



## NCAA APPLICATIONS MULTIFACTOR AUTHENTICATION (MFA)

### Purpose

The purpose of this aid is to guide college-bound student-athletes on how to use multifactor authentication to log in to their NCAA Eligibility Center account and how to obtain a code to log in via email.

### MFA Code for Authentication

1. From the [eligibilitycenter.org](https://eligibilitycenter.org), click login and enter your username.
2. Click the “Next” button.

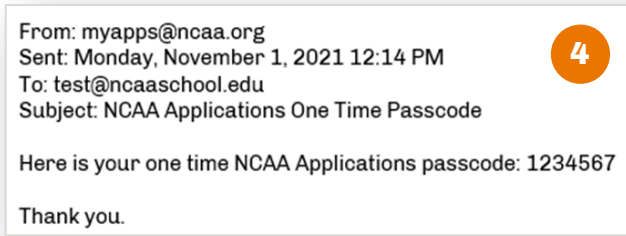
The screenshot shows the 'Log in to NCAA Applications' page. At the top left is the NCAA logo and the text 'NCAA Applications'. Below this is a header 'Log in to NCAA Applications'. The main form area contains an 'Email' label followed by a text input field labeled 'Email or Username'. A red circle with the number '1' is positioned to the right of the input field. Below the input field is a blue button labeled 'Next' with a red circle and the number '2' to its left. To the right of the 'Next' button is a link for 'Forgot Password?'. At the bottom of the form area, there is a link: 'Technical questions or assistance? Contact the NCAA Web Help Desk.'

**Note:** You must log in using the exact email address used to create your NCAA Eligibility Center account. If you are unsure of the email used, please call Customer Service at 877-262-1492, Monday-Friday, 9 a.m. to 5 p.m. Eastern Standard time.

3. Enter your NCAA Eligibility Center password and click the “Sign in” button.

The screenshot shows the 'Log in to NCAA Applications' page. At the top left is the NCAA logo and the text 'NCAA Applications'. Below this is a header 'Log in to NCAA Applications'. The main form area contains a 'Password' label followed by a password input field. A red circle with the number '3' is positioned to the right of the input field. Below the input field is a checkbox labeled 'Is this a public or shared computer?' with a help icon to its right. Below the checkbox is a blue button labeled 'Sign in' with a red circle and the number '3' to its left. To the right of the 'Sign in' button is a link for 'Forgot Password?'. At the bottom of the form area, there is a link: 'Technical questions or assistance? Contact the NCAA Web Help Desk.'

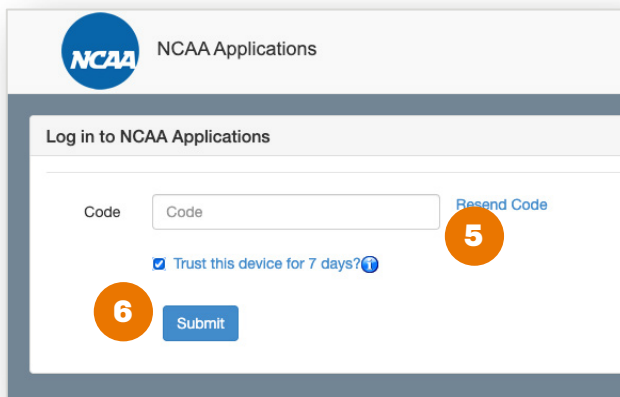
- A message containing an authentication code will be sent to the email address associated with your NCAA Eligibility Center account.



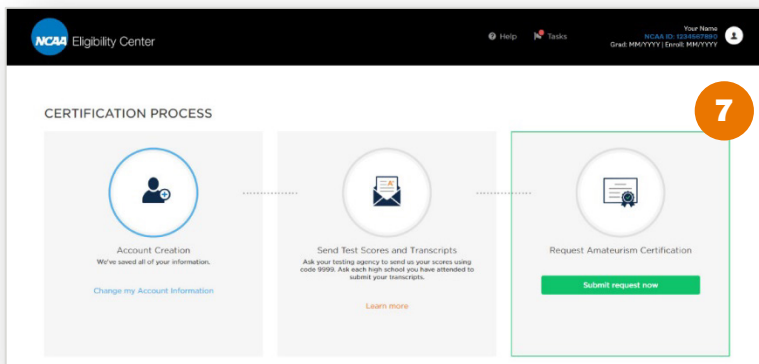
- Enter the authentication code received by email.

**Note:** If you are accessing your account via a private device, you may click “Trust this device for 7 days.” This feature makes MFA completion unnecessary for seven days. If you are on a shared computer, you should not click the box.

- Click the “Submit” button.



- You will now have access to your NCAA Eligibility Center account.



If you have technical issues related to the multifactor authentication, please contact [webhelpdesk@ncaa.org](mailto:webhelpdesk@ncaa.org).