

NCAA Women's Volleyball Championship Finals Records 1981-2009

The History of the Women's Volleyball Championship Finals,
Including Single-Match, Year, Career Records,
Championship Match and Championship Finals Records,
Coaching Records, Championship Finals Brackets.



THE NATIONAL COLLEGIATE ATHLETIC ASSOCIATION
P.O. Box 6222
Indianapolis, Indiana 46206-6222
317/917-6222
December 2010


Researched and Compiled By Kevin Buerge, Statistics Assistant
Editorial Assistance By Laurie Cannon, Assistant Director of Championship Media Relations



Table of Contents

General Records	3
Championship Finals Records.....	11
Championship Match Records	39
Coaching Records.....	49
Attendance Records	53
Finals Matchups.....	57
The Tournament.....	61
All-Time Team Champions.....	77
Championship Finals Brackets.....	107





General Records

National Champions.....	4
Finals Runners-Up.....	4
Championship Match Records	4
Volleyball Finals Team Win, Percentage Leaders.....	4
Year-By-Year Combined Won-Lost Record of Finals Field	6
Team Appearance, Win Leaders	6
All-Time Finals Won-Lost Records and and Finishes (All Teams).....	7
National Champion's Team Statistics	8
Year-By-Year Finals Total Statistics	8
All-Tournament Teams.....	9
Television Ratings	10



NCAA VOLLEYBALL NATIONAL CHAMPIONS (10 Teams)

TEAM	TITLES (Years Won)
Stanford.....	6 (1992, 94, 96, 97, 2001, 04)
Penn St.....	4 (1999, 2007, 08, 09)
Hawaii.....	3 (1982, 83, 87)
Long Beach St.....	3 (1989, 93, 98)
Nebraska.....	3 (1995, 2000, 06)
Southern California.....	3 (1981, 2002, 03)
UCLA.....	3 (1984, 90, 91)
Pacific.....	2 (1985, 86)
Texas.....	1 (1988)
Washington.....	1 (2005)

NCAA VOLLEYBALL FINALS RUNNER-UP (12 Teams)

Team	Times Runner-Up
Stanford	8
UCLA	4
Nebraska	3
Penn St.	3
Hawaii	2
Long Beach St.	2
Texas	2
Florida	1
Minnesota	1
Pacific	1
Southern California	1
Wisconsin	1

NCAA VOLLEYBALL FINALS CHAMPIONSHIP MATCH RECORD (13 Teams)

Team	Record
Stanford	6-8
Penn St.	4-3
Southern California	3-1
Hawaii	3-2
Long Beach St.	3-2
Nebraska	3-3
UCLA	3-4
Pacific	2-1
Washington	1-0
Texas	1-2
Florida	0-1
Minnesota	0-1
Wisconsin	0-1

NCAA VOLLEYBALL FINALS TEAM WIN/PERCENTAGE LEADERS

MOST WINS ENTERING FINALS

Team	Year	Wins	W-L (Finish)
UCLA	1983	43	1-1 (2nd)
San Diego St.	1982	38	1-1 (3rd)
Florida	1996	37	0-1 (3rd)
Pacific	1986	37	2-0 (1st)
Pacific	1983	37	0-2 (4th)
San Diego St.	1981	37	1-1 (3rd)
Penn St.	2009	36	2-0 (1st)
Penn St.	2008	36	2-0 (1st)
Hawaii	2003	36	0-1 (3rd)
Florida	2003	35	1-1 (2nd)
Florida	1998	35	0-1 (3rd)
Long Beach St.	1991	35	1-1 (2nd)
LSU	1991	35	0-1 (3rd)
Hawaii	1987	35	2-0 (1st)

FEWEST WINS ENTERING FINALS

Team	Year	Wins	W-L (Finish)
Stanford	1984	19	1-1 (2nd)
Stanford	1983	21	1-1 (3rd)
Southern California	2004	23	0-1 (3rd)
Stanford	1986	24	0-1 (3rd)
Tennessee	2005	25	0-1 (3rd)
Arizona	2001	25	0-1 (3rd)
Texas	1987	25	0-1 (3rd)
Southern California	1985	25	1-1 (3rd)
Southern California	1982	25	1-1 (2nd)
Southern California	1981	25	2-0 (1st)

HIGHEST WINNING PERCENTAGE ENTERING FINALS

Team	Year	W-L	Pct.	W-L (Finish)
Penn St.	2009	36-0	1.000	2-0 (1st)
Penn St.	2008	36-0	1.000	2-0 (1st)
Long Beach St.	1998	34-0	1.000	2-0 (1st)
Penn St.	1998	34-0	1.000	1-1 (2nd)
UCLA	1988	34-0	1.000	0-1 (3rd)
Southern California	2003	33-0	1.000	2-0 (1st)
Long Beach St.	2001	33-0	1.000	1-1 (2nd)
Nebraska	2000	32-0	1.000	2-0 (1st)
UCLA	1992	32-0	1.000	1-1 (2nd)
Florida	1996	37-1	.974	0-1 (3rd)
Hawaii	2003	36-1	.973	0-1 (3rd)
Florida	2003	35-1	.972	1-1 (2nd)
Long Beach St.	1991	35-1	.972	1-1 (2nd)
LSU	1991	35-1	.972	0-1 (3rd)
Hawaii	2002	34-1	.971	0-1 (3rd)
Penn St.	1999	34-1	.971	2-0 (1st)
Florida	1992	34-1	.971	0-1 (3rd)
Penn St.	1997	33-1	.971	1-1 (2nd)
Long Beach St.	1997	33-1	.971	0-1 (3rd)
UCLA	1990	33-1	.971	2-0 (1st)

LOWEST WINNING PERCENTAGE ENTERING FINALS

Team	Year	W-L	Pct.	W-L (Finish)
Pacific	1981	27-11	.711	0-2 (4th)
Southern California	1981	25-10	.714	2-0 (1st)
Minnesota	2003	26-10	.722	0-1 (3rd)
Stanford	1983	21-8	.724	1-1 (3rd)
Stanford	1986	24-9	.727	0-1 (3rd)
Texas	1987	25-9	.735	0-1 (3rd)
San Jose St.	1984	26-9	.743	0-2 (4th)
Stanford	1982	30-10	.750	0-2 (4th)
Tennessee	2005	25-8	.758	0-1 (3rd)
Southern California	1985	25-8	.758	1-1 (3rd)
UCLA	1981	33-10	.767	1-1 (2nd)

COMBINED WON-LOST RECORD OF VOLLEYBALL FINALS FIELD
(Entering Volleyball Finals)

Year	Wins	Losses	Pct.	Year	Wins	Losses	Pct.
1981	122	*37	#.767	1996	130	8	.942
1982	124	23	.844	1997	131	7	.949
1983	133	17	.887	1998	*135	#5	*.964
1984	#107	26	.805	1999	127	8	.941
1985	115	19	.858	2000	124	6	.954
1986	118	22	.843	2001	120	7	.945
1987	119	23	.838	2002	129	8	.942
1988	128	10	.928	2003	130	12	.915
1989	119	13	.902	2004	111	17	.867
1990	128	14	.901	2005	114	14	.891
1991	129	10	.928	2006	120	11	.916
1992	125	#5	.962	2007	118	15	.887
1993	122	11	.917	2008	126	8	.940
1994	121	9	.931	2009	124	11	.919
1995	120	11	.916				

* high # low

TEAM APPEARANCE, WIN LEADERS

LEADERS BY FINALS APPEARANCES
(Through 2009)

TEAM	APP.
Stanford	18
Nebraska	11
UCLA	11
Hawaii	9
Long Beach St.	8
Penn St.	8
Southern California	8
Florida	7
Pacific	7
Texas	6
Minnesota	3
Washington	3
Illinois	2
LSU	2
Ohio St.	2
San Diego St.	2
Arizona	1
Brigham Young	1
California	1
Michigan St.	1
San Jose St.	1
Santa Clara	1
Tennessee	1
Texas-Arlington	1
Wisconsin	1

ALL-TIME CONSECUTIVE FINALS APPEARANCES
(Through 2009)

APP	TEAM	YEARS
6	Stanford	1982-87
5	UCLA	1988-92
4	Stanford	1994-97
3	UCLA	1983-85
3	Long Beach St.	1991-93
3	Florida	1996-98
3	Long Beach St.	1997-99
3	Penn St.	1997-99
3	Southern California	2002-04
3	Washington	2004-06
3	Stanford	2006-08
3	Penn St.	2007-09

MOST FINALS TEAMS FROM ONE CONFERENCE

3, Pacific-10, 1985 (Southern California, Stanford, UCLA)
 3, Pacific-10, 2004 (Southern California, Stanford, Washington)
 3, Pacific-10, 2006 (Stanford, UCLA, Washington)
 3, Pacific-10, 2007 (California, Southern California, Stanford)
 2, 13 times, most recent: Big Ten, 2009 (Minnesota, Penn St.)

MOST FINALS TEAMS FROM ONE STATE

4, California, 1981 (Pacific, San Diego St., Southern California, UCLA)
 4, California, 1984 (Pacific, San Jose St., Stanford, UCLA)
 4, California, 1985 (Pacific, Southern California, Stanford, UCLA)
 3, California, 1982 (San Diego St., Southern California, Stanford)
 3, California, 1983 (Pacific, Stanford, UCLA)
 3, California, 1992 (Long Beach St., Stanford, UCLA)
 3, California, 1999 (Long Beach St., Pacific, Stanford)
 3, California, 2007 (California, Southern California, Stanford)

LEADERS BY FINALSWINNING PERCENTAGE

Team	W-L	Pct.
Penn St.	11-4	.733
Stanford	21-13	.618
Long Beach St.	8-5	.615
Southern California	8-5	.615
Hawaii	8-6	.571
Nebraska	9-8	.529
UCLA	10-9	.526

LEADERS BY FINALSMATCHES WON

TEAM	Wins
Stanford	21
Penn St.	11
UCLA	10
Nebraska	9
Hawaii	8
Long Beach St.	8
Southern California	8

LEADERS BY FINALSMATCHES PLAYED

TEAM	Matches
Stanford	34
UCLA	19
Nebraska	18
Penn St.	15
Hawaii	14
Long Beach St.	13
Pacific	13
Southern California	13

LEADERS BY FINALSETS WON

TEAM	Wins
Stanford	78
Penn St.	40
UCLA	38
Nebraska	32
Long Beach St.	28
Hawaii	27
Southern California	25
Pacific	24

VOLLEYBALL FINALS ALL-TIME WON-LOST RECORDS AND FINISHES (25 Teams) (Through 2009)

(Note: Beginning in 1986, no third-place match was played. Third place is awarded to both teams that lose in the semifinals.)

Team (Years Participated)	App.	Won	Lost	Pct.	1st	2nd	3rd	4th
Arizona (2001).....	1	0	1	.000	0	0	1	0
BYU (1993).....	1	0	1	.000	0	0	1	0
California (2007).....	1	0	1	.000	0	0	1	0
Florida (1992, 93, 96, 97, 98, 2002, 03).....	7	1	7	.125	0	1	6	0
Hawaii (1982, 83, 87, 88, 96, 2000, 02, 03, 09).....	9	8	6	.571	3	2	4	0
Illinois (1987-88).....	2	0	2	.000	0	0	2	0
Long Beach St. (1878, 91, 92, 93, 97, 98, 99, 2001).....	8	8	5	.615	3	2	3	0
LSU (1990, 91).....	2	0	2	.000	0	0	2	0
Michigan St. (1995).....	1	0	1	.000	0	0	1	0
Minnesota (2003, 04, 09).....	3	1	3	.250	0	1	2	0
Nebraska (1986, 89, 90, 95, 96, 98, 2000, 01, 05, 06, 08).....	11	9	8	.529	3	3	5	0
Ohio St. (1991, 94).....	2	0	2	.000	0	0	2	0
Pacific (1981, 83, 84, 85, 86, 90, 99).....	7	6	7	.462	2	1	2	2
Penn St. (1993, 94, 97, 98, 99, 2007, 08, 09).....	8	11	4	.733	4	3	1	0
San Diego St. (1981, 82).....	2	2	2	.500	0	0	2	0
San Jose St. (1984).....	1	0	2	.000	0	0	0	1
Santa Clara (2005).....	1	0	1	.000	0	0	1	0
Southern California (1981, 82, 85, 2000, 02, 03, 04, 07).....	8	8	5	.615	3	1	4	0
Stanford (1982, 83, 84, 85, 86, 87, 92, 94, 95, 96, 97, 99, 2001, 02, 04, 06, 07, 08).....	18	21	13	.618	6	8	3	1
Tennessee (2005).....	1	0	1	.000	0	0	1	0
Texas (1986, 87, 89, 95, 2008, 09).....	6	4	5	.444	1	2	3	0
Texas-Arlington (1989).....	1	0	1	.000	0	0	1	0
UCLA (1981, 83, 84, 85, 88, 89, 90, 91, 92, 94, 2006).....	11	10	9	.526	3	4	3	1
Washington (2004, 05, 06).....	3	2	2	.500	1	0	2	0
Wisconsin (2000).....	1	1	1	.500	0	1	0	0

NATIONAL CHAMPION'S TEAM FINALS STATISTICS

Year	Team	MP	SP	K	E	TA	PCT	A	SA	SE	RE	DIG	BS	BA	TB	BE	BHE
1981	Southern California	2	10	163	66	431	.225	---	9	10	40	---	---	---	---	11	13
1982	Hawaii	2	10	189	87	509	.200	---	26	19	17	---	---	---	---	8	10
1983	Hawaii	2	6	107	38	270	.256	---	10	14	1	157	---	---	---	2	2
1984	UCLA	2	8	147	51	354	.271	126	14	16	9	140	6	28	20	3	7
1985	Pacific	2	8	149	33	391	.297	141	22	16	22	148	4	38	23	8	---
1986	Pacific	2	6	115	39	258	.295	101	5	9	6	135	14	10	19	7	---
1987	Hawaii	2	7	128	29	353	.280	104	4	12	4	168	6	36	24	9	---
1988	Texas	2	6	129	44	327	.260	114	9	11	3	146	6	24	18	6	---
1989	Long Beach St.	2	7	101	40	228	.268	91	11	6	10	95	5	30	20	3	3
1990	UCLA	2	6	105	29	238	.319	92	10	9	5	101	4	50	29	10	1
1991	UCLA	2	8	137	45	214	.430	127	13	19	6	95	5	44	27	4	2
1992	Stanford	2	8	158	64	391	.240	147	4	13	4	136	4	26	17	9	4
1993	Long Beach St.	2	7	125	60	279	.233	120	14	12	6	109	8	30	23	4	5
1994	Stanford	2	7	128	67	345	.177	121	8	21	8	157	8	43	29	3	4
1995	Nebraska	2	9	187	69	442	.267	172	7	28	8	168	5	40	25	2	8
1996	Stanford	2	7	114	37	273	.282	102	11	14	7	100	5	49	29	6	6
1997	Stanford	2	9	161	64	425	.228	149	13	19	3	188	14	30	29	6	1
1998	Long Beach St.	2	8	134	42	291	.316	113	7	8	12	139	6	35	23	6	3
1999	Penn St.	2	8	128	43	316	.269	118	9	15	6	130	11	40	31	3	2
2000	Nebraska	2	9	135	41	337	.279	125	8	20	11	132	8	54	35	4	6
2001	Stanford	2	6	117	42	251	.299	108	10	15	10	92	6	30	21	5	0
2002	Southern California	2	8	139	56	347	.239	125	10	19	14	124	6	32	22	5	3
2003	Southern California	2	7	123	44	307	.257	109	7	17	3	127	4	30	19	8	2
2004	Stanford	2	7	129	32	301	.322	124	3	8	7	136	14	16	22	5	2
2005	Washington	2	6	110	34	264	.288	103	10	3	6	111	4	36	22	3	4
2006	Nebraska	2	8	138	53	367	.232	128	9	17	8	155	4	38	23	4	5
2007	Penn St.	2	8	133	41	281	.327	121	8	13	17	111	2	42	23	4	6
2008	Penn St.	2	8	110	41	281	.246	107	8	12	3	131	4	31	19	6	1
2009	Penn St.	2	9	115	32	327	.254	107	7	16	8	146	1	56	29	5	1

YEAR-BY-YEAR FINALS STATISTICS

Year	MP	SP	K	E	TA	PCT	A	SA	SE	RE	DIG	BS	BA	TB	BE	BHE
1981	4	34	526	236	1,425	.204	---	44	61	76	---	---	---	---	30	39
1982	4	36	682	280	1,845	.218	---	84	66	90	---	---	---	---	39	50
1983*	3	22	325	147	930	.191	---	23	37	23	443	---	---	---	8	19
1984	4	30	485	196	1,342	.215	445	41	58	41	543	31	94	78	28	19
1985	4	34	551	192	1,462	.246	507	52	66	56	528	22	169	106	28	---
1986	3	20	305	155	869	.173	281	22	42	22	405	22	50	47	31	---
1987	3	22	414	125	1,191	.243	354	23	55	24	518	16	92	62	23	---
1988	3	20	384	162	1,016	.219	335	33	34	33	431	24	62	55	18	---
1989	3	20	296	150	731	.200	255	30	41	30	262	11	66	44	5	12
1990	3	20	345	151	839	.231	307	28	41	28	301	13	114	70	19	5
1991	3	24	431	183	918	.270	394	28	61	28	345	23	94	70	21	17
1992	3	22	462	180	1,096	.257	429	15	49	15	380	17	92	63	27	11
1993	3	22	374	176	972	.204	358	36	46	36	361	16	113	72	9	11
1994	3	24	380	201	1,082	.165	357	23	62	23	485	19	109	73	9	15
1995	3	28	482	188	1,281	.230	436	23	56	23	499	23	108	77	11	17
1996	3	20	317	136	829	.218	285	28	46	28	298	15	87	58	14	19
1997	3	24	451	190	1,209	.216	419	21	48	21	493	25	84	67	12	6
1998	3	24	387	171	1,067	.202	329	28	35	28	412	16	120	76	15	6
1999	3	22	360	149	890	.237	336	27	48	27	338	24	83	65	9	10
2000	3	24	385	173	1,037	.204	349	25	50	25	407	19	109	73	18	11
2001	3	18	303	121	697	.261	277	31	42	31	226	17	79	56	11	2
2002	3	22	354	163	946	.202	316	32	46	32	366	18	92	64	21	7
2003	3	22	372	159	982	.217	334	18	48	18	388	11	92	57	18	8
2004	3	22	386	142	1,057	.231	363	16	46	16	451	22	88	66	13	5
2005	3	18	300	108	740	.259	285	25	26	25	278	8	99	57	12	14
2006	3	22	349	148	968	.208	331	28	53	28	403	11	104	63	18	13
2007	3	26	399	131	1,000	.268	365	31	49	31	409	10	94	57	15	18
2008	3	26	359	122	931	.255	335	21	37	21	384	13	81	53	14	3
2009	3	24	322	116	867	.238	301	20	47	20	372	5	86	48	15	10

*missing statistics from third-place match

ALL-TOURNAMENT TEAMS

**Most Outstanding Player.*

1981

Jeanne Beauprey, UCLA
Jayne Gibson, Pacific
Patty Orozco, UCLA
Linda Robertson, UCLA
Dana Smith, Southern California
Cathy Stukel, Southern California

1982

Tracy Clark, Southern California
Deitre Collins, Hawaii
Mary Holland, San Diego St.
Kim Oden, Stanford
Kim Ruddins, Southern California
Lisa Strand, Hawaii

1983

Deitre Collins, Hawaii
Joyce Kaapuni, Hawaii
Patty Orozco, UCLA
Kori Pulaski, Hawaii
Kari Rush, Stanford
Jan Sanders, Pacific

1984

Michelle Boyette, UCLA
Bobbi Broer, Stanford
Susan Compton, Stanford
Merja Connolly, UCLA
Liz Masakayan, UCLA
Kim Oden, Stanford

1985

Liz Masakayan, UCLA
Teri McGrath, Pacific
Elaina Oden, Pacific
Kim Oden, Stanford
Kim Ruddins, Southern California
Wendi Rush, Stanford

1986

Karen Dahlgren, Nebraska
Tisha Delaney, Nebraska
Brooke Herrington, Pacific
Liz Hert, Pacific
Teri McGrath, Pacific
Elaina Oden, Pacific

1987

Suzanne Eagye, Hawaii
Diana Jessie, Hawaii
Nancy Reno, Stanford
Wendi Rush, Stanford
Teresa Smith, Stanford
Teee Williams, Hawaii

1988

Martina Cincerova, Hawaii
Dawn Davenport, Texas
Mary Eggers, Illinois
Stacie Nichols, Texas
Sue Schelfhout, Texas
Teee Williams, Hawaii

1989

Tara Cross, Long Beach St.
Val Novak, Nebraska
Chris Rudiger, Texas-Arlington
Sheri Sanders, Long Beach St.
Eileen Shannon, Nebraska
Antoinette White, Long Beach St.

1990

Natalie Williams, UCLA
Marissa Hatchett, UCLA
Jenny Evans, UCLA
Holly McPeak, UCLA
Monique Adams, LSU
Krissy Fifer, Pacific

1991

*Antoinette White, Long Beach St.
*Natalie Williams, UCLA
Sabrina Hernandez, Long Beach St.
Danielle Scott, Long Beach St.
Elaine Youngs, UCLA
Christine Romero, Long Beach St.
Angie Miller, LSU

1992

Carrie Feldman, Stanford
Aycan Gokberk, Florida
Bev Oden, Stanford
Cary Wendell, Stanford
Natalie Williams, UCLA
Elaine Youngs, UCLA

1993

Nichelle Burton, Long Beach St.
Salima Davidson, Penn St.
Charlene Johnson, BYU
Jen Reimers, Penn St.
Danielle Scott, Long Beach St.
Zeynep Ton, Penn St.

1994

Jenny Johnson, UCLA
Marnie Triefenbach, Stanford
Annett Buckner, UCLA
Kristin Folk, Stanford
Salima Davidson, Penn St.
Cary Wendell, Stanford

1995

Allison Weston, Nebraska
Kate Crnich, Nebraska
Kristin Folk, Stanford
Christy Johnson, Nebraska
Demetria Sance, Texas
Billie Winsett, Nebraska

1996

*Kerri Walsh, Stanford
Kristin Folk, Stanford
Lisa Sharpley, Stanford
Angelica Ljungquist, Hawaii
Robyn Ah Mow, Hawaii
Lisa Reitsma, Nebraska

1997

*Terri Zemaitis, Penn St.
Kristin Folk, Stanford
Paula McNamee, Stanford
Carrie Schonveld, Penn St.
Lisa Sharpley, Stanford
Lauren Cacciamani, Penn St.

1998

*Misty May, Long Beach St.
*Lauren Cacciamani, Penn St.
Benishe Dillard, Long Beach St.
Veronica Walls, Long Beach St.
Jessica Alvarado, Long Beach St.
Bonnie Bremner, Penn St.

1999

*Lauren Cacciamani, Penn St.
Bonnie Bremner, Penn St.
Carrie Schonveld, Penn St.
Kerri Walsh, Stanford
Logan Tom, Stanford
Elsa Stegemenn, Pacific

2000

*Greichaly Cepero, Nebraska
Amber Holmquist, Nebraska
Laura Pilakowski, Nebraska
Lizzy Fitzgerald, Wisconsin
Sherisa Livingston, Wisconsin
Lily Kahumoku, Hawaii

2001

*Logan Tom, Stanford
Ogonna Nnamani, Stanford
Robyn Lewis, Stanford
Ashley Ivy, Stanford
Tayyiba Haneef, Long Beach St.
Brittany Hochevar, Long Beach St.

2002

*Keao Burdine, Southern California
Katie Olsovsky, Southern California
April Ross, Southern California
Logan Tom, Stanford
Ogonna Nnamani, Stanford
Kim Willoughby, Hawaii

2003

*Keao Burdine, Southern California
Bibiana Candelas, Southern California
April Ross, Southern California
Jane Collymore, Florida
Aury Cruz, Florida
Cassie Busse, Minnesota

2004

*Ogonna Nnamani, Stanford
Jennifer Hucke, Stanford
Kristin Richards, Stanford
Bryn Kehoe, Stanford
Erin Martin, Minnesota
Paula Gentil, Minnesota

2005

*Christal Morrison, Washington
Sanja Tomasevic, Washington
Courtney Thompson, Washington
Chris Houghtelling, Nebraska
Sarah Pavan, Nebraska
Jennifer Saleaumua, Nebraska
Kristen Andre, Tennessee

2006

*Sarah Pavan, Nebraska
Jordan Larson, Nebraska
Rachel Holloway, Nebraska
Tracy Stalls, Nebraska
Foluke Akinradewo, Stanford
Cynthia Barboza, Stanford
Kristin Richards, Stanford

2007

*Megan Hodge, Penn St.
Nicole Fawcett, Penn St.
Christa Harmotto, Penn St.
Alisha Glass, Penn St.
Foluke Akinradewo, Stanford
Alix Klineman, Stanford
Asia Kaczor, Southern California

2008

*Megan Hodge, Penn St.
Nicole Fawcett, Penn St.
Alisha Glass, Penn St.
Cynthia Barboza, Stanford
Alix Klineman, Stanford
Jordan Larson, Nebraska
Destinee Hooker, Texas

2009

*Destinee Hooker, Texas
Alisha Glass, Penn St.
Megan Hodge, Penn St.
Arielle Wilson, Penn St.
Ashley Engle, Texas
Juliann Faucette, Texas
Hailey Cowles, Minnesota

TELEVISION RATINGS (SINCE 1995)

Date	Teams	Network	Television	Rating	Cable Rating	Share	Households	Est. Viewers
Dec. 14, 1995	Nebraska vs. Michigan St.	ESPN2	Live	0.1	0.24	0	64,000	165,120
Dec. 14, 1995	Stanford vs. Texas	ESPN2	Live	0.1	0.12	0	33,000	85,140
Dec. 16, 1995	Texas vs. Nebraska	ESPN2	Live	0.1	0.23	1	61,000	157,380
Dec. 19, 1996	Hawaii vs. Florida	ESPN2	Live	0.1	0.19	0	77,000	200,200
Dec. 19, 1996	Stanford vs. Nebraska	ESPN2	Live	0.2	0.29	0	118,000	306,800
Dec. 21, 1996	Hawaii vs. Stanford	ESPN2	Live	0.3	0.37	1	151,000	392,600
Dec. 22, 1996	Hawaii vs. Stanford	ESPN	Re-Air	0.3	0.40	1	261,000	678,600
Dec. 18, 1997	Florida vs. Penn St.	ESPN2	Same-day delay	0.1	0.16	1	84,000	217,500
Dec. 19, 1997	Long Beach St. vs. Stanford	ESPN2	1-day delay	0.1	0.22	1	115,000	297,850
Dec. 20, 1997	Stanford vs. Penn St.	ESPN2	Live	0.2	0.44	1	232,000	600,880
Dec. 17, 1998	Nebraska vs. Penn St.	ESPN2	Live	0.1	0.24	0	149,000	385,910
Dec. 18, 1998	Florida vs. Long Beach St.	ESPN2	1-day delay	0.1	0.21	1	128,000	331,520
Dec. 19, 1998	Penn St. vs. Long Beach St.	ESPN2	2-hour delay	0.2	0.39	1	243,000	629,370
Dec. 17, 1999	Penn St. vs. Pacific	ESPN2	15-hour delay	0.1	0.13	0	90,000	232,200
Dec. 18, 1999	Stanford vs. Long Beach St.	ESPN2	24-hour delay	0.1	0.18	1	123,000	317,340
Dec. 19, 1999	Stanford vs. Penn St.	ESPN2	16-hour delay	0.2	0.23	0	157,000	405,060
Dec. 15, 2000	Hawaii vs. Nebraska	ESPN2	7.5-hour delay	0.1	0.16	1	118,000	304,440
Dec. 15, 2000	Southern California vs. Wisconsin	ESPN2	16.5-hour delay	0.1	0.17	1	123,000	314,760
Dec. 16, 2000	Wisconsin vs. Nebraska	ESPN2	Live	0.3	0.47	1	344,000	887,520
Dec. 14, 2001	Arizona vs. Long Beach St.	ESPN2	14-hour delay	0.1	0.09	0	70,000	179,200
Dec. 14, 2001	Stanford vs. Nebraska	ESPN	18-hour delay	0.2	0.23	1	193,000	494,080
Dec. 15, 2001	Stanford vs. Long Beach St.	ESPN2	Live	0.3	0.33	1	268,000	686,080
Dec. 18, 2001	Stanford vs. Long Beach St.	ESPN	Re-Air	0.2	0.30	1	237,000	606,720
Dec. 19, 2002	Hawaii vs. Stanford	ESPN2	Live	0.2	0.26	0	223,000	570,880
Dec. 19, 2002	Florida vs. Southern California	ESPN2	16-hour delay	0.1	0.12	0	104,000	266,240
Dec. 21, 2002	Stanford vs. Southern California	ESPN2	Live	0.3	0.32	1	273,000	698,880
Dec. 18, 2003	Minnesota vs. Southern California	ESPN2	3.5-hour delay	0.32	0.39	1	342,000	872,100
Dec. 19, 2003	Florida vs. Hawaii	ESPN	1-day delay	0.12	0.15	0	130,000	331,500
Dec. 20, 2003	Florida vs. Southern California	ESPN2	Live	0.25	0.31	1	268,000	683,400
Dec. 16, 2004	Stanford vs. Washington	ESPN2	2.5-hour delay	0.2	0.23	0	198,000	502,920
Dec. 16, 2004	Southern California vs. Minnesota	ESPN2	15.5-hour delay	0.1	0.16	0	145,000	368,300
Dec. 18, 2004	Stanford vs. Minnesota	ESPN2	Live	0.3	0.33	1	291,000	739,140
Dec. 15, 2005	Tennessee vs. Washington	ESPN2	4-hour delay	0.2	0.30	1	270,000	685,800
Dec. 16, 2005	Santa Clara vs. Nebraska	ESPN2	17-hour delay	0.1	0.11	0	101,000	256,540
Dec. 17, 2005	Washington vs. Nebraska	ESPN2	Live	0.3	0.39	1	345,000	876,300
Dec. 14, 2006	UCLA vs. Nebraska	ESPN2	Live	0.4	0.45	1	409,000	1,042,950
Dec. 15, 2006	Washington vs. Stanford	ESPN2	16.5-hour Re-Air	0.2	0.20	1	179,000	456,450
Dec. 16, 2006	Stanford vs. Nebraska	ESPN2	Live	0.6	0.73	1	665,000	1,695,750
Dec. 13, 2007	Southern California vs. Stanford	ESPN2	Live	0.3	0.31	1	296,000	754,800
Dec. 14, 2007	California vs. Penn St.	ESPN2	16-hour Re-Air	0.1	0.07	0	58,000	147,900
Dec. 15, 2007	Penn St. vs. Stanford	ESPN2	Live	0.4	0.53	1	491,000	1,252,050
Dec. 18, 2008	Texas vs. Stanford	ESPN2	Live	0.3	0.40	1	273,000	948,600
Dec. 19, 2008	Texas vs. Stanford	ESPN2	17-hour Re-Air	0.1	0.16	0	154,000	392,700
Dec. 18, 2008	Nebraska vs. Penn St.	ESPN2	Live	0.5	0.55	1	534,000	1,361,700
Dec. 20, 2008	Stanford vs. Penn St.	ESPN2	Live	0.6	0.66	1	641,000	1,634,550
Dec. 17, 2009	Minnesota vs. Texas	ESPN2	Live	0.2	0.26	0	256,000	652,800
Dec. 17, 2009	Hawaii vs. Penn St.	ESPN2	Live	0.4	0.44	1	433,000	1,104,150
Dec. 19, 2009	Texas vs. Penn St.	ESPN2	Live	0.7	0.79	1	784,000	1,999,200

VOLLEYBALL FINALS REFEREES

MOST YEARS
WORKING FINALS

Referee	Years
Verna Klubnikin	10
Sue Lemaire	9
Joan Powell	9
Marty Protchko	7
Mary Blalock	6
Wink Davenport	5
Patsy Malta	5
Michael Blalock	4
Kathy Ferraraccio	4
Tanna Martin	4
Patty Salvatore	4

MOST FINALS
MATCHES WORKED

Referee	Matches
Sue Lemaire	24
Verna Klubnikin	21
Joan Powell	18
Marty Protchko	10
Mary Blalock	9
Patty Salvatore	8
Wink Davenport	8
Bob Clarke	7
Tanna Martin	6

MOST CHAMPIONSHIP
MATCHES WORKED

Referee	Matches
Verna Klubnikin	9
Sue Lemaire	9
Joan Powell	8
Mary Blalock	3
Kathy Ferraraccio	3
Patty Salvatore	3
Bob Clarke	2
Wink Davenport	2
Brian Hemelgarn	2
Marty Protchko	2
Margie Ray	2



Finals Records

Individual Records.....	12
Individual Leaders	14
Single-Match Records.....	14
Year Records.....	18
Career Records	23
Team Records	27
Team Leaders.....	29
Single-Match Records.....	29
Year Records.....	33



Individual Records

Official NCAA volleyball records began with the 1981 season and are based on information submitted to the NCAA statistics service by institutions participating in the statistics rankings. In statistical rankings, the rounding of percentages and/or averages may indicate ties where none exists. In these cases, the numerical order of the rankings is accurate.

The format of a match changed in 2008. The term "game" was changed to "set." Also, scoring for each set moved from 30 points to 25 points, except in matches that go to the full five sets, in which the winning score in the fifth set remains 15 points.

The match format previously changed in 2001, with scoring for each set moving from 15 points to 30 points, except in matches that went to the full five sets, in which the winning score in the fifth set remained 15 points.

In reflection of these changes, category leaders under the different scoring formats are separated in order to not eliminate the achievements of those student-athletes who played with the previous format.

Information on blocking has not been included in the following records since there appeared to be a significant variance in the methods by which blocking statistics were kept during the 1980s. Research continues to determine a standard by which to measure blocking statistics for NCAA record-keeping purposes.

Official career records include players whose career statistics were recorded during the era of official NCAA play.

A national semifinal match is indicated by (NSF), a national third-place game by (N3d) and a national championship game by (CH).

Attack

KILLS

Three-set match

31—Natalie Williams, UCLA vs. Florida, NSF, Dec. 17, 1992

Four-set match

33—Ogonna Nnamani, Stanford vs. Washington, NSF, Dec. 16, 2004

Five-set match

35—Vicki Cantrell, San Diego St. vs. Stanford, N3d, Dec. 19, 1982

Year (1981-2000)

55—Danielle Scott, Long Beach St., 1991; Tracy Clark, Southern California, 1982

Year with 30-point scoring format (2001-07)

62—Ogonna Nnamani, Stanford, 2004

Year with 25-point scoring format (2008-present)

51—Destinee Hooker, Texas, 2009

Career

140—Natalie Williams, 1989-92 (24 sets)

KILLS PER SET

Per set (1981-2000)

7.43—Natalie Williams, UCLA, 1992 (52 kills in 7 sets)

Per set with 30-point scoring format (2001-07)

8.86—Ogonna Nnamani, Stanford, 2004 (62 kills in 7 sets)

Per set with 25-point scoring format (2008-present)

6.38—Destinee Hooker, Texas, 2009 (51 kills in 8 sets)

Career

6.64—Tee Williams, Hawaii, 1987-88 (93 kills in 14 sets)

TOTAL ATTEMPTS

Three-set match

66—Kim Willoughby, Hawaii vs. Stanford, NSF, Dec. 19, 2002

Four-set match

80—Nancy Meendering, Nebraska vs. Penn St., NSF, Dec. 17, 1998

Five-set match

85—Tracy Clark, Southern California vs. Hawaii, CH, Dec. 19, 1982; Vicki Cantrell, San Diego St. vs. Stanford, N3d, Dec. 19, 1982

Year (1981-2000)

149—Kim Oden, Stanford, 1982

Year with 30-point scoring format (2001-07)

126—Ogonna Nnamani, Stanford, 2004

Year with 25-point scoring format (2008-present)

128—Megan Hodge, Penn St., 2009

Career

342—Kristin Folk, Stanford, 1994-97 (28 sets)

TOTAL ATTEMPTS PER SET

Per set (1981-2000)

15.63—Tracy Clark, Southern California, 1982 (125 attempts in 8 sets)

Per set with 30-point scoring format (2001-07)

18.00—Ogonna Nnamani, Stanford, 2004 (126 attempts in 7 sets)

Per set with 25-point scoring format (2008-present)

14.25—Destinee Hooker, Texas, 2009 (114 attempts in 8 sets)

Career

15.91—Kim Willoughby, Hawaii, 2000, 02-03 (175 total attempts in 11 sets)

HITTING PERCENTAGE*

10-14 attempts

.909—Arielle Wilson, Penn St. vs. California, NSF, Dec. 13, 2007 (10-0/11)

15-19 attempts

.667—Joyce Kaapuni, Hawaii vs. UCLA, CH, Dec. 19, 1983 (10-0/15)

20 or more attempts

.690—Elaina Oden, Pacific vs. Texas, NSF, Dec. 18, 1986 (20-0/29)

Year (1981-2000)

.612—Elaina Oden, Pacific, 1986 (33-3/49)

Year with 30-point scoring format (2001-07)

.520—Darla Myhre, Washington, 2005 (13-0/25)

Year with 25-point scoring format (2008-present)

.392—Foluke Akinradewo, Stanford, 2008 (25-5/51)

Career

.476—Dana Myhre, Washington, 2004-05 (21-1/42 in 10 sets)

*Hitting percentage is derived by subtracting errors from kills and dividing that remainder by total attempts.

Setting

Assists not kept on championship box scores before 1984

ASSISTS

Three-set match

76—Julie Bremner, UCLA vs. Florida, NSF, Dec. 17, 1992

Four-set match

87—Christy Johnson, Nebraska vs. Texas, CH, Dec. 16, 1995

Five-set match

81—Michelle Boyette, UCLA vs. Stanford, CH, Dec. 16, 1984

Year (1984-2000)

159—Christy Johnson, Nebraska, 1995

Year with 30-point scoring format (2001-07)

132—Bryn Kehoe, Stanford, 2007

Year with 25-point scoring format (2008-present)

100—Alisha Glass, Penn St., 2008

Career

342—Bryn Kehoe, Stanford, 2004, 06-07 (24 sets)

ASSISTS PER SET

Per set (1984-2000)

18.57—Julie Bremner, UCLA, 1992 (130 assists in 7 sets)

Per set with 30-point scoring format (2001-07)

16.17—Robyn Lewis, Stanford, 2001 (97 assists in 6 sets)

Per set with 25-point scoring format (2008-present)

12.50—Alisha Glass, Penn St., 2008 (100 assists in 8 sets)

Career

16.33—Julie Bremner, UCLA, 1991-92 (245 assists in 15 sets)

Service

SERVICE ACES

Three-set match

5—Natalie Williams, UCLA vs. LSU, NSF, Dec. 12, 1990

Four-set match

5—Therese Boyle, Pacific vs. UCLA, NSF, Dec. 20, 1985

Five-set match

5—Bryn Kehoe, Stanford vs. Penn St., CH, Dec. 15, 2007; Barbra Fontana, Stanford vs. Nebraska, NSF, Dec. 18, 1986; Deanna Boyette, Stanford vs. San Diego St., N3d, Dec. 19, 1982.

Year (1981-2000)

7—Toni Himmer, San Diego St., 1982

Year with 30-point scoring format (2001-07)

8—Brittany Hochevar, Long Beach St., 2001

Year with 25-point scoring format (2008-present)

4—Alyssa D'Errico, Penn St., 2009

Career

13—Bryn Kehoe, Stanford, 2004, 06-07 (24 sets)

SERVICE ACES PER SET

Per set (1981-2000)

1.00—Natalie Williams, 1990 (6 aces in 6 sets)

Per set with 30-point scoring format (2001-07)

1.33—Brittany Hochevar, Long Beach St., 2001 (8 aces in 6 sets)

Per set with 25-point scoring format (2008-present)

0.44—Alyssa D'Errico, Penn St. (4 aces in 9 sets)

Career

0.67—Toni Himmer, San Diego St., 1981-82 (10 aces in 15 sets)

Defense

DIGS

Three-set match

23—Reydan Ahuna, Hawaii vs. Illinois, NSF, Dec. 17, 1987

Four-set match

34—Candace Lee, Washington vs. Stanford, NSF, Dec. 16, 2004

Five-set match

34—Alli Hillgren, Southern California vs. Stanford, NSF, Dec. 13, 2007

Year (1981-2000)

50—Lisa Sharpley, Stanford, 1997

Year with 30-point scoring format (2001-03)

34—Nicole Davis, Southern California, 2003; Logan Tom, Stanford, 2002

Year with 30-point scoring format/unlimited libero replacement (2004-07)

50—Dani Busboom, Nebraska, 2006

Year with 25-point scoring format/unlimited libero replacement (2008-present)

47—Heather Kisner, Texas, 2009

Career

115—Lisa Sharpley, Stanford, 1994-97 (28 sets)

DIGS PER SET

Per set (1981-2000)

5.67—Dawn Davenport, Texas, 1988 (34 digs in 6 sets)

Per set with 30-point scoring format (2001-03)

4.86—Nicole Davis, Southern California, 2003 (34 digs in 7 sets)

Per set with 30-point scoring format/unlimited libero replacement (2004-07)

6.86—Paula Gentil, Minnesota, 2004 (48 digs in 7 sets)

Per set with 25-point scoring format/unlimited libero replacement (2008-present)

5.88—Heather Kisner, Texas, 2009 (47 digs in 8 sets)

Career

6.00—Candace Lee, Washington, 2004-05 (60 digs in 10 sets)

Individual Leaders

SINGLE-MATCH RECORDS

Attack

KILLS, THREE-SET MATCH

No.	Player, Team vs. Opponent	Date
31	Natalie Williams, UCLA vs. Florida, NSF	Dec. 17, 1992
29	Ogonna Nnamani, Stanford vs. Minnesota, CH	Dec. 18, 2004
28	Teee Williams, Hawaii vs. Texas, CH	Dec. 17, 1988
27	Logan Tom, Stanford vs. Long Beach St., NSF	Dec. 16, 1999
26	Elaine Youngs, UCLA vs. Florida, NSF	Dec. 17, 1992
25	Logan Tom, Stanford vs. Long Beach St., CH	Dec. 15, 2001
25	Aycan Gokberk, Florida vs. UCLA, NSF	Dec. 17, 1992
24	Teee Williams, Hawaii vs. Illinois, NSF	Dec. 17, 1987
23	Cassie Busse, Minnesota vs. Southern California, NSF	Dec. 18, 2003
23	Tracy Clark, Southern California vs. San Diego St., NSF	Dec. 17, 1982
22	Kim Willoughby, Hawaii vs. Stanford, NSF	Dec. 19, 2002
22	Logan Tom, Stanford vs. Nebraska, NSF	Dec. 13, 2001
21	Kristen Andre, Tennessee vs. Washington, NSF	Dec. 15, 2005
21	Tayyiba Haneef, Long Beach St. vs. Arizona, NSF	Dec. 13, 2001
21	Sherisa Livingston, Wisconsin vs. Southern California, NSF	Dec. 14, 2000
20	Jenny Maastricht, Wisconsin vs. Southern California, NSF	Dec. 14, 2000
20	Lauren Cacciamani, Penn St. vs. Stanford, CH	Dec. 18, 1999
20	Lauren Cacciamani, Penn St. vs. Nebraska, NSF	Dec. 17, 1998
20	Tara Gross, Long Beach St. vs. Nebraska, CH	Dec. 16, 1989
19	Ogonna Nnamani, Stanford vs. Long Beach St., CH	Dec. 15, 2001
19	Christy Cochran, Penn St. vs. Nebraska, NSF	Dec. 17, 1998
19	Nancy Meendering, Nebraska vs. Penn St., NSF	Dec. 17, 1998
19	Gudula Staub, Florida vs. UCLA, NSF	Dec. 17, 1992
19	Cris Hall, Nebraska vs. UCLA, NSF	Dec. 14, 1989
18	Christal Morrison, Washington vs. Tennessee, NSF	Dec. 15, 2005
18	Tayyiba Haneef, Long Beach St. vs. Stanford, CH	Dec. 15, 2001
18	Natalie Williams, UCLA vs. Ohio St., NSF	Dec. 12, 1991
17	Destinee Hooker, Texas vs. Minnesota, NSF	Dec. 17, 2009
17	Carrie Schonveld, Penn St. vs. Florida, NSF	Dec. 18, 1997
17	Jenny Manz, Florida vs. Penn St., NSF	Dec. 18, 1997
17	Kerri Walsh, Stanford vs. Hawaii, CH	Dec. 21, 1996
17	Danielle Scott, Long Beach St. vs. Florida, NSF	Dec. 16, 1993
17	Dawn Davenport, Texas vs. Hawaii, CH	Dec. 17, 1988
17	Dana Smith, Southern California vs. San Diego St., NSF	Dec. 17, 1982

KILLS, FOUR-SET MATCH

No.	Player, Team vs. Opponent	Date
33	Ogonna Nnamani, Stanford vs. Washington, NSF	Dec. 16, 2004
28	Nichelle Burton, Long Beach St. vs. Penn St., CH	Dec. 18, 1993
28	Liz Masakayan, UCLA vs. Pacific, NSF	Dec. 20, 1985
27	Danielle Scott, Long Beach St. vs. LSU, NSF	Dec. 12, 1991
27	Kim Oden, Stanford vs. Pacific, CH	Dec. 22, 1985
26	Angie Miller, LSU vs. Long Beach St., NSF	Dec. 12, 1991
25	Billie Winsett, Nebraska vs. Texas, CH	Dec. 16, 1995
25	Kate Crnich, Nebraska vs. Texas, CH	Dec. 16, 1995
25	Kristin Folk, Stanford vs. UCLA, CH	Dec. 17, 1994
25	Jen Reimers, Penn St. vs. Long Beach St., CH	Dec. 18, 1993
25	Michele Fellows, BYU vs. Penn St., NSF	Dec. 16, 1993
24	Danielle Scott, Long Beach St. vs. Stanford, NSF	Dec. 17, 1992
24	Elaina Oden, Pacific vs. Stanford, CH	Dec. 22, 1985
23	Keao Burdine, Southern California vs. Florida, CH	Dec. 20, 2003
23	Marnie Triefenbach, Stanford vs. UCLA, CH	Dec. 17, 1994
23	Jenny Johnson, UCLA vs. Stanford, CH	Dec. 17, 1994
23	Annett Buckner, UCLA vs. Stanford, CH	Dec. 17, 1994
23	Tumua Matu'u, UCLA vs. Penn St., NSF	Dec. 16, 1993
23	Antoinette White, Long Beach St. vs. LSU, NSF	Dec. 12, 1991
23	Carolyn Taetafa, Hawaii vs. Illinois, NSF	Dec. 15, 1988
22	Sarah Pavan, Nebraska vs. Stanford, CH	Dec. 16, 2006
22	Sarah Pavan, Nebraska vs. UCLA, NSF	Dec. 14, 2006
22	Kerri Walsh, Stanford vs. Long Beach St., NSF	Dec. 18, 1997
22	Lisa Reitsma, Nebraska vs. Stanford, NSF	Dec. 19, 1996
22	Jen Reimers, Penn St. vs. UCLA, NSF	Dec. 16, 1993
22	Barbra Fontana, Stanford vs. Pacific, CH	Dec. 22, 1985
22	Brie Hagerty, Washington vs. Stanford, NSF	Dec. 16, 2004
21	Kim Willoughby, Hawaii vs. Florida, NSF	Dec. 18, 2003
21	Lily Kahumoku, Hawaii vs. Florida, NSF	Dec. 18, 2003
21	Danielle Scott, Long Beach St. vs. Penn St., CH	Dec. 18, 1993
21	Bev Oden, Stanford vs. UCLA, CH	Dec. 19, 1992
21	Natalie Williams, UCLA vs. Stanford, CH	Dec. 19, 1992
21	Cary Wendell, Stanford vs. Long Beach St., NSF	Dec. 17, 1992
21	Bev Oden, Stanford vs. Long Beach St., NSF	Dec. 17, 1992
21	Alicia Mills, Long Beach St. vs. Stanford, NSF	Dec. 17, 1992

No.	Player, Team vs. Opponent	Date
21	Krissy Fifer, Pacific vs. Nebraska, NSF	Dec. 12, 1990
21	Teee Williams, Hawaii vs. Stanford, CH	Dec. 19, 1987

KILLS, FIVE-SET MATCH

No.	Player, Team vs. Opponent	Date
35	Vicki Cantrell, San Diego St. vs. Stanford, N3d	Dec. 19, 1982
34	Destinee Hooker, Texas vs. Penn St., CH	Dec. 19, 2009
33	Lauren Cacciamani, Penn St. vs. Long Beach St., CH	Dec. 19, 1998
32	Natalie Williams, UCLA vs. Long Beach St., CH	Dec. 21, 1991
32	Liz Masakayan, UCLA vs. Stanford, CH	Dec. 16, 1984
32	Tracy Clark, Southern California vs. Hawaii, CH	Dec. 19, 1982
31	Elsa Stegemann, Pacific vs. Penn St., NSF	Dec. 16, 1999
30	Allison Weston, Nebraska vs. Michigan St., NSF	Dec. 14, 1995
29	Asia Kaczor, Southern California vs. Stanford, NSF	Dec. 13, 2007
29	Dana Smith, Southern California vs. Hawaii, CH	Dec. 19, 1982
28	Danielle Scott, Long Beach St. vs. UCLA, CH	Dec. 21, 1991
28	Patty Orozco, UCLA vs. Pacific, NSF	Dec. 17, 1983
27	Dana Smith, Southern California vs. Pacific, NSF	Dec. 18, 1987
26	Megan Hodge, Penn St. vs. Stanford, CH	Dec. 15, 2007
26	Foluke Akinradewo, Stanford vs. Southern California, NSF	Dec. 13, 2007
26	Lauren Cacciamani, Penn St. vs. Pacific, NSF	Dec. 16, 1999
26	Kim Oden, Stanford vs. San Diego St., N3d	Dec. 19, 1982
26	Kim Oden, Stanford vs. Hawaii, NSF	Dec. 17, 1982
25	Terri Zemaits, Penn St. vs. Stanford, CH	Dec. 20, 1997
25	Demetria Sance, Texas vs. Stanford, NSF	Dec. 14, 1995
25	Deidre Collins, Hawaii vs. Southern California, CH	Dec. 19, 1982
25	Deidre Collins, Hawaii vs. Stanford, NSF	Dec. 17, 1982
24	Nicole Fawcett, Penn St. vs. Nebraska, NSF	Dec. 18, 2008
24	Jayne Gibson, Pacific vs. Southern California, NSF	Dec. 18, 1981
23	Megan Hodge, Penn St. vs. Nebraska, NSF	Dec. 18, 2008
23	Destinee Hooker, Texas vs. Stanford, NSF	Dec. 18, 2008
23	Laura Pilakowski, Nebraska vs. Wisconsin, CH	Dec. 16, 2000
23	Liz Masakayan, UCLA vs. Southern California, N3d	Dec. 22, 1985
23	Kori Pulaski, Hawaii vs. Southern California, CH	Dec. 19, 1982
22	Kristin Folk, Stanford vs. Penn St., CH	Dec. 20, 1997
22	Kristin Folk, Stanford vs. Texas, NSF	Dec. 14, 1995
22	Antoinette White, Long Beach St. vs. UCLA, CH	Dec. 21, 1991
22	Merja Connolly, UCLA vs. Stanford, CH	Dec. 16, 1984
22	Bobbi Broer, Stanford vs. UCLA, CH	Dec. 16, 1984
22	Kori Pulaski, Hawaii vs. Stanford, NSF	Dec. 17, 1982

TOTAL ATTEMPTS, THREE-SET MATCH

No.	Player, Team vs. Opponent	Date
66	Kim Willoughby, Hawaii vs. Stanford, NSF	Dec. 19, 2002
54	Logan Tom, Stanford vs. Long Beach St., CH	Dec. 15, 2001
54	Jenny Maastricht, Wisconsin vs. Southern California, NSF	Dec. 14, 2000
50	Cassie Busse, Minnesota vs. Southern California, NSF	Dec. 18, 2003
50	Teee Williams, Hawaii vs. Texas, CH	Dec. 17, 1988
49	Teee Williams, Hawaii vs. Illinois, NSF	Dec. 17, 1987
48	Ogonna Nnamani, Stanford vs. Minnesota, CH	Dec. 18, 2004
48	Logan Tom, Stanford vs. Nebraska, NSF	Dec. 13, 2001
48	Sherisa Livingston, Wisconsin vs. Southern California, NSF	Dec. 14, 2000
47	Natalie Williams, UCLA vs. Florida, NSF	Dec. 17, 1992
47	Nancy Brookhart, Illinois vs. Hawaii, NSF	Dec. 17, 1987
46	Alix Klineman, Stanford vs. Penn St., CH	Dec. 20, 2008
46	Aycan Gokberk, Florida vs. UCLA, NSF	Dec. 17, 1992
46	Gudula Staub, Florida vs. UCLA, NSF	Dec. 17, 1992
46	Diana Jessie, Hawaii vs. Illinois, NSF	Dec. 17, 1987
45	Christy Cochran, Penn St. vs. Florida, NSF	Dec. 18, 1997
45	Elaine Youngs, UCLA vs. Florida, NSF	Dec. 17, 1992
45	Vicki Cantrell, San Diego St. vs. Southern California, NSF	Dec. 17, 1982
44	Cynthia Barboza, Stanford vs. Penn St., CH	Dec. 20, 2008
44	Megan Hodge, Penn St. vs. Stanford, CH	Dec. 20, 2008
44	Christal Morrison, Washington vs. Nebraska, CH	Dec. 17, 2005
44	Lauren Cacciamani, Penn St. vs. Stanford, CH	Dec. 18, 1999
44	Gabriele Jobst, Ohio St. vs. Stanford, NSF	Dec. 15, 1994
43	Dana Smith, Southern California vs. San Diego St., NSF	Dec. 17, 1982
42	Dawn Davenport, Texas vs. Hawaii, CH	Dec. 17, 1988
42	Bridget Boyle, Illinois vs. Hawaii, NSF	Dec. 17, 1987
42	Karen Dahlgren, Nebraska vs. Pacific, CH	Dec. 20, 1986
41	Kristen Andrea, Tennessee vs. Washington, NSF	Dec. 15, 2005
41	Logan Tom, Stanford vs. Hawaii, NSF	Dec. 19, 2002
40	Christal Morrison, Washington vs. Tennessee, NSF	Dec. 15, 2005
40	Nancy Metcalf, Nebraska vs. Stanford, NSF	Dec. 13, 2001
40	Therese Crawford, Hawaii vs. Florida, NSF	Dec. 19, 1996
40	Carolyn Taetafa, Hawaii vs. Texas, CH	Dec. 17, 1988
40	Samantha Shaver, UCLA vs. Texas, NSF	Dec. 15, 1988
40	Laura Bush, Illinois vs. Hawaii, NSF	Dec. 17, 1987
40	Tracy Clark, Southern California vs. San Diego St., NSF	Dec. 17, 1982

TOTAL ATTEMPTS, FOUR-SET MATCH

No.	Player, Team vs. Opponent	Date
80	Nancy Meendering, Nebraska vs. Penn St., NSF	Dec. 17, 1998
78	Ogonna Nnamani, Stanford vs. Washington, NSF	Dec. 16, 2004
67	Kristin Folk, Stanford vs. UCLA, CH	Dec. 17, 1994
66	Kim Willoughby, Hawaii vs. Florida, NSF	Dec. 18, 2003
66	Demetria Sance, Texas vs. Nebraska, CH	Dec. 16, 1995
65	Jen Reimers, Penn St. vs. BYU, NSF	Dec. 16, 1993
64	Billie Winsett, Nebraska vs. Texas, CH	Dec. 16, 1995
63	Keao Burdine, Southern California vs. Minnesota, NSF	Dec. 16, 2004
62	Tumua Matu'u, BYU vs. Penn St., NSF	Dec. 16, 1993
61	Sanja Tomasevic, Washington vs. Stanford, NSF	Dec. 16, 2004
61	Erin Martin, Minnesota vs. Southern California, NSF	Dec. 16, 2004
61	Annett Buckner, UCLA vs. Stanford, CH	Dec. 17, 1994
60	Aury Cruz, Florida vs. Hawaii, NSF	Dec. 18, 2003
59	Jenny Johnson, UCLA vs. Stanford, CH	Dec. 17, 1994
58	Sarah Pavan, Nebraska vs. UCLA, NSF	Dec. 14, 2006
58	Aury Cruz, Florida vs. Southern California, NSF	Dec. 19, 2002
58	Lisa Reitsma, Nebraska vs. Stanford, NSF	Dec. 19, 1996
58	Danielle Scott, Long Beach St. vs. Stanford, NSF	Dec. 17, 1992
57	Lily Kahumoku, Hawaii vs. Florida, NSF	Dec. 18, 2003
57	Antoinette White, Long Beach St. vs. LSU, NSF	Dec. 12, 1991
57	Kim Oden, Stanford vs. Pacific, CH	Dec. 22, 1985
56	Aury Cruz, Florida vs. Southern California, CH	Dec. 20, 2003
56	Liz Masakayan, UCLA vs. Pacific, NSF	Dec. 20, 1985
55	Megan Hodge, Penn St. vs. Hawaii, NSF	Dec. 17, 2009
55	Tee Williams, Hawaii vs. Illinois, NSF	Dec. 15, 1988
55	Elaina Oden, Pacific vs. Stanford, CH	Dec. 22, 1985
54	Marnie Triefenbach, Stanford vs. UCLA, CH	Dec. 17, 1994
53	Kristin Folk, Stanford vs. Long Beach St., NSF	Dec. 18, 1997
53	Jen Reimers, Penn St. vs. Long Beach St., CH	Dec. 18, 1993
53	Nichelle Burton, Long Beach St. vs. Penn St., CH	Dec. 18, 1993
53	Michele Fellows, BYU vs. Penn St., NSF	Dec. 16, 1993
53	Danielle Scott, Long Beach St. vs. LSU, NSF	Dec. 12, 1991

TOTAL ATTEMPTS, FIVE-SET MATCH

No.	Player, Team vs. Opponent	Date
85	Tracy Clark, Southern California vs. Hawaii, CH	Dec. 19, 1982
85	Vicki Cantrell, San Diego St. vs. Stanford, N3d	Dec. 19, 1982
81	Kim Oden, Stanford vs. San Diego St., N3d	Dec. 19, 1982
80	Asia Kaczor, Southern California vs. Stanford, NSF	Dec. 13, 2007
79	Dana Smith, Southern California vs. Pacific, NSF	Dec. 18, 1981
76	Destinee Hooker, Texas vs. Penn St., CH	Dec. 19, 2009
75	Elsa Stegemann, Pacific vs. Penn St., NSF	Dec. 16, 1999
73	Megan Hodge, Penn St. vs. Texas, CH	Dec. 19, 2009
72	Kristin Folk, Stanford vs. Penn St., CH	Dec. 20, 1997
71	Liz Masakayan, UCLA vs. Stanford, CH	Dec. 16, 1984
69	Lauren Cacciamani, Penn St. vs. Long Beach St., CH	Dec. 19, 1998
66	Natalie Williams, UCLA vs. Long Beach St., CH	Dec. 21, 1991
66	Kori Pulaski, Hawaii vs. Southern California, CH	Dec. 19, 1982
64	Jenny Maastricht, Wisconsin vs. Nebraska, CH	Dec. 16, 2000
63	Megan Hodge, Penn St. vs. Stanford, CH	Dec. 15, 2007
62	Dawn Davenport, Texas vs. Stanford, NSF	Dec. 17, 1987
61	Demetria Sance, Texas vs. Stanford, NSF	Dec. 14, 1995
61	Dana Smith, Southern California vs. Hawaii, CH	Dec. 19, 1982
60	Toni Himmer, San Diego St. vs. Stanford, N3d	Dec. 19, 1982
59	Allison Weston, Nebraska vs. Michigan St., NSF	Dec. 14, 1995
59	Jenna Wrobel, Michigan St. vs. Nebraska, NSF	Dec. 14, 1995
57	Cynthia Barboza, Stanford vs. Southern California, NSF	Dec. 13, 2007
57	Annett Buckner, UCLA vs. Penn St., NSF	Dec. 15, 1994
57	Kori Pulaski, Hawaii vs. Stanford, NSF	Dec. 17, 1982
56	Nicole Fawcett, Penn St. vs. Nebraska, NSF	Dec. 18, 2008
56	Lauren Cacciamani, Penn St. vs. Pacific, NSF	Dec. 16, 1999
56	Antoinette White, Long Beach St. vs. UCLA, CH	Dec. 21, 1991
56	Katie McGarrey, UCLA vs. Stanford, CH	Dec. 16, 1984
56	Susan Compton, Stanford vs. UCLA, CH	Dec. 16, 1984
55	Terri Zemaitis, Penn St. vs. Stanford, CH	Dec. 20, 1997
55	Nancy Reno, Stanford vs. Texas, NSF	Dec. 17, 1987
55	Deidre Collins, Hawaii vs. Southern California, CH	Dec. 19, 1982
55	Sue Hegerle, San Diego St. vs. Stanford, N3d	Dec. 19, 1982

HITTING PERCENTAGE**(10-14 attempts)***

Pct.	(K-E/TA) Player, Team vs. Opponent	Date
.909	(10-0/11) Arielle Wilson, Penn St. vs. California, NSF	Dec. 13, 2007
.692	(9-0/13) Alisha Glass, Penn St. vs. Hawaii, NSF	Dec. 17, 2009
.600	(7-1/10) Maja Gustin, Hawaii vs. Florida, NSF	Dec. 18, 2003
.571	(8-0/14) Lisa Hudak, UCLA vs. Pacific, CH	Dec. 14, 1990
.571	(8-0/14) Deidra Dvorak, Stanford vs. Pacific, NSF	Dec. 14, 1985
.545	(6-0/11) Darla Myhre, Washington vs. Nebraska, CH	Dec. 17, 2005
.545	(6-0/11) Lizzy Fitzgerald, Wisconsin vs. Southern California, NSF	Dec. 14, 2000
.545	(7-1/11) Sherri Thormahlen, Long Beach St. vs. UCLA, CH	Dec. 21, 1991
.500	(8-1/14) Christa Harmotto, Penn St. vs. California, NSF	Dec. 13, 2007

Pct.	(K-E/TA) Player, Team vs. Opponent	Date
.500	(7-0/14) Darla Myhre, Washington vs. Tennessee, NSF	Dec. 15, 2005
.500	(6-1/10) Sara Sandrik, Stanford vs. Long Beach St., CH	Dec. 15, 2001
.500	(8-1/14) Angie Oxley, Nebraska vs. Hawaii, NSF	Dec. 14, 2000
.500	(6-1/10) Melanie Beckenhauer, Pacific vs. Nebraska, NSF	Dec. 12, 1990
.500	(5-0/10) Michelle Boyette, UCLA vs. Pacific, NSF	Dec. 20, 1985
.500	(5-0/10) Leslie Brewer, UCLA vs. San Jose St., NSF	Dec. 14, 1984
.462	(6-0/13) Lizzy Fitzgerald, Wisconsin vs. Nebraska, CH	Dec. 16, 2000
.455	(7-2/11) Jennifer Doris, Texas vs. Minnesota, NSF	Dec. 17, 2009
.455	(6-1/11) Lisa Hudak, UCLA vs. Ohio St., NSF	Dec. 12, 1991
.455	(6-1/11) Dawn Kenny, UCLA vs. San Jose St., NSF	Dec. 14, 1984
.417	(6-1/12) Alesha Deesing, Washington vs. Tennessee, NSF	Dec. 15, 2005
.417	(5-0/12) Taylor Carico, Southern California vs. Stanford, NSF	Dec. 13, 2007
.417	(6-1/12) Lizzy Suiter, Stanford vs. Minnesota, CH	Dec. 18, 2004
.417	(7-2/12) Marissa Hatchett, UCLA vs. Nebraska, NSF	Dec. 14, 1989
.417	(6-1/12) Kim Ruddins, Southern California vs. San Diego St., NSF	Dec. 17, 1982
.400	(6-2/10) Jessy Jones, Minnesota vs. Stanford, CH	Dec. 18, 2004
.400	(5-1/10) Carrie Feldman, Stanford vs. Long Beach St., NSF	Dec. 17, 1992
.400	(5-1/10) Heidi Anderson, Florida vs. UCLA, NSF	Dec. 17, 1992
.400	(5-1/10) Jill Gremmel, Texas vs. UCLA, NSF	Dec. 15, 1988
.400	(4-0/10) Lori Endicott, Nebraska vs. Pacific, CH	Dec. 20, 1986

HITTING PERCENTAGE**(15-19 attempts)***

Pct.	(K-E/TA) Player, Team vs. Opponent	Date
.667	(10-0/15) Joyce Kaapuni, Hawaii vs. UCLA, CH	Dec. 19, 1983
.647	(13-2/17) Melissa Elmer, Nebraska vs. Santa Clara, NSF	Dec. 15, 2005
.533	(8-0/15) Charlene Fiaputa, BYU vs. Penn St., NSF	Dec. 16, 1993
.529	(11-2/17) Rachael Adams, Texas vs. Penn St., CH	Dec. 19, 2009
.500	(10-1/18) Ashley Engle, Texas vs. Minnesota, NSF	Dec. 17, 2009
.500	(10-1/18) Rachell Johnson, UCLA vs. Nebraska, NSF	Dec. 14, 2006
.467	(9-2/15) Amanda Gates, Nebraska vs. Penn St., NSF	Dec. 18, 2008
.444	(9-1/18) Mishka Levy, Penn St. vs. Pacific, NSF	Dec. 16, 1999
.444	(9-1/18) Misty May, Long Beach St. vs. Penn St., CH	Dec. 19, 1998
.444	(8-0/18) Cary Wendell, Stanford vs. Ohio St., NSF	Dec. 15, 1994
.438	(8-1/16) Kathy Herse, UCLA vs. San Diego St., NSF	Dec. 18, 1981
.421	(10-2/19) Cheryl Weaver, Long Beach St. vs. Arizona, NSF	Dec. 13, 2001
.421	(9-1/19) Stacie Nichols, Texas vs. Hawaii, CH	Dec. 17, 1988
.421	(10-2/19) Lisa Strand, Hawaii vs. Stanford, NSF	Dec. 17, 1983
.412	(8-1/17) Darla Myhre, Washington vs. Stanford, NSF	Dec. 16, 2004
.412	(9-2/17) Jessy Jones, Minnesota vs. Southern California, NSF	Dec. 16, 2004
.412	(10-3/17) Brittany Hochevar, Long Beach St. vs. Arizona, NSF	Dec. 13, 2001
.400	(8-2/15) Blair Brown, Penn St. vs. Nebraska, NSF	Dec. 18, 2008
.400	(7-1/15) Alisha Glass, Penn St. vs. Stanford, CH	Dec. 15, 2007
.389	(8-1/18) Kori Cooper, Nebraska vs. UCLA, NSF	Dec. 14, 2006
.389	(10-3/18) Cecelia Goods, Hawaii vs. Florida, NSF	Dec. 19, 1996
.389	(9-2/18) Annett Buckner, UCLA vs. Ohio St., NSF	Dec. 12, 1991
.389	(8-1/18) Kari Rush, Stanford vs. Hawaii, NSF	Dec. 17, 1983
.368	(9-2/19) Jennifer Hucke, Stanford vs. Minnesota, CH	Dec. 18, 2004
.368	(9-2/19) Carrie Schonveld, Penn St. vs. Stanford, CH	Dec. 18, 1999
.353	(7-1/17) Katie Olsovsky, Southern California vs. Minnesota, NSF	Dec. 18, 2003
.353	(7-1/17) Cammy Chalmers, UCLA vs. San Diego St., NSF	Dec. 18, 1981
.333	(9-3/18) Blair Brown, Penn St. vs. Stanford, CH	Dec. 20, 2008
.333	(7-2/15) Christa Harmotto, Penn St. vs. Nebraska, NSF	Dec. 18, 2008
.333	(7-1/18) Erin Waller, Stanford vs. Texas, NSF	Dec. 18, 2008
.333	(5-0/15) Nohea Tano, Hawaii vs. Florida, NSF	Dec. 18, 2003
.333	(8-3/15) Kathy Herse, UCLA vs. Southern California, CH	Dec. 20, 1981

HITTING PERCENTAGE**(20 or more attempts)***

Pct.	(K-E/TA) Player, Team vs. Opponent	Date
.690	(20-0/29) Elaina Oden, Pacific vs. Texas, NSF	Dec. 18, 1986
.600	(13-1/20) Jenny Evans, UCLA vs. Nebraska, NSF	Dec. 14, 1989
.594	(20-1/32) Teri McGrath, Pacific vs. Stanford, CH	Dec. 22, 1985
.591	(13-0/22) Lindsey Yamasaki, Stanford vs. Long Beach St., NSF	Dec. 16, 1999
.591	(13-0/22) Stacie Nichols, Texas vs. UCLA, NSF	Dec. 15, 1988
.586	(18-1/29) Natalie Williams, UCLA vs. Ohio St., NSF	Dec. 12, 1991
.577	(17-2/26) Tracy Stalls, Nebraska vs. UCLA, NSF	Dec. 14, 2006
.564	(27-5/39) Logan Tom, Stanford vs. Long Beach St., NSF	Dec. 16, 1999
.563	(29-2/48) Ogonna Nnamani, Stanford vs. Minnesota, CH	Dec. 18, 2004
.553	(22-1/38) Bobbi Broer, Stanford vs. UCLA, CH	Dec. 16, 1984
.545	(12-0/22) Jennifer Saleaumua, Nebraska vs. Washington, CH	Dec. 17, 2005
.545	(19-1/33) Ogonna Nnamani, Stanford vs. Southern California, CH	Dec. 21, 2002
.542	(14-1/24) Marissa Hatchett, UCLA vs. LSU, NSF	Dec. 12, 1990
.538	(17-3/26) Danielle Scott, Long Beach St. vs. Florida, NSF	Dec. 16, 1993
.536	(16-1/28) Mary Eggers, Illinois vs. Hawaii, NSF	Dec. 15, 1988
.532	(31-6/47) Natalie Williams, UCLA vs. Florida, NSF	Dec. 17, 1992
.529	(20-2/34) Eileen Murfee, Stanford vs. Texas, NSF	Dec. 14, 1995
.529	(20-2/34) Tara Cross, Long Beach St. vs. Nebraska, CH	Dec. 16, 1989
.526	(24-4/38) Jayne Gibson, Pacific vs. Southern California, NSF	Dec. 18, 1981
.523	(26-3/44) Foluke Akinradewo, Stanford vs. Southern California, NSF	Dec. 13, 2007
.522	(14-2/23) Leslie Devereaux, Southern California vs. UCLA, N3d	Dec. 22, 1985
.514	(21-2/37) Krissy Fifer, Pacific vs. Nebraska, NSF	Dec. 12, 1990

Pct.	(K-E/TA) Player, Team vs. Opponent	Date
.500	(12-2/20) Arielle Wilson, Penn St. vs. Stanford, CH.....	Dec. 15, 2007
.500	(11-0/22) Sarah Pavan, Nebraska vs. Santa Clara, NSF.....	Dec. 15, 2005
.500	(14-2/24) Bibiana Candelas, Southern California vs. Florida, CH Dec. 20, 2003	
.500	(16-2/28) Katie Olsovsky, Southern California vs. Stanford, CH ..	Dec. 21, 2002
.500	(12-2/20) Emily Adams, Southern California vs. Stanford, CH	Dec. 21, 2002
.500	(21-4/34) Tayyiba Haneef, Long Beach St. vs. Arizona, NSF	Dec. 13, 2001
.500	(25-4/42) Kate Crnich, Nebraska vs. Texas, CH.....	Dec. 16, 1995
.500	(13-3/20) Elaina Oden, Pacific vs. Nebraska, CH.....	Dec. 20, 1986
.500	(15-0/30) Kim Oden, Stanford vs. Southern California, NSF	Dec. 20, 1985
.500	(14-1/26) Toni Himmer, San Diego St. vs. Southern California, NSF ..	Dec. 17, 1982

*Hitting percentage is derived by subtracting errors from kills and dividing that remainder by total attempts.

Setting

Assists not kept on championship box scores before 1984

ASSISTS, THREE-SET MATCH

No.	Player, Team vs. Opponent	Date
76	Julie Bremner, UCLA vs. Florida, NSF.....	Dec. 17, 1992
58	Heidi Anderson, Florida vs. UCLA, NSF.....	Dec. 17, 1992
58	Sue Schelfhout, Texas vs. UCLA, NSF.....	Dec. 15, 1988
57	Barb Winsett, Illinois vs. Hawaii, NSF.....	Dec. 15, 1988
56	Robyn Lewis, Stanford vs. Long Beach St., CH.....	Dec. 15, 2001
56	Lauren Cacciamani, Penn St. vs. Florida, NSF.....	Dec. 18, 1997
56	Nikki Shade, Florida vs. Penn St., NSF.....	Dec. 18, 1997
54	Courtney Thompson, Washington vs. Tennessee, NSF.....	Dec. 15, 2005
54	Lindsay Kagawa, Stanford vs. Long Beach St., NSF.....	Dec. 16, 1999
54	Martina Cincero, Hawaii vs. Illinois, NSF.....	Dec. 17, 1987
53	Martina Cincero, Hawaii vs. Illinois, NSF.....	Dec. 15, 1988
52	Liz Hert, Pacific vs. Texas, NSF.....	Dec. 18, 1986
51	Val Novak, Nebraska vs. UCLA, NSF.....	Dec. 14, 1989
51	Sue Schelfhout, Texas vs. Hawaii, CH.....	Dec. 17, 1988
50	Martina Cincero, Hawaii vs. Texas, CH.....	Dec. 17, 1988
50	Ann Boyer, UCLA vs. Texas, NSF.....	Dec. 15, 1988
48	Ogonna Nnamani, Stanford vs. Minnesota, CH.....	Dec. 18, 2004
46	Lizzy Fitzgerald, Wisconsin vs. Southern California, NSF.....	Dec. 14, 2000
46	Disa Johnson, Illinois vs. Hawaii, NSF.....	Dec. 17, 1987
45	Holly McPeak, UCLA vs. LSU, NSF.....	Dec. 12, 1990
45	Liz Hert, Pacific vs. Nebraska, CH.....	Dec. 20, 1986
44	Bryn Kehoe, Stanford vs. Washington, NSF.....	Dec. 14, 2006
43	Julie Bremner, UCLA vs. Ohio St., NSF.....	Dec. 12, 1991
42	Greichaly Cepero, Nebraska vs. Stanford, NSF.....	Dec. 13, 2001
42	Keri Nishimoto, Long Beach St. vs. Arizona, NSF.....	Dec. 13, 2001
41	Alisha Glass, Penn St. vs. California, NSF.....	Dec. 13, 2007
41	Courtney Thompson, Washington vs. Nebraska, CH.....	Dec. 17, 2005
41	Robyn Lewis, Stanford vs. Nebraska, NSF.....	Dec. 13, 2001
41	Robyn Ah Mow, Hawaii vs. Florida, NSF.....	Dec. 19, 1996
40	Alisha Glass, Penn St. vs. Stanford, CH.....	Dec. 20, 2008
40	Keri Nishimoto, Long Beach St. vs. Penn St., NSF.....	Dec. 16, 1999

ASSISTS, FOUR-SET MATCH

No.	Player, Team vs. Opponent	Date
87	Christy Johnson, Nebraska vs. Texas, CH.....	Dec. 16, 1995
72	Sabrina Hernandez, Long Beach St. vs. LSU, NSF.....	Dec. 12, 1991
71	Liz Hert, Pacific vs. Stanford, CH.....	Dec. 22, 1985
70	Joy McKenzie, Long Beach St. vs. Penn St., CH.....	Dec. 18, 1993
69	Wendi Rush, Stanford vs. Pacific, CH.....	Dec. 22, 1985
66	Sabrina Hernandez, Long Beach St. vs. Stanford, NSF.....	Dec. 17, 1992
67	Carrie Feldman, Stanford vs. UCLA, CH.....	Dec. 19, 1992
67	Daniela Reis, LSU vs. Long Beach St., NSF.....	Dec. 12, 1991
63	Carrie Feldman, Stanford vs. Long Beach St., NSF.....	Dec. 17, 1992
63	Tisha Delaney, Nebraska vs. Stanford, NSF.....	Dec. 18, 1986
61	Bryn Kehoe, Stanford vs. Nebraska, CH.....	Dec. 16, 2006
61	Fiona Nepa, Nebraska vs. Penn St., NSF.....	Dec. 17, 1998
60	Courtney Thompson, Washington vs. Stanford, NSF.....	Dec. 16, 2004
58	Rachel Holloway, Nebraska vs. Stanford, CH.....	Dec. 16, 2006
58	Salima Davidson, Penn St. vs. Long Beach St., CH.....	Dec. 18, 1993
57	Bryn Kehoe, Stanford vs. Washington, NSF.....	Dec. 16, 2004
57	Fiona Nepa, Nebraska vs. Stanford, NSF.....	Dec. 19, 1996
56	Toni Anderson, Southern California vs. Florida, CH.....	Dec. 20, 2003
56	Lauren Moscovic, Florida vs. Southern California, CH.....	Dec. 20, 2003
56	Lauren Moscovic, Florida vs. Hawaii, NSF.....	Dec. 18, 2003
56	Bonnie Bremner, Penn St. vs. Nebraska, NSF.....	Dec. 17, 1998
55	Nellie Spicer, UCLA vs. Nebraska, NSF.....	Dec. 14, 2006
55	Lisa Sharpley, Stanford vs. Long Beach St., NSF.....	Dec. 18, 1997
54	Jennifer Carey, Hawaii vs. Nebraska, NSF.....	Dec. 14, 2000
54	Julie Bremner, UCLA vs. Stanford, CH.....	Dec. 19, 1992
54	Michelle Boyette, UCLA vs. Pacific, NSF.....	Dec. 20, 1985
53	Kanoe Kamaano, Hawaii vs. Florida, NSF.....	Dec. 18, 2003

No.	Player, Team vs. Opponent	Date
53	Carrie Busch, Texas vs. Nebraska, CH.....	Dec. 16, 1995
53	Melanie Beckenhauer, Pacific vs. Nebraska, NSF.....	Dec. 12, 1990
53	Teri DeBusk, San Jose St. vs. Pacific, N3d.....	Dec. 16, 1984

ASSISTS, FIVE-SET MATCH

No.	Player, Team vs. Opponent	Date
81	Michelle Boyette, UCLA vs. Stanford, CH.....	Dec. 16, 1984
73	Kim Ruddins, Southern California vs. UCLA, N3d.....	Dec. 22, 1985
72	Christy Johnson, Nebraska vs. Michigan St., NSF.....	Dec. 14, 1995
72	Julie Bremner, UCLA vs. Long Beach St., CH.....	Dec. 21, 1991
70	Bryn Kehoe, Stanford vs. Southern California, NSF.....	Dec. 13, 2007
70	Misty May, Long Beach St. vs. Penn St., CH.....	Dec. 19, 1998
70	Bonnie Bremner, Penn St. vs. Stanford, CH.....	Dec. 20, 1997
70	Sabrina Hernandez, Long Beach St. vs. UCLA, CH.....	Dec. 21, 1991
70	Wendi Rush, Stanford vs. Texas, NSF.....	Dec. 17, 1987
69	Lisa Sharpley, Stanford vs. Penn St., CH.....	Dec. 20, 1997
65	Alisha Glass, Penn St. vs. Stanford, CH.....	Dec. 15, 2007
63	Bonnie Bremner, Penn St. vs. Pacific, NSF.....	Dec. 16, 1999
62	Bryn Kehoe, Stanford vs. Penn St., CH.....	Dec. 15, 2007
61	Sue Schelfhout, Texas vs. Stanford, NSF.....	Dec. 17, 1987
60	Alisha Glass, Penn St. vs. Nebraska, NSF.....	Dec. 18, 2008
58	Bonnie Bremner, Penn St. vs. Long Beach St., CH.....	Dec. 19, 1998
57	Cassidy Lichtman, Stanford vs. Texas, NSF.....	Dec. 18, 2008
57	Courtney Debolt, Michigan St. vs. Nebraska, NSF.....	Dec. 14, 1995
57	Salima Davidson, Penn St. vs. UCLA, NSF.....	Dec. 15, 1994
56	Taylor Carico, Southern California vs. Stanford, NSF.....	Dec. 13, 2007
55	Carrie Busch, Texas vs. Stanford, NSF.....	Dec. 14, 1995
53	Alisha Glass, Penn St. vs. Texas, CH.....	Dec. 19, 2009
52	Michelle Kocher, Texas vs. Stanford, NSF.....	Dec. 18, 2008
52	Greichaly Cepero, Nebraska vs. Wisconsin, CH.....	Dec. 16, 2000
51	Sydney Anderson, Nebraska vs. Penn St., NSF.....	Dec. 18, 2008
46	Lizzy Fitzgerald, Wisconsin vs. Nebraska, CH.....	Dec. 16, 2000
46	Deidra Dvorak, Stanford vs. UCLA, CH.....	Dec. 16, 1984
45	Lisa Sharpley, Stanford vs. Texas, NSF.....	Dec. 14, 1995
44	Kara Gormsen, Pacific vs. Penn St., NSF.....	Dec. 16, 1999
43	Ann Boyer, UCLA vs. Southern California, N3d.....	Dec. 22, 1985

*Assists not kept in championship box scores prior to 1984.

Service

SERVICE ACES, THREE-SET MATCH

No.	Player, Team vs. Opponent	Date
5	Natalie Williams, UCLA vs. LSU, NSF.....	Dec. 12, 1990
4	Bryn Kehoe, Stanford vs. Washington, NSF.....	Dec. 14, 2006
4	Brittany Hochevar, Long Beach St. vs. Stanford, CH.....	Dec. 15, 2001
4	Brittany Hochevar, Long Beach St. vs. Arizona, NSF.....	Dec. 13, 2001
4	Lindsay Kagawa, Stanford vs. Long Beach St., NSF.....	Dec. 16, 1999
4	Meg Fitzgerald, Florida vs. UCLA, NSF.....	Dec. 17, 1992
4	Joyce Kaapuni, Hawaii vs. UCLA, CH.....	Dec. 19, 1983
4	Leslie Devereaux, Southern California vs. San Diego St., NSF.....	Dec. 17, 1982
3	Cynthia Barboza, Stanford vs. Washington, NSF.....	Dec. 14, 2006
3	Jennifer Saleaumua, Nebraska vs. Santa Clara, NSF.....	Dec. 15, 2005
3	Ashley Ivy, Stanford vs. Long Beach St., CH.....	Dec. 15, 2001
3	Ashley Ivy, Stanford vs. Nebraska, NSF.....	Dec. 15, 2001
3	Logan Tom, Stanford vs. Long Beach St., NSF.....	Dec. 16, 1999
3	Nalani Yamashita, Hawaii vs. Florida, NSF.....	Dec. 19, 1996
3	Angelica Ljungquist, Hawaii vs. Florida, NSF.....	Dec. 19, 1996
3	Barbara Ifejika, Stanford vs. Ohio St., NSF.....	Dec. 15, 1994
3	Janet Kruse, Nebraska vs. Pacific, NSF.....	Dec. 12, 1990
3	Toni Himmer, San Diego St. vs. Southern California, NSF.....	Dec. 17, 1982
3	Vicki Cantrell, San Diego St. vs. Southern California, NSF.....	Dec. 17, 1982
3	Toni Himmer, San Diego St. vs. Pacific, N3d.....	Dec. 20, 1981
2	37 times, most recent: Hailey Cowles, Minnesota vs. Texas, NSF.....	Dec. 17, 2009

SERVICE ACES, FOUR-SET MATCH

No.	Player, Team vs. Opponent	Date
5	Therese Boyle, Pacific vs. UCLA, NSF.....	Dec. 20, 1985
4	Sarah Pavan, Nebraska vs. UCLA, NSF.....	Dec. 14, 2006
4	Keao Burdine, Southern California vs. Stanford, CH.....	Dec. 21, 2002
4	Logan Tom, Stanford vs. Southern California, CH.....	Dec. 21, 2002
4	Barbara Ifejika, Stanford vs. Long Beach St., NSF.....	Dec. 18, 1997
4	Eileen Shannon, Nebraska vs. UCLA, NSF.....	Dec. 14, 1989
4	Anna Vorwerk, Hawaii vs. Illinois, NSF.....	Dec. 15, 1988
4	Elizabeth Hert, Pacific vs. UCLA, NSF.....	Dec. 20, 1985
3	Amber Kaufman, Hawaii vs. Penn St., NSF.....	Dec. 17, 2009
3	Rachel Schwartz, Nebraska vs. Stanford, CH.....	Dec. 16, 2006
3	Bryn Kehoe, Stanford vs. Nebraska, CH.....	Dec. 16, 2006
3	Kim Willoughby, Hawaii vs. Florida, NSF.....	Dec. 18, 2003
3	Veronica Lima, Hawaii vs. Nebraska, NSF.....	Dec. 14, 2000
3	Nikki Henk, Nebraska vs. Penn St., NSF.....	Dec. 17, 1998

No.	Player, Team vs. Opponent	Date
3	Jaimi Gregory, Stanford vs. Long Beach St., NSF	Dec. 18, 1997
3	Kerri Walsh, Stanford vs. Nebraska, NSF	Dec. 19, 1996
3	Salima Davidson, Penn St. vs. BYU, NSF	Dec. 16, 1993
3	Jenny Myszewski, Penn St. vs. BYU, NSF	Dec. 16, 1993
3	Elaina Oden, Pacific vs. Stanford, CH	Dec. 22, 1985
3	Tee Williams, Hawaii vs. Illinois, NSF	Dec. 15, 1988
3	Petra Laverman, Illinois vs. Hawaii, NSF	Dec. 15, 1988
3	Laurel Brassey, San Diego St. vs. UCLA, NSF	Dec. 18, 1981
2	43 players, most recent:	
	Alyssa D'Errico, Penn St. vs. Hawaii, NSF	Dec. 17, 2009

SERVICE ACES, FIVE-SET MATCH

No.	Player, Team vs. Opponent	Date
5	Bryn Kehoe, Stanford vs. Penn St., CH	Dec. 15, 2007
5	Barbra Fontana, Stanford vs. Nebraska, NSF	Dec. 18, 1986
5	Deanna Boyette, Stanford vs. San Diego St., N3d	Dec. 19, 1982
4	Dawn Davenport, Texas vs. Stanford, NSF	Dec. 17, 1987
4	Toni Himmer, San Diego St. vs. Stanford, N3d	Dec. 19, 1982
4	Deidra Dvorak, Stanford vs. San Diego St., N3d	Dec. 19, 1982
4	Kris Pulaski, Hawaii vs. Stanford, NSF	Dec. 17, 1982
3	Nicole Fawcett, Penn St. vs. California, NSF	Dec. 13, 2007
3	Hana Cutura, California vs. Penn St., NSF	Dec. 13, 2007
3	Carrie Schonveld, Penn St. vs. Pacific, NSF	Dec. 16, 1999
3	Elsa Stegemann, Pacific vs. Penn St., NSF	Dec. 16, 1999
3	Lauren Cacciamani, Penn St. vs. Long Beach St., CH	Dec. 19, 1998
3	Cary Wendell, Stanford vs. Texas, NSF	Dec. 14, 1995
3	Natalie Williams, UCLA vs. Long Beach St., CH	Dec. 21, 1991
3	Laura Olesen, Stanford vs. Texas, NSF	Dec. 17, 1987
3	Barbra Fontana, Stanford vs. UCLA, CH	Dec. 16, 1984
3	Deidre Collins, Hawaii vs. Southern California, CH	Dec. 19, 1982
3	Robert Johnson, Southern California vs. Hawaii, CH	Dec. 19, 1982
3	Margaret Grant, Southern California vs. Hawaii, CH	Dec. 19, 1982
3	Susan Compton, Stanford vs. San Diego St., N3d	Dec. 19, 1982
3	Liz Masakayan, UCLA vs. Pacific, NSF	Dec. 17, 1983
3	Missy Yomes, Hawaii vs. Stanford, NSF	Dec. 17, 1982
3	Lisa Strand, Hawaii vs. Stanford, NSF	Dec. 17, 1982
3	Cammy Chalmers, UCLA vs. Southern California, CH	Dec. 20, 1981
2	52 times, most recent:	
	Cathy Quilico, Penn St. vs. Texas, CH	Dec. 19, 2009

Defense

DIGS, THREE-SET MATCH

No.	Player, Team vs. Opponent	Date
23	Reydan Ahuna, Hawaii vs. Illinois, NSF	Dec. 17, 1987
21	Heather Kisner, Texas vs. Minnesota, NSF	Dec. 17, 2009
21	Logan Tom, Stanford vs. Hawaii, NSF	Dec. 19, 2002
20	Tamari Miyashiro, Washington vs. Stanford, NSF	Dec. 14, 2006
20	Lindsay Anderson, Penn St. vs. Florida, NSF	Dec. 18, 1997
20	Dawn Davenport, Texas vs. UCLA, NSF	Dec. 15, 1988
20	Dorothy Hert, Pacific vs. Texas, NSF	Dec. 18, 1986
18	Roberta Holehouse, Penn St. vs. Stanford, CH	Dec. 20, 2008
18	Nicole Davis, Southern California vs. Minnesota, NSF	Dec. 18, 2003
18	Kim Oden, Stanford vs. Pacific, NSF	Dec. 14, 1984
17	Melissa Villaroman, Hawaii vs. Stanford, NSF	Dec. 19, 2002
17	Jenni Keene, Florida vs. Penn St., NSF	Dec. 18, 1997
17	Jenny Manz, Florida vs. Penn St., NSF	Dec. 18, 1997
17	Natalie Williams, UCLA vs. Florida, NSF	Dec. 17, 1992
17	Carolyn Taeatafa, Hawaii vs. Texas, CH	Dec. 17, 1988
17	Wendi Rush, Stanford vs. Pacific, NSF	Dec. 14, 1984
17	Kris Pulaski, Hawaii vs. Stanford, NSF	Dec. 17, 1983
16	Gabi Ailes, Stanford vs. Penn St., CH	Dec. 20, 2008
16	Candace Lee, Washington vs. Tennessee, NSF	Dec. 15, 2005
16	Jenny Wood, Florida vs. Hawaii, NSF	Dec. 19, 1996
16	Carrie Leonard, Ohio St. vs. Stanford, NSF	Dec. 15, 1994
16	Katie Salen, Texas vs. Hawaii, CH	Dec. 17, 1988
16	Joyce Kaapuni, Hawaii vs. UCLA, CH	Dec. 19, 1983
15	Cynthia Barboza, Stanford vs. Penn St., CH	Dec. 20, 2008
15	Amy Morris, Tennessee vs. Washington, NSF	Dec. 15, 2005
15	Paula Gentil, Minnesota vs. Stanford, CH	Dec. 18, 2004
15	Logan Tom, Stanford vs. Penn St., CH	Dec. 18, 1999
15	Misty May, Long Beach St. vs. Florida, NSF	Dec. 17, 1998
15	Angelica Ljungquist, Hawaii vs. Florida, NSF	Dec. 19, 1996
15	Julie Bremner, UCLA vs. Florida, NSF	Dec. 17, 1992
15	Vikki Simonis, Pacific vs. UCLA, CH	Dec. 14, 1990
15	Dawn Davenport, Texas vs. UCLA, NSF	Dec. 15, 1988
15	Sue Schelfhout, UCLA vs. Texas, NSF	Dec. 15, 1988
15	Mary Eggers, Illinois vs. Hawaii, NSF	Dec. 17, 1987
15	Lori Endicott, Nebraska vs. Pacific, CH	Dec. 20, 1986
15	Marcie Wurts, Hawaii vs. Stanford, NSF	Dec. 17, 1983

DIGS, FOUR-SET MATCH

No.	Player, Team vs. Opponent	Date
34	Candace Lee, Washington vs. Stanford, NSF	Dec. 16, 2004
33	Paula Gentil, Minnesota vs. Southern California, NSF	Dec. 16, 2004
29	Dani Busboom, Stanford vs. UCLA, NSF	Dec. 14, 2006
29	Teresa Smith, Stanford vs. Hawaii, CH	Dec. 19, 1987
28	Debra Seilhamer, Southern California vs. Minnesota, NSF	Dec. 16, 2004
26	Keao Burdine, Southern California vs. Minnesota, NSF	Dec. 16, 2004
25	Jordan Larson, Stanford vs. UCLA, NSF	Dec. 14, 2006
24	Julie Bremner, UCLA vs. Stanford, CH	Dec. 19, 1992
24	Liz Masakayan, UCLA vs. Pacific, NSF	Dec. 20, 1985
22	Kristin Richards, Stanford vs. Washington, NSF	Dec. 16, 2004
22	Sanja Tomasevic, Washington vs. Stanford, NSF	Dec. 16, 2004
22	Allison Weston, Nebraska vs. Texas, CH	Dec. 16, 1995
21	Dani Busboom, Nebraska vs. Stanford, CH	Dec. 16, 2006
21	Courtney Schultz, Stanford vs. Washington, NSF	Dec. 16, 2004
21	Ogonna Nnamani, Stanford vs. Washington, NSF	Dec. 16, 2004
21	Lindsay Anderson, Penn St. vs. Nebraska, NSF	Dec. 17, 1998
21	Kate Crnich, Nebraska vs. Texas, CH	Dec. 16, 1995
21	Lisa Sharpley, Stanford vs. UCLA, CH	Dec. 17, 1994
21	Anna Vorwerk, Hawaii vs. Illinois, NSF	Dec. 15, 1988
20	Jessica Fishburn, Stanford vs. Nebraska, CH	Dec. 16, 2006
20	Jane Collymore, Florida vs. Hawaii, NSF	Dec. 18, 2003
20	Carrie Schonveld, Penn St. vs. Nebraska, NSF	Dec. 17, 1998
20	Lisa Sharpley, Stanford vs. Long Beach St., NSF	Dec. 18, 1997
20	Val Sterk, Michigan St. vs. Nebraska, NSF	Dec. 14, 1995
20	Annett Buckner, UCLA vs. Stanford, CH	Dec. 17, 1994
20	Zeynep Ton, Penn St. vs. BYU, NSF	Dec. 16, 1993
20	Nichelle Burton, Long Beach St. vs. Stanford, NSF	Dec. 17, 1992
20	Luciana Reis, LSU vs. Long Beach St., NSF	Dec. 12, 1991
20	Amy Hayes, Stanford vs. Pacific, CH	Dec. 22, 1985
19	Alyssa D'Errico, Penn St. vs. Hawaii, NSF	Dec. 17, 2009
19	April Ross, Southern California vs. Florida, CH	Dec. 20, 2003
19	Nancy Meendering, Nebraska vs. Penn St., NSF	Dec. 17, 1998
19	Misty May, Long Beach St. vs. Stanford, NSF	Dec. 18, 1997
19	Jenna Wrobel, Michigan St. vs. Nebraska, NSF	Dec. 14, 1995
19	Kara Milling, UCLA vs. Stanford, CH	Dec. 17, 1994
19	Jen Reimers, Penn St. vs. Long Beach St., CH	Dec. 18, 1993
19	Shauna Scott, BYU vs. Penn St., NSF	Dec. 16, 1993
19	Michele Fellows, BYU vs. Penn St., NSF	Dec. 16, 1993
19	Christine Romero, Long Beach St. vs. Stanford, NSF	Dec. 17, 1992
19	Barbra Fontana, Stanford vs. Pacific, CH	Dec. 22, 1985
19	Danielle Spier, San Jose St. vs. Pacific, N3d	Dec. 16, 1984

DIGS, FIVE-SET MATCH

No.	Player, Team vs. Opponent	Date
34	Alli Hillgren, Southern California vs. Stanford, NSF	Dec. 13, 2007
33	Diane Copenhagen, Southern California vs. Stanford, NSF	Dec. 13, 2007
30	Alix Klineman, Stanford vs. Southern California, NSF	Dec. 13, 2007
30	Lisa Sharpley, Stanford vs. Penn St., CH	Dec. 20, 1997
30	Kerri Walsh, Stanford vs. Penn St., CH	Dec. 20, 1997
30	Patty Orozco, UCLA vs. Pacific, NSF	Dec. 17, 1983
28	Wendi Rush, Stanford vs. Texas, NSF	Dec. 17, 1987
26	Heather Kisner, Texas vs. Penn St., CH	Dec. 19, 2009
25	Gabi Ailes, Stanford vs. Southern California, NSF	Dec. 13, 2007
25	Anja Grabovac, Long Beach St. vs. Penn St., CH	Dec. 19, 1998
25	Terri Zemaitis, Penn St. vs. Stanford, CH	Dec. 20, 1997
24	Laura Cook, Penn St. vs. UCLA, NSF	Dec. 15, 1994
24	Liz Masakayan, UCLA vs. Stanford, CH	Dec. 16, 1984
24	Therese Boyle, Pacific vs. UCLA, NSF	Dec. 17, 1983
22	Alyssa D'Errico, Penn St. vs. Texas, CH	Dec. 19, 2009
22	Roberta Holehouse, Penn St. vs. Nebraska, NSF	Dec. 18, 2008
22	Carrie Schonveld, Penn St. vs. Stanford, CH	Dec. 20, 1997
21	Destinee Hooker, Texas vs. Stanford, NSF	Dec. 18, 2008
21	Heather Kisner, Texas vs. Stanford, NSF	Dec. 18, 2008
21	Kristin Folkl, Stanford vs. Texas, NSF	Dec. 14, 1995
20	Katie McGarrey, UCLA vs. Stanford, CH	Dec. 16, 1984
20	Susan Compton, Stanford vs. UCLA, CH	Dec. 16, 1984
20	Liz Masakayan, UCLA vs. Pacific, NSF	Dec. 17, 1983
19	Jen Reimers, Penn St. vs. UCLA, NSF	Dec. 15, 1994
19	Julie Maginot, Pacific vs. UCLA, NSF	Dec. 17, 1983
18	Gabi Ailes, Stanford vs. Texas, NSF	Dec. 18, 2008
18	Jordan Larson, Nebraska vs. Penn St., NSF	Dec. 18, 2008
18	Leilani Schlottfeldt, Penn St. vs. Pacific, NSF	Dec. 16, 1999
18	Kristin Folkl, Stanford vs. Penn St., CH	Dec. 20, 1997
18	Sue Schelfhout, Stanford vs. Texas, NSF	Dec. 17, 1987
18	Michelle Boyette, UCLA vs. Stanford, CH	Dec. 16, 1984

YEAR RECORDS

(min. two matches played)

Attack**KILLS (1981-2000)**

Player, Team	Year	Sets	Kills
Danielle Scott, Long Beach St.	1991	9	55
Tracy Clark, Southern California	1982	8	55
Lauren Cacciamani, Penn St.	1998	9	53
Natalie Williams, UCLA	1992	7	52
Kim Oden, Stanford	1982	10	52
Liz Masakayan, UCLA	1985	9	51
Vicki Cantrell, San Diego St.	1982	8	51
Natalie Williams, UCLA	1991	8	50
Deidre Collins, Hawaii	1982	10	50
Allison Weston, Nebraska	1995	9	48
Tee Williams, Hawaii	1988	7	48
Jen Reimers, Penn St.	1993	8	47
Lauren Cacciamani, Penn St.	1999	8	46
Elaine Youngs, UCLA	1992	7	46
Dana Smith, Southern California	1982	8	46
Dana Smith, Southern California	1981	10	46
Demetria Sance, Texas	1995	9	45
Antoinette White, Long Beach St.	1991	9	45
Tee Williams, Hawaii	1987	7	45
Kori Pulaski, Hawaii	1982	10	45
Billie Winsett, Nebraska	1995	9	44
Elaina Oden, Pacific	1985	8	44
Bev Oden, Stanford	1992	8	42
Kim Oden, Stanford	1985	8	42
Jenny Johnson, UCLA	1994	9	41
Liz Masakayan, UCLA	1984	8	41
Sherisa Livingston, Wisconsin	2000	8	40
Kristin Folkl, Stanford	1994	7	40
Terri Zemaitis, Penn St.	1997	8	39
Danielle Scott, Long Beach St.	1993	7	38
Tara Cross, Long Beach St.	1989	7	38
Patty Orozco, UCLA	1983	8	38

KILLS WITH 30-POINT SCORING FORMAT (2001-07)

Player, Team	Year	Sets	Kills
Ogonna Nnamani, Stanford	2004	7	62
Logan Tom, Stanford	2001	6	47
Foluke Akinradewo, Stanford	2007	10	44
Sarah Pavan, Nebraska	2006	8	44
Tayyiba Haneef, Long Beach St.	2001	6	39
Megan Hodge, Penn St.	2007	8	37
Aury Cruz, Florida	2003	8	37
Keao Burdine, Southern California	2003	7	36
Ogonna Nnamani, Stanford	2002	7	34
Cynthia Barboza, Stanford	2007	10	33
Christal Morrison, Washington	2005	6	33
Alix Klineman, Stanford	2007	10	32
Ogonna Nnamani, Stanford	2001	6	32
Erin Martin, Minnesota	2004	7	31
Keao Burdine, Southern California	2002	8	31
Foluke Akinradewo, Stanford	2006	7	30
Jane Collymore, Florida	2003	8	30
Nicole Fawcett, Penn St.	2007	8	29
Logan Tom, Stanford	2002	7	29
April Ross, Southern California	2002	8	28
Erin Waller, Stanford	2006	7	27
Tracy Stalls, Nebraska	2006	8	27
Sarah Pavan, Nebraska	2005	6	27
Jacque Robinson, Florida	2003	8	27
Brie Hagerty, Washington	2005	6	26
Trisha Bratford, Minnesota	2004	7	26
Bibiana Candelas, Southern California	2003	7	26
Jordan Larson, Nebraska	2006	8	25
April Ross, Southern California	2003	7	25
Dani Mancuso, Nebraska	2006	8	24
Sanja Tomasevic, Washington	2005	6	24

KILLS WITH 25-POINT SCORING FORMAT (2008-PRESENT)

Player, Team	Year	Sets	Kills
Destinee Hooker, Texas	2009	8	51
Megan Hodge, Penn St.	2008	8	39
Alix Klineman, Stanford	2008	8	35

Player, Team	Year	Sets	Kills
Nicole Fawcett, Penn St.	2008	8	34
Megan Hodge, Penn St.	2009	9	33
Cynthia Barboza, Stanford	2008	8	30
Foluke Akinradewo, Stanford	2008	8	25
Blair Brown, Penn St.	2009	9	23
Darcy Dorton, Penn St.	2009	9	21
Juliann Faucette, Texas	2009	8	20
Arielle Wilson, Penn St.	2009	9	20

KILLS PER SET (1981-2000)

Player, Team	Year	Sets	Kills	Avg.
Natalie Williams, UCLA	1992	7	52	7.43
Tracy Clark, Southern California	1982	8	55	6.88
Tee Williams, Hawaii	1988	7	48	6.86
Elaine Youngs, UCLA	1992	7	46	6.57
Tee Williams, Hawaii	1987	7	45	6.43
Vicki Cantrell, San Diego St.	1982	8	51	6.38
Natalie Williams, UCLA	1991	8	50	6.25
Danielle Scott, Long Beach St.	1991	9	55	6.11
Lauren Cacciamani, Penn St.	1998	9	53	5.89
Jen Reimers, Penn St.	1993	8	47	5.88
Lauren Cacciamani, Penn St.	1999	8	46	5.75
Dana Smith, Southern California	1982	8	46	5.75
Kristin Folkl, Stanford	1994	7	40	5.71
Logan Tom, Stanford	1999	6	34	5.67
Liz Masakayan, UCLA	1985	9	51	5.67
Elaina Oden, Pacific	1986	6	33	5.50
Elaina Oden, Pacific	1985	8	44	5.50
Danielle Scott, Long Beach St.	1993	7	38	5.43
Tara Cross, Long Beach St.	1989	7	38	5.43
Allison Weston, Nebraska	1995	9	48	5.33
Bev Oden, Stanford	1992	8	42	5.25
Kim Oden, Stanford	1985	8	42	5.25
Kim Oden, Stanford	1982	10	52	5.20
Deitre Collins, Hawaii	1983	6	31	5.17
Kerri Walsh, Stanford	1996	7	36	5.14
Liz Masakayan, UCLA	1984	8	41	5.13
Sherisa Livingston, Wisconsin	2000	8	40	5.00
Nichelle Burton, Long Beach St.	1993	7	35	5.00
Demetria Sance, Texas	1995	9	45	5.00
Antoinette White, Long Beach St.	1991	9	45	5.00
Deidre Collins, Hawaii	1982	10	50	5.00

KILLS PER SET WITH 30-POINT SCORING FORMAT (2001-07)

Player, Team	Year	Sets	Kills	Avg.
Ogonna Nnamani, Stanford	2004	7	62	8.86
Logan Tom, Stanford	2001	6	47	7.83
Tayyiba Haneef, Long Beach St.	2001	6	39	6.50
Sarah Pavan, Nebraska	2006	8	44	5.50
Christal Morrison, Washington	2005	6	33	5.50
Ogonna Nnamani, Stanford	2001	6	32	5.33
Keao Burdine, Southern California	2003	7	36	5.14
Ogonna Nnamani, Stanford	2002	7	34	4.86
Megan Hodge, Penn St.	2007	8	37	4.63
Aury Cruz, Florida	2003	8	37	4.63
Sarah Pavan, Nebraska	2005	6	27	4.50
Erin Martin, Minnesota	2004	7	31	4.43
Foluke Akinradewo, Stanford	2007	10	44	4.40
Brie Hagerty, Washington	2005	6	26	4.33
Foluke Akinradewo, Stanford	2006	7	30	4.29
Logan Tom, Stanford	2002	7	29	4.14
Sanja Tomasevic, Washington	2005	6	24	4.00
Keao Burdine, Southern California	2002	8	31	3.88
Erin Waller, Stanford	2006	7	27	3.86
Jane Collymore, Florida	2003	8	30	3.75
Trisha Bratford, Minnesota	2004	7	26	3.71
Bibiana Candelas, Southern California	2003	7	26	3.71
Nicole Fawcett, Penn St.	2007	8	29	3.63
April Ross, Southern California	2002	8	28	3.50
Tracy Stalls, Nebraska	2006	8	27	3.38
Jacque Robinson, Florida	2003	8	27	3.38
Chris Houghtelling, Nebraska	2005	6	20	3.33
Melissa Elmer, Nebraska	2005	6	20	3.33
Cynthia Barboza, Stanford	2007	10	33	3.30
Kristin Richards, Stanford	2006	7	23	3.29

KILLS PER SET WITH 25-POINT SCORING FORMAT (2008-PRESENT)

Player, Team	Year	Sets	Kills	Avg.
Destinee Hooker, Texas	2009	8	51	6.38
Megan Hodge, Penn St.	2008	8	39	4.88
Alix Klineman, Stanford	2008	8	35	4.38
Nicole Fawcett, Penn St.	2008	8	34	4.25
Cynthia Barboza, Stanford	2008	8	30	3.75
Megan Hodge, Penn St.	2009	9	33	3.67
Foluke Akinradewo, Stanford	2008	8	25	3.13
Blair Brown, Penn St.	2009	9	23	2.56
Juliann Faucette, Texas	2009	8	20	2.50
Darcy Dorton, Penn St.	2009	9	21	2.33
Arielle Wilson, Penn St.	2009	9	20	2.22

TOTAL ATTEMPTS (1981-2000)

Player, Team	Year	Sets	TA
Kim Oden, Stanford	1982	10	149
Vicki Cantrell, San Diego St.	1982	8	130
Demetria Sance, Texas	1995	9	127
Kristin Folkl, Stanford	1997	9	125
Tracy Clark, Southern California	1982	8	125
Kori Pulaski, Hawaii	1982	10	123
Dana Smith, Southern California	1981	10	120
Jenny Maastricht, Wisconsin	2000	8	118
Annett Buckner, UCLA	1994	9	118
Jen Reimers, Penn St.	1993	8	118
Lauren Cacciamani, Penn St.	1998	9	115
Antoinette White, Long Beach St.	1991	9	113
Allison Weston, Nebraska	1995	9	109
Billie Winsett, Nebraska	1995	9	106
Deidre Collins, Hawaii	1982	10	106
Tee Williams, Hawaii	1988	7	105
Liz Masakayan, UCLA	1985	9	105
Dana Smith, Southern California	1982	8	104
Elaina Oden, Pacific	1985	8	103
Danielle Scott, Long Beach St.	1991	9	101
Lauren Cacciamani, Penn St.	1999	8	100
Sherisa Livingston, Wisconsin	2000	8	98
Angie Breitenfeld, Texas	1995	9	98
Jenny Johnson, UCLA	1994	9	98
Natalie Williams, UCLA	1992	7	98
Diana Jessie, Hawaii	1987	7	98
Nancy Reno, Stanford	1987	9	96
Natalie Williams, UCLA	1991	8	95
Carrie Schonveld, Penn St.	1998	9	93
Christy Cochran, Penn St.	1997	8	93
Kristin Folkl, Stanford	1994	7	93
Tee Williams, Hawaii	1987	7	93
Deanna Boyette, Stanford	1982	10	93

TOTAL ATTEMPTS WITH 30-POINT SCORING FORMAT (2001-07)

Player, Team	Year	Sets	TA
Ogonna Nnamani, Stanford	2004	7	126
Aury Cruz, Florida	2003	8	116
Alix Klineman, Stanford	2007	10	103
Sarah Pavan, Nebraska	2006	8	103
Logan Tom, Stanford	2001	6	102
Megan Hodge, Penn St.	2007	8	97
Cynthia Barboza, Stanford	2007	10	95
Jordan Larson, Nebraska	2006	8	95
Erin Martin, Minnesota	2004	7	93
Jane Collymore, Florida	2003	8	91
Logan Tom, Stanford	2002	7	87
Foluke Akinradewo, Stanford	2007	10	84
Christal Morrison, Washington	2005	6	84
Keao Burdine, Southern California	2003	7	81
April Ross, Southern California	2003	7	78
Keao Burdine, Southern California	2002	8	77
April Ross, Southern California	2002	8	77
Cynthia Barboza, Stanford	2006	7	72
Ogonna Nnamani, Stanford	2002	7	72
Tayyiba Haneef, Long Beach St.	2001	6	71
Trisha Bratford, Minnesota	2004	7	70
Dani Mancuso, Nebraska	2006	8	68
Foluke Akinradewo, Stanford	2006	7	66
Sanja Tomasevic, Washington	2005	6	65
Nicole Fawcett, Penn St.	2007	8	64
Meredith Nelson, Minnesota	2004	7	63
Ogonna Nnamani, Stanford	2001	6	62
Brie Hagerty, Washington	2005	6	61
Chris Houghttelling, Nebraska	2005	6	59

Player, Team	Year	Sets	TA
Jacque Robinson, Florida	2003	8	59

TOTAL ATTEMPTS WITH 25-POINT SCORING FORMAT (2008-PRESENT)

Player, Team	Year	Sets	TA
Megan Hodge, Penn St.	2009	9	128
Destinee Hooker, Texas	2009	8	114
Alix Klineman, Stanford	2008	8	99
Cynthia Barboza, Stanford	2008	8	98
Megan Hodge, Penn St.	2008	8	91
Nicole Fawcett, Penn St.	2008	8	90
Blair Brown, Penn St.	2009	9	65
Darcy Dorton, Penn St.	2009	9	51
Foluke Akinradewo, Stanford	2008	8	51
Juliann Faucette, Texas	2009	8	50
Arielle Wilson, Penn St.	2009	9	49
Ashley Engle, Texas	2009	8	43

TOTAL ATTEMPTS PER SET (1981-2000)

Player, Team	Year	Sets	TA	Avg.
Vicki Cantrell, San Diego St.	1982	8	130	16.25
Tracy Clark, Southern California	1982	8	125	15.63
Tee Williams, Hawaii	1988	7	105	15.00
Kim Oden, Stanford	1982	10	149	14.90
Jenny Maastricht, Wisconsin	2000	8	118	14.75
Jen Reimers, Penn St.	1993	8	118	14.75
Demetria Sance, Texas	1995	9	127	14.11
Natalie Williams, UCLA	1992	7	98	14.00
Diana Jessie, Hawaii	1987	7	98	14.00
Kristin Folkl, Stanford	1997	9	125	13.89
Kristin Folkl, Stanford	1994	7	93	13.29
Tee Williams, Hawaii	1987	7	93	13.29
Annett Buckner, UCLA	1994	9	118	13.11
Dawn Davenport, Texas	1988	6	78	13.00
Dana Smith, Southern California	1982	8	104	13.00
Elaina Oden, Pacific	1985	8	103	12.88
Lauren Cacciamani, Penn St.	1998	9	115	12.78
Antoinette White, Long Beach St.	1991	9	113	12.56
Lauren Cacciamani, Penn St.	1999	8	100	12.50
Kori Pulaski, Hawaii	1982	10	123	12.30
Sherisa Livingston, Wisconsin	2000	8	98	12.25
Carolyn Taeatafa, Hawaii	1988	7	85	12.14
Allison Weston, Nebraska	1995	9	109	12.11
Dana Smith, Southern California	1981	10	120	12.00
Natalie Williams, UCLA	1991	8	95	11.88
Billie Winsett, Nebraska	1995	9	106	11.78
Marnie Triefenbach, Stanford	1994	7	82	11.71
Logan Tom, Stanford	1999	6	70	11.67
Dagmara Szyszczak, Texas	1988	6	70	11.67
Liz Masakayan, UCLA	1985	9	105	11.67

TOTAL ATTEMPTS PER SET WITH 30-POINT SCORING FORMAT (2001-07)

Player, Team	Year	Sets	TA	Avg.
Ogonna Nnamani, Stanford	2004	7	126	18.00
Logan Tom, Stanford	2001	6	102	17.00
Aury Cruz, Florida	2003	8	116	14.50
Christal Morrison, Washington	2005	6	84	14.00
Erin Martin, Minnesota	2004	7	93	13.29
Sarah Pavan, Nebraska	2006	8	103	12.88
Logan Tom, Stanford	2002	7	87	12.43
Megan Hodge, Penn St.	2007	8	97	12.13
Jordan Larson, Nebraska	2006	8	95	11.88
Tayyiba Haneef, Long Beach St.	2001	6	71	11.83
Keao Burdine, Southern California	2003	7	81	11.57
Jane Collymore, Florida	2003	8	91	11.38
April Ross, Southern California	2003	7	78	11.14
Sanja Tomasevic, Washington	2005	6	65	10.83
Ogonna Nnamani, Stanford	2001	6	62	10.33
Alix Klineman, Stanford	2007	10	103	10.30
Cynthia Barboza, Stanford	2006	7	72	10.29
Ogonna Nnamani, Stanford	2002	7	72	10.29
Brie Hagerty, Washington	2005	6	61	10.17
Trisha Bratford, Minnesota	2004	7	70	10.00
Chris Houghttelling, Nebraska	2005	6	59	9.83
Keao Burdine, Southern California	2002	8	77	9.63
April Ross, Southern California	2002	8	77	9.63
Cynthia Barboza, Stanford	2007	10	95	9.50
Foluke Akinradewo, Stanford	2006	7	66	9.43
Meredith Nelson, Minnesota	2004	7	63	9.00
Dani Mancuso, Nebraska	2006	8	68	8.50
Foluke Akinradewo, Stanford	2007	10	84	8.40

Player, Team	Year	Sets	TA	Avg.
Sarah Pavan, Nebraska	2005	6	50	8.33
Kristin Richards, Stanford	2006	7	58	8.29
Kristin Richards, Stanford	2004	7	58	8.29

TOTAL ATTEMPTS PER SET WITH 25-POINT SCORING FORMAT (2008-PRESENT)

Player, Team	Year	Sets	TA	Avg.
Destinee Hooker, Texas	2009	8	114	14.25
Megan Hodge, Penn St.	2009	9	128	14.22
Alix Klineman, Stanford	2008	8	99	12.38
Cynthia Barboza, Stanford	2008	8	98	12.25
Megan Hodge, Penn St.	2008	8	91	11.38
Nicole Fawcett, Penn St.	2008	8	90	11.25
Blair Brown, Penn St.	2009	9	65	7.22
Foluke Akinradewo, Stanford	2008	8	51	6.38
Juliann Faucette, Texas	2009	8	50	6.25
Darcy Dorton, Penn St.	2009	9	51	5.67
Arielle Wilson, Penn St.	2009	9	49	5.44
Ashley Engle, Texas	2009	8	43	5.38

HITTING PERCENTAGE (1981-2000)

(Minimum 3 attempts per set through 1999 season; minimum 4 attempts per set in 2000)

Player, Team	Year	Sets	K-E/TA	Pct.
Elaina Oden, Pacific	1986	6	33-3/49	.612
Teri McGrath, Pacific	1985	8	30-3/54	.500
Stacie Nichols, Texas	1988	6	23-3/41	.488
Joyce Kaapuni, Hawaii	1983	6	17-1/34	.471
Kerri Walsh, Stanford	1996	7	36-6/66	.455
Michelle Boyette, UCLA	1984	8	15-2/29	.448
Misty May, Long Beach St.	1998	8	20-3/38	.447
Lisa Hudak, UCLA	1990	6	12-1/25	.440
Kim Oden, Stanford	1985	8	42-4/87	.437
Krissy Fifer, Pacific	1990	7	34-7/62	.435
Elaine Youngs, UCLA	1992	7	46-12/80	.425
Deidra Dvorak, Stanford	1982	10	25-4/50	.420
Leslie Brewer, UCLA	1984	8	16-2/34	.412
Bobbi Broer, Stanford	1984	8	25-5/56	.411
Paula McNamee, Stanford	1997	9	33-6/66	.409
Natalie Williams, UCLA	1992	7	52-12/98	.408
Natalie Williams, UCLA	1991	8	50-12/95	.400
Tara Cross, Long Beach St.	1989	7	38-8/75	.400
Veronica Walls, Long Beach St.	1998	8	23-6/43	.395
Jenny Chaffee, Stanford	1987	8	18-2/41	.390
Carla Baker, Nebraska	1989	6	9-2/18	.389
Jill Gremmel, Texas	1988	6	8-1/18	.389
Elaina Oden, Pacific	1985	8	44-4/103	.388
Kathy Herse, UCLA	1981	9	16-4/31	.387
Cecelia Goods, Hawaii	1996	6	21-6/39	.385
Lauren Cacciamani, Penn St.	1998	9	53-9/115	.383
Jessica Alvarado, Long Beach St.	1998	8	29-7/58	.379
Marissa Hatchett, UCLA	1990	6	26-7/51	.373
Tee Williams, Hawaii	1987	7	45-11/93	.366
Kim Ruddins, Southern California	1982	8	12-3/25	.360

HITTING PERCENTAGE WITH 30-POINT SCORING FORMAT (2001-07)

(Minimum 4 attempts per set)

Player, Team	Year	Sets	K-E/TA	Pct.
Darla Myhre, Washington	2005	6	13-0/25	.520
Emily Adams, Southern California	2002	8	23-3/41	.488
Jennifer Saleaumua, Nebraska	2005	6	19-2/35	.486
Foluke Akinradewo, Stanford	2007	10	44-4/84	.476
Tayyiba Haneef, Long Beach St.	2001	6	39-6/71	.465
Sarah Pavan, Nebraska	2005	6	27-4/50	.460
Christa Harmotto, Penn St.	2007	8	21-4/37	.459
Ogonna Nnamani, Stanford	2004	7	62-9/126	.421
Bibiana Candelas, Southern California	2003	7	26-5/50	.420
Ogonna Nnamani, Stanford	2002	7	34-6/72	.389
Erin Waller, Stanford	2006	7	27-8/51	.373
Ogonna Nnamani, Stanford	2001	6	32-9/62	.371
Lindsey Taatjes, Minnesota	2004	7	14-3/30	.367
Sherri Williams, Florida	2003	8	23-7/45	.356
Foluke Akinradewo, Stanford	2006	7	30-7/66	.348
Alesha Deesing, Washington	2005	6	12-3/26	.346
Sara McGee, Stanford	2002	7	21-7/41	.341
Tracy Stalls, Nebraska	2006	8	27-10/50	.340
Melissa Elmer, Nebraska	2005	6	20-7/40	.325
Jacque Robinson, Florida	2003	8	27-8/59	.322
Logan Tom, Stanford	2001	6	47-15/102	.314
Nicole Fawcett, Penn St.	2007	8	32-12/64	.313

Player, Team	Year	Sets	K-E/TA	Pct.
Keao Burdine, Southern California	2003	7	36-11/81	.309
Sarah Pavan, Nebraska	2006	8	44-14/103	.291
Franci Girard, Stanford	2007	10	22-8/49	.286
Franci Girard, Stanford	2004	7	11-3/28	.286
Christal Morrison, Washington	2005	6	33-10/84	.274
Keao Burdine, Southern California	2002	8	31-10/77	.273
Meredith Nelson, Minnesota	2004	7	22-6/63	.254
Megan Hodge, Penn St.	2007	8	37-13/97	.247

HITTING PERCENTAGE WITH 25-POINT SCORING FORMAT (2008-PRESENT)

(Minimum 4 attempts per set in 2008; 3.33 attempts per set in 2009)

Player, Team	Year	Sets	K-E/TA	Pct.
Foluke Akinradewo, Stanford	2008	8	25-5/51	.392
Megan Hodge, Penn St.	2008	8	39-7/91	.352
Ashley Engle, Texas	2009	8	18-3/43	.349
Arielle Wilson, Penn St.	2009	9	20-3/49	.347
Destinee Hooker, Texas	2009	8	51-14/114	.325
Darcy Dorton, Penn St.	2009	9	21-6/51	.294
Alix Klineman, Stanford	2008	8	35-7/99	.283
Erin Waller, Stanford	2008	8	12-3/35	.257
Blair Brown, Penn St.	2009	9	23-7/65	.246
Juliann Faucette, Texas	2009	8	20-9/50	.220
Nicole Fawcett, Penn St.	2008	9	34-18/90	.178
Cynthia Barboza, Stanford	2008	8	30-15/98	.153
Megan Hodge, Penn St.	2009	9	33-15/128	.141

Setting

Assists not kept on championship box scores before 1984

ASSISTS (1984-2000)

Player, Team	Year	Sets	Assists
Christy Johnson, Nebraska	1995	9	159
Sabrina Hernandez, Long Beach St.	1991	9	142
Julie Bremner, UCLA	1992	7	130
Carrie Feldman, Stanford	1992	8	130
Bonnie Bremner, Penn St.	1997	8	126
Lisa Sharpley, Stanford	1997	9	124
Salima Davidson, Penn St.	1993	8	121
Liz Hert, Pacific	1985	8	119
Wendi Rush, Stanford	1987	9	118
Julie Bremner, UCLA	1991	8	115
Bonnie Bremner, Penn St.	1998	9	114
Wendi Rush, Stanford	1985	8	110
Sue Schellhout, Texas	1988	6	109
Carrie Busch, Texas	1995	9	108
Kim Ruddins, Southern California	1985	9	108
Michelle Boyette, UCLA	1984	8	105
Grechaly Cepero, Nebraska	2000	9	104
Martina Cincero, Hawaii	1988	7	103
Misty May, Long Beach St.	1998	8	102
Joy McKenzie, Long Beach St.	1993	7	101
Bonnie Bremner, Penn St.	1999	8	100
Tisha Delaney, Nebraska	1986	7	99
Martina Cincero, Hawaii	1987	7	98
Liz Hert, Pacific	1986	6	97
Michelle Boyette, UCLA	1985	9	97
Lizzy Fitzgerald, Wisconsin	2000	8	92
Melanie Beckenhauer, Pacific	1990	7	90
Lindsay Kagawa, Stanford	1999	6	86
Lisa Sharpley, Stanford	1996	7	83
Holly McPeak, UCLA	1990	6	79

ASSISTS WITH 30-POINT SCORING FORMAT (2001-07)

Player, Team	Year	Sets	Assists
Bryn Kehoe, Stanford	2007	10	132
Lauren Moscovic, Florida	2003	8	112
Rachel Holloway, Nebraska	2006	8	110
Alisha Glass, Penn St.	2007	8	106
Bryn Kehoe, Stanford	2006	7	105
Bryn Kehoe, Stanford	2004	7	105
Robyn Lewis, Stanford	2001	6	97
Courtney Thompson, Washington	2005	6	95
Toni Anderson, Southern California	2003	7	95
Keri Nishimoto, Long Beach St.	2001	6	76
Anna Robinson, Stanford	2002	7	68
Toni Anderson, Southern California	2002	8	67
Kelly Bowman, Minnesota	2004	7	57

Player, Team	Year	Sets	Assists
Tracy Lindquist, Southern California.....	2002	8	54
Lindsey Taatjes, Minnesota.....	2004	7	51

ASSISTS WITH 25-POINT SCORING FORMAT (2008-PRESENT)

Player, Team	Year	Sets	Assists
Alisha Glass, Penn St.....	2008	8	100
Alisha Glass, Penn St.....	2009	9	94
Cassidy Lichtman, Stanford.....	2008	8	93
Ashley Engle, Texas.....	2009	8	61
Michelle Kocher, Texas.....	2009	8	40

ASSISTS PER SET (1984-2000)

Player, Team	Year	Sets	Assists	Avg.
Julie Bremner, UCLA.....	1992	7	130	18.57
Sue Schelfhout, Texas.....	1988	6	109	18.17
Christy Johnson, Nebraska.....	1995	9	159	17.67
Carrie Feldman, Stanford.....	1992	8	130	16.25
Liz Hert, Pacific.....	1986	6	97	16.17
Bonnie Bremner, Penn St.....	1997	8	126	15.75
Salima Davidson, Penn St.....	1993	8	121	15.13
Liz Hert, Pacific.....	1985	8	119	14.88
Martina Cincerova, Hawaii.....	1988	7	103	14.71
Joy McKenzie, Long Beach St.....	1993	7	101	14.43
Julie Bremner, UCLA.....	1991	8	115	14.38
Lindsay Kagawa, Stanford.....	1999	6	86	14.33
Tisha Delaney, Nebraska.....	1986	7	99	14.14
Martina Cincerova, Hawaii.....	1987	7	98	14.00
Lisa Sharpley, Stanford.....	1997	9	124	13.78
Wendi Rush, Stanford.....	1985	8	110	13.75
Holly McPeak, UCLA.....	1990	6	79	13.17
Michelle Boyette, UCLA.....	1984	8	105	13.13
Wendi Rush, Stanford.....	1987	9	118	13.11
Melanie Beckenhauer, Pacific.....	1990	7	90	12.86
Misty May, Long Beach St.....	1998	8	102	12.75
Bonnie Bremner, Penn St.....	1998	9	114	12.67
Bonnie Bremner, Penn St.....	1999	8	100	12.50
Val Novak, Nebraska.....	1989	6	74	12.33
Robyn Ah Mow, Hawaii.....	1996	6	72	12.00
Carrie Busch, Texas.....	1995	9	108	12.00
Kim Ruddins, Southern California.....	1985	9	108	12.00
Lisa Sharpley, Stanford.....	1996	7	83	11.86
Greichaly Cepero, Nebraska.....	2000	9	104	11.56
Lizzy Fitzgerald, Wisconsin.....	2000	8	92	11.50

ASSISTS PER SET WITH 30-POINT SCORING FORMAT (2001-07)

Player, Team	Year	Sets	Assists	Avg.
Robyn Lewis, Stanford.....	2001	6	97	16.17
Courtney Thompson, Washington.....	2005	6	95	15.83
Sabrina Hernandez, Long Beach St.....	1991	9	142	15.78
Bryn Kehoe, Stanford.....	2006	7	105	15.00
Bryn Kehoe, Stanford.....	2004	7	105	15.00
Lauren Moscovic, Florida.....	2003	8	112	14.00
Rachel Holloway, Nebraska.....	2006	8	110	13.75
Toni Anderson, Southern California.....	2003	7	95	13.57
Alisha Glass, Penn St.....	2007	8	106	13.25
Bryn Kehoe, Stanford.....	2007	10	132	13.20
Keri Nishimoto, Long Beach St.....	2001	6	76	12.67
Anna Robinson, Stanford.....	2002	7	68	9.71
Toni Anderson, Southern California.....	2002	8	67	8.38
Kelly Bowman, Minnesota.....	2004	7	57	8.14
Maggie Griffin, Nebraska.....	2005	6	46	7.67
Lindsey Taatjes, Minnesota.....	2004	7	51	7.29
Tracy Lindquist, Southern California.....	2002	8	54	6.75
Dani Busboom, Nebraska.....	2005	6	32	5.33

ASSISTS PER SET WITH 25-POINT SCORING FORMAT (2008-PRESENT)

Player, Team	Year	Sets	Assists	Avg.
Alisha Glass, Penn St.....	2008	8	100	12.50
Cassidy Lichtman, Stanford.....	2008	8	93	11.63
Alisha Glass, Penn St.....	2009	9	94	10.44
Ashley Engle, Texas.....	2009	8	61	7.63
Michelle Kocher, Texas.....	2009	8	40	5.00

Service

SERVICE ACES (1981-2000)

Player, Team	Year	Sets	Aces
Toni Himmer, San Diego St.....	1982	8	7
Natalie Williams, UCLA.....	1990	6	6
Therese Boyle, Pacific.....	1985	8	6
Elizabeth Hert, Pacific.....	1985	8	6
Deanna Boyette, Stanford.....	1982	10	6
Kris Pulaski, Hawaii.....	1982	10	6
Kerri Walsh, Stanford.....	1996	7	5
Anna Vorwerk, Hawaii.....	1988	7	5
Lisa Strand, Hawaii.....	1982	10	5
Missy Yomes, Hawaii.....	1982	10	5
Lindsay Kagawa, Stanford.....	1999	6	4
Misty May, Long Beach St.....	1998	8	4
Leilani Schlottfeldt, Penn St.....	1998	9	4
Barbara Ifejika, Stanford.....	1997	9	4
Natalie Williams, UCLA.....	1991	8	4
Eileen Shannon, Nebraska.....	1989	6	4
Dagmara Szyszczak, Texas.....	1988	6	4
Julie Maginot, Pacific.....	1985	8	4
Elaina Oden, Pacific.....	1985	8	4
Lisa Franco, Pacific.....	1984	7	4
Barbra Fontana, Stanford.....	1984	8	4
Joyce Kaapuni, Hawaii.....	1983	6	4
Leslie Devereaux, Southern California.....	1982	8	4
Margaret Grant, Southern California.....	1982	8	4
Karen Schwartz, San Diego St.....	1982	8	4
Deidre Collins, Hawaii.....	1982	10	4
Deidra Dvorak, Stanford.....	1982	10	4
Kisi Haime, Stanford.....	1982	10	4
Merja Connolly, UCLA.....	1981	9	4
43 times, most recent:			
Lizzy Fitzgerald, Wisconsin.....	2000	8	3

SERVICE ACES WITH 30-POINT SCORING FORMAT (2001-07)

Player, Team	Year	Sets	Aces
Brittany Hochevar, Long Beach St.....	2001	6	8
Bryn Kehoe, Stanford.....	2006	7	7
Logan Tom, Stanford.....	2002	7	6
Ashley Ivy, Stanford.....	2001	6	6
Nicole Fawcett, Penn St.....	2007	8	5
Bryn Kehoe, Stanford.....	2007	10	5
Sarah Pavan, Nebraska.....	2006	8	4
Keao Burdine, Southern California.....	2002	8	4
Cynthia Barboza, Stanford.....	2006	7	3
Rachel Schwartz, Nebraska.....	2006	8	3
Ashley Aratani, Washington.....	2005	6	3
Jennifer Saleaumua, Nebraska.....	2005	6	3
April Ross, Southern California.....	2003	7	3
Ashley Ivy, Stanford.....	2002	7	3
April Ross, Southern California.....	2002	8	3
Tayyiba Haneef, Long Beach St.....	2001	6	3
Franci Girard, Stanford.....	2007	10	2
Dani Busboom, Nebraska.....	2005	6	2
Danka Danicic, Washington.....	2005	6	2
Sarah Pavan, Nebraska.....	2005	6	2
Jordan Larson, Nebraska.....	2005	6	2
Christal Morrison, Washington.....	2005	6	2
Marci Peniata, Minnesota.....	2004	7	2
Lindsey Taatjes, Minnesota.....	2004	7	2
Lauren Moscovic, Florida.....	2003	8	2
Toni Anderson, Southern California.....	2003	7	2
Sara McGee, Stanford.....	2002	7	2
Lindsey Yamasaki, Stanford.....	2002	7	2
Lindsay Phillips, Long Beach St.....	2001	6	2
Logan Tom, Stanford.....	2001	6	2

SERVICE ACES WITH 25-POINT SCORING FORMAT (2008-PRESENT)

Player, Team	Year	Sets	Aces
Alyssa D'Errico, Penn St.....	2009	9	4
Destinee Hooker, Texas.....	2009	8	3
Nicole Fawcett, Penn St.....	2008	8	3
Ashley Engle, Texas.....	2009	8	2
Cathy Quilico, Penn St.....	2009	9	2
Foluke Akinradewo, Stanford.....	2008	8	2
Kelsey Ream, Penn St.....	2008	8	2
Erin Waller, Stanford.....	2008	8	2

SERVICE ACES PER SET (1981-2000)

Player, Team	Year	Sets	Aces	Avg.
Natalie Williams, UCLA	1990	6	6	1.00
Toni Himmer, San Diego St.	1982	8	7	0.88
Therese Boyle, Pacific	1985	8	6	0.75
Liz Hert, Pacific	1985	8	6	0.75
Kerri Walsh, Stanford	1996	7	5	0.71
Anna Vorwerk, Hawaii	1988	7	5	0.71
Lindsay Kagawa, Stanford	1999	6	4	0.67
Eileen Shannon, Nebraska	1989	6	4	0.67
Dagmara Szysczak, Texas	1988	6	4	0.67
Joyce Kaapuni, Hawaii	1983	6	4	0.67
Deanna Boyette, Stanford	1982	10	6	0.60
Kris Pulaski, Hawaii	1982	10	6	0.60
Lisa Franco, Pacific	1984	7	4	0.57
Logan Tom, Stanford	1999	6	3	0.50
Misty May, Long Beach St.	1998	8	4	0.50
Angelica Ljungquist, Hawaii	1996	6	3	0.50
Nalani Yamashita, Hawaii	1996	6	3	0.50
Natalie Williams, UCLA	1991	8	4	0.50
Julie Maginot, Pacific	1985	8	4	0.50
Elaina Oden, Pacific	1985	8	4	0.50
Barbra Fontana, Stanford	1984	8	4	0.50
Kris Pulaski, Hawaii	1983	6	3	0.50
Leslie Devereaux, Southern California	1982	8	4	0.50
Margaret Grant, Southern California	1982	8	4	0.50
Karen Schwartz, San Diego St.	1982	8	4	0.50
Lisa Strand, Hawaii	1982	10	5	0.50
Missy Yomes, Hawaii	1982	10	5	0.50
Leilani Schlottfeldt, Penn St.	1998	9	4	0.44
Barbara Ifejika, Stanford	1997	9	4	0.44
Barbara Ifejika, Stanford	1994	7	3	0.43
Shawnee Hayes, Long Beach St.	1993	7	3	0.43
Joy McKenzie, Long Beach St.	1993	7	3	0.43
Prentice Perkins, Long Beach St.	1993	7	3	0.43
Brita Schwerm, Long Beach St.	1993	7	3	0.43
Sherri Thormahlen, Long Beach St.	1989	7	3	0.43
Mary Robins, Hawaii	1988	7	3	0.43
Tee Williams, Hawaii	1988	7	3	0.43
Teri DeBusk, Pacific	1984	7	3	0.43
Jan Saunders, Pacific	1984	7	3	0.43
Laurel Brassey, San Diego St.	1981	7	3	0.43
Toni Himmer, San Diego St.	1981	7	3	0.43

SERVICE ACES PER SET WITH 30-POINT SCORING FORMAT (2001-07)

Player, Team	Year	Sets	Aces	Avg.
Brittany Hochevar, Long Beach St.	2001	6	8	1.33
Bryn Kehoe, Stanford	2006	7	7	1.00
Ashley Ivy, Stanford	2001	6	6	1.00
Logan Tom, Stanford	2002	7	6	0.86
Nicole Fawcett, Penn St.	2007	8	5	0.63
Bryn Kehoe, Stanford	2007	10	5	0.50
Sarah Pavan, Nebraska	2006	8	4	0.50
Ashley Aratani, Washington	2005	6	3	0.50
Jennifer Saleaumua, Nebraska	2005	6	3	0.50
Keao Burdine, Southern California	2002	8	4	0.50
Tayyiba Haneef, Long Beach St.	2001	6	3	0.50
Cynthia Barboza, Stanford	2006	7	3	0.43
April Ross, Southern California	2003	7	3	0.43
Ashley Ivy, Stanford	2002	7	3	0.43
Rachel Schwartz, Nebraska	2006	8	3	0.38
April Ross, Southern California	2002	8	3	0.38
Christal Morrison, Washington	2005	6	2	0.33
Danka Danicic, Washington	2005	6	2	0.33
Sarah Pavan, Nebraska	2005	6	2	0.33
Jordan Larson, Nebraska	2005	6	2	0.33
Dani Busboom, Nebraska	2005	6	2	0.33
Logan Tom, Stanford	2001	6	2	0.33
Lindsay Phillips, Long Beach St.	2001	6	2	0.33
Lindsey Taatjes, Minnesota	2004	7	2	0.29
Marci Peniata, Minnesota	2004	7	2	0.29
Toni Anderson, Southern California	2003	7	2	0.29
Sara McGee, Stanford	2002	7	2	0.29
Lindsey Yamasaki, Stanford	2002	7	2	0.29
Lauren Moscovic, Florida	2003	8	2	0.25
Franci Girard, Stanford	2007	10	2	0.20

SERVICE ACES PER SET WITH 25-POINT SCORING FORMAT (2008-PRESENT)

Player, Team	Year	Sets	Aces	Avg.
Alyssa D'Errico, Penn St.	2009	9	4	0.44
Destinee Hooker, Texas	2009	8	3	0.38

Player, Team	Year	Sets	Aces	Avg.
Nicole Fawcett, Penn St.	2008	8	3	0.38
Ashley Engle, Texas	2009	8	2	0.25
Foluke Akinradewo, Stanford	2008	8	2	0.25
Kelsey Ream, Penn St.	2008	8	2	0.25
Erin Waller, Stanford	2008	8	2	0.25
Cathy Quilico, Penn St.	2009	9	2	0.22

Defense**DIGS (1981-2000)**

Player, Team	Year	Sets	Digs
Lisa Sharpley, Stanford	1997	9	50
Teresa Smith, Stanford	1987	9	48
Kerri Walsh, Stanford	1997	9	42
Julie Bremner, UCLA	1992	7	39
Patty Orozco, UCLA	1983	8	38
Lindsay Anderson, Penn St.	1998	9	37
Kate Crnich, Nebraska	1995	9	37
Annett Buckner, UCLA	1994	9	37
Wendi Rush, Stanford	1987	9	37
Terri Zemaitis, Penn St.	1997	8	35
Kim Krull, UCLA	1994	9	35
Zeynep Ton, Penn St.	1993	8	34
Dawn Davenport, Texas	1988	6	34
Carolyn Taeatafa, Hawaii	1988	7	34
Reydan Ahuna, Hawaii	1987	7	34
Liz Masakayan, UCLA	1985	9	34
Kara Milling, UCLA	1994	9	33
Jen Reimers, Penn St.	1993	8	33
Anna Vorwerk, Hawaii	1988	7	33
Barbra Fontana, Stanford	1985	8	33
Susan Compton, Stanford	1984	8	33
Anja Grabovac, Long Beach St.	1998	8	32
Jenny Johnson, UCLA	1994	9	32
Alyson Randick, UCLA	1994	9	32
Antoinette White, Long Beach St.	1991	9	31
Kim Oden, Stanford	1984	8	31
Wendi Rush, Stanford	1984	8	31
Carrie Schonveld, Penn St.	1998	9	30
Carrie Schonveld, Penn St.	1997	8	30
Lisa Sharpley, Stanford	1994	7	30
Katie McGarrey, UCLA	1984	8	30

DIGS WITH 30-POINT SCORING FORMAT (2001-03)

Player, Team	Year	Sets	Digs
Nicole Davis, Southern California	2003	7	34
Logan Tom, Stanford	2002	7	34
Aury Cruz, Florida	2003	8	32
Jane Collymore, Florida	2003	8	29
Keao Burdine, Southern California	2003	7	27
Tracy Lindquist, Southern California	2002	8	27
April Ross, Southern California	2003	7	26
Jen Mandes, Florida	2003	8	25
April Ross, Southern California	2002	8	24
Courtney Schultz, Stanford	2002	7	22
Logan Tom, Stanford	2001	6	21

DIGS WITH 30-POINT SCORING FORMAT/ UNLIMITED LIBERO SUBSTITUTIONS (2004-07)

Player, Team	Year	Sets	Digs
Dani Busboom, Nebraska	2006	8	50
Paula Gentil, Minnesota	2004	7	48
Alix Klineman, Stanford	2007	10	45
Jordan Larson, Nebraska	2006	8	40
Gabi Ailes, Stanford	2007	10	35
Courtney Schultz, Stanford	2004	7	35
Jessica Fishburn, Stanford	2006	7	34
Kristin Richards, Stanford	2004	7	33
Roberta Holehouse, Penn St.	2007	8	31
Cynthia Barboza, Stanford	2007	10	27
Candace Lee, Washington	2005	6	26
Kristin Richards, Stanford	2006	7	25
Ogonna Nnamani, Stanford	2004	7	25
Sarah Pavan, Nebraska	2006	8	23
Lindsey Taatjes, Minnesota	2004	7	23
Bryn Kehoe, Stanford	2004	7	22
Marci Peniata, Minnesota	2004	7	22
Bryn Kehoe, Stanford	2007	10	21
Cassidy Lichtman, Stanford	2007	10	21

Player, Team	Year	Sets	Digs
Bryn Kehoe, Stanford	2006	7	21
Sanja Tomasevic, Washington	2005	6	21
Chris Houghtelling, Nebraska	2005	6	20

DIGS WITH 25-POINT SCORING FORMAT/UNLIMITED LIBERO SUBSTITUTIONS (2008-PRESENT)

Player, Team	Year	Sets	Digs
Heather Kisner, Texas	2009	8	47
Alyssa D'Errico, Penn St.	2009	9	41
Roberta Holehouse, Penn St.	2008	8	40
Gabi Ailes, Stanford	2008	8	34
Cynthia Barboza, Stanford	2008	8	31
Megan Hodge, Penn St.	2009	9	28
Megan Hodge, Penn St.	2008	8	26
Alisha Glass, Penn St.	2009	9	23
Destinee Hooker, Texas	2009	8	21
Blair Brown, Penn St.	2009	9	21
Cathy Quilico, Penn St.	2009	9	21

DIGS PER SET (1981-2000)

Player, Team	Year	Sets	Digs	Avg.
Dawn Davenport, Texas	1988	6	34	5.67
Julie Bremner, UCLA	1992	7	39	5.57
Lisa Sharpley, Stanford	1997	9	50	5.56
Teresa Smith, Stanford	1987	9	48	5.33
Carolyn Taatafa, Hawaii	1988	7	34	4.86
Reydan Ahuna, Hawaii	1987	7	34	4.86
Dorothy Hert, Pacific	1986	6	29	4.83
Marcie Wurts, Hawaii	1983	6	29	4.83
Patty Orozco, UCLA	1983	8	38	4.75
Anna Vorwerk, Hawaii	1988	7	33	4.71
Lindsey Yamasaki, Stanford	1999	6	28	4.67
Kerri Walsh, Stanford	1997	9	42	4.67
Joyce Kaapuni, Hawaii	1983	6	28	4.67
Kris Pulaski, Hawaii	1983	6	28	4.67
Terri Zemaitis, Penn St.	1997	8	35	4.38
Lisa Sharpley, Stanford	1994	7	30	4.29
Zeynep Ton, Penn St.	1993	8	34	4.25
Samantha Shaver, UCLA	1990	6	25	4.17
Elaina Oden, Pacific	1986	6	25	4.17
Martina Cincero, Hawaii	1987	7	29	4.14
Julie Maginot, Pacific	1984	7	29	4.14
Jen Reimers, Penn St.	1993	8	33	4.13
Barbra Fontana, Stanford	1985	8	33	4.13
Susan Compton, Stanford	1984	8	33	4.13
Lindsay Anderson, Penn St.	1998	9	37	4.11
Kate Crnich, Nebraska	1995	9	37	4.11
Annett Buckner, UCLA	1994	9	37	4.11
Wendi Rush, Stanford	1987	9	37	4.11
Anja Grabovac, Long Beach St.	1998	8	32	4.00
Katie Salen, Texas	1988	6	24	4.00
Sue Schelfhout, Texas	1988	6	24	4.00
Diana Jessie, Hawaii	1987	7	28	4.00
Lori Endicott, Nebraska	1986	7	28	4.00
Brooke Herrington, Pacific	1986	6	24	4.00
Lisa Strand, Hawaii	1983	6	24	4.00

DIGS PER SET WITH 30-POINT SCORING FORMAT (2001-03)

Player, Team	Year	Sets	Digs	Avg.
Nicole Davis, Southern California	2003	7	34	4.86
Logan Tom, Stanford	2002	7	34	4.86
Aury Cruz, Florida	2003	8	32	4.00
Keao Burdine, Southern California	2003	7	27	3.86
April Ross, Southern California	2003	7	26	3.71
Jane Collymore, Florida	2003	8	29	3.63
Logan Tom, Stanford	2001	6	21	3.50
Tracy Lindquist, Southern California	2002	8	27	3.38
Ashley Ivy, Stanford	2001	6	19	3.17
Courtney Schultz, Stanford	2002	7	22	3.14
Jen Mandes, Florida	2003	8	25	3.13
April Ross, Southern California	2002	8	24	3.00

DIGS PER SET WITH 30-POINT SCORING FORMAT/ UNLIMITED LIBERO SUBSTITUTIONS (2004-07)

Player, Team	Year	Sets	Digs	Avg.
Paula Gentil, Minnesota	2004	7	48	6.86
Dani Busboom, Nebraska	2006	8	50	6.25
Jordan Larson, Nebraska	2006	8	40	5.00
Courtney Schultz, Stanford	2004	7	35	5.00
Jessica Fishburn, Stanford	2006	7	34	4.86

Player, Team	Year	Sets	Digs	Avg.
Kristin Richards, Stanford	2004	7	33	4.71
Alix Klineman, Stanford	2007	10	45	4.50
Candace Lee, Washington	2005	6	26	4.33
Roberta Holehouse, Penn St.	2007	8	31	3.88
Kristin Richards, Stanford	2006	7	25	3.57
Ogonna Nnamani, Stanford	2004	7	25	3.57
Gabi Ailes, Stanford	2007	10	35	3.50
Sanja Tomasevic, Washington	2005	6	21	3.50
Chris Houghtelling, Nebraska	2005	6	20	3.33
Lindsey Taatjes, Minnesota	2004	7	23	3.29
Sanja Tomasevic, Washington	2005	6	19	3.17
Bryn Kehoe, Stanford	2004	7	22	3.14
Marci Peniata, Minnesota	2004	7	22	3.14
Bryn Kehoe, Stanford	2006	7	21	3.00
Jordan Larson, Nebraska	2005	6	18	3.00
Sarah Pavan, Nebraska	2006	8	23	2.88
Christal Morrison, Washington	2005	6	17	2.83
Courtney Thompson, Washington	2005	6	17	2.83
Cynthia Barboza, Stanford	2007	10	27	2.70
Jennifer Saleaumua, Nebraska	2005	6	16	2.67
Bryn Kehoe, Stanford	2007	10	21	2.10
Cassidy Lichtman, Stanford	2007	10	21	2.10

DIGS PER SET WITH 25-POINT SCORING FORMAT/ UNLIMITED LIBERO SUBSTITUTIONS (2008-PRESENT) (Based on qualifiers for annual statistical championship)

Player, Team	Year	Sets	Digs	Avg.
Heather Kisner, Texas	2009	8	47	5.88
Roberta Holehouse, Penn St.	2008	8	40	5.00
Alyssa D'Errico, Penn St.	2009	9	41	4.56
Gabi Ailes, Stanford	2008	8	34	4.25
Cynthia Barboza, Stanford	2008	8	31	3.88
Megan Hodge, Penn St.	2008	8	26	3.25
Megan Hodge, Penn St.	2009	9	28	3.11
Destinee Hooker, Texas	2009	8	21	2.63
Alisha Glass, Penn St.	2009	9	23	2.56
Blair Brown, Penn St.	2009	9	21	2.33
Cathy Quilico, Penn St.	2009	9	21	2.33

CAREER RECORDS

Attack

KILLS

Player, Team	Years	Sets	Kills
Natalie Williams, UCLA	1989-92	24	140
Kristin Folk, Stanford	1994-97	28	130
Lauren Cacciamani, Penn St.	1997-99	25	129
Ogonna Nnamani, Stanford	2001-04	20	128
Kim Oden, Stanford	1982-85	29	128
Liz Masakayan, UCLA	1983-85	25	121
Danielle Scott, Long Beach St.	1991-93	20	119
Logan Tom, Stanford	1999, 2001-02	19	110
Megan Hodge, Penn St.	2006-08	25	109
Foluke Akinradewo, Stanford	2006-08	25	99
Kerri Walsh, Stanford	1996-97, 99	22	97
Elaine Youngs, UCLA	1988-92	21	94
Tee Williams, Hawaii	1987-88	14	93
Dana Smith, Southern California	1981-82	18	92
Carrie Schonveld, Penn St.	1997-99	25	90
Cynthia Barboza, Stanford	2006-08	25	85
Keao Burdine, Southern California	2002-04	19	85
Deitre Collins, Hawaii	1982-83	16	81
Tracy Clark, Southern California	1982, 85	17	81
Teresa Smith, Stanford	1984-87	24	79
Cary Wendell, Stanford	1992, 94-95	20	78
Annett Buckner, UCLA	1991-92, 94	24	78
Vicki Cantrell, San Diego St.	1981-82	15	78
Bonnie Bremner, Penn St.	1997-99	26	77
Elaina Oden, Pacific	1985-86	14	77
Barbra Fontana, Stanford	1983-86	23	75
Destinee Hooker, Texas	2008-09	13	74
Antoinette White, Long Beach St.	1989, 91	16	73
Sarah Pavan, Nebraska	2005-06	14	71
Jen Reimers, Penn St.	1993-94	13	69
Marissa Hatchett, UCLA	1989-92	24	69

KILLS PER SET**(Minimum three matches played)**

Player, Team	Years	Sets	Kills	Avg.
Tee Williams, Hawaii	1987-88	14	93	6.64
Ogonna Nnamani, Stanford	2001-02, 04	20	128	6.40
Danielle Scott, Long Beach St.	1991-93	20	117	5.85
Natalie Williams, UCLA	1989-92	24	140	5.83
Logan Tom, Stanford	1999, 2001-02	19	110	5.79
Destinee Hooker, Texas	2008-09	13	74	5.69
Elaina Oden, Pacific	1985-86	14	77	5.50
Jen Reimers, Penn St.	1993-94	13	69	5.31
Kim Willoughby, Hawaii	2000, 02-03	11	58	5.27
Vicki Cantrell, San Diego St.	1981-82	15	78	5.20
Lauren Cacciamani, Penn St.	1997-99	25	129	5.16
Tayyiba Haneef, Long Beach St.	1999, 2001	9	46	5.11
Dana Smith, Southern California	1981-82	18	92	5.11
Sarah Pavan, Nebraska	2005-06	14	71	5.07
Deitre Collins, Hawaii	1982-83	16	81	5.06
Liz Masakayan, UCLA	1983-85	25	121	4.84
Tracy Clark, Southern California	1982, 85	17	81	4.76
Brie Hagerty, Washington	2004-05	10	47	4.70
Aury Cruz, Florida	2002-03	12	56	4.67
Kristin Folk, Stanford	1994-97	28	130	4.64
Cris Hall, Nebraska	1989-90	10	46	4.60
Antoinette White, Long Beach St.	1989, 91	16	73	4.56
Elaine Youngs, UCLA	1988-89, 91-92	21	94	4.48
Keao Burdine, Southern California	2002-04	19	85	4.47
Lily Kahumoku, Hawaii	2000, 02-03	11	49	4.45
Kim Oden, Stanford	1982-85	29	128	4.41
Kerri Walsh, Stanford	1996-97, 99	22	97	4.41
Sanja Tomasevic, Washington	2004-05	10	44	4.40
Megan Hodge, Penn St.	2007-09	25	109	4.36
Lisa Reitsma, Nebraska	1995-96	13	56	4.31

TOTAL ATTEMPTS

Player, Team	Years	Sets	TA
Kristin Folk, Stanford	1994-97	28	342
Kim Oden, Stanford	1982-85	29	331
Megan Hodge, Penn St.	2007-09	25	316
Lauren Cacciamani, Penn St.	1997-99	25	283
Natalie Williams, UCLA	1989-92	24	279
Liz Masakayan, UCLA	1983-85	25	273
Cynthia Barboza, Stanford	2006-08	25	265
Ogonna Nnamani, Stanford	2001-02, 04	20	260
Logan Tom, Stanford	1999-2002	19	259
Carrie Schonveld, Penn St.	1997-99	25	240
Danielle Scott, Long Beach St.	1991-93	20	235
Annett Buckner, UCLA	1991-92, 94	24	231
Dana Smith, Southern California	1981-82	18	224
Keao Burdine, Southern California	2002-04	19	221
Elaine Youngs, UCLA	1988-92	21	214
Kerri Walsh, Stanford	1996-97, 99	22	211
Teresa Smith, Stanford	1984-87	24	209
Barbra Fontana, Stanford	1983-86	23	207
Alex Klineman, Stanford	2007-08	18	202
Tracy Clark, Southern California	1982, 85	17	202
Foluke Akinradewo, Stanford	2006-08	25	201
Tee Williams, Hawaii	1987-88	14	198
April Ross, Southern California	2000, 02-03	18	193
Vicki Cantrell, San Diego St.	1981-82	15	193
Julie Maginot, Pacific	1983-85	20	192
Nancy Reno, Stanford	1985-87	21	183
Antoinette White, Long Beach St.	1989, 91	16	182
Kori Pulaski, Hawaii	1982-83	16	182
Bonnie Bremner, Penn St.	1997-99	26	181
Cary Wendell, Stanford	1992, 94-95	20	181

ATTEMPTS PER SET**(Minimum three matches played)**

Player, Team	Years	Sets	TA	Avg.
Kim Willoughby, Hawaii	2000, 02-03	11	175	15.91
Aury Cruz, Florida	2002-03	12	174	14.50
Tee Williams, Hawaii	1987-88	14	198	14.14
Logan Tom, Stanford	1999, 2001-02	19	259	13.63
Ogonna Nnamani, Stanford	2001-02, 04	20	260	13.00
Vicki Cantrell, San Diego St.	1981-82	15	193	12.87
Jen Reimers, Penn St.	1993-94	13	166	12.77
Megan Hodge, Penn St.	2007-09	25	316	12.64
Lily Kahumoku, Hawaii	2000, 02-03	11	137	12.45
Destinee Hooker, Texas	2008-09	13	161	12.38
Erin Martin, Minnesota	2003-04	10	123	12.30
Kristin Folk, Stanford	1994-97	28	342	12.21
Tracy Clark, Southern California	1982, 85	17	202	11.88

Player, Team	Years	Sets	TA	Avg.
Danielle Scott, Long Beach St.	1991-93	20	235	11.75
Dawn Davenport, Texas	1986-88	14	164	11.71
Keao Burdine, Southern California	2002-04	19	221	11.63
Natalie Williams, UCLA	1989-92	24	279	11.63
Kim Oden, Stanford	1982-85	29	331	11.41
Antoinette White, Long Beach St.	1989, 91	16	182	11.38
Kori Pulaski, Hawaii	1982-83	16	182	11.38
Lauren Cacciamani, Penn St.	1997-99	25	283	11.32
Alix Klineman, Stanford	2007-08	18	202	11.22
Brie Hagerty, Washington	2004-05	10	110	11.00
Sarah Pavan, Nebraska	2005-06	14	153	10.93
Liz Masakayan, UCLA	1983-85	25	273	10.92
Deitre Collins, Hawaii	1982-83	16	174	10.88
Elaina Oden, Pacific	1985-86	14	152	10.86
April Ross, Southern California	2000, 02-03	18	193	10.72
Cynthia Barboza, Stanford	2006-08	25	265	10.60
Christy Cochran, Penn St.	1997-98	17	172	10.12

HITTING PERCENTAGE**(Minimum three matches played and 4.0 attack attempts/set)***

Player, Team	Years	Sets	K-E/TA	Pct.
Dana Myhre, Washington	2004-05	10	21-1/42	.476
Elaina Oden, Pacific	1985-86	14	77-7/152	.461
Teri McGrath, Pacific	1984-86	18	54-12/96	.438
Foluke Akinradewo, Stanford	2006-08	25	99-16/201	.413
Sherri Williams, Florida	2002-03	11	27-7/49	.408
Tayyiba Haneef, Long Beach St.	1999, 2001	9	46-9/91	.407
Ogonna Nnamani, Stanford	2001-02, 04	20	128-24/260	.400
Christa Harmotto, Penn St.	2007-08	16	36-9/68	.397
Bobbi Broer, Stanford	1983-84	11	33-6/70	.386
Paula McNamee, Stanford	1995, 97	10	33-7/68	.382
Sara McGee, Stanford	2001-02	13	31-9/60	.367
Stacie Nichols, Texas	1987-88	11	30-5/69	.362
Misty May, Long Beach St.	1997-98	12	27-7/57	.351
Arielle Wilson, Penn St.	2007-09	25	47-11/103	.350
Natalie Williams, UCLA	1989-92	24	140-43/279	.348
Sarah Pavan, Nebraska	2005-06	14	71-18/153	.346
Lauren Cacciamani, Penn St.	1997-99	25	129-31/283	.346
Jessica Alvarado, Long Beach St.	1997-98	9	29-8/62	.339
Destinee Hooker, Texas	2008-09	13	74-20/161	.335
Michelle Boyette, UCLA	1983-85	21	34-9/77	.325
Amber Holmquist, Nebraska	2000-01	12	36-10/81	.321
Bonnie Bremner, Penn St.	1997-99	26	77-19/181	.320
Bibiana Candelas, Southern California	2002-04	18	56-16/126	.317
Marissa Hatchett, UCLA	1989-92	24	69-21/153	.314
Jen Reimers, Penn St.	1993-94	13	69-17/166	.313
Alicia Mills, Long Beach St.	1989, 91-92	16	33-10/74	.311
Tracy Stalls, Nebraska	2005-06	14	33-12/68	.309
Danielle Scott, Long Beach St.	1991-93	20	117-46/235	.302
Angela Rock, San Diego St.	1981-82	11	24-8/53	.302
Brie Hagerty, Washington	2004-05	10	47-14/110	.300
Lindsey Yamasaki, Stanford	1999, 2002	13	21-6/45	.333
Lizzie Sulter, Stanford	2004-06	9	11-2/29	.310
Lindsey Taatjes, Minnesota	2003-04	10	14-4/33	.303

*Hitting percentage is derived by subtracting errors from kills and dividing that remainder by total attempts.

Setting

Assists not kept on championship box scores before 1984

ASSISTS

Player, Team	Years	Sets	Assists
Bryn Kehoe, Stanford	2004, 06-07	24	342
Lisa Sharpley, Stanford	1994-97	28	325
Wendi Rush, Stanford	1984-87	29	319
Alisha Glass, Penn St.	2007-09	25	300
Julie Bremner, UCLA	1991-92	15	245
Liz Hert, Pacific	1984-86	20	234
Bonnie Bremner, Penn St.	1997-99	26	215
Sabrina Hernandez, Long Beach St.	1991-92	13	208
Martina Cincerova, Hawaii	1987-88	14	201
Michelle Boyette, UCLA	1983-85	21	200
Toni Anderson, Southern California	2000, 02-03	18	194
Salima Davidson, Penn St.	1993-94	13	178
Courtney Thompson, Washington	2004-06	13	176
Sue Schelfhout, Texas	1986-88	13	170
Lauren Moscovic, Florida	2002-03	12	160
Christy Johnson, Nebraska	1995	9	159
Misty May, Long Beach St.	1997-98	12	150

Player, Team	Years	Sets	Assists
Greichaly Cepero, Nebraska	2000-01	12	146
Carrie Feldman, Stanford	1992	8	130
Val Novak, Nebraska	1989-90	10	120
Fiona Nepo, Nebraska	1995-96, 98	15	118
Keri Nishimoto, Long Beach St.	1999, 2001	9	116
Rachel Holloway, Nebraska	2006	8	110
Carrie Busch, Texas	1995	9	108
Kim Ruddins, Southern California	1981-82, 85	19	108
Daniela Reis, LSU	1990-91	7	106
Joy McKenzie, Long Beach St.	1991-93	20	105
Joy Saunders, Pacific	1981, 83-84	20	105

ASSISTS PER SET (Minimum three matches played)

Player, Team	Years	Sets	Assists	Avg.
Julie Bremner, UCLA	1991-92	15	245	16.33
Sabrina Hernandez, Long Beach St.	1991-92	13	208	16.00
Martina Cincerova, Hawaii	1987-88	14	201	14.36
Bryn Kehoe, Stanford	2004, 06-07	24	342	14.25
Robyn Lewis, Stanford	1999, 2001	7	99	14.14
Salima Davidson, Penn St.	1993-94	13	178	13.69
Courtney Thompson, Washington	2004-06	13	176	13.54
Lauren Moscovic, Florida	2002-03	12	160	13.33
Sue Schelfhout, Texas	1986-88	13	170	13.08
Keri Nishimoto, Long Beach St.	1999, 2001	9	116	12.89
Misty May, Long Beach St.	1997-98	12	150	12.50
Lindsay Kagawa, Stanford	1997, 99	7	86	12.29
Greichaly Cepero, Nebraska	2000-01	12	146	12.17
Alisha Glass, Penn St.	2007-09	25	300	12.00
Val Novak, Nebraska	1989-90	10	120	12.00
Liz Hert, Pacific	1984-86	20	234	11.70
Lisa Sharpley, Stanford	1994-97	28	325	11.61
Wendi Rush, Stanford	1984-87	29	319	11.00
Toni Anderson, Southern California	2000, 02-03	18	194	10.78
Michelle Boyette, UCLA	1983-85	21	200	9.52
Linsey Taatjes, Minnesota	2003-04	10	89	8.90
Bonnie Bremner, Penn St.	1997-99	26	215	8.27
Fiona Nepo, Nebraska	1995-96, 98	15	118	7.87
Michelle Kocher, Texas	2008-09	13	92	7.08
Maggie Griffin, Nebraska	2005-06	8	46	5.75
Ashley Engle, Texas	2008-09	13	69	5.31
Joy McKenzie, Long Beach St.	1991-93	20	105	5.25
Jan Saunders, Pacific	1981, 83-84	20	105	5.25
Cassidy Lichtman, Stanford	2007-08	18	94	5.22

Service

SERVICE ACES

Player, Team	Years	Sets	Aces
Bryn Kehoe, Stanford	2004, 06-07	24	13
Barbra Fontana, Stanford	1983-86	23	12
Logan Tom, Stanford	1999, 2001-02	19	11
Barbara Ifejika, Stanford	1994-97	28	10
Monique Adams, LSU	1990-91	7	10
Natalie Williams, UCLA	1989-92	24	10
Toni Himmer, San Diego St.	1981-82	15	10
Ashley Ivy, Stanford	1999, 2001-02	15	9
Kris Pulaski, Hawaii	1982-83	16	9
Nicole Fawcett, Penn St.	2007-08	16	8
Brittany Hochevar, Long Beach St.	2001	6	8
Therese Boyle, Pacific	1983-85	20	8
Kerri Walsh, Stanford	1996-97, 99	22	7
Kristin Folkl, Stanford	1994-97	28	7
Lisa Sharpley, Stanford	1994-97	28	7
Elaine Youngs, UCLA	1988-92	21	7
Julie Maginot, Pacific	1983-85	20	7
Liz Masakayan, UCLA	1983-85	25	7
Leslie Devereaux, Southern California	1982, 85	17	7
Joyce Kaapuni, Hawaii	1982-83	16	7
Merja Connolly, UCLA	1981, 83-84	25	7
Sarah Pavan, Nebraska	2005-06	14	6
April Ross, Southern California	2000, 02-03	18	6
Leilana Schlottfeldt, Penn St.	1997-99	20	6
Liz Hert, Pacific	1984-86	20	6
Michelle Boyette, UCLA	1983-85	21	6
Kim Oden, Stanford	1982-85	29	6
Deidra Dvorak, Stanford	1982-84	21	6
Missy Yomes, Hawaii	1982-83	16	6
Deanna Boyette, Stanford	1982	10	6

SERVICE ACES PER SET (Minimum three matches played)

Player, Team	Years	Sets	Aces	Avg.
Toni Himmer, San Diego St.	1981-82	15	10	0.67
Ashley Ivy, Stanford	1999, 2001-02	15	9	0.60
Logan Tom, Stanford	1999, 2001-02	19	11	0.58
Lindsay Kagawa, Stanford	1997, 99	7	4	0.57
Kris Pulaski, Hawaii	1982-83	16	9	0.56
Bryn Kehoe, Stanford	2004, 06-07	24	13	0.54
Barbra Fontana, Stanford	1983-86	23	12	0.52
Nicole Fawcett, Penn St.	2007-08	16	8	0.50
Karen Schwartz, San Diego St.	1981-82	9	4	0.44
Joyce Kaapuni, Hawaii	1982-83	16	7	0.44
Sarah Pavan, Nebraska	2005-06	14	6	0.43
Natalie Williams, UCLA	1989-92	24	10	0.42
Leslie Devereaux, Southern California	1982, 85	17	7	0.41
Eileen Shannon, Nebraska	1989-90	10	4	0.40
Therese Boyle, Pacific	1983-85	20	8	0.40
Missy Yomes, Hawaii	1982-83	16	6	0.38
Kim Willoughby, Hawaii	2000, 02-03	11	4	0.36
Dagmara Szyszczak, Texas	1987-88	11	4	0.36
Julie Maginot, Pacific	1983-85	20	7	0.35
Ashley Aratani, Washington	2005-06	9	3	0.33
April Ross, Southern California	2000, 02-03	18	6	0.33
Tayyiba Haneef, Long Beach St.	1999, 2001	9	3	0.33
Misty May, Long Beach St.	1997-98	12	4	0.33
Terri Zemaits, Penn St.	1994, 97	12	4	0.33
Elaine Youngs, UCLA	1988-92	21	7	0.33
Kerri Walsh, Stanford	1996-97, 99	22	7	0.32
Lisa Strand, Hawaii	1982-83	16	5	0.31
Ashley Engle, Texas	2008-09	13	4	0.31
Christal Morrison, Washington	2004-06	13	4	0.31
Leilana Schlottfeldt, Penn St.	1997-99	20	6	0.30
Janet Kruse, Nebraska	1989-90	10	3	0.30
Liz Hert, Pacific	1984-86	20	6	0.30

Defense

DIGS

Player, Team	Years	Sets	Digs
Lisa Sharpley, Stanford	1994-97	28	115
Wendi Rush, Stanford	1984-87	29	107
Liz Masakayan, UCLA	1983-85	25	91
Carrie Schonveld, Penn St.	1997-99	25	86
Kristin Folkl, Stanford	1994-97	28	85
Barbara Ifejika, Stanford	1994-97	28	83
Natalie Williams, UCLA	1989-92	24	83
Logan Tom, Stanford	1999, 2001-02	19	79
Kerri Walsh, Stanford	1996-97, 99	22	79
Barbra Fontana, Stanford	1983-86	23	78
Keao Burdine, Southern California	2002-04	19	77
Jordan Larson, Nebraska	2005-06, 08	19	76
Teresa Smith, Stanford	1984-87	24	75
Dorothy Hert, Pacific	1984-86	21	74
Roberta Holehouse, Penn St.	2007-08	16	71
Cynthia Barboza, Stanford	2007-09	25	70
Courtney Schultz, Stanford	2002-04	14	70
Megan Hodge, Penn St.	2007-09	25	69
Gabi Ailes, Stanford	2007-08	18	69
Cary Wendell, Stanford	1992, 94-95	20	69
Heather Kisner, Texas	2008-09	13	68
Annett Buckner, UCLA	1991-92, 94	24	68
Julie Maginot, Pacific	1983-85	20	68
Lindsay Anderson, Penn St.	1997-98	17	66
Bryn Kehoe, Stanford	2004, 06-07	24	64
Michelle Boyette, UCLA	1983-85	21	63
Dani Busboom, Nebraska	2005-06	14	62
April Ross, Southern California	2000, 02-03	18	61
Alix Klineman, Stanford	2007-08	18	60
Candace Lee, Washington	2004-05	10	60
Christine Romero, Long Beach St.	1989, 91-92	20	60

DIGS PER SET (Minimum three matches played)

Player, Team	Years	Sets	Digs	Avg.
Candace Lee, Washington	2004-05	10	60	6.00
Heather Kisner, Texas	2008-09	13	68	5.23
Roberta Holehouse, Penn St.	2007-08	16	71	4.44
Dani Busboom, Nebraska	2005-06	14	62	4.43
Sanja Tomasevic, Washington	2004-05	10	43	4.30

Player, Team	Years	Sets	Digs	Avg.
Logan Tom, Stanford	1999, 2001-02	19	79	4.16
Kristin Richards, Stanford	2004, 06	14	58	4.14
Lisa Sharpley, Stanford	1994-97	28	115	4.11
Keao Burdine, Southern California	2003-04	19	77	4.05
Jordan Larson, Nebraska	2005-06, 08	19	76	4.00
Aury Cruz, Florida	2002-03	12	48	4.00
Kim Willoughby, Hawaii	2000, 02-03	11	44	4.00
Kate Crnich, Nebraska	1995-96	13	52	4.00
Jen Reimers, Penn St.	1993-94	13	52	4.00
Lindsay Anderson, Penn St.	1997-98	17	66	3.88
Martina Cincerova, Hawaii	1987-88	14	54	3.86
Gabi Ailes, Stanford	2007-08	18	69	3.83
Misty May, Long Beach St.	1997-98	12	45	3.75
Dawn Davenport, Texas	1986-88	14	52	3.71
Merlissa Villaroman, Hawaii	2000, 02-03	10	37	3.70
Samantha Shaver, UCLA	1988-90	10	37	3.70
Wendi Rush, Stanford	1984-87	29	107	3.69
Liz Masakayan, UCLA	1983-85	25	91	3.64
Kerri Walsh, Stanford	1996-97, 99	22	79	3.59
Dorothy Hert, Pacific	1984-86	21	74	3.52
Terri Zemaitis, Penn St.	1994, 97	12	42	3.50
Elaina Oden, Pacific	1985-86	14	49	3.50
Natalie Williams, UCLA	1989-92	24	83	3.46
Cary Wendell, Stanford	1992, 94-95	20	69	3.45
Carrie Schonvled, Penn St.	1997-99	25	86	3.44

Team Records

Official NCAA volleyball records began with the 1981 season and are based on information submitted to the NCAA statistics service by institutions participating in the statistics rankings. In statistical rankings, the rounding of percentages and/or averages may indicate ties where none exists. In these cases, the numerical order of the rankings is accurate.

The format of a match changed in 2008. The term "game" was changed to "set." Also, scoring for each set moved from 30 points to 25 points, except in matches that go to the full five sets, in which the winning score in the fifth set remains 15 points.

The match format previously changed in 2001, with scoring for each set moving from 15 points to 30 points, except in matches that went to the full five sets, in which the winning score in the fifth set remained 15 points.

In reflection of these changes, category leaders under the different scoring formats are separated in order to not eliminate the achievements of those student-athletes who played with the previous format.

Information on blocking has not been included in the following records since there appeared to be a significant variance in the methods by which blocking statistics were kept during the 1980s. Research continues to determine a standard by which to measure blocking statistics for NCAA record-keeping purposes.

Official career records include players whose career statistics were recorded during the era of official NCAA play.

A national semifinal match is indicated by (NSF), a national third-place game by (N3d) and a national championship game by (CH).

Attack

KILLS

Three-set match

94—UCLA vs. Florida, NSF, Dec. 17, 1992

Four-set match

101—Nebraska vs. Texas, CH, Dec. 16, 1995

Five-set match

110—San Diego St. vs. Stanford, N3d, Dec. 19, 1982

Year (1981-2000)

189—Hawaii, 1982 (10 sets)

Year with 30-point scoring format (2001-07)

155—Stanford, 2007 (10 sets)

Year with 25-point scoring format (2008-present)

121—Texas, 2009 (8 sets)

KILLS PER SET

Per set (1981-2000)

23.14—UCLA, 1992 (162 kills in 7 sets)

Per set with 30-point scoring format (2001-07)

19.50—Stanford, 2001 (117 kills in 6 sets)

Per set with 25-point scoring format (2008-present)

15.13—Texas, 2009 (121 kills in 8 sets)

TOTAL ATTEMPTS

Three-set match

187—Illinois vs. Hawaii, NSF, Dec. 17, 1982

Four-set match

232—UCLA vs. Stanford, CH, Dec. 17, 1994

Five-set match

290—San Diego St. vs. Stanford, N3d, Dec. 19, 1982

Year (1981-2000)

512—Stanford, 1982 (10 sets)

Year with 30-point scoring format (2001-07)

401—Stanford, 2007 (10 sets)

Year with 25-point scoring format (2008-present)

327—Penn St., 2009 (8 sets)

ATTEMPTS PER SET

Per set (1981-2000)

53.38—San Diego St., 1982 (443 attempts in 8 sets)

Per set with 30-point scoring format (2001-07)

46.00—Minnesota, 2004 (322 attempts in 7 sets)

Per set with 25-point scoring format (2008-present)

40.88—Penn St., 2009 (121 attempts in 8 sets)

HITTING PERCENTAGE*

Three-set match

.447—Nebraska vs. Santa Clara, NSF, Dec. 15, 2005 (51-7/98)

Four-set match

.349—Pacific vs. Stanford, CH, Dec. 22, 1985 (87-14/209)

Five-set match

.328—Long Beach St. vs. Penn St., CH, Dec. 19, 1998 (87-25/189)

Year (1981-2000)

.319—UCLA, 1990 (105-29/238 in six sets)

Year with 30-point scoring format (2001-07)

.327—Penn St., 2007 (133-41/281 in 8 sets)

Year with 25-point scoring format (2008-present)

.304—Texas, 2009 (121-35/283 in eight sets)

*Hitting percentage is derived by subtracting errors from kills and dividing that remainder by total attempts.

Setting

Assists not kept on championship box scores before 1984

ASSISTS

Three-set match

84—UCLA vs. Florida, NSF, Dec. 17, 1992

Four-set match

94—Nebraska vs. Texas, CH, Dec. 16, 1995

Five-set match

98—UCLA vs. Stanford, CH, Dec. 16, 1984

Year (1984-2000)

172—Nebraska, 1995 (9 sets)

Year with 30-point scoring format (2001-07)

143—Stanford, 2007 (10 sets)

Year with 25-point scoring format (2008-present)

111—Texas, 2009 (8 sets)

ASSISTS PER SET

Per set (1981-2000)

20.57—UCLA, 1992 (144 assists in 7 sets)

Per set with 30-point scoring format (2001-07)

18.00—Stanford, 2001 (108 assists in 6 sets)

Per set with 25-point scoring format (2008-present)

13.86—Texas, 2009 (111 assists in 8 sets)

Service

SERVICE ACES

Three-set match

10—San Diego St. vs. Southern California, NSF, Dec. 17, 1982

Four-set match

14—Hawaii vs. Illinois, NSF, Dec. 15, 1988

Five-set match

15—Stanford vs. San Diego St., N3d, Dec. 19, 1982

Year (1981-2000)

26—Hawaii, 1982 (10 sets)

Year with 30-point scoring format (2001-07)

14—Stanford, 2002 (7 sets)

Year with 25-point scoring format (2008-present)

8—Texas, 2008 (8 sets)

SERVICE ACES PER SET

Per set (1981-2000)

2.75—Pacific, 1985 (22 aces in 8 sets)

Per set with 30-point scoring format (2001-07)

2.33—Long Beach St., 2001 (14 aces in 6 sets)

Per set with 25-point scoring format (2008-present)

1.00—Stanford, 2008 (8 aces in 8 sets)

Defense

DIGS

Three-set match

88—Hawaii vs. Stanford, NSF, Dec. 17, 1983

Four-set match

99—Stanford vs. UCLA, CH, Dec. 17, 1994

Five-set match

113—Stanford vs. Penn St., CH, Dec. 20, 1997

Year (1981-2000)

199—Stanford, 1987 (9 sets)

Year with 30-point scoring format (2001-07)

155—Stanford, 2007 (10 sets)

Year with 25-point scoring format (2008-present)

121—Texas, 2009 (8 sets)

DIGS PER SET**Per set (1981-2000)**

26.17—Hawaii, 1983 (157 digs in 6 sets)

Per set with 30-point scoring format (2001-07)

19.43—Stanford, 2004 (136 digs in 7 sets)

Per set with 25-point scoring format (2008-present)

18.25—Penn St. (146 digs in 8 sets)

Miscellaneous**POINTS SCORED****Three-set match**

49—Hawaii vs. Illinois, NSF, Dec. 17, 1987 (19-17, 15-13, 15-11)

Three-set match with 30-point scoring format

91—Stanford vs. Long Beach St., CH, Dec. 15, 2001 (31-29, 30-28, 30-25); Stanford vs. Nebraska, NSF, Dec. 13, 2001 (31-29, 30-28, 30-21)

Three-set match with 25-point scoring format

76—Penn St. vs. Stanford, CH, Dec. 20, 2008 (25-20, 26-24, 25-23)

Four-set match

60—Pacific vs. Stanford, CH, Dec. 22, 1985 (15-17, 15-7, 15-12, 15-13)

Four-set match with 30-point scoring format

117—Nebraska vs. Stanford, CH, Dec. 16, 2006 (27-30, 30-26, 30-28, 30-27)

Four-set match with 25-point scoring format

98—Penn St. vs. Hawaii, NSF, Dec. 17, 2009 (23-25, 25-18, 25-15, 25-18)

Five-set match

72—Long Beach St. vs. Penn St., CH, Dec. 19, 1998 (15-3, 15-10, 13-15, 14-16, 15-12)

Five-set match with 30-point scoring format

119—Stanford vs. Penn St., CH, Dec. 15, 2007 (25-30, 26-30, 30-23, 30-19, 8-15)

Five-set match with 25-point scoring format

107—Penn St. vs. Texas, CH, Dec. 19, 2009 (22-25, 20-25, 25-23, 25-21, 15-13); Texas vs. Penn St., CH, Dec. 19, 2009.

Single set

19—Hawaii vs. Illinois, NSF, Dec. 17, 1987 (19-17)

Single set with 30-point scoring format

31—Southern California vs. Minnesota, NSF, Dec. 16, 2004 (31-29); Stanford vs. Long Beach St., CH, Dec. 15, 2001 (31-29); Stanford vs. Nebraska, NSF, Dec. 13, 2001 (31-29).

Single set with 25-point scoring format

26—Penn St. vs. Stanford, CH, Dec. 20, 2008 (26-24)

FEWEST POINTS ALLOWED**Three-set match**

12—UCLA vs. San Jose St., NSF, Dec. 14, 1984 (15-6, 15-2, 15-4)

Three-set match with 30-point scoring format

71—Stanford vs. Minnesota, CH, Dec. 18, 2004 (30-23, 30-27, 30-21)

Three-set match with 25-point scoring format

54—Texas vs. Minnesota, NSF, Dec. 17, 2009 (25-19, 25-20, 25-15)

Four-set match

36—Hawaii vs. Stanford, CH, Dec. 19, 1987 (15-10, 15-10, 9-15, 15-1)

Four-set match with 30-point scoring format

102—Southern California vs. Florida, CH, Dec. 20, 2003 (25-30, 30-27, 30-19, 30-26)

Four-set match with 25-point scoring format

76—Penn St. vs. Hawaii, NSF, Dec. 17, 2009 (23-25, 25-18, 25-15, 25-18)

Five-set match

50—Nebraska vs. Wisconsin, CH, Dec. 16, 2000 (15-9, 9-15, 7-15, 15-2, 15-9)

Five-set match with 30-point scoring format

117—Stanford vs. Penn St., CH, Dec. 15, 2007 (25-30, 26-30, 30-23, 30-19, 8-15)

Five-set match with 25-point scoring format

96—Penn St. vs. Nebraska, NSF, Dec. 18, 2008 (25-17, 25-18, 15-25, 22-25, 15-11).

LONGEST MATCH

2:43—San Diego St. vs. Stanford, N3d, Dec. 19, 1982 (3-2)

SHORTEST MATCH

:50—UCLA vs. San Jose St., NSF, Dec. 14, 1984 (3-0)

Team Leaders

SINGLE-MATCH RECORDS

Attack

KILLS, THREE-SET MATCH

No.	Team vs. Opponent	Date
94	UCLA vs. Florida, NSF	Dec. 17, 1992
69	Penn St. vs. Florida, NSF	Dec. 18, 1997
69	Florida vs. UCLA, NSF	Dec. 17, 1992
68	Stanford vs. Long Beach St., NSF	Dec. 16, 1999
68	Florida vs. Penn St., NSF	Dec. 18, 1997
68	Texas vs. UCLA, NSF	Dec. 15, 1988
67	Hawaii vs. Illinois, NSF	Dec. 17, 1987
64	UCLA vs. Texas, NSF	Dec. 15, 1988
63	Stanford vs. Long Beach St., CH	Dec. 15, 2001
62	Southern California vs. San Diego St., NSF	Dec. 17, 1982
61	Texas vs. Hawaii, CH	Dec. 17, 1988
60	Washington vs. Tennessee, NSF	Dec. 15, 2005
60	Wisconsin vs. Southern California, NSF	Dec. 14, 2000
60	Nebraska vs. UCLA, NSF	Dec. 14, 1989
60	Hawaii vs. Texas, CH	Dec. 17, 1988
59	Illinois vs. Hawaii, NSF	Dec. 17, 1987
59	Pacific vs. Texas, NSF	Dec. 18, 1986
58	Stanford vs. Minnesota, CH	Dec. 18, 2004
57	Hawaii vs. Florida, NSF	Dec. 19, 1996
57	LSU vs. UCLA, NSF	Dec. 12, 1990
57	Hawaii vs. Stanford, NSF	Dec. 17, 1983
57	San Diego St. vs. Southern California, NSF	Dec. 17, 1982
56	Southern California vs. Wisconsin, NSF	Dec. 14, 2000
56	UCLA vs. Long Beach St., NSF	Dec. 12, 1990
56	Pacific vs. Nebraska, CH	Dec. 20, 1986
55	Minnesota vs. Stanford, CH	Dec. 18, 2004
55	Southern California vs. Minnesota, NSF	Dec. 18, 2003
55	Stanford vs. Hawaii, CH	Dec. 21, 1996
55	UCLA vs. Ohio St., NSF	Dec. 12, 1991
55	Stanford vs. Pacific, NSF	Dec. 14, 1984

KILLS, FOUR-SET MATCH

No.	Team vs. Opponent	Date
101	Nebraska vs. Texas, CH	Dec. 16, 1995
90	BYU vs. Penn St., NSF	Dec. 16, 1993
88	Long Beach St. vs. Penn St., CH	Dec. 18, 1993
88	Stanford vs. Pacific, CH	Dec. 22, 1985
87	Pacific vs. Stanford, CH	Dec. 22, 1985
86	Stanford vs. UCLA, CH	Dec. 17, 1994
84	Long Beach St. vs. LSU, NSF	Dec. 12, 1991
82	Stanford vs. Long Beach St., NSF	Dec. 17, 1992
81	UCLA vs. Stanford, CH	Dec. 17, 1994
79	Louisiana St. vs. Long Beach St., NSF	Dec. 12, 1991
78	Southern California vs. Stanford, CH	Dec. 21, 2002
77	Penn St. vs. Nebraska, NSF	Dec. 17, 1998
76	Stanford vs. UCLA, CH	Dec. 19, 1992
73	Nebraska vs. Penn St., NSF	Dec. 17, 1998
73	Long Beach St. vs. Stanford, NSF	Dec. 17, 1992
73	Pacific vs. Nebraska, NSF	Dec. 12, 1990
72	Hawaii vs. Nebraska, NSF	Dec. 14, 2000
71	Stanford vs. Washington, NSF	Dec. 16, 2004
71	Washington vs. Stanford, NSF	Dec. 16, 2004
70	Stanford vs. Nebraska, CH	Dec. 16, 2006
70	Nebraska vs. UCLA, NSF	Dec. 14, 2006
70	Hawaii vs. Florida, NSF	Dec. 18, 2003
70	Penn St. vs. BYU, NSF	Dec. 16, 1993
69	Stanford vs. Long Beach St., NSF	Dec. 18, 1997
68	Nebraska vs. Stanford, CH	Dec. 16, 2006
68	Southern California vs. Minnesota, NSF	Dec. 16, 2004
68	Southern California vs. Florida, CH	Dec. 20, 2003
68	Florida vs. Hawaii, NSF	Dec. 18, 2003
68	UCLA vs. Stanford, CH	Dec. 19, 1992
68	Hawaii vs. Illinois, NSF	Dec. 15, 1988
68	Pacific vs. San Jose St., N3d	Dec. 16, 1984

KILLS, FIVE-SET MATCH

No.	Team vs. Opponent	Date
110	San Diego St. vs. Stanford, N3d	Dec. 19, 1982
108	UCLA vs. Stanford, CH	Dec. 16, 1984
105	Stanford vs. San Diego St., N3d	Dec. 19, 1982
97	Stanford vs. Texas, NSF	Dec. 14, 1995
97	Hawaii vs. Southern California, CH	Dec. 19, 1982

No.	Team vs. Opponent	Date
94	Stanford vs. Texas, NSF	Dec. 17, 1987
92	Stanford vs. Penn St., CH	Dec. 20, 1997
92	Hawaii vs. Stanford, NSF	Dec. 17, 1982
90	Southern California vs. Hawaii, CH	Dec. 19, 1982
90	Pacific vs. Southern California, NSF	Dec. 18, 1981
89	Long Beach St. vs. UCLA, CH	Dec. 21, 1991
88	Penn St. vs. Stanford, CH	Dec. 20, 1997
88	Stanford vs. UCLA, CH	Dec. 16, 1984
87	Long Beach St. vs. Penn St., CH	Dec. 19, 1998
86	Nebraska vs. Michigan St., NSF	Dec. 14, 1995
84	Penn St. vs. Stanford, CH	Dec. 15, 2007
84	Southern California vs. UCLA, N3d	Dec. 22, 1985
83	Stanford vs. Southern California, NSF	Dec. 13, 2007
83	Southern California vs. UCLA, CH	Dec. 20, 1981
82	UCLA vs. Long Beach St., CH	Dec. 21, 1991
81	Pacific vs. Penn St., NSF	Dec. 16, 1999
81	UCLA vs. Pacific, NSF	Dec. 17, 1983
80	Penn St. vs. Pacific, NSF	Dec. 16, 1999
80	Southern California vs. Pacific, NSF	Dec. 18, 1981
79	UCLA vs. Southern California, CH	Dec. 20, 1981
77	Texas vs. Stanford, NSF	Dec. 18, 2008
72	Stanford vs. Penn St., CH	Dec. 15, 2007
72	Southern California vs. Stanford, NSF	Dec. 13, 2007
72	Nebraska vs. Wisconsin, CH	Dec. 16, 2000
72	Texas vs. Stanford, NSF	Dec. 17, 1987

TOTAL ATTEMPTS, THREE-SET MATCH

No.	Team vs. Opponent	Date
187	Illinois vs. Hawaii, NSF	Dec. 17, 1987
180	UCLA vs. Florida, NSF	Dec. 17, 1992
174	UCLA vs. Texas, NSF	Dec. 15, 1988
173	Florida vs. Penn St., NSF	Dec. 18, 1997
172	Texas vs. UCLA, NSF	Dec. 15, 1988
169	Penn St. vs. Florida, NSF	Dec. 18, 1997
167	Hawaii vs. Illinois, NSF	Dec. 17, 1987
163	Southern California vs. Wisconsin, NSF	Dec. 14, 2000
161	Hawaii vs. Texas, CH	Dec. 17, 1988
160	Florida vs. UCLA, NSF	Dec. 17, 1992
159	Pacific vs. Stanford, NSF	Dec. 14, 1984
155	Texas vs. Hawaii, CH	Dec. 17, 1988
153	San Diego St. vs. Southern California, NSF	Dec. 17, 1982
152	Wisconsin vs. Southern California, NSF	Dec. 14, 2000
146	Nebraska vs. Washington, CH	Dec. 17, 2005
145	Hawaii vs. Stanford, NSF	Dec. 19, 2002
143	LSU vs. UCLA, NSF	Dec. 12, 1990
143	Texas vs. Pacific, NSF	Dec. 18, 1986
143	Southern California vs. San Diego St., NSF	Dec. 17, 1982
141	Stanford vs. Penn St., CH	Dec. 20, 2008
139	Ohio St. vs. Stanford, NSF	Dec. 15, 1994
139	Hawaii vs. Stanford, NSF	Dec. 17, 1983
138	Pacific vs. Texas, NSF	Dec. 18, 1986
138	Stanford vs. Pacific, NSF	Dec. 14, 1984
137	Stanford vs. Hawaii, NSF	Dec. 19, 2002
137	San Diego St. vs. Pacific, N3d	Dec. 20, 1981
135	Southern California vs. Minnesota, NSF	Dec. 18, 2003
133	Washington vs. Tennessee, NSF	Dec. 15, 2005
132	Minnesota vs. Southern California, NSF	Dec. 18, 2003
132	Nebraska vs. UCLA, NSF	Dec. 14, 1989

TOTAL ATTEMPTS, FOUR-SET MATCH

No.	Team vs. Opponent	Date
232	UCLA vs. Stanford, CH	Dec. 17, 1994
229	Nebraska vs. Penn St., NSF	Dec. 17, 1998
229	Stanford vs. UCLA, CH	Dec. 17, 1994
227	Southern California vs. Minnesota, NSF	Dec. 16, 2004
223	Nebraska vs. Texas, CH	Dec. 16, 1995
218	Penn St. vs. BYU, NSF	Dec. 16, 1993
218	BYU vs. Penn St., NSF	Dec. 16, 1993
209	Pacific vs. Stanford, CH	Dec. 22, 1985
208	Stanford vs. Long Beach St., NSF	Dec. 17, 1992
207	Washington vs. Stanford, NSF	Dec. 16, 2004
205	Penn St. vs. Nebraska, NSF	Dec. 17, 1998
205	Stanford vs. Pacific, CH	Dec. 22, 1985
203	Pacific vs. Penn St., NSF	Dec. 16, 1999
203	Long Beach St. vs. Penn St., CH	Dec. 18, 1993
200	Nebraska vs. UCLA, NSF	Dec. 14, 2006
198	Stanford vs. Hawaii, CH	Dec. 19, 1987
197	Texas vs. Nebraska, CH	Dec. 16, 1995
197	LSU vs. Long Beach St., NSF	Dec. 12, 1991

No.	Team vs. Opponent	Date
196	Minnesota vs. Southern California, NSF	Dec. 16, 2004
195	Penn St. vs. Pacific, NSF	Dec. 16, 1999
195	Long Beach St. vs. Stanford, NSF	Dec. 17, 1992
194	Hawaii vs. Nebraska, NSF	Dec. 14, 2000
194	Long Beach St. vs. LSU, NSF	Dec. 12, 1991
193	UCLA vs. Nebraska, NSF	Dec. 14, 2006
193	Long Beach St. vs. Stanford, NSF	Dec. 18, 1997
191	Stanford vs. Washington, NSF	Dec. 16, 2004
191	Pacific vs. San Jose St., N3d	Dec. 16, 1984
188	San Jose St. vs. Pacific, N3d	Dec. 16, 1984
187	Stanford vs. Long Beach St., NSF	Dec. 18, 1997
187	UCLA vs. Pacific, NSF	Dec. 20, 1985

TOTAL ATTEMPTS, FIVE-SET MATCH

No.	Team vs. Opponent	Date
290	San Diego St. vs. Stanford, N3d	Dec. 19, 1982
286	Stanford vs. San Diego St., N3d	Dec. 19, 1982
273	UCLA vs. Stanford, CH	Dec. 16, 1984
269	Hawaii vs. Southern California, CH	Dec. 19, 1982
249	Penn St. vs. Stanford, CH	Dec. 20, 1997
244	Stanford vs. Texas, NSF	Dec. 14, 1995
240	Hawaii vs. Stanford, NSF	Dec. 17, 1982
240	Pacific vs. Southern California, NSF	Dec. 18, 1981
238	Stanford vs. Penn St., CH	Dec. 20, 1997
238	Southern California vs. Hawaii, CH	Dec. 19, 1982
237	Stanford vs. UCLA, CH	Dec. 16, 1984
236	Southern California vs. Pacific, NSF	Dec. 18, 1981
234	Stanford vs. Texas, NSF	Dec. 17, 1987
226	Stanford vs. Hawaii, NSF	Dec. 17, 1982
219	Stanford vs. Southern California, NSF	Dec. 13, 2007
219	Nebraska vs. Michigan St., NSF	Dec. 14, 1995
219	Texas vs. Stanford, NSF	Dec. 17, 1987
214	Pacific vs. UCLA, NSF	Dec. 17, 1983
212	UCLA vs. Southern California, CH	Dec. 20, 1981
211	Southern California vs. Stanford, NSF	Dec. 14, 2006
211	Penn St. vs. Long Beach St., CH	Dec. 19, 1998
211	Southern California vs. UCLA, N3d	Dec. 22, 1985
210	UCLA vs. Long Beach St., CH	Dec. 21, 1991
200	Texas vs. Stanford, NSF	Dec. 14, 1995
198	Michigan St. vs. Nebraska, NSF	Dec. 14, 1995
197	UCLA vs. Pacific, NSF	Dec. 17, 1983
195	Long Beach St. vs. UCLA, CH	Dec. 21, 1991
195	Southern California vs. UCLA, CH	Dec. 20, 1981
191	Wisconsin vs. Nebraska, CH	Dec. 16, 2000
189	Long Beach St. vs. Penn St., CH	Dec. 19, 1998

HITTING PERCENTAGE, THREE-SET MATCH* (Min. 15 attempts per set)

Pct.	(K-E/TA)	Team vs. Opponent	Date
.449	(51-7/98)	Nebraska vs. Santa Clara, NSF	Dec. 15, 2005
.436	(58-10/110)	Stanford vs. Minnesota, CH	Dec. 18, 2004
.423	(55-11/104)	UCLA vs. Ohio St., NSF	Dec. 12, 1991
.419	(68-16/124)	Stanford vs. Long Beach St., NSF	Dec. 16, 1999
.400	(50-10/100)	Texas vs. Minnesota, NSF	Dec. 17, 2009
.384	(54-16/99)	Long Beach St. vs. Arizona, NSF	Dec. 13, 2001
.381	(56-13/113)	UCLA vs. LSU, NSF	Dec. 12, 1990
.366	(42-12/82)	Long Beach St. vs. Nebraska, CH	Dec. 16, 1989
.358	(39-10/81)	UCLA vs. San Jose St., NSF	Dec. 14, 1984
.356	(94-30/180)	UCLA vs. Florida, NSF	Dec. 17, 1992
.350	(55-13/120)	Stanford vs. Hawaii, CH	Dec. 21, 1996
.347	(49-14/101)	Penn St. vs. California, NSF	Dec. 13, 2007
.338	(60-15/133)	Washington vs. Tennessee, NSF	Dec. 15, 2005
.329	(67-12/167)	Hawaii vs. Illinois, NSF	Dec. 17, 1987
.326	(63-21/129)	Stanford vs. Long Beach St., CH	Dec. 15, 2001
.316	(37-13/76)	Long Beach St. vs. Florida, NSF	Dec. 16, 1993
.315	(51-12/124)	Stanford vs. Washington, NSF	Dec. 14, 2006
.308	(56-19/120)	Pacific vs. Nebraska, CH	Dec. 20, 1986
.307	(57-18/127)	Hawaii vs. Florida, NSF	Dec. 19, 1996
.294	(47-17/102)	Long Beach St. vs. Florida, NSF	Dec. 17, 1998
.283	(59-20/138)	Pacific vs. Texas, NSF	Dec. 18, 1986
.281	(69-24/160)	Florida vs. UCLA, NSF	Dec. 17, 1992
.273	(57-19/139)	Hawaii vs. Stanford, NSF	Dec. 17, 1983
.273	(62-23/143)	Southern California vs. San Diego St., NSF	Dec. 17, 1982
.271	(61-19/155)	Texas vs. Hawaii, CH	Dec. 17, 1988
.270	(54-21/122)	Stanford vs. Nebraska, NSF	Dec. 13, 2001
.270	(55-21/126)	Minnesota vs. Stanford, CH	Dec. 18, 2004
.268	(55-18/138)	Stanford vs. Pacific, NSF	Dec. 14, 1984
.267	(55-19/135)	Southern California vs. Minnesota, NSF	Dec. 18, 2003
.265	(60-25/132)	Nebraska vs. UCLA, NSF	Dec. 14, 1989

HITTING PERCENTAGE, FOUR-SET MATCH* (Min. 15 attempts per set)

Pct.	(K-E/TA)	Team vs. Opponent	Date
.349	(87-14/209)	Pacific vs. Stanford, CH	Dec. 22, 1985
.321	(58-14/137)	Stanford vs. Southern California, CH	Dec. 21, 2002
.296	(101-35/223)	Nebraska vs. Texas, CH	Dec. 16, 1995
.296	(63-16/159)	Nebraska vs. Hawaii, NSF	Dec. 14, 2000
.284	(78-28/176)	Southern California vs. Stanford, CH	Dec. 21, 2002
.278	(88-31/205)	Stanford vs. Pacific, CH	Dec. 22, 1985
.276	(54-12/152)	Penn St. vs. Hawaii, NSF	Dec. 17, 2009
.265	(61-25/136)	UCLA vs. San Diego St., NSF	Dec. 18, 1981
.259	(73-30/166)	Pacific vs. Nebraska, NSF	Dec. 12, 1990
.258	(66-25/159)	Nebraska vs. Stanford, NSF	Dec. 18, 1986
.257	(71-22/191)	Stanford vs. Washington, NSF	Dec. 16, 2004
.251	(76-30/183)	Stanford vs. UCLA, CH	Dec. 19, 1992
.250	(68-25/172)	Southern California vs. Florida, CH	Dec. 20, 2003
.250	(68-25/172)	Hawaii vs. Illinois, NSF	Dec. 15, 1988
.240	(68-28/167)	Nebraska vs. Stanford, CH	Dec. 16, 2006
.237	(61-17/186)	Hawaii vs. Stanford, CH	Dec. 19, 1987
.236	(62-19/182)	Pacific vs. UCLA, NSF	Dec. 20, 1985
.234	(77-29/205)	Penn St. vs. Nebraska, NSF	Dec. 17, 1998
.232	(84-39/194)	Long Beach St. vs. LSU, NSF	Dec. 12, 1991
.231	(82-34/208)	Stanford vs. Long Beach St., NSF	Dec. 17, 1992
.229	(68-29/170)	UCLA vs. Stanford, CH	Dec. 19, 1992
.229	(90-40/218)	BYU vs. Penn St., NSF	Dec. 16, 1993
.229	(59-24/153)	Stanford vs. Nebraska, NSF	Dec. 19, 1996
.228	(79-34/197)	LSU vs. Long Beach St., NSF	Dec. 12, 1991
.226	(53-18/155)	Stanford vs. Southern California, NSF	Dec. 20, 1985
.225	(70-25/200)	Nebraska vs. UCLA, NSF	Dec. 14, 2006
.220	(68-26/191)	Pacific vs. San Jose St., N3d	Dec. 16, 1984
.219	(61-24/169)	Penn St. vs. Long Beach St., CH	Dec. 18, 1993
.213	(66-26/188)	San Jose St. vs. Pacific, N3d	Dec. 16, 1984
.212	(66-25/193)	UCLA vs. Nebraska, NSF	Dec. 14, 2006

HITTING PERCENTAGE, FIVE-SET MATCH* (Min. 15 attempts per set)

Pct.	(K-E/TA)	Team vs. Opponent	Date
.328	(87-25/189)	Long Beach St. vs. Penn St., CH	Dec. 19, 1998
.317	(84-27/180)	Penn St. vs. Stanford, CH	Dec. 15, 2007
.316	(77-22/174)	Texas vs. Stanford, NSF	Dec. 18, 2008
.306	(67-14/173)	Stanford vs. Texas, NSF	Dec. 18, 2008
.305	(66-20/151)	Penn St. vs. Nebraska, NSF	Dec. 18, 2008
.291	(72-19/182)	Stanford vs. Penn St., CH	Dec. 15, 2007
.287	(80-24/195)	Penn St. vs. Pacific, NSF	Dec. 16, 1999
.286	(94-27/234)	Stanford vs. Texas, NSF	Dec. 17, 1987
.269	(84-35/182)	Southern California vs. UCLA, N3d	Dec. 22, 1985
.265	(83-25/219)	Stanford vs. Southern California, NSF	Dec. 13, 2007
.264	(72-25/178)	Nebraska vs. Wisconsin, CH	Dec. 16, 2000
.256	(83-33/195)	Southern California vs. UCLA, CH	Dec. 20, 1981
.255	(110-36/290)	San Diego St. vs. Stanford, N3d	Dec. 19, 1982
.251	(71-25/183)	Texas vs. Penn St., CH	Dec. 19, 2009
.249	(81-32/197)	UCLA vs. Pacific, NSF	Dec. 17, 1983
.247	(64-24/162)	Nebraska vs. Penn St., NSF	Dec. 18, 2008
.246	(72-20/211)	Southern California vs. Stanford, NSF	Dec. 13, 2007
.246	(89-41/195)	Long Beach St. vs. UCLA, CH	Dec. 21, 1991
.245	(108-41/273)	UCLA vs. Stanford, CH	Dec. 16, 1984
.245	(68-19/200)	Texas vs. Stanford, NSF	Dec. 14, 1995
.245	(88-30/237)	Stanford vs. UCLA, CH	Dec. 16, 1984
.244	(92-34/238)	Stanford vs. Penn St., CH	Dec. 20, 1997
.241	(81-32/203)	Pacific vs. Penn St., NSF	Dec. 16, 1999
.237	(86-34/219)	Nebraska vs. Michigan St., NSF	Dec. 14, 1995
.234	(61-20/175)	Penn St. vs. Texas, CH	Dec. 19, 2009
.234	(105-38/286)	Stanford vs. San Diego St., N3d	Dec. 19, 1982
.234	(97-40/244)	Stanford vs. Texas, NSF	Dec. 14, 1995
.229	(82-34/210)	UCLA vs. Long Beach St., CH	Dec. 21, 1991
.227	(70-22/211)	UCLA vs. Southern California, N3d	Dec. 22, 1985
.219	(72-24/219)	Texas vs. Stanford, NSF	Dec. 17, 1987

*Hitting percentage is derived by subtracting errors from kills and dividing that remainder by total attempts.

Setting

Assists not kept on championship box scores before 1984

ASSISTS, THREE-SET MATCH

No.	Team vs. Opponent	Date
84	UCLA vs. Florida, NSF	Dec. 17, 1992
66	Penn St. vs. Florida, NSF	Dec. 18, 1997
65	Florida vs. UCLA, NSF	Dec. 17, 1992
64	Florida vs. Penn St., NSF	Dec. 18, 1997
63	Stanford vs. Long Beach St., NSF	Dec. 16, 1999
60	Stanford vs. Long Beach St., CH	Dec. 15, 2001
59	Texas vs. UCLA, NSF	Dec. 15, 1988
57	Washington vs. Tennessee, NSF	Dec. 15, 2005
57	Hawaii vs. Illinois, NSF	Dec. 17, 1987
56	Stanford vs. Minnesota, CH	Dec. 18, 2004
55	Nebraska vs. UCLA, NSF	Dec. 14, 1989
55	Texas vs. Hawaii, CH	Dec. 17, 1988
54	Southern California vs. Wisconsin, NSF	Dec. 14, 2000
54	Pacific vs. Texas, NSF	Dec. 18, 1986
52	Minnesota vs. Stanford, CH	Dec. 18, 2004
52	Hawaii vs. Texas, CH	Dec. 17, 1988
52	UCLA vs. Texas, NSF	Dec. 15, 1988
51	Nebraska vs. Washington, CH	Dec. 17, 2005
51	Wisconsin vs. Southern California, NSF	Dec. 14, 2000
51	Illinois vs. Hawaii, NSF	Dec. 17, 1987
51	Stanford vs. Pacific, NSF	Dec. 14, 1984
50	Hawaii vs. Florida, NSF	Dec. 19, 1996
50	UCLA vs. Ohio St., NSF	Dec. 12, 1991
50	UCLA vs. LSU, NSF	Dec. 12, 1990
49	Stanford vs. Washington, NSF	Dec. 14, 2006
49	Stanford vs. Hawaii, CH	Dec. 21, 1996
49	LSU vs. UCLA, NSF	Dec. 12, 1990
48	Long Beach St. vs. Arizona, NSF	Dec. 13, 2001
48	Stanford vs. Nebraska, NSF	Dec. 13, 2001
47	Nebraska vs. Santa Clara, NSF	Dec. 15, 2005
47	Southern California vs. Minnesota, NSF	Dec. 18, 2003
47	Pacific vs. Nebraska, CH	Dec. 20, 1986

ASSISTS, FOUR-SET MATCH

No.	Team vs. Opponent	Date
94	Nebraska vs. Texas, CH	Dec. 16, 1995
86	BYU vs. Penn St., NSF	Dec. 16, 1993
84	Long Beach St. vs. Penn St., CH	Dec. 18, 1993
84	Pacific vs. Stanford, CH	Dec. 22, 1985
81	Stanford vs. UCLA, CH	Dec. 17, 1994
78	Long Beach St. vs. LSU, NSF	Dec. 12, 1991
78	Stanford vs. Pacific, CH	Dec. 22, 1985
77	UCLA vs. Stanford, CH	Dec. 17, 1994
75	Stanford vs. Long Beach St., NSF	Dec. 17, 1992
75	LSU vs. Long Beach St., NSF	Dec. 12, 1991
73	Long Beach St. vs. Stanford, NSF	Dec. 17, 1992
72	Stanford vs. UCLA, CH	Dec. 19, 1992
69	Southern California vs. Stanford, CH	Dec. 21, 2002
68	Stanford vs. Washington, NSF	Dec. 16, 2004
67	Stanford vs. Nebraska, CH	Dec. 16, 2006
67	Penn St. vs. BYU, NSF	Dec. 16, 1993
67	Pacific vs. Nebraska, NSF	Dec. 12, 1990
67	Nebraska vs. Stanford, NSF	Dec. 18, 1986
66	Pacific vs. San Jose St., N3d	Dec. 16, 1984
65	Nebraska vs. Stanford, CH	Dec. 16, 2006
65	Southern California vs. Minnesota, NSF	Dec. 16, 2004
65	Stanford vs. Long Beach St., NSF	Dec. 18, 1997
65	Nebraska vs. Stanford, NSF	Dec. 19, 1996
64	UCLA vs. Nebraska, NSF	Dec. 14, 2006
64	Hawaii vs. Nebraska, NSF	Dec. 14, 2000
63	Nebraska vs. UCLA, NSF	Dec. 14, 2006
63	Washington vs. Stanford, NSF	Dec. 16, 2004
63	Florida vs. Hawaii, NSF	Dec. 18, 2003
63	San Jose St. vs. Pacific, N3d	Dec. 16, 1984
62	Southern California vs. Florida, CH	Dec. 20, 2003
62	Nebraska vs. Penn St., NSF	Dec. 17, 1998
62	UCLA vs. Pacific, NSF	Dec. 20, 1985

ASSISTS, FIVE-SET MATCH

No.	Team vs. Opponent	Date
98	UCLA vs. Stanford, CH	Dec. 16, 1984
87	Stanford vs. Texas, NSF	Dec. 14, 1995
84	Stanford vs. Penn St., CH	Dec. 20, 1997
80	Penn St. vs. Stanford, CH	Dec. 20, 1997
79	Stanford vs. Texas, NSF	Dec. 17, 1987
78	Pacific vs. Penn St., NSF	Dec. 16, 1999
78	Nebraska vs. Michigan St., NSF	Dec. 14, 1995
78	Southern California vs. UCLA, N3d	Dec. 22, 1985
78	Stanford vs. UCLA, CH	Dec. 16, 1984
77	UCLA vs. Long Beach St., CH	Dec. 21, 1991
77	Long Beach St. vs. UCLA, CH	Dec. 21, 1991
76	Long Beach St. vs. Penn St., CH	Dec. 19, 1998
75	Penn St. vs. Stanford, CH	Dec. 15, 2007
75	Stanford vs. Southern California, NSF	Dec. 13, 2007
74	Penn St. vs. Pacific, NSF	Dec. 16, 1999
68	Texas vs. Stanford, NSF	Dec. 18, 2008
68	Stanford vs. Penn St., CH	Dec. 15, 2007
68	Nebraska vs. Wisconsin, CH	Dec. 16, 2000
67	Texas vs. Penn St., CH	Dec. 19, 2009
66	Texas vs. Stanford, NSF	Dec. 17, 1987
65	Southern California vs. Stanford, NSF	Dec. 13, 2007
64	Penn St. vs. Nebraska, NSF	Dec. 18, 2008
64	UCLA vs. Southern California, N3d	Dec. 22, 1985
62	Stanford vs. Texas, NSF	Dec. 18, 2008
62	Michigan St. vs. Nebraska, NSF	Dec. 14, 1995
61	Penn St. vs. Long Beach St., CH	Dec. 19, 1998
60	Texas vs. Stanford, NSF	Dec. 14, 1995
60	Penn St. vs. UCLA, NSF	Dec. 15, 1994
59	Nebraska vs. Penn St., NSF	Dec. 18, 2008
59	UCLA vs. Penn St., NSF	Dec. 15, 1994

Service

SERVICE ACES, THREE-SET MATCH

No.	Team vs. Opponent	Date
10	San Diego St. vs. Southern California, NSF	Dec. 17, 1982
8	California vs. Penn St., NSF	Dec. 13, 2007
8	Stanford vs. Washington, NSF	Dec. 14, 2006
8	Long Beach St. vs. Arizona, NSF	Dec. 13, 2001
8	Stanford vs. Long Beach St., NSF	Dec. 16, 1999
8	Hawaii vs. UCLA, CH	Dec. 19, 1983
7	Stanford vs. Ohio St., NSF	Dec. 15, 1994
7	Long Beach St. vs. Florida, NSF	Dec. 16, 1993
7	Nebraska vs. UCLA, NSF	Dec. 14, 1989
7	UCLA vs. San Jose St., NSF	Dec. 14, 1984
7	Southern California vs. San Diego St., NSF	Dec. 17, 1982
6	Penn St. vs. California, NSF	Dec. 13, 2007
6	Washington vs. Tennessee, NSF	Dec. 15, 2005
6	Long Beach St. vs. Stanford, CH	Dec. 15, 2001
6	Hawaii vs. Florida, NSF	Dec. 19, 1996
6	UCLA vs. LSU, NSF	Dec. 12, 1990
5	Penn St. vs. Stanford, CH	Dec. 20, 2008
5	Nebraska vs. Santa Clara, NSF	Dec. 15, 2005
5	Stanford vs. Hawaii, NSF	Dec. 19, 2002
5	Stanford vs. Long Beach St., CH	Dec. 15, 2001
5	Stanford vs. Nebraska, NSF	Dec. 13, 2001
5	Florida vs. UCLA, NSF	Dec. 17, 1992
5	Texas vs. UCLA, NSF	Dec. 15, 1988
4	Washington vs. Nebraska, CH	Dec. 17, 2005
4	Nebraska vs. Washington, CH	Dec. 17, 2005
4	Santa Clara vs. Nebraska, NSF	Dec. 15, 2005
4	Southern California vs. Minnesota, NSF	Dec. 18, 2003
4	Nebraska vs. Stanford, NSF	Dec. 13, 2001
4	Southern California vs. Wisconsin, NSF	Dec. 14, 2000
4	Long Beach St. vs. Stanford, NSF	Dec. 16, 1999
4	Long Beach St. vs. Florida, NSF	Dec. 17, 1998
4	Florida vs. Hawaii, NSF	Dec. 19, 1996
4	UCLA vs. Ohio St., NSF	Dec. 12, 1991
4	UCLA vs. Pacific, CH	Dec. 14, 1990
4	LSU vs. UCLA, NSF	Dec. 12, 1990
4	Texas vs. Hawaii, CH	Dec. 17, 1988
4	Nebraska vs. Pacific, CH	Dec. 20, 1986
4	Pacific vs. Stanford, NSF	Dec. 14, 1984

SERVICE ACES, FOUR-SET MATCH

No.	Team vs. Opponent	Date
14	Hawaii vs. Illinois, NSF	Dec. 15, 1988
12	Pacific vs. UCLA, NSF	Dec. 20, 1985
11	Penn St. vs. BYU, NSF	Dec. 16, 1993
10	Stanford vs. Long Beach St., NSF	Dec. 18, 1997
10	Pacific vs. Stanford, CH	Dec. 22, 1985
9	Stanford vs. Southern California, CH	Dec. 21, 2002
8	Stanford vs. Nebraska, NSF	Dec. 19, 1996
7	Long Beach St. vs. Penn St., CH	Dec. 18, 1993
7	LSU vs. Long Beach St., NSF	Dec. 12, 1991
7	Pacific vs. Nebraska, NSF	Dec. 12, 1990
7	Illinois vs. Hawaii, NSF	Dec. 15, 1988
7	Stanford vs. Nebraska, NSF	Dec. 18, 1986
7	Pacific vs. San Jose St., N3d	Dec. 16, 1984
6	Washington vs. Stanford, NSF	Dec. 16, 2004
6	Southern California vs. Stanford, CH	Dec. 21, 2002
6	UCLA vs. Stanford, CH	Dec. 17, 1994
6	Nebraska vs. Pacific, NSF	Dec. 12, 1990
6	Stanford vs. Pacific, CH	Dec. 22, 1985
6	UCLA vs. Pacific, NSF	Dec. 20, 1985
6	San Diego St. vs. UCLA, NSF	Dec. 18, 1981
5	Nebraska vs. Stanford, CH	Dec. 16, 2006
5	Minnesota vs. Southern California, NSF	Dec. 16, 2004
5	Hawaii vs. Florida, NSF	Dec. 18, 2003
5	Florida vs. Southern California, NSF	Dec. 19, 2002
5	Hawaii vs. Nebraska, NSF	Dec. 14, 2000
5	Nebraska vs. Penn St., NSF	Dec. 17, 1998
5	Nebraska vs. Stanford, NSF	Dec. 19, 1996
5	Texas vs. Nebraska, CH	Dec. 16, 1995
5	BYU vs. Penn St., NSF	Dec. 16, 1993
5	Stanford vs. Southern California, NSF	Dec. 20, 1985
5	Southern California vs. Stanford, NSF	Dec. 20, 1985

SERVICE ACES, FIVE-SET MATCH

No.	Team vs. Opponent	Date
15	Stanford vs. San Diego St., N3d	Dec. 19, 1982
12	Hawaii vs. Stanford, NSF	Dec. 17, 1982
12	Pacific vs. Southern California, NSF	Dec. 18, 1981
11	Hawaii vs. Southern California, CH	Dec. 19, 1982
10	Southern California vs. Hawaii, CH	Dec. 19, 1982
10	San Diego St. vs. Stanford, N3d	Dec. 19, 1982
10	UCLA vs. Southern California, CH	Dec. 20, 1981
9	Stanford vs. Penn St., CH	Dec. 15, 2007
9	Penn St. vs. Long Beach St., CH	Dec. 19, 1998
9	UCLA vs. Long Beach St., CH	Dec. 21, 1991
8	Penn St. vs. Pacific, NSF	Dec. 16, 1999
8	Stanford vs. Texas, NSF	Dec. 14, 1995
8	Stanford vs. Texas, NSF	Dec. 17, 1987
7	Texas vs. Stanford, NSF	Dec. 17, 1987
7	UCLA vs. Stanford, CH	Dec. 16, 1984
7	Stanford vs. UCLA, CH	Dec. 16, 1984
7	UCLA vs. Pacific, NSF	Dec. 17, 1983
6	Stanford vs. Texas, NSF	Dec. 18, 2008
6	Southern California vs. Stanford, NSF	Dec. 13, 2007
6	Wisconsin vs. Nebraska, CH	Dec. 16, 2000
6	Stanford vs. Hawaii, NSF	Dec. 17, 1982
5	Texas vs. Penn St., CH	Dec. 19, 2009
5	Pacific vs. Penn St., NSF	Dec. 16, 1999
5	Southern California vs. UCLA, N3d	Dec. 22, 1985
5	Southern California vs. Pacific, NSF	Dec. 18, 1981
4	Penn St. vs. Texas, CH	Dec. 19, 2009
4	Texas vs. Stanford, NSF	Dec. 18, 2008
4	Nebraska vs. Wisconsin, CH	Dec. 16, 2000
4	UCLA vs. Penn St., NSF	Dec. 15, 1994
4	Southern California vs. UCLA, CH	Dec. 20, 1981

Defense**DIGS, THREE-SET MATCH**

No.	Team vs. Opponent	Date
88	Hawaii vs. Stanford, NSF	Dec. 17, 1983
82	Hawaii vs. Illinois, NSF	Dec. 17, 1987
77	Texas vs. UCLA, NSF	Dec. 15, 1988
76	Pacific vs. Texas, NSF	Dec. 18, 1986
75	Stanford vs. Pacific, NSF	Dec. 14, 1984
71	Illinois vs. Hawaii, NSF	Dec. 17, 1987
70	UCLA vs. Texas, NSF	Dec. 15, 1988
69	Texas vs. Hawaii, CH	Dec. 17, 1988
69	Hawaii vs. UCLA, CH	Dec. 19, 1983
67	Wisconsin vs. Southern California, NSF	Dec. 14, 2000
67	Florida vs. Penn St., NSF	Dec. 18, 1997
65	Hawaii vs. Stanford, NSF	Dec. 19, 2002
65	Texas vs. Pacific, NSF	Dec. 18, 1986
64	Penn St. vs. Stanford, CH	Dec. 20, 2008
63	Penn St. vs. Florida, NSF	Dec. 18, 1997
62	Ohio St. vs. Stanford, NSF	Dec. 15, 1994
61	Washington vs. Nebraska, CH	Dec. 17, 2005
60	Southern California vs. Wisconsin, NSF	Dec. 14, 2000
59	Pacific vs. Nebraska, CH	Dec. 20, 1986
58	Stanford vs. Hawaii, NSF	Dec. 19, 2002
58	Stanford vs. Ohio St., NSF	Dec. 15, 1994
57	Long Beach St. vs. Florida, NSF	Dec. 17, 1998
57	Hawaii vs. Florida, NSF	Dec. 19, 1996
57	Pacific vs. UCLA, CH	Dec. 14, 1990
57	Hawaii vs. Texas, CH	Dec. 17, 1988
56	Minnesota vs. Southern California, NSF	Dec. 18, 2003
55	UCLA vs. Florida, NSF	Dec. 17, 1992
55	Pacific vs. Stanford, NSF	Dec. 14, 1984
54	Stanford vs. Penn St., CH	Dec. 20, 2008
54	Southern California vs. Minnesota, NSF	Dec. 18, 2003

DIGS, FOUR-SET MATCH

No.	Team vs. Opponent	Date
99	Stanford vs. UCLA, CH	Dec. 17, 1994
98	Minnesota vs. Southern California, NSF	Dec. 16, 2004
98	UCLA vs. Stanford, CH	Dec. 17, 1994
98	BYU vs. Penn St., NSF	Dec. 16, 1993
95	Penn St. vs. Nebraska, NSF	Dec. 17, 1998
92	Southern California, NSF	Dec. 16, 2004
92	Nebraska vs. Texas, CH	Dec. 16, 1995
91	UCLA vs. Nebraska, NSF	Dec. 14, 2006
91	Stanford vs. Washington, NSF	Dec. 16, 2004
90	Stanford vs. Hawaii, CH	Dec. 19, 1987
89	Washington vs. Stanford, NSF	Dec. 16, 2004
86	Hawaii vs. Stanford, CH	Dec. 19, 1987
85	Nebraska vs. UCLA, NSF	Dec. 14, 2006
84	Hawaii vs. Illinois, NSF	Dec. 15, 1988
83	Nebraska vs. Penn St., NSF	Dec. 17, 1998
83	Pacific vs. San Jose St., N3d	Dec. 16, 1984
82	Stanford vs. Pacific, CH	Dec. 22, 1985
81	Nebraska vs. Stanford, NSF	Dec. 18, 1986
81	San Jose St. vs. Pacific, N3d	Dec. 16, 1984
79	Long Beach St. vs. Stanford, NSF	Dec. 17, 1992
78	Pacific vs. UCLA, NSF	Dec. 20, 1985
77	Long Beach St. vs. Stanford, NSF	Dec. 18, 1997
77	Long Beach St. vs. LSU, NSF	Dec. 12, 1991
75	Hawaii vs. Penn St., NSF	Dec. 17, 2009
75	Hawaii vs. Florida, NSF	Dec. 18, 2003
75	Stanford vs. Long Beach St., NSF	Dec. 18, 1997
75	Stanford vs. Nebraska, NSF	Dec. 18, 1986
74	Long Beach St. vs. Penn St., CH	Dec. 18, 1993
74	Illinois vs. Hawaii, NSF	Dec. 15, 1988
73	Southern California vs. Florida, CH	Dec. 20, 2003
73	Hawaii vs. Nebraska, NSF	Dec. 14, 2000
73	UCLA vs. Pacific, NSF	Dec. 20, 1985

DIGS, FIVE-SET MATCH

No.	Team vs. Opponent	Date
113	Stanford vs. Penn St., CH	Dec. 20, 1997
109	Stanford vs. Texas, NSF	Dec. 17, 1987
106	UCLA vs. Stanford, CH	Dec. 16, 1984
104	Stanford vs. Southern California, NSF	Dec. 13, 2007
101	Southern California vs. Stanford, NSF	Dec. 13, 2007
100	Stanford vs. Texas, NSF	Dec. 14, 1995
100	UCLA vs. Pacific, NSF	Dec. 17, 1983
98	Penn St. vs. Stanford, CH	Dec. 20, 1997
94	Pacific vs. UCLA, NSF	Dec. 17, 1983
91	UCLA vs. Penn St., NSF	Dec. 15, 1994
86	Long Beach St. vs. UCLA, CH	Dec. 21, 1991
86	Stanford vs. UCLA, CH	Dec. 16, 1984
84	Penn St. vs. Pacific, NSF	Dec. 16, 1999
84	Texas vs. Stanford, NSF	Dec. 14, 1995
82	Long Beach St. vs. Penn St., CH	Dec. 19, 1998
81	Texas vs. Penn St., CH	Dec. 19, 2009
81	Southern California vs. UCLA, N3d	Dec. 22, 1985
80	Penn St. vs. Texas, CH	Dec. 19, 2009
80	Texas vs. Stanford, NSF	Dec. 17, 1987
79	Texas vs. Stanford, NSF	Dec. 18, 2008
77	Pacific vs. Penn St., NSF	Dec. 16, 1999
77	Penn St. vs. UCLA, NSF	Dec. 15, 1994
76	Penn St. vs. Stanford, CH	Dec. 15, 2007
76	Nebraska vs. Michigan St., NSF	Dec. 14, 1995
76	Michigan St. vs. Nebraska, NSF	Dec. 14, 1995
75	Wisconsin vs. Nebraska, CH	Dec. 16, 2000
73	Nebraska vs. Wisconsin, CH	Dec. 16, 2000
67	Penn St. vs. Nebraska, NSF	Dec. 18, 2008
67	Stanford vs. Texas, NSF	Dec. 18, 2008
64	Stanford vs. Penn St., CH	Dec. 15, 2007

Miscellaneous

LONGEST MATCH

Time	Team vs. Opponent	Date
2:43	San Diego St. vs. Stanford, N3d	Dec. 19, 1982
2:37	Penn St. vs. Texas, CH	Dec. 19, 2009
2:35	Nebraska vs. Wisconsin, CH	Dec. 16, 2000
2:31	Texas vs. Stanford, NSF	Dec. 14, 1995
2:30	UCLA vs. Stanford, CH	Dec. 16, 1984
2:30	Hawaii vs. Southern California, CH	Dec. 19, 1982

SHORTEST MATCH

Time	Team vs. Opponent	Date
:50	UCLA vs. San Jose St., NSF	Dec. 14, 1984
1:00	Hawaii vs. Stanford, NSF	Dec. 17, 1983
1:00	San Diego St. vs. Pacific, N3d	Dec. 20, 1981
1:05	Long Beach St. vs. Florida, NSF	Dec. 16, 1993
1:05	Long Beach St. vs. Nebraska, CH	Dec. 16, 1989

YEAR RECORDS

(min. two matches played)

Attack

KILLS (1981-2000)

Team	Year	Sets	Kills
Hawaii	1982	10	189
Nebraska	1995	9	187
Stanford	1982	10	174
Long Beach St.	1991	9	173
San Diego St.	1982	8	167
Southern California	1981	10	163
UCLA	1992	7	162
Stanford	1997	9	161
Stanford	1992	8	158
Penn St.	1997	8	157
Stanford	1987	9	155
Southern California	1982	8	152
Pacific	1985	8	149
Penn St.	1998	9	147
UCLA	1984	8	147
UCLA	1994	9	145
Stanford	1984	8	143
Stanford	1985	8	141
UCLA	1981	9	140

Team	Year	Sets	Kills
UCLA	1991	8	137
UCLA	1985	9	136
Nebraska	2000	9	135
Long Beach St.	1998	8	134
Penn St.	1993	8	131
Texas	1995	9	130

KILLS WITH 30-POINT SCORING FORMAT (2001-07)

Team	Year	Sets	Kills
Stanford	2007	10	155
Southern California	2002	8	139
Nebraska	2006	8	138
Penn St.	2007	8	133
Florida	2003	8	133
Stanford	2004	7	129
Southern California	2003	7	123
Stanford	2006	7	121
Minnesota	2004	7	120
Stanford	2001	6	117

KILLS WITH 25-POINT SCORING FORMAT (2008-PRESENT)

Team	Year	Sets	Kills
Texas	2009	8	121
Penn St.	2009	8	115
Penn St.	2008	8	110
Stanford	2008	8	108

KILLS PER SET (1981-2000)

Team	Year	Sets	Kills	Avg.
UCLA	1992	7	162	23.14
Texas	1988	6	129	21.50
San Diego St.	1982	8	167	20.88
Nebraska	1995	9	187	20.78
Stanford	1992	8	158	19.75
Penn St.	1997	8	157	19.63
Long Beach St.	1991	9	173	19.22
Pacific	1986	6	115	19.17
Southern California	1982	8	152	19.00
Hawaii	1982	10	189	18.90
Pacific	1985	8	149	18.63
UCLA	1984	8	147	18.38
Stanford	1994	7	128	18.29
Hawaii	1988	7	128	18.29
Hawaii	1987	7	128	18.29
Stanford	1997	9	161	17.89
Stanford	1984	8	143	17.88
Long Beach St.	1993	7	125	17.86
Stanford	1999	6	107	17.83
Hawaii	1983	6	107	17.83
Stanford	1985	8	141	17.63
UCLA	1990	6	105	17.50
Stanford	1982	10	174	17.40
Stanford	1987	9	155	17.22
UCLA	1991	8	137	17.13

KILLS PER SET WITH 30-POINT SCORING FORMAT (2001-07)

Team	Year	Sets	Kills	Avg.
Stanford	2001	6	117	19.50
Stanford	2004	7	129	18.43
Washington	2005	6	110	18.33
Southern California	2003	7	123	17.57
Southern California	2002	8	139	17.38
Stanford	2006	7	121	17.29
Nebraska	2006	8	138	17.25
Minnesota	2004	7	120	17.14
Nebraska	2005	6	102	17.00
Penn St.	2007	8	133	16.63
Florida	2003	8	133	16.63

KILLS PER SET WITH 25-POINT SCORING FORMAT (2008-PRESENT)

Team	Year	Sets	Kills	Avg.
Texas	2009	8	121	15.13
Penn St.	2009	8	115	14.38
Penn St.	2008	8	110	13.75
Stanford	2008	8	108	13.50

KILLS (OVERALL)

Team	Year	Sets	Kills
Hawaii	1982	10	189
Nebraska	1995	9	187
Stanford	1982	10	174
Long Beach St.	1991	9	173
San Diego St.	1982	8	167
Southern California	1981	10	163
UCLA	1992	7	162
Stanford	1997	9	161
Stanford	1992	8	158
Penn St.	1997	8	157
Stanford	2007	10	155
Stanford	1987	9	155
Southern California	1982	8	152
Pacific	1985	8	149
Penn St.	1998	9	147
UCLA	1984	8	147
UCLA	1994	9	145
Stanford	1984	8	143
Stanford	1985	8	141
UCLA	1981	9	140
Southern California	2002	8	139
Nebraska	2006	7	138
UCLA	1991	8	137
UCLA	1985	9	136
Nebraska	2000	9	135
Long Beach St.	1998	8	134
Penn St.	2007	8	133
Florida	2003	8	133
Penn St.	1993	8	131
Texas	1995	9	130

TOTAL ATTEMPTS (1981-2000)

Team	Year	Sets	TA
Stanford	1982	10	512
Hawaii	1982	10	509
San Diego St.	1982	8	443
Nebraska	1995	9	442
Stanford	1987	9	432
Southern California	1981	10	431
Stanford	1997	9	425
Penn St.	1997	8	418
Penn St.	1998	9	416
UCLA	1994	9	412
UCLA	1985	9	398
Texas	1995	9	397
Stanford	1992	8	391
Pacific	1985	8	391
Long Beach St.	1991	9	389
Penn St.	1993	8	387
Southern California	1982	8	381
Stanford	1984	8	375
Pacific	1981	8	370
Stanford	1985	8	360
UCLA	1984	8	354
Hawaii	1987	7	353
UCLA	1992	7	350
Pacific	1984	7	350
UCLA	1981	9	348

TOTAL ATTEMPTS WITH 30-POINT SCORING FORMAT (2001-07)

Team	Year	Sets	TA
Stanford	2007	10	401
Nebraska	2006	8	367
Florida	2003	8	357
Southern California	2002	8	347
Minnesota	2004	7	322
Stanford	2006	7	307
Southern California	2003	7	307
Stanford	2004	7	301
Penn St.	2007	8	281
Stanford	2002	7	274

TOTAL ATTEMPTS WITH 25-POINT SCORING FORMAT (2008-PRESENT)

Team	Year	Sets	TA
Penn St.	2009	8	327
Stanford	2008	8	314
Texas	2009	8	283
Penn St.	2008	8	281

ATTEMPTS PER SET (1981-2000)

Team	Year	Sets	TA	Avg.
San Diego St.	1982	8	443	55.38
Texas	1988	6	327	54.50
Penn St.	1997	8	418	52.25
Stanford	1982	10	512	51.20
Hawaii	1982	10	509	50.90
Hawaii	1987	7	353	50.43
UCLA	1992	7	350	50.00
Pacific	1984	7	350	50.00
Stanford	1994	7	345	49.29
Nebraska	1995	9	442	49.11
Stanford	1992	8	391	48.88
Pacific	1985	8	391	48.88
Penn St.	1993	8	387	48.38
Stanford	1987	9	432	48.00
Southern California	1982	8	381	47.63
Hawaii	1988	7	333	47.57
Stanford	1997	9	425	47.22
Stanford	1984	8	375	46.88
Pacific	1981	8	370	46.25
Penn St.	1998	9	416	46.22
UCLA	1994	9	412	45.78
Stanford	1985	8	360	45.00
Hawaii	1983	6	270	45.00
UCLA	1984	8	354	44.25
UCLA	1985	9	398	44.22

ATTEMPTS PER SET WITH 30-POINT SCORING FORMAT (2001-07)

Team	Year	Sets	TA	Avg.
Minnesota	2004	7	322	46.00
Nebraska	2006	8	367	45.88
Florida	2003	8	357	44.63
Washington	2005	6	264	44.00
Stanford	2006	7	307	43.86
Southern California	2003	7	307	43.86
Southern California	2002	8	347	43.38
Stanford	2004	7	301	43.00
Stanford	2001	6	251	41.83
Nebraska	2005	6	248	41.33

ATTEMPTS PER SET WITH 25-POINT SCORING FORMAT (2008-PRESENT)

Team	Year	Sets	TA	Avg.
Penn St.	2009	8	327	40.88
Stanford	2008	8	314	39.25
Texas	2009	8	283	35.38
Penn St.	2008	8	281	35.13

TOTAL ATTEMPTS (OVERALL)

Team	Year	Sets	TA
Stanford	1982	10	512
Hawaii	1982	10	509
San Diego St.	1982	8	443
Nebraska	1995	9	442
Stanford	1987	9	432
Southern California	1981	10	431
Stanford	1997	9	425
Penn St.	1997	8	418
Penn St.	1998	9	416
UCLA	1994	9	412
Stanford	2007	10	401
UCLA	1985	9	398
Texas	1995	9	397
Stanford	1992	8	391
Pacific	1985	8	391
Long Beach St.	1991	9	389
Penn St.	1993	8	387
Southern California	1982	8	381
Stanford	1984	8	375
Pacific	1981	8	370
Nebraska	2006	8	367
Stanford	1985	8	360
Florida	2003	8	357
UCLA	1984	8	354
Hawaii	1987	7	353
UCLA	1992	7	350
Pacific	1984	7	350
UCLA	1981	9	348
Southern California	2002	8	347
Stanford	1994	7	345

HITTING PERCENTAGE* (1981-2000)

Team	Year	Sets	K-E/TA	Pct.
UCLA.....	1990	6	105-29/238	.319
Long Beach St.....	1998	8	134-42/291	.316
Pacific.....	1985	8	149-33/391	.297
Pacific.....	1986	6	115-39/258	.295
UCLA.....	1992	7	162-59/350	.294
UCLA.....	1991	8	137-45/314	.293
Stanford.....	1996	7	114-37/273	.282
Hawaii.....	1987	7	128-29/353	.280
Nebraska.....	2000	9	135-41/336	.280
UCLA.....	1984	8	147-51/354	.271
Penn St.....	1999	8	128-43/316	.269
Long Beach St.....	1989	7	101-40/228	.268
Nebraska.....	1995	9	187-69/442	.267
Texas.....	1988	6	129-44/327	.260
Stanford.....	1985	8	141-49/360	.256
Hawaii.....	1983	6	107-38/270	.256
Stanford.....	1984	8	143-48/375	.253
Stanford.....	1987	9	155-50/432	.243
Stanford.....	1992	8	158-64/391	.240
Long Beach St.....	1991	9	173-80/389	.239
San Diego St.....	1982	8	167-62/443	.237
Southern California.....	1982	8	152-63/381	.234
Long Beach St.....	1993	7	125-60/279	.233
Penn St.....	1997	8	157-61/418	.230
Stanford.....	1997	9	161-64/425	.228

HITTING PERCENTAGE* WITH 30-POINT SCORING FORMAT (2001-07)

Team	Year	Sets	K-E/TA	Pct.
Penn St.....	2007	8	133-41/281	.327
Stanford.....	2004	7	129-32/301	.322
Stanford.....	2001	6	117-42/251	.299
Nebraska.....	2005	6	102-31/244	.291
Washington.....	2005	6	110-34/264	.288
Long Beach St.....	2001	6	96-35/215	.284
Stanford.....	2007	10	155-44/401	.277
Stanford.....	2002	7	106-33/274	.266
Southern California.....	2003	7	121-44/307	.251
Stanford.....	2006	7	121-46/307	.244

HITTING PERCENTAGE* WITH 25-POINT SCORING FORMAT (2008-PRESENT)

Team	Year	Sets	K-E/TA	Pct.
Texas.....	2009	8	121-35/283	.304
Penn St.....	2009	8	115-32/327	.254
Penn St.....	2008	8	110-41/281	.246
Stanford.....	2008	8	108-35/314	.232

*Hitting percentage is derived by subtracting errors from kills and dividing that remainder by total attempts.

**HITTING PERCENTAGE (OVERALL)
(Min. 15 attempts per set)**

Team	Year	Sets	K-E/TA	Pct.
Penn St.....	2007	8	133-41/281	.327
Stanford.....	2004	7	129-32/301	.322
UCLA.....	1990	6	105-29/238	.319
Long Beach St.....	1998	8	134-42/291	.316
Texas.....	2009	8	121-35/283	.304
Stanford.....	2001	6	117-42/251	.299
Pacific.....	1985	8	149-33/391	.297
Pacific.....	1986	6	115-39/258	.295
UCLA.....	1992	7	162-59/350	.294
UCLA.....	1991	8	137-45/314	.293
Nebraska.....	2005	6	102-31/244	.291
Washington.....	2005	6	110-34/264	.288
Long Beach St.....	2001	6	96-35/215	.284
Stanford.....	1996	7	114-37/273	.282
Hawaii.....	1987	7	128-29/353	.280
Nebraska.....	2000	9	135-41/336	.280
Stanford.....	2007	10	155-44/401	.277
UCLA.....	1984	8	147-51/354	.271
Penn St.....	1999	8	128-43/316	.269
Long Beach St.....	1989	7	101-40/228	.268
Nebraska.....	1995	9	187-69/442	.267
Stanford.....	2002	7	106-33/274	.266
Texas.....	1988	6	129-44/327	.260
Stanford.....	1985	8	141-49/360	.256
Hawaii.....	1983	6	107-38/270	.256

Team	Year	Sets	K-E/TA	Pct.
Penn St.....	2009	8	115-32/327	.254
Stanford.....	1984	8	143-48/375	.253
Southern California.....	2003	7	121-44/307	.251
Penn St.....	2008	8	110-41/281	.246
Stanford.....	2006	7	121-46/307	.244

Setting

Assists not kept on championship box scores before 1984

ASSISTS (1984-2000)

Team	Year	Sets	Assists
Nebraska.....	1995	9	172
Long Beach St.....	1991	9	155
Stanford.....	1997	9	149
Stanford.....	1992	8	147
Penn St.....	1997	8	146
UCLA.....	1992	7	144
Pacific.....	1985	8	141
UCLA.....	1994	9	136
Stanford.....	1987	9	133
Stanford.....	1984	8	129
UCLA.....	1991	8	127
Penn St.....	1993	8	126
UCLA.....	1985	9	126
UCLA.....	1984	8	126
Nebraska.....	2000	9	125
Stanford.....	1985	8	125
Penn St.....	1998	9	122
Stanford.....	1994	7	121
Long Beach St.....	1993	7	120
Penn St.....	1999	8	118
Texas.....	1995	9	115
Southern California.....	1985	9	115
Texas.....	1988	6	114
Long Beach St.....	1998	8	113
Hawaii.....	1988	7	111

ASSISTS WITH 30-POINT SCORING FORMAT (2001-07)

Team	Year	Sets	Assists
Stanford.....	2007	10	143
Nebraska.....	2006	8	128
Southern California.....	2002	8	125
Stanford.....	2004	7	124
Florida.....	2003	8	124
Penn St.....	2007	8	121
Stanford.....	2006	7	116
Minnesota.....	2004	7	111
Southern California.....	2003	7	109
Stanford.....	2001	6	108

ASSISTS WITH 25-POINT SCORING FORMAT (2008-PRESENT)

Team	Year	Sets	Assists
Texas.....	2009	8	111
Penn St.....	2009	8	107
Penn St.....	2008	8	107
Stanford.....	2008	8	101

ASSISTS PER SET (1984-2000)

Team	Year	Sets	Assists	Avg.
UCLA.....	1992	7	144	20.57
Nebraska.....	1995	9	172	19.11
Texas.....	1988	6	114	19.00
Stanford.....	1992	8	147	18.38
Penn St.....	1997	8	146	18.25
Pacific.....	1985	8	141	17.63
Stanford.....	1994	7	121	17.29
Long Beach St.....	1991	9	155	17.22
Long Beach St.....	1993	7	120	17.14
Pacific.....	1986	6	101	16.83
Stanford.....	1997	9	149	16.56
Stanford.....	1999	6	98	16.33
Stanford.....	1984	8	129	16.13
UCLA.....	1991	8	127	15.88
Hawaii.....	1988	7	111	15.86
Penn St.....	1993	8	126	15.75
UCLA.....	1984	8	126	15.75
Pacific.....	1990	7	110	15.71
Stanford.....	1985	8	125	15.63

Team	Year	Sets	Assists	Avg.
Pacific.....	1984	7	108	15.43
UCLA.....	1990	6	92	15.33
Nebraska.....	1986	7	106	15.14
UCLA.....	1994	9	136	15.11
Hawaii.....	1987	7	104	14.86
Stanford.....	1987	9	133	14.78

ASSISTS PER SET WITH 30-POINT SCORING FORMAT (2001-07)

Team	Year	Sets	Assists	Avg.
Stanford.....	2001	6	108	18.00
Stanford.....	2004	7	124	17.71
Washington.....	2005	6	103	17.17
Stanford.....	2006	7	116	16.57
Nebraska.....	2005	6	98	16.33
Nebraska.....	2006	8	128	16.00
Minnesota.....	2004	7	111	15.86
Southern California.....	2002	8	125	15.63
Southern California.....	2003	7	109	15.57
Florida.....	2003	8	124	15.50

ASSISTS PER SET WITH 25-POINT SCORING FORMAT (2008-PRESENT)

Team	Year	Sets	Assists	Avg.
Texas.....	2009	8	111	13.88
Penn St.....	2009	8	107	13.38
Penn St.....	2008	8	107	13.38
Stanford.....	2008	8	101	12.63

ASSISTS (OVERALL)

Team	Year	Sets	Assists
Nebraska.....	1995	9	172
Long Beach St.....	1991	9	155
Stanford.....	1997	9	149
Stanford.....	1992	8	147
Penn St.....	1997	8	146
UCLA.....	1992	7	144
Stanford.....	2007	10	143
Pacific.....	1985	8	141
UCLA.....	1994	9	136
Stanford.....	1987	9	133
Stanford.....	1984	8	129
Nebraska.....	2006	8	128
UCLA.....	1991	8	127
Penn St.....	1993	8	126
UCLA.....	1985	9	126
UCLA.....	1984	8	126
Southern California.....	2002	8	125
Nebraska.....	2000	9	125
Stanford.....	1985	8	125
Stanford.....	2004	7	124
Florida.....	2003	8	124
Penn St.....	1998	9	122
Penn St.....	2007	8	121
Stanford.....	1994	7	121
Long Beach St.....	1993	7	120
Penn St.....	1999	8	118
Stanford.....	2006	7	116
Texas.....	1995	9	115
Southern California.....	1985	9	115
Texas.....	1988	6	114

Service

SERVICE ACES (1981-2000)

Team	Year	Sets	Aces
Hawaii.....	1982	10	26
Pacific.....	1985	8	22
Stanford.....	1982	10	21
San Diego St.....	1982	8	20
Southern California.....	1982	8	17
Hawaii.....	1988	7	16
Long Beach St.....	1993	7	14
Penn St.....	1993	8	14
UCLA.....	1984	8	14
Penn St.....	1998	9	13
Stanford.....	1997	9	13
UCLA.....	1991	8	13
Pacific.....	1981	8	13

Team	Year	Sets	Aces
UCLA.....	1981	9	13
Stanford.....	1996	7	11
Long Beach St.....	1989	7	11
Stanford.....	1985	8	11
Pacific.....	1984	7	11
UCLA.....	1994	9	10
UCLA.....	1990	6	10
Nebraska.....	1989	6	10
Stanford.....	1987	9	10
Southern California.....	1985	8	10
Stanford.....	1984	8	10
Hawaii.....	1983	6	10
UCLA.....	1983	8	10

SERVICE ACES WITH 30-POINT SCORING FORMAT (2001-07)

Team	Year	Sets	Aces
Stanford.....	2002	7	14
Long Beach St.....	2001	6	14
Stanford.....	2006	7	12
Washington.....	2005	6	10
Southern California.....	2002	8	10
Stanford.....	2001	6	10
Stanford.....	2007	10	9
Nebraska.....	2006	8	9
Nebraska.....	2005	6	9
Penn St.....	2007	8	8

SERVICE ACES WITH 25-POINT SCORING FORMAT (2008-PRESENT)

Team	Year	Sets	Aces
Stanford.....	2008	8	8
Penn St.....	2009	8	7
Texas.....	2009	8	7
Penn St.....	2008	8	6

SERVICE ACES PER SET (1981-2000)

Team	Year	Sets	Aces	Avg.
Pacific.....	1985	8	22	2.75
Hawaii.....	1982	10	26	2.60
San Diego St.....	1982	8	20	2.50
Hawaii.....	1988	7	16	2.29
Southern California.....	1982	8	17	2.13
Stanford.....	1982	10	21	2.10
Long Beach St.....	1993	7	14	2.00
Penn St.....	1993	8	14	1.75
UCLA.....	1984	8	14	1.75
UCLA.....	1990	6	10	1.67
Nebraska.....	1989	6	10	1.67
Hawaii.....	1983	6	10	1.67
UCLA.....	1991	8	13	1.63
Pacific.....	1981	8	13	1.63
Stanford.....	1996	7	11	1.57
Long Beach St.....	1989	7	11	1.57
Pacific.....	1984	7	11	1.57
Stanford.....	1999	6	9	1.50
Texas.....	1988	6	9	1.50
Penn St.....	1998	9	13	1.44
Stanford.....	1997	9	13	1.44
UCLA.....	1981	9	13	1.44
Stanford.....	1985	8	11	1.38
Hawaii.....	1996	6	8	1.33
San Diego St.....	1981	7	9	1.29

SERVICE ACES PER SET WITH 30-POINT SCORING FORMAT (2001-07)

Team	Year	Sets	Aces	Avg.
Long Beach St.....	2001	6	14	2.33
Stanford.....	2002	7	14	2.00
Stanford.....	2006	7	12	1.71
Washington.....	2005	6	10	1.67
Stanford.....	2001	6	10	1.67
Nebraska.....	2005	6	9	1.50
Southern California.....	2002	8	10	1.25
Nebraska.....	2006	8	9	1.13
Penn St.....	2007	8	8	1.00
Southern California.....	2003	7	7	1.00

SERVICE ACES PER SET WITH 25-POINT SCORING FORMAT (2008-PRESENT)

Team	Year	Sets	Aces	Avg.
Stanford	2008	8	8	1.00
Penn St.	2009	8	7	0.88
Texas	2009	8	7	0.88
Penn St.	2008	8	6	0.75

SERVICE ACES (OVERALL)

Team	Year	Sets	Aces
Hawaii	1982	10	26
Pacific	1985	8	22
Stanford	1982	10	21
San Diego St.	1982	8	20
Southern California	1982	8	17
Hawaii	1988	7	16
Stanford	2002	7	14
Long Beach St.	2001	6	14
Long Beach St.	1993	7	14
Penn St.	1993	8	14
UCLA	1984	8	14
Penn St.	1998	9	13
Stanford	1997	9	13
UCLA	1991	8	13
Pacific	1981	8	13
UCLA	1981	9	13
Stanford	2006	7	12
Stanford	1996	7	11
Long Beach St.	1989	7	11
Stanford	1985	8	11
Pacific	1984	7	11
Washington	2005	6	10
Southern California	2002	8	10
Stanford	2001	6	10
UCLA	1994	9	10
UCLA	1990	6	10
Nebraska	1989	6	10
Stanford	1987	9	10
Southern California	1985	8	10
Stanford	1984	8	10
Hawaii	1983	6	10
UCLA	1983	8	10

Defense

DIGS (1981-2000)

Team	Year	Sets	Digs
Stanford	1987	9	199
UCLA	1994	9	189
Stanford	1997	9	188
Nebraska	1995	9	168
Hawaii	1987	7	168
Long Beach St.	1991	9	163
Penn St.	1997	8	161
Stanford	1984	8	161
Stanford	1994	7	157
Hawaii	1983	6	157
Penn St.	1998	9	155
Texas	1995	10	155
Pacific	1985	8	148
Texas	1988	6	146
UCLA	1983	8	143
Wisconsin	2000	8	142
Hawaii	1988	7	141
UCLA	1984	8	140
Long Beach St.	1998	8	139
Pacific	1984	7	138
Stanford	1992	8	136
Pacific	1986	6	135
Penn St.	1993	8	133
Nebraska	2000	9	132
Southern California	1985	9	132

DIGS WITH 30-POINT SCORING FORMAT (2001-07)

Team	Year	Sets	Digs
Stanford	2007	10	168
Nebraska	2006	8	155
Stanford	2004	7	136
Minnesota	2004	7	134

Team	Year	Sets	Digs
Florida	2003	8	130
Southern California	2003	7	127
Southern California	2002	8	124
Penn St.	2007	8	111
Washington	2005	6	111
Stanford	2006	7	110

DIGS WITH 25-POINT SCORING FORMAT (2008-PRESENT)

Team	Year	Sets	Digs
Penn St.	2009	8	146
Penn St.	2008	8	131
Stanford	2008	8	121
Texas	2009	8	117

DIGS PER SET (1981-2000)

Team	Year	Sets	Digs	Avg.
Hawaii	1983	6	157	26.17
Texas	1988	6	146	24.33
Hawaii	1987	7	168	24.00
Pacific	1986	6	135	22.50
Stanford	1994	7	157	22.43
Stanford	1987	9	199	22.11
UCLA	1994	9	189	21.00
Stanford	1997	9	188	20.89
Hawaii	1988	7	141	20.14
Penn St.	1997	8	161	20.13
Stanford	1984	8	161	20.13
Pacific	1984	7	138	19.71
Nebraska	1995	9	168	18.67
Nebraska	1986	7	130	18.57
Pacific	1985	8	148	18.50
Long Beach St.	1991	9	163	18.11
UCLA	1983	8	143	17.88
Wisconsin	2000	8	142	17.75
UCLA	1984	8	140	17.50
Long Beach St.	1998	8	139	17.38
Penn St.	1998	9	155	17.22
Stanford	1992	8	136	17.00
UCLA	1990	6	101	16.83
Penn St.	1993	8	133	16.63
UCLA	1992	7	116	16.57

DIGS PER SET WITH 30-POINT SCORING FORMAT (2001-07)

Team	Year	Sets	Digs	Avg.
Stanford	2004	7	136	19.43
Nebraska	2006	8	155	19.38
Minnesota	2004	7	134	19.14
Washington	2005	6	111	18.50
Southern California	2003	7	127	18.14
Stanford	2007	10	168	16.80
Florida	2003	8	130	16.25
Stanford	2006	7	110	15.71
Southern California	2002	8	124	15.50
Stanford	2002	7	108	15.43

DIGS PER SET WITH 25-POINT SCORING FORMAT (2008-PRESENT)

Team	Year	Sets	Digs	Avg.
Penn St.	2009	8	146	18.25
Penn St.	2008	8	131	16.38
Stanford	2008	8	121	15.13
Texas	2009	8	117	14.63

DIGS (OVERALL)

Team	Year	Sets	Digs
Stanford	1987	9	199
UCLA	1994	9	189
Stanford	1997	9	188
Stanford	2007	10	168
Nebraska	1995	9	168
Hawaii	1987	7	168
Long Beach St.	1991	9	163
Penn St.	1997	8	161
Stanford	1984	8	161
Stanford	1994	7	157
Hawaii	1983	6	157
Nebraska	2006	8	155
Penn St.	1998	9	155
Texas	1995	10	155

Team	Year	Sets	Digs
Pacific	1985	8	148
Penn St.....	2009	8	146
Texas	1988	6	146
UCLA.....	1983	8	143
Wisconsin	2000	8	142
Hawaii	1988	7	141
UCLA.....	1984	8	140
Long Beach St.....	1998	8	139
Pacific.....	1984	7	138
Stanford.....	2004	7	136
Stanford.....	1992	8	136
Pacific.....	1986	6	135
Minnesota	2004	7	134
Penn St.....	1993	8	133
Nebraska.....	2000	9	132
Southern California.....	1985	9	132



NCAA VOLLEYBALL

Championship Match Records

Individual Records.....	40
Individual Leaders	41
Team Records	45
Team Leaders.....	46



Individual Records

Official NCAA volleyball records began with the 1981 season and are based on information submitted to the NCAA statistics service by institutions participating in the statistics rankings. In statistical rankings, the rounding of percentages and/or averages may indicate ties where none exists. In these cases, the numerical order of the rankings is accurate.

The format of a match changed in 2008. The term "game" was changed to "set." Also, scoring for each set moved from 30 points to 25 points, except in matches that go to the full five sets, in which the winning score in the fifth set remains 15 points.

The match format previously changed in 2001, with scoring for each set moving from 15 points to 30 points, except in matches that went to the full five sets, in which the winning score in the fifth set remained 15 points.

In reflection of these changes, category leaders under the different scoring formats are separated in order to not eliminate the achievements of those student-athletes who played with the previous format.

Information on blocking has not been included in the following records since there appeared to be a significant variance in the methods by which blocking statistics were kept during the 1980s. Research continues to determine a standard by which to measure blocking statistics for NCAA record-keeping purposes.

Attack

KILLS

Three-set match

29—Ogonna Nnamani, Stanford vs. Minnesota, Dec. 18, 2004

Four-set match

28—Nichelle Burton, Long Beach St. vs. Penn St., Dec. 18, 1993

Five-set match

34—Destinee Hooker, Texas vs. Penn St., Dec. 19, 2009

TOTAL ATTEMPTS

Three-set match

54—Logan Tom, Stanford vs. Long Beach St., Dec. 15, 2001

Four-set match

67—Kristin Folkl, Stanford vs. UCLA, Dec. 17, 1994

Five-set match

85—Tracy Clark, Southern California vs. Hawaii, Dec. 19, 1982

HITTING PERCENTAGE*

10-14 attempts

.571—Lisa Hudak, UCLA vs. Pacific, Dec. 14, 1990 (8-0/14)

15-19 attempts

.667—Joyce Kaapuni, Hawaii vs. UCLA, Dec. 19, 1983 (10-0/15)

20 or more attempts

.594—Teri McGrath, Pacific vs. Stanford, Dec. 22, 1985 (20-1/32)

*Hitting percentage is derived by subtracting errors from kills and dividing that remainder by total attempts.

Setting

ASSISTS

Three-set match

56—Robyn Lewis, Stanford vs. Long Beach St., Dec. 15, 2001

Four-set match

87—Christy Johnson, Nebraska vs. Texas, Dec. 16, 1995

Five-set match

81—Michelle Boyette, UCLA vs. Stanford, Dec. 16, 1984

Service

SERVICE ACES

Three-set match

4—Brittany Hochevar, Long Beach St. vs. Stanford, Dec. 15, 2001; Joyce Kaapuni, Hawaii vs. UCLA, Dec. 19, 1983

Four-set match

4—Keao Burdine, Southern California vs. Stanford, Dec. 21, 2002; Logan Tom, Stanford vs. Southern California, Dec. 21, 2002

Five-set match

5—Bryn Kehoe, Stanford vs. Penn St., Dec. 15, 2007

Defense

DIGS

Three-set match

18—Roberta Holehouse, Penn St. vs. Stanford, Oct. 13, 2006

Four-set match

29—Teresa Smith, Stanford vs. Hawaii, Dec. 19, 1987

Five-set match

30—Lisa Sharpley, Stanford vs. Penn St., Dec. 20, 1997; Kerri Walsh, Stanford vs. Penn St., Dec. 20, 1997

Individual Leaders

SINGLE-MATCH RECORDS

Attack

KILLS, THREE-SET MATCH

No.	Player, Team vs. Opponent	Date
29	Ogonna Nnamani, Stanford vs. Minnesota	Dec. 18, 2004
28	Tee Williams, Hawaii vs. Texas	Dec. 17, 1988
25	Logan Tom, Stanford vs. Long Beach St.	Dec. 15, 2001
20	Lauren Cacciamani, Penn St. vs. Stanford	Dec. 18, 1999
20	Tara Gross, Long Beach St. vs. Nebraska	Dec. 16, 1989
19	Ogonna Nnamani, Stanford vs. Long Beach St.	Dec. 15, 2001
18	Tayyiba Haneef, Long Beach St. vs. Stanford	Dec. 15, 2001
17	Kerri Walsh, Stanford vs. Hawaii	Dec. 21, 1996
17	Dawn Davenport, Texas vs. Hawaii	Dec. 17, 1988
16	Megan Hodge, Penn St. vs. Stanford	Dec. 20, 2008
16	Sarah Pavan, Nebraska vs. Washington	Dec. 17, 2005
16	Kristin Folkl, Stanford vs. Hawaii	Dec. 21, 1996
16	Dagmara Szyszcak, Texas vs. Hawaii	Dec. 17, 1988
16	Deidre Collins, Hawaii vs. UCLA	Dec. 19, 1983
15	Alix Klineman, Stanford vs. Penn St.	Dec. 20, 2008
15	Christal Morrison, Washington vs. Nebraska	Dec. 17, 2005
15	Liz Masakayan, UCLA vs. Hawaii	Dec. 19, 1983
14	Teri McGrath, Pacific vs. Nebraska	Dec. 20, 1986
13	Erin Martin, Minnesota vs. Stanford	Dec. 18, 2004
13	Trisha Bratford, Minnesota vs. Stanford	Dec. 18, 2004
13	Krissy Fifer, Pacific vs. UCLA	Dec. 14, 1990
13	Enid Schonewise, Nebraska vs. Pacific	Dec. 20, 1986
13	Elaina Oden, Pacific vs. Nebraska	Dec. 20, 1986
12	Sanja Tomasevic, Washington vs. Nebraska	Dec. 17, 2005
12	Jennifer Saleaumua, Nebraska vs. Washington	Dec. 17, 2005
12	Marissa Hatchett, UCLA vs. Pacific	Dec. 14, 1990
12	Natalie Williams, UCLA vs. Pacific	Dec. 14, 1990
11	Cynthia Barboza, Stanford vs. Penn St.	Dec. 20, 2008
11	Kerri Walsh, Stanford vs. Penn St.	Dec. 18, 1999
11	Cecelia Goods, Hawaii vs. Stanford	Dec. 21, 1996
11	Cathey Scotlan, Pacific vs. UCLA	Dec. 14, 1990
11	Eileen Shannon, Nebraska vs. Long Beach St.	Dec. 16, 1989
11	Karrie Trieschman, Hawaii vs. Texas	Dec. 17, 1988
11	Dorothy Hert, Pacific vs. Nebraska	Dec. 20, 1986

KILLS, FOUR-SET MATCH

No.	Player, Team vs. Opponent	Date
28	Nichelle Burton, Long Beach St. vs. Penn St.	Dec. 18, 1993
27	Kim Oden, Stanford vs. Pacific	Dec. 22, 1985
25	Billie Winsett, Nebraska vs. Texas	Dec. 16, 1995
25	Kate Crnich, Nebraska vs. Texas	Dec. 16, 1995
25	Kristin Folkl, Stanford vs. UCLA	Dec. 17, 1994
25	Jen Reimers, Penn St. vs. Long Beach St.	Dec. 18, 1993
24	Elaina Oden, Pacific vs. Stanford	Dec. 22, 1985
24	Keao Burdine, Southern California vs. Florida	Dec. 20, 2003
23	Marnie Triefenbach, Stanford vs. UCLA	Dec. 17, 1994
23	Jenny Johnson, UCLA vs. Stanford	Dec. 17, 1994
23	Annett Buckner, UCLA vs. Stanford	Dec. 17, 1994
22	Sarah Pavan, Nebraska vs. Stanford	Dec. 16, 2006
22	Barbra Fontana, Stanford vs. Pacific	Dec. 22, 1985
21	Danielle Scott, Long Beach St. vs. Penn St.	Dec. 18, 1993
21	Bev Oden, Stanford vs. UCLA	Dec. 19, 1992
21	Natalie Williams, UCLA vs. Stanford	Dec. 19, 1992
21	Tee Williams, Hawaii vs. Stanford	Dec. 19, 1987
20	Demetria Sance, Texas vs. Nebraska	Dec. 16, 1995
20	Elaine Youngs, UCLA vs. Stanford	Dec. 19, 1992
20	Teri McGrath, Pacific vs. Stanford	Dec. 22, 1985
19	Jordan Larson, Nebraska vs. Stanford	Dec. 16, 2006
19	Ogonna Nnamani, Stanford vs. Southern California	Dec. 21, 2002
18	Erin Waller, Stanford vs. Nebraska	Dec. 16, 2006
18	Aury Cruz, Florida vs. Southern California	Dec. 20, 2003
18	Allison Weston, Nebraska vs. Texas	Dec. 16, 1995
17	Cary Wendell, Stanford vs. UCLA	Dec. 17, 1994
16	Katie Olsovsky, Southern California vs. Stanford	Dec. 21, 2002
16	Lisa Reitsma, Nebraska vs. Texas	Dec. 16, 1995
16	Jen McFadden, Nebraska vs. Texas	Dec. 16, 1995
16	Cary Wendell, Stanford vs. UCLA	Dec. 19, 1992
16	Therese Boyle, Pacific vs. Stanford	Dec. 22, 1985

KILLS, FIVE-SET MATCH

No.	Player, Team vs. Opponent	Date
34	Destinee Hooker, Texas vs. Penn St.	Dec. 19, 2009
33	Lauren Cacciamani, Penn St. vs. Long Beach St.	Dec. 19, 1998
32	Natalie Williams, UCLA vs. Long Beach St.	Dec. 21, 1991
32	Liz Masakayan, UCLA vs. Stanford	Dec. 16, 1984
32	Tracy Clark, Southern California vs. Hawaii	Dec. 19, 1982
29	Dana Smith, Southern California vs. Hawaii	Dec. 19, 1982
28	Danielle Scott, Long Beach St. vs. UCLA	Dec. 21, 1991
26	Megan Hodge, Penn St. vs. Stanford	Dec. 15, 2007
25	Terri Zemaitis, Penn St. vs. Stanford	Dec. 20, 1997
25	Deidre Collins, Hawaii vs. Southern California	Dec. 19, 1982
23	Laura Pilakowski, Nebraska vs. Wisconsin	Dec. 16, 2000
23	Kori Pulaski, Hawaii vs. Southern California	Dec. 19, 1982
22	Kristin Folkl, Stanford vs. Penn St.	Dec. 20, 1997
22	Antoinette White, Long Beach St. vs. UCLA	Dec. 21, 1991
22	Merja Connolly, UCLA vs. Stanford	Dec. 16, 1984
22	Bobbi Broer, Stanford vs. UCLA	Dec. 16, 1984
21	Megan Hodge, Penn St. vs. Texas	Dec. 19, 2009
21	Katie McGarrey, Southern California vs. UCLA	Dec. 20, 1981
20	Paula McNamee, Stanford vs. Penn St.	Dec. 20, 1997
20	Lauren Cacciamani, Penn St. vs. Stanford	Dec. 20, 1997
20	Carrie Schonveld, Penn St. vs. Stanford	Dec. 20, 1997
20	Katie McGarrey, UCLA vs. Stanford	Dec. 16, 1984
19	Nicole Fawcett, Penn St. vs. Stanford	Dec. 15, 2007
19	Sherisa Livingston, Wisconsin vs. Nebraska	Dec. 16, 2000
19	Veronica Walls, Long Beach St. vs. Penn St.	Dec. 19, 1998
19	Missy Yomes, Hawaii vs. Southern California	Dec. 19, 1982
19	Dana Smith, Southern California vs. UCLA	Dec. 20, 1981
19	Linda Robertson, UCLA vs. Southern California	Dec. 20, 1981
18	Alix Klineman, Stanford vs. Penn St.	Dec. 15, 2007
18	Flooke Akinradewo, Stanford vs. Penn St.	Dec. 15, 2007
18	Sarah Clark, Stanford vs. Penn St.	Dec. 20, 1997
18	Elaine Youngs, UCLA vs. Long Beach St.	Dec. 21, 1991

TOTAL ATTEMPTS, THREE-SET MATCH

No.	Player, Team vs. Opponent	Date
54	Logan Tom, Stanford vs. Long Beach St.	Dec. 15, 2001
50	Tee Williams, Hawaii vs. Texas	Dec. 17, 1988
48	Ogonna Nnamani, Stanford vs. Minnesota	Dec. 18, 2004
46	Alix Klineman, Stanford vs. Penn St.	Dec. 20, 2008
44	Cynthia Barbos, Stanford vs. Penn St.	Dec. 20, 2008
44	Megan Hodge, Penn St. vs. Stanford	Dec. 20, 2008
44	Christal Morrison, Washington vs. Nebraska	Dec. 17, 2005
44	Lauren Cacciamani, Penn St. vs. Stanford	Dec. 18, 1999
42	Dawn Davenport, Texas vs. Hawaii	Dec. 17, 1988
42	Karen Dahlgren, Nebraska vs. Pacific	Dec. 20, 1986
40	Carolyn Taeatafa, Hawaii vs. Texas	Dec. 17, 1988
39	Deidre Collins, Hawaii vs. UCLA	Dec. 19, 1983
38	Chris Houghttelling, Nebraska vs. Washington	Dec. 17, 2005
37	Tayyiba Haneef, Long Beach St. vs. Stanford	Dec. 15, 2001
35	Katy Eldridge, Pacific vs. UCLA	Dec. 14, 1990
35	Liz Masakayan, UCLA vs. Hawaii	Dec. 19, 1983
34	Nicole Fawcett, Penn St. vs. Stanford	Dec. 20, 2008
34	Sanja Tomasevic, Washington vs. Nebraska	Dec. 17, 2005
34	Tara Cross, Long Beach St. vs. Nebraska	Dec. 16, 1989
33	Kerri Walsh, Stanford vs. Penn St.	Dec. 18, 1999
32	Erin Martin, Minnesota vs. Stanford	Dec. 18, 2004
32	Ogonna Nnamani, Stanford vs. Long Beach St.	Dec. 15, 2001
32	Kerri Walsh, Stanford vs. Hawaii	Dec. 21, 1996
32	Kristin Folkl, Stanford vs. Hawaii	Dec. 21, 1996
32	Dagmara Szyszcak, Texas vs. Hawaii	Dec. 17, 1988
32	Enid Schonewise, Nebraska vs. Pacific	Dec. 20, 1986
31	Logan Tom, Stanford vs. Penn St.	Dec. 18, 1999
31	Jocelyn Robins, Hawaii vs. Stanford	Dec. 21, 1996
31	Elizabeth Shannon, Nebraska vs. Long Beach St.	Dec. 16, 1989
30	Patty Orozco, UCLA vs. Hawaii	Dec. 19, 1983

TOTAL ATTEMPTS, FOUR-SET MATCH

No.	Player, Team vs. Opponent	Date
67	Kristin Folk, Stanford vs. UCLA.....	Dec. 17, 1994
66	Demetria Sance, Texas vs. Nebraska.....	Dec. 16, 1995
64	Billie Winsett, Nebraska vs. Texas.....	Dec. 16, 1995
61	Annett Buckner, UCLA vs. Stanford.....	Dec. 17, 1994
59	Jenny Johnson, UCLA vs. Stanford.....	Dec. 17, 1994
57	Kim Oden, Stanford vs. Pacific.....	Dec. 22, 1985
56	Aury Cruz, Florida vs. Southern California.....	Dec. 20, 2003
55	Elaina Oden, Pacific vs. Stanford.....	Dec. 22, 1985
54	Marnie Triefenbach, Stanford vs. UCLA.....	Dec. 17, 1994
53	Jen Reimers, Penn St. vs. Long Beach St.....	Dec. 18, 1993
53	Nichelle Burton, Long Beach St. vs. Penn St.....	Dec. 18, 1993
52	Diana Jessie, Hawaii vs. Stanford.....	Dec. 19, 1987
51	Natalie Williams, UCLA vs. Stanford.....	Dec. 19, 1992
51	Barbra Fontana, Stanford vs. Pacific.....	Dec. 22, 1985
50	Keao Burdine, Southern California vs. Florida.....	Dec. 20, 2003
50	Allison Weston, Nebraska vs. Texas.....	Dec. 16, 1995
50	Danielle Scott, Long Beach St. vs. Penn St.....	Dec. 18, 1993
48	Jane Collymore, Florida vs. Southern California.....	Dec. 20, 2003
46	April Ross, Southern California vs. Florida.....	Dec. 20, 2003
46	Logan Tom, Stanford vs. Southern California.....	Dec. 21, 2002
45	Sarah Pavan, Nebraska vs. Stanford.....	Dec. 16, 2006
45	Jordan Larson, Nebraska vs. Stanford.....	Dec. 16, 2006
45	Kara Milling, UCLA vs. Stanford.....	Dec. 17, 1994
45	Julie Maginot, Pacific vs. Stanford.....	Dec. 22, 1985
44	Angie Breitenfeld, Texas vs. Nebraska.....	Dec. 16, 1995
44	Teee Williams, Hawaii vs. Stanford.....	Dec. 19, 1987
44	Keao Burdine, Southern California vs. Stanford.....	Dec. 21, 2002
42	Kate Crnich, Nebraska vs. Texas.....	Dec. 16, 1995
42	Cary Wendell, Stanford vs. UCLA.....	Dec. 17, 1994
42	Zeynep Ton, Penn St. vs. Long Beach St.....	Dec. 18, 1993
42	Brita Schwerm, Long Beach St. vs. Penn St.....	Dec. 18, 1993
42	Beverly Oden, Stanford vs. UCLA.....	Dec. 19, 1992

TOTAL ATTEMPTS, FIVE-SET MATCH

No.	Player, Team vs. Opponent	Date
85	Tracy Clark, Southern California vs. Hawaii.....	Dec. 19, 1982
76	Destinee Hooker, Texas vs. Penn St.....	Dec. 19, 2009
73	Megan Hodge, Penn St. vs. Texas.....	Dec. 19, 2009
72	Kristin Folk, Stanford vs. Penn St.....	Dec. 20, 1997
71	Liz Masakayan, UCLA vs. Stanford.....	Dec. 16, 1984
69	Lauren Cacciamani, Penn St. vs. Long Beach St.....	Dec. 19, 1998
66	Natalie Williams, UCLA vs. Long Beach St.....	Dec. 21, 1991
66	Kori Pulaski, Hawaii vs. Southern California.....	Dec. 19, 1982
64	Jenny Mastricht, Wisconsin vs. Nebraska.....	Dec. 16, 2000
63	Megan Hodge, Penn St. vs. Stanford.....	Dec. 15, 2007
61	Dana Smith, Southern California vs. Hawaii.....	Dec. 19, 1982
56	Antoinette White, Long Beach St. vs. UCLA.....	Dec. 21, 1991
56	Katie McGarrey, UCLA vs. Stanford.....	Dec. 16, 1984
56	Susan Compton, Stanford vs. UCLA.....	Dec. 16, 1984
55	Terri Zemaits, Penn St. vs. Stanford.....	Dec. 20, 1997
55	Deidre Collins, Hawaii vs. Southern California.....	Dec. 19, 1982
54	Alix Klineman, Stanford vs. Penn St.....	Dec. 15, 2007
53	Carrie Schonveld, Penn St. vs. Long Beach St.....	Dec. 19, 1998
53	Merja Connolly, UCLA vs. Stanford.....	Dec. 16, 1984
52	Laura Pilakowski, Nebraska vs. Wisconsin.....	Dec. 16, 2000
52	Carrie Schonveld, Penn St. vs. Stanford.....	Dec. 20, 1997
50	Sherisa Livingston, Wisconsin vs. Nebraska.....	Dec. 16, 2000
49	Lauren Cacciamani, Penn St. vs. Stanford.....	Dec. 20, 1997
49	Elaine Youngs, UCLA vs. Long Beach St.....	Dec. 21, 1991
48	Christy Cochran, Penn St. vs. Stanford.....	Dec. 20, 1997
48	Danielle Scott, Long Beach St. vs. UCLA.....	Dec. 21, 1991
46	Linda Robertson, UCLA vs. Southern California.....	Dec. 20, 1981
45	Missy Yomes, Hawaii vs. Southern California.....	Dec. 19, 1982
45	Lisa Strand, Hawaii vs. Southern California.....	Dec. 19, 1982
44	Sarah Clark, Stanford vs. Penn St.....	Dec. 20, 1997

HITTING PERCENTAGE**(10-14 attempts)***

Pct.	(K-E/TA) Player, Team vs. Opponent	Date
.571	(8-0/14) Lisa Hudak, UCLA vs. Pacific.....	Dec. 14, 1990
.545	(6-0/11) Darla Myhre, Washington vs. Nebraska.....	Dec. 17, 2005
.545	(7-1/11) Sherri Thormahlen, Long Beach St. vs. UCLA.....	Dec. 21, 1991
.500	(6-1/10) Sara Sandrik, Stanford vs. Long Beach St.....	Dec. 15, 2001
.462	(6-0/13) Lizzy Fitzgerald, Wisconsin vs. Nebraska.....	Dec. 16, 2000
.417	(6-1/12) LizZIE Suiter, Stanford vs. Minnesota.....	Dec. 18, 2004
.400	(6-2/10) Jessy Jones, Minnesota vs. Stanford.....	Dec. 18, 2004
.400	(4-0/10) Lori Endicott, Nebraska vs. Pacific.....	Dec. 20, 1986
.385	(6-1/13) Barbara Ifejika, Stanford vs. Hawaii.....	Dec. 21, 1996
.333	(6-2/12) Stacy Brittain, UCLA vs. Southern California.....	Dec. 20, 1981
.308	(4-0/13) Bonnie Bremner, Penn St. vs. Long Beach St.....	Dec. 19, 1998
.308	(6-2/13) Kim Ruddins, Southern California vs. Hawaii.....	Dec. 19, 1982

Pct. (K-E/TA) Player, Team vs. Opponent**Date**

.286	(6-2/14) Alesha Deesing, Washington vs. Nebraska.....	Dec. 17, 2005
.286	(6-2/14) Michelle Chatman, Florida vs. Southern California.....	Dec. 20, 2003
.273	(4-1/11) Chastity Nobriga, Hawaii vs. Stanford.....	Dec. 21, 1996
.231	(4-1/13) Tara Conrad, Stanford vs. Penn St.....	Dec. 18, 1999
.200	(4-2/10) Trisonya Thompson, Long Beach St. vs. Nebraska.....	Dec. 16, 1989

HITTING PERCENTAGE**(15-19 attempts)*****Pct. (K-E/TA) Player, Team vs. Opponent****Date**

.667	(10-0/15) Joyce Kaapuni, Hawaii vs. UCLA.....	Dec. 19, 1983
.529	(11-2/17) Rachael Adams, Texas vs. Penn St.....	Dec. 19, 2009
.444	(9-1/18) Misty May, Long Beach St. vs. Penn St.....	Dec. 19, 1998
.421	(9-1/19) Stacie Nichols, Texas vs. Hawaii.....	Dec. 17, 1988
.400	(7-1/15) Alisha Glass, Penn St. vs. Stanford.....	Dec. 15, 2007
.368	(9-2/19) Jennifer Hucke, Stanford vs. Minnesota.....	Dec. 18, 2004
.368	(9-2/19) Carrie Schonveld, Penn St. vs. Stanford.....	Dec. 18, 1999
.333	(9-3/18) Blair Brown, Penn St. vs. Stanford.....	Dec. 20, 2008
.333	(8-3/15) Kathy Herse, UCLA vs. Southern California.....	Dec. 20, 1981
.313	(8-3/16) Christa Harmotto, Penn St. vs. Stanford.....	Dec. 20, 2008
.294	(8-3/17) Bibiana Candelas, Southern California vs. Stanford.....	Dec. 21, 2002
.267	(7-3/15) Lori Rittenhouse, Wisconsin vs. Nebraska.....	Dec. 16, 2000
.263	(8-3/19) Greichaly Cepero, Nebraska vs. Wisconsin.....	Dec. 16, 2000
.222	(6-2/18) Anne Wicks, Stanford vs. UCLA.....	Dec. 19, 1992
.222	(5-1/18) Mary Miller, Pacific vs. Nebraska.....	Dec. 20, 1986
.211	(8-4/19) Joy McKenzie, Long Beach St. vs. Penn St.....	Dec. 18, 1993
.200	(3-0/15) Jennifer Doris, Texas vs. Penn St.....	Dec. 19, 2009
.200	(6-3/15) Sharon Kasser, Pacific vs. UCLA.....	Dec. 14, 1990
.200	(5-2/15) Marcie Wurts, Hawaii vs. UCLA.....	Dec. 19, 1983

HITTING PERCENTAGE**(20 or more attempts)*****Pct. (K-E/TA) Player, Team vs. Opponent****Date**

.594	(20-1/32) Teri McGrath, Pacific vs. Stanford.....	Dec. 22, 1985
.563	(29-2/48) Ogonna Nnamani, Stanford vs. Minnesota.....	Dec. 18, 2004
.553	(22-1/38) Bobbi Broer, Stanford vs. UCLA.....	Dec. 16, 1984
.545	(12-0/22) Jennifer Saleaumua, Nebraska vs. Washington.....	Dec. 17, 2005
.545	(19-1/33) Ogonna Nnamani, Stanford vs. Southern California.....	Dec. 21, 2002
.529	(20-2/34) Tara Cross, Long Beach St. vs. Nebraska.....	Dec. 16, 1989
.500	(12-2/20) Arielle Wilson, Penn St. vs. Stanford.....	Dec. 15, 2007
.500	(14-2/24) Bibiana Candelas, Southern California vs. Florida.....	Dec. 20, 2003
.500	(16-2/28) Katie Olsosky, Southern California vs. Stanford.....	Dec. 21, 2002
.500	(12-2/20) Emily Adams, Southern California vs. Stanford.....	Dec. 21, 2002
.500	(25-4/42) Kate Crnich, Nebraska vs. Texas.....	Dec. 16, 1995
.500	(13-3/20) Elaina Oden, Pacific vs. Nebraska.....	Dec. 20, 1986
.484	(16-1/31) Lisa Reitsma, Nebraska vs. Texas.....	Dec. 16, 1995
.469	(19-4/32) Ogonna Nnamani, Stanford vs. Long Beach St.....	Dec. 15, 2001
.459	(21-4/37) Katie McGarrey, Southern California vs. UCLA.....	Dec. 20, 1981
.455	(19-4/33) Veronica Walls, Long Beach St. vs. Penn St.....	Dec. 19, 1998
.452	(21-2/42) Bev Oden, Stanford vs. UCLA.....	Dec. 19, 1992
.450	(10-1/20) Lauri Jones, Long Beach St. vs. UCLA.....	Dec. 21, 1991
.438	(17-3/32) Kerri Walsh, Stanford vs. Hawaii.....	Dec. 21, 1996
.438	(16-2/32) Dagmara Szyszczak, Texas vs. Hawaii.....	Dec. 17, 1988
.435	(13-3/23) Christa Harmotto, Penn St. vs. Stanford.....	Dec. 15, 2007
.432	(18-2/37) Tayyiba Haneef, Long Beach St. vs. Stanford.....	Dec. 15, 2001
.429	(16-4/28) Sarah Pavan, Nebraska vs. Washington.....	Dec. 17, 2005
.429	(16-4/28) Barbara Ifejika, Stanford vs. Penn St.....	Dec. 20, 1997
.429	(16-1/35) Therese Boyle, Pacific vs. Stanford.....	Dec. 22, 1985
.425	(18-1/40) Foluke Akinradewo, Stanford vs. Penn St.....	Dec. 15, 2007
.417	(13-3/24) Tauna Vandeweghe, Southern California vs. UCLA.....	Dec. 20, 1981
.414	(16-4/29) Jen McFadden, Nebraska vs. Texas.....	Dec. 16, 1995
.406	(16-3/32) Kristin Folk, Stanford vs. Hawaii.....	Dec. 21, 1996
.404	(27-4/57) Kim Oden, Stanford vs. Pacific.....	Dec. 22, 1985

*Hitting percentage is derived by subtracting errors from kills and dividing that remainder by total attempts.

Setting

Assists not kept on championship box scores before 1984

ASSISTS, THREE-SET MATCH

No.	Player, Team vs. Opponent	Date
56	Robyn Lewis, Stanford vs. Long Beach St.....	Dec. 15, 2001
51	Sue Schelfhout, Texas vs. Hawaii.....	Dec. 17, 1988
50	Martina Cincerova, Hawaii vs. Texas.....	Dec. 17, 1988
48	Ogonna Nnamani, Stanford vs. Minnesota.....	Dec. 18, 2004
45	Liz Hert, Pacific vs. Nebraska.....	Dec. 20, 1986
41	Courtney Thompson, Washington vs. Nebraska.....	Dec. 17, 2005
40	Alisha Glass, Penn St. vs. Stanford.....	Dec. 20, 2008
37	Bonnie Bremner, Penn St. vs. Stanford.....	Dec. 18, 1999
37	Lisa Sharpley, Stanford vs. Hawaii.....	Dec. 21, 1996

No.	Player, Team vs. Opponent	Date
37	Melanie Beckenhauer, Pacific vs. UCLA	Dec. 14, 1990
36	Cassidy Lichtman, Stanford vs. Penn St.	Dec. 20, 2008
36	Tisha Delaney, Nebraska vs. Pacific	Dec. 20, 1986
34	Keri Nishimoto, Long Beach St. vs. Stanford	Dec. 15, 2001
34	Holly McPeak, UCLA vs. Pacific	Dec. 14, 1990
32	Lindsay Kagawa, Stanford vs. Penn St.	Dec. 18, 1999
31	Lindsey Taatjes, Minnesota vs. Stanford	Dec. 18, 2004
31	Robyn Ah Mow, Hawaii vs. Stanford	Dec. 21, 1996
29	Sheri Sanders, Long Beach St. vs. Nebraska	Dec. 16, 1989
25	Maggie Griffin, Nebraska vs. Washington	Dec. 17, 2005
23	Val Novak, Nebraska vs. Long Beach St.	Dec. 16, 1989
19	Kelly Bowman, Minnesota vs. Stanford	Dec. 18, 2004
16	Dani Busboom, Nebraska vs. Washington	Dec. 17, 2005

ASSISTS, FOUR-SET MATCH

No.	Player, Team vs. Opponent	Date
87	Christy Johnson, Nebraska vs. Texas	Dec. 16, 1995
71	Liz Hert, Pacific vs. Stanford	Dec. 22, 1985
70	Joy McKenzie, Long Beach St. vs. Penn St.	Dec. 18, 1993
69	Wendi Rush, Stanford vs. Pacific	Dec. 22, 1985
67	Carrie Feldman, Stanford vs. UCLA	Dec. 19, 1992
61	Bryn Kehoe, Stanford vs. Nebraska	Dec. 16, 2006
58	Rachel Holloway, Nebraska vs. Stanford	Dec. 16, 2006
58	Salima Davidson, Penn St. vs. Long Beach St.	Dec. 18, 1993
56	Toni Anderson, Southern California vs. Florida	Dec. 20, 2003
56	Lauren Moscovic, Florida vs. Southern California	Dec. 20, 2003
54	Julie Bremner, UCLA vs. Stanford	Dec. 19, 1992
53	Carrie Busch, Texas vs. Nebraska	Dec. 16, 1995
52	Lisa Sharpley, Stanford vs. UCLA	Dec. 17, 1994
52	Kelly Flannigan, UCLA vs. Stanford	Dec. 17, 1994
48	Wendi Rush, Stanford vs. Hawaii	Dec. 19, 1987
44	Martina Cincero, Hawaii vs. Stanford	Dec. 19, 1987
35	Toni Anderson, Southern California vs. Stanford	Dec. 21, 2002
33	Tracy Lindquist, Southern California vs. Stanford	Dec. 21, 2002
29	Anna Robinson, Stanford vs. Southern California	Dec. 21, 2002
26	Cary Wendell, Stanford vs. UCLA	Dec. 17, 1994
19	Kim Coleman, UCLA vs. Stanford	Dec. 17, 1994
18	Katie Goldhahn, Stanford vs. Southern California	Dec. 21, 2002

ASSISTS, FIVE-SET MATCH

No.	Player, Team vs. Opponent	Date
81	Michelle Boyette, UCLA vs. Stanford	Dec. 16, 1984
72	Julie Bremner, UCLA vs. Long Beach St.	Dec. 21, 1991
70	Misty May, Long Beach St. vs. Penn St.	Dec. 19, 1998
70	Bonnie Bremner, Penn St. vs. Stanford	Dec. 20, 1997
70	Sabrina Hernandez, Long Beach St. vs. UCLA	Dec. 21, 1991
69	Lisa Sharpley, Stanford vs. Penn St.	Dec. 20, 1997
65	Alisha Glass, Penn St. vs. Stanford	Dec. 15, 2007
62	Bryn Kehoe, Stanford vs. Penn St.	Dec. 15, 2007
58	Bonnie Bremner, Penn St. vs. Long Beach St.	Dec. 19, 1998
53	Alisha Glass, Penn St. vs. Texas	Dec. 19, 2009
52	Greichaly Cepero, Nebraska vs. Wisconsin	Dec. 16, 2000
46	Lizzy Fitzgerald, Wisconsin vs. Nebraska	Dec. 16, 2000
46	Deidra Dvorak, Stanford vs. UCLA	Dec. 16, 1984
36	Ashley Engle, Texas vs. Penn St.	Dec. 19, 2009
27	Wendi Rush, Stanford vs. UCLA	Dec. 16, 1984
24	Michelle Kocher, Texas vs. Penn St.	Dec. 19, 2009

Service

SERVICE ACES, THREE-SET MATCH

No.	Player, Team vs. Opponent	Date
4	Brittany Hochevar, Long Beach St. vs. Stanford	Dec. 15, 2001
4	Joyce Kaapuni, Hawaii vs. UCLA	Dec. 19, 1983
3	Ashley Ivy, Stanford vs. Long Beach St.	Dec. 15, 2001
2	Sarah Pavan, Nebraska vs. Washington	Dec. 17, 2005
2	Traci Broadway, UCLA vs. Pacific	Dec. 14, 1990
2	Sherri Thormahlen, Long Beach St. vs. Nebraska	Dec. 16, 1989
2	Val Novak, Nebraska vs. Long Beach St.	Dec. 16, 1989
2	Dogmara Szyszcak, Texas vs. Hawaii	Dec. 17, 1988
2	Kris Pulaski, Hawaii vs. UCLA	Dec. 19, 1983

SERVICE ACES, FOUR-SET MATCH

No.	Player, Team vs. Opponent	Date
4	Keao Burdine, Southern California vs. Stanford	Dec. 21, 2002
4	Logan Tom, Stanford vs. Southern California	Dec. 21, 2002
3	Rachel Schwartz, Nebraska vs. Stanford	Dec. 16, 2006
3	Bryn Kehoe, Stanford vs. Nebraska	Dec. 16, 2006
3	Elaina Oden, Pacific vs. Stanford	Dec. 22, 1985
2	April Ross, Southern California vs. Florida	Dec. 20, 2003

No.	Player, Team vs. Opponent	Date
2	Kerri Walsh, Stanford vs. Hawaii	Dec. 21, 1996
2	Christy Johnson, Nebraska vs. Texas	Dec. 16, 1995
2	Jenny Johnson, UCLA vs. Stanford	Dec. 17, 1994
2	Kim Krull, UCLA vs. Stanford	Dec. 17, 1994
2	Joy McKenzie, Long Beach St. vs. Penn St.	Dec. 18, 1993
2	Brita Schwerm, Long Beach St. vs. Penn St.	Dec. 18, 1993
2	Carrie Feldman, Stanford vs. UCLA	Dec. 19, 1992
2	Luzie Maginot, Pacific vs. Stanford	Dec. 22, 1985
2	Liz Hert, Pacific vs. Stanford	Dec. 22, 1985
2	Barbra Fontana, Stanford vs. Pacific	Dec. 22, 1985
2	Kim Oden, Stanford vs. Pacific	Dec. 22, 1985

SERVICE ACES, FIVE-SET MATCH

No.	Player, Team vs. Opponent	Date
5	Bryn Kehoe, Stanford vs. Penn St.	Dec. 15, 2007
3	Lauren Cacciamani, Penn St. vs. Long Beach St.	Dec. 19, 1998
3	Natalie Williams, UCLA vs. Long Beach St.	Dec. 21, 1991
3	Barbra Fontana, Stanford vs. UCLA	Dec. 16, 1984
3	Deidre Collins, Hawaii vs. Southern California	Dec. 19, 1982
3	Janice Johnson, Southern California vs. Hawaii	Dec. 19, 1982
3	Margaret Grant, Southern California vs. Hawaii	Dec. 19, 1982
3	Cammy Chalmers, UCLA vs. Southern California	Dec. 20, 1981
2	Cathy Quilico, Penn St. vs. Texas	Dec. 19, 2009
2	Alyssa D'Errico, Penn St. vs. Texas	Dec. 19, 2009
2	Destinee Hooker, Texas vs. Penn St.	Dec. 19, 2009
2	Ashley Engle, Texas vs. Penn St.	Dec. 19, 2009
2	Nicole Fawcett, Penn St. vs. Stanford	Dec. 15, 2007
2	Franci Girard, Stanford vs. Penn St.	Dec. 15, 2007
2	Laura Pilakowski, Nebraska vs. Wisconsin	Dec. 16, 2000
2	Lizzy Fitzgerald, Wisconsin vs. Nebraska	Dec. 16, 2000
2	Misty May, Long Beach St. vs. Penn St.	Dec. 19, 1998
2	Lisa Sharpley, Stanford vs. Penn St.	Dec. 20, 1997
2	Marissa Hatchett, UCLA vs. Long Beach St.	Dec. 21, 1991
2	Elaine Youngs, UCLA vs. Long Beach St.	Dec. 21, 1991
2	Wendy Fletcher, UCLA vs. Stanford	Dec. 16, 1984
2	Deidra Dvorak, Stanford vs. UCLA	Dec. 16, 1984
2	Kim Oden, Stanford vs. UCLA	Dec. 16, 1984
2	Missy Yomes, Hawaii vs. Southern California	Dec. 19, 1982
2	Kris Pulaski, Hawaii vs. Southern California	Dec. 19, 1982
2	Lisa Strand, Hawaii vs. Southern California	Dec. 19, 1982
2	Tracy Clark, Southern California vs. Hawaii	Dec. 19, 1982
2	Cathy Stukel, Southern California vs. UCLA	Dec. 20, 1981

Defense

DIGS, THREE-SET MATCH

No.	Player, Team vs. Opponent	Date
18	Roberta Holehouse, Penn St. vs. Stanford	Dec. 20, 2008
17	Carolyn Taeaatafa, Hawaii vs. Texas	Dec. 17, 1988
16	Gabi Ailes, Stanford vs. Penn St.	Dec. 20, 2008
16	Katie Salen, Texas vs. Hawaii	Dec. 17, 1988
16	Joyce Kaapuni, Hawaii vs. UCLA	Dec. 19, 1983
15	Cynthia Barboza, Stanford vs. Penn St.	Dec. 20, 2008
15	Paula Gentil, Minnesota vs. Stanford	Dec. 18, 2004
15	Logan Tom, Stanford vs. Penn St.	Dec. 18, 1999
15	Vikki Simonis, Pacific vs. UCLA	Dec. 14, 1990
15	Lori Endicott, Nebraska vs. Pacific	Dec. 20, 1986
14	Megan Hodge, Penn St. vs. Stanford	Dec. 20, 2008
14	Courtney Schultz, Stanford vs. Minnesota	Dec. 18, 2004
14	Dawn Davenport, Texas vs. Hawaii	Dec. 17, 1988
14	Elaina Oden, Pacific vs. Nebraska	Dec. 20, 1986
14	Marcie Wurts, Hawaii vs. UCLA	Dec. 19, 1983
13	Sanja Tomasevic, Washington vs. Nebraska	Dec. 17, 2005
13	Dagmara Szyszcak, Texas vs. Hawaii	Dec. 17, 1988
13	Martina Cincero, Hawaii vs. Texas	Dec. 17, 1988
12	Jordan Larson, Nebraska vs. Washington	Dec. 17, 2005
12	Logan Tom, Stanford vs. Long Beach St.	Dec. 15, 2001
12	Anna Vorwerk, Hawaii vs. Texas	Dec. 17, 1988
11	Nicole Fawcett, Penn St. vs. Stanford	Dec. 20, 2008
11	Danka Danicic, Washington vs. Nebraska	Dec. 17, 2005
11	Chris Houghtelling, Nebraska vs. Washington	Dec. 17, 2005
11	Kristin Richards, Stanford vs. Minnesota	Dec. 18, 2004
11	Jenny Evans, UCLA vs. Pacific	Dec. 14, 1990
11	Samantha Shaver, UCLA vs. Pacific	Dec. 14, 1990
11	Kris Pulaski, Hawaii vs. UCLA	Dec. 19, 1983
10	Bryn Kehoe, Stanford vs. Minnesota	Dec. 18, 2004
10	Carrie Schonveld, Penn St. vs. Stanford	Dec. 18, 1999
10	Katy Eldridge, Pacific vs. UCLA	Dec. 14, 1990
10	Holly McPeak, UCLA vs. Pacific	Dec. 14, 1990
10	Sheri Sanders, Long Beach St. vs. Nebraska	Dec. 16, 1989

No.	Player, Team vs. Opponent	Date
10	Brooke Herrington, Pacific vs. Nebraska.....	Dec. 20, 1986
10	Lisa Strand, Hawaii vs. UCLA.....	Dec. 19, 1983
10	Kori Pulaski, Hawaii vs. UCLA.....	Dec. 19, 1983

DIGS, FOUR-SET MATCH

No.	Player, Team vs. Opponent	Date
29	Teresa Smith, Stanford vs. Hawaii.....	Dec. 19, 1987
24	Julie Bremner, UCLA vs. Stanford.....	Dec. 19, 1992
22	Allison Weston, Nebraska vs. Texas.....	Dec. 16, 1995
21	Dani Busboom, Nebraska vs. Stanford.....	Dec. 16, 2006
21	Kate Crnich, Nebraska vs. Texas.....	Dec. 16, 1995
21	Lisa Sharpley, Stanford vs. UCLA.....	Dec. 17, 1994
20	Jessica Fishburn, Stanford vs. Nebraska.....	Dec. 16, 2006
20	Annett Buckner, UCLA vs. Stanford.....	Dec. 17, 1994
20	Amy Hayes, Stanford vs. Pacific.....	Dec. 22, 1985
19	April Ross, Southern California vs. Florida.....	Dec. 20, 2003
19	Kara Milling, UCLA vs. Stanford.....	Dec. 17, 1994
19	Jen Reimers, Penn St. vs. Long Beach St.....	Dec. 18, 1993
19	Barbra Fontana, Stanford vs. Pacific.....	Dec. 22, 1985
18	Aury Cruz, Florida vs. Southern California.....	Dec. 20, 2003
18	Jenny Johnson, UCLA vs. Stanford.....	Dec. 17, 1994
18	Kim Krull, UCLA vs. Stanford.....	Dec. 17, 1994
18	Brita Schwerm, Long Beach St. vs. Penn St.....	Dec. 18, 1993
17	Keao Burdine, Southern California vs. Florida.....	Dec. 20, 2003
17	Marnie Triefenbach, Stanford vs. UCLA.....	Dec. 17, 1994
17	Barbara Ifejika, Stanford vs. UCLA.....	Dec. 17, 1994
17	Martina Cincerova, Hawaii vs. Stanford.....	Dec. 19, 1987
17	Teri McGrath, Pacific vs. Stanford.....	Dec. 22, 1985
16	Nicole Davis, Southern California vs. Florida.....	Dec. 20, 2003
16	Cary Wendell, Stanford vs. UCLA.....	Dec. 17, 1994
16	Wendi Rush, Stanford vs. Pacific.....	Dec. 22, 1985
15	Jordan Larson, Nebraska vs. Stanford.....	Dec. 16, 2006
15	Keao Burdine, Southern California vs. Stanford.....	Dec. 21, 2002
15	Alyson Randick, UCLA vs. Stanford.....	Dec. 17, 1994
15	Diana Jessie, Hawaii vs. Stanford.....	Dec. 19, 1987
15	Elaina Oden, Pacific vs. Stanford.....	Dec. 22, 1985

DIGS, FIVE-SET MATCH

No.	Player, Team vs. Opponent	Date
30	Lisa Sharpley, Stanford vs. Penn St.....	Dec. 20, 1997
30	Kerri Walsh, Stanford vs. Penn St.....	Dec. 20, 1997
26	Heather Kisner, Texas vs. Penn St.....	Dec. 19, 2009
25	Anja Grabovac, Long Beach St. vs. Penn St.....	Dec. 19, 1998
25	Terri Zemaitis, Penn St. vs. Stanford.....	Dec. 20, 1997
24	Liz Masakayan, UCLA vs. Stanford.....	Dec. 16, 1984
22	Alyssa D'Errico, Penn St. vs. Texas.....	Dec. 19, 2009
22	Carrie Schonveld, Penn St. vs. Stanford.....	Dec. 20, 1997
20	Katie McGarrey, UCLA vs. Stanford.....	Dec. 16, 1984
20	Susan Compton, Stanford vs. UCLA.....	Dec. 16, 1984
18	Kristin Folkl, Stanford vs. Penn St.....	Dec. 20, 1997
18	Michelle Boyette, UCLA vs. Stanford.....	Dec. 16, 1984
17	Destinee Hooker, Texas vs. Penn St.....	Dec. 19, 2009
17	Roberta Holehouse, Penn St. vs. Stanford.....	Dec. 15, 2007
17	Natalie Williams, UCLA vs. Long Beach St.....	Dec. 21, 1991
17	Antoinette White, Long Beach St. vs. UCLA.....	Dec. 21, 1991
17	Merja Connolly, UCLA vs. Stanford.....	Dec. 16, 1984
16	Jenny Maastricht, Wisconsin vs. Nebraska.....	Dec. 16, 2000
16	Lindsay Anderson, Penn St. vs. Long Beach St.....	Dec. 19, 1998
16	Christy Cochran, Penn St. vs. Stanford.....	Dec. 20, 1997
16	Sabrina Hernandez, Long Beach St. vs. UCLA.....	Dec. 21, 1991
15	Kate Price, Penn St. vs. Stanford.....	Dec. 15, 2007
15	Alix Klineman, Stanford vs. Penn St.....	Dec. 15, 2007
15	Angie Oxley, Nebraska vs. Wisconsin.....	Dec. 16, 2000
15	Laura Pilakowski, Nebraska vs. Wisconsin.....	Dec. 16, 2000
15	Erin Byrd, Wisconsin vs. Nebraska.....	Dec. 16, 2000
15	Christine Romero, Long Beach St. vs. UCLA.....	Dec. 21, 1991
14	Blair Brown, Penn St. vs. Texas.....	Dec. 19, 2009
14	Ashley Engle, Texas vs. Penn St.....	Dec. 19, 2009
14	Kim Behrends, Nebraska vs. Wisconsin.....	Dec. 16, 2000
14	Kristy Kierulff, Long Beach St. vs. Penn St.....	Dec. 19, 1998
14	Barbara Ifejika, Stanford vs. Penn St.....	Dec. 20, 1997
14	Bonnie Bremner, Penn St. vs. Stanford.....	Dec. 20, 1997
14	Wendi Rush, Stanford vs. UCLA.....	Dec. 16, 1984

Team Records

Official NCAA volleyball records began with the 1981 season and are based on information submitted to the NCAA statistics service by institutions participating in the statistics rankings. In statistical rankings, the rounding of percentages and/or averages may indicate ties where none exists. In these cases, the numerical order of the rankings is accurate.

The format of a match changed in 2008. The term "game" was changed to "set." Also, scoring for each set moved from 30 points to 25 points, except in matches that go to the full five sets, in which the winning score in the fifth set remains 15 points.

The match format previously changed in 2001, with scoring for each set moving from 15 points to 30 points, except in matches that went to the full five sets, in which the winning score in the fifth set remained 15 points.

In reflection of these changes, category leaders under the different scoring formats are separated in order to not eliminate the achievements of those student-athletes who played with the previous format.

Information on blocking has not been included in the following records since there appeared to be a significant variance in the methods by which blocking statistics were kept during the 1980s. Research continues to determine a standard by which to measure blocking statistics for NCAA record-keeping purposes.

Attack

KILLS

Three-set match

63—Stanford vs. Long Beach St., Dec. 15, 2001

Four-set match

101—Nebraska vs. Texas, Dec. 16, 1995

Five-set match

108—UCLA vs. Stanford, Dec. 16, 1984

TOTAL ATTEMPTS

Three-set match

161—Hawaii vs. Texas, Dec. 17, 1988

Four-set match

232—UCLA vs. Stanford, Dec. 17, 1994

Five-set match

273—UCLA vs. Stanford, Dec. 16, 1984

HITTING PERCENTAGE*

Three-set match

.436—Stanford vs. Minnesota, Dec. 18, 2004 (58-10/110)

Four-set match

.349—Pacific vs. Stanford, Dec. 22, 1985 (87-14/209)

Five-set match

.328—Long Beach St. vs. Penn St., Dec. 19, 1998 (87-25/189)

*Hitting percentage is derived by subtracting errors from kills and dividing that remainder by total attempts.

Setting

Assists not kept on championship box scores before 1984

ASSISTS

Three-set match

60—Stanford vs. Long Beach St., Dec. 15, 2001

Four-set match

94—Nebraska vs. Texas, Dec. 16, 1995

Five-set match

98—UCLA vs. Stanford, Dec. 16, 1984

Service

SERVICE ACES

Three-set match

8—Hawaii vs. UCLA, Dec. 19, 1983

Four-set match

10—Pacific vs. Stanford, Dec. 22, 1985

Five-set match

11—Hawaii vs. Southern California, Dec. 19, 1982

Defense

DIGS

Three-set match

69—Texas vs. Hawaii, Dec. 17, 1988; Hawaii vs. UCLA, Dec. 19, 1983

Four-set match

99—Stanford vs. UCLA, Dec. 17, 1994

Five-set match

113—Stanford vs. Penn St., Dec. 20, 1997

Miscellaneous

POINTS SCORED

Three-set match

46—Texas vs. Hawaii, Dec. 17, 1988 (15-4, 16-14, 15-13)

Three-set match with 30-point scoring format

91—Stanford vs. Long Beach St., Dec. 15, 2001 (31-29, 30-28, 30-25)

Three-set match with 25-point scoring format

76—Penn St. vs. Stanford, Dec. 20, 2008 (25-20, 26-24, 25-23)

Four-set match

60—Pacific vs. Stanford, Dec. 22, 1985 (15-17, 15-7, 15-12, 15-13)

Four-set match with 30-point scoring format

117—Nebraska vs. Stanford, Dec. 16, 2006 (27-30, 30-26, 30-28, 30-27)

Five-set match

72—Long Beach St. vs. Penn St., Dec. 19, 1998 (15-3, 15-10, 13-15, 14-16, 15-12)

Five-set match with 30-point scoring format

119—Stanford vs. Penn St., Dec. 15, 2007 (25-30, 26-30, 30-23, 30-19, 8-15)

Five-set match with 25-point scoring format

107—Penn St. vs. Texas, Dec. 19, 2009 (22-25, 20-25, 25-23, 25-21, 15-13); Texas vs. Penn St., Dec. 19, 2009.

Single set

17—Penn St. vs. Stanford, Dec. 20, 1997 (17-15); Stanford vs. Pacific, Dec. 22, 1985 (17-15)

Single set with 30-point scoring format

31—Stanford vs. Long Beach St., Dec. 15, 2001 (31-29)

Single set with 25-point scoring format

26—Penn St. vs. Stanford, Dec. 20, 2008 (26-24)

FEWEST POINTS ALLOWED

Three-set match

15—Stanford vs. Hawaii, Dec. 21, 1996 (15-7, 15-3, 15-5)

Three-set match with 30-point scoring format

71—Stanford vs. Minnesota, Dec. 18, 2004 (30-23, 30-27, 30-21)

Three-set match with 25-point scoring format

67—Penn St. vs. Stanford, Dec. 20, 2008 (25-20, 26-24, 25-23)

Four-set match

36—Hawaii vs. Stanford, Dec. 19, 1987 (15-10, 15-10, 9-15, 15-11)

Four-set match with 30-point scoring format

102—Southern California vs. Florida, Dec. 20, 2003 (25-30, 30-27, 30-19, 30-26)

Five-set match

50—Nebraska vs. Wisconsin, Dec. 16, 2000 (15-9, 9-15, 7-15, 15-2, 15-9)

Five-set match with 30-point scoring format

117—Stanford vs. Penn St., Dec. 15, 2007 (25-30, 26-30, 30-23, 30-19, 8-15)

Five-set match with 25-point scoring format

107—Penn St. vs. Texas, Dec. 19, 2009 (22-25, 20-25, 25-23, 25-21, 15-13); Texas vs. Penn St., Dec. 19, 2009.

LONGEST MATCH

2:37—Penn St. vs. Texas, Dec. 19, 2009 (3-2)

SHORTEST MATCH

1:05—Long Beach St. vs. Nebraska, Dec. 16, 1989 (3-0)

Team Leaders

SINGLE-MATCH RECORDS

Attack

KILLS, THREE-SET MATCH

No.	Team vs. Opponent	Date
63	Stanford vs. Long Beach St.	Dec. 15, 2001
61	Texas vs. Hawaii	Dec. 17, 1988
60	Hawaii vs. Texas	Dec. 17, 1988
58	Stanford vs. Minnesota	Dec. 18, 2004
56	Pacific vs. Nebraska	Dec. 20, 1986
55	Minnesota vs. Stanford	Dec. 18, 2004
55	Stanford vs. Hawaii	Dec. 21, 1996
51	Nebraska vs. Washington	Dec. 17, 2005
50	Washington vs. Nebraska	Dec. 17, 2005
50	Hawaii vs. UCLA	Dec. 19, 1983
49	UCLA vs. Pacific	Dec. 14, 1990
48	Penn St. vs. Stanford	Dec. 18, 1999
46	Pacific vs. UCLA	Dec. 14, 1990
45	UCLA vs. Hawaii	Dec. 19, 1983
44	Penn St. vs. Stanford	Dec. 20, 2008
42	Long Beach St. vs. Stanford	Dec. 15, 2001
42	Long Beach St. vs. Nebraska	Dec. 16, 1989
41	Stanford vs. Penn St.	Dec. 20, 2008
39	Stanford vs. Penn St.	Dec. 18, 1999
39	Hawaii vs. Stanford	Dec. 21, 1996
37	Nebraska vs. Pacific	Dec. 20, 1986
30	Nebraska vs. Long Beach St.	Dec. 16, 1989

KILLS, FOUR-SET MATCH

No.	Team vs. Opponent	Date
101	Nebraska vs. Texas	Dec. 16, 1995
88	Long Beach St. vs. Penn St.	Dec. 18, 1993
88	Stanford vs. Pacific	Dec. 22, 1985
87	Pacific vs. Stanford	Dec. 22, 1985
86	Stanford vs. UCLA	Dec. 17, 1994
81	UCLA vs. Stanford	Dec. 17, 1994
78	Southern California vs. Stanford	Dec. 21, 2002
76	Stanford vs. UCLA	Dec. 19, 1992
70	Stanford vs. Nebraska	Dec. 16, 2006
68	Nebraska vs. Stanford	Dec. 16, 2006
68	Southern California vs. Florida	Dec. 20, 2003
68	UCLA vs. Stanford	Dec. 19, 1992
65	Florida vs. Southern California	Dec. 20, 2003
62	Texas vs. Nebraska	Dec. 16, 1995
61	Penn St. vs. Long Beach St.	Dec. 18, 1993
61	Hawaii vs. Stanford	Dec. 19, 1987
61	Stanford vs. Hawaii	Dec. 19, 1987
58	Stanford vs. Southern California	Dec. 21, 2002

KILLS, FIVE-SET MATCH

No.	Team vs. Opponent	Date
108	UCLA vs. Stanford	Dec. 16, 1984
97	Hawaii vs. Southern California	Dec. 19, 1982
92	Stanford vs. Penn St.	Dec. 20, 1997
90	Southern California vs. Hawaii	Dec. 19, 1982
89	Long Beach St. vs. UCLA	Dec. 21, 1991
88	Penn St. vs. Stanford	Dec. 20, 1997
88	Stanford vs. UCLA	Dec. 16, 1984
87	Long Beach St. vs. Penn St.	Dec. 19, 1998
84	Penn St. vs. Stanford	Dec. 15, 2007
83	Southern California vs. UCLA	Dec. 20, 1981
82	UCLA vs. Long Beach St.	Dec. 21, 1991
79	UCLA vs. Southern California	Dec. 20, 1981
72	Stanford vs. Penn St.	Dec. 15, 2007
72	Nebraska vs. Wisconsin	Dec. 16, 2000
71	Texas vs. Penn St.	Dec. 19, 2009
70	Penn St. vs. Long Beach St.	Dec. 19, 1998
62	Wisconsin vs. Nebraska	Dec. 16, 2000
61	Penn St. vs. Texas	Dec. 19, 2009

TOTAL ATTEMPTS, THREE-SET MATCH

No.	Team vs. Opponent	Date
161	Hawaii vs. Texas	Dec. 17, 1988
155	Texas vs. Hawaii	Dec. 17, 1988
146	Nebraska vs. Washington	Dec. 17, 2005
141	Stanford vs. Penn St.	Dec. 20, 2008
131	Washington vs. Nebraska	Dec. 17, 2005
131	Stanford vs. Penn St.	Dec. 18, 1999
131	Hawaii vs. UCLA	Dec. 19, 1983
130	Penn St. vs. Stanford	Dec. 20, 2008
129	Stanford vs. Long Beach St.	Dec. 15, 2001
129	Nebraska vs. Pacific	Dec. 20, 1986
128	Hawaii vs. Stanford	Dec. 21, 1996
127	Pacific vs. UCLA	Dec. 14, 1990
126	Minnesota vs. Stanford	Dec. 18, 2004
125	UCLA vs. Pacific	Dec. 14, 1990
122	UCLA vs. Hawaii	Dec. 19, 1983
121	Penn St. vs. Stanford	Dec. 18, 1999
120	Stanford vs. Hawaii	Dec. 21, 1996
120	Pacific vs. Nebraska	Dec. 20, 1986
116	Long Beach St. vs. Stanford	Dec. 15, 2001
110	Stanford vs. Minnesota	Dec. 18, 2004
102	Nebraska vs. Long Beach St.	Dec. 16, 1989
82	Long Beach St. vs. Nebraska	Dec. 16, 1989

TOTAL ATTEMPTS, FOUR-SET MATCH

No.	Team vs. Opponent	Date
232	UCLA vs. Stanford	Dec. 17, 1994
229	Stanford vs. UCLA	Dec. 17, 1994
223	Nebraska vs. Texas	Dec. 16, 1995
209	Pacific vs. Stanford	Dec. 22, 1985
205	Stanford vs. Pacific	Dec. 22, 1985
203	Long Beach St. vs. Penn St.	Dec. 18, 1993
198	Stanford vs. Hawaii	Dec. 19, 1987
197	Texas vs. Nebraska	Dec. 16, 1995
186	Hawaii vs. Stanford	Dec. 19, 1987
183	Stanford vs. Nebraska	Dec. 16, 2006
183	Stanford vs. UCLA	Dec. 19, 1992
176	Southern California vs. Stanford	Dec. 21, 2002
175	Florida vs. Southern California	Dec. 20, 2003
172	Southern California vs. Florida	Dec. 20, 2003
170	UCLA vs. Stanford	Dec. 19, 1992
169	Penn St. vs. Long Beach St.	Dec. 18, 1993
167	Nebraska vs. Stanford	Dec. 16, 2006
137	Stanford vs. Southern California	Dec. 21, 2002

TOTAL ATTEMPTS, FIVE-SET MATCH

No.	Team vs. Opponent	Date
273	UCLA vs. Stanford	Dec. 16, 1984
269	Hawaii vs. Southern California	Dec. 19, 1982
249	Penn St. vs. Stanford	Dec. 20, 1997
238	Stanford vs. Penn St.	Dec. 20, 1997
238	Southern California vs. Hawaii	Dec. 19, 1982
237	Stanford vs. UCLA	Dec. 16, 1984
212	UCLA vs. Southern California	Dec. 20, 1981
211	Penn St. vs. Long Beach St.	Dec. 19, 1998
210	UCLA vs. Long Beach St.	Dec. 21, 1991
195	Long Beach St. vs. UCLA	Dec. 21, 1991
195	Southern California vs. UCLA	Dec. 20, 1981
191	Wisconsin vs. Nebraska	Dec. 16, 2000
189	Long Beach St. vs. Penn St.	Dec. 19, 1998
183	Texas vs. Penn St.	Dec. 19, 2009
182	Stanford vs. Penn St.	Dec. 15, 2007
180	Penn St. vs. Stanford	Dec. 15, 2007
178	Nebraska vs. Wisconsin	Dec. 16, 2000
175	Penn St. vs. Texas	Dec. 19, 2009

HITTING PERCENTAGE, THREE-SET MATCH*

(Min. 15 attempts per set)

Pct.	(K-E/TA)	Team vs. Opponent	Date
.436	(58-10/110)	Stanford vs. Minnesota.....	Dec. 18, 2004
.366	(42-12/82)	Long Beach St. vs. Nebraska	Dec. 16, 1989
.350	(55-13/120)	Stanford vs. Hawaii.....	Dec. 21, 1996
.326	(63-21/129)	Stanford vs. Long Beach St.....	Dec. 15, 2001
.308	(56-19/120)	Pacific vs. Nebraska.....	Dec. 20, 1986
.271	(61-19/155)	Texas vs. Hawaii	Dec. 17, 1988
.270	(55-21/126)	Minnesota vs. Stanford.....	Dec. 18, 2004
.264	(49-16/125)	UCLA vs. Pacific.....	Dec. 14, 1990
.240	(48-19/121)	Penn St. vs. Stanford.....	Dec. 18, 1999
.237	(50-19/131)	Washington vs. Nebraska.....	Dec. 17, 2005
.237	(50-19/131)	Hawaii vs. UCLA.....	Dec. 19, 1983
.198	(42-19/116)	Long Beach St. vs. Stanford.....	Dec. 15, 2001
.185	(51-24/146)	Nebraska vs. Washington.....	Dec. 17, 2005
.177	(44-21/130)	Penn St. vs. Stanford.....	Dec. 20, 2008
.174	(60-32/161)	Hawaii vs. Texas.....	Dec. 17, 1988
.156	(45-26/122)	UCLA vs. Hawaii.....	Dec. 19, 1983
.142	(41-21/141)	Stanford vs. Penn St.....	Dec. 20, 2008
.142	(46-28/127)	Pacific vs. UCLA.....	Dec. 14, 1990
.102	(39-26/128)	Hawaii vs. Stanford.....	Dec. 21, 1996
.078	(37-27/129)	Nebraska vs. Pacific.....	Dec. 20, 1986

HITTING PERCENTAGE, FOUR-SET MATCH*

(Min. 15 attempts per set)

Pct.	(K-E/TA)	Team vs. Opponent	Date
.349	(87-14/209)	Pacific vs. Stanford.....	Dec. 22, 1985
.321	(58-14/137)	Stanford vs. Southern California.....	Dec. 21, 2002
.296	(101-35/223)	Nebraska vs. Texas.....	Dec. 16, 1995
.284	(78-28/176)	Southern California vs. Stanford.....	Dec. 21, 2002
.278	(88-31/205)	Stanford vs. Pacific.....	Dec. 22, 1985
.251	(76-30/183)	Stanford vs. UCLA.....	Dec. 19, 1992
.250	(68-25/172)	Southern California vs. Florida.....	Dec. 20, 2003
.240	(68-28/167)	Nebraska vs. Stanford.....	Dec. 16, 2006
.237	(61-17/186)	Hawaii vs. Stanford.....	Dec. 19, 1987
.229	(68-29/170)	UCLA vs. Stanford.....	Dec. 19, 1992
.219	(61-24/169)	Penn St. vs. Long Beach St.....	Dec. 18, 1993
.202	(88-47/203)	Long Beach St. vs. Penn St.....	Dec. 18, 1993
.200	(65-30/175)	Florida vs. Southern California.....	Dec. 20, 2003
.197	(70-34/183)	Stanford vs. Nebraska.....	Dec. 16, 2006
.192	(61-23/198)	Stanford vs. Hawaii.....	Dec. 19, 1987
.183	(62-26/197)	Texas vs. Nebraska.....	Dec. 16, 1995
.175	(86-46/229)	Stanford vs. UCLA.....	Dec. 17, 1994
.172	(81-41/232)	UCLA vs. Stanford.....	Dec. 17, 1994

HITTING PERCENTAGE, FIVE-SET MATCH*

(Min. 15 attempts per set)

Pct.	(K-E/TA)	Team vs. Opponent	Date
.328	(87-25/189)	Long Beach St. vs. Penn St.....	Dec. 19, 1998
.317	(84-27/180)	Penn St. vs. Stanford.....	Dec. 15, 2007
.291	(72-19/182)	Stanford vs. Penn St.....	Dec. 15, 2007
.264	(72-25/178)	Nebraska vs. Wisconsin.....	Dec. 16, 2000
.256	(83-33/195)	Southern California vs. UCLA.....	Dec. 20, 1981
.251	(71-25/183)	Texas vs. Penn St.....	Dec. 19, 2009
.246	(89-41/195)	Long Beach St. vs. UCLA.....	Dec. 21, 1991
.245	(108-41/273)	UCLA vs. Stanford.....	Dec. 16, 1984
.245	(88-30/237)	Stanford vs. UCLA.....	Dec. 16, 1984
.244	(92-34/238)	Stanford vs. Penn St.....	Dec. 20, 1997
.234	(61-20/175)	Penn St. vs. Texas.....	Dec. 19, 2009
.229	(82-34/210)	UCLA vs. Long Beach St.....	Dec. 21, 1991
.213	(88-35/249)	Penn St. vs. Stanford.....	Dec. 20, 1997
.210	(90-40/238)	Southern California vs. Hawaii.....	Dec. 19, 1982
.197	(97-44/269)	Hawaii vs. Southern California.....	Dec. 19, 1982
.189	(79-39/212)	UCLA vs. Southern California.....	Dec. 20, 1981
.166	(70-35/211)	Penn St. vs. Long Beach St.....	Dec. 19, 1998
.147	(62-34/191)	Wisconsin vs. Nebraska.....	Dec. 16, 2000

*Hitting percentage is derived by subtracting errors from kills and dividing that remainder by total attempts.

Setting

Assists not kept on championship box scores before 1984

ASSISTS, THREE-SET MATCH

No.	Team vs. Opponent	Date
60	Stanford vs. Long Beach St.....	Dec. 15, 2001
56	Stanford vs. Minnesota.....	Dec. 18, 2004
55	Texas vs. Hawaii.....	Dec. 17, 1988
52	Minnesota vs. Stanford.....	Dec. 18, 2004
52	Hawaii vs. Texas.....	Dec. 17, 1988
51	Nebraska vs. Washington.....	Dec. 17, 2005
49	Stanford vs. Hawaii.....	Dec. 21, 1996
47	Pacific vs. Nebraska.....	Dec. 20, 1986
46	Washington vs. Nebraska.....	Dec. 17, 2005
44	Penn St. vs. Stanford.....	Dec. 18, 1999
43	Penn St. vs. Stanford.....	Dec. 20, 2008
43	Pacific vs. UCLA.....	Dec. 14, 1990
42	UCLA vs. Pacific.....	Dec. 14, 1990
39	Stanford vs. Penn St.....	Dec. 20, 2008
39	Nebraska vs. Pacific.....	Dec. 20, 1986
38	Long Beach St. vs. Nebraska.....	Dec. 16, 1989
37	Long Beach St. vs. Stanford.....	Dec. 15, 2001
37	Hawaii vs. Stanford.....	Dec. 21, 1996
35	Stanford vs. Penn St.....	Dec. 18, 1999
27	Nebraska vs. Long Beach St.....	Dec. 16, 1989

ASSISTS, FOUR-SET MATCH

No.	Team vs. Opponent	Date
94	Nebraska vs. Texas.....	Dec. 16, 1995
84	Long Beach St. vs. Penn St.....	Dec. 18, 1993
84	Pacific vs. Stanford.....	Dec. 22, 1985
81	Stanford vs. UCLA.....	Dec. 17, 1994
78	Stanford vs. Pacific.....	Dec. 22, 1985
77	UCLA vs. Stanford.....	Dec. 17, 1994
72	Stanford vs. UCLA.....	Dec. 19, 1992
69	Southern California vs. Stanford.....	Dec. 21, 2002
67	Stanford vs. Nebraska.....	Dec. 16, 2006
65	Nebraska vs. Stanford.....	Dec. 16, 2006
62	Southern California vs. Florida.....	Dec. 20, 2003
61	Florida vs. Southern California.....	Dec. 20, 2003
60	UCLA vs. Stanford.....	Dec. 19, 1992
59	Penn St. vs. Long Beach St.....	Dec. 18, 1993
55	Texas vs. Nebraska.....	Dec. 16, 1995
54	Stanford vs. Hawaii.....	Dec. 19, 1987
52	Stanford vs. Southern California.....	Dec. 21, 2002
47	Hawaii vs. Stanford.....	Dec. 19, 1987

ASSISTS, FIVE-SET MATCH

No.	Team vs. Opponent	Date
98	UCLA vs. Stanford.....	Dec. 16, 1984
84	Stanford vs. Penn St.....	Dec. 20, 1997
80	Penn St. vs. Stanford.....	Dec. 20, 1997
78	Stanford vs. UCLA.....	Dec. 16, 1984
77	UCLA vs. Long Beach St.....	Dec. 21, 1991
77	Long Beach St. vs. UCLA.....	Dec. 21, 1991
76	Long Beach St. vs. Penn St.....	Dec. 19, 1998
75	Penn St. vs. Stanford.....	Dec. 15, 2007
68	Stanford vs. Penn St.....	Dec. 15, 2007
68	Nebraska vs. Wisconsin.....	Dec. 16, 2000
67	Texas vs. Penn St.....	Dec. 19, 2009
61	Penn St. vs. Long Beach St.....	Dec. 19, 1998
57	Penn St. vs. Texas.....	Dec. 19, 2009
55	Wisconsin vs. Nebraska.....	Dec. 16, 2000

Service

SERVICE ACES, THREE-SET MATCH

No.	Team vs. Opponent	Date
8	Hawaii vs. UCLA	Dec. 19, 1983
6	Long Beach St. vs. Stanford	Dec. 15, 2001
5	Penn St. vs. Stanford	Dec. 20, 2008
5	Stanford vs. Long Beach St.	Dec. 15, 2001
4	Washington vs. Nebraska	Dec. 17, 2005
4	Nebraska vs. Washington	Dec. 17, 2005
4	UCLA vs. Pacific	Dec. 14, 1990
4	Texas vs. Hawaii	Dec. 17, 1988
4	Nebraska vs. Pacific	Dec. 20, 1986
3	Stanford vs. Hawaii	Dec. 21, 1996
3	Long Beach St. vs. Nebraska	Dec. 16, 1989
3	Nebraska vs. Long Beach St.	Dec. 16, 1989
2	Hawaii vs. Stanford	Dec. 21, 1996
2	Hawaii vs. Texas	Dec. 17, 1988
2	Pacific vs. Nebraska	Dec. 20, 1986
1	Stanford vs. Minnesota	Dec. 18, 2004
1	Minnesota vs. Stanford	Dec. 18, 2004
1	Penn St. vs. Stanford	Dec. 18, 1999
1	Stanford vs. Penn St.	Dec. 18, 1999
1	Pacific vs. UCLA	Dec. 14, 1990
1	UCLA vs. Hawaii	Dec. 19, 1983

SERVICE ACES, FOUR-SET MATCH

No.	Team vs. Opponent	Date
10	Pacific vs. Stanford	Dec. 22, 1985
9	Stanford vs. Southern California	Dec. 21, 2002
7	Long Beach St. vs. Penn St.	Dec. 18, 1993
6	Southern California vs. Stanford	Dec. 21, 2002
6	UCLA vs. Stanford	Dec. 17, 1994
6	Stanford vs. Pacific	Dec. 22, 1985
5	Nebraska vs. Stanford	Dec. 16, 2006
5	Texas vs. Nebraska	Dec. 16, 1995
4	Stanford vs. Nebraska	Dec. 16, 2006
4	Nebraska vs. Texas	Dec. 16, 1995
3	Southern California vs. Florida	Dec. 20, 2003
3	Penn St. vs. Long Beach St.	Dec. 18, 1993
2	Florida vs. Southern California	Dec. 20, 2003
2	Stanford vs. UCLA	Dec. 19, 1992
2	UCLA vs. Stanford	Dec. 19, 1992
2	Stanford vs. Hawaii	Dec. 19, 1987
1	Stanford vs. UCLA	Dec. 17, 1994
1	Hawaii vs. Stanford	Dec. 19, 1987

SERVICE ACES, FIVE-SET MATCH

No.	Team vs. Opponent	Date
11	Hawaii vs. Southern California	Dec. 19, 1982
10	Southern California vs. Hawaii	Dec. 19, 1982
10	UCLA vs. Southern California	Dec. 20, 1981
9	Stanford vs. Penn St.	Dec. 15, 2007
9	Penn St. vs. Long Beach St.	Dec. 19, 1998
9	UCLA vs. Long Beach St.	Dec. 21, 1991
7	UCLA vs. Stanford	Dec. 16, 1984
7	Stanford vs. UCLA	Dec. 16, 1984
6	Wisconsin vs. Nebraska	Dec. 16, 2000
5	Texas vs. Penn St.	Dec. 19, 2009
4	Penn St. vs. Texas	Dec. 19, 2009
4	Nebraska vs. Wisconsin	Dec. 16, 2000
4	Southern California vs. UCLA	Dec. 20, 1981
3	Long Beach St. vs. Penn St.	Dec. 19, 1998
3	Stanford vs. Penn St.	Dec. 20, 1997
3	Long Beach St. vs. UCLA	Dec. 21, 1991
2	Penn St. vs. Stanford	Dec. 15, 2007
1	Penn St. vs. Stanford	Dec. 20, 1997

Defense

DIGS, THREE-SET MATCH

No.	Team vs. Opponent	Date
69	Texas vs. Hawaii	Dec. 17, 1988
69	Hawaii vs. UCLA	Dec. 19, 1983
64	Penn St. vs. Stanford	Dec. 20, 2008
61	Washington vs. Nebraska	Dec. 17, 2005
59	Pacific vs. Nebraska	Dec. 20, 1986
57	Pacific vs. UCLA	Dec. 14, 1990
57	Hawaii vs. Texas	Dec. 17, 1988
54	Stanford vs. Penn St.	Dec. 20, 2008
51	Nebraska vs. Washington	Dec. 17, 2005
49	Stanford vs. Penn St.	Dec. 21, 1996
49	Nebraska vs. Pacific	Dec. 20, 1986
48	Stanford vs. Hawaii	Dec. 21, 1996
48	UCLA vs. Pacific	Dec. 14, 1990
46	Penn St. vs. Stanford	Dec. 18, 1999
45	Stanford vs. Minnesota	Dec. 18, 2004
43	UCLA vs. Hawaii	Dec. 19, 1983
42	Long Beach St. vs. Nebraska	Dec. 16, 1989
40	Stanford vs. Long Beach St.	Dec. 15, 2001
39	Hawaii vs. Stanford	Dec. 21, 1996
37	Long Beach St. vs. Stanford	Dec. 15, 2001
36	Minnesota vs. Stanford	Dec. 18, 2004
22	Nebraska vs. Long Beach St.	Dec. 16, 1989

DIGS, FOUR-SET MATCH

No.	Team vs. Opponent	Date
99	Stanford vs. UCLA	Dec. 17, 1994
98	UCLA vs. Stanford	Dec. 17, 1994
92	Nebraska vs. Texas	Dec. 16, 1995
90	Stanford vs. Hawaii	Dec. 19, 1987
86	Hawaii vs. Stanford	Dec. 19, 1987
82	Stanford vs. Pacific	Dec. 22, 1985
74	Long Beach St. vs. Penn St.	Dec. 18, 1993
73	Southern California vs. Florida	Dec. 20, 2003
71	Texas vs. Nebraska	Dec. 16, 1995
70	Pacific vs. Stanford	Dec. 22, 1985
67	Stanford vs. Nebraska	Dec. 16, 2006
65	Nebraska vs. Stanford	Dec. 16, 2006
65	Stanford vs. UCLA	Dec. 19, 1992
64	Florida vs. Southern California	Dec. 20, 2003
61	Southern California vs. Stanford	Dec. 21, 2002
61	Penn St. vs. Long Beach St.	Dec. 18, 1993
61	UCLA vs. Stanford	Dec. 19, 1992
50	Stanford vs. Southern California	Dec. 21, 2002

DIGS, FIVE-SET MATCH

No.	Team vs. Opponent	Date
113	Stanford vs. Penn St.	Dec. 20, 1997
106	UCLA vs. Stanford	Dec. 16, 1984
98	Penn St. vs. Stanford	Dec. 20, 1997
86	Long Beach St. vs. UCLA	Dec. 21, 1991
86	Stanford vs. UCLA	Dec. 16, 1984
82	Long Beach St. vs. Penn St.	Dec. 19, 1998
81	Texas vs. Penn St.	Dec. 19, 2009
80	Penn St. vs. Texas	Dec. 19, 2009
76	Penn St. vs. Stanford	Dec. 15, 2007
75	Wisconsin vs. Nebraska	Dec. 16, 2000
73	Nebraska vs. Wisconsin	Dec. 16, 2000
64	Stanford vs. Penn St.	Dec. 15, 2007
60	Penn St. vs. Long Beach St.	Dec. 19, 1998
57	UCLA vs. Long Beach St.	Dec. 21, 1991



NCAA VOLLEYBALL

Coaching Records

Coaching Facts.....	50
All-Time Coaching Records.....	51
All-Time Coaches.....	52



Coaching Facts

FINALS APPEARANCES

- 11 Andy Banachowski, UCLA
- 10 John Dunning, Pacific (4), Stanford (6)
- 10 Don Shaw, Stanford
- 9 Dave Shoji, Hawaii
- 8 Brian Gimmillaro, Long Beach St.
- 8 Mick Haley, Texas (4), Southern California (4)
- 8 Russ Rose, Penn St.
- 7 Mary Wise, Florida
- 6 Terry Pettit, Nebraska
- 5 John Cook, Nebraska
- 5 Mike Hebert, Illinois (2), Minnesota (3)
- 4 Chuck Erbe, Southern California (3), Michigan St. (1)
- 4 Fred Sturm, Stanford
- 3 Jerritt Elliott, Southern California (1), Texas (2)
- 3 Taras Liskevych, Pacific
- 3 Jim McLaughlin, Washington
- 2 Scott Luster, LSU
- 2 Jim Stone, Ohio St.
- 2 Rudy Suwara, San Diego St.
- 1 Elaine Michaelis, BYU
- 1 Rich Feller, California
- 1 Cathy George, Texas-Arlington
- 1 Dick Montgomery, San Jose St.
- 1 Rob Patrick, Tennessee
- 1 David Rubio, Arizona
- 1 Pete Waite, Wisconsin
- 1 Jon Wallace, Santa Clara

CONSECUTIVE FINALS APPEARANCES

- 5 Andy Banachowski, UCLA, 1988-89-90-91-92
- 4 Fred Sturm, Stanford, 1982-83-84-85
- 4 Don Shaw, Stanford, 1984-85-86-87
- 4 Don Shaw, Stanford, 1994-95-96-97
- 3 Andy Banachowski, UCLA, 1983-84-85
- 3 Mick Haley, 1986-87-88
- 3 Brian Gimmillaro, Long Beach St., 1991-92-93
- 3 Mary Wise, Florida, 1996-97-98
- 3 Brian Gimmillaro, Long Beach St., 1997-98-99
- 3 Russ Rose, Penn St., 1997-98-99
- 3 Mick Haley, Southern California, 2002-03-04
- 3 Jim McLaughlin, Washington, 2004-05-06
- 3 John Dunning, Stanford, 2006-07-08
- 3 Russ Rose, Penn St., 2007-08-09

FINALS MATCHES

- 19 Andy Banachowski, UCLA
- 19 John Dunning, Pacific (7), Stanford (12)
- 18 Don Shaw, Stanford
- 15 Russ Rose, Penn St.
- 14 Dave Shoji, Hawaii
- 13 Brian Gimmillaro, Long Beach St.
- 12 Mick Haley, Texas (6), Southern California (6)
- 9 Terry Pettit, Nebraska
- 8 John Cook, Nebraska
- 8 Fred Sturm, Stanford
- 8 Mary Wise, Florida
- 7 Chuck Erbe, Southern California (6), Michigan St. (1)
- 6 Mike Hebert, Illinois (2), Minnesota (4)
- 6 Taras Liskevych, Pacific
- 4 Jerritt Elliott, Southern California (1), Texas (3)
- 4 Jim McLaughlin, Washington
- 4 Rudy Suwara, San Diego St.
- 2 Scott Luster, LSU
- 2 Dick Montgomery, San Jose St.
- 2 Jim Stone, Ohio St.
- 2 Pete Waite, Wisconsin
- 1 Rich Feller, California
- 1 Cathy George, Texas-Arlington
- 1 Elaine Michaelis, BYU
- 1 Rob Patrick, Tennessee
- 1 David Rubio, Arizona
- 1 Jon Wallace, Santa Clara

FINALS WINS

- 13 John Dunning, Pacific (5), Stanford (8)
- 12 Don Shaw, Stanford
- 11 Russ Rose, Penn St.
- 10 Andy Banachowski, UCLA
- 8 Brian Gimmillaro, Long Beach St.
- 8 Dave Shoji, Hawaii
- 7 Mick Haley, Texas (3), Southern California (4)
- 5 John Cook, Nebraska
- 4 Chuck Erbe, Southern California (4), Michigan St. (0)
- 4 Terry Pettit, Nebraska
- 3 Fred Sturm, Stanford
- 2 Jim McLaughlin, Washington
- 2 Rudy Suwara, San Diego St.
- 1 Jerritt Elliott, Southern California (0), Texas (1)
- 1 Mike Hebert, Illinois (0), Minnesota (1)
- 1 Taras Liskevych, Pacific
- 1 Pete Waite, Wisconsin
- 1 Mary Wise, Florida

FINALS WINNING PERCENTAGE

(Min. four matches)

- | | | |
|------|--------|---|
| .733 | (11-4) | Russ Rose, Penn St. |
| .684 | (13-6) | John Dunning, Pacific, Stanford |
| .667 | (12-6) | Don Shaw, Stanford |
| .625 | (5-3) | John Cook, Nebraska |
| .615 | (8-5) | Brian Gimmillaro, Long Beach St. |
| .583 | (7-5) | Mick Haley, Texas, Southern California |
| .571 | (8-6) | Dave Shoji, Hawaii |
| .571 | (4-3) | Chuck Erbe, Southern California, Michigan St. |
| .526 | (10-9) | Andy Banachowski, UCLA |
| .500 | (2-2) | Jim McLaughlin, Washington |
| .500 | (2-2) | Rudy Suwara, San Diego St. |
| .444 | (4-5) | Terry Pettit, Nebraska |
| .375 | (3-5) | Fred Sturm, Stanford |
| .250 | (1-3) | Jerritt Elliott, Southern California, Texas |
| .167 | (1-5) | Mike Hebert, Illinois, Minnesota |
| .167 | (1-5) | Tara Liskevych, Pacific |
| .125 | (1-7) | Mary Wise, Florida |

COACHED TWO DIFFERENT SCHOOLS INTO FINALS

- Mike Hebert, Illinois (1987-88) and Minnesota (2003-04-09)
- John Dunning, Pacific (1985-86-90-99) and Stanford (2001-02-04-06-07-08)
- Mick Haley, Texas (1986-87-88-95) and Southern California (2002-03-04-07)
- Chuck Erbe, Southern California (1981-82-85) and Michigan St. (1995)
- Jerritt Elliott, Southern California (2000) and Texas (2008-09)

NCAA CHAMPIONSHIPS

- 4 John Dunning, Pacific (2), Stanford (2)
- 4 Russ Rose, Penn St.
- 4 Don Shaw, Stanford
- 3 Andy Banachowski, UCLA
- 3 Brian Gimmillaro, Long Beach St.
- 3 Mick Haley, Texas (1), Southern California (2)
- 3 Dave Shoji, Hawaii
- 2 John Cook, Nebraska
- 1 Chuck Erbe, Southern California (1), Michigan St. (0)
- 1 Jim McLaughlin, Washington
- 1 Terry Pettit, Nebraska

NCAA CHAMPIONSHIPS WITH TWO DIFFERENT SCHOOLS

- John Dunning, Pacific (1985-86) and Stanford (2001-04)
- Mick Haley, Texas (1988) and Southern California (2002-03)

All-Time Coaching Records

By School							
(25 TEAMS)							
Coach (Years in Finals)	Yrs.	W	L	Pct	CH	2d	3d
ARIZONA							
David Rubio (2001).....	1	0	1	.000	0	0	1
TOTAL	1	0	1	.000	0	0	1
BYU							
Elaine Michaelis (1993).....	1	0	1	.000	0	0	1
TOTAL	1	0	1	.000	0	0	1
CALIFORNIA							
Rich Feller (2007).....	1	0	1	.000	0	0	1
TOTAL	1	0	1	.000	0	0	1
FLORIDA							
Mary Wise (1992, 93, 96, 97, 98, 2002, 03).....	7	1	7	.125	0	1	6
TOTAL	7	1	7	.125	0	1	6
HAWAII							
Dave Shoji (1982, 83, 87, 88, 96, 2000, 02, 03, 09).....	9	8	6	.571	3	2	4
TOTAL	9	8	6	.571	3	2	4
ILLINOIS							
Mike Hebert (1987, 88).....	2	0	2	.000	0	0	2
TOTAL	2	0	2	.000	0	0	2
LONG BEACH ST.							
Brian Gimmillaro (1989, 91, 92, 93, 97, 98, 99, 2001).....	8	8	5	.615	3	2	3
TOTAL	8	8	5	.615	3	2	3
LSU							
Scott Luster (1990, 91).....	2	0	2	.000	0	0	2
TOTAL	2	0	2	.000	0	0	2
MICHIGAN ST.							
Chuck Erbe (1995).....	1	0	1	.000	0	0	1
TOTAL	1	0	1	.000	0	0	1
MINNESOTA							
Mike Herbert (2003, 04, 09).....	3	1	3	.250	0	1	2
TOTAL	3	1	3	.250	0	1	2
NEBRASKA							
Terry Pettit (1986, 89, 90, 95, 96, 98).....	6	4	5	.444	1	2	3
John Cook (2000, 01, 05, 06, 08).....	5	5	3	.625	2	1	2
TOTAL	11	9	8	.529	3	3	5
OHIO ST.							
Jim Stone (1991, 94).....	2	0	2	.000	0	0	2
TOTAL	2	0	2	.000	0	0	2
PACIFIC							
Taras Liskevych (1981, 83, 84).....	3	1	5	.167	0	0	1
John Dunning (1985, 86, 90, 99).....	4	5	2	.714	2	1	1
TOTAL	7	6	7	.462	2	1	2
PENN ST.							
Russ Rose (1993, 94, 97, 98, 99, 2007, 08, 09).....	8	11	4	.733	4	3	1
TOTAL	8	11	4	.733	4	3	1
SAN DIEGO ST.							
Rudy Suwara (1981, 82).....	2	2	2	.500	0	0	2
TOTAL	2	2	2	.500	0	0	2
SAN JOSE ST.							
Dick Montgomery (1984).....	1	0	2	.000	0	0	0
TOTAL	1	0	2	.000	0	0	0

Coach (Years in Finals)	Yrs.	W	L	Pct	CH	2d	3d
SANTA CLARA							
Jon Wallace (2005).....	1	0	1	.000	0	0	1
TOTAL	1	0	1	.000	0	0	1
SOUTHERN CALIFORNIA							
Chuck Erbe (1981, 82, 85).....	3	4	2	.667	1	1	1
Jerritt Elliott (2000).....	1	0	1	.000	0	0	1
Mick Haley (2002, 03, 04, 07).....	4	4	2	.667	2	0	2
TOTAL	8	8	5	.615	3	1	4
STANFORD (*co-head coach)							
Fred Sturm (1982, 83, *84, *85).....	4	3	5	.375	0	2	1
Don Shaw (*1984, *85, 86, 87, 92, 94, 95, 96, 97, 99).....	10	12	6	.667	4	4	2
John Dunning (2001, 02, 04, 06, 07, 08).....	6	8	4	.667	2	4	0
TOTAL	18	21	13	.618	6	8	3
TENNESSEE							
Rob Patrick (2005).....	1	0	1	.000	0	0	1
TOTAL	1	0	1	.000	0	0	1
TEXAS							
Mick Haley (1986, 87, 88, 95).....	4	3	3	.500	1	1	2
Jerritt Elliott (2008, 09).....	2	1	2	.333	0	1	1
TOTAL	6	4	5	.444	1	2	3
TEXAS-ARLINGTON							
Cathy George (1989).....	1	0	1	.000	0	0	1
TOTAL	1	0	1	.000	0	0	1
UCLA							
Andy Banachowski (1981, 83, 84, 85, 88, 89, 90, 91, 92, 94, 2006).....	11	10	9	.526	3	4	3
TOTAL	11	10	9	.526	3	4	3
WASHINGTON							
Jim McLaughlin (2004, 05, 06).....	3	2	2	.500	1	0	2
TOTAL	3	2	2	.500	1	0	2
WISCONSIN							
Pete Waite (2000).....	1	1	1	.500	0	1	0
TOTAL	1	1	1	.500	0	1	0

Note: The 1981-85 championships included a third-place match. It was discontinued beginning with the 1986 championship. Beginning in 1986, third place is awarded to both teams that lose in the semifinals.

COACHING RECORDS

All-Time Coaches (Alphabetical)

(27 COACHES)

Coach (School) Years in Tournament.....	Yrs.	Won	Lost	Pct.	CH	2d	3d
Andy Banachowski (UCLA) 1981, 83, 84, 85, 88, 89, 90, 91, 92, 94, 2006.....	11	10	9	.526	3	3	4
John Cook (Nebraska) 2000, 01, 05, 06, 08.....	5	5	3	.625	2	1	2
John Dunning (Pacific) 1985, 86, 90, 99.....	4	5	2	.714	2	1	1
John Dunning (Stanford) 2001, 02, 04, 06, 07, 08.....	6	8	4	.667	2	4	0
Dunning Total.....	10	13	6	.684	4	5	1
Jerritt Elliott (Southern California) 2000.....	1	0	1	.000	0	0	1
Jerritt Elliott (Texas) 2008, 09.....	2	1	2	.333	0	1	1
Elliott Total.....	3	1	3	.250	0	1	2
Chuck Erbe (Southern California) 1981, 82, 85.....	3	4	2	.667	1	1	1
Chuck Erbe (Michigan St.) 1995.....	1	0	1	.000	0	0	1
Erbe Total.....	4	4	3	.571	1	1	2
Rich Feller (California) 2007.....	1	0	1	.000	0	0	1
Cathy George (Texas-Arlington) 1989.....	1	0	1	.000	0	0	1
Brian Gimmillaro (Long Beach St.) 1989, 91, 92, 93, 97, 98, 99, 2001.....	8	8	5	.615	3	2	3
Mick Haley (Texas) 1986, 87, 89, 95.....	4	3	3	.500	1	1	2
Mick Haley (Southern California) 2002, 03, 04, 07.....	4	4	2	.667	2	0	2
Haley Total.....	8	7	5	.583	3	1	4
Mike Hebert (Illinois) 1987, 88.....	2	0	2	.000	0	0	2
Mike Hebert (Minnesota) 2003, 04, 09.....	3	1	3	.250	0	1	2
Hebert Total.....	5	1	5	.167	0	1	4
Taras Liskevych (Pacific) 1981, 83, 84.....	3	1	5	.167	0	0	1
Scott Luster (LSU) 1990, 91.....	2	0	2	.000	0	0	2
Jim McLaughlin (Washington) 2004, 05, 06.....	3	2	2	.500	1	0	2
Elaine Michaelis (BYU) 1993.....	1	0	1	.000	0	0	1
Dick Montgomery (San Jose St.) 1984.....	1	0	2	.000	0	0	0
Rob Patrick (Tennessee) 2005.....	1	0	1	.000	0	0	1
Terry Pettit (Nebraska) 1986, 89, 90, 95, 96, 98.....	6	4	5	.444	1	2	3
Russ Rose (Penn St.) 1993, 94, 97, 98, 99, 2007, 08, 09.....	8	11	4	.733	4	3	1
David Rubio (Arizona) 2001.....	1	0	1	.000	0	0	1
Don Shaw (Stanford) *1984, *85, 86, 87, 92, 94, 95, 96, 97, 99.....	10	12	6	.667	4	4	2
Dave Shoji (Hawaii) 1982, 83, 87, 88, 96, 2000, 02, 03, 09.....	9	8	6	.571	3	2	4
Jim Stone (Ohio St.) 1991, 94.....	2	0	2	.000	0	0	2
Fred Sturm (Stanford) 1982, 83, *84, *85.....	4	3	5	.375	0	2	1
Rudy Suwara (San Diego St.) 1981, 82.....	2	2	2	.500	0	0	2
Pete Waite (Wisconsin) 2000.....	1	1	1	.500	0	1	0
Jon Wallace (Santa Clara) 2005.....	1	0	1	.000	0	0	1
Mary Wise (Florida) 1992, 93, 96, 97, 98, 2002, 03.....	7	1	7	.125	0	1	6

Note: Shaw and Sturm were co-head coaches at Stanford in 1984 and 1985.



Attendance Records and Sites

Largest Crowds	54
Championship Finals Attendance History.....	54
Future Championship Dates and Sites.....	55



Largest Crowds

SESSION, CHAMPIONSHIP

17,209—Nebraska vs. Stanford, Dec. 16, 2006

SESSION, FINALS

17,430—Texas vs. Stanford/Nebraska vs. Penn St., Dec. 18, 2008 (semifinals)

TOP 15 FINALS SESSION ATTENDANCE

17,430—Texas vs. Stanford/Nebraska vs. Penn St., Dec. 18, 2008 (semifinals)

17,209—Nebraska vs. Stanford, Dec. 16, 2006 (championship)

17,014—Nebraska vs. UCLA/Stanford vs. Washington, Dec. 14, 2006 (semifinals)

14,299—Penn St. vs. Stanford, Dec. 20, 2008 (championship)

13,631—Penn St. vs. Stanford, Dec. 15, 2007 (championship)

13,194—Long Beach St. vs. Penn St., Dec. 19, 1998 (championship)

13,048—Penn St. vs. California/Stanford vs. Southern California, Dec. 13, 2007 (semifinals)

12,327—Long Beach St. vs. Florida/Penn St. vs. Nebraska, Dec. 17, 1998 (semifinals)

11,114—Long Beach St. vs. Penn St., Dec. 18, 1993 (championship)

10,792—Stanford vs. Penn St., Dec. 20, 1997 (championship)

10,294—Stanford vs. Long Beach St./Penn St. vs. Florida, Dec. 18, 1997 (semifinals)

10,270—Long Beach St. vs. Florida, Penn St. vs. BYU, Dec. 16, 1993 (semifinals)

10,252—Penn St. vs. Pacific/Stanford vs. Long Beach St., Dec. 16, 1999 (semifinals)

10,252—Penn St. vs. Stanford, Dec. 18, 1999 (championship)

10,067—Stanford vs. Long Beach St., Dec. 15, 2001 (championship)

TOP 10 FINALS TOTAL ATTENDANCE

34,223 2006

31,729 2008

26,679 2007

25,521 1998

21,384 1993

21,086 1997

20,504 1999

19,653 2001

18,531 1992

17,165 2004

Championship Finals Attendance History

(1981-2009)

Year	Host	City	Arena	Semifinals	Championship	Total	Average
1981	UCLA	Los Angeles	Pauley Pavilion	# 3,500	6,289	9,789	4,895
1982	Pacific	Stockton, Calif.	Alex G. Spanos Center	2,603	4,126	6,729	3,365
1983	Kentucky	Lexington, Ky.	Memorial Coliseum	1,785	2,000	3,785	1,893
1984	UCLA	Los Angeles	Pauley Pavilion	N/A	4,285	4,285	4,285
1985	Western Mich.	Kalamazoo, Mich.		6,941	7,876	14,817	7,409
1986	Pacific	Stockton, Calif.	Alex G. Spanos Center	# 6,500	# 6,500	# 13,000	6,500
1987	Purdue	Indianapolis	Market Square Arena	6,226	6,885	13,111	6,556
1988	Minnesota	Minneapolis	Williams Arena	7,329	9,107	16,436	8,218
1989	Hawaii	Honolulu	Blaisdell Arena	4,920	5,639	10,559	5,280
1990	Maryland	College Park, Md.	Cole Field House	4,273	5,314	9,587	4,794
1991	UCLA	Los Angeles	Pauley Pavilion	N/A	7,177	7,177	7,177
1992	New Mexico	Albuquerque, N.M.	University Arena	6,661	4,693	11,354	5,677
1993	Wisconsin	Madison, Wis.	UW Field House	10,270	11,114	21,384	10,692
1994	Texas	Austin, Tex.	Frank Erwin Center	7,077	8,312	15,389	7,695
1995	Massachusetts	Amherst, Mass.	Mullins Center	6,932	7,364	14,296	7,148
1996	Cleveland St.	Cleveland	Convocation Center	7,209	8,009	15,218	7,609
1997	Washington St.	Spokane, Wash.	Spokane Arena	10,294	10,792	21,086	10,543
1998	Wisconsin	Madison, Wis.	UW Field House	12,327	13,194	25,521	12,761
1999	Hawaii	Honolulu	Stan Sheriff Center	10,252	10,252	20,504	10,252
2000	VCU	Richmond, Va.	Richmond Coliseum	7,783	8,444	16,227	8,114
2001	San Diego St.	San Diego, Calif.	Cox Arena	9,586	10,067	19,653	9,827
2002	New Orleans		New Orleans Arena	6,160	6,451	12,611	6,306
2003	Dallas		Reunion Arena	6,805	7,261	14,066	7,033
2004	Long Beach St.	Long Beach, Calif.	Long Beach Arena	8,339	8,826	17,165	8,583
2005	UTSA	San Antonio	Alamodome	7,931	8,482	16,413	8,207
2006	Nebraska	Omaha, Neb.	Qwest Center	17,014	* 17,209	* 34,223	* 17,112
2007	Sacramento St.	Sacramento, Calif.	ARCO Arena	13,048	13,631	26,679	13,340
2008	Nebraska	Omaha, Neb.	Qwest Center	* 17,430	14,299	31,729	15,865
2009	South Fla.	Tampa, Fla.	St. Pete Times Forum	7,197	7,968	15,165	7,583

Note: Semifinal attendance and average attendance are per session. Third-place match was played 1981-85. Attendance for third-place match and championship match were included in championship session attendance. #-Attendance estimated. *-Record

Future Championship Dates and Sites

REGIONALS

2010 (DECEMBER 10-11)

Bank of America Arena, Seattle
University of Washington, host
Rec Hall, University Park, Penn.
Pennsylvania State University, host
Gregory Gymnasium, Austin, Texas
University of Texas at Austin, host
University of Dayton Arena, Dayton, Ohio
University of Dayton, host

2011 (DECEMBER 9-10)

Stephen C. O'Connell Center, Gainesville, Fla.
University of Florida, host
Sports Pavilion, Minneapolis
University of Minnesota, Twin Cities, host
Stan Sheriff Center, Honolulu
University of Hawaii, Manoa, host
Memorial Coliseum, Lexington, Ky.
University of Kentucky, host

VOLLEYBALL FINALS

2010 (30TH ANNUAL)

DECEMBER 16 AND 18

Sprint Center, Kansas City, Mo.
University of Missouri-Kansas City and Greater
Kansas City Sports Commission, hosts

2011 (31ST ANNUAL)

DECEMBER 15 AND 17

Alamodome, San Antonio, Texas
University of Texas at San Antonio and San Antonio
Sports Foundation, hosts

2012 (32ND ANNUAL)

DECEMBER 13 AND 15

KFC YUM! Center, Louisville, Ky.
University of Louisville and Louisville Sports
Commission, hosts

2013 (33RD ANNUAL)

DECEMBER 19 AND 21

Bank of America Arena, Seattle
University of Washington and Seattle Sports
Commission, hosts

2014 (34TH ANNUAL)

DECEMBER 18 AND 20

Ford Center, Oklahoma City
Big 12 Conference and Oklahoma City All Sports
Association, hosts



NCAA VOLLEYBALL

Finals Matchups

All-Time Finals Matchups 58



All-Time Finals Matchups

Arizona

vs. Long Beach St. (0-1)

Semifinals (0-1)			
Dec. 13, 2001	27-30, 25-30, 20-30		L, 0-3

BYU

vs. Penn St. (0-1)

Semifinals (0-1)			
Dec. 16, 1993	13-15, 15-6, 14-16, 12-15		L, 1-3

California

vs. Penn St. (0-1)

Semifinals (0-1)			
Dec. 13, 2007	28-30, 25-30, 16-30		L, 0-3

Florida

vs. Hawaii (1-1)

Semifinals (1-1)			
Dec. 18, 2003	30-28, 30-28, 23-30, 30-28		W, 3-1
Dec. 19, 1996	11-15, 8-15, 9-15		L, 0-3

vs. Long Beach St. (0-2)

Semifinals (0-2)			
Dec. 17, 1998	2-15, 8-15, 10-15		L, 0-3
Dec. 16, 1993	10-15, 6-15, 3-15		L, 0-3

vs. Penn St. (0-1)

Semifinals (0-1)			
Dec. 18, 1997	11-15, 12-15, 13-15		L, 0-3

vs. Southern California (0-2)

Semifinals (0-1)			
Dec. 19, 2002	30-24, 25-30, 26-30, 24-30		L, 1-3
Championship (0-1)			
Dec. 20, 2003	30-25, 27-30, 19-30, 26-30		L, 1-3

vs. UCLA (0-1)

Semifinals (0-1)			
Dec. 17, 1992	12-15, 12-15, 10-15		L, 0-3

Hawaii

vs. Florida (1-1)

Semifinals (1-1)			
Dec. 18, 2003	28-30, 28-30, 30-23, 28-30		L, 1-3
Dec. 19, 1996	15-11, 15-8, 15-9		W, 3-0

vs. Illinois (2-0)

Semifinals (0-2)			
Dec. 15, 1988	15-1, 15-12, 13-15, 15-13		W, 3-1
Dec. 17, 1987	19-17, 15-13, 15-11		W, 3-0

vs. Nebraska (0-1)

Semifinals (0-1)			
Dec. 14, 2000	3-15, 12-15, 15-9, 10-15		L, 1-3

vs. Penn St. (0-1)

Semifinals (0-1)			
Dec. 17, 2009	25-23, 18-25, 15-25, 18-25		L, 1-3

vs. Southern California (1-0)

Championship (1-0)			
Dec. 19, 1982	14-16, 9-15, 15-13, 15-10, 15-12		W, 3-2

vs. Stanford (3-2)

Semifinals (2-1)			
Dec. 19, 2002	25-30, 27-30, 24-30		L, 0-3
Dec. 17, 1983	15-9, 15-7, 15-7		W, 3-0
Dec. 17, 1982	12-15, 15-9, 12-15, 15-11, 15-6		W, 3-2

Championship (1-1)

Dec. 21, 1996	7-15, 3-15, 5-15		L, 0-3
Dec. 19, 1987	15-01, 15-10, 9-15, 15-1		W, 3-1

vs. Texas (0-1)

Championship (0-1)			
Dec. 17, 1988	4-15, 14-16, 13-15		L, 0-3

vs. UCLA (1-0)

Championship (1-0)			
Dec. 19, 1983	15-13, 15-4, 15-10		W, 3-0

Illinois

vs. Hawaii (0-2)

Semifinals (0-2)			
Dec. 15, 1988	1-15, 12-15, 15-13, 13-15		L, 1-3
Dec. 17, 1987	17-19, 13-15, 11-15		L, 0-3

Long Beach St.

vs. Arizona (1-0)

Semifinals (1-0)			
Dec. 13, 2001	30-27, 30-25, 30-20		W, 3-0

vs. Florida (2-0)

Semifinals (2-0)			
Dec. 17, 1998	15-2, 15-8, 15-10		W, 3-0
Dec. 16, 1993	15-10, 15-6, 15-3		W, 3-0

vs. LSU (1-0)

Semifinals (1-0)			
Dec. 12, 1991	15-13, 6-15, 15-10, 15-13		W, 3-1

vs. Nebraska (1-0)

Championship (1-0)			
Dec. 16, 1989	15-12, 15-0, 15-6		W, 3-0

vs. Penn St. (2-0)

Championship (2-0)			
Dec. 19, 1998	15-3, 15-10, 13-15, 14-16, 15-12		W, 3-2
Dec. 18, 1993	15-13, 12-15, 15-11, 16-14		W, 3-1

vs. Stanford (0-4)

Semifinals (0-3)			
Dec. 16, 1999	10-15, 10-15, 3-15		L, 0-3
Dec. 18, 1997	15-9, 10-15, 4-15, 15-17		L, 1-3
Dec. 17, 1992	10-15, 12-15, 15-6, 9-15		L, 1-3

Championship (0-1)

Dec. 15, 2001	29-31, 28-30, 25-30		L, 0-3
---------------	---------------------	--	--------

vs. Texas-Arlington (1-0)

Semifinals (1-0)			
Dec. 14, 1989	15-6, 11-15, 15-10, 15-7		W, 3-1

vs. UCLA (0-1)

Championship (0-1)			
Dec. 21, 1991	15-12, 15-13, 12-15, 6-15, 11-15		L, 2-3

LSU

vs. Long Beach St. (0-1)

Semifinals (0-1)			
Dec. 12, 1991	13-15, 15-6, 10-15, 13-15		L, 1-3

vs. UCLA (0-1)

Semifinals (0-1)			
Dec. 12, 1990	13-15, 10-15, 6-15		L, 0-3

Michigan St.

vs. Nebraska (0-1)

Semifinals (0-1)			
Dec. 14, 1995	15-10, 8-15, 8-15, 15-9, 8-15		L, 2-3

Minnesota

vs. Southern California (1-1)

Semifinals (1-1)			
Dec. 16, 2004	30-25, 29-31, 30-26, 30-20		W, 3-1
Dec. 18, 2003	27-30, 28-30, 20-30		L, 0-3

vs. Stanford (0-1)

Championship (0-1)			
Dec. 18, 2004	23-30, 27-30, 21-30		L, 0-3

vs. Texas (0-1)

Semifinals (0-1)			
Dec. 17, 2009	19-25, 20-25, 15-25		L, 0-3

Nebraska**vs. Hawaii (1-0)**

Semifinals (1-0)
Dec. 14, 2000 15-3, 15-12, 9-15, 15-10 W, 3-1

vs. Long Beach St. (0-1)

Championship (0-1)
Dec. 16, 1989 12-15, 0-15, 6-15 L, 0-3

vs. Michigan St. (1-0)

Semifinals (1-0)
Dec. 14, 1995 10-15, 15-8, 15-8, 9-15, 15-8 W, 3-2

vs. Pacific (0-2)

Semifinals (0-1)
Dec. 12, 1990 13-15, 15-11, 9-15, 12-15 L, 1-3

Championship (0-1)
Dec. 20, 1986 12-15, 4-15, 4-15 L, 0-3

vs. Penn St. (0-2)

Semifinals (0-2)
Dec. 18, 2008 17-25, 18-25, 25-15, 25-22, 11-15 L, 2-3
Dec. 17, 1998 11-15, 8-15, 15-8, 11-15 L, 1-3

vs. Santa Clara (1-0)

Semifinals (1-0)
Dec. 15, 2005 30-24, 30-19, 30-21 W, 3-0

vs. Stanford (2-2)

Semifinals (1-2)
Dec. 13, 2001 29-31, 28-30, 21-30 L, 0-3
Dec. 19, 1996 15-9, 8-15, 9-15, 8-15 L, 1-3
Dec. 18, 1986 7-15, 15-2, 15-10, 15-10 W, 3-1

Championship (1-0)
Dec. 16, 2006 27-30, 30-26, 30-28, 30-27 W, 3-1

vs. Texas (1-0)

Championship (1-0)
Dec. 16, 1995 11-15, 15-2, 15-7, 16-14 W, 3-1

vs. UCLA (2-0)

Semifinals (2-0)
Dec. 14, 2006 23-30, 30-28, 30-23, 30-28 W, 3-1
Dec. 14, 1989 15-13, 15-11, 15-6 W, 3-0

vs. Washington (0-1)

Championship (0-1)
Dec. 15, 2005 26-30, 25-30, 26-30 L, 0-3

vs. Wisconsin (1-0)

Championship (1-0)
Dec. 16, 2000 15-9, 9-15, 7-15, 15-2, 15-9 W, 3-2

Ohio St.**vs. Stanford (0-1)**

Semifinals (0-1)
Dec. 15, 1994 11-15, 9-15, 7-15 L, 0-3

vs. UCLA (0-1)

Semifinals (0-1)
Dec. 12, 1991 8-15, 8-15, 5-15 L, 0-3

Pacific**vs. Nebraska (2-0)**

Semifinals (1-0)
Dec. 12, 1990 15-13, 11-15, 15-9, 15-12 W, 3-1

Championship (1-0)
Dec. 20, 1986 15-12, 15-4, 15-4 W, 3-0

vs. Penn St. (0-1)

Semifinals (0-1)
Dec. 16, 1999 16-14, 5-15, 6-15, 15-7, 12-15 L, 2-3

vs. San Diego St. (0-1)

Third-Place (0-1)
Dec. 20, 1981 5-15, 10-15, 7-15 L, 0-3

vs. San Jose St. (1-0)

Third-Place (1-0)
Dec. 16, 1984 7-15, 15-13, 15-9, 15-6 W, 3-1

vs. Southern California (0-1)

Semifinals (0-1)
Dec. 18, 1981 15-9, 12-15, 11-15, 15-10, 11-15 L, 2-3

vs. Stanford (1-2)

Semifinals (0-1)
Dec. 14, 1984 11-15, 10-15, 12-15 L, 0-3

Third-Place (0-1)
Dec. 19, 1983 15-7, 8-15, 11-15, 2-15 L, 1-3

Championship (1-0)
Dec. 22, 1985 15-17, 15-7, 15-12, 15-13 W, 3-1

vs. Texas (1-0)

Semifinals (1-0)
Dec. 18, 1986 15-6, 15-1, 16-14 W, 3-0

vs. UCLA (1-2)

Semifinals (1-1)
Dec. 20, 1985 15-11, 15-7, 9-15, 17-15 W, 3-1

Dec. 17, 1983 5-15, 12-15, 17-15, 15-9, 7-15 L, 2-3
Championship (0-1)
Dec. 14, 1990 9-15, 12-15, 7-15 L, 0-3

Penn St.**vs. BYU (1-0)**

Semifinals (1-0)
Dec. 16, 1993 15-13, 6-15, 16-14, 15-12 W, 3-1

vs. California (1-0)

Semifinals (1-0)
Dec. 13, 2007 30-28, 30-25, 30-16 W, 3-0

vs. Florida (1-0)

Semifinals (1-0)
Dec. 18, 1997 15-11, 15-12, 15-13 W, 3-0

vs. Hawaii (1-0)

Semifinals (1-0)
Dec. 17, 2009 23-25, 25-18, 25-15, 25-18 W, 3-1

vs. Long Beach St. (0-2)

Championship (0-2)
Dec. 19, 1998 3-15, 10-15, 15-13, 16-14, 12-15 L, 2-3
Dec. 18, 1993 13-15, 15-12, 11-15, 14-16 L, 1-3

vs. Nebraska (2-0)

Semifinals (2-0)
Dec. 18, 2008 25-17, 25-18, 15-25, 22-25, 15-11 W, 3-2
Dec. 17, 1998 15-11, 15-8, 8-15, 15-11 W, 3-1

vs. Pacific (1-0)

Semifinals (1-0)
Dec. 16, 1999 14-16, 15-5, 15-6, 7-15, 15-12 W, 3-2

vs. Stanford (3-1)

Championship (3-1)
Dec. 20, 2008 25-20, 26-24, 25-23 W, 3-0
Dec. 15, 2007 30-25, 30-26, 23-30, 19-30, 15-8 W, 3-2
Dec. 18, 1999 15-2, 15-10, 15-7 W, 3-0
Dec. 20, 1997 10-15, 6-15, 15-2, 17-15, 9-15 L, 2-3

vs. Texas (1-0)

Championship (1-0)
Dec. 19, 2009 22-25, 20-25, 25-23, 25-21, 15-13 W, 3-2

vs. UCLA (0-1)

Semifinals (0-1)
Dec. 15, 1994 15-3, 4-15, 9-15, 15-5, 11-15 L, 2-3

San Diego St.**vs. Pacific (1-0)**

Third-Place (1-0)
Dec. 20, 1981 15-5, 15-10, 15-7 W, 3-0

vs. Southern California (0-1)

Semifinals (0-1)
Dec. 17, 1982 13-15, 12-15, 12-15 L, 0-3

vs. Stanford (1-0)

Third-Place (1-0)
Dec. 19, 1982 13-15, 15-11, 17-15, 10-15, 16-14 W, 3-2

vs. UCLA (0-1)

Semifinals (0-1)
Dec. 18, 1981 15-4, 8-15, 9-15, 8-15 L, 1-3

San Jose St.**vs. Pacific (0-1)**

Third-Place (0-1)
Dec. 16, 1984 15-7, 13-15, 9-15, 6-15 L, 1-3

vs. UCLA (0-1)

Semifinals (0-1)
Dec. 14, 1984 6-15, 2-15, 4-15 L, 0-3

Santa Clara**vs. Nebraska (0-1)**

Semifinals (0-1)
Dec. 15, 2005 24-30, 19-30, 21-30 L, 0-3

Southern California**vs. Florida (2-0)**

Semifinals (1-0)			
Dec. 19, 2002	24-30, 30-25, 30-26, 30-24	W, 3-1	
Championship (1-0)			
Dec. 20, 2003	25-30, 30-27, 30-19, 30-26	W, 3-1	

vs. Hawaii (0-1)

Championship (0-1)			
Dec. 19, 1982	16-14, 15-9, 13-15, 10-15, 12-15	L, 2-3	

vs. Minnesota (1-1)

Semifinals (1-1)			
Dec. 16, 2004	25-30, 31-29, 26-30, 20-30	L, 1-3	
Dec. 18, 2003	30-27, 30-28, 30-20	W, 3-0	

vs. Pacific (1-0)

Semifinals (1-0)			
Dec. 18, 1981	9-15, 15-12, 15-11, 10-15, 15-11	W, 3-2	

vs. San Diego St. (1-0)

Semifinals (1-0)			
Dec. 17, 1982	15-13, 15-12, 15-12	W, 3-0	

vs. Stanford (1-2)

Semifinals (0-2)			
Dec. 13, 2007	30-23, 20-30, 25-30, 30-20, 14-16	L, 2-3	
Dec. 20, 1985	9-15, 15-7, 10-15, 6-15	L, 1-3	

Championship (1-0)

Dec. 21, 2002	30-27, 23-30, 30-24, 30-26	W, 3-1	
---------------	----------------------------	--------	--

vs. UCLA (2-0)

Third-Place (1-0)			
Dec. 22, 1985	15-7, 15-12, 8-15, 11-15, 15-3	W, 3-2	

Championship (1-0)

Dec. 20, 1981	9-15, 15-7, 10-15, 15-13, 15-7	W, 3-2	
---------------	--------------------------------	--------	--

vs. Wisconsin (0-1)

Semifinals (0-1)			
Dec. 14, 2000	10-15, 9-15, 9-15	L, 0-3	

Stanford**vs. Hawaii (2-3)**

Semifinals (1-2)			
Dec. 19, 2002	30-25, 30-27, 30-24	W, 3-0	
Dec. 17, 1983	9-15, 7-15, 7-15	L, 0-3	
Dec. 17, 1982	15-12, 9-15, 15-12, 11-15, 6-15	L, 2-3	
Championship (1-1)			
Dec. 21, 1996	15-7, 15-3, 15-5	W, 3-0	
Dec. 19, 1987	10-15, 10-15, 15-9, 1-15	L, 1-3	

vs. Long Beach St. (4-0)

Semifinals (3-0)			
Dec. 16, 1999	15-10, 15-10, 15-3	W, 3-0	
Dec. 18, 1997	9-15, 15-10, 15-4, 17-15	W, 3-1	
Dec. 17, 1992	15-10, 15-12, 6-15, 15-9	W, 3-1	
Championship (1-0)			
Dec. 15, 2001	31-29, 30-28, 30-25	W, 3-0	

vs. Minnesota (1-0)

Championship (1-0)			
Dec. 18, 2004	30-23, 30-27, 30-21	W, 3-0	

vs. Nebraska (2-2)

Semifinals (2-1)			
Dec. 13, 2001	31-29, 30-28, 30-21	W, 3-0	
Dec. 19, 1996	9-15, 15-7, 15-9, 15-8	W, 3-1	
Dec. 18, 1986	15-7, 2-15, 10-15, 10-15	L, 1-3	
Championship (0-1)			
Dec. 16, 2006	30-27, 26-30, 28-30, 27-30	L, 1-3	

vs. Ohio St. (1-0)

Semifinals (1-0)			
Dec. 15, 1994	15-11, 15-9, 15-7	W, 3-0	

vs. Pacific (2-1)

Semifinals (1-0)			
Dec. 14, 1984	15-11, 15-10, 15-12	W, 3-0	

Third-Place (1-0)

Dec. 19, 1983	7-15, 15-8, 15-11, 15-2	W, 3-1	
---------------	-------------------------	--------	--

Championship (0-1)

Dec. 22, 1985	17-15, 7-15, 12-15, 13-15	L, 1-3	
---------------	---------------------------	--------	--

vs. Penn St. (1-3)

Championship (1-3)			
Dec. 20, 2008	20-25, 24-26, 23-25	L, 0-3	
Dec. 15, 2007	25-30, 26-30, 30-23, 30-19, 8-15	L, 2-3	
Dec. 18, 1999	2-15, 10-15, 7-15	L, 0-3	
Dec. 20, 1997	15-10, 15-6, 2-15, 15-17, 15-9	W, 3-2	

vs. San Diego St. (0-1)

Third-Place (0-1)			
Dec. 19, 1982	15-13, 11-15, 15-17, 15-10, 14-16	L, 2-3	

vs. Southern California (2-1)

Semifinals (2-0)			
Dec. 13, 2007	23-30, 30-20, 30-25, 20-30, 16-14	W, 3-2	
Dec. 20, 1985	15-9, 7-15, 15-10, 15-6	W, 3-1	
Championship (0-1)			
Dec. 21, 2002	27-30, 30-23, 24-30, 26-30	L, 1-3	

vs. Texas (2-1)

Semifinals (2-1)			
Dec. 18, 2008	20-25, 18-25, 25-15, 25-22, 15-13	W, 3-2	
Dec. 14, 1995	13-15, 15-0, 17-15, 6-15, 12-15	L, 2-3	
Dec. 17, 1987	11-15, 15-12, 8-15, 15-6, 15-5	W, 3-2	

vs. UCLA (2-1)

Championship (2-1)			
Dec. 17, 1994	15-10, 5-15, 16-14, 15-13	W, 3-1	
Dec. 19, 1992	15-8, 15-9, 6-15, 15-10	W, 3-1	
Dec. 16, 1984	12-15, 15-7, 10-15, 15-9, 13-15	L, 2-3	

vs. Washington (2-0)

Semifinals (2-0)			
Dec. 14, 2006	30-12, 30-25, 30-15	W, 3-0	
Dec. 16, 2004	30-25, 23-30, 30-27, 30-24	W, 3-1	

Tennessee**vs. Washington (0-1)**

Semifinals (0-1)			
Dec. 15, 2005	25-30, 19-30, 21-30	L, 0-3	

Texas**vs. Hawaii (1-0)**

Championship (1-0)			
Dec. 17, 1988	15-4, 16-14, 15-13	W, 3-0	

vs. Minnesota (1-0)

Semifinals (1-0)			
Dec. 17, 2009	25-19, 25-20, 25-15	W, 3-0	

vs. Nebraska (0-1)

Championship (0-1)			
Dec. 16, 1995	15-11, 2-15, 7-15, 14-16	L, 1-3	

vs. Pacific (0-1)

Semifinals (0-1)			
Dec. 18, 1986	6-15, 1-15, 14-16	L, 0-3	

vs. Penn St. (0-1)

Championship (0-1)			
Dec. 19, 2009	25-22, 25-20, 23-25, 21-25, 13-15	L, 2-3	

vs. Stanford (1-2)

Semifinals (1-2)			
Dec. 18, 2008	25-20, 25-18, 15-25, 22-25, 13-15	L, 2-3	
Dec. 14, 1995	15-13, 0-15, 15-17, 15-6, 15-12	W, 3-2	
Dec. 17, 1987	15-11, 12-15, 15-8, 6-15, 5-15	L, 2-3	

vs. UCLA (1-0)

Semifinals (1-0)			
Dec. 15, 1988	16-14, 15-11, 15-13	W, 3-0	

Texas-Arlington**vs. Long Beach St. (0-1)**

Semifinals (0-1)			
Dec. 14, 1989	6-15, 15-11, 10-15, 7-15	L, 1-3	

UCLA**vs. Florida (1-0)**

Semifinals (1-0)
Dec. 17, 1992 15-12, 15-12, 15-100 W, 3-0

vs. Hawaii (0-1)

Championship (0-1)
Dec. 19, 1983 13-15, 4-15, 10-15 L, 0-3

vs. Long Beach St. (1-0)

Championship (1-0)
Dec. 21, 1991 12-15, 13-15, 15-12, 15-6, 15-11 W, 3-2

vs. LSU (1-0)

Semifinals (1-0)
Dec. 12, 1990 15-13, 15-10, 15-6 W, 3-0

vs. Nebraska (0-2)

Semifinals (0-2)
Dec. 14, 2006 30-23, 28-30, 23-30, 28-30 L, 1-3
Dec. 14, 1989 13-15, 11-15, 6-15 L, 0-3

vs. Ohio St. (1-0)

Semifinals (1-0)
Dec. 12, 1991 15-8, 15-8, 15-5 W, 3-0

vs. Pacific (2-1)

Semifinals (1-1)
Dec. 20, 1985 11-15, 7-15, 15-9, 15-17 L, 1-3
Dec. 17, 1983 15-5, 15-12, 15-17, 9-15, 15-7 W, 3-2

vs. Penn St. (1-0)

Championship (1-0)
Dec. 14, 1990 15-9, 15-12, 15-7 W, 3-0

vs. Penn St. (1-0)

Semifinals (1-0)
Dec. 15, 1994 3-15, 15-4, 15-9, 5-15, 15-11 W, 3-2

vs. San Diego St. (1-0)

Semifinals (1-0)
Dec. 18, 1981 4-15, 15-8, 15-9, 15-8 W, 3-1

vs. San Jose St. (1-0)

Semifinals (1-0)
Dec. 14, 1984 15-6, 15-2, 15-4 W, 3-0

vs. Southern California (0-2)

Third-Place (0-1)
Dec. 22, 1985 7-15, 12-15, 15-8, 15-11, 3-15 L, 2-3

Championship (0-1)
Dec. 20, 1981 15-9, 7-15, 15-10, 13-15, 7-15 L, 2-3

vs. Stanford (1-2)

Championship (1-2)
Dec. 17, 1994 10-15, 15-5, 14-16, 13-15 L, 1-3
Dec. 19, 1992 8-15, 9-15, 15-6, 10-15 L, 1-3
Dec. 16, 1984 15-12, 7-15, 15-10, 9-15, 15-13 W, 3-2

vs. Texas (0-1)

Semifinals (0-1)
Dec. 15, 1988 14-16, 11-15, 13-15 L, 0-3

Washington**vs. Nebraska (1-0)**

Championship (1-0)
Dec. 17, 2005 30-26, 30-25, 30-26 W, 3-0

vs. Stanford (0-2)

Semifinals (0-2)
Dec. 14, 2006 12-30, 25-30, 15-30 L, 0-3
Dec. 16, 2004 25-30, 30-23, 27-30, 24-30 L, 1-3

vs. Tennessee (1-0)

Semifinals (1-0)
Dec. 15, 2005 30-25, 30-19, 30-21 W, 3-0

Wisconsin**vs. Nebraska (0-1)**

Championship (0-1)
Dec. 16, 2000 9-15, 15-9, 15-7, 2-15, 9-15 L, 2-3

vs. Southern California (1-0)

Semifinals (1-0)
Dec. 14, 2000 15-10, 15-9, 15-9 W, 3-0



VOLLEYBALL

The Tournament

2009 Tournament	64
Tournament History.....	67
Tournament Records.....	68
Won-Loss Record in Tournament Play.....	68
All-Time Tournament Results.....	71



Volleyball

DIVISION I



2009 Championship

Highlights

Penn State Erases Two-Set Deficit To Take Unprecedented Third Straight Crown Over Texas: Since before the season started, this was the matchup that the college volleyball world had dreamed of. And did it turn out to be a sweet reality.

One of the most highly anticipated NCAA championship matches of all-time delivered in every way possible, ending with No. 1 Penn State (38-0) becoming the first team to claim three consecutive national titles, with a 22-25, 20-25, 25-23, 25-21, 15-13 victory over second-seeded Texas (29-2) on December 19 in the St. Pete Times Forum.

Penn State and Texas held the top two spots in every version of the AVCA poll this season, occupied the top two seeds in the NCAA tournament and lost just one set apiece in the tournament en route to advancing to the title match. Their combined 66-1 record coming in was the second-best ever among teams in the final. Despite the high expectations, this match didn't disappoint - delivering an individual performance for the ages, high-level play all the way and a stirring comeback from the champions.

In what seemed to be fitting, the match came down to one final set—and it was just as exciting as the rest of the match.

The score was tied for the 10th time in the fifth at 12-12, when Darcy Dorton's kill nudged Penn State ahead. On the next point, Texas' Destinee Hooker sent an attack attempt long, which gave the Nittany Lions a match point. After a timeout, Juliann Faucette put down a kill from the right side to pull Texas to within one, at 14-13. But National Player of the Year Megan Hodge took a big swing from the left side that would ricochet off the Texas libero's hands and into press row to give the Nittany Lions an improbable comeback and the title. It matched the closest fifth set in NCAA title match history (UCLA def. Stanford by that fifth-set score in 1984).

Hodge—a four-year First-Team All-American—led her team with 21 kills, 13 digs and five blocks. Penn State also got 13 kills and 14 digs from Blair Brown, plus 13 kills on .323 hitting from Darcy Dorton, 22 digs and two aces from Alyssa D'Errico and nine blocks from Fatima Balza.

For a while it seemed as though perhaps part of the reason that Penn State was able to win an NCAA-record 102 women's volleyball matches in a row was that none of those came against Hooker. The athletic-beyond-description senior outside hitter put on an unbelievable show, finishing with a career-high 34 kills on .316 hitting to go with 17 digs, as well as three blocks and a pair of service aces. She was named the tournament's Most Outstanding Player.

"Hooker is an unbelievable player," said Penn State head coach Russ Rose.

In the opening set, Hooker had a kill that pulled the Longhorns even at 22-22 and then scored the final two points of the frame on kills. Hooker—who looked every bit the four-time NCAA high jump champion that she is—led all players with five kills and with eight digs and threw in two service aces in the opening frame. The second set might as well have been a showcase of her talents. She posted 11 kills—one more than the entire Penn State team—including a stretch of eight kills in 10 points to put Texas in control. In set three, Hooker again led every player on the floor with seven kills. The fourth set finally saw her fall just shy of leading everyone in kills, but she still added six kills and six digs, plus a block to her match totals. In the fifth, she delivered with five more kills and three digs, but it proved to be not quite enough.

After five Division I teams before had won back-to-back national championships in women's volleyball but failed to claim a third title in a row, Penn State succeeded. The Nittany Lions posted their second consecutive undefeated season after a perfect season had been achieved just three times in the previous 27 years of NCAA Division I women's volleyball. Penn State also joined the 1982 Hawaii team and the 1991 UCLA squad as the only ones to rally to win the NCAA title match after dropping the first two sets—something that, incidentally, Penn State had never done during its winning streak.

Texas outhit Penn State for the match, .251-.234, and had one more dig (81-80) and one more service ace (5-4). But the Nittany Lions had a slight edge in blocks (14-12) and made just eight service errors, compared with 14 for Texas.

It marked the second consecutive season that Texas ended its season by dropping a match in which the Longhorns won the first two sets. In 2008, Texas did so against Stanford before falling in five in the semifinals.

Penn State junior outside hitter Arielle Wilson had nine kills on .348 hitting and finished the season with an attack percentage of .540. That sets a NCAA Division I record, besting the previous mark of .519 by Tyrone Clark of Florida A&M in 1988.

Rachael Adams had 11 kills and .529 hitting to go with six blocks in the losing effort for Texas, while Faucette finished with 10 kills and seven blocks. Ashley Engle had eight kills, 14 digs and two service aces, while Heather Kisner led all players with 26 digs.

Right from the start, it was clear that this match was going to be at a different level. The first nine points of the match ended in eight kills and a service ace—with no attack errors. The level didn't drop much the rest of the way, though some great floor defense—something that often gets overlooked on these teams—drove the hitting percentages down.

It was back and forth for much of the set, a frame that would have 10 tie scores. Penn State edged out to a 22-19 advantage, though, before Texas reeled off six points in a row, including three kills from Hooker, a kill and an ace from Engle, and a huge triple block by Faucette, Adams and Amber Roberson on Hodge with the score tied at 22-22. The three-point margin was, remarkably, the largest margin of defeat for Penn State in any set this season. But that would be surpassed in set two.

Texas went on another run in the second set—this one set off by a pair of Penn State errors (a service error and a bad set). That was the only opening the Longhorns would need, as for a time, it wasn't as much a volleyball match as a spectacular showcase of Hooker's ability. After Penn State used a kill and an error to cut the advantage to 10-8, Hooker took over. Eight of the next 10 points ended in kills by her, a rare display. Mercifully for Penn State, the Longhorns committed a service error (they had six through the first two sets) that led to Hooker rotating out of the front row, but Texas went on to take the set.

"We are seniors, and we came in at intermission and knew we had to step it up," Hodge said. "We had to do that for our team. We should have been carrying our team. It was the hardest fight we've had in our lives, but we're so happy right now."

After the break, Penn State came out like a team that wasn't quite ready to taste defeat for the first time in more than two years. The refocused Nittany Lions built a lead of as many as six early (11-5) and then edged that out to an 18-11 advantage. The Longhorns would rally to make it interesting, but couldn't get closer than to within two.

The fourth set was tight most of the way, but at 22-21, Penn State got a kill on a slide from Wilson and then survived a long rally that ended on a Texas ball-handling error. On set point, it was Hodge pounding her seventh kill of the set.

With the victory, Penn State seniors Hodge, Glass and Kelsey Ream concluded their careers with a 142-5 record. That .966 winning percentage is the best ever for a Division I class, topping Penn State's 1999 group that was 133-7 (.950).

"They just won three national championships in a row," Rose said. "Not a lot of people have done stuff like that. They just willed us to the win."

TOURNAMENT PERCENTAGE LEADERS

Player, Team	K	E	TA	*Pct.	SA	DG	TB
Arielle Wilson, Penn St.....	59	5	110	.491	0	7	29
Rachael Adams, Texas.....	40	9	65	.477	5	4	21
Lauren Rapp, Kentucky.....	38	5	70	.471	1	20	18
Janet Okogbaa, Stanford.....	38	7	70	.443	2	5	17
Destinee Hooker, Texas.....	122	22	249	.402	12	52	19
Tessa Nelson, Colorado St.....	30	6	68	.353	0	1	9

LEGEND: K (kills), E (errors), TA (total attempts), SA (service aces), DG (digs), TB (total blocks).

*Percentage is derived by subtracting errors from kills and dividing that remainder by total attempts. Minimum of 65 attempts to qualify.

Results

FIRST ROUND

Penn St. def. Binghamton, 25-9, 25-13, 25-14
 Penn def. Army, 18-25, 25-20, 25-18, 25-16
 FIU def. Miami (FL), 25-16, 20-25, 22-25, 27-25, 15-11
 Florida def. Col. of Charleston, 25-21, 25-17, 25-18
 California def. Lipscomb, 25-15, 25-22, 25-9
 Ohio St. def. Cincinnati, 25-20, 16-25, 25-15, 25-23
 Baylor def. Georgia Tech, 25-17, 25-22, 25-22
 UCLA def. Long Beach St., 25-20, 25-20, 25-16
 Illinois def. IPFW, 25-16, 25-15, 25-12
 Dayton def. Milwaukee, 25-17, 22-25, 25-20, 19-25, 15-9
 Southern California def. Oklahoma, 25-21, 26-24, 25-20
 Hawaii def. New Mexico, 25-22, 25-16, 25-21
 Michigan def. Niagara, 25-4, 25-12, 25-15
 Ohio def. Notre Dame, 23-25, 25-16, 20-25, 25-15, 15-7
 St. Mary's (CA) def. UC Santa Barbara, 24-26, 22-25, 25-20, 25-14, 15-13
 Stanford def. Long Island, 25-11, 25-15, 25-10
 Florida St. def. Alabama A&M, 25-10, 25-19, 25-10
 Jacksonville St. def. Florida A&M, 25-22, 18-25, 23-25, 25-20, 15-13
 Kentucky def. Michigan St., 25-23, 25-23, 25-20
 Oregon def. Clemson, 25-17, 25-21, 25-20
 Minnesota def. Louisville, 25-20, 24-26, 26-24, 25-22
 Tennessee def. Duke, 25-18, 25-23, 17-25, 25-12
 Colorado St. def. Middle Tenn., 25-19, 16-25, 25-21, 17-25, 15-6
 Washington def. Northern Colo., 25-27, 25-15, 25-22, 25-21
 Iowa St. def. George Mason, 25-22, 25-13, 25-19
 Wichita St. def. St. Louis, 25-20, 25-21, 18-25, 25-16
 UNI def. Washington St., 26-24, 25-21, 25-20
 Nebraska def. Coastal Caro., 25-13, 25-18, 25-15
 LSU def. Tulane, 25-15, 25-12, 25-15
 Texas A&M def. Arizona, 18-25, 25-23, 25-21, 25-23
 TCU def. Rice, 26-24, 25-13, 27-25
 Texas def. Texas St., 25-16, 25-14, 25-14

SECOND ROUND

Penn St. def. Penn, 25-20, 25-17, 25-16
 Florida def. FIU, 25-22, 25-15, 25-16
 California def. Ohio St., 25-13, 18-25, 25-23, 25-20
 Baylor def. UCLA, 25-23, 25-22, 29-31, 25-19
 Illinois def. Dayton, 26-28, 25-8, 25-17, 25-18
 Hawaii def. Southern California, 25-20, 25-18, 16-25, 27-25
 Michigan def. Ohio, 30-32, 24-26, 25-13, 25-20, 15-13
 Stanford def. St. Mary's (CA), 21-25, 25-21, 25-22, 24-26, 15-13
 Florida St. def. Jacksonville St., 25-18, 26-24, 25-22
 Kentucky def. Oregon, 25-20, 25-22, 25-17
 Minnesota def. Tennessee, 25-15, 25-16, 25-18
 Colorado St. def. Washington, 25-16, 25-22, 21-25, 25-19
 Iowa St. def. Wichita St., 27-25, 25-21, 25-18
 Nebraska def. UNI, 25-14, 25-17, 25-21
 Texas A&M def. LSU, 18-25, 26-24, 23-25, 25-23, 15-10
 Texas def. TCU, 25-15, 25-14, 25-18

REGIONAL SEMIFINALS

Penn St. def. Florida, 25-12, 25-18, 25-21
 California def. Baylor, 26-24, 25-20, 25-17
 Hawaii def. Illinois, 21-25, 25-10, 27-25, 25-16
 Michigan def. Stanford, 25-18, 23-25, 25-22, 25-11
 Florida St. def. Kentucky, 16-25, 26-24, 25-17, 19-25, 17-15
 Minnesota def. Colorado St., 25-22, 29-27, 23-25, 25-18
 Nebraska def. Iowa St., 25-11, 25-19, 25-22
 Texas def. Texas A&M, 25-18, 25-18, 25-21

REGIONAL FINALS

Penn St. def. California, 25-18, 25-17, 25-22
 Hawaii def. Michigan, 25-23, 25-19, 25-18
 Minnesota def. Florida St., 25-20, 25-7, 18-25, 25-17
 Texas def. Nebraska, 21-25, 25-18, 25-16, 25-17

SEMIFINALS

DECEMBER 17 AT TAMPA, FLORIDA

Penn St. 3, Hawaii 1

Hawaii

No.	Name	SP	K	E	TA	PCT	A	SA	SE	RE	DIG	BS	BA	BE	BHE
1	Stephanie Ferrell.....	4	13	10	40	.075	0	0	0	0	2	0	0	0	0
2	Amber Kaufman.....	4	9	3	19	.316	1	3	1	0	4	0	0	2	0
4	Brittany Hewitt.....	4	6	2	20	.200	0	0	0	0	0	0	0	1	0
5	Kanani Danielson.....	4	14	11	50	.060	3	0	0	0	11	0	0	0	1
11	Dani Mafua.....	4	1	0	1	1.000	44	0	1	0	17	0	0	0	0
13	Aneli Cubi-Otineru.....	4	10	5	31	.161	1	0	4	0	11	0	0	0	0
6	Corinne Cascioppo.....	2	0	0	0	.000	0	0	0	0	0	0	0	0	0
7	Elizabeth Ka'aihue.....	4	0	0	2	.000	0	0	1	0	18	0	0	0	0
10	Stephanie Brandt.....	4	0	0	0	.000	0	0	1	0	11	0	0	0	0
18	Jayme Lee.....	4	0	0	0	.000	1	0	1	0	1	0	0	0	0
TEAM.....										3					
Totals.....		4	53	31	163	.135	50	3	9	3	75	0	0	3	1

TEAM ATTACK PER SET

TOTAL TEAM BLOCKS: 0.0

Set	K	E	TA	Pct.
1	16	5	38	.289
2	13	9	39	.103
3	11	8	45	.067
4	13	9	41	.098

SET SCORES

	1	2	3	4
Hawaii	25	18	15	18
Penn St.	23	25	25	25

TEAM RECORDS

Hawaii	32-3
Penn St.	37-0

Penn St.

No.	Name	SP	K	E	TA	PCT	A	SA	SE	RE	DIG	BS	BA	BE	BHE
3	Fatima Balza.....	4	4	0	8	.500	0	0	0	0	0	0	9	1	0
6	Alisha Glass.....	4	9	0	13	.692	41	0	1	0	11	0	3	0	0
7	Arielle Wilson.....	4	11	2	26	.346	0	0	0	0	2	0	6	0	0
9	Blair Brown.....	4	10	3	30	.233	6	0	1	0	7	0	7	1	0
11	Megan Hodge.....	4	12	4	55	.145	1	0	1	0	15	0	2	1	0
14	Cathy Quilico.....	4	0	0	0	.000	1	0	1	0	9	0	0	0	0
1	Darcy Dorton.....	4	8	3	20	.250	0	0	0	0	3	0	3	0	0
4	Jessica Ullrich.....	1	0	0	0	.000	0	0	1	0	0	0	0	0	0
5	Kristin Carpenter.....	1	0	0	0	.000	0	0	1	0	0	0	0	0	0
8	Kelsey Ream.....	2	0	0	0	.000	0	0	0	0	0	0	0	0	0
12	Alyssa D'Errico.....	4	0	0	0	.000	1	2	1	2	19	0	0	0	0
13	Megan Shifflett.....	1	0	0	0	.000	0	1	1	0	0	0	0	0	0
	TEAM.....										1				
	Totals.....	4	54	12	152	.276	50	3	8	3	66	0	30	3	0

TEAM ATTACK PER SET **TOTAL TEAM BLOCKS: 15.0**

Set	K	E	TA	Pct.
1	15	6	39	.231
2	11	2	36	.250
3	15	1	38	.368
4	13	3	39	.256

Texas 3, Minnesota 0

Minnesota

No.	Name	SP	K	E	TA	PCT	A	SA	SE	RE	DIG	BS	BA	BE	BHE
2	Jessica Granquist.....	3	0	0	0	.000	0	0	1	0	2	0	0	0	0
3	Hailey Cowles.....	3	12	4	23	.348	2	2	1	1	6	0	0	0	0
5	Lauren Gibbemeyer.....	3	8	5	25	.120	0	0	0	0	2	0	0	0	0
10	Taylor Carico.....	3	2	2	8	.000	30	0	0	0	7	0	0	0	1
11	Ariana Filho.....	3	2	1	9	.111	1	0	0	0	0	0	1	0	0
13	Megan Wilson.....	3	2	3	12	-.083	0	0	0	0	5	0	0	0	0
8	Katherine Harms.....	3	1	1	2	.000	0	0	0	0	0	0	0	0	1
9	Tabitha Love.....	3	6	2	14	.286	0	0	0	0	1	1	1	0	0
15	Christine Tan.....	3	0	0	1	.000	0	1	1	1	11	0	0	0	0
	Totals.....	3	33	18	94	.160	33	3	3	2	34	1	2	0	2

TEAM ATTACK PER SET **TOTAL TEAM BLOCKS: 2.0**

Set	K	E	TA	Pct.
1	12	5	32	.219
2	11	5	29	.207
3	10	8	33	.061

SET SCORES	1	2	3	TEAM RECORDS
Minnesota	19	20	15	28-9
Texas	25	25	25	29-1

Texas

No.	Name	SP	K	E	TA	PCT	A	SA	SE	RE	DIG	BS	BA	BE	BHE
1	Juliann Faucette.....	3	10	2	23	.348	0	0	0	0	0	0	1	1	0
5	Rachael Adams.....	3	4	1	5	.600	0	0	0	0	0	0	2	1	0
8	Jennifer Doris.....	3	7	2	11	.455	1	0	1	0	1	0	2	0	0
10	Ashley Engle.....	3	10	1	18	.500	25	0	1	4	1	0	0	0	1
15	Sydney Yogi.....	3	0	0	0	.000	2	1	0	1	3	0	0	0	0
21	Destinee Hooker.....	3	17	4	38	.342	0	1	2	0	4	0	3	0	1
4	Michelle Kocher.....	3	0	0	0	.000	16	0	1	0	3	0	0	0	1
18	Amber Roberson.....	2	2	0	2	1.000	0	0	0	0	0	0	0	0	0
19	Heather Kisner.....	3	0	0	0	.000	0	0	12	0	21	0	0	0	0
23	Bailey Webster.....	2	0	0	3	.000	0	0	0	0	0	0	0	0	0
	TEAM.....										1				
	Totals.....	3	50	10	100	.400	44	2	5	3	36	1	8	2	3

TEAM ATTACK PER SET **TOTAL TEAM BLOCKS: 5.0**

Set	K	E	TA	Pct.
1	17	4	31	.419
2	19	5	40	.350
3	14	1	29	.448

CHAMPIONSHIP

DECEMBER 19 AT TAMPA, FLORIDA

Penn St. 3, Texas 2

Texas

No.	Name	SP	K	E	TA	PCT	A	SA	SE	RE	DIG	BS	BA	BE	BHE
1	Juliann Faucette.....	5	10	7	27	.111	1	0	3	2	2	0	7	1	0
5	Rachael Adams.....	5	11	2	17	.529	1	0	0	0	2	0	6	3	0
8	Jennifer Doris.....	5	3	0	15	.200	0	1	2	0	0	1	3	0	1
10	Ashley Engle.....	5	8	2	25	.240	36	2	3	1	14	0	0	1	0
15	Sydney Yogi.....	5	0	0	0	.000	3	0	1	0	6	0	0	0	0
21	Destinee Hooker.....	5	34	10	76	.316	0	2	2	1	17	1	2	0	0
4	Michelle Kocher.....	5	0	0	0	.000	24	0	1	0	12	0	0	0	0
13	Cristina Arenas.....	1	0	0	0	.000	0	0	0	0	0	0	0	0	0
14	Sha'Dare McNeal.....	1	0	0	0	.000	0	0	0	0	0	0	0	0	0
18	Amber Roberson.....	5	5	4	23	.043	0	0	0	0	2	0	2	0	2
19	Heather Kisner.....	5	0	0	0	.000	2	0	2	0	26	0	0	0	0
23	Bailey Webster.....	1	0	0	0	.000	0	0	0	0	0	0	0	0	0
	Totals.....	5	71	25	183	.251	67	5	14	4	81	2	20	5	3

TEAM ATTACK PER SET

TOTAL TEAM BLOCKS: 12.0

Set	K	E	TA	Pct.
1	16	7	49	.184
2	17	4	26	.500
3	14	5	37	.243
4	15	5	55	.182
5	9	4	16	.312

SET SCORES

	1	2	3	4	5
Texas	25	25	23	21	13
Penn St.	22	20	25	25	15

TEAM RECORDS

29-2
38-0

Penn St.

No.	Name	SP	K	E	TA	PCT	A	SA	SE	RE	DIG	BS	BA	BE	BHE
3	Fatima Balza.....	5	3	1	8	.250	0	0	0	0	1	0	9	1	0
6	Alisha Glass.....	5	2	0	4	.500	53	0	1	0	12	0	4	0	0
7	Arielle Wilson.....	5	9	1	23	.348	0	0	1	0	0	1	4	0	0
9	Blair Brown.....	5	13	4	35	.257	0	0	2	0	14	0	3	0	1
11	Megan Hodge.....	5	21	11	73	.137	1	0	3	1	13	0	5	0	0
14	Cathy Quilico.....	5	0	0	0	.000	2	2	0	0	12	0	0	0	0
1	Darcy Dorton.....	5	13	3	31	.323	1	0	0	1	3	0	1	0	0
5	Kristin Carpenter.....	2	0	0	0	.000	0	0	0	0	0	0	0	0	0
8	Kelsey Ream.....	3	0	0	1	.000	0	0	0	0	3	0	0	1	0
12	Alyssa D'Errico.....	5	0	0	0	.000	0	2	1	1	22	0	0	0	0
13	Megan Shifflett.....	2	0	0	0	.000	0	0	0	0	0	0	0	0	0
TEAM.....											2				
Totals.....		5	61	20	175	.234	57	4	8	5	80	1	26	2	1

TEAM ATTACK PER SET

TOTAL TEAM BLOCKS: 14.0

Set	K	E	TA	Pct.
1	11	5	41	.146
2	10	1	24	.375
3	16	7	38	.237
4	14	4	53	.189
5	10	3	19	.368

History

Team Results

Year	Champion (Record)	Coach	Score	Runner-Up	Host or Site	Championship Match Attendance†	Championship Total Attendance‡
1981.....	Southern California (27-10)	Chuck Erbe	3-2	UCLA	UCLA	6,289	11,875
1982.....	Hawaii (33-1)	Dave Shoji	3-2	Southern California	Pacific	4,126	18,462
1983.....	Hawaii (34-2)	Dave Shoji	3-0	UCLA	Kentucky	2,000	27,863
1984.....	UCLA (33-6)	Andy Banachowski	3-2	Stanford	UCLA	4,285	29,215
1985.....	Pacific (36-3)	John Dunning	3-1	Stanford	Western Mich.	7,876	37,521
1986.....	Pacific (39-3)	John Dunning	3-0	Nebraska	Pacific	6,500	40,103
1987.....	Hawaii (37-2)	Dave Shoji	3-1	Stanford	Indianapolis	6,885	41,811
1988.....	Texas (34-5)	Mick Haley	3-0	Hawaii	Minnesota	9,107	40,437
1989.....	Long Beach St. (32-5)	Brian Gimmillaro	3-0	Nebraska	Hawaii	5,639	50,170
1990.....	UCLA (36-1)	Andy Banachowski	3-0	Pacific	Maryland	5,314	57,036
1991.....	UCLA (31-5)	Andy Banachowski	3-2	Long Beach St.	UCLA	7,177	56,934
1992.....	Stanford (31-2)	Don Shaw	3-1	UCLA	New Mexico	4,693	46,704
1993.....	Long Beach St. (32-2)	Brian Gimmillaro	3-1	Penn St.	Wisconsin	11,114	67,935
1994.....	Stanford (32-1)	Don Shaw	3-1	UCLA	Texas	8,312	69,428
1995.....	Nebraska (32-1)	Terry Pettit	3-1	Texas	Massachusetts	7,364	100,565
1996.....	Stanford (31-2)	Don Shaw	3-0	Hawaii	Cleveland St.	8,009	99,303
1997.....	Stanford (33-2)	Don Shaw	3-2	Penn St.	Washington St.	10,792	80,791
1998.....	Long Beach St. (36-0)	Brian Gimmillaro	3-2	Penn St.	Wisconsin	13,194	104,861
1999.....	Penn St. (36-1)	Russ Rose	3-0	Stanford	Hawaii	10,252	95,523
2000.....	Nebraska (34-0)	John Cook	3-2	Wisconsin	VCU	8,444	109,488
2001.....	Stanford (33-2)	John Dunning	3-0	Long Beach St.	San Diego St.	10,067	92,775
2002.....	Southern California (31-1)	Mick Haley	3-1	Stanford	New Orleans	6,451	80,957
2003.....	Southern California (35-0)	Mick Haley	3-1	Florida	Dallas	7,261	97,958
2004.....	Stanford (30-6)	John Dunning	3-0	Minnesota	Long Beach St.	8,826	83,123
2005.....	Washington (32-1)	Jim McLaughlin	3-0	Nebraska	UTSA	8,482	109,431
2006.....	Nebraska (33-1)	John Cook	3-1	Stanford	Nebraska	17,209	126,884
2007.....	Penn St. (34-2)	Russ Rose	3-2	Stanford	Sacramento St.	13,631	107,902
2008.....	Penn St. (38-0)	Russ Rose	3-0	Stanford	Nebraska	14,299	108,382
2009.....	Penn St. (38-0)	Russ Rose	3-2	Texas	South Fla.	7,968	100,213

†Paid attendance.

Individual Records

KILLS, MATCH

46—Elsa Stegemann, Pacific (3) vs. Michigan (2), 12-4-99.

KILLS, TOURNAMENT

165—Ogonna Nnamani, Stanford, 2004 (18 vs. Jacksonville, 30 vs. Florida, 28 vs. Texas, 27 vs. Wisconsin, 33 vs. Washington, 29 vs. Minnesota).

TOTAL ATTEMPTS, MATCH

99—Teeee Williams-Sanders, Hawaii (3) vs. Cal Poly (2), 12-8-89.

TOTAL ATTEMPTS, TOURNAMENT

356—Ogonna Nnamani, Stanford, 2004 (36 vs. Jacksonville, 89 vs. Florida, 56 vs. Texas, 49 vs. Wisconsin, 78 vs. Washington, 48 vs. Minnesota).

SERVICE ACES, MATCH

11—Beverly Robinson, Tennessee (3) vs. Northwestern (2), 12-4-82.

SERVICE ACES, TOURNAMENT

20—Misty May, Long Beach St., 1998 (4 vs. Southern U., 4 vs. Arizona, 4 vs. Illinois, 4 vs. Texas, 2 vs. Florida, 2 vs. Penn St.).

BLOCK SOLOS, MATCH

11—Marsha Bond, Kentucky (1) vs. Hawaii (3), 12-11-83.

BLOCK SOLOS, TOURNAMENT

15—Jayne Gibson, Pacific, 1981 (2 vs. Penn St., 4 vs. Cal Poly, 6 vs. Southern California, 3 vs. San Diego St.); Dietre Collins, Hawaii, 1982 (1 vs. San Jose St., 6 vs. Cal Poly, 2 vs. Stanford, 6 vs. Southern California); Ogonna Nnamani, Stanford, 2004 (2 vs. Jacksonville, 3 vs. Florida, 2 vs. Texas, 2 vs. Wisconsin, 5 vs. Washington, 1 vs. Minnesota).

DIGS, MATCH

53—Taylor Rayfield, North Carolina (1) vs. Col. of Charleston (3), 12-2-05.

DIGS, TOURNAMENT

173—Paula Gentil, Minnesota, 2004 (25 vs. Long Island, 21 vs. Yale, 38 vs. Ohio St., 41 vs. Georgia Tech, 33 vs. Southern California, 15 vs. Stanford).

HITTING PERCENTAGE, MATCH

(Min. 15 Attempts)

.889—Nicole Fawcett, Penn St. (3) vs. Long Island (0), 12-3-05 (16-0/18).

HITTING PERCENTAGE, TOURNAMENT

(Min. 75 Attempts)

.564—Marissa Dalee, Arizona, 2000 (.588 vs. Alabama A&M, 11-1/17; .667 vs. Michigan, 13-1/18; .294 vs. BYU, 6-1/17; .654 vs. Nebraska, 17-0/26).

Team Records

KILLS, MATCH

112—Texas-Arlington (3) vs. Pepperdine (2), 12-3-88; UC Santa Barbara (2) vs. Cal Poly (3), 12-3-89; Texas (2) vs. LSU (3), 12-9-90.

KILLS, TOURNAMENT

421—Stanford, 2007 (55 vs. Santa Clara, 61 vs. Sacramento St., 59 vs. Cal Poly, 91 vs. UCLA, 83 vs. Southern California, 72 vs. Penn St.).

TOTAL ATTEMPTS, MATCH

328—UC Santa Barbara (2) vs. Cal Poly (3), 12-3-89.

TOTAL ATTEMPTS, TOURNAMENT

1,019—Wisconsin, 2000 (56 vs. Bucknell, 178 vs. UNI, 182 vs. Kansas St., 260 vs. UCLA, 152 vs. Southern California, 191 vs. Nebraska).

SERVICE ACES, MATCH

20—Tennessee (3) vs. Northwestern (2), 12-4-82.

SERVICE ACES, TOURNAMENT

43—Long Beach St., 1998 (15 vs. Southern U., 7 vs. Arizona, 8 vs. Illinois, 6 vs. Texas, 4 vs. Florida, 3 vs. Penn St.); Penn St., 2007 (7 vs. Siena, 9 vs. Albany (NY), 8 vs. Michigan, 11 vs. BYU, 6 vs. California, 2 vs. Stanford).

BLOCK SOLOS, MATCH

25—Kentucky (1) vs. Hawaii (3), 12-11-83.

BLOCK SOLOS, TOURNAMENT

35—Hawaii, 1983 (11 vs. Tennessee, 10 vs. Kentucky, 6 vs. Stanford, 8 vs. UCLA).

DIGS, MATCH

177—UC Santa Barbara (2) vs. Cal Poly (3), 12-3-89.

DIGS, TOURNAMENT

410—Wisconsin, 2000 (26 vs. Bucknell, 72 vs. UNI, 71 vs. Kansas St., 99 vs. UCLA, 67 vs. Southern California, 75 vs. Nebraska).

HITTING PERCENTAGE, MATCH

.667—Stanford (3) vs. Pacific (1), 12-18-83.

HITTING PERCENTAGE, TOURNAMENT

(Min. 2 Matches)

.424—Penn St., 2007 (.514 vs. Siena, 46-10/70; .602 vs. Albany (NY), 57-4/88; .384 vs. Michigan, 48-10/99; .530 vs. BYU, 51-7/83; .347 vs. California, 49-14/101; .317 vs. Stanford, 84-27/180).

Won-Lost Records in Tournament Play

(Note: Beginning in 1986, no third-place match was played. Third place is awarded to both teams that lose in the semifinals.)

Team (Years Participated)

Team (Years Participated)	Yrs.	Won	Lost	Pct.	1st	2nd	3rd	4th
UAB (2006-08)	2	1	2	.333	0	0	0	0
Alabama (2005-06-07)	3	0	3	.000	0	0	0	0
Alabama A&M (2000-01-02-03-04-05-07-08-09)	9	0	9	.000	0	0	0	0
Albany (NY) (2004-06-07-08)	4	1	4	.200	0	0	0	0
Alliant Int'l (1986)	1	0	1	.000	0	0	0	0
American (1997-98-2001-02-03-04-05-06-07-08)	10	0	10	.000	0	0	0	0
Appalachian St. (1993-94)	2	0	2	.000	0	0	0	0
Arizona (1981-82-83-84-85-86-87-88-89-93-94-96-97-98-99-2000-01-02-03-04-05-09)	22	26	22	.542	0	0	1	0
Arizona St. (1981-82-83-85-86-87-88-92-93-94-95-99-2000-02-06)	15	8	15	.348	0	0	0	0
Arkansas (1996-97-98-99-2001-03-04-05-06)	9	7	9	.438	0	0	0	0
UALR (1996-97-98-2000)	4	0	4	.000	0	0	0	0
Arkansas St. (1992-94-95-99)	4	0	4	.000	0	0	0	0
Army (2009)	1	0	1	.000	0	0	0	0
Ball St. (1992-93-94-95-99-2000-02)	7	2	7	.222	0	0	0	0
Baylor (1999-2001-09)	3	3	3	.500	0	0	0	0
Belmont (2006-08)	2	0	2	.000	0	0	0	0
Binghamton (2005-09)	2	0	2	.000	0	0	0	0
Bowling Green (1991)	1	0	1	.000	0	0	0	0
BYU (1981-82-83-84-85-86-87-88-90-91-92-93-94-95-96-97-98-99-2000-01-03-05-06-07)	24	31	24	.564	0	0	1	0
Brown (1996-98)	2	0	2	.000	0	0	0	0
Bucknell (1998-2000)	2	0	2	.000	0	0	0	0
Butler (1997)	1	0	1	.000	0	0	0	0
Cal Poly (1981-82-83-84-85-86-87-88-89-99-2000-02-06-07)	14	13	14	.481	0	0	0	0
Cal St. Northridge (1992-96-2003-04)	4	0	4	.000	0	0	0	0
California (1982-83-87-88-89-2002-03-04-05-06-07-08-09)	13	20	13	.606	0	0	1	0
UC Irvine (1988-2003-04)	3	1	3	.250	0	0	0	0
UC Santa Barbara (1981-82-83-84-85-86-87-88-89-90-91-92-93-94-95-96-97-98-99-2000-01-02-03-04-05-06-09)	27	21	27	.438	0	0	0	0
UCF (1994-95-96-97-2001-02-03)	7	2	7	.222	0	0	0	0
Col. of Charleston (2002-04-05-06-07-09)	6	1	6	.143	0	0	0	0
Chattanooga (1997-98)	2	0	2	.000	0	0	0	0
Cincinnati (1981-99-2000-01-02-03-08-09)	8	2	8	.200	0	0	0	0
Clemson (1993-94-97-98-99-2007-08-09)	8	4	8	.333	0	0	0	0

Team (Years Participated)	Yrs.	Won	Lost	Pct.	1st	2nd	3rd	4th
Cleveland St. (2007)	1	0	1	.000	0	0	0	0
Coastal Caro. (1996-98-2009)	3	0	3	.000	0	0	0	0
Colgate (1996-99)	2	0	2	.000	0	0	0	0
Colorado (1989-91-92-93-94-95-96-97-98-99-2000-01-03-04-05-06)	16	9	16	.360	0	0	0	0
Colorado St. (1983-84-85-86-87-88-89-90-91-92-93-94-95-96-97-98-99-2000-01-02-03-04-05-06-07-08-09)	21	20	21	.488	0	0	0	0
Cornell (1993-2005-06)	3	0	3	.000	0	0	0	0
Davidson (1999-2000)	2	0	2	.000	0	0	0	0
Dayton (2003-04-05-07-08-09)	6	3	6	.333	0	0	0	0
Delaware (2007-08)	2	1	2	.333	0	0	0	0
DePaul (1993-2001)	2	0	2	.000	0	0	0	0
Duke (1984-85-86-91-92-93-94-2000-01-02-05-06-07-08-09)	15	9	15	.375	0	0	0	0
Eastern Ill. (2001)	1	0	1	.000	0	0	0	0
Eastern Ky. (1984-2004)	2	0	2	.000	0	0	0	0
Eastern Wash. (1989-98-99-2001)	4	1	4	.200	0	0	0	0
Fairfield (1997-98-99-2000-01)	5	0	5	.000	0	0	0	0
Florida (1987-91-92-93-94-95-96-97-98-99-2000-01-02-03-04-05-06-07-08-09)	20	51	20	.718	0	1	6	0
Florida A&M (1999-2001-02-03-04-05-06-07-08-09)	10	1	10	.091	0	0	0	0
Fla. Atlantic (1999-2005)	2	0	2	.000	0	0	0	0
FIU (2001-08-09)	3	2	3	.400	0	0	0	0
Florida St. (1983-85-87-88-89-90-92-93-97-98-2002-09)	12	4	12	.250	0	0	0	0
Fresno St. (1984-91-98-2002)	4	2	4	.333	0	0	0	0
Furman (2008)	1	0	1	.000	0	0	0	0
George Mason (1993-94-95-96-2002-03-09)	7	1	7	.125	0	0	0	0
George Washington (1993-94-95-2000)	4	3	4	.429	0	0	0	0
Georgetown (1998-99)	2	0	2	.000	0	0	0	0
Georgia (1985-86-91-92-93-94-95-2004)	8	5	8	.385	0	0	0	0
Ga. Southern (2001-03)	2	0	2	.000	0	0	0	0
Georgia St. (2000)	1	0	1	.000	0	0	0	0
Georgia Tech (1994-95-96-2000-01-02-03-04-09)	9	9	9	.500	0	0	0	0
Gonzaga (1990)	1	0	1	.000	0	0	0	0
Green Bay (2003)	1	0	1	.000	0	0	0	0
Hawaii (1981-82-83-84-85-86-87-88-89-90-91-93-94-95-96-97-98-99-2000-01-02-03-04-05-06-07-08-09)	28	69	25	.734	3	2	4	0
Hofstra (1995-96-97-99-2000-06)	6	1	6	.143	0	0	0	0
Houston (1989-91-92-93-94-95-96-97-98-99-2000)	11	3	11	.214	0	0	0	0
Idaho (1992-93-94-95-2003-04)	6	2	6	.250	0	0	0	0
Idaho St. (1986-87-90)	3	0	3	.000	0	0	0	0
Illinois (1985-86-87-88-89-90-91-92-93-94-95-98-99-2001-03-04-08-09)	18	25	18	.581	0	0	2	0
Illinois St. (1982-83-84-85-88-89-92-93-96-97-98-2007)	12	2	12	.143	0	0	0	0
Indiana (1995-98-99-2002)	4	2	4	.333	0	0	0	0
IPFW (2009)	1	0	1	.000	0	0	0	0
Iona (2004)	1	0	1	.000	0	0	0	0
Iowa (1989-94)	2	0	2	.000	0	0	0	0
Iowa St. (1995-2006-07-08-09)	5	9	5	.643	0	0	0	0
Jacksonville (2004)	1	0	1	.000	0	0	0	0
Jacksonville St. (2005-06-09)	3	1	3	.250	0	0	0	0
James Madison (1999-2000)	2	0	2	.000	0	0	0	0
Kansas (2003-04-05)	3	2	3	.400	0	0	0	0
Kansas St. (1996-97-98-99-2000-01-02-03-04-05-07-08)	12	12	12	.500	0	0	0	0
Kentucky (1983-87-88-90-92-93-2005-06-07-08-09)	11	10	11	.476	0	0	0	0
Lamar (1983-84-93-2008)	4	0	4	.000	0	0	0	0
Lehigh (1997)	1	0	1	.000	0	0	0	0
Liberty (1997-99-2001-07-08)	5	0	5	.000	0	0	0	0
Lipscomb (2007-09)	2	0	2	.000	0	0	0	0
Long Beach St. (1985-87-88-89-90-91-92-93-94-95-96-97-98-99-2000-01-02-03-04-05-06-07-08-09)	24	48	21	.696	3	2	3	0
Long Island (2004-05-06-07-08-09)	6	1	6	.143	0	0	0	0
LSU (1986-87-89-90-91-92-2005-06-07-08-09)	11	12	11	.522	0	0	2	0
Louisville (1982-90-91-92-93-94-95-96-98-99-2000-01-02-03-04-05-06-07-08-09)	20	12	20	.375	0	0	0	0
Loyola Marymount (1986-94-95-96-97-99-2000-03-04-05)	10	5	10	.333	0	0	0	0
Loyola (IL) (1995-99-2000-04-05)	5	0	5	.000	0	0	0	0
Manhattan (2002-03)	2	0	2	.000	0	0	0	0
Marshall (1995-2005)	2	0	2	.000	0	0	0	0
Maryland (1990-95-96-97-2003-04-05)	7	5	7	.417	0	0	0	0
UMBC (1998)	1	0	1	.000	0	0	0	0
Memphis (1994)	1	0	1	.000	0	0	0	0
Miami (FL) (2002-09)	2	2	2	.500	0	0	0	0
Miami (OH) (1981-90-95-96-97-98-2007-08)	8	1	8	.111	0	0	0	0
Michigan (1997-99-2000-02-03-04-06-07-08-09)	10	12	10	.545	0	0	0	0
Michigan St. (1994-95-96-97-98-99-2000-01-02-03-06-07-09)	13	13	13	.500	0	0	1	0
Middle Tenn. (1995-2006-07-08-09)	5	4	5	.444	0	0	0	0
Milwaukee (1998-99-2000-01-02-06-08-09)	8	0	8	.000	0	0	0	0
Minnesota (1989-93-96-97-99-2000-01-02-03-04-05-06-07-08-09)	15	30	15	.667	0	1	2	0
Mississippi (2006-07)	2	0	2	.000	0	0	0	0
Missouri (2000-01-02-03-04-05-06-07)	8	6	8	.429	0	0	0	0
Missouri St. (1982-90-93-2003-05-06-07-08)	8	1	8	.111	0	0	0	0
Montana (1990-91-94)	3	1	3	.250	0	0	0	0
Morgan St. (1997-98-2000)	3	0	3	.000	0	0	0	0
Murray St. (2003)	1	0	1	.000	0	0	0	0
Nebraska (1982-83-84-85-86-87-88-89-90-91-92-93-94-95-96-97-98-99-2000-01-02-03-04-05-06-07-08-09)	28	80	25	.762	3	3	5	0
Nevada (1998-2001-02-04-05)	5	0	5	.000	0	0	0	0
UNLV (2007)	1	0	1	.000	0	0	0	0
New Hampshire (1998-2002-03)	3	0	3	.000	0	0	0	0
New Mexico (1981-88-90-91-92-93-94-2009)	8	5	8	.385	0	0	0	0
New Mexico St. (2003-04-06-07-08)	5	1	5	.167	0	0	0	0
Niagara (2009)	1	0	1	.000	0	0	0	0
Nicholls St. (2003)	1	0	1	.000	0	0	0	0
North Carolina (1982-83-88-89-98-99-2000-01-02-05-08)	11	6	11	.353	0	0	0	0

Team (Years Participated)	Yrs.	Won	Lost	Pct.	1st	2nd	3rd	4th
North Carolina St. (1987)	1	0	1	.000	0	0	0	0
North Dakota St. (2008)	1	0	1	.000	0	0	0	0
North Texas (1995)	1	0	1	.000	0	0	0	0
Northeastern (2001)	1	0	1	.000	0	0	0	0
Northern Ariz. (1999)	1	0	1	.000	0	0	0	0
Northern Colo. (2009)	1	0	1	.000	0	0	0	0
Northern Ill. (1993-96-97-98-2001)	5	3	5	.375	0	0	0	0
UNI (1986-87-91-94-95-98-99-2000-01-02-03-06-07-08-09)	15	12	15	.444	0	0	0	0
Northwestern (1981-82-83-84-2002-03-05)	7	1	7	.125	0	0	0	0
Notre Dame (1988-92-93-94-95-96-97-98-99-2000-01-02-03-04-05-06-09)	17	14	17	.452	0	0	0	0
Ohio (2003-04-05-06-07-08-09)	7	4	7	.364	0	0	0	0
Ohio St. (1989-90-91-92-93-94-95-96-97-98-99-2000-01-02-04-05-06-09)	18	27	18	.600	0	0	2	0
Oklahoma (1987-88-97-2006-07-09)	6	6	6	.500	0	0	0	0
Oral Roberts (1995-96-97-98-99-2000-01-02-06)	9	4	9	.308	0	0	0	0
Oregon (1984-86-87-89-2006-07-08-09)	8	6	8	.429	0	0	0	0
Oregon St. (1983-2001)	2	0	2	.000	0	0	0	0
Pacific (1981-82-83-84-85-86-87-88-89-90-91-92-93-94-95-96-97-98-99-2000-01-02-03-04)	24	46	24	.657	2	1	2	2
Penn (2001-02-03-09)	4	1	4	.200	0	0	0	0
Penn St. (1981-82-83-84-85-86-87-88-89-90-91-92-93-94-95-96-97-98-99-2000-01-02-03-04-05-06-07-08-09)	29	66	25	.725	4	3	1	0
Pepperdine (1981-82-84-86-87-88-89-90-91-97-98-99-2000-01-02-03-05-06-07-08)	20	14	20	.412	0	0	0	0
Pittsburgh (1982-84-86-87-90-91-92-93-94-2003-04)	11	3	11	.214	0	0	0	0
Portland St. (2008)	1	0	1	.000	0	0	0	0
Prairie View (1999-2006)	2	0	2	.000	0	0	0	0
Princeton (1994-97-99-2000-07)	5	0	5	.000	0	0	0	0
Providence (1983-85)	2	0	2	.000	0	0	0	0
Purdue (1981-82-83-84-85-87-90-2004-05-06-07-08)	12	14	12	.538	0	0	0	0
Radford (1993-2000)	2	0	2	.000	0	0	0	0
Rhode Island (1985-91)	2	0	2	.000	0	0	0	0
Rice (2004-08-09)	3	0	3	.000	0	0	0	0
Rider (1994)	1	0	1	.000	0	0	0	0
Robert Morris (1999-2000-01-02-03)	5	0	5	.000	0	0	0	0
Rutgers (1982)	1	0	1	.000	0	0	0	0
Sacramento St. (1997-98-99-2000-02-03-04-05-06-07)	10	2	10	.167	0	0	0	0
St. John's (NY) (2006-07)	2	3	2	.600	0	0	0	0
St. Louis (2006-08-09)	3	1	3	.250	0	0	0	0
St. Mary's (CA) (2003-04-05-08-09)	5	3	5	.375	0	0	0	0
Sam Houston St. (1993-96)	2	0	2	.000	0	0	0	0
San Diego (1993-96-97-98-99-2001-02-03-04-05-06-07-08)	13	9	13	.409	0	0	0	0
San Diego St. (1981-82-83-84-85-86-88-89-90-94-95-96-2001)	13	15	13	.536	0	0	2	0
San Francisco (2003-08)	2	0	2	.000	0	0	0	0
San Jose St. (1982-83-84-85-86-87-88-89-90-98-2000-01)	12	8	13	.381	0	0	0	1
Santa Clara (1992-93-98-99-2000-01-02-03-04-05-06-07-08)	13	7	13	.350	0	0	1	0
Siena (1995-2005-06-07-08)	5	0	5	.000	0	0	0	0
South Carolina (1984-95-97-98-2000-01-02)	7	4	7	.364	0	0	0	0
South Dakota St. (2007)	1	0	1	.000	0	0	0	0
South Fla. (1993-95-96-97-98-2000-02)	7	2	7	.222	0	0	0	0
Southeast Mo. St. (1996-98-99-2000)	4	1	4	.200	0	0	0	0
Southern U. (1998)	1	0	1	.000	0	0	0	0
Southern California (1981-82-83-84-85-87-88-89-91-92-93-94-95-96-97-98-99-2000-01-02-03-04-05-06-07-08-09)	27	58	24	.707	3	1	4	0
Stanford (1981-82-83-84-85-86-87-88-89-90-91-92-93-94-95-96-97-98-99-2000-01-02-03-04-05-06-07-08-09)	29	94	24	.797	6	8	3	1
Stephen F. Austin (1994-97-99-2006)	4	1	4	.200	0	0	0	0
Temple (1997-98-99-2002)	4	2	4	.333	0	0	0	0
Tennessee (1981-82-83-84-93-2000-04-05-06-08-09)	11	11	11	.500	0	0	1	0
UT Martin (2002)	1	0	1	.000	0	0	0	0
Tennessee St. (2007)	1	0	1	.000	0	0	0	0
Tennessee Tech (1997-2008)	2	0	2	.000	0	0	0	0
Texas (1982-83-84-85-86-87-88-89-90-91-92-93-94-95-96-97-98-99-2001-02-04-05-06-07-08-09)	26	58	25	.699	1	2	3	0
Texas-Arlington (1985-86-87-88-89-90-2001-02)	8	7	8	.467	0	0	1	0
UTSA (2000)	1	0	1	.000	0	0	0	0
Texas A&M (1981-82-85-86-93-94-95-96-97-98-99-2000-01-02-03-04-05-09)	18	22	18	.550	0	0	0	0
TCU (2009)	1	1	1	.500	0	0	0	0
Texas St. (1986-91-98-2004-05-07-09)	7	0	7	.000	0	0	0	0
Texas Tech (1990-91-92-95-96-98-2000-01)	8	3	8	.273	0	0	0	0
Towson (2004)	1	0	1	.000	0	0	0	0
Tulane (2008-09)	2	1	2	.333	0	0	0	0
Tulsa (2007)	1	0	1	.000	0	0	0	0
UCLA (1981-82-83-84-85-86-87-88-89-90-91-92-93-94-95-97-98-99-2000-01-02-03-04-05-06-07-08-09)	28	73	26	.737	3	4	3	1
Utah (1998-99-2000-01-02-03-04-05-06-08)	10	10	10	.500	0	0	0	0
Utah St. (2000-01-05)	3	2	3	.400	0	0	0	0
Valparaiso (2003-04-05)	3	0	3	.000	0	0	0	0
Villanova (1997)	1	0	1	.000	0	0	0	0
Virginia (1998-99)	2	0	2	.000	0	0	0	0
VCU (2005)	1	0	1	.000	0	0	0	0
Washington (1986-88-89-94-96-97-2002-03-04-05-06-07-08-09)	14	29	13	.690	1	0	2	0
Washington St. (1991-93-94-95-96-97-2000-01-02-09)	10	9	10	.474	0	0	0	0
Weber St. (1988)	1	0	1	.000	0	0	0	0
Western Ky. (2002-05-07-08)	4	0	4	.000	0	0	0	0
Western Mich. (1982-83-84-85-86-87-88-89-2000-08)	10	7	10	.412	0	0	0	0
Wichita St. (2004-07-08-09)	4	4	4	.500	0	0	0	0
William & Mary (2001)	1	0	1	.000	0	0	0	0
Winthrop (2002-03-04-05-06)	5	0	5	.000	0	0	0	0
Wisconsin (1990-91-93-94-96-97-98-99-2000-01-02-03-04-05-06-07)	16	29	16	.644	0	1	0	0

30-20, 30-15; Hawaii def. Tennessee St., 30-26, 30-14, 30-17; Middle Tenn. def. Louisville, 24-30, 30-19, 12-30, 30-25, 16-14; BYU def. Mississippi, 30-27, 30-21, 30-24; Washington def. Missouri, 30-23, 28-30, 30-22, 32-34, 15-11; Wisconsin def. UNI, 30-23, 30-21, 30-24; Iowa St. def. San Diego, 25-30, 31-29, 30-19, 24-30, 16-14; Duke def. American, 30-20, 30-25, 28-30, 29-31, 15-7; California def. Liberty, 30-20, 26-30, 30-15, 30-21; Dayton def. Lipscomb, 30-17, 30-25, 30-19; Michigan St. def. Kentucky, 30-28, 30-23, 30-27; Wichita St. def. Western Ky., 30-21, 30-19, 30-25; Nebraska def. South Dakota St., 30-13, 30-14, 30-13. **Second Round:** Stanford def. Sacramento St., 30-23, 30-11, 30-28; Cal Poly def. Purdue, 30-12, 30-14, 30-27; Oregon def. Kansas St., 24-30, 20-30, 30-27, 36-34, 15-11; UCLA def. Clemson, 30-19, 30-21, 19-30, 30-22; Southern California def. Long Beach St., 28-30, 30-24, 30-25, 21-30, 15-11; St. John's (NY) def. Delaware, 23-30, 30-28, 31-29, 30-23; Florida def. Oklahoma, 30-24, 30-24, 36-34; Texas def. LSU, 30-21, 30-22, 30-23; Penn St. def. Albany (NY), 30-15, 30-9, 30-19; Michigan def. Colorado St., 30-16, 30-18, 30-27; Middle Tenn. def. Hawaii, 30-22, 30-18, 15-30, 33-31; BYU def. Washington, 30-28, 28-30, 25-30, 30-22, 15-13; Iowa St. def. Wisconsin, 30-28, 30-25, 30-24; California def. Duke, 29-31, 30-28, 30-23, 30-17; Michigan St. def. Dayton, 30-26, 30-16, 30-21; Nebraska def. Wichita St., 30-22, 30-19, 30-19. **Regional Semifinals:** Stanford def. Cal Poly, 30-15, 30-24, 30-20; UCLA def. Oregon, 30-23, 30-19, 28-30, 30-24; Southern California def. St. John's (NY), 30-27, 30-22, 26-30, 24-30, 15-10; Texas def. Florida, 30-27, 29-31, 30-16, 30-15; Penn St. def. Michigan, 30-15, 30-18, 30-18; BYU def. Middle Tenn., 30-28, 30-22, 34-32; California def. Iowa St., 30-27, 30-27, 30-24; Nebraska def. Michigan St., 25-30, 28-30, 30-17, 30-28, 15-9. **Regional Finals:** Stanford def. UCLA, 28-30, 30-28, 30-26, 30-27; Southern California def. Texas, 30-25, 30-22, 30-26; Penn St. def. BYU, 30-23, 30-15, 30-18; California def. Nebraska, 30-28, 31-29, 30-26. **Semifinals:** Penn St. def. California, 30-28, 30-25, 30-16; Stanford def. Southern California, 23-30, 30-20, 30-25, 30-30, 16-14. **Championship:** Penn St. def. Stanford, 30-25, 30-26, 23-30, 19-30, 15-8. **2008 First Round:** Penn St. def. Long Island, 25-14, 25-15, 25-15; Yale def. Ohio, 25-19, 23-25, 25-23, 17-25, 16-14; Western Mich. def. Dayton, 21-25, 26-24, 25-23, 25-18; Tulane def. Tennessee Tech, 25-21, 22-25, 25-22, 27-25; Illinois def. Milwaukee, 25-8, 25-16, 25-20; Cincinnati def. Western Ky., 25-13, 25-19, 21-25, 18-25, 15-10; New Mexico St. def. St. Mary's (CA), 22-25, 25-16, 25-21, 25-15; California def. Siena, 25-18, 25-10, 25-20; Washington def. Portland St., 25-11, 25-15, 25-14; Santa Clara def. Kansas St., 25-22, 25-20, 19-25, 16-25, 15-13; Clemson def. Tennessee, 25-19, 19-25, 25-19, 23-25, 15-12; Utah def. Furman, 25-17, 26-24, 25-17; St. Louis def. Alabama A&M, 25-10, 25-15, 25-11; Michigan

def. Kentucky, 24-26, 25-16, 19-25, 25-19, 15-13; UAB def. Missouri St., 25-17, 25-21, 25-17; Nebraska def. Liberty, 25-11, 21-25, 25-16, 25-19; Texas def. Lamar, 25-17, 25-14, 25-8; Wichita St. def. Rice, 21-25, 25-23, 25-15, 25-20; Duke def. San Francisco, 26-28, 25-21, 22-25, 25-23, 15-9; UCLA def. LSU, 25-19, 25-25, 25-20, 25-20; Oregon def. Delaware, 25-16, 25-18, 25-15; North Carolina def. American, 25-16, 25-17, 25-17; Iowa St. def. UNI, 26-24, 16-25, 25-21, 25-16; Minnesota def. North Dakota St., 25-18, 25-14, 25-14; Hawaii def. Belmont, 25-19, 25-11, 25-16; Southern California def. San Diego, 21-25, 25-12, 25-19, 26-24; Middle Tenn. def. Miami (OH), 25-23, 23-25, 21-25, 30-28, 15-13; Purdue def. Louisville, 25-22, 21-25, 29-27, 23-25, 16-14; Florida def. Florida A&M, 25-20, 25-21, 25-15; Colorado St. def. FIU, 25-22, 21-25, 25-22, 25-19; Long Beach St. def. Pepperdine, 18-25, 25-23, 25-15, 25-18; Stanford def. Albany (NY), 25-9, 25-11, 25-21. **Second Round:** Penn St. def. Yale, 25-18, 25-11, 25-12; Western Mich. def. Tulane, 20-25, 25-21, 13-25, 25-19, 15-12; Illinois def. Cincinnati, 26-24, 25-20, 25-22; California def. New Mexico St., 25-23, 25-13, 21-25, 25-17; Washington def. Santa Clara, 25-19, 25-12, 25-21; Utah def. Clemson, 25-21, 26-24, 25-21; Michigan def. St. Louis, 22-25, 25-19, 23-25, 25-20, 15-12; Nebraska def. UAB, 25-14, 25-15, 25-12; Texas def. Wichita St., 25-14, 25-18, 25-20; UCLA def. Duke, 25-16, 25-19, 25-17; Oregon def. North Carolina, 25-20, 24-26, 25-18, 25-19; Iowa St. def. Minnesota, 25-14, 26-24, 25-27, 25-19; Hawaii def. Southern California, 25-21, 25-18, 25-22; Purdue def. Middle Tenn., 25-18, 24-26, 25-18, 22-25, 15-8; Florida def. Colorado St., 25-21, 25-17, 25-23; Stanford def. Long Beach St., 25-15, 25-21, 25-15. **Regional Semifinals:** Penn St. def. Western Mich., 25-17, 25-12, 25-19; California def. Illinois, 25-22, 25-22, 25-22; Washington def. Utah, 25-16, 25-20, 25-16; Nebraska def. Michigan, 25-13, 25-16, 25-18; Texas def. UCLA, 25-11, 22-25, 25-21, 25-21; Iowa St. def. Oregon, 17-25, 11-25, 25-22, 25-22, 15-8; Hawaii def. Purdue, 18-25, 25-22, 25-23, 25-20; Stanford def. Florida, 25-14, 25-21, 25-21. **Regional Finals:** Penn St. def. California, 25-21, 25-21, 25-17; Nebraska def. Washington, 14-25, 23-25, 25-17, 26-24, 15-13; Texas def. Iowa St., 25-19, 25-19, 17-25, 25-12; Stanford def. Hawaii, 25-19, 25-9, 25-18. **Semifinals:** Penn St. def. Nebraska, 25-17, 25-18, 15-25, 22-25, 15-11; Stanford def. Texas, 20-25, 18-25, 25-15, 25-22, 15-13. **Championship:** Penn St. def. Stanford, 25-20, 26-24, 25-23. **2009 First Round:** Penn St. def. Binghamton, 25-9, 25-13, 25-14; Penn def. Army, 18-25, 25-20, 25-18, 25-16; FIU def. Miami (FL), 25-16, 20-25, 22-25, 27-25, 15-11; Florida def. Col. of Charleston, 25-21, 25-17, 25-18; California def. Lipscomb, 25-15, 25-22, 25-9; Ohio St. def. Cincinnati, 25-20, 16-25, 25-15, 25-23; Baylor def. Georgia Tech, 25-17, 25-22, 25-22; UCLA def. Long Beach St., 25-20, 25-20, 25-16; Illinois def. IPFW, 25-16, 25-15, 25-12; Dayton def. Milwaukee,

25-17, 22-25, 25-20, 19-25, 15-9; Southern California def. Oklahoma, 25-21, 26-24, 25-20; Hawaii def. New Mexico, 25-22, 25-16, 25-21; Michigan def. Niagara, 25-4, 25-12, 25-15; Ohio def. Notre Dame, 23-25, 25-16, 20-25, 25-15, 15-7; St. Mary's (CA) def. UC Santa Barbara, 24-26, 22-25, 25-20, 25-14, 15-13; Stanford def. Long Island, 25-11, 25-15, 25-10; Florida St. def. Alabama A&M, 25-10, 25-19, 25-10; Jacksonville St. def. Florida A&M, 25-22, 18-25, 23-25, 25-20, 15-13; Kentucky def. Michigan St., 25-23, 25-23, 25-20; Oregon def. Clemson, 25-17, 25-21, 25-20; Minnesota def. Louisville, 25-20, 24-26, 26-24, 25-22; Tennessee def. Duke, 25-18, 25-23, 17-25, 25-12; Colorado St. def. Middle Tenn., 25-19, 16-25, 25-21, 17-25, 15-6; Washington def. Northern Colo., 25-27, 25-15, 25-22, 25-21; Iowa St. def. George Mason, 25-22, 25-13, 25-19; Wichita St. def. St. Louis, 25-20, 25-21, 18-25, 25-16; UNI def. Washington St., 26-24, 25-21, 25-20; Nebraska def. Coastal Caro., 25-13, 25-18, 25-15; LSU def. Tulane, 25-15, 25-12, 25-15; Texas A&M def. Arizona, 18-25, 25-23, 25-21, 25-23; TCU def. Rice, 26-24, 25-13, 27-25; Texas def. Texas St., 25-16, 25-14, 25-14. **Second Round:** Penn St. def. Penn., 25-20, 25-17, 25-16; Florida def. FIU, 25-22, 25-15, 25-16; California def. Ohio St., 25-13, 18-25, 25-23, 25-20; Baylor def. UCLA, 25-23, 25-22, 29-31, 25-19; Illinois def. Dayton, 26-28, 25-8, 25-17, 25-18; Hawaii def. Southern California, 25-20, 25-18, 16-25, 27-25; Michigan def. Ohio, 30-32, 24-26, 25-13, 25-20, 15-13; Stanford def. St. Mary's (CA), 21-25, 25-21, 25-22, 24-26, 15-13; Florida St. def. Jacksonville St., 25-18, 26-24, 25-22; Kentucky def. Oregon, 25-20, 25-22, 25-17; Minnesota def. Tennessee, 25-15, 25-16, 25-18; Colorado St. def. Washington, 25-16, 25-22, 21-25, 25-19; Iowa St. def. Wichita St., 27-25, 25-21, 25-18; Nebraska def. UNI, 25-14, 25-17, 25-21; Texas A&M def. LSU, 18-25, 26-24, 23-25, 25-23, 15-10; Texas def. TCU, 25-15, 25-14, 25-18. **Regional Semifinals:** Penn St. def. Florida, 25-12, 25-18, 25-21; California def. Baylor, 26-24, 25-20, 25-17; Hawaii def. Illinois, 21-25, 25-10, 27-25, 25-16; Michigan def. Stanford, 25-18, 23-25, 25-22, 25-11; Florida St. def. Kentucky, 16-25, 26-24, 25-17, 19-25, 17-15; Minnesota def. Colorado St., 25-22, 29-27, 23-25, 25-18; Nebraska def. Iowa St., 25-11, 25-19, 25-22; Texas def. Texas A&M, 25-18, 25-18, 25-21. **Regional Finals:** Penn St. def. California, 25-18, 25-17, 25-22; Hawaii def. Michigan, 25-23, 25-19, 25-18; Minnesota def. Florida St., 25-20, 25-7, 18-25, 25-17; Texas def. Nebraska, 21-25, 25-18, 25-16, 25-17. **Semifinals:** Penn St. def. Hawaii, 23-25, 25-18, 25-15, 25-18; Texas def. Minnesota, 25-19, 25-20, 25-15. **Championship:** Penn St. def. Texas, 22-25, 20-25, 25-23, 25-21, 15-13.



VOLLEYBALL

Team Champions

Team Champions 79



1981 CHAMPIONSHIP MATCH, Dec. 20 at Los Angeles

SOUTHERN CALIFORNIA 3, UCLA 2



1981 Southern California — Front Row (L-R): Leslie Nelson, Suzette Lee, Karen Olson, Nicole Pankopf. Middle Row (L-R): Katie McGarrey, Dana Smith, Kim Ruddins, Lori Uranich. Back Row (L-R): Head Coach Chuck Erbe, Cathy Stukel, Tauna Vandeweghe, Margaret Grant, Anna Maria Lopez, Assistant Coach Steve George.

Southern California

No.	Name	SP	K	E	TA	PCT	A	SA	SE	RE	DIG	BS	BA	BE	BHE
2	Katie McGarrey.....	5	21	4	37	.459	---	1	2	3	0	0	4	0	1
4	Dana Smith.....	5	19	8	41	.268	---	0	2	1	1	1	4	1	1
5	Cathy Stukel.....	5	5	4	24	.042	---	2	0	0	2	3	4	2	1
8	Margaret Grant.....	5	10	8	32	.063	---	0	0	3	1	0	0	0	0
11	Karen Olson.....	5	1	1	2	.000	---	0	0	3	1	0	0	0	0
13	Tauna Vandeweghe.....	5	13	3	24	.417	---	0	0	2	0	0	7	2	1
3	Kim Ruddins.....	1	0	0	0	.000	---	0	0	0	0	0	0	0	0
6	Anna Maria Lopez.....	5	14	5	35	.257	---	1	1	2	2	1	2	1	1
	Totals.....	5	83	33	195	.256	---	4	6	16	9	7	26	6	5

TEAM ATTACKS PER SET

Set	K	E	TA	Pct.
1	14	5	32	.281
2	14	5	28	.321
3	12	7	35	.143
4	29	13	74	.216
5	14	3	26	.423

TOTAL TEAM BLOCKS: 20.0

SET SCORES	1	2	3	4	5	TEAM RECORDS
Southern California	9	15	10	15	15	27-10
UCLA	15	7	15	13	7	34-11

UCLA

No.	Name	SP	K	E	TA	PCT	A	SA	SE	RE	DIG	BS	BA	BE	BHE
21	Linda Robertson.....	5	19	11	46	.174	---	0	3	3	4	2	2	0	0
31	Patty Orozco.....	5	17	10	42	.167	---	1	3	1	1	1	3	1	0
33	Kathy Herse.....	5	8	3	15	.333	---	0	2	0	4	1	0	2	0
36	Cammy Chalmers.....	5	11	2	35	.258	---	3	0	1	1	1	7	0	0
38	Stacy Brittain.....	5	6	2	12	.333	---	0	1	0	2	0	2	1	4
40	Jeanne Beauprey.....	5	12	8	40	.100	---	1	1	0	3	0	3	0	1
18	Suzie Crone.....	2	0	1	2	-.500	---	1	2	0	1	0	0	0	1
37	Merja Connolly.....	5	4	0	9	.444	---	4	1	0	1	0	3	2	0
42	Coleen Koop.....	5	2	2	11	.000	---	0	0	0	0	0	0	0	0
	Totals.....	5	79	39	212	.189	---	10	13	5	17	5	20	6	6

TEAM ATTACKS PER SET

Set	K	E	TA	Pct.
1	19	5	42	.333
2	16	9	39	.179
3	12	5	29	.241
4	25	9	70	.229
5	7	11	32	-.125

TOTAL TEAM BLOCKS: 15.0

1982 CHAMPIONSHIP MATCH, Dec. 19 at Stockton, Calif.

HAWAII 3, SOUTHERN CALIFORNIA 2



1982 Hawaii — Front Row (L-R): Niuli'i Heine, Ohua Mahoe, Kris Pulaski, Missy Yomes, Marcie Wurts, Kori Pulaski, Joyce Kaapuni. Back Row (L-R): Head Coach Dave Shoji, Graduate Assistant Diane Sebastian, Sista Palakiko, Candy Kane, Lisa Strand, Susan Hlavenka, Deitre Collins, Lee Ann Pestana, Graduate Assistant Nahaku Brown, Assistant Coach Dean Nowack.

Southern California

No.	Name	SP	K	E	TA	PCT	A	SA	SE	RE	DIG	BS	BA	BE	BHE
3	Kim Ruddins	5	6	2	13	.308	--	1	0	0	0	0	6	2	3
4	Dana Smith	5	29	10	61	.311	--	1	1	1	1	0	3	2	0
6	Janice Johnson	5	8	5	28	.107	--	3	2	5	0	2	7	2	0
8	Margaret Grant	5	11	5	33	.091	--	3	3	2	0	0	6	0	1
10	Tracy Clark	5	32	13	85	.221	--	2	0	1	3	0	4	4	0
11	Leslie Devereaux	5	4	5	18	-.056	--	0	2	2	1	1	7	0	2
1	Lisa Niedringhaus	1	0	0	0	.000	--	0	0	0	0	0	0	0	0
Totals		5	90	40	238	.210	--	10	8	11	5	3	33	10	6

TEAM ATTACKS PER SET

Set	K	E	TA	Pct.
1	16	10	49	.122
2	21	2	45	.422
3	16	8	40	.200
4	19	12	60	.083
5	18	8	44	.227

TOTAL TEAM BLOCKS: 19.5

SET SCORES	1	2	3	4	5	TEAM RECORDS
Southern California	16	15	13	10	12	26-8
Hawaii	14	9	15	15	15	33-1

Hawaii

No.	Name	SP	K	E	TA	PCT	A	SA	SE	RE	DIG	BS	BA	BE	BHE
2	Missy Yomes	5	19	8	45	.244	--	2	1	2	2	0	2	1	0
4	Kris Pulaski	5	1	2	13	-.077	--	2	3	0	1	0	0	0	1
5	Lisa Strand	5	16	9	45	.156	--	2	1	1	1	2	1	1	0
7	Kori Pulaski	5	23	5	66	.273	--	0	2	4	3	0	0	0	0
9	Joyce Kaapuni	5	9	9	36	.000	--	1	1	0	5	1	0	0	1
11	Deitre Collins	5	25	10	55	.273	--	3	4	4	5	6	1	3	0
6	Lee Ann Pestana	5	3	1	8	.250	--	0	0	0	0	0	0	0	1
8	Marcie Wurts	1	0	0	0	.000	--	0	0	0	1	0	0	0	0
11	Candy Kane	1	0	0	0	.000	--	0	1	1	0	0	0	0	0
14	Sista Palakiko	1	2	0	2	1.000	--	0	0	0	1	0	0	0	0
Totals		5	97	44	269	.197	--	11	13	11	19	9	4	5	3


TEAM ATTACKS PER SET

Set	K	E	TA	Pct.
1	18	11	58	.121
2	19	12	57	.123
3	18	6	46	.261
4	20	8	51	.235
5	22	7	58	.259

TOTAL TEAM BLOCKS: 11.0

1983 CHAMPIONSHIP MATCH, Dec. 19 at Lexington, Ky.

HAWAII 3, UCLA 0



1983 Hawaii — Front Row (L-R): Joyce Kaapuni, Kori Pulaski, Missy Yomes, Kris Pulaski, Naomi Higa, Marcie Wurts, Athletic Trainer Melody Toth. Back Row (L - R): Head Coach Dave Shoji, Debbie Black, Susan Hlavenka, Lisa Strand, Pam Lawrence, Deitre Collins, Sista Palakiko, Lee Ann Pestana, Graduate Assistant Diane Sebastian, Assistant Coach Dean Nowack.

Hawaii

No.	Name	GP	K	E	TA	PCT	A	SA	SE	RE	DIG	BS	BA	BE	BHE
2	Missy Yomes	3	5	5	19	.000	--	0	1	0	1	0	0	0	0
4	Kris Pulaski	3	2	0	7	.286	--	2	1	0	11	0	1	0	0
5	Lisa Strand	3	3	3	8	.000	--	0	2	1	10	1	2	1	0
7	Kori Pulaski	3	8	5	27	.111	--	0	1	0	10	0	1	0	1
9	Joyce Kaapuni	3	10	0	15	.667	--	4	2	0	16	1	0	0	0
11	Deitre Collins	3	16	4	39	.308	--	1	2	0	3	6	2	0	0
6	Lee Ann Pestana	1	1	0	1	1.000	--	0	0	0	1	0	0	0	0
8	Marcie Wurts	3	5	2	15	.200	--	1	0	0	14	0	1	0	0
Totals		3	50	19	131	.237	--	8	10	1	69	8	7	2	1

TEAM ATTACKS PER SET

TOTAL TEAM BLOCKS: 11.5

Set	K	E	TA	Pct.
1	15	8	44	.159
2	9	4	26	.192
3	26	7	61	.311

SET SCORES

	1	2	3
Hawaii	15	15	15
UCLA	13	4	10

TEAM RECORDS

Hawaii	34-2
UCLA	44-6

UCLA

No.	Name	SP	K	E	TA	PCT	A	SA	SE	RE	DIG	BS	BA	BE	BHE
21	Liz Masakayan	3	15	7	35	.229	--	0	0	3	8	0	0	0	0
31	Patty Orozco	3	10	8	30	.067	--	0	1	0	8	1	4	0	0
32	Dawn Kenny	3	4	3	14	.071	--	0	1	1	4	0	5	1	0
35	Lori Zeno	3	2	4	7	-.285	--	0	0	0	1	0	0	0	0
37	Merja Connolly	3	4	2	12	.167	--	0	1	3	7	1	1	2	0
46	Michelle Boyette	3	4	2	15	.133	--	1	1	0	9	0	1	0	0
34	Tracy Saying	1	0	0	1	.000	--	0	0	0	6	0	0	0	1
38	Leslie Brewer	3	6	0	8	.750	--	0	0	0	0	0	0	0	0
44	Sheila Cornell	1	0	0	0	.000	--	0	1	1	0	0	0	0	0
Totals		3	45	26	122	.156	--	1	5	8	43	2	11	3	1

TEAM ATTACKS PER SET

TOTAL TEAM BLOCKS: 7.5

Set	K	E	TA	Pct.
1	14	11	44	.068
2	6	8	21	-.095
3	25	7	57	.316

1984 CHAMPIONSHIP MATCH, Dec. 16 at Los Angeles

UCLA 3, STANFORD 2



1984 UCLA — Front Row (L-R): Julie Barnes, Leslie Brewer, Lisa Ettesvold, Stacy Buck, Katie McGarrey, Dawn Kenny, Wendy Fletcher, Liz Masakayan. Middle Row (L-R): Vickie Wethered, Susie Taylor, Kara McGuinness, Merja Connolly, Michelle Boyette, Tracy Saying, Mora Kanim. Back Row (L-R): Graduate Assistant Coach Patty Orozco, Assistant Coach Lisa Rapoport, Head Coach Andy Banachowski, Assistant Coach Greg Giovanazzi, Graduate Assistant Coach Cammy Chalmers, Trainer Lorita Graner.

UCLA

No.	Name	SP	K	E	TA	PCT	A	SA	SE	RE	DIG	BS	BA	BE	BHE
21	Liz Masakayan	5	32	13	71	.268	4	0	2	2	24	1	0	0	0
32	Dawn Kenny	5	7	4	28	.116	1	0	1	0	6	0	5	0	0
37	Merja Connolly	5	22	8	53	.264	3	1	0	3	17	2	4	0	0
38	Leslie Brewer	5	11	2	24	.375	1	0	0	0	3	0	4	2	1
42	Katie McGarrey	5	20	6	56	.250	2	1	0	1	20	0	1	1	0
46	Michelle Boyette	5	11	2	23	.391	81	1	2	0	18	0	2	0	5
18	Julie Barnes	5	0	0	0	.000	5	1	3	0	12	0	0	0	0
20	Lisa Ettesvold	3	3	2	6	.167	0	1	2	0	3	0	0	0	0
22	Kara McGuinness	2	0	0	2	.000	0	0	1	0	3	0	2	0	0
33	Stacy Buck	1	0	0	0	.000	0	0	0	0	0	0	0	0	0
40	Wendy Fletcher	3	2	4	10	-.200	1	2	0	0	0	0	0	0	0
Totals		5	108	41	273	.245	98	7	11	6	106	3	18	3	6

TEAM ATTACKS PER SET

TOTAL TEAM BLOCKS: 12.0

Set	K	E	TA	Pct.
1	26	10	60	.267
2	18	11	51	.137
3	21	4	47	.362
4	26	8	62	.290
5	17	8	53	.170

SET SCORES

	1	2	3	4	5
UCLA	15	7	15	9	15
Stanford	12	15	10	15	13

TEAM RECORDS

UCLA	33-6
Stanford	20-5

Stanford

No.	Name	SP	K	E	TA	PCT	A	SA	SE	RE	DIG	BS	BA	BE	BHE
2	Barbra Fontana	5	15	6	43	.209	2	3	0	0	8	1	0	0	0
8	Wendi Rush	5	6	3	26	.115	27	0	0	0	14	0	2	0	1
9	Deidra Dvorak	5	2	1	9	.111	46	2	0	0	12	0	7	1	2
14	Bobbi Broer	5	22	1	38	.553	1	0	4	0	11	1	3	1	1
15	Susan Compton	5	16	7	56	.161	1	0	0	1	20	0	1	0	0
16	Kim Oden	5	17	7	41	.244	1	2	4	2	13	6	7	4	1
3	Terri Bryson	5	0	0	0	.000	0	0	0	2	2	0	0	0	0
18	Teresa Smith	3	10	5	24	.208	0	0	1	2	6	0	0	0	0
Totals		5	88	30	237	.245	78	7	9	7	86	8	20	6	5


TEAM ATTACKS PER SET

TOTAL TEAM BLOCKS: 18.0

Set	K	E	TA	Pct.
1	21	3	53	.340
2	18	7	46	.239
3	17	8	45	.200
4	18	3	46	.326
5	14	9	47	.106

1985 CHAMPIONSHIP MATCH, Dec. 22 at Kalamazoo, Mich.

PACIFIC 3, STANFORD 1



1985 Pacific — Front Row (L-R): Volunteer Assistant Coach Mike Jones, Leona Bielefeld, Teri McGrath, Mary Miller, Elaina Oden, Therese Boyle, Janet Wolfe, Assistant Coach Steve Lowe. Back Row (L-R): Assistant Coach Perri Hankins, Andrea Redick, Liz Hert, Brooke Herrington, Head Coach John Dunning, Andrea Markel, Dorothy Hert, Julie Maginot, Athletic Trainer Debbie O'Sullivan.

Pacific

No.	Name	SP	K	E	TA	PCT	A	SA	SE	RE	DIG	BS	BA	BE	BHE
1	Julie Maginot	4	12	1	45	.244	2	2	0	1	8	0	2	1	--
2	Elaina Oden	4	24	2	55	.400	2	3	1	1	15	0	4	2	--
5	Therese Boyle	4	16	1	35	.429	5	1	1	1	4	0	2	0	--
6	Teri McGrath	4	20	1	32	.594	3	1	0	1	17	0	3	0	--
11	Liz Hert	4	2	4	10	-.200	71	2	2	0	8	0	4	1	--
12	Dorothy Hert	4	4	3	17	.059	0	1	2	0	13	0	4	1	--
3	Andrea Redick	2	0	0	0	.000	0	0	0	1	2	0	0	0	--
4	Mary Miller	4	4	1	6	.500	0	0	0	0	2	0	3	0	--
22	Brooke Herrington	4	5	1	9	.444	1	0	0	1	1	0	0	1	--
Totals		4	87	14	209	.349	84	10	6	6	70	0	22	6	--

TEAM ATTACKS PER SET

Set	K	E	TA	Pct.
1	31	2	75	.387
2	15	2	29	.448
3	26	6	60	.330
4	15	4	45	.244

TOTAL TEAM BLOCKS: 11.0

SET SCORES

	1	2	3	4	TEAM RECORDS
Pacific	15	15	15	15	36-3
Stanford	17	7	12	13	28-3

Stanford

No.	Name	SP	K	E	TA	PCT	A	SA	SE	RE	DIG	BS	BA	BE	BHE
2	Barbra Fontana	4	22	12	51	.196	1	2	0	2	19	0	1	2	--
6	Amy Hayes	4	8	5	25	.120	3	1	0	1	20	0	3	0	--
8	Wendi Rush	4	6	0	9	.667	69	1	0	0	16	0	3	0	--
11	Nancy Reno	4	9	3	26	.231	0	0	2	0	9	0	3	2	--
16	Kim Oden	4	27	4	57	.404	2	2	0	0	8	1	7	2	--
18	Teresa Smith	4	15	5	32	.313	3	0	1	3	7	0	3	0	--
3	Terri Bryson	1	0	0	0	.000	0	0	0	0	2	0	0	0	--
4	Brook Binley	1	0	0	0	.000	0	0	0	0	1	0	0	0	--
5	Brooke Hahner	3	1	2	5	-.200	0	0	0	0	0	0	0	0	--
Totals		4	88	31	205	.278	78	6	3	6	82	1	20	6	--

TEAM ATTACKS PER SET

Set	K	E	TA	Pct.
1	31	6	58	.431
2	14	9	37	.135
3	28	10	68	.265
4	15	6	42	.262

TOTAL TEAM BLOCKS: 11.0

1986 CHAMPIONSHIP MATCH, Dec. 20 at Stockton, Calif.

PACIFIC 3, NEBRASKA 0



1986 Pacific — Front Row (L-R): Janet Wolfe, Liz Hert, Katie Harper, Dorothy Hert, Andrea Redick, Brooke Herrington, Pam Lance, Leona Bielefeld. Back Row (L-R): Graduate Assistant Coach Cathy Lumb, Assistant Coach Mike Jones, Elaina Oden, Teri McGrath, Head Coach John Dunning, Cathey Scotlan, Mary Miller, Assistant Coach Perri Hankins, Athletic Trainer Gayle Matsuura.

Nebraska

No.	Name	SP	K	E	TA	PCT	A	SA	SE	RE	DIG	BS	BA	BE	BHE
1	Tisha Delaney	3	1	5	9	-.444	36	1	0	0	8	0	1	2	--
2	Lori Endicott	3	4	0	10	.400	1	0	2	0	15	0	0	1	--
3	Enid Schonewise	3	13	3	32	.312	0	0	1	1	6	1	0	1	--
6	Angie Millikin	3	1	0	2	.500	0	1	2	0	7	0	0	0	--
10	Kathi DeBoer	3	3	5	9	-.105	0	0	1	0	4	0	1	1	--
13	Karen Dahlgren	3	10	9	42	.024	2	1	1	0	3	0	2	1	--
14	Virginia Stahr	3	5	5	15	.000	0	0	2	1	5	0	0	1	--
7	DeLisa DeBolt	1	0	0	0	.000	0	0	0	0	0	0	0	0	--
9	Sue Hansen	2	0	0	0	.000	0	1	1	0	0	0	0	0	--
12	Barb Young	3	0	0	0	.000	0	0	0	0	1	0	0	0	--
	Totals	3	37	27	129	.078	39	4	10	2	49	1	4	7	--

TEAM ATTACKS PER SET

Set	K	E	TA	Pct.
1	20	7	54	.241
2	8	8	28	.000
3	14	12	53	.038

TOTAL TEAM BLOCKS: 3.0

SET SCORES

	1	2	3
Nebraska	12	4	4
Pacific	15	15	15

TEAM RECORDS

Nebraska	29-6
Pacific	39-3

Pacific

No.	Name	SP	K	E	TA	PCT	A	SA	SE	RE	DIG	BS	BA	BE	BHE
2	Elaina Oden	3	13	3	20	.500	0	0	0	0	14	0	0	0	--
4	Mary Miller	3	5	1	18	.222	0	1	0	2	7	4	1	0	--
6	Teri McGrath	3	14	6	27	.296	2	0	1	1	7	1	1	1	--
11	Elizabeth Hert	3	4	1	9	.333	45	0	1	1	8	0	0	0	--
12	Dorothy Hert	3	11	5	22	.273	0	1	2	0	9	1	0	0	--
22	Brooke Herrington	3	9	2	23	.304	0	0	0	0	10	2	0	0	--
3	Andrea Redick	3	0	1	1	-1.000	0	0	0	0	4	0	0	0	--
14	Leona Bielefeld	1	0	0	0	.000	0	0	0	0	0	0	0	0	--
	Totals	3	56	19	120	.308	47	2	4	4	59	8	2	1	--


TEAM ATTACKS PER SET

Set	K	E	TA	Pct.
1	23	9	51	.275
2	12	2	18	.556
3	21	7	49	.286

TOTAL TEAM BLOCKS: 9.0

1987 CHAMPIONSHIP MATCH, Dec. 19 at Indianapolis

HAWAII 3, STANFORD 1



1987 Hawaii — Front Row (L-R): Jaime Paet, Leeana Merriweather, Mahina Eleneki, Reydan Ahuna, Karrie Trieschman, Tee Williams, (unidentified person). Back Row (L-R): Athletic Trainer Melody Toth, Manager Kepa Cummings, Suzanne Eagye, Diana Jessie, Martina Cincerova, Head Coach Dave Shoji, Assistant Coach Dean Nowack, Jami Long, Statistician Alan Lau.

Hawaii

No.	Name	SP	K	E	TA	PCT	A	SA	SE	RE	DIG	BS	BA	BE	BHE
1	Tee Williams.....	4	21	4	44	.386	1	0	1	0	13	1	1	1	--
2	Mahina Eleneki.....	4	7	0	25	.280	0	0	0	0	14	0	2	0	--
6	Martina Cincerova.....	4	2	0	7	.286	44	0	1	0	17	0	2	0	--
8	Reydan Ahuna.....	4	7	1	25	.240	2	0	0	2	11	0	3	0	--
9	Suzanne Eagye.....	4	10	4	31	.194	0	0	0	0	12	3	9	1	--
15	Diana Jessie.....	4	13	8	52	.096	0	1	2	0	15	0	4	1	--
4	Jaime Paet.....	3	0	0	0	.000	0	0	0	0	4	0	0	0	--
5	Karrie Trieschman.....	1	1	0	2	.500	0	0	0	0	0	0	1	0	--
12	Jami Long.....	1	0	0	0	.000	0	0	0	0	0	0	0	0	--
Totals.....		4	61	17	186	.237	47	1	4	2	86	4	22	3	--

TEAM ATTACKS PER SET

TOTAL TEAM BLOCKS: 15.0

Set	K	E	TA	Pct.
1	14	4	62	.161
2	15	4	36	.306
3	22	7	67	.224
4	10	2	21	.381

SET SCORES

	1	2	3	4	TEAM RECORDS
Hawaii	15	15	9	15	37-2
Stanford	10	10	15	1	29-7

Stanford

No.	Name	SP	K	E	TA	PCT	A	SA	SE	RE	DIG	BS	BA	BE	BHE
6	Amy Hayes.....	4	12	1	36	.306	0	0	1	0	12	0	1	0	--
8	Wendi Rush.....	4	3	2	8	.125	48	1	2	0	9	0	0	0	--
11	Nancy Reno.....	4	11	5	41	.146	0	0	1	0	14	1	3	1	--
13	Laura Olesen.....	4	11	2	30	.300	1	0	4	0	11	0	3	1	--
18	Teresa Smith.....	4	14	6	39	.205	0	1	3	0	29	1	1	0	--
22	Lara Asper.....	4	6	3	21	.143	5	0	0	0	10	0	2	0	--
4	Karen Anderson.....	2	4	4	23	.000	0	0	0	1	0	0	0	0	--
7	Jenny Chaffee.....	3	0	0	0	.000	0	0	0	0	5	0	2	0	--
Totals.....		4	61	23	198	.192	54	2	11	1	90	2	12	2	--

TEAM ATTACKS PER SET

TOTAL TEAM BLOCKS: 8.0

Set	K	E	TA	Pct.
1	18	4	67	.209
2	18	6	38	.316
3	22	4	63	.286
4	3	9	30	-.200

1988 CHAMPIONSHIP MATCH, Dec. 17 at Minneapolis

TEXAS 3, HAWAII 0



1988 Texas—Front Row (L-R): Cindy Williamson, Sue Schelfhout, Dagmara Szyszcak, Shawn Caver, Yvette Bradley. Second Row (L-R): Nikki Busch, Katie Salen, Denise Niles, Annette Garza, Missy Kurt. Back Row (L-R): Quandalynn Harrell, Stacie Nichols, Anissa Hauser, Dawn Davenport, Kimberly Komula, Janine Gremmel.

Hawaii

No.	Name	SP	K	E	TA	PCT	A	SA	SE	RE	DIG	BS	BA	BE	BHE
1	Tee Williams.....	3	28	8	50	.400	0	0	1	1	4	0	1	0	--
5	Karrie Trieschman.....	3	11	6	27	.185	0	0	1	0	1	0	3	0	--
6	Martina Cincerova.....	3	1	1	6	.000	50	0	0	0	13	0	3	0	--
9	Anna Vorwerk.....	3	5	7	27	-.074	1	1	0	0	12	0	2	0	--
10	Mary Robins.....	3	3	0	8	.375	1	1	0	1	6	0	0	0	--
11	Carolyn Taeatafa.....	3	10	9	40	.025	0	0	2	1	17	1	1	1	--
2	Maile Golden.....	3	0	0	0	.000	0	0	0	1	2	0	0	0	--
3	Deanna Dunstone.....	3	1	0	1	1.000	0	0	0	0	0	0	0	0	--
4	Jaime Paet.....	1	0	0	0	.000	0	0	0	0	0	0	0	0	--
7	Laura Phillips.....	3	0	0	0	.000	0	0	0	0	2	0	0	0	--
14	Tani Nishida.....	2	1	1	2	.000	0	0	0	0	0	0	0	0	--
	Totals.....	3	60	32	161	.174	52	2	4	4	57	1	10	1	--

TEAM ATTACKS PER SET

Set	K	E	TA	Pct.
1	15	7	35	.228
2	20	13	59	.119
3	25	12	67	.194

TOTAL TEAM BLOCKS: 6.0

SET SCORES

	1	2	3
Hawaii	4	14	13
Texas	15	16	15

TEAM RECORDS

Hawaii	33-3
Texas	34-5

Texas

No.	Name	SP	K	E	TA	PCT	A	SA	SE	RE	DIG	BS	BA	BE	BHE
1	Dagmara Szyszcak.....	3	16	2	32	.438	2	2	1	1	13	0	1	0	--
2	Quandalyn Harrell.....	3	9	7	25	.080	0	0	0	0	2	2	2	2	--
10	Sue Schelfhout.....	3	2	0	8	.250	51	0	0	0	9	0	4	0	--
12	Stacie Nichols.....	3	9	1	19	.421	0	1	0	0	6	0	2	0	--
15	Dawn Davenport.....	3	17	5	42	.286	0	0	0	0	14	2	6	0	--
17	Katie Salen.....	3	5	4	21	.040	1	0	1	0	16	0	1	0	--
6	Annette Garza.....	3	1	0	0	.000	0	0	0	0	0	0	0	0	--
7	Jill Gremmel.....	3	3	0	8	.375	1	1	1	1	9	0	0	0	--
	Totals.....	3	61	19	155	.271	55	4	3	2	69	4	16	2	--

TEAM ATTACKS PER SET

Set	K	E	TA	Pct.
1	17	2	37	.405
2	21	10	56	.196
3	23	7	62	.258

TOTAL TEAM BLOCKS: 12.0

1989 CHAMPIONSHIP MATCH, Dec. 16 at Honolulu

LONG BEACH ST. 3, NEBRASKA 2



1989 Long Beach St. — Front Row (L-R): Antoinette White, Sabrina Hernandez, Cheryl Stephens, Debbie Steele, Christine Romero. Middle Row (L-R): Sheri Sanders, Merilee Conway, Krissee Sether, Terri Smith. Back Row (L-R): Teresa Dahlberg, Sherri Thormahlen, Trisonya Thompson, Tara Cross, Vicki Pullins, Alicia Mills.

Long Beach St.

No.	Name	SP	K	E	TA	PCT	A	SA	SE	RE	DIG	BS	BA	BE	BHE
5	Sheri Sanders	3	3	0	4	.750	29	0	0	0	10	0	2	2	1
6	Trisonya Thompson	3	4	2	10	.200	0	0	0	0	6	0	3	0	0
7	Antoinette White	3	7	5	19	.105	3	0	0	0	7	0	1	0	0
13	Christine Romero	3	4	1	8	.375	3	0	0	2	6	0	4	0	1
14	Tara Cross	3	20	2	34	.529	2	1	2	0	8	1	1	0	0
15	Vicki Pullins	3	4	2	7	.286	0	0	0	0	0	1	5	0	0
10	Sherri Thormahlen	3	0	0	0	.000	1	2	0	1	5	0	0	0	0
	Totals	3	42	12	82	.366	38	3	2	3	42	2	16	2	2

TEAM ATTACKS PER SET

TOTAL TEAM BLOCKS: 10.0

Set	K	E	TA	Pct.
1	17	5	34	.353
2	8	0	13	.615
3	17	7	35	.285

SET SCORES

	1	2	3
Long Beach St.	15	15	15
Nebraska	12	0	6

TEAM RECORDS

Long Beach St.	32-5
Nebraska	29-4

Nebraska

No.	Name	SP	K	E	TA	PCT	A	SA	SE	RE	DIG	BS	BA	BE	BHE
1	Val Novak	3	3	0	4	.750	23	2	1	0	3	0	1	0	0
4	Carla Baker	3	3	1	5	.400	0	0	0	0	2	0	0	0	0
7	Eileen Shannon	3	11	6	31	.161	0	0	1	0	6	2	0	0	0
14	Virginia Stahr	3	2	2	11	.000	1	0	1	0	4	0	1	0	0
17	Janet Kruse	3	2	8	22	-.273	1	0	1	1	2	0	2	0	0
25	Cris Hall	3	9	11	27	-.074	1	1	2	2	4	0	0	0	0
2	Stephanie Thater	2	0	1	1	-1.000	0	0	0	0	0	0	0	0	0
3	Becky Bolli	3	0	0	0	.000	1	0	1	0	1	0	0	0	0
8	Debbie Brand	1	0	0	0	.000	0	0	0	0	0	0	0	0	0
22	Valerie Vermeulen	1	0	1	1	-1.000	0	0	0	0	0	0	0	0	0
	Totals	3	30	30	102	.000	27	3	7	3	22	2	4	0	0

TEAM ATTACKS PER SET

TOTAL TEAM BLOCKS: 4.0

Set	K	E	TA	Pct.
1	16	10	44	.136
2	5	11	28	-.214
3	9	9	30	.000

1990 CHAMPIONSHIP MATCH, Dec. 14 at College Park, Md.

UCLA 3, PACIFIC 0



1990 UCLA — Front Row (L-R): Trainer Kirsten Petersen, Holly McPeak, Mia Lambert, Samantha Shaver, Traci Broadway, Irene Renteria, Manager LuAnn Solari. Middle Row (L-R): Assistant Coach Jeanne Reeves, Amy Boyer, Lisa Hudak, Laurie Jones, Jenny Evans, Head Coach Andy Banachowski. Back Row (L-R): Jennifer Gratteau, Natalie Williams, Alyson Randick, Marissa Hatchett, Elaine Youngs.

Pacific

No.	Name	SP	K	E	TA	PCT	A	SA	SE	RE	DIG	BS	BA	BE	BHE
4	Sharon Kasser	3	6	3	15	.200	0	0	0	0	2	0	2	1	0
10	Melanie Beckenhauer	3	2	1	5	.200	37	0	0	0	4	0	2	0	1
12	Katy Eldridge	3	8	9	35	-.029	0	1	2	1	10	0	1	0	0
15	Vikki Simonis	3	0	0	1	.000	2	0	1	2	15	0	0	0	0
16	Cathey Scotlan	3	11	7	29	.138	3	0	0	0	6	0	4	2	0
21	Devin Scruggs	3	4	2	12	.167	1	0	0	1	4	0	1	0	0
1	Krissy Fifer	3	13	5	25	.320	0	0	0	0	3	0	1	0	0
3	Carol Conti	3	0	0	0	.000	0	0	1	0	5	0	0	0	0
6	Natasha Soltysik	1	0	0	0	.000	0	0	0	0	2	0	0	0	0
23	Heather Schoeny	3	2	1	5	.200	0	0	0	0	6	0	1	1	0
Totals		3	46	28	127	.142	43	1	4	4	57	0	12	4	1

TEAM ATTACKS PER SET

Set	K	E	TA	Pct.
1	14	8	36	.167
2	17	12	48	.104
3	15	8	43	.163

TOTAL TEAM BLOCKS: 6.0

SET SCORES	1	2	3	TEAM RECORDS
Pacific	9	12	7	30-6
UCLA	15	15	15	35-1

UCLA

No.	Name	SP	K	E	TA	PCT	A	SA	SE	RE	DIG	BS	BA	BE	BHE
1	Traci Broadway	3	0	0	0	.000	0	2	0	0	3	0	0	0	0
2	Marissa Hatchett	3	12	6	27	.222	0	0	0	0	5	2	9	3	0
4	Samantha Shaver	3	7	2	27	.185	2	1	1	0	11	0	6	0	0
9	Jenny Evans	3	5	2	22	.136	2	0	0	1	11	0	3	0	0
14	Natalie Williams	3	12	6	29	.207	4	1	2	0	7	0	6	0	0
16	Holly McPeak	3	1	0	2	.500	34	0	0	0	10	0	2	1	0
3	Lisa Hudak	3	8	0	14	.571	0	0	0	0	1	0	2	2	0
10	Irene Renteria	2	4	0	4	1.000	0	0	0	0	0	0	4	0	0
12	Jennifer Gratteau	1	0	0	0	.000	0	0	0	0	0	0	0	0	0
Totals		3	49	16	125	.264	42	4	3	1	48	2	32	6	0


TEAM ATTACKS PER SET

Set	K	E	TA	Pct.
1	16	4	36	.333
2	14	8	48	.125
3	19	4	41	.366

TOTAL TEAM BLOCKS: 18.0

1991 CHAMPIONSHIP MATCH, Dec. 21 at Los Angeles

UCLA 3, LONG BEACH ST. 2



1991 UCLA — Front Row (L-R): Assistant Coach Jeanne Reeves, Laurie Jones, Mia Lambert, Julie Bremner, Jenny Evans, Jennifer Gratteau, Irene Renteria, Annett Buckner, Amy Banachowski, Assistant Coach Liz Masakayan. Back Row (L-R): Head Coach Andy Banachowski, Jenny Johnson, Amy Boyer, Elaine Youngs, Lisa Hudak, Natalie Williams, Marissa Hatchett, Alyson Randick, Michelle Mauney, Graduate Assistant Coach Bennett Williamson.

Long Beach St.

No.	Name	SP	K	E	TA	PCT	A	SA	SE	RE	DIG	BS	BA	BE	BHE
1	Sabrina Hernandez	5	2	0	7	.286	70	1	1	0	16	0	0	0	6
2	Danielle Scott	5	28	10	48	.375	0	1	2	0	12	0	4	1	0
3	Lauri Jones	5	10	1	20	.450	0	0	0	0	0	1	2	0	0
7	Antoinette White	5	22	13	56	.161	0	1	4	4	17	2	2	2	0
8	Alicia Mills	5	12	6	27	.222	1	0	0	0	0	1	1	0	0
9	Christine Romero	5	7	8	22	-.045	2	0	1	1	15	2	3	1	0
5	Joy McKenzie	5	0	1	2	-.500	2	0	1	0	12	0	0	0	0
6	Prentice Perkins	1	0	0	0	.000	0	0	0	0	0	0	0	0	0
10	Sherri Thormahlen	5	7	1	11	.545	0	0	0	3	13	0	0	0	0
13	Krissee Sether	2	1	1	2	.000	2	0	1	0	1	0	0	0	0
TEAM											1				
Totals		5	89	41	195	.246	77	3	10	9	86	6	12	4	6

TEAM ATTACKS PER SET

TOTAL TEAM BLOCKS: 12.0

Set	K	E	TA	Pct.
1	24	10	50	.280
2	29	9	49	.408
3	17	10	45	.156
4	13	8	30	.167
5	6	4	21	.095

SET SCORES

Long Beach St.	15	15	12	6	11
UCLA	12	13	15	15	15

TEAM RECORDS

Long Beach St.	36-2
UCLA	31-5

UCLA

No.	Name	SP	K	E	TA	PCT	A	SA	SE	RE	DIG	BS	BA	BE	BHE
2	Marissa Hatchett	5	12	2	32	.313	1	2	2	0	8	1	7	0	0
3	Lisa Hudak	5	7	4	20	.150	0	0	1	2	4	0	8	1	0
11	Julie Bremner	5	2	3	8	-.125	72	1	0	0	8	0	6	0	0
14	Natalie Williams	5	32	11	66	.318	0	3	5	0	17	3	4	0	0
15	Elaine Youngs	5	18	6	49	.245	4	2	1	1	7	0	5	1	0
17	Annett Buckner	5	9	6	26	.115	0	1	2	0	9	0	2	0	0
8	Laurie Jones	1	2	2	7	.000	0	0	0	0	3	0	0	0	0
10	Irene Renteria	1	0	0	2	.000	0	0	0	0	0	0	0	0	0
12	Jennifer Gratteau	3	0	0	0	.000	0	0	1	0	1	0	0	0	0
Totals		5	82	34	210	.229	77	9	12	3	57	4	32	2	0

TEAM ATTACKS PER SET

TOTAL TEAM BLOCKS: 20.0

Set	K	E	TA	Pct.
1	11	5	41	.146
2	10	1	24	.375
3	16	7	38	.237
4	14	4	53	.189
5	10	3	19	.368

1992 CHAMPIONSHIP MATCH, Dec. 19 at Albuquerque, N.M.

STANFORD 3, UCLA 1



1992 Stanford — Front Row (L-R): Maureen McLaren, Cary Wendell, Marnie Triefenbach, Wendy Hromadka. Middle Row (L-R): Heidi Eick, Anne Wicks, Denise Rotert, Piper Hahn. Back Row (L-R): Manager Keith Marrack, Trainer Dava Reeder, Assistant Coach Denise Corlett, Bev Oden, Kristi Paaso, Jennifer Jackson, Carrie Feldman, Laurie Sawin, Head Coach Don Shaw, Strength Coach Steve Schulz, Assistant Coach Lara Asper.

Stanford

No.	Name	SP	K	E	TA	PCT	A	SA	SE	RE	DIG	BS	BA	BE	BHE
3	Cary Wendell	4	16	11	40	.125	3	0	0	0	12	0	0	1	0
5	Carrie Feldman	4	4	2	10	.200	67	2	0	0	8	0	5	0	1
7	Bev Oden	4	21	2	42	.452	0	0	1	0	9	1	2	0	0
12	Laurie Sawin	4	0	0	0	.000	0	0	0	0	12	0	0	0	0
13	Kristi Paaso	4	12	5	26	.269	0	0	1	1	8	0	2	0	0
24	Jennifer Jackson	4	9	3	25	.240	1	0	0	1	3	0	0	1	0
6	Anne Wicks	4	6	2	18	.222	0	0	0	0	4	0	6	1	0
11	Maureen McLaren	1	0	0	0	.000	0	0	0	0	0	0	0	0	0
16	Marnie Triefenbach	3	4	3	13	.077	1	0	3	0	3	1	0	0	0
26	Wendy Hromadka	3	4	2	9	.222	0	0	2	0	6	0	1	2	0
	Totals	4	76	30	183	.251	72	2	7	2	65	2	16	5	1

TEAM ATTACKS PER SET

Set	K	E	TA	Pct.
1	23	8	49	.306
2	20	8	48	.250
3	11	10	32	.031
4	22	4	54	.333

TOTAL TEAM BLOCKS: 10.0

SET SCORES

	1	2	3	4	TEAM RECORDS
Stanford	15	15	6	15	31-2
UCLA	8	9	15	10	33-1

UCLA

No.	Name	SP	K	E	TA	PCT	A	SA	SE	RE	DIG	BS	BA	BE	BHE
2	Marissa Hatchett	4	8	4	22	.182	0	0	1	1	4	0	5	1	0
3	Lisa Hudak	4	8	5	18	.167	0	1	0	0	3	0	4	0	0
9	Jenny Evans	4	10	3	32	.219	0	0	0	0	10	0	3	0	0
11	Julie Bremner	4	1	1	8	.000	54	0	0	0	24	0	2	0	1
14	Natalie Williams	4	21	6	51	.294	2	0	3	0	10	2	3	2	1
15	Elaine Youngs	4	20	6	35	.400	3	1	2	1	9	0	1	1	0
4	Jenny Johnson	2	0	0	0	.000	1	0	1	0	1	0	0	0	0
10	Irene Renteria	1	0	1	1	-1.000	0	0	0	0	0	0	0	0	0
17	Annett Buckner	1	0	3	3	1.000	0	0	0	0	0	0	0	0	0
	Totals	4	68	29	170	.229	60	2	7	2	61	2	18	4	2

TEAM ATTACKS PER SET

Set	K	E	TA	Pct.
1	18	8	49	.204
2	13	8	41	.122
3	15	4	26	.423
4	22	9	54	.241

TOTAL TEAM BLOCKS: 11.0

1993 CHAMPIONSHIP MATCH, Dec. 18 at Madison, Wis.

LONG BEACH ST. 3, PENN ST. 1



1993 Long Beach St. — Front Row (L-R): Heather Hofmans, Prentice Perkins, Joy McKenzie, Krissee Sether, Shawnee Hayes. Back Row (L-R): Danielle Scott, Stephanie Streeks, Traci Dahl, Sarah White, Allyson Carpenter, Brita Schwerm, Nichelle Burton, Assistant Coach Brian Hosfeld, Michelle Jones, Assistant Coach Pam Brande.

Penn St.

No.	Name	SP	K	E	TA	PCT	A	SA	SE	RE	DIG	BS	BA	BE	BHE
1	Salima Davidson	4	1	0	6	.167	58	0	1	0	5	1	4	0	1
4	Jen Reimers	4	25	6	53	.358	0	1	2	1	19	0	2	0	0
6	Laura Cook	4	7	3	24	.167	0	1	1	5	7	1	3	0	0
7	Zeynep Ton	4	13	7	42	.143	0	0	0	0	14	0	4	0	0
12	Jenny Myszewski	4	10	6	29	.138	1	0	1	0	2	0	2	0	1
14	Saundi Lamoureux	4	10	6	29	.138	1	0	1	0	2	0	2	0	1
5	Angie Farlow	4	0	0	0	.000	0	1	1	0	5	0	0	0	0
9	Heidi Rottinghaus	2	0	1	1	-1.000	0	0	1	1	0	0	0	0	0
10	Angie Kammer	2	2	0	2	1.000	0	0	0	0	3	0	0	0	0
15	Claudette Otero	4	0	0	0	.000	0	0	1	0	3	0	0	0	0
Totals		4	61	24	169	.219	59	3	8	7	61	2	25	0	2

TEAM ATTACKS PER SET

Set	K	E	TA	Pct.
1	19	11	60	.133
2	18	4	40	.350
3	16	4	37	.324
4	8	5	32	.094

TOTAL TEAM BLOCKS: 14.5

SET SCORES	1	2	3	4	TEAM RECORDS
Penn St.	13	15	11	14	31-5
Long Beach St.	15	12	15	16	32-2

Long Beach St.

No.	Name	SP	K	E	TA	PCT	A	SA	SE	RE	DIG	BS	BA	BE	BHE
2	Danielle Scott	4	21	11	50	.200	0	1	2	1	11	2	3	1	1
5	Joy McKenzie	4	8	4	19	.211	70	2	0	0	12	0	1	0	1
6	Prentice Perkins	4	0	0	0	.000	3	1	0	0	11	0	0	0	0
10	Brita Schwerm	4	13	14	42	-.024	1	2	2	1	18	0	1	1	0
11	Nichelle Burton	4	28	11	53	.321	2	0	1	1	11	3	2	0	0
16	Michelle Jones	4	1	0	2	.500	0	0	0	0	2	0	0	0	0
1	Traci Dahl	4	11	3	20	.400	1	0	0	0	0	0	5	1	0
7	Allyson Carpenter	2	1	1	4	.000	0	0	0	0	3	0	0	0	0
9	Shawnee Hayes	4	0	0	0	.000	2	1	4	0	5	0	0	0	0
12	Krissee Sether	4	5	3	13	.154	5	0	0	0	1	0	4	0	1
Totals		4	88	47	203	.202	84	7	9	3	74	5	16	3	3

TEAM ATTACKS PER SET

Set	K	E	TA	Pct.
1	23	13	59	.169
2	22	14	51	.157
3	23	9	44	.318
4	20	11	49	.184

TOTAL TEAM BLOCKS: 13.0

1994 CHAMPIONSHIP MATCH, Dec. 17 at Austin, Texas

STANFORD 3, UCLA 1



1994 Stanford — Front Row (L-R): Catherine Juillard, Denise Rotert, Paula McNamee, Cary Wendell, Wendy Hromadka, Nikki Otto, Shelly Foster. Back Row (L-R): Assistant Coach Denise Corlett, Head Coach Don Shaw, Anne Wicks, Eileen Murfee, Maureen McLaren, Marnie Triefenbach, Lisa Sharpley, Debbie Lambert, Barbara Ifejika, Kristin Folkl, Trainer Dava Reeder, Assistant Coach Rob Patrick.

UCLA

No.	Name	SP	K	E	TA	PCT	A	SA	SE	RE	DIG	BS	BA	BE	BHE
4	Jenny Johnson.....	4	23	9	59	.237	2	2	2	0	18	0	2	1	0
5	Alyson Randick.....	4	10	4	29	.207	0	1	3	0	15	1	6	1	0
7	Kelly Flannigan.....	4	0	0	6	.000	52	0	5	0	8	0	1	0	2
8	Kim Krull.....	4	11	8	30	.100	1	2	0	1	18	1	2	0	1
16	Kara Milling.....	4	14	9	45	.111	3	0	0	0	19	0	4	0	0
17	Annett Buckner.....	4	23	11	61	.197	0	1	3	0	20	1	1	0	1
2	Kim Coleman.....	1	0	0	2	.000	19	0	0	0	0	0	0	0	0
13	Michelle Mauney.....	2	0	0	0	.000	0	0	0	0	0	0	0	0	0
	Totals.....	4	81	41	232	.172	77	6	13	1	98	3	16	2	4

TEAM ATTACKS PER SET

Set	K	E	TA	Pct.
1	15	10	48	.104
2	24	7	49	.347
3	19	13	70	.086
4	23	11	65	.185

TOTAL TEAM BLOCKS: 11.0

SET SCORES	1	2	3	4	TEAM RECORDS
UCLA	10	15	14	13	32-4
Stanford	15	5	16	15	32-1

Stanford

No.	Name	SP	K	E	TA	PCT	A	SA	SE	RE	DIG	BS	BA	BE	BHE
2	Lisa Sharpley.....	4	6	5	24	.042	52	0	3	1	21	0	8	0	1
3	Cary Wendell.....	4	17	7	42	.238	26	0	1	0	16	1	2	0	0
5	Marnie Triefenbach.....	4	23	9	54	.259	0	0	2	2	17	1	3	0	0
6	Anne Wicks.....	4	7	6	17	.059	0	0	2	0	7	0	7	2	0
8	Barbara Ifejika.....	4	8	4	20	.200	0	0	1	1	17	0	4	0	0
24	Kristin Folkl.....	4	25	14	67	.164	3	1	2	2	10	1	2	0	0
10	Eileen Murfee.....	3	0	1	5	-.200	0	0	0	0	3	0	3	0	0
13	Catherine Juillard.....	2	0	0	0	.000	0	0	1	0	1	0	0	0	0
22	Denise Rotert.....	4	0	0	0	.000	0	0	0	0	5	0	0	0	0
26	Wendy Hromadka.....	1	0	0	0	.000	0	0	1	0	2	0	0	0	0
	Totals.....	4	86	46	229	.175	81	1	13	6	99	3	29	2	1

TEAM ATTACKS PER SET

Set	K	E	TA	Pct.
1	20	9	45	.244
2	17	11	49	.122
3	24	15	71	.127
4	25	11	64	.219

TOTAL TEAM BLOCKS: 17.5

1995 CHAMPIONSHIP MATCH, Dec. 16 at Amherst, Mass.

NEBRASKA 3, TEXAS 1



1995 Nebraska — Front Row (L-R): Christy Johnson, Billie Winsett, Maria Hedbeck, Fiona Nepo, Renee Saunders, Kate Crnich, Kim Legg, Denise Koziol. Back Row (L-R): Volunteer Assistant Coach Doug West, Assistant Coach Cathy Noth, Head Coach Terry Pettit, Allison Weston, Stacie Maser, Lisa Avery, Lisa Reitsma, Jen McFadden, Jaime Krondak, Assistant Coach Todd Raasch, Jenny Livers, Tara Kramer.

Nebraska

No.	Name	SP	K	E	TA	PCT	A	SA	SE	RE	DIG	BS	BA	BE	BHE
4	Billie Winsett	4	25	8	64	.266	1	0	1	3	10	0	3	0	0
5	Christy Johnson	4	1	2	7	-.143	87	2	2	0	13	0	3	0	1
7	Kate Crnich	4	25	4	42	.500	0	0	3	1	21	0	2	0	1
10	Stacie Maser	4	0	0	0	.000	0	0	0	0	0	0	0	0	0
15	Lisa Reitsma	4	16	1	31	.484	5	0	2	0	10	0	4	1	2
18	Allison Weston	4	18	16	50	.040	1	0	1	0	22	0	9	0	0
8	Maria Hedbeck	4	0	0	0	.000	0	1	0	1	10	0	0	0	0
16	Fiona Nepo	4	0	0	0	.000	0	1	1	0	5	0	0	0	0
25	Jen McFadden	4	16	4	29	.414	0	0	3	0	1	0	3	0	1
Totals		4	101	35	223	.296	94	4	13	5	92	0	24	1	5

TEAM ATTACKS PER SET

TOTAL TEAM BLOCKS: 12.0

Set	K	E	TA	Pct.
1	22	10	52	.231
2	14	6	36	.222
3	25	8	48	.354
4	40	11	87	.333

SET SCORES

	1	2	3	4	TEAM RECORDS
Nebraska	11	15	15	16	32-1
Texas	15	2	7	14	28-7

Texas

No.	Name	SP	K	E	TA	PCT	A	SA	SE	RE	DIG	BS	BA	BE	BHE
1	Demetria Sance	4	20	7	66	.197	1	1	1	0	10	1	1	0	0
2	Sonya Barnes	4	11	3	27	.296	0	1	2	0	10	1	2	0	0
4	Carrie Busch	4	2	0	8	.250	53	0	3	0	13	0	1	1	0
6	Susan Chrisman	4	0	0	1	.000	0	1	1	1	5	0	0	0	0
10	Katie Austin	4	9	4	26	.192	1	1	0	1	14	0	3	1	0
11	Angie Breitenfield	4	15	8	44	.159	0	1	1	2	14	2	2	0	0
9	Jane Winkel	4	3	0	9	.333	0	0	0	0	5	0	1	0	0
12	Tammy Juergens	1	0	0	0	.000	0	0	0	0	0	0	0	0	0
14	Shantel Cornelius Davis	2	1	1	3	.000	0	0	0	0	0	0	0	0	0
15	Lakisha Bledsoe	3	1	3	13	-.154	0	0	0	0	0	0	4	0	0
Totals		4	62	26	197	.183	55	5	8	4	71	4	14	2	0


TEAM ATTACKS PER SET

TOTAL TEAM BLOCKS: 11.0

Set	K	E	TA	Pct.
1	14	4	41	.244
2	6	13	37	-.189
3	11	3	40	.200
4	31	6	79	.316

1996 CHAMPIONSHIP MATCH, Dec. 21 at Cleveland

STANFORD 3, HAWAII 0



1996 Stanford — Front Row (L-R): Nikki Otto, Eileen Murfee, Catherine Juillard, Paula McNamee. Middle Row (L-R): Strength Coach Karen Branick-Martinez, Katherine Kuchenbecker, Sarah Clark, Sarah Neal, Kerri Walsh, Jaimi Gregory, Trainer Kathy Poulsen. Back Row (L-R): Head Coach Don Shaw, Kristin Folkl, Debbie Lambert, Lisa Sharpley, Barbara Ifejika, Assistant Coach Denise Corlett, Assistant Coach Rob Patrick.

Hawaii

No.	Name	SP	K	E	TA	PCT	A	SA	SE	RE	DIG	BS	BA	BE	BHE
1	Therese Crawford	3	9	8	29	.034	1	0	0	1	6	1	0	0	0
3	Cecelia Goods	3	11	3	21	.381	1	0	0	0	0	2	2	0	0
8	Chastity Nobriga	3	4	1	11	.273	3	0	0	0	1	0	0	0	0
9	Angelica Ljungquist	3	7	4	27	.111	0	0	1	0	7	0	0	1	0
11	Robyn Ah Mow	3	1	3	7	-.286	31	1	1	0	4	0	0	0	0
14	Joselyn Robins	3	7	7	31	.000	0	1	3	1	8	0	2	0	0
4	Kelli Cordray	1	0	0	0	.000	0	0	0	0	0	0	0	0	0
6	Nalani Yamashita	3	0	0	1	.000	0	0	1	0	8	0	0	0	0
10	Aven Lee	1	0	0	0	.000	0	0	1	0	1	0	0	0	0
15	Heidi Ilustre	3	0	0	1	.000	1	0	0	1	4	0	0	0	0
	Totals	3	50	19	131	.237	46	4	1	4	61	3	20	3	2

TEAM ATTACKS PER SET

Set	K	E	TA	Pct.
1	11	12	38	-.026
2	11	9	45	.044
3	17	5	45	.267

TOTAL TEAM BLOCKS: 13.0

SET SCORES	1	2	3	TEAM RECORDS
Hawaii	7	3	5	35-3
Stanford	15	15	15	31-2

Stanford

No.	Name	SP	K	E	TA	PCT	A	SA	SE	RE	DIG	BS	BA	BE	BHE
2	Lisa Sharpley	3	2	1	7	.143	37	0	1	0	8	0	4	0	0
8	Barbara Ifejika	3	6	1	13	.385	1	1	0	1	4	0	8	0	0
10	Eileen Murfee	3	4	3	11	.091	3	0	0	1	4	0	3	0	0
11	Kerri Walsh	3	17	3	32	.438	6	2	2	0	8	1	3	0	0
15	Debbie Lambert	3	10	2	23	.348	1	0	0	0	4	0	0	0	1
24	Kristin Folkl	3	16	3	32	.406	1	0	2	0	9	2	4	0	0
16	Jaimi Gregory	3	0	0	2	.000	0	0	0	0	8	0	0	0	0
23	Sarah Neal	2	0	0	0	.000	0	0	1	0	3	0	0	0	0
	Totals	3	55	13	120	.350	49	3	6	2	48	3	22	0	1

TEAM ATTACKS PER SET

Set	K	E	TA	Pct.
1	12	4	32	.250
2	15	3	38	.316
3	28	6	50	.440

TOTAL TEAM BLOCKS: 14.0

1997 CHAMPIONSHIP MATCH, Dec. 20 at Spokane, Wash.

STANFORD 3, PENN ST. 2



1997 Stanford — Front Row (L-R): Monica Sergott, Lindsay Kagawa, Alex Newell, Robyn Lewis, Jennifer Detmer. Middle Row (L-R): Manager Julia Adler-Milstein, Manager Jon Clough, Jaimi Gregory, Sarah Neal, Sarah Clark, Kerri Walsh, Katherine Kuchenbecker, Assistant Coach Anne Wicks, Trainer Kathy Poulsen. Back Row (L-R): Strength Coach Karen Branick-Martinez, Head Coach Don Shaw, Debbie Lambert, Paula McNamee, Kristin Folkl, Lisa Sharpley, Barbara Ifejika, Associate Head Coach Denise Corlett.

Stanford

No.	Name	SP	K	E	TA	PCT	A	SA	SE	RE	DIG	BS	BA	BE	BHE
2	Lisa Sharpley	5	2	4	11	-.182	69	2	3	0	30	1	4	1	1
7	Paula McNamee	5	20	4	43	.372	0	0	1	0	6	2	8	0	0
8	Barbara Ifejika	5	16	4	28	.429	1	0	0	0	14	0	4	1	0
9	Kerri Walsh	5	14	7	37	.189	11	0	3	0	30	2	4	0	0
12	Sarah Clark	5	18	9	44	.205	1	0	0	0	4	0	3	0	0
24	Kristin Folkl	5	22	5	72	.236	1	1	0	1	18	1	1	0	0
15	Debbie Lambert	1	0	1	1	-1.000	0	0	0	0	0	0	0	0	0
16	Jaimi Gregory	5	0	0	2	.000	1	0	2	0	7	0	0	0	0
23	Sarah Neal	5	0	0	0	.000	0	0	0	0	4	0	0	0	0
Totals		5	92	34	238	.244	84	3	9	1	113	6	24	2	1

TEAM ATTACKS PER SET

Set	K	E	TA	Pct.
1	23	7	56	.286
2	22	6	47	.340
3	9	8	33	.030
4	27	12	81	.185
5	11	1	21	.476

TOTAL TEAM BLOCKS: 18.0

SET SCORES	1	2	3	4	5	TEAM RECORDS
Stanford	15	15	2	15	15	33-2
Penn St.	10	6	15	17	9	34-2

Penn St.

No.	Name	SP	K	E	TA	PCT	A	SA	SE	RE	DIG	BS	BA	BE	BHE
2	Lauren Cacciamani	5	20	3	49	.347	0	0	0	0	4	1	5	0	0
3	Bonnie Bremner	5	4	2	21	.095	70	0	0	0	14	0	1	0	0
5	Terri Zemaitis	5	25	6	55	.345	2	1	3	1	25	0	5	0	0
7	Carrie Schonveld	5	20	9	52	.212	3	0	0	1	22	1	1	0	0
8	Lindsay Anderson	5	6	7	24	-.042	5	0	2	0	9	0	6	0	0
11	Christy Cochran	5	13	8	48	.104	0	0	2	1	16	0	2	0	0
1	Emily Stout	1	0	0	0	.000	0	0	0	0	1	0	0	0	1
4	Nikki Higley	1	0	0	0	.000	0	0	0	0	0	0	0	0	0
14	Jen Burdis	1	0	0	0	.000	0	0	0	0	0	0	0	0	0
15	Leilani Schlottfeldt	2	0	0	0	.000	0	0	0	0	1	0	0	0	0
17	Kalna Miller	5	0	0	0	.000	0	0	1	0	6	0	0	0	0
Totals		5	88	35	249	.213	80	1	8	3	98	2	20	0	1


TEAM ATTACKS PER SET

Set	K	E	TA	Pct.
1	17	9	62	.129
2	14	7	45	.156
3	16	1	31	.484
4	33	14	88	.216
5	8	4	23	.174

TOTAL TEAM BLOCKS: 12.0

1998 CHAMPIONSHIP MATCH, Dec. 19 at Madison, Wis.

LONG BEACH ST. 3, PENN ST. 2



1998 Long Beach St. — Front Row (L-R): Tayyiba Haneef, Assistant Coach Chris Gonzalez, Brandy Barratt, Silvia Panak, Melissa Ohta, Jessica Alvarado, Benishe Dillard, Assistant Coach Debbie Green. Middle Row (L-R): Tracy Bulquerin, Keri Nishimoto, Misty May, Mariah Marquis, Cheryl Weaver. Back Row (L-R): Sports Information Director Steve Jansich, Athletic Director Bill Shumard, Assistant Coach Jeri Estes, Blair Wilkes, Veronica Walls, Kristy Kierulff, Anja Grabovac, President Robert Maxson, team mascot, unnamed person, Danya Gimmillaro, Head Coach Brian Gimmillaro.

Penn St.

No.	Name	SP	K	E	TA	PCT	A	SA	SE	RE	DIG	BS	BA	BE	BHE
1	Emily Stout	5	1	5	13	-.308	0	0	0	0	5	1	6	1	0
2	Lauren Cacciamani	5	33	7	69	.377	0	3	0	0	8	1	3	0	0
3	Bonnie Bremner	5	4	0	13	.308	58	1	1	0	5	0	0	0	0
7	Carrie Schonveld	5	12	7	53	.094	1	0	1	0	10	0	2	2	0
8	Lindsay Anderson	5	7	9	29	-.069	2	1	1	0	16	1	5	0	0
11	Christy Cochran	5	13	7	33	.182	0	0	0	1	7	0	2	0	0
15	Leilani Schlottfeldt	4	0	0	1	.000	0	4	4	1	3	0	0	0	0
16	Tomuke Ebuwei	1	0	0	0	.000	0	0	0	1	0	0	0	0	0
17	Kalna Miller	5	0	0	0	.000	0	0	0	0	6	0	0	0	0
Totals		5	70	35	211	.166	61	9	7	3	60	3	18	3	0

TEAM ATTACKS PER SET

Set	K	E	TA	Pct.
1	6	8	23	-.087
2	16	10	41	.146
3	20	6	66	.212
4	19	7	53	.226
5	9	4	28	.179

TOTAL TEAM BLOCKS: 12.0

SET SCORES	1	2	3	4	5	TEAM RECORDS
Penn St.	3	10	15	16	12	35-1
Long Beach St.	15	15	13	14	15	36-0

Long Beach St.

No.	Name	SP	K	E	TA	PCT	A	SA	SE	RE	DIG	BS	BA	BE	BHE
1	Kristy Kierulff	5	3	0	4	.750	0	0	0	3	14	0	0	0	1
5	Misty May	5	9	1	18	.444	70	2	1	0	11	0	4	0	0
8	Anja Grabovac	5	16	5	32	.344	0	0	0	1	25	1	3	1	0
11	Benishe Dillard	5	16	6	37	.270	0	0	2	1	8	0	4	0	0
13	Jessica Alvarado	5	17	5	37	.324	5	0	2	2	9	0	2	0	0
20	Melissa Ohta	5	0	0	0	.000	0	1	0	2	7	0	0	0	0
4	Veronica Walls	5	19	4	33	.455	0	0	0	0	6	0	5	0	0
12	Brandy Barratt	5	7	4	28	.107	1	0	0	0	2	1	7	2	0
Totals		5	87	25	189	.328	76	3	5	9	82	2	25	3	1

TEAM ATTACKS PER SET

Set	K	E	TA	Pct.
1	10	1	19	.474
2	20	4	33	.485
3	19	7	60	.200
4	27	12	59	.254
5	11	1	18	.556

TOTAL TEAM BLOCKS: 14.5

1999 CHAMPIONSHIP MATCH, Dec. 18 at Honolulu

PENN ST. 3, STANFORD 0



1999 Penn St. — Team members: Tuula Puputti, Jenny Hempel, Leah Wrazidlo, Erika Holst, Joanne Eustace, Hanne Sikio, Kellie Frick, Navada Russell, Brittany Ralph, Tricia Guest, Laurie Alexander, Sheena Podovinnikoff, Michelle McAteer, Sanna Peura, Shannon Mikel, Maria Rooth, Jessi Flink, Jenni Venho, Satu Kiipeli, Riana Burke, Jessica Smith, Pamela Pachal. Head Coach: Shannon Miller. Assistant Coaches: Stacy Wilson, Shawna Davidson, Manon Rheaume. Athletic Trainer: Deanna Skandel. Equipment Manager: Rick Menz. Sports Information: Ira Turunen.

Stanford

No.	Name	SP	K	E	TA	PCT	A	SA	SE	RE	DIG	BS	BA	BE	BHE
9	Kerri Walsh.....	3	11	11	33	.000	1	1	4	0	9	2	2	0	0
10	Tara Conrad.....	3	4	1	13	.231	0	0	1	0	5	0	0	0	0
11	Lindsey Yamasaki.....	3	6	5	18	.056	0	0	0	0	6	0	1	0	0
15	Logan Tom.....	3	7	10	31	-.097	0	0	0	1	15	4	2	0	0
16	Jaimi Gregory.....	3	0	2	2	-1.000	0	0	0	0	8	0	0	0	0
17	Lindsay Kagawa.....	3	0	2	3	-.667	32	0	0	0	3	0	0	1	0
5	Emily Lawrence.....	3	0	0	0	.000	0	0	0	0	1	0	0	0	0
12	Sarah Clark.....	2	1	2	5	-.200	0	0	0	0	2	0	0	1	0
24	Sara Sandrik.....	2	3	3	8	.000	0	0	0	0	0	0	3	0	0
31	Robyn Lewis.....	1	0	0	0	.000	2	0	0	0	0	0	0	0	0
32	Jennifer Detmer.....	3	7	4	18	.167	0	0	0	0	0	0	1	0	0
	Totals.....	3	39	40	131	-.008	35	1	5	1	49	6	9	2	1

TEAM ATTACKS PER SET

Set	K	E	TA	Pct.
1	12	19	46	-.152
2	13	11	44	.045
3	14	10	41	.098

TOTAL TEAM BLOCKS: 10.5

SET SCORES

	1	2	3
Stanford	2	10	7
Penn St.	15	15	15

TEAM RECORDS

Stanford	31-3
Penn St.	36-1

Penn St.

No.	Name	SP	K	E	TA	PCT	A	SA	SE	RE	DIG	BS	BA	BE	BHE
2	Lauren Cacciamani.....	3	20	6	44	.318	0	0	0	0	5	3	5	0	0
3	Bonnie Bremner.....	3	4	1	9	.333	37	0	0	0	6	0	2	1	0
5	Mishka Levy.....	3	3	0	5	.600	1	0	0	0	2	1	4	0	0
7	Carrie Schonveld.....	3	9	2	19	.368	0	0	3	0	10	1	2	0	0
10	Katie Schumacher.....	3	9	5	26	.154	4	0	0	0	5	1	4	0	1
12	Amanda Rome.....	3	3	5	17	-.118	0	0	1	0	9	0	1	0	0
15	Leilani Schlottfeldt.....	3	0	0	0	.000	1	0	2	0	4	0	0	0	1
17	Kalna Miller.....	3	0	0	1	.000	1	1	0	0	5	0	0	0	0
	TEAM.....										1				
	Totals.....	3	48	19	121	.240	44	1	6	1	46	6	18	1	2

TEAM ATTACKS PER SET

Set	K	E	TA	Pct.
1	12	4	31	.258
2	18	7	49	.224
3	18	8	41	.244

TOTAL TEAM BLOCKS: 15.0

2000 CHAMPIONSHIP MATCH, Dec. 16 at Richmond, Va.

NEBRASKA 3, WISCONSIN 2



2000 Nebraska — Front Row (L-R): Rachel Baumstark, Laura Pilakowski, Angie Oxley, Reichaly Cepero, Nancy (Meendering) Metcalf, Anna Schrad, Sara Westling. Back Row (L-R): Lindsay Wischmeier, Pam Krejci, Kim Behrends, Amber Holmquist, Jenny Kropp, Jill McWilliams, Jenae Dowling.

Wisconsin

No.	Name	SP	K	E	TA	PCT	A	SA	SE	RE	DIG	BS	BA	BE	BHE
2	Lizzy Fitzgerald	5	6	0	13	.462	46	2	0	0	11	0	1	0	2
3	Meggan Kohnen	5	10	3	23	.304	1	0	1	0	9	1	1	0	0
11	Lori Rittenhouse	5	7	3	15	.267	3	0	0	0	1	0	3	2	0
12	Jenny Maastricht	5	13	14	64	-.016	2	1	1	0	16	0	0	0	0
13	Erin Byrd	5	5	3	19	.105	0	1	0	1	15	1	2	0	0
18	Sherisa Livingston	5	19	10	50	.180	0	0	0	0	0	1	3	2	0
5	Jamie Gardner	5	0	0	0	.000	0	1	2	2	8	0	0	0	0
6	Lisa Zukowski	3	2	1	6	.167	0	0	1	0	2	0	1	0	0
8	Marie Meyer	1	0	0	0	.000	0	0	0	0	0	0	0	0	0
14	Sara Urbanek	5	0	0	1	.000	3	1	0	0	13	0	0	0	0
TEAM											1				
Totals		5	62	34	191	.147	55	6	5	4	75	3	11	4	2

TEAM ATTACKS PER SET

Set	K	E	TA	Pct.
1	18	11	54	.130
2	17	10	37	.189
3	15	4	48	.229
4	8	7	38	.026
5	4	2	14	.143

TOTAL TEAM BLOCKS: 8.5

SET SCORES

	1	2	3	4	5
Wisconsin	9	15	15	2	9
Nebraska	15	9	7	15	15

TEAM RECORDS

Wisconsin	33-4
Nebraska	34-0

Nebraska

No.	Name	SP	K	E	TA	PCT	A	SA	SE	RE	DIG	BS	BA	BE	BHE
1	Reichaly Cepero	5	8	3	19	.263	52	0	2	0	8	1	6	2	2
2	Angie Oxley	5	7	2	20	.250	8	0	2	2	15	1	0	0	0
3	Amber Holmquist	5	16	4	31	.387	1	0	0	0	4	1	4	1	0
9	Laura Pilakowski	5	23	8	52	.288	4	2	1	0	15	0	2	0	1
17	Jenny Kropp	5	9	5	29	.138	1	0	1	2	7	0	5	0	0
25	Kim Behrends	5	8	2	23	.261	1	1	0	0	14	0	1	0	1
5	Lindsay Wischmeier	5	0	0	0	.000	0	1	3	1	6	0	0	0	0
10	Jill McWilliams	4	0	0	0	.000	1	0	0	0	3	0	0	0	0
16	Anna Schrad	2	1	1	4	.000	0	0	0	0	1	0	0	0	0
TEAM											1				
Totals		5	72	25	178	.264	68	4	9	6	73	3	18	3	4

TEAM ATTACKS PER SET

Set	K	E	TA	Pct.
1	23	3	47	.426
2	9	6	32	.094
3	12	9	48	.063
4	18	4	35	.400
5	10	3	16	.438

TOTAL TEAM BLOCKS: 12.0

2001 CHAMPIONSHIP MATCH, Dec. 15 at San Diego

STANFORD 3, LONG BEACH ST. 0



2001 Stanford — Front Row (L-R): Sara McGee, Anna Robinson, Jenn Harvey, Tara Conrad, Sara Sandrik, Sara Dukes, Ogonna Nnamani. Back Row (L-R): Assistant Coach Kim Oden, Head Coach John Dunning, Leah Hall, Emily Lawrence, Michelle Chambers, Jen Huckle, Ashley Ivy, Robyn Lewis, Associate Coach Denise Corlett, Assistant Coach David Johnson. Not pictured: Logan Tom.

Stanford

No.	Name	SP	K	E	TA	PCT	A	SA	SE	RE	DIG	BS	BA	BE	BHE
5	Emily Lawrence	3	0	0	0	.000	1	0	0	0	5	0	0	0	0
10	Tara Conrad	3	7	5	15	.133	0	0	4	0	1	0	6	3	0
13	Ashley Ivy	3	6	4	17	.118	2	3	2	0	8	0	1	0	0
15	Logan Tom	3	25	7	54	.333	0	1	3	3	12	0	5	0	0
18	Michelle Chambers	3	0	0	0	.000	0	0	0	0	3	0	0	0	0
31	Robyn Lewis	3	0	0	1	.000	56	1	0	0	5	0	1	0	0
1	Ogonna Nnamani	3	19	4	32	.469	1	0	2	1	2	0	2	0	0
6	Sara McGee	3	6	1	10	.500	0	0	0	0	3	0	3	1	0
24	Sara Sandrik	3	0	0	0	.000	0	0	0	1	1	0	0	0	0
TEAM										1					
Totals		3	63	21	129	.326	60	5	11	6	40	0	18	4	0

TEAM ATTACKS PER SET

TOTAL TEAM BLOCKS: 9.0

Set	K	E	TA	Pct.
1	21	6	44	.341
2	22	10	46	.261
3	20	5	39	.385

SET SCORES

	1	2	3
Stanford	31	30	30
Long Beach St.	29	28	25

TEAM RECORDS

Stanford	33-2
Long Beach St.	33-1

Long Beach St.

No.	Name	SP	K	E	TA	PCT	A	SA	SE	RE	DIG	BS	BA	BE	BHE
6	Brittany Hochevar	3	8	5	19	.158	2	4	0	2	7	0	2	0	0
8	Tracy Bulquerin	3	0	0	0	.000	0	0	0	1	6	0	0	0	0
10	Keri Nishimoto	3	1	0	2	.500	34	0	2	0	9	0	1	0	0
16	Tayyiba Haneef	3	18	2	37	.432	0	1	0	0	7	0	2	0	0
21	Ashanti Taylor	3	2	1	9	.111	0	0	0	0	1	0	1	0	0
27	Cheryl Weaver	3	7	6	25	.040	0	0	0	1	3	3	2	1	1
9	Lindsay Phillips	3	3	2	12	.083	0	1	1	0	2	0	0	0	0
26	Elisha Thomas	3	3	3	12	.000	1	0	0	0	2	0	3	0	0
TEAM										1					
Totals		3	42	19	116	.198	37	6	3	5	37	3	11	1	1

TEAM ATTACKS PER SET

TOTAL TEAM BLOCKS: 8.5

Set	K	E	TA	Pct.
1	14	6	33	.242
2	13	5	39	.205
3	15	8	44	.159

2002 CHAMPIONSHIP MATCH, Dec. 21 at New Orleans

SOUTHERN CALIFORNIA 3, STANFORD 1



2002 Southern California — Front Row (L-R): Trainer Sue Lerner, Assistant Coach Paula Weishoff, Nicole Davis, Toni Anderson, Keao Burdine, Kristen Anderson, Tracy Lindquist, Julie Mariani, Head Coach Mick Haley, Director of Operations Nicole Wright. Back Row (L-R): Volunteer Assistant Coach Chris Keefe, Alicia Robinson, Lauren Killian, Kelli Lantz, Bibiana Candelas, Emily Adams, Staci Venski, Katie Olsovsky, April Ross, Assistant Coach Rob Machan, Team Counselor Mike Voight.

Stanford

No.	Name	SP	K	E	TA	PCT	A	SA	SE	RE	DIG	BS	BA	BE	BHE
1	Ogonna Nnamani	4	19	1	33	.545	0	0	0	0	1	0	1	0	1
3	Anna Robinson	4	0	1	5	-.200	29	0	0	0	3	1	1	2	0
6	Sara McGee	4	11	3	20	.400	0	1	2	0	1	1	2	1	0
13	Ashley Ivy	4	7	2	20	.250	2	1	2	0	7	0	1	0	0
15	Logan Tom	4	16	6	46	.217	2	4	4	1	13	1	3	1	0
21	Jennifer Harvey	4	0	0	3	.000	0	0	4	0	0	2	3	2	0
2	Katie Goldhahn	2	2	0	2	1.000	18	1	0	0	2	0	0	0	0
7	Sara Dukes	2	2	0	4	.500	0	0	1	0	2	0	1	0	0
9	Lindsey Yamasaki	4	1	1	4	.000	0	2	0	0	11	0	0	0	0
11	Leahi Hall	1	0	0	0	.000	0	0	0	0	0	0	0	0	0
14	Courtney Schultz	4	0	0	0	.000	1	0	0	4	10	0	0	0	0
Totals		4	58	14	137	.321	52	9	13	6	50	5	12	6	1

TEAM ATTACKS PER SET

Set	K	E	TA	Pct.
1	8	5	32	.094
2	21	3	30	.600
3	13	3	34	.294
4	16	3	41	.317

TOTAL TEAM BLOCKS: 11.0

SET SCORES

	1	2	3	4	TEAM RECORDS
Stanford	27	30	24	26	33-5
Southern California	30	23	30	30	31-1

Southern California

No.	Name	SP	K	E	TA	PCT	A	SA	SE	RE	DIG	BS	BA	BE	BHE
3	Toni Anderson	4	0	0	0	.000	35	0	1	0	6	0	1	0	0
8	Keao Burdine	4	15	7	42	.190	0	4	2	2	15	1	0	0	0
9	Emily Adams	4	12	2	20	.500	0	0	1	0	3	0	2	1	1
13	Alicia Robinson	4	8	5	19	.158	0	0	0	1	0	0	1	0	0
14	April Ross	4	15	4	36	.306	0	1	1	6	14	0	1	0	0
33	Katie Olsovsky	4	16	2	28	.500	0	0	3	0	3	0	1	0	0
1	Tracy Lindquist	4	0	1	1	-1.000	33	0	2	0	4	0	0	0	1
4	Nicole Davis	4	0	0	0	.000	0	0	0	0	14	0	0	0	0
7	Bibiana Candelas	3	8	3	17	.294	0	1	0	0	0	0	1	0	0
15	Lauren Killian	4	4	4	13	.000	1	0	0	0	2	0	1	0	0
Totals		4	78	28	176	.284	69	6	10	9	61	1	8	1	2

TEAM ATTACKS PER SET

Set	K	E	TA	Pct.
1	22	12	52	.192
2	13	7	36	.167
3	19	6	37	.351
4	24	3	51	.412

TOTAL TEAM BLOCKS: 5.0

2003 CHAMPIONSHIP MATCH, Dec. 20 at Dallas

SOUTHERN CALIFORNIA 3, FLORIDA 1



2003 Southern California — Front Row (L-R): Volunteer Assistant Coach Tim Nollan, Annie Montgomery, Debora Seilhamer, Nicole Davis, Kimi Freeburg, Trainer Sue Lerner. Middle Row (L-R): Assistant Coach Rob Machan, Alex Dunphy, Keao Burdine, Alicia Robinson, April Ross, Toni Anderson, Assistant Paula Weishoff. Back Row (L-R): Team Consultant Mike Voight, Director of Operations Nikki Allen, Kelli Lantz, Katie Olsovsky, Emily Adams, Bibiana Candelas, Staci Venski, Head Coach Mick Haley.

Florida

No.	Name	SP	K	E	TA	PCT	A	SA	SE	RE	DIG	BS	BA	BE	BHE
3	Sherri Williams	4	10	5	22	.227	0	0	0	0	0	2	7	0	0
7	Michelle Chatman	4	6	2	14	.286	0	0	3	0	3	0	2	0	0
9	Aury Cruz	4	18	10	56	.143	1	0	3	1	18	0	3	0	0
23	Lauren Moscovic	4	2	2	5	.000	56	0	0	0	12	0	1	1	2
33	Jane Collymore	4	15	8	48	.146	1	1	2	1	9	0	4	0	0
56	Jacque Robinson	4	14	3	30	.367	1	0	0	0	0	0	1	1	0
8	Rachel Engle	4	0	0	0	.000	1	0	1	0	8	0	0	0	1
15	Jen Mandes	4	0	0	0	.000	1	0	0	1	11	0	0	0	0
22	Taylor Williams	4	0	0	0	.000	0	1	2	0	3	0	0	0	0
Totals		4	65	30	175	.200	61	2	11	3	64	2	18	2	3

TEAM ATTACKS PER SET

Set	K	E	TA	Pct.
1	19	6	43	.302
2	17	9	43	.186
3	14	9	43	.116
4	15	6	46	.196

TOTAL TEAM BLOCKS: 11.0

SET SCORES	1	2	3	4	TEAM RECORDS
Florida	30	27	19	26	36-2
Southern California	25	30	30	30	35-0

Southern California

No.	Name	SP	K	E	TA	PCT	A	SA	SE	RE	DIG	BS	BA	BE	BHE
3	Toni Anderson	4	1	1	2	.000	56	0	1	0	7	0	0	2	1
7	Bibiana Candelas	4	14	2	24	.500	0	0	2	0	3	0	4	2	0
8	Keao Burdine	4	23	5	50	.360	1	0	2	1	17	1	0	0	1
9	Emily Adams	4	10	6	27	.148	0	1	1	0	5	2	3	0	0
14	April Ross	4	14	8	46	.130	0	2	2	1	19	0	3	0	0
33	Katie Olsovsky	4	6	3	20	.150	0	0	0	0	3	0	4	0	0
1	Kimi Freeburg	1	0	0	0	.000	4	0	0	0	0	0	0	0	0
2	Debora Seilhamer	4	0	0	0	.000	0	0	0	0	3	0	0	0	0
4	Nicole Davis	4	0	0	0	.000	1	0	0	0	16	0	0	0	0
21	Staci Venski	2	0	0	3	.000	0	0	0	0	0	0	0	0	0
Totals		4	68	25	172	.250	62	3	8	2	73	3	14	4	2


TEAM ATTACKS PER SET

Set	K	E	TA	Pct.
1	14	9	41	.122
2	18	6	47	.255
3	17	3	36	.389
4	19	7	48	.250

TOTAL TEAM BLOCKS: 10.0

2004 CHAMPIONSHIP MATCH, Dec. 18 at Long Beach, Calif.

STANFORD 3, MINNESOTA 0



2004 Stanford — Front Row (L-R): Nji Nnamani, Jennifer Wilson, Leahi Hall, Kirsten Hornbeak, Bryn Kehoe, Candice Wiggins. Middle Row (L-R): Courtney Schultz, Franci Girard, Lizzie Suiter, Michelle Mellard, Jennifer Hucke, Kristin Richards, Katie Goldhahn. Back Row (L-R): Director of Volleyball Operations Cobey Shoji, Volunteer Assistant Coach Damian Elder, Associate Head Coach Denise Corlett, Head Coach John Dunning, Assistant Coach Jason Mansfield, Athletic Trainer Arlene Limongco, Strength and Conditioning Coach Juan Pablo Reggiardo. Not pictured: Ogonna Nnamani.

Stanford

No.	Name	SP	K	E	TA	PCT	A	SA	SE	RE	DIG	BS	BA	BE	BHE
1	Ogonna Nnamani	3	29	2	48	.562	0	0	1	0	4	1	0	0	0
4	Bryn Kehoe	3	1	0	2	.500	48	1	0	0	10	0	2	0	0
6	Franci Girard	3	5	0	9	.556	1	0	0	0	1	0	1	2	0
10	Kristin Richards	3	8	5	20	.150	2	0	1	0	11	2	1	1	0
12	Jennifer Hucke	3	9	2	19	.368	4	0	0	1	3	0	2	0	0
13	LizZIE Suiter	3	6	1	12	.417	0	0	0	0	1	1	4	1	0
2	Katie Goldhahn	2	0	0	0	.000	1	0	1	0	0	0	0	0	0
14	Courtney Schultz	3	0	0	0	.000	0	0	1	0	14	0	0	0	0
16	Leahi Hall	2	0	0	0	.000	0	0	0	0	1	0	0	0	0
Totals		3	58	10	110	.436	56	1	4	1	45	4	10	4	0

TEAM ATTACKS PER SET

Set	K	E	TA	Pct.
1	19	4	38	.395
2	21	3	37	.486
3	18	3	35	.429

TOTAL TEAM BLOCKS: 9.0

SET SCORES

	1	2	3
Washington	30	30	30
Minnesota	23	27	21

TEAM RECORDS

30-6
33-5

Minnesota

No.	Name	SP	K	E	TA	PCT	A	SA	SE	RE	DIG	BS	BA	BE	BHE
1	Kelly Bowman	3	9	4	20	.250	19	0	3	0	2	0	0	0	0
2	Lisa Reinhart	3	0	0	0	.000	0	0	0	1	1	0	0	0	0
3	Lindsey Taatjes	3	5	1	9	.444	31	0	3	0	5	0	5	2	0
5	Meredith Nelson	3	9	3	27	.222	0	0	1	0	1	0	1	0	0
11	Jessy Jones	3	6	2	10	.400	0	0	0	0	1	0	4	2	0
13	Erin Martin	3	13	6	32	.219	0	0	0	0	1	0	1	0	0
4	Trisha Bratford	3	13	4	27	.333	0	0	0	0	1	1	0	0	0
6	Marci Peniata	3	0	1	1	-1.000	1	1	0	0	5	0	0	0	0
8	Jen Bowman	1	0	0	0	.000	0	0	1	0	4	0	0	0	0
15	Paula Gentil	3	0	0	0	.000	1	0	2	0	15	0	0	0	0
Totals		3	55	21	126	.270	52	1	10	1	36	1	11	4	0

TEAM ATTACKS PER SET

Set	K	E	TA	Pct.
1	15	9	45	.133
2	23	5	42	.429
3	17	7	39	.256

TOTAL TEAM BLOCKS: 6.5

2005 CHAMPIONSHIP MATCH, Dec. 17 at San Antonio

WASHINGTON 3, NEBRASKA 0



2005 Washington — Front Row (L-R): Candace Lee, Ashley Aratani, Jill Collymore, Lindsey thiry, Danka Danicic. Middle Row (L-R): Tamari Miyashiro, Courtney Thompson, Danielle Chun, Jessica Swarbrick (kneeling). Back Row (L-R): Stevie Mussie, Sanja Tomasevic, Jessica Veris, Brie Hagerty, Darla Myhre, Alesha Deesing, Christal Morrison, Carolyn Farny.

Washington 3, Nebraska 0

Washington

No.	Name	SP	K	E	TA	PCT	A	SA	SE	RE	DIG	BS	BA	BE	BHE
2	Alesha Deesing	3	6	2	14	.286	1	0	0	0	0	0	4	0	0
3	Courtney Thompson	3	1	0	1	1.000	41	1	0	0	10	0	2	0	2
9	Christal Morrison	3	15	7	44	.182	0	0	1	1	9	1	6	1	0
11	Darla Myhre	3	6	0	11	.545	0	0	0	0	1	1	5	0	0
15	Danka Danicic	3	0	0	0	.000	1	1	0	0	11	0	0	0	0
21	Sanja Tomasevic	3	12	5	34	.206	1	0	0	0	13	1	2	0	0
8	Ashley Aratani	3	0	0	0	.000	0	1	0	0	4	0	0	0	0
10	Brie Hagerty	3	10	5	27	.185	0	0	0	1	3	0	1	2	0
14	Candace Lee	3	0	0	0	.000	2	1	0	2	10	0	0	0	0
Totals		3	50	19	131	.237	46	4	1	4	61	3	20	3	2

TEAM ATTACKS PER SET

TOTAL TEAM BLOCKS: 13.0

Set	K	E	TA	Pct.
1	15	11	46	.087
2	17	3	40	.350
3	18	5	45	.289

SET SCORES

	1	2	3
Washington	30	30	30
Nebraska	26	25	26

TEAM RECORDS

Washington	32-1
Nebraska	33-2

Nebraska

No.	Name	SP	K	E	TA	PCT	A	SA	SE	RE	DIG	BS	BA	BE	BHE
1	Maggie Griffin	3	0	0	0	.000	25	0	1	0	1	0	0	0	1
3	Chris Houghtelling	3	10	7	38	.079	1	0	1	2	11	0	6	0	0
8	Melissa Elmer	3	7	5	23	.087	0	0	0	0	1	0	5	3	0
9	Sarah Pavan	3	16	4	28	.429	2	2	3	2	5	0	3	0	0
10	Jordan Larson	3	1	5	20	-.200	1	1	4	0	12	0	2	0	0
26	Jennifer Saleaumua	3	12	0	22	.545	1	0	0	0	9	0	3	0	0
5	Rachel Schwartz	3	0	0	0	.000	0	0	0	0	1	0	0	0	0
7	Dani Mancuso	2	2	1	6	.167	1	0	0	0	4	0	0	0	0
11	Tracy Stalls	3	3	2	9	.111	4	0	0	0	0	0	9	1	0
18	Dani Busboom	3	0	0	0	.000	16	1	0	0	7	0	0	0	1
Totals		3	51	24	146	.185	51	4	9	4	51	0	28	4	2

TEAM ATTACKS PER SET

TOTAL TEAM BLOCKS: 14.0

Set	K	E	TA	Pct.
1	12	8	49	.082
2	20	10	51	.196
3	19	6	46	.283

2006 CHAMPIONSHIP MATCH, Dec 16 at Omaha, Nebraska

NEBRASKA 3, STANFORD 1



2006 Nebraska — Front Row (L-R): Athletic Trainer Jolene Emericson, Student Manager Ben Boldt, Kori Cooper, Jordan Larson, Tracy Stalls, Sarah Pavan, Amanda Gates, Brooke Bartek, Student Manager Bill Egbert, Director of Volleyball Operations Lindsay Wischmeier. Back Row (L-R): Head Assistant Coach Lee Maes, Rachel Schwartz, Dani Mancuso, Christina Houghtelling, Maggie Griffin, Dani Busboom, Rachel Holloway, Head Coach John Cook, Assistant Coach Charlene Johnson-Tagalao. Not pictured: Strength Coach Laura Pilakowski.

Stanford

No.	Name	SP	K	E	TA	PCT	A	SA	SE	RE	DIG	BS	BA	BE	BHE
1	Cynthia Barboza	4	12	8	40	.100	1	0	3	1	7	0	3	0	0
4	Bryn Kehoe	4	1	3	10	-.200	61	3	0	0	14	0	3	1	2
5	Nji Nnamani	4	0	0	3	.000	1	0	2	0	6	0	0	0	0
6	Franci Girard	4	10	6	22	.182	0	0	0	0	0	1	3	1	0
10	Kristin Richards	4	14	8	34	.176	0	0	0	1	12	0	3	1	0
16	Foluke Akinradewo	4	15	4	39	.282	0	1	3	0	3	2	6	0	0
11	Jessica Fishburn	4	0	0	0	.000	1	0	0	3	20	0	0	0	0
12	Erin Waller	4	18	5	33	.394	2	0	0	0	1	0	1	1	0
13	Lizzie Suiter	2	0	0	2	.000	1	0	0	0	0	0	1	0	0
Totals		4	70	34	183	.197	67	4	8	5	63	3	20	4	2

TEAM ATTACKS PER SET

Set	K	E	TA	Pct.
1	17	3	46	.304
2	13	10	43	.070
3	25	9	53	.302
4	15	12	41	.073

TOTAL TEAM BLOCKS: 13.0

SET SCORES	1	2	3	4	TEAM RECORDS
Stanford	30	26	28	27	30-4
Nebraska	27	30	30	30	33-1

Nebraska

No.	Name	SP	K	E	TA	PCT	A	SA	SE	RE	DIG	BS	BA	BE	BHE
5	Rachel Schwartz	4	0	0	0	.000	1	3	2	0	6	0	0	0	0
9	Sarah Pavan	4	22	5	45	.378	2	0	2	3	13	0	3	0	0
10	Jordan Larson	4	19	2	45	.378	1	1	2	1	15	1	2	0	0
11	Tracy Stalls	4	10	8	24	.083	0	0	1	0	4	0	7	0	0
12	Rachel Holloway	4	2	5	10	-.300	58	1	1	0	8	1	4	1	1
15	Kori Cooper	3	2	2	11	.000	0	0	0	0	3	1	0	1	0
7	Dani Mancuso	4	12	4	29	.276	0	0	0	0	0	0	1	0	0
17	Amanda Gates	2	1	2	3	-.333	0	0	0	0	0	0	3	0	0
18	Dani Busboom	4	0	0	0	.000	3	0	0	0	21	0	0	0	0
Totals		4	68	28	167	.240	65	5	8	4	70	3	20	2	1

TEAM ATTACKS PER SET

Set	K	E	TA	Pct.
1	19	10	46	.196
2	17	6	39	.282
3	18	3	43	.349
4	14	9	39	.128

TOTAL TEAM BLOCKS: 13.0

2007 CHAMPIONSHIP MATCH, Dec. 15 at Sacramento, Calif.

PENN ST. 3, STANFORD 2



2007 Penn St. — Front Row (L-R): Assistant Coach Dennis Hohenshelt, Director of Operations Steve Aird, Trainer Jill Osmont, Kara Callahan, Nicole Fawcett, Kelsey Ream, Kate Price, Christa Harmotto, Arielle Wilson, Caitlyn Hess, Assistant Coach Salima Rockwell, Alisha Glass. Back Row (L-R): Alyssa D'Errico, Michele Osterrieder, Blair Brown, Jessica Yanz, Roberta Holehouse, Ann Naylor, Melissa Walbridge, Megan Hodge, Maggie Case, Head Coach Russ Rose.

Penn St.

No.	Name	SP	K	E	TA	PCT	A	SA	SE	RE	DIG	BS	BA	BE	BHE
1	Nicole Fawcett	5	19	9	42	.238	0	2	3	0	6	0	2	1	0
3	Christa Harmotto	5	13	3	23	.435	1	0	1	0	2	1	2	0	0
6	Alisha Glass	5	7	1	15	.400	65	0	0	0	11	0	2	0	3
7	Arielle Wilson	5	12	2	20	.500	0	0	0	0	1	0	5	1	0
11	Megan Hodge	5	26	8	63	.286	3	0	1	1	10	0	1	1	1
16	Kate Price	5	0	0	1	.000	4	0	0	1	15	0	0	0	0
4	Roberta Holehouse	5	0	1	1	-1.000	0	0	0	2	12	0	0	0	0
5	Alyssa D'Errico	5	0	0	0	.000	0	0	0	2	12	0	0	0	0
9	Blair Brown	5	7	3	15	.267	0	0	0	0	2	0	3	0	0
13	Kara Callahan	5	0	0	0	.000	0	0	0	0	0	0	0	0	0
Totals		5	84	27	180	.317	75	2	7	9	76	1	15	3	4

TEAM ATTACKS PER SET

Set	K	E	TA	Pct.
1	17	7	38	.263
2	23	2	40	.525
3	16	10	43	.140
4	17	3	38	.368
5	11	5	21	.286

TOTAL TEAM BLOCKS: 8.5

SET SCORES	1	2	3	4	5	TEAM RECORDS
Penn St.	30	30	23	19	15	34-2
Stanford	25	26	30	30	8	32-3

Stanford

No.	Name	SP	K	E	TA	PCT	A	SA	SE	RE	DIG	BS	BA	BE	BHE
1	Cynthia Barboza	5	16	3	38	.342	1	1	2	1	12	0	1	0	0
4	Bryn Kehoe	5	3	1	5	.400	62	5	2	0	9	1	6	1	1
6	Franci Girard	5	10	2	20	.400	0	2	4	0	1	0	3	0	0
10	Alix Klineman	5	18	6	54	.222	0	0	1	0	15	1	1	0	0
12	Erin Waller	4	6	6	22	.000	0	0	1	0	3	0	1	0	0
16	Foluke Akinradewo	5	18	1	40	.425	0	1	0	0	3	0	6	1	0
5	Alex Fisher	3	0	0	0	.000	0	0	0	0	1	0	0	0	0
8	Cassidy Lichtman	5	0	0	1	.000	1	0	0	0	10	0	0	0	0
9	Gabi Ailes	5	1	0	2	.500	4	0	1	1	10	0	0	0	0
Totals		5	72	19	182	.291	68	9	11	2	64	2	18	2	1

TEAM ATTACKS PER SET

Set	K	E	TA	Pct.
1	13	6	44	.159
2	20	5	42	.357
3	15	4	34	.324
4	23	0	43	.535
5	1	4	19	-.158

TOTAL TEAM BLOCKS: 11.0

2008 CHAMPIONSHIP MATCH, Dec. 15 at Omaha, Neb.

PENN ST. 3, STANFORD 0



2008 Penn St. — Front Row (L-R): Athletic Trainer Jill Wosmek, Assistant Coach Dennis Hohenshelt, Kimi Hohl, Cathy Quilico, Nicole Fawcett, Arielle Wilson, Christa Harmotto, Roberta Holehouse, Heather Tice, Megan Shifflett, Assistant Coach Salima Rockwell. Back Row (L-R): Director of Volleyball Operations Nate Kitrush, Alyssa D'Errico, Blair Brown, Kelsey Ream, Katie Kabbes, Megan Hodge, Alisha Glass, Head Coach Russ Rose, Volunteer Assistant Coach Adam Jarrett.

Stanford

No.	Name	SP	K	E	TA	PCT	A	SA	SE	RE	DIG	BS	BA	BE	BHE
1	Cynthia Barboza	3	11	10	44	.023	0	0	1	1	15	0	2	0	0
2	Janet Okogbaa	3	2	1	10	.100	0	0	0	0	0	1	3	0	0
8	Cassidy Lichtman	3	0	0	4	.000	36	0	0	0	6	1	3	0	0
10	Alix Klineman	3	15	6	46	.196	0	0	2	2	7	0	1	0	0
12	Erin Waller	3	5	2	17	.176	0	0	2	0	3	0	3	0	0
16	Foluke Akinradewo	3	8	2	20	.300	2	0	1	0	2	0	6	1	0
9	Gabi Ailes	3	0	0	0	.000	1	0	0	1	16	0	0	0	0
11	Jessica Fishburn	3	0	0	0	.00	0	0	0	1	5	0	0	0	0
	Totals	3	41	21	141	.142	39	0	6	5	54	2	18	1	0

TEAM ATTACKS PER SET

Set	K	E	TA	Pct.
1	13	6	42	.167
2	14	7	44	.159
3	14	8	55	.109

TOTAL TEAM BLOCKS: 11.0

SET SCORES	1	2	3	TEAM RECORDS
Stanford	20	24	23	31-4
Penn St.	25	26	25	38-0

Penn St.

No.	Name	SP	K	E	TA	PCT	A	SA	SE	RE	DIG	BS	BA	BE	BHE
1	Nicole Fawcett	3	10	9	34	.029	0	1	1	0	11	1	1	0	0
3	Christa Harmotto	3	8	3	16	.313	1	0	0	0	2	0	6	2	0
6	Alisha Glass	3	0	0	6	.000	40	1	0	0	9	0	2	0	0
7	Arielle Wilson	3	1	4	12	-.250	0	0	0	0	1	1	3	0	0
9	Blair Brown	3	9	3	18	.333	1	0	0	0	1	0	5	0	0
11	Megan Hodge	3	16	2	44	.318	1	1	0	0	14	0	2	1	0
4	Roberta Holehouse	3	0	0	0	.000	0	1	2	0	18	0	0	0	0
8	Kelsey Ream	3	0	0	0	.000	0	1	1	0	0	0	0	0	0
12	Alyssa D'Errico	3	0	0	0	.000	0	0	0	0	8	0	0	0	0
	Totals	3	44	21	130	.177	43	5	4	0	64	2	19	3	0

TEAM ATTACKS PER SET

Set	K	E	TA	Pct.
1	14	5	35	.257
2	14	9	49	.102
3	16	7	46	.196

TOTAL TEAM BLOCKS: 11.5

2009 CHAMPIONSHIP MATCH, Dec. 19 at Tampa, Florida

PENN ST. 3, TEXAS 2



2009 Penn St. — Front Row (L-R): Trainer Kelly Saxton, Assistant Coach Kaleena Davidson, Marika Racibarskas, Darcy Dorton, Kelsey Ream, Arielle Wilson, Megan Shifflett, Alyssa D'Errico, Heather Tice, Jessica Ullrich. Back Row (L-R): Manager Steve Semler, Assistant Coach Dennis Hohenshelt, Director of Operations Nate Kitrush, Cathy Quilico, Alisha Glass, Blair Brown, Katie Kabbes, Megan Hodge, Head Coach Russ Rose, Fatima Balza, Kristin Carpenter, Volunteer Assistant Coach Adam Jarrett.

Texas

No.	Name	SP	K	E	TA	PCT	A	SA	SE	RE	DIG	BS	BA	BE	BHE
1	Juliann Faucette.....	5	10	7	27	.111	1	0	3	2	2	0	7	1	0
5	Rachael Adams.....	5	11	2	17	.529	1	0	0	0	2	0	6	3	0
8	Jennifer Doris.....	5	3	0	15	.200	0	1	2	0	0	1	3	0	1
10	Ashley Engle.....	5	8	2	25	.240	36	2	3	1	14	0	0	1	0
15	Sydney Yogi.....	5	0	0	0	.000	3	0	1	0	6	0	0	0	0
21	Destinee Hooker.....	5	34	10	76	.316	0	2	2	1	17	1	2	0	0
4	Michelle Kocher.....	5	0	0	0	.000	24	0	1	0	12	0	0	0	0
13	Cristina Arenas.....	1	0	0	0	.000	0	0	0	0	0	0	0	0	0
14	Sha'Dare McNeal.....	1	0	0	0	.000	0	0	0	0	0	0	0	0	0
18	Amber Roberson.....	5	5	4	23	.043	0	0	0	0	2	0	2	0	2
19	Heather Kisner.....	5	0	0	0	.000	2	0	2	0	26	0	0	0	0
23	Bailey Webster.....	1	0	0	0	.000	0	0	0	0	0	0	0	0	0
Totals.....		5	71	25	183	.251	67	5	14	4	81	2	20	5	3

TEAM ATTACKS PER SET

Set	K	E	TA	Pct.
1	16	7	49	.184
2	17	4	26	.500
3	14	5	37	.243
4	15	5	55	.182
5	9	4	16	.312

TOTAL TEAM BLOCKS: 12.0

SET SCORES	1	2	3	4	5	TEAM RECORDS
Texas	25	25	23	21	13	29-2
Penn St.	22	20	25	25	15	38-0

Penn St.

No.	Name	SP	K	E	TA	PCT	A	SA	SE	RE	DIG	BS	BA	BE	BHE
3	Fatima Balza.....	5	3	1	8	.250	0	0	0	0	1	0	9	1	0
6	Alisha Glass.....	5	2	0	4	.500	53	0	1	0	12	0	4	0	0
7	Arielle Wilson.....	5	9	1	23	.348	0	0	1	0	0	1	4	0	0
9	Blair Brown.....	5	13	4	35	.257	0	0	2	0	14	0	3	0	1
11	Megan Hodge.....	5	21	11	73	.137	1	0	3	1	13	0	5	0	0
14	Cathy Quilico.....	5	0	0	0	.000	2	2	0	0	12	0	0	0	0
1	Darcy Dorton.....	5	13	3	31	.323	1	0	0	1	3	0	1	0	0
5	Kristin Carpenter.....	2	0	0	0	.000	0	0	0	0	0	0	0	0	0
8	Kelsey Ream.....	3	0	0	1	.000	0	0	0	0	3	0	0	1	0
12	Alyssa D'Errico.....	5	0	0	0	.000	0	2	1	1	22	0	0	0	0
13	Megan Shifflett.....	2	0	0	0	.000	0	0	0	0	0	0	0	0	0
TEAM.....											2				
Totals.....		5	61	20	175	.234	57	4	8	5	80	1	26	2	1

TEAM ATTACKS PER SET

Set	K	E	TA	Pct.
1	11	5	41	.146
2	10	1	24	.375
3	16	7	38	.237
4	14	4	53	.189
5	10	3	19	.368

TOTAL TEAM BLOCKS: 14.0



NCAA VOLLEYBALL

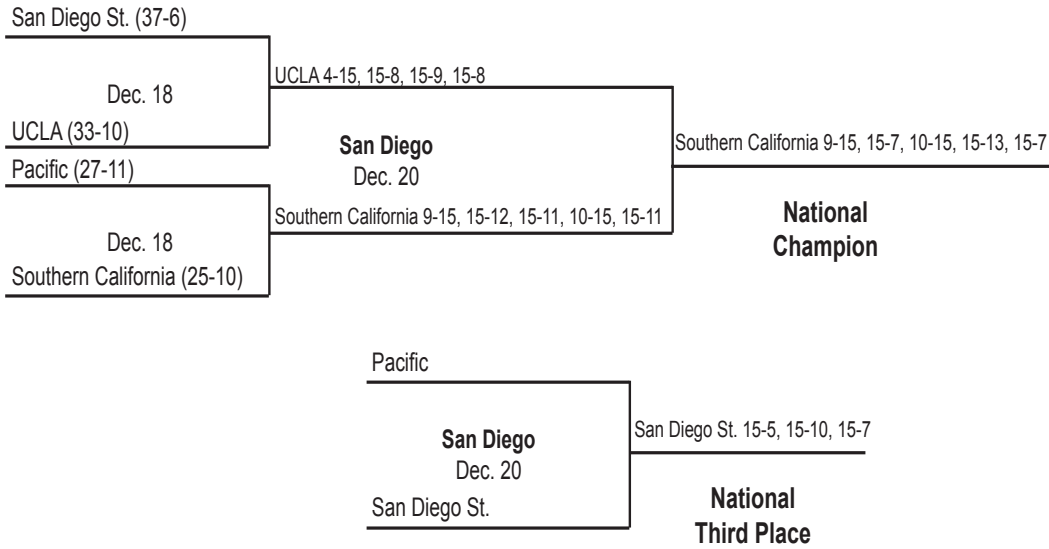
Team Champions

Finals Brackets 108

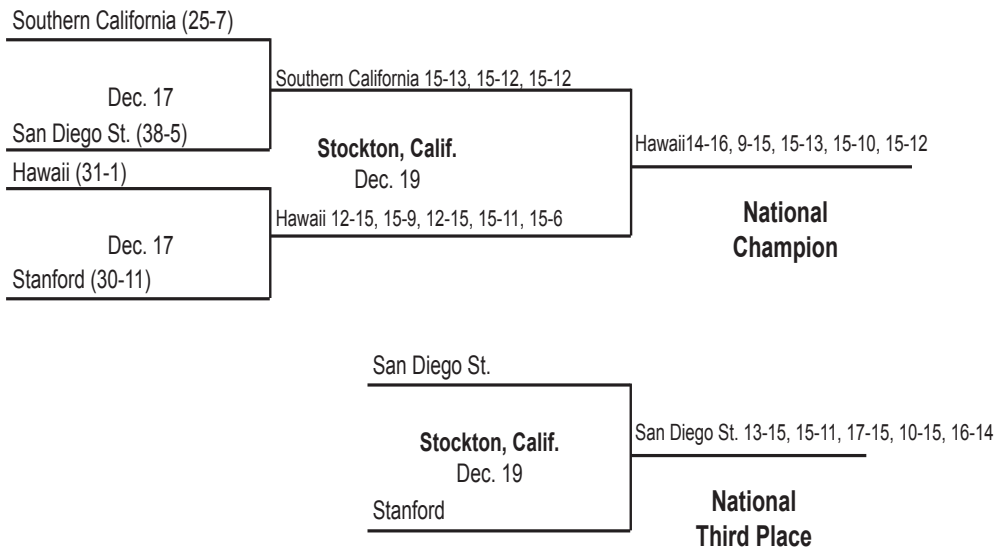




1981 Finals Bracket

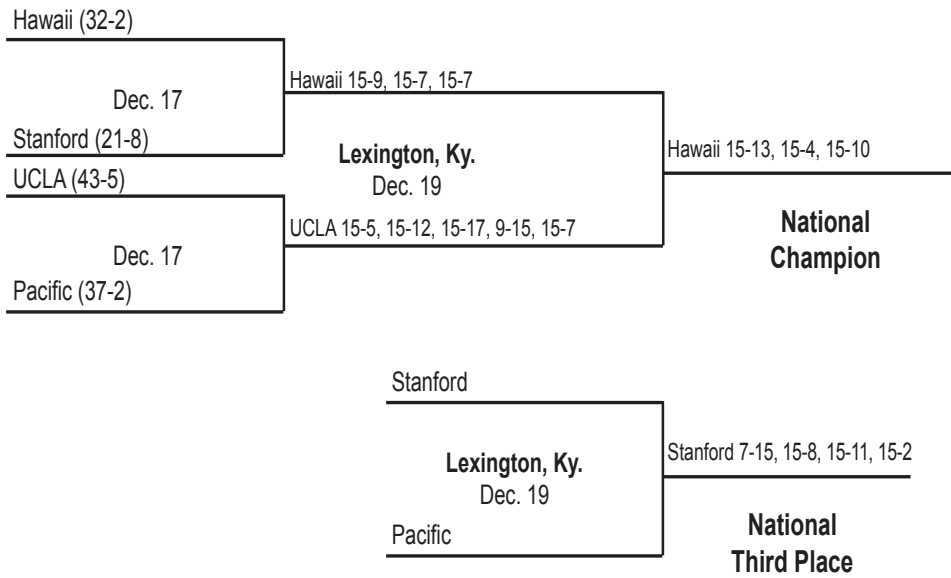


1982 Finals Bracket

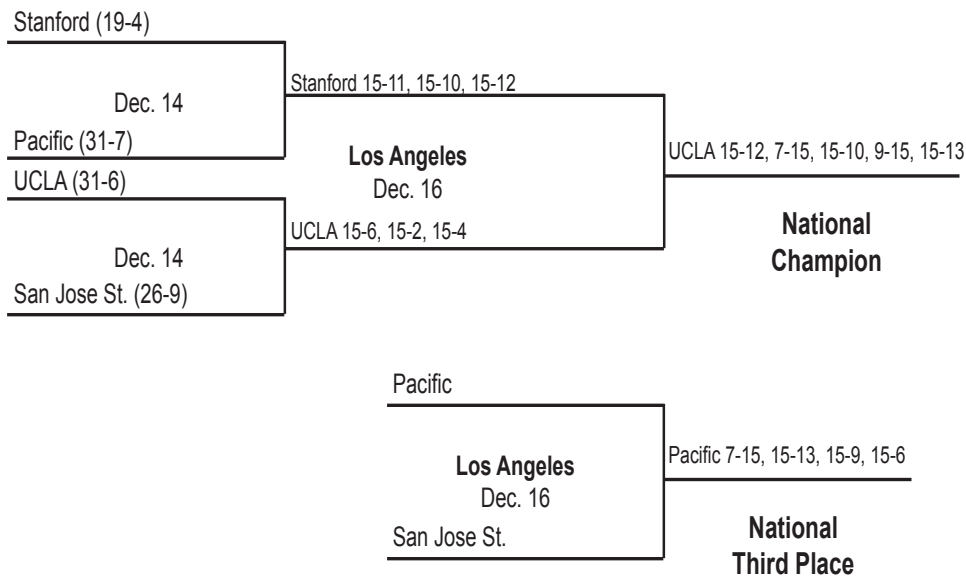




1983 Finals Bracket

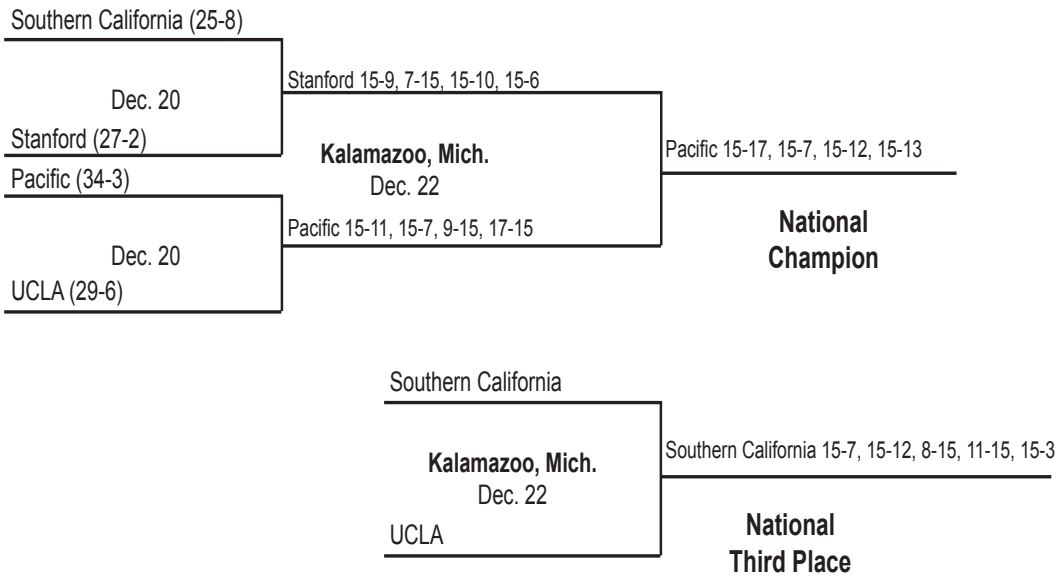


1984 Finals Bracket

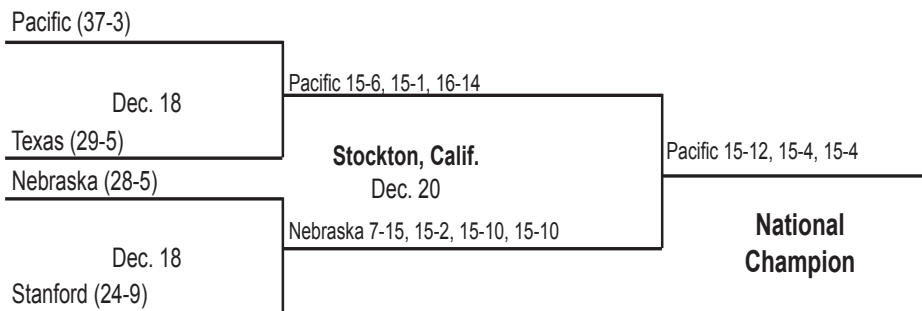




1985 Finals Bracket

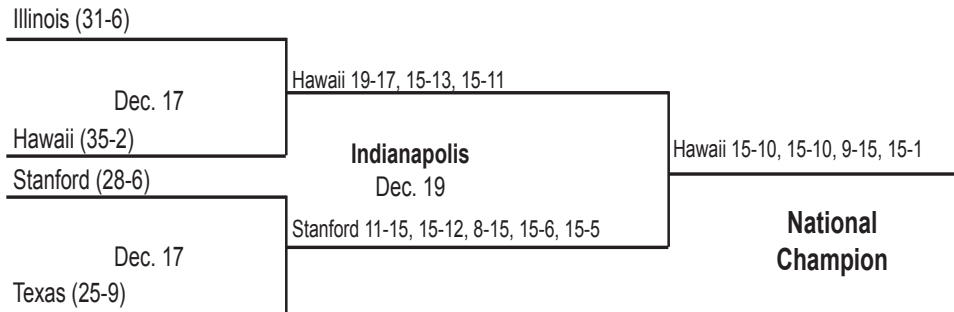


1986 Finals Bracket

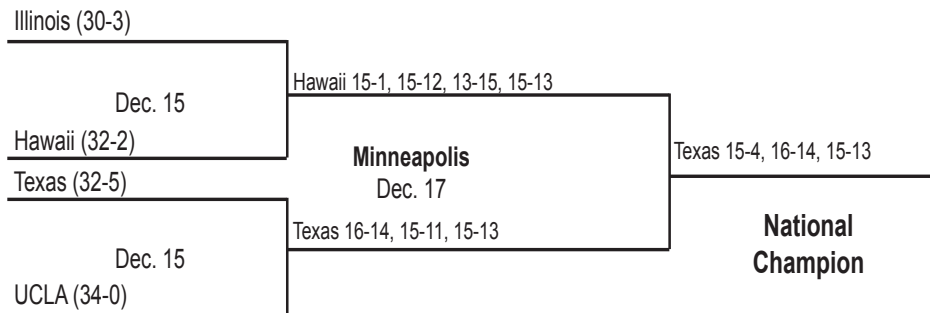




1987 Finals Bracket

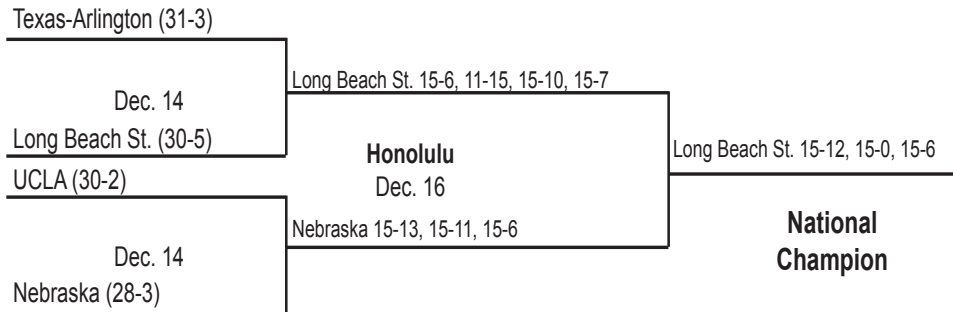


1988 Finals Bracket

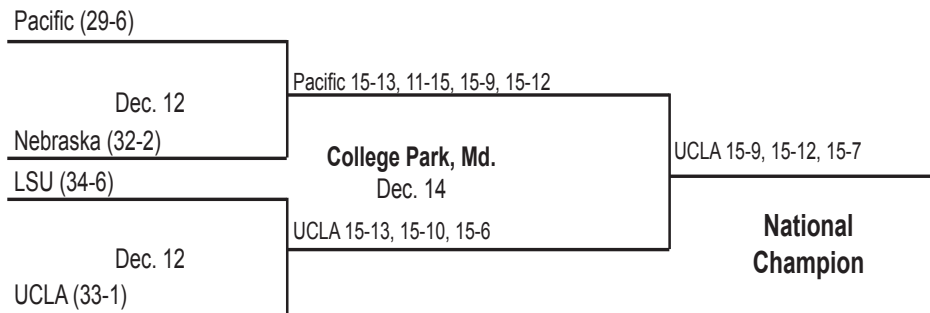




1989 Finals Bracket

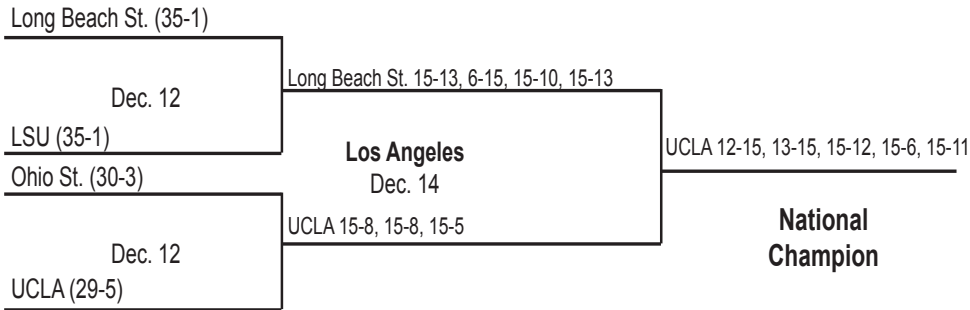


1990 Finals Bracket

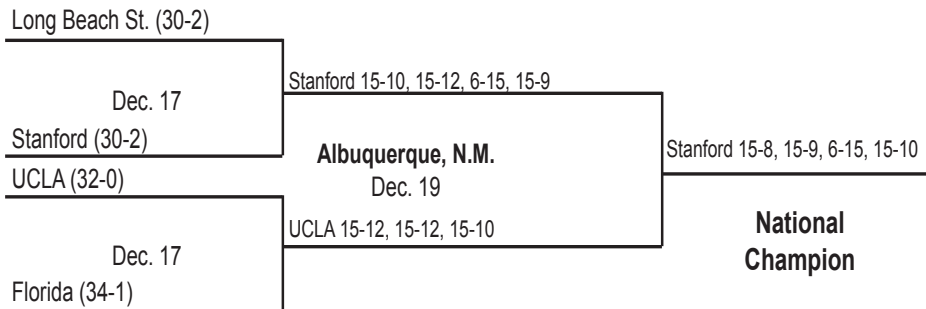




1991 Finals Bracket

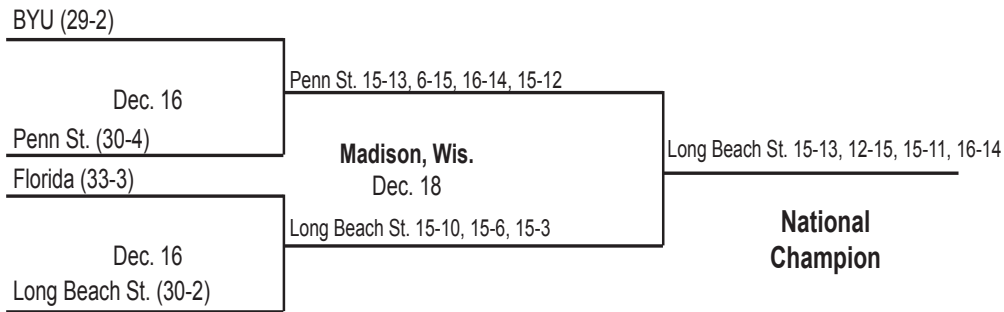


1992 Finals Bracket

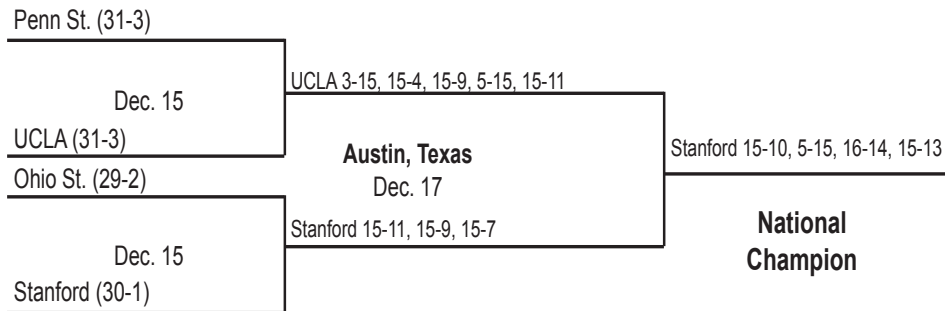




1993 Finals Bracket

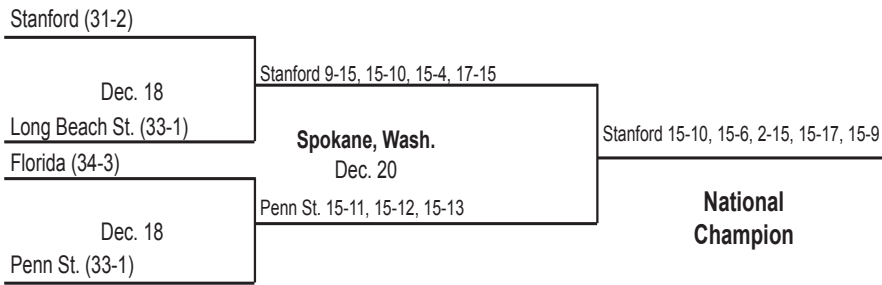


1994 Finals Bracket

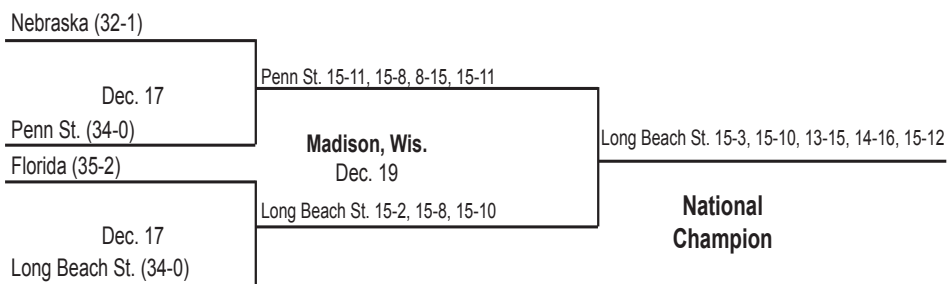




1997 Finals Bracket

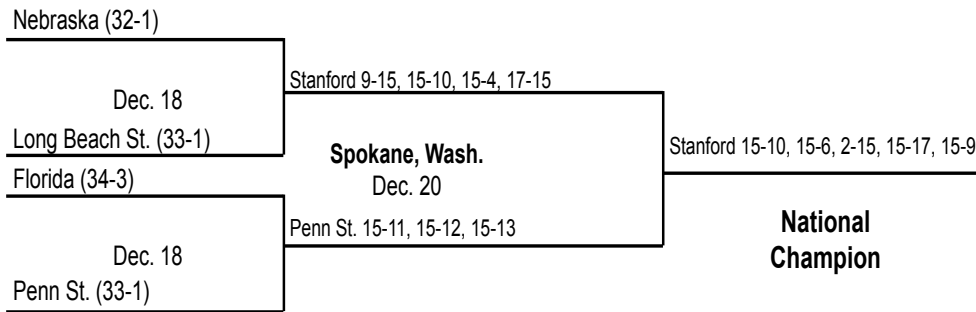


1998 Finals Bracket

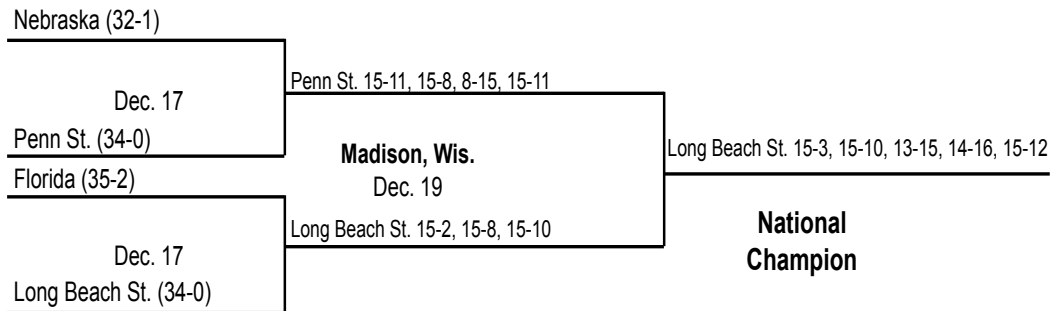




1997 Championship Bracket

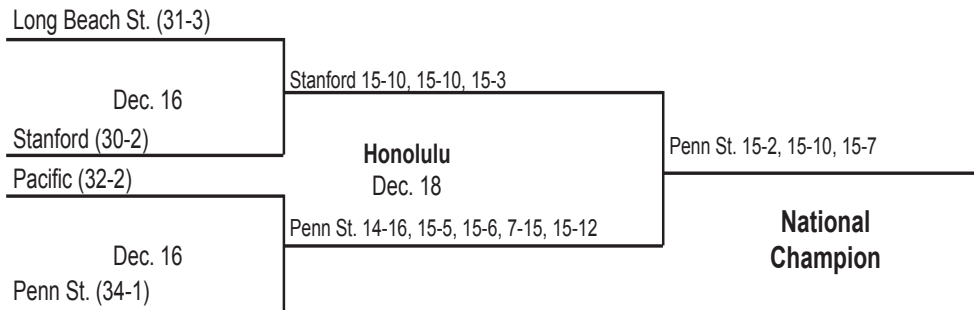


1998 Championship Bracket

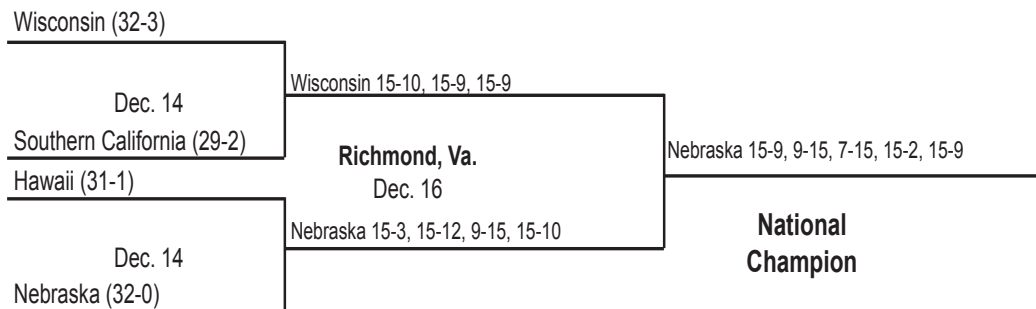




1999 Finals Bracket

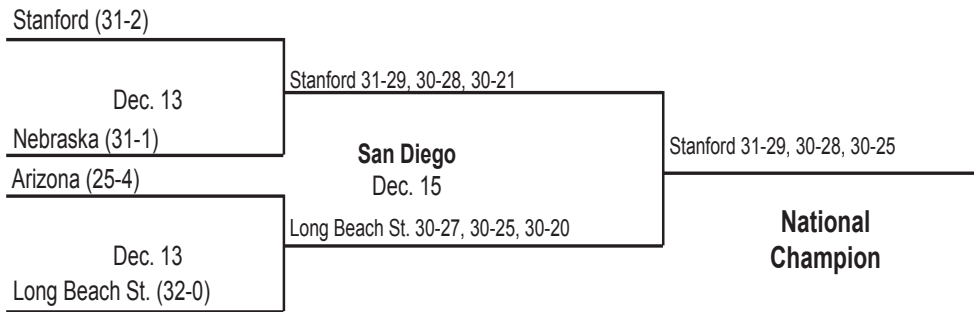


2000 Finals Bracket

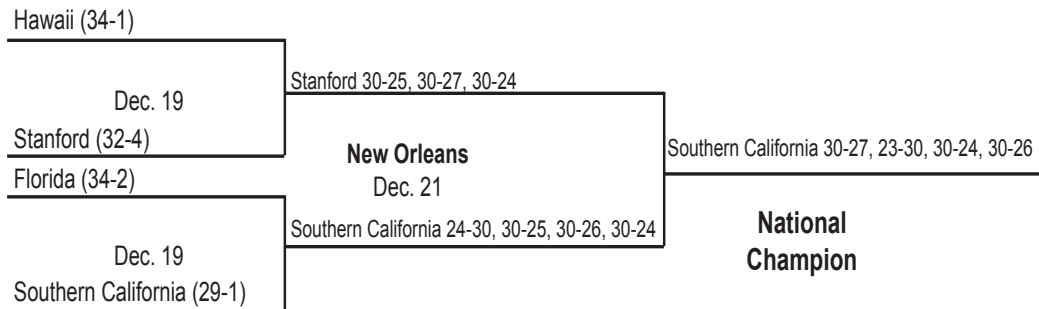




2001 Finals Bracket

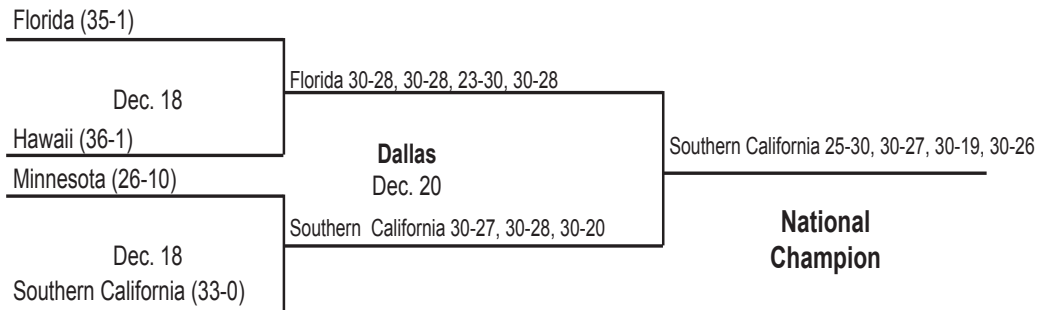


2002 Finals Bracket

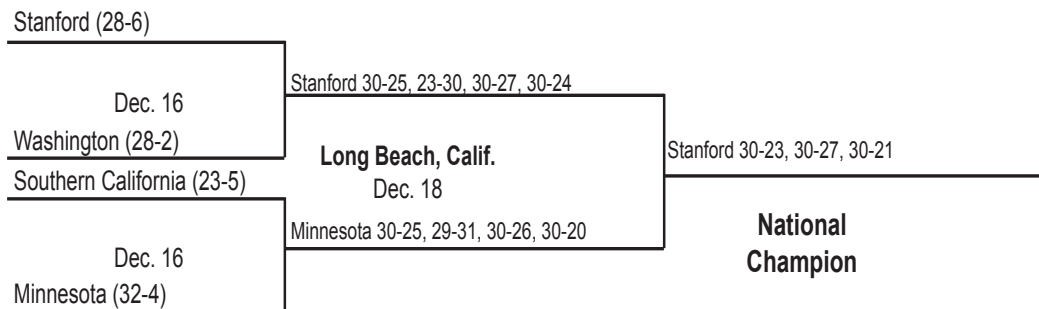




2003 Finals Bracket

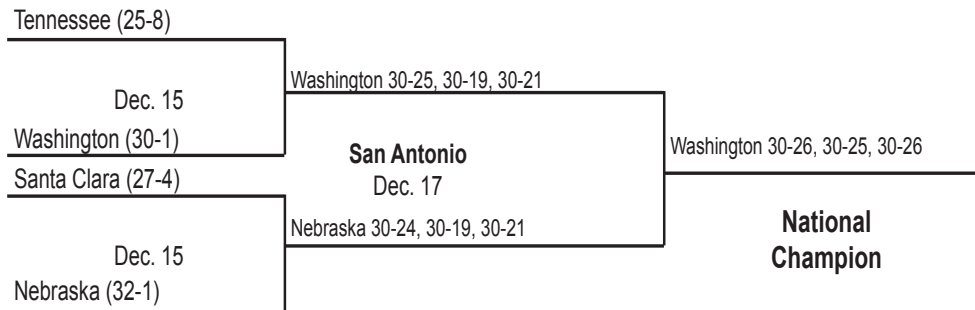


2004 Finals Bracket

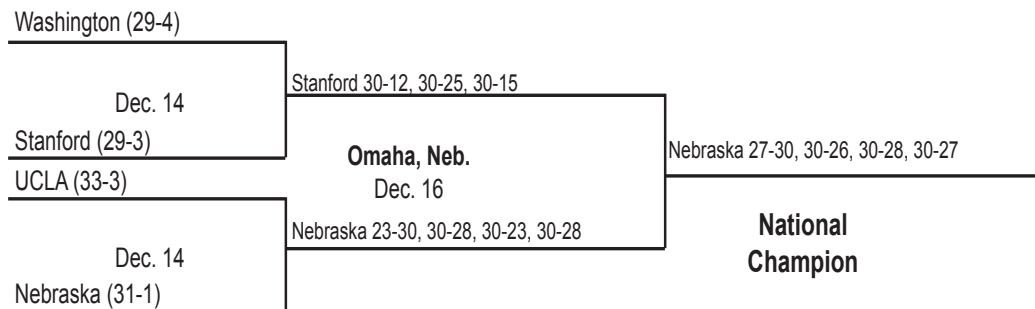




2005 Finals Bracket

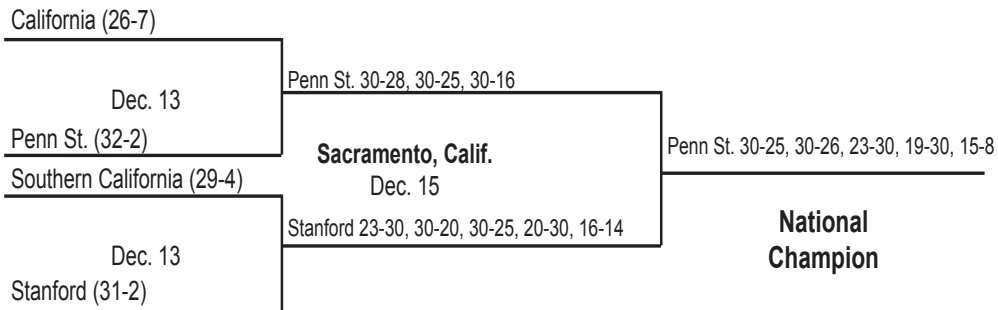


2006 Finals Bracket

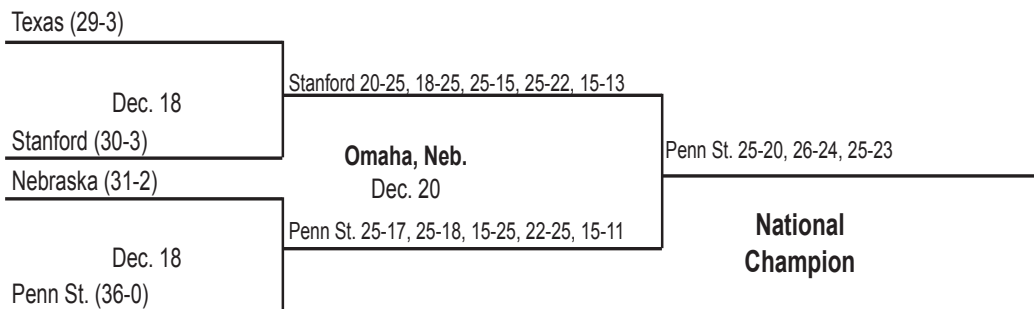




2007 Finals Bracket



2008 Finals Bracket





2009 Finals Bracket

