OFFICIAL 2007 NCAA® SOFTBALL RECORDS BOOK

OFFICIAL 2007 NCAA® SOFTBALL RECORDS BOOK

Photo by Tim Sofranko/Colgate Sports Information

THE NATIONAL COLLEGIATE ATHLETIC ASSOCIATION
P.O. Box 6222, Indianapolis, Indiana 46206-6222
317/917-6222
www.NCAA.org
February 2007

Compiled By:

Bonnie Senappe, *Assistant Director of Statistics.*

Distributed to sports information directors and conference publicity directors.

NCAA, NCAA logo and National Collegiate Athletic Association are registered marks of the Association and use in any manner is prohibited unless prior approval is obtained from the Association.

Copyright, 2007, by the National Collegiate Athletic Association.
Printed in the United States of America.

ISSN 0267-1017

Front Cover Photos
(all rows left to right)

Top Row: Stephanie Pinto, Alabama-Huntsville; 2006 Division I champion Arizona; Danyele Gomez, Louisiana-Lafayette; Alexis Wing, Angelo State.

Second Row: Liz Swary, Washington-St. Louis; Erica Hoyt, Muskingum; 2006 Division II champion Lock Haven; Scott Whitlock, Kennesaw State.

Third Row: John Tschida, St. Thomas (Minnesota); Jan Hutchinson, Bloomsburg; Kristen Rivera, Washington; Karissa Hoehn, St. Cloud State.

Bottom Row: Cat Osterman, Texas; Jennifer Martinez, St. Joseph's (Long Island); Margie Wright, Fresno State; 2006 Division III champion Rutgers-Camden.

Contents

School Name-Change/Abbreviation Key 4
New to This Book 7
Division I Records 9
Division II Records 45
Division III Records..... 77
Collegiate Records 109
2006 Statistical Leaders 121
Coaching Records 149
2006 Conference Standings 157
Award Winners 165
Attendance Records 175
Championships 179

Redlands Sports Information

School Name-Change/ Abbreviation Key

Various schools have changed their name or NCAA tabular style. The current school name or tabular style is listed along with other names or styles by which the schools have been referred. (Note: Not all schools in this list currently sponsor or have sponsored softball.)

SCHOOL name changes

Current school name:	Changed from:
A&M-Corpus Christi	Tex. A&M-Corp. Chris.
Albertson	Col. of Idaho
Alcorn St.	Alcorn A&M
Alliant Int'l	U.S. Int'l; Cal Western
Arcadia	Beaver
Arizona St.	Tempe St.
Ark.-Pine Bluff	Arkansas AM&N
Armstrong Atlantic	Armstrong St.
Auburn	Alabama Poly
Augusta St.	Augusta
Bemidji St.	Bemidji Teachers
Benedictine (Ill.)	Ill. Benedictine
Bradley	Bradley Tech
UC Davis	California Aggies
Cal St. East Bay	Cal St. Hayward
Cal St. Fullerton	Orange County State College; Orange St.
Cal St. L.A.	Cal St. Los Angeles
Cal St. Northridge	San Fernando Valley St.
Carnegie Mellon	Carnegie Tech
Case Reserve	Case Institute of Technology; Case Tech
Central Okla.	Central St. (Okla.)
Charleston So.	Baptist (S.C.)
Charleston (W.V.)	Morris Harvey
Charlotte	UNC Charlotte
Chattanooga	Tenn.-Chatt.
Chicago St.	Chicago Teachers
Cleveland St.	Fenn
Colorado St.	Colorado A&M
Colorado St.-Pueblo	Southern Colo.
Columbus St.	Columbus
Concordia (Calif.)	Christ College-Irvine
Concordia (Ill.)	Concordia Teachers
Crown (Minn.)	St. Paul Bible
Dayton	St. Mary's Institute
DeSales	Allentown
Detroit	Detroit Mercy; Detroit Tech
Dist. of Columbia	D.C. Teachers; Federal City
Dominican (Ill.)	Rosary
Drexel	Drexel Tech
Duke	Trinity (N.C.)
Eastern Conn. St.	Willimantic St.
Eastern Mich.	Michigan Normal
Eckerd	Fla. Presbyterian
Emporia St.	Kansas St. Normal
FDU-Florham	FDU-Madison
Fresno St.	Fresno Pacific
Ga. Southern	Georgia Teachers
Ill.-Chicago	Ill.-Chicago Circle
Illinois St.	Illinois St. Normal; Illinois Normal
Indiana (Pa.)	Indiana St. (Pa.)
Indianapolis	Indiana Central
Iowa	State University of Iowa
Iowa St.	Ames
James Madison	Madison
Johnson C. Smith	Johnson Smith
Kansas St.	Kansas Aggies
Kent St.	Kent
La Sierra	Loma Linda
Lamar	Lamar Tech
Liberty	Lynchburg Baptist; Liberty Baptist
La.-Lafayette	Southwestern La.
La.-Monroe	Northeast La.
Loyola Marymount	St. Vincent's; Loyola U. of L.A.
Lycoming	Williamsport Dickinson Seminary
Lynn	College of Boca Raton

Current school name:	Changed from:
Lyon	Arkansas College
Me.-Farmington	Farmington St.
Maritime (N.Y.)	N.Y. Maritime
Martin Luther	Northwestern (Wis.)
Marycrest Int'l	Teikyo Marycrest
Md.-East. Shore	Maryland St.
Massachusetts	Massachusetts St.; Massachusetts Agriculture Col.
Mass. Liberal Arts	North Adams St.
Mass.-Dartmouth	Southeastern Mass.
Mass.-Lowell	Lowell; Lowell St.; Lowell Tech
McDaniel	Western Md.
Memphis	Memphis St.; West Tennessee St. Normal
Minn. St. Mankato	Mankato Teachers; Mankato St.
Minn. St. Moorhead	Moorhead St.; Moorhead Teachers
Missouri St.	Southwest Mo. St.
Mont. St.-Billings	Eastern Montana
Montana St.-Northern	Northern Montana
Murray St.	Murray Teachers
Neb.-Kearney	Kearney St.
Neb.-Omaha	Omaha
New England U.	St. Francis (Me.)
New Jersey City	Jersey City St.
N.J. Inst. of Tech.	Newark Engineering
New Mexico St.	New Mexico A&M
New Orleans	Louisiana St. (N.O.)
North Ala.	Florence St.
N.C. Central	North Caro. College
UNC Pembroke	Pembroke St.
North Central (Ill.)	North Central
North Central Texas	Cooke County
North Texas	North Tex. St.
Northeastern St.	Northeastern Okla. St.
Northern Ariz.	Arizona St.-Flagstaff; Flagstaff Teachers
Northern Colo.	Colorado St. College; Colorado St. Teachers
Notre Dame de Namur	Notre Dame (Cal.)
Oklahoma St.	Oklahoma A&M
Old Dominion	William & Mary (Norfolk)
Penn St.-Berks	Penn St.-Lehigh Valley
Penn St.-Harrisburg	Penn St.-Capitol
Pepperdine	George Pepperdine
Phila. Sciences	Philadelphia Pharmacy
Philadelphia U.	Philadelphia Textile
Polytechnic (N.Y.)	New York Poly; Brooklyn Poly
Post	Teikyo Post; Post
Rhodes	Southwestern (Tenn.)
Rice	Rice Institute
Richard Stockton	Stockton St.
Rochester Inst.	Mechanics Institute
Rowan	Glassboro St.
Rutgers-Newark	Newark St.
Salem Int'l	Salem-Teikyo; Salem
Samford	Howard Col.
S.C. Upstate	S.C.-Spartanburg
Southern Ind.	Indiana St.-Evansville
Southern Me.	Maine Portland-Gorham; Gorham St. (Me.)
Southern Miss.	Mississippi Southern College; Mississippi Normal
Southern N.H.	New Hamp. Col.
Southern U.	Southern B.R.
Southwest Minn. St.	Southwest St.
Stevens Institute	Stevens Tech
Taylor-Ft. Wayne	Summit Christian
Tex. A&M-Commerce	East Texas St.
Tex. A&M-Kingsville	Texas A&I
Tex.-Pan American	Pan American
Texas St.	Southwest Tex. St.
Towson	Towson St.
Troy	Troy St.
Truman	Northeast Mo. St.; Truman St.
Tulsa	Henry Kendall
Vanguard	Southern California Col.
Virginia-Wise	Clinch Valley
Washburn	Lincoln College
Washington-St. Louis	Washington (Mo.)
Washington St.	Washington Agricultural College
West Ala.	Livingston
West Tex. A&M	West Texas St.
Western Mich.	Western State Teachers
Western N.M.	New Mexico Western
Western Ore.	Oregon Tech; Oregon College of Education
Western St.	Colo. Western; Colorado Normal
Westmar	Western Union College; Teikyo Westmar
Wichita St.	Fairmount
Widener	Pennsylvania Military College
Wm. Paterson	Paterson St.
Wis.-Eau Claire	Eau Claire Teachers
Wis.-La Crosse	La Crosse Teachers

Adelphi Sports Information

Current school name:	Changed from:
Wis.-River Falls	River Falls Teachers
Wis.-Superior	Superior Normal; Superior St. Teachers
Xavier	St. Xavier

SCHOOLS also known as

Current school name:	Also known as:
Air Force	U.S. Air Force Academy
Apprentice School	Newport News
Army	U.S. Military Academy; West Point
Baruch	Bernard M. Baruch
Case Reserve	Case Western Reserve
CCNY	City College of New York
City Tech	NYCCT; New York City Tech
Coast Guard	U.S. Coast Guard Academy
GC&SU	Georgia College & State University
Hawthorne	Nathaniel Hawthorne
IPFW	Indiana/Purdue-Ft. Wayne
IUPUI	Indiana/Purdue-Indianapolis
Lehman	Herbert H. Lehman
Lipscomb	David Lipscomb
Long Island	LIU-Brooklyn
LSU	Louisiana St.
Merchant Marine	King's Point; U.S. Merchant Marine Academy
MIT	Massachusetts Institute of Technology
Navy	U.S. Naval Academy
TCNJ	The College of New Jersey (was Trenton St.)
NYIT	New York Institute of Technology; New York Tech
Rochester Inst.	RIT
Sewanee	University of the South
Southampton	LIU-Southampton
SMU	Southern Methodist
TCU	Texas Christian
UAB	Ala.-Birmingham
UCF	Central Fla. (was Florida Tech)
UCLA	University of California, Los Angeles
UMBC	Md.-Balt. County
UMKC	Mo.-Kansas City
UNI	Northern Iowa (was Iowa Teachers)
UNLV	Nevada-Las Vegas (was Nevada Southern)
UTEP	Texas-El Paso (was Texas Western)
UTSA	Texas-San Antonio
VCU	Va. Commonwealth
VMI	Va. Military
WPI	Worcester Poly Inst.; Worcester Tech

SCHOOL MERGERS

Current school name:	Two Schools Merged & Year:
Case Reserve	Case Tech & Western Reserve; 1971-72
Mass.-Lowell	Lowell St. & Lowell Tech; 1975-76

New to this Book

Division I

Record	Page(s)
Hit by Pitch, Career	10, 24
Hit by Pitch Per Game, Season	10, 18
Hit by Pitch Per Game, Career	10
Strikeouts, Game, Seven Innings	11, 13
Combined Strikeouts By Starting Pitchers	11, 13
Putouts, Season	11, 20
Assists, Season	11, 20
Putouts, Career	11, 26
Assists, Career	11, 26
Hit by Pitch, Season List	18
All-Time Won-Lost-Tied Records	41-42

Division II

Record	Page(s)
Hit by Pitch Per Game, Career	47
Combined Strikeouts By Starting Pitchers	47, 49
Putouts, Season	47, 55
Assists, Season	47, 56
Putouts, Career	47, 61
Assists, Career	47, 61

Division III

Record	Page(s)
Strikeouts, Game, Seven Innings	79, 81
Putouts, Season	79, 87
Assists, Season	79, 87
Annual Individual Champions in Sacrifice Hits Per Game, Sacrifice Hits, Hit by Pitch Per Game and Hit by Pitch	96

Championships

Section	Page(s)
Finals Series Records (Division II)	190-191

Liberty Sports Information

Division I Records

Individual Records 10
Individual Leaders 11
Annual Individual Champions 27
Team Records 31
Team Leaders 32
Annual Team Champions 38
2006 Most-Improved Teams 41
All-Time Most-Improved Teams 41
All-Time Won-Lost-Tied Records 41
USA Today/National Softball Coaches Association Division I Final Polls 43
Statistical Trends 44

Individual Records

Official NCAA softball records began with the 1982 season and are based on information submitted to the NCAA statistics service by institutions participating in the statistics rankings. Official career records of players include only those years in which they competed in Division I. Annual individual champions in runs, bases on balls, toughest to strike out, slugging percentage and saves were added in 1989, along with annual team champions in home runs, triples, doubles, stolen bases, slugging percentage and double plays. In statistical rankings, the rounding of percentages and/or averages may indicate ties where none exist. In these cases, the numerical order of the rankings is accurate.

Batting

GAMES
Career
304—Stefanie Christoferson, Ill.-Chicago, 1998-01

AT-BATS
Game
14—Amy Timmel, Jennifer Fotheringham, Laurel Simmons and Gaylyn Hoshide, all Utah vs. Creighton, May 11, 1991 (31 inn.)
Season
270—Lindsay Schutzler, Tennessee, 2005 (82 games)
Career
977—Martha Noffsinger, Fresno St., 1987-90 (291 games)

RUNS
Game
7—Ellen Burns, Michelle Lafornara and Stephanie Riggins, all Cornell vs. Coppin St., March 19, 1995
Season
101—Jenny Dalton, Arizona, 1995 (72 games)
Career
293—Jenny Dalton, Arizona, 1993-96 (251 games)

RUNS PER GAME
Season
2.03—Tamara Square, Southern U., 1997 (61 in 30 games)
Career
1.58—La'Tosha Williams, Delaware St., 1993-95, 97 (166 in 105 games)

HITS
Game
8—Carrie Moreman, Alabama vs. Arkansas, March 21, 1999 (19 inn.)
Season
132—Alison McCutcheon, Arizona, 1997 (66 games)
Career
405—Alison McCutcheon, Arizona, 1995-98 (256 games)

CONSECUTIVE HITS
11—Lindsey Cameron, Florida, March 19-25, 2005

BATTING AVERAGE
Season (Min. 70 at-bats)
.589—Sara Graziano, Coastal Caro., 1994 (103 of 175)
Career
.530—Stacy Cowen, Manhattan, 1991-92 (160 of 302)

CONSECUTIVE GAMES HITTING STREAK
43—Sara Graziano, Coastal Caro., April 8, 1993-March 24, 1994

DOUBLES
Game
3—77 times, most recent: Cameron Astiazaran, Ill.-Chicago vs. UNC Wilmington, March 19, 2005; Tamara Poppe, Texas vs. Texas Tech, April 15, 2004; Janis Kelley, Centenary (La.) vs. Grambling, April 7, 2004; Kim Wendland, Georgia vs. Western Ill., March 9, 2004; Kerri Ryskamp, Mercer vs. Marist, Feb. 27, 2004; Shay Hunt, Northwestern St. vs. La.-Monroe, Feb. 21, 2004; Carrie Woydziak, Stephen F. Austin vs. Texas Southern, Feb. 18, 2004; Amy Anderson, Campbell vs. Radford, Feb. 7, 2004; Ivette Hernandez, Utah vs. UNLV, April 18, 2003; Tessa Lynam, LSU vs. Jackson St., Feb. 28, 2003
Season
29—Nina Lindenberg, Fresno St., 1996 (62 games)
Career
91—Sara Pickering, Washington, 1994-97 (271 games)

DOUBLES PER GAME
Season
0.55—Veronica Harris, Chicago St., 1987 (11 in 20 games)
Career
0.37—Crystal Boyd, Hofstra, 1991-94 (68 in 183 games)

TRIPLES
Game
3—Seven times, most recent: Jennifer Milo, San Diego vs. Pt. Loma Nazarene, April 20, 1995
Season
17—Dianna Korcak, Jacksonville, 2004 (64 games)
Career
51—Tricia Popowski, South Carolina, 1988-91 (247 games)

TRIPLES PER GAME
Season
0.36—Vi Lovello, Connecticut, 1983 (10 in 28 games)
Career
0.25—Vi Lovello, Connecticut, 1983-85 (23 in 93 games)

HOME RUNS
Game
4—Jill Iacono, Canisius vs. St. Francis (Pa.), April 5, 2002
Season
37—Laura Espinoza, Arizona, 1995 (72 games)
Career
90—Stacey Nuveman, UCLA, 1997, 99, 2001-02 (264 games)

HOME RUNS PER GAME
Season
0.51—Laura Espinoza, Arizona, 1995 (37 in 72 games)
Career
0.34—Stacey Nuveman, UCLA, 1997, 99, 2001-02 (90 in 264 games)

GRAND SLAMS
Inning
2—Staci Wattie, Missouri St. vs. Wichita St. (sixth inning), April 29, 2000; Stephanie Best, UCF vs. Army (second inning), March 19, 2003

TOTAL BASES
Game
16—Laurie Miller, Canisius vs. Manhattan, April 28, 1990; Jill Iacono, Canisius vs. St. Francis (Pa.), April 5, 2002
Season
232—Laura Espinoza, Arizona, 1995 (72 games)
Career
653—Stacey Nuveman, UCLA, 1997, 99, 2001-02 (264 games)

SLUGGING PERCENTAGE
Season (Min. 70 at-bats)
1.045—Stacey Nuveman, UCLA, 2002 (164 total bases in 157 at-bats)
Career
.945—Stacey Nuveman, UCLA, 1997, 99, 2001-02 (653 total bases in 691 at-bats)

RUNS BATTED IN
Game
11—Tiffany Whittall, La.-Lafayette vs. Samford, April 15, 1995; Stephanie Best, UCF vs. Army, March 19, 2003
Season
128—Laura Espinoza, Arizona, 1995 (72 games)
Career
328—Jenny Dalton, Arizona, 1993-96 (251 games)

RUNS BATTED IN PER GAME
Season
1.83—Erika Yearby, Southern U., 1997 (53 in 29 games)
Career
1.31—Jenny Dalton, Arizona, 1993-96 (328 in 251 games)

BASES ON BALLS
Game
6—Wendy Stewart, Utah vs. Creighton, May 12, 1991 (25 inn.); Oli Keohohou, Brigham Young vs. Utah, May 12, 2001 (10 innings)
Season
108—Veronica Nelson, California, 2002 (73 games)
Career
395—Veronica Nelson, California, 2000-03 (285 games)

BASES ON BALLS PER GAME
Season
1.62—Veronica Nelson, California, 2003 (107 in 66 games)
Career
1.39—Veronica Nelson, California, 2000-03 (395 in 285 games)

INTENTIONAL BASES ON BALLS
Season
28—Stacey Nuveman, UCLA, 2001 (68 games)
Career
81—Stacey Nuveman, UCLA, 1997, 99, 2001-02 (264 games)

STOLEN BASES
Game
7—Stacy Hughes, Tennessee Tech vs. N.C. A&T, April 14, 1996; Lisa Guillory, Nicholls St. vs. Jackson St., Feb. 20, 1997; Adrienne Noll, Eastern Ill. vs. Tennessee St., April 9, 1999
Season
80—Michelle Ward, East Caro., 1994 (61 games)
Career
257—Nicole Barber, Georgia, 2001-04 (278 games)

STOLEN BASES PER GAME
Season
1.92—La'Tosha Williams, Delaware St., 1995 (50 in 26 games)
Career
1.53—La'Tosha Williams, Delaware St., 1993-95, 97 (161 in 105 games)

STOLEN-BASE PERCENTAGE
Best Perfect Season
(Min. 0.5 attempts per game played by team)
1.000—Angel McNamara, Morgan St., 1994 (48 of 48 in 28 games)
Career (Min. 50 attempts)
1.000—Jen Dean, UNI, 1994-97 (64 of 64)

CONSECUTIVE SUCCESSFUL STOLEN BASES
73—Nicole Barber, Georgia, April 25, 2001-April 27, 2002; Sharonda McDonald, Texas A&M, April 21, 2004-March 4, 2006

HIT BY PITCH
Season
44—Cheryl Wyrick, Liberty, 2000 (62 games)
Career
54—Michelle Reeve, Centenary (La.), 1995-98 (216 games)

HIT BY PITCH PER GAME
Season
0.71—Cheryl Wyrick, Liberty, 2000 (44 in 62 games)
Career
0.29—Crystal Lambert, IUPUI, 1998-00 (53 in 183 games)

Pitching

GAMES
Season
69—Monica Abbott, Tennessee, 2005
Career
215—Courtney Blades, Southern Miss./Nicholls St., 1997-00

GAMES STARTED
Season
63—Jessica Acord, Santa Clara, 1994
Career
193—Debbie Nichols, Louisiana Tech, 1987-90

COMPLETE GAMES
Season
62—Jessica Acord, Santa Clara, 1994 (63 games started)
Career
182—Debbie Nichols, Louisiana Tech, 1987-90 (193 games started)

INNINGS
Game
31—Kelly Brookhart, Creighton vs. Utah, May 11, 1991; Janet Womack, Utah vs. Creighton, May 11, 1991
Season
434.1—Rhonda Wheatley, Cal Poly Pomona, 1985 (61 games)
Career
1,414.2—Rhonda Wheatley, Cal Poly Pomona, 1984-87 (202 games)

VICTORIES
Season
52—Courtney Blades, Southern Miss., 2000 (7 losses)
Career
151—Courtney Blades, Southern Miss./Nicholls St., 1997-00 (34 losses)

CONSECUTIVE VICTORIES
Season
33—Kathy Van Wyk, Cal St. Fullerton, Jan. 30-May 27, 1982
Career
60—Jennie Finch, Arizona, April 29, 2000-April 6, 2002

WINNING PERCENTAGE
Best Perfect Season
1.000—Jennie Finch, Arizona, 2001 (32-0)
Career (Min. 75 decisions)
.938—Nancy Evans, Arizona, 1994-95, 97-98 (120-8)

SAVES
Season
14—Kellie Wilkerson, Mississippi St., 2002 (41 games)
Career
32—Kellie Wilkerson, Mississippi St., 1999-02 (105 games)

EARNED-RUN AVERAGE
Season
0.04—Tracy Compton, UCLA, 1983 (one earned run in 168.0 inn.)
Career
0.15—Tracy Compton, UCLA, 1982-85 (13 earned runs in 612.1 inn.)

SHUTOUTS
Season
36—Debbie Nichols, Louisiana Tech, 1988 (50 victories)
Career
94—Michele Granger, California, 1989-93 (119 victories)

CONSECUTIVE SHUTOUTS
12—Trinity Johnson, South Carolina, March 9-April 5, 1997

CONSECUTIVE SCORELESS INNINGS
105—Danielle Henderson, Massachusetts, March 16-May 2, 1999

STRIKEOUTS
Game
28—Cristin Vitek, Baylor vs. North Carolina, May 20, 2004 (16 inn.); Eileen Canney, Northwestern vs. Minnesota, April 23, 2006 (18 inn.)
Game (seven innings)
21—Michele Granger, California vs. Creighton, March 22, 1991
Season
663—Courtney Blades, Southern Miss., 2000 (399.2 inn.)
Career
2,265—Cat Osterman, Texas, 2002-03, 05-06

COMBINED STRIKEOUTS BY STARTING PITCHERS
40—Angela Tincher (26), Virginia Tech, and Jordan McPherson (14), Nevada, March 3, 2006 (11 inn.)

STRIKEOUT RATIO
(Strikeouts per seven innings)
Season
15.42—Cat Osterman, Texas, 2006 (630 in 286.0 inn.)
Career
14.34—Cat Osterman, Texas, 2002-03, 05-06 (2,265 in 1,105.2 innings)

Fielding

PUTOUTS
Game
35—Laura Myers, Cal Poly Pomona vs. Texas A&M, May 24, 1984 (25 inn.)
Game (seven innings)
21—Lidia Stiglich, California vs. Creighton, March 22, 1991

California Sports Information

California's Michele Granger holds the Division I record with 21 strikeouts in a seven-inning game, set March 22, 1991, against Creighton.

Season
765—Kenya Peters, Southern Miss., 2000 (76 games)
Career
2,221—Kenya Peters, Southern Miss., 1999-02 (253 games)

ASSISTS
Game (seven innings)
12—Wende Ward, Fresno St. vs. San Fran. St., Feb. 23, 1983
Season
230—Julie Standering, Arizona, 1988 (72 games)
Career
868—Carie Dever, Fresno St., 1987-90 (289 games)

ERRORS
Game
7—Christa Davis, Furman vs. Chattanooga, April 4, 1995

CONSECUTIVE ERRORLESS GAMES
Career
219—Nicole Barber, Georgia, 2001-04 (264 total chances)

Individual Leaders

SINGLE-GAME RECORDS

Batting

AT-BATS

No.	Player, Team vs. Opponent	Date
14	Amy Timmel, Utah vs. Creighton (31 inn.)	May 11, 1991
14	Jennifer Fotheringham, Utah vs. Creighton (31 inn.)	May 11, 1991
14	Laurel Simmons, Utah vs. Creighton (31 inn.)	May 11, 1991
14	Gaylyn Hoshide, Utah vs. Creighton (31 inn.)	May 11, 1991
13	Amy Timmel, Utah vs. Creighton (25 inn.)	May 12, 1991
13	Lorrie McGill, Creighton vs. Utah (31 inn.)	May 11, 1991
13	Beth Herod, Creighton vs. Utah (31 inn.)	May 11, 1991
13	Christina Freeman, Utah vs. Creighton (31 inn.)	May 11, 1991
13	Wendy Stewart, Utah vs. Creighton (31 inn.)	May 11, 1991
12	Beth Herod, Creighton vs. Utah (25 inn.)	May 12, 1991
12	Heidi Ives, Creighton vs. Utah (31 inn.)	May 11, 1991
12	Wendy Moon, Creighton vs. Utah (31 inn.)	May 11, 1991
12	Dedeann Pendleton, Creighton vs. Utah (31 inn.)	May 11, 1991
12	Amy Cowley, Utah vs. Creighton (31 inn.)	May 11, 1991
12	Charmelle Green, Utah vs. Creighton (31 inn.)	May 11, 1991
12	Kathy Leitke, Central Mich. vs. Kent St. (28 inn.)	April 21, 1984
12	Jacquie Joseph, Central Mich. vs. Kent St. (28 inn.)	April 21, 1984

RUNS

No.	Player, Team vs. Opponent	Date
7	Ellen Burns, Cornell vs. Coppin St.	March 19, 1995
7	Michelle Lafornara, Cornell vs. Coppin St.	March 19, 1995

No.	Player, Team vs. Opponent	Date
7	Stephanie Riggins, Cornell vs. Coppin St.	March 19, 1995
6	Amanda Cone, Col. of Charleston vs. Savannah St.	Feb. 11, 2004
6	Jacquie Rothey, Col. of Charleston vs. Savannah St.	Feb. 11, 2004
6	Erika Bellet, Coastal Caro. vs. South Carolina St.	March 24, 1994
6	Sara Graziano, Coastal Caro. vs. South Carolina St.	March 24, 1994
6	Michelle Minton, Coastal Caro. vs. South Carolina St.	March 24, 1994
6	Laurie Miller, Canisius vs. Manhattan	April 28, 1990
6	Stacy Michalski, Canisius vs. Roberts Wesleyan	May 1, 1985
6	Beth Ranches, Canisius vs. Roberts Wesleyan	May 1, 1985
6	Terri Tucker, Adelphi vs. Hofstra	April 9, 1984

HITS

No.	Player, Team vs. Opponent	Date
8	Carrie Moreman, Alabama vs. Arkansas (19 inn.)	March 21, 1999
7	Michelle Lafornara, Cornell vs. Coppin St.	March 19, 1995
7	Charmelle Green, Utah vs. Creighton (31 inn.)	May 11, 1991
7	Krys Bondarenko, Canisius vs. Roberts Wesleyan	May 1, 1985
6	Lauren Bauer, Arizona vs. UCLA	May 6, 2000
6	Jaime Foutch, Oklahoma St. vs. Nebraska (18 inn.)	May 2, 1997
6	Ellen Burns, Cornell vs. Coppin St.	March 19, 1995
6	Laura Steigerwalt, Cornell vs. Coppin St.	March 19, 1995
6	Sara Graziano, Coastal Caro. vs. South Carolina St.	March 24, 1994
6	Angie Marzetta, Washington vs. Stanford	April 30, 1993
6	Crystal Boyd, Hofstra vs. Connecticut (20 inn.)	April 28, 1992
6	Judy Braley, Morehead St. vs. Kentucky St.	April 13, 1992
6	Amy Timble, Morehead St. vs. Kentucky St.	April 13, 1992
6	Kelly Brookhart, Creighton vs. Utah (31 inn.)	May 11, 1991
6	Laurie Miller, Canisius vs. Manhattan	April 28, 1990
6	Cindy Aerni, Nebraska vs. Truman (22 inn.)	May 8, 1982
6	Ann Schroeder, Nebraska vs. Truman (22 inn.)	May 8, 1982

DOUBLES

77 players have hit three doubles in a game. The most recent:

No.	Player, Team vs. Opponent	Date
3	Cameron Astiazaran, Ill.-Chicago vs. UNC Wilmington	March 19, 2005
3	Tamara Poppe, Texas vs. Texas Tech	April 15, 2004
3	Janis Kelley, Centenary (La.) vs. Grambling	April 7, 2004
3	Kim Wendland, Georgia vs. Western Ill.	March 9, 2004
3	Kerri Ryskamp, Mercer vs. Marist	Feb. 27, 2004
3	Shay Hunt, Northwestern St. vs. La.-Monroe	Feb. 21, 2004
3	Carrie Woydziak, Stephen F. Austin vs. Texas Southern	Feb. 18, 2004
3	Amy Anderson, Campbell vs. Radford	Feb. 7, 2004
3	Ivette Hernandez, Utah vs. UNLV	April 18, 2003
3	Kim Ogee, Nebraska vs. Texas Tech	April 13, 2003
3	Ruby Rojas, Virginia vs. Bowling Green	March 16, 2003
3	Ryan Stukel, Texas St. vs. Eastern Mich.	March 5, 2003
3	Tessa Lynam, LSU vs. Jackson St.	Feb. 28, 2003

TRIPLES

No.	Player, Team vs. Opponent	Date
3	Jennifer Milo, San Diego vs. Pt. Loma Nazarene	April 20, 1995
3	Karen Persinger, Missouri vs. Iowa	March 11, 1995
3	Karrie Irvin, Southern Ill. vs. Bradley	April 24, 1993
3	Melissa Scarborough, UMBC vs. Rider	April 3, 1992
3	Sherry Morris, Wagner vs. Iona	April 4, 1990
3	Michelle Shean, Oklahoma St. vs. McNeese St.	March 10, 1990
3	Lynna Hallick, Northwestern vs. Ill.-Chicago	1986

HOME RUNS

No.	Player, Team vs. Opponent	Date
4	Jill Iacono, Canisius vs. St. Francis (Pa.)	April 5, 2002
3	Brittany Cantu, UTSA vs. Colorado St.	Feb. 10, 2006
3	Kelly Allen, UNC Greensboro vs. N.C. A&T	April 22, 2005
3	Kate Stake, Illinois St. vs. Loyola (Ill.)	March 17, 2005
3	Christina Clark, Fresno St. vs. Hawaii	April 10, 2004
3	Nikki Denman, Eastern Mich. vs. Detroit	April 6, 2004
3	Natalie Rawson, Colgate vs. Bucknell	April 6, 2004
3	Cass Hallstrom, Western Ill. vs. St. John's (N.Y.)	March 13, 2004
3	Stacie Dwyer, Troy vs. Southeastern La.	Feb. 15, 2004
3	Stephanie Best, UCF vs. Army	March 19, 2003
3	Kristen Rivera, Washington vs. Purdue	March 3, 2003
3	Tiffany Whitton, Harvard vs. Penn	April 14, 2002
3	Christi Musser, Kansas vs. Iowa St.	April 21, 2001
3	Tiffany Cooley, Long Island vs. St. Peter's	April 19, 2001
3	Kate Varde, Cornell vs. Dartmouth	April 13, 2001
3	Suzie Rizek, Northern Ill. vs. Illinois St.	April 11, 2000
3	Sara Jewett, Maine vs. Hartford	April 30, 1999
3	Elizabeth Harsma, Texas-Arlington vs. La.-Monroe	April 30, 1998
3	Allison Batten, Cornell vs. Siena	April 29, 1998
3	Christie McCoy, Nebraska vs. Missouri	April 18, 1998
3	Sheri Russo, Ga. Southern vs. Georgia Tech	April 8, 1998
3	Amy Haug, Ohio St. vs. Texas	Feb. 14, 1997
3	Laura Espinoza, Arizona vs. Florida St.	May 21, 1995
3	Kathy Stahl, Oregon vs. Oregon St.	May 3, 1995
3	Jenny Dalton, Arizona vs. Oregon St.	April 28, 1995
3	Jenny Dalton, Arizona vs. Illinois St.	Feb. 18, 1995
3	Missy Feit, Army vs. Brooklyn	April 23, 1991
3	Danielle Yearick, Manhattan vs. Brooklyn	April 20, 1991
3	Laurie Miller, Canisius vs. Manhattan	April 28, 1990
3	Jill Justin, Northern Ill. vs. Bradley	May 1, 1987

TOTAL BASES

No.	Player, Team vs. Opponent	Date
16	Jill Iacono, Canisius vs. St. Francis (Pa.)	April 5, 2002
16	Laurie Miller, Canisius vs. Manhattan	April 28, 1990
14	Kelly Allen, UNC Greensboro vs. N.C. A&T	April 22, 2005
14	Hailey Clark, Hofstra vs. Long Island	March 26, 2005
13	Tiffany Whitton, Harvard vs. Penn	April 14, 2002
13	Ashlee Ducote, LSU vs. South Carolina	April 14, 2000
13	Kate Stake, Illinois St. vs. Loyola (Ill.)	March 17, 2005
13	Laura Espinoza, Arizona vs. Florida St.	May 21, 1995
13	Tiffany Whittall, La.-Lafayette vs. Samford	April 15, 1995
13	Jill Justin, Northern Ill. vs. Bradley	May 1, 1987
12	Holly Currie, Auburn vs. Alabama St.	Feb. 9, 2005
12	Christina Clark, Fresno St. vs. Hawaii	April 10, 2004
12	Natalie Rawson, Colgate vs. Bucknell	April 6, 2004
12	Cass Hallstrom, Western Ill. vs. St. John's (N.Y.)	March 13, 2004
12	Stacie Dwyer, Troy vs. Southeastern La.	Feb. 15, 2004
12	Kristen Rivera, Washington vs. Purdue	March 3, 2003
12	Tiffany Cooley, Long Island vs. St. Peter's	April 19, 2001
12	Breanne Nasti, Buffalo vs. Texas Southern	Feb. 9, 2001
12	Sara Jewett, Maine vs. Hartford	April 30, 1999
12	Christie McCoy, Nebraska vs. Missouri	April 18, 1998
12	Kathy Stahl, Oregon vs. Oregon St.	May 3, 1995
12	Missy Feit, Army vs. Brooklyn	April 23, 1991
12	Danielle Yearick, Manhattan vs. Brooklyn	April 20, 1991
12	Lee Anne Ketcham, Oklahoma St. vs. Sam Houston St.	April 14, 1990
12	Jan Agnich, Southern Ill. vs. Valdosta St.	March 13, 1990
12	Vickie August, La.-Lafayette vs. New Orleans	April 15, 1988

RUNS BATTED IN

No.	Player, Team vs. Opponent	Date
11	Stephanie Best, UCF vs. Army	March 19, 2003
11	Tiffany Whittall, La.-Lafayette vs. Samford	April 15, 1995
10	Hailey Clark, Hofstra vs. Long Island	March 26, 2005
10	Holly Currie, Auburn vs. Alabama St.	Feb. 9, 2005
9	Natalie Rawson, Colgate vs. Bucknell	April 6, 2004
9	Melissa Cannon, Cornell vs. Brown	April 7, 2001
9	Jennie Finch, Arizona vs. Oregon	March 30, 2001
9	Breanne Nasti, Buffalo vs. IUPUI	March 18, 2001
9	Chris Brady, Delaware vs. St. Joseph's	March 19, 1999
9	Syndrea Porter, Ill.-Chicago vs. Bucknell	March 17, 1997
9	Cathy Stimson, Colgate vs. Coppin St.	March 8, 1997
9	Laura Espinoza, Arizona vs. Stanford	April 14, 1995
9	Tiffany Heick, Missouri vs. St. Louis	Feb. 27, 1993
9	Tracy Brandenburg, Stetson vs. Bethune-Cookman	April 9, 1992
9	Danielle Yearick, Manhattan vs. Brooklyn	April 20, 1991
9	Kim Yates, UNC Wilmington vs. UNC Greensboro	March 12, 1989
9	Dee Williams-Odom, Stetson vs. Barry	March 7, 1986

BASES ON BALLS

No.	Player, Team vs. Opponent	Date
6	Oli Keohohou, Brigham Young vs. Utah (10 inn.)	May 12, 2001
6	Wendy Stewart, Utah vs. Creighton (25 inn.)	May 12, 1991
5	Jessica Huerta, Southern Miss. vs. UAB (8 inn.)	May 1, 2005
5	Payton Nash, Radford vs. N.C. A&T (5 inn.)	Feb. 26, 2002
5	Jennifer Brundage, UCLA vs. Arizona (12 inn.)	April 30, 1994
5	Tracy King, Liberty vs. Md.-East. Shore	April 4, 1994
5	Michelle Mullins, Austin Peay vs. Tennessee St.	Feb. 25, 1994
5	Coli Turley, Eastern Ill. vs. UNI	March 31, 1992
5	Deb DeMeglio, Utah vs. Creighton (31 inn.)	May 11, 1991
5	Portia Lack, Adelphi vs. TCNJ (11 inn.)	March 26, 1982

STOLEN BASES

No.	Player, Team vs. Opponent	Date
7	Andrienne Noll, Eastern Ill. vs. Tennessee St.	April 9, 1999
7	Lisa Guillory, Nicholls St. vs. Jackson St.	Feb. 20, 1997
7	Stacy Hughes, Tennessee Tech vs. N.C. A&T	April 14, 1996
6	Kathy Ching, Yale vs. Vermont	April 6, 1997
6	Ronda Carter, Akron vs. Valparaiso	April 24, 1992
5	Tiffany Tolleson, North Carolina vs. Rhode Island	March 12, 2002
5	Serita Brooks, Florida St. vs. Bethune Cookman	May 17, 2001
5	Sandy Rhea, Utah vs. San Jose St.	March 1, 1998
5	Jennifer Moffitt, Morehead St. vs. Tennessee St.	April 28, 1997
5	Venus Taylor, Western Ill. vs. Valparaiso	April 13, 1997

No.	Player, Team vs. Opponent	Date
5	Susannah Ford, Penn St. vs. Georgia	March 22, 1997
5	Lynda Knighton, Stetson vs. Bethune-Cookman	April 4, 1995
5	Michelle Ward, East Caro. vs. Colgate	March 23, 1994
5	Amy Vaira, Indiana St. vs. St. Louis	March 9, 1994
5	Christina Thornton, Nicholls St. vs. Marshall	March 6, 1994
5	Sonya Bright, North Carolina vs. Limestone	April 21, 1993
5	Michelle Ward, East Caro. vs. Winthrop	April 10, 1993
5	Jacqui Pitts, Detroit vs. Loyola (Ill.)	May 11, 1991

Pitching

INNINGS

No.	Player, Team vs. Opponent	Date
31.0	Kelly Brookhart, Creighton vs. Utah	May 11, 1991
31.0	Janet Womack, Utah vs. Creighton	May 11, 1991
25.0	Melissa Halkinrude, Utah vs. Creighton	May 12, 1991
25.0	Shawn Andaya, Texas A&M vs. Cal Poly Pomona	May 24, 1984
25.0	Dani Ortler, Minnesota vs. Texas-Arlington	March 26, 1980
24.0	Melanie Roche, Oklahoma St. vs. Kansas	May 2, 1992
23.1	Stephanie Williams, Kansas vs. Oklahoma St.	May 2, 1992
23.0	Julie Bolduc, Adelphi vs. Temple	April 23, 1985
22.0	Jenelle Zook, Central Mich. vs Kent St.	April 21, 1984
22.0	Barb Nelson, Bowling Green vs. Ohio St.	April 27, 1982

STRIKEOUTS

No.	Player, Team vs. Opponent	Date
28	Eileen Canney, Northwestern vs. Minnesota (18 inn.)	April 23, 2006
28	Cristin Vitek, Baylor vs. North Carolina (16 inn.)	May 20, 2004
26	Angela Tincher, Virginia Tech vs. Nevada (11 inn.)	March 3, 2006
26	Amy Kyler, Cleveland St. vs. Ill.-Chicago (16 inn.)	May 3, 1997
26	Michele Granger, California vs. Oregon (12 inn.)	March 20, 1993
25	Erin Kalka, Missouri vs. Oklahoma St. (14 inn.)	April 3, 2004
25	Nicole Myers, Fla. Atlantic vs. Stetson (15 inn.)	May 4, 2001
25	Julie Bolduc, Adelphi vs. Temple (23 inn.)	April 23, 1985
25	Debbie Doom, UCLA vs. Long Beach St. (11 inn.)	April 10, 1984
25	Debbie Doom, UCLA vs. Cal St. Fullerton (17 inn.)	April 20, 1983
25	Debbie Doom, UCLA vs. Cal Poly Pomona (18 inn.)	May 3, 1982
24	Cat Osterman, Texas vs. Texas Tech (10 inn.)	April 26, 2005
24	Cat Osterman, Texas vs. Texas St. (12 inn.)	March 20, 2002
24	Karen Oliver, Ball St. vs. Western Mich. (14 inn.)	May 2, 1992
23	Cat Osterman, Texas vs. Arizona (10 inn.)	March 17, 2005
23	Cat Osterman, Texas vs. Nebraska (10 inn.)	March 29, 2003
23	Cat Osterman, Texas vs. Mississippi St. (14 inn.)	March 1, 2002
23	Lori Sippel, Nebraska vs. Indiana St. (12 inn.)	April 24, 1988
22	Angela Tincher, Virginia Tech vs. Radford (9 inn.)	Feb. 23, 2005
22	Jaime Southern, Fresno St. vs. Tulsa (17 inn.)	April 4, 2002
22	Darlene Lowery, South Carolina vs. Indiana (10 inn.)	1985
21	Angela Tincher, Virginia Tech vs. Florida St. (12.2 inn.)	May 12, 2005
21	Erin Snyder, Princeton vs. Harvard (10 inn.)	April 16, 2005
21	Cat Osterman, Texas vs. Arizona St. (8 inn.)	March 19, 2005
21	Kristin Bultinck, Wright St. vs. Cleveland St. (18 inn.)	March 29, 2003
21	Heather Brown, Syracuse vs. Colgate (9 inn.)	April 10, 2001
21	Courtney Blades, Southern Miss. vs. LSU (13 inn.)	May 20, 2000
21	Audrey West, Boston U. vs. Holy Cross (14 inn.)	March 28, 1996
21	Michele Granger, California vs. Creighton	March 22, 1991
21	Laurie Bowden, Drake vs. UMKC (15 inn.)	April 30, 1990

Northwestern Sports Information

Northwestern's Eileen Canney recorded 28 strikeouts versus Minnesota in an 18-inning game April 23, 2006, tying the Division I record set in 2004 by Baylor's Cristin Vitek.

STRIKEOUTS IN A SEVEN-INNING GAME

No.	Player, Team vs. Opponent	Date
21	Michele Granger, California vs. Creighton	March 22, 1991
20	Monica Abbott, Tennessee vs. Liberty	March 26, 2004
19	Erin Snyder, Princeton vs. Brown	April 10, 2006
19	Angela Tincher, Virginia Tech vs. UNC Greensboro	Feb. 19, 2006
19	Michelle Collins, Virginia vs. George Mason	April 5, 1994
19	Lisa Palmer, Virginia vs. Davis & Elkins	April 12, 1989
18	Angela Tincher, Virginia Tech vs. UNC Greensboro	April 25, 2006
18	Angela Tincher, Virginia Tech vs. Virginia	March 18, 2006
18	Monica Abbott, Tennessee vs. Tennessee Tech	April 5, 2005
18	Monica Abbott, Tennessee vs. Washington	Feb. 13, 2005
18	Monica Abbott, Tennessee vs. Lipscomb	Feb. 28, 2004
18	Kristi DeVries, Ohio St. vs. Buffalo	March 16, 2001
17	Robin Mackin, Fresno St. vs. Kansas	Feb. 24, 2006
17	Monica Abbott, Tennessee vs. Oregon	Feb. 17, 2006
17	Michelle Green, Georgia vs. Mercer	March 29, 2005
17	Monica Abbott, Tennessee vs. Auburn	April 10, 2004
17	Diana LaRiva, Purdue vs. IPFW	March 27, 2004
17	Michelle Green, Georgia vs. Central Mich.	Feb. 28, 2004
17	Andrea Kirchberg, Wisconsin vs. Ohio St.	March 21, 2003
17	Britni Sneed, LSU vs. Florida	March 9, 2002

COMBINED STRIKEOUTS BY STARTING PITCHERS

No.	Player (No.), Team and Player (No.), Opponent	Date
40	Angela Tincher (26), Virginia Tech, and Jordan McPherson (14), Nevada (11 inn.)	March 3, 2006
39	Eileen Canney (28), Northwestern, and Katie Dalen (11), Minnesota (18 inn.)	April 23, 2006
39	Cristin Vitek (28), Baylor, and Crystal Cox (11), North Carolina (16 inn.)	May 20, 2004
39	Nicole Myers (25), Fla. Atlantic, and Kelli Lightner (14), Stetson (15 inn.)	May 4, 2001
34	Cat Osterman (23), Texas, and Alicia Hollowell (11), Arizona (10 inn.)	March 17, 2005
34	Cat Osterman (24), Texas, and Nicole Neuerburg (10), Texas St. (12 inn.)	March 20, 2002
32	Erin Kalka (25), Missouri, and Jessica Hoppock (7), Oklahoma St. (14 inn.)	April 3, 2004
31	Cat Osterman (24), Texas, and Erin Crawford (7), Texas Tech (10 inn.)	April 26, 2005
29	Angela Tincher (17), Virginia Tech, and Abbie Sims (12), North Carolina St. (8 inn.)	March 12, 2006
27	Angela Tincher (18), Virginia Tech, and Desiree Serrano (9), Arizona St. (8 inn.)	March 4, 2006

Miscellaneous

CONSECUTIVE GAMES HITTING STREAK

No.	Player, Team	Dates
43	Sara Graziano, Coastal Caro.	April 8, 1993-March 24, 1994
42	Cathy Frohnheiser, Furman	March 4-April 17, 1993
35	Kelly Kretschman, Alabama	Feb. 27-April 4, 1998
35	Robyn Yorke, Fresno St.	Feb. 12-April 1, 1995
32	Kim Pietro, South Carolina	March 27, 1998-Feb. 12, 1999
30	Dawn Marino, Monmouth	April 2-May 7, 1995
30	Amy Chellevold, Arizona	March 11-May 14, 1994
30	Janna Venice, Connecticut	March 13-April 26, 1992
29	Lisa Boone, UMBC	April 2-May 16, 2002
29	Laura Berg, Fresno St.	April 17-May 8, 1998
29	Jen Weaver, Towson	March 3-April 28, 1996
28	Natasha Jacob, Florida St.	April 4, 2005-Feb. 14, 2006
27	Chrystine McHugh, Marist	March 19-April 24, 2005
27	Jen Feldmeier, Southern Ill.	March 29-May 8, 1997
27	Barb Marean, Massachusetts	March 17-May 2, 1991
27	Chris Stuppi, Princeton	March 22-April 17, 1988
26	Deanna Vecchio, UMBC	Feb. 23-March 27, 2002
26	Tanisha Kemp, Morgan St.	March 26-May 1, 1998
26	Kendall Richards, California	March 20-April 17, 1994
25	Iyhia McMichael, Mississippi St.	March 8-April 9, 2003
25	Kelli Bruce, La.-Lafayette	March 16-April 23, 1999
25	Kim Gutridge, Massachusetts	March 30-April 29, 1995

CONSECUTIVE HITS

No.	Player, Team	Dates
11	Lindsey Cameron, Florida	March 19-25, 2005
10	Brianne McGowan, Oregon St.	March 4-9, 2006
10	Dominique Lastrapes, Washington	May 20-22, 2004
10	Stacey Nuveman, UCLA	Feb. 19-20, 1999
9	Natasha Watley, UCLA	Feb. 17-18, 2000
8	Krista Colburn, UCLA	Jan. 31-Feb. 4, 2005
8	Stephanie Ramos, UCLA	Feb. 28-29, 2004

Massachusetts Sports Information

Danielle Henderson of Massachusetts holds the Division I record for consecutive scoreless innings pitched, blanking opponents for 105 straight from March 16 to May 2, 1999.

No.	Player, Team	Dates
8	Krista Holle, South Fla.	Feb. 17-22, 2003
7	Kellie Middleton, Georgia	March 19-22, 2006
7	Stephanie Churchwell, Northwestern	April 10, 2005
7	Gina Rango, Bowling Green	April 10-13, 2005
7	Hailey Clark, Hofstra	March 25-26, 2005
7	Kate Stake, Illinois St.	March 15-17, 2005
7	Jennifer Davis, UTSA	March 5-6, 2005
7	Lara Wohlgemuth, Radford	April 28-May 13, 2004
7	Angi Roembke, Purdue	April 14-16, 2002
7	Stacey Nuveman, UCLA	Feb. 20-23, 2002
7	Stacey Nuveman, UCLA	April 24-25, 1999
7	Julie Marshall, UCLA	March 1-2, 1997
7	Stacey Nuveman, UCLA	Feb. 28-March 1, 1997
6	Tiffany Krcelich, Purdue	Feb. 25, 2006
6	Amanda Morin, Massachusetts	April 6, 2004
6	Grace Glenn, Morgan St.	March 28-31, 2004
6	Rebekah Bradford, San Diego	March 24-April 3, 2004
6	Tara Knudsen, Georgia Tech	March 20-21, 2004
6	Natasha Watley, UCLA	March 7-9, 2003
6	Stephanie Wolter, Florida Int'l	Feb. 22-23, 2003
6	Shelly Prochaska, Oregon St.	Feb. 8, 2003
6	Amanda Freed, UCLA	Feb. 26-March 2, 2001
6	Julie Adams, UCLA	May 19-21, 2000
6	Stephanie Wolter, Florida Int'l	Feb. 6-10, 2000
6	Crystal Boyer, Florida Int'l	March 18-24, 2000
6	Tairia Mims, UCLA	Feb. 15, 2003

CONSECUTIVE SUCCESSFUL STOLEN BASES

No.	Player, Team	Dates
73	Sharonda McDonald, Texas A&M	April 21, 2004-March 4, 2006
73	Nicole Barber, Georgia	April 25, 2001-April 27, 2002
69	Laura Crowder, East Caro.	March 20, 1989-March 13, 1992
64	Jen Dean, UNI	Feb. 1994-May 1997
59	Leigh Irwin, UNC Greensboro	March 28, 1998-May 5, 2000
55	Lani Shaffer, Gardner-Webb	April 8, 2001-April 25, 2004
54	Serita Brooks, Florida St.	Feb. 9-May 19, 2001
50	Keisha Shepperson, East Caro.	April 21, 1999-April 27, 2000
46	Claire Magner, Wagner	March 30, 1988-May 4, 1989
46	Haley Gaddis, Texas St.	March 21, 1998-March 28, 2000
45	Kali Shirk, UMBC	Feb. 18, 2005-March 24, 2006
44	Nicole Giordano, Arizona	Feb. 20, 1998-March 27, 1999
43	Tiff Tootle, South Carolina	April 10, 1991-April 8, 1992
43	Christy Arterburn, Kansas	April 10, 1991-March 27, 1992
41	Candice Molinari, Massachusetts	May 1, 2004-Feb. 10, 2006
40	Iyhia McMichael, Mississippi St.	April 13, 2002-April 26, 2003
40	Sabrina Isley, Stetson	March 20, 1999-April 21, 2000
39	Stacy Hughes, Tennessee Tech	March 11-May 5, 1996
38	Jen Yuengling, Bucknell	May 4, 1991-May 2, 1993
37	*Joy Davis, Texas A&M	April 3, 2004-current
35	Alison McCutcheon, Arizona	Feb. 7-April 20, 1997
34	Jean Bonnici, Stetson	March 29, 1997-March 26, 1998
33	Christina Thornton, Nicholls St.	Feb. 24-April 16, 1994
32	Sandy Rhea, Utah	April 26, 1997-April 4, 1998
32	Natalie Jufer, Long Island	April 16, 1988-April 28, 1990
31	Jami Koss, Southern Ill.	April 14, 1995-May 10, 1996
31	Sue Frederick, Creighton	April 11, 1987-March 31, 1989
30	Mia Brickhouse, Villanova	April 16, 1997-Feb. 28, 1999

**Active streak.*

CONSECUTIVE VICTORIES

No.	Player, Team	Dates
60	Jennie Finch, Arizona	April 29, 2000-April 6, 2002
50	Rebecca Aase, Florida St.	Feb. 25, 1991-April 24, 1993
42	Lisa Fernandez, UCLA	Feb. 5, 1992-April 4, 1993
33	Kathy Van Wyk, Cal St. Fullerton	Jan. 30-May 27, 1982
30	Sara Griffin, Michigan	Feb. 20-May 8, 1998
30	Connie Clark, Cal St. Fullerton	May 2, 1986-April 21, 1987
29	Lisa Fernandez, UCLA	Feb. 5-May 25, 1992
28	Sky Brown, South Carolina	March 31, 1996-March 13, 1998
26	Danielle Henderson, Massachusetts	Feb. 27-May 21, 1999
26	Courtney Dale, UCLA	Feb. 5-May 2, 1999
24	Lisa Fernandez, UCLA	Feb. 25-April 12, 1991
22	Trinity Johnson, South Carolina	Feb. 22-April 5, 1997
22	Lisa Longaker, UCLA	Feb. 27-May 6, 1988
21	Callie Osborne, Hofstra	March 20-May 14, 2005
21	Brianne McGowan, Oregon St.	Feb. 25-April 10, 2005
21	Jennie Finch, Arizona	Feb. 6-April 13, 2000
20	Sarah Dawson, La.-Monroe	March 2-March 28, 1997
20	Danielle Henderson, Massachusetts	March 3-May 7, 1996
20	Carrie Dolan, Arizona	Feb. 11-April 8, 1995
20	Tiffany Boyd, Cal St. Fullerton	March 21-April 26, 1992
20	Jamie Hofberger, Nicholls St.	March 3, 1984-March 24, 1985

CONSECUTIVE SCORELESS INNINGS PITCHED

No.	Player, Team	Dates
105	Danielle Henderson, Massachusetts	March 16-May 2, 1999
102	Debbie Doom, UCLA	Feb. 24-April 6, 1984
97	Lisa Fernandez, UCLA	April 7, 1990-March 7, 1991
96	Trinity Johnson, South Carolina	March 7-April 6, 1997
90	Lisa Ishikawa, Northwestern	1985
88	Jocelyn Forest, California	Feb. 17-March 15, 2001
81	Kelly Brookhart, Creighton	May 1-12, 1991
72	Brooke Wilkins, Hawaii	Feb. 23-March 15, 1995
68	Heather Compton, UCLA	Feb. 14-March 30, 1991
66	Linda Pagett, Central Mich.	1982
65	Cat Osterman, Texas	April 22-May 23, 2003
65	Lisa Fernandez, UCLA	April 21-May 25, 1992
65	DeeDee Weiman, UCLA	Feb. 14-April 19, 1992
64	Cat Osterman, Texas	Feb. 27-March 23, 2005
63	Danielle Henderson, Massachusetts	April 25-May 17, 1997
63	Heather Compton, UCLA	March 2-May 9, 1990
63	Terri Huggins, Adelphi	March 19-April 13, 1984
60	Cat Osterman, Texas	Feb. 16-March 13, 2002
60	Melanie Roche, Oklahoma St.	March 11-28, 1993
60	Lori Romeiro-Gardner, Fresno St.	1987

SEASON RECORDS

Batting

AT-BATS

Player, Team	Year	Cl.	G	AB
Lindsay Schutzler, Tennessee	2005	So.	82	270
Trish Charbonneau, Ill.-Chicago	1997	Jr.	80	264
Julie Smith, Fresno St.	1990	Jr.	77	263
Shawna Feldt, Oregon St.	1999	So.	72	259
Jennifer Tiffany, Ill.-Chicago	1999	Fr.	84	259
Kathy Mayer, Fresno St.	1989	Sr.	72	255
Kaleo Eldridge, California	2002	Fr.	75	254
Amy Chellevold, Arizona	1995	Sr.	72	253
Edel Leyden, Ill.-Chicago	1999	Fr.	83	251
Nicole Barber, Georgia	2002	So.	76	250
Keisha Shepperson, East Caro.	2000	Jr.	77	250
Martha Noffsinger, Fresno St.	1990	Sr.	77	250
Kathy Mayer, Fresno St.	1988	Jr.	72	250
Shanita Black, Ga. Southern	2006	Sr.	70	249
Tiff Tootle, South Carolina	1992	Jr.	67	249
Jessica Sachs, Fla. Atlantic	2004	So.	74	248
Kelly Shipman, Maryland	1999	Sr.	74	248
Stef Christoferson, Ill.-Chicago	1999	So.	82	248
Christy Serritella, Arizona St.	1990	So.	72	248
Martha Noffsinger, Fresno St.	1989	Jr.	72	248
Natasha Watley, UCLA	2001	So.	68	247
Serita Brooks, Florida St.	2000	Jr.	78	247
Alison McCutcheon, Arizona	1997	Jr.	66	247
Tami Storseth, Washington	1995	Jr.	73	247

BATTING AVERAGE

(Minimum 2.0 at-bats per game played by team and 70 at-bats)

Player, Team	Year	Cl.	G	AB	Hits	Avg.
Sara Graziano, Coastal Caro.	1994	Sr.	59	175	103	.589
Andrea Mollohan, Delaware St.	1993	So.	23	72	42	.583
Stacy Cowen, Manhattan	1991	Jr.	44	160	93	.581
Stacey Morris, Wagner	1991	Sr.	32	108	60	.556
Amanda Michalsky, UTSA	1999	Jr.	50	159	86	.541
Kim Durce, Alcorn St.	1997	So.	32	89	48	.539
Koteria Harris, Alcorn St.	1997	So.	38	121	65	.537
Alison McCutcheon, Arizona	1997	Jr.	66	247	132	.534
Stacey Nuveman, UCLA	2002	Sr.	64	157	83	.529
Doyla Morales, Grambling	1986	So.	24	80	42	.525
Lauren Wible, Bucknell	2005	Jr.	38	103	54	.524
Kelly Knight, Delaware St.	1995	Sr.	27	94	49	.521
La'Tosha Williams, Delaware St.	1993	Fr.	27	94	49	.521
Tanisha Kemp, Morgan St.	1998	Jr.	33	106	55	.519
Jennifer Brundage, UCLA	1995	Sr.	56	168	87	.518
Lesley Hill, Alcorn St.	1998	Sr.	33	85	44	.518
Jen Weaver, Towson	1996	Sr.	32	109	56	.514
Crystal Boyd, Hofstra	1992	So.	43	148	76	.514
Caitlin Lowe, Arizona	2005	So.	57	196	100	.510
Lisa Fernandez, UCLA	1993	Sr.	54	157	80	.510
Nina Lindenberg, Fresno St.	1996	So.	62	195	99	.508
Anna Smith, Ohio St.	2002	Sr.	69	207	105	.507
Kelly Knight, Delaware St.	1993	Jr.	27	103	52	.505
Amy Chellevold, Arizona	1994	Jr.	67	242	122	.504

RUNS PER GAME

(Minimum 30 runs)

Player, Team	Year	Cl.	G	R	Avg.
Tamara Square, Southern U.	1997	Fr.	30	61	2.03
La'Tosha Williams, Delaware St.	1994	So.	23	43	1.87
Christina Lymus, Southern U.	1997	So.	33	59	1.79
Shay Fields, Alabama St.	1998	Fr.	47	82	1.74
Kim Migliore, Niagara	1982	Jr.	20	34	1.70
Erika Yearby, Southern U.	1997	Jr.	29	49	1.69
Angel McNamara, Morgan St.	1994	Jr.	28	47	1.68
Jackie Hunt, Delaware St.	1992	Jr.	25	41	1.64
Kim Durce, Alcorn St.	1998	Jr.	32	52	1.63
Antoinette Purvis, Alcorn St.	1998	Sr.	32	52	1.63
Mershon Smith, Southern U.	1997	Sr.	28	45	1.61
Cynthia Hoskins, Southern U.	1997	Sr.	30	48	1.60
Lesley Hill, Alcorn St.	1998	Sr.	33	52	1.58
Andrea Mollohan, Delaware St.	1993	So.	23	36	1.57
Bertha Grimes, Mississippi Val.	1998	Sr.	41	64	1.56
Kelly Knight, Delaware St.	1993	Jr.	27	42	1.56
La'Tosha Williams, Delaware St.	1993	Fr.	27	42	1.56

RUNS

Player, Team	Year	Cl.	G	R
Jenny Dalton, Arizona	1995	Jr.	72	101
Alison McCutcheon, Arizona	1998	Sr.	71	97
Kelly Kretschman, Alabama	1998	Fr.	67	94
Amy Chellevold, Arizona	1995	Sr.	72	89
Leah O'Brien, Arizona	1995	Jr.	72	88
Amy Chellevold, Arizona	1994	Jr.	67	88
Alison McCutcheon, Arizona	1997	Jr.	66	86
Jenny Dalton, Arizona	1996	Sr.	67	84
Iyhia McMichael, Mississippi St.	2004	Sr.	65	83
Kelly Kretschman, Alabama	2000	Jr.	80	83
Crissy Buck, UCLA	1999	Fr.	69	82
Shay Fields, Alabama St.	1998	Fr.	47	82
Lauren Bauer, Arizona	2001	Sr.	69	81
Keisha Shepperson, East Caro.	2000	Jr.	77	79
Nicole Barber, Georgia	2003	Jr.	71	78
Edel Leyden, Ill.-Chicago	1999	Fr.	83	78
Danyele Gomez, La.-Lafayette	2006	Sr.	62	77
Amber Jackson, Bethune-Cookman	2005	Jr.	68	77
Caitlin Lowe, Arizona	2004	Fr.	61	76
Natasha Watley, UCLA	2001	So.	68	75
Laura Espinoza, Arizona	1995	Sr.	72	75
Jessica Moore, Liberty	2006	Jr.	63	74
Kellie Middleton, Georgia	2006	Jr.	69	74
Bridget Jackson, Tennessee	1996	Jr.	68	74
Jenny Dalton, Arizona	1994	So.	67	74

HITS

Player, Team	Year	Cl.	G	Hits
Alison McCutcheon, Arizona	1997	Jr.	66	132
Tiff Tootle, South Carolina	1992	Jr.	67	123
Amy Chellevold, Arizona	1994	Jr.	67	122
Alison McCutcheon, Arizona	1998	Sr.	71	117
Robyn Yorke, Fresno St.	1995	So.	69	114
Denelle Hicks, Campbell	1995	Jr.	71	113
Natasha Watley, UCLA	2002	Jr.	64	112
Amy Chellevold, Arizona	1995	Sr.	72	112
Sarah Fekete, Tennessee	2006	Sr.	73	110
Laura Berg, Fresno St.	1998	Sr.	63	108
Lindsay Schutzler, Tennessee	2005	So.	82	107
Anna Smith, Ohio St.	2002	Sr.	69	105
Nicole Barber, Georgia	2002	So.	76	105
Lauren Bauer, Arizona	2001	Sr.	69	104
Laura Berg, Fresno St.	1997	Jr.	69	104
Christie Ambrosi, UCLA	1999	Jr.	68	103
Sara Graziano, Coastal Caro.	1994	Sr.	59	103
Shanita Black, Ga. Southern	2006	Sr.	70	102
Cameron Astiazaran, Ill.-Chicago	2005	Jr.	67	102
Natasha Watley, UCLA	2003	Sr.	61	102
Kelly Kretschman, Alabama	2000	Jr.	80	102
Ameka McDougald, East Caro.	2000	Sr.	72	102
Robyn Yorke, Fresno St.	1997	Sr.	67	102
Natasha Watley, UCLA	2001	So.	68	101
Laura Espinoza, Arizona	1995	Sr.	72	101
Leah O'Brien, Arizona	1995	Jr.	72	101
Laura Berg, Fresno St.	1995	So.	69	101
Amy Timmel, Utah	1994	Sr.	62	101

DOUBLES PER GAME

(Minimum 11 doubles)

Player, Team	Year	Cl.	G	2B	Avg.
Veronica Harris, Chicago St.	1987	Jr.	20	11	0.55
Kellie Cookus, Rhode Island	1997	Jr.	46	25	0.54
Stephanie Hillendahl, Prairie View	1998	Fr.	37	19	0.51
Cortney Mitchell, Middle Tenn.	2003	Jr.	54	27	0.50
Darleen Anderson, Iona	1992	Fr.	35	17	0.49
Kelli Bruce, La.-Lafayette	1998	Jr.	50	24	0.48
Kristi Strange, Western Mich.	2006	Jr.	48	23	0.48
Jamie Hahn, Virginia	1996	Sr.	40	19	0.47
Nicki Robbins, Army	2001	Jr.	38	18	0.47
Ebony Stevenson, Jackson St.	2006	So.	53	25	0.47
Jen Weaver, Towson	1996	Sr.	32	15	0.47
Nina Lindenberg, Fresno St.	1996	So.	62	29	0.47
Barbara Moody, Pacific	2002	Jr.	60	28	0.47
Maureen Shea, Iona	1990	So.	28	13	0.46
Sue Duke, Vermont	1994	Sr.	39	18	0.46
Sherry Johnson, Coastal Caro.	1994	Jr.	59	27	0.46
Magan Luring, Chattanooga	1998	Fr.	55	25	0.45
Mandy Pfeiffer, Princeton	1997	Sr.	44	20	0.45
Cathy Frohnheiser, Furman	1993	Jr.	55	25	0.45
Charisse Thompson, Hampton	2000	So.	53	24	0.45
Jori Epler, Jacksonville St.	1998	Sr.	42	19	0.45
Missy Brodie, Western Ill.	1993	Sr.	42	19	0.45
Lisa Buckley, Fordham	1995	Sr.	38	17	0.45
Kathy Andrade, Fordham	1995	Jr.	38	17	0.45

DOUBLES

Player, Team	Year	Cl.	G	2B
Nina Lindenberg, Fresno St.	1996	So.	62	29
Barbara Moody, Pacific	2002	Jr.	60	28
Cameron Astiazaran, Ill.-Chicago	2005	Sr.	67	27
Cortney Mitchell, Middle Tenn.	2003	Jr.	54	27
Lindsay Wood, Georgia Tech	2002	Jr.	66	27
Sara Pickering, Washington	1997	Sr.	69	27
Sherry Johnson, Coastal Caro.	1994	Jr.	59	27
Kate Manuse, East Caro.	2004	Jr.	72	26
Jaclyn Holden, North Carolina	2003	Fr.	63	26
Angela Cervantez, Fresno St.	1999	Jr.	74	26
Mandy Pfeiffer, Princeton	1995	So.	61	26
Ebony Stevenson, Jackson St.	2006	So.	53	25
Cortney Mitchell, Middle Tenn.	2004	Sr.	58	25
Cameron Astiazaran, Ill.-Chicago	2004	So.	59	25
Melinda McDonald, Jacksonville St.	2004	Jr.	61	25
Rosie Leutzinger, Washington	2000	Sr.	70	25
Edel Leyden, Ill.-Chicago	1999	Fr.	83	25
Megan Luring, Chattanooga	1998	Fr.	55	25
Trisha Dean, St. Mary's (Cal.)	1998	So.	60	25
Kellie Cookus, Rhode Island	1997	Jr.	46	25
Cathy Frohnheiser, Furman	1993	Jr.	55	25

TRIPLES PER GAME

(Minimum seven triples)

Player, Team	Year	Cl.	G	3B	Avg.
Vi Lovello, Connecticut	1983	Fr.	28	10	0.36
Andrea Mollohan, Delaware St.	1993	So.	23	8	0.35

Player, Team	Year	Cl.	G	3B	Avg.
Renee Drozynski, Robert Morris	1987	Sr.	24	8	0.33
Elisha Carter, Coppin St.	2000	Fr.	29	9	0.31
Carol Fultz, Penn St.	1983	So.	30	9	0.30
Holly Schmillen, Colorado St.	1999	So.	41	12	0.29
Barb Marean, Massachusetts	1992	Sr.	55	16	0.29
Mickie Paul, Augusta St.	1988	Jr.	38	11	0.29
Beth Iwamoto, Boston U.	1994	Fr.	45	13	0.29
Karrie Irvin, Southern Ill.	1993	Sr.	46	13	0.28
Sue Luttrell, Wichita St.	1982	Jr.	32	9	0.28
Jennifer Egan, Monmouth	1995	So.	57	16	0.28
Ton Thompson, Alcorn St.	2003	Fr.	25	7	0.28
Jennifer Drum, Manhattan	1992	Fr.	43	12	0.28
Vicki Bartolucci, Connecticut	1988	So.	47	13	0.28
Dianna Korcak, Jacksonville	2004	Sr.	64	17	0.27
Stacy Trice, St. Francis (Pa.)	1998	Sr.	49	13	0.27
Queydreka Shumpert, Mississippi Val.	2003	Jr.	46	12	0.26
Mary McGrath, La Salle	1991	Sr.	47	12	0.26
Buffy Bright, Tennessee Tech	1998	Sr.	36	9	0.25
Dana Klug, Illinois St.	1989	Sr.	52	13	0.25

TRIPLES

Player, Team	Year	Cl.	G	3B
Dianna Korcak, Jacksonville	2004	Sr.	64	17
Jennifer Egan, Monmouth	1995	So.	57	16
Barb Marean, Massachusetts	1992	Sr.	55	16
Tricia Popowski, South Carolina	1991	Sr.	64	15
Marci Pratt, Southern Utah	2006	Jr.	66	14
Trena Peel, LSU	2002	Sr.	67	14
Stacy Trice, St. Francis (Pa.)	1998	Sr.	49	13
Beth Iwamoto, Boston U.	1994	Fr.	45	13
Karrie Irvin, Southern Ill.	1993	Sr.	46	13
Laura Ramsey, Florida A&M	1991	Fr.	60	13
Christine Parris, UNLV	1990	Jr.	66	13
Dana Klug, Illinois St.	1989	Sr.	52	13
Vicki Bartolucci, Connecticut	1988	So.	47	13
Tricia Popowski, South Carolina	1988	Fr.	60	13

HOME RUNS PER GAME

(Minimum eight home runs)

Player, Team	Year	Cl.	G	3B	Avg.
Laura Espinoza, Arizona	1995	Sr.	72	37	0.51
Danyele Gomez, La.-Lafayette	2006	Sr.	62	30	0.48
Laura Espinoza, Arizona	1994	Jr.	66	30	0.45
Stacey Nuveman, UCLA	1999	So.	69	31	0.45
Caitlin Benyi, UCLA	2004	So.	56	24	0.43
Christy Brownlee, UTSA	2004	Sr.	54	22	0.41
Tanisha Kemp, Morgan St.	1996	Fr.	27	11	0.41
Laura Taylor, Seton Hall	2002	Fr.	45	18	0.40
Michelle Tujaque, Brooklyn	1991	Jr.	20	8	0.40
Lovie Jung, Arizona	2003	Sr.	63	25	0.40
Kristen Rivera, Washington	2003	So.	64	25	0.39
Jenny Dalton, Arizona	1995	Jr.	72	28	0.39
Jessica Rogers, UTSA	2005	Jr.	60	23	0.38
Amanda Michalsky, UTSA	1999	Jr.	50	19	0.38
Oli Keohohou, Brigham Young	2003	Jr.	53	20	0.38
Melanie Denischuk, UMBC	2006	Jr.	64	24	0.38
Deanna Dovak, Rider	2001	Jr.	56	21	0.38
Kelly Kretschman, Alabama	1998	Fr.	67	25	0.37
Jenny Dalton, Arizona	1996	Sr.	67	25	0.37
Amanda Horton, UTSA	2006	Sr.	51	19	0.37
Melissa Rawson, Colgate	2003	Sr.	43	16	0.37
Ali Viola, Nebraska	1998	Sr.	60	22	0.37

HOME RUNS

Player, Team	Year	Cl.	G	HR
Laura Espinoza, Arizona	1995	Sr.	72	37
Stacey Nuveman, UCLA	1999	So.	69	31
Danyele Gomez, La.-Lafayette	2006	Sr.	62	30
Laura Espinoza, Arizona	1994	Jr.	66	30
Jenny Dalton, Arizona	1995	Jr.	72	28
Stephanie Best, UCF	2005	Sr.	77	26
Lovie Jung, Arizona	2003	Sr.	63	25
Kristen Rivera, Washington	2003	So.	64	25
Toni Mascarenas, Arizona	2001	Sr.	68	25
Kelly Kretschman, Alabama	1998	Fr.	67	25
Leah Braatz, Arizona	1998	Sr.	70	25
Jenny Dalton, Arizona	1996	Sr.	67	25
Melanie Denischuk, UMBC	2006	Jr.	64	24
Whitney Haller, Georgia Tech	2006	Fr.	70	24
Caitlin Benyi, UCLA	2004	So.	56	24
Jenny Topping, Washington	2000	Fr.	67	24
Jessica Rogers, UTSA	2005	Jr.	60	23
Christina Clark, Fresno St.	2004	Fr.	68	23
Jaime Clark, Washington	2000	Fr.	71	23
Stephanie Little, Cal St. Fullerton	1999	Sr.	64	23
Serena Settlemier, Kansas	2006	Sr.	62	22
Christy Brownlee, UTSA	2004	Sr.	54	22
Tairia Mims, UCLA	2003	Sr.	61	22
Ali Viola, Nebraska	1998	Sr.	60	22

SLUGGING PERCENTAGE

(Minimum 2.0 at-bats per game played by team and 70 at-bats)

Player, Team	Year	Cl.	G	AB	TB	Pct.
Stacey Nuveman, UCLA	2002	Sr.	64	157	164	1.045
Lovie Jung, Arizona	2003	Sr.	63	178	182	1.022
Amanda Michalsky, UTSA	1999	Jr.	50	159	162	1.019
Stacey Nuveman, UCLA	1999	So.	69	184	187	1.016
Oli Keohohou, Brigham Young	2003	Jr.	53	129	131	1.016
Sara Graziano, Coastal Caro.	1994	Sr.	59	175	176	1.006
Laura Espinoza, Arizona	1995	Sr.	72	231	232	1.004
Oli Keohohou, Brigham Young	2001	Fr.	60	144	143	.993
Kim Durce, Alcorn St.	1997	So.	32	89	88	.989
Tanisha Kemp, Morgan St.	1996	Fr.	27	83	82	.988
Andrea Mollohan, Delaware St.	1993	So.	23	72	71	.986
Kelly Kretschman, Alabama	1998	Fr.	67	215	211	.981
Tanisha Kemp, Morgan St.	1998	Jr.	33	106	104	.981
Vickie Lamb, Seton Hall	1999	Jr.	47	119	116	.975
Jenny Dalton, Arizona	1996	Sr.	67	179	173	.966
Jenny Topping, Washington	2000	Fr.	67	176	169	.960
Danyele Gomez, La.-Lafayette	2006	Sr.	62	208	199	.957
Stacey Morris, Wagner	1991	Sr.	32	108	103	.954
Melissa Rawson, Colgate	2003	Sr.	43	130	123	.946
Koteria Harris, Alcorn St.	1997	So.	38	121	114	.942
Kim Rondina, UNLV	1997	Sr.	48	119	112	.941
Stacey Porter, Hawaii	2003	Jr.	60	167	157	.940
Renee Drozynski, Robert Morris	1987	Sr.	24	74	69	.932

RUNS BATTED IN PER GAME

(Minimum 30 runs batted in)

Player, Team	Year	Cl.	G	RBI	Avg.
Erika Yearby, Southern U.	1997	Jr.	29	53	1.83
Laura Espinoza, Arizona	1995	Sr.	72	128	1.78
Kim Durce, Alcorn St.	1997	So.	32	54	1.69
Koteria Harris, Alcorn St.	1998	Jr.	33	55	1.67
Jenny Dalton, Arizona	1996	Sr.	67	109	1.63
Michelle Tujague, Brooklyn	1991	Jr.	20	32	1.60
Danielle Yearick, Manhattan	1991	Fr.	44	70	1.59
Tanisha Kemp, Morgan St.	1998	Jr.	33	52	1.58
Dominique Leach, Alcorn St.	1998	Jr.	34	52	1.53
Andrea Mollohan, Delaware St.	1993	So.	23	34	1.48
Kelly Knight, Delaware St.	1995	Sr.	27	39	1.44
Laura Espinoza, Arizona	1994	Jr.	66	95	1.44
Leticia Pineda, Arizona	1996	So.	67	96	1.43
Leah Braatz, Arizona	1998	Sr.	70	100	1.43
Sara Graziano, Coastal Caro.	1994	Sr.	59	84	1.42
Koteria Harris, Alcorn St.	1997	So.	38	54	1.42

RUNS BATTED IN

Player, Team	Year	Cl.	G	RBI
Laura Espinoza, Arizona	1995	Sr.	72	128
Jenny Dalton, Arizona	1996	Sr.	67	109
Leah Braatz, Arizona	1998	Sr.	70	100
Jenny Dalton, Arizona	1995	Jr.	72	98
Leticia Pineda, Arizona	1996	So.	67	96
Laura Espinoza, Arizona	1994	Jr.	66	95
Stacey Nuveman, UCLA	1999	So.	69	91
Jenny Dalton, Arizona	1994	So.	67	91
Jenny Topping, Washington	2000	Fr.	67	90
Toni Mascarenas, Arizona	2001	Sr.	68	84
Sara Graziano, Coastal Caro.	1994	Sr.	59	84
Melanie Denischuk, UMBC	2006	Jr.	64	82
Ianeta Le'i, Brigham Young	2006	Sr.	65	82
Holly Groves, South Fla.	2004	Sr.	72	82
Lovie Jung, Arizona	2003	Sr.	63	79
Alana Addison, La.-Lafayette	2001	Jr.	61	79
Sherry Johnson, Coastal Caro.	1994	Jr.	59	79
Samantha Iuli, Ill.-Chicago	1999	Jr.	79	78
Leah Braatz, Arizona	1997	Jr.	65	78
Kristi Durant, Tennessee	2005	Jr.	82	77
Nina Lindenberg, Fresno St.	1998	Sr.	63	77
Bridget Jackson, Tennessee	1996	Jr.	68	77
Jaime Clark, Washington	2002	Jr.	64	75
Leah Braatz, Arizona	1994	Fr.	67	75

STOLEN BASES PER GAME

(Minimum 20 stolen bases)

Player, Team	Year	Cl.	G	SB	Avg.
La'Tosha Williams, Delaware St.	1995	Jr.	26	50	1.92
Angel McNamara, Morgan St.	1994	Jr.	28	48	1.71
La'Tosha Williams, Delaware St.	1994	So.	23	38	1.65
Terry Durkin, Yale	1983	Jr.	17	27	1.59
La'Tosha Williams, Delaware St.	1997	Sr.	29	43	1.48
Fornestra Hamer, Mississippi Val.	2000	Sr.	34	48	1.41
Michelle Ward, East Caro.	1993	Jr.	54	73	1.35
Michelle Ward, East Caro.	1994	Sr.	61	80	1.31
Sharon Williams, Delaware St.	1994	Fr.	22	28	1.27
Shalawn Phillips, Grambling	1997	Sr.	41	52	1.27
Kathy Ching, Yale	1997	Fr.	52	64	1.23
Laura Crowder, East Caro.	1992	Sr.	57	69	1.21
Latresha Williams, Prairie View	2000	Sr.	49	59	1.20
Carolyn Hutchings, Prairie View	2001	Jr.	42	50	1.19
Cora Williams, Morgan St.	1994	So.	29	33	1.14
Marie Hart, Alcorn St.	2000	Jr.	33	37	1.12
Johnnie Smith, UNC Wilmington	1990	Sr.	50	56	1.12
Gina Freeman, South Carolina St.	1996	Sr.	42	47	1.12
Sheri Jernigan, UNC Wilmington	1992	Sr.	44	49	1.11
La'Tosha Williams, Delaware St.	1993	Fr.	27	30	1.11
Danielle Cox, Florida St.	1999	Sr.	66	73	1.11

STOLEN BASES

Player, Team	Year	Cl.	G	SB
Michelle Ward, East Caro.	1994	Sr.	61	80
Nicole Barber, Georgia	2002	So.	76	73
Danielle Cox, Florida St.	1999	Sr.	66	73
Michelle Ward, East Caro.	1993	Jr.	54	73
Nicole Barber, Georgia	2003	Jr.	71	71
Shamalene Wilson, Florida St.	1996	Sr.	72	69
Laura Crowder, East Caro.	1992	Sr.	57	69
Alison McCutcheon, Arizona	1998	Sr.	71	67
Kathy Ching, Yale	1997	Fr.	52	64
Missy Calkins, Florida St.	1997	Sr.	65	61
Nicole Barber, Georgia	2004	Sr.	72	59
Latresha Williams, Prairie View	2000	Sr.	49	59
Angie Marzetta, Washington	1993	Jr.	58	59
Ashley Purcell, George Mason	2004	Fr.	59	58
Ameka McDougald, East Caro.	2000	Sr.	72	58
Tiffany Tolleson, North Carolina	2002	Jr.	64	57
Chrystal Stevens, Southern Miss.	2000	So.	76	57
Nicole Barber, Georgia	2001	Fr.	59	56
Jessica Falca, Coastal Caro.	1999	Sr.	54	56
Jessica Falca, Coastal Caro.	1996	Fr.	57	56
Johnnie Smith, UNC Wilmington	1990	Sr.	50	56
Serita Brooks, Florida St.	2001	Sr.	68	55
Sarina Noack, Northwestern St.	2006	Sr.	53	54
Brandi Stuart, Florida St.	2002	Jr.	55	54
Tiffany Tolleson, Stetson	2000	Fr.	58	54
Myssi Calkins, Florida St.	1996	Jr.	72	54
Julie Thomas, Sam Houston St.	1988	Sr.	66	54

STOLEN-BASE PERCENTAGE

(Best perfect seasons; minimum 0.5 attempts per game played by team)

Player, Team	Year	Cl.	G	SB	SBA	Pct.
Angel McNamara, Morgan St.	1994	Jr.	28	48	48	1.000
Gina Freeman, South Carolina St.	1996	Sr.	42	47	47	1.000
Amy Pezdek, La.-Monroe	1998	Sr.	57	41	41	1.000
Sandy Hanks, Louisiana Tech	1995	Sr.	50	38	38	1.000
Leigh Irwin, UNC Greensboro	2000	Jr.	65	36	36	1.000
Kamilah Johnson, Bethune-Cookman	1997	Fr.	42	36	36	1.000
Tara Stine, Lehigh	1999	Jr.	51	35	35	1.000
Ashley Reed, Grambling	1997	Sr.	38	35	35	1.000
Cora Williams, Morgan St.	1994	So.	29	33	33	1.000
Candice Molinari, Massachusetts	2005	So.	53	31	31	1.000
Kamilah Johnson, Bethune-Cookman	1998	So.	49	29	29	1.000
Sharon Williams, Delaware St.	1994	Fr.	22	28	28	1.000
Kelly Thayer, Western Mich.	1992	Sr.	55	28	28	1.000
Kristen Briggs, Vermont	1995	So.	37	27	27	1.000
Laura Crowder, East Caro.	1991	Jr.	40	27	27	1.000
Carlene Smith, Winthrop	1990	So.	53	27	27	1.000
Haley Gaddis, Texas St.	1999	So.	64	26	26	1.000
Monica Roberts, Bethune-Cookman	1995	Jr.	28	26	26	1.000

BASES ON BALLS PER GAME

(Minimum 20 bases on balls)

Player, Team	Year	Cl.	G	BB	Avg.
Veronica Nelson, California	2003	Sr.	66	107	1.62
Veronica Nelson, California	2002	Jr.	73	108	1.48
Sue Rosch, Siena	1988	Sr.	16	23	1.44
Fallon Dorsey, Mississippi Val.	2001	Fr.	30	40	1.33
Annmarie Sabato, Brooklyn	1991	Jr.	23	30	1.30
Veronica Nelson, California	2001	So.	72	93	1.29
La'Tosha Williams, Delaware St.	1997	Sr.	29	37	1.28
Oli Keohohou, Brigham Young	2002	So.	53	67	1.26
Terry Durkin, Yale	1983	Jr.	17	21	1.24
Oli Keohohou, Brigham Young	2001	Fr.	60	73	1.22
Kristen Rivera, Washington	2005	Sr.	57	68	1.19
Veronica Nelson, California	2000	Fr.	74	87	1.18
Jenna Hall, Illinois	2006	Sr.	53	60	1.13
Oli Keohohou, Brigham Young	2003	Jr.	53	60	1.13
Tiffani Davis, Delaware St.	1992	Fr.	23	26	1.13
Stacey Nuveman, UCLA	2002	Sr.	64	69	1.08
Lanessa Jackson, Grambling	1999	Fr.	43	45	1.05
Donna Frey, St. Peter's	1987	Jr.	23	24	1.04
Sandy Stringfellow, Canisius	1986	Jr.	27	28	1.04
Maria Grosso, Colgate	1989	Sr.	29	30	1.03
Carol Gargiulo, St. Francis (N.Y.)	1992	Fr.	30	31	1.03
Antoinette Purvis, Alcorn St.	1998	Sr.	32	33	1.03
Angela Oliver, Mississippi Val.	1999	Sr.	34	35	1.03
Heather Field, Virginia	2004	Sr.	64	64	1.00
Amanda Koldjeski, Marist	2000	Jr.	46	46	1.00
Maureen Klee, Maryland	1995	So.	42	42	1.00
Dominique Leach, Alcorn St.	1998	Jr.	34	34	1.00
Carole Gonglewski, Canisius	1983	Jr.	20	20	1.00

BASES ON BALLS

Player, Team	Year	Cl.	G	BB
Veronica Nelson, California	2002	Jr.	73	108
Veronica Nelson, California	2003	Sr.	66	107
Veronica Nelson, California	2001	So.	72	93
Veronica Nelson, California	2000	Fr.	74	87
Stacey Nuveman, UCLA	2001	Jr.	68	77
Oli Keohohou, Brigham Young	2001	Fr.	60	73
Stacey Nuveman, UCLA	2002	Sr.	64	69
Kristen Rivera, Washington	2005	Sr.	57	68
Heather Field, Virginia	2004	Sr.	64	64
Tarrah Beyster, Oregon St.	1999	Jr.	71	64
Jenny Dalton, Arizona	1996	Sr.	67	64
Jenna Hall, Illinois	2006	Sr.	53	60
Oli Keohohou, Brigham Young	2003	Jr.	53	60
Stephanie Best, UCF	2005	Sr.	77	59
Leslie Barron, Chattanooga	2004	Jr.	70	59
Jenny Dalton, Arizona	1995	Jr.	72	59
Oli Keohohou, Brigham Young	2002	So.	53	57
Kathy Moore, New Mexico	2001	Sr.	61	57
Nicole Myers, Fla. Atlantic	2001	Jr.	67	57
Jenny Topping, Cal St. Fullerton	2001	So.	62	56
Adrienne Ratajczak, Pacific	2001	Sr.	63	56
Kim DePaul, Washington	2000	Jr.	71	56
Jenny Topping, Washington	2000	Fr.	67	56
Michelle Venturella, Indiana	1994	Jr.	65	56

INTENTIONAL BASES ON BALLS

Player, Team	Year	Cl.	G	IBB
Stacey Nuveman, UCLA	2001	Jr.	68	28
Stacey Nuveman, UCLA	1999	So.	69	24
Stacey Nuveman, UCLA	2002	Sr.	64	23
Kristen Rivera, Washington	2004	Jr.	59	19
Tarrah Beyster, Oregon St.	1999	Jr.	71	18
Tarrah Beyster, Oregon St.	1998	So.	53	16
DeDe Justice, Mississippi	2004	Jr.	52	15
Kristen Rivera, Washington	2003	So.	64	15
Garland Cooper, Northwestern	2006	Jr.	65	12
Monica Triner, South Fla.	1999	Sr.	68	12
Megan Evans, Virginia Tech	2005	Sr.	69	11
Kristen Dennis, Virginia	2002	Sr.	67	11
Jenny Topping, Washington	2000	Fr.	67	11
Melanie Denischuk, UMBC	2006	Jr.	64	10
Kristen Rivera, Washington	2002	Fr.	64	9
Katie Shimon, Drake	2004	Sr.	49	8
Holly Lee, Coastal Caro.	2003	Jr.	53	7
Erin Beach, Arizona St.	2002	Sr.	66	7
Ashlee Ducote, LSU	2000	Sr.	71	7
Garland Cooper, Northwestern	2004	Fr.	54	6
Kristie Pickeral, UMBC	2004	Jr.	59	6
Phelan Wright, Arizona St.	2004	Sr.	64	6
Stephanie Hill, LSU	2004	So.	68	6
Kristie Pickeral, UMBC	2003	So.	62	6
Stacey Nuveman, UCLA	1997	Fr.	63	6

HIT BY PITCH PER GAME

Player, Team	Year	Cl.	G.	HBP	Avg.
Christine Echols, Louisiana Tech	2006	Jr.	47	25	0.53
Michelle Reeve, Centenary (La.)	1998	Sr.	64	33	0.52
Rachel Fleitell, Brown	2004	So.	39	18	0.46
Crystal Lambert, IUPUI	2000	Jr.	51	23	0.45
Marian Davis, Ohio	2006	Jr.	61	26	0.43
Rachel Fleitell, Brown	2005	Jr.	32	13	0.41
Shanika Mitchell, South Carolina St.	2004	Sr.	43	16	0.37
Tricia Lilley, Purdue	2006	Sr.	59	21	0.36
Crystal Vieyra, Cal St. Fullerton	2006	So.	57	19	0.33
Ashley Rios, Albany (N.Y.)	2005	Jr.	48	16	0.33
Crystal Vieyra, Cal St. Fullerton	2005	Fr.	51	17	0.33
Crystal Lambert, IUPUI	2001	Sr.	52	17	0.33
Alizia Lanzieri, Iona	2005	Sr.	43	14	0.33
Michelle McCrady, Morehead St.	2005	Sr.	50	15	0.30
D.J. Delong, Bowling Green	2005	Fr.	47	14	0.30

HIT BY PITCH

Player, Team	Year	Cl.	G	HBP
Cheryl Wyrick, Liberty	2000	–	62	44
Michelle Reeve, Centenary (La.)	1998	Sr.	64	33
Marian Davis, Ohio	2006	Jr.	61	26
Christine Echols, Louisiana Tech	2006	Jr.	47	25
Crystal Lambert, IUPUI	2000	Jr.	51	23
Tricia Lilley, Purdue	2006	Sr.	59	21
Crystal Vieyra, Cal St. Fullerton	2006	So.	57	19
Liane Horiuchi, Tennessee	2006	Fr.	71	18
Rachel Fleitell, Brown	2004	So.	39	18
Crystal Vieyra, Cal St. Fullerton	2005	Fr.	51	17
Julie Milner, Georgia	2004	Sr.	72	17
Becky McMurtry, La.-Lafayette	2002	Jr.	63	17
Crissy Buck, UCLA	2002	Sr.	62	17
Crystal Lambert, IUPUI	2001	Sr.	52	17
Vanessa Mejia, Long Island	2006	So.	55	16
Meghan Cooper, Kentucky	2006	Sr.	57	16
Camille Harris, LSU	2006	Sr.	69	16
Kellie Middleton, Georgia	2006	Jr.	69	16
Ashley Rios, Albany (N.Y.)	2005	Jr.	48	16
Jane Stein, Stony Brook	2005	Sr.	58	16
Jenny Doezie, DePaul	2005	Sr.	66	16
Saskia Roberson, DePaul	2005	Sr.	66	16
Shanika Mitchell, South Carolina St.	2004	So.	43	16
Katie Evans, A&M-Corpus Christi	2004	Sr.	58	16
Ashley Godfrey, Georgia	2004	So.	70	16
Leneah Manuma, Arizona	2002	So.	67	16

Pitching

GAMES

Player, Team	Year	Cl.	G
Monica Abbott, Tennessee	2005	So.	69
Courtney Blades, Southern Miss.	2000	Sr.	66
Kristin Arbogast, Utah	2000	Jr.	64
Jessica Acord, Santa Clara	1994	Fr.	64
Monica Abbott, Tennessee	2006	Jr.	62
Sally Wood, Indiana	1983	Sr.	62
Carol Lauer, La.-Monroe	1992	Fr.	61
Katie Wiese, Oregon	1989	Fr.	61
Julie Carpenter, Texas A&M	1988	Jr.	61
Rhonda Wheatley, Cal Poly Pomona	1985	So.	61
Rhonda Wheatley, Cal Poly Pomona	1987	Sr.	60
Monica Abbott, Tennessee	2004	Fr.	59
Leigh Ann Ellis, South Fla.	2003	Jr.	58
Leslie Malerich, Florida St.	2000	So.	58
Sarah Dawson, La.-Monroe	1997	Sr.	58
Debbie Nichols, Louisiana Tech	1988	So.	58
Tiffany McDonald, Florida St.	2006	So.	57
Megan Matthews, South Carolina	1999	Fr.	57
Jaclyn Story, Middle Tenn.	1997	Fr.	57
Terri McFarland, Iowa	1990	So.	57
Debby Day, Texas-Arlington	1988	Fr.	57
Shelly Laird, Alabama	2000	So.	56
Kristen Voak, Arizona St.	2000	So.	56
Courtney Blades, Southern Miss.	1999	Jr.	56
Holly Yost, California	1997	So.	56
Debbie Nichols, Louisiana Tech	1989	Jr.	56

GAMES STARTED

Player, Team	Year	Cl.	GS
Jessica Acord, Santa Clara	1994	Fr.	63
Julie Carpenter, Texas A&M	1988	Jr.	61

Tennessee Sports Information

Monica Abbott returns for her senior year with Tennessee, and already is in the Division I records in many pitching categories. She set the high mark for games pitched with 69 in 2005 and her 34 shutouts that season ranks second. She also holds three of the top seven single-season strikeout totals, and enters the 2007 season ranked fourth in career strikeouts and shutouts.

Player, Team	Year	Cl.	GS
Courtney Blades, Southern Miss.	2000	Sr.	60
Kristin Arbogast, Utah	2000	Jr.	59
Rhonda Wheatley, Cal Poly Pomona	1985	So.	59
Debbie Nichols, Louisiana Tech	1988	So.	58
Monica Abbott, Tennessee	2005	So.	56
Courtney Blades, Southern Miss.	1999	Jr.	56
Jaclyn Story, Middle Tenn.	1997	Fr.	56
Debbie Nichols, Louisiana Tech	1989	Jr.	56
Dana Mitchell, Texas A&M	1989	Fr.	55
Sarah Dawson, La.-Monroe	1997	Sr.	54
Erin Carter, New Mexico St.	1991	Fr.	54
Katie Wiese, Oregon	1989	Fr.	53
Rhonda Wheatley, Cal Poly Pomona	1987	Sr.	53
Jenny Parsons, East Caro.	1993	Sr.	52
Karen Rosebrook, Santa Clara	1993	Sr.	52
Monica Abbott, Tennessee	2006	Jr.	51
Maghan Allman, St. John's (N.Y.)	2002	Fr.	51
Kristin Voak, Arizona St.	2000	So.	51
Jenny Parsons, East Caro.	1992	Jr.	51
Lisa Kemme, Winthrop	1990	Jr.	51

COMPLETE GAMES

Player, Team	Year	Cl.	GS
Julie Carpenter, Texas A&M	1988	Jr.	61
Debbie Nichols, Louisiana Tech	1988	So.	58
Dana Mitchell, Texas A&M	1989	Fr.	53
Sarah Dawson, La.-Monroe	1997	Sr.	50
Lisa Kemme, Winthrop	1990	Jr.	50
Debbie Nichols, Louisiana Tech	1989	Jr.	50
Jaclyn Story, Middle Tenn.	1997	Fr.	48
Karen Rosebrook, Santa Clara	1993	Sr.	48
Monica Abbott, Tennessee	2005	So.	47
Courtney Blades, Southern Miss.	2000	Sr.	46
Jenny Voss, Nebraska	1998	So.	46
Courtney Hankes, Charlotte	1991	Sr.	46
Debbie Nichols, Louisiana Tech	1990	Sr.	46
Melanie Parrent, Fresno St.	1986	So.	45
Monica Abbott, Tennessee	2004	Fr.	44
Kristin Arbogast, Utah	2000	Jr.	44
Tammy Kincaid, Arkansas	1997	Fr.	44
Kerri Blaylock, Evansville	1988	Sr.	44
Debby Day, Texas-Arlington	1988	Fr.	44
Glynda Gauley, La.-Lafayette	1986	So.	44
Rhonda Wheatley, Cal Poly Pomona	1986	Jr.	44

INNINGS

Player, Team	Year	Cl.	IP
Rhonda Wheatley, Cal Poly Pomona	1985	So.	434.1
Julie Carpenter, Texas A&M	1988	Jr.	425.0
Debbie Nichols, Louisiana Tech	1988	So.	410.0
Sarah Dawson, La.-Monroe	1997	Sr.	400.2
Courtney Blades, Southern Miss.	2000	Sr.	399.2
Dana Mitchell, Texas A&M	1989	Fr.	393.0
Monica Abbott, Tennessee	2005	So.	392.0

Southern Mississippi Sports Information

Courtney Blades holds Division I records of 52 wins and 663 strikeouts in a season, both set her senior year at Southern Mississippi in 2000. She also holds the career victories mark, with 151 through her playing days with both the Golden Eagles and Nicholls State.

Player, Team	Year	Cl.	IP
Debbie Nichols, Louisiana Tech	1989	Jr.	389.1
Jessica Acord, Santa Clara	1994	Fr.	388.2
Rhonda Wheatley, Cal Poly Pomona	1986	Jr.	373.0
Kristin Arbogast, Utah	2000	Jr.	369.2
Debby Day, Texas-Arlington	1988	Fr.	363.0
Lisa Kemme, Winthrop	1990	Jr.	361.2
Katie Wiese, Oregon	1989	Fr.	361.2
Jaclyn Story, Middle Tenn.	1997	Fr.	359.1
Melanie Parrent, Fresno St.	1986	So.	356.2
Rhonda Wheatley, Cal Poly Pomona	1987	Sr.	354.2
Monica Abbott, Tennessee	2004	Fr.	352.0
Jamie Southern, Fresno St.	2002	Fr.	351.2
Amanda Renfro, Texas Tech	2001	Sr.	351.1
Monica Abbott, Tennessee	2006	Jr.	345.2
Debbie Nichols, Louisiana Tech	1990	Sr.	344.0

WINNING PERCENTAGE

(Minimum 25 decisions)

Player, Team	Year	Cl.	W	L	Pct.
Jennie Finch, Arizona	2001	Jr.	32	0	1.000
Lisa Fernandez, UCLA	1992	Jr.	29	0	1.000
Rebecca Aase, Florida St.	1992	So.	28	0	1.000
Kathy Van Wyk, Cal St. Fullerton	1982	Sr.	35	1	.972
Courtney Dale, UCLA	1999	So.	33	1	.971
Susie Parra, Arizona	1994	Sr.	33	1	.971
Nancy Evans, Arizona	1998	Sr.	36	2	.947
Nancy Evans, Arizona	1997	Jr.	36	2	.947
Carrie Dolan, Arizona	1995	So.	33	2	.943
Jennie Finch, Arizona	2000	So.	29	2	.935
Jamie Schuttek, Southern Ill.	1997	Sr.	28	2	.933
Keira Goerl, UCLA	2001	Fr.	27	2	.931
Amanda Scarborough, Texas A&M	2005	Fr.	26	2	.929
Lana Moran, Oklahoma	2000	Sr.	26	2	.929
Amy Windmiller, Cal St. Northridge	1994	Sr.	26	2	.929
Susie Parra, Arizona	1992	So.	26	2	.929
Becky Lemke, Arizona	1998	Fr.	25	2	.926
Sara Griffin, Michigan	1998	Sr.	35	3	.921
Lisa Fernandez, UCLA	1993	Sr.	33	3	.917
Kyla Hall, La.-Lafayette	1994	Sr.	31	3	.912
Terry Carpenter, Fresno St.	1991	Jr.	30	3	.909
Kyla Hall, La.-Lafayette	1993	Jr.	29	3	.906
Cat Osterman, Texas	2006	Sr.	38	4	.905
Jennie Ritter, Michigan	2005	Jr.	38	4	.905
Susie Parra, Arizona	1993	Jr.	28	3	.903

VICTORIES

Player, Team	Year	Cl.	W	L	Pct.
Courtney Blades, Southern Miss.	2000	Sr.	52	7	.881
Monica Abbott, Tennessee	2005	So.	50	9	.847
Debbie Nichols, Louisiana Tech	1988	So.	50	8	.862
Rhonda Wheatley, Cal Poly Pomona	1985	So.	48	16	.750
Brooke Mitchell, La.-Lafayette	2004	Jr.	45	5	.900
Monica Abbott, Tennessee	2004	Fr.	45	10	.818
Sarah Dawson, La.-Monroe	1997	Sr.	45	10	.818
Monica Abbott, Tennessee	2006	Jr.	44	10	.815
Leigh Ann Ellis, South Fla.	2004	Sr.	43	8	.843
Courtney Blades, Southern Miss.	1999	Jr.	43	6	.878
Katie Wiese, Oregon	1989	Fr.	42	13	.764
Alicia Hollowell, Arizona	2004	So.	41	4	.911
Debbie Nichols, Louisiana Tech	1989	Jr.	41	13	.759
Alicia Hollowell, Arizona	2003	Fr.	40	5	.889
Keira Goerl, UCLA	2003	Jr.	40	7	.851
Kristin Arbogast, Utah	2000	Jr.	40	19	.678
Jenny Voss, Nebraska	1998	So.	40	9	.816
Julie Carpenter, Texas A&M	1988	Jr.	40	21	.656
Michelle Green, Georgia	2003	So.	39	8	.830
Kristi Hanks, Iowa	2001	Jr.	39	8	.830
Samantha Iuli, Ill.-Chicago	1999	Jr.	39	8	.830
Cat Osterman, Texas	2006	Sr.	38	4	.905
Jennie Ritter, Michigan	2005	So.	38	4	.905
Kristin Schmidt, LSU	2004	Sr.	38	7	.844
Shelley Laird, Alabama	2000	So.	38	7	.844
Jenny Parsons, East Caro.	1992	Jr.	38	13	.745
Sarah Pauly, A&M-Corpus Christi	2005	Sr.	37	7	.841
Peaches James, Nebraska	2004	Sr.	37	9	.804
Jennifer Stewart, Oklahoma	2001	Jr.	37	5	.881

SAVES

Player, Team	Year	Cl.	SV
Kellie Wilkerson, Mississippi St.	2002	Sr.	14
Kacey Marshall, Missouri	1994	Jr.	12
Chrissy Owens, Alabama	2005	Fr.	11
Andrea Vidlund, Oregon	2003	Sr.	11
Christi Curran, Troy	2003	Sr.	11
Nicole Barrett, Florida Int'l	2003	Fr.	11
Carolyn Claypool, Cal Poly Pomona	1985	Jr.	11
Jenny Johnson, Houston	2004	Sr.	10
Lindsey Lang, Wichita St.	2003	Fr.	10
Annie Lewis, Campbell	2001	Sr.	10
Kellie Wilkerson, Mississippi St.	2001	Jr.	10
Desiree Serrano, Arizona St.	2003	Fr.	9
Nicole Sawyer, Maine	2000	Sr.	9
Megan Matthews, South Carolina	1999	Fr.	9
Terri McFarland, Iowa	1990	So.	9
Lori Thompson, Cal Poly Pomona	1987	So.	9
Candi Letts, Creighton	1982	Jr.	9
Amanda Glenn, Northwestern St.	2005	So.	8
Janis Kelley, Centenary (La.)	2004	Jr.	8
Lisa Ferguson, Baylor	2004	Fr.	8
Stephanie Hartman, Youngstown St.	2003	Sr.	8
Amy Harre, Southern Ill.	2002	Fr.	8
Maureen Flynn, UNC Greensboro	2002	Sr.	8
Theresa Hornick, Villanova	2000	Fr.	8
Christy Robitaille, Cal St. Fullerton	2000	So.	8
Kellie Wilkerson, Mississippi St.	1999	Fr.	8
Jennifer Johnson, Minnesota	1997	Sr.	8
Erica Strutz, Michigan St.	1997	Fr.	8
Kelly Nichols, Notre Dame	1996	So.	8
Kelly Nichols, Notre Dame	1995	Fr.	8
Lisa Mountjoy, Bowling Green	1993	So.	8
Suzanne Wiegner, DePaul	1992	Jr.	8
Nora Flores, Alliant Int'l	1990	Jr.	8

EARNED-RUN AVERAGE

(Minimum 100 innings)

Player, Team	Year	Cl.	G	IP	R	ER	ERA
Tracy Compton, UCLA	1983	So.	23	168.0	5	1	0.04
Tracy Compton, UCLA	1985	Sr.	24	167.1	7	2	0.08
Terri Huggins, Adelphi	1984	So.	22	147.0	7	2	0.10
Darlene Lowery, South Carolina	1983	Fr.	27	219.0	18	3	0.10
Debbie Doom, UCLA	1984	Jr.	28	215.0	5	3	0.10
Lisa Fernandez, UCLA	1992	Jr.	30	196.1	7	4	0.14
Bonni Kinne, Western Mich.	1982	Jr.	19	137.1	7	3	0.15
Kathy Van Wyk, Cal St. Fullerton	1982	Sr.	39	278.0	11	7	0.18
Connie Clark, Cal St. Fullerton	1986	Jr.	23	155.1	5	4	0.18
Karen Snelgrove, Missouri	1991	Jr.	36	232.2	19	6	0.18
Karen Snelgrove, Missouri	1992	Sr.	30	191.1	16	5	0.18
Judy Koens, Central Mich.	1982	So.	15	104.0	11	3	0.20
Nina Calcaterra, Evansville	1982	Fr.	18	103.0	21	3	0.20
Tracy Compton, UCLA	1982	Fr.	14	101.2	5	3	0.21
Tami Johnston, Toledo	1985	So.	40	232.0	18	7	0.21
Shelly Berube, Florida St.	1984	Jr.	19	129.0	10	4	0.22
Lisa Martinez, California	1986	Sr.	28	156.1	14	5	0.22
Susan LeFebvre, Cal St. Fullerton	1983	Fr.	44	241.2	27	8	0.23
Judy Koens, Central Mich.	1984	Sr.	18	120.2	20	4	0.23
Kyla Hall, La.-Lafayette	1992	So.	36	240.2	25	8	0.23

SHUTOUTS

Player, Team	Year	Cl.	SHO
Debbie Nichols, Louisiana Tech	1988	So.	36
Monica Abbott, Tennessee	2005	So.	34
Sarah Dawson, La.-Monroe	1997	Sr.	31
Cat Osterman, Texas	2006	Sr.	28
Courtney Blades, Southern Miss.	2000	Sr.	28
Lisa Fernandez, UCLA	1993	Sr.	28
Amanda Scott, Fresno St.	2000	Sr.	27
Michele Granger, California	1992	Jr.	26
Amy Unterbrink, Indiana	1986	Sr.	26
Kathy Van Wyk, Cal St. Fullerton	1982	Sr.	26
Monica Abbott, Tennessee	2006	Jr.	25
Michele Granger, California	1991	So.	25
Susan LeFebvre, Cal St. Fullerton	1986	Sr.	25
Monica Abbott, Tennessee	2004	Fr.	24
Trinity Johnson, South Carolina	1997	Sr.	24
Stacey Johnson, Louisiana Tech	1986	Sr.	24
Debbie Doom, UCLA	1984	Jr.	24
Lori Stoll, Texas A&M	1983	Sr.	24
Keira Goerl, UCLA	2003	Jr.	23
Britni Sneed, LSU	2002	Sr.	23
Danielle Henderson, Massachusetts	1998	Jr.	23
Michele Granger, California	1993	Sr.	23
Toni Gutierrez, Florida St.	1992	Jr.	23
Lisa Longaker, UCLA	1988	So.	23
Rhonda Wheatley, Cal Poly Pomona	1985	So.	23

STRIKEOUT RATIO

(Strikeouts per seven innings; minimum 100 innings)

Player, Team	Year	Cl.	SO	IP	Avg.
Cat Osterman, Texas	2006	Sr.	630	286.0	15.42
Cat Osterman, Texas	2005	Jr.	593	272.2	15.22
Cat Osterman, Texas	2003	So.	488	242.2	14.08
Danielle Henderson, Massachusetts	1999	Sr.	465	234.0	13.91
Angela Tincher, Virginia Tech	2006	So.	504	256.1	13.76
Cassie Cervantes, Sacramento St.	2006	Fr.	221	115.2	13.37
Cat Osterman, Texas	2002	Fr.	554	304.1	12.74
Lauren Bay, Oklahoma St.	2003	Sr.	451	248.1	12.71
Alicia Hollowell, Arizona	2004	So.	508	293.2	12.11
Sarah Pauly, A&M-Corpus Christi	2005	Sr.	497	288.0	12.08
DeeDee Weiman, UCLA	1994	Sr.	359	209.2	11.99
Angela Tincher, Virginia Tech	2005	Fr.	349	204.1	11.96
Britni Sneed, LSU	2002	Sr.	478	281.0	11.91
Erin Snyder, Princeton	2006	Sr.	258	151.2	11.91
Danielle Henderson, Massachusetts	1998	Jr.	430	256.0	11.76
Michelle Green, Georgia	2004	Jr.	246	146.2	11.74
Alicia Hollowell, Arizona	2006	Sr.	420	252.1	11.65
Brooke Mitchell, La.-Lafayette	2004	Jr.	524	315.2	11.62
Courtney Blades, Southern Miss.	2000	Sr.	663	399.2	11.61
Tina Kyler, Florida St.	1984	Jr.	224	135.1	11.59
Jennie Ritter, Michigan	2006	Sr.	451	272.2	11.58
Monica Abbott, Tennessee	2004	Fr.	582	352.0	11.57
Trinity Johnson, South Carolina	1997	Sr.	399	242.1	11.53
Sarah Pauly, A&M-Corpus Christi	2004	Jr.	429	262.2	11.43
Sarah Pauly, A&M-Corpus Christi	2003	So.	431	265.2	11.36

Photo by Dave Knachel, Virginia Tech

Virginia Tech's Angela Tincher struck out 26 batters in an 11-inning game against Nevada March 3, 2006, and also fanned 19 in a seven-inning contest versus UNC Greensboro February 19, 2006. She averaged 13.76 strikeouts per seven innings, the fifth-highest mark in Division I history.

STRIKEOUTS

Player, Team	Year	Cl.	SO
Courtney Blades, Southern Miss.	2000	Sr.	663
Cat Osterman, Texas	2006	Sr.	630
Monica Abbott, Tennessee	2005	So.	603
Cat Osterman, Texas	2005	Jr.	593
Monica Abbott, Tennessee	2004	Fr.	582
Cat Osterman, Texas	2002	Fr.	554
Monica Abbott, Tennessee	2006	Jr.	531
Brooke Mitchell, La.-Lafayette	2004	Jr.	524
Alicia Hollowell, Arizona	2004	So.	508
Angela Tincher, Virginia Tech	2006	So.	504
Sarah Pauly, A&M-Corpus Christi	2005	Sr.	497
Courtney Blades, Southern Miss.	1999	Jr.	497
Cat Osterman, Texas	2003	So.	488
Anjelica Selden, UCLA	2005	Fr.	485
Michele Granger, California	1993	Sr.	484
Britni Sneed, LSU	2002	Sr.	478
Lisa Ishikawa, Northwestern	1984	Fr.	469
Danielle Henderson, Massachusetts	1999	Sr.	465
Michele Granger, California	1991	So.	463
Kristina Thorson, California	2006	Sr.	461
Jennie Ritter, Michigan	2006	Sr.	451
Lauren Bay, Oklahoma St.	2003	Sr.	451
Alicia Hollowell, Arizona	2005	Jr.	446
Sarah Dawson, La.-Monroe	1997	Sr.	446
Nikki Myers, Fla. Atlantic	2002	Sr.	437

Fielding

PUTOUTS

Player, Team	Year	Cl.	G	PO
Kenya Peters, Southern Miss.	2000	So.	76	765
Callista Balko, Arizona	2006	Jr.	65	690
Gena Strang, Fresno St.	1988	Sr.	72	659
Mackenzie Vandergeest, Arizona	2004	Sr.	61	639
Carmela Liwag, South Fla.	2005	Sr.	70	624
Shannon Doepking, Tennessee	2005	Fr.	71	609
Heidi Foster, Purdue	2000	Fr.	61	606
Jennifer Haley, New Mexico	1997	–	–	580
Mackenzie Vandergeest, Arizona	2002	So.	67	577
Shannon Doepking, Tennessee	2006	So.	65	567
Ashley Bullion, South Fla.	2006	Fr.	72	565
Kristin Brust, Stony Brook	2003	So.	58	555
Jennie Reeves, LSU	2002	Jr.	60	552
Denise Tackett, Detroit	1991	Jr.	55	551
Lindsey Collins, Arizona	2001	Fr.	60	550
Angie Laolagi, San Jose St.	1989	Jr.	61	547
Meg Haller, Northwestern	1984	Fr.	56	545
Saskia Roberson, DePaul	2005	Sr.	66	537
Heidi Foster, Purdue	2001	So.	54	535
Carmela Liwag, South Fla.	2004	Jr.	74	529
Ashley Boone, Florida	2001	Sr.	—	528
Tami Bouck, DePaul	2000	Sr.	63	528
Dianna Lilly, San Jose St.	2002	Sr.	61	525
Emily Starkey, Eastern Ill.	1997	–	63	525
Jamie Dotson, Northwestern	2006	Sr.	65	519

ASSISTS

Player, Team	Year	Cl.	G	A
Julie Standering, Arizona	1988	Fr.	72	230
Carie Dever, Fresno St.	1988	So.	—	229
Tiffany Cornelius, San Jose St.	1990	—	—	222
Lisa Palmer, Virginia	1989	Sr.	54	221
Dawn Forter, Detroit	1991	—	—	218
Christie Chapman, South Fla.	2006	Sr.	74	206
Lisa Palmer, Virginia	1986	Fr.	—	204
Kara Krumhardt, Virginia Tech	1997	Fr.	56	198
Christie Chapman, South Fla.	2005	Jr.	67	194
Krista Holle, South Fla.	2005	Jr.	70	194
Kara Krumhardt, Virginia Tech	1998	So.	60	192
Mandy Shklar, Mississippi	1998	So.	65	191
Kelly Hartzog, Radford	2001	So.	54	190
Jesse Jones, Purdue	2000	Fr.	61	190
Katie Crabtree, Purdue	2001	Jr.	59	189
Cindy Lawton, Florida St.	1995	Sr.	73	189
Michelle Churnock, Arizona	1996	Fr.	—	187
Jennie Dalton, Arizona	1996	Sr.	67	187
Julie Standering, Arizona	1991	Sr.	72	187
Lea Mishlan, South Fla.	1999	Jr.	67	186
Athena Vasquez, Wisconsin	2004	Fr.	57	185
Kaci Coffee, Mississippi	2000	Sr.	63	185
Jesse Jones, Purdue	2001	So.	59	184

Player, Team	Year	Cl.	G	A
Jackie Tawney, San Jose St.	1997	Fr.	57	184
Mandy Shklar, Mississippi	1999	Jr.	61	181
Sonja Olsen, Northwestern St.	1989	So.	61	178
Suzy Sheets, San Jose St.	1987	—	—	178
Becca Baldridge, San Jose St.	2001	So.	67	177
Jaime Manuel, McNeese St.	2000	So.	60	177
Lea Mishlan, South Fla.	1998	So.	69	176

CAREER RECORDS

Batting

GAMES

Player, Team	Years	G
Stefanie Christoferson, Ill.-Chicago	1998-01	304
Jessica van der Linden, Florida St.	2001-04	295
Candace Harper, California	1999-02	293
Jennifer Tiffany, Ill.-Chicago	1999-02	292
Martha Noffsinger, Fresno St.	1987-90	291
Krista Holle, South Fla.	2003-06	290
Brandi Stuart, Florida St.	2000-03	290
Gina LoPiccolo, Fresno St.	1988-91	289
Edel Leyden, Ill.-Chicago	1999-02	288
Samantha Iuli, Ill.-Chicago	1997-00	288
Carie Dever, Fresno St.	1987-90	287
Katherine Card, Tennessee	2003-06	286
Christie Chapman, South Fla.	2003-06	286
Veronica Nelson, California	2000-03	285
Nicole Myers, Fla. Atlantic	1999-02	285
Kristi Hull, Florida St.	1995-98	281
Sarah Fekete, Tennessee	2003-06	280
Danica Howlett-White, Arkansas	1999-02	280
Nicole Barber, Georgia	2001-04	278
Shannon McKeon, Georgia	2001-04	278
Angela Manzo, East Caro.	1999-02	278
Stephanie Hastings, LSU	1998-01	278
Tami Post, Florida St.	1996-99	277
Julie Standering, Arizona	1988-91	277
Toni Mascarenas, Arizona	1998-01	276
Kristi Durant, Tennessee	2003-06	275
Dee Douglas, LSU	1998-01	275

AT-BATS

Player, Team	Years	G	AB
Martha Noffsinger, Fresno St.	1987-90	291	977
Laura Berg, Fresno St.	1994-95, 97-98	266	957
Jennifer Tiffany, Ill.-Chicago	1999-02	292	950
Nicole Barber, Georgia	2001-04	278	916
Stefanie Christoferson, Ill.-Chicago	1998-01	304	908
Edel Leyden, Ill.-Chicago	1999-02	288	899
Amy Chellevold, Arizona	1992-95	255	894
Trich Charbonneau, Ill.-Chicago	1995-98	274	889
Traci Conrad, Michigan	1996-99	263	886
Gina LoPiccolo, Fresno St.	1988-91	290	885
Meg Young, Virginia	1998-01	261	881
Natasha Watley, UCLA	2000-03	251	878
Candace Harper, California	1999-02	293	875
Nicole Giordano, Arizona	1998-01	265	873
Rosie Leutzinger, Washington	1997-00	264	871
Stacy Van Essen, Long Beach St.	1991-94	265	871
Alison McCutcheon, Arizona	1995-98	256	869
Becky Witt, Fresno St.	1998-01	261	866
Angela Manzo, East Caro.	1999-02	278	862
Kim Kostyk, Long Beach St.	1989-92	266	860
Brenda Woodard, Texas-Arlington	1983-86	262	858
Linda Lunceford, Long Beach St.	1991-94	263	852
Lauren Bauer, Arizona	1998-01	269	850
Amanda Scott, Fresno St.	1997-00	277	849
Jania Shinhoster, UCF	2002-05	271	848
Christie Chapman, South Fla.	2003-06	286	847
Dee Douglas, LSU	1998-00	275	846
Shamalene Wilson, Florida St.	1993-96	262	846

BATTING AVERAGE

(Minimum 250 at-bats)

Player, Team	Years	G	AB	Hits	Avg.
Stacy Cowen, Manhattan	1991-92	87	302	160	.530
Jill Justin, Northern Ill.	1986-89	180	535	250	.467
Stacey Nuveman, UCLA	1997,99, 2001-02	264	691	322	.466
Alison McCutcheon, Arizona	1995-98	256	869	405	.466
Michelle Minton, Coastal Caro.	1991-94	199	672	308	.458
Voncia Bookman, La.-Lafayette	1992-93	95	267	121	.453
Natasha Watley, UCLA	2000-03	251	878	395	.450
La'Tosha Williams, Delaware St.	1993-95, 97	105	307	138	.450
Barb Marean, Massachusetts	1991-92	100	305	137	.449
Meg Thompson, Canisius	1988-91	121	400	179	.448
Denelle Hicks, Campbell	1993-96	219	673	300	.446
Tanisha Kemp, Morgan St.	1996-99	125	386	171	.443
Charisse Thompson, Hampton	1999-00	98	306	134	.438
Kelly Kretschman, Alabama	1998-01	273	842	368	.437
Cindy Smith, Oklahoma St.	1995-96	95	316	138	.437
Robyn Yorke, Fresno St.	1994-97	240	820	357	.435
Jackie Gaw, Massachusetts	1981-83	85	286	124	.434
Tiff Tootle, South Carolina	1990-93	242	813	351	.432
Crystal Boyd, Hofstra	1991-94	183	598	258	.431
Jessica Falca, Coastal Caro.	1996-99	227	791	341	.431
Jennifer Drum, Manhattan	1992-95	171	566	243	.429
Angie Marzetta, Washington	1993-94	106	352	151	.429
Martha Covington, Campbell	1996-99	226	653	280	.429
Leah O'Brien, Arizona	1993-95, 97	253	790	338	.428
Jody Tassone, Canisius	1993-96	163	509	215	.422
Michelle Oswald, Northeastern Ill.	1995-98	170	494	208	.421
Qiana Jones, Hampton	1994-96	121	334	140	.419
Tara Midgett, Hampton	1995-96	98	270	113	.419
Laura Williams, Georgia Tech	1994-97	213	697	292	.419
Ali Viola, Nebraska	1995-98	209	629	263	.418

RUNS

Player, Team	Years	G	R
Jenny Dalton, Arizona	1993-96	251	293
Kelly Kretschman, Alabama	1998-01	273	288
Alison McCutcheon, Arizona	1995-98	256	287
Nicole Barber, Georgia	2001-04	278	266
Leah O'Brien, Arizona	1993-95, 97	253	253
Natasha Watley, UCLA	2000-03	251	252
Amy Chellevold, Arizona	1992-95	255	252
Leah Braatz, Arizona	1994-95, 97-98	271	250
Laura Berg, Fresno St.	1994-95, 97-98	266	245
Edel Leyden, Ill.-Chicago	1999-02	288	243
Jerie Alexander, La.-Lafayette	1999-02	249	230
Christina Clark, Fresno St.	2003-06	237	228
Becky Witt, Fresno St.	1998-01	261	224
Jaime Clark, Washington	2000-03	261	223
Traci Conrad, Michigan	1996-99	263	223
Shamalene Wilson, Florida St.	1993-96	262	223
Iyhia McMichael, Mississippi St.	2001-04	258	218
Stephanie Best, UCF	2002-05	272	216
Alana Addison, La.-Lafayette	1999-02	249	216
Dee Douglas, LSU	1998-01	275	207
Tiff Tootle, South Carolina	1990-93	242	207
Laura Espinoza, Arizona	1992-95	251	202
Tiffany Clark, La.-Lafayette	1997-00	240	200
Jennifer Lizama, Nebraska	1997-00	232	199
Kellie Wilkerson, Mississippi St.	1999-02	262	198
Tricia Popowski, South Carolina	1988-91	247	198
Nina Lindenberg, Fresno St./Long Beach St.	1995-98	253	195
Michelle Minton, Coastal Caro.	1991-94	199	194
Jessica Falca, Coastal Caro.	1996-99	227	193
Tina Plew, South Carolina	1994-97	262	193

HITS

Player, Team	Years	G	Hits	Avg.
Alison McCutcheon, Arizona	1995-98	256	405	.466
Laura Berg, Fresno St.	1994-95, 97-98	266	396	.414
Natasha Watley, UCLA	2000-03	251	395	.450
Nicole Barber, Georgia	2001-04	278	379	.414
Amy Chellevold, Arizona	1992-95	255	371	.415
Kelly Kretschman, Alabama	1998-01	273	368	.437
Nicole Giordano, Arizona	1998-01	265	359	.411
Robyn Yorke, Fresno St.	1994-97	240	357	.435
Tiff Tootle, South Carolina	1990-93	242	351	.432
Lauren Bauer, Arizona	1998-01	269	349	.411
Traci Conrad, Michigan	1996-99	263	345	.389
Jessica Falca, Coastal Caro.	1996-99	227	341	.431
Leah O'Brien, Arizona	1993-95, 97	253	338	.428
Edel Leyden, Ill.-Chicago	1999-02	288	333	.370
Becky Witt, Fresno St.	1998-01	261	331	.382
Nina Lindenberg, Fresno St./Long Beach St.	1995-98	253	328	.414
Martha Noffsinger, Fresno St.	1987-90	291	327	.335
Stacey Nuveman, UCLA	1997, 99, 2001-02	264	322	.466
Keri McCallum, Mississippi St.	1997-00	247	319	.390
Sara Pickering, Washington	1994-97	271	319	.379

Player, Team	Years	G	Hits	Avg.
Kellie Wilkerson, Mississippi St.	1999-02	262	318	.429
Kristi Durant, Tennessee	2003-06	275	315	.388
Kim Wendland, Georgia	2002-05	269	313	.389
Rachel Nelson, Minnesota	1994-97	234	313	.386
Stefanie Christoferson, Ill.-Chicago	1998-01	304	312	.344
Amy Berman, Nicholls St./Southern Miss.	1997-98, 99-00	–	312	–
Jennifer Tiffany, Ill.-Chicago	1999-02	292	311	.327
Shamalene Wilson, Florida St.	1993-96	262	310	.366
Stephanie Dallmann, Tennessee Tech	2000-03	255	308	.405
Angela Manzo, East Caro.	1999-02	278	308	.357
Michelle Minton, Coastal Caro.	1991-94	199	308	.458
Lea Twigg, Iowa/Indiana St.	1994-97	235	304	.391
Dana Fulmer, South Carolina	1992-95	268	304	.368
Kari Knopf, Iowa	1994-97	252	301	.379

DOUBLES

Player, Team	Years	G	2B
Sara Pickering, Washington	1994-97	271	91
Mandy Pfeiffer, Princeton	1994-97	210	79
Kelli Fitzgerald, Tennessee	1996-99	272	76
Sherry Johnson, Coastal Caro.	1992-95	230	76
Barbara Moody, Pacific	2000-03	235	69
Martha Covington, Campbell	1996-99	226	69
Crystal Boyd, Hofstra	1991-94	183	68
Cameron Astiazaran, Ill.-Chicago	2002-05	241	67
Angelo Manzo, East Caro.	1999-02	278	67
Jana Mower, La.-Lafayette	1998-02	234	65
Edel Leyden, Ill.-Chicago	1999-02	288	65
Kelly Kretschman, Alabama	1998-01	273	65
Nina Lindenberg, Fresno St./Long Beach St.	1995-98	253	65
Kim Wendland, Georgia	2002-05	269	64
Alana Addision, La.-Lafayette	1999-02	249	63
Tiffany Clark, La.-Lafayette	1997-00	240	63
Brandy Kenney, Northwestern St.	1997-00	224	62
Karen Stewart, DePaul	1996-99	241	62
Sam Cardenas, Massachusetts	1994-97	227	62
Kellie Wilkerson, Mississippi St.	1999-02	262	61
Samantha Iuli, Ill.-Chicago	1997-00	288	61
Catherine Davie, Michigan	1996-99	245	61
Leah Braatz, Arizona	1994-95, 97-98	271	61
Kim Gutridge, Massachusetts	1995-98	236	61
Kathy Morton, La.-Lafayette	1992-95	232	61
Cathy Frohnheiser, Furman	1991-94	204	61
Amber Hegland, Minnesota	1995-98	240	60
Missy Nowak, DePaul	1992-95	249	60

TRIPLES

Player, Team	Years	G	3B
Tricia Popowski, South Carolina	1988-91	247	51
Keri McCallum, Mississippi St.	1997-00	247	38
Tina Plew, South Carolina	1994-97	262	37
Jennifer Drum, Manhattan	1992-95	171	36
Dana Fulmer, South Carolina	1992-95	268	36
Nicole Barber, Georgia	2001-04	278	35
Colleen Holloway, Southern Ill.	1990-93	192	34
Vicki Huff, North Carolina	1991-94	223	33
Stacy Radulovich, Liberty	1996-99	233	31
Laura Williams, Georgia Tech	1994-97	213	31
Vicki Bartolucci, Connecticut	1987-90	166	31
Shamalene Wilson, Florida St.	1993-96	262	30
Holly Schmillen, Colorado St.	1998-01	189	29
Crystal Boyd, Hofstra	1991-94	183	29
Danae Stillitano, Monmouth	1996-99	189	28
Trena Peel, LSU	1999-02	274	27
Beverly Smith, North Carolina	1991-94	226	27
Stacy Trice, St. Francis (Pa.)	1995-98	137	26
Karen Persinger, Missouri	1993-96	227	26
Jody Tassone, Canisius	1993-96	163	26
Laura Berg, Fresno St.	1994-95, 97-98	266	25
Mitzi McLendon, Troy	1994-97	243	25
Melissa Reinard, San Diego	1991-94	156	25
Angie Laolagi, San Jose St./Sacramento St.	1987-89, 91	211	25
Renee Smith, Nicholls St.	1982-85	168	25
Meg Young, Virginia	1998-01	261	24
Jennifer McFalls, Texas A&M	1991-94	249	24
Robin Alamillo, South Fla.	1989-92	–	24
Mary McGrath, La Salle	1988-91	169	24
Donna Devanney, Penn St.	1986-89	—	24
Dana Klug, Illinois St.	1986-89	184	24

HOME RUNS

Player, Team	Years	G	HR
Stacey Nuveman, UCLA	1997, 99, 2001-02	264	90
Leah Braatz, Arizona	1994-95, 97-98	271	85
Laura Espinoza, Arizona	1992-95	251	85
Danyele Gomez, La.-Lafayette	2003-06	249	83
Kristen Rivera, Washington	2002-05	244	79
Jenny Dalton, Arizona	1993-96	251	76
Jaime Clark, Washington	2000-03	261	73
Stephanie Best, UCF	2002-05	272	71
Oli Keohohou, Brigham Young/Long Beach St.	2001-03, 05	189	63
Christina Clark, Fresno St.	2003-06	237	62
Tairia Mims, UCLA	2000-03	252	61
Kelly Kretschman, Alabama	1998-01	273	60
Laura Taylor, Seton Hall	2002-05	208	59
Lauren May, Cornell	2002-05	188	58
Deanna Dovak, Rider	1999-02	194	57
Alana Addison, La.-Lafayette	1999-02	249	57
Kelli Metzger, Akron	1996-99	206	57
Christy Brownlee, UTSA	2000, 2002-04	230	55
Veronica Nelson, California	2000-03	285	55
Nicole Myers, Fla. Atlantic	1999-02	285	54
Ali Viola, Nebraska	1995-98	209	53
Jackie Coburn, Arizona	2002-05	245	52
Amanda Rivera, Ill.-Chicago	2001-04	253	52
Tarrah Beyster, Oregon St.	1997-00	249	52
Leticia Pineda, Arizona	1995-98	239	52
*Jessica Rogers, UTSA	2003-05	169	51
Megan Evans, Virginia Tech	2002-05	235	50
Claire Sua, UCLA	2001-04	240	50

**Active player, missed 2006 season due to injury.*

SLUGGING PERCENTAGE

(Minimum 250 at-bats)

Player, Team	Years	G	AB	TB	Pct.
Stacey Nuveman, UCLA	1997, 99, 2001-02	264	691	653	.945
Leah Braatz, Arizona	1994-95, 97-98	271	779	621	.797
Tanisha Kemp, Morgan St.	1996-99	125	386	307	.795
Jill Justin, Northern Ill.	1986-89	180	535	422	.789
Barb Marean, Massachusetts	1991-92	100	305	238	.780
Laura Espinoza, Arizona	1992-95	251	792	607	.766
Kelly Kretschman, Alabama	1998-01	273	842	645	.766
Ali Viola, Nebraska	1995-98	209	629	478	.760
Christina Clark, Fresno St.	2003-06	237	745	563	.758
Stephanie Best, UCF	2002-05	272	743	562	.756
Jaime Clark, Washington	2000-03	261	790	595	.753
Crystal Boyd, Hofstra	1991-94	183	598	438	.732
Michelle Oswald, Northeastern Ill.	1995-98	170	494	360	.729
Kim Rondina, UNLV	1994-97	227	692	504	.728
Tairia Mims, UCLA	2000-03	252	740	532	.719
Kim Martinez, Texas Tech	1997, 99	125	386	276	.715
Shannon Tanski, Liberty	1994-97	159	485	346	.713
Kellie Wilkerson, Mississippi St.	1999-02	262	742	529	.713
Nina Lindenberg, Fresno St./Long Beach St.	1995-98	253	793	559	.705
La'Tosha Williams, Delaware St.	1994-97	105	307	215	.700
Jennifer Drum, Manhattan	1992-95	171	566	396	.700
Voncia Bookman, La.-Lafayette	1992-93	95	267	186	.697
Kelli Metzger, Akron	1996-99	206	602	419	.696
Holly Schmillen, Colorado St.	1998-01	189	556	386	.694
Leticia Pineda, Arizona	1995-98	239	635	436	.687
Tarrah Beyster, Oregon St.	1997-00	249	586	402	.686
Emily Krueger, Illinois St.	2003-04	97	260	178	.685
Danielle Cavone, St. Joseph's	1994-97	156	459	314	.684

RUNS BATTED IN

Player, Team	Years	G	RBI
Jenny Dalton, Arizona	1993-96	251	328
Leah Braatz, Arizona	1994-95, 97-98	271	322
Laura Espinoza, Arizona	1992-95	251	315
Stacey Nuveman, UCLA	1997, 99, 2001-02	264	299
Danyele Gomez, La.-Lafayette	2003-06	249	246
Toni Mascarenas, Arizona	1998-01	276	245
Jaime Clark, Washington	2000-03	261	243
Leticia Pineda, Arizona	1995-98	239	240
Shannon Beeler, Minnesota	1996-99	250	239
Kim Wendland, Georgia	2002-05	269	233
Tairia Mims, UCLA	2000-03	252	228
Jennifer Cline, Washington	1993-96	262	227
Michelle Church, Washington	1993-96	264	225
Alana Addison, La.-Lafayette	1999-02	249	221
Nina Lindenberg, Fresno St./Long Beach St.	1995-98	253	218
Sara Pickering, Washington	1994-97	271	216
Samantha Iuli, Ill.-Chicago	1997-00	288	214
Stephanie Best, UCF	2002-05	272	213
Ali Viola, Nebraska	1995-98	209	213
Amanda Scott, Fresno St.	1997-00	269	212
Jana Mower, La.-Lafayette	1998-01	234	211

Player, Team	Years	G	RBI
Kristi Durant, Tennessee	2003-06	275	203
Julie Marshall, UCLA	1996-97, 99-00	246	203
Tiffany Clark, La.-Lafayette	1997-00	240	203
Mary Babb, Missouri	1994-97	243	199
Dana Fulmer, South Carolina	1992-95	268	199
Carrie Swinford, Tennessee	1996-99	269	197
Claire Sua, UCLA	2001-04	240	196
Karyn Thompson, UNC Greensboro	1993-96	236	194
Sherry Johnson, Coastal Caro.	1992-95	230	194
Stephanie DeFeo, La.-Lafayette	1994-97	230	187
Sara Graziano, Miami (Ohio)/Coastal Caro.	1991-92, 93-94	210	186
Sara Griffin, Michigan	1995-98	226	184
Alison McCutcheon, Arizona	1995-98	256	184
Sarah Fredstrom, Colorado St.	1995-98	212	183

STOLEN BASES

Player, Team	Years	G	SB
Nicole Barber, Georgia	2001-04	278	257
Jessica Falca, Coastal Caro.	1996-99	227	196
Tiffany Tolleson, North Carolina	2000-03	234	195
Michelle Ward, East Caro.	1991-94	208	193
Myssi Calkins, Florida St.	1994-97	265	185
Kathy Ching, Yale	1997-00	187	163
Brandi Stuart, Florida St.	2000-03	290	162
La'Tosha Williams, Delaware St.	1993-95, 97	105	161
Shamalene Wilson, Florida St.	1993-96	262	161
Natasha Watley, UCLA	2000-03	251	158
Dee Douglas, LSU	1998-01	275	155
Dorsey Steamer, La.-Lafayette	1989-92	204	149
Alison McCutcheon, Arizona	1995-98	256	148
Christy Arterburn, Kansas	1989-92	225	143
Iyhia McMichael, Mississippi St.	2001-04	258	141
Evette Grayson, Louisiana Tech	1996-99	203	135
Deanna Vecchio, UMBC	1999-02	215	135
Kelly Kretschman, Alabama	1998-01	273	133
Lauren Bauer, Arizona	1998-01	269	133
Stacy Hughes, Tennessee Tech	1994-97	194	131
Tiffany Stocker, Cleveland St.	1999-02	—	130
Sandy Rhea, Utah	1995-98	224	130
Vivian Holm, Arizona	1987-90	242	129
Brenda Woodard, Texas-Arlington	1983-86	262	124
Amy Lienhardt, Bowling Green	1985-88	201	121
Laura Crowder, East Caro.	1989-92	157	119
Katie Ballman, Northwestern	1994-97	204	118
Tiff Tootle, South Carolina	1990-93	242	114
Eva Herron, East Caro.	1999-02	273	113
Rosie Leutzinger, Washington	1997-00	264	113
Amy Chellevold, Arizona	1992-95	255	113
Susan Harrelson, Northwestern	1992-95	225	112

STOLEN-BASE PERCENTAGE

(Minimum 50 attempts)

Player, Team	Years	G	SB	SBA	Pct.
Jen Dean, UNI	1994-97	169	64	64	1.000
Jami Koss, Southern Ill.	1993-96	174	63	66	.955
Brenda Dawson, La.-Monroe	1989-92	209	81	85	.953



East Carolina Sports Information

East Carolina's Michelle Ward holds the Division I record with 80 stolen bases in a season, established in 1994, and ranks fourth with 193 career stolen bases.

Player, Team	Years	G	SB	SBA	Pct.
Laura Crowder, East Caro.	1989-92	157	119	125	.952
Michelle Ward, East Caro.	1991-94	208	193	203	.951
Claire Magner, Wagner	1986-89	109	73	77	.948
Tiff Tootle, South Carolina	1990-93	242	114	121	.942
Kellie Miller, Robert Morris	1990-93	152	58	62	.935
Sandy Rhea, Utah	1995-98	224	130	139	.935
Shamalene Wilson, Florida St.	1993-96	262	161	173	.931
Abbie Sodaro, New Mexico St.	1995-96	113	63	68	.926
Angie Marzetta, Washington	1993-94	106	99	107	.925
Nicole Barber, Georgia	2001-04	278	257	278	.924
Dawn Esler, St. Louis	1986-89	152	48	52	.923
Jackie Pasquerella, Villanova	1998-01	215	79	86	.919
Sandy Atkins, Troy	1994-95	123	67	73	.918
Tami Storseth, Washington	1993-96	261	89	97	.918
Brandi Stuart, Florida St.	2000-03	290	162	177	.915
Tanisha Kemp, Morgan St.	1996-99	125	54	59	.915
Natalie Jufer, Long Island	1988-91	124	53	58	.914
Evette Grayson, Louisiana Tech	1996-99	203	135	148	.912
Mitzi McLendon, Troy	1994-97	243	72	79	.911
Mia Brickhouse, Villanova	1997-00	193	80	88	.909
Jean Bonnici, Stetson	1995-98	206	100	110	.909
Laura Williams, Georgia Tech	1994-97	213	110	121	.909
Vivian Holm, Arizona	1987-90	242	129	142	.908
Lydia Keresztesi, Toledo	1989-92	222	89	98	.908
Jessica Falca, Coastal Caro.	1996-99	227	196	216	.907

BASES ON BALLS

Player, Team	Years	G	BB
Veronica Nelson, California	2000-03	285	395
Stacey Nuveman, UCLA	1997, 99, 2001-02	264	240
Oli Keohohou, Brigham Young/Long Beach St.	2001-03, 05	189	227
Tarrah Beyster, Oregon St.	1997-00	249	211
Jenny Dalton, Arizona	1993-96	251	178
Kellie Wilkerson, Mississippi St.	1999-02	262	177
Nicole Myers, Fla. Atlantic	1999-02	285	176
Jennifer Cline, Washington	1993-96	262	175
Leah Braatz, Arizona	1994-95, 97-98	271	173
Adrienne Ratajczak, Pacific	1998-01	230	161
Kelly Kretschman, Alabama	1998-01	273	161
Heather Field, Virginia	2001-04	262	153
Kathy Moore, New Mexico	1998-01	233	150
Stephanie Best, UCF	2002-05	272	147
Iyhia McMichael, Mississippi St.	2001-04	258	146
Jessica van der Linden, Florida St.	2001-04	295	144
Kristen Dennis, Virginia	1999-02	251	144
Monica Triner, South Fla.	1996-99	249	141
Karyn Thompson, UNC Greensboro	1993-96	236	141
Missy Nowak, DePaul	1992-95	249	141
Michelle Venturella, Indiana	1992-95	226	140
Kim DePaul, Washington	1998-01	270	139
Shannon McKeon, Georgia	2001-04	278	138
Nicole Barber, Georgia	2001-04	278	138
Emily Marino, Florida	1998-01	269	138
Brandi Stuart, Florida St.	2000-03	290	133
Edel Leyden, Ill.-Chicago	1999-02	317	133
Susan Coleman, DePaul	1986-89	185	130
Amanda Rivera, Ill.-Chicago	2001-04	253	125
Jennifer Lizama, Nebraska	1997-00	232	124
Jill Buckley, Troy	1994-97	239	122

INTENTIONAL BASES ON BALLS

Player, Team	Years	G	IBB
Stacey Nuveman, UCLA	1997, 99, 2001-02	264	81
Kristen Rivera, Washington	2002-05	244	68
Tarrah Beyster, Oregon St.	1997-00	249	36
DeDe Justice, Mississippi	2002-05	217	33
Monica Triner, South Fla.	1996-99	249	27
*Garland Cooper, Northwestern	2004-06	179	20
Kristie Pickeral, UMBC	2002-05	242	18
Laura Taylor, Seton Hall	2002-05	208	17
Megan Evans, Virginia Tech	2002-05	235	16
Phelan Wright, Arizona St.	2001-04	240	15
Kristen Dennis, Virginia	1999-02	251	15
Erica Beach, Arizona St.	1999-02	255	15
Christina Clark, Fresno St.	2003-06	237	14
Katie Shimon, Drake	2001-04	158	14
Holly Lee, Coastal Caro.	2001-04	202	11
Christy Connor, LSU	2001-03	194	11
*Melanie Denischuk, UMBC	2006	64	10
Ashlee Ducote, LSU	1997-00	258	10
Stephanie Hill, LSU	2003-06	213	9
Kristi Durant, Tennessee	2003-06	275	8

**Active player.*

HIT BY PITCH

Player, Team	Years	G	HBP
Michelle Reeve, Centenary (La.)	1995-98	216	54
Crystal Lambert, IUPUI	1998-00	183	53
Becky McMurtry, Illinois St./La.-Lafayette	2000-01, 02-03	236	47
Sam Steiner, Ga. Southern	2003-06	227	46
Crissy Buck, UCLA	1999-02	221	38
Janna Sartini, Illinois	2001-04	–	36
Camille Harris, LSU	2003-06	240	35
Brook Nett, Southeast Mo. St.	2000-03	184	35
Jill Robertson, La.-Lafayette	2001-03, 05	242	34
Caitlin Benyi, UCLA	2003-06	223	32
*Christine Echols, Louisiana Tech	2004-06	108	31
Lea Younker, Campbell	1997-00	–	31
Martha Covington, Campbell	1996-99	–	31
Meghan Cooper, Kentucky	2003-06	206	29
Trena Peel, LSU	1999-02	274	28
Tairia Mims, UCLA	2000-03	252	27
Nicole Davis, Tenn.-Martin	2002-05	211	26
Megan Piar, Oakland	2000-03	224	26
Ashley Moore, Auburn	1999-02	249	26
Christine Kubin, North Carolina	1993-96	–	25

**Active player.*

Pitching

GAMES

Player, Team	Years	G
Courtney Blades, Southern Miss./Nicholls St.	1997-00	215
Rhonda Wheatley, Cal Poly Pomona	1984-87	202
Debbie Nichols, Louisiana Tech	1987-90	198
Megan Matthews, South Carolina	1999-02	194
Jessica Acord, Santa Clara	1994-97	192
*Monica Abbott, Tennessee	2004-06	190
Sarah Dawson, La.-Monroe	1994-97	187
Tammy Kincaid, Arkansas	1997-00	186
Alicia Hollowell, Arizona	2003-06	185
Jenny Voss, Nebraska	1997-00	185
Carol Forbes, San Jose St.	2002-05	184
Shelley Laird, Alabama	1999-02	183
Michele Granger, California	1989-93	183
Cat Osterman, Texas	2002-03, 05-06	180
Debbie Bilbao, Iowa	1995-98	179
Debby Day, Texas-Arlington/Arizona	1988-89, 91-92	178
Amy Unterbrink, Indiana	1983-86	176
Britni Sneed, LSU	1999-02	175
Leslie Malerich, Florida St.	1999-02	173
Michelle Hall, Coastal Caro.	1990-93	172
Jocelyn Forest, California	1999-02	171
^Jamie Southern, Fresno St.	2001-05	170
Tarrah Beyster, Oregon St.	1997-00	169
Jamie Graves, Washington	1997-00	168
Sandy Ortgies, UC Santa Barb.	1984-87	168
Kristin Schmidt, Notre Dame/LSU	2001, 2002-04	166
Andrea Kirchberg, Wisconsin	2000-03	166
Nicole Myers, Fla. Atlantic	1999-02	166
Natalie Price, Georgia	1997-00	165
Lindsay Chouinard, DePaul	2000-03	164
Stacey Allison, Baylor	1996-99	164

**Active player. ^Received medical redshirt in 2001.*

GAMES STARTED

Player, Team	Years	W-L	GS
Debbie Nichols, Louisiana Tech	1987-90	149-45	193
Courtney Blades, Southern Miss./Nicholls St.	1997-00	151-34	190
Rhonda Wheatley, Cal Poly Pomona	1984-87	139-60	189
Sarah Dawson, La.-Monroe	1994-97	120-56	173
Jessica Acord, Santa Clara	1994-97	53-117	170
Alicia Hollowell, Arizona	2003-06	144-23	165
Michele Granger, California	1989-93	119-52	162
*Monica Abbott, Tennessee	2004-06	139-29	154
Debby Day, Texas-Arlington/Arizona	1988-89, 91-92	116-49	154
Jenny Parsons, East Caro.	1990-93	102-48	151
Jenny Voss, Nebraska	1997-00	110-48	149
Cat Osterman, Texas	2002-03, 05-06	136-25	148
Keira Goerl, UCLA	2001-04	130-21	148
^Jamie Southern, Fresno St.	2001-05	118-34	147
Samantha Iuli, Ill.-Chicago	1997-00	111-38	147
Britni Sneed, LSU	1999-02	120-24	143
Jocelyn Forest, California	1999-02	103-42	143
Shelley Laird, Alabama	1999-02	115-35	142
Stephani Williams, Kansas	1991-94	105-39	142
Kristin Schmidt, Notre Dame/LSU	2001, 2002-04	116-29	141
Michelle Hall, Coastal Caro.	1990-93	104-45	140
Sandy Ortgies, UC Santa Barb.	1984-87	62-96	139
Tammy Kincaid, Arkansas	1997-00	72-79	138
Keary Camunas, Kentucky	1997-00	54-81	137
Danielle Henderson, Massachusetts	1996-99	108-35	135
Shawn Andaya, Texas A&M	1984-87	114-28	134

**Active player. ^Received medical redshirt in 2001.*

COMPLETE GAMES

Player, Team	Years	GS	W-L	CG
Debbie Nichols, Louisiana Tech	1987-90	193	149-45	182
Michele Granger, California	1989-93	162	119-52	155
Sarah Dawson, La.-Monroe	1994-97	173	120-56	151
Jessica Acord, Santa Clara	1994-97	170	53-117	147
Rhonda Wheatley, Cal Poly Pomona	1984-87	189	139-60	147
Alicia Hollowell, Arizona	2003-06	165	144-23	146
Debby Day, Texas-Arlington/Arizona	1988-89, 91-92	154	116-49	144
Courtney Blades, Southern Miss./Nicholls St.	1997-00	190	151-34	142
^Jamie Southern, Fresno St.	2001-05	147	118-34	141
Michelle Hall, Coastal Caro.	1990-93	140	104-45	137
Keira Goerl, UCLA	2001-04	148	130-21	135
Shawn Andaya, Texas A&M	1984-87	134	114-28	134
*Monica Abbott, Tennessee	2004-06	154	139-29	133
Sandy Ortgies, UC Santa Barb.	1984-87	139	62-96	130
Kelly Shipman, Maryland	1996-99	133	86-49	128
Jenny Voss, Nebraska	1997-00	149	110-48	127
Kerri Blaylock, Evansville	1985-88	130	79-50	127
Terry Carpenter, Fresno St.	1989-92	130	107-25	126
Danielle Henderson, Massachusetts	1996-99	135	108-35	125
Lindsay Chouinard, DePaul	2000-03	164	108-30	124
Stephani Williams, Kansas	1991-94	142	105-39	124
Paige England, Louisiana Tech	1996-99	130	89-37	123
Lori Harrigan, UNLV	1989-92	133	83-53	123
Amy Unterbrink, Indiana	1983-86	127	96-45	122
Cat Osterman, Texas	2002-03, 05-06	148	136-25	121
Nancy Evans, Arizona	1994-95, 97-98	125	120-8	121
Jenny Parsons, East Caro.	1990-93	151	102-48	121
Nicole Myers, Fla. Atlantic	1999-02	128	108-37	120
Courtney Hankes, Charlotte	1988-91	127	69-54	120

**Active player. ^Received medical redshirt in 2001.*

INNINGS

Player, Team	Years	G	W-L	IP
Rhonda Wheatley, Cal Poly Pomona	1984-87	202	139-60	1,414.2
Debbie Nichols, Louisiana Tech	1987-90	198	149-45	1,373.0
Courtney Blades, Southern Miss./Nicholls St.	1997-00	190	151-34	1,261.2
Sarah Dawson, La.-Monroe	1994-97	187	120-56	1,242.1
Michele Granger, California	1989-93	183	119-52	1,202.2
Amanda Renfro, Texas Tech	1998-01	195	93-71	1,182.2
Debby Day, Texas-Arlington/Arizona	1988-89, 91-92	178	116-49	1,139.1
Jessica Acord, Santa Clara	1994-97	192	53-117	1,123.0
Alicia Hollowell, Arizona	2003-06	185	144-23	1,122.0
Shawn Andaya, Texas A&M	1984-87	158	114-28	1,114.1
Megan Matthews, South Carolina	1999-02	194	101-52	1,110.1
Cat Osterman, Texas	2002-03, 05-06	180	136-25	1,105.0
Amy Unterbrink, Indiana	1983-86	176	96-45	1,100.2
*Monica Abbott, Tennessee	2004-06	190	139-29	1,089.2
^Jamie Southern, Fresno St.	2001-05	170	118-34	1,088.2
Sandy Ortgies, UC Santa Barb.	1984-87	168	62-96	1,075.1
Jenny Voss, Nebraska	1997-00	185	110-48	1,073.0
Shelley Laird, Alabama	1999-02	183	115-35	1,054.2
Tammy Kincaid, Arkansas	1997-00	186	72-79	1,051.1
Stephani Williams, Kansas	1991-94	161	105-39	1,041.1
Lori Harrigan, UNLV	1989-92	161	83-53	1,034.2
Michelle Hall, Coastal Caro.	1990-93	172	104-45	1,028.2
Keira Goerl, UCLA	2001-04	161	130-21	1,017.2
Nicole Myers, Fla. Atlantic	1999-02	166	108-37	995.2
Jocelyn Forest, California	1999-02	171	103-42	993.2
Leslie Malerich, Florida St.	1999-02	79	107-40	988.2
Kristin Schmidt, Notre Dame/LSU	2001, 2002-04	166	116-29	986.0
Samantha Iuli, Ill.-Chicago	1997-00	171	111-38	979.2
Britni Sneed, LSU	1999-02	175	120-24	976.1
Lindsay Chouinard, DePaul	2000-03	164	108-30	975.1

**Active player. ^Received medical redshirt in 2001.*

VICTORIES

Player, Team	Years	G	W	L	Pct.
Courtney Blades, Southern Miss./Nicholls St.	1997-00	215	151	34	.816
Debbie Nichols, Louisiana Tech	1987-90	198	149	45	.768
Alicia Hollowell, Arizona	2003-06	185	144	23	.862

Player, Team	Years	G	W	L	Pct.
*Monica Abbott, Tennessee	2004-06	190	139	29	.827
Rhonda Wheatley, Cal Poly Pomona	1984-87	202	139	60	.698
Cat Osterman, Texas	2002-03, 05-06	180	136	25	.845
Keira Goerl, UCLA	2001-04	161	130	21	.861
Britni Sneed, LSU	1999-02	175	120	24	.828
Nancy Evans, Arizona	1994-95, 97-98	136	120	8	.938
Sarah Dawson, La.-Monroe	1994-97	187	120	56	.682
Brooke Mitchell, La.-Lafayette	2002-05	160	119	27	.815
Michele Granger, California	1989-93	183	119	52	.696
^Jamie Southern, Fresno St.	2001-05	170	118	34	.776
Kristin Schmidt, Notre Dame/LSU	2001, 2002-04	166	116	29	.800
Debby Day, Texas-Arlington/Arizona	1988-89, 91-92	178	116	49	.703
Jennifer Stewart, Oklahoma	1999-02	167	115	25	.821
Shelley Laird, Alabama	1999-02	183	115	35	.767
Shawn Andaya, Texas A&M	1984-87	158	114	28	.803
Samantha Iuli, Ill.-Chicago	1997-00	171	111	38	.745
Jenny Voss, Nebraska	1997-00	185	110	48	.696
Jessica Sallinger, Georgia Tech	2002-05	168	109	45	.703
Jennie Finch, Arizona	2000-03	137	109	16	.872
Lindsay Chouinard, DePaul	2000-03	164	108	30	.783
Nicole Myers, Fla. Atlantic	1999-02	166	108	37	.745
Danielle Henderson, Massachusetts	1996-99	161	108	35	.755
Nicole Neuerburg, Texas St.	2001-04	180	107	34	.759
Leslie Malerich, Florida St.	1999-02	179	107	40	.728
Terry Carpenter, Fresno St.	1989-92	136	107	25	.811
Amanda Scott, Fresno St.	1997-00	150	106	18	.855
Sara Griffin, Michigan	1995-98	140	106	19	.848

**Active player. ^Received medical redshirt in 2001.*

WINNING PERCENTAGE

(Minimum 75 decisions)

Player, Team	Years	G	W	L	Pct.
Nancy Evans, Arizona	1994-95, 97-98	136	120	8	.938
Lisa Fernandez, UCLA	1990-93	107	93	7	.930
Susie Parra, Arizona	1991-94	120	101	9	.918
Jennie Finch, Arizona	1999-02	140	119	16	.881
Lisa Longaker, UCLA	1987-90	101	89	12	.881
Tracy Compton, UCLA	1982-85	85	72	10	.878
Jennie Finch, Arizona	2000-03	137	109	16	.872
Keira Goerl, UCLA	2001-04	161	130	21	.861
Lindsay Parker, Fresno St.	1996-99	99	67	11	.859
Amanda Scott, Fresno St.	1997-00	150	106	18	.855
Sara Griffin, Michigan	1995-98	140	106	19	.848
Cat Osterman, Texas	2002-03, 05-06	180	136	25	.845
Becky Lemke, Arizona	1998-01	140	103	19	.844
Kyla Hall, La.-Lafayette	1991-94	141	104	20	.839
Dena Carter, Oklahoma St.	1988-91	105	75	15	.833
Michelle Green, Georgia	2002-05	151	104	21	.832
Michelle Corrigan, Canisius	1991-94	100	74	15	.831
Amanda Freed, UCLA	1999-02	127	97	20	.829
Britni Sneed, LSU	1999-02	175	120	24	.828
Susan LeFebvre, Cal St. Fullerton	1983-86	149	100	21	.826
Jennifer Stewart, Oklahoma	1999-02	167	115	25	.821
Debbie Doom, UCLA	1982-85	93	73	16	.820
Courtney Blades, Southern Miss./Nicholls St.	1997-00	215	151	34	.816
Nicole Terpstra, DePaul	1996-99	124	93	21	.816
Audrey West, Boston U.	1993-96	104	75	17	.815
Terry Carpenter, Fresno St.	1989-92	136	107	25	.811
B'Ann Burns, UCLA	1994-97	131	96	23	.807
Michele Smith, Oklahoma St.	1986-89	110	82	20	.804
Shawn Andaya, Texas A&M	1984-87	158	114	28	.803
Kristin Schmidt, Notre Dame/LSU	2001, 2002-04	166	116	29	.800
Jennifer Clendenin, La.-Lafayette	1993-97	116	76	19	.800

SAVES

Player, Team	Years	G	W-L	SV
Kellie Wilkerson, Mississippi St.	1999-02	105	22-11	32
Kelly Nichols, Notre Dame	1995-98	116	27-16	24
Lori Thompson, Cal Poly Pomona	1987-89	88	34-13	19
Jennifer Johnson, Minnesota	1994-97	133	45-52	18
Kacey Marshall, Missouri	1992-95	137	62-28	18
Christi Curran, Troy	2002-03	59	13-9	17
Dina El Sheshai, Georgia Tech	1990-93	111	34-32	17
Lindsay Chouinard, DePaul	2000-03	164	108-30	16
Megan Matthews, South Carolina	1999-02	194	101-52	16
Shelley Laird, Alabama	1999-02	183	115-35	16
Carissa Winters, Southern Ill.	1997-00	140	58-43	16
Lori Sippel, Nebraska	1985-88	117	71-23	16
Christy Robitaille, Cal St. Fullerton	1999-02	122	37-21	15
Megan Meyer, Seton Hall	2002-05	140	81-29	14
Monica Triner, South Fla.	1996-99	154	92-33	14
Amy Harre, Southern Ill.	2002-05	151	84-35	13
Leighann Burke, Purdue	2000-03	160	54-46	13
Nora Cagwin, Missouri St.	1996-99	148	71-32	13
Terri McFarland, Iowa	1989-92	158	88-45	13
Tia Bollinger, Washington	2001-04	172	95-33	12
Britni Sneed, LSU	1999-02	175	120-24	12
Maureen Flynn, UNC Greensboro	1999-02	114	28-25	12
Erica Strutz, Michigan St.	1997-00	122	52-24	12
Debbie Bilbao, Iowa	1995-98	179	98-43	12
Mori Emmons, Nebraska	1982-85	85	40-9	12
*Monica Abbott, Tennessee	2004-06	190	139-29	11
*Sarah Kinney, Fordham	2004-06	121	61-36	11
^Jamie Southern, Fresno St.	2001-05	170	118-34	11
Alison Thompson, Liberty/Southern Ill.	2001-03, 2004	114	37-52	11
Samantha Iuli, Ill.-Chicago	1997-00	171	111-38	11
Jamie Schuttek, Southern Ill.	1994-97	124	69-25	11
Amie Stewart, UNLV	1992-95	133	73-29	11
Heather Frey, Drexel	1989-92	145	83-45	11
Carolyn Claypool, Cal Poly Pomona	1985	22	3-2	11

**Active player. ^Received medical redshirt in 2001.*

EARNED-RUN AVERAGE

(Minimum 400 innings)

Player, Team	Years	G	W-L	IP	R	ER	ERA
Tracy Compton, UCLA	1982-85	85	72-10	612.1	32	13	0.15
Lisa Fernandez, UCLA	1990-93	107	93-7	694.2	32	22	0.22
Debbie Doom, UCLA	1982-85	93	73-16	725.2	45	30	0.29
Lori Stoll, Texas A&M	1982-83	73	54-11	497.1	40	23	0.32
Debbie Mygind, Cal St. Fullerton	1984-85	65	49-10	424.1	36	20	0.33
Susan LeFebvre, Cal St. Fullerton	1983-86	149	100-21	894.2	94	43	0.34
Teresa Wilson, Missouri	1982-83	76	50-21	499.0	53	26	0.36
Connie Clark, Cal St. Fullerton	1986-87	70	53-7	438.1	34	23	0.37
Stacy Johnson, Louisiana Tech	1983-86	138	96-32	968.0	118	51	0.37
Darlene Lowery, South Carolina	1983, 85-87	103	70-19	667.0	63	36	0.38
Karen Snelgrove, Missouri	1989-92	122	78-29	758.2	103	41	0.38
Kristen Peterson, Adelphi	1985-88	103	64-21	644.1	88	36	0.39
Lisa Longaker, UCLA	1987-90	101	89-12	725.0	59	41	0.40
Rhonda Wheatley, Cal Poly Pomona	1984-87	202	139-60	1,414.2	168	81	0.40
Terry Carpenter, Fresno St.	1989-92	136	107-25	960.2	117	58	0.42
Shawn Andaya, Texas A&M	1984-87	158	114-28	1,141.1	103	70	0.43
Julie Bolduc, Adelphi	1984-87	123	75-32	770.2	104	50	0.45
Michele Granger, California	1989-93	183	119-52	1,202.2	123	79	0.46
Toni Gutierrez, Florida St.	1990-93	104	74-22	651.0	79	44	0.47
Lisa Ishikawa, Northwestern	1984-87	146	97-30	914.1	99	62	0.47

STRIKEOUTS

Player, Team	Years	G	IP	SO
Cat Osterman, Texas	2002-03, 2005-06	180	1,105.2	2,265
Courtney Blades, Southern Miss./Nicholls St.	1997-00	215	1,261.2	1,773
Alicia Hollowell, Arizona	2003-06	185	1,122.0	1,768
*Monica Abbott, Tennessee	2004-06	190	1,089.2	1,716
Michele Granger, California	1989-93	183	1,202.2	1,640
Jessica Sallinger, Georgia Tech	2002-05	133	1,008.2	1,398
Nicole Myers, Fla. Atlantic	1999-02	166	995.2	1,376
Sarah Pauly, A&M-Corpus Christi	2002-05	148	830.0	1,370
Britni Sneed, LSU	1999-02	175	976.1	1,370
Danielle Henderson, Massachusetts	1996-99	161	959.2	1,343
^Jamie Southern, Fresno St.	2001-05	170	1,088.2	1,321
Brooke Mitchell, La.-Lafayette	2002-05	160	908.2	1,309
Sarah Dawson, La.-Monroe	1994-97	187	1,242.1	1,280
Shawn Andaya, Texas A&M	1984-87	158	1,141.1	1,234
Amanda Renfro, Texas Tech	1998-01	195	1,182.2	1,226
Jocelyn Forest, California	1999-02	171	993.2	1,203
Lisa Ishikawa, Northwestern	1984-87	146	914.1	1,200
Trinity Johnson, South Carolina/ Cal St. Fullerton	1994-97	155	847.1	1,163
Andrea Kirchberg, Wisconsin	2000-03	132	972.0	1,156
#Dana Sorensen, Stanford	2000-04	157	946.1	1,154
Kristin Schmidt, Notre Dame/LSU	2001, 2002-04	166	986.0	1,154
Lauren Bay, Oklahoma St.	2000-03	148	853.1	1,151
Piper Marten, Minnesota	2001-04	173	921.1	1,122
Samantha Iuli, Ill.-Chicago	1997-00	171	979.2	1,111
Keira Goerl, UCLA	2001-04	161	1,017.2	1,095
Megan Matthews, South Carolina	1999-02	194	1,110.1	1,090
Amy Unterbrink, Indiana	1983-86	176	1,100.2	1,089
Michelle Green, Georgia	2002-05	151	789	1,070
Shelley Laird, Alabama	1999-02	183	1,054.2	1,045
Kelly Shipman, Maryland	1996-99	153	942.2	1,037

**Active player. ^Received medical redshirt in 2001; #Received medical redshirt in 2002.*

STRIKEOUT RATIO

(Strikeouts per seven innings; minimum 400 innings)

Player, Team	Years	G	IP	SO	Avg.
Cat Osterman, Texas	2002-03, 2005-06	180	1,105.2	2,265	14.34
Sarah Pauly, A&M-Corpus Christi	2002-05	148	830.0	1,370	11.55
Alicia Hollowell, Arizona	2003-06	185	1,122.0	1,768	11.03
DeeDee Weiman, UCLA	1990-92, 94	79	503.1	746	10.37
Terri Kobata, Notre Dame	1993-96	108	629.0	907	10.09
Brooke Mitchell, La.-Lafayette	2002-05	160	908.2	1,309	10.08
Audrey West, Boston U.	1993-96	104	637.0	910	10.00
Courtney Blades, Southern Miss./ Nicholls St.	1997-00	215	1,261.2	1,773	9.84
Britni Sneed, LSU	1999-02	175	976.1	1,370	9.82
Danielle Henderson, Massachusetts	1996-99	161	959.2	1,343	9.80
Jessica Sallinger, Georgia Tech	2002-05	133	1,008.2	1,398	9.70
Nicole Myers, Fla. Atlantic	1999-02	166	995.2	1,376	9.67
Trinity Johnson, South Carolina/ Cal St. Fullerton	1994-97	155	847.1	1,163	9.61
Michele Granger, California	1989-93	183	1,202.2	1,640	9.55
Lauren Bay, Oklahoma St.	2000-03	148	853.1	1,151	9.44
Amber Puchalski, Central Mich.	2001-04	131	732.0	970	9.28
Lisa Ishikawa, Northwestern	1984-87	146	914.1	1,200	9.19
Debbie Doom, UCLA	1982-85	93	725.2	952	9.18
Darlene Lowery, South Carolina	1983, 85-87	103	667.0	874	9.17
Courtnay Foster, Northwestern	2003-06	150	778.1	1,014	9.12
Jessica van der Linden, Florida St.	2001-04	120	690.0	899	9.11
Amy Kyler, Cleveland St.	1994-97	116	692.2	895	9.04
Lori Swanson, Drexel	1997-00	80	461.0	590	8.96
Tammy Nielsen, Creighton	2003-05	121	716.1	914	8.93
Carissa Winters, Southern Ill.	1997-00	140	713.2	896	8.79

SHUTOUTS

Player, Team	Years	GS	W-L	SHO
Michele Granger, California	1989-93	162	119-52	94
Cat Osterman, Texas	2002-03, 05-06	148	136-25	85
Debbie Nichols, Louisiana Tech	1987-90	193	149-45	84
*Monica Abbott, Tennessee	2004-06	154	139-29	83
Rhonda Wheatley, Cal Poly Pomona	1984-87	189	139-60	83
Alicia Hollowell, Arizona	2003-06	137	144-23	81
Jamie Southern, Fresno St.	2001-05	147	118-34	79
Sarah Dawson, La.-Monroe	1994-97	173	120-56	74
Lisa Fernandez, UCLA	1990-93	96	93-7	74
Terry Carpenter, Fresno St.	1989-92	130	107-25	73
Shawn Andaya, Texas A&M	1984-87	134	114-28	73
Danielle Henderson, Massachusetts	1996-99	135	108-35	71
Debby Day, Texas-Arlington/Arizona	1988-89, 91-92	154	116-49	70
Amanda Scott, Fresno St.	1997-00	123	106-18	68
Debbie Doom, UCLA	1982-85	93	73-16	65
Keira Goerl, UCLA	2001-04	161	130-21	64
Jennie Finch, Arizona	2000-03	137	109-16	64
Stephani Williams, Kansas	1991-94	142	105-39	64
Susie Parra, Arizona	1991-94	113	101-9	61
Lisa Longaker, UCLA	1987-90	101	89-12	61
Amy Unterbrink, Indiana	1983-86	127	96-45	61
Tracy Compton, UCLA	1982-85	85	72-10	61
Marcie Green, Fresno St.	1990-92	119	86-26	59
Melanie Parrent, Fresno St.	1985-88	126	93-38	59
Julie Bolduc, Adelphi	1984-87	92	75-32	59
Susan LeFebvre, Cal St. Fullerton	1983-86	116	100-21	59

**Active player.*

Fielding

PUTOUTS

Player, Team	Years	G	PO
Kenya Peters, Southern Miss.	1999-02	253	2,221
Heidi Foster, Purdue	2000-03	235	2,047
Carmela Liwag, South Fla.	2002-05	–	1,872
Mackenzie Vandergeest, Arizona	2001-04	255	1,812
Kristin Brust, Stony Brook	2002-05	231	1,765
Shante Jones, Northwestern St.	1996-99	211	1,734
Amy Chellevold, Arizona	1992-95	255	1,718
Laura Flowers, Virginia Tech	1997-00	239	1,693
Ashley Boone, Florida	1998-01	–	1,638
Shaunte Fremin, LSU	1997-00	232	1,616
Jamie Dotson, Northwestern	2003-06	233	1,607
Pam West, Fresno St.	2000-03	254	1,564
Kara Kanney, San Jose St.	1997-00	–	1,543
Mindi Wylie, Virginia Tech	2001-04	227	1,463
Heather Moreaux, McNeese St.	1999-02	220	1,433
Hannah Owings, Virginia	2001-04	240	1,419
Saskia Roberson, DePaul	2002-05	242	1,415
Kristin Billen, Purdue	1996-99	222	1,371
Emily Starkey, Eastern Ill.	1995-98	210	1,371
Meredith Hollyfield, Liberty	1998-01	208	1,359
*Melizza Zick, Florida	2004-06	192	1,207

**Active player.*

ASSISTS

Player, Team	Years	G	A
Carie Dever, Fresno St.	1987-90	289	868
Julie Standering, Arizona	1988-91	277	767
Katie Crabtree, Purdue	1999-02	235	681
Christie Chapman, South Fla.	2003-06	286	678
Tiffany Cornelius, San Jose St.	1987-90	209	665
Kara Krumhardt, Virginia Tech	1997-00	247	644
Lea Mishlan, South Fla.	1997-00	259	618
Sonja Olsen, Northwestern St.	1988-91	232	614
Becca Allen, Northwestern St.	1995-98	208	603
Tami Post, Florida St.	1996-99	–	591
Tara Asbill, LSU	1997-00	267	568
Krista Holle, South Fla.	2003-06	290	555
Ashleigh Brooks, Radford	1999-02	229	550
Jennifer Mossadeghi, Florida	2000-03	–	544
Mandy Shklar, Mississippi	1998-00	189	541
Jessica Huerta, Southern Miss.	2003-06	244	532
Laura Espinoza, Arizona	1992-95	251	532
Heather Field, Virginia	2001-04	–	526
Jesse MacGregor, Florida St.	1996-99	–	523
Jesse Jones, Purdue	2000-03	238	522
Kelli Fitzgerald, Tennessee	1996-99	272	517
Kelli Horton, Northwestern	1988-91	199	516
Julie Borchard, Wisconsin	1996-99	209	515
Ashlee Ducote, LSU	1997-00	258	502
Cassie Chavez, New Mexico	2002, 04-06	–	500

Christie Chapman compiled 678 assists throughout her career at South Florida, including 206 as a senior in 2006. She ranks fourth in Division I career assists and holds two of the top 10 season assist rankings.

South Florida Sports Information

Annual Individual Champions

BATTING AVERAGE

Year	Player, Team	Cl.	G	AB	Hits	Avg.
1982	Cindy Bogucki, Evansville	Fr.	26	83	39	.470
1983	Mitzi Davis, East Caro.	Sr	40	120	62	.517
1984	Mary Wallace, Adelphi	Jr.	47	147	63	.429
1985	Mary Baldauf, Harvard	Fr.	25	82	40	.488
1986	Jackie Nietopski, Niagara	Jr.	25	75	34	.453
1987	Jill Justin, Northern Ill.	So.	49	147	74	.503
1988	Jill Justin, Northern Ill.	Jr.	46	126	61	.484
1989	Jocelyn Kondrotas, Maine	Jr.	49	130	62	.477
1990	Meg Thompson, Canisius	Jr.	33	118	57	.483
1991	Stacy Cowen, Manhattan	Jr.	44	160	93	.581
1992	Crystal Boyd, Hofstra	So.	43	148	76	.514
1993	Lisa Fernandez, UCLA	Sr.	54	157	80	.510
1994	Sara Graziano, Coastal Caro.	Sr.	59	175	103	.589
1995	Jennifer Brundage, UCLA	Sr.	56	168	87	.518
1996	Jen Weaver, Towson	Sr.	32	109	56	.514
1997	Kim Durce, Alcorn St.	So.	32	89	48	.539
1998	Tanisha Kemp, Morgan St.	Jr.	33	106	55	.519
1999	Amanda Michalsky, UTSA	Jr.	50	159	86	.541
2000	Jessica Mendoza, Stanford	So.	63	198	94	.475
2001	Oli Keohohou, Brigham Young	Fr.	60	144	66	.485
2002	Stacey Nuveman, UCLA	Sr.	64	157	83	.529
2003	Amber Jackson, Bethune-Cookman	Fr.	66	202	99	.490
2004	Autumn Champion, Arizona	So.	58	174	85	.489
2005	Lauren Wible, Bucknell	Jr.	38	103	54	.524
2006	Sarah Fekete, Tennessee	Sr.	72	220	110	.500

RUNS PER GAME

Year	Player, Team	Cl.	G	No.	Avg.
1989	Natalie Jufer, Long Island	So.	39	44	1.13
1990	Meg Thompson, Canisius	Jr.	33	40	1.21
1991	Marta Rohn, Long Island	Jr.	33	49	1.48
1992	Jacqueline Hunt, Delaware St.	Jr.	25	41	1.64
1993	Tiff Tootle, South Carolina	Sr.	58	69	1.19
1994	La'Tosha Williams, Delaware St.	So.	23	43	1.87
1995	Jenny Dalton, Arizona	Jr.	72	101	1.40
1996	Kim Osbourne, Md.-East. Shore	So.	41	57	1.39
1997	Tamara Square, Southern U.	Fr.	30	61	2.03
1998	Shay Fields, Alabama St.	Fr.	47	82	1.74
1999	Latresha Williams, Prairie View	Sr.	47	67	1.43
2000	Tara Shealy, Alabama A&M	So.	38	44	1.16
2001	Angela Duren, Mississippi Val.	So.	28	39	1.39
2002	Cherie Pettiford, Alabama A&M	Sr.	54	58	1.07
2003	Melissa Rawson, Colgate	Sr.	43	48	1.12
2004	Iyhia McMichael, Mississippi St.	Sr.	65	83	1.28
2005	Amber Jackson, Bethune-Cookman	Jr.	68	77	1.13
2006	Danyele Gomez, La.-Lafayette	Sr.	62	77	1.24

RUNS

Year	Player, Team	Cl.	G	No.	Avg.
1989	Carey Hess, Cal St. Fullerton	Jr.	61	52	0.85
1990	Julie Smith, Fresno St.	Jr.	77	55	0.71
1991	Stacy Cowen, Manhattan	Jr.	44	65	1.48
1992	Tiff Tootle, South Carolina	Jr.	67	72	1.07
1993	Tiff Tootle, South Carolina	Sr.	58	69	1.19
1994	Amy Chellevold, Arizona	Jr.	67	88	1.31
1995	Jenny Dalton, Arizona	Jr.	72	101	1.40
1996	Jenny Dalton, Arizona	Sr.	67	84	1.25
1997	Alison McCutcheon, Arizona	Jr.	66	86	1.30
1998	Alison McCutcheon, Arizona	Sr.	71	97	1.37
1999	Isonette Polonius, East Caro.	Sr.	69	70	1.01
2000	Kelly Kretschman, Alabama	Jr.	80	83	1.04
2001	Lauren Bauer, Arizona	Sr.	69	81	1.17
2002	Nicole Barber, Georgia	So.	76	71	0.93
2003	Nicole Barber, Georgia	Jr.	71	78	1.10
2004	Iyhia McMichael, Mississippi St.	Sr.	65	83	1.28
2005	Amber Jackson, Bethune-Cookman	Jr.	68	77	1.13
2006	Danyele Gomez, La.-Lafayette	Sr.	62	77	1.24

HITS

Year	Player, Team	Cl.	G	AB	Hits	Avg.
1982	Lynn Putnam, Central Mich.	Sr.	63	199	66	.332
1983	Terry DeLuca, Indiana	Sr	64	187	69	.369
1984	Alicia Seegert, Michigan	Fr.	55	182	72	.396
1985	Karleen Moore, Indiana	Jr.	68	223	84	.377
1986	Karleen Moore, Indiana	Sr.	63	216	77	.356
1987	Chenita Rogers, Cal St. Fullerton	Sr.	66	222	89	.401
1988	Amy Lienhardt, Bowling Green	Sr.	58	189	83	.439
1989	Martha Noffsinger, Fresno St.	Jr.	72	248	91	.367
1990	Martha Noffsinger, Fresno St.	Sr.	77	250	93	.372
	Julie Smith, Fresno St.	Jr.	77	263	93	.354
1991	Stacy Cowen, Manhattan	Jr.	44	160	93	.581
1992	Tiff Tootle, South Carolina	Jr.	67	249	123	.494
1993	Tiff Tootle, South Carolina	Sr.	58	207	98	.473
1994	Amy Chellevold, Arizona	Jr.	67	242	122	.504
1995	Robyn Yorke, Fresno St.	So.	69	237	114	.481
1996	Nina Lindenberg, Fresno St.	So.	62	195	99	.508
1997	Alison McCutcheon, Arizona	Jr.	66	247	132	.534
1998	Alison McCutcheon, Arizona	Sr.	71	239	117	.490
1999	Christie Ambrosi, UCLA	Jr.	68	240	103	.429
2000	Kelly Kretschman, Alabama	Jr.	80	234	102	.436
	Ameka McDougald, East Caro.	Sr.	72	245	102	.416
2001	Lauren Bauer, Arizona	Sr.	69	244	104	.426
2002	Natasha Watley, UCLA	Jr.	64	231	112	.485
2003	Natasha Watley, UCLA	Sr.	61	212	102	.481
2004	Nicole Barber, Georgia	Sr.	72	246	100	.407
2005	Lindsay Schutzler, Tennessee	So.	82	270	107	.396
2006	Sarah Fekete, Tennessee	Sr.	72	220	110	.500

DOUBLES PER GAME

Year	Player, Team	Cl.	G	No.	Avg.
1982	Lea Ann Jarvis, Louisiana Tech	Fr.	46	16	0.35
1983	Mary Tiegs, Eastern Ill.	Jr.	29	8	0.28
1984	Lori Horton, Delaware	Fr.	25	8	0.32
1985	Colleen Sander, Canisius	Jr.	35	14	0.40
1986	Stacey Coker, Austin Peay	So.	19	7	0.37
1987	Veronica Harris, Chicago St.	Jr.	20	11	0.55
1988	Jill Justin, Northern Ill.	Jr.	46	18	0.39
1989	Chris Sherman, Louisiana Tech	Sr.	56	22	0.39
1990	Maureen Shea, Iona	So.	28	13	0.46
1991	Michelle Fagnant, Holy Cross	Jr.	40	15	0.38
1992	Darleen Anderson, Iona	Fr.	35	17	0.49
1993	Cathy Frohnheiser, Furman	Jr.	55	25	0.45
1994	Sue Duke, Vermont	Sr.	39	18	0.46
1995	Lisa Buckley, Fordham	Sr.	38	17	0.45
	Kathy Andrade, Fordham	Jr.	38	17	0.45
1996	Jamie Hahn, Virginia	Sr.	40	19	0.47
1997	Kellie Cookus, Rhode Island	Jr.	46	25	0.54
1998	Stephanie Hillendahl, Prairie View	Fr.	37	19	0.51
1999	Kim Suffield, Bradley	Jr.	46	20	0.43
2000	Charisse Thompson, Hampton	So.	53	24	0.45
2001	Nicki Robbins, Army	Jr.	38	18	0.47
2002	Barbara Moody, Pacific	Jr.	60	28	0.47
2003	Cortney Mitchell, Middle Tenn.	Jr.	54	27	0.50
2004	Cortney Mitchell, Middle Tenn.	Sr.	58	25	0.43
2005	Cameron Astiazaran, Ill.-Chicago	Jr.	67	27	0.40
2006	Kristi Strange, Western Mich.	Jr.	48	23	0.48

DOUBLES

Year	Player, Team	Cl.	G	No.	Avg.
1982	Lea Ann Jarvis, Louisiana Tech	Fr.	46	16	0.35
1983	Sue Koopman, Northwestern	So.	49	12	0.24
1984	Sue Lewis, Cal St. Fullerton	Sr.	64	16	0.25
1985	Lisa Baker, Cal St. Fullerton	Jr.	64	18	0.28
1986	Barb Drake, Minnesota	Jr.	50	15	0.30
1987	Jill Justin, Northern Ill.	So.	49	20	0.41
1988	Karen Malm, Princeton	Sr.	50	19	0.38
1989	Chris Sherman, Louisiana Tech	Sr.	56	22	0.39
1990	Robin Chapman, Illinois St.	Jr.	55	20	0.36
1991	Holly Aprile, Massachusetts	Jr.	51	19	0.37
1992	Jeanne Noble, Morehead St.	Fr.	45	20	0.44
1993	Cathy Frohnheiser, Furman	Jr.	55	25	0.45
1994	Sherry Johnson, Coastal Caro.	Jr.	59	27	0.46
1995	Mandy Pfeiffer, Princeton	So.	61	26	0.43
1996	Nina Lindenberg, Fresno St.	So.	62	29	0.47
1997	Sara Pickering, Washington	Sr.	69	27	0.39
1998	Magan Luring, Chattanooga	Fr.	55	25	0.45
	Trisha Dean, St. Mary's (Cal.)	So.	60	25	0.42
1999	Angela Cervantez, Fresno St.	Jr.	74	26	0.35
2000	Rosie Leutzinger, Washington	Sr.	70	25	0.36
2001	Stefanie Christoferson, Ill.-Chicago	Sr.	71	24	0.34
2002	Barbara Moody, Pacific	Jr.	60	28	0.47
2003	Cortney Mitchell, Middle Tenn.	Jr.	54	27	0.50
2004	Kate Manuse, East Caro.	Jr.	72	26	0.36
2005	Cameron Astiazaran, Ill.-Chicago	Jr.	67	27	0.40
2006	Ebony Stevenson, Jackson St.	So.	53	25	0.47

TRIPLES PER GAME

Year	Player, Team	Cl.	G	No.	Avg.
1982	Linda Ballard, Ill.-Chicago	So.	20	6	0.30
1983	Vi Lovello, Connecticut	Fr.	28	10	0.36
1984	Vi Lovello, Connecticut	So.	24	6	0.25
1985	Rose Gustafson, Youngstown St.	So.	20	5	0.25
1986	Kathy Dyer, New Mexico	Sr.	37	9	0.24
1987	Renee Drozynski, Robert Morris	Sr.	24	8	0.33
1988	Micki Paul, Augusta St.	Jr.	38	11	0.29
1989	Dana Klug, Illinois St.	Sr.	52	13	0.25
1990	Tracy Brandenburg, Stetson	Fr.	41	10	0.24
1991	Mary McGrath, La Salle	Sr.	47	12	0.26
1992	Barb Marean, Massachusetts	Sr.	55	16	0.29
1993	Karrie Irvin, Southern Ill.	Sr.	46	13	0.28
1994	Beth Iwamoto, Boston U.	Fr.	45	13	0.29
1995	Jennifer Egan, Monmouth	So.	57	16	0.28
1996	Juliette Brooks, Rutgers	Fr.	42	10	0.24
1997	Stacy Trice, St. Francis (Pa.)	Jr.	44	9	0.21
1998	Stacy Trice, St. Francis (Pa.)	Sr.	49	13	0.27
1999	Holly Schmillen, Colorado St.	So.	41	12	0.29
2000	Elisha Carter, Coppin St.	Fr.	29	9	0.31
2001	Tricia Hildebrand, St. Bonaventure	So.	43	9	0.29
2002	Trena Peel, LSU	Sr.	67	14	0.21
2003	Ton Thompson, Alcorn St.	Fr.	25	7	0.28
2004	Dianna Korcak, Jacksonville	Sr.	64	17	0.27
2005	Audrey Rendon, Louisville	So.	61	10	0.16
2006	Marci Pratt, Southern Utah	Jr.	66	14	0.21

TRIPLES

Year	Player, Team	Cl.	G	No.	Avg.
1982	Sue Lutrell, Wichita St.	So.	32	9	0.28
1983	Vi Lovello, Connecticut	Fr.	28	10	0.36
1984	Lynn Batchelder, Oregon St.	Sr.	57	10	0.18
1985	Lisa Panetta, Michigan	Sr.	48	11	0.23
1986	Angel Lendvay, Eastern Ill.	So.	45	10	0.22
1987	Tami Gregor, UC Santa Barb.	Jr.	61	12	0.20
1988	Vicki Bartolucci, Connecticut	So.	47	13	0.28
1989	Dana Klug, Illinois St.	Sr.	52	13	0.25
1990	Chris Parris, UNLV	Jr.	66	13	0.20
1991	Tricia Popowski, South Carolina	Sr.	64	15	0.23
1992	Barb Marean, Massachusetts	Sr.	55	16	0.29
1993	Karrie Irvin, Southern Ill.	Sr.	46	13	0.28
1994	Beth Iwamoto, Boston U.	Fr.	45	13	0.29
1995	Jennifer Egan, Monmouth	So.	57	16	0.28
1996	Karen Persinger, Missouri	Sr.	51	12	0.24
1997	Keri McCallum, Mississippi St.	Fr.	54	11	0.20
1998	Stacy Trice, St. Francis (Pa.)	Sr.	49	13	0.27
1999	Holly Schmillen, Colorado St.	So.	41	12	0.29
2000	Keri McCallum, Mississippi St.	Sr.	71	11	0.15
2001	Shannon O'Bryan, Campbell	Fr.	58	10	0.17
	Jenny Krich, Notre Dame	Jr.	61	10	0.16
2002	Trena Peel, LSU	Sr.	67	14	0.21
2003	Queydreka Shumpert, Mississippi Val.	Jr.	46	12	0.26
2004	Dianna Korcak, Jacksonville	Sr.	64	17	0.27
2005	Audrey Rendon, Louisville	So.	61	10	0.16
	Jenny Boyd, Troy	Sr.	67	10	0.15
2006	Marci Pratt, Southern Utah	Jr.	66	14	0.21

HOME RUNS PER GAME

Year	Player, Team	Cl.	G	No.	Avg.
1982	Jackie Sullivan, Niagara	Fr.	19	6	0.32
1983	Joan Antonelli, Brooklyn	Fr.	21	6	0.29
1984	Karen Allen, Nicholls St.	Jr.	50	11	0.22
1985	Liz Mizera, Texas A&M	Fr.	52	18	0.35
1986	Debbi Oraczewski, Towson	Jr.	30	10	0.33
1987	Jennifer Jones, New Orleans	So.	28	7	0.25
1988	Luevenia Moore, Florida A&M	Jr.	35	9	0.26
1989	Julie Sherman, Connecticut	Sr.	41	9	0.22
1990	Toni Wiggins, Towson	Jr.	26	7	0.27
1991	Michelle Tujague, Brooklyn	Jr.	20	8	0.40
1992	Kim Diehlman, Hartford	Jr.	38	8	0.21
	Michele Juliano, Hartford	Jr.	38	8	0.21
1993	Marcelina Smith, Florida A&M	Jr.	58	19	0.33
1994	Laura Espinoza, Arizona	Jr.	66	30	0.45
1995	Laura Espinoza, Arizona	Sr.	72	37	0.51
1996	Tanisha Kemp, Morgan St.	Fr.	27	11	0.41
1997	Leah Braatz, Arizona	Jr.	65	21	0.32
1998	Kelly Kretschman, Alabama	Fr.	67	25	0.37
1999	Stacey Nuveman, UCLA	So.	69	31	0.45
2000	Jenny Topping, Washington	Fr.	67	24	0.36
2001	Deanna Dovak, Rider	Jr.	56	21	0.38
2002	Laura Taylor, Seton Hall	Fr.	45	18	0.40
2003	Lovie Jung, Arizona	Sr.	63	25	0.40
2004	Caitlin Benyi, UCLA	So.	56	24	0.43
2005	Jessica Rogers, UTSA	Jr.	60	23	0.38
2006	Danyele Gomez, La.-Lafayette	Sr.	62	30	0.48

HOME RUNS

Year	Player, Team	Cl.	G	No.	Avg.
1982	Sue Lewis, Cal St. Fullerton	So.	63	9	0.14
1983	Cindy Mosteller, Baylor	So.	58	9	0.16
1984	Karen Allen, Nicholls St.	Jr.	50	11	0.22
1985	Liz Mizera, Texas A&M	Fr.	52	18	0.35
1986	Debbi Oraczewski, Towson	Jr.	30	10	0.33
1987	Tiffany Daniels, Florida St.	So.	64	10	0.16
1988	Luevenia Moore, Florida A&M	Jr.	35	9	0.26
	Michele Smith, Oklahoma St.	Jr.	51	9	0.18
1989	Julie Sherman, Connecticut	Sr.	41	9	0.22
1990	Rhonda King-Randolph, Toledo	Sr.	55	13	0.24
1991	Sue Hellman, Wagner	So.	34	12	0.35
1992	Yvonne Gutierrez, UCLA	Sr.	56	11	0.20
	Heather Robinson, Sam Houston St.	Sr.	62	11	0.18
1993	Marcelina Smith, Florida A&M	Jr.	58	19	0.33
1994	Laura Espinoza, Arizona	Jr.	66	30	0.45
1995	Laura Espinoza, Arizona	Sr.	72	37	0.51
1996	Jenny Dalton, Arizona	Sr.	67	25	0.37
1997	Leah Braatz, Arizona	Jr.	65	21	0.32
1998	Kelly Kretschman, Alabama	Fr.	67	25	0.37
	Leah Braatz, Arizona	Sr.	70	25	0.36
1999	Stacey Nuveman, UCLA	So.	69	31	0.45
2000	Jenny Topping, Washington	Fr.	67	24	0.36
2001	Toni Mascarenas, Arizona	Sr.	68	25	0.37
2002	Leneah Manuma, Arizona	So.	67	21	0.31
2003	Lovie Jung, Arizona	Sr.	63	25	0.40
	Kristen Rivera, Washington	So.	64	25	0.39
2004	Caitlin Benyi, UCLA	So.	56	24	0.43
2005	Stephanie Best, UCF	Sr.	77	26	0.34
2006	Danyele Gomez, La.-Lafayette	Sr.	62	30	0.48

RUNS BATTED IN PER GAME

Year	Player, Team	Cl.	G	No.	Avg.
1982	Liz Grimaldi, Niagara	So.	20	28	1.40
1983	Mitzi Davis, East Caro.	Sr.	40	46	1.15
1984	Michelle Turk, Penn St.	Sr.	38	43	1.13
1985	Colleen Sander, Canisius	Jr.	35	47	1.34
1986	Jeannie Weinsheim, San Diego	Fr.	38	41	1.08
1987	Karen Canino, Hofstra	Jr.	30	36	1.20
1988	Glorida Rice, UNC Asheville	Fr.	34	43	1.26
1989	Meg Thompson, Canisius	So.	26	27	1.04
1990	Meg Thompson, Canisius	Jr.	33	45	1.36
1991	Michelle Tujague, Brooklyn	Jr.	20	32	1.60
1992	Tiffani Davis, Delaware St.	Fr.	23	30	1.30
1993	Cathy Frohnheiser, Furman	Jr.	55	65	1.18
1994	Laura Espinoza, Arizona	Jr.	66	95	1.44
1995	Laura Espinoza, Arizona	Sr.	72	128	1.78
1996	Jenny Dalton, Arizona	Sr.	67	109	1.63
1997	Erika Yearby, Southern U.	Jr.	29	53	1.83
1998	Koteria Harris, Alcorn St.	Jr.	33	55	1.67
1999	Stacey Nuveman, UCLA	So.	69	91	1.32
2000	Jenny Topping, Washington	Fr.	67	90	1.34
2001	Alana Addison, La.-Lafayette	Jr.	61	79	1.30
2002	Tiffany Whitton, Harvard	Jr.	40	49	1.23
2003	Lovie Jung, Arizona	Sr.	63	79	1.25
2004	Wendy Allen, Arizona	Sr.	60	73	1.22
2005	Kristie Fox, Arizona	So.	57	64	1.12
2006	Melanie Denischuk, UMBC	Jr.	64	82	1.28

RUNS BATTED IN

Year	Player, Team	Cl.	G	No.	Avg.
1982	Sue Lewis, Cal St. Fullerton	So.	63	50	0.79
1983	Mitzi Davis, East Caro.	Sr.	40	46	1.15
1984	Michelle Turk, Penn St.	Sr.	38	43	1.13
1985	Karen Allen, Nicholls St.	Sr.	60	50	0.83
1986	Debbi Oraczewski, Towson	Jr.	30	41	1.37
	Jeanne Weinsheim, San Diego	Fr.	38	41	1.08
	Melanie Marshall, Tennessee Tech	Fr.	48	41	0.85
1987	Jeanne Weinsheim, San Diego	So.	41	45	1.10
1988	Dori Beach, Charleston So.	Jr.	47	59	1.26
1989	Nicki Dennis, Arizona	Jr.	67	56	0.84
1990	Rhonda King-Randolph, Toledo	Sr.	55	57	1.04
1991	Danielle Yearick, Manhattan	Fr.	44	70	1.59
1992	Dana Fulmer, South Carolina	Fr.	68	61	0.90
1993	Marcelina Smith, Florida A&M	Jr.	58	66	1.14
1994	Laura Espinoza, Arizona	Jr.	66	95	1.44

Year	Player, Team	Cl.	G	No.	Avg.
1995	Laura Espinoza, Arizona	Sr.	72	128	1.78
1996	Jenny Dalton, Arizona	Sr.	67	109	1.63
1997	Leah Braatz, Arizona	Jr.	65	78	1.20
1998	Leah Braatz, Arizona	Sr.	70	100	1.43
1999	Stacey Nuveman, UCLA	So.	69	91	1.32
2000	Jenny Topping, Washington	Fr.	67	90	1.34
2001	Toni Mascarenas, Arizona	Sr.	68	84	1.24
2002	Jaime Clark, Washington	Jr.	64	75	1.17
2003	Lovie Jung, Arizona	Sr.	63	79	1.25
2004	Holly Groves, South Fla.	Sr.	72	82	1.14
2005	Samantha Findlay, Michigan	Fr.	72	77	1.07
2006	Melanie Denischuk, UMBC	Jr.	64	82	1.28
	Ianeta Le'I, Brigham Young	Sr.	65	82	1.26

SLUGGING PERCENTAGE

Year	Player, Team	Cl.	G	AB	H	TB	Pct.
1989	Jill Justin, Northern Ill.	Sr.	22	131	58	95	.725
1990	Meg Thompson, Canisius	Jr.	33	118	57	93	.788
1991	Stacey Wagner, Wagner	Sr.	32	108	60	103	.954
1992	Crystal Boyd, Hofstra	So.	43	148	76	124	.838
1993	Cathy Frohnheiser, Furman	Jr.	55	179	88	153	.855
1994	Sara Graziano, Coastal Caro.	Sr.	59	175	103	176	1.006
1995	Laura Espinoza, Arizona	Sr.	72	231	101	232	1.004
1996	Tanisha Kemp, Morgan St.	Fr.	27	83	41	82	.988
1997	Kim Durce, Alcorn St.	So.	32	89	48	88	.989
1998	Kelly Kretschman, Alabama	Fr.	67	215	100	211	.981
1999	Amanda Michalsky, UTSA	Jr.	50	159	86	162	1.019
2000	Jenny Topping, Washington	Fr.	67	176	77	169	.960
2001	Oli Keohohou, Brigham Young	Fr.	60	144	66	143	.993
2002	Stacey Nuveman, UCLA	Sr.	64	157	83	164	1.045
2003	Lovie Jung, Arizona	Sr.	63	178	82	182	1.022
2004	Danielle Kaminaka, Loyola Marymount	Jr.	46	134	55	119	.888
2005	Lauren May, Cornell	Sr.	46	129	64	120	.930
2006	Danyele Gomez, La.-Lafayette	Sr.	62	208	92	199	.957

TOTAL BASES

Year	Player, Team	Cl.	G	AB	H	TB	Pct.
1989	Jeanne Weinsheim, San Diego	Sr.	57	177	73	109	.616
1990	Christine Parris, UNLV	Jr.	66	211	84	123	.583
1991	Tricia Popowski, South Carolina	Sr.	64	213	78	146	.685
1992	Cari Graves, Oklahoma	Sr.	63	209	85	141	.675
1993	Cathy Frohnheiser, Furman	Jr.	55	179	88	153	.855
1994	Laura Espinoza, Arizona	Jr.	66	204	80	181	.887
1995	Laura Espinoza, Arizona	Sr.	72	231	101	232	1.004
1996	Nina Lindenberg, Fresno St.	So.	62	195	99	175	.897
1997	Alison McCutcheon, Arizona	Jr.	66	247	132	175	.709
1998	Kelly Kretschman, Alabama	Fr.	67	215	100	211	.981
1999	Stacey Nuveman, UCLA	So.	69	184	82	187	1.016
2000	Jaime Clark, Washington	Fr.	71	218	79	176	.807
2001	Toni Mascarenas, Arizona	Sr.	68	200	81	169	.845
2002	Stacey Nuveman, UCLA	Sr.	64	157	83	164	1.045
2003	Lovie Jung, Arizona	Sr.	63	178	82	182	1.022
2004	Christina Clark, Fresno St.	So.	68	222	88	178	.802
2005	Cameron Astiazaran, Ill.-Chicago	Jr.	67	212	102	188	.887
2006	Danyele Gomez, La.-Lafayette	Sr.	62	208	92	199	.957

STOLEN BASES PER GAME

Year	Player, Team	Cl.	G	SB	SBA	Avg.
1982	Vera Bahr, UNLV	So.	30	17	—	0.57
1983	Terry Durkin, Yale	Jr.	17	27	—	1.59
1984	Cindy Booth, St. Peter's	Sr.	19	16	17	0.84
1985	Brenda Woodard, Texas-Arlington	Jr.	49	36	41	0.73
1986	Claire Magner, Wagner	Fr.	26	14	16	0.54
1987	Lisa Davis, UNC Asheville	Sr.	26	27	28	1.04
1988	Amy Lienhardt, Bowling Green	Sr.	58	53	59	0.91
1989	Eileen Guzman, St. Francis (N.Y.)	Sr.	28	29	31	1.04
1990	Johnnie Smith, UNC Wilmington	Sr.	50	56	61	1.12
1991	Leigh Ross, Toledo	Sr.	53	44	51	0.83
1992	Laura Crowder, East Caro.	Sr.	57	69	73	1.21
1993	Michelle Ward, East Caro.	Jr.	54	73	76	1.35
1994	Angel McNamara, Morgan St.	Jr.	28	48	48	1.71
1995	Monica Roberts, Bethune-Cookman	Jr.	28	26	26	0.93
1996	Gina Freeman, South Carolina St.	Sr.	42	47	47	1.12
1997	La'Tosha Williams, Delaware St.	Sr.	29	43	45	1.48
1998	Alison McCutcheon, Arizona	Sr.	71	67	70	0.94
1999	Danielle Cox, Florida St.	Sr.	66	73	82	1.11
2000	Fornestra Hamer, Mississippi Val.	Sr.	34	48	52	1.41
2001	Carolyn Hutchings, Prairie View	Jr.	42	50	52	1.19
2002	Nicole Barber, Georgia	So.	76	71	73	0.93
2003	Nicole Barber, Georgia	Jr.	71	71	78	1.00
2004	Ashley Purcell, George Mason	Fr.	59	58	63	0.98
2005	Sharonda McDonald, Texas A&M	So.	51	48	48	0.94
2006	Sarina Noack, Northwestern St.	Sr.	53	50	54	0.94

STOLEN BASES

Year	Player, Team	Cl.	G	SB	SBA	Avg.
1982	Lori Sanchez, UC Santa Barb.	Jr.	56	29	—	0.52
1983	Cleo Bagwell, Nicholls St.	Sr.	42	31	36	0.74
1984	Karen Allen, Nicholls St.	Jr.	50	38	43	0.76
1985	Brenda Woodard, Texas-Arlington	Jr.	49	36	41	0.73
1986	Karleen Moore, Indiana	Sr.	63	26	29	0.41
1987	Vivian Holm, Arizona	Fr.	60	49	53	0.82
1988	Julie Thomas, Sam Houston St.	Sr.	66	54	58	0.82
1989	Julie Link, Missouri	Sr.	57	44	47	0.77
1990	Johnnie Smith, UNC Wilmington	Sr.	50	56	61	1.12
1991	Pam Stanley, Central Mich.	Jr.	61	46	51	0.75
1992	Laura Crowder, East Caro.	Sr.	57	69	73	1.21
1993	Michelle Ward, East Caro.	Jr.	54	73	76	1.35
1994	Michelle Ward, East Caro.	Sr.	61	80	85	1.31
1995	Nakoma Sours, George Mason	So.	55	50	57	0.91
1996	Shamalene Wilson, Florida St.	Sr.	72	69	72	0.96
1997	Kathy Ching, Yale	Fr.	52	64	73	1.23
1998	Alison McCutcheon, Arizona	Sr.	71	67	70	0.94
1999	Danielle Cox, Florida St.	Sr.	66	73	82	1.11
2000	Latresha Williams, Prairie View	Sr.	49	59	64	1.20
2001	Nicole Barber, Georgia	Fr.	59	56	59	0.95
2002	Nicole Barber, Georgia	So.	76	71	73	0.93
2003	Nicole Barber, Georgia	Jr.	71	71	78	1.00
2004	Nicole Barber, Georgia	Sr.	72	59	68	0.82
2005	Sharonda McDonald, Texas A&M	So.	51	48	48	0.94
2006	Sarina Noack, Northwestern St.	Sr.	53	50	54	0.94

BASES ON BALLS PER GAME

Year	Player, Team	Cl.	G	BB	Pct.
1989	Maria Grosso, Colgate	Sr.	29	30	1.03
1990	Debbie Grist, Augusta St.	Sr.	31	30	0.97
1991	Annmarie Sabato, Brooklyn	Jr.	23	30	1.30
1992	Tiffani Davis, Delaware St.	Fr.	23	26	1.13
1993	Jennifer Cline, Washington	Fr.	58	53	0.91
1994	La'Tosha Williams, Delaware St.	So.	23	22	0.96
1995	Maureen Klee, Maryland	So.	42	42	1.00
1996	Jenny Dalton, Arizona	Sr.	67	64	0.96
1997	La'Tosha Williams, Delaware St.	Sr.	29	37	1.28
1998	Antoinette Purvis, Alcorn St.	Sr.	32	33	1.03
1999	Lanessa Jackson, Grambling	Fr.	43	45	1.05
2000	Veronica Nelson, California	Fr.	74	87	1.18
2001	Fallon Dorsey, Mississippi Val.	Fr.	30	40	1.33
2002	Veronica Nelson, California	Jr.	73	108	1.48
2003	Veronica Nelson, California	Sr.	66	107	1.62
2004	Heather Field, Virginia	Sr.	64	64	1.00
2005	Kristen Rivera, Washington	Sr.	57	68	1.19
2006	Jenna Hall, Illinois	Sr.	53	60	1.13

BASES ON BALLS

Year	Player, Team	Cl.	G	No.	Avg.
1989	Susan Coleman, DePaul	Sr.	64	54	0.84
1990	Michelle Fryatt, DePaul	Sr.	56	36	0.64
1991	Gina LoPiccolo, Fresno St.	Sr.	68	43	0.63
1992	Jody Miller-Pruitt, Arizona	Jr.	65	35	0.54
1993	Jennifer Cline, Washington	Fr.	58	53	0.91
1994	Michelle Venturella, Indiana	Jr.	65	56	0.86
1995	Jenny Dalton, Arizona	Jr.	72	59	0.82
1996	Jenny Dalton, Arizona	Sr.	67	64	0.96
1997	Tarrah Beyster, Oregon St.	Fr.	63	48	0.76
1998	Leah Braatz, Arizona	Sr.	70	53	0.76
1999	Tarrah Beyster, Oregon St.	Jr.	71	64	0.90
2000	Veronica Nelson, California	Fr.	74	87	1.18
2001	Veronica Nelson, California	So.	72	93	1.29
2002	Veronica Nelson, California	Jr.	73	108	1.48
2003	Veronica Nelson, California	Sr.	66	107	1.62
2004	Heather Field, Virginia	Sr.	64	64	1.00
2005	Kristen Rivera, Washington	Sr.	57	68	1.19
2006	Jenna Hall, Illinois	Sr.	53	60	1.13

TOUGHEST TO STRIKE OUT

Year	Player, Team	Cl.	G	AB	SO	Avg.
1989	Cathy Sconzo, La.-Lafayette	Fr.	64	193	0	0.0
1990	Stephanie Nardone, Boston College	Sr.	34	92	0	0.0
1991	Theresa Conway, Loyola Marymount	Fr.	26	72	0	0.0
1992	Nancy Schurr, Wright St.	Jr.	40	117	0	0.0
1993	Ashli White, Morehead St.	Sr.	41	115	0	0.0
1994	Maggie Cipolla, Charleston So.	Fr.	45	131	0	0.0
1995	Geri Brumit, Col. of Charleston	Fr.	44	143	0	0.0
1996	Tanisha Kemp, Morgan St.	Fr.	27	83	1	83.0
1997	Christina Lymos, Southern U.	So.	33	112	0	0.0
1998	Koteria Harris, Alcorn St.	Jr.	33	106	1	106.0

Year	Player, Team	Cl.	G	AB	SO	Avg.
1999	Allison Medellin, Penn St.	So.	56	159	0	0.0
2000	Kathy Ching, Yale	Sr.	43	133	2	66.5
2001	Andrea Smith, Rhode Island	So.	50	134	1	134.0
2002	Jesseka Bartholomew, Yale	Jr.	45	144	1	144.0
2003	Jesseka Bartholomew, Yale	Sr.	50	163	1	163.0
2004	Jessica Rogers, UTSA	So.	54	177	4	44.3
2005	Keri Meyer, Robert Morris	Jr.	51	158	1	158.0
2006	Cidney Chester, South Carolina St.	Jr.	43	138	4	34.5

SACRIFICE HITS PER GAME

Year	Player, Team	Cl.	G	SH	Avg.
2004	Katie Lewis, Georgia	Jr.	72	37	0.51
2005	Katie Lewis, Georgia	Sr.	69	34	0.49
2006	Jamie Reiss, Creighton	Jr.	47	28	0.60

SACRIFICE HITS

Year	Player, Team	Cl.	G	SH	Avg.
2004	Katie Lewis, Georgia	Jr.	72	37	0.51
2005	Katie Lewis, Georgia	Sr.	69	34	0.49
2006	Jamie Reiss, Creighton	Jr.	47	28	0.60
	Sojourner Moody, Georgia	Jr.	58	28	0.53

HIT BY PITCH PER GAME

Year	Player, Team	Cl.	G	HBP	Avg.
2004	Rachel Fleitell, Brown	So.	39	18	0.46
2005	Rachel Fleitell, Brown	Jr.	32	13	0.41
2006	Christine Echols, Louisiana Tech	Jr.	47	25	0.53

HIT BY PITCH

Year	Player, Team	Cl.	G	HBP	Avg.
2004	Rachel Fleitell, Brown	So.	39	18	0.46
2005	Crystal Vieyra, Cal St. Fullerton	Fr.	51	17	0.33
2006	Marian Davis, Ohio	Jr.	61	26	0.43

EARNED-RUN AVERAGE

Year	Player, Team	Cl.	G	IP	R	ER	ERA
1982	Bonni Kinne, Western Mich.	Jr.	19	137.1	7	3	0.15
1983	Tracy Compton, UCLA	So.	23	168.0	5	1	0.04
1984	Terri Huggins, Adelphi	So.	22	147.0	7	2	0.10
1985	Tracy Compton, UCLA	Sr.	24	167.1	7	2	0.08
1986	Connie Clark, Cal St. Fullerton	Jr.	23	155.1	5	4	0.18
1987	Kristen Peterson, Adelphi	Jr.	30	185.1	25	8	0.30
1988	Lisa Longaker, UCLA	So.	39	259.1	14	11	0.30
1989	Tiffany Boyd, UCLA	Fr.	22	146.0	7	5	0.24
1990	Sue Rybczyk, Connecticut	Sr.	26	181.0	16	7	0.27
1991	Karen Snelgrove, Missouri	Jr.	36	232.2	19	6	0.18
1992	Lisa Fernandez, UCLA	Jr.	30	196.1	7	4	0.14
1993	Lisa Fernandez, UCLA	Sr.	36	249.2	10	9	0.25
1994	Amy Windmiller, Cal St. Northridge	Sr.	29	194.0	16	10	0.36
1995	Tanya Harding, UCLA	Jr.	19	126.0	14	9	0.50
1996	Audrey West, Boston U.	Sr.	40	230.2	26	16	0.49
1997	Trinity Johnson, South Carolina	Sr.	43	242.1	25	13	0.38
1998	Liza Brown, DePaul	Jr.	22	132.0	11	8	0.42
1999	Amanda Scott, Fresno St.	Jr.	42	235.2	23	8	0.24
2000	Amanda Scott, Fresno St.	Sr.	47	276.0	27	16	0.41
2001	Amanda Freed, UCLA	Jr.	27	152.0	15	10	0.46
2002	Jamie Southern, Fresno St.	Fr.	51	351.2	33	22	0.44
2003	Cat Osterman, Texas	So.	40	242.2	18	13	0.37
2004	Jamie Southern, Fresno St.	Jr.	41	259.0	35	20	0.54
2005	Cat Osterman, Texas	Jr.	42	272.2	23	14	0.36
2006	Cat Osterman, Texas	Sr.	47	286.0	19	17	0.42

STRIKEOUT RATIO

(Strikeouts per seven innings)

Year	Player, Team	Cl.	G	IP	SO	Avg.
1982	Debbie Doom, UCLA	Fr.	15	134.1	193	10.1
1983	Debbie Doom, UCLA	So.	25	196.0	245	8.8
1984	Tina Kyler, Florida St.	Jr.	20	135.1	224	11.6
1985	Julie Larsen, Florida St.	Fr.	21	122.0	175	10.0
1986	Lori Sippel, Nebraska	So.	26	133.0	181	9.5
1987	Darlene Lowery, South Carolina	Sr.	33	194.2	264	9.5
1988	Lori Sippel, Nebraska	Sr.	38	245.2	285	8.1
1989	Michele Smith, Oklahoma St.	Sr.	33	196.1	240	8.6
1990	Michele Granger, California	Fr.	42	277.2	327	8.2
1991	Michele Granger, California	So.	47	312.1	463	10.4
1992	DeeDee Weiman, UCLA	Jr.	14	82.1	138	11.7
1993	Terri Kobata, Notre Dame	Fr.	22	137.1	213	10.9
1994	DeeDee Weiman, UCLA	Sr.	33	209.2	359	12.0
1995	Michelle Collins, Virginia	Sr.	23	133.0	200	10.5
1996	Audrey West, Boston U.	Sr.	40	230.2	351	10.7
1997	Trinity Johnson, South Carolina	Sr.	43	242.1	399	11.5
1998	Danielle Henderson, Massachusetts	Jr.	42	256.0	430	11.8
1999	Danielle Henderson, Massachusetts	Sr.	37	234.0	465	13.9
2000	Courtney Blades, Southern Miss.	Sr.	66	399.2	663	11.6
2001	Nicole Myers, Fla. Atlantic	Jr.	42	258.0	403	10.9
2002	Cat Osterman, Texas	Fr.	51	304.1	554	12.7
2003	Cat Osterman, Texas	So.	40	242.2	488	14.1
2004	Alicia Hollowell, Arizona	So.	48	293.2	508	12.1
2005	Cat Osterman, Texas	Jr.	42	272.2	593	15.2
2006	Cat Osterman, Texas	Sr.	47	286.0	630	15.42

STRIKEOUTS

Year	Player, Team	Cl.	G	IP	SO	Avg.
1982	Rhonda Clarke, Kansas	So.	38	274.2	344	8.8
1983	Lori Stoll, Texas A&M	Sr.	45	297.1	340	8.0
1984	Lisa Ishikawa, Northwestern	Fr.	46	302.0	469	10.9
1985	Julie Bolduc, Adelphi	So.	42	258.0	337	9.1
1986	Amy Unterbrink, Indiana	Sr.	50	332.0	370	7.8
1987	Shawn Andaya, Texas A&M	Sr.	44	302.2	326	7.5
1988	Debby Day, Texas-Arlington	Fr.	57	363.0	294	5.7
1989	Lisa Kemme, Winthrop	So.	44	271.2	256	6.6
1990	Michele Granger, California	Fr.	42	277.2	327	8.2
1991	Michele Granger, California	So.	47	312.1	463	10.4
1992	Michele Granger, California	Jr.	42	266.2	329	8.6
1993	Michele Granger, California	Sr.	48	321.0	484	10.6
1994	DeeDee Weiman, UCLA	Sr.	33	209.2	359	12.0
1995	Trinity Johnson, South Carolina	So.	46	251.2	367	10.2
1996	Audrey West, Boston U.	Sr.	40	230.2	351	10.7
1997	Trinity Johnson, South Carolina	Sr.	43	242.1	399	11.5
1998	Danielle Henderson, Massachusetts	Jr.	42	256.0	430	11.8
1999	Danielle Henderson, Massachusetts	Sr.	37	234.0	465	13.9
2000	Courtney Blades, Southern Miss.	Sr.	66	399.2	663	11.6
2001	Amanda Renfro, Texas Tech	Sr.	58	351.1	421	8.4
2002	Cat Osterman, Texas	Fr.	51	304.1	554	12.7
2003	Cat Osterman, Texas	So.	40	242.2	488	14.1
2004	Monica Abbott, Tennessee	Fr.	59	352.0	582	11.6
2005	Cat Osterman, Texas	Jr.	42	272.2	593	15.2
2006	Cat Osterman, Texas	Sr.	47	286.0	630	15.42

VICTORIES

Year	Player, Team	Cl.	G	IP	W	L	Pct.
1982	Kathy Van Wyk, Cal St. Fullerton	Sr.	39	278.0	35	1	.972
1983	Lori Stoll, Texas A&M	Sr.	45	297.1	30	7	.811
1984	Lisa Ishikawa, Northwestern	Fr.	46	302.0	33	7	.825
1985	Rhonda Wheatley, Cal Poly Pomona	So.	64	434.1	48	16	.750
1986	Stacey Johnson, Louisiana Tech	Sr.	44	315.1	35	9	.795
1987	Shawn Andaya, Texas A&M	Sr.	44	302.2	36	6	.857
1988	Debbie Nichols, Louisiana Tech	So.	58	410.0	50	8	.862
1989	Katie Wiese, Oregon	Fr.	61	361.2	42	13	.764
1990	Lisa Kemme, Winthrop	Jr.	52	361.2	34	17	.667
1991	Missi Young, Texas A&M	So.	44	280.2	36	7	.837
1992	Jenny Parsons, East Caro.	Jr.	53	329.0	38	13	.745
1993	Lisa Fernandez, UCLA	Sr.	36	249.2	33	3	.917
	Kim Gonzalez, Texas A&M	Jr.	49	302.1	33	11	.750
1994	Maureen Brady, Fresno St.	Jr.	52	321.0	36	11	.766
1995	Carrie Dolan, Arizona	So.	36	225.1	33	2	.943
1996	Carrie Dolan, Arizona	Jr.	41	264.0	35	6	.854
	Sara Griffin, Michigan	So.	44	266.1	35	7	.833
1997	Sarah Dawson, La.-Monroe	Sr.	58	400.2	45	10	.818
1998	Jenny Voss, Nebraska	So.	53	340.1	40	9	.816
1999	Courtney Blades, Southern Miss.	Jr.	56	318.0	43	6	.878
2000	Courtney Blades, Southern Miss.	Sr.	66	399.2	52	7	.881
2001	Kristi Hanks, Iowa	Jr.	51	270.2	39	8	.830
2002	Nicole Myers, Fla. Atlantic	Sr.	51	294.0	36	7	.837
	Cat Osterman, Texas	Fr.	51	304.3	36	8	.818
2003	Alicia Hollowell, Arizona	Fr.	48	297.0	40	5	.889
	Keira Goerl, UCLA	Jr.	48	310.2	40	7	.851
2004	Brooke Mitchell, La.-Lafayette	Jr.	53	315.2	45	5	.900
	Monica Abbott, Tennessee	Fr.	59	352.0	45	10	.818
2005	Monica Abbott, Tennessee	So.	69	392.0	50	9	.847
2006	Monica Abbott, Tennessee	Jr.	62	345.2	44	10	.815

SAVES

Year	Player, Team	Cl.	G	IP	ERA	SV
1989	Jan Larson, Oregon	Fr.	30	103.1	1.90	6
1990	Terri McFarland, Iowa	So.	57	302.0	0.83	9
1991	Sarah Maschka, Minnesota	So.	33	134.0	1.15	6
1992	Suzanne Wiegner, DePaul	Jr.	33	184.2	1.02	8
1993	Lisa Mountjoy, Bowling Green	So.	32	143.1	1.56	8
1994	Kacey Marshall, Missouri	Jr.	43	168.2	1.66	12
1995	Kelly Nichols, Notre Dame	Fr.	37	109.0	2.06	8
1996	Kelly Nichols, Notre Dame	So.	31	68.1	1.74	8
1997	Jennifer Johnson, Minnesota	Sr.	31	108.1	1.86	8
	Erica Strutz, Michigan St.	Fr.	19	46.1	2.27	8

Year	Player, Team	Cl.	G	IP	ERA	SV
1998	Amy Robertson, Chattanooga	Sr.	44	201.0	1.53	7
1999	Megan Matthews, South Carolina	Fr.	57	292.0	1.32	9
2000	Nicole Sawyer, Maine	Sr.	25	41.2	2.86	9
2001	Kellie Wilkerson, Mississippi St.	Jr.	31	47.2	0.44	10
	Annie Lewis, Campbell	Sr.	32	82.2	2.54	10
2002	Kellie Wilkerson, Mississippi St.	Sr.	41	74.2	1.91	14
2003	Andrea Vidlund, Oregon	Sr.	23	43.2	2.40	11
	Christi Curran, Troy	Sr.	34	86.1	2.59	11
	Nicole Barrett, Florida Int'l	Fr.	49	104.0	1.82	11
2004	Jenny Johnson, Houston	Sr.	45	150.2	1.17	10
2005	Chrissy Owens, Alabama	Fr.	41	115.0	1.03	11
2006	Melissa Porche, Missouri St.	So.	35	154.1	2.22	7

Team Records

Batting

AT-BATS
Game
114—Utah vs. Creighton, May 11, 1991 (31 inn.)
Game, Seven or Fewer Innings
62—Canisius vs. Roberts Wesleyan, May 1, 1985

RUNS
Inning
29—Col. of Charleston vs. Savannah St., Feb. 11, 2004 (2nd)
Game
48—Canisius vs. Roberts Wesleyan, May 1, 1985
Season
629—Arizona, 1995 (72 games)

RUNS PER GAME
Season
14.79—Southern U., 1997 (488 runs in 33 games)

HITS
Game
41—Canisius vs. Roberts Wesleyan, May 1, 1985
Season
765—Arizona, 1995 (72 games)

BATTING AVERAGE
Season
.400—Delaware St., 1993 (309 of 772)
Season (Min. 1,000 at-bats)
.385—Arizona, 1998 (731 of 1,900)

DOUBLES
Game
13—Col. of Charleston vs. Savannah St., Feb. 11, 2004
Season
142—Tennessee, 1996 (68 games)

DOUBLES PER GAME
Season
2.30—Chicago St., 1987 (46 in 20 games)

TRIPLES
Game
7—Massachusetts vs. Miami (Ohio), March 17, 1986; Massachusetts vs. Canisius, May 8, 1997
Season
47—Monmouth, 1995 (57 games)

TRIPLES PER GAME
Season
0.97—Long Island, 1991 (33 in 34 games)

HOME RUNS
Game
10—UTSA vs. Texas Southern, April 8, 2004
Season
126—Arizona, 2001 (69 games)

HOME RUNS PER GAME
Season
2.06—UTSA, 2006 (105 in 51 games)

CONSECUTIVE HOME RUNS
3—UTSA vs. Texas Southern, April 8, 2004 (5th inning); Tennessee vs. Nebraska, Feb. 12, 2005 (2nd inning); Siena vs. Binghamton, April 21, 2005 (Game 2, 3rd inning); Virginia vs. Radford, April 21, 2005 (Game 2, 6th inning)

TOTAL BASES
Game
64—Canisius vs. Manhattan, April 28, 1990; UTSA vs. Texas Southern, April 8, 2004
Season
1,216—Arizona, 1995 (72 games)

SLUGGING PERCENTAGE
Season
.699—Alcorn St., 1997 (695 total bases in 994 at-bats)
Season (Min. 1,000 at-bats)
.608—Arizona, 1995 (1,216 total bases in 1,999 at-bats)

RUNS BATTED IN
Game
39—Canisius vs. Roberts Wesleyan, May 1, 1985
Season
566—Arizona, 1995 (72 games)

BASES ON BALLS
Game
26—Austin Peay vs. Tennessee St., Feb. 25, 1994; St. Francis (N.Y.) vs. Delaware St., April 27, 1997
Season
301—California, 2002 (75 games)

BASES ON BALLS PER GAME
Season
8.0—Lehigh, 1982 (128 in 16 games)

STOLEN BASES
Game
17—Nicholls St. vs. St. Peter's, April 1, 1994
Season
368—Alabama St., 1998 (48 games)

STOLEN BASES PER GAME
Season
8.09—Alcorn St., 1998 (275 in 34 games)

STOLEN-BASE PERCENTAGE
Best Perfect Season
1.000—DePaul, 2002 (101 of 101)

Pitching

EARNED-RUN AVERAGE
Season
0.18—UCLA, 1984 (10 earned runs in 397.0 inn.)

SHUTOUTS
Season
51—Tennessee, 2005 (67 victories)

CONSECUTIVE SCORELESS INNINGS
124—Florida St., Feb. 20-March 19, 1993

STRIKEOUTS
Game
28—Florida St. vs. Southern Miss., March 10, 1984 (15 inn.); Baylor vs. North Carolina, May 20, 2004 (16 inn.)

STRIKEOUT RATIO
(Strikeouts per seven innings)
Season
13.40—Texas, 2006 (840 in 438.2 innings)

BASES ON BALLS RATIO
(Bases on balls per seven innings)
Season
0.15—Iowa St., 2000 (seven in 318.2 innings)

Fielding

FIELDING PERCENTAGE
Season
.984—Texas A&M, 1985 (1,425 putouts, 676 assists, 35 errors)

DOUBLE PLAYS
Game
4—Fresno St. vs. Pacific, Feb. 28, 1989; Arkansas vs. Alabama, March 21, 1999
Season
82—UC Santa Barb., 1985

DOUBLE PLAYS PER GAME
Season
1.71—Brooklyn, 1983 (36 in 21 games)

ERRORS
Game
12—Niagara vs. Edinboro, April 24, 1986; Radford vs. Charlotte, Feb. 28, 1993; Siena vs. Holy Cross, April 27, 1999

Additional

VICTORIES
Season
67—Arizona, 1998 (four losses); Ill.-Chicago, 1999 (17 losses); Tennessee, 2005 (15 losses)

WINNING PERCENTAGE
Season
.964—UCLA, 1992 (54-2)

LONGEST WINNING STREAK
Season
47—Arizona, April 5, 1996-March 23, 1997

LARGEST WINNING MARGIN
43—Canisius (48) vs. Roberts Wesleyan (5), May 1, 1985

LARGEST SHUTOUT MARGIN
37—Long Island (37) vs. Delaware St. (0), March 18, 1995

Team Leaders

SINGLE-GAME RECORDS

Batting

AT-BATS

No.	Team vs. Opponent	Date
114	Utah vs. Creighton (31 inn.)	May 11, 1991
106	Creighton vs. Utah (31 inn.)	May 11, 1991
99	Central Mich. vs. Kent St. (28 inn.)	April 21, 1984
94	Creighton vs. Utah (25 inn.)	May 12, 1991
93	Utah vs. Creighton (25 inn.)	May 12, 1991
80	Cal St. Fullerton vs. Fresno St. (21 inn.)	May 3, 1992
80	Oklahoma St. vs. Kansas (24 inn.)	May 2, 1992
79	Hofstra vs. Connecticut (20 inn.)	April 28, 1992
77	Alabama vs. Arkansas (19 inn.)	March 21, 1999
77	Adelphi vs. Temple (23 inn.)	April 23, 1985
77	Northern Ill. vs. Illinois St. (22 inn.)	May 1, 1982
76	Hawaii vs. Utah St. (20 inn.)	April 20, 1991
73	Northwestern St. vs. La.-Lafayette (21 inn.)	April 9, 1992
71	Arkansas vs. Alabama (19 inn.)	March 21, 1999
71	Army vs. Bucknell (18 inn.)	May 1, 1993
71	Kansas vs. Oklahoma St. (24 inn.)	May 2, 1992

RUNS

No.	Team vs. Opponent	Date
48	Canisius vs. Roberts Wesleyan	May 1, 1985
43	Cornell vs. Coppin St.	March 19, 1995
42	Col. of Charleston vs. Savannah St. (G2/DH)	Feb. 11, 2004
37	Long Island vs. Delaware St.	March 18, 1995
36	Canisius vs. Manhattan	April 28, 1990
36	Nevada vs. Loyola Marymount	1986
35	La.-Lafayette vs. Southern U. (5 inn.)	March 30, 2000
35	St. Francis (N.Y.) vs. Delaware St.	March 19, 1996
35	Coastal Caro. vs. South Carolina St.	March 24, 1994
33	Jacksonville vs. Savannah St.	May 5, 2004
33	Col. of Charleston vs. Savannah St. (G1/DH)	Feb. 11, 2004
34	Mt. St. Mary's vs. Coppin St.	April 10, 1997
32	St. Francis (N.Y.) vs. Lehman	1988
31	Canisius vs. Coppin St.	April 6, 1996
31	Coppin St. vs. Morgan St.	April 20, 1994
31	UNC Greensboro vs. Coppin St.	March 23, 1994
31	Morehead St. vs. Lincoln Memorial	April 29, 1992
31	Brooklyn vs. St. Francis (N.Y.)	1986
31	Adelphi vs. Hofstra	April 9, 1984
31	Rider vs. St. Peter's	1983

RUNS, INNING

No.	Team vs. Opponent	Date (Inning)
29	Col. of Charleston vs. Savannah St. (G2/DH)	Feb. 11, 2004 (2nd)
17	Jacksonville vs. Savannah St.	May 2, 2004 (4th)
17	Arizona vs. Bowling Green	Feb. 16, 2001 (4th)
16	Col. of Charleston vs. Savannah St. (G1/DH)	Feb. 11, 2004 (5th)
15	LSU vs. Nicholls St.	April 11, 2004 (4th)
15	Radford vs. N.C. A&T (G1/DH)	Feb. 26, 2002 (4th)
13	UTSA vs. Texas Southern	April 8, 2004 (5th)
13	East Caro. vs. St. Francis (N.Y.)	March 20, 2004 (4th)
13	Purdue vs. IPFW (G2/DH)	April 8, 2003 (2nd)
12	LSU vs. Texas Southern	Feb. 22, 2006 (2nd)
12	Arizona St. vs. Utah St.	Feb. 22, 2004 (2nd)
12	Virginia Tech vs. St. Louis	Feb. 28, 1998 (1st)
12	LSU vs. Mississippi	March 30, 1997 (3rd)
12	Washington vs. Stanford	March 22, 1993 (1st)
11	Tennessee vs. Kansas	Feb. 18, 2006 (5th)
11	LSU vs. Kentucky	April 10, 2005 (1st)
11	Tennessee vs. N.C. A&T	March 5, 2005 (3rd)
11	Auburn vs. Alabama St.	Feb. 9, 2005 (1st)
11	Western Ill. vs. Alabama St.	March 10, 2004 (3rd)
11	Massachusetts vs. George Washington	May 4, 2003 (1st)
11	Virginia Tech vs. Liberty	March 27, 2002 (4th)
11	Washington vs. Stanford	March 22, 1993 (2nd)

HITS

No.	Team vs. Opponent	Date
41	Canisius vs. Roberts Wesleyan	May 1, 1985
35	Canisius vs. Manhattan	April 28, 1990
34	Cornell vs. Coppin St.	March 19, 1995
32	Col. of Charleston vs. Savannah St. (G2/DH)	Feb. 11, 2004
31	Tennessee vs. Le Moyne	March 18, 1996
29	South Carolina vs. Coppin St.	March 30, 1996
29	Morehead St. vs. Kentucky St.	April 13, 1992
28	UTSA vs. Texas Southern	April 8, 2004
28	Col. of Charleston vs. Savannah St. (G1/DH)	Feb. 11, 2004
28	UMBC vs. Coppin St.	March 12, 1995
28	Hofstra vs. Brooklyn	May 7, 1992
27	Jacksonville vs. Savannah St.	May 2, 2004
27	La.-Lafayette vs. Samford	April 15, 1995
27	Long Island vs. Delaware St.	March 18, 1995
27	Coastal Caro. vs. South Carolina St.	March 24, 1994
27	Ball St. vs. St. Leo	March 2, 1987
26	Canisius vs. Coppin St.	April 6, 1996
26	Adelphi vs. Hofstra	April 9, 1984
25	Alabama vs. Arkansas (19 inn.)	March 21, 1999
25	Tennessee vs. Coastal Caro.	April 27, 1996
25	Utah vs. Creighton (31 inn.)	May 11, 1991
25	South Carolina vs. Charlotte	1988
25	Niagara vs. Daemen	April 23, 1982

DOUBLES

No.	Team vs. Opponent	Date
13	Col. of Charleston vs. Savannah St. (G2/DH)	Feb. 11, 2004
11	South Carolina vs. Coppin St.	March 30, 1996
10	Cal St. Northridge vs. New Mexico	April 20, 1996
10	Coastal Caro. vs. South Carolina St.	March 24, 1994
9	Col. of Charleston vs. Savannah St. (G1/DH)	Feb. 11, 2004
9	Tennessee vs. Coastal Caro.	April 27, 1996
9	Tennessee vs. Samford	April 16, 1996
8	LSU vs. Grambling	Feb. 15, 2006
8	Alabama vs. A&M-Corpus Christi	Feb. 17, 2001
8	Tennessee vs. Samford	April 6, 1996
8	Tennessee vs. Le Moyne	March 18, 1996
8	Niagara vs. Buffalo St.	May 2, 1986

TRIPLES

No.	Team vs. Opponent	Date
7	Massachusetts vs. Canisius	May 8, 1997
7	Massachusetts vs. Miami (Ohio)	March 17, 1986
6	Mississippi St. vs. Alabama A&M	Feb. 20, 2004
6	Cornell vs. Coppin St.	March 19, 1995
6	Southern Ill. vs. Drake	May 12, 1989
5	Southern Ill. vs. Bradley	April 24, 1993
5	Virginia vs. UMBC	March 6, 1993
5	Morehead St. vs. Lincoln Memorial	April 29, 1992
5	North Carolina vs. Limestone	April 22, 1992
5	Ohio St. vs. Penn St.	April 7, 1992
5	Ill.-Chicago vs. Northern Ill.	May 9, 1991
5	Wagner vs. Iona	April 4, 1990
5	Oklahoma St. vs. McNeese St.	March 10, 1990
5	Charleston So. vs. Augusta St.	April 23, 1988

HOME RUNS

No.	Team vs. Opponent	Date
10	UTSA vs. Texas Southern	April 8, 2004
8	UTSA vs. Texas Southern (G1/DH)	April 1, 2004
8	UTSA vs. Texas Southern (G2/DH)	April 1, 2004
8	Texas St. vs. Stephen F. Austin	March 2, 2002
7	UTSA vs. Texas-Arlington	April 30, 2006
7	UTEP vs. New Mexico	Feb. 18, 2006
7	La.-Lafayette vs. Centenary (La.)	April 17, 1999
7	Canisius vs. Manhattan	April 28, 1990
6	UMBC vs. Georgetown (G2/DH)	April 4, 2006
6	UTSA vs. Stephen F. Austin	March 26, 2006
6	Northwestern vs. Michigan St.	April 30, 2005
6	UTSA vs. McNeese St.	March 12, 2005
6	UTSA vs. Albany (N.Y.)	Feb. 25, 2005
6	Fresno St. vs. Nevada	May 15, 2004
6	Belmont vs. St. Mary's (Ind.)	March 10, 2004
6	Troy vs. Southeastern La.	Feb. 15, 2004
6	UCLA vs. Nebraska	Feb. 13, 2004
6	Houston vs. Texas Southern	April 23, 2003
6	Cornell vs. Harvard	April 13, 2003
6	Arizona vs. Bowling Green	Feb. 16, 2001
6	Oregon vs. Santa Clara	March 23, 1999
6	Nebraska vs. Creighton	Feb. 24, 1996
6	La.-Lafayette vs. Florida St.	March 24, 1994
6	La.-Lafayette vs. Northwestern St.	April 15, 1993

CONSECUTIVE HOME RUNS

No.	Team vs. Opponent	Date
3	Siena vs. Binghamton (G2/DH)	April 21, 2005
3	Virginia vs. Radford (G2/DH)	April 21, 2005
3	Tennessee vs. Nebraska	Feb. 12, 2005
3	UTSA vs. Texas Southern	April 8, 2004

RUNS BATTED IN

No.	Team vs. Opponent	Date
39	Canisius vs. Roberts Wesleyan	May 1, 1985
37	Col. of Charleston vs. Savannah St. (G2/DH)	Feb. 11, 2004
31	Canisius vs. Manhattan	April 28, 1990
30	La.-Lafayette vs. Southern U. (5 inn.)	March 30, 2000
30	Mississippi St. vs. Alabama St.	March 1, 1997
29	Long Island vs. Delaware St.	March 18, 1995
29	Adelphi vs. Hofstra	April 9, 1984
28	Jacksonville vs. Savannah St.	May 2, 2004
28	La.-Lafayette vs. Samford	April 15, 1995
27	St. Francis (N.Y.) vs. Delaware St.	March 19, 1996
27	Tennessee vs. Le Moyne	March 18, 1996
27	UMBC vs. Coppin St.	March 12, 1995
27	Coastal Caro. vs. South Carolina St.	March 24, 1994
26	Canisius vs. Coppin St.	April 6, 1996
26	Cornell vs. Coppin St.	March 19, 1995
25	UTSA vs. Texas Southern	April 8, 2004
25	Col. of Charleston vs. Savannah St. (G1/DH)	Feb. 11, 2004
25	South Carolina vs. Coppin St.	March 30, 1996
25	Long Island vs. Mt. St. Mary's	April 6, 1991
24	Arizona vs. Stanford	April 14, 1995
24	Washington vs. Stanford	April 30, 1993
24	California vs. Stanford	April 3, 1993
24	Charleston So. vs. S.C.-Aiken	April 4, 1988

TOTAL BASES

No.	Team vs. Opponent	Date
64	UTSA vs. Texas Southern	April 8, 2004
64	Canisius vs. Manhattan	April 28, 1990
59	Cornell vs. Coppin St.	March 19, 1995
57	Col. of Charleston vs. Savannah St. (G2/DH)	Feb. 11, 2004
57	La.-Lafayette vs. Samford	April 15, 1995
56	Canisius vs. Roberts Wesleyan	May 1, 1985
52	La.-Lafayette vs. Centenary (La.)	April 17, 1999
50	Tennessee vs. Le Moyne	March 18, 1996
48	Houston vs. Texas Southern	April 23, 2003
47	UTSA vs. Texas Southern (G1/DH)	April 1, 2004
45	UTSA vs. Texas Southern (G2/DH)	April 1, 2004
45	Col. of Charleston vs. Savannah St. (G1/DH)	Feb. 11, 2004
43	Mississippi St. vs. Alabama St.	March 1, 1997
43	Nebraska vs. Creighton	Feb. 24, 1996
43	UMBC vs. Coppin St.	March 12, 1995
43	Coastal Caro. vs. South Carolina St.	March 24, 1994
42	Hofstra vs. Brooklyn	May 7, 1992
41	South Carolina vs. Coppin St.	March 30, 1996
41	Southern Ill. vs. Drake	May 12, 1989
41	Niagara vs. Daemen	April 23, 1982
40	Fresno St. vs. Nevada	May 15, 2004
40	Jacksonville vs. Savannah St.	May 2, 2004
40	Arizona vs. Stanford	April 14, 1995
39	UMBC vs. Georgetown (G2/DH)	April 4, 2006
39	Ill.-Chicago vs. N.C. A&T	March 22, 1998
39	Cal St. Northridge vs. New Mexico	April 20, 1996

STOLEN BASES

No.	Team vs. Opponent	Date
17	Nicholls St. vs. St. Peter's	April 1, 1994
15	Massachusetts vs. St. Peter's	March 16, 1985
14	Tennessee Tech vs. Penn	March 11, 1996
14	Charleston So. vs. Voorhees	May 1, 1987
14	Niagara vs. Rochester Inst.	May 4, 1986
13	Tennessee Tech vs. N.C. A&T	April 14, 1996
13	Detroit vs. Loyola (Ill.)	May 11, 1991
13	UNC Wilmington vs. St. Andrews	March 3, 1985
12	Nicholls St. vs. Jackson St.	Feb. 20, 1997
11	Baylor vs. Wichita St.	Feb. 6, 2004
11	DePaul vs. Loyola (Ill.)	April 2, 1991
11	IUPUI vs. Penn	March 13, 2001
10	Georgia vs. Marshall	Feb. 23, 2002
10	UCLA vs. Canisius	May 18, 2000
10	Mississippi St. vs. Alcorn St.	Feb. 22, 1997
10	DePaul vs. Coastal Caro.	May 17, 1992
10	Akron vs. Valparaiso	April 24, 1992
10	Morehead St. vs. Kentucky St.	April 13, 1992
10	Akron vs. Cleveland St.	April 8, 1992
10	Adelphi vs. Providence	April 16, 1988
10	Ill.-Chicago vs. Wis.-Parkside	March 31, 1986
10	Hofstra vs. St. Peter's	April 6, 1985

BASES ON BALLS

No.	Team vs. Opponent	Date
26	St. Francis (N.Y.) vs. Delaware St.	April 27, 1997
26	Austin Peay vs. Tennessee St.	Feb. 25, 1994
21	Radford vs. N.C. A&T	Feb. 26, 2002
20	Holy Cross vs. Lafayette	April 12, 1992
20	Charleston So. vs. S.C.-Aiken	April 4, 1988
19	Long Island vs. Iona	March 29, 1988
17	Hampton vs. Delaware St.	April 13, 1997
17	Wagner vs. Long Island	April 10, 1989
17	Adelphi vs. Hofstra	April 12, 1982
16	Long Island vs. St. Peter's	April 10, 1991
16	Furman vs. UNC Wilmington	March 1, 1988
16	Charlotte vs. S.C. Upstate	April 3, 1986
15	Mt. St. Mary's vs. Coppin St.	April 10, 1997
15	George Mason vs. Delaware St.	April 6, 1995
15	Eastern Ky. vs. Missouri Valley	March 18, 1993
15	Niagara vs. Canisius	April 25, 1987
15	Bucknell vs. York (Pa.)	April 23, 1983

STRIKEOUTS

No.	Team vs. Opponent	Date
28	Baylor vs. North Carolina (16 inn.)	May 20, 2004
28	Florida St. vs. Southern Miss. (15 inn.)	March 10, 1984
26	Nevada vs. Virginia Tech (11 inn.)	March 3, 2006
26	Texas St. vs. Texas (12 inn.)	March 20, 2002
26	Ill.-Chicago vs. Cleveland St. (16 inn.)	May 3, 1997
26	Oregon vs. California (12 inn.)	March 20, 1993
25	Fla. Atlantic vs. Stetson (15 inn.)	May 4, 2001
25	Temple vs. Adelphi (23 inn.)	April 23, 1985
25	Long Beach St. vs. UCLA (11 inn.)	April 10, 1984
25	Cal St. Fullerton vs. UCLA (17 inn.)	April 20, 1983
25	Cal Poly Pomona vs. UCLA (18 inn.)	May 3, 1982
24	Texas vs. Texas Tech (10 inn.)	April 26, 2005
24	Western Mich. vs. Ball St. (14 inn.)	May 2, 1992
23	Texas vs. Arizona (10 inn.)	March 17, 2005
23	Mississippi St. vs. Texas (14 inn.)	March 1, 2002
23	Indiana St. vs. Nebraska (12 inn.)	April 24, 1988
22	Radford vs. Virginia Tech (9 inn.)	Feb. 23, 2005
22	Tulsa vs. Fresno St. (17 inn.)	April 4, 2002
22	Indiana vs. South Carolina (10 inn.)	1985
21	Texas vs. Arizona St. (8 inn.)	March 19, 2005
21	Cleveland St. vs. Wright St. (18 inn.)	March 29, 2003
21	LSU vs. Southern Miss. (13 inn.)	May 20, 2000
21	Creighton vs. California	March 22, 1991
21	UMKC vs. Drake (15 inn.)	April 30, 1990

RUNNERS LEFT ON BASE

No.	Team vs. Opponent	Date
34	Utah vs. Creighton (31 inn.)	May 11, 1991
32	Bucknell vs. Colgate (19 inn.)	April 27, 1997
31	Utah vs. Creighton (25 inn.)	May 12, 1991
28	Georgia vs. Oregon (12 inn.)	Feb. 8, 2003
25	Creighton vs. Utah (25 inn.)	May 12, 1991
24	Cal Poly vs. UC Riverside (14 inn.)	April 24, 2002
20	Buffalo vs. Sam Houston St.	Feb. 10, 2001
20	Arizona vs. Long Beach St. (21 inn.)	April 21, 1983
19	Creighton vs. Utah (31 inn.)	May 11, 1991
18	Purdue vs. Minnesota (16 inn.)	April 29, 2000
18	Bucknell vs. Army (18 inn.)	May 1, 1993
18	Army vs. Bucknell (18 inn.)	May 1, 1993
18	Northwestern St. vs. La.-Lafayette (21 inn.)	April 9, 1992
18	Hawaii vs. Utah St. (20 inn.)	April 20, 1991
18	Nicholls St. vs. Mississippi St.	April 2, 1985
18	UCLA vs. Cal St. Fullerton (17 inn.)	April 28, 1982

Fielding

ERRORS

No.	Team vs. Opponent	Date
12	Siena vs. Holy Cross	April 27, 1999
12	Radford vs. Charlotte	Feb. 28, 1993
12	Niagara vs. Edinboro	April 24, 1986
11	Hampton vs. Nicholls St.	May 10, 1996
10	Indiana St. vs. Creighton	April 2, 1993

No.	Team vs. Opponent	Date
10	Wright St. vs. Ashland	March 30, 1988
10	Charleston So. vs. Charlotte	March 22, 1987
10	Arizona vs. Long Beach St. (11 inn.)	March 27, 1982
9	Buffalo vs. Youngstown St.	May 6, 2000
9	Buffalo vs. Dayton	March 17, 2000
9	New Mexico St. vs. UNLV	April 15, 1992
9	Ohio St. vs. Ohio	April 15, 1992
9	Drexel vs. Lafayette	April 14, 1992
9	Delaware vs. Hartford	April 11, 1992
9	Delaware vs. Lehigh	April 9, 1992
9	Delaware St. vs. Bowie St.	April 9, 1992
9	Fordham vs. Lehigh	April 4, 1992
9	UNC Wilmington vs. Virginia	April 19, 1989
9	Bucknell vs. Bloomsburg	April 9, 1989
9	Notre Dame vs. Southern Ind.	March 9, 1989
9	Delaware vs. Lafayette	April 23, 1988

DOUBLE PLAYS

No.	Team vs. Opponent	Date
4	Arkansas vs. Alabama	March 21, 1999
4	Fresno St. vs. Pacific (11 inn.)	Feb. 28, 1989
3	Several times	

Miscellaneous

LONGEST WINNING STREAK

No.	Team	Dates
47	Arizona	April 5, 1996-March 23, 1997
38	South Carolina	Feb. 22-April 5, 1997
37	UCLA	Feb. 5-March 31, 1999
37	Princeton	March 20-April 28, 1996
35	Canisius	March 18-May 8, 1993
35	Cal St. Fullerton	March 6-April 21, 1987
34	Arizona	Feb. 6-March 19, 2000
33	UCLA	Feb. 5-April 2, 1992
32	Arizona	April 13-Feb. 9, 2002
32	California	Feb. 10-March 16, 2001
32	Southeast Mo. St.	March 10-April 18, 1996
32	Florida St.	March 4-26, 1985
31	Arizona	Feb. 2-March 14, 2001
31	Arizona	Feb. 11-March 26, 1994
29	Arizona	April 4-May 24, 1998
28	DePaul	March 24-May 1, 1998
27	Florida St.	March 22-May 15, 2003
27	Alabama	Feb. 9-March 24, 2001
27	Arizona	Feb. 11-March 17, 1995
26	Virginia Tech	April 2-May 1, 1999
26	Arizona	April 9-May 25, 1997

LARGEST WINNING MARGIN

No.	Team vs. Opponent	Date
43	Canisius (48) vs. Roberts Wesleyan (5)	May 1, 1985
42	Col. of Charleston (42) vs. Savannah St. (0) (G2/DH)	Feb. 11, 2004
39	Cornell (43) vs. Coppin St. (4)	March 19, 1995
37	Long Island (37) vs. Delaware St. (0)	March 18, 1995
36	Nevada (36) vs. Loyola Marymount (0)	1986
34	La.-Lafayette (35) vs. Southern U. (1)	March 30, 2000
34	Coastal Caro. (35) vs. South Carolina St. (1)	March 24, 1994
33	Jacksonville (33) vs. Savannah St. (0)	May 2, 2004
33	Col. of Charleston (33) vs. Savannah St. (0) (G1/DH)	Feb. 11, 2004
31	Canisius (31) vs. Coppin St. (0)	April 6, 1996
31	UNC Greensboro (31) vs. Coppin St. (0)	March 23, 1994
31	Adelphi (31) vs. Hofstra (0)	April 9, 1984
30	Mississippi St. (30) vs. Alabama St. (0)	March 1, 1997
30	Tennessee (30) vs. Le Moyne (0)	March 18, 1996
30	N.C. A&T (30) vs. South Carolina St. (0)	1994
29	Arizona (29) vs. Bowling Green (0)	Feb. 16, 2001
29	La.-Lafayette (29) vs. Samford (0)	April 15, 1995
29	Morehead St. (31) vs. Lincoln Memorial (2)	1992
29	Canisius (29) vs. Mt. St. Mary's (0)	April 4, 1991
29	Canisius (36) vs. Manhattan (7)	April 28, 1990
29	St. Francis (N.Y.) (32) vs. Lehman (3)	1988

SEASON RECORDS

Batting

RUNS PER GAME

Team	Year	G	R	Avg.
Southern U.	1997	33	488	14.79
Alcorn St.	1998	34	437	12.85
Alabama St.	1998	48	555	11.56
Delaware St.	1994	23	256	11.13
Delaware St.	1993	27	300	11.11
Alcorn St.	1997	39	422	10.82
Grambling	1997	43	421	9.79
Morgan St.	1994	29	275	9.48
Mississippi Val.	1998	41	388	9.46
Morgan St.	1996	32	300	9.38
Delaware St.	1992	25	229	9.16
Canisius	1985	35	319	9.11
Norfolk St.	1998	39	355	9.10
Delaware St.	1995	28	245	8.75
Arizona	1995	72	629	8.74

RUNS

Team	Year	G	R
Arizona	1995	72	629
Arizona	1998	71	569
Alabama St.	1998	48	555
Arizona	1994	67	527
Tennessee	1996	68	520
Arizona	1997	66	500
Southern U.	1997	33	488
Arizona	2001	69	475
Arizona	1996	67	467
Oklahoma	2000	74	459
Ill.-Chicago	1999	84	451
Alabama A&M	2002	55	446
UMBC	2006	66	443
La.-Lafayette	2006	62	437
Tennessee	2006	73	437
Alcorn St.	1998	34	437
Washington	1996	68	433
UCLA	1999	69	429
Georgia Tech	2006	70	428
Jacksonville St.	2004	62	427

BATTING AVERAGE

Team	Year	G	AB	Hits	Avg.
Alcorn St.	1997	39	994	437	.440
Alcorn St.	1998	34	867	353	.407
Delaware St.	1993	27	772	309	.400
Southern U.	1997	33	916	363	.396
Arizona	1998	71	1,900	731	.385
Arizona	1995	72	1,999	765	.383
Arizona	1994	67	1,847	701	.380
Grambling	1997	43	1,129	424	.376
Arizona	1997	66	1,921	721	.375
Tennessee	1996	68	1,849	676	.366
Chicago St.	1987	20	486	177	.364
Alabama St.	1998	48	1,157	420	.363
Chattanooga	1998	62	1,562	564	.361
Lehigh	1995	50	1,406	507	.361
Coastal Caro.	1994	59	1,561	557	.357
Canisius	1985	35	1,009	360	.357
Arizona	1996	67	1,869	665	.356
Iowa	1997	61	1,711	607	.355
UCLA	1996	58	1,623	575	.354
UCLA	1995	56	1,518	532	.350

HITS

Team	Year	G	Hits
Arizona	1995	72	765
Arizona	1998	71	731
Arizona	1997	66	721
Arizona	1994	67	701
Tennessee	2005	82	678
Ill.-Chicago	1999	84	677
Tennessee	1996	68	676

Team	Year	G	Hits
Arizona	1996	67	665
Tennessee	2006	73	662
Oklahoma	2000	74	648
Ill.-Chicago	1997	80	648
Washington	1995	73	644
Washington	1996	68	643
UCLA	2001	68	642
UCLA	1999	69	633
Fresno St.	1997	69	630
Arizona	2001	69	629
Oklahoma	1994	73	629
Florida St.	1995	73	628

DOUBLES PER GAME

Team	Year	G	2B	Avg.
Chicago St.	1987	20	46	2.30
Yale	1993	43	93	2.16
Tennessee	1996	68	142	2.09
Cornell	1996	37	77	2.08
Southern U.	1997	33	67	2.03
Jackson St.	2006	53	106	2.00
Alcorn St.	1997	39	77	1.97
Alabama St.	1999	40	78	1.95
St. Joseph's	1997	55	104	1.89
Bowling Green	2002	48	90	1.88
Delaware St.	1993	27	50	1.85
Middle Tenn.	2004	58	107	1.84
Army	2005	50	92	1.84
Hofstra	1997	54	99	1.83
Delaware St.	1994	23	42	1.83
Morehead St.	1992	45	82	1.82
Oklahoma	2005	67	120	1.79
Colorado St.	2004	54	96	1.78
Western Ill.	1997	54	96	1.78
Alcorn St.	1998	34	60	1.76
Illinois St.	1997	49	86	1.76

DOUBLES

Team	Year	G	2B
Tennessee	1996	68	142
Ill.-Chicago	1997	80	130
East Caro.	2000	77	127
Ill.-Chicago	1999	84	125
Tennessee	1999	71	122
Oklahoma	2005	67	120
Washington	2000	71	115
Oklahoma	2000	74	114
LSU	1998	72	113
Col. of Charleston	2004	66	112
Arizona	1995	72	111
DePaul	1999	68	110
Col. of Charleston	2005	71	109
La.-Lafayette	1999	65	109
Arizona	1998	71	109
UCLA	1999	69	108
Princeton	1995	62	108
Ill.-Chicago	2005	67	107
Middle Tenn.	2004	58	107
Ill.-Chicago	2001	71	107

TRIPLES PER GAME

Team	Year	G	3B	Avg.
Long Island	1991	34	33	0.97
Canisius	1987	24	23	0.96
Norfolk St.	1998	39	37	0.95
Southern Ill.	1993	46	40	0.87
Stetson	1990	44	38	0.86
Dayton	1982	21	18	0.86
Delaware St.	1993	27	23	0.85
Robert Morris	1987	24	20	0.83
Monmouth	1995	57	47	0.82
Holy Cross	1990	28	23	0.82
Canisius	1993	39	32	0.82
Austin Peay	1987	33	27	0.82
Rutgers	1995	47	38	0.81
San Jose St.	1986	41	33	0.80
Lehigh	1995	50	39	0.78
Boston U.	1994	45	35	0.78

TRIPLES

Team	Year	G	3B
Monmouth	1995	57	47
South Carolina	1994	69	42
Southern Ill.	1993	46	40
Illinois St.	1991	58	40
Central Mich.	1996	61	39
Lehigh	1995	50	39
Georgia Tech	1994	58	39
Southern Utah	2000	60	38
Fla. Atlantic	1998	67	38
Rutgers	1995	47	38
Stetson	1990	44	38
Norfolk St.	1998	39	37
Ill.-Chicago	1991	54	37
George Mason	1986	50	37
Fla. Atlantic	1997	71	36
Florida A&M	1993	58	36
Missouri	1982	66	36

HOME RUNS PER GAME

Team	Year	G	HR	Avg.
UTSA	2006	51	105	2.06
UTSA	2004	54	101	1.87
Arizona	2001	69	126	1.83
UTSA	2005	60	103	1.72
La.-Lafayette	2006	62	102	1.65
Jacksonville St.	2004	62	97	1.56
UTSA	2003	55	80	1.45
UCLA	2003	61	88	1.44
Loyola Marymount	2004	46	66	1.43
Michigan	2005	72	103	1.43
Washington	2005	57	80	1.40
Missouri	2005	59	82	1.39
Arizona	1995	72	100	1.39
Arizona	2002	67	93	1.39
Arizona	1994	67	93	1.39
UCLA	1999	69	95	1.38
UCLA	2004	56	77	1.38
Cornell	2003	38	51	1.34
Western Caro.	2006	61	81	1.33
La.-Lafayette	2004	68	88	1.29
UMBC	2006	66	83	1.26
La.-Lafayette	2002	63	76	1.21
Washington	2000	71	84	1.18
Washington	2003	64	75	1.17

HOME RUNS

Team	Year	G	HR
Arizona	2001	69	126
UTSA	2006	51	105
UTSA	2005	60	103
Michigan	2005	72	103
La.-Lafayette	2006	62	102
UTSA	2004	54	101
Arizona	1995	72	100
Jacksonville St.	2004	62	97
UCLA	1999	69	95
La.-Lafayette	2002	67	93
Arizona	1994	67	93
La.-Lafayette	2004	68	88
UCLA	2003	61	88
Oklahoma	2000	74	85
Washington	2000	71	84
UMBC	2006	66	83
Missouri	2005	59	82
Western Caro.	2006	61	81
La.-Lafayette	2005	61	81
Washington	2005	57	80
UTSA	2003	55	80
Arizona	1998	71	79
UCLA	2004	56	77
Georgia Tech	2006	70	75
Washington	2003	64	75

SLUGGING PERCENTAGE

Team	Year	G	AB	TB	Pct.
Alcorn St.	1997	39	994	695	.699
Brooklyn	1983	21	591	397	.672
Alcorn St.	1998	34	867	532	.614
Arizona	1995	72	1,999	1,216	.608
Arizona	1994	67	1,847	1,112	.602
Arizona	2001	69	1,871	1,112	.594
Arizona	1998	71	1,900	1,117	.588
Southern U.	1997	33	916	533	.582
UTSA	2004	54	1,449	843	.582
UTSA	2005	60	1,689	971	.575

Team	Year	G	AB	TB	Pct.
UTSA	2006	51	1,406	808	.575
Jacksonville St.	2004	62	1,744	981	.563
Delaware St.	1993	27	772	432	.560
UCLA	1999	69	1,868	1,042	.558
Loyola Marymount	2004	46	1,273	709	.557
UCLA	2003	61	1,640	900	.549
Tennessee	1996	68	1,849	1,012	.547
Missouri	2005	59	1,565	852	.544
La.-Lafayette	2006	62	1,675	905	.540
Oklahoma	2000	74	1,971	1,053	.534
Chicago St.	1987	20	486	258	.531
UMBC	2006	66	1,783	945	.530
Michigan	2005	72	1,946	1,031	.530
Arizona	1997	66	1,921	1,016	.529
Alabama	1998	67	1,800	947	.526
UCLA	1995	56	1,518	798	.526
Colorado St.	2004	54	1,467	765	.521
Southern Miss.	1999	61	1,595	830	.520

STOLEN BASES PER GAME

Team	Year	G	SB	Avg.
Alcorn St.	1998	34	275	8.09
Delaware St.	1994	23	177	7.70
Alabama St.	1998	48	368	7.67
Morgan St.	1994	29	194	6.69
Southern U.	1997	33	215	6.52
Grambling	1997	43	275	6.40
Morgan St.	1995	32	191	5.97
Mississippi Val.	1999	35	200	5.71
Mississippi Val.	1998	41	234	5.71
Yale	1983	17	97	5.71
Prairie View	2001	49	276	5.63
Grambling	1999	43	234	5.44
Alcorn St.	1997	39	211	5.41
Alabama St.	2000	50	270	5.40
Delaware St.	1993	27	145	5.37
Delaware St.	1996	28	147	5.25
Delaware St.	1995	28	147	5.25

STOLEN BASES

Team	Year	G	SB
Alabama St.	1998	48	368
Prairie View	2001	49	276
Alcorn St.	1998	34	275
Grambling	1997	43	275
Alabama St.	2000	50	270
Prairie View	2000	51	237
Grambling	1999	43	234
Mississippi Val.	1998	41	234
East Caro.	2000	77	228
N.C. A&T	1998	49	225
Prairie View	1999	48	216
Southern U.	1997	33	215
Southern Miss.	2000	76	213
Alcorn St.	1997	39	211
Georgia	2002	76	208
East Caro.	1994	64	207
Alabama St.	1999	40	203
Mississippi Val.	1999	35	200
Washington	1997	69	194
Morgan St.	1994	29	194
Bethune-Cookman	1997	42	192

STOLEN-BASE PERCENTAGE

(Minimum 1.5 attempts per game played)

Team	Year	G	SB	SBA	Pct.
DePaul	2002	61	101	101	1.000
Central Conn. St.	1990	42	82	82	1.000
Texas Tech	1982	20	37	37	1.000
Morgan St.	1994	29	194	195	.995
Bethune-Cookman	1994	37	170	171	.994
Winthrop	1990	53	82	83	.988
Vermont	1996	34	52	53	.981
Canisius	1987	24	51	52	.981
Delaware St.	1995	28	147	150	.980
UNC Asheville	1988	34	112	116	.966
UMBC	1997	57	102	106	.962
St. Louis	1990	29	50	52	.962
Alcorn St.	1999	32	149	155	.961
Bethune-Cookman	1997	42	192	200	.960
South Carolina St.	1996	42	142	148	.959
Villanova	1990	40	68	71	.958

BASES ON BALLS PER GAME

Team	Year	G	BB	Avg.
Lehigh	1982	16	128	8.00
Coppin St.	1995	24	156	6.50
Siena	1987	16	103	6.44
Grambling	1999	43	274	6.37
Lehigh	1983	21	129	6.14
Charlotte	1986	34	193	5.68
Brown	1983	27	153	5.67
Delaware St.	1994	23	130	5.65
Brown	1982	33	186	5.64
Augusta St.	1990	31	174	5.61
St. Peter's	1987	27	151	5.59
Yale	1983	17	95	5.59
Long Island	1988	40	223	5.58
Brown	1985	36	200	5.56
Canisius	1982	22	120	5.45

BASES ON BALLS

Team	Year	G	BB
California	2002	75	301
Arizona	1995	72	287
Grambling	1999	43	274
Pacific	2003	58	269
Washington	2000	71	251
Arizona	2001	69	244
UMBC	2006	66	238
Ill.-Chicago	1999	84	238
Oklahoma	2000	74	237
Oregon	1999	69	236
Charleston So.	1988	47	232
Delaware St.	2000	47	231
California	2000	74	230
Alabama	2000	80	226
Charleston So.	1987	46	225
Oregon	1999	71	223
Long Island	1988	40	223
LSU	2003	68	222
Arizona	1994	67	221
Arizona	1996	67	220
Virginia	2001	69	219
Arizona	1997	66	219
Washington	1996	68	218
East Caro.	1999	70	217
Manhattan	1991	44	216
Washington	2005	57	215
Florida	2002	76	214

Pitching

EARNED-RUN AVERAGE

Team	Year	W-L-T	IP	R	ER	ERA
UCLA	1984	45-6-1	397.0	20	10	0.18
UCLA	1985	41-9	354.1	21	9	0.18
Adelphi	1984	42-7	356.1	28	10	0.20
Cal St. Fullerton	1982	55-6-2	494.2	39	18	0.25
Cal St. Fullerton	1986	57-9-1	500.0	34	20	0.28
South Fla.	1986	39-11	350.0	40	14	0.28
Adelphi	1985	37-15	396.2	54	16	0.28
UCLA	1983	40-7	364.0	25	15	0.29
UCLA	1982	33-7-2	356.2	18	15	0.29
Fresno St.	1985	53-15	504.2	52	25	0.35
Arizona	1992	58-7	463.1	33	23	0.35
Cal St. Fullerton	1983	56-15	536.0	60	27	0.35
UCLA	1989	48-4	374.0	30	19	0.36
Cal Poly Pomona	1985	52-18	514.2	54	27	0.37
Cal Poly Pomona	1984	45-16-2	533.0	43	28	0.37
Texas A&M	1983	41-11	398.0	38	21	0.37
Florida St.	1984	40-5-2	341.0	30	18	0.37
UCLA	1992	54-2	393.0	32	21	0.37
Cal St. Fullerton	1985	54-10	467.0	43	25	0.37
UCLA	1991	56-7	447.2	36	24	0.38
Oregon St.	1984	40-17	424.1	72	23	0.38

SHUTOUTS

Team	Year	SHO
Tennessee	2005	51
UCLA	1990	47
Cal St. Fullerton	1986	44
South Carolina	1997	43
UCLA	1991	43

Team	Year	SHO
Fresno St.	1990	42
Arizona	1992	41
Cal St. Fullerton	1985	41
Cal St. Fullerton	1983	41
Cal St. Fullerton	1982	41
Arizona	2001	40
Florida St.	1992	40
Fresno St.	1989	40
UCLA	1984	40
UCLA	1992	39
Fresno St.	1991	39

STRIKEOUT RATIO

(Strikeouts per seven innings)

Team	Year	SO	IP	Avg.
Texas	2006	840	438.2	13.40
Texas	2005	835	447.0	13.08
Virginia Tech	2006	653	407.1	11.22
Texas	2002	719	452.0	11.13
Arizona	2006	685	434.0	11.05
LSU	2002	696	446.0	10.92
Texas	2003	621	399.2	10.88
Southern Miss.	2000	790	509.2	10.85
Massachusetts	1999	541	349.2	10.83
Southern Miss.	1999	589	393.2	10.47
A&M-Corpus Christi	2005	538	360.2	10.44
Arizona	2005	573	392.2	10.21
Tennessee	2006	682	469.0	10.18
Tennessee	2005	787	547.0	10.07
Tennessee	2004	681	486.0	9.81
Arizona	2001	632	452.0	9.79
Arizona St.	2006	666	479.0	9.73
UCLA	1994	543	392.0	9.70
Florida St.	1984	393	287.2	9.56
UCLA	2005	548	418.0	9.18
California	1993	518	400.0	9.07
Fresno St.	2006	469	362.1	9.06
LSU	2001	602	469.0	8.99
Northwestern	1984	538	419.1	8.98
Cleveland St.	1997	416	325.2	8.94

BASES ON BALLS RATIO

(Bases on balls per seven innings)

Team	Year	BB	IP	Avg.
Iowa St.	2000	7	318.2	0.15
Dartmouth	2000	10	323.2	0.22
La.-Lafayette	1990	19	372.0	0.36
Marist	2000	18	310.0	0.41
Charlotte	1999	23	375.0	0.43
La.-Lafayette	1995	27	380.1	0.50
Boston College	1996	25	332.0	0.53
Louisiana Tech	1990	30	366.1	0.57
Brown	1996	21	247.2	0.59
Virginia	1986	35	397.2	0.62
Baylor	1983	38	411.1	0.65
Nicholls St.	1995	41	437.1	0.66
Mercer	1997	34	362.0	0.66
Louisiana Tech	1983	34	357.1	0.67
Temple	1986	26	270.0	0.67
Harvard	1989	21	218.0	0.67
Louisiana Tech	1988	40	410.0	0.68
Texas A&M	1982	39	394.0	0.69

Fielding

FIELDING PERCENTAGE

Team	Year	TC	PO	A	E	Pct.
Texas A&M	1985	2,136	1,425	676	35	.984
UCLA	1982	1,660	1,068	563	29	.983
Tennessee	2005	2,089	1,641	410	38	.982
Arizona	2001	1,764	1,356	374	34	.981
Louisiana Tech	1988	1,797	1,230	532	35	.981
UCLA	1993	1,601	1,147	422	32	.980
UCLA	1992	1,600	1,179	389	32	.980
Southern Miss.	2000	1,916	1,529	346	41	.979
Oklahoma	1999	1,716	1,146	534	36	.979
Arizona	1995	2,012	1,332	638	42	.979
UCLA	1990	1,969	1,442	486	41	.979
Stanford	2006	1,701	1,197	468	36	.979
Wichita St.	2006	1,606	1,195	377	34	.979
Michigan	2006	1,620	1,253	332	35	.978
Arizona	1992	2,029	1,389	596	44	.978
Penn St.	2006	1,612	1,142	435	35	.978
Pacific	2006	1,473	1,025	416	32	.978
Long Beach St.	1998	2,021	1,258	719	44	.978
Arizona	1990	2,104	1,365	693	46	.978
South Carolina	1989	1,916	1,223	651	42	.978
Texas	2005	1,687	1,341	309	37	.978
Tennessee	2004	1,904	1,458	404	42	.978
Western Ill.	1990	1,535	1,050	451	34	.978

DOUBLE PLAYS PER GAME

Team	Year	G	W	L	T	DP	Avg.
Brooklyn	1983	21	14	7	0	36	1.71
Penn St.	1985	50	34	16	0	61	1.22
UC Santa Barb.	1985	77	30	47	0	82	1.06
UNC Asheville	1987	26	14	12	0	25	0.96
Rider	1989	46	33	13	0	40	0.87
Northwestern St.	1982	27	17	10	0	23	0.85
Canisius	1982	22	12	10	0	18	0.82
Georgia Tech	1990	49	15	34	0	40	0.82
Augusta St.	1988	38	23	15	0	31	0.82
Nebraska	1982	47	33	14	0	38	0.81
Utah	1989	55	27	28	0	43	0.78
New Orleans	1987	30	9	21	0	23	0.77
Detroit	1984	38	24	14	0	28	0.74
Canisius	1989	29	20	9	0	21	0.72
Colorado St.	1982	41	13	28	0	28	0.68
Eastern Mich.	1982	47	27	20	0	32	0.68
Canisius	1987	24	16	8	0	16	0.67
Penn St.	1984	38	27	11	0	25	0.66
Rider	1990	46	30	16	0	30	0.65
St. Mary's (Cal.)	1988	39	12	26	1	28	0.65

DOUBLE PLAYS

Team	Year	DP
UC Santa Barb.	1985	82
Penn St.	1985	61
Utah	1989	43
Georgia Tech	2006	40
Georgia Tech	1990	40
Rider	1989	40
Fresno St.	1994	39
Cal St. Fullerton	1990	38
Nebraska	1982	38
New Mexico	2000	36
UAB	2001	35
Cal St. Northridge	1992	35
DePaul	2006	34
Southern Utah	1996	34
Eastern Ky.	1997	33
UNC Greensboro	1996	33
Arizona	1995	33
Nicholls St.	1989	33
Fresno St.	1988	33
Furman	2006	32
Oregon	2004	32
Mississippi St.	2000	32
Southern Utah	2000	32
Arizona	1996	32
Cal Poly Pomona	1991	32
Cal St. Fullerton	1988	32
Eastern Mich.	1982	32

Miscellaneous

WINNING PERCENTAGE

Team	Year	W	L	T	Pct.
UCLA	1992	54	2	0	.964
Arizona	1994	64	3	0	.955
Arizona	1998	67	4	0	.944
Arizona	2001	65	4	0	.942
South Carolina	1997	63	5	0	.926
Arizona	1997	61	5	0	.924
Canisius	1993	36	3	0	.923
UCLA	1989	48	4	0	.923
La.-Lafayette	1994	57	5	0	.919
Arizona	1995	66	6	0	.917
Connecticut	1984	22	2	0	.917
UCLA	1999	63	6	0	.913
UCLA	1993	50	5	0	.909

Team	Year	W	L	T	Pct.
Arizona	2004	55	6	0	.902
Michigan	2005	65	7	0	.903
UCLA	1990	62	7	0	.899
UCLA	1995	50	6	0	.893
Arizona	1992	58	7	0	.892
Oklahoma	2000	66	8	0	.892
La.-Lafayette	1993	57	7	0	.891
Michigan	1998	56	7	0	.889
UCLA	1991	56	7	0	.889
Texas A&M	1982	48	6	0	.889

VICTORIES

Team	Year	W	L	T	Pct.
Tennessee	2005	67	15	0	.817
Ill.-Chicago	1999	67	17	0	.798
Arizona	1998	67	4	0	.944
Oklahoma	2000	66	8	0	.892
Alabama	2000	66	14	0	.825
Arizona	1995	66	6	0	.917
Michigan	2005	65	7	0	.903
Arizona	2001	65	4	0	.942
Fresno St.	1999	65	10	0	.867
Arizona	1994	64	3	0	.955
Alabama	2005	63	15	0	.808
Southern Miss.	2000	63	13	0	.829
UCLA	1999	63	6	0	.913
South Carolina	1997	63	5	0	.926
Florida St.	1992	63	9	0	.875
Fla. Atlantic	2002	62	13	0	.827
UCLA	2001	62	6	0	.912
Washington	2000	62	9	0	.873
Florida St.	1991	62	12	0	.838
UCLA	1990	62	7	0	.899
Fresno St.	1990	62	15	0	.805
Tennessee	2006	61	12	0	.834
Arizona	1997	61	5	0	.924
East Caro.	2000	60	17	0	.779
Georgia	2002	59	17	0	.776
LSU	2001	59	11	0	.843
LSU	2000	59	13	0	.819
Washington	1996	59	9	0	.868
Cal St. Fullerton	1987	59	10	0	.855

Annual Team Champions

BATTING AVERAGE

Year	Team	G	W	L	T	AB	Hits	Avg.
1982	Towson	16	8	8	0	465	151	.325
1983	East Caro.	41	31	10	0	1,299	443	.341
1984	Penn St.	38	27	11	0	1,108	328	.296
1985	Canisius	35	26	9	0	1,009	360	.357
1986	Augusta St.	28	16	12	0	749	228	.304
1987	Chicago St.	20	8	12	0	486	177	.364
1988	St. Francis (N.Y.)	29	13	16	0	657	217	.330
1989	Canisius	29	20	9	0	837	279	.333
1990	Canisius	33	21	11	1	992	347	.350
1991	St. Peter's	33	7	26	0	849	292	.344
1992	Morehead St.	45	22	23	0	1,318	460	.349
1993	Canisius	39	36	3	0	1,124	386	.343
1994	Arizona	67	64	3	0	1,847	701	.380
1995	Arizona	72	66	6	0	1,999	765	.383
1996	Tennessee	68	54	14	0	1,849	676	.366
1997	Alcorn St.	39	22	17	0	994	437	.440
1998	Alcorn St.	34	17	17	0	867	353	.407
1999	UCLA	69	63	6	0	1,868	633	.339
2000	Arizona	68	59	9	0	1,812	609	.336
2001	UCLA	68	62	6	0	1,888	642	.340
2002	UCLA	64	55	9	0	1,684	565	.336
2003	Bethune-Cookman	66	45	21	0	1,753	582	.332
2004	Arizona	61	55	6	0	1,617	546	.338
2005	Texas A&M	57	47	10	0	1,512	508	.336
2006	Tennessee	73	61	12	0	1,937	662	.342

HITS

Year	Team	G	W	L	T	AB	Hits	Avg.
1982	Cal St. Fullerton	63	55	6	2	1,730	422	.244
1983	Cal St. Fullerton	71	56	15	0	1,943	479	.247
1984	Cal St. Fullerton	66	54	12	0	1,722	477	.277
1985	Nicholls St.	62	47	14	1	1,616	434	.269
1986	Indiana	63	45	18	0	1,759	455	.259
1987	Cal St. Fullerton	69	59	10	0	1,884	564	.299
1988	Oklahoma St.	60	51	9	0	1,581	498	.315
1989	Fresno St.	72	58	14	0	2,116	566	.267
1990	Fresno St.	77	62	15	0	2,053	559	.272
1991	Minnesota	75	48	27	0	2,049	551	.269
1992	Florida St.	72	63	9	0	1,842	580	.315
1993	Ill.-Chicago	70	56	14	0	1,881	603	.321
1994	Arizona	67	64	3	0	1,847	701	.380
1995	Arizona	72	66	6	0	1,999	765	.383
1996	Tennessee	68	54	14	0	1,849	676	.366
1997	Arizona	66	61	5	0	1,921	721	.375
1998	Arizona	71	67	4	0	1,900	731	.385
1999	Ill.-Chicago	84	67	17	0	2,213	677	.306
2000	Oklahoma	74	66	8	0	1,971	648	.329
2001	UCLA	68	62	6	0	1,888	642	.340
2002	Ohio St.	69	55	14	0	1,816	604	.333
2003	Bethune-Cookman	66	45	21	0	1,753	582	.332
2004	South Fla.	74	60	14	0	1,953	616	.315
2005	Tennessee	82	67	15	0	2,174	678	.312
2006	Tennessee	73	61	12	0	1,937	662	.342

RUNS PER GAME

Year	Team	G	W	L	T	Runs	Avg.
1982	Lehigh	16	9	7	0	135	8.44
1983	Brooklyn	21	14	7	0	201	9.57
1984	Penn	18	11	7	0	126	7.00
1985	Canisius	35	26	9	0	319	9.11
1986	Augusta St.	28	16	12	0	218	7.79
1987	Canisius	24	16	8	0	189	7.88
1988	Charleston So.	47	32	15	0	377	8.02
1989	Canisius	29	20	9	0	232	8.00
1990	Canisius	33	21	11	1	250	7.58
1991	Long Island	34	29	5	0	279	8.21
1992	Delaware St.	25	14	11	0	229	9.16
1993	Florida A&M	58	33	25	0	390	6.72
1994	Delaware St.	23	13	10	0	256	11.13
1995	Arizona	72	66	6	0	629	8.74
1996	Morgan St.	32	15	17	0	300	9.38
1997	Southern U.	33	24	9	0	488	14.79
1998	Alcorn St.	34	17	17	0	437	12.85
1999	Alabama St.	40	26	14	0	340	8.50
2000	Alabama A&M	48	32	16	0	371	7.73
2001	Mississippi Val.	31	8	23	0	266	8.58
2002	Alabama A&M	55	35	20	0	446	8.11
2003	Bethune-Cookman	55	45	21	0	410	6.21
2004	Jacksonville St.	62	41	21	0	427	6.89
2005	Southern U.	43	31	12	0	287	6.67
2006	La.-Lafayette	62	50	12	0	437	7.05

RUNS

Year	Team	G	W	L	T	Runs	Avg.
1982	Fresno St.	54	43	11	0	256	4.74
1983	Texas-Arlington	58	39	19	0	239	4.12
1984	Nicholls St.	51	39	12	0	304	5.96
1985	Canisius	35	26	9	0	319	9.11
1986	Central Mich.	65	45	20	0	247	3.80
1987	Cal St. Fullerton	69	59	10	0	316	4.58
1988	Charleston So.	47	32	15	0	377	8.02
1989	La.-Lafayette	64	48	16	0	284	4.44
1990	Charleston So.	55	32	23	0	278	5.05
1991	Manhattan	44	31	12	1	360	8.18
1992	Florida St.	72	63	9	0	364	5.06
1993	Florida A&M	58	33	25	0	390	6.72
1994	Arizona	67	64	3	0	527	7.87
1995	Arizona	72	66	6	0	629	8.74
1996	Tennessee	68	54	14	0	520	7.65

Year	Team	G	W	L	T	Runs	Avg.
1997	Arizona	66	61	5	0	500	7.58
1998	Arizona	71	67	4	0	569	8.01
1999	Ill.-Chicago	84	67	17	0	451	5.37
2000	Oklahoma	74	66	8	0	459	6.20
2001	Arizona	69	65	4	0	475	6.88
2002	Alabama A&M	55	35	20	0	446	8.11
2003	Bethune-Cookman	55	45	21	0	410	6.21
2004	Jacksonville St.	62	41	21	0	427	6.89
2005	Michigan	72	65	7	0	419	5.82
2006	UMBC	66	46	20	0	443	6.71

DOUBLES PER GAME

Year	Team	G	W	L	T	2B	Avg.
1989	Canisius	29	20	9	0	41	1.41
1990	Indiana St.	33	21	12	0	48	1.45
1991	Massachusetts	52	39	13	0	85	1.63
1992	Morehead St.	45	22	23	0	82	1.82
1993	Yale	43	31	12	0	93	2.16
1994	Delaware St.	23	13	10	0	42	1.83
1995	Princeton	62	49	13	0	108	1.74
1996	Tennessee	68	54	14	0	142	2.09
1997	Southern U.	33	24	9	0	67	2.03
1998	Alcorn St.	34	17	17	0	60	1.76
1999	Alabama St.	40	26	14	0	78	1.95
2000	East Caro.	77	60	17	0	127	1.65
2001	Notre Dame	61	54	7	0	98	1.61
2002	Bowling Green	48	22	25	1	90	1.88
2003	Loyola Marymount	53	33	20	0	94	1.77
2004	Middle Tenn.	58	35	23	0	107	1.84
2005	Army	50	29	21	0	92	1.84
2006	Jackson St.	53	26	27	0	106	2.00

DOUBLES

Year	Team	G	W	L	T	2B	Avg.
1989	Fresno St.	72	58	14	1	72	1.00
1990	Western Ill.	51	35	16	0	69	1.35
1991	DePaul	67	39	28	0	86	1.28
1992	Morehead St.	45	22	23	0	82	1.82
1993	Ill.-Chicago	70	56	14	0	99	1.41
1994	Arizona	67	64	3	0	102	1.52
1995	Arizona	72	66	6	0	111	1.54
1996	Tennessee	68	54	14	0	142	2.09
1997	Ill.-Chicago	80	52	28	0	130	1.63
1998	LSU	72	58	14	0	113	1.57
1999	Ill.-Chicago	84	67	17	0	125	1.49
2000	East Caro.	77	60	17	0	127	1.65
2001	Ill.-Chicago	71	46	25	0	107	1.51
2002	La.-Lafayette	63	50	13	0	106	1.68
2003	Tennessee	70	45	25	0	102	1.46
2004	Col. of Charleston	66	43	23	0	112	1.70
2005	Oklahoma	67	50	17	0	120	1.79
2006	Jackson St.	53	26	27	0	106	2.00

TRIPLES PER GAME

Year	Team	G	W	L	T	3B	Avg.
1989	Northern Ill.	45	38	7	0	27	0.60
1990	Stetson	44	19	25	0	38	0.86
1991	Long Island	34	29	5	0	33	0.97
1992	Manhattan	43	30	12	1	30	0.70
1993	Southern Ill.	46	34	12	0	40	0.87
1994	Boston U.	45	36	9	0	35	0.78
1995	Monmouth	57	37	19	1	47	0.82
1996	Central Mich.	61	40	21	0	39	0.64
1997	Southern U.	33	24	9	0	23	0.70
1998	Norfolk St.	39	24	15	0	37	0.95
1999	Bucknell	47	19	28	0	31	0.66
2000	Grambling	41	22	19	0	31	0.76
2001	Bucknell	47	19	26	2	26	0.55
2002	Alabama A&M	55	35	20	0	33	0.60
2003	Mississippi Val.	48	25	23	0	38	0.79
2004	Alcorn St.	36	13	23	0	18	0.50
2005	Monmouth	49	29	20	0	26	0.53
2006	Albany (N.Y.)	50	36	13	1	25	0.50

TRIPLES

Year	Team	G	W	L	T	3B	Avg.
1989	Temple	49	31	18	0	29	0.59
1990	Stetson	44	19	25	0	38	0.86
1991	Illinois St.	58	37	21	0	40	0.69
1992	Massachusetts	55	39	16	0	34	0.62
1993	Southern Ill.	46	34	12	0	40	0.87
1994	South Carolina	69	52	17	0	42	0.61
1995	Monmouth	57	37	19	1	47	0.82
1996	Central Mich.	61	40	21	0	39	0.64
1997	Fla. Atlantic	71	42	29	0	36	0.51
1998	Fla. Atlantic	67	47	20	0	38	0.57
1999	Fla. Atlantic	69	49	20	0	32	0.46
2000	Southern Utah	60	23	37	0	38	0.63
2001	Lehigh	54	39	15	0	28	0.52
2002	Alabama A&M	55	35	20	0	33	0.60
2003	Mississippi Val.	48	25	23	0	38	0.79
2004	Virginia.	64	38	26	0	29	0.45
2005	Louisville	63	43	20	0	31	0.49
2006	Southern Utah	66	34	32	0	31	0.47

HOME RUNS PER GAME

Year	Team	G	W	L	T	HR	Avg.
1989	Florida St.	53	39	14	0	17	0.32
1990	Wagner	34	21	13	0	15	0.44
1991	Wagner	34	21	13	0	26	0.76
1992	Hartford	39	21	18	0	26	0.67
1993	Arizona	52	44	8	0	36	0.69
1994	Arizona	67	64	3	0	93	1.39
1995	Arizona	72	66	6	0	100	1.39
1996	Tennessee	68	54	14	0	52	0.76
1997	Alcorn St.	39	22	17	0	43	1.10
1998	Arizona	71	67	4	0	79	1.11
1999	UCLA	69	63	6	0	95	1.38
2000	Washington	71	62	9	0	84	1.18
2001	Arizona	69	65	4	0	126	1.83
2002	Arizona	67	55	12	0	93	1.39
2003	UTSA	55	15	40	0	80	1.45
2004	UTSA	54	37	17	0	101	1.87
2005	UTSA	60	42	18	0	103	1.72
2006	UTSA	51	37	14	0	105	2.06

HOME RUNS

Year	Team	G	W	L	T	HR	Avg.
1989	Louisiana Tech	59	45	14	0	18	0.31
1990	DePaul	56	32	23	1	23	0.41
1991	Wagner	34	21	13	0	26	0.76
1992	Hartford	39	21	18	0	26	0.67
1993	Cal St. Northridge	58	48	9	1	40	0.69
1994	Arizona	67	64	3	0	93	1.39
1995	Arizona	72	66	6	0	100	1.39
1996	Tennessee	68	54	14	0	52	0.76
1997	Arizona	66	61	5	0	60	0.91
1998	Arizona	71	67	4	0	79	1.11
1999	UCLA	69	63	6	0	95	1.38
2000	Oklahoma	74	66	8	0	85	1.15
2001	Arizona	69	65	4	0	126	1.83
2002	Arizona	67	55	12	0	93	1.39
2003	UCLA	61	54	7	0	88	1.44
2004	UTSA	54	37	17	0	101	1.87
2005	UTSA	60	42	18	0	103	1.72
	Michigan	72	65	7	0	103	1.43
2006	UTSA	51	37	14	0	105	2.06

STOLEN BASES PER GAME

Year	Team	G	W	L	T	SB	SBA	Avg.
1989	Delaware	34	19	15	0	83	90	2.44
1990	Bucknell	34	20	14	0	89	110	2.62
1991	UNC Wilmington	52	22	30	0	131	160	2.52
1992	UNC Asheville	32	13	19	0	84	100	2.63
1993	Louisiana Tech	36	21	15	0	86	96	2.39
1994	Delaware St.	23	13	10	0	177	190	7.70
1995	Bethune-Cookman	36	19	17	0	112	118	3.11
1996	Delaware St.	28	4	24	0	147	159	5.25
1997	Southern U.	33	24	9	0	215	226	6.52
1998	Alcorn St.	34	17	17	0	275	290	8.09
1999	Mississippi Val.	35	10	25	0	200	222	5.71
2000	Alabama St.	50	25	25	0	270	322	5.40
2001	Prairie View	49	28	21	0	276	299	5.63
2002	Mississippi St.	35	2	33	0	116	139	3.31
2003	Prairie View	48	26	22	0	170	186	3.54
2004	IUPUI	48	22	26	0	134	181	2.79
2005	Texas A&M	57	47	10	0	151	166	2.65
2006	Cleveland St.	53	38	15	0	107	129	2.02

STOLEN BASES

Year	Team	G	W	L	T	SB	SBA	Avg.
1989	New Mexico	46	29	17	0	100	115	2.17
1990	Nebraska	50	31	19	0	124	153	2.48
1991	Detroit	65	39	26	0	149	171	2.29

Year	Team	G	W	L	T	SB	SBA	Avg.
1992	Sam Houston St.	62	41	21	0	144	173	2.32
1993	East Caro.	54	32	22	0	120	131	2.22
1994	East Caro.	64	40	24	0	207	230	3.23
1995	Northwestern	57	38	19	0	142	172	2.49
1996	Florida St.	72	51	21	0	160	171	2.22
1997	Grambling	43	30	13	0	275	288	6.40
1998	Alabama St.	48	32	16	0	368	413	7.67
1999	Grambling	43	19	24	0	234	247	5.44
2000	Alabama St.	50	25	25	0	270	322	5.40
2001	Prairie View	49	28	21	0	276	299	5.63
2002	Georgia	76	59	17	0	207	232	2.72
2003	Prairie View	48	26	22	0	170	186	3.54
2004	East Caro.	72	47	24	1	176	205	2.44
2005	Georgia Tech	65	51	14	0	159	188	2.45
2006	Georgia Tech	70	48	22	0	138	157	1.97

SLUGGING PERCENTAGE

Year	Team	G	W	L	T	AB	TB	Pct.
1989	Canisius	29	20	9	0	837	368	.440
1990	Canisius	33	21	11	1	992	465	.469
1991	Wagner	34	21	13	0	949	473	.498
1992	Canisius	29	22	7	0	768	350	.456
1993	Arizona	52	44	8	0	1,384	641	.463
1994	Arizona	67	64	3	0	1,847	1,112	.602
1995	Arizona	72	66	6	0	1,999	1,216	.608
1996	Tennessee	68	54	14	0	1,849	1,012	.547
1997	Alcorn St.	39	22	17	0	994	695	.699
1998	Alcorn St.	34	17	17	0	867	532	.614
1999	UCLA	69	63	6	0	1,868	1,042	.558
2000	Oklahoma	74	66	8	0	1,971	1,053	.534
2001	Arizona	69	65	4	0	1,871	1,112	.594
2002	UCLA	64	55	9	0	1,684	870	.517
2003	UCLA	61	54	7	0	1,640	900	.549
2004	UTSA	54	37	17	0	1,449	843	.582
2005	UTSA	60	42	18	0	1,689	971	.575
2006	UTSA	51	37	14	0	1,406	808	.575

TOTAL BASES

Year	Team	G	W	L	T	AB	TB	Pct.
1989	Fresno St.	72	58	14	1	2116	684	.323
1990	Fresno St.	77	62	15	0	2053	678	.330
1991	Minnesota	75	48	27	0	2,049	669	.327
1992	Florida St.	72	63	9	0	1,842	766	.416
1993	Ill.-Chicago	70	56	14	0	1,881	851	.452
1994	Arizona	67	64	3	0	1,847	1,112	.602
1995	Arizona	72	66	6	0	1,999	1,216	.608
1996	Tennessee	68	54	14	0	1,849	1,012	.547
1997	Arizona	66	61	5	0	1,921	1,016	.529
1998	Arizona	71	67	4	0	1,900	1,117	.588
1999	UCLA	69	63	6	0	1,868	1,042	.558
2000	Oklahoma	74	66	8	0	1,971	1,053	.534
2001	Arizona	69	65	4	0	1,871	1,112	.594
2002	Ohio St.	69	55	14	0	1,816	887	.488
2003	UCLA	61	54	7	0	1,640	900	.549
2004	Jacksonville St.	62	41	21	0	1,744	981	.563
2005	Michigan	72	65	7	0	1,946	1,031	.530
2006	UMBC	66	46	20	0	1,783	945	.530

EARNED-RUN AVERAGE

Year	Team	G	W	L	T	IP	R	ER	ERA
1982	Cal St. Fullerton	61	55	6	0	494.2	39	18	0.25
1983	UCLA	47	40	7	0	364.0	25	15	0.29
1984	UCLA	52	45	6	1	397.0	20	10	0.18
1985	UCLA	50	41	9	0	354.1	21	9	0.18
1986	Cal St. Fullerton	67	57	9	1	500.0	34	20	0.28
1987	UCLA	60	50	10	0	424.0	48	25	0.41
1988	Fresno St.	72	55	17	0	531.1	76	35	0.46
1989	UCLA	52	48	4	0	374.0	30	19	0.36
1990	Fresno St.	77	62	15	0	543.1	63	32	0.41
1991	UCLA	63	56	7	0	447.2	36	24	0.38
1992	Arizona	65	58	7	0	463.1	33	23	0.35
1993	UCLA	55	50	5	0	382.1	27	24	0.44
1994	La.-Lafayette	62	57	5	0	418.1	51	26	0.44
1995	Sacramento St.	55	40	15	0	389.0	75	42	0.76
1996	Maryland	58	33	24	1	383.2	138	45	0.82
1997	South Carolina	68	63	5	0	464.0	74	37	0.56
1998	DePaul	55	47	8	0	374.0	60	32	0.60
1999	Fresno St.	75	65	10	0	508.0	69	37	0.51
2000	Fresno St.	68	54	14	0	466.1	73	41	0.62
2001	Florida St.	70	58	12	0	474.1	75	48	0.71
2002	UCLA	64	55	9	0	423.3	65	41	0.68
2003	Texas	58	49	9	0	399.2	48	35	0.61
2004	Florida St.	74	62	12	0	498.1	76	44	0.62
2005	Texas	62	49	13	0	447.0	64	38	0.60
2006	Texas	64	55	9	0	438.2	66	51	0.81

FIELDING PERCENTAGE

Year	Team	G	W	L	T	PO	A	E	Pct.
1982	UCLA	40	33	7	0	1,068	563	29	.983
1983	Cal Poly Pomona	56	35	21	0	1,245	615	45	.976
1984	Cal Poly Pomona	63	45	16	2	1,599	691	56	.976
1985	Texas A&M	57	45	12	0	1,425	676	35	.984
1986	Indiana	63	45	18	0	1,410	222	28	.983
1987	Connecticut	35	27	7	1	790	417	32	.974
1988	Louisiana Tech	58	50	8	0	1,230	532	35	.981
1989	South Carolina	58	46	12	0	1,223	651	42	.978
1990	UCLA	69	62	7	0	1,442	486	41	.979
1991	UCLA	63	56	7	0	1,342	507	50	.974
1992	UCLA	56	54	2	0	1,179	389	32	.980
1993	UCLA	55	50	5	0	1,147	442	32	.980
1994	Boston U.	45	36	9	0	910	293	28	.977
1995	Arizona	72	66	6	0	1,332	638	42	.979
1996	UCLA	58	47	11	0	1,148	529	43	.975
1997	Boston College	49	36	13	0	973	483	37	.975
1998	Long Beach St.	59	39	20	0	1,258	719	44	.978
1999	Oklahoma	56	40	16	0	1,146	534	36	.979
2000	Southern Miss.	76	63	13	0	1,529	346	41	.979
2001	Arizona	69	65	4	0	1,356	374	34	.981
2002	Fresno St.	70	50	20	0	1,572	660	53	.977
2003	Arizona	63	56	7	0	1,240	437	41	.976
2004	Tennessee	71	55	16	0	1,458	405	42	.978
2005	Tennessee	82	67	15	0	1,641	410	38	.982
2006	Stanford	60	42	18	0	1,197	468	36	.979

DOUBLE PLAYS PER GAME

Year	Team	G	W	L	T	DP	Avg.
1989	Rider	46	33	13	0	40	0.87
1990	Georgia Tech	49	15	34	0	40	0.82
1991	Cal Poly Pomona	60	27	33	0	32	0.53
1992	Delaware	35	14	21	0	18	0.51
1993	Iona	30	18	11	1	19	0.63
1994	Dayton	45	6	39	0	28	0.62
1995	Wright St.	45	16	29	0	26	0.58
1996	Toledo	51	27	24	0	30	0.59
1997	Eastern Ky.	52	23	29	0	33	0.63
1998	Western Mich.	45	20	25	0	27	0.60
1999	Samford	49	18	31	0	24	0.49
2000	New Mexico	56	38	18	0	36	0.64
2001	UAB	62	27	35	0	35	0.56
2002	Kentucky	56	24	32	0	32	0.57
2003	South Carolina St.	43	18	25	0	24	0.56
2004	Iona	47	26	20	1	29	0.62
2005	Utah St.	52	23	29	0	34	0.65
2006	DePaul	55	33	22	0	34	0.62

DOUBLE PLAYS

Year	Team	G	W	L	T	DP	Avg.
1989	Utah	55	27	28	0	43	0.78
1990	Georgia Tech	49	15	34	0	40	0.82
1991	Cal Poly Pomona	60	27	33	0	32	0.53
1992	Cal St. Northridge	71	45	25	1	35	0.49
1993	Toledo	56	28	28	0	30	0.54
1994	Fresno St.	65	49	16	0	39	0.60
1995	Arizona	72	66	6	0	33	0.46
1996	Southern Utah	61	13	48	0	34	0.56
1997	Eastern Ky.	52	23	29	0	33	0.63
1998	LSU	72	58	14	0	31	0.43
	Florida A&M	73	38	35	0	31	0.42
1999	Arkansas	75	46	29	0	30	0.40
2000	New Mexico	56	38	18	0	36	0.64
2001	UAB	62	27	35	0	35	0.56
2002	Kentucky	56	24	32	0	32	0.57
2003	Texas Tech	63	22	41	0	32	0.51
2004	Oregon	63	42	21	0	32	0.51
2005	Utah St.	52	23	29	0	34	0.65
	Fla. Atlantic	69	37	32	0	34	0.49
2006	Georgia Tech	70	48	22	0	40	0.57

WINNING PERCENTAGE

Year	Team	G	W	L	T	Pct.
1989	UCLA	52	48	4	0	.923
1990	UCLA	69	62	7	0	.899
1991	UCLA	63	56	7	0	.889
1992	UCLA	56	54	2	0	.964
1993	Canisius	39	36	3	0	.923

Year	Team	G	W	L	T	Pct.
1994	Arizona	67	64	3	0	.955
1995	Arizona	72	66	6	0	.917
1996	Washington	68	59	9	0	.868
1997	South Carolina	68	63	5	0	.926
1998	Arizona	71	67	4	0	.944
1999	UCLA	69	63	6	0	.913
2000	Oklahoma	74	66	8	0	.892
2001	Arizona	69	65	4	0	.942
2002	UCLA	64	55	9	0	.859
2003	Arizona	63	56	7	0	.889
2004	Arizona	61	55	6	0	.902
2005	Michigan	72	65	7	0	.903
2006	Texas	64	55	9	0	.859

MOST IMPROVED

Year	Team	From	To	$Imp.
1983	New Mexico	4-22	35-16	18
1984	Toledo	3-24	26-19	14
1985	UC Santa Barb.	17-61	30-47	13
	South Carolina	15-18	34-10	13
1986	Santa Clara	10-28	24-14	14
1987	Hawaii	9-27	31-16	16
1988	Pacific	16-43	35-27	17
1989	Western Mich.	16-42	38-20	22
1990	Drake	13-44	33-24	20
1991	Georgia Tech	15-34	38-12	22
1992	St. Francis (N.Y.)	10-25	24-8	15
1993	Florida A&M	9-41	33-25	20
1994	Hawaii	23-35	51-14	24
	Oklahoma	22-28	58-15	24
1995	Cleveland St.	16-41	37-13	24
1996	New Mexico St.	20-43	40-26	18
1997	Texas Tech	4-44	34-29	22
1998	Prairie View	3-42	26-11	27
1999	UCLA	18-27	63-6	33
2000	Alabama	39-26	66-14	19½
2001	Virginia	27-38	52-17	23
2002	Tulsa	13-42	48-16	30½
2003	Fordham	14-43	37-19	23½
2004	UTSA	15-40	37-17	22½
2005	Texas	24-25	49-13	18½
2006	Charlotte	17-39-1	42-13	25½

$To determine games improved, add the difference in victories between the two seasons to the difference in losses, then divide by two. Ties not counted. This includes postseason play.

2006 Most-Improved Division I Softball Teams

School (Coach)	2005 Won	2005 Lost	2005 Tied	2006 Won	2006 Lost	2006 Tied	$Imp.
Charlotte (Aimee DeVos)	17	39	1	42	13	0	25½
Arizona St. (Clint Myers)	30	26	0	53	15	0	17
Indiana (Stacey Phillips)	13	41	0	30	25	1	16½
LSU (Yvette Girouard)	31	23	0	55	14	0	16½
UMBC (Joe French)	26	31	1	46	20	0	15½
Portland St. (Amy Hayes)	17	28	0	37	18	0	15
Liberty (Paul Wetmore)	22	32	0	41	23	0	14
Tennessee Tech (Tory Acheson)	35	28	0	50	15	0	14
Eastern Ill. (Kim Schuette)	15	32	0	36	26	1	13½
UNC Wilmington (Melissa Jarrell)	22	44	0	33	28	0	13½
Utah (Mona Stevens)	21	29	0	40	21	0	13½
La.-Monroe (Rosemary Holloway-Hill)	15	44	0	27	30	0	13
Maine (Stacey Sullivan)	16	26	0	35	19	0	13
Oakland (Glenn MacDonald)	12	41	0	28	31	0	13
Cleveland St. (Julie Jones)	24	26	0	38	15	0	12½
Western Mich. (Kathy Leitke)	22	27	0	34	14	0	12½
Furman (Dana Jenkins)	15	47	0	29	37	0	12
UAB (Marta Townsend)	23	37	0	31	22	0	11½
UC Riverside (Connie Miner)	15	43	0	22	27	0	11½
Missouri St. (Holly Hesse)	26	25	1	40	16	0	11½
Mt. St. Mary's (Shana Gary)	12	29	0	31	25	0	11½

$To determine games improved, add the difference in victories between the two seasons to the difference in losses, then divide by two. Ties not counted. This includes postseason play.

All-Time Most-Improved Division I Softball Teams

School (Coach)	Year	W-L-T	Pvs.	$Games Improved
UCLA (Sue Enquist)	1999	63-6-0	18-27-0	33
Tulsa (James Pinkerton)	2002	48-16-0	13-42-0	30½
Prairie View (A.D. James)	1998	26-11-0	3-42-0	27
Charlotte (Aimee DeVos)	2006	42-13-0	17-39-1	25½
Cleveland St. (Tom McLauchlin)	1995	37-13-0	16-41-0	24½
Hawaii (Bob Coolen)	1994	51-14-0	23-35-0	24½
Oklahoma (Jim Beitia)	1994	58-15-0	22-28-0	24½
Fordham (Bridget Baxter)	2003	37-19-0	14-43-0	23½
Virginia (Cheryl Sprangel)	2001	52-17-0	27-38-0	23
UTSA (Corrie Hill)	2004	37-17-0	15-40-0	22½
New Mexico (Susan Craig)	1999	42-14-0	23-40-0	22½
Texas Tech (Renee Luers-Gillispie)	1997	34-29-1	4-44-0	22½
Georgia Tech (Regina Tomaselli)	1991	38-12-1	15-34-0	22½
Ohio St. (Gail Davenport)	1990	39-25-0	15-36-0	22½
South Fla. (Ken Eriksen)	2003	54-19-0	24-33-0	22
Western Mich. (Kim Worden)	1989	38-20-0	16-42-0	22
Col. of Charleston (Chandelle Schulte)	2003	45-11-0	22-30-0	21
Texas (Connie Clark)	2002	50-13-0	24-29-0	21
Seton Hall (Ray VanderMay)	1999	39-8-0	18-28-1	20½
Alabama St.	1998	32-16-0	8-33-0	20½
Youngstown St. (Christy Cameron)	2003	36-17-0	11-32-0	20
Florida A&M (Veronica Wiggins)	1993	33-25-0	9-41-0	20
Drake (Megan Bryant)	1990	33-24-0	13-44-0	20
UC Santa Barb.	1989	25-29-0	6-50-0	20

$To determine games improved, add the difference in victories between the two seasons to the difference in losses, then divide by two. Ties not counted. This includes postseason play.

All-Time Division I Won-Lost-Tied Softball Records

(1982-06)

The NCAA Statistics Service thanks Jan Winslow of Fresno State for the initial compilation of this list, and sports information offices for their cooperation.

BY VICTORIES

School	Years	Wins	Losses	Ties
UCLA	25	1,177	237	4
Florida St.	23	1,136	371	6
Cal St. Fullerton	25	1,104	471	4
La.-Lafayette	25	1,061	299	0
California	25	1,057	512	2
Texas A&M	24	970	455	2
Oklahoma	25	952	513	2
East Caro.	21	927	491	0
Nebraska	25	906	467	0
Oklahoma St.	25	905	423	0
Massachusetts	25	897	393	4
Ill.-Chicago	25	887	540	2
Long Beach St.	25	876	576	0
Missouri	25	861	512	0
Kansas	25	820	550	3
North Carolina	23	818	481	4
Central Mich.	24	808	472	4
Pacific	25	794	641	5
Louisiana Tech	25	788	501	2
Virginia	25	760	550	1
Illinois St.	23	751	518	3
Princeton	25	690	361	4
UNLV	23	657	649	2
Georgia St.	21	657	572	0
Wichita St.	25	653	728	1

School	Years	Wins	Losses	Ties
Western Ill.	22	645	457	0
Oregon St.	25	644	671	3
Washington	14	642	264	1
Tennessee Tech	21	638	260	0
Bowling Green	25	638	646	10
New Mexico	25	638	625	3
Western Mich.	25	635	614	2
Missouri St.	23	632	575	2
Coastal Caro.	20	631	452	0
Akron	20	617	443	5
Canisius	25	611	328	2
Rider	25	605	504	0
UC Santa Barb.	24	602	802	2
Georgia Tech	20	598	498	2
Northwestern St.	19	584	515	2
Colorado St.	24	564	535	1
Eastern Ill.	24	561	586	0
Winthrop	20	560	519	3
San Diego	25	554	636	0
McNeese St.	24	552	736	4
Cal St. Northridge	16	551	333	0
New Mexico	25	549	821	0
San Jose St.	21	546	686	1
Fla. Atlantic	12	545	273	0
Troy	13	534	305	2
Delaware	25	529	468	4
Texas St.	21	526	647	0
LSU	10	524	138	0
Towson	24	524	467	2
Sam Houston St.	20	518	558	0
Boston U.	19	516	346	2
Miami (Ohio)	25	516	711	0
Chattanooga	13	514	283	0
Detroit	25	513	630	2
Colgate	25	503	474	2
UNC Wilmington	20	503	708	1
Ga. Southern	21	502	544	1
Fairfield	25	499	567	6
Sacramento St.	17	499	450	2
UNC Greensboro	15	497	403	4
La Salle	25	496	638	3
Iowa St.	23	489	611	4
UMBC	16	474	351	1
Stanford	13	474	297	1
Drexel	24	466	580	6
Charlotte	21	464	626	3
UTSA	16	440	361	2
Missouri St.	15	439	334	2
Charleston So.	21	425	624	3
Jacksonville St.	12	422	224	0
Southeastern La.	22	419	619	1
St. Peter's	25	416	505	5
Loyola (Ill.)	23	403	601	4
Bucknell	25	400	489	5
Eastern Ky.	14	400	357	0
Manhattan	25	400	523	4
Southern Miss.	18	394	398	0
Samford	20	392	603	1
Valparaiso	25	386	660	2
Mercer	20	385	652	1
Virginia Tech	11	385	272	0
Boston College	14	383	304	1
Austin Peay	21	380	624	4
Marshall	13	380	335	0
Santa Clara	25	377	830	0
Liberty	13	357	401	0
Vermont	25	345	513	3
Fordham	22	339	555	4
Auburn	10	334	286	1
Texas Tech	25	334	411	5
Centenary (La.)	16	333	576	1
Radford	15	330	466	1
Tenn.-Martin	15	325	390	0
Wright St.	16	324	543	4
Marist	15	315	330	4
Hartford	22	313	454	0
Morehead St.	16	307	428	6
Florida Int'l	9	304	250	0
Cal Poly	12	303	291	0
Tulsa	14	302	459	0
Niagara	3	299	475	0
St. Louis	25	296	775	6
Wis.-Green Bay	17	275	435	1
Holy Cross	22	269	562	5
Arkansas	10	262	317	1
St. Bonaventure	25	260	504	1
Nevada	12	246	302	1
Brigham Young	7	239	147	0
Lafayette	25	239	643	4
UMKC	19	237	577	0
Mississippi	11	225	336	0
Texas-Arlington	10	228	232	2
Kentucky	10	222	374	1
Western Ky.	7	219	191	1
Albany (N.Y.)	7	218	109	1
Houston	6	201	158	6
UAB	7	191	218	0
UCF	5	191	137	0
Columbia	7	157	165	3
Oakland	7	153	238	3
Stony Brook	7	152	207	0
IUPUI	8	141	253	0
North Carolina St.	3	123	73	0
Birmingham So.	5	121	161	0
Tennessee St.	13	105	478	0
Jacksonville	4	102	144	0
North Texas	7	96	269	0
Belmont	9	54	109	3
UTEP	3	47	116	0
UC Riverside	5	78	209	0
IPFW	6	59	153	0
Western Caro.	1	41	20	0
George Washington	4	38	103	1
Memphis	1	28	26	0

USA Today/National Fastpitch Coaches Association Division I Final Polls (1995-06)

1995
1. UCLA
2. Arizona
3. UNLV
4. Cal St. Fullerton
5. La.-Lafayette
6. Iowa
7. Cal St. Northridge
8. Fresno St.
9. Michigan
10. Hawaii
11. Florida St.
12. Oklahoma
13. Princeton
14. California
15. Washington
16. South Carolina
17. Oklahoma St.
18. Nebraska
19. Notre Dame
20. Nicholls St.
21. Sacramento St.
22. Ill.-Chicago
23. Missouri
24. Illinois St.
25. Connecticut

1996
1. Arizona
2. Washington
3. UCLA
4. Iowa
5. La.-Lafayette
6. California
7. Michigan
8. Fresno St.
9. Cal St. Fullerton
10. South Carolina
11. Cal St. Northridge
12. Oklahoma
13. Florida St.
14. Princeton
15. Oklahoma St.
16. South Fla.
17. Nebraska
18. UNLV
19. Minnesota
20. Long Beach St.
21. Texas A&M
22. Nicholls St.
23. Indiana
24. Notre Dame
25. Boston U.

1997
1. Arizona
2. UCLA
3. Fresno St.
4. Washington
5. Iowa
6. Michigan
7. South Carolina
8. Massachusetts
9. Colorado St.
10. Oklahoma St.
11. California
12. Missouri
13. La.-Lafayette
14. South Fla.
15. Long Beach St.
16. Utah
17. Kansas
18. Oklahoma
19. Cal St. Northridge
20. La.-Monroe
21. DePaul
22. Central Mich.
23. Arizona St.
24. Michigan St.
25. Nebraska

1998
1. Fresno St.
2. Arizona
3. Washington
4. Oklahoma St.
5. Nebraska
6. Michigan
7. Texas
8. South Fla.
9. Massachusetts
10. DePaul
11. Oklahoma
12. Stanford
13. LSU
14. Hawaii
15. Arizona St.
16. Minnesota
17. Florida St.
18. Long Beach St.
19. Iowa
20. Oregon
21. Ill.-Chicago
22. California
23. Cal St. Northridge
24. Texas Tech
25. Florida

1999
1. UCLA
2. Washington
3. DePaul
4. California
5. Fresno St.
6. Arizona
7. Arizona St.
8. Southern Miss.
9. La.-Lafayette
10. Oregon St.
11. LSU
12. Maryland
13. Ill.-Chicago
14. Michigan St.
15. Missouri
16. Michigan
17. Massachusetts
18. Texas
19. South Carolina
20. Nebraska
21. Hawaii
22. Minnesota
23. Oklahoma
24. Texas Tech
25. Oregon

2000
1. Oklahoma
2. UCLA
3. Arizona
4. Southern Miss.
5. Washington
6. Alabama
7. California
8. DePaul
9. LSU
10. Arizona St.
    Fresno St.
12. Oregon St.
13. Michigan
14. Nebraska
15. Iowa
16. Oregon
17. Florida St.
18. Stanford
19. Cal St. Fullerton
20. Utah
21. Mississippi St.
22. La.-Lafayette
    South Carolina
24. Notre Dame
25. Florida

2001
1. Arizona
2. UCLA
3. LSU
4. Stanford
5. Oklahoma
6. California
7. Iowa
8. Michigan
9. Arizona St.
10. Alabama
11. Notre Dame
12. Cal St. Fullerton
13. Washington
14. Nebraska
15. Florida St.
16. Texas St.
17. La.-Lafayette
18. Pacific
19. DePaul
20. Oregon St.
21. South Florida
22. Fresno St.
23. South Carolina
24. San Diego St.
25. Massachusetts

2002
1. California
2. Arizona
3. Arizona St.
4. Florida St.
5. UCLA
6. Nebraska
7. Michigan
8. Oklahoma
9. LSU
10. Cal St. Fullerton
11. DePaul
12. South Carolina
13. Ohio St.
14. Washington
15. Stanford
16. Texas
17. Fresno St.
18. Georgia Tech
19. Notre Dame
20. Pacific
21. Texas A&M
22. Georgia
23. Massachusetts
24. Oregon St.
25. Fla. Atlantic

2003
1. UCLA
2. California
3. Arizona
4. Texas
5. Oklahoma
6. Washington
7. Alabama
8. La.-Lafayette
9. DePaul
10. Cal St. Fullerton
11. Georgia
12. Michigan
13. Nebraska
14. Oklahoma St.
15. LSU
16. Oregon
17. Iowa
17. Texas A&M
19. Florida St.
20. Arizona St.
21. South Carolina
22. Southern Ill.
23. Stanford
24. Michigan St.
25. South Fla.

2004
1. UCLA
2. California
3. LSU
4. Stanford
5. Florida St.
6. Oklahoma
7. Washington
8. Arizona
9. Michigan
10. La.-Lafayette
11. Georgia
12. Oregon
13. Alabama
14. Nebraska
15. Oregon St.
16. South Fla.
17. Illinois
18. Tennessee
19. Baylor
    Long Beach St.
21. Hofstra
22. Georgia Tech
23. Auburn
24. Southern Ill.
25. Fresno St.

2005
1. Michigan
2. UCLA
3. Tennessee
4. Arizona
5. Texas
6. California
7. Alabama
8. DePaul
9. Georgia
10. Stanford
11. Texas A&M
12. Baylor
13. Oklahoma
14. Washington
15. Oregon St.
16. Northwestern
17. Georgia Tech
18. Bethune-Cookman
19. La.-Lafayette
20. Missouri
20. Auburn
22. Fresno St.
23. Oregon
24. Iowa
25. Nebraska

2006
1. Arizona
2. Northwestern
3. Tennessee
4. UCLA
5. Texas
6. Arizona St.
7. Alabama
8. Oregon St.
9. California
10. Michigan
11. LSU
12. Stanford
13. Georgia
14. Nebraska
15. Washington
16. La.-Lafayette
17. Louisville
18. South Fla.
19. Oklahoma
20. Baylor
21. Auburn
22. Texas A&M
23. Fresno St.
24. Massachusetts
25. Florida St.

Division I Softball Statistical Trends (1982-06)

(Averages are per game for each team)

Year	Teams†	Games	Batting Average	Scoring	Home Runs Per Game	Stolen Bases Per Game	Earned-Run Average	Strikeouts Per 7 Innings	Fielding Percentage
1982	91	36.2	.240	3.55	0.15	1.07	1.43	3.70	.938
1983	91	36.6	.230	3.03	0.10	0.91	1.36	3.59	.946
1984	95	39.7	.231	3.13	0.11	0.86	*1.35	4.02	.946
1985	119	43.4	.233	3.09	0.14	0.82	1.60	3.55	.946
1986	137	42.5	.223	3.02	0.12	0.84	1.63	3.33	.942
1987	139	43.8	.247	3.46	0.12	0.92	1.86	2.70	.943
1988#	147	47.4	.249	3.42	0.14	0.88	1.91	2.75	.942
1989	149	47.6	.246	3.27	0.09	0.93	1.82	2.73	.942
1990	155	47.3	.245	3.21	0.10	0.94	1.81	2.80	.943
1991	163	48.4	.249	3.39	0.10	1.03	2.04	3.26	.944
1992	175	47.2	.251	3.43	0.13	1.03	2.03	3.42	.944
1993@	180	46.0	.265	3.64	0.16	0.93	2.37	3.40	.944
1994	187	51.1	.269	3.79	0.20	0.96	2.49	3.60	.942
1995	193	52.3	.271	3.83	0.20	0.94	2.64	3.61	.945
1996	200	50.8	*.272	3.85	0.22	1.00	2.67	3.61	.945
1997	220	52.2	.269	3.86	0.23	1.11	2.70	3.75	.944
1998	223	51.3	.264	3.72	0.24	*1.12	2.58	3.86	.947
1999	222	54.4	.263	3.76	0.31	1.07	2.65	4.45	.946
2000	243	54.3	.256	3.56	0.31	1.04	2.53	4.54	.949
2001	246	54.5	.252	3.41	0.32	0.98	2.44	4.49	.953
2002	251	53.7	.257	3.52	0.38	0.92	2.58	4.93	.953
2003	259	51.9	.253	3.53	0.44	0.87	2.69	5.06	.954
2004	264	*55.4	.252	3.48	0.43	0.86	2.62	5.17	.954
2005	264	53.6	.260	3.72	0.52	0.86	2.92	5.40	*.956
2006	*267	54.4	.263	*3.91	*0.55	0.84	3.11	*5.45	*.956

† Teams reporting statistics, not the total number of teams in the division.
 # Pitching distance increased from 40 feet to 43 feet.
@ First season of optic yellow ball.
** Record.*

Division II Records

Individual Records 46
Individual Leaders 47
Annual Individual Champions..... 61
Team Records 65
Team Leaders 66
Annual Team Champions..... 72
2006 Most-Improved Teams 75
USA Today/National Softball Coaches
Association Division II Final Poll..... 75

Individual Records

Official NCAA softball records began with the 1982 season and are based on information submitted to the NCAA statistics service by institutions participating in the statistics rankings. Official career records of players include only those years in which they competed in Division II. Annual individual champions in runs, bases on balls, toughest to strike out, slugging percentage and saves were added in 1990, along with annual team champions in home runs, triples, doubles, stolen bases, slugging percentage and double plays. In statistical rankings, the rounding of percentages and/or averages may indicate ties where none exist. In these cases, the numerical order of the rankings is accurate.

Batting

GAMES
Season
80—Barbara Jordan, Cal St. Northridge, 1985; Linda Lowande, Cal St. Northridge, 1985; Lisa Erickson, Cal St. Northridge, 1989; Anna Getherall, Cal St. Northridge, 1989
Career
285—Nikki Flynn-Gregg, North Dakota St., 1997-00

AT-BATS
Game
10—Elizabeth Luckie, Sacred Heart vs. Bloomsburg, May 11, 1984 (23 inn.); Karen Hertzler, Bloomsburg vs. Sacred Heart, May 11, 1984 (23 inn.); Jennifer Crowther, Le Moyne vs. Cortland St., April 28, 1992 (21 inn.)
Season
262—Barbara Jordan, Cal St. Northridge, 1985 (80 games)
Career
952—Nikki Flynn-Gregg, North Dakota St., 1997-00

RUNS
Game
6—Seven times, most recent: Brenna Eck, Shippensburg vs. Virginia Union, March 20, 2004
Season
98—Nikki Flynn-Gregg, North Dakota St., 2000 (78 games)
Career
304—Nikki Flynn-Gregg, North Dakota St., 1997-00 (285 games)

RUNS PER GAME
Season
2.30—Angela Estes, Miles, 2003 (62 in 27 games)

HITS
Game
6—Seven times, most recent: Brenna Eck, Liz Corr and Amanda Collins, all Shippensburg vs. Virginia Union, March 20, 2004
Season
126—Nikki Flynn, North Dakota St., 1998 (79 games)
Career
442—Nikki Flynn-Gregg, North Dakota St., 1997-00 (285 games)

BATTING AVERAGE
Season
(Min. 70 at-bats)
.629—Sherry Howell, Eckerd, 1993 (66 of 105)
Career
.545—Jennifer Lohuis, Kentucky St., 2003-06 (177 of 325)

CONSECUTIVE HITS STREAK
Career
17—Marcy Scott, Washburn, April 13-19, 1996

CONSECUTIVE GAMES HITTING STREAK
Career
35—Kerstein McVicker, Hampton, March 8-April 19, 1991; Robin Martz, Lewis, March 20-May 2, 2004

DOUBLES
Game
4—Seven times, most recent: Julie Bowen, Ark.-Monticello vs. Delta St., April 27, 2000
Season
30—Shelly Rhein, North Dakota St., 1998 (80 games)
Career
87—Jenny Hill, Augustana (S.D.), 1998-01 (256 games)

DOUBLES PER GAME
Season
0.88—Kelon Whelan, Kentucky St., 2005 (22 in 25 games)

TRIPLES
Game
3—Eight times, most recent: Marissa Dugan, Indiana (Pa.) vs. Clarion, April, 26, 2000
Season
16—Jackie Aiken, Wis.-Parkside, 1994 (65 games)
Career
39—Kelly Bowe, St. Leo, 1994-97 (195 games)

TRIPLES PER GAME
Season
0.59—Betty Dolce, St. John Fisher, 1986 (10 in 17 games)

HOME RUNS
Game
4—Laura Allgeier, Bellarmine vs. Hanover, April 19, 1987; Yolanda Carter, Bowie St. vs. Johnson C. Smith, March 18, 1995; Missy Paterson, Coker vs. N.C. Central, Feb. 21, 1999
Season
26—Jackie Aiken, Wis.-Parkside, 1995 (58 games)
Career
62—Jackie Aiken, Wis.-Parkside, 1994-97 (264 games)

HOME RUNS PER GAME
Season
0.52—Crystal Krebs, UC-Colo. Spgs., 2005 (25 in 48 games)

GRAND SLAMS
Inning
2—Staci Albright, Coker vs. Claflin, March 27, 1995
Season
4—Emily Gastineau, Pittsburg St., 2004 (67 games)
Career
5—Emily Gastineau, Pittsburg St., 2004-06 (174 games)

TOTAL BASES
Game
18—Yolanda Carter, Bowie St. vs. Johnson Smith, March 18, 1995
Season
199—Jackie Aiken, Wis.-Parkside, 1995 (58 games)
Career
665—Jackie Aiken, Wis.-Parkside, 1994-97 (264 games)

SLUGGING PERCENTAGE
Season (Min. 70 at-bats)
1.298—Angela Estes, Miles, 2003 (122 total bases in 94 at-bats)
Career (Min. 250 at-bats)
1.159—Dora Holmes, Virginia Union, 1991-94 (314 total bases in 271 at-bats)
Career (Min. 500 at-bats)
.840—Erica Miller, Bloomsburg, 1998-01 (507 total bases in 678 at-bats)

RUNS BATTED IN
Inning
8—Staci Albright, Coker vs. Claflin, March 27, 1995
Game
11—Trisha Reinhardt, UC Davis vs. Cal St. Stanislaus, April 11, 1997
Season
110—Jackie Aiken, Wis.-Parkside, 1995 (58 games)
Career
344—Jackie Aiken, Wis.-Parkside, 1994-97 (264 games)

RUNS BATTED IN PER GAME
Season
2.74—Angela Estes, Miles, 2003 (74 in 27 games)

BASES ON BALLS
Game
6—Kim Cori, Long Island vs. Staten Island, April 23, 1983; Kasie Jones, Norfolk St. vs. Virginia Union, March 12, 1989
Season
81—Cat Moreno, Angelo St., 2003 (59 games)
Career
145—Taiisha Pleasant, Humboldt St., 1997-00 (259 games)

BASES ON BALLS PER GAME
Season
1.52—Leah Banks, Virginia St., 1998 (47 in 31 games)

INTENTIONAL BASES ON BALLS
Game
5—Cat Moreno, Angelo St. vs. Abilene Christian, April 26, 2003
Season
27—Cat Moreno, Angelo St., 2003 (59 games)
Career
30—Cat Moreno, Angelo St., 2003-04 (116 games)

STOLEN BASES
Game
6—Six times, most recent: Ashley Cecil, Fla. Gulf Coast vs. Clark Atlanta, April 5, 2005
Season
96—LaTosha Stevens, Shaw, 1992 (34 games)
Career
250—Nikki Flynn-Gregg, North Dakota St., 1997-00 (285 games)

STOLEN BASES PER GAME
Season
2.93—Cheryl Bogues, N.C. Central, 1992 (85 in 29 games)

STOLEN-BASE PERCENTAGE
Best Perfect Season
1.000—Donna Russell, St. Augustine's, 1991 (65 of 65); Cheryl Bogues, N.C. Central, 1993 (65 of 65)

Pittsburg State Sports Information

Pittsburg State's Emily Gastineau set the Division II career mark with five grand slams, hitting her fifth in the Mid-America Intercollegiate Athletics Association tournament as a senior in 2006.

Career (Min. 50 attempts)
.989—Michelle Stone, Norfolk St., 1989-92 (88 of 89)

CONSECUTIVE STOLEN BASES
Season
67—Stephanie Berry, Ala.-Huntsville, March 20, 2000-May 17, 2001

HIT BY PITCH
Season
24—Cheryl Wyrick, Cameron, 2002 (40 games)
Career
50—A.J. Miller, Pittsburg St., 2003-05 (165 games)

HIT BY PITCH PER GAME
Season
0.60—Cheryl Wyrick, Cameron, 2002 (24 in 40 games)
Career
0.50—Cheryl Wyrick, Cameron, 2002-03 (42 in 84 games)

SACRIFICE HITS
Season
29—Jessie Waird, Emporia St., 2006 (67 games)
Career
73—Stacey Necessary, Kutztown, 1994-97 (181 games)

SACRIFICE HITS PER GAME
Season
0.61—Mary Dank, Mass.-Lowell, 2005 (23 in 38 games)

Pitching

GAMES
Season
62—Wendy Hurst, Ala.-Huntsville, 1996
Career
190—Desiree Croteau, St. Leo, 1998-01

GAMES STARTED
Season
59—Wendy Hurst, Ala.-Huntsville, 1996
Career
163—Wendy Hurst, Ala.-Huntsville, 1996-99

COMPLETE GAMES
Season
57—Wendy Hurst, Ala.-Huntsville, 1996 (59 games started)
Career
147—Wendy Hurst, Ala.-Huntsville, 1996-99 (163 games started)

INNINGS
Game
23.0—Tina Souders, Bloomsburg vs. Sacred Heart, May 11, 1984; Debbie Tidy, Sacred Heart vs. Bloomsburg, May 11, 1984
Season
411.0—Wendy Hurst, Ala.-Huntsville, 1996 (62 games)
Career
1,222.0—Kathy Slaten, Cal St. Northridge, 1983-86 (177 games)

VICTORIES
Season
50—Danielle Penner, California (Pa.), 1997 (three losses)
Career
141—Danielle Penner, California (Pa.), 1995-98 (15 losses)

CONSECUTIVE VICTORIES
Career
40—Kim Maguire, Bloomsburg, March 23, 1991-April 8, 1993

WINNING PERCENTAGE
Season (Min. 25 decisions)
1.000—Missy Paterson, Coker, 1996 (26-0)
Career (Min. 70 decisions)
.904—Danielle Penner, California (Pa.), 1995-98 (141-15)

SAVES
Season
11—Jenny Hess, Ala.-Huntsville, 2006
Career
15—Britany Hargis, Mo. Southern St., 1998-01

EARNED-RUN AVERAGE
Season (Min. 100 innings)
0.07—Chris Moyer, Bloomsburg, 1986 (one earned run in 105.0 inn.)
Career (Min. 400 innings)
0.15—Debbie Tidy, Sacred Heart, 1984-87 (19 earned runs in 906.0 inn.)

SHUTOUTS
Season
32—Kathy Slaten, Cal St. Northridge, 1984 (41 victories)
Career
97—Kathy Slaten, Cal St. Northridge, 1983-86 (123 victories)

CONSECUTIVE SHUTOUTS
Season
10—Karissa Hoehn, St. Cloud St., March 18-April 9, 2000

CONSECUTIVE SCORELESS INNINGS
Season
83.2—Kelley Tiesi, Shippensburg, March 6-April 10, 2004

STRIKEOUTS
Game
23—Six times, most recent: Mandy Chandler, GC&SU vs. Lenoir-Rhyne, May 14, 2006 (16 inn.)
Game (seven innings)
20—Dori Stankewitz, Fla. Southern vs. Tampa, March 14, 1987
Season
533—Kathy Slaten, Cal St. Northridge, 1985
Career
1,537—Kathy Slaten, Cal St. Northridge, 1983-86

COMBINED STRIKEOUTS BY STARTING PITCHERS
45—Katie Heintz (23), St. Leo, and Aimee Murch (22), Lynn, April 15, 2005 (12 inn.)

STRIKEOUT RATIO
(Strikeouts per seven innings)
Season
14.21—Missy Paterson, Coker, 1996 (335 in 165.0 inn.)
Career
12.48—Missy Paterson, Coker, 1996-99 (1,474 in 827.0 inn.)

Fielding

PUTOUTS
Game
37—Nora Conroy, Barry vs. Fla. Southern, April 1, 2001 (21 inn.)
Game (seven innings)
20—Mindi Fitch, Fla. Southern vs. Tampa, March 14, 1987
Season
599—Nichole Ramirez, San Fran. St., 2004
Career
1,736—Amy Rothballer, Humboldt St., 2002-05

ASSISTS
Game
17—Diane Olson, Cal St. Dom. Hills vs. Cal St. Northridge, April 23, 1983 (21 inn.)
Game (seven innings)
15—Donna Leigh, Elon vs. Methodist, March 3, 1992
Season
254—Megan Cooper, North Dakota St., 1996
Career
619—Nikki Flynn, North Dakota St., 1997-00

ERRORS
Game
7—Heather Renshaw, Saginaw Valley vs. Southwest Minn. St., March 5, 1990

Individual Leaders

SINGLE-GAME RECORDS

Batting

AT-BATS

No.	Player, Team vs. Opponent	Date
10	Jennifer Crowther, Le Moyne vs. Cortland St. (21 inn.)	April 28, 1992
10	Elizabeth Luckie, Sacred Heart vs. Bloomsburg (23 inn.)	May 11, 1984
10	Karen Hertzler, Bloomsburg vs. Sacred Heart (23 inn.)	May 11, 1984
9	Autumn Lynch, Fla. Southern vs. Barry (21 inn.)	April 1, 2001
9	Mara Baker, Fla. Southern vs. Barry (21 inn.)	April 1, 2001
9	Emily Torres, Cal St. Bakersfield vs. UC Riverside (18 inn.)	March 12, 1999
9	Diane Olson, Cal St. Dom. Hills vs. Cal St. Northridge (21 inn.)	April 28, 1983
9	Tammy Quarry, Cal St. Dom. Hills vs. Cal St. Northridge (21 inn.)	April 28, 1983
9	Barb Steffan, Cal St. Dom. Hills vs. Cal St. Northridge (21 inn.)	April 28, 1983

RUNS

No.	Player, Team vs. Opponent	Date
6	Brenna Eck, Shippensburg vs. Virginia Union	March 20, 2004
6	Casey Kuhl, Delta St. vs. Mississippi Val.	April 19, 1999
6	Leslie Lancaster, Delta St. vs. Mississippi Val.	April 19, 1999
6	Tarlesha Wayne, Bowie St. vs. St. Paul's	April 13, 1999
6	Trisha Reinhardt, UC Davis vs. Cal St. Stanislaus	April 11, 1997
6	Renee Szymonik, Lewis vs. Kentucky St.	March 26, 1995
6	Patty Fleig, Fla. Southern vs. Rollins	April 14, 1993

HITS

No.	Player, Team vs. Opponent	Date
6	Brenna Eck, Shippensburg vs. Virginia Union	March 20, 2004
6	Liz Corr, Shippensburg vs. Virginia Union	March 20, 2004
6	Amanda Collins, Shippensburg vs. Virginia Union	March 20, 2004
6	Beth Ryan, Lewis vs. Kentucky St.	March 26, 1995
6	Yolanda Carter, Bowie St. vs. Johnson C. Smith	March 18, 1995

No.	Player, Team vs. Opponent	Date
6	Patti Buffington, Mansfield vs. Bloomsburg	April 7, 1992
6	Lucy Landy, Assumption vs. Clark (Mass.)	April 12, 1985

DOUBLES

No.	Player, Team vs. Opponent	Date
4	Julie Bowen, Ark.-Monticello vs. Delta St.	April 27, 2000
4	Vanessa Farell, Delta St. vs. Mississippi Val.	April 19, 1999
4	Crystal McCracken, Armstrong Atlantic vs. GC&SU.	April 2, 1998
4	Ramona Romero, Cal St. Bakersfield vs. San Fran. St.	March 7, 1998
4	Lisa Dreher, Central Ark. vs. Mississippi Col.	March 9, 1996
4	Sally Whittaker, Millersville vs. West Chester	April 24, 1994
4	Mary Dailey, Longwood vs. Radford	April 2, 1988

TRIPLES

No.	Player, Team vs. Opponent	Date
3	Marissa Dugan, Indiana (Pa.) vs. Clarion	April, 26, 2000
3	Melissa Curington, Mount Olive vs. Fayetteville St.	March 29, 2000
3	Kelly Bowe, St. Leo vs. Florida Tech	March 12, 1997
3	Colleen Hahn, California (Pa.) vs. Indiana (Pa.)	April 29, 1995
3	Lisa Herner, Northwood vs. Tri-State	May 1, 1993
3	Anne Moe, Truman vs. William Jewell	April 17, 1992
3	Melissa Punch, Cal St. Dom. Hills vs. San Diego	April 14, 1992
3	Michelle Stone, Norfolk St. vs. Bowie St.	April 8, 1990

HOME RUNS

No.	Player, Team vs. Opponent	Date
4	Missy Paterson, Coker vs. N.C. Central	Feb 21, 1999
4	Yolanda Carter, Bowie St. vs. Johnson C. Smith	March 18, 1995
4	Laura Allgeier, Bellarmine vs. Hanover	April 19, 1987
3	Kaylene Fountain, Coker vs. Ferris St.	March 1, 2003
3	Sarah Norman, Tex. A&M-Kingsville vs. Southern Ark.	Feb. 9, 2002
3	Niki Toussant, Colorado St.-Pueblo vs. Concordia (Neb.)	March 5, 2001
3	Karen Taylor, Ark.-Monticello vs. Mississippi Val.	May 1, 2000
3	Kasey Martin, Mo. Southern St. vs. Emporia St.	April 12, 2000
3	Kristi Bredbenner, Truman vs. Emporia St.	April 7, 2000
3	Melissa Curington, Mount Olive vs. Fayetteville St.	March 29, 2000
3	Katie Maschman, Winona St. vs. Minn.-Morris	May 3, 1999
3	Kelly Kermonde, Francis Marion vs. Newberry	March 28, 1998
3	Mary Veneziale, Shepherd vs. Bowie St.	March 25, 1998
3	Trisha Reinhardt, UC Davis vs. Cal St. Stanislaus	April 11, 1997
3	Jackie Aiken, Wis.-Parkside vs. St. Francis (Ill.)	April 25, 1995
3	Michala Lehotak, Neb.-Omaha vs. Cameron	April 1, 1994
3	Michelle Bequette, S.C. Upstate vs. Florida Tech	April 6, 1993
3	Gloria Richmond, Lincoln (Mo.) vs. Mo.-Rolla	1987

RUNS BATTED IN

No.	Player, Team vs. Opponent	Date
11	Trisha Reinhardt, UC Davis vs. Cal St. Stanislaus	April 11, 1997
10	Leslie Lancaster, Delta St. vs. Mississippi Val.	April 19, 1999
10	Mary Veneziale, Shepherd vs. Bowie St.	March 25, 1998
10	Jackie Aiken, Wis.-Parkside vs. Hillsdale	April 6, 1995
9	Shellie Broyles, Western N.M. vs. Sul Ross St.	Feb. 22, 2003
9	Lauren Lyle, Indiana (Pa.) vs. Lock Haven	April 12, 2001
9	Melissa Curington, Mount Olive vs. Fayetteville St.	March 29, 2000
9	Ami Bracey, Bowie St. vs. St. Paul's	April 13, 1999
9	Stephanie Powers, Queens (N.Y.) vs. Mercy	April 28, 1998
9	Yolanda Carter, Bowie St. vs. Johnson C. Smith	March 18, 1995

TOTAL BASES

No.	Player, Team vs. Opponent	Date
18	Yolanda Carter, Bowie St. vs. Johnson C. Smith	March 18, 1995
17	Trisha Reinhardt, UC Davis vs. Cal St. Stanislaus	April 11, 1997
16	Missy Paterson, Coker vs. N.C. Central	Feb. 21, 1999
16	Laura Allgeier, Bellarmine vs. Hanover	April 19, 1987
15	Leslie Lancaster, Delta St. vs. Mississippi Val.	April 19, 1999
14	Sarah Sollberger, SIU Edwardsville vs. Blackburn	Feb. 28, 1998
13	Shellie Broyles, Western N.M. vs. Sul Ross St.	Feb. 22, 2003
13	Katie Maschman, Winona St. vs. Minn-Morris	May 3, 1999
13	Kelly Kermonde, Francis Marion vs. Newberry	March 28, 1998
13	Mary Veneziale, Shepherd vs. Bowie St.	March 25, 1998
13	Michala Lehotak, Neb.-Omaha vs. Cameron	April 1, 1994

BASES ON BALLS

No.	Player, Team vs. Opponent	Date
6	Kasie Jones, Norfolk St. vs. Virginia Union	March 12, 1989
6	Kim Cori, Long Island vs. Staten Island	April 23, 1983

INTENTIONAL BASES ON BALLS

No.	Player, Team vs. Opponent	Date
5	Cat Moreno, Angelo St. vs. Abilene Christian	April 26, 2003

STOLEN BASES

No.	Player, Team vs. Opponent	Date
6	Ashley Cecil, Fla. Gulf Coast vs. Clark Atlanta	April 5, 2005
6	Chris Shaffer, Washburn vs. Southwest Baptist	April 23, 1994
6	Melanie Rohrer, Mo.-Rolla vs. St. Louis	April 21, 1994
6	Michelle Stone, Norfolk St. vs. St. Paul's	March 7, 1991
6	Barbie Barrett, Assumption vs. Hartford	March 1, 1985
6	Ellen Tremper, Assumption vs. Hartford	March 1, 1985
5	Christen Belcher, Truman vs. Mo. Southern St.	April 21, 2006
5	Josephine Prince, Fayetteville St. vs. St. Paul's	March 17, 2001
5	Nikki Flynn-Gregg, North Dakota St. vs. North Dakota	April 27, 2000
5	Heather Allen, West Virginia St. vs. West Va. Tech	April 19, 2000
5	Nikki Johnson, West Fla. vs. Valdosta St.	April 15, 2000
5	Nikki Flynn, North Dakota St. vs. Edinboro	March 8, 1999
5	Kim Nichols, Southeastern Okla. vs. Colorado St.	March 5, 1999
5	Kelly Fricke, West Ala. vs. West Ga.	March 15, 1997
5	Trena Stills, Ark.-Monticello vs. Mississippi Col.	April 12, 1996
5	Keisha Hardy, Fla. Southern vs. Rollins	April 14, 1993
5	Robin Edward, Augusta St. vs. Paine	March 30, 1992
5	Cynthia Macom, Portland St. vs. Chapman	March 22, 1991
5	Roberta Edwards, Barry vs. Florida Tech	April 15, 1989

Pitching

INNINGS

No.	Player, Team vs. Opponent	Date
23.0	Tina Souders, Bloomsburg vs. Sacred Heart	May 11, 1984
23.0	Debbie Tidy, Sacred Heart vs. Bloomsburg	May 11, 1984
21.0	Susan Foulds, Merrimack vs. New Haven	April 28, 1991
21.0	Lindsay Anderson, Barry vs. Fla. Southern	April 1, 2001
21.0	Keltie Christian, Fla. Southern vs. Barry	April 1, 2001
21.0	Deb Fitzhugh, Portland St. vs. Eastern Ill.	May 22, 1982
20.0	Kristin Beaton, Le Moyne vs. Cortland St.	April 28, 1992
18.2	Susan Foulds, Merrimack vs. Providence	April 15, 1992
18.0	Monique Baeza, UC Riverside vs. Cal St. Bakersfield	March 12, 1999
18.0	Melanie Wood, Cal St. Bakersfield vs. UC Riverside	March 12, 1999
18.0	Tonja Cassity, Mo. Western St. vs. Northwest Mo. St.	April 21, 1998
18.0	Carol Ball, Sacred Heart vs. Southern Conn. St.	May 7, 1983

STRIKEOUTS

No.	Player, Team vs. Opponent	Date
23	Mandy Chandler, GC&SU vs. Lenoir-Rhyne (16 inn.)	May 14, 2006
23	Katie Heintz, St. Leo vs. Lynn (12 inn.)	April 15, 2005
23	Christy Deken, Mo.-Rolla vs. Emporia St. (10 inn.)	April 27, 2004
23	Keltie Christian, Fla. Southern vs. Barry (21 inn.)	April 1, 2001
23	Amanda Fitzgerald, Wis.-Parkside vs. SIU Edwardsville (15 inn.)	April 15, 2000
23	Kathy Slaten, Cal St. Northridge vs. Cal St. Chico (10 inn.)	May 14, 1983
22	Aimee Murch, Lynn vs. St. Leo (12 inn.)	April 15, 2005
22	Nicole McCorkle, UNC Pembroke vs. Francis Marion (9 inn.)	April 5, 2005
21	Amber West, Florida Tech vs. St. Leo (12 inn.)	March 17, 2006
21	Katie Heintz, St. Leo vs. Florida Tech (12 inn.)	March 17, 2006
21	Krystal Lewallen, Northern Ky. vs. Bellarmine (14 inn.)	April 26, 2004
21	Angela Slaugh, Western N.M. vs. Chaminade (10 inn.)	March 18, 2002
21	Deb Fitzhugh, Portland St. vs. Eastern Ill. (21 inn.)	May 22, 1982
20	Mandi Foster, Delta St. vs. Mississippi-Women	April 16, 1999
20	Karissa Hoehn, St. Cloud St. vs. North Dakota	April 24, 1998

Florida Southern Sports Information

Florida Southern's Megan Brown enters her senior year ranked among the Division II career leaders with 90 wins and 43 shutouts. She also recorded 19 consecutive wins in 2004.

No.	Player, Team vs. Opponent	Date
20	Dori Stankewitz, Fla. Southern vs. Tampa	March 14, 1987
19	Melissa Stevens, Emporia St. vs. Mo.-Rolla (10 inn.)	April 27, 2004
19	Crista Holtom, Post vs. Phila. Sciences	April 13, 2003
19	Geralyn Elam, Barry vs. North Dakota St. (10 inn.)	May 17, 2002
19	Mandee Berg, Central Mo. vs. Missouri Valley	March 12, 1996
19	Ann Shelton, Jacksonville St. vs. Piedmont	April 8, 1995
19	Kathy Slaten, Cal St. Northridge vs. Cal St. East Bay	March 23, 1984
18	Geralyn Elam, Barry vs. St. Leo	April 6, 2002
18	Sandy Morgan, West Fla. vs. Lincoln Memorial	March 20, 2000
18	Karissa Hoehn, St. Cloud St. vs. Wayne St. (Mich.) (8 inn.)	March 18, 2000
18	Missy Paterson, Coker vs. Longwood (9 inn.)	April 6, 1998
18	Missy Paterson, Coker vs. Utica	March 19, 1998
18	April Paoli, Bloomsburg vs. Indiana (Pa.)	March 25, 1995
18	Jenny Crede, Mo.-Rolla vs. Indiana (Pa.)	March 15, 1991
18	Dori Stankewitz, Fla. Southern vs. Florida Tech	March 30, 1985
18	Tina Souders, Bloomsburg vs. East Stroudsburg (16 inn.)	April 26, 1984
18	Deb Fitzhugh, Portland St. vs. Sacramento St. (13 inn.)	April 22, 1982

STRIKEOUTS IN A SEVEN-INNING GAME

No.	Player, Team vs. Opponent	Date
20	Dori Stankewitz, Fla. Southern vs. Tampa	March 14, 1987
18	Dori Stankewitz, Fla. Southern vs. Florida Tech	March 30, 1985
17$	Lizzy Prescott, Humboldt St. vs. St. Martin's	April 27, 2006
17	Julianne Coleman, Fla. Southern vs. Northwood (Mich.)	Feb. 27, 1998
16	Amy Dumas, Augusta St. vs. Carson-Newman	April 5, 2006
16	Lindsey Graham, North Dakota St. vs. Oklahoma City	March 8, 2003
16	Shona Guevara, Humboldt St. vs. Oregon Tech	March 24, 2002
16	Keltie Christian, Fla. Southern vs. Eckerd	March 25, 2001
16	Lane Davis, Ala.-Huntsville vs. Fla. Southern	Feb. 24, 2001
16	Lane Davis, Ala.-Huntsville vs. Lincoln Memorial	April 8, 2000
16	Dori Stankewitz, Fla. Southern vs. Tampa	March 24, 1988
16	Dori Stankewitz, Fla. Southern vs. Rollins	April 8, 1986
15	Somer Bigham, Coker vs. Anderson (S.C.)	Feb. 28, 2006
15	Somer Bigham, Coker vs. Johnson C. Smith	Feb. 4, 2006
15	Keltie Christian, Fla. Southern vs. St. Leo	March 21, 2001
15	Keltie Christian, Fla. Southern vs. Lynn	April 9, 2000
15	Julianne Coleman, Fla. Southern vs. Carson-Newman	March 11, 1998
15	Tonya Regoli, Fla. Southern vs. St. Leo	Feb. 21, 1993
15	Dori Stankewitz, Fla. Southern vs. Rollins	April 9, 1987
15	Dori Stankewitz, Fla. Southern vs. Tampa	April 6, 1987
15	Dori Stankewitz, Fla. Southern vs. St. Leo	March 17, 1987
15	Dori Stankewitz, Fla. Southern vs. Eckerd	March 3, 1986
15	Dori Stankewitz, Fla. Southern vs. St. Thomas (Fla.)	March 1, 1986
15	Dori Stankewitz, Fla. Southern vs. Urbana	March 22, 1985

$Only six innings due to eight-run rule.

COMBINED STRIKEOUTS BY STARTING PITCHERS

No.	Player (No.), Team and Player (No.), Opponent	Date
45	Katie Heintz (23), St. Leo, and Aimee Murch (22), Lynn (12 inn.)	April 15, 2005
42	Amber West (21), Florida Tech, and Katie Heintz (21), St. Leo (12 inn.)	March 17, 2006
42	Christy Deken (23), Mo.-Rolla, and Melissa Stevens (19), Emporia St. (10 inn.)	April 27, 2004

Georgia College & State University Sports Information

Mandy Chandler, a freshman at Georgia College & State University in 2006, struck out 23 batters against Lenoir-Rhyne in a 16-inning game May 14, tying the Division II record.

No.	Player (No.), Team and Player (No.), Opponent	Date
38	Mandy Chandler (23), GC&SU, and Casey Hanes (15), Lenoir-Rhyne (16 inn)	May 14, 2006
32	Megan Brown (16), Fla. Southern, and Amber Browning (16), West Fla. (13 inn.)	May 15, 2005
32	Keltie Christian (23), Fla. Southern, and Lindsay Anderson (9), Barry (21 inn.)	April 1, 2001
30	Amanda Fitzgerald (23), Wis.-Parkside, and Sara Obrecht (7), SIU Edwardsville (15 inn.)	April 15, 2000
28	Krystal Lewallen (21), Northern Ky., and Beth Wirtzberger (7), Bellarmine (14 inn.)	April 26, 2004
28	Keltie Christian (15), Fla. Southern, and Desiree Croteau (13), St. Leo	March 21, 2001
28	Julianne Coleman (18), Fla. Southern, and Desiree Croteau (10), St. Leo (12 inn.)	March 24, 1999

Miscellaneous

CONSECUTIVE HITS STREAK

No.	Player, Team	Dates
17	Marcy Scott, Washburn	April 13-19, 1996
15	LaChaka Humphrey, Fayetteville St.	April 14, 2000-March 9, 2001
15	Erica Miller, Bloomsburg	April 15-April 25, 2000
14	Josephine Prince, Fayetteville St.	March 30-April 21, 2001
14	Erica Miller, Bloomsburg	April 19-25, 2000
13	Nicole Daniels, Fayetteville St.	April 16-28, 2001
13	Shammara Henderson, Fayetteville St.	March18-30, 2001
13	Jerri Kious, Pittsburg St.	March 20-23, 1996
12	Latasha Ham, Fayetteville St.	March 17-27, 2001
12	LaKelli Butler, Fayetteville St.	March 18-30, 2001
12	Jill Burnett, West Fla.	April 12-13, 1998
12	Lith Webb, California (Pa.)	April 19-May 5, 1995
11	Kelsey Duckworth, Neb.-Omaha	April 21-22, 2000
11	Sharon Elmore, Mississippi-Women	March 1-7, 1996
11	Marci Lynn, Erskine	1992
10	Josephine Prince, Fayetteville St.	March 19-24, 2002
10	Nadine White-Davis, Rollins	March 3-7, 1998
10	Jill Burnett, West Fla.	April 18-19, 1997
10	Lisa Schaus, Francis Marion	April 22, 1995-Feb. 27, 1996

CONSECUTIVE GAMES HITTING STREAK

No.	Player, Team	Dates
35	Robin Martz, Lewis	March 20-May 2, 2004
35	Kerstein McVicker, Hampton	March 8-April 19, 1991
33	Stacey Dell'Anno, Merrimack	April 6-May 14, 1999
33	Sammi Hatcher, Carson-Newman	March 16-April 27, 1992
32	Stephanie Leimbach, Northern Ky.	March 11-May 14, 2005
30	Stephanie Powers, Queens (N.Y.)	April 4-May 11,1997
29	Erica Miller, Bloomsburg	March 9-April 14, 2001
28	Barbie Barrett, Assumption	1987-88
27	Tarlesha Wayne, Bowie St.	March 4-April 24, 1998
27	Deb Westrum, Minn. St. Mankato	March 24-April 22, 1995
27	Amber Huse, Southern Ind.	March 22-May 1, 1994
26	Nikki Flynn, North Dakota St.	Feb. 27-March 20, 1998
25	Christie Hill, Cal St. Bakersfield	April 6, 2003-Jan. 31, 2004
25	Lacy Serman, Lincoln Memorial	1999
25	Angel Bales, Carson-Newman	March 4, 1996-Feb. 22, 1997
25	Jen Schock, Kutztown	March 21-May 7, 1994
24	Dayna Groom, Minn. Duluth	Feb. 26-April 9, 2005
24	Khristy Broughton, Augusta St.	April 14, 1996-March 14, 1997
23	Holly Hennessey, Mo. Western St.	1994
22	Sarah Lockett, Kennesaw St.	Feb. 14–March 10, 2002
22	Tesh Wiewel, Armstrong Atlantic	Feb. 19-March 13, 2000
22	Kelly Geiger, C.W. Post	April 1-23, 1995
22	Kim Nelson, UC Davis	March 27–May 15, 1993

CONSECUTIVE SUCCESSFUL STOLEN BASES

No.	Player, Team	Dates
67	Stephanie Berry, Ala.-Huntsville	March 20, 2000-May 17, 2001
65	Cheryl Bogues, N.C. Central	1993
65	Donna Russell, St. Augustine's	1991
59	Sascha Taylor, Texas Woman's	Feb. 6, 2002-Feb. 8, 2003
58	Devonia Nixon, St. Augustine's	1991
57	Tychelle Young, Bowie St.	March 12, 1995-March 3, 1996
55	Ketress Wells, St. Augustine's	1991
54	Sonya Joseph, Western Wash.	March 8, 1997-March 4, 2000
53	Laura Perek, Southern Ind.	April 18, 1991-March 10, 1993
50	Marti Hunt, Wayne St. (Neb.)	April 3, 1991-May 6, 1992
48	Gwen Jackson, SIU Edwardsville	March 7, 1997-April 18, 1998
48	Sherry Howell, Eckerd	1992
44	Whitney Galloway, Francis Marion	Feb. 28, 1992-March 12, 1993
43	Monica Martinez, Barry	1993
41	Beth Bayer, S.C. Upstate	Feb. 14, 1999-Feb. 20, 2000

No.	Player, Team	Dates
41	Mary Edgecombe, St. Augustine's	1991
40	Beth Bayer, S.C. Upstate	Feb. 14-April 24, 1999
39	Angela Williams, Norfolk St.	1991

CONSECUTIVE VICTORIES

No.	Player, Team	Dates
40	Kim Maguire, Bloomsburg	March 23, 1991-April 8, 1993
34	Katya Eronina, Armstrong Atlantic	May 9, 2003-April 17, 2004
34	Danielle Penner, California (Pa.)	March 22-April 9, 1997
32	Krystal Lewallen, Northern Ky.	Feb. 11-May 20, 2005
31	April Paoli, Bloomsburg	March 15-May 20, 1995
31	Debby Tidy, Sacred Heart	March 8-May 9, 1987
28	Missy Paterson, Coker	Feb. 15, 1996-Feb. 22, 1997
24	Kelly Rafter, Kennesaw St.	March 8-May 13, 1995
23	Missy Paterson, Coker	Feb. 15-April 4, 1998
23	Christina Caldwell, Kennesaw St.	Feb. 13-May 8, 1998
21#	Tracy Motzny, Humboldt St.	Feb. 19-May 14, 2006
20	Jennifer Connolly, Merrimack	April 6-27, 1999
20	Teresa Hartman, Augustana (S.D.)	April 17, 1990-May 5, 1991
20	Sheri Russell, Mass.-Lowell	March 26-April 26, 1986
20	Karen Lovell, Mississippi-Women	March 6-April 2, 1986
19	Tracy Motzny, Humboldt St.	March 3-April 17, 2005
19	Megan Brown, Fla. Southern	Feb. 26-March 27, 2004
19	Nicole Webb, St. Cloud St.	April 12-May 8, 2003
19	Julie Fromm, North Dakota St.	April 2-April 28, 2000
19	Jennifer Hulsopple, Truman	Feb. 27-April 24, 1999
19	Brenda Farrell, Kennesaw St.	March 21-May 10, 1997
19	Kim Page, Merrimack	March 17-May 15, 1993
19	Dori Stankewitz, Fla. Southern	March 4-April 9, 1988

#Current entering 2007 season.

CONSECUTIVE SCORELESS INNINGS PITCHED

No.	Player, Team	Dates
83.2	Kelley Tiesi, Shippensburg	March 6-April 10, 2004
76.2	Karissa Hoehn, St. Cloud St.	March 18-April 9, 2000
70	Susan Churchwell, UC Davis	Feb. 16-April 7, 2001
65.1	Katya Eronina, Armstrong Atlantic	March 2-23, 2003
64	Dori Stankewitz, Fla. Southern	March 4-20, 1988
61	Jo-Lynn Cimino, New Haven	April 1-14, 1995
60.2	Julie King, Armstrong Atlantic	Feb. 26-March 26, 2000
54	Krystal Lewallen, Northern Ky.	March 10-April 9, 2005
54	Kim Page, Merrimack	April 18-29, 1993
52	Geralyn Elam, Barry	April 24-May 16, 2002
52	Regina Yagy, Barry	April 1-16, 1990
50	Amy Stetler, Southern Ind.	March 7-26, 1999
49.2	Jennifer Joiner, GC&SU	Feb. 28-March 30, 2003
49.1	Heather Ford, Gannon	March 3-April 4, 2002
49.1	Kelly Gardner, Lynn	March 8-24, 2002
48	Julie Fromm, North Dakota St.	April 9-April 21, 2000
48	Jen Monzon, Hawaii Pacific	March 12-April 8, 2000
48	Jen Monzon, Hawaii Pacific	Feb. 13-March 16, 1999
47	Christina Caldwell, Kennesaw St.	March 20-April 13, 1998
47	Kristen Grime, Central Mo.	April 9-19, 1991
46	Kelly D'Angelo, American Int'l	March 25-April 14, 2003
46	Angela Slaugh, Western N.M.	March 17-April 6, 2003
44	April Paoli, Bloomsburg	March 18-April 3, 1995
44	Renee Dunlap, Pittsburg St.	Feb. 21-March 17, 1995
44	Lisa Litzen, Pittsburg St.	March 6-April 8, 1993

SEASON RECORDS

Batting

AT-BATS

Player, Team	Year	Cl.	G	AB
Barbara Jordan, Cal St. Northridge	1985	So.	80	262
Nikki Flynn, North Dakota St.	1998	So.	79	259
Shelly Rhein, North Dakota St.	2000	Jr.	78	257
Jeanne Tostenson, Augustana (S.D.)	1993	Jr.	72	252
Teri Eagleston, Sacramento St.	1989	So.	76	249
Megan Cooper, North Dakota St.	1998	Jr.	78	247
Lisa Erickson, Cal St. Northridge	1989	Jr.	80	246
Nikki Flynn-Gregg, North Dakota St.	2000	Sr.	78	245
Jennifer Hill, Augustana (S.D.)	2000	Jr.	70	244
Chrissa Landwehr, Augustana (S.D.)	2000	Jr.	68	244
Christie Hill, Cal St. Bakersfield	2003	Fr.	71	240
Mary Gramenz, North Dakota St.	1998	Jr.	79	240
Kristin Spencer, Ala.-Huntsville	2006	Sr.	69	239
Shelly Rhein, North Dakota St.	1998	Fr.	80	236
Chrissa Landwehr, Augustana (S.D.)	1998	Fr.	64	236
Kim Kouri, Augustana (S.D.)	1991	Sr.	66	236
Janice Heriford, Cal St. Bakersfield	1988	Sr.	64	233
Tracy Mescher, Augustana (S.D.)	1993	So.	73	232
Andrea Williams, Humboldt St.	2004	Sr.	68	231
Jamie Peterson, Humboldt St.	1997	So.	67	231
Toni Heisler, Sacramento St.	1989	So.	76	231
Lynn Kraftschik, Cal St. Bakersfield	2003	Sr.	68	230
Stephanie Berry, Ala.-Huntsville	2000	Jr.	70	230

BATTING AVERAGE

(Minimum 2.0 at-bats per game played by team and 70 at-bats)

Player, Team	Year	Cl.	G	AB	Hits	Avg.
Sherry Howell, Eckerd	1993	Sr.	35	105	66	.629
Sophia Rolle, N.C. Central	1994	Sr.	24	78	48	.615
Yvonne Moss, N.C. Central	1994	Sr.	25	74	44	.595
Michelle Palmer, Sacred Heart	1991	So.	34	113	67	.593
Jennifer Minor, Miles	2003	Sr.	27	76	45	.592
Latasha Marks, Kentucky St.	2000	So.	29	84	49	.583
Jennifer Lohuis, Kentucky St.	2006	Sr.	34	103	60	.583
Elisa Bartolo, Florida Tech	1995	Jr.	51	186	108	.581
Tiffany Smith, Elizabeth City St.	2006	So.	27	83	48	.578
Raquita Washington, Elizabeth City St.	2000	Jr.	28	104	60	.577
Julie Phipps, Assumption	1999	Jr.	48	151	87	.576
Michelle Ponce, Shaw	1994	So.	39	127	73	.575
Angela Estes, Miles	2003	Jr.	27	94	54	.574
Latasha Marks, Kentucky St.	2003	Sr.	29	82	47	.573
Tiya Hines, Virginia St.	2003	Jr.	35	100	63	.573
Sarah Princinsky, Hillsdale	1995	So.	43	134	76	.567
Stephanie DeLucia, Assumption	1998	Jr.	47	166	94	.566
Candace Wells, Miles	2003	Jr.	27	85	48	.565
Melinda Jackson, Fayetteville St.	1997	Sr.	30	78	44	.564
Tekeshia McMinns, St. Augustine's	2003	Jr.	26	78	44	.564
Jackie Aiken, Wis.-Parkside	1995	So.	58	178	100	.562
Kamarcha Martin, Miles	2006	Fr.	40	125	70	.560
Denise Patrick, Molloy	1993	Jr.	29	85	47	.553
Michelle Agnew, Liberty	1983	So.	32	98	54	.551
L'Tanya Samuels, Winston-Salem	1998	So.	27	89	49	.551
Latesa Peebles, N.C. Central	1990	Jr.	29	89	49	.551
Elisa Bartolo, Florida Tech	1996	Sr.	54	182	100	.549
Jamie Dacey, Shippensburg	2005	Sr.	47	142	78	.549
Amy Tjaarda, Adams St.	1993	Sr.	40	122	67	.549
Rachelle Hicks, Winston-Salem	1998	Jr.	28	84	46	.548

RUNS PER GAME

(Minimum 30 runs)

Player, Team	Year	Cl.	G	R	Avg.
Angela Estes, Miles	2003	Jr.	27	62	2.30
Candace Wells, Miles	2003	Jr.	27	54	2.00
LaToria Bartelle, Virginia Union	1997	Fr.	23	46	2.00
Danielle Jones, Norfolk St.	1996	Fr.	28	56	2.00
Raynette Savoy, Bowie St.	1998	Sr.	27	52	1.93
Kenyona Johnson, Miles	2006	Fr.	38	73	1.92
Cheryl Bogues, N.C. Central	1992	Jr.	29	55	1.90
Monnette Frye, Winston-Salem	1998	So.	28	53	1.89
Devonia Nixon, St. Augustine's	1994	Sr.	28	53	1.89
L'Tanya Samuels, Winston-Salem	1998	So.	27	51	1.89
Raquita Washington, Elizabeth City St.	2000	Jr.	28	52	1.86
Terri Collins, Bowie St.	1993	Jr.	26	48	1.85
Katrran McCall, N.C. Central	1994	So.	25	46	1.84
Dayna DeCarlo, Mercy	1982	So.	18	33	1.83
Raynisha Rushton, Norfolk St.	1997	So.	46	82	1.78
LaTisha Bartelle, Virginia Union	1997	So.	23	41	1.78
Michele Wilson, Virginia St.	1998	So.	31	55	1.77
Jennifer Clark, Winston-Salem	2000	So.	34	60	1.76
Charla Colbert, Miles	2003	Fr.	21	37	1.76
Kim McClelland, N.C. Central	1994	Jr.	25	44	1.76
Shonda Pegram, Virginia St.	1996	Fr.	27	47	1.74
Tonya Williamson, N.C. Central	1990	Sr.	27	47	1.74

RUNS

Player, Team	Year	Cl.	G	R
Nikki Flynn-Gregg, North Dakota St.	2000	Sr.	78	98
Sophia Blue, N.C. Central	2006	Fr.	51	83
Nikki Flynn, North Dakota St.	1998	So.	79	83
Raynisha Rushton, Norfolk St.	1997	So.	46	82
Staci Albright, Coker	1996	Sr.	51	79
Traci Wood, Fla. Southern	1995	Jr.	51	78
Asha Sutton, N.C. Central	2006	Jr.	51	76
Danielle Jones, Norfolk St.	1997	So.	45	75
Trisha Reinhardt, UC Davis	1997	Sr.	60	75
Jessie Johnson, Wis.-Parkside	1996	Jr.	71	75
Deb Baetsle, Neb.-Omaha	1994	Sr.	66	75
Beth Hein, Molloy	1995	So.	48	74

Player, Team	Year	Cl.	G	R
Kenyona Johnson, Miles	2006	Fr.	38	73
Kelly Adams, Mesa St.	2000	Jr.	56	73
Chrissa Landwehr, Augustana (S.D.)	1998	Fr.	64	73
Lekita Wilson, Norfolk St.	1997	Jr.	47	73
Jackie Aiken, Wis.-Parkside	1996	Jr.	71	73
Leslie Svoboda, Neb.-Omaha	2006	So.	60	71
Elisa Bartolo, Florida Tech	1996	Sr.	54	71
April Fowler, Lander	1996	Sr.	54	71
Heather Utecht, Regis (Colo.)	2006	Jr.	59	70
Elisa Bartolo, Florida Tech	1995	Jr.	51	70
Toni Novak, Neb.-Omaha	1994	Fr.	66	70
Kathy Kilsdonk, Wis.-Parkside	1994	Fr.	63	70

HITS

Player, Team	Year	Cl.	G	Hits
Nikki Flynn, North Dakota St.	1998	So.	79	126
Nikki Flynn-Gregg, North Dakota St.	2000	Sr.	78	124
Lisa Erickson, Cal St. Northridge	1989	Jr.	80	113
Heather Chantiles, Shippensburg	2006	Jr.	62	112
Jennifer Hill, Augustana (S.D.)	2000	Jr.	70	108
Elisa Bartolo, Florida Tech	1995	Jr.	51	108
Chrissa Landwehr, Augustana (S.D.)	2000	Jr.	68	106
Jackie Aiken, Wis.-Parkside	1996	Jr.	69	103
Deb Baetsle, Neb.-Omaha	1994	Sr.	66	103
Erica Miller, Bloomsburg	2000	Jr.	62	102
Jill Burnett, West Fla.	1997	Jr.	65	102
Angie Hopkins, Augustana (S.D.)	1993	Jr.	71	102
Deanna Dresmann, UC Riverside	1990	Jr.	58	102
Megan Cooper, North Dakota St.	1998	Jr.	78	101
Angie Hopkins, Augustana (S.D.)	1994	Sr.	64	101
Shelly Rhein, North Dakota St.	2000	Jr.	78	100
Elisa Bartolo, Florida Tech	1996	Sr.	54	100
Jackie Aiken, Wis.-Parkside	1995	So.	58	100
Angela Williams, Coker	1998	So.	57	99
Toni Novak, Neb.-Omaha	1994	Fr.	66	99
Kim Kouri, Augustana (S.D.)	1991	Sr.	66	99
Teri Eagleston, Sacramento St.	1989	So.	76	99

DOUBLES PER GAME

(Minimum eight doubles)

Player, Team	Year	Cl.	G	2B	Avg.
Kelon Whelan, Kentucky St.	2005	Sr.	25	22	0.88
Angela Estes, Miles	2003	Jr.	27	20	0.74
Suzanne Mathias, Davis & Elkins	1994	Fr.	30	22	0.73
Donika Altamirano, N.M. Highlands	1994	Jr.	42	28	0.67
LaKeisha Wright, Fort Valley St.	2003	Sr.	33	21	0.64
Stephanie Batts, Virginia Union	1990	Jr.	26	15	0.58
Liz Bartels, Rollins	1996	So.	49	28	0.57
Becky Peterson, Southern Utah	1984	Sr.	35	20	0.57
Tara Whelan, Kentucky St.	2004	Jr.	34	19	0.56
Kamarcha Martin, Miles	2006	Fr.	40	22	0.55
Tonya Galloway, Livingstone	1991	Sr.	31	17	0.55
Tara Midgett, Hampton	1995	Jr.	42	23	0.55
Dana Atkins, St. Augustine's	2005	Sr.	22	12	0.55
Rachel Richardson, St. Augustine's	2003	So.	26	14	0.54
Kelon Whelan, Kentucky St.	2004	Jr.	32	17	0.53
Kelly Norris, Coker	1996	So.	51	27	0.53
Brandi Young, Johnson C. Smith	2005	Jr.	38	20	0.53
Kourtney Abernathy, Miles	2003	Sr.	23	12	0.52
Tiffany Smith, Elizabeth City St.	2006	So.	27	14	0.52
Candace Wells, Miles	2003	Jr.	27	14	0.52
Jennifer Lohuis, Kentucky St.	2005	Jr.	31	16	0.52
Katie Hickey, Stonehill	2000	So.	32	16	0.50
Zayne Smith, West Ala.	1999	Fr.	56	28	0.50
Donna Mills, Mass.-Lowell	1996	Sr.	46	23	0.50
Marcy Coffield, West Liberty St.	1994	So.	24	12	0.50
Deb Gmys, Mansfield	1988	Jr.	22	11	0.50
Ann Palermo, Edinboro	1984	Fr.	18	9	0.50
Tracy Glover, Okla. Panhandle	2003	Fr.	57	28	0.49
Stephanie DeLucia, Assumption	1998	Jr.	47	23	0.49
Laura Granger, Alderson-Broaddus	1995	Fr.	39	19	0.49

DOUBLES

Player, Team	Year	Cl.	G	2B
Shelly Rhein, North Dakota St.	1998	Fr.	80	30
Kristin Spencer, Ala.-Huntsville	2005	Jr.	68	29
Niki Toussaint, Colorado St.-Pueblo	2001	Sr.	66	29
Tracy Glover, Okla. Panhandle	2003	Fr.	57	28
Zayne Smith, West Ala.	1999	Fr.	56	28
Liz Bartels, Rollins	1996	So.	49	28
Donika Altamirano, N.M. Highlands	1994	Jr.	42	28
Kristi Johnson, Lander	1994	So.	62	28
Jill Burnett, West Fla.	1997	Jr.	65	27
Kelly Norris, Coker	1996	So.	51	27
Lisa Jusino, Adelphi	2004	Sr.	54	26
Tracy Carey, Neb.-Omaha	1994	Fr.	66	26
Asha Sutton, N.C. Central	2006	Jr.	51	25
Cassie Blackwood, Southern Ark.	2005	Sr.	56	25
Blake Baskin, West Fla.	2000	Jr.	71	25
Erin Newman, SIU Edwardsville	2000	So.	58	25
Lacy Serman, Lincoln Memorial	1999	Fr.	55	25
Blake Baskin, West Fla.	1999	So.	70	25
Kate Groden, Cal St. Dom. Hills	2006	Sr.	57	24
Rachel Mason, West Liberty St.	2006	Fr.	68	24
Stephanie Pinto, Ala.-Huntsville	2006	Jr.	69	24
Nicole Christ, Mo.-St. Louis	1995	Jr.	73	24

TRIPLES PER GAME

(Minimum seven triples)

Player, Team	Year	Cl.	G	3B	Avg.
Betty Dolce, St. John Fisher	1986	Sr.	17	10	0.59
Katrran McCall, N.C. Central	1994	So.	25	10	0.40
Kelli Summers, Shepherd	1991	Jr.	40	15	0.38
Karen Borrosso, Molloy	1990	Sr.	26	10	0.38
Stephanie Batts, Virginia Union	1990	Jr.	26	10	0.38
Jennifer Albrizio, Wagner	1984	So.	19	7	0.37
Barbara Evans, Norfolk St.	1991	Sr.	36	13	0.36
Cherene Hiesl, East Central	1999	Sr.	42	15	0.36
Melony Winters, Mars Hill	1994	Sr.	28	10	0.36
Maureen Grether, Quinnipiac	1997	So.	35	12	0.34
Ashley Foster, Fort Valley St.	2004	Sr.	38	13	0.34
Wanda Baptist, Virginia Union	1992	Jr.	30	10	0.33
Syndy Walfoort, North Dakota	1991	Sr.	33	11	0.33
Danielle Margarita, Adelphi	1998	So.	43	14	0.33
Angela Williams, Fayetteville St.	2004	Fr.	31	10	0.32
Sophia Rolle, N.C. Central	1993	Jr.	28	9	0.32
Sue Sanchez, Cal St. Chico	1988	Sr.	44	14	0.32

TRIPLES

Player, Team	Year	Cl.	G	3B
Jackie Aiken, Wis.-Parkside	1994	Fr.	65	16
Cherene Hiesl, East Central	1999	Sr.	42	15
Jennifer Jimerson, Mo. Southern St.	1998	Sr.	48	15
Kelli Summers, Shepherd	1991	Jr.	40	15
Kim Logana, C.W. Post	2003	Sr.	48	14
Danielle Margarita, Adelphi	1998	So.	43	14
Sue Sanchez, Cal St. Chico	1988	Sr.	44	14
Beth Onestinghel, Cal St. Northridge	1988	Sr.	65	14
Tracy Lehman, Tiffin	2006	Jr.	66	13
Kassie Rezza, Tex. A&M-Kingsville	2005	Jr.	55	13
Ashley Foster, Fort Valley St.	2004	Sr.	38	13
Andrea Wirkus, Mo.-St. Louis	2000	Jr.	47	13
Sunny Litteral, Ashland	1997	So.	58	13
Jennifer Jimerson, Mo. Southern St.	1996	So.	55	13
Jennifer Brock, Carson-Newman	1995	Sr.	43	13
Melissa Magdon, Bridgeport	1993	Sr.	47	13
Velma Degree, Elon	1992	So.	45	13
Barbara Evans, Norfolk St.	1991	Sr.	36	13
Michele Dreistadt, Bloomsburg	2000	Sr.	62	12
Becky Regula, Mass.-Lowell	2000	So.	41	12
Maureen Grether, Quinnipiac	1997	So.	35	12
Susan Williamson, S.C.-Aiken	1997	So.	46	12
Jamie Peterson, Humboldt St.	1997	So.	67	12
Pamela Brewer, Mo. Southern St.	1996	Fr.	56	12
Kelly Bowe, St. Leo	1995	So.	43	12
Ginny Ackermann, Central Mo.	1991	Sr.	59	12
Kilbrey Fowler, Mississippi-Women	1987	Sr.	46	12
Kay Piper, Akron	1984	Jr.	53	12

HOME RUNS PER GAME

(Minimum eight home runs)

Player, Team	Year	Cl.	G	HR	Avg.
Crystal Krebs, UC-Colo. Spgs.	2005	Sr.	48	25	0.52
Megan Trimble, Phila. Sciences	2004	Fr.	32	15	0.47
Stephanie Batts, Virginia Union	1990	Jr.	26	12	0.46
Staci Albright, Coker	1996	Sr.	51	23	0.45
Jackie Aiken, Wis.-Parkside	1995	So.	58	26	0.45
Angela Estes, Miles	2003	Jr.	27	12	0.44
Rebecca McClelland, Mesa St.	2006	Jr.	43	19	0.44
Christina Rolla, Lynn	2005	So.	60	25	0.42
Staci Albright, Coker	1995	Jr.	48	20	0.42
Shana Martin, Colorado St.-Pueblo	2006	Jr.	49	20	0.41
Jura Gerald, N.C. Central	1995	So.	32	13	0.41
Crystal Krebs, UC-Colo. Spgs.	2004	Jr.	47	19	0.40

Player, Team	Year	Cl.	G	HR	Avg.
Elezabeth Beyer, St. Mary's (Tex.)	2005	So.	60	24	0.40
Monica Hashiguchi, Colorado St.-Pueblo	1999	Jr.	50	20	0.40
Amy Tjaarda, Adams St.	1993	Sr.	40	16	0.40
Wanda Baptist, Virginia Union	1992	Jr.	30	12	0.40
Camille Jones, Livingstone	1992	Jr.	25	10	0.40
Shelby Meilinger, Mesa St.	2006	Jr.	43	17	0.40
Stacey Berrong, S.C. Upstate	1996	Fr.	51	20	0.39
Stacey Dell'Anno, Merrimack	1999	Sr.	46	18	0.39
Brittany Pohlen, Colorado St.-Pueblo	2005	Sr.	41	16	0.39
Jilanne Thwaites, Alderson-Broaddus	2000	Sr.	36	14	0.39
Jennifer Papik, Colorado St.-Pueblo	2006	Jr.	49	19	0.39
Kelly Adams, Mesa St.	2000	Sr.	54	21	0.38
Latesa Peebles, N.C. Central	1990	Jr.	29	11	0.38

HOME RUNS

Player, Team	Year	Cl.	G	HR
Jackie Aiken, Wis.-Parkside	1995	So.	58	26
Crystal Krebs, UC-Colo. Spgs.	2005	Sr.	48	25
Christina Rolla, Lynn	2005	So.	60	25
Elezabeth Beyer, St. Mary's (Tex.)	2005	So.	60	24
Megan Davison, Emporia St.	2006	Jr.	69	23
Stephanie Pinto, Ala.-Huntsville	2005	So.	68	23
Staci Albright, Coker	1996	Sr.	51	23
Leslie Svoboda, Neb.-Omaha	2006	So.	60	21
Kelly Adams, Mesa St.	2000	Sr.	54	21
Kim Biskup, Grand Valley St.	2000	Sr.	59	21
Kim Biskup, Grand Valley St.	1999	Jr.	66	21
Shana Martin, Colorado St.-Pueblo	2006	Jr.	49	20
Heather Utecht, Regis (Colo.)	2006	Jr.	59	20
Cambria McKay, Kennesaw St.	2004	So.	70	20
Monica Hashiguchi, Colorado St.-Pueblo	1999	Jr.	50	20
Trisha Reinhardt, UC Davis	1997	Sr.	60	20
Stacey Berrong, S.C. Upstate	1996	Fr.	51	20
Staci Albright, Coker	1995	Jr.	48	20
Rebecca McClelland, Mesa St.	2006	Jr.	43	19
Jennifer Papik, Colorado St.-Pueblo	2006	Jr.	49	19
Ashley Mooney, Alderson-Broaddus	2006	So.	55	19
Courtney Hughes, Lock Haven	2006	Sr.	60	19
Kellie Corder, Ala.-Huntsville	2006	Sr.	69	19
Katie Bryan, Abilene Christian	2005	Sr.	52	19
Crystal Krebs, UC-Colo. Spgs.	2004	Jr.	47	19
Kelly Baker, Southeastern Okla.	1999	So.	66	19
Jill Burnett, West Fla.	1998	Sr.	66	19
Lori Alexander, Southeastern Okla.	1996	Jr.	47	19

SLUGGING PERCENTAGE

(Minimum 2.0 at-bats per game played by team and 70 at-bats)

Player, Team	Year	Cl.	G	AB	TB	Pct.
Angela Estes, Miles	2003	Jr.	27	94	122	1.298
Amy Tjaarda, Adams St.	1993	Sr.	40	122	141	1.156
Wanda Baptist, Virginia Union	1992	Jr.	30	85	98	1.153
Jura Gerald, N.C. Central	1995	So.	32	101	116	1.149
Ashley Foster, Fort Valley St.	2004	Sr.	38	122	140	1.148
Staci Albright, Coker	1996	Sr.	51	151	169	1.119
Jackie Aiken, Wis.-Parkside	1995	So.	58	178	199	1.118
Sherry Howell, Eckerd	1993	Sr.	35	105	117	1.114
Stephanie Batts, Virginia Union	1990	Jr.	26	102	113	1.108
Jennifer Lohuis, Kentucky St.	2006	Sr.	34	103	114	1.107
Megan Trimble, Phila. Sciences	2004	Fr.	32	91	100	1.099
Camille Jones, Livingstone	1992	Jr.	25	76	83	1.092
Brandi Young, Johnson C. Smith	2005	Jr.	38	111	121	1.090
Candace Wells, Miles	2003	Jr.	27	85	92	1.082
Latesa Peebles, N.C. Central	1990	Jr.	29	89	96	1.079
Sherry Howell, Eckerd	1990	Fr.	35	96	102	1.063
Crystal Krebs, UC-Colo. Spgs.	2005	Sr.	48	151	158	1.046
Tiya Hines, Virginia St.	2003	Jr.	35	110	115	1.045
Stacey Dell'Anno, Merrimack	1999	Sr.	46	138	144	1.043
Tiffany Smith, Elizabeth City St.	2006	So.	27	83	86	1.036
Angela Gibson, Bowie St.	1992	So.	30	75	77	1.027
Jennifer Minor, Miles	2003	Sr.	26	76	78	1.026

RUNS BATTED IN PER GAME

(Minimum 30 runs batted in)

Player, Team	Year	Cl.	G	RBI	Avg.
Angela Estes, Miles	2003	Jr.	27	74	2.74
Kenisha Williams, Winston-Salem	1998	So.	28	62	2.21
Tiya Hines, Virginia St.	2003	Jr.	35	76	2.17
Tiffany White, Benedict	2003	Fr.	30	63	2.10
Latesa Peebles, N.C. Central	1990	Jr.	29	58	2.00
LaKeisha Wright, Fort Valley St.	2003	Sr.	33	63	1.91
Karen Dromerhauser, Molloy	1997	Fr.	31	59	1.90
Jackie Aiken, Wis.-Parkside	1995	So.	58	110	1.90
Ashley Foster, Fort Valley St.	2003	Jr.	35	66	1.89
Jennifer Lohuis, Kentucky St.	2006	Sr.	34	64	1.88
Ashley Foster, Fort Valley St.	2004	Sr.	38	70	1.84
Kyla Pharris, Miles	2003	So.	27	49	1.81
Michele Wilson, Virginia St.	1998	So.	31	56	1.81
Amy Tjaarda, Adams St.	1993	Sr.	40	72	1.80
Lekita Wilson, Norfolk St.	1997	Jr.	47	84	1.79
Yolanda Carter, Bowie St.	1996	Sr.	24	43	1.79
Trina Williams, Norfolk St.	1995	Jr.	35	62	1.77
Pat McDonagh, Southeast Mo. St.	1986	Jr.	56	99	1.77
Keenan Menefee, Winston-Salem	1986	Sr.	30	53	1.77
Casey Rodriguez, N.C. Central	2006	Fr.	51	87	1.71
Debbie Esche, Northern St.	1982	So.	20	34	1.70
Staci Albright, Coker	1996	Sr.	51	86	1.69

RUNS BATTED IN

Player, Team	Year	Cl.	G	RBI
Jackie Aiken, Wis.-Parkside	1995	So.	58	110
Pat McDonagh, Southeast Mo. St.	1986	Jr.	56	99
Casey Rodriguez, N.C. Central	2006	Fr.	51	87
Jackie Aiken, Wis.-Parkside	1997	Sr.	72	87
Staci Albright, Coker	1996	Sr.	51	86
Jackie Aiken, Wis.-Parkside	1996	Jr.	69	86
Kelly Baker, Southeastern Okla.	1999	So.	66	84
Lekita Wilson, Norfolk St.	1997	Jr.	47	84
Keri McKee, Kennesaw St.	2005	So.	70	81
Jill Burnette, West Fla.	1998	Sr.	66	79
Kim Biskup, Grand Valley St.	1999	Jr.	66	78
Tiya Hines, Virginia St.	2003	Jr.	35	76
Stephanie Pinto, Ala.-Huntsville	2005	So.	68	75
Trisha Reinhardt, UC Davis	1997	Sr.	60	75
Jill Burnett, West Fla.	1997	Jr.	65	75
Angela Estes, Miles	2003	Jr.	27	74
Jenny Hill, Augustana (S.D.)	2001	Sr.	62	74
Tracy Carey, Neb.-Omaha	1994	Fr.	66	74
Christina Rolla, Lynn	2005	So.	60	73
Lane Davis, Ala.-Huntsville	1999	So.	70	73
Mary Gramenz, North Dakota St.	1997	So.	61	73
Sheila Kelly, Molloy	1995	Fr.	48	73

STOLEN BASES PER GAME

(Minimum 20 stolen bases)

Player, Team	Year	Cl.	G	SB	Avg.
Cheryl Bogues, N.C. Central	1992	Jr.	29	85	2.93
LaTosha Stevens, Shaw	1992	Fr.	34	96	2.82
Chandra Edger, Shaw	1992	So.	37	92	2.49
Cheryl Bogues, N.C. Central	1993	Sr.	27	65	2.41
Mickell Albury, Winston-Salem	1996	Jr.	21	42	2.00
Stacy Booker, St. Paul's	1991	Sr.	27	48	1.78
Cassandra Wright, Shaw	1992	Sr.	37	65	1.76
L'Tanya Samuels, Winston-Salem	1998	So.	27	46	1.70
Tychelle Young, Bowie St.	1995	Fr.	34	57	1.68
Linda Bell, St. Paul's	1995	Sr.	24	39	1.63
Kimberly Mayes, Kentucky St.	1999	So.	29	47	1.62
Devonia Nixon, St. Augustine's	1991	So.	36	58	1.61
Kim Mayes, Kentucky St.	2000	Sr.	29	46	1.59
LaToshia Johnson, St. Paul's	1998	Fr.	23	36	1.57
Donna Russell, St. Augustine's	1991	So.	42	65	1.55
Bridgett Speaks, Winston-Salem	1996	Sr.	24	37	1.54
Linda Bell, St. Paul's	1992	Fr.	25	38	1.52
Cheryl Bogues, N.C. Central	1990	Fr.	29	44	1.52

STOLEN BASES

Player, Team	Year	Cl.	G	SB
LaTosha Stevens, Shaw	1992	Fr.	34	96
Chandra Edger, Shaw	1992	So.	37	92
Cheryl Bogues, N.C. Central	1992	Jr.	29	85
Deanna Dresmann, UC Riverside	1990	Jr.	58	82
Traci Wood, Fla. Southern	1996	Sr.	54	81
Nikki Flynn, North Dakota St.	1998	So.	79	75
Elisa Bartolo, Florida Tech	1996	Sr.	54	72
Cathy Jacobson, Texas Woman's	1999	Sr.	64	71
Traci Wood, Fla. Southern	1995	Jr.	51	71
Nikki Flynn-Gregg, North Dakota St.	2000	Sr.	78	68
Elisa Bartolo, Florida Tech	1995	Jr.	51	67
Ashley Cecil, Fla. Gulf Coast	2005	Sr.	56	66
Becca Alt, Mo.-Rolla	1997	Jr.	50	65
Paula Hensell, Ferris St.	1994	Jr.	49	65
Cheryl Bogues, N.C. Central	1993	Sr.	27	65
Cassandra Wright, Shaw	1992	Sr.	37	65
Donna Russell, St. Augustine's	1991	So.	42	65

STOLEN-BASE PERCENTAGE

(Best perfect seasons; minimum 0.5 attempts per game played by team)

Player, Team	Year	Cl.	G	SB	SBA	Pct.
Cheryl Bogues, N.C. Central	1993	Sr.	27	65	65	1.000
Donna Russell, St. Augustine's	1991	So.	42	65	65	1.000
Devonia Nixon, St. Augustine's	1991	So.	36	58	58	1.000
Tychelle Young, Bowie St.	1995	Fr.	34	57	57	1.000
Ketress Wells, St. Augustine's	1991	Fr.	44	55	55	1.000
Sascha Taylor, Texas Woman's	2002	Jr.	50	53	53	1.000
Kimberly Nichols, Southeastern Okla.	2003	Sr.	57	51	51	1.000
Sherry Howell, Eckerd	1992	Jr.	40	48	48	1.000
Kim Mayes, Kentucky St.	2000	Sr.	29	46	46	1.000
Laura Perek, Southern Ind.	1992	So.	41	46	46	1.000
Mary Edgecombe, St. Augustine's	1991	Jr.	45	41	41	1.000
Beth Bayer, S.C. Upstate	1999	Jr.	48	40	40	1.000
Jaunice Edwards, St. Paul's	1994	So.	29	39	39	1.000
Angela Williams, Norfolk St.	1991	So.	36	39	39	1.000
Danielle Jones, Norfolk St.	1997	So.	45	35	35	1.000
Onisha Cook, Norfolk St.	1995	Sr.	32	35	35	1.000
Carrie Closson, Francis Marion	2003	Fr.	45	33	33	1.000
LaChaka Humphrey, Fayetteville St.	2002	Sr.	33	33	33	1.000
Tia Watlington, N.C. Central	1995	So.	33	33	33	1.000
Michelle Stone, Norfolk St.	1990	So.	39	33	33	1.000

BASES ON BALLS PER GAME

(Minimum 20 bases on balls)

Player, Team	Year	Cl.	G	BB	Avg.
Leah Banks, Virginia St.	1998	Jr.	31	47	1.52
Pam Banks, Virginia Union	1988	Sr.	24	34	1.42
Cat Moreno, Angelo St.	2003	Jr.	59	81	1.37
Tychelle Young, Bowie St.	1995	Fr.	34	46	1.35
Kim Cori, Long Island	1984	So.	20	27	1.35
Francie Habbash, St. Leo	1987	So.	31	40	1.29
Mickell Albury, Winston-Salem	1996	Jr.	21	27	1.29
Crystal Person, N.C. Central	1990	Jr.	29	37	1.28
Cindy Kunard, West Ga.	1988	Sr.	18	23	1.28
LaTisha Bartelle, Virginia Union	1997	So.	23	29	1.26
Anne Charron, Bentley	1984	Fr.	23	28	1.22
Crystal Person, N.C. Central	1991	Sr.	29	34	1.17
LaKenya McNear, Livingstone	2004	Fr.	18	21	1.17
Jean Carter, Virginia Union	1988	Sr.	26	30	1.15
Elizabeth Economon, Truman	2004	Sr.	53	61	1.15
Demetria Brown, Virginia St.	1996	Sr.	27	31	1.15
Angie Brooks, St. Leo	1988	So.	34	39	1.15
Kenyona Johnson, Miles	2006	Fr.	38	43	1.13
Kennessee Bass, Stillman	2006	So.	37	41	1.11
Brenda Maxwell, Winston-Salem	1990	Sr.	19	21	1.11

BASES ON BALLS

Player, Team	Year	Cl.	G	BB
Cat Moreno, Angelo St.	2003	Jr.	59	81
Elizabeth Economon, Truman	2004	Sr.	56	61
Cambria McKay, Kennesaw St.	2004	So.	70	58
Stephanie Pinto, Ala.-Huntsville	2006	Jr.	69	56
Tiffany Davis, South Dakota	2001	Sr.	68	48
Lindsey Greene, North Ala.	2006	So.	60	47
Leah Banks, Virginia St.	1998	Jr.	31	47
Kim Thurman, Cal St. Stanislaus	2002	Jr.	64	47
Lindsay Shandera, UC-Colo. Spgs.	2006	Jr.	52	46
Lori Alexander, Southeastern Okla.	1997	Sr.	61	46
Lori Alexander, Southeastern Okla.	1996	Jr.	47	46
Tychelle Young, Bowie St.	1995	Fr.	34	46
Katie Jackson, Caldwell	2006	Sr.	53	45
Shaundra Mathis, Fort Valley St.	2006	Sr.	46	44
Jessie Benson, North Dakota St.	2003	Sr.	53	44
Trisha Reinhardt, UC Davis	1997	Sr.	60	44
Kenyona Johnson, Miles	2006	Fr.	28	43
Ashley Alpizar, Fla. Southern	2004	Fr.	63	43
Cat Moreno, Angelo St.	2004	Sr.	57	42
Stacey Richardson, Armstrong Atlantic	2003	Jr.	54	42
Nancy Nicsevic, St. Rose	1996	Fr.	54	42
Kathleen Russell, Sonoma St.	1992	Fr.	46	42
Stacey Schenk, Barry	1988	Fr.	50	42
Kennessee Bass, Stillman	2006	So.	37	41
Cambria McKay, Kennesaw St.	2005	Jr.	69	41
Audra Thomas, Kennesaw St.	2000	Sr.	64	41
Taiisha Pleasant, Humboldt St.	1998	So.	66	41

INTENTIONAL BASES ON BALLS

Player, Team	Year	Cl.	G	IBB
Cat Moreno, Angelo St.	2003	Jr.	57	27
Stephanie Pinto, Ala.-Huntsville	2006	Jr.	69	13
Jane Purdy, Seattle	2005	Fr.	45	11

HIT BY PITCH PER GAME

Player, Team	Year	Cl.	G	HBP	Avg.
Cheryl Wyrick, Cameron	2002	Jr.	40	24	0.60
Lesley Pepworth, Southeastern Okla.	2002	Jr.	37	18	0.49
Lyndsey Crosswhite, Pittsburg St.	2006	Sr.	33	14	0.42
Cheryl Wyrick, Cameron	2003	Sr.	44	18	0.41
Sarah Hamilton, Southwestern Okla.	2005	Jr.	46	18	0.39
Heather Jones, GC&SU	2003	Fr.	50	19	0.38
Lacey Groshek, Salem Int'l	2005	Fr.	40	15	0.38
Shannon Benash, Mo. Western St.	2005	Jr.	68	23	0.34
A.J. Miller, Pittsburg St.	2005	Sr.	63	21	0.33
Christy Dean, Mesa St.	2004	Sr.	52	17	0.33
Nikki Sheldon, UC Davis	2004	Fr.	52	17	0.33
Tisha Thompson, Southern Ark.	2006	Jr.	57	18	0.32
LeKyndra Smith, Henderson St.	2006	Sr.	58	18	0.31
Danielle Green, Felician	2005	Fr.	36	11	0.31
Monica Wofford, Francis Marion	2006	So.	43	13	0.30
A.J. Miller, Pittsburg St.	2004	Jr.	63	19	0.30
Jenny Gregoria, Colorado St.-Pueblo	2006	Sr.	40	12	0.30

HIT BY PITCH

Player, Team	Year	Cl.	G	HBP
Cheryl Wyrick, Cameron	2002	Jr.	40	24
Shannon Benash, Mo. Western St.	2005	Jr.	68	23
A.J. Miller, Pittsburg St.	2005	Sr.	63	21
A.J. Miller, Pittsburg St.	2004	Jr.	63	19
Heather Jones, GC&SU	2003	Fr.	50	19
Tisha Thompson, Southern Ark.	2006	Jr.	57	18
LeKyndra Smith, Henderson St.	2006	Sr.	58	18
Sarah Hamilton, Southwestern Okla.	2005	Jr.	46	18
Cheryl Wyrick, Cameron	2003	Sr.	44	18
Lesley Pepworth, Southeastern Okla.	2002	Jr.	38	18
Christy Dean, Mesa St.	2004	Sr.	52	17
Nikki Sheldon, UC Davis	2004	Fr.	52	17

SACRIFICE HITS PER GAME

Player, Team	Year	Cl.	G	SH	Avg.
Mary Dank, Mass.-Lowell	2005	Sr.	38	23	0.61
Christina Evans, North Fla.	2005	So.	51	28	0.55
Jamie Sassaman, Wilmington (Del.)	2004	Jr.	36	19	0.53
Stacy Oliver, Armstrong Atlantic	2005	Jr.	51	26	0.51
Stephanie Hallowell, Lock Haven	2005	So.	44	22	0.50
Katie Roush, Alderson-Broaddus	2006	Sr.	55	27	0.49
Christina Joseph, Southern Ark.	2005	Fr.	45	22	0.49
Jacquelyn Brower, Clarion	2005	So.	25	12	0.48
Ashley Mayle, Ashland	2006	Sr.	53	25	0.47
Denita Robinson, Tiffin	2005	Sr.	56	26	0.46
Amy Paling, Hillsdale	2005	Sr.	39	18	0.46
Kelsey Cooley, C.W. Post	2006	So.	55	25	0.45
Julie Brodie, Mass.-Lowell	2006	So.	56	25	0.45

SACRIFICE HITS

Player, Team	Year	Cl.	G	SH
Jessie Waird, Emporia St.	2006	So.	67	29
Christina Evans, North Fla.	2005	So.	51	28
Katie Roush, Alderson-Broaddus	2006	Sr.	55	27
Jen Daniel, Wayne St. (Mich.)	1992	Fr.	54	27
Gini Bruce, Wayne St. (Mich.)	1983	—	—	27
Stacy Oliver, Armstrong Atlantic	2005	Jr.	51	26
Ashley Mayle, Ashland	2006	Sr.	53	25
Kelsey Cooley, C.W. Post	2006	So.	55	25
Julie Brodie, Mass.-Lowell	2006	So.	56	25
Kristin Erb, Lock Haven	2006	Fr.	60	25
Heather Whitcomb, Central Mo.	2005	So.	59	24
Holly Neuerburg, SIU Edwardsville	2006	Sr.	60	23
Mary Dank, Mass.-Lowell	2005	Sr.	38	23
Haley Allen, Carson-Newman	2004	Sr.	52	23
Debby Jenkins, Wayne St. (Mich.)	1987	So.	52	23
Stephanie Hallowell, Lock Haven	2005	So.	44	22
Christina Joseph, Southern Ark.	2004	Fr.	45	22
Shannon Benash, Mo. Western St.	2005	Jr.	68	22
Stacey Necessary, Kutztown	1996	Jr.	52	22
Cyla Hawkins, Tiffin	2006	Fr.	65	21
Melissa Bowie, Tiffin	2006	Jr.	66	21
Amanda Gagne, Bryant	2005	So.	46	21
Beth Shelus, Lewis	2005	So.	51	21
Nicole Hartfield, San Fran. St.	2005	So.	64	21
Brady Horne, Lenoir-Rhyne	2004	Sr.	54	21
Jessica Peters, Minn. St. Mankato	2004	So.	55	21
Jennifer Potts, Fla. Southern	1997	Jr.	57	21
Renette Mulka, Wayne St. (Mich.)	1989	Jr.	51	21
Michelle Smith, Wayne St. (Mich.)	1989	Fr.	52	21
Anna Parker, Ala.-Huntsville	2006	Jr.	69	20

Player, Team	Year	Cl.	G	SH
Denita Robinson, Tiffin	2004	Jr.	54	20
Melissa Waters, Anderson (S.C.)	2004	So.	57	20
Teresa Bertocchi, Humboldt St.	2003	Sr.	60	20
Stacey Necessary, Kutztown	1995	So.	55	20
Heather Lucas, California (Pa.)	1994	Sr.	49	20
Melinda Hunnicutt, West Ala.	1988	Jr.	55	20

Pitching

GAMES

Player, Team	Year	Cl.	G
Wendy Hurst, Ala.-Huntsville	1996	Fr.	62
Desiree Croteau, St. Leo	1998	Fr.	59
Jessame Kendall, Humboldt St.	2001	Sr.	58
Kathy Slaten, Cal St. Northridge	1985	Jr.	58
Julie Fromm, North Dakota St.	2000	So.	57
Anne Freeburg, St. Leo	1997	Jr.	55
Kathy Kinasz, Saginaw Valley	1992	Sr.	55
Shelly Owen, Abilene Christian	1997	Jr.	54
Danielle Penner, California (Pa.)	1997	Jr.	54
Teresa Hartman, Augustana (S.D.)	1990	Sr.	54
Sonja Garnett, San Fran. St.	2006	Sr.	53
Angela Lancaster, Columbus St.	2000	So.	53
Signe DeJong, Augustana (S.D.)	1993	Jr.	53
Umekki Anderson, Mississippi-Women	1992	Sr.	53
Cathy Fisher, Chapman	1984	So.	53
Kerri Chase, Colorado St.-Pueblo	2001	Sr.	52
Wendy Wolff, Wis.-Parkside	1997	Sr.	52
Dana Wertz, Mo. Western St.	2005	So.	51
Lacey Gardner, Kennesaw St.	2000	So.	51
Starla Payne, Southeastern Okla.	2000	So.	51
Kathy Slaten, Cal St. Northridge	1984	So.	51
Keltie Christian, Fla. Southern	2000	Jr.	50
Desiree Croteau, St. Leo	1999	So.	50
Mindy Dwyer, Wayne St. (Mich.)	1999	So.	50
Danielle Penner, California (Pa.)	1998	Sr.	50
Aimee Theismann, Lander	1998	Sr.	50
Karie Newton, Valdosta St.	1997	Fr.	50
Nicole Williams, Northwood	1996	So.	50
Jeree Carlson, Morningside	1994	So.	50
Carri Tschida, Minn. St. Mankato	1989	Sr.	50

GAMES STARTED

Player, Team	Year	Cl.	GS
Wendy Hurst, Ala.-Huntsville	1996	Fr.	59
Anne Freeburg, St. Leo	1997	Jr.	54
Shelly Owen, Abilene Christian	1997	Jr.	54
Teresa Hartman, Augustana (S.D.)	1990	Sr.	54
Umekki Anderson, Mississippi-Women	1992	Sr.	53
Kathy Kinasz, Saginaw Valley	1992	Sr.	53
Dana Wertz, Mo. Western St.	2005	So.	51
Julie Fromm, North Dakota St.	2000	So.	50
Danielle Penner, California (Pa.)	1998	Sr.	50
Kathy Slaten, Cal St. Northridge	1985	Jr.	50
Angela Lancaster, Columbus St.	2000	So.	49
Carri Tschida, Minn. St. Mankato	1989	Sr.	49
Jessame Kendall, Humboldt St.	2001	Sr.	48
Desiree Croteau, St. Leo	1998	Fr.	48
Danielle Penner, California (Pa.)	1997	Jr.	48
Tamara Sagert, Cal St. Dom. Hills	1995	So.	47
Alice Astling, St. Leo	1992	So.	47
Anne Pasquale, Southern Conn. St.	1991	Jr.	46
Mindy Dwyer, Wayne St. (Mich.)	1999	So.	45
Wendy Wolff, Wis.-Parkside	1997	Sr.	45
Alice Astling, St. Leo	1991	Fr.	45

COMPLETE GAMES

Player, Team	Year	Cl.	GS
Wendy Hurst, Ala.-Huntsville	1996	Fr.	57
Anne Freeburg, St. Leo	1997	Jr.	53
Umekki Anderson, Mississippi-Women	1992	Sr.	53
Shelly Owen, Abilene Christian	1997	Jr.	51
Julie Fromm, North Dakota St.	2000	So.	48
Alice Astling, St. Leo	1992	So.	47
Desiree Croteau, St. Leo	1998	Fr.	46
Tamara Sagert, Cal St. Dom. Hills	1995	So.	46
Teresa Hartman, Augustana (S.D.)	1990	Sr.	46
Kathy Slaten, Cal St. Northridge	1985	Jr.	46
Danielle Penner, California (Pa.)	1998	Sr.	45
Alice Astling, St. Leo	1991	Fr.	45
Carri Tschida, Minn. St. Mankato	1989	Sr.	44
Kathy Slaten, Cal St. Northridge	1984	So.	44
Laurie Salo, UC Davis	1987	Sr.	43
Julie Fromm, North Dakota St.	1999	Fr.	42
Keisha Barrineau, Augusta St.	1997	Fr.	42
Danielle Penner, California (Pa.)	1997	Jr.	42
Audrey Nauer, San Fran. St.	1992	Jr.	42
Anne Pasquale, Southern Conn. St.	1991	Jr.	42
Deb Hensley, Neb.-Omaha	1986	Sr.	42

INNINGS

Player, Team	Year	Cl.	IP
Wendy Hurst, Ala.-Huntsville	1996	Fr.	411.0
Kathy Slaten, Cal St. Northridge	1985	Jr.	410.1
Diana Chalfant, Ky. Wesleyan	1985	Jr.	372.0
Umekki Anderson, Mississippi-Women	1992	Sr.	363.0
Desiree Croteau, St. Leo	1998	Fr.	362.2
Jessame Kendall, Humboldt St.	2001	Sr.	361.0
Anne Freeburg, St. Leo	1997	Jr.	352.0
Teresa Hartman, Augustana (S.D.)	1990	Sr.	350.0
Kathy Kinasz, Saginaw Valley	1992	Sr.	347.2
Carri Tschida, Minn. St. Mankato	1989	Sr.	345.0
Kathy Slaten, Cal St. Northridge	1984	So.	343.1
Shelly Owen, Abilene Christian	1997	Jr.	342.0
Angela Lancaster, Columbus St.	2000	So.	338.2
Julie Fromm, North Dakota St.	2000	So.	333.1
Alice Astling, St. Leo	1992	So.	329.0
Danielle Penner, California (Pa.)	1998	Sr.	328.1
Vickie Pierce, Valdosta St.	1996	Sr.	323.0
Tamara Sagert, Cal St. Dom. Hills	1995	So.	318.2

WINNING PERCENTAGE

(Minimum 25 decisions)

Player, Team	Year	Cl.	W	L	Pct.
Missy Paterson, Coker	1996	Fr.	26	0	1.000
Kristin Erb, Lock Haven	2006	Fr.	36	1	.973
Krystal Lewallen, Northern Ky.	2005	Jr.	32	1	.970
Danielle Penner, California (Pa.)	1997	Jr.	50	3	.943
Tara Midgett, Hampton	1995	Jr.	31	2	.939
Andrea Clarke, Mo. Southern St.	1992	So.	31	2	.939
Julie Krauth, Augustana (S.D.)	1991	So.	31	2	.939
Debbie Tidy, Sacred Heart	1987	Sr.	31	2	.939
Rochelle Dierkes, California (Pa.)	1995	Jr.	28	2	.933
Pam Clay, Stephen F. Austin	1985	Jr.	28	2	.933
Christy Deken, Mo.-Rolla	2004	Sr.	27	2	.931
Aimee Murch, Lynn	2005	Sr.	39	3	.929
Natalie Pry, Ashland	1998	Jr.	26	2	.929
Chris Hartman, Augustana (S.D.)	1991	So.	25	2	.926
April Paoli, Bloomsburg	1995	Jr.	37	3	.925
Tracy Motzny, Humboldt St.	2006	Jr.	24	2	.923
Missy Paterson, Coker	1998	Jr.	36	3	.923
Emily Edlund, Grand Valley St.	1999	So.	24	2	.923
Brenda Farrell, Kennesaw St.	1998	Sr.	24	2	.923
Julie Fromm, North Dakota St.	2001	Jr.	23	2	.920
Heather Birch, Kennesaw St.	2000	Jr.	23	2	.920
Jen Monzon, Hawaii Pacific	1999	Fr.	23	2	.920
Danielle Penner, California (Pa.)	1998	Sr.	46	4	.920
Lisa Howell, UC Davis	1997	So.	23	2	.920

VICTORIES

Player, Team	Year	Cl.	W	L	Pct.
Danielle Penner, California (Pa.)	1997	Jr.	50	3	.943
Danielle Penner, California (Pa.)	1998	Sr.	46	4	.920
Julie Fromm, North Dakota St.	2000	So.	45	6	.882

Lock Haven Sports Information

Lock Haven's Kristin Erb led Division II in victories, posting a 36-1 record, and in earned-run average, with a 0.20 mark, in her freshman year last season.

Player, Team	Year	Cl.	W	L	Pct.
Teresa Hartman, Augustana (S.D.)	1990	Sr.	44	8	.846
Kathy Kinasz, Saginaw Valley	1992	Sr.	42	12	.778
Umekki Anderson, Mississippi-Women	1992	Sr.	41	12	.774
Kathy Slaten, Cal St. Northridge	1985	Jr.	41	11	.788
Wendy Hurst, Ala.-Huntsville	1996	Fr.	40	19	.678
Aimee Murch, Lynn	2005	Sr.	39	3	.929
Jessame Kendall, Humboldt St.	2001	Sr.	39	12	.765
Vickie Pierce, Valdosta St.	1996	Sr.	39	9	.813
Kathy Slaten, Cal St. Northridge	1984	So.	39	7	.848
Angela Slaugh, Western N.M.	2004	Sr.	38	8	.826
Megan Elliott, Carson-Newman	2005	Jr.	37	10	.787
Wendy Wolff, Wis.-Parkside	1997	Sr.	37	7	.841
Wendy Wolff, Wis.-Parkside	1996	Jr.	37	4	.902
April Paoli, Bloomsburg	1995	Jr.	37	3	.925
Signe DeJong, Augustana (S.D.)	1993	Jr.	37	12	.755
Kristin Erb, Lock Haven	2006	Fr.	36	1	.973
Megan Brown, Fla. Southern	2004	Fr.	36	5	.878
Wendy Hurst, Ala.-Huntsville	1999	Sr.	36	8	.818
Karissa Hoehn, St. Cloud St.	1999	Jr.	36	9	.800
Missy Paterson, Coker	1998	Jr.	36	3	.923
Shelly Owen, Abilene Christian	1997	Jr.	36	17	.679

SAVES

Player, Team	Year	Cl.	SV
Jenny Hess, Ala.-Huntsville	2006	Sr.	11
Britany Hargis, Mo. Southern St.	2001	Sr.	10
Amy Kilbourn, Ferris St.	1995	Sr.	10
Danielle Scott, Lincoln Memorial	2004	Sr.	9
Jennifer Mackson, Grand Valley St.	2003	Jr.	9
Katie Biles, St. Edward's	1999	Fr.	9
Shalynn Napolitano, Assumption	2006	Jr.	8
Lacey Gardner, Kennesaw St.	2000	So.	8
Julianne Coleman, Fla. Southern	1999	Sr.	8
Bridget McCue, Quincy	1996	So.	8
Sharon McFarland, Akron	1985	So.	8
Jennifer Churchill, Queens (N.C.)	2006	Sr.	7
Brittny Ernst, St. Mary's (Tex.)	2004	Fr.	7
Courtney Funderburk, Ala.-Huntsville	2003	Jr.	7
Keltie Christian, Fla. Southern	2000	Jr.	7
Julie Nelson, Minn. St. Mankato	2000	Sr.	7
Lori Cossey, Southeastern Okla.	1999	Jr.	7
Shannon Barton, Ky. Wesleyan	1989	So.	7

EARNED-RUN AVERAGE

(Minimum 100 innings)

Player, Team	Year	Cl.	G	IP	R	ER	ERA
Chris Moyer, Bloomsburg	1986	Sr.	18	105.0	7	1	0.07
Debbie Tidy, Sacred Heart	1985	So.	31	193.0	9	3	0.11
Missy Paterson, Coker	1996	Fr.	30	165.0	9	3	0.13
Debra Rozier, S.C. Upstate	1991	Jr.	17	102.1	12	2	0.14
Debbie Tidy, Sacred Heart	1987	Sr.	37	229.2	11	5	0.15
Susan Hahn, UC Riverside	1984	Fr.	27	183.2	26	4	0.15
Debbie Tidy, Sacred Heart	1986	Jr.	32	225.0	17	5	0.16
Debbie Tidy, Sacred Heart	1984	Fr.	39	258.0	13	6	0.16
Renee Vance, Akron	1984	So.	14	111.0	9	3	0.19
Kristin Erb, Lock Haven	2006	Fr.	39	248.0	20	7	0.20
Gail Holznagel, Southern Conn. St.	1983	So.	26	212.1	35	6	0.20
Pam Clay, Stephen F. Austin	1984	So.	20	105.1	7	3	0.20
Kathy Slaten, Cal St. Northridge	1983	Fr.	34	278.1	18	8	0.20
Vicki Pierce, Columbus St.	1995	Jr.	17	104.0	11	3	0.20
Kathy Slaten, Cal St. Northridge	1985	Jr.	58	410.1	29	12	0.20
Susan Churchwell, UC Davis	2001	So.	25	168.1	21	5	0.21
Kathy Slaten, Cal St. Northridge	1984	So.	51	343.1	23	11	0.22
Susan Kocher, Bloomsburg	1985	So.	21	121.0	13	4	0.23
Tina Souders, Bloomsburg	1983	Jr.	24	172.0	13	6	0.24
Trish Kongable, Truman	1986	Sr.	28	200.0	22	7	0.25
Tina Souders, Bloomsburg	1982	So.	27	167.0	12	6	0.25
Kim Maguire, Bloomsburg	1992	So.	15	108.0	6	4	0.26
Dani Vance, Akron	1984	Sr.	19	135.0	14	5	0.26

SHUTOUTS

Player, Team	Year	Cl.	SHO
Kathy Slaten, Cal St. Northridge	1984	So.	32
Kathy Slaten, Cal St. Northridge	1985	Jr.	30
Danielle Penner, California (Pa.)	1997	Jr.	29
Pam Clay, Stephen F. Austin	1985	Jr.	24
Wendy Hurst, Ala.-Huntsville	1999	Sr.	23
Danielle Penner, California (Pa.)	1998	Sr.	23
April Paoli, Bloomsburg	1995	Jr.	23
Debbie Tidy, Sacred Heart	1987	Sr.	23
Debbie Tidy, Sacred Heart	1985	So.	23
Debbie Tidy, Sacred Heart	1984	Fr.	23
Laurie Salo, UC Davis	1987	Sr.	21
Kathy Slaten, Cal St. Northridge	1983	Fr.	21
Kristin Erb, Lock Haven	2006	Fr.	20
Krystal Lewallen, Northern Ky.	2005	Jr.	20
Katya Eronina, Armstrong Atlantic	2003	Jr.	20
Geralyn Elam, Barry	2002	Jr.	20
Missy Paterson, Coker	1996	Fr.	20
Debbie Dickmann, Cal St. Northridge	1990	Sr.	20
Dori Stankewitz, Fla. Southern	1987	Jr.	20

STRIKEOUT RATIO

(Strikeouts per seven innings; minimum 100 innings)

Player, Team	Year	Cl.	SO	IP	Avg.
Missy Paterson, Coker	1996	Fr.	335	165.0	14.21
Missy Paterson, Coker	1999	Sr.	364	193.1	13.18
Missy Paterson, Coker	1998	Jr.	386	220.0	12.28
Nicole McCorkle, UNC Pembroke	2005	So.	364	207.2	12.27
Katie Heintz, St. Leo	2005	Jr.	360	209.1	12.04
Amy Dumas, Augusta St.	2006	So.	259	151.2	11.95
April Paoli, Bloomsburg	1995	Jr.	420	256.0	11.48
Dori Stankewitz, Fla. Southern	1986	So.	228	139.1	11.45
Melissa Stevens, Emporia St.	2005	Jr.	303	186.0	11.40
Mikki Cochrane, North Dakota	1995	Sr.	216	133.1	11.34
Maricela Panuco, S.C. Upstate	2000	So.	236	147.0	11.24
Karissa Hoehn, St. Cloud St.	2000	Sr.	442	277.2	11.14
Kelly D'Angelo, American Int'l	2004	Jr.	226	142.2	11.09
Christy Deken, Mo.-Rolla	2004	Sr.	346	218.2	11.08
Kelley Tiesi, Shippensburg	2004	So.	345	218.1	11.06
Marinka Bisceglia, St. Thomas (Fla.)	1986	Fr.	218	138.0	11.06
Amanda Kelly, Neb.-Kearney	1999	Jr.	223	141.1	11.05
Josie Nelson, Ashland	2003	Jr.	370	236.0	10.97
Ann Shelton, Jacksonville St.	1995	Jr.	300	191.2	10.96
Missy Paterson, Coker	1997	So.	389	248.2	10.95
Katya Eronina, Armstrong Atlantic	2004	Sr.	341	218.2	10.92
Susan Johnson, Neb.-Kearney	1992	Sr.	225	144.1	10.91
Somer Bigham, Coker	2006	Jr.	220	141.1	10.90
Michelle Ponce, Shaw	1995	Jr.	167	107.1	10.89

STRIKEOUTS

Player, Team	Year	Cl.	SO
Kathy Slaten, Cal St. Northridge	1985	Jr.	533
Kathy Slaten, Cal St. Northridge	1984	So.	478
Karissa Hoehn, St. Cloud St.	2000	Sr.	442
Aimee Murch, Lynn	2005	Sr.	428
April Paoli, Bloomsburg	1995	Jr.	420
Geralyn Elam, Barry	2002	Jr.	406
Karissa Hoehn, St. Cloud St.	1999	Jr.	405
Katie Heintz, St. Leo	2006	Sr.	400
Missy Paterson, Coker	1997	So.	389
Missy Paterson, Coker	1998	Jr.	386
Amber Browning, West Fla.	2005	Jr.	380
Josie Nelson, Ashland	2003	Jr.	370
Kelley Tiesi, Shippensburg	2006	Sr.	369
Julianne Coleman, Fla. Southern	1998	Jr.	368
Nicole McCorkle, UNC Pembroke	2005	So.	364
Missy Paterson, Coker	1999	Sr.	364
Katie Heintz, St. Leo	2005	Jr.	360
Tara Petersen, North Dakota	2005	Jr.	360
Danielle Penner, California (Pa.)	1997	Jr.	354
Susan Johnson, Neb.-Kearney	1990	Jr.	352
Keltie Christian, Fla. Southern	2000	Jr.	351
Kristen Schmidt, Concordia-St. Paul	2006	Sr.	350
Debbie Tidy, Sacred Heart	1984	Fr.	348

Fielding

PUTOUTS

Player, Team	Year	No.
Nichole Ramirez, San Fran. St.	2004	599
Nichole Ramirez, San Fran. St.	2005	580
Mindy Zorn, North Dakota St.	1996	525
Rebecca Lores, Ala.-Huntsville	1996	505
Amy Rothballer, Humboldt St.	2004	490
Jackie Leppla, Fla. Southern	2006	467
Amy Rothballer, Humboldt St.	2003	463
Amy Rothballer, Humboldt St.	2002	431
April Elston, Fla. Southern	2001	426
April Elston, Fla. Southern	2000	417
Maribeth Wareham, Humboldt St.	2005	406
Mallory Holtman, Central Wash.	2006	403
Eunice Nettles, Coker	2006	373

ASSISTS

Player, Team	Year	No.
Megan Cooper, North Dakota St.	1996	254
Nicole Hartfield, San Fran. St.	2005	195
Brandi Harrison, Humboldt St.	2004	190
Melanie Carter, Ala.-Huntsville	2003	187
Mary Gramenz, North Dakota St.	1998	180
Nicole Hartfield, San Fran. St.	2004	176
Nikki Flynn, North Dakota St.	1998	171
Nikki Flynn, North Dakota St.	2000	170
Gwen Kagoan, San Fran. St.	1996	170
Andrea Young, Wayne St. (Mich.)	1996	169
Vickie Berardi, Bloomfield	2006	166
Nikki Flynn, North Dakota St.	1997	163
Maria Gonzalez, San Fran. St.	1992	160

CAREER RECORDS

Batting

GAMES

Player, Team	Years	G
Nikki Flynn-Gregg, North Dakota St.	1997-00	285
Shelly Rhein, North Dakota St.	1998-01	282
Megan Cooper, North Dakota St.	1996-99	271
Sarah Schmitz, North Dakota St.	1996-99	271
Stephanie Berry, Ala.-Huntsville	1998-01	270
Audrey Williams, Ala.-Huntsville	1998-01	270
Barbara Jordan, Cal St. Northridge	1984-87	269
^Brandi Harrison, Humboldt St.	2002-06	268
Jackie Aiken, Wis.-Parkside	1994-97	264
Lane Davis, Ala.-Huntsville	1998-01	263
Mary Gramenz, North Dakota St.	1996-99	262
Melanie Carter, Ala.-Huntsville	2000-03	261
Cindie Corey, West Fla.	1997-00	261
Kathy Kilsdonk, Wis.-Parkside	1994-97	261
Jessie Johnson, Wis.-Parkside	1994-97	260
Taiisha Pleasant, Humboldt St.	1997-00	259
April Tursky, Humboldt St.	1998-01	258
Beth Onestinghel, Cal St. Northridge	1985-88	257
Jenny Hill, Augustana (S.D.)	1998-01	256
Jamie Peterson, Humboldt St.	1996-99	255
Shannon Sims, Ala.-Huntsville	2000-03	254
Shelli Maher, Humboldt St.	1997-00	254
Andrea Williams, Humboldt St.	2001-04	253
Chrissa Landwehr, Augustana (S.D.)	1998-01	253
Lisa Enz, Wis.-Parkside	1994-97	253
Amy Rothballer, Humboldt St.	2002-05	250
Julie MacRunnels, South Dakota	2000-03	250
Tiffany Davis, South Dakota	1998-01	250
Kristin Spencer, Ala.-Huntsville	2003-06	249
Kellie Corder, Ala.-Huntsville	2003-06	248
Linda Lowande, Cal St. Northridge	1982-85	248

^Received medical redshirt year.

AT-BATS

Player, Team	Years	G	AB
Nikki Flynn-Gregg, North Dakota St.	1997-00	285	952
Chrissa Landwehr, Augustana (S.D.)	1998-01	253	889
Shelly Rhein, North Dakota St.	1998-01	282	882
Jessie Johnson, Wis.-Parkside	1994-97	260	870
Jenny Hill, Augustana (S.D.)	1998-01	256	851
Megan Cooper, North Dakota St.	1996-99	271	841
Toni Novak, Neb.-Omaha	1994-97	245	829
Kathy Kilsdonk, Wis.-Parkside	1994-97	261	826
Jeanne Tostenson, Augustana (S.D.)	1992-95	242	823
Barbara Jordan, Cal St. Northridge	1984-87	269	822
Jackie Aiken, Wis.-Parkside	1994-97	264	809
Andrea Williams, Humboldt St.	2001-04	253	808
April Tursky, Humboldt St.	1998-01	258	806
Jamie Peterson, Humboldt St.	1996-99	255	806
Sarah Schmitz, North Dakota St.	1996-99	271	806
Mary Gramenz, North Dakota St.	1996-99	262	800
Kim Kouri, Augustana (S.D.)	1988-91	232	800
Melanie Carter, Ala.-Huntsville	2000-03	261	795
Audrey Williams, Ala.-Huntsville	1998-01	270	786
Shelli Maher, Humboldt St.	1997-00	254	786
^Brandi Harrison, Humboldt St.	2002-06	268	777
Cindie Corey, West Fla.	1997-00	261	771
Kelly Kashmerick, Wayne St. (Mich.)	1999-02	231	769
Brantley Mack, Lander	1996-99	225	765
Jess Christenson, North Dakota St.	2000-03	237	763
Stephanie Berry, Ala.-Huntsville	1998-01	270	760

^Received medical redshirt year.

BATTING AVERAGE

(Minimum 250 at-bats)

Player, Team	Years	G	AB	Hits	Avg.
Jennifer Lohuis, Kentucky St.	2003-06	108	325	177	.545
Michelle Harrison, N.C. Central	1995-98	105	270	145	.537
Sherry Howell, Eckerd	1990-93	138	420	220	.524
Denise Patrick, Molloy	1991-94	125	373	192	.515
Dora Holmes, Virginia Union	1991-94	102	271	135	.498
Michelle Palmer, Sacred Heart	1990-93	151	493	243	.493
Staci Albright, Coker	1994-96	140	448	218	.487
Tracy Griffith, Dowling	1994-97	144	475	229	.482
Melinda Jackson, Fayetteville St.	1995-98	127	346	166	.480
Barbie Barrett, Assumption	1985-88	148	447	213	.477
Karen Dromerhauser, Molloy	1997-00	150	468	221	.472
Elisa Bartolo, Florida Tech	1992-96	195	633	295	.466
Stephanie DeLucia, Assumption	1996-99	172	558	260	.466
Nikki Flynn-Gregg, North Dakota St.	1997-00	285	952	442	.464
Jackie Aiken, Wis.-Parkside	1994-97	264	809	374	.462
Sheree Tilley, Virginia Union	1995-98	88	258	119	.461
Julie Phipps, Assumption/Merrimack	1997-00	179	564	260	.461
Sophia Rolle, N.C. Central	1991-94	110	360	165	.458
Erica Miller, Bloomsburg	1998-01	210	678	310	.457
Kelly Norris, Coker	1995-98	216	702	321	.457
Jill Burnett, West Fla.	1997-98	131	435	198	.455
Alexis Wing, Angelo St.	2002-04	161	548	249	.453
Katie Morgis, Merrimack	1999-02	199	614	277	.451
Heidi Martin, Ark.-Monticello	2001-02	103	357	161	.451
Stacie Lonquist, Humboldt St.	1993-94	115	322	145	.450
Deb Baetsle, Neb.-Omaha	1993-94	123	371	167	.450
Sunny Litteral, Ashland	1996-99	220	654	294	.450
Lekita Wilson, Norfolk St.	1995-97	100	307	138	.450
Shonda Becker, Assumption	1987-90	154	465	209	.449
Sharon Toth, Kutztown	1987-90	137	434	195	.449

RUNS

Player, Team	Years	G	R
Nikki Flynn-Gregg, North Dakota St.	1997-00	285	304
Chrissa Landwehr, Augustana (S.D.)	1998-01	253	268
Jessie Johnson, Wis.-Parkside	1994-97	260	241
Brantley Mack, Lander	1996-99	225	233
Melanie Carter, Ala.-Huntsville	2000-03	261	231
Kathy Kilsdonk, Wis.-Parkside	1994-97	261	229
Nancy Stonestreet, West Va. Wesleyan	1995-98	189	228
Stephanie Berry, Ala.-Huntsville	1998-01	270	224
Jackie Aiken, Wis.-Parkside	1994-97	264	224
Missy Paterson, Coker	1996-99	217	219
Shelly Rhein, North Dakota St.	1998-01	282	216
Julie Garcia, Columbus St.	1995-98	206	215
Elisa Bartolo, Florida Tech	1992-96	195	215
Toni Novak, Neb.-Omaha	1994-97	245	209
Beth Hein, Molloy	1994-97	155	207
Kim Kouri, Augustana (S.D.)	1988-91	232	207
Traci Wood, Fla. Southern	1993-96	202	205
Audrey Williams, Ala.-Huntsville	1998-01	270	204
Megan Cooper, North Dakota St.	1996-99	271	204
Mary Gramenz, North Dakota St.	1996-99	262	203
Sunny Litteral, Ashland	1996-99	220	200
Jeanne Tostenson, Augustana (S.D.)	1992-95	242	198
Kristine MacLean, American Int'l	1995-98	194	197

HITS

Player, Team	Years	G	Avg.	Hits
Nikki Flynn-Gregg, North Dakota St.	1997-00	285	.464	442
Jenny Hill, Augustana (S.D.)	1998-01	256	.448	381
Chrissa Landwehr, Augustana (S.D.)	1998-01	253	.425	378
Jackie Aiken, Wis.-Parkside	1994-97	264	.462	374
Shelly Rhein, North Dakota St.	1998-01	282	.390	344
Brantley Mack, Lander	1996-99	225	.431	330
Kim Kouri, Augustana (S.D.)	1988-91	232	.408	326
Toni Novak, Neb.-Omaha	1994-97	245	.388	322
Kelly Norris, Coker	1995-98	216	.457	321
Jessie Johnson, Wis.-Parkside	1994-97	260	.364	317
Audrey Williams, Ala.-Huntsville	1998-01	270	.399	314
Erica Miller, Bloomsburg	1998-01	210	.457	310
Sarah Schmitz, North Dakota St.	1996-99	271	.385	310

Player, Team	Years	G	Avg.	Hits
Jennifer Fritz, Humboldt St.	1993-96	240	.409	310
Patty Grudzinski, Wayne St. (Mich.)	1992-95	219	.423	309
Mary Gramenz, North Dakota St.	1996-99	262	.381	305
Melanie Carter, Ala.-Huntsville	2000-03	261	.382	304
Jamie Peterson, Humboldt St.	1996-99	255	.366	295
Lith Webb, California (Pa.)	1995-98	211	.442	295
Elisa Bartolo, Florida Tech	1992-96	195	.466	295
Sunny Litteral, Ashland	1996-99	220	.450	294
Lisa Erickson, Cal St. Northridge	1987-90	245	.410	293
Krissy Bamford, Kennesaw St.	1999-02	235	395	292
Megan Cooper, North Dakota St.	1996-99	271	.344	289
Kathy Kilsdonk, Wis.-Parkside	1994-97	261	.347	287
Julie Garcia, Columbus St.	1995-98	206	.398	284
Marty Laudato, Bloomsburg	1989-92	196	.443	284

DOUBLES

Player, Team	Years	G	2B
Jenny Hill, Augustana (S.D.)	1998-01	256	87
Shelly Rhein, North Dakota St.	1998-01	282	82
Kelly Norris, Coker	1995-98	216	77
Blake Baskin, West Fla./Kennesaw St.	1998-01	266	74
Erica Miller, Bloomsburg	1998-01	210	70
Erin Newman, SIU Edwardsville	1999-02	229	69
Brantley Mack, Lander	1996-99	216	69
Mary Gramenz, North Dakota St.	1996-99	262	66
Melanie Carter, Ala.-Huntsville	2000-03	261	65
Julie Bowen, Ark.-Monticello	1999-02	224	63
Audrey Williams, Ala.-Huntsville	1998-01	270	63
Stephanie DeLucia, Assumption	1996-99	172	63
Carolyn McGowan, American Int'l	1996-99	198	62
Jess Christenson, North Dakota St.	2000-03	237	61
Theressa Johnson, Abilene Christian	1997-00	198	61
Niki Toussaint, Colorado St.-Pueblo	1998-01	203	60
Raffaella Paparo, Merrimack	1993-96	187	60
Sue Verbeem, Wayne St. (Mich.)	2003-06	212	58
Katie Morgis, Merrimack	1999-02	199	58
Lisa Jusino, Adelphi	1998-01	194	58
Jamie Sutton, Mississippi-Women	1996-98	160	58
Melissa Grider, Mo. Southern St.	1994-96	118	58
^Brandi Harrison, Humboldt St.	2002-06	268	57
Courtney Noble, Wayne St. (Mich.)	1996-99	225	57
Liz Bartels, Rollins	1995-98	175	57
Cara Dornstauder, Kennesaw St.	1994-97	217	57
Jackie Aiken, Wis.-Parkside	1994-97	264	57

^Received medical redshirt year.

Wayne State (Michigan) Sports Information

Sue Verbeem moved onto the Division II career doubles listing with 58 as she wrapped up her career at Wayne State (Michigan) in 2006. She also ranks among the career assists leaders with 457.

TRIPLES

Player, Team	Years	G	3B
Kelly Bowe, St. Leo	1994-97	195	39
Chrissa Landwehr, Augustana (S.D.)	1998-01	253	35
Julie Garcia, Columbus St.	1995-98	206	35
Nancy Stonestreet, West Va. Wesleyan	1995-98	189	34
Sunny Litteral, Ashland	1996-99	220	32
Kathy Le, Kennesaw St.	1996-99	216	30
Jennifer Jimerson, Mo. Southern St.	1995-98	190	30
Andrea Wirkus, Mo.-St. Louis	1998-01	201	29
Jamie Peterson, Humboldt St.	1996-99	255	28
Amber Huse, Southern Ind.	1993-96	185	28
Kim Kouri, Augustana (S.D.)	1988-91	232	28
Kay Piper, Akron	1983-85	152	28
Sheila Kelly, Molloy	1995-98	167	27
Lisa Brown, UC Davis	1988-91	185	26
Cindy Blankenheim, Lewis	1986-89	174	26
Heather Faria, Merrimack	1998-01	190	25
Stephanie Powers, Queens (N.Y.)	1996-99	186	25
Larissa Smith, Gannon	1994-97	179	25
Michelle DeBace, St. Cloud St.	1990-92	127	25
Cindy Romero, Sonoma St.	1986-87, 89	157	25
Kendra Thompson, Quincy	1986-88	137	25
*Sarah Kohlbrenner, Fla. Southern	2004-06	176	24
Katie Holden, Pace	1998-01	163	24
Susan Williamson, S.C.-Aiken	1996-99	179	24
Kristy Whitton, Cal St. Bakersfield	1996-99	232	24
Kristin Smerecynski, West Chester	1995-98	192	24
Jackie Aiken, Wis.-Parkside	1994-97	264	24
Jennifer Brock, Carson-Newman	1994-95	83	24

**Active player.*

Alabama-Huntsville Sports Information

Alabama-Huntsville's Stephanie Pinto enters her senior year in third place on the Division II career home run list with 53. She led Division II in walks per game in 2006, with an average of 0.81 (56 in 69 games).

HOME RUNS

Player, Team	Years	G	HR
Jackie Aiken, Wis.-Parkside	1994-97	264	62
Erica Miller, Bloomsburg	1998-01	210	56
*Stephanie Pinto, Ala.-Huntsville	2004-06	195	53
Tiffany Davis, South Dakota	1998-01	250	53
Shelly Rhein, North Dakota St.	1998-01	282	53
Elizabeth Economon, Truman	2001-04	213	51
Blake Baskin, West Fla./Kennesaw St.	1998-01	266	51
Taiisha Pleasant, Humboldt St.	1997-00	259	50
Cambria McKay, Kennesaw St.	2003-05	185	49
Staci Albright, Coker	1994-96	140	49
Darcie Berry, Neb.-Kearney	1997-00	187	48
Trisha Reinhardt, UC Davis	1994-97	212	48
Missy Paterson, Coker	1996-99	217	47
Kim Biskup, Grand Valley St.	1997-00	238	46
Stacey Berrong, S.C. Upstate	1996-99	197	46
Kelly Norris, Coker	1995-98	216	46
Stacey Dell'Anno, Merrimack	1996-99	168	45
Melanie Carter, Ala.-Huntsville	2000-03	261	44
Erin Newman, SIU Edwardsville	1999-02	229	44
Vanessa Sterner, Bloomsburg	1998-01	212	44
Carolyn McGowan, American Int'l	1996-99	198	44
Sunny Litteral, Ashland	1996-99	220	44
Annie Sells, Armstrong Atlantic	1999-02	192	41
Nicole Fiola, Cal St. San B`dino	1998-01	234	40
Stacey Richardson, Armstrong Atlantic	2002-04	147	39
Kristin Heslop, California (Pa.)	1999-02	192	38
Tracy Porter, Ala.-Huntsville	1996-99	233	38

**Active player.*

SLUGGING PERCENTAGE

(Minimum 250 at-bats)

Player, Team	Years	G	AB	TB	Pct.
Dora Holmes, Virginia Union	1991-94	102	271	314	1.159
Staci Albright, Coker	1994-96	140	448	417	.931
Michelle Harrison, N.C. Central	1995-98	105	270	251	.930
Sherry Howell, Eckerd	1990-93	138	420	387	.921
Erica Miller, Bloomsburg	1998-01	210	678	507	.840
Lekita Wilson, Norfolk St.	1995-97	100	307	254	.827
Karen Dromerhauser, Molloy	1997-00	150	468	387	.827
Jackie Aiken, Wis.-Parkside	1994-97	264	809	665	.822

Player, Team	Years	G	AB	TB	Pct.
Sophia Rolle, N.C. Central	1991-94	110	360	295	.819
Sunny Litteral, Ashland	1996-99	220	654	530	.810
Beth Bayer, S.C. Upstate	1999-00	96	309	247	.799
Elizabeth Economon, Truman	2001-04	213	631	500	.792
Kay Piper, Akron	1983-85	152	470	372	.791
Julie Phipps, Assumption	1999-00	99	312	246	.788
Kelly Norris, Coker	1995-98	216	702	544	.775
Jill Burnett, West Fla.	1997-98	131	435	334	.768
Stacey Berrong, S.C. Upstate	1996-99	197	555	425	.766
Melinda Jackson, Fayetteville St.	1995-98	127	346	264	.763
Raffaella Paparo, Merrimack	1993-96	187	573	435	.759
Stacey Dell'Anno, Merrimack	1996-99	168	494	375	.759
Jennifer Brock, Carson-Newman	1994-95	83	293	222	.758
Nancy Stonestreet, West Va. Wesleyan	1995-98	189	637	477	.749
Jill Powell, Central Wash.	2000-01	87	272	203	.746
Trisha Reinhardt, UC Davis	1994-97	212	620	459	.740
Stacey Richardson, Armstrong Atlantic	2002-04	147	406	298	.734

RUNS BATTED IN

Player, Team	Years	G	RBI
Jackie Aiken, Wis.-Parkside	1994-97	264	344
Shelly Rhein, North Dakota St.	1998-01	282	263
Mary Gramenz, North Dakota St.	1996-99	262	247
Kim Biskup, Grand Valley St.	1997-00	238	238
Melanie Carter, Ala.-Huntsville	2000-03	261	233
Jenny Hill, Augustana (S.D.)	1998-01	256	225
Kelly Norris, Coker	1995-98	216	221
Stacey Berrong, S.C. Upstate	1996-99	197	215
Sunny Litteral, Ashland	1996-99	220	212
Tiffany Davis, South Dakota	1998-01	250	211
*Stephanie Pinto, Ala.-Huntsville	2004-06	195	206
Julie Bowen, Ark.-Monticello	1999-02	224	205
Jennifer Fritz, Humboldt St.	1993-96	240	205
Erica Miller, Bloomsburg	1998-01	210	204
Missy Paterson, Coker	1996-99	217	200
Trisha Reinhardt, UC Davis	1994-97	212	200
Marty Laudato, Bloomsburg	1989-92	196	200
Cara Dornstauder, Kennesaw St.	1994-97	217	198
Taiisha Pleasant, Humboldt St.	1997-00	259	197
Staci Albright, Coker	1994-96	140	197
Elizabeth Economon, Truman	2001-04	213	194
Jody Gifford, Ferris St.	1996-99	243	193
Paula U'Ren, Augustana (S.D.)	1992-95	222	192
^Brandi Harrison, Humboldt St.	2002-06	268	191
Katie Morgis, Merrimack	1999-02	199	190

**Active player; ^Received medical redshirt year.*

STOLEN BASES

Player, Team	Years	G	SB
Nikki Flynn-Gregg, North Dakota St.	1997-00	285	250
Cheryl Bogues, N.C. Central	1990-93	114	219
Traci Wood, Fla. Southern	1993-96	202	183
Beth Hein, Molloy	1994-97	155	157
Paula Hensell, Ferris St.	1992-95	163	156
Alexis Wing, Angelo St.	2002-04	161	152
Becca Alt, Mo.-Rolla	1995-98	156	152
Trisha Poling, Southern Ind.	1997-00	222	147
Angie Williams, Norfolk St.	1991-94	145	147
Jamie Peterson, Humboldt St.	1996-99	255	145
Denise Patrick, Molloy	1991-94	125	144
Katie Waldo, SIU Edwardsville	2000-03	183	141
Lorie Erie, Kutztown	1992-96	166	140
Monica Martinez, Barry	1990-93	184	139
Alyse Hasty, Delta St.	2003-06	239	135
Megan Cooper, North Dakota St.	1996-99	271	134
Stephanie Berry, Ala.-Huntsville	1998-01	270	132
Traci Hyman, Lenoir-Rhyne	1997-00	164	131
Dee Henningsen, Wayne St. (Neb.)	1990-93	156	130
Elisa Bartolo, Florida Tech	1992-95	141	129
Cathy Jacobson, Texas Woman's	1996-99	150	122
Rhonda Saunders, Northwood	1994-95	103	121
Lisa Leo, Shaw	1992-95	136	121
Whitney Galloway, Francis Marion	1992-95	188	117
Melissa Sager, Grand Valley St.	1998-01	219	116
Julie Garcia, Columbus St.	1995-98	206	116
Lisa Erickson, Cal St. Northridge	1987-90	245	115
Kim Vanderbush, Wis.-Parkside	1987-90	195	114

STOLEN-BASE PERCENTAGE

(Minimum 50 attempts)

Player, Team	Years	G	SB	SBA	Pct.
Michelle Stone, Norfolk St.	1989-92	115	88	89	.989
Cheryl Bogues, N.C. Central	1990-93	114	219	223	.982
Keri O'Donnell, Sacred Heart	1991-94	134	54	55	.982
Sherry Howell, Eckerd	1990-93	138	99	101	.980
Beth Bayer, S.C. Upstate	1999-00	96	79	81	.975
Mozette Timmons, Livingstone	1989-92	168	96	100	.960
Michelle Palmer, Sacred Heart	1990-93	151	95	99	.960
Melissa Sager, Grand Valley St.	1998-01	219	116	121	.959
Jill McCaslin, Neb.-Kearney	1993-96	139	92	97	.948
Sophia Rolle, N.C. Central	1991-94	110	101	107	.944
Whitney Galloway, Francis Marion	1992-95	188	117	124	.944
Traci Wood, Fla. Southern	1993-96	202	183	194	.943
Holly Bonk, North Dakota	1999-02	199	99	105	.943
Alicia Longobardi, Quinnipiac	1994-97	174	66	70	.943
Stephanie Berry, Ala.-Huntsville	1998-01	270	132	140	.942
Jill McCaslin, Neb.-Kearney	1994-97	186	112	119	.941
Denise Patrick, Molloy	1991-94	125	144	153	.941
Akimi Wang, Barry	1990-93	122	77	82	.939
Cathy Jacobsen, Texas Woman's	1997-00	199	154	165	.933
Traci Hyman, Lenoir-Rhyne	1997-00	164	131	141	.929
Jennifer Barnett, S.C. Upstate	1992-95	155	50	54	.926
Ramona Arscott, Columbus St.	1994-97	200	61	66	.924
Laura Perek, Southern Ind.	1991-94	145	94	102	.922
Kim Edwards, Barry	1989-90	110	70	76	.921
Barbie Barrett, Assumption	1985-88	148	81	88	.920
Kelly Bowe, St. Leo	1994-97	195	69	75	.920

BASES ON BALLS

Player, Team	Years	G	BB
Taiisha Pleasant, Humboldt St.	1997-00	259	145
Tiffany Davis, South Dakota	1998-01	250	135
Elizabeth Economon, Truman	2001-04	213	132
Cambria McKay, Kennesaw St.	2003-05	185	131
Katie Jackson, Caldwell	2003-06	189	128
^Brandi Harrison, Humboldt St.	2002-06	268	126
Cat Moreno, Angelo St.	2003-04	116	123
Jenny Bakke, North Dakota St.	2001-04	210	121
Kim Biskup, Grand Valley St.	1997-00	238	110
*Stephanie Pinto, Ala.-Huntsville	2004-06	195	108
Shonda Becker, Assumption	1987-90	154	107
Melanie Carter, Ala.-Huntsville	2000-03	261	105
Missy Paterson, Coker	1996-99	217	102
*Ashley Alpizar, Fla. Southern	2004-06	175	101
Amy Rothballer, Humboldt St.	2002-05	250	101
Audrey Williams, Ala.-Huntsville	1998-01	270	97
Laura Kukla, Saginaw Valley	1994-97	168	97
Erin Newman, SIU Edwardsville	1999-02	229	96
Kim Cori, Long Island	1983-86	108	95
Shaundra Mathis, Fort Valley St.	2003-06	156	92
Alecia Stephenson, Sacred Heart	1987-90	181	92
Nicole Weirauch, Armstrong Atlantic	1998-01	204	91
Trisha Reinhardt, UC Davis	1994-97	212	91
Krissy Bamford, Kennesaw St.	1999-02	235	90
Kim Thurman, Cal St. Stanislaus	2000-02	192	90
Bobbie Jo Cater, Livingstone	1989-92	194	90

*^Received medical redshirt year; *Active player.*

INTENTIONAL BASES ON BALLS

Player, Team	Years	G	IBB
Cat Moreno, Angelo St.	2003-04	116	30
*Jane Purdy, Seattle	2005-06	100	14

**Active player.*

HIT BY PITCH

Player, Team	Years	G	HBP
A.J. Miller, Pittsburg St.	2003-05	165	50
Cheryl Wyrick, Cameron	2002-03	84	42
Heather Jones, GC&SU	2003-06	199	39
Andrea Young, Wayne St. (Mich.)	1994-96	164	32
Patty Martinez, Central Wash.	2003-06	156	31
Lindsey Haas, Southern Ark.	2002-05	181	21
Amy Jackson, Fla. Southern	1998-99	89	21
Beth Berry, Wayne St. (Mich.)	2001-04	176	19
Patty Martinez, Central Wash.	2003-05	111	19
Lacey Cope, Humboldt St.	2000-03	229	19

SACRIFICE HITS

Player, Team	Years	G	SH
Stacey Necessary, Kutztown	1994-97	181	73
Jean Wilcox, Wayne St. (Mich.)	1990-93	221	57
Debbie Yow, Wayne St. (Mich.)	1988-91	191	55
Kelly Sosinski, Humboldt St.	2000-03	241	53
Jennifer Potts, Fla. Southern	1995-98	204	53

Player, Team	Years	G	SH
Jen Daniel, Wayne St. (Mich.)	1992-95	214	51
Jenna McWilliams, Wayne St. (Mich.)	2002-05	197	49
Jen Bartrum, Wayne St. (Mich.)	1993-95	158	44
Michele Snider, Wayne St. (Mich.)	1987-90	208	44
Christina Joseph, Southern Ark.	2004-05	101	41
Betsy Kirk, Wayne St. (Mich.)	2000-02	169	41
Michaelene Bachleda, Wayne St. (Mich.)	1987-90	202	40
Patty Grudzinski, Wayne St. (Mich.)	1992-95	219	39
Jamie Doran, Fla. Southern	1997-00	220	39
Jordan Sinclair, Wayne St. (Mich.)	2003-06	206	38
Jennifer Coppage, Fla. Southern	1995-98	207	38
Crystal Lemke, Wayne St. (Mich.)	1997-00	219	37
Kellie Koertge, Wayne St. (Mich.)	1992-95	204	37
Karen Turak, Wayne St. (Mich.)	1987-89	147	37
Meribeth Wareham, Humboldt St.	2003-05	186	31

Pitching

GAMES

Player, Team	Years	G
Desiree Croteau, St. Leo	1998-01	190
Jessame Kendall, Humboldt St.	1998-01	189
Sonja Garnett, San Fran. St.	2003-06	188
Wendy Hurst, Ala.-Huntsville	1996-99	186
Kathy Slaten, Cal St. Northridge	1983-86	177
Wendy Wolff, Wis.-Parkside	1993-97	168
Danielle Penner, California (Pa.)	1995-98	166
Karissa Hoehn, St. Cloud St.	1997-00	163
Angela Slaugh, Western N.M.	2001-04	158
Debbie Dickmann, Cal St. Northridge	1987-90	157
Maria Gutierrez, Tex. A&M-Kingsville	1999-02	156
Missy Paterson, Coker	1996-99	153
Cindy Foland, Morningside	1997-00	152
Kelly Wolfe, Humboldt St.	1992-95	147
Carri Tschida, Minn. St. Mankato	1986-89	147
Holly Bradford, Cal St. San B`dino	1997-00	146
Christie Kittle, Bloomsburg	1996-99	144
Jeree Carlson, Morningside	1993-96	143
Michelle Matthews, Mount Olive	1997-00	141
Renee Dunlap, Pittsburg St.	1992-95	141
Kelly Connolly, Augustana (S.D.)	1997-00	140
Dana DeVito, C.W. Post	1996-99	140
Julianne Coleman, Fla. Southern	1996-99	139
Debbie Tidy, Sacred Heart	1984-87	139
Lindsey Graham, North Dakota St.	2001-04	137
Candy Babyak, Grand Valley St.	1996-99	137
Adrian Herman, Northwest Nazarene	2003-06	136
Kelley Tiesi, Shippensburg	2003-06	136
Alice Astling, St. Leo	1991-94	136
Kathy Kinasz, Saginaw Valley	1989-92	135
Lori Galloway, West Ala.	1988-91	135

San Francisco State Sports Information

San Francisco State's Sonja Garnett completed her career in 2006, and is among the Division II career top 10 in games pitched (third with 188), innings pitched (fourth with 1,069.2), complete games (fifth with 127) and games started (eighth with 140).

GAMES STARTED

Player, Team	Years	W-L	GS
Wendy Hurst, Ala.-Huntsville	1996-99	115-52	163
Wendy Wolff, Wis.-Parkside	1994-97	121-26	153
Kathy Slaten, Cal St. Northridge	1983-86	123-33	153
Danielle Penner, California (Pa.)	1995-98	141-15	151
Desiree Croteau, St. Leo	1998-01	103-59	149
Karissa Hoehn, St. Cloud St.	1997-00	113-35	141
Jessame Kendall, Humboldt St.	1998-01	128-26	140
Sonja Garnett, San Fran. St.	2003-06	103-52	137
Carri Tschida, Minn. St. Mankato	1986-89	97-43	136
Maria Gutierrez, Tex. A&M-Kingsville	1999-02	91-34	134
Cindy Foland, Morningside	1997-00	69-67	133
Christie Kittle, St. Cloud St.	1996-99	106-26	130
Angela Palma, South Dakota	2002-05	54-73	129
Angela Slaugh, Western N.M.	2001-04	110-24	128
Debbie Dickmann, Cal St. Northridge	1987-90	104-21	128
Alice Astling, St. Leo	1991-94	66-60	126
Laurie Salo, UC Davis	1984-87	88-36	125
Kelly Connolly, Augustana (S.D.)	1997-00	88-29	122
Missy Paterson, Coker	1996-99	120-16	122
Dana DeVito, C.W. Post	1996-99	93-35	122
Renee Dunlap, Pittsburg St.	1992-95	90-35	120
Kathy Kinasz, Saginaw Valley	1989-92	88-33	119
Jeree Carlson, Morningside	1993-96	89-32	118
Lindsey Graham, North Dakota St.	2001-04	95-27	117
Julie Fromm, North Dakota St.	1998-01	103-16	117
Melanie Wood, Cal St. Bakersfield	1998-01	91-28	117
Susan Musselwhite, Mississippi Col.	1991-94	64-55	117
Debbie Tidy, Sacred Heart	1984-87	111-16	117

COMPLETE GAMES

Player, Team	Years	GS	W-L	CG
Wendy Hurst, Ala.-Huntsville	1996-99	163	115-52	147
Kathy Slaten, Cal St. Northridge	1983-86	153	123-33	145
Desiree Crouteau, St. Leo	1998-01	149	103-59	139
Danielle Penner, California (Pa.)	1995-98	151	141-15	134
Sonja Garnett, San Fran. St.	2003-06	137	103-52	127
Alice Astling, St. Leo	1991-94	126	66-60	122
Laurie Salo, UC Davis	1984-87	125	88-36	121
Angela Slaugh, Western N.M.	2001-04	128	110-24	116
Cindy Foland, Morningside	1997-00	133	69-67	115
Debbie Tidy, Sacred Heart	1984-87	117	111-16	115
Julie Fromm, North Dakota St.	1998-01	117	103-16	114
Lori Galloway, West Ala.	1988-91	116	92-36	113
Debbie Dickmann, Cal St. Northridge	1987-90	128	104-21	112
Susan Musselwhite, Mississippi Col.	1991-94	117	64-55	111
Karissa Hoehn, St. Cloud St.	1997-00	141	113-35	110
Lindsey Kight, Ark.-Monticello	2001-04	158	89-26	108
Lindsey Graham, North Dakota St.	2001-04	137	95-27	107
Cyndy Schubbe, Winona St.	1999-02	122	84-44	107
Renee Dunlap, Pittsburg St.	1992-95	120	90-35	107
Jeree Carlson, Morningside	1993-96	118	89-32	106
Sandy Montgomery, SIU Edwardsville	1982-85	109	84-26	106
Melanie Wood, Cal St. Bakersfield	1998-01	117	91-28	104
Dana DeVito, C.W. Post	1996-99	122	93-35	104
Susan Foulds, Merrimack	1989-92	105	68-38	104
Katie Kraft, St. Cloud St.	1987-90	114	78-43	104
Tara Petersen, North Dakota	2003-06	130	55-60	103
Jessame Kendall, Humboldt St.	1998-01	140	128-26	103
Wendy Wolff, Wis.-Parkside	1994-97	153	121-26	102

INNINGS

Player, Team	Years	G	W-L	IP
Kathy Slaten, Cal St. Northridge	1983-86	177	123-33	1,222.0
Desiree Crouteau, St. Leo	1998-01	190	103-59	1,143.0
Wendy Hurst, Ala.-Huntsville	1996-99	186	115-52	1,100.1
Sonja Garnett, San Fran. St.	2003-06	188	103-52	1,069.2
Jessame Kendall, Humboldt St.	1998-01	189	128-26	1,040.2
Danielle Penner, California (Pa.)	1995-98	166	141-15	987.2
Karissa Hoehn, St. Cloud St.	1997-00	163	113-35	981.1
Laurie Salo, UC Davis	1984-87	129	88-36	950.2
Debbie Dickmann, Cal St. Northridge	1987-90	157	104-21	926.0
Carri Tschida, Minn. St. Mankato	1986-89	147	97-43	913.2
Wendy Wolff, Wis.-Parkside	1994-97	168	121-26	912.2
Cindy Foland, Morningside	1997-00	152	69-67	912.1
Angela Slaugh, Western N.M.	2001-04	158	110-24	907.0
Debbie Tidy, Sacred Heart	1984-87	139	111-16	906.0
Maria Gutierrez, Tex. A&M-Kingsville	1999-02	156	91-34	893.0
Alice Astling, St. Leo	1991-94	133	66-60	883.0
Diana Chalfant, Ky. Wesleyan	1984-86	107	72-34	877.1
Angela Palma, South Dakota	2002-05	243	54-73	873.0
Cyndy Schubbe, Winona St.	1999-02	146	85-44	862.1
Jessame Kendall, Humboldt St.	1999-01	189	105-21	854.0
Katie Heintz, St. Leo	2003-06	136	82-44	852.1
Lori Galloway, West Ala.	1988-91	135	92-36	850.0
Lindsey Graham, North Dakota St.	2001-04	137	95-27	843.0
Melanie Wood, Cal St. Bakersfield	1998-01	129	91-28	839.1
Missy Paterson, Coker	1996-99	153	120-16	827.0

Player, Team	Years	G	W-L	IP
Katie Kraft, St. Cloud St.	1987-90	130	78-43	822.1
Jeree Carlson, Morningside	1993-96	143	89-32	821.2
Dana DeVito, C.W. Post	1996-99	140	93-35	816.1
Susan Musselwhite, Mississippi Col.	1991-94	127	64-55	816.0
Renee Dunlap, Pittsburg St.	1992-95	141	90-35	810.1

VICTORIES

Player, Team	Years	G	W	L	Pct.
Danielle Penner, California (Pa.)	1995-98	166	141	15	.904
Jessame Kendall, Humboldt St.	1998-01	189	128	26	.831
Kathy Slaten, Cal St. Northridge	1983-86	177	123	33	.788
Wendy Wolff, Wis.-Parkside	1994-97	168	121	26	.823
Missy Paterson, Coker	1996-99	153	120	16	.882
Wendy Hurst, Ala.-Huntsville	1996-99	186	115	52	.689
Karissa Hoehn, St. Cloud St.	1997-00	163	113	35	.764
Debbie Tidy, Sacred Heart	1984-87	139	111	16	.874
Angela Slaugh, Western N.M.	2001-04	158	110	24	.821
Christie Kittle, Bloomsburg	1996-99	144	106	26	.803
Debbie Dickmann, Cal St. Northridge	1987-90	157	104	21	.832
Melissa Stevens, Emporia St.	2003-06	132	103	28	.786
Sonja Garnett, San Fran. St.	2003-06	188	103	52	.665
Julie Fromm, North Dakota St.	1998-01	130	103	16	.865
Gena Weber, UC Davis	1994-97	128	100	19	.840
Kelley Tiesi, Shippensburg	2003-06	136	99	19	.839
Carri Tschida, Minn. St. Mankato	1986-89	147	97	43	.693
Lindsey Graham, North Dakota St.	2001-04	137	95	27	.779
Kelly Wolfe, Humboldt St.	1992-95	147	95	27	.779
Dana DeVito, C.W. Post	1996-99	140	93	35	.788
Lori Galloway, West Ala.	1988-91	135	92	36	.719
Maria Gutierrez, Tex. A&M-Kingsville	1999-02	156	91	34	.728
Melanie Wood, Cal St. Bakersfield	1998-01	129	91	28	.765
*Megan Brown, Fla. Southern	2004-06	116	90	16	.849
Heather Randolph, Carson-Newman	1994-96	113	90	22	.804
Renee Dunlap, Pittsburg St.	1992-95	141	90	35	.720

**Active player.*

WINNING PERCENTAGE

(Minimum 70 decisions)

Player, Team	Years	G	W	L	Pct.
Danielle Penner, California (Pa.)	1995-98	166	141	15	.904
Kelly Rafter, Kennesaw St.	1994-96	97	84	9	.903
Missy Paterson, Coker	1996-99	153	120	16	.882
Angela Demel, West Va. Wesleyan	1995-98	106	85	12	.876
Debbie Tidy, Sacred Heart	1984-87	139	111	16	.874
Kristine Karr, Cal St. Bakersfield	1991-94	93	69	10	.873
Amanda Kelly, Neb.-Kearney	1997-00	103	61	9	.871
Brenda Farrell, Kennesaw St.	1995-98	97	72	11	.867
Julie Fromm, North Dakota St.	1998-01	130	103	16	.866
Kim Maguire, Bloomsburg	1991-94	93	71	12	.855
Susan Kocher, Bloomsburg	1984-87	95	71	12	.855
Erin Raethke, Humboldt St.	1996-99	105	61	11	.847
Dori Stankewitz, Fla. Southern	1985-88	107	81	15	.844
Rochelle Dierkes, California (Pa.)	1993-96	98	70	13	.843
Lisa Graff, Neb.-Kearney	1995-98	90	59	11	.843
Gena Weber, UC Davis	1994-97	128	100	19	.840
Kelley Tiesi, Shippensburg	2003-06	136	99	19	.839
Kim Page, Merrimack	1991-94	105	77	15	.837
Annie Sells, Armstrong Atlantic	1999-02	113	86	17	.835
Jessame Kendall, Humboldt St.	1999-01	189	105	21	.833
Debbie Dickmann, Cal St. Northridge	1987-90	157	104	21	.832
Jessame Kendall, Humboldt St.	1998-01	189	128	26	.831
Wendy Wolff, Wis.-Parkside	1994-97	168	121	26	.823
Natalie Pry, Ashland	1996-99	106	79	17	.823
Trina Keller, Coker	1994-96	77	60	13	.822

SAVES

(Minimum 9)

Player, Team	Years	Saves
Britany Hargis, Mo. Southern St.	1998-01	15
*Jenny Hess, Ala.-Huntsville	2004-06	14
Julianne Coleman, Fla. Southern	1996-99	13
Christina Cearley, Southeastern Okla.	2003-06	12
Nicole Webb, St. Cloud St.	2001-04	12
Sonja Garnett, San Fran. St.	2003-06	11
Kelley Tiesi, Shippensburg	2003-06	11
Jamie Schiedt, Central Okla.	2002-05	11
Danielle Scott, Lincoln Memorial	2001-04	11
Maria Gutierrez, Tex. A&M-Kingsville	1999-02	11
Shalynn Napolitano, Assumption	2004-06	10
Lori Moore, Fla. Southern	1996-99	10
*Megan Wheelus, Presbyterian	2004-06	9

**Active player.*

EARNED-RUN AVERAGE

(Minimum 400 innings)

Player, Team	Years	G	W-L	IP	R	ER	ERA
Debbie Tidy, Sacred Heart	1984-87	139	111-16	906.0	50	19	0.15
Kathy Slaten, Cal St. Northridge	1983-86	177	123-33	1,222.0	86	41	0.23
Tina Souders, Bloomsburg	1982-84	72	59-7	498.0	37	18	0.25
Katya Eronina, Armstrong Atlantic	2003-04	70	58-7	434.2	34	23	0.37
Susan Kocher, Bloomsburg	1984-87	95	71-12	554.2	70	33	0.42
Kristine Karr, Cal St. Bakersfield	1991-94	93	69-10	540.2	70	35	0.45
Debbie Dickmann, Cal St. Northridge	1987-90	157	104-21	926.0	106	65	0.49
Missy Paterson, Coker	1996-99	153	120-16	827.0	101	62	0.52
Danielle Penner, California (Pa.)	1995-98	166	141-15	987.2	132	82	0.58
Delanne Anderson, Cal St. Northridge	1985-88	93	57-15	541.2	82	46	0.59

STRIKEOUTS

Player, Team	Years	G	IP	SO
Kathy Slaten, Cal St. Northridge	1983-86	177	1,222.0	1,537
Missy Paterson, Coker	1996-99	153	827.0	1,474
Karissa Hoehn, St. Cloud St.	1997-00	163	981.1	1,381
Katie Heintz, St. Leo	2003-06	136	852.1	1,209
Angela Slaugh, Western N.M.	2001-04	158	907.0	1,169
Kelley Tiesi, Shippensburg	2003-06	136	777.0	1,095
Debbie Tidy, Sacred Heart	1984-87	139	906.0	1,080
Lindsey Graham, North Dakota St.	2001-04	137	843.0	1,019
Lindsey Kight, Ark.-Monticello	2001-04	124	790.1	985
Dori Stankewitz, Fla. Southern	1985-88	107	630.1	927
Mandi Foster, Delta St.	1995-98	129	720.0	925
Tara Petersen, North Dakota	2003-06	130	753.2	932
Susan Johnson, Neb.-Kearney	1988-92	121	704.2	920
Gena Weber, UC Davis	1994-97	128	801.1	919

STRIKEOUT RATIO

(Strikeouts per seven innings; minimum 400 innings)

Player, Team	Years	G	IP	SO	Avg.
Missy Paterson, Coker	1996-99	153	827.0	1,474	12.48
Katya Eronina, Armstrong Atlantic	2003-04	147	434.2	667	10.74
Dori Stankewitz, Fla. Southern	1985-88	107	630.1	927	10.29
Katie Heintz, St. Leo	2003-06	138	852.1	1,209	9.93
Kelley Tiesi, Shippensburg	2003-06	136	777.0	1,095	9.86
Karissa Hoehn, St. Cloud St.	1997-00	163	981.1	1,381	9.85
Angela Demel, West Va. Wesleyan	1995-98	106	614.2	857	9.76
Amanda Kelly, Neb.-Kearney	1997-00	103	467.2	631	9.44
Trisha Davis, North Fla.	1997-00	67	401.0	541	9.44
Michele Ponce, Shaw	1993-96	96	532.1	697	9.17
Susan Johnson, Neb.-Kearney	1988-92	121	704.2	920	9.14
Angela Slaugh, Western N.M.	2001-04	158	907.0	1,169	9.02
Mandi Foster, Delta St.	1995-98	129	720.0	925	8.99
Julianne Coleman, Fla. Southern	1996-99	139	684.2	867	8.86
Annie Sells, Armstrong Atlantic	1999-02	113	694.0	875	8.83
Kathy Slaten, Cal St. Northridge	1983-86	177	1,222.0	1,537	8.80
Lindsey Kight, Ark.-Monticello	2001-04	124	790.1	985	8.72
Tara Petersen, North Dakota	2003-06	130	753.2	932	8.66
Robyn Jensen, Tex. A&M-Kingsville	2003-04	80	435.1	537	8.63
Lindsey Graham, North Dakota St.	2001-04	137	843.0	1,019	8.46
Natalie Pry, Ashland	1996-99	106	619.1	748	8.45
Debbie Tidy, Sacred Heart	1984-87	139	906.0	1,080	8.34

Karissa Hoehn of St. Cloud State (1997-00) remains among the Division II career leaders in several pitching categories, including third in strikeouts (1,381) and sixth in strikeout ratio (9.85) and shutouts (56). Hoehn's streak of 76.2 consecutive scoreless innings pitched still stands as second all-time in the division.

St. Cloud State Sports Information

SHUTOUTS

Player, Team	Years	GS	W-L	SHO
Kathy Slaten, Cal St. Northridge	1983-86	177	123-33	97
Debbie Tidy, Sacred Heart	1984-87	139	111-16	87
Danielle Penner, California (Pa.)	1995-98	151	141-15	77
Debbie Dickmann, Cal St. Northridge	1987-90	157	104-21	73
Missy Paterson, Coker	1996-99	122	120-16	65
Karissa Hoehn, St. Cloud St.	1997-00	141	113-35	56
Wendy Hurst, Ala.-Huntsville	1996-99	163	115-52	55
Dori Stankewitz, Fla. Southern	1985-88	107	81-15	55
Angela Slaugh, Western N.M.	2001-04	158	110-24	54
Laurie Salo, UC Davis	1984-87	125	88-36	52
Kelley Tiesi, Shippensburg	2003-06	136	99-19	51
Lindsey Graham, North Dakota St.	2001-04	117	95-27	49
Lindsey Kight, Ark.-Monticello	2001-04	124	89-26	49
Gena Weber, UC Davis	1994-97	115	100-19	48
Annie Sells, Armstrong Atlantic	1999-02	113	86-17	47
Desiree Croteau, St. Leo	1998-01	149	103-59	46
Julie Fromm, North Dakota St.	1998-01	117	103-16	46
Krystal Lewallen, Northern Ky.	2003-05	87	79-15	45
Wendy Wolff, Wis.-Parkside	1994-97	153	121-26	45
Amy Boyd, Neb.-Omaha	1990-93	93	74-23	45
Katie Heintz, St. Leo	2003-06	112	82-44	44
*Megan Brown, Fla. Southern	2004-06	116	90-16	43
Jessame Kendall, Humboldt St.	1998-01	140	128-26	43
Susie Schoales, Hawaii Pacific	1997-00	104	77-22	43
Brenda Farrell, Kennesaw St.	1995-98	82	72-11	43
Angela Demel, West Va. Wesleyan	1995-98	94	85-12	43
Renee Dunlap, Pittsburg St.	1992-95	120	90-35	43

**Active player.*

Fielding

PUTOUTS

Player, Team	Years	No.
Amy Rothballer, Humboldt St.	2002-05	1,736
Nichole Ramirez, San Fran. St.	2002-05	1,644
April Elston, Fla. Southern	1998-01	1,602
Rebecca Lores, Ala.-Huntsville	1996-99	1,319

ASSISTS

Player, Team	Years	No.
Nikki Flynn-Gregg, North Dakota St.	1997-00	619
Kellie Corder, Ala.-Huntsville	2003-06	604
Kelly Sosinski, Humboldt St.	2000-03	586
Megan Cooper, North Dakota St.	1996-99	548
Melanie Carter, Ala.-Huntsville	2000-03	523
Mary Gramenz, North Dakota St.	1996-99	522
Audrey Williams, Ala.-Huntsville	1998-01	500
Chrissy Hildebrandt, San Fran. St.	2002-05	496
*Nichole Hartfield, San Fran. St.	2004-06	485
^Brandi Harrison, Humboldt St.	2002-06	483
Brandi Brown, Ala.-Huntsville	1996-99	476
Erica Tianco, San Fran. St.	2000-03	471
Sue Verbeem, Wayne St. (Mich.)	2003-06	457
Lace Cope, Humboldt St.	2000-03	453

**Active player. ^Received medical redshirt year.*

Annual Individual Champions

BATTING AVERAGE

Year	Player, Team	Cl.	G	AB	Hits	Avg.
1982	Teri Hobbs, Wright St.	Fr.	24	87	41	.471
1983	Michelle Agnew, Liberty	So.	32	98	54	.551
1984	Dayna DeCarlo, Mercy	Sr.	28	66	35	.530
1985	Ellen Tremper, Assumption	Fr.	26	91	46	.505
	Barbie Barrett, Assumption	Fr.	26	91	46	.505
1986	Keenan Menefee, Winston-Salem	Sr.	30	98	48	.490
1987	Julie Kemling, Mercyhurst	Fr.	20	65	34	.523
1988	Lori Weesner, West Ga.	Sr.	20	61	32	.525
1989	Barbara Berry, West Ga.	Jr.	29	75	40	.533
1990	Latesa Peebles, N.C. Central	Jr.	29	89	49	.551
1991	Michelle Palmer, Sacred Heart	So.	34	113	67	.593
1992	Denise Patrick, Molloy	So.	30	83	45	.542
1993	Sherry Howell, Eckerd	Jr.	35	105	66	.629
1994	Dora Holmes, Virginia Union	Sr.	23	60	38	.633
1995	Elisa Bartolo, Florida Tech	Jr.	51	186	108	.581
1996	Elisa Bartolo, Florida Tech	Sr.	54	182	100	.549
1997	Melinda Jackson, Fayetteville St.	Sr.	30	78	44	.564
1998	Stephanie DeLucia, Assumption	Jr.	47	166	94	.566
1999	Julie Phipps, Assumption	Jr.	48	151	87	.576
2000	Latasha Marks, Kentucky St.	So.	29	84	49	.583
2001	Lindsay Henson, Belmont Abbey	Jr.	46	113	61	.540
2002	Carrie May, Kentucky St.	Jr.	29	82	43	.524
2003	Jennifer Minor, Miles	Sr.	27	76	45	.592
2004	Kimmie Miller, California (Pa.)	Sr.	41	128	67	.523
2005	Jamie Dacey, Shippensburg	Sr.	47	132	78	.549
2006	Jennifer Lohuis, Kentucky St.	Sr.	34	103	60	.583

RUNS PER GAME

Year	Player, Team	Cl.	G	No.	Avg.
1990	Tonya Williamson, N.C. Central	Sr.	27	47	1.74
1991	Crystal Person, N.C. Central	Sr.	29	48	1.66
1992	Cheryl Bogues, N.C. Central	Jr.	29	55	1.90
1993	Terri Collins, Bowie St.	Jr.	26	48	1.85
1994	Devonia Nixon, St. Augustine's	Sr.	28	53	1.89
1995	Tia Watlington, N.C. Central	So.	33	56	1.70
1996	Danielle Jones, Norfolk St.	Fr.	28	56	2.00
1997	LaToria Bartelle, Virginia Union	Fr.	23	46	2.00
1998	Raynette Savoy, Bowie St.	Sr.	27	52	1.93
1999	Tarlesha Wayne, Bowie St.	So.	28	43	1.54
2000	Raquita Washington, Elizabeth City St.	Jr.	28	52	1.86
2001	Lanelle Turner, N.C. Central	Jr.	30	49	1.63
2002	Angela Booie, Winston-Salem	Jr.	32	47	1.47
2003	Angela Estes, Miles	Jr.	27	62	2.30
2004	Josephine Prince, Fayetteville St.	Sr.	34	48	1.41
2005	Asha Sutton, N.C. Central	So.	43	66	1.53
2006	Kenyona Johnson, Miles	Fr.	38	73	1.92

RUNS

Year	Player, Team	Cl.	G	No.	Avg.
1990	Kim Edwards, Barry	Sr.	57	69	1.21
1991	Kim Kouri, Augustana (S.D.)	Sr.	66	69	1.05
1992	Sammi Hatcher, Carson-Newman	Jr.	47	59	1.26
1993	Angie Hopkins, Augustana (S.D.)	Jr.	71	68	0.96
1994	Deb Baetsle, Neb.-Omaha	Sr.	66	75	1.14
1995	Traci Wood, Fla. Southern	Jr.	51	78	1.53
1996	Staci Albright, Coker	Sr.	51	79	1.55
1997	Raynisha Rushton, Norfolk St.	So.	46	82	1.78
1998	Nikki Flynn, North Dakota St.	So.	79	83	1.05
1999	Chrissa Landwehr, Augustana (S.D.)	So.	64	65	1.02
2000	Nikki Flynn-Gregg, North Dakota St.	Sr.	78	98	1.26
2001	Kelly Adams, Mesa St.	Sr.	54	72	1.33
2002	Tonya Medina, St. Mary's (Tex.)	Sr.	69	67	0.97
2003	Latoya Moffett, Columbus St.	So.	54	67	1.24
2004	Amy Middleton, Kennesaw St.	Jr.	64	64	1.00
2005	Asha Sutton, N.C. Central	So.	43	66	1.53
2006	Sophia Blue, N.C. Central	Fr.	51	83	1.63

HITS

Year	Player, Team	Cl.	G	AB	Hits	Avg.
1982	Amy Frey, SIU Edwardsville	Sr.	59	172	66	.384
1983	Michelle Agnew, Liberty	So.	32	98	54	.551
1984	Janet Lloyd, Chapman	Sr.	73	212	81	.382
1985	Kay Piper, Akron	Sr.	60	202	90	.446
1986	Barbara Jordan, Cal St. Northridge	Jr.	64	184	73	.397

Year	Player, Team	Cl.	G	AB	Hits	Avg.
1987	Barbie Barrett, Assumption	Jr.	42	146	73	.500
1988	Stephanie Levine, Sacramento St.	Sr.	69	213	94	.441
1989	Lisa Erickson, Cal St. Northridge	Jr.	80	246	113	.459
1990	Deanna Dresmann, UC Riverside	Jr.	58	193	102	.528
1991	Kim Kouri, Augustana (S.D.)	Sr.	66	236	99	.419
1992	Patty Grudzinski, Wayne St. (Mich.)	Fr.	57	192	95	.495
1993	Angie Hopkins, Augustana (S.D.)	Jr.	71	222	102	.459
1994	Deb Baetsle, Neb.-Omaha	Sr.	66	211	103	.488
1995	Elisa Bartolo, Florida Tech	Jr.	51	186	108	.581
1996	Jackie Aiken, Wis.-Parkside	Jr.	69	213	103	.484
1997	Jill Burnett, West Fla.	Jr.	65	220	102	.464
1998	Nikki Flynn, North Dakota St.	So.	79	259	126	.486
1999	Nikki Flynn, North Dakota St.	Jr.	65	229	96	.419
2000	Nikki Flynn-Gregg, North Dakota St.	Sr.	78	245	124	.506
2001	Jenny Hill, Augustana (S.D.)	Sr.	62	207	98	.473
2002	Kym Kling, St. Mary's (Tex.)	So.	69	221	92	.416
2003	Alexis Wing, Angelo St.	Jr.	59	201	93	.463
2004	Teresa Flores, Texas Woman's	Sr.	55	190	92	.484
2005	Keri McKee, Kennesaw St.	So.	70	229	95	.415
2006	Heather Chantiles, Shippensburg	Jr.	62	229	112	.489

DOUBLES PER GAME

Year	Player, Team	Cl.	G	No.	Avg.
1982	Carol Harrington, Drake	Fr.	22	10	0.45
1983	Nancy Twomey, Mt. St. Mary's	Jr.	15	6	0.40
1984	Becky Peterson, Southern Utah	Sr.	35	20	0.57
1985	Judy Aiello, Gannon	Fr.	19	8	0.42
1986	Lisa Davis, UNC Asheville	Sr.	20	7	0.35
1987	Kim Rhock, Mt. St. Mary's	Fr.	23	10	0.43
1988	Deb Gmys, Mansfield	Jr.	22	11	0.50
1989	Maura McCarthy, St. Anselm	Sr.	24	10	0.42
1990	Stephanie Batts, Virginia Union	Jr.	26	15	0.58
1991	Tonya Galloway, Livingstone	Sr.	31	17	0.55
1992	Keri Manchester, Delta St.	Jr.	32	14	0.44
1993	Sherry Howell, Eckerd	Sr.	35	17	0.49
1994	Suzanne Mathias, Davis & Elkins	Fr.	30	22	0.73
1995	Tara Midgett, Hampton	Jr.	42	23	0.55
1996	Liz Bartels, Rollins	So.	49	28	0.57
1997	Stephanie Smith, Concord	So.	31	15	0.48
1998	Stephanie DeLucia, Assumption	Jr.	47	23	0.49
1999	Zayne Smith, West Fla.	Fr.	56	28	0.50
2000	Katie Hickey, Stonehill	So.	32	16	0.50
2001	Kim Irvine, Bluefield St.	Fr.	30	15	0.50
2002	Kelly Weikle, West Va. Tech	Jr.	26	12	0.46
2003	Angela Estes, Miles	Jr.	27	20	0.74
2004	Tara Whelan, Kentucky St.	Jr.	34	19	0.56
2005	Kelon Whelan, Kentucky St.	Sr.	25	22	0.88
2006	Kamarcha Martin, Miles	Fr.	40	22	0.55

DOUBLES

Year	Player, Team	Cl.	G	No.	Avg.
1982	Carol Harrington, Drake	Fr.	22	10	0.45
	Jody Kay, Fla. Southern	So.	33	10	0.30
	Amy Frey, SIU Edwardsville	Sr.	59	10	0.17
1983	Kay Piper, Akron	So.	39	15	0.38
1984	Becky Peterson, Southern Utah	Sr.	35	20	0.57
1985	Tina Pelaez, Iona	So.	36	15	0.42
1986	Lori Bailey, American Int'l	Jr.	54	15	0.28
1987	Gina Tolbird, SIU Edwardsville	Jr.	55	16	0.29
1988	Theresa Schreck, Livingstone	Sr.	54	17	0.31
1989	Jenny Jenkins, Merrimack	Sr.	44	14	0.32
	Lori Shelly, Bloomsburg	So.	48	14	0.29
	Toni Heisler, Sacramento St.	So.	76	14	0.18
1990	Brenda Eiseler, Saginaw Valley	Jr.	55	16	0.29
	Debbie Yow, Wayne St. (Mich.)	Jr.	56	16	0.29
1991	Sandy Olivas, Chapman	Jr.	60	22	0.37
1992	Charlotte Wiley, Cal St. East Bay	Sr.	59	20	0.34
1993	Terri Stucky, South Dakota	Sr.	51	20	0.39
1994	Donika Altamirano, N.M. Highlands	Jr.	42	28	0.67
	Kristie Johnson, Lander	So.	62	28	0.45
1995	Tara Midgett, Hampton	Jr.	42	23	0.55
	Brenda Moffat, Bloomsburg	Sr.	57	23	0.40
	Kelly Blizman, Valdosta St.	Jr.	60	23	0.38
1996	Liz Bartels, Rollins	So.	49	28	0.57
1997	Jill Burnett, West Fla.	Jr.	65	27	0.42
1998	Shelly Rhein, North Dakota St.	Fr.	80	30	0.38
1999	Zayne Smith, West Fla.	Fr.	56	28	0.50
2000	Blake Baskin, West Fla.	Jr.	71	25	0.35
	Erin Newman, SIU Edwardsville	So.	58	25	0.43
2001	Niki Toussaint, Colorado St.-Pueblo	Sr.	66	29	0.44
2002	Kym Kling, St. Mary's (Tex.)	So.	69	24	0.35
2003	Tracy Glover, Okla. Panhandle	Fr.	57	28	0.49
2004	Leigh Schneider, Augusta St.	Fr.	52	23	0.44
	Kim Aggabao, UC San Diego	Sr.	56	23	0.41
2005	Kristin Spencer, Ala.-Huntsville	Jr.	68	29	0.43
2006	Asha Sutton, N.C. Central	Jr.	51	25	0.49

TRIPLES PER GAME

Year	Player, Team	Cl.	G	No.	Avg.
1982	Donna Lee Savitz, Quinnipiac	Sr.	24	5	0.21
1983	Cheryl Clark, Humboldt St.	Jr.	14	5	0.36
1984	Jennifer Albrizio, Wagner	So.	19	7	0.37
1985	Leslie Behm, Mo.-Rolla	Sr.	24	7	0.29
1986	Betty Dolce, St. John Fisher	Sr.	17	10	0.59
1987	Kilbrey Fowler, Mississippi-Women	Sr.	46	12	0.26
	Lynda Kent, Southern N.H.	Sr.	23	6	0.26
1988	Sue Sanchez, Cal St. Chico	Sr.	44	14	0.32
1989	Kelley Miller, Philadelphia U.	So.	19	5	0.26
1990	Karen Borrosso, Molloy	Sr.	26	10	0.38
	Stephanie Batts, Virginia Union	Jr.	26	10	0.38
1991	Kelli Summers, Shepherd	Jr.	40	15	0.38
1992	Velma Degree, Elon	So.	45	13	0.29
1993	Sophia Rolle, N.C. Central	Jr.	28	9	0.32
1994	Katrran McCall, N.C. Central	So.	25	10	0.40
1995	Jennifer Brock, Carson-Newman	Sr.	43	13	0.30
1996	Andy Soto, Cameron	Sr.	38	10	0.26
1997	Maureen Grether, Quinnipiac	So.	35	12	0.34
1998	Danielle Margarita, Adelphi	So.	43	14	0.33
1999	Cherene Hiesl, East Central	Sr.	42	15	0.36
2000	Becky Regula, Mass.-Lowell	So.	41	12	0.29
2001	Casey Wheatley, Bowie St.	So.	28	10	0.36
2002	Jodi Bryan, Columbia Union	Sr.	20	5	0.25
2003	Kim Logana, C.W. Post	Sr.	48	14	0.29
	Jennifer Jones, N.C. Central	Sr.	24	7	0.29
2004	Ashley Foster, Fort Valley St.	Sr.	38	13	0.34
2005	Brandi Young, Johnson C. Smith	Jr.	38	10	0.26
2006	Nakita Taylor, Paine	Fr.	31	8	0.26

TRIPLES

Year	Player, Team	Cl.	G	No.	Avg.
1982	Amy Frey, SIU Edwardsville	Sr.	59	11	0.19
1983	Kay Piper, Akron	So.	39	7	0.18
1984	Kay Piper, Akron	Jr.	53	12	0.23
1985	Sherrie Matthews, Quincy	Sr.	42	11	0.26
1986	Betty Dolce, St. John Fisher	Sr.	17	10	0.59
1987	Kilbrey Fowler, Mississippi-Women	Sr.	46	12	0.26
1988	Sue Sanchez, Cal St. Chico	Sr.	44	14	0.32
	Beth Onestinghel, Cal St. Northridge	Sr.	65	14	0.22
1989	Connie Harris, Mississippi-Women	Jr.	47	11	0.23
	Robin Allen, Fla. Southern	Sr.	52	11	0.21
1990	Michelle DeBace, St. Cloud St.	So.	44	11	0.25
	Shelly Walker, Morningside	Jr.	47	11	0.23
1991	Kelli Summers, Shepherd	Jr.	40	15	0.38
1992	Velma Degree, Elon	So.	45	13	0.29
1993	Melissa Magdon, Bridgeport	Sr.	47	13	0.28
1994	Jackie Aiken, Wis.-Parkside	Fr.	65	16	0.25
1995	Jennifer Brock, Carson-Newman	Sr.	43	13	0.30
1996	Jennifer Jimerson, Mo. Southern St.	So.	55	13	0.24
1997	Sunny Litteral, Ashland	So.	58	13	0.22
1998	Jennifer Jimerson, Mo. Southern St.	Sr.	48	15	0.31
1999	Cherene Hiesl, East Central	Sr.	42	15	0.36
2000	Andrea Wirkus, Mo.-St. Louis	Jr.	47	13	0.28
2001	Heather Faria, Merrimack	Sr.	48	11	0.23
2002	Kristen Haubrich, St. Anselm	Jr.	42	8	0.19
	Laurie Del Grego, Assumption	Sr.	46	8	0.17
	Heidi Bauer, Colorado Mines	So.	48	8	0.17
	Rebekah Tippets, Regis (Colo.)	Sr.	58	8	0.14
2003	Kim Logana, C.W. Post	Sr.	48	14	0.29
2004	Ashley Foster, Fort Valley St.	Sr.	38	13	0.34
2005	Kassie Rezza, Tex. A&M-Kingsville	Jr.	55	13	0.24
2006	Tracy Lehman, Tiffin	Jr.	66	13	0.20

HOME RUNS PER GAME

Year	Player, Team	Cl.	G	No.	Avg.
1982	Dayna DeCarlo, Mercy	So.	18	5	0.28
1983	Liana Bohne, C.W. Post	Jr.	28	4	0.14
1984	Dayna DeCarlo, Mercy	Sr.	28	8	0.29
1985	Kay Piper, Akron	Sr.	60	15	0.25
	Susan Young, Fla. Southern	Sr.	28	7	0.25
1986	Keenan Menefee, Winston-Salem	Sr.	30	11	0.37
1987	Laura Allgeier, Bellarmine	Jr.	25	9	0.36
1988	Laura Allgeier, Bellarmine	Sr.	27	8	0.30
1989	Crissy Nunez, Barry	Sr.	48	12	0.25
1990	Stephanie Batts, Virginia Union	Jr.	26	12	0.46
1991	Mary Edgecombe, St. Augustine's	Jr.	45	12	0.27
1992	Delores Bulgin, Shaw	Jr.	36	11	0.31
1993	Amy Tjaarda, Adams St.	Sr.	40	16	0.40

Year	Player, Team	Cl.	G	No.	Avg.
1994	Deborah Ausmus, Colorado Mines	So.	29	9	0.31
1995	Jackie Aiken, Wis.-Parkside	So.	58	26	0.45
1996	Staci Albright, Coker	Sr.	51	23	0.45
1997	Trisha Reinhardt, UC Davis	Sr.	60	20	0.33
1998	Tarlesha Wayne, Bowie St.	Fr.	27	10	0.37
1999	Monica Hashiguchi, Colorado St.-Pueblo	Jr.	50	20	0.40
2000	Jilanne Thwaites, Alderson-Broaddus	Sr.	36	14	0.39
2001	Kelly Adams, Mesa St.	Sr.	54	21	0.39
2002	Stacey Richardson, Armstrong Atlantic	So.	47	16	0.34
2003	Angela Estes, Miles	Jr.	27	12	0.44
2004	Megan Trimble, Phila. Sciences	Fr.	32	15	0.47
2005	Crystal Krebs, UC-Colo. Spgs.	Sr.	48	25	0.52
2006	Rebecca McClelland, Mesa St.	Jr.	43	19	0.44

HOME RUNS

Year	Player, Team	Cl.	G	No.	Avg.
1982	Dorenda Mitchell, Columbus St.	Fr.	44	10	0.23
1983	Kay Piper, Akron	So.	39	5	0.13
1984	Janet Lloyd, Chapman	Sr.	73	9	0.12
1985	Kay Piper, Akron	Sr.	60	15	0.25
1986	Keenan Menefee, Winston-Salem	Sr.	30	11	0.36
1987	Vicki Kennedy, Sacred Heart	Fr.	47	11	0.23
1988	Laura Allgeier, Bellarmine	Sr.	27	8	0.30
	Nancy Kogle, Metro St.	Fr.	42	8	0.19
	Alecia Stephenson, Sacred Heart	So.	51	8	0.16
	Laura McCune, SIU Edwardsville	Sr.	51	8	0.16
	Brenda Brozik, Minn. Duluth	Fr.	54	8	0.15
1989	Crissy Nunez, Barry	Sr.	48	12	0.25
	Kim Kouri, Augustana (S.D.)	So.	56	12	0.21
1990	Sherry Howell, Eckerd	Fr.	35	13	0.37
	Nancy Kogle, Metro St.	Jr.	41	13	0.32
	Marty Laudato, Bloomsburg	So.	51	13	0.25
1991	Sandy Olivas, Chapman	Jr.	60	13	0.22
1992	Delores Bulgin, Shaw	Jr.	36	11	0.31
1993	Amy Tjaarda, Adams St.	Sr.	40	16	0.40
	Angie Hopkins, Augustana (S.D.)	Jr.	71	16	0.23
1994	Michala Lehotak, Neb.-Omaha	Sr.	66	15	0.23
1995	Jackie Aiken, Wis.-Parkside	So.	58	26	0.45
1996	Staci Albright, Coker	Sr.	51	23	0.45
1997	Trisha Reinhardt, UC Davis	Sr.	60	20	0.33
1998	Jill Burnett, West Fla.	Sr.	66	19	0.29
1999	Kim Biskup, Grand Valley St.	Jr.	66	21	0.32
2000	Kim Biskup, Grand Valley St.	Sr.	59	21	0.36
2001	Kelly Adams, Mesa St.	Sr.	54	21	0.39
2002	Stacey Richardson, Armstrong Atlantic	So.	47	16	0.34
	Rachel Bowling, Southern Ind.	Jr.	49	16	0.33
	Liz Beyer, Incarnate Word	So.	51	16	0.31
2003	Lindsay Johnston, N.M. Highlands	Jr.	46	17	0.37
2004	Cambria McKay, Kennesaw St.	So.	70	20	0.29
2005	Crystal Krebs, UC-Colo. Spgs.	Sr.	48	25	0.52
	Christina Rolla, Lynn	So.	60	25	0.42
2006	Megan Davison, Emporia St.	Jr.	69	23	0.33

RUNS BATTED IN PER GAME

Year	Player, Team	Cl.	G	No.	Avg.
1982	Debbie Esche, Northern St.	So.	20	34	1.70
1983	Kay Piper, Akron	So.	39	44	1.13
1984	Carol Del Guidice, Concordia (N.Y.)	Jr.	23	34	1.48
1985	Laura Allgeier, Bellarmine	Fr.	29	33	1.14
1986	Pat McDonagh, Southeast Mo. St.	Jr.	56	99	1.77
1987	Laura Allgeier, Bellarmine	Jr.	25	38	1.52
1988	Tiffanie Newman, Bowie St.	So.	18	28	1.56
1989	Dawn Tremblay, Southampton	Sr.	26	37	1.42
1990	Latesa Peebles, N.C. Central	Jr.	29	58	2.00
1991	Sophia Rolle, N.C. Central	Fr.	29	46	1.59
1992	Cheryl Bogues, N.C. Central	Jr.	29	44	1.52
1993	Amy Tjaarda, Adams St.	Sr.	40	72	1.80
1994	Bridget Speaks, Winston-Salem	So.	28	45	1.61
1995	Jackie Aiken, Wis.-Parkside	So.	58	110	1.90
1996	Yolanda Carter, Bowie St.	Sr.	24	43	1.79
1997	Karen Dromerhauser, Molloy	Fr.	31	59	1.90
1998	Kenisha Williams, Winston-Salem	So.	28	62	2.21
1999	Andrea Cummings, Virginia Union	Sr.	23	36	1.57
2000	Monica Johnson, Elizabeth City St.	Jr.	23	37	1.61
2001	Casey Wheatley, Bowie St.	So.	28	40	1.43
2002	LaKeisha Braxton, Winston-Salem	Sr.	33	54	1.64
2003	Angela Estes, Miles	Jr.	27	74	2.74
2004	Ashley Foster, Fort Valley St.	Sr.	38	70	1.84
2005	Tiffany Smith, Elizabeth City St.	Fr.	26	42	1.62
2006	Jennifer Lohuis, Kentucky St.	Sr.	34	64	1.88

RUNS BATTED IN

Year	Player, Team	Cl.	G	No.	Avg.
1982	Amy Frey, SIU Edwardsville	Sr.	59	46	0.78
1983	Kay Piper, Akron	So.	39	44	1.13
1984	Angela Melander, UC Riverside	Jr.	46	46	1.00
1985	Kay Piper, Akron	Sr.	60	54	0.90
1986	Pat McDonagh, Southeast Mo. St.	Jr.	56	99	1.77
1987	Tracey Ringstaff, Fla. Southern	So.	46	50	1.09
1988	Sharon Jaffee, Barry	Fr.	51	64	1.25
1989	Crissy Nunez, Barry	Sr.	48	58	1.21
1990	Marty Laudato, Bloomsburg	So.	51	66	1.29
1991	Cheryl Padgett, S.C.-Aiken	Sr.	40	53	1.33
1992	Charlotte Wiley, Cal St. East Bay	Sr.	59	56	0.95
1993	Amy Tjaarda, Adams St.	Sr.	40	72	1.80
1994	Tracy Carey, Neb.-Omaha	Fr.	66	74	1.12
1995	Jackie Aiken, Wis.-Parkside	So.	58	110	1.90
1996	Staci Albright, Coker	Sr.	51	86	1.69
	Jackie Aiken, Wis.-Parkside	Jr.	69	86	1.25
1997	Jackie Aiken, Wis.-Parkside	Sr.	72	87	1.21
1998	Jill Burnett, West Fla.	Sr.	66	79	1.20
1999	Kelly Baker, Southeastern Okla.	So.	66	84	1.27
2000	Julie Bowen, Ark.-Monticello	So.	65	71	1.09
2001	Jenny Hill, Augustana (S.D.)	Sr.	62	74	1.19
2002	Kym Kling, St. Mary's (Tex.)	So.	69	69	1.00
2003	Tiya Hines, Virginia St.	Jr.	35	76	2.17
2004	Emily Gastineau, Pittsburg St.	So.	67	71	1.06
	Cambria McKay, Kennesaw St.	So.	70	71	1.01
2005	Keri McKee, Kennesaw St.	So.	70	81	1.16
2006	Casey Rodriguez, N.C. Central	Fr.	51	87	1.71

SLUGGING PERCENTAGE

Year	Player, Team	Cl.	G	AB	Hits	TB	Pct.
1990	Stephanie Batts, Virginia Union	Jr.	26	102	42	113	1.108
1991	Mary Edgecombe, St. Augustine's	Jr.	45	130	53	118	.908
1992	Cassandra Wright, Shaw	Sr.	37	95	41	82	.863
1993	Amy Tjaarda, Adams St.	Sr.	40	122	67	141	1.156
1994	Dora Holmes, Virginia Union	Sr.	23	60	38	74	1.233
1995	Jura Gerald, N.C. Central	So.	32	101	55	116	1.149
1996	Staci Albright, Coker	Sr.	51	151	77	169	1.119
1997	Lekita Wilson, Norfolk St.	Jr.	47	141	73	140	.993
1998	Michelle Harrison, N.C. Central	Sr.	27	64	36	60	.938
1999	Stacey Dell'Anno, Merrimack	Sr.	46	138	73	144	1.043
2000	Raquita Washington, Elizabeth City St.	Jr.	28	104	60	101	.971
2001	Casey Wheatley, Bowie St.	So.	28	92	47	94	1.022
2002	Jessica Addison, S.C. Upstate	Sr.	45	141	67	127	.901
2003	Angela Estes, Miles	Jr.	27	94	45	122	1.298
2004	Ashley Foster, Fort Valley St.	Sr.	38	122	62	140	1.148
2005	Brandi Young, Johnson C. Smith	Jr.	38	111	57	121	1.090
2006	Jennifer Lohuis, Kentucky St.	Sr.	34	103	60	114	1.107

TOTAL BASES

Year	Player, Team	Cl.	G	AB	Hits	TB	Pct.
1990	Kim Kouri, Augustana (S.D.)	Jr.	55	200	82	126	.630
1991	Kim Kouri, Augustana (S.D.)	Sr.	66	236	99	153	.648
1992	Charlotte Wiley, Cal St. East Bay	Sr.	59	161	77	136	.845
1993	Angie Hopkins, Augustana (S.D.)	Jr.	71	222	102	177	.797
1994	Deb Baetsle, Neb.-Omaha	Sr.	66	211	103	172	.815
1995	Jackie Aiken, Wis.-Parkside	So.	58	178	100	199	1.118
1996	Jackie Aiken, Wis.-Parkside	Jr.	69	213	103	172	.808
1997	Trisha Reinhardt, UC Davis	Sr.	60	181	78	156	.862
1998	Jill Burnett, West Fla.	Sr.	66	215	96	177	.823
1999	Kelly Baker, Southeastern Okla.	So.	66	206	87	163	.791
2000	Erica Miller, Bloomsburg	Jr.	62	211	102	189	.896
2001	Kelly Adams, Mesa St.	Sr.	54	185	85	177	.957
2002	Becky Greene, Lander	Jr.	60	186	82	138	.742
2003	Shellie Broyles, Western N.M.	Sr.	63	204	88	154	.755
2004	Andrea Williams, Humboldt St.	Sr.	68	231	88	156	.675
2005	Christina Rolla, Lynn	So.	60	187	81	175	.936
2006	Leslie Svoboda, Neb.-Omaha	So.	60	192	92	185	.964

STOLEN BASES PER GAME

Year	Player, Team	Cl.	G	SB	SBA	Avg.
1982	Linda Veiseth, Morehead St.	Sr.	18	14	14	0.78
1983	Nancy Twomey, Mt. St. Mary's	Jr.	15	15	15	1.00
1984	Holly Haight, Concordia (N.Y.)	So.	23	21	—	0.91
1985	Pattie Schaefer, Mt. St. Mary's	Jr.	17	17	17	1.00
1986	Pattie Schaefer, Mt. St. Mary's	Sr.	25	25	26	1.00
1987	Ursel Bruton, Norfolk St.	Sr.	36	52	54	1.44
1988	Tina Hall, Longwood	Sr.	26	19	20	0.73
1989	Jen Thompsett, Dowling	Jr.	31	31	34	1.00
1990	Cheryl Bogues, N.C. Central	Fr.	29	44	45	1.52
1991	Stacy Booker, St. Paul's	Sr.	27	48	—	1.78

Year	Player, Team	Cl.	G	SB	SBA	Avg.
1992	Cheryl Bogues, N.C. Central	Jr.	29	85	87	2.93
1993	Cheryl Bogues, N.C. Central	Sr.	27	65	65	2.41
1994	Lorie Erie, Kutztown	Jr.	35	51	57	1.46
1995	Linda Bell, St. Paul's	Sr.	24	39	40	1.63
1996	Mickell Albury, Winston-Salem	Jr.	21	42	44	2.00
1997	Becca Alt, Mo.-Rolla	Jr.	50	65	69	1.30
	Donielle Ham, Fayetteville St.	Jr.	30	39	43	1.30
1998	L'Tanya Samuels, Winston-Salem	So.	27	46	48	1.70
1999	Kim Mayes, Kentucky St.	So.	29	47	48	1.62
2000	Kim Mayes, Kentucky St.	Sr.	29	46	46	1.59
2001	Katie Waldo, SIU Edwardsville	So.	58	53	56	0.91
2002	Katrisha Waldridge, Kentucky St.	Sr.	30	37	39	1.23
2003	Acchia Albury, Benedict	Fr.	23	33	35	1.43
2004	Alexis Wing, Angelo St.	Sr.	58	56	70	0.97
2005	Ashley Cecil, Fla. Gulf Coast	Sr.	56	66	78	1.18
2006	Kenyona Johnson, Miles	Fr.	38	47	49	1.24

STOLEN BASES

Year	Player, Team	Cl.	G	SB	SBA	Avg.
1982	Roxanne Berch, UC Riverside	So.	46	19	20	0.41
1983	Kathleen Hrozek, Sam Houston St.	Jr.	47	26	35	0.55
1984	Roxanne Berch, UC Riverside	Sr.	46	25	27	0.54
1985	Niffy Heggie, Springfield	Jr.	39	29	—	0.74
1986	Barbara Jordan, Cal St. Northridge	Jr.	64	28	30	0.44
1987	Ursel Bruton, Norfolk St.	Sr.	36	52	54	1.44
1988	Janice Heriford, Cal St. Bakersfield	Sr.	64	31	33	0.48
1989	Lisa Erickson, Cal St. Northridge	Jr.	80	44	48	0.55
1990	Deanna Dresmann, UC Riverside	Jr.	58	82	87	1.41
1991	Donna Russell, St. Augustine's	So.	42	65	65	1.55
1992	LaTosha Stevens, Shaw	Fr.	34	96	103	2.82
1993	Cheryl Bogues, N.C. Central	Sr.	27	65	65	2.41
1994	Paula Hensell, Ferris St.	Jr.	49	65	71	1.33
1995	Traci Wood, Fla. Southern	Jr.	51	71	72	1.39
1996	Traci Wood, Fla. Southern	Sr.	54	81	86	1.50
1997	Becca Alt, Mo.-Rolla	Jr.	50	65	69	1.30
1998	Nikki Flynn, North Dakota St.	So.	79	75	87	0.95
1999	Cathy Jacobson, Texas Woman's	Sr.	64	71	75	1.11
2000	Nikki Flynn-Gregg, North Dakota St.	Sr.	78	68	72	0.87
2001	Katie Waldo, SIU Edwardsville	So.	58	53	56	0.91
2002	Libby Conley, Carson-Newman	Sr.	50	54	61	1.08
2003	Alexis Wing, Angelo St.	Jr.	59	58	64	0.98
2004	Alexis Wing, Angelo St.	Sr.	58	56	70	0.97
2005	Ashley Cecil, Fla. Gulf Coast	Sr.	56	66	78	1.18
2006	Alyse Hasty, Delta St.	Sr.	72	59	66	0.82

BASES ON BALLS PER GAME

Year	Player, Team	Cl.	G	No.	Avg.
1990	Crystal Person, N.C. Central	Jr.	29	37	1.28
1991	Crystal Person, N.C. Central	Sr.	29	34	1.17
1992	Robin Edwards, Augusta St.	Sr.	33	29	0.88
1993	Terri Collins, Bowie St.	Jr.	26	28	1.08
1994	Keisha Vaughn, St. Paul's	So.	30	27	0.90
1995	Keisha Vaughn, St. Paul's	Jr.	24	22	0.92
1996	Mickell Albury, Winston-Salem	Jr.	21	27	1.29
1997	LaTisha Bartelle, Virginia Union	So.	23	29	1.26
1998	Leah Banks, Virginia St.	Jr.	31	47	1.52
1999	Leah Banks, Virginia St.	Sr.	35	32	0.91
2000	Jennifer Clark, Winston-Salem	So.	34	34	1.00
2001	Tiffany Davis, South Dakota	Sr.	68	48	0.71
2002	Kelly Moats, Neb.-Omaha	Sr.	55	47	0.85
2003	Cat Moreno, Angelo St.	Jr.	59	81	1.37
2004	LaKenya McNear, Livingstone.	Fr.	18	21	1.17
2005	Clara Alston, Virginia Union	Fr.	27	26	0.96
2006	Kenyona Johnson, Miles	Fr.	38	43	1.13

BASES ON BALLS

Year	Player, Team	Cl.	G	No.	Avg.
1990	Tina Craig, Mansfield	Sr.	49	38	0.78
1991	Crystal Person, N.C. Central	Sr.	29	34	1.17
1992	Amy Holbrook, Lenoir-Rhyne	Fr.	41	36	0.88
1993	Chris Banker, Gannon	So.	45	35	0.78
1994	Tracey Britt, Kennesaw St.	Sr.	51	35	0.69
1995	Crystal Brown, Gardner-Webb	So.	48	29	0.60
	Keisha Hardy, Fla. Southern	Jr.	51	29	0.57
1996	Nancy Nicsevic, St. Rose	Fr.	54	42	0.78
1997	Trisha Reinhardt, UC Davis	Sr.	60	44	0.73
1998	Leah Banks, Virginia St.	Jr.	31	47	1.52
1999	Tracy Jester, North Fla.	Jr.	53	36	0.68
2000	Audra Thomas, Kennesaw St.	Sr.	64	41	0.64
2001	Tiffany Davis, South Dakota	Sr.	68	48	0.71
2002	Kelly Moats, Neb.-Omaha	Sr.	55	47	0.85
2003	Cat Moreno, Angelo St.	Jr.	59	81	1.37
2004	Elizabeth Economon, Truman	Sr.	56	61	1.09
2005	Cambria McKay, Kennesaw St.	Jr.	69	41	0.59
2006	Stephanie Pinto, Ala.-Huntsville	Jr.	69	56	0.81

TOUGHEST TO STRIKE OUT

Year	Player, Team	Cl.	G	AB	SO	Avg.
1990	Kim Leitner, St. Leo	Jr.	37	115	0	0.0
1991	K.B. Murawski, Hillsdale	Sr.	45	154	0	0.0
1992	Marianne Maier, Bridgeport	Jr.	48	184	0	0.0
1993	Theresa Kovach, Lock Haven	Sr.	36	134	0	0.0
1994	Shelley Stroik, Wis.-Parkside	Jr.	62	201	0	0.0
1995	Onisha Cook, Norfolk St.	Sr.	32	111	0	0.0
1996	Lisandra Torrez, N.M. Highlands	Fr.	37	123	0	0.0
1997	Harriet Gigis, Augusta St.	So.	33	104	0	0.0
1998	Kelly Lloyd, Elon	Jr.	40	110	0	0.0
1999	Stacey Dell'Anno, Merrimack	Sr.	46	138	0	0.0
2000	Danielle Romero, N.M. Highlands	Sr.	47	144	1	144.0
2001	Gianna Marquez, Adams St.	So.	36	86	0	0.0
	Caitlin Chandler, Slippery Rock	So.	28	81	0	0.0
2002	K.B. McGuire, Columbia Union	Jr.	22	87	0	0.0
2003	Shannon Bullard, Slippery Rock	So.	36	102	1	102.0
2004	Cameron Langston, Wingate	Jr.	44	137	2	68.5
2005	Tintra Tucker, Miles	Fr.	29	97	1	97.0
2006	Rachael Christian, Northeastern St.	Jr.	38	124	1	124.0

SACRIFICE HITS PER GAME

Year	Player, Team	Cl.	G	SH	Avg.
2004	Jamie Sassaman, Wilmington (Del.)	Jr.	36	19	0.53
2005	Mary Dank, Mass.-Lowell	Sr.	38	23	0.61
2006	Katie Roush, Alderson-Broaddus	Sr.	55	27	0.49

SACRIFICE HITS

Year	Player, Team	Cl.	G	SH	Avg.
2004	Stacy Oliver, Armstrong Atlantic	Jr.	51	26	0.51
2005	Christina Evans, North Fla.	So.	51	28	0.55
2006	Jessie Wiard, Emporia St.	So.	67	29	0.43

HIT BY PITCH PER GAME

Year	Player, Team	Cl.	G	HBP	Avg.
2004	Christy Dean, Mesa St.	Sr.	52	17	0.33
	Nikki Sheldon, UC Davis	Fr.	52	17	0.33
2005	Sarah Hamilton, Southwestern Okla.	Jr.	46	18	0.39
2006	Lyndsey Crosswhite, Pittsburg St.	Sr.	33	14	0.42

HIT BY PITCH

Year	Player, Team	Cl.	G	HBP	Avg.
2004	A.J. Miller, Pittsburg St.	Jr.	63	19	0.30
2005	Shannon Benash, Mo. Western St.	Jr.	68	23	0.34
2006	Tisha Thompson, Southern Ark.	Jr.	57	18	0.32
	LeKyndra Smith, Henderson St.	Sr.	58	18	0.31

LOWEST EARNED-RUN AVERAGE

Year	Player, Team	Cl.	G	IP	R	ER	ERA
1982	Tina Souders, Bloomsburg	So.	27	167.0	12	6	0.25
1983	Gail Holznagel, Southern Conn. St.	So.	26	212.1	35	6	0.20
1984	Susan Hahn, UC Riverside	Fr.	27	183.2	26	4	0.15
1985	Kathy Slaten, Cal St. Northridge	Jr.	58	410.1	29	12	0.20
1986	Chris Moyer, Bloomsburg	Sr.	18	105.0	7	1	0.07
1987	Debbie Tidy, Sacred Heart	Sr.	37	229.2	11	5	0.15
1988	Dori Stankewitz, Fla. Southern	Sr.	30	193.1	15	10	0.36
1989	Gina Lindenmuth, Bloomsburg	Jr.	29	189.2	25	11	0.41
1990	Susan Johnson, Neb.-Kearney	Jr.	38	240.0	34	11	0.32
1991	Debra Rozier, S.C. Upstate	Jr.	17	102.1	12	2	0.14
1992	Kim Maguire, Bloomsburg	So.	15	108.0	6	4	0.26
1993	Kristine Karr, Cal. St. Bakersfield	Jr.	25	151.0	8	7	0.32
1994	Kristine Karr, Cal. St. Bakersfield	Sr.	28	171.1	22	12	0.49
1995	Vicki Pierce, Columbus St.	Jr.	17	104.0	11	3	0.20
1996	Missy Paterson, Coker	Fr.	30	165.0	9	3	0.13
1997	Danielle Penner, California (Pa.)	Jr.	54	316.1	30	23	0.51
1998	Missy Paterson, Coker	Jr.	43	220.0	21	13	0.41
1999	Courtney Barrett, UC Davis	Fr.	23	128.2	14	6	0.33
2000	Sarah Van Gorp, Lewis	Sr.	34	193.2	24	10	0.36
2001	Susan Churchwell, UC Davis	So.	25	168.1	21	5	0.21
2002	Geralyn Elam, Barry	Jr.	44	271.2	2	11	0.28
2003	Katya Eronina, Armstrong Atlantic	Jr.	34	216.0	11	13	0.36
2004	Krystal Lewallen, Northern Ky.	So.	39	255.1	20	10	0.27
2005	Krystal Lewallen, Northern Ky.	Sr.	35	253.1	18	12	0.36
2006	Kristin Erb, Lock Haven	Fr.	39	248.0	20	7	0.20

STRIKEOUT RATIO

(Strikeouts per seven innings)

Year	Player, Team	Cl.	G	IP	SO	Avg.
1982	Deb Fitzhugh, Portland St.	Jr.	24	194.1	250	9.0
1983	Tina Souders, Bloomsburg	Jr.	24	172.0	207	8.4
1984	Kathy Slaten, Cal St. Northridge	So.	51	343.1	478	9.7
1985	Dori Stankewitz, Fla. Southern	Fr.	17	85.0	139	11.4
1986	Dori Stankewitz, Fla. Southern	So.	25	139.1	228	11.5
1987	Marinka Bisceglia, St. Thomas (Fla.)	So.	18	109.0	156	10.0
1988	Dori Stankewitz, Fla. Southern	Sr.	30	193.1	266	9.6
1989	Colleen McCabe, Army	So.	26	168.2	210	8.7
1990	Susan Johnson, Neb.-Kearney	Jr.	38	240.0	352	10.3
1991	Debra Rozier, S.C. Upstate	Jr.	17	102.1	148	10.1
1992	Susan Johnson, Neb.-Kearney	Sr.	27	144.1	225	10.9
1993	Jeree Carlson, Morningside	Fr.	24	137.2	171	8.7
1994	Mikki Cochrane, North Dakota	Jr.	23	135.1	177	9.2
1995	April Paoli, Bloomsburg	Jr.	47	256.0	420	11.5
1996	Missy Paterson, Coker	Fr.	30	165.0	335	14.2
1997	Missy Paterson, Coker	So.	42	248.2	389	11.0
1998	Missy Paterson, Coker	Jr.	43	220.0	386	12.3
1999	Missy Paterson, Coker	Sr.	38	193.1	364	13.2
2000	Maricela Panuco, S.C. Upstate	So.	28	147.0	236	11.2
2001	Josie Nelson, Ashland	Fr.	34	191.1	296	10.8
2002	Geralyn Elam, Barry	Jr.	44	271.2	406	10.5
2003	Josie Nelson, Ashland	Jr.	35	236.0	379	11.0
2004	Kelly D'Angelo, American Int'l	Jr.	21	142.2	226	11.1
2005	Nicole McCorkle, UNC Pembroke	So.	37	207.2	364	12.3
2006	Amy Dumas, Augusta St.	So.	29	151.2	259	11.95

STRIKEOUTS

Year	Player, Team	Cl.	G	IP	SO	Avg.
1982	Deb Fitzhugh, Portland St.	Jr.	24	194.1	250	9.0
1983	Kathy Slaten, Cal St. Northridge	Fr.	34	278.1	311	7.8
1984	Kathy Slaten, Cal St. Northridge	So.	51	343.1	478	9.7
1985	Kathy Slaten, Cal St. Northridge	Jr.	58	410.1	533	9.1
1986	Debbie Tidy, Sacred Heart	Jr.	32	225.0	249	7.7
1987	Dori Stankewitz, Fla. Southern	Jr.	35	212.2	294	9.7
1988	Dori Stankewitz, Fla. Southern	Sr.	30	193.1	266	9.6
1989	Susan Johnson, Neb.-Kearney	So.	37	215.0	247	8.0
1990	Susan Johnson, Neb.-Kearney	Jr.	38	240.0	352	10.3
1991	Julie Krauth, Augustana (S.D.)	So.	33	232.0	224	6.8
1992	Kathy Kinasz, Saginaw Valley	Sr.	55	347.2	265	5.3
1993	Michele Ponce, Shaw	Fr.	26	144.1	178	8.6
1994	Jeree Carlson, Morningside	So.	50	293.1	239	5.7
1995	April Paoli, Bloomsburg	Jr.	47	256.0	420	11.5
1996	Jeree Carlson, Morningside	Sr.	43	266.2	344	9.0
1997	Missy Paterson, Coker	So.	42	248.2	389	11.0
1998	Missy Paterson, Coker	Jr.	43	220.0	386	12.3
1999	Karissa Hoehn, St. Cloud St.	Jr.	49	275.1	405	10.3
2000	Karissa Hoehn, St. Cloud St.	Sr.	47	277.2	442	11.1
2001	Keltie Christian, Fla. Southern	Sr.	40	258.1	357	9.7
2002	Geralyn Elam, Barry	Jr.	44	271.2	406	10.5
2003	Josie Nelson, Ashland	Jr.	35	236.0	370	11.0
2004	Angela Slaugh, Western N.M.	Sr.	50	302.1	441	10.2
2005	Nicole McCorkle, UNC Pembroke	So.	37	207.2	364	12.3
2006	Katie Heintz, St. Leo	Sr.	43	268.2	400	10.42

VICTORIES

Year	Player, Team	Cl.	G	IP	W	L	Pct.
1982	Jody Kay, Fla. Southern	So.	34	229.0	22	12	.647
1983	Tina Souders, Bloomsburg	Jr.	24	172.0	22	2	.917
1984	Kathy Slaten, Cal St. Northridge	So.	51	343.1	39	7	.848
1985	Kathy Slaten, Cal St. Northridge	Jr.	58	410.1	41	11	.788
1986	Sheri Russell, Mass.-Lowell	Jr.	33	215.2	27	6	.818
1987	Carri Tschida, Minn. St. Mankato	So.	46	283.2	35	9	.795
1988	Lori Galloway, Livingstone	Fr.	45	291.1	33	11	.750
1989	Carri Tschida, Minn. St. Mankato	Sr.	50	345.0	35	15	.700
1990	Teresa Hartman, Augustana (S.D.)	Sr.	54	350.0	44	8	.846
1991	Julie Krauth, Augustana (S.D.)	So.	33	232.0	31	2	.939
1992	Kathy Kinasz, Saginaw Valley	Sr.	55	347.2	42	12	.778
1993	Signe DeJong, Augustana (S.D.)	Jr.	53	282.0	37	12	.755
1994	Jeree Carlson, Morningside	So.	50	293.1	31	12	.721
1995	April Paoli, Bloomsburg	Jr.	47	256.0	37	3	.925
1996	Wendy Hurst, Ala.-Huntsville	Fr.	62	411.0	40	19	.678
1997	Danielle Penner, California (Pa.)	Jr.	54	316.1	50	3	.943
1998	Danielle Penner, California (Pa.)	Sr.	50	328.1	46	4	.920
1999	Wendy Hurst, Ala.-Huntsville	Sr.	45	246.0	36	8	.818
	Karissa Hoehn, St. Cloud St.	Jr.	49	275.1	36	9	.800
2000	Julie Fromm, North Dakota St.	So.	57	333.1	45	6	.882
2001	Jessame Kendall, Humboldt St.	Sr.	58	361.0	39	12	.765
2002	Kym Kling, St. Mary's (Tex.)	So.	47	264.2	35	5	.875
	Nicki Genre, Delta St.	Sr.	47	273.1	35	9	.795
2003	Nicole Webb, St. Cloud St.	Jr.	49	276.0	33	8	.805
2004	Angela Slaugh, Western N.M.	Sr.	50	302.1	38	8	.826
2005	Aimee Murch, Lynn	Sr.	45	280.0	39	3	.929
2006	Kristin Erb, Lock Haven	Fr.	39	248.0	36	1	.973

SAVES

Year	Player, Team	Cl.	G	IP	ERA	SV
1990	Sue-Ellen Stallard, Humboldt St.	Jr.	16	48.0	0.44	6
1991	Leslie Johnson, Cal St. East Bay	Jr.	38	157.2	2.31	6
1992	Kelly Wolff, Humboldt St.	Fr.	31	172.0	1.39	4
	Leslie Gerbin, Chapman	Jr.	8	29.0	1.69	4
1993	Kelly Stone, Cal St. Bakersfield	Fr.	17	49.0	0.86	4
	Jen Wagner, California (Pa.)	Fr.	16	47.1	1.77	4
	Lisa Unterbrink, Columbus St.	Sr.	23	110.1	2.16	4
1994	Amy Kilbourn, Ferris St.	Jr.	37	171.0	2.84	5
1995	Amy Kilbourn, Ferris St.	Sr.	32	114.0	2.33	10
1996	Bridget McCue, Quincy	So.	21	79.2	1.41	8
1997	Lindsey Blood, Keene St.	So.	24	77.0	1.45	6
1998	Renee Walsh, Indianapolis	So.	29	98.1	2.56	6
1999	Katie Biles, St. Edward's	Fr.	45	97.0	1.30	9
2000	Lacey Gardner, Kennesaw St.	So.	51	273.2	1.05	8
2001	Britany Hargis, Mo. Southern St.	Sr.	39	149.0	0.89	10
2002	Becky Ross, Mercyhurst	So.	31	80.2	1.39	6
	Jennifer Chavira, Central Okla.	Sr.	32	135.1	1.91	6
	Angela Slaugh, Western N.M.	So.	39	207.1	0.95	6
2003	Jennifer Mackson, Grand Valley St.	Jr.	41	223.1	0.60	9
2004	Danielle Scott, Lincoln Memorial	Sr.	17	26.1	2.39	9
2005	Sarah Read, Le Moyne	Fr.	31	127.1	1.10	6
2006	Jenny Hess, Ala.-Huntsville	Jr.	40	86.1	2.27	11

Team Records

Batting

AT-BATS
Game
76—Le Moyne vs. Cortland St., April 28, 1992 (21 inn.)
Game, Seven or Fewer Innings
52—Norfolk St. vs. Bowie St., March 23, 1987

RUNS
Inning
20—Bentley vs. Lesley, April 25, 1985
Game
47—Winston-Salem vs. Bennett, 1994
Season
575—Norfolk St., 1994 (48 games)

RUNS PER GAME
Season
14.00—Winston-Salem, 1998 (392 in 28 games)

HITS
Game
40—Shippensburg vs. Virginia Union, March 20, 2004
Season
761—North Dakota St., 1998 (80 games)

BATTING AVERAGE
Season
.466—Shaw, 1991 (368 of 790)
Season (Min. 1,000 at-bats)
.411—Shaw, 1994 (437 of 1,063)

DOUBLES
Game
11—Carson-Newman vs. Belmont Abbey, March 18, 1996; Mississippi-Women vs. Stillman, April 23, 1998

Season
156—North Dakota St., 1998 (80 games)

DOUBLES PER GAME
Season
3.70—Miles, 2003 (100 in 27 games)

TRIPLES
Game
7—Christian Bros. vs. LeMoyne-Owen, March 15, 2000
Season
57—Norfolk St., 1997 (47 games)

TRIPLES PER GAME
Season
1.30—N.C. Central, 1994 (35 in 27 games)

HOME RUNS
Game
8—California (Pa.) vs. Slippery Rock, April 10, 2004
Season
98—Mesa St., 2001 (54 games)

HOME RUNS PER GAME
Season
1.93—Mesa St., 2006 (83 in 43 games)

TOTAL BASES
Game
66—Bowie St. vs. St. Paul's, April 13, 1999

SLUGGING PERCENTAGE
Season
.813—Miles, 2003 (599 total bases in 737 at-bats)
Season (Min. 1,000 at-bats)
.654—Mesa St., 2001 (945 total bases in 1,444 at-bats)

RUNS BATTED IN
Game
43—Shippensburg vs. Virginia Union, March 20, 2004

BASES ON BALLS
Game
25—Norfolk St. vs. Bowie St., March 23, 1987
Season
297—Barry, 1988 (51 games)

BASES ON BALLS PER GAME
Season
7.67—Virginia St., 1996 (207 in 27 games)

STOLEN BASES
Game
25—Norfolk St. vs. Bowie St., March 23, 1987
Season
459—Shaw, 1991 (37 games)

STOLEN BASES PER GAME
Season
12.41—Shaw, 1991 (459 in 37 games)

STOLEN-BASE PERCENTAGE
Best Perfect Season
(Min. 1.5 attempts per game)
1.000—Indianapolis, 1983 (93 of 93)

RUNNERS LEFT ON BASE
Game
20—Le Moyne vs. Cortland St., April 28, 1992 (21 inn.); Cal St. Bakersfield vs. UC Riverside, March 12, 1999 (18 inn.)

Pitching

EARNED-RUN AVERAGE
Season
0.21—Sacred Heart, 1984 (11 earned runs in 359.2 inn.)

SHUTOUTS
Season
45—Cal St. Northridge, 1985 (62 victories)

CONSECUTIVE SCORELESS INNINGS
Season
75—Barry, April 1-15, 1990

STRIKEOUT RATIO
(Strikeouts per seven innings)
Season
11.33—Coker, 1996 (489 in 302.0 inn.)

BASES ON BALLS RATIO
(Bases on balls per seven innings)
Season
0.23—Sacred Heart, 1986 (10 in 310.2 inn.)

Fielding

FIELDING PERCENTAGE
Season
.982—SIU Edwardsville, 2006 (1,276 putouts, 497 assists, 33 errors)

DOUBLE PLAYS
Game
4—Mass.-Lowell vs. Massachusetts, May 4, 1982; Sacred Heart vs. New Haven, April 24, 1993; Mass.-Lowell vs. Bentley, March 15, 2000; Ala.-Huntsville vs. Ouachita Baptist, April 16, 2005
Season
45—Alderson-Broaddus, 1995 (39 games)

DOUBLE PLAYS PER GAME
Season
1.15—Alderson-Broaddus, 1995 (45 in 39 games)

ERRORS
Game
14—Indiana (Pa.) vs. California (Pa.), April 19, 1984

Additional Records

VICTORIES
Season
68—North Dakota St., 2000 (10 losses)

WINNING PERCENTAGE
Season
.965—Northern Ky., 2005 (55-2)

LONGEST WINNING STREAK
Season
55—Northern Ky., Feb. 11-May 22, 2005

LARGEST WINNING MARGIN
Game
47—Winston-Salem (47) vs. Bennett (0), April 9, 1994

Team Leaders

SINGLE-GAME RECORDS

Batting

AT-BATS

No.	Team vs. Opponent	Date
76	Le Moyne vs. Cortland St. (21 inn.)	April 28, 1992
72	Cal St. Bakersfield vs. UC Riverside (18 inn.)	March 12, 1999
69	Sacred Heart vs. Bloomsburg (23 inn.)	May 11, 1984
69	Cal St. Dom. Hills vs. Cal St. Northridge (21 inn.)	April 28, 1983
67	Kennesaw St. vs. Columbus St. (17 inn.)	May 9, 1997
67	UC Davis vs. Sonoma St. (18 inn.)	April 9, 1997
65	UC Riverside vs. Cal St. Bakersfield (18 inn.)	March 12, 1999
63	Fla. Southern vs. Barry (21 inn.)	April 1, 2001
62	Cal St. East Bay vs. Portland St. (17 inn.)	1985
61	Augustana (S.D.) vs. Portland St. (16 inn.)	May 18, 1992
60	Truman vs. SIU Edwardsville	March 19, 2001
59	American Int'l vs. Mass.-Lowell (17 inn.)	May 8, 2003
59	Portland St. vs. Augustana (S.D.) (16 inn.)	May 18, 1992
59	Mansfield vs. Bloomsburg (17 inn.)	April 7, 1992
58	GC&SU vs. Columbus St. (14 inn.)	April 3, 2002
57	Barry vs. Bridgeport (14 inn.)	March 8, 1990
57	Cal St. Bakersfield vs. UC Santa Barb. (17 inn.)	Feb. 17, 1990
56	Saginaw Valley vs. Northwood (14 inn.)	April 9, 1990
55	St. Cloud St. vs. North Dakota	April 24, 1998
55	Northwest Mo. St. vs. Pittsburg St. (15 inn.)	March 26, 1982

RUNS

No.	Team vs. Opponent	Date
47	Winston-Salem vs. Bennett	April 9, 1994
42	Fla. Southern vs. Rollins	April 14, 1993
41	Fayetteville St. vs. Johnson C. Smith	March 28, 1995
40	Bowie St. vs. St. Paul's	April 13, 1999
40	Bowie St. vs. Johnson C. Smith	1996
37	Delta St. vs. Mississippi Val.	April 19, 1999
37	C.W. Post vs. Concordia (N.Y.)	April 22, 1995
36	Shaw vs. Morris	March 1, 1994
36	Fla. Southern vs. St. Leo	April 2, 1985
35	Kennesaw St. vs. West Ga.	Feb. 17, 1994
34	Norfolk St. vs. Bowie St.	March 23, 1987
32	N.C. Central vs. St. Paul's	March 17, 1994
32	Cal St. Stanislaus vs. Menlo	1994
32	Barton vs. Averett	1994
32	Norfolk St. vs. St. Paul's	March 5, 1990

RUNS, INNING

No.	Team vs. Opponent	Date (Inning)
20	Bentley vs. Lesley	April 25, 1982
18	Fla. Southern vs. St. Michael's	Feb. 27, 2000 (4th)
17	Shippensburg vs. Virginia Union	March 20, 2004 (2nd)
17	Armstrong Atlantic vs. Edward Waters	March 10, 2000 (1st)
16	Armstrong Atlantic vs. Edward Waters	Feb. 19, 2000 (1st)
16	Fla. Southern vs. Eckerd	April 5, 1994 (4th)
16	Fla. Southern vs. Rollins	April 14, 1993 (1st)
16	Fla. Southern vs. Rollins	April 13, 1988 (1st)

No.	Team vs. Opponent	Date (Inning)
15	Fla. Southern vs. Clark Atlanta	April 7, 2006 (3rd)
14	Shippensburg vs. Virginia Union	March 20, 2004 (3rd)
14	Fla. Southern vs. Rollins	April 11, 1985 (3rd)
13	St. Cloud St. vs. Minn.-Crookston	April 22, 2000 (2nd)
13	Armstrong Atlantic vs. Eckerd	March 3, 2000 (1st)
13	Fla. Southern vs. Florida Tech	April 12, 1994 (5th)
13	Fla. Southern vs. St. Leo	April 2, 1985 (1st)
12	North Dakota St. vs. Mayville St.	April 4, 1996 (2nd)
12	North Dakota St. vs. Post	March 4, 1996 (1st)
12	Fla. Southern vs. Rollins	March 19, 1993 (2nd)
12	Fla. Southern vs. St. Leo	March 18, 1985 (1st)

HITS

No.	Team vs. Opponent	Date
40	Shippensburg vs. Virginia Union	March 20, 2004
33	Bowie St. vs. St. Paul's	April 13, 1999
30	Fla. Southern vs. Florida Tech	April 12, 1994
29	California (Pa.) vs. Davis & Elkins	March 29, 1995
29	Fla. Southern vs. Rollins	April 14, 1993
28	Delta St. vs. Mississippi Val.	April 19, 1999
28	C.W. Post vs. Concordia (N.Y.)	April 22, 1995
28	Bentley vs. Lesley	April 25, 1985
27	Western N.M. vs. Sul Ross St.	Feb. 22, 2003
27	UC Davis vs. Cal St. Stanislaus	April 11, 1997
26	Ala.-Huntsville vs. Alabama A&M	March 2, 2000
26	Carson-Newman vs. Belmont Abbey	March 18, 1996
26	GC&SU vs. West Ga.	April 1, 1995
26	Lewis vs. Kentucky St.	March 26, 1995
26	Norfolk St. vs. St. Paul's	March 7, 1991
25	Armstrong Atlantic vs. Eckerd	March 4, 2000
25	Kennesaw St. vs. UNC Pembroke	March 15, 1998
25	Ala.-Huntsville vs. Thomas	Feb. 23, 1996

DOUBLES

No.	Team vs. Opponent	Date
11	Mississippi-Women vs. Stillman	April 23, 1998
11	Carson-Newman vs. Belmont Abbey	March 18, 1996
10	Bloomsburg vs. California (Pa.)	May 7, 1994
8	Ala.-Huntsville vs. Presbyterian	March 10, 2000
8	Armstrong Atlantic vs. Eckerd	March 4, 2000
8	Armstrong Atlantic vs. Edward Waters	Feb. 19, 2000
8	West Fla. vs. Valdosta St.	Feb. 19, 2000
8	Delta St. vs. Mississippi Val.	April 19, 1999
8	Kennesaw St. vs. American Int'l	March 19, 1999
8	Kennesaw St. vs. Francis Marion	March 16, 1998
8	North Dakota St. vs. Bluefield St.	March 16, 1998
8	Texas Woman's vs. Sul Ross St.	Feb. 24, 1998
8	Ala.-Huntsville vs. Thomas	Feb. 23, 1996
8	C.W. Post vs. Concordia (N.Y.)	April 22, 1995
8	Carson-Newman vs. Trevecca Nazarene	March 21, 1994
8	Fla. Southern vs. Rollins	April 14, 1993

TRIPLES

No.	Team vs. Opponent	Date
7	Christian Bros. vs. LeMoyne-Owen	March 15, 2000
6	Bowie St. vs. St. Paul's	April 13, 1999
6	UC Davis vs. Cal St. Stanislaus	April 11, 1997
6	Carson-Newman vs. Mercer	March 11, 1994
5	GC&SU vs. Texas Woman's	Feb. 23, 2002
5	Mo. Southern St. vs. Mo.-Rolla	April 3, 1996
5	Elon vs. Mars Hill	April 9, 1994
5	Cal St. Dom. Hills vs. San Diego	April 14, 1992
5	S.C.-Aiken vs. Paine	March 16, 1992
5	S.C. Upstate vs. West Ga.	March 3, 1990
5	Barry vs. New Orleans	April 1, 1988
5	Bentley vs. Lesley	April 25, 1985

HOME RUNS

No.	Team vs. Opponent	Date
8	California (Pa.) vs. Slippery Rock	April 10, 2004
7	Mo. Western St. vs. Washburn	April 26, 2005
7	California (Pa.) vs. Montreat	March 9, 2002
6	Seattle vs. St. Martin's	March 5, 2006
6	Mesa St. vs Mont. St.-Billings	March 21, 2001
6	North Dakota St. vs. St. Cloud St.	April 28, 2000
6	Bowie St. vs. St. Paul's	April 13, 1999
6	Colorado St.-Pueblo vs. Mesa St.	March 27, 1999
6	Coker vs. Barton	March 2, 1996
6	Merrimack vs. Assumption	April 8, 1995
5	Emporia St. vs. Okla. Panhandle	April 22, 2006
5	Fla. Southern vs. Claflin	April 7, 2006
5	Adams St. vs. UC-Colo. Spgs.	March 26, 2006
5	Seattle vs. St. Martin's	March 25, 2006
5	Northwest Mo. St. vs. Central Mo.	Feb. 25, 2006
5	Ala.-Huntsville vs. Valdosta St.	April 22, 2005
5	Adams St. vs. Fort Hays St.	March 19, 2005
5	Western N.M. vs. Sul Ross St.	Feb. 22, 2003
5	Lynn vs. South Dakota	March 10, 2002
5	Armstrong Atlantic vs. Lander	March 23, 2000
5	Winona St. vs. Minn.-Morris	May 3, 1999
5	Ala.-Huntsville vs. Alabama A&M	April 22, 1999
5	Ala.-Huntsville vs. West Ga.	April 6, 1999
5	Ala.-Huntsville vs. West Ala.	March 19, 1999
5	UC Davis vs. Cal St. Stanislaus	April 11, 1997
5	Fla. Southern vs. St. Leo	April 2, 1985

RUNS BATTED IN

No.	Team vs. Opponent	Date
43	Shippensburg vs. Virginia Union	March 20, 2004
35	Delta St. vs. Mississippi Val.	April 19, 1999
34	C.W. Post vs. Concordia (N.Y.)	April 22, 1995
33	Bowie St. vs. St. Paul's	April 13, 1999
33	Fla. Southern vs. Rollins	April 14, 1993
30	UC Davis vs. Cal St. Stanislaus	April 11, 1997
30	Kennesaw St. vs. West Ga.	Feb. 17, 1994
27	Southwestern Okla. vs. Bartlesville Wesleyan	April 25, 2001
27	Kennesaw St. vs. UNC Pembroke	March 15, 1998
27	Norfolk St. vs. St. Paul's	March 7, 1991
26	Fla. Southern vs. Claflin	April 7, 2006
25	Western N.M. vs. Sul Ross St.	Feb. 22, 2003
25	Carson-Newman vs. Belmont Abbey	March 18, 1996
25	Bentley vs. Lesley	April 25, 1985
25	Fla. Southern vs. Rollins	April 11, 1985
25	Fla. Southern vs. St. Leo	April 2, 1985
24	Ark.-Monticello vs. Central Baptist	March 5, 2005
24	Ala.-Huntsville vs. Alabama A&M	March 2, 2000
24	Fla. Southern vs. Florida Tech	April 12, 1994
23	California (Pa.) vs. Davis & Elkins	March 29, 1995
23	Bellarmine vs. Kentucky St.	April 20, 1991
23	Humboldt St. vs. Notre Dame de Namur	March 9, 1990

TOTAL BASES

No.	Team vs. Opponent	Date
66	Bowie St. vs. St. Paul's	April 13, 1999
55	Delta St. vs. Mississippi Val.	April 19, 1999
55	UC Davis vs. Cal St. Stanislaus	April 11, 1997
44	Ala.-Huntsville vs. Alabama A&M	March 2, 2000
43	California (Pa.) vs. Slippery Rock	April 10, 2004
43	Fla. Southern vs. Rollins	April 14, 1993
43	Bentley vs. Lesley	April 25, 1985
43	Fla. Southern vs. St. Leo	April 2, 1985
42	California (Pa.) vs. Montreat	March 9, 2002
41	Western N.M. vs. Sul Ross St.	Feb. 22, 2003
41	Winona St. vs. Minn.-Morris	May 3, 1999
41	Carson-Newman vs. Belmont Abbey	March 18, 1996
40	Fla. Southern vs. Claflin	April 7, 2006
40	Christian Bros. vs. Le Moyne-Owen	March 15, 2000
40	C.W. Post vs. Concordia (N.Y.)	April 22, 1995
40	Pittsburg St. vs. Wis.-Superior	March 17, 1994
39	Northwest Mo. St. vs. Upper Iowa	April 15, 2006
39	California (Pa.) vs. Mercyhurst	March 27, 1995
38	Wis.-Parkside vs. Hillsdale	April 6, 1995
38	S.C. Upstate vs. Mars Hill	March 6, 1995
38	Fla. Southern vs. Florida Tech	April 12, 1994

STOLEN BASES

No.	Team vs. Opponent	Date
25	Norfolk St. vs. Bowie St.	March 23, 1987
18	Texas Woman's vs. Sul Ross St.	Feb. 24, 1998
16	Norfolk St. vs. Johnson C. Smith	March 22, 1992
16	Norfolk St. vs. St. Paul's	March 4, 1992
16	Assumption vs. Bryant	April 11, 1987
15	Livingstone vs. West Ga.	April 14, 1991
15	Mississippi Col. vs. Troy	March 21, 1986
14	North Dakota St. vs. Mayville St.	April 16, 1995
14	Fla. Southern vs. Rollins	April 14, 1993
14	Barry vs. Bethune-Cookman	April 14, 1992
14	Longwood vs. Methodist	April 5, 1986
13	Southwestern Okla. vs. Bartlesville Wesleyan	April 5, 2001
12	Norfolk St. vs. Elizabeth City St.	March 23, 1993
12	Barry vs. Florida Tech	April 15, 1989
11	GC&SU vs. UNC Pembroke	March 19, 2000
11	North Dakota St. vs. Edinboro	March 8, 1999
11	North Dakota St. vs. Defiance	March 14, 1997

No.	Team vs. Opponent	Date
11	St. Cloud St. vs. North Dakota	May 1, 1993
11	SIU Edwardsville vs. Missouri Baptist	April 28, 1993
11	Norfolk St. vs. Virginia Union	April 5, 1993
11	Carson-Newman vs. Lincoln Memorial	April 7, 1992

BASES ON BALLS

No.	Team vs. Opponent	Date
25	Norfolk St. vs. Bowie St.	March 23, 1987
23	California (Pa.) vs. West Va. Wesleyan	April 16, 1989
22	Bloomsburg vs. Fairleigh Dickinson	March 12, 1984
21	Fla. Southern vs. Bethune-Cookman	Feb. 20, 1986
21	Assumption vs. Hartford	April 18, 1983
20	Western Ore. vs. Seattle	May 6, 2006
20	Norfolk St. vs. Md.-East. Shore	April 4, 1992
20	North Dakota St. vs. Valley City St.	April 20, 1991
20	Barry vs. Tampa	April 6, 1988
19	Kennesaw St. vs. West Ga.	Feb. 14, 1995
19	Cal St. Dom. Hills vs. Redlands	March 5, 1985
18	Carson-Newman vs. Trevecca Nazarene	Feb. 28, 1996
17	Francis Marion vs. Augusta St.	March 26, 1994
17	Mississippi Col. vs. Troy	March 21, 1988
16	Barry vs. Eckerd	March 18, 1994
16	Barry vs. Rollins	April 6, 1987
16	Longwood vs. UNC Greensboro	March 28, 1985
16	Bentley vs. Wheaton (Mass.)	April 19, 1982

RUNNERS LEFT ON BASE

No.	Team vs. Opponent	Date
20	Cal St. Bakersfield vs. UC Riverside (18 inn.)	March 12, 1999
20	Le Moyne vs. Cortland St. (21 inn.)	April 28, 1992
18	Kennesaw St. vs. Columbus St. (17 inn.)	May 9, 1997
17	Northern Ky. vs. C.W. Post	March 10, 2005
17	Western Wash. vs. Simon Fraser (11 inn.)	April 18, 2002
17	Fla. Southern vs. Barry (21 inn.)	April 1, 2001
16	Western Ore. vs. Eastern Ore.	May 12, 2000
16	Bentley vs. St. Michael's (13 inn.)	April 15, 2000
16	Western Ore. vs. Eastern Ore.	April 11, 1999
16	Francis Marion vs. UNC Pembroke	March 18, 1996
16	Francis Marion vs. Lander (12 inn.)	April 22, 1995
16	Fla. Southern vs. Rollins	March 14, 1991
15	Ala.-Huntsville vs. St. Leo	May 11, 2006
15	Northwest Nazarene vs. Albertson	April 23, 2003
15	Kennesaw St. vs. Coker	May 9, 2002
15	Bentley vs. New Hampshire	April 27, 2001
15	Augustana (S.D.) vs. Washburn (11 inn.)	March 31, 2001
15	Augustana (S.D.) vs. Southern Ill. (18 inn.)	March 2, 2001
15	Armstrong Atlantic vs. Longwood (9 inn.)	March 26, 2000
15	Texas Woman's vs. Southwestern Okla. (9 inn.)	Feb. 18, 2000
15	UC Riverside vs. Cal St. Bakersfield (18 inn.)	March 12, 1999
15	Coker vs. Lambuth	May 12, 1995

Fielding

ERRORS

No.	Team vs. Opponent	Date
14	Indiana (Pa.) vs. California (Pa.)	April 19, 1984
13	Lynn vs. Fla. Southern	April 24, 2002
13	Shepherd vs. Bowie St.	March 21, 1996
12	St. Paul's vs. Bowie St.	April 13, 1999
12	Elon vs. Lynchburg	Feb. 26, 1994
11	GC&SU vs. Augusta St.	March 11, 1996
11	South Dakota vs. Neb.-Omaha	April 23, 1992
11	Barry vs. Mo.-St. Louis	March 21, 1987
11	Barry vs. St. Thomas (Fla.)	April 12, 1986
10	North Dakota St. vs. Concordia-M'head	April 7, 1994
10	South Dakota vs. Quincy	April 18, 1992
10	North Dakota St. vs. Augustana (S.D.)	April 4, 1992
10	North Dakota St. vs. Jamestown	April 18, 1990
10	Mississippi Col. vs. Livingstone	April 19, 1989
10	Mississippi Col. vs. Mississippi-Women	March 21, 1986

DOUBLE PLAYS

No.	Team vs. Opponent	Date
4	Ala.-Huntsville vs. Ouachita Baptist	April 16, 2005
4	Mass.-Lowell vs. Bentley	March 15, 2000
4	Sacred Heart vs. New Haven	April 24, 1993
4	Mass.-Lowell vs. Massachusetts	May 4, 1982

Miscellaneous

LONGEST WINNING STREAK

No.	Team	Date
55	Northern Ky.	Feb. 11-May 22, 2005
40	Kennesaw St.	March 8-May 18, 1995
38	Coker	Feb. 15-April 5, 1998
37	Coker	March 3-May 11, 2001
37	Bloomsburg	March 27-May 15, 1986
35	Humboldt St.	Feb. 24-April 17, 2005
35	Kennesaw St.	March 15-May 8, 1998
34	California (Pa.)	March 22-April 9, 1997
33	Bloomsburg	March 15-April 22, 1995
31	Fla. Southern	Feb. 26-March 26, 2004
31	Cal St. Bakersfield	Feb. 19-April 30, 1994
31	Sacred Heart	April 6-May 11, 1984
30	Kennesaw St.	Feb. 21-April 11, 1999
30	Sacred Heart	March 24-April 29, 1990
29	Humboldt St.	Feb. 12-April 2, 2006
29	Kennesaw St.	March 21-May 9, 1997
29	Bloomsburg	March 29-May 4, 1994
29	Merrimack	March 17-May 8, 1993
28	Bloomsburg	April 4-May 3, 1992
27	North Dakota St.	April 2-April 28, 2000
27	Carson-Newman	March 18-April 27, 1991
27	Fla. Southern	March 28-April 18, 1989

LARGEST WINNING MARGIN

No.	Team vs. Opponent	Date
47	Winston-Salem (47) vs. Bennett (0)	April 9, 1994
44	Lenoir-Rhyne (45) vs. Johnson C. Smith (1)	April 10, 1995
43	Shippensburg (43) vs. Virginia Union (0)	March 20, 2004
42	Fla. Southern (42) vs. Rollins (0)	April 14, 1993
41	Fayetteville St. (41) vs. Johnson C. Smith (0)	March 28, 1995
38	Bowie St. (40) vs. St. Paul's (2)	April 13, 1999
36	Fla. Southern (36) vs. St. Leo (0)	April 2, 1985
35	Kennesaw St. (35) vs. West Ga. (0)	Feb. 17, 1994
32	Norfolk St. (32) vs. St. Paul's (0)	March 5, 1990
31	Bowie St. (40) vs. Johnson C. Smith (9)	1996
31	Shaw (36) vs. Morris (5)	March 1, 1994
31	N.C. Central (32) vs. St. Paul's (1)	March 17, 1994
31	Barton (32) vs. Averett (1)	1994
30	Delta St. (37) vs. Mississippi Val. (7)	April 19, 1999
30	San Fran. St. (31) vs. Menlo (1)	1994
30	Humboldt St. (30) vs. Notre Dame de Namur (0)	April 12, 1991
29	Ark.-Monticello (29) vs. Williams Baptist (0)	March 1, 2000
29	Coker (29) vs. Claflin (0)	Feb. 18, 1996
29	Winston-Salem (30) vs. Bennett (1)	April 9, 1994
29	Fla. Southern (30) vs. Florida Tech (1)	April 12, 1994
29	Fla. Southern (29) vs. Eckerd (0)	1994
29	Bentley (31) vs. Lesley (2)	April 25, 1985

SEASON RECORDS

Batting

RUNS PER GAME

Team	Year	G	R	Avg.
Winston-Salem	1998	28	392	14.00
Miles	2003	27	376	13.93
Bowie St.	1998	27	362	13.41
Norfolk St.	1996	31	396	12.77
N.C. Central	1994	27	330	12.22
Norfolk St.	1995	38	463	12.18
Winston Salem	2000	34	414	12.18
Virginia Union	1998	24	288	12.00
Norfolk St.	1994	48	575	11.98
Norfolk St.	1993	38	453	11.92
Norfolk St.	1997	47	555	11.81
Fort Valley St.	2003	35	407	11.63
St. Augustine's	1988	31	359	11.58
N.C. Central	1993	29	329	11.34
Kentucky St.	2000	29	328	11.31
Virginia St.	1996	27	305	11.30
Bowie St.	1999	29	322	11.10
Hampton	1991	35	387	11.06
Virginia St.	1986	25	276	11.04

RUNS

Team	Year	G	R
Norfolk St.	1994	48	575
Ala.-Huntsville	1999	74	555
Norfolk St.	1997	47	555
North Dakota St.	1998	80	509
Wis.-Parkside	1996	71	493
N.C. Central	2006	51	483
Coker	1996	51	463
Norfolk St.	1995	38	463
North Dakota St.	2000	78	461
Norfolk St.	1993	38	453
Grand Valley St.	1999	67	444
Mesa St.	2001	54	437
Ala.-Huntsville	2006	69	435
Lander	1994	62	430
Ala.-Huntsville	2005	68	428
Neb.-Omaha	1994	66	428
Regis (Colo.)	2006	63	424
Wis.-Parkside	1994	65	424
Augustana (S.D.)	1993	73	424
Miles	2006	41	421
Kennesaw St.	2004	70	421

BATTING AVERAGE

Team	Year	G	AB	Hits	Avg.
Shaw	1991	37	790	368	.466
Miles	2003	27	737	340	.461
Kentucky St.	2000	29	746	342	.458
N.C. Central	1994	27	710	319	.449
Norfolk St.	1987	43	928	410	.442
Kentucky St.	2004	35	918	403	.439
Winston-Salem	1998	28	742	325	.438
Shaw	1992	37	913	391	.428
Norfolk St.	1996	31	896	381	.425
N.C. Central	1995	33	877	365	.416
Shaw	1994	39	1,063	437	.411
N.C. Central	1990	29	740	302	.408
California (Pa.)	1995	55	1,502	608	.405
Fort Valley St.	2003	35	919	370	.403
Kentucky St.	2003	35	892	359	.402
Kentucky St.	2006	35	927	373	.402
Stillman	2006	38	976	390	.400
St. Augustine's	1994	30	874	349	.399
Norfolk St.	1997	47	1,271	506	.398
Norfolk St.	1993	38	996	396	.398
St. Augustine's	1993	26	682	271	.397
Norfolk St.	1995	38	1,073	424	.395
Coker	1996	51	1,437	565	.393
Merrimack	1994	49	1,367	537	.393
N.C. Central	1996	27	634	248	.391

HITS

Team	Year	G	H
North Dakota St.	1998	80	761
Ala.-Huntsville	1999	74	702
North Dakota St.	2000	78	678
Wis.-Parkside	1996	71	672
Augustana (S.D.)	1993	73	663
Kennesaw St.	2004	70	650
Wis.-Parkside	1994	65	646
West Fla.	2000	72	643
Neb.-Omaha	1994	66	635
Augustana (S.D.)	2000	70	630
Grand Valley St.	1999	67	630
Ala.-Huntsville	2006	69	628
Augustana (S.D.)	1994	64	628
Ala.-Huntsville	2005	68	624
Humboldt St.	2004	68	619
Tiffin	2006	68	618
Humboldt St.	1997	67	617
Augustana (S.D.)	1991	66	615
Augustana (S.D.)	1998	64	612
UC Davis	1997	60	610
Augustana (S.D.)	2001	62	608
Humboldt St.	1998	67	608
California (Pa.)	1995	55	608

DOUBLES PER GAME

Team	Year	G	2B	Avg.
Miles	2003	27	100	3.70
Kentucky St.	2004	35	110	3.14
Kentucky St.	2005	31	88	2.84
Benedict	2006	39	96	2.46
Johnson C. Smith	2005	38	93	2.45
Kentucky St.	2000	29	68	2.34
Miles	2005	30	70	2.33
Norfolk St.	1996	31	70	2.26
Kentucky St.	2006	34	74	2.18
Southern Utah	1984	35	76	2.17
Shaw	1991	37	80	2.16
N.M. Highlands	1994	42	90	2.14
St. Augustine's	2003	26	55	2.12
LeMoyne-Owen	2003	31	65	2.10
Livingstone	1989	13	27	2.08
Elizabeth City St.	2000	28	58	2.07
Ala.-Huntsville	1999	74	152	2.05
Longwood	1987	19	39	2.05
Miles	2006	41	83	2.02
Western N.M.	1998	46	93	2.02
Merrimack	1999	48	97	2.02
Coker	1996	51	103	2.02
Francis Marion	2004	54	108	2.00
Merrimack	1993	45	90	2.00
Livingstone	1992	25	50	2.00

DOUBLES

Team	Year	G	2B
North Dakota St.	1998	80	156
Ala.-Huntsville	1999	74	152
Ala.-Huntsville	2000	70	127
Tiffin	2006	68	125
Ala.-Huntsville	2005	68	120
Bloomsburg	2000	62	118
West Fla.	2000	72	115
Ala.-Huntsville	2006	69	113
North Dakota St.	2000	78	113
Ala.-Huntsville	2006	69	112
Kentucky St.	2004	35	110
Kennesaw St.	2004	70	109
Francis Marion	2004	54	108
SIU Edwardsville	2002	63	108
Bloomsburg	1995	59	108
West Fla.	1999	70	107
Lewis	1997	63	107
Armstrong Atlantic	2006	67	106
Wis.-Parkside	1996	71	106
Lincoln Memorial	2006	64	105
Mo.-St. Louis	1995	72	104
West Virginia St.	2006	62	103
Coker	1998	57	103
Mississippi-Women	1998	58	103
Coker	1996	51	103

TRIPLES PER GAME

Team	Year	G	3B	Avg.
N.C. Central	1994	27	35	1.30
Miles	2003	27	33	1.22
Norfolk St.	1997	47	57	1.21
Virginia Union	1992	30	35	1.17
Livingstone	1989	13	14	1.08
Winston-Salem	1998	28	29	1.04
Virginia Union	1997	26	26	1.00
Bowie St.	1999	29	28	0.97
N.C. Central	1993	29	28	0.97
Mississippi-Women	1989	47	44	0.94
Norfolk St.	1995	38	35	0.92
Paine	2006	31	28	0.90
North Ala.	1988	27	24	0.89
Philadelphia U.	1988	18	16	0.89
N.C. Central	2003	25	22	0.88
Livingstone	1992	25	22	0.88
Virginia St.	2000	31	27	0.87
Mississippi-Women	1987	46	40	0.87
Indianapolis	1988	38	33	0.87
St. Augustine's	1996	30	26	0.87

TRIPLES

Team	Year	G	3B
Norfolk St.	1997	47	57
Mo. Southern St.	1996	56	47
Akron	1985	61	47
Mississippi-Women	1989	47	44
Grand Valley St.	1997	63	43

Team	Year	G	3B
Humboldt St.	1993	55	43
Mo. Southern St.	1992	57	43
Akron	1984	54	43
Wis.-Parkside	1990	59	42
UC Davis	1997	60	40
Elon	1992	47	40
Mississippi-Women	1987	46	40
California (Pa.)	1991	58	37
Minn. Duluth	1988	59	37
Tiffin	2006	68	36
Bloomsburg	2000	62	36
St. Augustine's	1991	45	36

HOME RUNS PER GAME

Team	Year	G	HR	Avg.
Mesa St.	2006	43	83	1.93
Mesa St.	2001	54	98	1.81
Neb.-Kearney	2006	49	76	1.55
N.C. Central	1995	33	51	1.55
Lynn	2005	61	88	1.44
Colorado St.-Pueblo	2006	49	68	1.39
UC-Colo. Spgs.	2006	52	71	1.37
Regis (Colo.)	2006	63	83	1.32
Lock Haven	2006	60	79	1.32
California (Pa.)	2002	41	53	1.29
Henderson St.	2005	52	67	1.29
UC-Colo. Spgs.	2005	48	61	1.27
Regis (Colo.)	2005	49	51	1.24
Neb. Kearney	1999	43	53	1.23
Adams St.	2006	53	65	1.23
Virginia Union	1992	30	36	1.20
Abilene Christian	2005	53	62	1.17
Northwest Mo. St.	2006	55	64	1.16
Henderson St.	2004	47	54	1.15
Miles	2003	27	31	1.15
Adams St.	2005	50	56	1.12
Bloomsburg	2001	51	56	1.10
Delta St.	2005	67	73	1.09
Emporia St.	2006	69	75	1.09
Delta St.	2006	72	78	1.08

HOME RUNS

Team	Year	G	HR
Mesa St.	2001	54	98
Lynn	2005	61	88
Mesa St.	2006	43	83
Regis (Colo.)	2006	63	83
Lock Haven	2006	60	79
Delta St.	2006	72	78
Ala.-Huntsville	1999	74	77
Neb.-Kearney	2006	49	76
Emporia St.	2006	69	75
Delta St.	2005	67	73
Mo. Western St.	2005	68	72
UC-Colo. Spgs.	2006	52	71
Colorado St.-Pueblo	2006	49	68
St. Edward's	2006	67	67
Henderson St.	2005	52	67
Adams St.	2006	53	65
Northwest Mo. St.	2006	55	64
Ala.-Huntsville	2006	69	64
Abilene Christian	2005	53	62
Bloomsburg	2000	62	62
Wis.-Parkside	1996	71	62
Abilene Christian	2006	61	61
UC-Colo. Spgs.	2005	48	61
Regis (Colo.)	2005	49	61
Angelo St.	2005	62	61
UC Davis	2003	68	61

SLUGGING PERCENTAGE

Team	Year	G	AB	TB	Pct.
Miles	2003	27	737	599	.813
Shaw	1991	37	790	585	.741
N.C. Central	1994	27	710	516	.727
N.C. Central	1995	33	877	623	.710
Kentucky St.	2000	29	746	496	.665
Kentucky St.	2004	35	918	607	.661
Mesa St.	2001	54	1,444	945	.654
Winston-Salem	1998	28	742	479	.646
Virginia Union	1992	30	678	436	.643
Kentucky St.	1999	32	828	530	.640
Norfolk St.	1997	47	1,271	802	.631
Shaw	1992	37	913	572	.627
St. Augustine's	2003	26	691	430	.622
Norfolk St.	1996	31	896	550	.614
Coker	1996	51	1,437	882	.614
Miles	2005	30	797	487	.611
Johnson C. Smith	2005	38	858	524	.611
Kentucky St.	2005	31	849	518	.610
LeMoyne-Owen	2003	31	684	417	.610
Norfolk St.	1995	38	1,073	642	.598

STOLEN BASES PER GAME

Team	Year	G	SB	Avg.
Shaw	1991	37	459	12.41
St. Augustine's	1991	45	416	9.24
N.C. Central	1992	29	250	8.62
Winston-Salem	1998	28	238	8.50
Winston-Salem	1996	24	203	8.46
N.C. Central	1993	29	236	8.14
Fayetteville St.	1991	34	271	7.97
Kentucky St.	1999	32	245	7.66
St. Paul's	1992	26	196	7.54
St. Paul's	1995	24	179	7.46
St. Paul's	1993	27	199	7.37
N.C. Central	1994	27	193	7.15
Elizabeth City St.	1993	24	170	7.08
Miles	2003	27	185	6.85
St. Paul's	1991	27	184	6.81
Virginia St.	1996	27	180	6.67

STOLEN BASES

Team	Year	G	SB
Shaw	1991	37	459
St. Augustine's	1991	45	416
Fayetteville St.	1991	34	271
Norfolk St.	1994	48	259
N.C. Central	1992	29	250
Kentucky St.	1999	32	245
Winston-Salem	1998	28	238
Norfolk St.	1997	47	236
N.C. Central	1993	29	236
Shaw	1993	40	227
Shaw	1994	39	223
Washburn	1990	48	221
North Dakota St.	1998	80	218
Norfolk St.	1988	42	217
Norfolk St.	1992	38	215
North Dakota St.	1997	64	210
Miles	2006	41	208

STOLEN-BASE PERCENTAGE

(Minimum 1.5 attempts per game played)

Team	Year	G	SB	SBA	Pct.
Indianapolis	1983	21	93	93	1.000
Ky. Wesleyan	1991	51	86	86	1.000
Bridgeport	1984	31	51	51	1.000
Kentucky St.	1987	16	39	39	1.000
Indianapolis	1989	25	38	38	1.000
St. Joseph's (Ind.)	1985	21	33	33	1.000
St. Augustine's	1996	30	141	142	.993
Ky. Wesleyan	1992	46	84	85	.988
Troy	1991	37	82	83	.988
Mississippi Col.	1996	28	75	76	.987
Winston-Salem	1991	30	74	75	.987
Ky. Wesleyan	1990	34	65	66	.985
Central Okla.	1991	40	63	64	.984
Fayetteville St.	1991	34	271	276	.982
Norfolk St.	1987	43	191	195	.979

BASES ON BALLS PER GAME

Team	Year	G	BB	Avg.
Virginia St.	1996	27	207	7.67
Virginia Union	1988	26	190	7.31
Southampton	1987	21	144	6.86
St. Anselm	1982	15	98	6.53
Gannon	1982	12	78	6.50
Bowie St.	1993	26	168	6.46
Winston-Salem	1998	28	179	6.39
St. Anselm	1985	23	147	6.39
Shaw	1996	34	212	6.24
Bellarmine	1985	30	186	6.20
Winston-Salem	1989	19	116	6.11
Virginia St.	1998	31	188	6.06

Team	Year	G	BB	Avg.
Bentley	1982	20	121	6.05
Virginia Union	1997	26	156	6.00
Mt. St. Mary's	1983	15	90	6.00

BASES ON BALLS

Team	Year	G	BB
Barry	1988	51	297
Norfolk St.	1994	48	244
West Fla.	1997	65	242
Ala.-Huntsville	2006	69	234
Barry	1989	54	224
Fla. Southern	1988	53	224
Mississippi Col.	1987	39	224
Adams St.	2006	53	223
Shaw	1993	40	220
Fayetteville St.	1995	41	219
SIU Edwardsville	2005	56	217
Norfolk St.	1990	39	214
Shaw	1996	34	212
Shaw	1991	37	212
Liberty	1985	54	212
Gardner-Webb	1995	52	211
Ala.-Huntsville	1999	74	210
UC Riverside	1984	46	210

Pitching

EARNED-RUN AVERAGE

Team	Year	W-L-T	IP	R	ER	ERA
Sacred Heart	1984	42-6	359.2	33	11	0.21
Sacred Heart	1986	31-12	310.2	33	11	0.25
Cal St. Northridge	1984	51-12-2	481.0	45	17	0.25
Cal St. Northridge	1985	62-19	649.1	67	29	0.31
Bloomsburg	1984	30-4	266.0	31	12	0.32
Stephen F. Austin	1984	38-13	370.1	41	18	0.34
Sacred Heart	1987	40-7	337.0	40	17	0.35
UC Riverside	1984	36-10	332.0	58	19	0.40
Bloomsburg	1986	42-5	327.0	33	19	0.41
Bloomsburg	1985	35-6	282.0	43	17	0.42
Southern Conn. St.	1983	18-9-1	234.2	73	14	0.42
Bloomsburg	1983	33-4	260.0	29	16	0.43
Cal St. Northridge	1987	56-7	426.0	46	27	0.44
Stephen F. Austin	1985	56-5	435.0	38	28	0.45
Truman	1986	34-14	354.1	53	24	0.47
Cal St. Northridge	1986	51-12-1	433.0	47	30	0.48
Akron	1984	48-6	387.0	50	27	0.49
Cal St. Northridge	1983	35-20-2	443.0	59	31	0.49
Caldwell	2004	45-7	353.2	51	25	0.49
Southeast Mo. St.	1986	40-16	389.0	88	28	0.50
Cal St. Chico	1983	16-8	182.0	29	14	0.54
Lock Haven	2006	56-4	394.2	53	31	0.55

SHUTOUTS

Team	Year	SHO
Cal St. Northridge	1985	45
Stephen F. Austin	1985	40
Cal St. Northridge	1984	40
Cal St. Northridge	1989	39
Cal St. Northridge	1986	39
Sacred Heart	1985	39
Cal St. Northridge	1987	38
Ala.-Huntsville	1999	36
Cal St. Northridge	1988	36
Armstrong Atlantic	2000	34
Coker	1996	34
Augustana (S.D.)	1994	34
Cal St. Northridge	1990	33
Sacred Heart	1984	33
Kennesaw St.	1999	32
Cal St. Bakersfield	1994	32
Sacramento St.	1989	32
Akron	1984	32

STRIKEOUT RATIO

(Strikeouts per seven innings)

Team	Year	SO	IP	Avg.
Coker	1996	489	302.0	11.33
Coker	1999	457	314.0	10.19
St. Cloud St.	2000	473	346.1	9.56
Emporia St.	2006	628	466.0	9.43
Bloomsburg	1995	521	387.0	9.42
Coker	1998	472	356.0	9.28
Shippensburg	2006	561	429.1	9.15
West Va. Wesleyan	1996	350	268.0	9.14
Barry	2002	536	412.0	9.11
St. Leo	2006	519	400.1	9.08
Armstrong Atlantic	2000	494	386.1	8.95
Sacred Heart	1985	470	370.2	8.88
Armstrong Atlantic	2004	411	329.2	8.73
Stephen F. Austin	1985	542	435.0	8.72
Armstrong Atlantic	2003	462	373.1	8.66
Hampton	1995	334	270.0	8.66
St. Thomas (Fla.)	1986	250	205.0	8.54
Delta St.	1998	321	263.2	8.52
Shaw	1995	216	178.2	8.46
St. Cloud St.	1999	458	380.0	8.44
Neb.-Kearney	1999	333	277.0	8.42
Sacred Heart	1984	432	359.2	8.41
Western N.M.	2003	502	421.0	8.35
Coker	1997	472	398.1	8.29

BASES ON BALLS RATIO

(Bases on balls per seven innings)

Team	Year	BB	IP	Avg.
Sacred Heart	1986	10	310.2	0.23
Fla. Southern	1982	10	229.0	0.31
Augustana (S.D.)	1990	21	374.0	0.39
Humboldt St.	1994	31	392.1	0.55
St. Leo	1992	27	334.0	0.57
Sacred Heart	1985	32	370.2	0.60
Lincoln Memorial	1998	30	337.1	0.62
Sacred Heart	1984	33	359.2	0.64
Merrimack	1992	30	327.2	0.64
St. Anselm	1999	28	302.1	0.65
West Va. Wesleyan	1995	36	373.2	0.67
California (Pa.)	2000	39	395.1	0.69
New Haven	1995	34	344.1	0.69
Southwest Baptist	1993	16	161.0	0.70
Hawaii Pacific	1999	35	351.0	0.70
St. Leo	1991	31	309.0	0.70
Stephen F. Austin	1986	37	370.0	0.70

Fielding

FIELDING PERCENTAGE

Team	Year	TC	PO	A	E	Pct.
SIU Edwardsville	2006	1,806	1,276	497	33	.982
California (Pa.)	1996	1,477	984	466	27	.982
Hawaii Pacific	1999	1,445	1,052	366	27	.981
Grand Valley St.	2003	1,492	1,112	351	29	.981
Humboldt St.	2005	1,820	1,330	454	36	.980
Southern Ind.	2002	1,444	1,006	409	29	.980
Assumption	2006	1,479	981	466	32	.978
Fla. Southern	2000	1,737	1,277	421	39	.978
Cal St. Northridge	1990	2,130	1,496	586	48	.977
Cal St. Bakersfield	1994	1,594	1,127	430	37	.977
Southern Ind.	1998	1,836	1,281	512	43	.977
Kennesaw St.	1996	1,698	1,128	530	40	.976
Hawaii Pacific	2000	1,473	1,058	380	35	.976
Emporia St.	1991	1,985	1,188	749	48	.976
Mo. Western St.	2004	1,482	1,008	438	36	.976
Ala.-Huntsville	2000	1,961	1,361	552	48	.976
Neb.-Omaha	1999	1,797	1,155	598	44	.976
Humboldt St.	2006	1,575	1,142	394	39	.975
Rollins	2006	1,773	1,234	495	44	.975
Neb.-Omaha	2004	1,689	1,206	441	42	.975
St. Cloud St.	2000	1,326	1,038	255	33	.975
St. Cloud St.	2004	1,718	1,195	480	43	.975
Cal St. Northridge	1984	1,831	1,434	351	46	.975
St. Cloud St.	1999	1,472	1,140	295	37	.975
Humboldt St.	2003	2,024	1,309	664	51	.975
Armstrong Atlantic	2000	1,574	1,159	375	40	.975

DOUBLE PLAYS PER GAME

Team	Year	G	DP	Avg.
Alderson-Broaddus	1995	39	45	1.15
Sacred Heart	1982	36	40	1.11
Longwood	1987	19	19	1.00

Team	Year	G	DP	Avg.
Cal Poly	1984	24	24	1.00
Virginia Union	1988	26	25	0.96
Springfield	1986	34	29	0.85
Mt. St. Mary's	1984	13	11	0.85
Minn. St. Moorhead	1982	18	15	0.83
Stonehill	1996	29	24	0.83
Kutztown	1988	31	25	0.81
Stonehill	1994	35	28	0.80
Chaminade	1996	39	31	0.79
St. Leo	1990	37	29	0.78
Seton Hall	1984	32	25	0.78
Bridgeport	1992	48	37	0.77
Sacred Heart	1989	39	30	0.77

DOUBLE PLAYS

Team	Year	DP
Alderson-Broaddus	1995	45
Sacred Heart	1982	40
Bridgeport	1992	37
Ala.-Huntsville	2003	35
S.C.-Aiken	2000	34
Barry	1988	34
Lewis	1985	34
Regis (Colo.)	2006	33
Merrimack	1995	33
Incarnate Word	1999	32
Metro St.	1988	32
Wis.-Parkside	1998	31
Chaminade	1996	31
Emporia St.	1991	31
Ky. Wesleyan	1991	31
Armstrong Atlantic	2006	30
San Fran. St.	2005	30
Bloomsburg	1998	30
Gardner-Webb	1998	30
Sacred Heart	1989	30
Sacred Heart	1987	30
Fla. Southern	1986	30

Miscellaneous

WINNING PERCENTAGE

Team	Year	W	L	T	*Pct.
Northern Ky.	2005	55	2	0	.965
Coker	1998	54	3	0	.947
Winston-Salem	2000	32	2	0	.941
Coker	1996	48	3	0	.941
Kennesaw St.	1998	47	3	0	.940
Lock Haven	2006	56	4	0	.933
Hampton	1995	42	3	0	.933
Augustana (S.D.)	1991	61	4	1	.932
Kennesaw St.	1994	48	4	0	.923
Merrimack	1994	45	4	0	.918
Stephen F. Austin	1985	56	5	0	.918
Kennesaw St.	2004	64	6	0	.914
California (Pa.)	1997	53	5	0	.914
Kennesaw St.	1995	53	5	0	.914
Cal St. Bakersfield	1994	52	5	0	.912
Humboldt St.	2005	60	6	0	.909
West Fla.	2005	60	6	0	.909
Wis.-Parkside	1996	64	6	1	.908
Neb.-Kearney	1999	39	4	0	.907
Humboldt St.	2006	54	6	0	.900
California (Pa.)	1996	45	5	0	.900
Minn. Duluth	1984	18	2	0	.900
Emporia St.	2006	62	7	0	.899
North Dakota St.	2001	53	6	0	.898
Ashland	1998	53	6	0	.898
Bloomsburg	1995	53	6	0	.898

**Ties counted as half win, half loss.*

VICTORIES

Team	Year	W	L	T	*Pct.
North Dakota St.	2000	68	10	0	.872
Kennesaw St.	2004	64	6	0	.914
North Dakota St.	1998	64	17	0	.790
Wis.-Parkside	1996	64	6	1	.908
Emporia St.	2006	62	7	0	.899
Ala.-Huntsville	1999	62	12	0	.838
Wis.-Parkside	1997	62	10	0	.861
Cal St. Northridge	1989	62	19	0	.765
Cal St. Northridge	1985	62	19	0	.765
Augustana (S.D.)	1991	61	4	1	.932
Humboldt St.	2005	60	6	0	.909
West Fla.	2005	60	6	0	.909
Humboldt St.	1998	60	7	0	.896
Augustana (S.D.)	1993	59	14	0	.808
Fla. Gulf Coast	2006	58	9	0	.866
Augustana (S.D.)	2000	58	12	0	.829
Augustana (S.D.)	1994	57	7	0	.891
Sacramento St.	1989	57	19	0	.750
Sacramento St.	1988	57	12	0	.826
Lock Haven	2006	56	4	0	.933
Kennesaw St.	2000	56	8	0	.875
Ala.-Huntsville	2000	56	14	0	.800
Cal St. Northridge	1987	56	7	0	.889
Stephen F. Austin	1985	56	5	0	.918

**Ties counted as half win, half loss.*

Annual Team Champions

BATTING AVERAGE

Year	Team	G	W	L	T	AB	Hits	Avg.
1982	Fla. Southern	34	22	12	0	1,033	401	.388
1983	Assumption	26	21	5	0	714	232	.325
1984	Metro St.	29	14	15	0	749	279	.372
1985	Assumption	26	16	10	0	748	282	.377
1986	UNC Asheville	26	8	18	0	706	267	.378
1987	Norfolk St.	43	30	13	0	928	410	.442
1988	Longwood	26	21	5	0	756	274	.362
1989	Bloomsburg	49	43	6	0	1,342	467	.348
1990	N.C. Central	29	18	11	0	740	302	.408
1991	N.C. Central	29	15	14	0	743	288	.388
1992	Assumption	47	31	16	0	1,213	449	.370
1993	Norfolk St.	38	30	8	0	996	396	.398
1994	N.C. Central	27	17	10	0	710	319	.449
1995	N.C. Central	33	14	19	0	877	365	.416
1996	Norfolk St.	31	24	7	0	896	381	.425
1997	Norfolk St.	47	38	9	0	1,271	506	.398
1998	Winston-Salem	28	22	6	0	742	325	.438
1999	Assumption	50	36	13	1	1,386	535	.386
2000	Kentucky St.	29	25	4	0	746	342	.458
2001	Kennesaw St.	59	48	11	0	1,661	608	.366
2002	Kentucky St.	30	23	7	0	.748	.318	.425
2003	Miles	27	18	9	0	737	340	.461
2004	Kentucky St.	35	27	8	0	918	403	.439
2005	Shippensburg	47	42	5	0	1,327	492	.371
2006	Kentucky St.	34	25	9	0	927	373	.402

HITS

Year	Team	G	W	L	T	AB	Hits	Avg.
1990	Bloomsburg	53	46	7	0	1,590	548	.345
1991	Augustana (S.D.)	66	61	4	1	1,865	615	.330
1992	Cal St. East Bay	61	49	12	0	1,674	539	.322
1993	Augustana (S.D.)	73	59	14	0	1,957	663	.339
1994	Wis.-Parkside	65	51	14	0	1,753	646	.369
1995	California (Pa.)	55	48	7	0	1,502	608	.405
1996	Wis.-Parkside	71	64	6	1	1,969	672	.341
1997	Humboldt St.	67	53	14	0	1,809	617	.341
1998	North Dakota St.	80	64	17	0	2,131	761	.357
1999	Ala.-Huntsville	74	62	12	0	1,935	702	.363
2000	North Dakota St.	78	68	10	0	2,019	678	.336
2001	Kennesaw St.	59	48	11	0	1,611	608	.366
2002	St. Mary's (Tex.)	69	58	11	0	1,900	594	.313

Year	Team	G	W	L	T	AB	Hits	Avg.
2003	UC Davis	68	53	15	0	1,828	575	.315
2004	Kennesaw St.	70	64	6	0	1,919	650	.339
2005	Ala.-Huntsville	68	52	16	0	1,902	624	.328
2006	Ala.-Huntsville	69	52	17	0	1,908	628	.329

RUNS PER GAME

Year	Team	G	W	L	T	R	Avg.
1982	California (Pa.)	23	16	7	0	209	9.09
1983	Mt. St. Mary's	15	8	7	0	156	10.40
1984	Long Island	21	10	11	0	181	8.62
1985	Fla. Southern	28	20	8	0	238	8.50
1986	Mississippi Col.	32	20	12	0	252	7.88
1987	Norfolk St.	43	30	13	0	323	7.51
1988	St. Augustine's	31	24	7	0	359	11.58
1989	Winston-Salem	19	10	9	0	171	9.00
1990	N.C. Central	29	18	11	0	302	10.41
1991	Hampton	35	29	6	0	387	11.06
1992	Carson-Newman	47	39	8	0	364	7.74
1993	Norfolk St.	38	30	8	0	453	11.92
1994	N.C. Central	27	17	10	0	330	12.22
1995	Norfolk St.	38	29	9	0	463	12.18
1996	Norfolk St.	31	24	7	0	396	12.77
1997	Norfolk St.	47	38	9	0	555	11.81
1998	Winston-Salem	28	22	6	0	392	14.00
1999	Bowie St.	29	21	8	0	322	11.10
2000	Winston-Salem	34	32	2	0	414	12.18
2001	Fayetteville St.	42	29	13	0	375	8.93
2002	Columbia Union	22	11	11	0	211	9.59
2003	Miles	27	18	9	0	376	13.93
2004	Kentucky St.	35	27	8	0	338	9.66
2005	Johnson C. Smith	38	17	21	0	336	8.84
2006	Miles	41	25	16	0	421	10.27

RUNS

Year	Team	G	W	L	T	R	Avg.
1990	Norfolk St.	39	28	11	0	379	9.72
1991	St. Augustine's	45	33	12	0	409	9.09
1992	Lander	58	36	22	0	373	6.43
1993	Norfolk St.	38	30	8	0	453	11.92
1994	Norfolk St.	48	42	6	0	575	11.98
1995	Norfolk St.	38	29	9	0	463	12.18
1996	Wis.-Parkside	71	64	6	1	493	6.94
1997	Norfolk St.	47	38	9	0	555	11.81
1998	North Dakota St.	80	64	17	0	509	6.36
1999	Ala.-Huntsville	74	62	12	0	555	7.50
2000	North Dakota St.	78	68	10	0	461	5.91
2001	Mesa St.	54	42	12	0	437	8.09
2002	St. Mary's (Tex.)	69	58	11	0	372	5.39
2003	Fort Valley St.	35	30	5	0	407	11.63
2004	Kennesaw St.	70	64	6	0	421	6.01
2005	Ala.-Huntsville	68	52	16	0	428	6.29
2006	N.C. Central	51	35	16	0	483	9.47

DOUBLES PER GAME

Year	Team	G	W	L	T	2B	Avg.
1990	Bloomsburg	53	46	7	0	86	1.62
1991	Pace	35	20	13	2	64	1.83
1992	Concordia (N.Y.)	25	12	13	0	40	1.60
1993	Merrimack	45	39	6	0	90	2.00
1994	N.M. Highlands	42	26	16	0	90	2.14
1995	Hampton	45	42	3	0	85	1.89
1996	Norfolk St.	31	24	7	0	70	2.26
1997	Mississippi Col.	21	6	15	0	40	1.90
1998	Western N.M.	46	31	14	1	93	2.02
1999	Ala.-Huntsville	74	62	12	0	152	2.05
2000	Kentucky St.	29	25	4	0	68	2.34
2001	Alderson-Broaddus	30	24	6	0	60	2.00
2002	Columbia Union	22	11	11	0	48	2.18
2003	Miles	27	18	9	0	100	3.70
2004	Kentucky St.	35	27	8	0	110	3.14
2005	Kentucky St.	31	24	7	0	88	2.84
2006	Benedict	39	20	19	0	96	2.46

DOUBLES

Year	Team	G	W	L	T	2B	Avg.
1990	Bloomsburg	53	46	7	0	86	1.62
1991	Augustana (S.D.)	66	61	4	1	94	1.42
1992	Cal St. East Bay	61	49	12	0	91	1.49
1993	Augustana (S.D.)	73	59	14	0	102	1.40
1994	Lander	62	46	16	0	99	1.60
1995	Bloomsburg	59	53	6	0	108	1.83
1996	Wis.-Parkside	71	64	6	1	106	1.49
1997	Lewis	63	46	17	0	107	1.70
1998	North Dakota St.	80	64	17	0	156	1.95
1999	Ala.-Huntsville	74	62	12	0	152	2.05
2000	Ala.-Huntsville	70	56	14	0	127	1.81
2001	Mesa St.	54	42	12	0	105	1.94
2002	SIU Edwardsville	63	51	12	0	108	1.71
2003	Miles	27	18	9	0	100	3.70
2004	Kennesaw St.	70	64	6	0	109	1.56
2005	Ala.-Huntsville	68	52	16	0	120	1.76
2006	Tiffin	68	55	11	2	125	1.84

TRIPLES PER GAME

Year	Team	G	W	L	T	3B	Avg.
1990	Wis.-Parkside	59	44	15	0	42	0.71
1991	St. Augustine's	45	33	12	0	36	0.80
1992	Elon	47	37	10	0	40	0.85
1993	N.C. Central	29	22	7	0	28	0.97
1994	N.C. Central	27	17	10	0	35	1.30
	Elon	47	30	17	0	35	0.74
	Wis.-Parkside	65	51	14	0	35	0.54
1995	Norfolk St.	38	29	9	0	35	0.92
1996	St. Augustine's	30	20	10	0	26	0.87
1997	Norfolk St.	47	38	9	0	57	1.21
1998	Winston-Salem	28	22	6	0	29	1.04
1999	Bowie St.	29	21	8	0	28	0.97
2000	Virginia St.	31	16	15	0	27	0.87
2001	Fayetteville St.	42	29	13	0	42	1.00
2002	Elizabeth City St.	32	21	11	0	32	1.00
2003	Miles	27	18	9	0	33	1.22
2004	Fayetteville St.	39	16	23	0	30	0.77
2005	Miles	30	16	14	0	24	0.80
2006	Paine	31	8	23	0	28	0.90

TRIPLES

Year	Team	G	W	L	T	3B	Avg.
1990	Wis.-Parkside	59	44	15	0	42	0.71
1991	California (Pa.)	58	47	11	0	37	0.64
1992	Mo. Southern St.	57	50	7	0	43	0.75
1993	Humboldt St.	55	45	10	0	43	0.78
1994	N.C. Central	27	17	10	0	35	1.30
1995	Norfolk St.	38	29	9	0	35	0.92
1996	Mo. Southern St.	56	45	11	0	47	0.84
1997	Norfolk St.	47	38	9	0	57	1.21
1998	Adelphi	43	22	21	0	33	0.77
1999	UC Davis	53	41	12	0	32	0.60
	Gannon	59	49	10	0	32	0.54
2000	Bloomsburg	62	49	12	1	36	0.58
2001	Fayetteville St.	42	29	13	0	42	1.00
2002	Elizabeth City St.	32	21	11	0	32	1.00
2003	Miles	27	18	9	0	33	1.22
2004	Fayetteville St.	39	16	23	0	30	0.77
	Fla. Southern	64	55	8	0	30	0.47
2005	Shippensburg	47	42	5	0	35	0.74
2006	Tiffin	68	55	11	2	36	0.53

HOME RUNS PER GAME

Year	Team	G	W	L	T	HR	Avg.
1990	Sacred Heart	44	38	5	1	31	0.70
1991	St. Augustine's	45	33	12	0	30	0.67
1992	Shaw	37	26	11	0	30	0.81
1993	Shippensburg	33	23	10	0	21	0.64
1994	N.C. Central	27	17	10	0	25	0.93
1995	N.C. Central	33	14	19	0	51	1.55
1996	Coker	51	48	3	0	52	1.02
1997	American Int'l	49	36	13	0	39	0.80
1998	Bowie St.	27	19	8	0	27	1.00
1999	Neb.-Kearney	43	39	4	0	53	1.23
2000	Mesa St.	56	44	12	0	58	1.04
2001	Mesa St.	54	42	12	0	98	1.81
2002	California (Pa.)	41	34	7	0	53	1.29
2003	Miles	27	18	9	0	31	1.15
2004	Henderson St.	47	34	13	0	54	1.15
2005	Lynn	61	54	7	0	88	1.44
2006	Mesa St.	43	21	22	0	83	1.93

HOME RUNS

Year	Team	G	W	L	T	HR	Avg.
1990	Wis.-Parkside	59	44	15	0	42	0.71
1991	St. Augustine's	45	33	12	0	36	0.80
1992	Elon	47	37	10	0	40	0.85
1993	N.C. Central	29	22	7	0	28	0.97
1994	N.C. Central	27	17	10	0	35	1.30
1995	N.C. Central	33	14	19	0	51	1.55
1996	Wis.-Parkside	71	64	6	1	62	0.87

Year	Team	G	W	L	T	HR	Avg.
1997	UC Davis	60	52	7	1	42	0.70
1998	Coker	57	54	3	0	51	0.89
1999	Ala.-Huntsville	74	62	12	0	77	1.04
2000	Bloomsburg	62	49	12	1	62	1.00
2001	Mesa St.	54	42	12	0	98	1.81
2002	California (Pa.)	41	34	7	0	53	1.29
2003	UC Davis	68	53	15	0	61	0.90
2004	Henderson St.	47	34	13	0	54	1.15
2005	Lynn	61	54	7	0	88	1.44
2006	Mesa St.	43	21	22	0	83	1.93
	Regis (Colo.)	63	48	15	0	83	1.32

STOLEN BASES PER GAME

Year	Team	G	W	L	T	SB	SBA	Avg.
1990	N.C. Central	29	18	11	0	187	194	6.45
1991	St. Augustine's	45	33	12	0	416	446	9.24
1992	N.C. Central	29	18	11	0	250	268	8.62
1993	N.C. Central	29	22	7	0	236	249	8.14
1994	N.C. Central	27	17	10	0	193	200	7.15
1995	St. Paul's	24	4	20	0	179	190	7.46
1996	Winston-Salem	24	11	13	0	203	221	8.46
1997	Kentucky St.	23	15	8	0	124	127	5.39
1998	Winston-Salem	28	22	6	0	238	251	8.50
1999	Kentucky St.	32	24	8	0	245	248	7.66
2000	Kentucky St.	29	25	4	0	189	196	6.52
2001	Shaw	42	23	19	0	218	242	5.19
2002	Kentucky St.	30	23	7	0	173	176	5.77
2003	Miles	27	18	9	0	185	198	6.85
2004	St. Augustine's	27	10	17	0	122	138	4.52
2005	Fort Valley St.	44	21	23	0	205	224	4.66
2006	Miles	41	25	16	0	208	234	5.07

STOLEN BASES

Year	Team	G	W	L	T	SB	SBA	Avg.
1990	Washburn	48	38	10	0	221	235	4.60
1991	St. Augustine's	45	33	12	0	416	446	9.24
1992	N.C. Central	29	18	11	0	250	268	8.62
1993	N.C. Central	29	22	7	0	236	249	8.14
1994	Norfolk St.	48	42	6	0	259	275	5.40
1995	Fla. Southern	51	42	9	0	191	202	3.75
1996	Winston-Salem	24	11	13	0	203	221	8.46
1997	Norfolk St.	47	38	9	0	236	246	5.02
1998	Winston-Salem	28	22	6	0	238	251	8.50
1999	Kentucky St.	32	24	8	0	245	248	7.66
2000	Kentucky St.	29	25	4	0	189	196	6.52
2001	Shaw	42	23	19	0	218	242	5.19
2002	N.C. Central	36	9	27	0	167	189	4.64
2003	Shaw	44	30	14	0	207	234	5.74
2004	Albany St.	64	24	39	1	158	179	2.47
2005	Fort Valley St.	44	21	23	0	205	224	4.66
2006	Miles	41	25	16	0	208	234	5.07

SLUGGING PERCENTAGE

Year	Team	G	W	L	T	AB	TB	Pct.
1990	N.C. Central	29	18	11	0	740	393	.531
1991	St. Augustine's	45	33	12	0	1,089	604	.555
1992	Shaw	37	26	11	0	913	572	.627
1993	Merrimack	45	39	6	0	1,266	699	.552
1994	N.C. Central	27	17	10	0	710	516	.727
1995	N.C. Central	33	14	19	0	877	623	.710
1996	Norfolk St.	31	24	7	0	896	550	.614
1997	Norfolk St.	47	38	9	0	1,271	802	.631
1998	Winston-Salem	28	22	6	0	742	479	.646
1999	Kentucky St.	32	24	8	0	828	530	.640
2000	Kentucky St.	29	25	4	0	746	496	.665
2001	Mesa St.	54	42	12	0	1,444	945	.654
2002	California (Pa.)	41	34	7	0	1,120	650	.580
2003	Miles	27	18	9	0	737	599	.813
2004	Kentucky St.	35	27	8	0	918	607	.661
2005	Miles	30	16	14	0	797	487	.611
2006	N.C. Central	51	35	16	0	1,392	805	.578

TOTAL BASES

Year	Team	G	W	L	T	AB	TB	Pct.
1990	Bloomsburg	53	46	7	0	1,590	755	.475
1991	Augustana (S.D.)	66	61	4	1	1,865	837	.449
1992	Cal St. East Bay	61	49	12	0	1,674	750	.448
1993	Augustana (S.D.)	73	59	14	0	1,957	939	.480
1994	Neb.-Omaha	66	55	11	0	1,772	915	.516
1995	California (Pa.)	55	48	7	0	1,502	830	.553
1996	Wis.-Parkside	71	64	6	1	1,969	998	.507
1997	UC Davis	60	52	7	1	1,720	882	.513
1998	North Dakota St.	80	64	17	0	2,131	1,048	.492
1999	Ala.-Huntsville	74	62	12	0	1,935	1,111	.574
2000	Bloomsburg	62	49	12	1	1,797	980	.545
2001	Mesa St.	54	42	12	0	1,444	945	.654
2002	St. Mary's (Tex.)	69	58	11	0	1,900	853	.449
2003	UC Davis	68	53	15	0	1,828	877	.480
2004	Kennesaw St.	70	64	6	0	1,919	929	.484
2005	Ala.-Huntsville	68	56	12	0	1,902	944	.496
2006	Regis (Colo.)	63	48	15	0	1,747	991	.567

EARNED-RUN AVERAGE

Year	Team	G	W	L	T	IP	R	ER	ERA
1982	Bloomsburg	32	28	4	0	231.0	34	20	0.61
1983	Southern Conn. St.	28	18	9	1	234.2	73	14	0.42
1984	Sacred Heart	48	42	6	0	359.2	33	11	0.21
1985	Cal St. Northridge	81	62	19	0	649.1	67	29	0.31
1986	Sacred Heart	43	31	12	0	310.2	33	11	0.25
1987	Sacred Heart	47	40	7	0	337.0	40	17	0.35
1988	Cal St. Bakersfield	64	54	9	1	460.1	104	45	0.68
1989	Cal St. Dom. Hills	58	35	22	1	404.0	100	34	0.59
1990	Augustana (S.D.)	55	47	8	0	374.0	65	35	0.66
1991	Emporia St.	61	51	10	0	392.0	55	34	0.61
1992	Cal St. Bakersfield	68	52	16	0	460.0	73	38	0.58
1993	Barry	51	38	13	0	332.1	88	36	0.76
1994	Cal St. Bakersfield	57	52	5	0	375.0	52	30	0.56
1995	Carson-Newman	45	35	10	0	286.2	80	29	0.71
1996	Coker	51	48	3	0	302.0	45	30	0.70
1997	California (Pa.)	58	53	5	0	382.0	52	32	0.59
1998	Kennesaw St.	50	47	3	0	331.0	38	29	0.61
1999	Hawaii Pacific	51	44	6	1	351.0	41	32	0.64
2000	Lewis	61	50	11	0	421.1	67	39	0.65
2001	UC Davis	58	44	14	0	396.2	65	41	0.72
2002	Barry	59	44	15	0	412.0	78	41	0.70
2003	Le Moyne	57	47	10	0	370.2	60	34	0.64
2004	Caldwell	52	45	7	0	353.2	51	25	0.49
2005	Lynn	61	54	7	0	410.2	73	43	0.73
2006	Lock Haven	60	56	4	0	394.2	53	31	0.55

FIELDING PERCENTAGE

Year	Team	G	W	L	T	PO	A	E	Pct.
1982	Wayne St. (Mich.)	35	22	13	0	788	119	43	.955
1983	Truman	39	29	10	0	805	399	41	.967
1984	Cal St. Northridge	65	51	12	2	1434	351	46	.975
1985	Stephen F. Austin	61	56	5	0	1303	341	46	.973
1986	Bloomsburg	47	42	5	0	948	340	39	.971
1987	Cal St. Northridge	65	58	7	0	1224	575	48	.974
1988	Cal St. Northridge	66	53	13	0	1382	481	57	.970
1989	Cal St. Northridge	81	62	19	0	1714	640	72	.970
1990	Cal St. Northridge	72	51	21	0	1496	586	48	.977
1991	Emporia St.	61	51	10	0	1,188	749	48	.976
1992	Bloomsburg	48	43	5	0	958	353	40	.970
1993	Carson-Newman	35	31	4	0	678	295	27	.973
1994	Cal St. Bakersfield	57	52	5	0	1,127	430	37	.977
1995	Cal St. Bakersfield	53	40	13	0	1,086	466	45	.972
1996	California (Pa.)	50	45	5	0	984	466	27	.982
1997	St. Cloud St.	47	30	17	0	964	293	33	.974
1998	Southern Ind.	63	46	17	0	1,281	512	43	.977
1999	Hawaii Pacific	51	44	6	1	1,052	366	27	.981
2000	Fla. Southern	62	46	16	0	1,277	421	39	.978
2001	Armstrong Atlantic	47	33	14	0	933	409	33	.976
2002	Neb.-Omaha	55	46	10	0	1,100	584	32	.981
2003	Grand Valley St.	55	49	6	0	1,112	351	29	.981
2004	Mo. Western St.	50	31	19	0	1,008	438	36	.976
2005	Humboldt St.	66	60	6	0	1,330	454	36	.980
2006	SIU Edwardsville	63	52	11	0	1,276	497	33	.982

DOUBLE PLAYS PER GAME

Year	Team	G	W	L	T	DP	Avg.
1990	St. Leo	37	15	22	0	29	0.78
1991	Shepherd	41	26	15	0	28	0.68
1992	Bridgeport	48	38	10	0	37	0.77
1993	Stonehill	25	3	22	0	18	0.72
1994	Stonehill	35	10	25	0	28	0.80
1995	Alderson-Broaddus	39	29	10	0	45	1.15
1996	Stonehill	29	8	21	0	24	0.83
1997	St. Andrews	38	9	29	0	27	0.71
1998	Bloomsburg	48	39	9	0	30	0.63
1999	Fayetteville St.	32	13	19	0	20	0.63
2000	S.C.-Aiken	60	31	29	0	34	0.57
2001	Belmont Abbey	50	24	25	1	39	0.78
2002	S.C.-Aiken	51	25	26	0	29	0.57
2003	Fayetteville St.	36	22	14	0	22	0.61
2004	Fayetteville St.	39	16	23	0	18	0.46

Year	Team	G	W	L	T	DP	Avg.
2005	Queens (N.Y.)	43	20	23	0	29	0.67
2006	Central Wash.	45	20	25	0	26	0.58

DOUBLE PLAYS

Year	Team	G	W	L	T	DP	Avg.
1990	St. Leo	37	15	22	0	29	0.78
1991	Ky. Wesleyan	51	27	24	0	31	0.61
	Emporia St.	61	51	10	0	31	0.51
1992	Bridgeport	48	38	10	0	37	0.77
1993	Merrimack	45	39	6	0	28	0.62
1994	Stonehill	35	10	25	0	28	0.80
1995	Alderson-Broaddus	39	29	10	0	45	1.15
1996	Chaminade	39	14	25	0	31	0.79
1997	St. Andrews	38	9	29	0	27	0.71
1998	Wis.-Parkside	60	40	20	0	31	0.52
1999	Incarnate Word	60	36	24	0	32	0.53
2000	S.C.-Aiken	60	31	29	0	34	0.57
2001	Belmont Abbey	50	24	25	1	39	0.78
2002	S.C.-Aiken	51	25	26	0	29	0.57
	Lynn	55	31	24	0	29	0.53
	Augustana (S.D.)	67	49	18	0	29	0.43
2003	Ala.-Huntsville	64	46	18	0	35	0.55
2004	Valdosta St.	65	30	35	0	24	0.37

Year	Team	G	W	L	T	DP	Avg.
2005	San Fran. St.	64	43	21	0	30	0.47
2006	Regis (Colo.)	63	48	15	0	33	0.52

WINNING PERCENTAGE

Year	Team	G	W	L	T	*Pct.
1990	Sacred Heart	44	38	5	1	.875
1991	Augustana (S.D.)	66	61	4	1	.932
1992	Bloomsburg	48	43	5	0	.896
1993	Carson-Newman	35	31	4	0	.886
1994	Kennesaw St.	52	48	4	0	.923
1995	Hampton	45	42	3	0	.933
1996	Coker	51	48	3	0	.941
1997	California (Pa.)	58	53	5	0	.914
1998	Coker	57	54	3	0	.947
1999	Neb.-Kearney	43	39	4	0	.907
2000	Winston-Salem	34	32	2	0	.941
2001	Neb.-Omaha	60	54	6	0	.900
2002	Armstrong Atlantic	47	40	7	0	.851
2003	Grand Valley St.	55	49	6	0	.891
2004	Kennesaw St.	70	64	6	0	.914
2005	Northern Ky.	57	55	2	0	.965
2006	Lock Haven	60	56	4	0	.933

**Ties counted as half win, half loss.*

2006 Most-Improved Division II Softball Teams

School (Coach)	2005 Won	2005 Lost	2005 Tied	2006 Won	2006 Lost	2006 Tied	*Imp.
Northwest Mo. St. (Susan Anderson)	12	42	0	40	15	0	27½
Northern Ky. (Kathryn Stewart)	14	29	0	41	21	2	17½
Fla. Gulf Coast (David Dieros)	33	18	0	58	9	0	17
Southwest Minn. St. (Shawn Semler)	22	25	0	41	12	0	16
Tiffin (Brian Campbell)	34	22	0	55	11	2	16
Cal St. Bakersfield (Kathy Welter)	32	22	0	52	12	0	15
Incarnate Word (Kevin Jannusch)	24	27	0	46	19	0	15
Valdosta St. (Thomas Macera)	26	39	0	41	24	0	15
Lock Haven (Kelley Green)	34	10	0	56	4	0	14
St. Edward's (Amy Coulter)	27	31	0	45	22	0	13½
Dominican (N.Y.) (Rick Krasny)	19	26	0	37	19	0	12½
GC&SU (Ginger Miller)	24	17	0	45	13	0	12½
Northwest Nazarene (Julie Coert)	12	42	0	23	28	0	12½
Henderson St. (Richie Bruister)	24	28	0	39	19	0	12
West Virginia St. (Bob Allen)	22	24	0	41	20	1	11½
Millersville (Kathy Cummings)	15	28	0	30	21	0	11
Neb.-Omaha (Jeanne Tostenson-Scarpello)	35	23	1	47	13	0	11
Bemidji St. (Sis Paulsen)	6	33	0	16	22	0	10½
Eastern N.M. (Armondo Quiroz)	20	29	0	33	21	0	10½
Lenoir-Rhyne (Shena Hollar)	35	16	1	52	12	1	10½

**To determine games improved, add the difference in victories between the two seasons to the difference in losses, then divide by two. Ties not counted. This includes postseason games.*

USA Today/National Fastpitch Coaches Association Division II Final Poll

2003
1. UC Davis
2. GC&SU
3. North Dakota St.
4. St. Mary's (Tex.)
5. Le Moyne
6. West Fla.
7. Shippensburg
8. North Fla.
9. Wayne St. (Mich.)
10. Barry
11. Cal St. Bakersfield
12. St. Cloud St.
13. Angelo St.
14. Bloomsburg
14. Grand Valley St.
16. Armstrong Atlantic
17. Neb.-Omaha
18. Ala.-Huntsville
19. California (Pa.)
Humboldt St.
21. Ashland
22. Kennesaw St.
23. C.W. Post
24. Southeastern Okla.
25. Western N.M.

2004
1. Angelo St.
2. Fla. Southern
3. St. Cloud St.
4. Shippensburg
5. Kennesaw St.
6. Western N.M.
7. Caldwell
8. Northern Ky.
9. Humboldt St.
10. UC-Colo. Spgs.
11. Armstrong Atlantic
12. Ala.-Huntsville
13. Concordia-St. Paul
14. Grand Valley St.
15. St. Mary's (Tex.)
16. Cal St. Bakersfield
17. Kutztown
18. North Fla.
Rollins
20. North Dakota St.
21. Merrimack
22. Bloomsburg
23. Lewis
24. Neb.-Omaha
25. Texas-Woman's

2005
1. Lynn
2. Kennesaw St.
3. Northern Ky.
4. St. Mary's (Tex.)
5. Bloomsburg
6. San Fran. St.
7. Concordia-St. Paul
8. Le Moyne
9. Shippensburg
10. Central Okla.
11. Emporia St.
12. Humboldt St.
13. West Fla.
14. Angelo St.
14. Ala.-Huntsville
16. S.C. Upstate
17. North Fla.
18. SIU Edwardsville
19. Fla. Southern
20. Northwood
21. C.W. Post
22. Caldwell
23. Lock Haven
24. Cal St. Chico
25. Columbus St.

2006
1. Lock Haven
2. Emporia St.
3. Fla. Southern
4. Cal St. Bakersfield
5. Central Okla.
6. GC&SU
7. SIU Edwardsville
8. Humboldt St.
9. Le Moyne
10. Ala.-Huntsville
11. Concordia-St. Paul
12. Bloomsburg
13. Cal St. Dom. Hills
14. Incarnate Word
15. Northern Ky.
C.W. Post
17. Lenoir-Rhyne
18. Shippensburg
19. San Fran. St.
20. Valdosta St.
St. Mary's (Tex.)
22. Southern Ind.
23. Armstrong Atlantic
24. Augustana (S.D.)
25. Caldwell

Division III Records

Individual Records 78
Individual Leaders 79
Annual Individual Champions..... 92
Team Records 97
Team Leaders 98
Annual Team Champions..... 104
2006 Most-Improved Teams 107
USA Today/National Softball Coaches
Association Division III Final Poll..... 107

Individual Records

Official NCAA softball records began with the 1982 season and are based on information submitted to the NCAA statistics service by institutions participating in the statistics rankings. Official career records of players include only those years in which they competed in Division III. Annual individual champions in runs, bases on balls, toughest to strike out, slugging percentage and saves were added in 1990, along with annual team champions in home runs, triples, doubles, stolen bases, slugging percentage and double plays. In statistical rankings, the rounding of percentages and/or averages may indicate ties where none exist. In these cases, the numerical order of the rankings is accurate.

Batting

GAMES
Season
57—Jill Kristof, Wis.-Stevens Point, 1998
Career
206—Michelle Carlson, TCNJ, 1991-92, 94-95

AT-BATS
Game
10—Jodi Jurgelon, Cortland St. vs. Le Moyne, April 28, 1992 (21 inn.)
Season
192—Maren Schrader, Wheaton (Mass.), 2001 (51 games)
Career
653—Jeanne Hengemuhle, TCNJ, 1989-92 (200 games)

RUNS
Game
7—Six times, most recent: Allyson Wolff, St. Joseph's (L.I.) vs. Medgar Evers, April 18, 1998
Season
84—Michelle Carlson, TCNJ, 1995 (54 games)
Career
229—Nikki Conway, St. Thomas (Minn.), 2003-06 (189 games)

RUNS PER GAME
Season
2.60—Allyson Wolff, St. Joseph's (L.I.), 1998 (65 in 25 games)

St. Thomas (Minnesota) Sports Information

Nikki Conway completed her career at St. Thomas (Minnesota) in 2006 as Division III's career runs scored leader, with 229, scoring 64 as a senior. She also belted 17 home runs last year to finish third on the career list with 48.

HITS
Game
8—Jane Weymouth, New England Col. vs. Pine Manor, April 9, 1991
Season
101—Michelle Carlson, TCNJ, 1995 (54 games)
Career
299—Michelle Carlson, TCNJ, 1991-92, 94-95 (206 games)

BATTING AVERAGE
Season (Min. 60 at-bats)
.697—Hillary Peart, Lehman, 1997 (46 of 66)
Career
.578—Colleen Parker, Salem St. 1997-98 (126 of 218)

CONSECUTIVE HITS
13—Kim Glodek, Lycoming, April 23, 1993-March 26, 1994; Michelle DeCoursey, Brockport St., April 7-9, 1997

CONSECUTIVE GAMES HITTING STREAK
Career
44—Heather Bortz, Moravian, April 15, 2003-April 17, 2004

DOUBLES
Game
4—Michelle Lovelady, Wheaton (Ill.) vs. North Park, April 27, 1993; Lorie Kochanski, Delaware Valley vs. DeSales, March 27, 1997; Amy Stutler, Rose-Hulman vs. Sewanee, Feb. 27, 2000; Heather Peters, Chapman vs. DePauw, March 27, 2000; Claire Kopko, Denison vs. Wilmington (Del.), March 30, 2005
Season
33—Kim Sears, Wheaton (Mass.), 1998 (50 games)
Career
69—Dina Terceira, Wheaton (Mass.), 1996-99 (187 games); Kim Sears, Wheaton (Mass.) 1997-00 (193 games)

DOUBLES PER GAME
Season
0.92—Lisa Lake, Trinity (Conn.), 1987 (11 in 12 games)

TRIPLES
Game
4—Lauren Lavigne, Plymouth St. vs. Fitchburg St., April 23, 1992
Season
17—Jeanne Hengemuhle, TCNJ, 1991 (51 games)
Career
41—Angela Vecchione, Bridgewater St., 1998-01 (182 games)

TRIPLES PER GAME
Season
0.65—Lisa Sullivan, McDaniel, 1986 (11 in 17 games)

HOME RUNS
Inning
2—Jami Hillenbrand, Bethel (Minn.) vs. Carleton, April 14, 1997; Katie Mertz, Cedar Crest vs. Rosemont, March 18, 2000; Avery Heidenreich, St. Thomas (Minn.) vs. St. Benedict, April 28, 2001
Game
4—Giovanna Roberson, Hunter vs. Medgar Evers, April 22, 1998
Season
24—Mandy Carnes, Muskingum, 2002 (48 games)
Career
59—Mandy Carnes, Muskingum, 2000-03 (198 games)

HOME RUNS PER GAME
Season
0.53—Michelle Zawoiski, Wilkes, 1983 (eight in 15 games)

GRAND SLAMS
Inning
2—Jami Hillenbrand, Bethel (Minn.) vs. Carleton, April 14, 1997

TOTAL BASES
Game
18—Giovanna Roberson, Hunter vs. Medgar Evers, April 22, 1998
Season
204—Michelle Carlson, TCNJ, 1995 (54 games)
Career
540—Michelle Carlson, TCNJ, 1991-92, 94-95 (206 games)

SLUGGING PERCENTAGE
Season (Min. 60 at-bats)
1.259—Michelle Carlson, TCNJ, 1995 (204 total bases in 162 at-bats)
Career
1.020—Renee Hellert, New England Col., 1998-01 (305 total bases in 299 at-bats)

RUNS BATTED IN
Game
12—Giovanna Roberson, Hunter vs. Medgar Evers, April 22, 1998
Season
96—Michelle Carlson, TCNJ, 1995 (54 games)
Career
257—Michelle Carlson, TCNJ, 1991-92, 94-95 (206 games)

RUNS BATTED IN PER GAME
Season
2.87—Rachel Clayton, Bates, 1988 (43 in 15 games)

SACRIFICE HITS
Season
30—Jeana Baker, Simpson, 2004 (39 games)
Career
80—Heather Reedy, Central (Iowa), 1990-93 (169 games)

BASES ON BALLS
Game
6—Kris Malone, Aurora vs. Trinity (Ill.), April 12, 1989
Season
43—Mariann Shumbo, Eastern Conn. St., 1986 (47 games)
Career
106—Brenda Bowers, Ohio Northern, 1984-87 (106 games); Mariann Shumbo, Eastern Conn. St., 1985-88 (166 games)

BASES ON BALLS PER GAME
Season
2.56—Ann Farrissey, Mount Holyoke, 1982 (23 in nine games)

INTENTIONAL BASES ON BALLS
Season
10—Gretchen Ruecker, Pacific Lutheran, 2005 (36 games)
Career
31—Mandy Carnes, Muskingum, 2000-03 (198 games)

STOLEN BASES
Game
7—Laura Galopim, Regis (Mass.) vs. Curry, March 30, 1994; Melinda Mendez, Monmouth (Ill.) vs. Cornell College, April 9, 1994
Season
67—JoAnn Heckethorn, TCNJ, 1994 (52 games)
Career
158—Jennifer Kypta, Maryville (Mo.), 2001-04 (151 games)

STOLEN BASES PER GAME
Season
2.38—Laura Galopim, Regis (Mass.), 1994 (50 in 21 games)

STOLEN-BASE PERCENTAGE
Best Perfect Season
1.000—Carrie Brown, Messiah, 1990 (38 of 38)
Career (Min. 50 attempts)
.982—Beth Laputka, Rutgers-Camden, 2002-04 (55 of 56)

CONSECUTIVE SUCCESSFUL STOLEN BASES
Career
68—Rose Kuchwara, Marywood, April 23, 1996-April 16, 1998

Pitching

GAMES
Season
48—Lisa Wymer, Methodist, 1986; Nan Duga, Springfield, 2001
Career
150—Nan Duga, Springfield, 1998-01

GAMES STARTED
Season
46—Katie Mullinix, Salisbury, 2002
Career
140—Jennifer Segner, Muskingum, 1997-00

COMPLETE GAMES
Season
45—Lisa Wymer, Methodist, 1986 (45 games started)
Career
125—Janice Lemchak, Kean, 1986-89 (133 games started)

INNINGS
Game
18.0—Lori Nelson, Wis.-Whitewater vs. Wis.-Parkside, March 29, 1985
Season
307.2—Lisa Wymer, Methodist, 1986 (48 games)
Career
889.1—Janice Lemchak, Kean, 1986-89 (137 games)

VICTORIES
Season
40—Jennifer Segner, Muskingum, 2000 (three losses)
Career
120—Erica Hoyt, Muskingum, 2003-06 (14 losses)

CONSECUTIVE VICTORIES
35—Janet Nagle, St. Thomas (Minn.), March 5, 2005-April 26, 2006

WINNING PERCENTAGE
Season (Min. 20 decisions)
.966—Rose Kalisak, TCNJ, 1984 (28-1)
Career (Min. 50 decisions)
.924—Erine Grove, TCNJ, 1991-94 (61-5)

SAVES
Season
11—Brittany Dearing, Willamette, 2005
Career
16—Karen Guckenberger, Wis.-Stevens Point, 2000-03

EARNED-RUN AVERAGE
Season (Min. 100 innings)
0.18—Amy Baudouin, Aurora, 1985 (three earned runs in 120.0 inn.)
Career (Min. 300 innings)
0.48—Gina LaMandre, TCNJ, 1982-85 (46 earned runs in 672.0 inn.)

SHUTOUTS
Season
25—Kelly Schade, Simpson, 1999 (37 victories)
Career
77—Kelly Schade, Simpson, 1996-99 (113 victories)

CONSECUTIVE SCORELESS INNINGS
Season
75—Laurie Machuga, Allegheny, March 25-April 29, 1994

STRIKEOUTS
Game
21—Jennifer Martinez, St. Joseph's (L.I.) vs. Mt. St. Mary (N.Y.), April 9, 2006
Game (seven innings)
21—Jennifer Martinez, St. Joseph's (L.I.) vs. Mt. St. Mary (N.Y.), April 9, 2006
Season
375—Kim Jeffs, Plymouth St., 2003 (236 innings)
Career
1,121—Kelly Schade, Simpson, 1996-99 (857.1 innings)

STRIKEOUT RATIO
(Strikeouts per seven innings)
Season
15.17—Jennifer Martinez, St. Joseph's (L.I.), 2006 (315 in 145.1 inn.)
Career
10.83—Kim Jeffs, Plymouth St., 2002-05 (1,109 in 717.0 inn.)

St. Joseph's (Long Island) Sports Information

Jennifer Martinez, a junior at St. Joseph's (Long Island), led Division III with a 0.34 earned-run average in 2006, and set the record for strike-outs per seven innings with 15.17.

Fielding

PUTOUTS
Season
478—Chris Engle, Coe, 2006

ASSISTS
Season
141—Rachel Brinkman, Coe, 2006

ERRORS
Game
9—Lisa Twomey, Keuka vs. Elmira, May 9, 1988

CONSECUTIVE ERRORLESS GAMES
Career
107—Sherrie Scholten, Hope, March 20, 1989-March 18, 1992 (193 total chances)

Individual Leaders

SINGLE-GAME RECORDS

Batting

AT-BATS

No.	Player, Team vs. Opponent	Date
10	Jodi Jurgelon, Cortland St. vs. Le Moyne (21 inn.)	April 28, 1992
9	Shelly Baker, Cortland St. vs. Le Moyne (21 inn.)	April 28, 1992
9	Nancy Bryant, Cortland St. vs. Le Moyne (21 inn.)	April 28, 1992
8	Many players	

RUNS

No.	Player, Team vs. Opponent	Date
7	Allyson Wolff, St. Joseph's (L.I.) vs. Medgar Evers	April 18, 1998
7	Sara Maniscalco, Manhattanville vs. Lehman	March 27, 1996
7	Brandy Valentine, North Central (Ill.) vs. North Park	April 15, 1995
7	Kim Glodek, Lycoming vs. Upsala	March 26, 1994
7	Jane Weymouth, New England Col. vs. Pine Manor	April 9, 1991
7	Laura Keeney, Binghamton vs. Hunter	May 8, 1987
6	Jessica Terrusa, Baruch vs. York (N.Y.)	March 30, 2002
6	Rebecca Ashley, Greensboro vs. Salem	Feb. 26, 2002
6	Mara Sharpe, Greensboro vs. Salem	Feb. 26, 2002
6	Tracie Souther, Greensboro vs. Salem	Feb. 26, 2002
6	Kelsey Williams, Gettysburg vs. Centenary (N.J.)	March 15, 2000
6	Christine Lamberti, St. Joseph's (L.I.) vs. Medgar Evers	April 18, 1998
6	Jennifer Garin, St. Mary's (Minn.) vs. St. Catherine's	April 21, 1997
6	Tina Valentino, Aurora vs. Judson	April 24, 1995
6	Vicki Dahlen, North Central (Ill.) vs. North Park	April 15, 1995
6	Gina Tropiano, Misericordia vs. Neumann	April 8, 1995
6	Tressa Brown, Lycoming vs Upsala	March 26, 1994
6	Justine Girardi, Lycoming vs. Upsala	March 26, 1994
6	Sue Leuthner, Lycoming vs. Upsala	March 26, 1994
6	Colleen Quinn, Mass.-Boston vs. Mass. Maritime	April 25, 1991
6	Robin Martin, Skidmore vs. Utica/Rome	April 23, 1989
6	Chris Van Buskirk, Aurora vs. Trinity (Ill.)	April 12, 1989
6	Barbara Schifano, Ramapo vs. Upsala	April 5, 1988
6	Chris Peloquin, Wesleyan (Conn.) vs. Connecticut Col.	1988
6	Julie Barrett, Mass.-Boston vs. Emmanuel (Mass.)	May 2, 1987
6	Jennifer Bertrand, McDaniel vs. Washington (Md.)	April 26, 1986

HITS

No.	Player, Team vs. Opponent	Date
8	Jane Weymouth, New England Col. vs. Pine Manor	April 9, 1991
6	Jen Wenger, Messiah vs. Albright	April 25, 1998
6	Giovanna Roberson, Hunter vs. Medgar Evers	April 22, 1998
6	Holly Stevens, Simpson vs. Buena Vista (13 inn.)	May 14, 1995
6	Angie Paulsen, Edgewood vs. Maranatha Baptist	April 18, 1995

No.	Player, Team vs. Opponent	Date
6	Amy Ambrosius, Edgewood vs. Maranatha Baptist	April 17, 1995
6	Kim Glodek, Lycoming vs. Upsala (1st game)	March 26, 1994
6	Kim Glodek, Lycoming vs. Upsala (2nd game)	March 26, 1994
6	Marcy Strohecker, New England Col. vs. Pine Manor	April 9, 1991
6	Rachel Clayton, Bates vs. Wesleyan (Conn.)	April 21, 1988
6	Rachel Clayton, Bates vs. Wesleyan (Conn.)	May 7, 1987
6	Alisa Fox, Chris. Newport vs. Averett (11 inn.)	April 23, 1987

DOUBLES

No.	Player, Team vs. Opponent	Date
4	Claire Kopko, Denison vs. Wilmington (Del.)	March 30, 2005
4	Heather Peters, Chapman vs. DePauw	March 27, 2000
4	Amy Stutler, Rose-Hulman vs. Sewanee	Feb. 27, 2000
4	Lorie Kochanski, Delaware Valley vs. DeSales	March 27, 1997
4	Michelle Lovelady, Wheaton (Ill.) vs. North Park	April 27, 1993
3	Several players	

TRIPLES

No.	Player, Team vs. Opponent	Date
4	Lauren Lavigne, Plymouth St. vs. Fitchburg St.	April 23, 1992
3	Linsey Longstreth, Ohio Wesleyan vs. Denison	April 23, 2004
3	Tara Wisz, Montclair St. vs. St. Thomas (Minn.)	April 27, 1999
3	Annie O'Connor, Ursinus vs. Dickinson	March 29, 1997
3	Lisa Klingensmith, Allegheny vs. Muskingum	April 29, 1994
3	Rochell Vandenlangenberg, Wis.-La Crosse vs. Wis.-Superior	April 14, 1994
3	Jennifer Maurer, Methodist vs. St. Andrews	1994
3	Marcia Shields, St. Joseph's (Me.) vs. Georgian Court	May 13, 1993
3	Claudia Henemyre, McDaniel vs. Gettysburg	April 27, 1992
3	Renee Leo, Rowan vs. Upsala	March 22, 1988
3	Erin Whitley, Millikin vs. Ill. Wesleyan	April 14, 1987

HOME RUNS

No.	Player, Team vs. Opponent	Date
4	Giovanna Roberson, Hunter vs. Medgar Evers	April 22, 1998
3	Juli Johnston, Muskingum vs. Heidelberg	April 25, 2005
3	Lara Stone, Cortland St. vs. Brockport St.	March 31, 2004
3	Erin O'Connell, Wis.-Stout vs. Wis.-Superior	April 21, 2003
3	Mandy Carnes, Muskingum vs. Baldwin-Wallace	April 18, 2003
3	Beth Shaw, Wis.-Platteville vs. Wis.-Oshkosh	April 19, 2001
3	April Harned, Salisbury vs. Chowan	April 14, 2001
3	Amanda Kent, St. John Fisher vs. Oswego St.	April 28, 2000
3	Sarah McLean, Southern Me. vs. Me.-Farmington	April 13, 2000
3	Liz Constantini, Clarke vs. Mount St. Clare	March 16, 2000
3	Robyn Mendygral, Wilkes vs. Drew	April 14, 1999
3	Kim Sears, Wheaton (Mass.) vs. MIT	April 13, 1999
3	Laura Lent, Bates vs. Me.-Presque Isle	April 10, 1999
3	Keri Rouse, Geneseo St. vs. Medaille	April 1, 1999
3	Michelle DeCoursey, Brockport St. vs. Rochester Inst.	April 25, 1997
3	Janetta Trecroce, Ursinus vs. Gettysburg	April 21, 1997
3	Michelle Carlson, TCNJ vs. Kean	May 12, 1995
3	Samantha Dutily, Regis (Mass.) vs. Gordon	April 27, 1995
3	Heidi Stevens, Cal Lutheran vs. Occidental	March 27, 1995
3	Jen Harris, Baldwin-Wallace vs. Muskingum	April 16, 1993
3	Dawn Hosler, Wilkes vs. Marywood	April 9, 1992
3	Tracy Ciaglia, Wm. Paterson vs. Rutgers-Camden	April 25, 1990
3	Sandra Decker, Worcester St. vs. Rhode Island Col.	April 30, 1985

RUNS BATTED IN

No.	Player, Team vs. Opponent	Date
12	Giovanna Roberson, Hunter vs. Medgar Evers	April 22, 1998
11	Cherylyn Pinkerton, Geneseo St. vs. Randolph-Macon	March 23, 1999
11	Karyn Ericson, Aurora vs. Judson	April 24, 1995
10	Carin Piacente, Cortland St. vs. Fredonia St.	April 26, 2003
10	April Harned, Salisbury vs. Chowan	April 14, 2001
9	Rebecca Ashley, Greensboro vs. Salem	Feb. 26, 2002
9	Jenny Ferries, Pacific Lutheran vs. George Fox	March 3, 2000
9	Laura Lent, Bates vs. Me.-Presque Isle	April 10, 1999
9	Christine Lamberti, St. Joseph's (L.I.) vs. Medgar Evers	April 18, 1998
9	Teri Chester, Case Reserve vs. Lake Erie	April 1, 1997
9	Suzanne Stanley, Staten Island vs. Lehman	April 18, 1994
9	Tanya Nunez, Williams vs. Wesleyan (Conn.)	May 1, 1993
9	Jennifer Fields, Chris. Newport vs. Methodist	April 17, 1993
9	Lynn Nagy, Wis.-Platteville vs. Beloit	April 7, 1993
9	Lynder Smith, Methodist vs. Bennett	1991
9	Stephanie Bailey, Alma vs. Rollins	March 1, 1990
9	Sandra Decker, Worcester St. vs. Rhode Island Col.	April 30, 1985

TOTAL BASES

No.	Player, Team vs. Opponent	Date
18	Giovanna Roberson, Hunter vs. Medgar Evers	April 22, 1998
16	Juli Johnston, Muskingum vs. Heidelberg	April 25, 2005
16	Laura Lent, Bates vs. Me.-Presque Isle	April 10, 1999
15	Keri Rouse, Geneseo St. vs. Medaille	April 1, 1999
14	Jenny Madden, Benedictine (Ill.) vs. Concordia (Ill.)	April 9, 1991
13	April Harned, Salisbury vs. Chowan	April 14, 2001
13	Liz Constantini, Clarke vs. Mount St. Clare	March 16, 2000
13	Julie Backof, McDaniel vs. Moravian	March 20, 1998
13	Michelle Carlson, TCNJ vs. Kean	May 12, 1995
13	Brandy Valentine, North Central (Ill.) vs. North Park	April 15, 1995
13	Heidi Stevens, Cal Lutheran vs. Occidental	March 27, 1995
13	Dawn Hosler, Wilkes vs. Marywood	April 9, 1992
13	Sandra Decker, Worcester St. vs. Rhode Island Col.	April 30, 1985
12	Lara Stone, Cortland St. vs. Brockport St.	March 31, 2004
12	Beth Shaw, Wis.-Platteville vs. Wis.-Oshkosh	April 19, 2002
12	Amanda Kent, St. John Fisher vs. Oswego St.	April 28, 2000
12	Sarah McLean, Southern Me. vs. Me.-Farmington	April 13, 2000
12	Robyn Mendygral, Wilkes vs. Drew	April 14, 1999
12	Kim Sears, Wheaton (Mass.) vs. MIT	April 13, 1999
12	Christine Lamberti, St. Joseph's (L.I.) vs. Medgar Evers	April 18, 1998
12	Julie Backof, McDaniel vs. Gettysburg	April 26, 1997
12	Michelle DeCoursey, Brockport St. vs. Rochester Inst.	April 25, 1997
12	Janetta Trecroce, Ursinus vs. Gettysburg	April 21, 1997
12	Jessica Laney, New England vs. Albright	March 24, 1997
12	Renee Altaffer, Mass.-Boston vs. Mass. Liberal Arts	April 29, 1995
12	Samantha Dutily, Regis (Mass.) vs. Gordon	April 27, 1995
12	Donna Pronovost, Western New Eng. vs. Western Conn. St.	April 23, 1994
12	Jen Harris, Baldwin-Wallace vs. Muskingum	April 16, 1993
12	Tracy Ciaglia, Wm. Paterson vs. Rutgers-Camden	April 25, 1990

BASES ON BALLS

No.	Player, Team vs. Opponent	Date
6	Kris Malone, Aurora vs. Trinity (Ill.)	April 12, 1989
5	Emily Johnson, Oberlin vs. Lake Erie	April 11, 2005
5	Maggie Combs, Wooster vs. Wentworth Inst.	March 11, 2003
5	Angela Johnson, Cedar Crest vs. Chestnut Hill	March 26, 1999
5	Janine Wuschke, Mass.-Boston vs. Eastern Nazarene	April 24, 1997
5	Jackie Rolek, DeSales vs. Eastern	March 21, 1996
5	Melinda Carpenter, Albany (N.Y.) vs. New Paltz St.	May 10, 1995
5	Karen Gratrix, Muhlenberg vs. DeSales	April 16, 1991
5	Heather Crowley, Marietta vs. Otterbein	April 20, 1990
5	Peggy Kingston, Binghamton vs. Hunter	May 8, 1987
5	Mary Strong, Binghamton vs. Hunter	May 8, 1987
5	Mariann Shumbo, Eastern Conn. St. vs. Western Conn. St.	April 15, 1986
5	Kim Saunders, Chris. Newport vs. N.C. Wesleyan	March 12, 1986
5	Sue King, Marywood vs. Elmira	April 22, 1985

STOLEN BASES

No.	Player, Team vs. Opponent	Date
7	Melinda Mendez, Monmouth (Ill.) vs. Cornell College	April 9, 1994
7	Laura Galopim, Regis (Mass.) vs. Curry	March 30, 1994
6	Kristy Zielinski, New Jersey City vs. Lehman	April 7, 1999
6	Gena Schwartz, Martin Luther vs. Northwestern (Minn.)	May 9, 1997
6	Randi Carine, Wheaton (Mass.) vs. Fredonia St.	March 20, 1997
6	Erin Betourney, Roger Williams vs. Mass. Liberal Arts	April 21, 1996
6	Kristen Hedrick, Wheaton (Mass.) vs. Hamilton	March 20, 1996
6	Susan Lynch, Regis (Mass.) vs. Suffolk	May 25, 1995
6	Tammy Brandt, Wis.-Eau Claire vs. Mt. Senario	April 14, 1995
6	Samantha Dutily, Regis (Mass.) vs. Emmanuel (Mass.)	April 3, 1995
6	Lori Tilkens, Beloit vs. Wilmington (Ohio)	March 8, 1994
6	Kelly Duhart, Ramapo vs. Upsala	April 5, 1988
6	Kate Broga, Westfield St. vs. Western New Eng.	1982

Pitching

INNINGS

No.	Player, Team vs. Opponent	Date
18.0	Lori Nelson, Wis.-Whitewater vs. Wis.-Parkside	March 29, 1985
17.0	Doris Ann Vacca, Ramapo vs. Bloomfield	April 26, 1990
16.0	Amy Herba, Oneonta St. vs. Buffalo St.	May 1, 2004
15.0	Heidi Bergstrom, Wis.-Eau Claire vs. Roanoke	May 20, 2000
15.0	Sherilyn Daniels, Monmouth (Ill.) vs. Augustana (Ill.)	March 20, 1997
15.0	Sherilyn Daniels, Monmouth (Ill.) vs. Coe	May 4, 1996
15.0	Julie Hoffman, Alma vs. Calvin	May 6, 1995
15.0	Shauna Koolhaas, Calvin vs. Alma	May 6, 1995
15.0	Paige Losey, Neb. Wesleyan vs. Dana	April 15, 1993
15.0	Chanel Finzen, Buena Vista vs. TCNJ	May 21, 1984
15.0	Gina LaMandre, TCNJ vs. Buena Vista	May 21, 1984
15.0	Chanel Finzen, Buena Vista vs. Sonoma St.	May 13, 1983
15.0	Tina Woodring, Sonoma St. vs. Buena Vista	May 13, 1983

STRIKEOUTS

No.	Player, Team vs. Opponent	Date
21	Jennifer Martinez, St. Joseph's (L.I.) vs. Mt. St. Mary (N.Y.)	April 9, 2006
20	Jennifer Martinez, St. Joseph's (L.I.) vs. Farmingdale	March 31, 2006
20	Joyce DeWitz, Gust. Adolphus vs. Concordia-M'head (11 inn.)	April 9, 2005
20	Laurie Agresti, Wilkes vs. King's (Pa.) (10 inn.)	April 24, 2004
20	Hayley Hallstrom, Augustana (Ill.) vs. Benedictine (Ill.) (8 inn.)	April 13, 2002
20	Kim Jeffs, Plymouth St. vs. Fitchburg St. (8 inn.)	April 10, 2002
20	Courtney Zollars, Denison vs. Wooster (9 inn.)	April 7, 2002
20	Sarah Zaslaw, Western Conn. St. vs. Keene St. (10 inn.)	April 22, 2001
20	Christy Guidorizzi, Chapman vs. Allegheny	May 19, 1995
19	Jennifer Martinez, St. Joseph's (L.I.) vs. Old Westbury (G1/DH)	April 15, 2006
19	Kelly D'Angelo, Elmira vs. Utica	April 10, 2005
19	Sandi Clark, Louisiana Col. vs. Southern U.	Feb. 21, 2004
19	Kim Jeffs, Plymouth St. vs. Coast Guard	May 10, 2003
19	Kim Jeffs, Plymouth St. vs. New England Col. (9 inn.)	April 14, 2002
19	Sarah O'Malley, Rutgers-Camden vs. Centenary (N.J.)	March 29, 2001
19	Laurie Machuga, Allegheny vs. Westminster (Pa.)	May 7, 1995
18	Jennifer Martinez, St. Joseph's (L.I.) vs. Manhattanville	April 30, 2006
18	Jennifer Martinez, St. Joseph's (L.I.) vs. Old Westbury (G2/DH)	April 15, 2006
18	Julia Skenandore, Marian (Wis.) vs. Concordia (Wis.) (12 inn.)	May 1, 2004
18	Sarah Zaslaw, Western Conn. St. vs. Keene St. (14 inn.)	April 14, 2002
18	Betsy Ahearn, Bridgewater St. vs. Salem St.	April 13, 2002
18	Kelly Schade, Simpson vs. Coe (10 inn.)	April 24, 1999
18	Laurie Machuga, Allegheny vs. Baldwin-Wallace	April 24, 1996
18	Laurie Machuga, Allegheny vs. Muskingum	April 29, 1994
18	Rachel Bishop, Worcester St. vs. Me.-Presque Isle	April 1, 1992
18	Lori Nelson, Wis.-Whitewater vs. Wis.-Parkside	March 29, 1985

STRIKEOUTS IN A SEVEN-INNING GAME

No.	Player, Team vs. Opponent	Date
21	Jennifer Martinez, St. Joseph's (L.I.) vs. Mt. St. Mary (N.Y.)	April 9, 2006
20	Jennifer Martinez, St. Joseph's (L.I.) vs. Farmingdale	March 31, 2006
20	Christy Guidorizzi, Chapman vs. Allegheny	May 19, 1995
19	Jennifer Martinez, St. Joseph's (L.I.) vs. Old Westbury (G1/DH)	April 15, 2006
19	Kelly D'Angelo, Elmira vs. Utica	April 10, 2005
19	Sandi Clark, Louisiana Col. vs. Southern U.	Feb. 21, 2004
19	Kim Jeffs, Plymouth St. vs. Coast Guard	May 10, 2003
19	Sarah O'Malley, Rutgers-Camden vs. Centenary (N.J.)	March 29, 2001
18	Jennifer Martinez, St. Joseph's (L.I.) vs. Manhattanville	April 30, 2006
18	Jennifer Martinez, St. Joseph's (L.I.) vs. Old Westbury (G2/DH)	April 15, 2006
18	Betsy Ahearn, Bridgewater St. vs. Salem St.	April 13, 2002
17	Amanda Herberger, St. John Fisher vs. St. Lawrence	April 23, 2006
17	Laurel Sagartz, Washington-St. Louis vs. Ill. Wesleyan	April 9, 2006
17	Michelle Schlichtig, Rutgers-Camden vs. Swarthmore	April 8, 2004
17	Kelly Schade, Simpson vs. Marietta	March 7, 1999
17	Hallie Jones, Rutgers-Camden vs. St. Elizabeth	April 11, 1985
17	Hallie Jones, Rutgers-Camden vs. Bloomfield	April 6, 1985
16	Kristin Amran, St. Mary's (Ind.) vs. Goshen	April 26, 2006
15	Meagan Hennessy, Moravian vs. Susquehanna	April 1, 2006
15	Laurel Sagartz, Washington-St. Louis vs. Rochester	March 14, 2006
15	Laurel Sagartz, Washington-St. Louis vs. Maryville (Tenn.)	May 8, 2004
15	Meagan Hennessy, Moravian vs. Widener	April 24, 2004
15	Amy Kulisky, Simpson vs. Wis.-Platteville	March 15, 2003
15	Betsy Ahearn, Bridgewater St. vs. Mass. Maritime	April 23, 2002
15	Amy Kulisky, Simpson vs.Upper Iowa	April 20, 2002
15	Kelly Schade, Simpson vs. Upper Iowa	April 7, 1999
15	Kelly Schade, Simpson vs. Wm. Paterson	March 6, 1999
15	Kelly Schade, Simpson vs. Upper Iowa	May 1, 1998
15	Kelly Schade, Simpson vs. Marietta	March 9, 1997

Miscellaneous

CONSECUTIVE GAMES HITTING STREAK

No.	Player, Team	Dates
44	Heather Bortz, Moravian	April 15, 2003-April 17, 2004
36	Jill Van Wychen, Wis.-Stevens Point	March 16-April 27, 2003
33	Maren Schrader, Wheaton (Mass.)	March 31-April 29, 2001
33	Angie Adams, Adrian	March 21, 1997-1998
32	Lisa Cancilla, Chapman	March 19-May 10, 1996
30	Jessamine Maiben, Chapman	May 11, 1995-March 22, 1996
30	Sue Schrader, Neb. Wesleyan	May 13, 1993-April 22, 1994
29	Liz Swary, Washington-St. Louis	March 5-April 13, 2002
29	Amy Ruffo, Worcester St.	May 2, 1998-May 22, 1999
29	Carrie Scott, Hope	March 30, 1998-April 20, 1999
28	J.J. Berbenich, Marywood	April 16, 1983-May 7, 1984
27	Danielle Guccia, St. John Fisher	April 15, 1999-March 14, 2000
27	Michelle Byrnes, Nichols	March 15-April 27, 1995
26	Michele Vogt, Wilson	March 4-April 30, 2000
26	Hedy Daylo, Martin Luther	March 24, 1998-March 25, 1999
26	Jill Herman, TCNJ	March 24-April 25, 1990
25	Donna Sambone, Hunter	April 3-May 7, 1997
25	Michelle Carlson, TCNJ	March 14-April 19, 1994
24	Brandy Valentine, North Central (Ill.)	April 4-May 1, 1993
23	Audrey Lench, Gust. Adolphus	March 28-April 21, 2004
23	Amanda Opperman, Baldwin-Wallace	March 11-April 10, 2001
23	Melissa Norman, Mass. Liberal Arts	March 24-April 29, 1995

CONSECUTIVE HITS

No.	Player, Team	Dates
13	Michelle DeCoursey, Brockport St.	April 7-9, 1997
13	Kim Glodek, Lycoming	April 23, 1993-March 26, 1994
10	Molly Parrott, Central (Iowa)	May 11-14, 2001
9	Hilary South, D'Youville	April 23-24, 2004
7	Kaja Martinson, St. Thomas (Minn.)	March 25-26, 2004
7	Shannon Moore, St. Thomas (Minn.)	May 22, 2002-March 22, 2003
6	Michelle Wong, St. Thomas (Minn.)	March 25-April 2, 2005
6	Liz Swary, Washington-St. Louis	March 20-21, 2004
6	Maritza Padilla, Redlands	Feb. 7-13, 2004

CONSECUTIVE SUCCESSFUL STOLEN BASES

No.	Player, Team	Dates
68	Rose Kuchwara, Marywood	April 23, 1996-April 16, 1998
65	Laura Galopim, Regis (Mass.)	April 20, 1993-May 4, 1994
54	Rachel Butler, Alma	April 24, 1991-May 5, 1993
53	Beth Laputka, Rutgers-Camden	March 18-2002-April 24, 2003
51	Kara Smith, Mary Washington	March 11, 1995-April 16, 1996
49	Alisa Fox, Chris. Newport	March 9, 1985-March 27, 1987
48	Kelly Sciss, Delaware Valley	March 17, 1992-April 9, 1994
43	Karyn Ericson, Aurora	March 19, 1992-May 13, 1995
37	Carley Rutledge, Wesleyan (Conn.)	March 16-April 26, 1996
35	Suzanne Brion, Wis.-Stout	May 6, 1995-April 19, 1996
33	Alison Leslie, Redlands	April 20, 2004-May 15, 2005
33	Maren Schrader, Wheaton (Mass.)	March 31-April 29, 2001
33	Tanya Thear, Moravian	March 21, 1992-April 28, 1994
32	Gena Schwartz, Martin Luther	April 2, 1998-April 28, 1999
31	Debra Rodriguez, Hunter	March 29, 1997-April 29, 1999
31	Leanne Shoop, Eastern Conn. St.	March 22, 1990-March 25, 1992
31	Tanya Allen, Skidmore	1989-90
30	Donna Sambone, Hunter	April 4, 1994-May 7, 1997
29	Tammy Brandt, Wis.-Eau Claire	March 15-May 6, 1995

CONSECUTIVE VICTORIES

No.	Player, Team	Dates
35	Janet Nagle, St. Thomas (Minn.)	March 5, 2005-April 26, 2006
32	Janet Nagle, St. Thomas (Minn.)	March 20, 2004-March 5, 2005
32	Jennifer Segner, Muskingum	March 12-April 28, 2000
29	Jennifer Segner, Muskingum	March 23-May 14, 1999
28	Rose Kalisak, TCNJ	March 17-May 21, 1984
24	Karen Stefanowicz, TCNJ	March 12-May 6, 1995
23	Dani Keiffer, Muskingum	March 31-May 20, 2001
22	Elaine Gratrix, Muhlenberg	March 19, 1988-May 13, 1989
21	Becky Koenig, TCNJ	April 3-May 17, 1992
20	Colleen Oswald, Rowan	March 3-April 11, 2006
20	Melissa Korb, Pacific Lutheran	March 6-May 15, 1999
19	Stephanie Adamshick, Cortland St.	March 7-April 29, 2004
19	Emily Grimes, Central (Iowa)	April 28, 1992-May 15, 1993
18	Melissa Korb, Pacific Lutheran	March 8-May 16, 2002
18	Kelly Schade, Simpson	May 9, 1997-March 29, 1998
18	Kim Sammartino, Ursinus	March 19-May 12, 1996
18	Janetta Trecroce, Ursinus	March 19-May 10, 1996

CONSECUTIVE SCORELESS INNINGS PITCHED

No.	Player, Team	Dates
75	Laurie Machuga, Allegheny	March 25-April 29, 1994
68	Kate Enochs, Benedictine (Ill.)	April 13-29, 1995
64	Kelly Schade, Simpson	April 9-29, 1998
62.2	Melissa Korb, Pacific Lutheran	March 16-April 23, 2002
57	Brenda Vigness, Central (Iowa)	1988
54	Amy Ernst, Coe	April 2-23, 2005
53.1	Amy Ernst, Coe	March 6-26, 2005
52	Michelle Schlichtig, Rutgers-Camden	April 19-May 6, 2006
52	Kelly Schade, Simpson	March 28-April 18, 1999
50	Dina DeAquino, Montclair St.	April 16-29, 1987
45	Lauren Peloquin, Amherst	March 30-April 16, 2000
41	Sandi Clark, Louisiana Col.	March 6-27, 2004
40	Diane Catalano, Wm. Paterson	April 6-20, 2002
40	Melinda Carpenter, Albany (N.Y.)	May 1-13, 1995
39	Kelly King, St. Mary's (Minn.)	April 12-23, 1997
39	Janetta Trecroce, Ursinus	April 11-27, 1996
37	Kelly Schade, Simpson	May 8-21, 1999
37	Kelly Schade, Simpson	March 13-29, 1998
35	Jackie Demling, Wheaton (Mass.)	March 20-April 6, 2003
35	Leslie Lance, Cortland St.	April 22-May 2, 1997

No.	Player, Team	Dates
35	Amy Croll, Moravian	March 9-April 2, 1996
34	Christy Guidorizzi, Chapman	April 22-May 15, 1995
34	Christia Mohan, Eastern Conn. St.	May 22, 1989-April 8, 1990

SEASON RECORDS

Batting

AT-BATS

Player, Team	Year	Cl.	G	AB
Maren Schrader, Wheaton (Mass.)	2001	So.	51	192
JoDell Bendickson, Wis.-Eau Claire	1998	Jr.	55	190
Carla Kampschmidt, Muskingum	2001	So.	53	183
Sarah Weinke, Wis.-Eau Claire	1998	So.	55	183
Carol Maioran, TCNJ	1984	Jr.	50	178
Lauren Dix, Emory	2001	So.	50	177
Jeanne Hengemuhle, TCNJ	1990	So.	52	177
Jill Kristof, Wis.-Stevens Point	1998	Jr.	57	176
JoAnn Heckethorn, TCNJ	1994	Sr.	52	176
Lea Ann Morgan, Central (Iowa)	1986	Fr.	56	176
Marissa Van Cleef, Rutgers-Camden	2006	Fr.	49	175
Kari Hoying, Muskingum	2006	So.	52	174
Jen Wilder, St. John Fisher	1999	Sr.	50	174
Danielle Friot, Cortland St.	1998	Sr.	49	174
Kim Sears, Wheaton (Mass.)	1998	So.	50	174
Karri Meinen, Wis.-Eau Claire	1998	So.	55	174
Jeanne Hengemuhle, TCNJ	1991	Jr.	51	173
Karen Youngman, TCNJ	1984	Sr.	52	173
Holly Morris, Roanoke	2001	Jr.	52	172
Kelli Enyart, Muskingum	1998	Sr.	52	172
Kelly Rutta, Wis.-Stevens Point	1998	Fr.	54	172

BATTING AVERAGE

(Minimum 2.0 at-bats per game played by team and 60 at-bats)

Player, Team	Year	Cl.	G	AB	Hits	Avg.
Hillary Peart, Lehman	1997	Jr.	18	66	46	.697
Michele Vogt, Wilson	1997	Fr.	20	74	47	.635
Renee Hellert, New England Col.	2001	Sr.	27	93	58	.624
Michelle Carlson, TCNJ	1995	Sr.	54	162	101	.623
Whitney Dunn, Catholic	1997	Sr.	22	60	37	.617
Angela DeVaul, North Park	1983	Fr.	19	60	37	.617
Colleen Parker, Salem St.	1998	So.	32	112	69	.616
Katie Norton, Suffolk	2000	Sr.	31	99	60	.606
Katherine Lord, Lasell	2000	Sr.	34	73	44	.603
Miguelina Reyes, Lehman	2006	Fr.	28	78	47	.603
Jessica Johnson, Wheaton (Mass.)	1995	Fr.	38	114	68	.596
Jen Quimby, Chatham	2005	Fr.	19	74	44	.595
Nicole Cefaratti, Buffalo St.	1998	Jr.	42	160	95	.594
Wendi DeFilippo, Lasell	2000	Fr.	34	81	48	.593
Michele Vogt, Wilson	1999	Jr.	25	80	47	.588
Melissa Tarpy, Endicott	1995	Fr.	23	63	37	.587
Kate Murphy, Rosemont	1993	Jr.	13	60	35	.583
Kristen Ochs, Hanover	1993	Jr.	26	72	42	.583
Sara Pray, Pine Manor	2000	So.	33	93	54	.581
Heather Van Zee, Gallaudet	1996	Jr.	26	81	47	.580
Linda Kieras, Elms	1994	So.	25	66	38	.576
Michelle Carlson, TCNJ	1994	Jr.	52	148	85	.574
Julie Backof, McDaniel	1997	Jr.	31	108	62	.574

RUNS PER GAME

(Minimum 30 runs)

Player, Team	Year	Cl.	G	R	Avg.
Allyson Wolff, St. Joseph's (L.I.)	1998	Fr.	25	65	2.60
Michele Vogt, Wilson	1997	Fr.	20	49	2.45
Tanya Allen, Skidmore	1989	Fr.	14	34	2.43
Kristyn Kurzawski, Rockford	1989	Sr.	14	32	2.29
Jaime Curley, St. Joseph's (L.I.)	1998	Jr.	25	51	2.04
Allyson Wolff, St. Joseph's (L.I.)	1999	So.	34	68	2.00
Shannan Fish, Mt. St. Mary (N.Y.)	1997	Jr.	18	36	2.00
Shannon Dugan, Salve Regina	1994	Sr.	21	42	2.00
Christine Vlahakis, Old Westbury	1993	Jr.	15	30	2.00
Marietta Calder, Mt. St. Mary (N.Y.)	1996	Sr.	18	35	1.94
Kristy Pfister, La Roche	2000	So.	31	59	1.90
Kathy Dobrunz, Martin Luther	1996	Sr.	19	36	1.89
Nicola Johnson, Rosemont	1994	Fr.	17	32	1.88
Tina Davis, Castleton St.	1994	So.	16	30	1.88
Traci LeBeau, Castleton St.	1994	So.	16	30	1.88
Vickie Shalian, Emmanuel (Mass.)	1998	Fr.	22	41	1.86
Michele Vogt, Wilson	2000	Sr.	28	52	1.86
Melissa Gaughan, New England Col.	1987	Fr.	21	39	1.86

La Verne's Kelley Silagyi led Division III with 1.40 runs per game in 2006, scoring 63 runs in 45 games in her senior season. The 63 runs is tied for the 10th-highest single-season total in Division III history.

La Verne Sports Information

RUNS

Player, Team	Year	Cl.	G	R
Michelle Carlson, TCNJ	1995	Sr.	54	84
JoAnn Heckethorn, TCNJ	1994	Sr.	52	79
Randi Carine, Wheaton (Mass.)	1997	Sr.	52	72
Crystal Feo, Rowan	1996	So.	41	71
Michelle Carlson, TCNJ	1994	Jr.	52	71
Allyson Wolff, St. Joseph's (L.I.)	1999	So.	34	68
Allyson Wolff, St. Joseph's (L.I.)	1998	Fr.	25	65
Nikki Conway, St. Thomas (Minn.)	2006	Sr.	52	64
Elizabeth Keenan, Brandeis	1999	So.	42	64
Kelley Silagyi, La Verne	2006	Sr.	45	63
Carrie Roffone, John Jay	2001	So.	31	63
Danielle Pease, Alma	1999	So.	52	62
Jeanne Hengemuhle, TCNJ	1991	Jr.	51	62
Carrie Embree, St. Thomas (Minn.)	2006	Jr.	52	61
Jennifer Doscher, Staten Island	2005	Sr.	41	61
Lisa Gentilella, Salisbury	2001	So.	46	61
Megan Hopper, Salisbury	1999	Sr.	45	61
Caroline Cubbage, Lynchburg	2006	Jr.	44	59
Kristy Kehoss, Western New Eng.	2006	Sr.	46	59
Kristy Pfister, La Roche	2000	So.	31	59
Allyson Wolff, St. Joseph's (L.I.)	2000	Jr.	39	59
Michele Dlugosz, King's (Pa.)	2000	So.	44	59
Yvonne Racgo, John Jay	1999	So.	35	59
Rachel Hudak, TCNJ	1995	Sr.	45	59
Jenn Flinn, Montclair St.	1995	Sr.	47	59

HITS

Player, Team	Year	Cl.	G	Hits
Michelle Carlson, TCNJ	1995	Sr.	54	101
Nicole Cefaratti, Buffalo St.	1998	Jr.	42	95
JoAnn Heckethorn, TCNJ	1994	Sr.	52	94
Kim Sears, Wheaton (Mass.)	1998	So.	50	92
Michelle Carlson, TCNJ	1994	Jr.	52	85
Maren Schrader, Wheaton (Mass.)	2001	So.	51	84
Carol Maioran, TCNJ	1984	Jr.	50	84
Joy Pittner, Rowan	1996	Sr.	41	83
Kari Hoying, Muskingum	2006	Sr.	52	82
Rachel Hudak, TCNJ	1994	Jr.	52	82
Carrie Embree, St. Thomas (Minn.)	2006	Jr.	52	80
Julia Best, Methodist	1999	So.	44	80
Lisa Cancilla, Chapman	1996	Sr.	49	80
Jessamine Maiben, Chapman	1996	So.	49	80
Libby Kestel, Buena Vista	1985	Sr.	49	80
Cassie Cunningham, Capital	2000	Sr.	44	79
Robin Selbst, TCNJ	1995	Sr.	54	79
Holly Morris, Roanoke	2000	Jr.	52	78
Amanda Johnson, Chowan	1999	So.	43	78
Jessica Johnson, Wheaton (Mass.)	1997	Jr.	51	78

DOUBLES PER GAME

(Minimum eight doubles)

Player, Team	Year	Cl.	G	2B	Avg.
Lisa Lake, Trinity (Conn.)	1987	Jr.	12	11	0.92
Hillary Peart, Lehman	1997	Jr.	18	16	0.89
Jen Quimby, Chatham	2005	Fr.	19	16	0.84
Kate Murphy, Rosemont	1993	Jr.	13	10	0.77
Katy Decker, Lawrence	1992	Sr.	16	12	0.75

Player, Team	Year	Cl.	G	2B	Avg.
Tara Dempsey, Lehman	2000	Fr.	25	18	0.72
Erica Petersen, Suffolk	1996	Jr.	24	17	0.71
Erica Petersen, Suffolk	1994	Fr.	22	15	0.68
Karri Alexion, Wentworth Inst.	1994	Jr.	12	8	0.67
Kim Sears, Wheaton (Mass.)	1998	So.	50	33	0.66
Julia Best, Methodist	1999	So.	44	29	0.66
Becky Bliss, Springfield	1996	Jr.	38	25	0.66
Dina Terciera, Wheaton (Mass.)	1996	Fr.	38	25	0.66
Michelle Tarzia, Western Conn. St.	1997	Sr.	40	25	0.63
Tara Dickert, Allegheny	1994	Jr.	40	25	0.63
Maryann Parsons, St. Joseph (Conn.)	1999	Fr.	26	16	0.62
Brandy Valentine, North Central (Ill.)	1993	Fr.	31	19	0.61
Marietta Calder, Mt. St. Mary (N.Y.)	1996	Sr.	18	11	0.61
Kimber Houston, Illinois Col.	1992	Sr.	18	11	0.61
Renee Lehmann, Regis (Mass.)	1995	Jr.	23	14	0.61

DOUBLES

Player, Team	Year	Cl.	G	2B
Kim Sears, Wheaton (Mass.)	1998	So.	50	33
Julia Best, Methodist	1999	So.	44	29
Erin Gross, Salisbury	2001	Sr.	46	26
Michelle Tarzia, Western Conn. St.	1997	Sr.	40	25
Becky Bliss, Springfield	1996	Jr.	38	25
Dina Terceira, Wheaton (Mass.)	1996	Fr.	38	25
Tara Dickert, Allegheny	1994	Jr.	40	25
Kim Kreimer, Thomas More	2006	Jr.	45	23
Lisa Cancilla, Chapman	1996	Sr.	49	23
Sara Durant, Ithaca	2003	So.	41	22
Kadie Tillema, La Verne	2001	Sr.	42	22
Jen Dodson, Salisbury	1998	Sr.	46	22
Michelle Carlson, TCNJ	1994	Jr.	52	22
Mandie Fuston, Piedmont	2005	Jr.	42	21
Jena Robertston, Rochester	2005	So.	45	21
Maggie Schaeffer, Arcadia	2004	Jr.	41	21
Ali Gerrish, Springfield	2003	Sr.	45	21
Sarah Cordill, Emory & Henry	2001	Jr.	39	21
Elizabeth Hampson, Emory	2001	Fr.	50	21
Lois Fyfe, Montclair St.	1992	Sr.	45	21

TRIPLES PER GAME

(Minimum seven triples)

Player, Team	Year	Cl.	G	3B	Avg.
Lisa Sullivan, McDaniel	1986	So.	17	11	0.65
Lisa Sullivan, McDaniel	1985	Fr.	15	9	0.60
Cheryl Wetmore, Rochester Inst.	1986	Sr.	21	10	0.48
Marcia Fichtelman, Ohio Northern	1985	So.	25	11	0.44
Karla Alderfer, East. Mennonite	1997	Jr.	19	8	0.42
Diana Burroughs, Albertus Magnus	1998	Sr.	24	10	0.42
Gwyn Jones, Millikin	1996	Jr.	24	10	0.42
Kim Kelly, Arcadia	1995	So.	24	10	0.42
Rhonda McLean, Wesleyan (Conn.)	1990	So.	17	7	0.41
Kelly Sciss, Delaware Valley	1994	Sr.	23	9	0.39
Anita DeFeo, TCNJ	1998	Sr.	39	15	0.38
Renee Hellert, New England Col.	2000	Jr.	26	10	0.38
Peggy Schmitt, Coe	1986	Fr.	29	11	0.38
Sandy Wise, SCAD	1997	Fr.	24	9	0.38
Jody Finch, Wheaton (Ill.)	1985	Sr.	19	7	0.37
Amanda Bludworth, Dallas	2002	So.	25	9	0.36
Dani Mortenson, Cornell College	1997	Sr.	25	9	0.36
Angie Morris, Earlham	1990	So.	25	9	0.36

TRIPLES

Player, Team	Year	Cl.	G	3B
Jeanne Hengemuhle, TCNJ	1991	Jr.	51	17
Anita DeFeo, TCNJ	1998	Sr.	39	15
Cathy Bounds, Manchester	2000	Sr.	41	14
Sarah French, Bridgewater (Va.)	1999	Fr.	47	13
Angela Vecchione, Bridgewater St.	1999	So.	47	12
Tara Wisz, Montclair St.	1999	Jr.	47	12
Kelly Fackler, Lynchburg	1996	Jr.	37	12
Joy Pittner, Rowan	1996	Sr.	41	12
Becky Klus, Hanover	1995	Fr.	36	12
Michelle Carlson, TCNJ	1995	Sr.	54	12
Christie Lotti, Rhode Island Col.	2006	So.	44	11
Emily Sunshine, Emory	2006	Sr.	47	11
Susan Pappathopoulos, Martin Luther	2005	Jr.	34	11
Brittany McLean, Pitt.-Bradford	2005	So.	41	11
Cindy Berres, Marian (Wis.)	2001	Sr.	37	11
Angela Vecchione, Bridgewater St.	2001	Sr.	42	11
Tamara Boggs, Emory	2000	Fr.	32	11
Krissy Medino, TCNJ	1999	Jr.	43	11
Trena Liggon, Lynchburg	1998	So.	38	11
Leslie Kobasa, N.C. Wesleyan	1997	Jr.	44	11
Kelly Fackler, Lynchburg	1995	So.	42	11
Sarah Svejda, N.C. Wesleyan	1995	So.	42	11
Anna Bowers, Va. Wesleyan	1992	Jr.	45	11
Lisa Sullivan, McDaniel	1986	So.	17	11
Peggy Schmitt, Coe	1986	Fr.	29	11
Marcia Fichtelman, Ohio Northern	1986	Jr.	33	11
Marcia Fichtelman, Ohio Northern	1985	So.	25	11
Rita Schulz, Benedictine (Ill.)	1984	Sr.	35	11
Laurie Koustik, La Verne	1984	Sr.	48	11

HOME RUNS PER GAME

(Minimum six home runs)

Player, Team	Year	Cl.	G	HR	Avg.
Rachel Clayton, Bates	1988	So.	15	8	0.53
Michelle Zawoiski, Wilkes	1983	Fr.	15	8	0.53
Sara Albert, Brandeis	2003	Jr.	26	13	0.50
Mandy Carnes, Muskingum	2002	Jr.	48	24	0.50
Carrie Roffone, John Jay	2001	So.	31	15	0.48
Trish Neary, Western Conn. St.	1987	Sr.	15	7	0.47
Renee Hellert, New England Col.	2001	Sr.	27	12	0.44
Lisa Sullivan, McDaniel	1988	Sr.	21	9	0.43
Carrie McVicker, John Carroll	1998	Sr.	34	14	0.41
Laura Fencik, Arcadia	2005	So.	44	18	0.41
Erin O'Connell, Wis.-Stout	2003	So.	37	15	0.41
Courtney Bongiolatti, Tufts	2005	Sr.	35	14	0.40
Michelle Carlson, TCNJ	1995	Sr.	54	21	0.39
Caroline Cubbage, Lynchburg	2006	Jr.	44	17	0.39
Michelle Carlson, TCNJ	1994	Jr.	52	20	0.38
Laura Fencik, Arcadia	2006	Jr.	37	14	0.38
Shannon Fritzke, Pacific Lutheran	2002	Sr.	37	14	0.38
Kim Sears, Wheaton (Mass.)	2000	Sr.	45	17	0.38
Jaime Bellettini, Brooklyn	2006	So.	24	9	0.38
Carrah Fisk, Keene St.	1999	Sr.	43	16	0.37
Jennifer Jimenez, Montclair St.	2006	Fr.	46	17	0.37
Deanna Hunt, Buffalo St.	1995	Jr.	46	17	0.37

HOME RUNS

Player, Team	Year	Cl.	G	HR
Mandy Carnes, Muskingum	2002	Jr.	48	24
Michelle Carlson, TCNJ	1995	Sr.	54	21
Michelle Carlson, TCNJ	1994	Jr.	52	20
Laura Fencik, Arcadia	2005	So.	44	18
Caroline Cubbage, Lynchburg	2006	Jr.	44	17
Jennifer Jimenez, Montclair St.	2006	Fr.	46	17
Nikki Conway, St. Thomas (Minn.)	2006	Sr.	52	17
Kim Sears, Wheaton (Mass.)	2000	Sr.	45	17
Deanna Hunt, Buffalo St.	1995	Jr.	46	17
Keri Brean, Plattsburgh St.	2006	Sr.	49	16
Stacey Preambo, King's (Pa.)	2004	Jr.	49	16
Carrah Fisk, Keene St.	1999	Sr.	43	16
Jessica Johnson, Wheaton (Mass.)	1997	Jr.	51	16
Meghan Sargent, Endicott	2006	Fr.	42	15
Ashley Pierce, Roanoke	2006	Sr.	44	15
Erica Moore, Ramapo	2006	Sr.	47	15
Allison Ratcliff, East Tex. Baptist	2004	So.	44	15
Erin O'Connell, Wis.-Stout	2003	So.	37	15
Carrie Raffone, John Jay	2001	So.	31	15
April Harned, Salisbury	2001	Sr.	46	15
Laura Remia, Ithaca	1999	So.	42	15
Stephanie Carew, Chapman	1997	So.	42	15

SLUGGING PERCENTAGE

(Minimum 2.0 at-bats per game played by team and 60 at-bats)

Player, Team	Year	Cl.	G	AB	TB	Pct.
Michelle Carlson, TCNJ	1995	Sr.	54	162	204	1.259
Sara Pray, Pine Manor	2000	So.	33	93	113	1.215
Michelle Carlson, TCNJ	1994	Jr.	52	148	177	1.196
Jaime Bellettini, Brooklyn	2006	So.	24	67	79	1.179
Carrie Roffone, John Jay	2001	So.	31	108	127	1.176
Miguelina Reyes, Lehman	2006	Fr.	28	78	89	1.141
Julie Backof, McDaniel	1997	Jr.	31	108	123	1.139
Stephanie Carew, Chapman	1997	So.	42	128	144	1.125
Renee Hellert, New England Col.	2001	Sr.	27	93	104	1.118
Mandy Carnes, Muskingum	2002	Jr.	48	136	152	1.118
Kristen Ochs, Hanover	1993	Jr.	26	72	80	1.111
Hillary Peart, Lehman	1997	Jr.	18	66	73	1.106
Sara Albert, Brandeis	2003	Jr.	26	79	87	1.101
Erica Petersen, Suffolk	1996	Jr.	24	90	98	1.089
Michele Vogt, Wilson	1997	Fr.	20	74	80	1.081
Tracie Spangenberg, Lawrence	1987	Fr.	19	62	67	1.081
Tara Dempsey, Lehman	2000	Fr.	25	80	84	1.050
Caroline Cubbage, Lynchburg	2006	Jr.	44	131	135	1.031
Kristen Ochs, Hanover	1994	Sr.	34	103	106	1.029
Jen Quimby, Chatham	2005	Fr.	19	74	76	1.027

RUNS BATTED IN PER GAME

(Minimum 25 runs batted in)

Player, Team	Year	Cl.	G	RBI	Avg.
Rachel Clayton, Bates	1988	So.	15	43	2.87
Chris Lamberti, St. Joseph's (L.I.)	1998	Jr.	24	57	2.38
Carrie Roffone, John Jay	2001	So.	31	73	2.35
Janet Kiss, Hamilton	1985	Jr.	14	30	2.14
Theresa Lindsay, Utica/Rome	1998	Sr.	22	47	2.14
Renee Hellert, New England Col.	2001	Sr.	27	57	2.11
Jaimee Smith, Gordon	1995	Sr.	17	35	2.06
Melissa Ivlow, Aurora	1991	Sr.	35	72	2.06
Lola Beckford, Lehman	1999	Fr.	18	37	2.06
Sara Pray, Pine Manor	2000	So.	33	66	2.00
Hillary Peart, Lehman	1997	Jr.	18	36	2.00
Mary Koselnak, Mt. St. Mary (N.Y.)	1995	Sr.	19	38	2.00
Adrienne Jester, Nazareth	1987	Sr.	13	26	2.00
Erica Petersen, Suffolk	1996	Jr.	24	47	1.96
Libby McCaffrey, Manhattanville	1996	Sr.	19	37	1.95
Kelly Hurley, Regis (Mass.)	1984	So.	14	27	1.93
Jaime Bellettini, Brooklyn	2006	So.	24	46	1.92
Suzanne Stanley, Staten Island	1994	Sr.	22	42	1.91
Betsy Nichols, Sewanee	1999	Fr.	23	43	1.87
Stephanie Ortona, Rutgers-Camden	1999	Jr.	15	28	1.87

RUNS BATTED IN

Player, Team	Year	Cl.	G	RBI
Michelle Carlson, TCNJ	1995	Sr.	54	96
Michelle Carlson, TCNJ	1994	Jr.	52	90
April Harned, Salisbury	2001	Sr.	46	79
Carrie Roffone, John Jay	2001	So.	31	73
Melissa Jones, Brandeis	1999	Sr.	42	73
Melissa Ivlow, Aurora	1991	Sr.	35	72
Karyn Ericson, Aurora	1995	Sr.	41	70
Kim Sears, Wheaton (Mass.)	2000	Sr.	45	69
Jen Smith, Misericordia	1995	Jr.	37	68
Kim Sears, Wheaton (Mass.)	1998	So.	50	67
Kaitlyn Bowman, Bridgewater (Va.)	2006	Fr.	41	66
Sara Pray, Pine Manor	2000	So.	33	66
Angela Constantine, Bridgewater St.	1994	Fr.	47	66
Mandy Carnes, Muskingum	2002	Jr.	48	65
Jessica Johnson, Wheaton (Mass.)	1997	Jr.	51	65
Kari Hoying, Muskingum	2006	So.	52	64
Maggie Schaeffer, Arcadia	2004	Jr.	41	64
Kari Whitney, Roanoke	2000	Sr.	48	64
Brandee Brower, Alma	2000	Sr.	50	64
Kelley Silagyi, La Verne	2006	Sr.	45	63
Laura Remia, Ithaca	2001	Sr.	45	63

SACRIFICE HITS

Player, Team	Year	Cl.	G	SH
Jeana Baker, Simpson	2004	Jr.	39	30
Maggie Combs, Wooster	2003	Jr.	35	26
Lisa Tom, Wis.-Oshkosh	2005	Sr.	40	25
Serena Fleming, Salisbury	2005	So.	49	25
Julie Beyer, Lynchburg	2004	So.	43	24
Lisa DiCristofaro, Lebanon Valley	2006	Sr.	39	23
Kristen Bissonnette, Fitchburg St.	2005	Jr.	36	23
Cole Adams, Transylvania	2005	Jr.	37	23
Cindy Guidice, Cortland St.	1999	Sr.	48	23
Beth Rohlena, Coe	2005	Sr.	43	22
Tara Gimmler, Augustana (Ill.)	2006	Sr.	42	21
Kristen Lugovich, Western Conn. St.	2006	So.	45	21
Megan Pilarcik, Gettysburg	2005	Sr.	41	21
Kim Rymer, Augustana (Ill.)	2005	So.	42	21
Erica Cutspec, Ithaca	2006	So.	47	20
Kim Huson, Cortland St.	2005	Sr.	42	20
Kaitlin Berardi, Curry	2005	Sr.	44	20
Libby Hammon, Hope	2004	Jr.	39	20
Amanda Nuyt, Maryville (Mo.)	2004	So.	41	20
Breamber Syverson, Wis.-River Falls	2006	Jr.	41	19
Courtney Sweeney, Rensselaer	2005	Fr.	30	19
Lindsey Gorske, Ripon	2005	Sr.	36	19
Katherine Searing, Chapman	2005	Jr.	37	19
LaToshia Burrell, Coe	2005	So.	43	19
Nicole Watkins, St. John Fisher	2005	Fr.	48	19
Lisa Schmied, Rowan	2002	So.	38	19
Angela Neu, Cortland St.	2001	So.	45	19

STOLEN BASES PER GAME

(Minimum 15 stolen bases)

Player, Team	Year	Cl.	G	SB	Avg.
Laura Galopim, Regis (Mass.)	1994	Sr.	21	50	2.38
Lynda Terry, New England Col.	1993	Sr.	10	22	2.20
Christine Vlahakis, Old Westbury	1993	Jr.	15	31	2.07
Laura Galopim, Regis (Mass.)	1993	Jr.	12	23	1.92
Vickie Shalian, Emmanuel (Mass.)	2000	Jr.	33	62	1.88
Jodi Rose, Maryville (Tenn.)	2000	Fr.	28	52	1.86
Lenee Woodson, Rosemont	1992	Sr.	9	16	1.78
Karri Alexion, Wentworth Inst.	1995	Sr.	15	26	1.73
Tammy Swartzlander, Eastern Nazarene	1995	Jr.	17	29	1.71
Leslie Fernandes, Regis (Mass.)	1990	Sr.	17	29	1.71
Alison Celona, Bethany (W.V.)	1983	Sr.	13	22	1.69
Stephanie Holt, Blackburn	1997	Jr.	31	52	1.68
Lisa Richard, Gordon	1995	Sr.	17	28	1.65
Wendy Dages, Wesleyan (Conn.)	1993	Sr.	14	23	1.64
Maria Colon, Lehman	1992	Fr.	16	26	1.63
Kristy Pfister, La Roche	2000	So.	31	50	1.61
Aziza Abuhamda, St. Elizabeth	1992	Jr.	15	24	1.60
Jen Revelle, Coast Guard	1989	So.	29	46	1.59

STOLEN BASES

Player, Team	Year	Cl.	G	SB
JoAnn Heckethorn, TCNJ	1994	Sr.	52	67
Michele Dlugosz, King's (Pa.)	2000	So.	44	63
Vickie Shalian, Emmanuel (Mass.)	2000	Jr.	33	62
Maren Schrader, Wheaton (Mass.)	2001	So.	51	55
Rachel Hudak, TCNJ	1995	Sr.	45	55
Anna Poulter, Wis.-River Falls	2004	Sr.	42	53
Jodi Rose, Maryville (Tenn.)	2000	Fr.	28	52
Stephanie Holt, Blackburn	1997	Jr.	31	52
Paula Eaton, Westfield St.	1992	Jr.	33	52
Randi Carine, Wheaton (Mass.)	1997	Sr.	52	51
Mary Greenway, Ferrum	2005	Fr.	51	50
Kristy Pfister, La Roche	2000	So.	31	50
Laura Galopim, Regis (Mass.)	1994	Sr.	21	50
Erin Pagel, Suffolk	2004	Jr.	36	49
Jennifer Kypta, Maryville (Mo.)	2003	Jr.	35	49
Chela Castano, Redlands	1987	Fr.	32	49
Katie Norton, Suffolk	2000	Sr.	31	48
Tiffany Miller, Rowan	1997	Sr.	40	48
Jessica Boumeester, St. Thomas (Minn.)	1999	Sr.	45	47
Rachel Butler, Alma	1994	Sr.	44	47
Erin Pagel, Suffolk	2003	So.	38	46
Suzanne Brion, Wis.-Stout	1996	Jr.	39	46
Crystal Feo, Rowan	1996	So.	41	46
Jen Revelle, Coast Guard	1989	So.	29	46
Jennifer Kypta, Maryville (Mo.)	2001	Fr.	42	45
Ashley Neese, Emory & Henry	2004	Sr.	42	44
Adrianne Cole, Mount Union	2000	Sr.	41	44
Yvette McNally, Cal Lutheran	1999	So.	34	44
Kristy Dudeck, Wis.-River Falls	1994	Jr.	45	44
Carla Oglesby, Methodist	1986	Sr.	39	44

STOLEN-BASE PERCENTAGE

(Best perfect seasons; minimum 0.5 attempts per game played by team)

Player, Team	Year	Cl.	G	SB	SBA	Pct.
Carrie Brown, Messiah	1990	Jr.	26	38	38	1.000
Kate Evers, Fontbonne	2005	So.	41	36	36	1.000
Samantha Fourcell, John Jay	1998	Fr.	30	36	36	1.000
Kelly Sciss, Delaware Valley	1993	So.	24	34	34	1.000
Rose Kuchwara, Marywood	1997	Jr.	28	33	33	1.000
Kate Broga, Westfield St.	1983	Sr.	32	33	33	1.000
Beth Laputka, Rutgers-Camden	2002	Fr.	39	31	31	1.000
Jennifer Boyett, Redlands	1992	Sr.	32	29	29	1.000
Michelle Jones, Wm. Paterson	1991	Sr.	44	29	29	1.000
Alisa Fox, Chris. Newport	1986	Jr.	33	28	28	1.000
Allyson Leslie, Redlands	2005	So.	36	27	27	1.000
Laura Austin, Fontbonne	2005	So.	46	27	27	1.000
Cyndi Candelaria, Wesley	1990	Fr.	19	27	27	1.000
Michele Vogt, Wilson	1999	Jr.	27	26	26	1.000
Becky Waughop, Augustana (Ill.)	1995	Jr.	34	26	26	1.000
Nicola Johnson, Rosemont	1994	Fr.	17	26	26	1.000
Gina Angoilillo, Mt. St. Vincent	2005	So.	29	25	25	1.000
Krissy Medino, TCNJ	1999	Jr.	43	25	25	1.000
Sarah Lovejoy, MacMurray	1996	Jr.	39	25	25	1.000
Denitra Howell, Waynesburg	1993	Sr.	24	25	25	1.000

BASES ON BALLS PER GAME

(Minimum 20 bases on balls)

Player, Team	Year	Cl.	G	BB	Avg.
Ann Farrissey, Mount Holyoke	1982	Sr.	9	23	2.56
Laura McLain, Mount Holyoke	1982	Fr.	9	20	2.22
Tanya Allen, Skidmore	1989	Fr.	14	26	1.86
Kathie Beebe, Elmira	1986	Jr.	15	27	1.80
Lynne Turner, Swarthmore	1982	Fr.	14	24	1.71

Player, Team	Year	Cl.	G	BB	Avg.
Morayma Allende, Lehman	1992	Jr.	14	22	1.57
Janine Wuschke, Mass.-Boston	1996	So.	17	26	1.53
Christine Ferrara, Suffolk	1991	Jr.	19	29	1.53
Liz Friedman, Wesleyan (Conn.)	1988	Fr.	14	21	1.50
Gillian Shadood, Hunter	1985	Fr.	17	25	1.47
Laura Doughty, New Jersey City	1983	Fr.	18	26	1.44
Brenda Bowers, Ohio Northern	1984	Fr.	21	30	1.43
Nancy Davis, Swarthmore	1982	So.	14	20	1.43
Terri Lowenstein, MIT	1988	Jr.	17	24	1.41
Stephanie Ash, Lawrence	1992	Fr.	16	22	1.38
Heather Cameron, Wesley	1988	So.	19	26	1.37

BASES ON BALLS

Player, Team	Year	Cl.	G	BB
Mariann Shumbo, Eastern Conn. St.	1986	So.	47	43
Liz Sisca, Wm. Paterson	2005	So.	49	42
Lani Cabral-Pini, Lesley	2006	Fr.	33	41
Allyson Wolff, St. Joseph's (L.I.)	2000	Jr.	39	40
Tonia Steinmetz, Wis.-Eau Claire	1991	Sr.	40	39
Christina Procacci, Swarthmore	2006	Sr.	40	38
Mariann Shumbo, Eastern Conn. St.	1988	Sr.	42	38
Kris Malone, Aurora	1991	Sr.	37	37
Heidi Benware, Plattsburgh St.	2006	Sr.	49	36
Lori Gudas, Chicago	1995	Sr.	39	36
Kris Malone, Aurora	1990	Jr.	37	36
Hope Favreau, St. Joseph's (Me.)	1988	So.	29	36
Eileen Hare, Wis.-Oshkosh	1987	So.	40	36
Amanda Attleberger, Linfield	2006	So.	48	35
Christina Procacci, Swarthmore	2005	Jr.	36	35
Kari McDonnell, Montclair St.	2003	So.	45	35
Kerry Bronnenkant, Brandeis	1999	Fr.	42	35
Karri Meinen, Wis.-Eau Claire	1999	Jr.	54	35
Debbie Ward, N.C. Wesleyan	1986	Jr.	37	35
Ashley Rogers, Wartburg	2006	So.	47	34
Lindsey Leitao, Methodist	2005	Sr.	41	34
Suann Adler, Edgewood	2001	Fr.	41	34
Cristina DeLeon, Redlands	1996	Jr.	39	34
Becky Younger, Methodist	1991	Jr.	38	34
Kate Titus, Muskingum	1989	So.	39	34

INTENTIONAL BASES ON BALLS

Player, Team	Year	Cl.	G	IBB
Gretchen Ruecker, Pacific Lutheran	2005	Jr.	36	10
Mandy Carnes, Muskingum	2003	Sr.	47	8
Lara Stone, Cortland St.	2004	Sr.	46	6

Pitching

GAMES

Player, Team	Year	Cl.	G
Nan Duga, Springfield	2001	Sr.	48
Lisa Wymer, Methodist	1986	So.	48
Erica Hoyt, Muskingum	2004	So.	47
Katie Mullinix, Salisbury	2002	Jr.	47
Jennifer Segner, Muskingum	2000	Sr.	46
Eleanor Schultz, Coe	2006	Fr.	44
Tammy Webber, Bridgewater St.	1998	Fr.	44
Erica Hoyt, Muskingum	2005	Jr.	43
Kristin Stock, Concordia (Ill.)	1998	Sr.	43
Abby Glawe, Wis.-Superior	2004	Sr.	42
Kelly Schade, Simpson	1999	Sr.	42
Jennifer Segner, Muskingum	1999	Jr.	42
Dina Deaquino, Montclair St.	1998	Sr.	42
Tina Clark, Va. Wesleyan	1988	Sr.	42
Tina Clark, Va. Wesleyan	1986	So.	42
Megan Donley, Wis.-Stout	2004	So.	41
Robin Bimson, Ithaca	2000	Sr.	41
Bonnie Benson, Smith	1999	Jr.	41
Kim Sears, Wheaton (Mass.)	1999	Jr.	41
Leslie Lance, Cortland St.	1998	Jr.	41
Colleen Sich, St. Thomas (Minn.)	1995	Jr.	41
Lois Fyfe, Montclair St.	1992	Sr.	41
Janice Lemchak, Kean	1988	Jr.	41
Lisa Wymer, Methodist	1985	Fr.	41

GAMES STARTED

Player, Team	Year	Cl.	GS
Katie Mullinix, Salisbury	2002	Jr.	46
Lisa Wymer, Methodist	1986	So.	45
Jennifer Segner, Muskingum	2000	Sr.	44
Tammy Webber, Bridgewater St.	1998	Fr.	42
Kristin Stock, Concordia (Ill.)	1998	Sr.	42
Tina Clark, Va. Wesleyan	1988	Sr.	42
Dina DeAquino, Montclair St.	1988	Sr.	42
Erica Hoyt, Muskingum	2005	Jr.	41
Colleen Sich, St. Thomas (Minn.)	1995	Jr.	41
Lisa Wymer, Methodist	1985	Fr.	41
Katie Wunderlich, Coast Guard	1999	So.	40
Mary Carpenter, Chris. Newport	1992	So.	40
Janice Lemchak, Kean	1988	Jr.	40
Bonnie Benson, Smith	1999	Jr.	39
Kelly Schade, Simpson	1999	Sr.	39
Kim Sears, Wheaton (Mass.)	1999	Jr.	39
Robin Bimson, Ithaca	2000	Sr.	38
Jennifer Segner, Muskingum	1999	Jr.	38
Allison Weller, Oneonta St.	1999	Sr.	38
Jennifer Segner, Muskingum	1998	So.	38
Shauna Koolhaas, Calvin	1997	Jr.	38
Nichole Sellergren, MacMurray	1996	Fr.	38
Colleen Sich, St. Thomas (Minn.)	1994	So.	38

COMPLETE GAMES

Player, Team	Year	Cl.	CG
Lisa Wymer, Methodist	1986	So.	45
Dina DeAquino, Montclair St.	1988	Sr.	40
Janice Lemchak, Kean	1988	Jr.	40
Katie Mullinix, Salisbury	2002	Jr.	39
Katie Wunderlich, Coast Guard	1999	So.	39
Tina Clark, Va. Wesleyan	1988	Sr.	39
Kim Sears, Wheaton (Mass.)	1999	Jr.	38
Allison Weller, Oneonta St.	1999	Sr.	38
Lisa Wymer, Methodist	1985	Fr.	38
Nan Duga, Springfield	2001	Sr.	37
Colleen Sich, St. Thomas (Minn.)	1994	So.	37
Janice Lemchak, Kean	1987	So.	37
Robin Bimson, Ithaca	2000	Sr.	36
Kristin Stock, Concordia (Ill.)	1998	Sr.	36
Tammy Webber, Bridgewater St.	1998	Fr.	36
Nichole Sellergren, MacMurray	1996	Fr.	36
Sue Spielbauer, William Penn	1996	Jr.	36
Tricia Hill, La Verne	1992	Sr.	36

INNINGS

Player, Team	Year	Cl.	IP
Lisa Wymer, Methodist	1986	So.	307.2
Nan Duga, Springfield	2001	Sr.	295.1
Katie Mullinix, Salisbury	2002	Jr.	287.2
Dina DeAquino, Montclair St.	1988	Sr.	276.1
Abby Glawe, Wis.-Superior	2004	Sr.	276.0
Janice Lemchak, Kean	1988	Jr.	273.1
Robin Bimson, Ithaca	2000	Sr.	272.0
Tina Clark, Va. Wesleyan	1988	Sr.	270.0
Kim Sears, Wheaton (Mass.)	1999	Jr.	264.0
Kelly Schade, Simpson	1999	Sr.	260.1
Megan Donley, Wis.-Stout	2004	So.	259.0
Katie Wunderlich, Coast Guard	1999	So.	256.1
Colleen Sich, St. Thomas (Minn.)	1995	Jr.	255.1
Tricia Hill, La Verne	1992	Sr.	254.1
Janice Lemchak, Kean	1986	Fr.	254.0
Eleanor Schultz, Coe	2006	Fr.	253.2
Jennifer Segner, Muskingum	2000	Sr.	253.2
Lisa Wymer, Methodist	1985	Fr.	253.0

Moravian's Meagan Hennessey wrapped up her career in 2006, ranked second in Division III career shutouts (52), fourth in complete games (105), sixth in innings pitched (819.2), wins (92) and strikeouts (876), and 10th in appearances (129) and starts (114). Her 0.91 career earned-run average ranks among Division III's top 15.

Moravian Sports Information

Player, Team	Year	Cl.	IP
Colleen Sich, St. Thomas (Minn.)	1994	So.	251.0
Kelly Schade, Simpson	1998	Jr.	250.1
Meagan Hennessy, Moravian	2005	Jr.	250.0
Shauna Koolhaas, Calvin	1997	Jr.	248.2
Jennie Varda, St. Scholastica	1998	Sr.	247.0
Allison Weller, Oneonta St.	1999	Sr.	245.1

WINNING PERCENTAGE

(Minimum 20 decisions)

Player, Team	Year	Cl.	W	L	Pct.
Rose Kalisak, TCNJ	1984	So.	28	1	.966
Becky Koenig, TCNJ	1992	So.	27	1	.964
Erine Grove, TCNJ	1994	Sr.	24	1	.960
Robyn Savitske, Endicott	2005	So.	23	1	.958
Christia Mohan, Eastern Conn. St.	1990	Sr.	22	1	.957
Erica Hoyt, Muskingum	2003	Fr.	21	1	.955
Erine Grove, TCNJ	1992	So.	21	1	.955
Becky Koenig, TCNJ	1991	Fr.	20	1	.952
Karen Stefanowicz, TCNJ	1996	Sr.	19	1	.950
Emily Grimes, Central (Iowa)	1993	Jr.	19	1	.950
Janet Nagle, St. Thomas (Minn.)	2004	So.	33	2	.943
Taylor Petersen, Aurora	2005	Sr.	27	2	.931
Jennifer Segner, Muskingum	2000	Sr.	40	3	.930
Nicole Riley, Rhode Island Col.	2006	Jr.	26	2	.929
Janet Nagle, St. Thomas (Minn.)	2006	Sr.	25	2	.926
Kelly Schade, Simpson	1999	Sr.	37	3	.925
Michelle Stano, Wash. & Jeff.	1996	So.	24	2	.923
Amy Kurtz, La Roche	2000	Fr.	22	2	.917
Kate Enochs, Benedictine (Ill.)	1993	Fr.	22	2	.917
Michelle Schlichtig, Rutgers-Camden	2006	Sr.	32	3	.914
Maria Bye, St. Thomas (Minn.)	2006	So.	21	2	.913
Jackie Shedlock, Western New Eng.	2005	Sr.	21	2	.913
Melissa Korb, Pacific Lutheran	1999	Fr.	21	2	.913
Kim Sammartino, Ursinus	1996	Sr.	21	2	.913

VICTORIES

Player, Team	Year	Cl.	W	L	Pct.
Jennifer Segner, Muskingum	2000	Sr.	40	3	.930
Erica Hoyt, Muskingum	2004	So.	38	4	.905
Erica Hoyt, Muskingum	2005	Jr.	37	5	.881
Kelly Schade, Simpson	1999	Sr.	37	3	.925
Katie Mullinix, Salisbury	2002	Jr.	35	10	.756
Nan Duga, Springfield	2001	Sr.	35	8	.814
Tina Clark, Va. Wesleyan	1986	So.	34	4	.895
Lisa Wymer, Methodist	1986	So.	34	11	.756
Colleen Oswald, Rowan	2006	Sr.	33	5	.868
Janet Nagle, St. Thomas (Minn.)	2004	So.	33	2	.943
Abby Glawe, Wis.-Superior	2004	Sr.	33	8	.805
Jen Segner, Muskingum	1999	Jr.	33	5	.868
Michelle Schlichtig, Rutgers-Camden	2006	Sr.	32	3	.914
Lacey Lister, Salisbury	2005	Jr.	32	4	.889
Kim Sears, Wheaton (Mass.)	1999	Jr.	32	9	.780
Kelly Schade, Simpson	1998	Jr.	32	4	.889
Tammy Webber, Bridgewater St.	1998	Fr.	32	7	.821
Lacey Lister, Salisbury	2004	So.	30	4	.882
Dani Keiffer, Muskingum	2001	Sr.	30	3	.909
Leslie Lance, Cortland St.	1998	Jr.	30	6	.833
Tina Clark, Va. Wesleyan	1988	Sr.	30	12	.714
Dina DeAquino, Montclair St.	1988	Sr.	30	12	.714

SAVES

Player, Team	Year	Cl.	SV
Brittany Dearing, Willamette	2005	Jr.	11
Andrea Crow, Muskingum	2004	Fr.	10
Brittany Rathbun, Wis.-River Falls	2006	So.	9
Laura Gorges, Fontbonne	2005	Fr.	9
Jennifer Sorensen, Methodist	2003	Fr.	9
Nedra King, East. Mennonite	1992	So.	9
Becky Prochaska, Wis.-Stevens Point	1997	So.	8
Julie Bacher, Eastern Conn. St.	1983	Fr.	8
Stephanie Zweig, Plattsburgh St.	2005	Fr.	7
Kristen Abernathy, East Tex. Baptist	2002	So.	7
Kate Reisch, Albright	2002	Fr.	7
Steph Saviola, Fredonia St.	2002	Sr.	7
Robyn Savistke, Endicott	2005	So.	6
Annette Bielema, Clarke	2004	Sr.	6
Teren Edgecomb, Willamette	2004	Sr.	6
Vicki Ortmeier, Neb. Wesleyan	2004	Fr.	6
Katie Parkinson, North Central (Ill.)	2000	So.	6
Janine Lapen, Regis (Mass.)	1996	Fr.	6
Shannon Salom, Augsburg	1991	Jr.	6
Blair Cuny, Willamette	2006	So.	5
Meagan Hennessy, Moravian	2006	Sr.	5
Eleanor Schultz, Coe	2006	Fr.	5
Kim Tallent, Hendrix	2006	Jr.	5
Ashlee Nicholson, Keene St.	2005	Fr.	5
Meghan McLoughlin, Keene St.	2004	Jr.	5
Tracy Mitchell, Plattsburgh St.	2004	Sr.	5
Brooke Morris, Western Conn. St.	2004	Jr.	5
Liz Amato, John Jay	2003	Jr.	5
Karen Guckenberger, Wis.-Stevens Point	2003	Sr.	5
Katherine Redniss, Smith	2003	Sr.	5
Corrie Schmidt, Central (Iowa)	2003	So.	5
Amy Varda, Lawrence	2002	Jr.	5
Jodie Eldridge, Mass. Liberal Arts	2001	So.	5
Karen Guckenberger, Wis.-Stevens Point	2001	So.	5
Andrea Teffy, Willamette	1999	So.	5
Amy Zellers, Lebanon Valley	1998	So.	5
Amy Prochaska, Wis.-Stevens Point	1995	So.	5
Lori Langenderfer, St. Mary's (Ind.)	1994	Fr.	5
Lauren Ravettine, Kean	1994	Fr.	5
Deanna Hunt, Buffalo St.	1993	Fr.	5
Theresa Terrill, Muskingum	1986	Sr.	5

EARNED-RUN AVERAGE

(Minimum 100 innings)

Player, Team	Year	Cl.	G	IP	R	ER	ERA
Amy Baudouin, Aurora	1985	Jr.	20	120.0	16	3	0.18
Meghan McLoughlin, Keene St.	2005	Sr.	21	136.0	13	4	0.21
Gina LaMandre, TCNJ	1984	Jr.	24	148.0	16	5	0.24
Missey Allen, Central (Iowa)	1993	Fr.	17	113.1	14	4	0.25
Hannah Roberts, Chicago	2004	So.	25	166.2	17	6	0.25
Lisa Aprati, Aurora	1991	Sr.	18	109.1	43	4	0.26
Sarah Zaslaw, Western Conn. St.	2001	Fr.	20	127.0	14	5	0.28
Sharon Lorber, Coe	1990	Sr.	32	168.1	17	7	0.29
Barb Matlack, Wis.-Superior	1988	So.	22	140.0	22	6	0.30
Leeanne Stoddard, Western New Eng.	1986	Sr.	16	112.0	7	4	0.32
Jennifer Martinez, St. Joseph's (L.I.)	2006	Jr.	24	145.1	17	7	0.34
Meghan McLoughlin, Keene St.	2004	Jr.	25	145.1	16	7	0.34
Roseann Parzanese, Rowan	1983	Sr.	28	124.0	34	6	0.34
Rose Kalisak, TCNJ	1984	So.	35	207.0	26	10	0.34
Tracie Lentz, Alma	1998	Fr.	17	103.0	6	5	0.34
Amy McGroty, Albany (N.Y.)	1995	Fr.	16	101.0	32	5	0.35
Gina LaMandre, TCNJ	1985	Sr.	32	200.1	21	10	0.35
Gina LaMandre, TCNJ	1983	So.	27	179.0	21	9	0.35
Hannah Roberts, Chicago	2005	Jr.	24	137.1	15	7	0.36
Angie Erickson, St. Benedict	1998	So.	19	116.1	19	6	0.36
Kelly Schade, Simpson	1997	So.	35	189.1	19	10	0.37
Stacey Mays, La Verne	1993	Sr.	22	165.0	15	9	0.38
Julia Dennis, Allegheny	1985	Sr.	29	180.0	26	10	0.39
Laura Heise, St. Scholastica	2004	So.	35	213.1	27	12	0.39
Courtney Zollars, Denison	2001	Jr.	28	140.1	21	8	0.40
Katie Maroney, Smith	2004	So.	20	140.1	14	8	0.40

SHUTOUTS

Player, Team	Year	Cl.	SHO
Kelly Schade, Simpson	1999	Sr.	25
Kelly Schade, Simpson	1998	Jr.	24
Nan Duga, Springfield	2001	Sr.	20
Rose Kalisak, TCNJ	1984	So.	20
Michelle Schlichtig, Rutgers-Camden	2006	Sr.	17
Kelly Schade, Simpson	1997	So.	17
Paige Stamp, Coe	2000	Sr.	16
Shelly Brown, Allegheny	1986	Fr.	16
Kimberly Sturgis, Curry	2004	Fr.	15
Kim Sears, Wheaton (Mass.)	1999	Jr.	15
Tammy Webber, Bridgewater St.	1998	Fr.	15
Christy Guidorizzi, Chapman	1996	So.	15
Kate Enochs, Benedictine (Ill.)	1995	Jr.	15

Simpson's Kelly Schade holds the top two Division III marks for shutouts in a season, with 25 in 1999 and 24 in 1998. She also recorded 17 in 1997, and is the career leader with 77.

Photo by Bruce Kluckhohn/NCAA Photos

Player, Team	Year	Cl.	SHO
Jennifer Brown, Millikin	1987	Fr.	15
Gina LaMandre, TCNJ	1985	Sr.	15
Kim Jeffs, Plymouth St.	2002	Fr.	14
Lauren Peloquin, Amherst	1999	Fr.	14
Christy Guidorizzi, Chapman	1995	Fr.	14
Laurie Machuga, Allegheny	1994	Jr.	14
Dina DeAquino, Montclair St.	1988	Sr.	14
Nila Gruenewald, Wis.-Oshkosh	1985	Sr.	14

STRIKEOUT RATIO

(Strikeouts per seven innings; minimum 100 innings)

Player, Team	Year	Cl.	SO	IP	Avg.
Jennifer Martinez, St. Joseph's (L.I.)	2006	Jr.	315	145.1	15.17
Laurie Agresti, Wilkes	2005	So.	318	169.0	13.17
Kelly King, St. Mary's (Minn.)	1997	Sr.	286	156.0	12.83
Jaime Bellettini, Brooklyn	2006	So.	205	112.2	12.74
Kelly D'Angelo, Elmira	2005	Jr.	222	123.0	12.63
Ashley Woodward, Pine Manor	2006	Sr.	190	109.1	12.17
Laura Heise, St. Scholastica	2005	Jr.	228	132.1	12.06
Laurie Agresti, Wilkes	2006	Jr.	220	128.0	12.03
Jackie Shedlock, Western New Eng.	2005	Sr.	214	125.1	11.95
Melissa Korb, Pacific Lutheran	2002	Sr.	222	131.2	11.80
Kim Jeffs, Plymouth St.	2002	Fr.	360	215.0	11.72
Jennifer Barnett, Norwich	1997	So.	232	138.2	11.71
Laurie Agresti, Wilkes	2004	Fr.	221	133.1	11.60
Laura Heise, St. Scholastica	2006	Sr.	317	194.0	11.44
Shannon Gysberg, Carthage	2004	Sr.	208	127.1	11.43
Kristin Amram, St. Mary's (Ind.)	2006	Fr.	201	123.1	11.41
Lindsey Blood, Keene St.	1999	Sr.	193	119.0	11.35
Kim Jeffs, Plymouth St.	2005	Sr.	207	128.1	11.29
Laurie Machuga, Allegheny	1996	Sr.	291	181.0	11.25
Kim Jeffs, Plymouth St.	2003	So.	375	236.0	11.12
Laura Heise, St. Scholastica	2004	Sr.	337	213.1	11.06
Kelly Ostler, Chicago	2001	Jr.	206	130.2	11.04
Lacey Lister, Salisbury	2006	Sr.	210	134.1	10.94
Laurie Machuga, Allegheny	1994	Jr.	211	135.1	10.91

STRIKEOUTS

Player, Team	Year	Cl.	SO
Kim Jeffs, Plymouth St.	2003	So.	375
Kelly Schade, Simpson	1999	Sr.	371
Kim Jeffs, Plymouth St.	2002	Fr.	360
Kelly Schade, Simpson	1998	Jr.	341
Laura Heise, St. Scholastica	2004	So.	337
Nan Duga, Springfield	2001	Sr.	330
Laurie Agresti, Wilkes	2005	So.	318
Michelle Schlichtig, Rutgers-Camden	2005	Jr.	318
Laura Heise, St. Scholastica	2006	Sr.	317
Jennifer Martinez, St. Joseph's (L.I.)	2006	Jr.	315
Laurie Machuga, Allegheny	1995	Jr.	307
Paige Stamp, Coe	1999	Jr.	306
Michelle Schlichtig, Rutgers-Camden	2006	Sr.	304
Lacey Lister, Salisbury	2004	So.	303
Lacey Lister, Salisbury	2005	Jr.	295
Ronessa Stampfli, Wis.-Oshkosh	2006	So.	294
Erica Hoyt, Muskingum	2004	So.	291
Laurie Machuga, Allegheny	1996	Sr.	291
Kelly King, St. Mary's (Minn.)	1997	Sr.	286
Michelle Schlichtig, Rutgers-Camden	2004	So.	284
Christy Guidorizzi, Chapman	1995	Fr.	283
Sarah Betts, Bluffton	2004	So.	273
Meagan Hennessy, Moravian	2006	Sr.	267
Amy Ernst, Coe	2005	Sr.	266
Lacey Lister, Salisbury	2003	Fr.	259
Paige Stamp, Coe	2000	Sr.	259

Fielding

PUTOUTS

Player, Team	Year	No.
Chris Engle, Coe	2006	478
Nikki Conway, St. Thomas (Minn.)	2006	414
Jill Schoenike, Wis.-Eau Claire	1998	408
Mo Baney, Rutgers-Camden	2006	398
Mo Baney, Rutgers-Camden	2005	391
Jill Janke, Wis.-Eau Claire	2005	382
Tracy Steffens, Wis.-Eau Claire	2000	380
Amy Iammarino, Muskingum	2006	369
Tracy Steffens, Wis.-Eau Claire	2001	361
Jill Schoenike, Wis.-Eau Claire	1999	353
Beth Singleton, Neb. Wesleyan	2004	352
Jill Janke, Wis.-Eau Claire	2006	347
Carrie Crawford, Wartburg	2000	345
Molly Blakewell, Wis.-Eau Claire	2004	342
Ashley Rogers, Wartburg	2005	334
Mercy Nunez, Wm. Paterson	2006	331
Beth Choma, Ramapo	2006	322
Jannah Grinnell, Wis.-Eau Claire	2003	321
Ashley Rogers, Wartburg	2006	318
Jennifer Strollo, Redlands	1999	318
Sara Durant, Ithaca	2002	317

ASSISTS

Player, Team	Year	No.
Rachel Brinkman, Coe	2006	141
Jessica Tornero, Redlands	1998	127
Becky Bourne, Wis.-Eau Claire	2001	125
Becky Bourne, Wis.-Eau Claire	1998	124
Erin Amos, Neb. Wesleyan	2004	115
Emilee Planert, Wis.-Eau Claire	2004	113
Allison Cole, Ithaca	2002	113
Erica Hancock, Linfield	2006	112
Cindy Hanneman, Wartburg	2003	111
Brenda Westermann, Wis.-Eau Claire	2003	109
Heather Fields, Muskingum	2006	107
Ashley Leonard, Coe	2006	104
Emily Mangin, Wartburg	2000	103
Ali Hartzler, Wartburg	2005	101
Sarah Weinke, Wis.-Eau Claire	2000	101
Casey Killiard, Manhattanville	2005	95
Sara Coddington, Ithaca	2003	94
Alicia Albert, Wm. Paterson	2006	92
Sara Durant, Ithaca	2003	91

CAREER RECORDS

Batting

GAMES

Player, Team	Years	G
Michelle Carlson, TCNJ	1991-92, 94-95	206
Jeanne Hengemuhle, TCNJ	1989-92	200
Mandy Carnes, Muskingum	2000-03	198
Jill Herman, TCNJ	1987-90	197
Karri Meinen, Wis.-Eau Claire	1997-00	196
Lynn Spirko, TCNJ	1988-91	196
Diane Klueg, TCNJ	1986-89	195
Kim Sears, Wheaton (Mass.)	1997-00	193
JoAnn Heckethorn, TCNJ	1991-94	193
Rosie Aley, Salisbury	2001-04	191
Lisa Gentilella, Salisbury	2000-03	191
Lea Ann Morgan, Central (Iowa)	1986-89	191
Jennifer Bump, Wheaton (Mass.)	1997-00	190
Nikki Conway, St. Thomas (Minn.)	2003-06	189
Sara Weinke, Wis.-Eau Claire	1997-00	188
Lisa Schueler, Wis.-Eau Claire	1997-00	188
Jessamine Maiben, Chapman	1995-98	188
Dina Terceira, Wheaton (Mass.)	1996-99	187
Nicole Hewitt, Rowan	1999-02	186
Lucy Campbell, Wheaton (Mass.)	1999-02	186
Danielle Pease, Alma	1998-01	186
Alicia Sanchez, TCNJ	1994-97	186
Rachel Hudak, TCNJ	1992-95	186
Carin Piacente, Cortland St.	2001-04	185
Jill D'Arcy, Wheaton (Mass.)	1998-01	185
Deana Bergquist, Central (Iowa)	1986-89	185

AT-BATS

Player, Team	Years	G	AB
Jeanne Hengemuhle, TCNJ	1989-92	200	653
Carla Kampschmidt, Muskingum	1998-01	201	641
Karri Meinen, Wis.-Eau Claire	1997-00	188	627
Maren Schrader, Wheaton (Mass.)	2000-03	176	619
Kim Sears, Wheaton (Mass.)	1997-00	193	618
Jill D'Arcy, Wheaton (Mass.)	1998-01	185	613
Dina Terceira, Wheaton (Mass.)	1996-99	187	612
Michelle Carlson, TCNJ	1991-92, 94-95	206	611
April Harned, Salisbury	1998-01	182	610
Jessamine Maiben, Chapman	1995-98	188	604

Player, Team	Years	G	AB
Diane Klueg, TCNJ	1986-89	195	604
Joy Pittner, Rowan	1993-96	181	601
Carin Cieslowski, Benedictine (Ill.)	1999-02	181	600
Lisa Gentilella, Salisbury	2000-03	191	599
Jill Herman, TCNJ	1987-90	197	592
Jonna Ball, Cortland St.	2000-03	177	588
Jennifer Flinn, Montclair St.	1992-95	175	586
Michelle Wong, St. Thomas (Minn.)	2002-05	181	585
Mandy Carnes, Muskingum	2000-03	198	583
Nicole Cefaratti, Buffalo St.	1996-99	163	576
JoAnn Heckethorn, TCNJ	1991-94	193	571
Nikki Conway, St. Thomas (Minn.)	2003-06	189	570
Amanda Kent, St. John Fisher	2000-03	166	570
Tara Wisz, Montclair St.	1997-00	188	569
Megan Hopper, Salisbury	1996-99	166	565
Julie Ryan, Muskingum	1998-01	201	564
Sarah Weinke, Wis.-Eau Claire	1997-00	188	564

BATTING AVERAGE

(Minimum 200 at-bats)

Player, Team	Years	G	AB	Hits	Avg.
Colleen Parker, Salem St.	1997-98	64	218	126	.578
Renee Hellert, New England Col.	1998-01	90	299	170	.569
Michele Vogt, Wilson	1997-00	95	331	188	.568
Stephanie Carew, Chapman	1997-99	135	391	196	.501
Jessica Johnson, Wheaton (Mass.)	1995-98	145	463	231	.499
Lynne Addington, Staten Island	1995-97	79	258	128	.496
Erica Petersen, Suffolk	1994-97	78	261	129	.494
Lisa Cancilla, Chapman	1995-96	96	297	146	.492
Deanna Hunt, Buffalo St.	1993-96	159	450	221	.491
Michelle Carlson, TCNJ	1991-92, 94-95	206	611	299	.489
Heather Thorson, Gust. Adolphus	1989-92	103	322	157	.488
Cassie Cunningham, Capital	1997-00	149	521	254	.488
Ellie Tanner, Capital	1997-00	151	459	203	.486
Rita Schulz, Benedictine (Ill.)	1982-84	95	317	153	.483
Nicole Cefaratti, Buffalo St.	1996-99	163	576	274	.476
Chris Postler, Wittenberg	1991-94	99	262	124	.473
Kelly Sciss, Delaware Valley	1991-94	91	298	141	.473
Myra Sparks, Hanover	1996-99	152	481	227	.472
Mandy Carnes, Muskingum	2000-03	198	583	275	.472
Jen Barletta, New Jersey City	1998-01	142	437	206	.471
Tricia Gomes, Brandeis	1994-97	118	387	182	.470
Lynn Spirko, TCNJ	1988-91	196	432	201	.465
Kelly Fackler, Lynchburg	1994-97	154	516	240	.465
Marcia Fichtelman, Ohio Northern	1984-87	89	241	112	.465
Alicia Sanchez, TCNJ	1994-97	186	491	228	.464
Michelle DeBella, Staten Island	1998-01	110	345	160	.464

RUNS

Player, Team	Years	G	R
Nikki Conway, St. Thomas (Minn.)	2003-06	189	229
Michelle Carlson, TCNJ	1991-92, 94-95	206	225
Lisa Gentilella, Salisbury	2000-03	191	202
Megan Hopper, Salisbury	1996-99	166	198
Jeanne Hengemuhle, TCNJ	1989-92	200	195
Brandy Valentine, North Central (Ill.)	1993-96	143	193
Mandy Carnes, Muskingum	2000-03	198	192
Randi Carine, Wheaton (Mass.)	1994-97	160	192
Jennifer Flinn, Montclair St.	1992-95	175	190
JoAnn Heckethorn, TCNJ	1991-94	193	188
Rachel Hudak, TCNJ	1992-95	186	183
Carol Christopherson, Aurora	1990-93	145	180
Lauren Dix, Emory	2000-03	167	178
Melissa Roberts, Emory	2000-03	180	177
Chris Lorentz, St. Scholastica	1997-99, 01	180	177
Jezel Rodriguez, Hunter	1999-02	127	176
Crystal Feo, Rowan	1995-98	166	176
Alicia Sanchez, TCNJ	1994-97	186	176
Kelly Fackler, Lynchburg	1994-97	154	175
Joy Pittner, Rowan	1993-96	181	175
Michelle Wong, St. Thomas (Minn.)	2002-05	181	172
Diane Klueg, TCNJ	1986-89	195	171
Crystal Berry, Roanoke	2001-04	166	170
Danielle Morcom, Misericordia	1995-98	165	169
Laura Remia, Ithaca	1998-01	177	168
Kim Sears, Wheaton (Mass.)	1997-00	193	167
Tara Wisz, Montclair St.	1997-00	174	167
Dina Terceira, Wheaton (Mass.)	1996-99	187	167
Anita DeFeo, TCNJ	1995-98	161	166
Jen Smith, Misericordia	1993-96	138	166

HITS

Player, Team	Years	G	Hits	Avg.
Michelle Carlson, TCNJ	1991-92, 94-95	206	299	.489
Kim Sears, Wheaton (Mass.)	1997-00	193	284	.460
Dina Terceira, Wheaton (Mass.)	1996-99	187	283	.462
Mandy Carnes, Muskingum	2000-03	198	275	.472
Joy Pittner, Rowan	1993-96	181	275	.458
Nicole Cefaratti, Buffalo St.	1996-99	163	274	.476
Diane Klueg, TCNJ	1986-89	195	265	.439
Holly Morris, Roanoke	1998-01	181	262	.448
Jeanne Hengemuhle, TCNJ	1989-92	200	261	.399
Lisa Gentilella, Salisbury	2000-03	191	259	.432
Maren Schrader, Wheaton (Mass.)	2000-03	176	259	.418
Jessamine Maiben, Chapman	1995-98	188	258	.427
Stephanie Allocco, Rowan	1997-00	175	256	.460
Cassie Cunningham, Capital	1997-00	149	254	.488
Jennifer Flinn, Montclair St.	1992-95	175	253	.432
Danielle Pease, Alma	1998-01	186	248	.403
Ali Gerrish, Springfield	2000-03	182	247	.449
Carin Cieslowski, Benedictine (Ill.)	1999-02	181	247	.412
Rachel Hudak, TCNJ	1992-95	186	242	.451
Jill Herman, TCNJ	1987-90	197	241	.407
Kelly Fackler, Lynchburg	1994-97	154	240	.465
Michelle Wong, St. Thomas (Minn.)	2002-05	181	239	.410
Tara Wisz, Montclair St.	1997-00	174	239	.420
April Harned, Salisbury	1998-01	182	238	.390
JoAnn Heckethorn, TCNJ	1991-94	193	235	.412
DeAnn Edge, Anderson (Ind.)	1997-00	174	233	.432
Jessica Johnson, Wheaton (Mass.)	1995-98	145	231	.499

DOUBLES

Player, Team	Years	G	2B
Kim Sears, Wheaton (Mass.)	1997-00	193	69
Dina Terceira, Wheaton (Mass.)	1996-99	187	69
Tara Wisz, Montclair St.	1997-00	174	66
Ali Gerrish, Springfield	2000-03	182	63
Kim Lynch, Western Conn. St.	1998-01	158	61
Michelle Carlson, TCNJ	1991-92, 94-95	206	61
Nikki Conway, St. Thomas (Minn.)	2003-06	189	60
Megan Koeller, Wis.-Whitewater	2000-03	170	60
Jessica Crea, Misericordia	1995-98	162	60
Julie Gentner, Cortland St.	2000-03	181	58
Brandy Valentine, North Central (Ill.)	1993-96	143	58
Stephanie Allocco, Rowan	1997-00	157	57
Michelle Phillips, Redlands	1992-95	140	57
Julia Best, Methodist	1998-01	156	56
Liz Swary, Washington-St. Louis	2002-05	168	55
Melissa Roberts, Emory	2000-03	180	55
Tara Dickert, Allegheny	1992-95	160	55
Jen Barletta, New Jersey City	1998-01	142	54
Janelle Brey, Moravian	2001-04	160	53
Michelle Tarzia, Western Conn. St.	1994-97	159	53
Robin Schmidt, Wis.-Oshkosh	1997-00	159	52
Dawn Martin, Ramapo	1990-93	162	52
Mandy Carnes, Muskingum	2000-03	198	51
April Harned, Salisbury	1998-01	182	51
Amie Flowers, Anderson (Ind.)	1997-00	173	51
Jill Schoenike, Wis.-Eau Claire	1996-99	183	51

TRIPLES

Player, Team	Years	G	3B
Angela Vecchione, Bridgewater St.	1998-01	182	41
Kelly Fackler, Lynchburg	1994-97	154	38
Melissa Ivlow, Aurora	1987-89, 91	143	35
Amy Periman, Aurora	1991-94	143	34
Jeanne Hengemuhle, TCNJ	1989-92	200	32
Trena Liggon, Lynchburg	1997-00	146	31
Amy Ruffo, Worcester St.	1997-00	144	31
Joy Pittner, Rowan	1993-96	181	31
Marcia Fichtelman, Ohio Northern	1984-87	89	31
Cindy Berres, Marian (Wis.)	1998-01	149	30
Danielle Pease, Alma	1998-01	186	29
Tamara Boggs, Emory	2000-03	153	28
Carin Cieslowski, Benedictine (Ill.)	1999-02	181	28
Tara Wisz, Montclair St.	1997-00	174	28
Stephanie Allocco, Rowan	1997-00	175	28
Anita DeFeo, TCNJ	1995-98	161	27
Lauren Hertzberg, Wm. Paterson	1999-02	165	26
Leanne Harris, Salem St.	1997-00	138	26
Brandy Valentine, North Central (Ill.)	1993-96	143	26
Lisa Sullivan, McDaniel	1985-88	69	26

Player, Team	Years	G	3B
Myra Sparks, Hanover	1996-99	152	25
Karla Alderfer, East. Mennonite	1995-98	105	25
Michelle Carlson, TCNJ	1991-92, 94-95	206	24
Laurie Matochik, Western New Eng.	1983-86	114	24
Tracy Henderson, Thiel	1997-00	101	23
Ellie Tanner, Shenandoah	1997-00	123	23
Bekkah Snider, Cal Lutheran	1993-96	150	23
Peggy Schmitt, Coe	1986, 88-90	113	23
Pam McCreesh, TCNJ	1986-89	169	23
Julie Backof, McDaniel	1995-98	122	22
Jenny Rusch, Wis.-Eau Claire	1988-91	158	22
Diane Klueg, TCNJ	1986-89	195	22
Tammy Schondelmayer, Eastern Conn. St.	1986-89	169	22

HOME RUNS

Player, Team	Years	G	HR
Mandy Carnes, Muskingum	2000-03	198	59
Laura Remia, Ithaca	1998-01	172	49
Nikki Conway, St. Thomas (Minn.)	2003-06	189	48
Michelle Carlson, TCNJ	1991-92, 94-95	206	44
Kim Sears, Wheaton (Mass.)	1997-00	193	43
Jen Goodwin, Bridgewater St.	1993-96	162	39
DeAnn Edge, Anderson (Ind.)	1997-00	174	38
Heather Shingary, Muskingum	1995-98	169	38
Stephanie Carew, Chapman	1997-99	135	37
Sara Pary, Pine Manor	1999-02	134	34
Shannon Fritzke, Pacific Lutheran	1999-02	145	34
April Harned, Salisbury	1998-01	182	33
Deanna Hunt, Buffalo St.	1993-96	159	32
Jenny Madden, Benedictine (Ill.)	1991-94	149	32
Julie Backof, McDaniel	1995-98	122	31
Amie Flowers, Anderson (Ind.)	1997-00	173	30
Kelly Pierucki, Wheaton (Ill.)	1992-95	128	30
Janelle Brey, Moravian	2001-04	160	29
Myra Parks, Salisbury	1996-98	125	29
Jessica Johnson, Wheaton (Mass.)	1995-98	145	29
Kate Titus, Muskingum	1988-91	158	29
Leanne Harris, Salem St.	1997-00	138	28
Michelle Phillips, Redlands	1992-95	140	28
Rita Schulz, Benedictine (Ill.)	1982-84	95	28
Amanda Carroll, Capital	2001-04	164	27
Jen Lorenzen, Allegheny	1997-00	157	27
Liz Swary, Washington-St. Louis	2002-05	168	26
Amanda Kent, St. John Fisher	2000-03	166	26
Crystal Hileman, Roanoke	1999-02	181	26

SLUGGING PERCENTAGE

(Minimum 200 at-bats)

Player, Team	Years	G	AB	TB	Pct.
Renee Hellert, New England Col.	1998-01	90	299	305	1.020
Stephanie Carew, Chapman	1997-99	135	391	374	.957
Rita Schulz, Benedictine (Ill.)	1982-84	95	317	301	.950
Erica Petersen, Suffolk	1994-97	78	261	236	.904
Julie Backof, McDaniel	1995-98	122	399	356	.892
Ellie Tanner, Shenandoah	1997-00	123	354	315	.890
Michelle Carlson, TCNJ	1991-92, 94-95	206	611	540	.884
Jen Goodwin, Bridgewater St.	1993-96	162	496	434	.875
Leanne Harris, Salem St.	1997-00	138	448	391	.873
Lisa Sullivan, McDaniel	1985-88	69	234	203	.868
Marcia Fichtelman, Ohio Northern	1984-87	89	241	209	.867
Kim Sears, Wheaton (Mass.)	1997-00	193	618	530	.858
Michele Vogt, Wilson	1997-00	95	331	282	.852

Washington-St. Louis Sports Information

Liz Swary hit safely in 29 consecutive games for Washington-St. Louis as a freshman in 2002, and finished her career in 2005 ranked among Division III's top 20 career leaders in doubles and slugging percentage.

Player, Team	Years	G	AB	TB	Pct.
Deanna Hunt, Buffalo St.	1993-96	159	450	383	.851
Jessica Johnson, Wheaton (Mass.)	1995-98	145	463	388	.838
Karla Alderfer, East. Mennonite	1995-98	105	323	266	.824
Laura Remia, Ithaca	1998-01	177	528	429	.816
Colleen Parker, Salem St.	1997-98	64	218	177	.812
Shannon Fritzke, Pacific Lutheran	1999-02	145	440	351	.798
Liz Swary, Washington-St. Louis	2002-05	168	533	424	.795
Lisa Cancilla, Chapman	1995-96	96	297	236	.795
Jen Barletta, New Jersey City	1998-01	142	437	345	.789
Nikki Conway, St. Thomas (Minn.)	2003-06	189	570	448	.786
Kelly Pierucki, Wheaton (Ill.)	1992-95	128	372	292	.785
Tracy Henderson, Thiel	1997-00	101	325	255	.785
Kelly Sciss, Delaware Valley	1991-94	91	298	233	.782

RUNS BATTED IN

Player, Team	Years	G	RBI
Michelle Carlson, TCNJ	1991-92, 94-95	206	257
Kim Sears, Wheaton (Mass.)	1997-00	193	222
Mandy Carnes, Muskingum	2000-03	198	211
Dina Terceira, Wheaton (Mass.)	1996-99	187	204
Jen Goodwin, Bridgewater St.	1993-96	162	203
April Harned, Salisbury	1998-01	182	202
Joy Pittner, Rowan	1993-96	181	196
Laura Remia, Ithaca	1998-01	177	187
Jami Musey, Rowan	1994-97	173	183
Shannon Fritzke, Pacific Lutheran	1999-02	145	178
Stephanie Allocco, Rowan	1997-00	175	177
Heidi Stevens, Cal Lutheran	1993-96	147	177
Kari Whitney, Roanoke	1997-00	180	175
Liz Swary, Washington-St. Louis	2002-05	168	174
Jen Smith, Misericordia	1993-96	138	174
Jessica Johnson, Wheaton (Mass.)	1995-98	145	172
Ericka McNamee, Capital	1997-00	146	170
Jen Barletta, New Jersey City	1998-01	142	169
Diane Klueg, TCNJ	1986-89	195	167
Janelle Brey, Moravian	2001-04	160	165
Trena Liggon, Lynchburg	1997-00	146	165
Deanna Hunt, Buffalo St.	1993-96	159	165
Nikki Conway, St. Thomas (Minn.)	2003-06	189	163
Jessica Crea, Misericordia	1995-98	162	161
Jenny Miller, Ill. Wesleyan	1992-95	147	161
Ali Gerrish, Springfield	2000-03	182	160
Andrea Franck, Western Conn. St.	1994-97	159	160

SACRIFICE HITS

Player, Team	Years	G	SH
Heather Reedy, Central (Iowa)	1990-93	169	80
Kate Garland, Salisbury	2000-03	182	59
Jody Downs, Buena Vista	1992-95	140	53
Jackie Warrington, Salisbury	1999-02	167	47
Jill D'Arcy, Wheaton (Mass.)	1998-01	185	45
Cindy Giudice, Cortland St.	1997-99	131	41
Sue Larkin, Wheaton (Mass.)	1995-98	147	39
Amanda Roberts, Washington-St. Louis	2003-06	145	38
Lisa Schmied, Rowan	2001-04	97	38
Kim Rementer, Salisbury	2000-02	143	37
Lisa Gentilella, Salisbury	2000-03	191	35
Brenda Johnson, St. Thomas (Minn.)	1992-95	137	34
Brenda Bumann, Buena Vista	1990-93	80	34
Angela Neu, Cortland St.	2000-02	117	33
Kate Mullinix, Salisbury	2000-03	184	32
Lexie Ellis, Marian (Wis.)	1998-01	83	31
Christina DeLeon, Redlands	1995-98	143	31
Kara Burman, Salisbury	1994-97	147	31
Kristen Hedrick, Wheaton (Mass.)	1995-98	162	29
Kim Huson, Cortland St.	2004-05	87	28
Jen Shay, Muskingum	2001-04	198	28
Tricia Boffoli, Wheaton (Mass.)	1990-93	85	28
Katie Touhey, Wheaton (Mass.)	1990-92	59	27
Cathy Terence, LeTourneau	2003-05	108	26
Carmela Ranieri, Wheaton (Mass.)	2001-04	168	26
Maren Schrader, Wheaton (Mass.)	2000-03	176	26

STOLEN BASES

Player, Team	Years	G	SB
Jennifer Kypta, Maryville (Mo.)	2001-04	151	158
Michele Dlugosz, King's (Pa.)	1999-02	162	157
JoAnn Heckethorn, TCNJ	1991-94	193	150
Paula Eaton, Westfield St.	1990-93	110	139
Maren Schrader, Wheaton (Mass.)	2000-03	176	136
Adrianne Cole, Mount Union	1997-00	153	134
Rachel Hudek, TCNJ	1992-95	186	129

Player, Team	Years	G	SB
Anna Poulter, Wis.-River Falls	2001-04	151	121
Tiffany Miller, Rowan	1994-97	134	116
Daniela Grob, Central (Iowa)	1997-00	151	114
Laura Stuhlman, Webster	1998-01	166	111
Maren Schrader, Wheaton (Mass.)	2000-02	138	110
Randi Carine, Wheaton (Mass.)	1994-97	160	109
Chris Lorentz, St. Scholastica	1997-99, 01	180	107
Cassie Cunningham, Capital	1997-00	149	107
Laura Galopim, Regis (Mass.)	1991-94	65	105
Rachel Butler, Alma	1991-94	98	105
Jessica Boumeester, St. Thomas (Minn.)	1996-99	170	104
Crystal Feo, Rowan	1995-98	166	104
Jenny Burris, Lawrence	2001-04	127	103
Rose Kuchwara, Marywood	1995-98	118	102
Michelle Wong, St. Thomas (Minn.)	2002-05	181	101
Anita DeFeo, TCNJ	1995-98	161	101
Ali Hatola, Muhlenberg	1996-99	144	100
Carol Christopherson, Aurora	1990-93	148	100

STOLEN-BASE PERCENTAGE

(Minimum 50 attempts)

Player, Team	Years	G	SB	SBA	Pct.
Beth Laputka, Rutgers-Camden	2002-04	107	55	56	.982
Tanya Thear, Moravian	1992-95	128	51	52	.981
Mandy Wilson, Gettysburg	1999-02	132	61	63	.968
Alisa Fox, Chris. Newport	1985-87	77	59	61	.967
Kelly Sciss, Delaware Valley	1991-94	91	57	59	.966
Tammy Brandt, Wis.-Eau Claire	1995-96	69	67	70	.957
Michele Vogt, Wilson	1997-00	95	88	92	.956
Rose Kuchwara, Marywood	1995-98	118	102	107	.953
Samantha Dutily, Regis (Mass.)	1994-97	90	76	80	.950
Gena Schwartz, Martin Luther	1997-00	96	91	96	.948
Jen Cook, Coast Guard	1995-98	102	70	74	.946
Laura Galopim, Regis (Mass.)	1991-94	65	105	111	.946
Jessica Boumeester, St. Thomas (Minn.)	1996-99	170	104	110	.945
Kelly Fackler, Lynchburg	1994-97	154	51	54	.944
Jennifer Trotta, Catholic	1998-01	96	82	87	.943
Tiffany Miller, Rowan	1994-97	134	116	123	.943
Michele Dlugosz, King's (Pa.)	1999-02	162	157	167	.940
Cherie Bailey, Western Conn. St.	2000-03	149	88	94	.936
Tanya Allen, Skidmore	1989-92	66	54	58	.931
Adrianne Cole, Mount Union	1997-00	153	134	144	.931
Suzanne Brion, Wis.-Stout	1994-96	130	93	100	.930
Rachel Butler, Alma	1991-94	98	105	113	.929
Keisha Plowden, Hunter	1994-96	63	65	70	.929
Leanne Shoop, Eastern Conn. St.	1989-92	171	65	70	.929
Janetta Trecroce, Ursinus	1994-97	179	64	69	.928

BASES ON BALLS

Player, Team	Years	G	BB
Mariann Shumbo, Eastern Conn. St.	1985-88	166	106
Brenda Bowers, Ohio Northern	1984-87	106	106
Mandy Carnes, Muskingum	2000-03	198	101
Kris Malone, Aurora	1988-91	140	101
Kate Titus, Muskingum	1988-91	158	100
Kelly Duhart, Ramapo	1987-90	129	97
Laura Hoeksema, Wheaton (Ill.)	1993-96	125	95
Kim Wells, Chris. Newport	1990-93	141	91
Becky Younger, Methodist	1989-92	—	91
Jennifer Ambrose, New Jersey City	1994-97	143	90
Melissa Roberts, Emory	2000-03	180	88
Nikki Conway, St. Thomas (Minn.)	2003-06	189	86
Chris Churetta, Muhlenberg	1987-90	107	86
Jeanne Hengemuhle, TCNJ	1989-92	200	85
Cheryl Milligan, Tufts	1992-95	120	84
Erin Buenzli, Wis.-Stevens Point	1993-96	142	82
Kim Peterson, Wis.-Whitewater	1993-96	155	82
Maggie Anischik, Western New Eng.	1989-92	116	82
Michele Ferraro, Wm. Paterson	1989-92	162	81
Beth Brochhausen, Wis.-Eau Claire	1987-91	160	80
Amanda George, Alvernia	1997-00	125	79
Karri Meinen, Wis.-Eau Claire	1997-00	196	79
Marcy Kritikos, North Central (Ill.)	1989-92	133	78
Stacy Fresch, Dickinson	1987-90	114	78
Gillian Shadood, Hunter	1985-88	74	78
Renee Stiller, Martin Luther	1999-02	109	77
Lori Franchina, Eastern Conn. St.	1991-95	163	77
Carol Christopherson, Aurora	1990-93	148	77
Renee Williams, Neb. Wesleyan	1987-90	113	77

INTENTIONAL BASES ON BALLS

Player, Team	Years	G	IBB
Mandy Carnes, Muskingum	2000-03	198	31
Kari McDonnell, Montclair St.	2002-05	168	17
Lara Stone, Cortland St.	2001-04	184	6

Pitching

GAMES

Player, Team	Years	G
Nan Duga, Springfield	1998-01	150
Jennifer Segner, Muskingum	1997-00	146
Kim Sears, Wheaton (Mass.)	1997-00	145
Erica Hoyt, Muskingum	2003-06	144
Kelly Schade, Simpson	1996-99	139
Shauna Koolhaas, Calvin	1995-98	139
Janice Lemchak, Kean	1986-89	137
Amy Stenson, Wis.-River Falls	1993-96	133
Nikki Swan, Ithaca	1994-97	131
Meagan Hennessy, Moravian	2003-06	129
Jackie Demling, Wheaton (Mass.)	2001-04	129
Lois Fyfe, Montclair St.	1989-92	129
Leslie Lance, Cortland St.	1996-99	127
Krista Foster, Muskingum	1986-89	123
Katie Wunderlich, Coast Guard	1998-01	122
Robin Bimson, Ithaca	1997-00	120
Jillian LaPlante, Worcester St.	1997-00	119
Janet Nagle, St. Thomas (Minn.)	2003-06	118
Kim Jeffs, Plymouth St.	2002-05	115
Karen Guckenberger, Wis.-Stevens Point	2000-03	115
Kristin Stock, Concordia (Ill.)	1995-98	115
Sue Spielbauer, William Penn	1994-97	115
Kerri Kangas, Augsburg	1995-98	114
Carolyn Bare, Wis.-Stout	1995-98	113
Barb Sbarra, Rowan	1987-90	112
Kelly Weyandt, St. Thomas (Minn.)	1996-99	111
Laurie Machuga, Allegheny	1993-96	111
Missey Allen, Central (Iowa)	1993-96	111
Jamie Mahnke, Central (Iowa)	1989-92	111

GAMES STARTED

Player, Team	Years	W-L	GS
Jennifer Segner, Muskingum	1997-00	117-25	140
Erica Hoyt, Muskingum	2003-06	120-14	134
Janice Lemchak, Kean	1986-89	91-41	133
Shauna Koolhaas, Calvin	1995-98	87-44	126
Kim Sears, Wheaton (Mass.)	1997-00	105-27	124
Jackie Demling, Wheaton (Mass.)	2001-04	96-25	123
Kelly Schade, Simpson	1996-99	113-16	118
Katie Wunderlich, Coast Guard	1998-01	68-47	117
Jillian LaPlante, Worcester St.	1997-00	63-47	115
Meagan Hennessy, Moravian	2003-06	92-24	114
Sue Spielbauer, William Penn	1994-97	66-48	111
Nan Duga, Springfield	1998-01	82-38	109
Lois Fyfe, Montclair St.	1989-92	64-49	108
Kristin Stock, Concordia (Ill.)	1995-98	20-89	107
Leslie Lance, Cortland St.	1996-99	72-34	106
Jamie Mahnke, Central (Iowa)	1989-92	76-29	106
Krista Foster, Muskingum	1986-89	73-23	104
Nikki Swan, Ithaca	1994-97	73-39	102
Robin Bimson, Ithaca	1997-00	77-32	101
Kim Jeffs, Plymouth St.	2002-05	66-36	99
Michelle LeGacy, Clark (Mass.)	1995-98	72-27	98
Patty Zito, Wm. Paterson	1988-91	70-27	98
Barb Sbarra, Rowan	1987-90	75-28	98
Becky Pierce, Alma	1997-00	86-13	97
Gina LaMandre, TCNJ	1982-85	79-17	97
Missey Allen, Central (Iowa)	1993-96	68-24	96
Laurie Machuga, Allegheny	1993-96	81-19	96
Doris Ann Vacca, Ramapo	1989-92	54-42	96

COMPLETE GAMES

Player, Team	Years	GS	W-L	CG
Janice Lemchak, Kean	1986-89	133	91-41	125
Kim Sears, Wheaton (Mass.)	1997-00	124	105-27	115
Kelly Schade, Simpson	1996-99	118	113-16	108
Meagan Hennessy, Moravian	2003-06	114	92-24	105
Sue Spielbauer, William Penn	1994-97	111	66-48	102
Jackie Demling, Wheaton (Mass.)	2001-04	123	96-25	101
Jill LaPlante, Worcester St.	1997-00	119	63-47	100

Player, Team	Years	GS	W-L	CG
Katie Wunderlich, Coast Guard	1998-01	122	68-47	99
Lois Fyfe, Montclair St.	1989-92	108	64-49	99
Jamie Mahnke, Central (Iowa)	1989-92	106	76-29	99
Barb Sbarra, Rowan	1987-90	98	75-28	97
Kristin Stock, Concordia (Ill.)	1995-98	107	20-89	96
Nikki Swan, Ithaca	1994-97	102	73-39	96
Doris Ann Vacca, Ramapo	1989-92	96	54-42	96
Kim Jeffs, Plymouth St.	2002-05	99	66-36	92
Becky Pierce, Alma	1997-00	97	86-13	92
Jessica Crea, Misericordia	1995-98	95	73-23	92
Dina DeAquino, Montclair St.	1985-88	94	73-29	92
Robin Bimson, Ithaca	1997-00	120	77-32	91
Colleen Sich, St. Thomas (Minn.)	1993-95	103	68-35	91
Molly Young, Loras	1994-97	93	54-43	90
Laurie Machuga, Allegheny	1993-96	96	81-19	90
Nan Duga, Springfield	1998-01	109	82-38	89
Leslie Lance, Cortland St.	1996-99	106	72-34	89
Jodi Jackfert, Bethany (W.V.)	1995-98	90	61-29	87
Bridget Kilpatrick, Benedictine (Ill.)	1989-92	94	64-30	87

INNINGS

Player, Team	Years	G	W-L	IP
Janice Lemchak, Kean	1986-89	137	91-41	889.1
Kim Sears, Wheaton (Mass.)	1997-00	145	105-27	870.2
Kelly Schade, Simpson	1996-99	139	113-16	857.1
Jennifer Segner, Muskingum	1997-00	150	116-23	851.1
Shauna Koolhaas, Calvin	1995-98	139	87-44	836.0
Meagan Hennessy, Moravian	2003-06	129	92-24	819.2
Nan Duga, Springfield	1998-01	150	89-38	818.2
Jackie Demling, Wheaton (Mass.)	2001-04	129	96-25	795.2
Lois Fyfe, Montclair St.	1989-92	129	64-49	751.0
Erica Hoyt, Muskingum	2003-06	144	120-14	748.2
Katie Wunderlich, Coast Guard	1998-01	122	68-47	730.2
Sue Spielbauer, William Penn	1994-97	115	66-48	730.1
Jamie Mahnke, Central (Iowa)	1989-92	111	76-29	723.0
Jillian LaPlante, Worcester St.	1997-00	119	63-47	718.0
Nikki Swan, Ithaca	1994-97	131	73-39	717.2
Kim Jeffs, Plymouth St.	2002-05	115	66-36	717.0
Robin Bimson, Ithaca	1997-00	120	77-32	696.2
Barb Sbarra, Rowan	1987-90	112	75-28	694.1
Heather Hugus, Methodist	1997-00	—	——	694.0
Leslie Lance, Cortland St.	1996-99	127	72-34	691.0
Dina DeAquino, Montclair St.	1985-88	108	73-29	681.1
Laurie Machuga, Allegheny	1993-96	111	81-19	672.0
Gina LaMandre, TCNJ	1982-85	103	79-17	672.0
Doris Ann Vacca, Ramapo	1989-92	97	54-42	660.0
Michelle Schlichtig, Rutgers-Camden	2004-06	107	82-17	659.0

VICTORIES

Player, Team	Years	G	W	L	Pct.
Erica Hoyt, Muskingum	2003-06	144	120	14	.896
Jennifer Segner, Muskingum	1997-00	146	117	25	.823
Kelly Schade, Simpson	1996-99	139	113	16	.876
Kim Sears, Wheaton (Mass.)	1997-00	145	105	27	.795
Jackie Demling, Wheaton (Mass.)	2001-04	129	96	25	.793
Meagan Hennessy, Moravian	2003-06	129	92	24	.793
Janice Lemchak, Kean	1986-89	137	91	41	.689
Shauna Koolhaas, Calvin	1995-98	139	87	44	.664
Becky Pierce, Alma	1997-00	103	86	13	.869
Janet Nagle, St. Thomas (Minn.)	2003-06	118	84	7	.923
Michelle Schlichtig, Rutgers-Camden	2004-06	107	82	17	.828
Nan Duga, Springfield	1998-01	150	82	38	.683
Laurie Machuga, Allegheny	1993-96	111	81	19	.810
Kate Enochs, Benedictine (Ill.)	1993-96	103	80	13	.860
Cathy Duffy, St. Thomas (Minn.)	1988-91	106	79	28	.765
Gina LaMandre, TCNJ	1982-85	103	79	17	.823
Robin Bimson, Ithaca	1997-00	120	77	32	.706
Becky Koenig, TCNJ	1991-94	103	76	10	.884
Jamie Mahnke, Central (Iowa)	1989-92	111	76	29	.724
Barb Sbarra, Rowan	1987-90	112	75	28	.728
Heidi Bergstrom, Wis.-Eau Claire	1997-00	108	74	20	.787
Jessica Crea, Misericordia	1995-98	99	73	23	.760
Nikki Swan, Ithaca	1994-97	131	73	39	.652
Heather White, Buena Vista	1992-95	102	73	23	.760
Christia Mohan, Eastern Conn. St.	1987-90	102	73	16	.820
Krista Foster, Muskingum	1986-89	123	73	23	.760
Dina DeAquino, Montclair St.	1985-88	108	73	29	.716
Leslie Lance, Cortland St.	1996-99	127	72	34	.679
Michelle LeGacy, Clark (Mass.)	1995-98	99	72	27	.727



Muskingum Sports Information

Muskingum's Erica Hoyt finished her career last season as the Division III all-time wins leader, with 120, and is fifth in winning percentage, at .896. She compiled 814 strikeouts (ninth all-time) in 748.2 innings pitched. She appears in numerous other career categories, including starts (second with 134) and appearances (fourth with 144).

WINNING PERCENTAGE

(Minimum 50 decisions)

Player, Team	Years	G	W	L	Pct.
Erine Grove, TCNJ	1991-94	80	61	5	.924
Janet Nagle, St. Thomas (Minn.)	2003-06	118	84	7	.923
Karen Stefanowicz, TCNJ	1993-96	85	53	5	.914
Teisha Smith, St. Mary's (Minn.)	1997-00	75	58	6	.906
Erica Hoyt, Muskingum	2003-06	144	120	14	.896
Becky Koenig, TCNJ	1991-94	103	76	10	.884
Kelly Schade, Simpson	1996-99	139	113	16	.876
Christy Guidorizzi, Chapman	1995-96	71	53	8	.869
Becky Pierce, Alma	1997-00	103	86	13	.869
Melissa Korb, Pacific Lutheran	1999-02	99	69	11	.863
Kate Enochs, Benedictine (Ill.)	1993-96	103	80	13	.860
Barbara Fralinger, TCNJ	1995-98	86	54	9	.857
Jill Marghella, TCNJ	1986-89	87	62	12	.838
Dana O'Connell, TCNJ	1985-88	99	71	14	.835
Melissa Maxwell, Rowan	1996-98	72	55	11	.833
Stacy Tamble, St. Thomas (Minn.)	2000-03	86	64	13	.831
Tammy MacDonald, Elizabethtown	1985-88	82	63	13	.829
Michelle Schlichtig, Rutgers-Camden	2004-06	107	82	17	.828
Kellee Murphy, St. Joseph's (Me.)	1995-97	73	56	12	.824
Jennifer Segner, Muskingum	1997-00	146	117	25	.823
Gina LaMandre, TCNJ	1982-85	103	79	17	.823
Lara Almansberger, Cortland St.	2001-04	85	51	11	.823
Jenny Boss, TCNJ	1995-98	82	51	11	.823
Emily Grimes, Central (Iowa)	1991-94	85	64	14	.821
Christia Mohan, Eastern Conn. St.	1987-90	102	73	16	.820

EARNED-RUN AVERAGE

(Minimum 400 innings)

Player, Team	Years	G	W-L	IP	R	ER	ERA
Gina LaMandre, TCNJ	1982-85	103	79-17	672.0	138	46	0.48
Kelly Schade, Simpson	1996-99	139	113-16	857.1	110	65	0.53
Libby Hysell, Central (Iowa)	2000-03	97	70-16	605.1	108	60	0.69
Kate Enochs, Benedictine (Ill.)	1993-96	103	81-19	645.2	134	67	0.73
Michelle Schlichtig, Rutgers-Camden	2004-06	107	82-7	659.0	106	71	0.75
Terry Roemer, Wis.-Whitewater	1986-88	65	41-15	464.0	84	50	0.75
Laurie Sutten, Central (Iowa)	1985-88	104	62-33	639.1	154	70	0.77
Elaine Gratrix, Muhlenberg	1988-91	72	52-12	427.2	89	47	0.77
Kim Jeffs, Plymouth St.	2002-05	115	66-36	717.0	145	88	0.86
Christy Guidorizzi, Chapman	1995-96	71	53-8	410.2	78	51	0.87
Emily Grimes, Central (Iowa)	1991-94	85	64-14	547.1	148	68	0.87
Melissa Korb, Pacific Lutheran	1999-02	99	69-11	506.1	90	63	0.87
Lisa Kirk, Eastern Conn. St.	1982-84	67	45-10	378.0	84	47	0.87
Meagan Hennessy, Moravian	2003-06	129	92-24	819.2	145	106	0.91
Christia Mohan, Eastern Conn. St.	1987-90	102	73-16	621.0	122	82	0.92
Jamie Mahnke, Central (Iowa)	1989-92	111	76-29	723.0	231	96	0.93
Victoria Ramsey, Washington-St. Louis	2002-05	89	51-13	439.2	111	59	0.94
Julie Bacher, Eastern Conn. St.	1983-86	75	47-11	409.1	108	56	0.96

STRIKEOUTS

Player, Team	Years	G	IP	SO
Kelly Schade, Simpson	1996-99	139	857.1	1,121
Kim Jeffs, Plymouth St.	2002-05	115	717.0	1,109

Player, Team	Years	G	IP	SO
Lacey Lister, Salisbury	2003-06	129	772.1	1,067
Laurie Machuga, Allegheny	1993-96	111	672.0	1,025
Michelle Schlichtig, Rutgers-Camden	2004-06	107	659.0	906
Meagan Hennessy, Moravian	2003-06	129	819.2	876
Nan Duga, Springfield	1998-01	150	818.2	850
Shauna Koolhaas, Calvin	1995-98	139	836.0	822
Erica Hoyt, Muskingum	2003-06	144	748.2	814
Jackie Demling, Wheaton (Mass.)	2001-04	129	795.2	761
*Laurie Agresti, Wilkes	2004-06	70	430.1	759
Missey Allen, Central (Iowa)	1993-96	111	635.1	725
Paige Stamp, Coe	1998-00	91	549.2	718
Melissa Korb, Pacific Lutheran	1999-02	99	506.1	708
Janet Nagle, St. Thomas (Minn.)	2003-06	118	559.0	706
Kelly Ostler, Chicago	1999-02	76	455.0	689
Jill LaPlante, Worcester St.	1997-00	119	718.0	672
Jamie Peterson, FDU-Florham	1997-00	104	541.2	642
Amanda Sanson, Bridgewater St.	1999-02	109	585.0	594
Christine Zoch, Claremont-M-S	1997-00	90	539.2	593
Candice Miller, Marietta	2001-04	95	541.2	591
Colleen Oswald, Rowan	2003-06	97	544.2	588
Libby Hysell, Central (Iowa)	2000-03	97	605.1	582
Sarah Zaslaw, Western Conn. St.	2001-03	77	460.0	578
Angie Barone, Wooster	2001-04	81	537.1	577
Kim Sears, Wheaton (Mass.)	1997-00	145	871.0	577
Sara Schye, Lawrence	1997-00	96	560.0	576
Sandi Clark, Louisiana Col.	2003-06	85	569.0	568
Kate Enochs, Benedictine (Ill.)	1993-96	103	645.2	565
Betsy Ahearn, Bridgewater St.	1999-02	104	571.1	557
Rachel Bishop, Worcester St.	1989-92	85	512.2	552
Stephanie Adamshick, Cortland St.	2003-06	108	599.2	551
Heather White, Buena Vista	1992-95	102	637.1	551

*Active player.

STRIKEOUT RATIO

(Strikeouts per seven innings; minimum 300 innings)

Player, Team	Years	G	IP	SO	Avg.
Kim Jeffs, Plymouth St.	2002-05	99	717.0	1,109	10.83
Laurie Machuga, Allegheny	1993-96	111	672.0	1,025	10.68
Kelly Ostler, Chicago	1999-02	76	455.0	689	10.60
Melissa Korb, Pacific Lutheran	1999-02	99	506.1	708	9.79
Jessie Davenport, Olivet	1998-00	65	386.1	535	9.69
Michelle Schlichtig, Rutgers-Camden	2004-06	107	659.0	906	9.62
Kelly Schade, Simpson	1996-99	139	857.1	1,121	9.15
Paige Stamp, Coe	1998-00	91	549.2	718	9.14
Christy Guidorizzi, Chapman	1995-96	71	410.2	527	8.98
Janet Nagle, St. Thomas (Minn.)	2003-06	118	559.0	706	8.84
Jaime Peterson, FDU-Florham	1997-00	104	541.2	642	8.30
Donna Wheeler, Baldwin-Wallace	1989-92	78	459.0	532	8.11
Missey Allen, Central (Iowa)	1993-96	111	635.1	725	7.99
Sharon Lorber, Coe	1987-90	67	469.2	530	7.90
Beth Marquardt, Chicago	1997-00	85	475.1	535	7.88
Christine Zoch, Claremont-M-S	1997-00	90	539.2	593	7.69
Candice Miller, Marietta	2001-04	95	541.2	591	7.64
Erica Hoyt, Muskingum	20003-06	144	748.2	814	7.61
Colleen Oswald, Rowan	2003-06	97	544.2	588	7.56
Rachel Bishop, Worcester St.	1989-92	85	512.2	552	7.54
Angie Barone, Wooster	2001-04	–	537.1	577	7.52
Meagan Hennessy, Moravian	2003-06	129	819.2	876	7.48
Nan Duga, Springfield	1998-01	150	818.2	850	7.27
Sara Schye, Lawrence	1997-00	96	560.0	576	7.20
Larina Suker, Rensselaer	1997-00	88	495.2	506	7.15
Amanda Sanson, Bridgewater St.	1999-02	109	585.0	594	7.11
Kellee Murphy, St. Joseph's (Me.)	1995-97	73	431.0	436	7.08
Sandi Clark, Louisiana Col.	2003-06	85	568.0	569	7.01
Amy Haeder, Buena Vista	1991-94	65	355.1	352	6.93
Lori Thompson, Wis.-La Crosse	1991-94	71	382.1	377	6.90
Shauna Koolhaas, Calvin	1995-98	139	836.0	822	6.88

SHUTOUTS

Player, Team	Years	GS	W-L	SHO
Kelly Schade, Simpson	1996-99	118	113-16	77
Meagan Hennessy, Moravian	2003-06	114	92-24	52
Laurie Machuga, Allegheny	1993-96	96	81-19	46
Gina LaMandre, TCNJ	1982-85	97	79-17	46
Janet Nagle, St. Thomas (Minn.)	2003-06	118	84-7	45
Kim Sears, Wheaton (Mass.)	1997-00	124	105-27	44
Nan Duga, Springfield	1998-01	109	82-38	42
Kate Enochs, Benedictine (Ill.)	1993-96	87	80-13	41
Michelle Schlichtig, Rutgers-Camden	2004-06	107	82-17	40
Jessica Crea, Misericordia	1995-98	95	73-23	40
Jackie Demling, Wheaton (Mass.)	2001-04	123	96-25	39
Kim Jeffs, Plymouth St.	2002-05	99	66-36	38
Dina DeAquino, Montclair St.	1985-88	94	73-29	38
Christia Mohan, Eastern Conn. St.	1987-90	88	73-16	37
Patty Spielbauer, William Penn	1983-86	64	40-24	36
Sandi Clark, Louisiana Col.	2003-06	85	61-17	35
Missey Allen, Central (Iowa)	1993-96	96	68-24	32
Melissa Korb, Pacific Lutheran	1999-02	99	69-11	31
Sara Schye, Lawrence	1997-00	78	69-19	31
Heather White, Buena Vista	1992-95	95	73-23	31
Jamie Mahnke, Central (Iowa)	1989-92	106	76-29	31
Brenda Vigness, Central (Iowa)	1986-89	70	50-19	31
Rachel Schafer, Bethany (W.V.)	2000-03	80	63-22	29
Jennifer Segner, Muskingum	1997-00	150	117-23	29
Jessica Regan, Messiah	1996-99	91	71-22	29
Christy Guidorizzi, Chapman	1995-96	54	53-8	29
Sharon Lorber, Coe	1987-90	65	52-16	29

Annual Individual Champions

BATTING AVERAGE

Year	Player, Team	Cl.	G	AB	Hits	Avg.
1982	Rita Schulz, Benedictine (Ill.)	So.	32	105	53	.505
1983	Angela DeVaul, North Park	Fr.	19	60	37	.617
1984	Sarah Sinneger, St. Scholastica	So.	22	74	37	.500
1985	Catherine Hughes, Molloy	Sr.	31	103	59	.573
1986	Audrey Warnock, John Carroll	Fr.	22	65	32	.492
1987	Penny Hamilton, Lebanon Valley	Sr.	21	56	34	.607
1988	Laura Redick, La Verne	Sr.	30	98	56	.571
1989	Laurie Hiemstra, Calvin	Jr.	35	104	54	.519
1990	Joanne Janowski, Buffalo St.	Jr.	27	91	49	.538
1991	Melissa Ivlow, Aurora	Sr.	35	110	62	.564
1992	Cathy Silva, Wheaton (Mass.)	So.	21	65	35	.538
1993	Kate Murphy, Rosemont	Jr.	13	60	35	.583
1994	Linda Kieras, Elms	So.	25	66	38	.576
1995	Michelle Carlson, TCNJ	Sr.	54	162	101	.623
1996	Marietta Calder, Mt. St. Mary (N.Y.)	Sr.	18	58	35	.603
1997	Hillary Peart, Lehman	Jr.	18	66	46	.697
1998	Colleen Parker, Salem St.	So.	32	112	69	.616
1999	Michele Vogt, Wilson	Jr.	25	80	47	.588
2000	Katie Norton, Suffolk	Sr.	31	99	60	.606
2001	Renee Hellert, New England Col.	Sr.	27	93	58	.624
2002	Carrie Raffone, John Jay	Jr.	32	113	66	.584
2003	Nathalie Laureano, Baruch	So.	21	67	34	.507
2004	Hilary South, D'Youville	Fr.	26	85	48	.565
2005	Jen Quimby, Chatham	Fr.	19	74	44	.595
2006	Miguelina Reyes, Lehman	Fr.	28	78	47	.603

RUNS PER GAME

Year	Player, Team	Cl.	G	No.	Avg.
1990	Anna Hughes, Beloit	Fr.	22	34	1.55
1991	Debbie Gagnon, Me.-Farmington	Jr.	20	30	1.50
1992	Jen Winter, Susquehanna	Sr.	19	30	1.58
1993	Brandy Valentine, North Central (Ill.)	Fr.	31	52	1.68
1994	Shannon Dugan, Salve Regina	Sr.	21	42	2.00
1995	Shannan Fish, Mt. St. Mary (N.Y.)	Fr.	19	33	1.74
1996	Marietta Calder, Mt. St. Mary (N.Y.)	Sr.	18	35	1.94
1997	Shannan Fish, Mt. St. Mary (N.Y.)	Jr.	18	36	2.00
1998	Allyson Wolff, St. Joseph's (L.I.)	Fr.	25	65	2.60
1999	Allyson Wolff, St. Joseph's (L.I.)	So.	34	68	2.00
2000	Kristy Pfister, La Roche	So.	31	59	1.90
2001	Erica Noriega, Lehman	So.	28	58	2.07
2002	Carrie Raffone, John Jay	Jr.	32	64	2.00
2003	Erika Noriega, Lehman	Sr.	23	43	1.87
2004	Devan Weber, Farmingdale	Fr.	27	41	1.52
2005	Jen Quimby, Chatham	Fr	19	35	1.84
2006	Stephanie Leu, Brooklyn	Sr.	25	36	1.44

RUNS

Year	Player, Team	Cl.	G	No.	Avg.
1990	Kris Malone, Aurora	Jr.	37	52	1.41
	Lynn Spirko, TCNJ	Jr.	52	52	1.00
1991	Jeanne Hengemuhle, TCNJ	Jr.	51	62	1.22
1992	Jeanne Hengemuhle, TCNJ	Sr.	50	57	1.14
1993	Rebecca Ramirez, Chris. Newport	So.	37	54	1.46

Year	Player, Team	Cl.	G	No.	Avg.
1994	JoAnn Heckethorn, TCNJ	Sr.	52	79	1.52
1995	Michelle Carlson, TCNJ	Sr.	54	84	1.56
1996	Crystal Feo, Rowan	So.	41	71	1.73
1997	Randi Carine, Wheaton (Mass.)	Sr.	52	72	1.38
1998	Allyson Wolff, St. Joseph's (L.I.)	Fr.	25	65	2.60
1999	Allyson Wolff, St. Joseph's (L.I.)	So.	34	68	2.00
2000	Kristy Pfister, La Roche	So.	31	59	1.90
2001	Carrie Raffone, John Jay	So.	31	63	2.03
2002	Carrie Raffone, John Jay	Jr.	32	64	2.00
2003	Lisa Gentilella, Salisbury	Sr.	52	58	1.12
2004	Amber Lazorka, Misericordia	Sr.	46	57	1.24
2005	Jennifer Doscher, Staten Island	Sr.	41	61	1.49
2006	Kelley Silagyi, La Verne	Sr.	45	63	1.40

HITS

Year	Player, Team	Cl.	G	AB	Hits	Avg.
1982	Rita Schulz, Benedictine (Ill.)	So.	32	105	53	.505
	Donna Michal, TCNJ	Jr.	42	131	53	.405
1983	Ann DeGennaro, TCNJ	Sr.	43	152	57	.375
1984	Carol Maioran, TCNJ	Jr.	50	178	84	.472
1985	Carol Maioran, TCNJ	Sr.	38	123	57	.463
1986	Diane Klueg, TCNJ	Fr.	49	165	73	.442
1987	Diane Klueg, TCNJ	So.	47	157	70	.446
1988	Ilene Cohen, TCNJ	Sr.	46	152	74	.487
1989	Anne Cordaro, Cal St. San B'dino	Sr.	28	132	61	.462
1990	Jill Herman, TCNJ	Sr.	52	158	66	.418
1991	Jeanne Hengemuhle, TCNJ	Jr.	51	173	77	.445
1992	Jeanne Hengemuhle, TCNJ	Sr.	50	161	72	.447
1993	Jodi Stuck, Allegheny	So.	38	137	65	.474
1994	JoAnn Heckethorn, TCNJ	Sr.	52	176	94	.534
1995	Michelle Carlson, TCNJ	Sr.	54	162	101	.623
1996	Joy Pittner, Rowan	Sr.	41	147	83	.565
1997	Jessica Johnson, Wheaton (Mass.)	Jr.	51	160	78	.488
1998	Nicole Cefaratti, Buffalo St.	Jr.	42	160	95	.594
1999	Julia Best, Methodist	So.	44	157	80	.510
2000	Cassie Cunningham, Capital	Sr.	44	153	79	.516
2001	Maren Schrader, Wheaton (Mass.)	So.	51	192	84	.438
2002	Emily Deuth, Hamline	Jr.	36	140	75	.536
	Cherie Bailey, Western Conn. St.	Jr.	43	156	75	.481
2003	Brynn Hasse, Ill. Wesleyan	So.	46	163	77	.472
2004	Jessica DeMooney, LaGrange	So.	43	148	76	.514
2005	Christel Gould, Baptist Bible (Pa.)	Fr.	36	138	68	.493
2006	Kari Hoying, Muskingum	So.	52	174	72	.471

DOUBLES PER GAME

Year	Player, Team	Cl.	G	No.	Avg.
1982	Debbie Breen, New Jersey City	Sr.	16	8	0.50
1983	Paula Garner, Augustana (Ill.)	Jr.	20	9	0.45
1984	Cindy Wood, Simpson	So.	19	10	0.53
1985	Donna Mauro, Molloy	Jr.	30	13	0.43
1986	Beth Schumacher, Concordia (Ill.)	Sr.	23	11	0.48
1987	Lisa Lake, Trinity (Conn.)	Jr.	12	11	0.92
1988	Audrey Warnock, John Carroll	Jr.	20	11	0.55
1989	Christi Herzberg, Coe	Jr.	29	16	0.55
1990	Lisa Bumpus, Western Conn. St.	Jr.	15	8	0.53
1991	Melissa Ivlow, Aurora	Sr.	35	19	0.54
1992	Katy Decker, Lawrence	Sr.	16	12	0.75
1993	Kate Murphy, Rosemont	Jr.	13	10	0.77
1994	Erica Petersen, Suffolk	Fr.	22	15	0.68
1995	Renee Lehmann, Regis (Mass.)	Jr.	23	14	0.61
1996	Erica Petersen, Suffolk	Jr.	24	17	0.71
1997	Hillary Peart, Lehman	Jr.	18	16	0.89
1998	Kim Sears, Wheaton (Mass.)	So.	50	33	0.66
1999	Julia Best, Methodist	So.	44	29	0.66
2000	Tara Dempsey, Lehman	Fr.	25	18	0.72
2001	Teresa Magrann, Arcadia	Jr.	31	18	0.58
2002	Kim Brizido, Pine Manor	Sr.	41	23	0.56
2003	Julie Bowlin, Peace	So.	31	18	0.58
2004	Maggie Schaeffer, Arcadia	Jr.	41	21	0.51
2005	Jen Quimby, Chatham	Fr.	19	16	0.84
2006	Sara Stas, Cal St. East Bay	So.	35	20	0.57

DOUBLES

Year	Player, Team	Cl.	G	No.	Avg.
1982	Nancy Lobb, Oswego St.	Jr.	21	9	0.43
	Lori Stirn, Buena Vista	Jr.	40	9	0.23
	Sheri Tawzer, Buena Vista	So.	44	9	0.20
1983	Lori Stirn, Buena Vista	Sr.	39	13	0.33
1984	Karen Youngman, TCNJ	Sr.	52	16	0.31
1985	Amy Baudouin, Aurora	Jr.	34	13	0.38
1986	Julie Curtis, Whittier	Jr.	39	13	0.33
	Diane Klueg, TCNJ	Fr.	49	13	0.27
1987	Donna McLean, Westfield St.	Sr.	29	17	0.59
1988	Sue Varley, Western New Eng.	Sr.	27	14	0.52
	Laura Redick, La Verne	Sr.	30	14	0.47
1989	Christi Herzberg, Coe	Jr.	29	16	0.55
1990	Kate Titus, Muskingum	Jr.	41	19	0.46
1991	Melissa Ivlow, Aurora	Sr.	35	19	0.54
1992	Lois Fyfe, Montclair St.	Sr.	45	21	0.47
1993	Brandy Valentine, North Central (Ill.)	Fr.	31	19	0.61
1994	Tara Dickert, Allegheny	Jr.	40	25	0.63
1995	Tricia Gomes, Brandeis	So.	34	20	0.59
1996	Becky Bliss, Springfield	Jr.	38	25	0.66
	Dina Terciera, Wheaton (Mass.)	Fr.	38	25	0.66
1997	Michelle Tarzia, Western Conn. St.	Sr.	40	25	0.63
1998	Kim Sears, Wheaton (Mass.)	So.	50	33	.066
1999	Julia Best, Methodist	So.	44	29	0.66
2000	Kari Whitney, Roanoke	Sr.	48	20	0.42
2001	Erin Gross, Salisbury	Sr.	46	26	0.57
2002	Kim Brizido, Pine Manor	Sr.	41	23	0.56
2003	Sara Durant, Ithaca	So.	41	22	0.54
2004	Maggie Schaeffer, Arcadia	Jr.	41	21	0.51
2005	Mandie Fuston, Piedmont	Jr.	42	21	0.50
	Jena Robertston, Rochester	So.	45	21	0.47
2006	Kim Kreimer, Thomas More	Jr.	45	23	0.51

TRIPLES PER GAME

Year	Player, Team	Cl.	G	No.	Avg.
1982	Julie Dennis, Allegheny	Fr.	21	5	0.24
1983	Michelle Zawoiski, Wilkes	Fr.	15	6	0.40
1984	Kelly Hurley, Regis (Mass.)	So.	14	5	0.36
1985	Lisa Sullivan, McDaniel	Fr.	15	9	0.60
1986	Lisa Sullivan, McDaniel	So.	17	11	0.65
1987	Roe Molinelli, Stony Brook	So.	20	7	0.35
1988	Zoraida Diaz, Albany (N.Y.)	So.	17	6	0.35
1989	Jennifer Grower, Mount Union	So.	24	7	0.29
1990	Rhonda McLean, Wesleyan	So.	17	7	0.41
1991	Jeanne Hengemuhle, TCNJ	Jr.	51	17	0.33
1992	Sandra Johnson, McDaniel	Fr.	27	8	0.30
1993	Windy Anzalone, Roger Williams	Jr.	14	6	0.43
1994	Kelly Sciss, Delaware Valley	Sr.	23	9	0.39
1995	Kim Kelly, Arcadia	So.	24	10	0.42
1996	Gwyn Jones, Millikin	Jr.	24	10	0.42
1997	Karla Alderfer, East. Mennonite	Jr.	19	8	0.42
1998	Diana Burroughs, Albertus Magnus	Sr.	24	10	0.42
1999	Karrieann Kolinek, New Rochelle	Sr.	9	6	0.67
2000	Renee Hellert, New England Col.	Jr.	26	10	0.38
2001	Collette Dafoe, St. Lawrence	Jr.	31	10	0.32
2002	Amanda Bludworth, Dallas	So.	25	9	0.36
2003	Sarah Tarasewicz, Wis.-Superior	So.	38	10	0.26
2004	Janine Perna, Cedar Crest	Sr.	27	7	0.26
2005	Susan Pappathopoulos, Martin Luther	Jr.	34	11	0.32
2006	Jaime Bellettini, Brooklyn	So.	24	7	0.29

TRIPLES

Year	Player, Team	Cl.	G	No.	Avg.
1982	Theresa Palchetka, Aurora	Jr.	35	8	0.23
1983	Debbie Countess, Whittier	Fr.	30	10	0.33
1984	Rita Schulz, Benedictine (Ill.)	Sr.	35	11	0.31
	Laurie Koustik, La Verne	Sr.	48	11	0.23
1985	Marcia Fichtelman, Ohio Northern	So.	25	11	0.44
1986	Lisa Sullivan, McDaniel	So.	17	11	0.65
	Peggy Schmitt, Coe	Fr.	29	11	0.38
	Marcia Fichtelman, Ohio Northern	Jr.	33	11	0.33
1987	Melissa Ivlow, Aurora	Fr.	34	10	0.29
1988	Tara Harris, Rutgers-Camden	Sr.	26	9	0.35
	Melissa Ivlow, Aurora	So.	40	9	0.23
1989	Jennifer Grower, Mount Union	So.	24	7	0.29
	Kari Lundberg, Wis.-La Crosse	Fr.	29	7	0.24
	Kelli Gaisford, Aurora	So.	30	7	0.23
	Melissa Ivlow, Aurora	Jr.	30	7	0.23
1990	Sheila Bullock, Aurora	Jr.	38	10	0.26
1991	Jeanne Hengemuhle, TCNJ	Jr.	51	17	0.33
1992	Anna Bowers, Va. Wesleyan	Jr.	45	11	0.24
1993	Amy Periman, Aurora	Jr.	31	10	0.32
1994	Kelly Sciss, Delaware Valley	Sr.	23	9	0.39
	Kristen Ochs, Hanover	Sr.	34	9	0.26
	Angie Tigges, Heidelberg	Fr.	35	9	0.26
	Brandy Valentine, North Central (Ill.)	So.	36	9	0.25
	Amy Periman, Aurora	Sr.	37	9	0.24
1995	Becky Klus, Hanover	Fr.	36	12	0.33
	Michelle Carlson, TCNJ	Sr.	54	12	0.22
1996	Kelly Fackler, Lynchburg	Jr.	37	12	0.32
	Joy Pittner, Rowan	Sr.	41	12	0.32

Year	Player, Team	Cl.	G	No.	Avg.
1997	Leslie Kobasa, N.C. Wesleyan	Jr.	44	11	0.25
1998	Anita DeFeo, TCNJ	Sr.	39	15	0.38
1999	Sara French, Bridgewater (Va.)	Fr.	47	13	0.28
2000	Cathy Bounds, Manchester	Sr.	41	14	0.34
2001	Cindy Berres, Marian (Wis.)	Sr.	37	11	0.30
	Angela Vecchione, Bridgewater St.	Sr.	42	11	0.26
2002	Carrie Raffone, John Jay	Jr.	32	11	0.34
2003	Sarah Tarasewicz, Wis.-Superior	So.	38	10	0.26
2004	Jessie Kuryla, Webster	Jr.	36	9	0.25
2005	Susan Pappathopoulos, Martin Luther	Jr.	34	11	0.32
	Brittany McLean, Pitt.-Bradford	So.	41	11	0.27
2006	Christie Lotti, Rhode Island Col.	So.	44	11	0.25
	Emily Sunshine, Emory	Sr.	47	11	0.23

HOME RUNS PER GAME

Year	Player, Team	Cl.	G	No.	Avg.
1982	Mary Ann Tarantino, Scranton	Jr.	31	11	0.35
1983	Michelle Zawoiski, Wilkes	Fr.	15	8	0.53
1984	Rita Schulz, Benedictine (Ill.)	Sr.	35	10	0.29
1985	Julie Curtis, Whittier	So.	36	11	0.31
1986	Julie Curtis, Whittier	Jr.	39	14	0.36
1987	Trish Neary, Western Conn. St.	Sr.	15	7	0.47
1988	Rachel Clayton, Bates	So.	15	8	0.53
1989	Tanya Allen, Skidmore	Fr.	14	5	0.36
1990	Stacey Sparks, Millikin	Jr.	36	10	0.28
1991	Beth Trapani, Staten Island	Jr.	27	7	0.26
1992	Jennifer Lanoue, Manhattanville	So.	18	5	0.28
1993	Kelly Pierucki, Wheaton (Ill.)	So.	25	7	0.28
1994	Michelle Carlson, TCNJ	Jr.	52	20	0.38
1995	Michelle Carlson, TCNJ	Sr.	54	21	0.39
1996	Erica Petersen, Suffolk	Jr.	24	7	0.29
1997	Stephanie Carew, Chapman	So.	42	15	0.36
1998	Carrie McVicker, John Carroll	Sr.	34	14	0.41
1999	Carrah Fisk, Keene St.	Sr.	43	16	0.37
2000	Kim Sears, Wheaton (Mass.)	Sr.	45	17	0.38
2001	Carrie Raffone, John Jay	So.	31	15	0.48
2002	Mandy Carnes, Muskingum	Jr.	48	24	0.50
2003	Sara Albert, Brandeis	Jr.	26	13	0.50
2004	Allison Ratcliff, East Tex. Baptist	So.	44	15	0.34
2005	Laura Fencik, Arcadia	So.	44	18	0.41
2006	Caroline Cubbage, Lynchburg	Jr.	44	17	0.39

HOME RUNS

Year	Player, Team	Cl.	G	No.	Avg.
1982	Mary Ann Tarantino, Scranton	Jr.	31	11	0.35
	Rita Schulz, Benedictine (Ill.)	So.	32	11	0.34
1983	Michelle Zawoiski, Wilkes	Fr.	15	8	0.53
1984	Rita Schulz, Benedictine (Ill.)	Sr.	35	10	0.29
1985	Julie Curtis, Whittier	So.	36	11	0.31
1986	Julie Curtis, Whittier	Jr.	39	14	0.36
1987	Trish Neary, Western Conn. St.	Jr.	15	7	0.47
1988	Lisa Sullivan, McDaniel	Sr.	21	9	0.43
	Lori Lobb, Elizabethtown	Jr.	30	9	0.30
	Karrie Timm, Millikin	Fr.	32	9	0.28
1989	Cheryl Zekas, Scranton	So.	22	7	0.32
	Danielle Kittelson, Luther	Jr.	33	7	0.21
	Kate Titus, Muskingum	So.	39	7	0.18
1990	Stacey Sparks, Millikin	Jr.	36	10	0.28
	Kate Titus, Muskingum	Jr.	41	10	0.24
1991	Julie Groetsch, St. Benedict	Fr.	31	8	0.26
	Kate Titus, Muskingum	Sr.	37	8	0.22
1992	Kelly Pierucki, Wheaton (Ill.)	Fr.	30	7	0.23
1993	Michelle Phillips, Redlands	So.	34	9	0.26
1994	Michelle Carlson, TCNJ	Jr.	52	20	0.38
1995	Michelle Carlson, TCNJ	Sr.	54	21	0.39
1996	Heidi Stevens, Cal Lutheran	Sr.	37	10	0.27
	Jen Goodwin, Bridgewater St.	Sr.	38	10	0.26
	Heather Shingary, Muskingum	So.	40	10	0.25
1997	Jessica Johnson, Wheaton (Mass.)	Jr.	51	16	0.31
1998	Carrie McVicker, John Carroll	Sr.	34	14	0.41
	Stephanie Carew, Chapman	Jr.	48	14	0.29
	Heather Shingary, Muskingum	Sr.	52	14	0.27
1999	Carrah Fisk, Keene St.	Sr.	43	16	0.37
2000	Kim Sears, Wheaton (Mass.)	Sr.	45	17	0.38
2001	Carrie Raffone, John Jay	So.	31	15	0.48
	April Harned, Salisbury	Sr.	46	15	0.33
2002	Mandy Carnes, Muskingum	Jr.	48	24	0.50
2003	Erin O'Connell, Wis.-Stout	So.	36	15	0.42
2004	Stacey Preambo, King's (Pa.)	Jr.	49	16	0.33
2005	Laura Fencik, Arcadia	So.	44	18	0.41
2006	Caroline Cubbage, Lynchburg	Jr.	44	17	0.39
	Jennifer Jimenez, Montclair St.	Fr.	46	17	0.37
	Nikki Conway, St. Thomas (Minn.)	Sr.	52	17	0.33

RUNS BATTED IN PER GAME

Year	Player, Team	Cl.	G	No.	Avg.
1982	Diane Smith, Nasson	So.	13	24	1.85
1983	Michelle Zawoiski, Wilkes	Fr.	15	25	1.67
1984	Kelly Hurley, Regis (Mass.)	So.	14	27	1.93
1985	Mary Anne Veltre, Hunter	Jr.	18	33	1.83
1986	Marcia Fichtelman, Ohio Northern	Jr.	33	51	1.55
1987	Adrienne Jester, Nazareth	Sr.	13	26	2.00
1988	Rachel Clayton, Bates	So.	15	43	2.87
1989	Hollie Kozak, Baldwin-Wallace	Sr.	28	40	1.43
1990	Julie Hesseltine, Mount Holyoke	Fr.	19	29	1.53
1991	Melissa Ivlow, Aurora	Sr.	35	72	2.06
1992	Katy Decker, Lawrence	Sr.	16	25	1.56
1993	Carol Murphy, Skidmore	So.	14	26	1.86
1994	Suzanne Stanley, Staten Island	Sr.	22	42	1.91
1995	Jaimee Smith, Gordon	Sr.	17	35	2.06
1996	Erica Petersen, Suffolk	Jr.	24	47	1.96
1997	Hillary Peart, Lehman	Jr.	18	36	2.00
1998	Chris Lamberti, St. Joseph's (L.I.)	Jr.	24	57	2.38
1999	Lola Beckford, Lehman	Fr.	18	37	2.06
2000	Sara Pray, Pine Manor	So.	33	66	0.50
2001	Carrie Raffone, John Jay	So.	31	73	2.35
2002	Carrie Raffone, John Jay	Jr.	32	64	2.00
2003	Sara Albert, Brandeis	Jr.	26	43	1.65
2004	Gretchen Ruecker, Pacific Lutheran	So.	38	62	1.63
2005	Kristen Tong, Farmingdale	Sr.	21	35	1.67
2006	Jaime Bellettini, Brooklyn	So.	24	46	1.92

RUNS BATTED IN

Year	Player, Team	Cl.	G	No.	Avg.
1982	Rita Schulz, Benedictine (Ill.)	So.	32	55	1.72
1983	Karen Youngman, TCNJ	Jr.	44	45	1.02
1984	Rita Schulz, Benedictine (Ill.)	Sr.	35	51	1.46
1985	Sonja Mixon, Methodist	So.	44	53	1.20
1986	Julie Curtis, Whittier	Jr.	39	58	1.49
1987	Janice Higgins, Kean	Sr.	41	51	1.24
1988	Laura Redick, La Verne	Sr.	30	54	1.80
1989	Hollie Kozak, Baldwin-Wallace	Sr.	28	40	1.43
1990	Sheila Bullock, Aurora	Jr.	38	52	1.37
1991	Melissa Ivlow, Aurora	Sr.	35	72	2.06
1992	Alecia Taverniti, Chris. Newport	Fr.	46	44	0.96
1993	Kara Gilligan, Rowan	Jr.	49	55	1.12
1994	Michelle Carlson, TCNJ	Jr.	52	90	1.73
1995	Michelle Carlson, TCNJ	Sr.	54	96	1.78
1996	Joy Pittner, Rowan	Sr.	41	62	1.51
1997	Jessica Johnson, Wheaton (Mass.)	Jr.	51	65	1.27
1998	Kim Sears, Wheaton (Mass.)	So.	50	67	1.34
1999	Melissa Jones, Brandeis	Sr.	42	73	1.74
2000	Kim Sears, Wheaton (Mass.)	Sr.	45	69	1.53
2001	April Harned, Salisbury	Sr.	46	79	1.72
2002	Mandy Carnes, Muskingum	Jr.	48	65	1.35
2003	Sue Whitcher, La Verne	Sr.	42	56	1.33
2004	Maggie Schaeffer, Arcadia	Jr.	41	64	1.56
2005	Laura Fencik, Arcadia	So.	44	60	1.36
2006	Kaitlyn Bowman, Bridgewater (Va.)	Fr.	41	66	1.61

Bridgewater (Virginia) Sports Information

As a freshman in 2006, Kaitlyn Bowman of Bridgewater (Virginia) drove in 66 runs, the most by a Division III player.

SLUGGING PERCENTAGE

Year	Player, Team	Cl.	G	AB	Hits	TB	Pct.
1990	Joanne Janowski, Buffalo St.	Jr.	27	91	49	79	.868
1991	Melissa Ivlow, Aurora	Jr.	35	110	62	111	1.009
1992	Jen Walsh, Widener	Fr.	25	67	30	56	.836
1993	Amy Periman, Aurora	Jr.	31	97	48	99	1.021
1994	Michelle Carlson, TCNJ	Jr.	52	148	85	177	1.196
1995	Michelle Carlson, TCNJ	Sr.	54	162	101	204	1.259
1996	Erica Petersen, Suffolk	Jr.	24	90	50	98	1.089
1997	Julie Backof, McDaniel	Jr.	31	108	62	123	1.139
1998	Vickie Shalian, Emmanuel (Mass.)	Fr.	22	74	38	73	.986
1999	Melissa Jones, Brandeis	Sr.	42	113	56	113	1.000
2000	Sara Pray, Pine Manor	So.	33	93	54	113	1.215
2001	Carrie Raffone, John Jay	So.	31	108	61	127	1.176
2002	Carrie Raffone, John Jay	Jr.	32	113	66	130	1.150
2003	Sara Albert, Brandeis	Jr.	26	79	35	87	1.101
2004	Gretchen Ruecker, Pacific Lutheran	So.	38	118	62	117	.992
2005	Jen Quimby, Chatham	Fr.	19	74	44	76	1.027
2006	Jaime Bellettini, Brooklyn	So.	24	67	36	79	1.179

TOTAL BASES

Year	Player, Team	Cl.	G	AB	Hits	TB	Pct.
1990	Kate Titus, Muskingum	Jr.	41	117	50	101	.863
1991	Jeanne Hengemuhle, TCNJ	Jr.	51	173	77	115	.665
1992	Lois Fyfe, Montclair St.	Sr.	45	136	61	99	.728
1993	Jeanette Goodwin, Bridgewater St.	Fr.	37	117	59	104	.889
1994	Michelle Carlson, TCNJ	Jr.	52	148	85	177	1.196
1995	Michelle Carlson, TCNJ	Sr.	54	162	101	204	1.259
1996	Lisa Cancilla, Chapman	Sr.	49	158	80	129	.816
1997	Jessica Johnson, Wheaton (Mass.)	Jr.	51	160	78	148	.925
1998	Kim Sears, Wheaton (Mass.)	So.	50	174	92	148	.851
1999	Leanne Harris, Salem St.	Jr.	41	138	72	135	.978
2000	Alison Rohdy, Coe	Sr.	52	153	78	136	.889
2001	Laura Remia, Ithaca	Sr.	45	144	71	142	.986
2002	Mandy Carnes, Muskingum	Jr.	48	136	68	152	1.118
2003	Mandy Carnes, Muskingum	Sr.	47	141	64	115	.816
2004	Stacey Preambo, King's (Pa.)	Jr.	49	159	63	137	.862
2005	Laura Fencik, Arcadia	So.	44	132	60	127	.962
2006	Kari Hoying, Muskingum	So.	52	174	82	144	.828

STOLEN BASES PER GAME

Year	Player, Team	Cl.	G	SB	SBA	Avg.
1982	Carla Wetzel, Grove City	Sr.	13	16	—	1.23
1983	Alison Celona, Bethany (W.V.)	Sr.	13	22	23	1.69
1984	Debra Daviau, Brandeis	Jr.	15	21	24	1.40
1985	Jean Kennedy, Nichols	Fr.	16	18	21	1.13
1986	Carla Oglesby, Methodist	Sr.	39	44	50	1.13
1987	Robin Silver, Trinity (Conn.)	Fr.	12	19	20	1.58
1988	Cindy Jenkins, Castleton St.	Fr.	22	24	27	1.09
1989	Jen Revelle, Coast Guard	So.	29	46	51	1.59
1990	Leslie Fernandes, Regis (Mass.)	Sr.	17	29	32	1.71
1991	Paula Eaton, Westfield St.	So.	25	37	43	1.48
1992	Maria Colon, Lehman	Fr.	16	26	27	1.63
1993	Lynda Terry, New England Col.	Sr.	10	22	25	2.20
1994	Laura Galopim, Regis (Mass.)	Sr.	21	50	51	2.38
1995	Karri Alexion, Wentworth Inst.	Sr.	15	26	28	1.73
1996	Keisha Plowden, Hunter	Jr.	23	32	35	1.39
1997	Stephanie Holt, Blackburn	Jr.	31	52	57	1.68
1998	Adrianne Cole, Mount Union	So.	35	42	43	1.20
	Samantha Fourcell, John Jay	Fr.	30	36	36	1.20
1999	Yvette McNally, Cal Lutheran	So.	34	44	55	1.29
2000	Vickie Shalian, Emmanuel (Mass.)	Jr.	33	62	69	1.88
2001	Kristy Pfister, La Roche	Jr.	30	37	38	1.23
2002	Kristy Pfister, La Roche	Sr.	26	41	43	1.58
2003	Jennifer Kypta, Maryville (Mo.)	Jr.	35	49	55	1.40
2004	Shannon Greathouse, Wilson	Fr.	21	32	33	1.52
2005	Mary Greenway, Ferrum	Fr.	41	50	51	1.22
2006	Rachael Cline, Wilson	Jr.	23	33	35	1.43

STOLEN BASES

Year	Player, Team	Cl.	G	SB	SBA	Avg.
1982	Kate Broga, Westfield St.	Jr.	28	24	—	0.86
1983	Kate Broga, Westfield St.	Sr.	32	33	33	1.03
1984	Lynn Denning, Fitchburg St.	Fr.	19	25	—	1.32
1985	Carla Oglesby, Methodist	Jr.	44	35	42	0.80
1986	Carla Oglesby, Methodist	Sr.	39	44	50	1.13
1987	Chela Castano, Redlands	Fr.	32	49	52	1.53
1988	Anne Cordaro, Cal St. San B'dino	Jr.	38	32	34	0.84
1989	Jen Revelle, Coast Guard	So.	29	46	51	1.59
1990	Carrie Brown, Messiah	Jr.	26	38	38	1.46
	Chela Castano, Redlands	Sr.	34	38	39	1.12
1991	Paula Eaton, Westfield St.	So.	25	37	43	1.48
1992	Paula Eaton, Westfield St.	Jr.	33	52	58	1.58
1993	JoAnn Heckethorn, TCNJ	Jr.	41	36	40	0.88
1994	JoAnn Heckethorn, TCNJ	Sr.	52	67	69	1.29
1995	Rachel Hudak, TCNJ	Sr.	45	55	59	1.22
1996	Suzanne Brion, Wis.-Stout	Jr.	39	46	50	1.18
	Crystal Feo, Rowan	So.	41	46	49	1.12
1997	Stephanie Holt, Blackburn	Jr.	31	52	57	1.68
1998	Adrianne Cole, Mount Union	So.	35	42	43	1.20
1999	Jessica Boumeester, St. Thomas (Minn.)	Sr.	45	47	48	1.04
2000	Michele Dlugosz, King's (Pa)	So.	44	63	66	1.43
2001	Maren Schrader, Wheaton (Mass.)	So.	51	55	59	1.08
2002	Michele Dlugosz, King's (Pa.)	Sr.	47	43	47	0.91
2003	Jennifer Kypta, Maryville (Mo.)	Jr.	35	49	55	1.40
2004	Anna Poulter, Wis.-River Falls	Sr.	42	53	53	1.26
2005	Mary Greenway, Ferrum	Fr.	41	50	51	1.22
2006	Carrie Embree, St. Thomas (Minn.)	Jr.	52	42	47	0.81

BASES ON BALLS PER GAME

Year	Player, Team	Cl.	G	No.	Avg.
1990	Tanya Allen, Skidmore	So.	17	21	1.24
1991	Christine Ferrara, Suffolk	Jr.	19	29	1.53
1992	Morayma Allende, Lehman	Jr.	14	22	1.57
1993	Julie Sheldon, Hamilton	Sr.	15	20	1.33
1994	Tina Davis, Castleton St.	So.	16	21	1.31
1995	Hilda Sanchez, Lehman	Sr.	19	23	1.21
1996	Janine Wuschke, Mass.-Boston	So.	17	26	1.53
1997	Erinn Scalzo, SCAD	Fr.	23	26	1.13
1998	Allyson Wolff, St. Joseph's (L.I.)	Fr.	25	32	1.28
1999	Janice Narowski, WPI	So.	27	29	1.07
2000	Kim DeBruin, Russell Sage	Jr.	21	23	1.10
2001	Lindsey Paulsrud, Manhattanville	So.	28	29	1.04
2002	Nicole Errico, Baruch	Fr.	23	22	0.96
2003	Dana Caputo, Brooklyn	Fr.	21	21	1.00
	Erika Noriega, Lehman	Sr.	23	23	1.00
2004	Ashley McCahan, Chatham	Fr.	19	20	1.05
2005	Heidi Bellemore, Johnson St.	Fr.	20	23	1.15
2006	Amanda Zieminski, City Tech	So.	16	20	1.25

BASES ON BALLS

Year	Player, Team	Cl.	G	No.	Avg.
1990	Kris Malone, Aurora	Jr.	37	36	0.97
1991	Tonia Steinmetz, Wis.-Eau Claire	Sr.	40	39	0.98
1992	Kim Turbin, Albion	Jr.	31	32	1.03
	Kim Wells, Chris. Newport	Jr.	46	32	0.70
1993	Angie Hileman, Anderson (Ind.)	So.	30	31	1.03
	Becky Satre, Augsburg	Fr.	34	31	0.91
	Kim Ross, Carleton	Sr.	34	31	0.91
1994	Amy Misch, St. Mary's (Ind.)	So.	36	33	0.92
	Jenny Madden, Benedictine (Ill.)	Sr.	37	33	0.89
1995	Lori Gudas, Chicago	Sr.	39	36	0.92
1996	Cristina DeLeon, Redlands	Jr.	39	34	0.87
1997	Amy Dolan, Manhattanville	So.	28	28	1.00
1998	Allyson Wolff, St. Joseph's (L.I.)	Fr.	25	32	1.28
1999	Kerry Bronnenkant, Brandeis	Fr.	42	35	0.83
	Karri Meinen, Wis.-Eau Claire	Jr.	54	35	0.65
2000	Allyson Wolff, St. Joseph's (L.I.)	Jr.	39	40	1.03
2001	Suann Adler, Edgewood	Fr.	41	34	0.83
2002	Shannon Fritzke, Pacific Lutheran	Sr.	37	33	0.89
2003	Kari McDonnell, Montclair St.	So.	45	35	0.78
2004	Rachel Frasch, MacMurray	Jr.	43	32	0.74
2005	Liz Sisca, Wm. Paterson	So.	49	42	0.86
2006	Lani Cabral-Pini, Lesley	Fr.	33	41	1.24

TOUGHEST TO STRIKE OUT

Year	Player, Team	Cl.	G	AB	SO	Avg.
1990	Patty Kinghorn, TCNJ	Jr.	52	161	0	0.0
1991	Deb Miller, Ohio Northern	Jr.	32	103	0	0.0
1992	Jeanne Hengemuhle, TCNJ	Sr.	50	161	0	0.0
1993	Kim Schoenwetter, Wis.-Eau Claire	Sr.	29	96	0	0.0
1994	Tracy Burkhart, Kean	Jr.	43	138	0	0.0
1995	Traci Anderson, Wittenberg	Sr.	37	118	0	0.0
1996	Lisa Cancilla, Chapman	Sr.	49	158	0	0.0
1997	Traci Carr, Elmhurst	Fr.	41	136	0	0.0
1998	Kelly Roth, Hanover	So.	41	140	0	0.0
1999	Amanda Johnson, Chowan	So.	43	137	0	0.0
2000	Sabrina Zaparyniuk, Maryville (Tenn.)	Jr.	29	88	0	0.0
2001	Katie Fazekas, Heidelberg	Fr.	38	117	0	0.0
2002	Megan Johnston, Cabrini	Sr.	44	149	0	0.0
2003	Julie Gentner, Cortland St.	Sr.	51	158	1	158.0
2004	Brianna Shawah, Wheaton (Mass.)	Sr.	42	133	1	133.0
2005	Amanda Leitzen, Carthage	Sr.	37	124	1	124.0
2006	Christy Shipley, East Tex. Baptist	Jr.	52	151	0	0.0
	Abby Arceneaux, Union (N.Y.)	Sr.	39	137	0	0.0
	Jaime Bellettini, Brooklyn	So.	24	67	0	0.0

SACRIFICE HITS PER GAME

Year	Player, Team	Cl.	G	SH	Avg.
2004	Jeana Baker, Simpson	Jr.	39	30	0.77
2005	Mindy Benz, Carroll (Wis.)	Fr.	24	16	0.67
2006	Lisa DiCristofaro, Lebanon Valley	Sr.	39	23	0.59

SACRIFICE HITS

Year	Player, Team	Cl.	G	SH	Avg.
2004	Jeana Baker, Simpson	Jr.	39	30	0.77
2005	Lisa Torn, Wis.-Oshkosh	Sr.	40	25	0.63
	Serena Fleming, Salisbury	So.	49	25	0.51
2006	Lisa DiCristofaro, Lebanon Valley	Sr.	39	23	0.59

HIT BY PITCH PER GAME

Year	Player, Team	Cl.	G	HBP	Avg.
2004	Lynsey Hart, Rose-Hulman	Sr.	39	23	0.59
2005	Sara Morse, Emory	So.	38	13	0.34
2006	May Alves, Piedmont	Sr.	42	18	0.43

HIT BY PITCH

Year	Player, Team	Cl.	G	HBP	Avg.
2004	Lynsey Hart, Rose-Hulman	Sr.	39	23	0.59
2005	Dana Litchfield, North Central (Ill.)	Sr.	48	16	0.33
2006	May Alves, Piedmont	Sr.	42	18	0.43

LOWEST EARNED-RUN AVERAGE

Year	Player, Team	Cl.	G	IP	R	ER	ERA
1982	Jill Uhlek, Mount Union	Sr.	11	58.2	26	5	0.60
1983	Gina LaMandre, TCNJ	So.	27	179.0	21	9	0.35
1984	Gina LaMandre, TCNJ	Jr.	24	148.0	16	5	0.24
1985	Amy Baudouin, Aurora	Jr.	20	120.0	16	3	0.18
1986	Jennifer Heinze, Augustana (Ill.)	So.	17	99.2	29	8	0.56
1987	Mindi Smith, Aurora	Jr.	12	81.0	15	3	0.26
1988	Barb Matlack, Wis.-Superior	So.	22	140.0	22	6	0.30
1989	Racquel Jensen, St. Benedict	Fr.	12	78.1	17	4	0.36
1990	Sharon Lorber, Coe	Sr.	32	168.1	17	7	0.29
1991	Lisa Aprati, Aurora	Jr.	18	109.1	43	4	0.26
1992	Heather White, Buena Vista	Fr.	17	104.1	16	7	0.47
1993	Missey Allen, Central (Iowa)	Fr.	17	113.1	14	4	0.25
1994	Amy Haeder, Buena Vista	Sr.	23	119.1	23	8	0.47
1995	Amy McGroty, Albany (N.Y.)	Fr.	16	101.0	32	5	0.35
1996	Kara Stanley, Central (Iowa)	So.	26	128.0	32	12	0.66
1997	Kelly Schade, Simpson	So.	35	189.1	19	10	0.37
1998	Tracie Lentz, Alma	Fr.	17	103.0	6	5	0.34
1999	Kelly Schade, Simpson	Sr.	42	260.1	32	17	0.46
2000	Libby Hysell, Central (Iowa)	Fr.	28	140.2	42	24	1.19
2001	Sarah Zaslaw, Western Conn St.	Fr.	20	127.0	14	5	0.28
2002	Sarah O'Malley, Rutgers-Camden	So.	24	132.2	26	9	0.47
2003	Libby Hysell, Central (Iowa)	Sr.	28	152.2	17	9	0.41
2004	Hannah Roberts, Chicago	So.	25	166.2	17	6	0.25
2005	Meghan McLoughlin, Keene St.	Sr.	20	136.0	13	4	0.21
2006	Jennifer Martinez, St. Joseph's (L.I.)	Jr.	24	145.1	17	7	0.34

STRIKEOUT RATIO

(Strikeouts per seven innings)

Year	Player, Team	Cl.	G	IP	SO	Avg.
1982	Beth Sparks, Aurora	Sr.	15	83.0	110	9.3
1983	Lynn Frank, Hope	Sr.	16	66.0	78	8.3
1984	Jody Collins, Illinois Col.	Sr.	18	77.0	83	7.5
1985	Patty Spielbauer, William Penn	Jr.	25	204.0	200	6.9
1986	Kim Durocher, Eastern Conn. St.	So.	29	182.2	245	9.4
1987	Sharon Lorber, Coe	Fr.	12	74.0	78	7.4
1988	Sharon Lorber, Coe	So.	17	110.1	126	8.0
1989	Sharon Lorber, Coe	Jr.	20	116.2	134	8.0
1990	Sharon Lorber, Coe	Sr.	32	168.1	192	8.0
1991	Elaine Gratrix, Muhlenberg	Jr.	25	150.0	202	9.4
1992	Donna Wheeler, Baldwin-Wallace	Sr.	29	145.0	203	9.8
1993	Laurie Machuga, Allegheny	So.	23	155.2	216	9.7
1994	Laurie Machuga, Allegheny	Jr.	21	135.1	211	10.9
1995	Melinda Carpenter, Albany (N.Y.)	Sr.	15	95.1	169	12.4
1996	Laurie Machuga, Allegheny	Sr.	33	181.0	291	11.3
1997	Kelly King, St. Mary's (Minn.)	Sr.	32	156.0	286	12.8
1998	Paige Stamp, Coe	So.	20	106.2	153	10.0
1999	Lindsey Blood, Keene St.	Sr.	29	119.0	193	11.4
2000	Kelly Ostler, Chicago	So.	19	95.2	146	10.7
2001	Kelly Ostler, Chicago	Jr.	21	130.2	206	11.0
2002	Melissa Korb, Pacific Lutheran	Sr.	25	131.2	222	11.8
2003	Kim Jeffs, Plymouth St.	So.	35	236.0	375	11.1
2004	Laurie Agresti, Wilkes	Fr.	21	133.1	221	11.6
2005	Laurie Agresti, Wilkes	So.	28	169.0	318	13.2
2006	Jennifer Martinez, St. Joseph's (L.I.)	Jr.	24	145.1	315	15.17

STRIKEOUTS

Year	Player, Team	Cl.	G	IP	SO	Avg.
1982	Dawn Schabacker, North Central (Ill.)	Jr.	26	152.0	146	6.7
1983	Dawn Schabacker, North Central (Ill.)	Sr.	20	128.0	134	7.3
1984	Rose Kalisak, TCNJ	So.	35	207.0	168	5.7
1985	Patty Spielbauer, William Penn	Jr.	25	204.0	200	6.9
1986	Kim Durocher, Eastern Conn. St.	So.	29	182.2	245	8.4
1987	Jennifer Brown, Millikin	Fr.	35	215.0	138	4.5
1988	Sharon Lorber, Coe	So.	17	110.1	126	8.0
1989	Missy Neblung, Buena Vista	Sr.	33	205.2	157	5.3
1990	Sharon Lorber, Coe	Sr.	32	168.1	192	8.0
1991	Elaine Gratrix, Muhlenberg	Sr.	25	150.0	202	9.4
1992	Donna Wheeler, Baldwin-Wallace	Sr.	29	145.0	203	9.8
1993	Laurie Machuga, Allegheny	So.	23	155.2	216	9.7
1994	Cristina Lukas, New Paltz St.	Jr.	31	210.0	232	7.7
1995	Laurie Machuga, Allegheny	Sr.	34	200.0	307	10.7
1996	Laurie Machuga, Allegheny	Sr.	33	181.0	291	11.3
1997	Kelly King, St. Mary's (Minn.)	Sr.	32	156.0	286	12.8
1998	Kelly Schade, Simpson	Jr.	36	250.1	341	9.5
1999	Kelly Schade, Simpson	Sr.	42	260.1	371	10.0
2000	Paige Stamp, Coe	Sr.	35	210.0	259	8.6
2001	Nan Duga, Springfield	Sr.	48	295.1	330	7.8
2002	Kim Jeffs, Plymouth St.	Fr.	32	215.0	360	11.7
2003	Kim Jeffs, Plymouth St.	So.	35	236.0	375	11.1
2004	Laura Heise, St. Scholastica	So.	35	213.1	337	11.1
2005	Laurie Agresti, Wilkes	So.	28	169.0	318	13.2
	Michelle Schlichtig, Rutgers-Camden	Sr.	35	231.0	318	9.6
2006	Laura Heise, St. Scholastica	Sr.	35	194.0	317	11.44

VICTORIES

Year	Player, Team	Cl.	G	IP	W	L	Pct.
1982	Lisa Kirk, Eastern Conn. St.	So.	23	143.0	17	4	.810
1983	Gina LaMandre, TCNJ	So.	27	179.0	22	4	.846
1984	Rose Kalisak, TCNJ	So.	35	207.0	28	1	.966
1985	Lisa Wymer, Methodist	Fr.	41	253.0	29	12	.707
1986	Tina Clark, Va. Wesleyan	So.	42	235.2	34	4	.895
	Lisa Wymer, Methodist	So.	48	307.2	34	11	.756
1987	Jennifer Brown, Millikin	Fr.	35	215.0	28	5	.848
1988	Tina Clark, Va. Wesleyan	Sr.	42	270.0	30	12	.714
1989	Laurie Dowd, Simpson	Sr.	34	214.0	26	6	.813
	Cathy Duffy, St. Thomas (Minn.)	So.	33	195.2	26	7	.788
1990	Jennifer LoPresti, TCNJ	Jr.	37	195.0	26	5	.839
	Kristi Klaasen, Calvin	Sr.	38	245.0	26	10	.722
1991	Jamie Mahnke, Central (Iowa)	Jr.	30	200.1	26	3	.897
1992	Becky Koenig, TCNJ	So.	29	176.1	27	1	.964
1993	Lisa Lamberson, Adrian	Fr.	36	238.0	25	10	.714
1994	Colleen Sich, St. Thomas (Minn.)	So.	38	251.0	28	10	.737
1995	Christy Guidorizzi, Chapman	Fr.	35	196.0	27	4	.871
	Karen Stefanowicz, TCNJ	Jr.	35	156.0	27	4	.871
1996	Christy Guidorizzi, Chapman	So.	36	214.2	26	4	.867
1997	Shauna Koolhaas, Calvin	Jr.	39	248.2	27	11	.711
1998	Kelly Schade, Simpson	Jr.	36	250.1	32	4	.889
	Tammy Webber, Bridgewater St.	Fr.	44	243.2	32	7	.821
1999	Kelly Schade, Simpson	Sr.	42	260.1	37	3	.925
2000	Jennifer Segner, Muskingum	Sr.	46	253.2	40	3	.930
2001	Nan Duga, Springfield	Sr.	48	295.1	35	8	.814
2002	Katie Mullinix, Salisbury	Jr.	47	287.2	35	10	.778
2003	Lacey Lister, Salisbury	Fr.	34	205.0	27	3	.900
2004	Erica Hoyt, Muskingum	So.	47	223.0	38	4	.905
2005	Erica Hoyt, Muskingum	Jr.	43	229.0	37	5	.881
2006	Colleen Oswald, Rowan	Sr.	40	233.0	33	5	.868

SAVES

Year	Player, Team	Cl.	G	IP	ERA	SV
1990	Dianna Moreno, UC San Diego	So.	15	67.0	0.52	4
	Amy Kirsch, Allegheny	Fr.	11	47.0	1.19	4
	Kim Pacheco, Mass.-Dartmouth	So.	16	76.2	1.39	4
1991	Anita Newsome, Va. Wesleyan	Jr.	14	72.1	1.45	4
1992	Nedra King, East. Mennonite	So.	22	75.2	2.13	9
1993	Deanna Hunt, Buffalo St.	Fr.	28	156.0	0.90	5
1994	Lauren Ravettine, Kean	Fr.	30	128.2	4.57	5
	Lori Langenderfer, St. Mary's (Ind.)	Fr.	17	59.1	5.07	5
1995	Amy Prochaska, Wis.-Stevens Point	So.	29	130.2	1.02	5
1996	Susan Ramm, Wm. Paterson	Fr.	19	86.1	1.86	4
	Sara Geisler, Edgewood	Fr.	5	16.0	2.19	4
	Carolyn Todd, St. Mary's (Minn.)	Jr.	15	41.0	2.22	4
1997	Becky Prochaska, Wis.-Stevens Point	So.	30	80.0	2.10	8
1998	Amy Zellers, Lebanon Valley	So.	27	134.1	2.03	5
1999	Andrea Teefy, Willamette	So.	18	21.1	4.27	5
2000	Kate Parkinson, North Central (Ill.)	So.	29	143.1	0.93	6
2001	Karen Guckenberger, Wis.-Stevens Point	So.	29	143.0	1.01	5
	Jodie Eldridge, Mass. Liberal Arts	So.	21	80.0	1.17	5
2002	Kate Reisch, Albright	Fr.	25	94.0	—	7
	Kristen Abernathy, East Tex. Baptist	So.	26	78.0	1.35	7

Year	Player, Team	Cl.	G	IP	ERA	SV
	Steph Saviola, Fredonia St.	Sr.	30	147.2	2.28	7
2003	Jennifer Sorensen, Methodist	Fr.	32	100.2	1.95	9
2004	Andrea Crow, Muskingum	Fr.	28	100.2	0.57	10
2005	Brittany Dearing, Willamette	Jr.	20	39.2	3.18	11
2006	Brittany Rathbun, Wis.-River Falls	So.	33	109.2	1.85	9

Team Records

Batting

AT-BATS
Game
76—Cortland St. vs. Le Moyne, April 28, 1992 (21 inn.)
Game, Seven or Fewer Innings
70—Marywood vs. N.J. Inst. of Tech., March 24, 1987

RUNS
Inning
15—Texas-Dallas vs. LeTourneau, April 8, 2004 (3rd inning)
Game
50—New England Col. vs. Pine Manor, April 9, 1991
Season
497—TCNJ, 1994 (52 games)

RUNS PER GAME
Season
15.00—St. Joseph's (L.I.), 1998 (375 in 25 games)

HITS
Game
46—New England Col. vs. Pine Manor, April 9, 1991
Season
624—TCNJ, 1994 (52 games)

BATTING AVERAGE
Season
.524—Rosemont, 1992 (172 of 328)
Season (Min. 1,000 at-bats)
.458—TCNJ, 1994 (624 of 1,361)

DOUBLES
Game
10—Bridgewater (Va.) vs. Ferrum, April 8, 1992; Rose-Hulman vs. Sewanee, Feb. 27, 2000; DeSales vs. Baptist Bible (Pa.), April 23, 2001
Season
114—TCNJ, 1994 (52 games); Salisbury, 1998 (46 games); Muskingum, 2006 (52 games)

DOUBLES PER GAME
Season
4.00—Rosemont, 1993 (52 in 13 games)

TRIPLES
Game
8—Hunter vs. City Tech, April 25, 2001
Season
43—N.C. Wesleyan, 1997 (44 games)

TRIPLES PER GAME
Season
2.06—McDaniel, 1986 (35 in 17 games)

HOME RUNS
Game
9—Geneseo St. vs. Medaille, April 1, 1999
Season
72—St. Thomas (Minn.), 2006 (52 games)

HOME RUNS PER GAME
Season
1.42—Brandeis, 2003 (37 in 26 games)

TOTAL BASES
Game
58—Hunter vs. Baruch, April 6, 2000
Season
872—TCNJ, 1994 (52 games)

SLUGGING PERCENTAGE
Season
.701—Rosemont, 1992 (230 total bases in 328 at-bats)
Season (Min. 1,000 at-bats)
.641—TCNJ, 1994 (872 total bases in 1,361 at-bats)

RUNS BATTED IN
Game
35—Aurora vs. Trinity (Ill.), April 12, 1989; Lycoming vs. Upsala, March 26, 1994

BASES ON BALLS
Game
30—Binghamton vs. Hunter, May 8, 1987
Season
249—Methodist, 1986 (49 games)

BASES ON BALLS PER GAME
Season
11.78—Mount Holyoke, 1982 (106 in nine games)

STOLEN BASES
Game
29—Regis (Mass.) vs. Emmanuel (Mass.), April 3, 1995
Season
224—TCNJ, 1995 (54 games)

STOLEN BASES PER GAME
Season
13.64—New Rochelle, 1999 (150 in 11 games)

STOLEN-BASE PERCENTAGE
Best Perfect Season
1.000—Rosemont, 1993 (111 of 111)

STRIKEOUTS
Game
24—Alma vs. Central (Iowa), May 19, 1994 (16 inn.)

RUNNERS LEFT ON BASE
Game
19—Rochester Inst. vs. Niagara, April 13, 1984

Pitching

EARNED-RUN AVERAGE
Season
0.31—TCNJ, 1984 (16 earned runs in 363.0 inn.)

SHUTOUTS
Season
32—TCNJ, 1984 (48 victories)

STRIKEOUT RATIO
(Strikeouts per seven innings)
Season
11.78—St. Joseph's (L.I.), 2006 (369 in 219.1 inn.)

BASE ON BALLS RATIO
(Bases on balls per seven innings)
Season
0.36—Daniel Webster, 2000 (8 in 155 inn.)

STRIKEOUTS
Game
24—Central (Iowa) vs. Alma, May 19, 1994 (16 inn.)

Fielding

FIELDING PERCENTAGE
Season
.979—Rowan, 2004 (759 putouts, 289 assists, 23 errors)

DOUBLE PLAYS
Game
4—Smith vs. WPI, April 27, 1989; Lynchburg vs. Coker, March 12, 1991; TCNJ vs. Goldey Beacom, March 26, 1995
Season
44—Cal St. San B'dino, 1988 (38 games)

DOUBLE PLAYS PER GAME
Season
1.89—Rhode Island Col., 1987 (34 in 18 games)

ERRORS
Game
17—Lynchburg vs. Gannon, April 4, 1985

Additional Records

VICTORIES
Season
48—TCNJ, 1984 (four losses); TCNJ, 1992 (two losses); TCNJ, 1994 (four losses); TCNJ, 1995 (six losses); St. Thomas (Minn.), 2006 (four losses)

WINNING PERCENTAGE
Season
1.000—Trinity (Conn.), 1990 (15-0)

LONGEST WINNING STREAK
43—St. Thomas (Minn.), March 21, 2004-March 11, 2005
Season
41—St. Thomas (Minn.), March 21-May 17, 2004

LARGEST WINNING MARGIN
Game
46—Lycoming (46) vs. Upsala (0), March 26, 1994; North Central (Ill.) (46) vs. North Park (0), April 15, 1995

Team Leaders

SINGLE-GAME RECORDS

Batting

AT-BATS

No.	Team vs. Opponent	Date
76	Cortland St. vs. Le Moyne (21 inn.)	April 28, 1992
70	Marywood vs. N.J. Inst. of Tech.	March 24, 1987
61	Roanoke vs. Wis.-Eau Claire (15 inn.)	May 20, 2000
61	McDaniel vs. Washington (Md.)	April 27, 1985
58	Monmouth (Ill.) vs. Coe (15 inn.)	May 4, 1996
57	Monmouth (Ill.) vs. Augustana (Ill.)	March 20, 1997
57	Ramapo vs. Bloomfield (17 inn.)	April 26, 1990
56	Lycoming vs. Upsala	March 26, 1994
56	Chris. Newport vs. Averett (11 inn.)	April 23, 1987
56	Buena Vista vs. Sonoma St. (15 inn.)	May 13, 1983
55	Neb. Wesleyan vs. Dana (15 inn.)	April 5, 1993
55	Eastern Conn. St. vs. Western Conn. St.	April 11, 1989
54	Brockport St. vs. Cortland St. (14 inn.)	April 24, 1990
54	Sonoma St. vs. Buena Vista (15 inn.)	May 13, 1983

RUNS

No.	Team vs. Opponent	Date
50	New England Col. vs. Pine Manor	April 9, 1991
46	North Central (Ill.) vs. North Park	April 15, 1995
46	Lycoming vs. Upsala	March 26, 1994
46	Marywood vs. N.J. Inst. of Tech.	March 24, 1987
44	Greensboro vs. Salem	Feb. 26, 2002
44	Manhattanville vs. Lehman	March 27, 1996
43	St. Mary's (Minn.) vs. St. Catherine's	April 21, 1997
42	Case Reserve vs. Lake Erie	April 1, 1997
42	Aurora vs. Trinity (Ill.)	April 12, 1989
41	St. Joseph's (L.I.) vs. Medgar Evers	April 18, 1998
41	Merchant Marine vs. Maritime (N.Y.)	April 23, 1994
40	St. Joseph's (Me.) vs. Me.-Presque Isle	April 17, 1994
40	Ramapo vs. Upsala	April 5, 1988
37	Skidmore vs. Utica/Rome	April 23, 1989
35	Western Conn. St. vs. Maritime (N.Y.)	April 25, 1991
34	Gettysburg vs. Centenary (N.J.)	March 15, 2000
34	Misericordia vs. Eastern	March 23, 1995
34	Regis (Mass.) vs. Southern Vt.	April 4, 1992
34	Eastern Conn. St. vs. Yale	April 30, 1982

RUNS, INNING

No.	Team vs. Opponent	Date (Inning)
17	DeSales vs. St. Elizabeth	April 29, 2001 (1st)
15	Texas-Dallas vs. LeTourneau	April 8, 2004 (3rd)
14	Baruch vs. City Tech	March 13, 2004 (1st)
14	Cortland St. vs. Fredonia St.	April 27, 2002 (3rd)
14	DeSales vs. Rosemont	April 22, 1995 (1st)
13	Ohio Wesleyan vs. Oberlin	April 6, 2004 (1st)
13	DeSales vs. Baptist Bible (Pa.)	April 12, 2000 (3rd)
13	Wooster vs. Centenary	March 16, 2000 (3rd)
13	DeSales vs. Neumann	April 20, 1995 (5th)
12	Ithaca vs. Western New Eng.	May 8, 2004 (4th)
12	Ozarks (Ark.) vs. Westminster (Mo.)	March 23, 2004 (4th)
12	Rowan vs. TCNJ	March 15, 2003 (2nd)
12	Emory vs. Brandeis	March 10, 2002 (5th)
12	Emory vs. Agnes Scott	Feb. 27, 2001 (1st)
12	Emory vs. Wesleyan (Ga.)	April 8, 2000 (1st)
11	Montclair St. vs. Staten Island	April 15, 2004 (1st)
11	Emory vs. Agnes Scott	March 5, 2004 (1st)
11	Cortland St. vs. Fredonia St.	April 26, 2003 (7th)
11	DeSales vs. St. Elizabeth	April 29, 2001 (3rd)
11	Cortland St. vs. New Paltz St.	April 22, 2001 (1st)
11	Emory vs. Clark-Atlanta	March 25, 2000 (4th)
11	DeSales vs. Immaculata	March 27, 1996 (4th)
11	DeSales vs. Rosemont	April 11, 1996 (3rd)
11	DeSales vs. Neumann	April 20, 1995 (3rd)
11	Cortland St. vs. Oneonta St.	April 29, 1990 (6th)
11	DeSales vs. Penn St.-Harrisburg	March 31, 1986 (4th)
11	DeSales vs. Penn St.-Harrisburg	March 31, 1986 (3rd)
11	Cortland St. vs. Colgate	April 7, 1984 (6th)
11	Rutgers-Camden vs. West Ala.	April 13, 1982 (3rd)

HITS

No.	Team vs. Opponent	Date
46	New England Col. vs. Pine Manor	April 9, 1991
34	Hunter vs. Baruch	April 6, 2000
33	Misericordia vs. Eastern	March 23, 1995
33	Lycoming vs. Upsala	March 26, 1994
32	Hunter vs. City Tech	April 25, 2001
32	Ramapo vs. Upsala	April 5, 1988
31	DeSales vs. St. Elizabeth	April 29, 2001
31	Misericordia vs. Neumann	April 8, 1995
31	Penn St.-Behrend vs. Swarthmore	March 9, 1992
30	Delaware Valley vs. Centenary (N.J.)	April 7, 1992
29	Martin Luther vs. Pillsbury	April 29, 1997
29	Wheaton (Ill.) vs. North Park	April 10, 1990
28	Wheaton (Ill.) vs. Robert Morris-Chicago	March 20, 1999
28	St. Joseph's (L.I.) vs. Medgar Evers	April 18, 1998
28	Aurora vs. Judson	May 1, 1991
27	Regis (Mass.) vs. Suffolk	March 25, 1995
27	Staten Island vs. Lehman	April 18, 1994
27	Wm. Paterson vs. Rutgers-Camden	April 25, 1990
27	Carthage vs. North Park	April 24, 1990
27	Millikin vs. Maryville (Mo.)	April 15, 1989
27	Chris. Newport vs. Averett (11 inn.)	April 23, 1987
27	Albright vs. Moravian	April 21, 1987

DOUBLES

No.	Team vs. Opponent	Date
10	DeSales vs. Baptist Bible (Pa.)	April 23, 2001
10	Rose-Hulman vs. Sewanee	Feb. 27, 2000
10	Bridgewater (Va.) vs. Ferrum	April 8, 1992
9	Salisbury vs. Catholic	March 11, 1998
8	Rutgers-Camden vs. Rutgers-Newark	April 9, 2005
8	Wittenberg vs. Thomas More	April 30, 2001
8	Va. Wesleyan vs. East Mennonite	April 1, 2000
8	Methodist vs. N.C. Wesleyan	May 14, 1999
8	Wheaton (Ill.) vs. Robert Morris-Chicago	March 20, 1999
8	Western Conn. St. vs. Plymouth St.	April 4, 1998
8	Beloit vs. Ripon	April 26, 1996
8	Wilkes vs. Upsala	April 23, 1994
7	Wis.-Eau Claire vs. St. Olaf	April 29, 2003
7	Wheaton (Mass.) vs. MIT	April 15, 2003
7	Cortland St. vs. Oneonta St.	April 10, 2003
7	Emory vs. Agnes Scott	April 2, 2003
7	Rowan vs. Muhlenberg	April 25, 2002
7	Wm. Paterson vs. Rutgers-Newark	April 23, 2002
7	Hunter vs. Baruch	April 17, 2002
7	Eastern Conn. St. vs. Trinity (Conn.)	April 9, 2002
7	Hunter vs. City Tech	April 25, 2001
7	St. Scholastica vs. Northland	April 8, 2001
7	Centre vs. Rose-Hulman	April 22, 2000
7	Southern Me. vs. Rhode Island Col.	April 8, 2000
7	Wis.-Stout vs. Wis. Lutheran	April 1, 2000
7	Chapman vs. DePauw	March 27, 2000
7	St. Scholastica vs. Fairmont St.	March 4, 1998
7	St. Mary's (Minn.) vs. Bethel (Minn.)	April 29, 1997
7	Wheaton (Mass.) vs. Westfield St.	April 30, 1996
7	Coast Guard vs. Albertus Magnus	March 30, 1996
7	Montclair St. vs. Olivet	March 9, 1996
7	Rowan vs. Muhlenberg	April 25, 1995
7	Montclair St. vs. Kean	April 15, 1995
7	McDaniel vs. Swarthmore	April 1, 1995
7	Regis (Mass.) vs. Suffolk	March 25, 1995
7	Montclair St. vs. Kean	May 6, 1994
7	Muhlenberg vs. Swarthmore	April 26, 1994
7	Rowan vs. Mary Washington	March 26, 1994
7	Eastern Conn. St. vs. Albany (N.Y.)	April 24, 1991
7	Millikin vs. MacMurray	April 18, 1990
7	Alma vs. Valdosta St.	Feb. 27, 1987

TRIPLES

No.	Team vs. Opponent	Date
8	Hunter vs. City Tech	April 25, 2001
6	Wis.-Whitewater vs. Edgewood	April 3, 2000
6	St. Mary's (Minn.) vs. St. Catherine's	April 21, 1997
6	Albertus Magnus vs. Connecticut Col.	April 6, 1992
6	Marywood vs. Wesley	April 7, 1991
6	McDaniel vs. Washington (Md.)	April 26, 1986
5	Wis.-Platteville vs. Wis.-Oshkosh	April 19, 2001

No.	Team vs. Opponent	Date
5	Martin Luther vs. Pillsbury	May 2, 1998
5	Widener vs. Albright	April 18, 1998
5	Hunter vs. Brooklyn	April 21, 1997
5	McDaniel vs. Haverford	April 8, 1996
5	Montclair St. vs. Rutgers-Camden	April 23, 1991
5	Eastern Conn. St. vs. Central Conn. St.	May 4, 1988
5	Ramapo vs. Upsala	April 5, 1988
5	Eastern Conn. St. vs. Western Conn. St.	April 12, 1983

HOME RUNS

No.	Team vs. Opponent	Date
9	Geneseo St. vs. Medaille	April 1, 1999
7	Aurora vs. Suffolk	March 12, 1995
7	Eastern Conn. St. vs. Western Conn. St.	April 12, 1988
6	Wis.-Whitewater vs. Edgewood	April 22, 1997
5	St. Thomas (Minn.) vs. St. Benedict	April 30, 2006
5	Alma vs. Olivet	April 21, 2003
5	Cortland St. vs. Fredonia St.	April 27, 2002
5	Hunter vs. Baruch	April 6, 2000
5	Hunter vs. Medgar Evers	April 22, 1998
5	Hunter vs. Medgar Evers	April 8, 1997
5	TCNJ vs. Kean	May 12, 1995
5	Ursinus vs. Eastern	April 19, 1995
5	Millikin vs. Wheaton (Ill.)	May 7, 1988

RUNS BATTED IN

No.	Team vs. Opponent	Date
35	Lycoming vs. Upsala (1st game)	March 26, 1994
35	Aurora vs. Trinity (Ill.)	April 12, 1989
33	Greensboro vs. Salem	Feb. 26, 2002
32	Misericordia vs. Eastern	March 23, 1995
31	Case Reserve vs. Lake Erie	April 1, 1997
31	Manhattanville vs. Lehman	March 27, 1996
31	Staten Island vs. Lehman	April 18, 1994
30	DeSales vs. St. Elizabeth	April 29, 2001
30	Hunter vs. Medgar Evers	April 22, 1998
30	St. Mary's (Minn.) vs. St. Catherine's	April 21, 1997
29	St. Joseph's (L.I.) vs. Medgar Evers	April 18, 1998
28	Hunter vs. Baruch	April 6, 2000
28	N.C. Wesleyan vs. Shenandoah	April 16, 1999
28	Amherst vs. New England Col.	April 22, 1995
28	Wheaton (Ill.) vs. North Park	April 10, 1990
27	Roanoke vs. Rand.-Macon Woman's	April 20, 2000
27	Martin Luther vs. Pillsbury	April 29, 1997
27	Nichols vs. Western New Eng.	April 8, 1995
27	Aurora vs. Suffolk	March 12, 1995
27	Millikin vs. Maryville (Mo.)	April 15, 1989
26	Hunter vs. Maritime (N.Y.)	March 29, 1999
26	Wheaton (Ill.) vs. Robert Morris-Chicago	March 20, 1999
26	Benedictine (Ill.) vs. Trinity (Ill.)	May 4, 1996
26	Methodist vs. Bennett	April 1, 1991
26	Eastern Conn. St. vs. Western Conn. St.	April 11, 1989

TOTAL BASES

No.	Team vs. Opponent	Date
58	Hunter vs. Baruch	April 6, 2000
56	Hunter vs. City Tech	April 25, 2001
51	Marietta vs. Point Park	March 27, 1992
50	Hunter vs. Medgar Evers	April 22, 1998
49	Lycoming vs. Upsala	March 26, 1994
48	Misericordia vs. Eastern	March 23, 1995
46	Geneseo St. vs. Medaille	April 1, 1999
44	Staten Island vs. Lehman	April 18, 1994
44	Aurora vs. Judson	May 1, 1991
43	St. Joseph's (L.I.) vs. Medgar Evers	April 18, 1998
42	Eastern Conn. St. vs. Western Conn. St.	April 12, 1988
42	Worcester St. vs. Rhode Island Col.	April 30, 1985
40	Rutgers-Camden vs. Rutgers-Newark	April 9, 2005
40	Hunter vs. City Tech	April 25, 2001
40	Hunter vs. Baruch	April 6, 2000
40	Wheaton (Ill.) vs. Robert Morris-Chicago	March 20, 1999
40	St. Mary's (Minn.) vs. St. Catherine's	April 21, 1997
39	McDaniel vs. Washington (Md.)	April 26, 1986
38	DeSales vs. St. Elizabeth	April 29, 2001
38	Messiah vs. Albright	April 26, 1997
38	Hunter vs. Brooklyn	April 21, 1997
38	Wheaton (Ill.) vs. North Park	April 10, 1990
37	Delaware Valley vs. Centenary (N.J.)	April 7, 1992
36	Cortland St. vs. Fredonia St.	April 27, 2002
36	Greensboro vs. Salem	Feb. 26, 2002
36	Wheaton (Mass.) vs. Edgewood	March 12, 2000
36	Misericordia vs. Neumann	April 8, 1995

STOLEN BASES

No.	Team vs. Opponent	Date
29	Regis (Mass.) vs. Emmanuel (Mass.)	April 3, 1995
20	St. Elizabeth vs. Centenary (N.J.)	April 22, 1992
19	Regis (Mass.) vs. Curry	March 30, 1994
19	Lawrence vs. Beloit	April 21, 1985
18	Centre vs. Asbury	March 14, 2001
18	Regis (Mass.) vs. Suffolk	March 25, 1995
18	Delaware Valley vs. Upsala	March 31, 1992
17	McDaniel vs. Gallaudet	April 23, 1990
17	Ramapo vs. Upsala	April 5, 1988
16	Albright vs. Dickinson	April 12, 1988
16	Chris. Newport vs. Lynchburg	March 26, 1986
16	Wis.-Whitewater vs. Milton	March 30, 1982
15	Hunter vs. Brooklyn	April 27, 1999
15	Coast Guard vs. Suffolk	April 17, 1996
15	Coast Guard vs. Western New Eng.	April 6, 1996
15	DeSales vs. Delaware Valley	April 11, 1992
15	Regis (Mass.) vs. Wentworth Inst.	April 7, 1992
15	Methodist vs. Averett	March 10, 1989
14	Wis.-Stout vs. Wis.-Lutheran	April 1, 2000
14	Hunter vs. John Jay	April 17, 1997
14	Wesleyan (Conn.) vs. Mount Holyoke	April 3, 1995
14	Wheaton (Mass.) vs. Wesleyan (Conn.)	March 31, 1990
14	Albright vs. Widener (8 inn.)	April 30, 1988
14	Rowan vs. Upsala	March 26, 1987

BASES ON BALLS

No.	Team vs. Opponent	Date
30	Binghamton vs. Hunter	May 8, 1987
27	Eastern Conn. St. vs. Yale	April 30, 1982
26	Aurora vs. Trinity (Ill.)	April 12, 1989
25	Daniel Webster vs. Albertus Magnus	April 17, 2004
24	Case Reserve vs. Lake Erie	April 1, 1997
24	Muhlenberg vs. DeSales	April 16, 1991
23	Oberlin vs. Lake Erie	April 11, 2002
23	Union (N.Y.) vs. Hartwick	April 5, 1994
23	DeSales vs. Delaware Valley	April 11, 1992
23	Lawrence vs. Ripon	April 8, 1992
23	Marywood vs. Elmira	April 22, 1985
22	Wooster vs. Wentworth Inst.	March 11, 2003
22	Regis (Mass.) vs. Eastern Nazarene	April 20, 1992
21	Rutgers-Camden vs. Centenary (N.J.)	March 17, 1999
21	St. Mary's (Minn.) vs. St. Catherine's	April 21, 1997
21	Amherst vs. Middlebury	April 15, 1995
21	Alma vs. Olivet	April 6, 1990
21	Wesleyan (Conn.) vs. John Jay	April 8, 1988
20	Wis.-Platteville vs. Wis. Lutheran	April 1, 2001
20	Cedar Crest vs. Chestnut Hill	March 26, 1999
20	Mass.-Boston vs. Eastern Nazarene	April 24, 1997
20	Methodist vs. Fayetteville St.	March 26, 1991
20	Wheaton (Mass.) vs. WPI	April 12, 1989
20	Skidmore vs. Norwich	April 9, 1988
19	Greensboro vs. Salem	Feb. 26, 2002
19	Cal Lutheran vs. Claremont-M-S	Feb. 23, 1996
19	Regis (Mass.) vs. Emmanuel (Mass.)	April 3, 1995

RUNNERS LEFT ON BASE

No.	Team vs. Opponent	Date
19	Rochester Inst. vs. Niagara	April 13, 1984
18	Cortland St. vs. Le Moyne (21 inn.)	April 28, 1992
17	Roanoke vs. Wis.-Eau Claire (15 inn.)	May 20, 2000
17	Wis.-Whitewater vs. St. Thomas (Minn.)	March 22, 1992
16	Wis.-Eau Claire vs. Roanoke (15 inn.)	May 20, 2000
16	Westfield St. vs. Fitchburg St. (10 inn.)	April 23, 1994
16	Muhlenberg vs. DeSales (10 inn.)	April 14, 1992
16	Millikin vs. Monmouth (Ill.)	May 2, 1989
15	Cortland St. vs. Ithaca	March 27, 2003
15	Wis.-Stevens Point vs. Wis.-Stout (8 inn.)	April 29, 2001
15	Wis.-Oshkosh vs. Aurora (8 inn.)	March 31, 2001
15	Rowan vs. Charleston (W.V.)	March 27, 1999
15	Albany (N.Y.) vs. New Paltz St.	May 10, 1995
15	Ursinus vs. Methodist	March 9, 1992
15	Rowan vs. Richard Stockton	March 28, 1988
15	Rowan vs. La Verne	March 18, 1987
14	Wheaton (Mass.) vs. Babson (10 inn.)	April 7, 2006
14	Webster vs. Pacific Lutheran	May 12, 2001
14	Wis.-Stevens Point vs. Wis.-Whitewater	April 10, 2001
14	McDaniel vs. Lebanon Valley	April 29, 1995
14	Albright vs. Swarthmore (8 inn.)	April 17, 1993
14	Binghamton vs. Albany (N.Y.)	May 12, 1989
14	McDaniel vs. Washington (Md.)	April 27, 1984
14	McDaniel vs. Messiah (10 inn.)	April 10, 1984

Pitching

STRIKEOUTS

No.	Team vs. Opponent	Date
24	Central (Iowa) vs. Alma (16 inn.)	May 19, 1994
21	St. Joseph's (L.I.) vs. Mt. St. Mary (N.Y.)	April 9, 2006
20	St. Joseph's (L.I.) vs. Farmingdale	March 31, 2006
20	Gust. Adolphus vs. Concordia-M'head (11 inn.)	April 9, 2005
20	Wilkes vs. King's (Pa.) (10 inn.)	April 24, 2004
20	Augustana (Ill.) vs. Benedictine (Ill.) (8 inn.)	April 13, 2002
20	Plymouth St. vs. Fitchburg St. (8 inn.)	April 10, 2002
20	Denison vs. Wooster (9 inn.)	April 7, 2002
20	Western Conn. St. vs. Keene St. (10 inn.)	April 22, 2001
20	Chapman vs. Allegheny	May 19, 1995
19	St. Joseph's (L.I.) vs. Old Westbury (G1/DH)	April 15, 2006
19	Elmira vs. Utica	April 10, 2005
19	Louisiana Col. vs. Southern U.	Feb. 21, 2004
19	Plymouth St. vs. Coast Guard	May 10, 2003
19	Plymouth St. vs. New England Col. (9 inn.)	April 14, 2002
19	Rutgers-Camden vs. Centenary (N.J.)	March 29, 2001
19	Allegheny vs. Westminster (Pa.)	May 7, 1995
18	St. Joseph's (L.I.) vs. Manhattanville	April 30, 2006
18	St. Joseph's (L.I.) vs. Old Westbury (G2/DH)	April 15, 2006
18	Marian (Wis.) vs. Concordia (Wis.) (12 inn.)	May 1, 2004
18	Western Conn. St. vs. Keene St. (14 inn.)	April 14, 2002
18	Bridgewater St. vs. Salem St.	April 13, 2002
18	Dubuque vs. Wis.-Superior	April 1, 2000
18	Simpson vs. Coe (10 inn.)	April 24, 1999
18	Allegheny vs. Baldwin-Wallace	April 24, 1996
18	Allegheny vs. Muskingum	April 29, 1994

Fielding

ERRORS

No.	Team vs. Opponent	Date
17	Lynchburg vs. Gannon	April 4, 1985
14	St. Elizabeth vs. Drew	April 2, 1992
13	Salem vs. Greensboro	Feb. 26, 2002
13	Monmouth (Ill.) vs. Cornell College	April 11, 1992
13	Rutgers-Camden vs. Wm. Paterson	April 25, 1990
13	Rochester Inst. vs. Geneseo St.	April 28, 1982
12	Medgar Evers vs. Hunter	April 19, 2000
12	Monmouth (Ill.) vs. Knox	April 17, 1990
12	Smith vs. Tufts	April 21, 1989
12	Keuka vs. Elmira	May 9, 1988
12	Bowdoin vs. Maine	April 19, 1988
11	Oberlin vs. Ohio Wesleyan	April 6, 2004
11	Wis.-Stevens Point vs. Buffalo St.	March 20, 2003
11	Elmhurst vs. Millersville	March 19, 1995
11	Wesleyan (Conn.) vs. Trinity (Conn.)	April 11, 1987
11	Wooster vs. Hiram	April 18, 1985
11	Wilkes vs. Susquehanna	April 17, 1982
10	Brooklyn vs. Hunter	April 18, 2002
10	Brooklyn vs. Hunter	April 27, 1999
10	Upper Iowa vs. Central (Iowa)	April 6, 1997
10	Brockport St. vs. Southern Nazarene	March 20, 1997
10	Carthage vs. Millikin	April 14, 1996
10	Albright vs. Widener	April 29, 1989
10	McDaniel vs. East. Mennonite	March 19, 1988
10	Albright vs. Gettysburg	April 2, 1986

DOUBLE PLAYS

No.	Team vs. Opponent	Date
4	TCNJ vs. Goldey Beacom	March 26, 1995
4	Lynchburg vs. Coker	March 12, 1991
4	Smith vs. WPI	April 27, 1989

Miscellaneous

LONGEST WINNING STREAK

No.	Team	Date
43	St. Thomas (Minn.)	March 21, 2004-March 11, 2005
41	St. Thomas (Minn.)	March 21-May 17, 2004
34	Pacific Lutheran	March 8-May 15, 2002
34	Muskingum	March 31-May 20, 2001
33	Muskingum	March 23-May 14, 1999
33	St. Mary's (Minn.)	April 2-30, 1998
32	Central (Iowa)	March 26-May 15, 1993
32	Ohio Northern	April 30, 1985-May 2, 1986
31	Ursinus	March 13-May 12, 1996
30	Va. Wesleyan	March 28-April 25, 1986
29	Rutgers-Camden	March 25-May 6, 2006
29	Washington-St. Louis	March 25-May 14, 2005
29	Alma	March 2-May 8, 1998
27	Eastern Conn. St.	March 17-May 4, 1988
26	Rutgers-Camden	March 12-April 19, 2005
25	Western Conn. St.	March 22-April 28, 2001
24	TCNJ	March 13-April 12, 1994
24	Nichols	1991
23	Geneseo St.	March 25-April 26, 2002
23	St. Thomas (Minn.)	April 8-May 12, 2000
23	Wis.-Stevens Point	March 26-April 19, 1998
23	Simpson	May 8, 1997-March 29, 1998
23	Gust. Adolphus	April 3, 1990-March 25, 1991
22	Washington-St. Louis	March 6-April 1, 2004
22	FDU-Florham	March 25-April 20, 1998
22	Rowan	March 16-April 13, 1997
22	Cal Lutheran	Feb. 17-March 31, 1996
22	Chapman	Feb. 18-March 31, 1995
22	Trinity (Conn.)	1989-91

LARGEST WINNING MARGIN

No.	Team vs. Opponent	Date
46	North Central (Ill.) (46) vs. North Park (0)	April 15, 1995
46	Lycoming (46) vs. Upsala (0)	March 26, 1994
44	Manhattanville (44) vs. Lehman (0)	March 27, 1996
44	New England Col. (50) vs. Pine Manor (6)	April 9, 1991
44	Marywood (46) vs. N.J. Inst. of Tech. (2)	March 24, 1987
42	Case Reserve (42) vs. Lake Erie (0)	April 1, 1997
42	Aurora (42) vs. Trinity (Ill.) (0)	April 12, 1989
41	St. Mary's (Minn.) (43) vs. St. Catherine's (2)	April 21, 1997
40	St. Joseph's (Me.) (40) vs. Me.-Presque Isle (0)	April 17, 1994
39	St. Joseph's (L.I.) (40) vs. Medgar Evers (1)	April 18, 1998
34	Gettysburg (34) vs. Centenary (N.J.) (0)	March 15, 2000
34	Misericordia (34) vs. Eastern (0)	March 23, 1995
34	Skidmore (37) vs. Utica/Rome (3)	April 23, 1989
33	Wheaton (Ill.) (33) vs. Robert Morris-Chicago (0)	March 20, 1999
33	Western Conn. St. (35) vs. Maritime (N.Y.) (2)	April 25, 1991
33	Wm. Paterson (33) vs. Rutgers-Camden (0)	April 25, 1990
32	North Central (Ill.) (32) vs. North Park (0)	April 15, 1995
32	Hanover (32) vs. Kentucky St. (0)	April 7, 1994

SEASON RECORDS

Batting

RUNS PER GAME

Team	Year	G	R	Avg.
St. Joseph's (L.I.)	1998	25	375	15.00
Skidmore	1989	14	195	13.93
Old Westbury	1993	15	189	12.60
New Rochelle	1999	11	138	12.55
Lehman	2001	29	361	12.45
Mt. St. Mary (N.Y.)	1997	19	232	12.21
Trinity (Conn.)	1987	12	146	12.17
Lehman	2003	24	285	11.88
Western Conn. St.	1990	15	178	11.87
Wesleyan (Conn.)	1988	14	165	11.79
Sewanee	1999	23	269	11.70
John Jay	2001	31	358	11.55
Hunter	1999	29	325	11.21
Manhattanville	1996	19	211	11.11
Mt. St. Mary (N.Y.)	1995	19	211	11.11
Gordon	1992	11	121	11.00
Penn St.-Behrend	1999	36	394	10.94
Salem St.	1982	17	186	10.94

RUNS

Team	Year	G	R
TCNJ	1994	52	497
TCNJ	1995	54	486
Wis.-Stevens Point	1996	45	455
Salisbury	2001	46	416
St. Mary's (Minn.)	1997	42	411
Roanoke	2000	48	410
Misericordia	1996	44	409
Bridgewater St.	1994	47	406
St. Joseph's (L.I.)	2000	39	397
Penn St.-Behrend	1999	36	394

Team	Year	G	R
Western New Eng.	2006	47	391
Va. Wesleyan	1999	41	388
Geneseo St.	1999	39	387
Wheaton (Mass.)	1996	38	387
Wheaton (Mass.)	1997	52	381
Rowan	1994	46	379
Emerson	1999	40	378
North Central (Ill.)	1995	37	376
St. Joseph's (L.I.)	1998	25	375

BATTING AVERAGE

Team	Year	G	AB	Hits	Avg.
Rosemont	1992	9	328	172	.524
Rosemont	1993	13	515	240	.466
TCNJ	1994	52	1,361	624	.458
New Rochelle	1993	7	194	88	.454
Arcadia	1995	25	677	307	.453
Hunter	1982	11	316	142	.449
SCAD	1997	24	591	265	.448
Aurora	1995	41	1,136	508	.447
Mt. St. Mary (N.Y.)	1995	19	582	251	.431
Mt. St. Mary (N.Y.)	1997	19	531	229	.431
Molloy	1985	30	933	402	.431
TCNJ	1995	54	1,388	598	.431
Old Westbury	1993	15	398	170	.427
St. Joseph's (L.I.)	1998	25	748	313	.418
Suffolk	2000	31	793	329	.415
Lehman	2000	25	657	271	.412
Aurora	1991	39	1,028	422	.411
Misericordia	1997	42	1,198	490	.409
Wheaton (Mass.)	1995	38	1,074	438	.408
Johnson St.	1998	12	338	138	.408
Rowan	1996	41	1,150	467	.406

HITS

Team	Year	G	H
TCNJ	1994	52	624
TCNJ	1995	54	598
Wheaton (Mass.)	1998	50	556
Wheaton (Mass.)	1997	52	527
North Central (Ill.)	2001	56	525
TCNJ	1984	52	511
Roanoke	2001	53	509
Wis.-Stevens Point	1996	45	508
Aurora	1995	41	508
Muskingum	2001	53	503
Alma	1999	53	501
Salisbury	1998	46	501
Bridgewater St.	1994	47	500
Cabrini	2001	47	499
St. John Fisher	1999	50	496
TCNJ	1991	51	491
Misericordia	1997	42	490
Wheaton (Mass.)	2001	51	486
Roanoke	2000	48	486
Wis.-Eau Claire	1998	55	486
TCNJ	1990	52	486
Muskingum	2000	50	485
Misericordia	1996	44	485

DOUBLES PER GAME

Team	Year	G	2B	Avg.
Rosemont	1993	13	52	4.00
Rosemont	1992	9	28	3.11
John Jay	1998	30	85	2.83
Lehman	2000	25	69	2.76
Springfield	1996	38	98	2.58
St. Thomas (Minn.)	2003	38	95	2.50
Mt. St. Mary (N.Y.)	1996	18	45	2.50
Trinity (Conn.)	1987	12	30	2.50
Salisbury	1998	46	114	2.48
Frostburg St.	2000	28	69	2.46
McDaniel	2001	34	82	2.41
McDaniel	1995	25	60	2.40
Chatham	2005	21	50	2.38
Misericordia	1996	44	104	2.36
Keene St.	1999	43	100	2.33
Allegheny	1994	40	92	2.30
Salisbury	2001	46	105	2.28
Waynesburg	1992	12	27	2.25
Pacific Lutheran	1999	45	101	2.24
Catholic	2006	29	65	2.24

DOUBLES

Team	Year	G	2B
Muskingum	2006	52	114
Salisbury	1998	46	114
TCNJ	1994	52	114
Wheaton (Mass.)	1998	50	111
Muskingum	2001	53	106
Salisbury	2001	46	105
Cabrini	2001	47	105
Misericordia	1996	44	104
Pacific Lutheran	1999	45	101
Keene St.	1999	43	100
Springfield	1996	38	98
Montclair St.	1999	47	97
Western New Eng.	2005	45	96
Muskingum	2005	49	96
Wheaton (Mass.)	1997	52	96
Washington-St. Louis	2006	44	95
St. Thomas (Minn.)	2003	38	95
Bridgewater St.	1999	47	92
Allegheny	1994	40	92
Rowan	2006	48	91
Ramapo	2006	49	91
La Verne	2001	43	91
Eastern Ore.	2000	46	91

TRIPLES PER GAME

Team	Year	G	3B	Avg.
McDaniel	1986	17	35	2.06
McDaniel	1985	16	23	1.44
Sewanee	1999	23	28	1.22
East. Mennonite	1986	22	24	1.09
Albertus Magnus	1998	25	27	1.08
Martin Luther	1998	26	28	1.08
Marywood	1987	22	23	1.05
Illinois Col.	1996	24	25	1.04
Eastern Nazarene	1997	12	12	1.00
Arcadia	1995	25	25	1.00
Old Westbury	1993	15	15	1.00
Rutgers-Newark	1993	27	27	1.00
N.C. Wesleyan	1997	44	43	0.98
Aurora	1983	28	27	0.96
Bluffton	1992	22	21	0.95
Aurora	1991	39	37	0.95

TRIPLES

Team	Year	G	3B
N.C. Wesleyan	1997	44	43
North Central (Ill.)	2001	56	38
Eastern Conn. St.	1988	42	38
Aurora	1991	39	37
Rowan	1996	41	35
McDaniel	1986	17	35
Ferrum	1996	44	34
Ohio Northern	1995	37	34
TCNJ	1982	46	34
TCNJ	1991	51	33
TCNJ	1988	46	33
Bridgewater St.	1999	47	32
St. Mary's (Minn.)	1997	42	32
TCNJ	1997	42	32
Aurora	1990	38	32
TCNJ	1984	52	32

HOME RUNS PER GAME

Team	Year	G	HR	Avg.
Brandeis	2003	26	37	1.42
St. Thomas (Minn.)	2006	52	72	1.38
La Verne	2006	43	52	1.21
Tufts	2005	35	42	1.20
Lynchburg	2006	45	51	1.13
Ramapo	2006	49	55	1.12
La Verne	2005	40	42	1.05
Pacific Lutheran	2003	35	36	1.03
East Tex. Baptist	2004	46	47	1.02
Muskingum	2002	48	48	1.00
Arcadia	2005	44	43	0.98
Keene St.	1999	43	42	0.98
Wartburg	2006	47	45	0.96
Hardin-Simmons	2006	42	40	0.95
Geneseo St.	1999	39	37	0.95
St. Thomas (Minn.)	2003	38	36	0.95
Plattsburgh St.	2006	49	46	0.94

Team	Year	G	HR	Avg.
Brockport St.	1997	32	30	0.94
Hunter	1999	29	27	0.93
Coe	2005	43	40	0.93
Muskingum	2001	53	47	0.89
Trinity (Conn.)	2006	33	29	0.88
King's (Pa.)	2004	49	43	0.88
St. Catherine	2005	39	34	0.87
Cortland St.	2002	45	39	0.87

HOME RUNS

Team	Year	G	HR
St. Thomas (Minn.)	2006	52	72
Ramapo	2006	49	55
La Verne	2006	43	52
Lynchburg	2006	45	51
Muskingum	2002	48	48
East Tex. Baptist	2004	46	47
Muskingum	2001	53	47
Plattsburgh St.	2006	49	46
Wartburg	2006	47	45
Arcadia	2005	44	43
King's (Pa.)	2004	49	43
Tufts	2005	35	42
La Verne	2005	40	42
Keene St.	1999	43	42
Muskingum	2000	50	41
Hardin-Simmons	2006	42	40
Louisiana Col.	2006	47	40
Coe	2005	43	40
Muskingum	2005	49	40
St. Thomas (Minn.)	2004	50	40
Cortland St.	2002	45	39
St. Thomas (Minn.)	2005	49	38
Wheaton (Mass.)	1997	52	38
Endicott	2006	43	37
Alma	2004	48	37
Muskingum	2004	50	37
Brandeis	2003	26	37
Geneseo St.	1999	39	37

SLUGGING PERCENTAGE

Team	Year	G	AB	TB	Pct.
Rosemont	1992	9	328	230	.701
SCAD	1997	24	591	390	.660
TCNJ	1994	52	1,361	872	.641
Lehman	2000	25	657	415	.632
Aurora	1995	41	1,136	700	.616
Rosemont	1993	13	515	317	.616
Sewanee	1999	23	647	398	.615
Hunter	1997	33	882	541	.613
Arcadia	1995	25	677	413	.610
TCNJ	1995	54	1,388	830	.598
Benedictine (Ill.)	1994	39	918	548	.597
Hunter	1999	29	865	516	.597
Johnson St.	1998	12	338	200	.592
Mt. St. Mary (N.Y.)	1995	19	582	343	.589
McDaniel	1999	32	947	558	.589
Aurora	1991	39	1,028	605	.589

STOLEN BASES PER GAME

Team	Year	G	SB	Avg.
New Rochelle	1999	11	150	13.64
Daniel Webster	1995	18	166	9.22
Old Westbury	1993	15	132	8.80
Bethany (W.V.)	1983	13	110	8.46
Rosemont	1992	9	72	8.00
Regis (Mass.)	1994	21	157	7.48
Lehman	2000	25	173	6.92
St. Elizabeth	1992	15	103	6.87
Regis (Mass.)	1997	28	186	6.64
Chicago	1983	14	93	6.64
Gordon	1992	11	73	6.64
Brandeis	1984	15	98	6.53
St. Elizabeth	1995	14	87	6.21
Regis (Mass.)	1996	26	161	6.19
Rosemont	1994	18	111	6.17
Lehman	2001	29	178	6.14
Eastern Nazarene	1995	17	104	6.12

STOLEN BASES

Team	Year	G	SB
TCNJ	1995	54	224
Va. Wesleyan	1986	45	215
Methodist	1985	46	194
Wheaton (Mass.)	2001	51	190
Methodist	1986	49	187
Regis (Mass.)	1997	28	186
Central (Iowa)	2000	50	182
Coe	1994	35	181
Lehman	2001	29	178
TCNJ	1994	52	178
Lehman	2000	25	173
Maryville (Tenn.)	2000	30	168
Daniel Webster	1995	18	166
Regis (Mass.)	1996	26	161
Webster	2001	46	157
Regis (Mass.)	1994	21	157
Wis.-Stout	2000	45	153
New Rochelle	1999	11	150
Coast Guard	1989	30	149
Central (Iowa)	1997	47	148

STOLEN-BASE PERCENTAGE

(Minimum 1.5 attempts per game played)

Team	Year	G	SB	SBA	Pct.
Rosemont	1994	18	111	111	1.000
Rosemont	1993	13	76	76	1.000
Rowan	1988	41	76	76	1.000
Haverford	1997	30	66	66	1.000
Lynchburg	1990	24	62	62	1.000
Sewanee	1999	23	61	61	1.000
John Carroll	1988	20	59	59	1.000
Coast Guard	1991	25	55	55	1.000
Oswego St.	1996	19	54	54	1.000
Rowan	1986	33	54	54	1.000
Arcadia	1995	25	53	53	1.000
Wilmington (Ohio)	1991	20	51	51	1.000
Regis (Mass.)	1987	12	51	51	1.000
Juniata	1988	24	48	48	1.000

BASES ON BALLS PER GAME

Team	Year	G	BB	Avg.
Mount Holyoke	1982	9	106	11.78
Swarthmore	1982	14	144	10.29
N.J. Inst. of Tech.	1993	8	82	10.25
Gallaudet	1987	14	136	9.71
Lehman	1991	20	186	9.30
Union (N.Y.)	1982	12	107	8.92
Skidmore	1989	14	123	8.79
Averett	1991	18	152	8.44
MIT	1988	17	140	8.24
Wesleyan (Conn.)	1988	14	114	8.14
Lawrence	1992	16	130	8.13
Shenandoah	1989	13	103	7.92
Swarthmore	1984	12	95	7.92
Muhlenberg	1982	13	101	7.77
Gallaudet	1988	22	170	7.73

BASES ON BALLS

Team	Year	G	BB
Methodist	1986	49	249
Methodist	1985	46	232
St. Joseph's (L.I.)	2000	39	220
Aurora	1990	38	217
N.C. Wesleyan	1986	37	207
Whittier	1987	37	206
North Central (Ill.)	1989	34	202
Penn St.-Behrend	1999	36	200
Wis.-Stevens Point	1996	45	200
Ramapo	1992	41	199
Methodist	1991	38	199
Rutgers-Camden	1988	26	192
Va. Wesleyan	1986	45	191
Brandeis	1999	42	189
Methodist	1990	34	187
Lehman	1991	20	186

Pitching

EARNED-RUN AVERAGE

Team	Year	W-L-T	IP	R	ER	ERA
TCNJ	1984	48-4	363.0	42	16	0.31
Albany (N.Y.)	1995	23-7	196.1	47	12	0.43
TCNJ	1983	41-7	323.0	61	20	0.43
TCNJ	1985	43-8	350.0	53	23	0.46
Aurora	1985	29-5	228.0	56	15	0.46
Worcester St.	1987	21-3	167.0	28	11	0.46
Central (Iowa)	1989	36-11	329.1	61	25	0.53
Elizabethtown	1986	18-6	187.0	51	15	0.56
Old Westbury	1993	14-1	94.2	53	8	0.59
Rutgers-Camden	2004	36-11	307.1	49	26	0.59
Gettysburg	1983	16-1	116.0	33	10	0.60
Western Conn. St.	2001	35-4	262.1	40	23	0.61
Simpson	1999	47-4-1	338.0	57	31	0.64
Chicago	2004	29-11	292.0	53	27	0.65
Simpson	1998	42-4	323.2	47	30	0.65
Allegheny	1985	31-7	257.0	49	24	0.65
Pacific Lutheran	2002	36-2	235.1	35	22	0.65
Allegheny	1988	38-5	285.2	49	27	0.66
Coe	1990	31-6	260.2	42	25	0.67
Central (Iowa)	2003	41-5-1	331.2	49	34	0.72
Central (Iowa)	1987	33-10	302.2	71	31	0.72
Millikin	1987	30-5	224.0	46	23	0.72
Chris. Newport	2003	31-7-1	253.0	48	26	0.72
Wis.-Superior	1988	26-8	223.2	63	23	0.72
Washington-St. Louis	2005	47-3	320.0	65	33	0.72

SHUTOUTS

Team	Year	SHO
TCNJ	1984	32
Simpson	1999	30
Simpson	1998	27
Coe	2000	26
St. Thomas (Minn.)	2006	25
TCNJ	1991	25
Rutgers-Camden	2006	24
Pacific Lutheran	2002	23
Chapman	1996	23
Central (Iowa)	1989	22
TCNJ	1983	22
Washington-St. Louis	2004	21
Western Conn. St.	2001	21
Roanoke	2000	21
Pacific Lutheran	1999	21
Eastern Conn. St.	1989	21
Ithaca	2006	20
Wm. Paterson	2002	20
Alma	1999	20
Alma	1998	20
St. Mary's (Minn.)	1997	20
TCNJ	1987	20
Allegheny	1986	20
Central (Iowa)	1986	20
TCNJ	1985	20

STRIKEOUT RATIO

(Strikeouts per seven innings)

Team	Year	SO	IP	Avg.
St. Joseph's (L.I.)	2006	369	219.1	11.78
Brooklyn	2006	225	142.2	11.04
Plymouth St.	2002	391	262.2	10.42
Plymouth St.	2003	397	278.2	9.97
Pine Manor	2006	400	281.2	9.94
St. Scholastica	2006	408	289.2	9.86
St. Mary's (Minn.)	1997	364	263.0	9.69
Chicago	1999	256	189.1	9.46
St. Thomas (Minn.)	2006	437	324.1	9.43
Albany (N.Y.)	1995	260	196.1	9.27
Plattsburgh St.	2006	436	329.1	9.27
Old Westbury	1993	124	94.2	9.17
Wilkes	2006	349	274.0	8.92
Allegheny	1994	325	260.0	8.75
Plymouth St.	2005	274	219.2	8.73
Chicago	2000	337	270.2	8.72
St. Thomas (Minn.)	2005	387	312.1	8.67
Simpson	1999	414	338.0	8.57
Allegheny	1995	386	319.0	8.47
Coe	1999	334	278.0	8.41
Worcester St.	1992	191	160.0	8.36
Allegheny	1996	333	279.0	8.35
St. John Fisher	2006	351	294.2	8.34
Simpson	1998	385	323.2	8.33
Wis.-Oshkosh	2006	346	292.1	8.29
Messiah	1994	276	235.0	8.22

BASES ON BALLS RATIO

(Bases on balls per seven innings)

Team	Year	BB	IP	Avg.
Daniel Webster	2000	8	155.0	0.36
Geneseo St.	1995	13	189.2	0.48
Elmira	1993	10	136.0	0.51
Brockport St.	1993	13	172.0	0.53
Plymouth St.	2005	17	219.2	0.54
Case Reserve	1998	13	167.0	0.54
Clark (Mass.)	1996	12	150.2	0.56
Framingham St.	1994	12	147.0	0.57
Wis.-Whitewater	1985	21	249.1	0.59
FDU-Florham	1999	19	222.2	0.60
Ithaca	1985	18	208.0	0.61
Daniel Webster	1998	11	125.0	0.62
Framingham St.	1993	16	180.0	0.62
La Verne	1995	21	235.0	0.63
Neumann	1996	11	119.2	0.64
Elmira	1992	17	184.0	0.65
Carroll (Wis.)	1996	17	181.0	0.66

Fielding

FIELDING PERCENTAGE

Team	Year	TC	PO	A	E	Pct.
Rowan	2004	1,071	759	289	23	.979
Emory	2006	1,343	942	372	29	.978
La Verne	2003	1,336	855	452	29	.978
Wis.-Whitewater	1998	1,321	871	419	31	.977
Skidmore	1993	425	285	130	10	.976
St. Mary's (Minn.)	1997	1,056	789	242	25	.976
Wm. Paterson	2006	1,196	772	395	29	.976
Coe	1999	1,396	827	535	34	.976
Benedictine (Ill.)	1983	1,040	588	426	26	.975
Hope	1991	1,223	834	358	31	.975
Central (Iowa)	2003	1,433	995	402	36	.975
Pacific Lutheran	2003	1,061	679	355	27	.975
Cabrini	2001	1,361	918	408	35	.974
Arcadia	2001	1,205	703	471	31	.974
Rockford	1986	272	184	81	7	.974
Salisbury	2003	1,438	1,026	375	37	.974
Alma	2003	996	739	231	26	.974
Arcadia	1997	723	456	248	19	.974
Salisbury	2006	1,099	747	323	29	.974
Pacific Lutheran	2002	984	706	252	26	.974
Oneonta St.	1995	1,306	740	531	35	.973
East Tex. Baptist	2004	1,287	885	367	35	.973
La Verne	2004	1,208	768	407	33	.973
Muskingum	2003	1,433	959	435	39	.973
Cortland St.	2006	1,281	910	336	35	.973

DOUBLE PLAYS PER GAME

Team	Year	G	DP	Avg.
Rhode Island Col.	1987	18	34	1.89
Rockford	1985	18	31	1.72
Kean	1983	24	37	1.54
Clark (Mass.)	1989	20	24	1.20
Cal St. San B'dino	1988	38	44	1.16
Catholic	1987	18	20	1.11
New Paltz St.	1986	21	23	1.10
La Verne	1990	39	42	1.08
Rhode Island Col.	1990	18	19	1.06
Roger Williams	1991	20	21	1.05
New Paltz St.	1984	15	15	1.00
Wm. Paterson	1982	23	23	1.00
Va. Wesleyan	1986	45	42	0.93
Ursinus	1986	27	25	0.93
Muhlenberg	1983	10	9	0.90

DOUBLE PLAYS

Team	Year	DP
Cal St. San B'dino	1988	44
La Verne	1990	42
Va. Wesleyan	1986	42

Team	Year	DP
Methodist	1986	37
Kean	1983	37
Kean	1987	36
Rhode Island Col.	1987	34
Millikin	2006	31
Rockford	1985	31
Benedictine (Ill.)	1984	31
North Central (Ill.)	2000	30
Claremont-M-S	1996	30
La Verne	1989	30
Va. Wesleyan	1988	30
Oneonta St.	1994	29
Lynchburg	1991	29
Oneonta St.	1996	28
UC San Diego	1994	28

Miscellaneous

WINNING PERCENTAGE

Team	Year	W	L	T	Pct.
Trinity (Conn.)	1990	15	0	0	1.000
TCNJ	1992	48	2	0	.960
Central (Iowa)	1993	38	2	0	.950
Pacific Lutheran	2002	36	2	0	.947
Gettysburg	1983	16	1	0	.941
Washington-St. Louis	2005	47	3	0	.940
TCNJ	1987	46	3	0	.939
Old Westbury	1993	14	1	0	.933
St. Mary's (Minn.)	1998	38	3	0	.927
TCNJ	1996	38	3	0	.927
St. Thomas (Minn.)	2006	48	4	0	.923
TCNJ	1994	48	4	0	.923
TCNJ	1984	48	4	0	.923
St. Thomas (Minn.)	2004	46	4	0	.920
Trinity (Conn.)	1987	11	1	0	.917
Gettysburg	1985	22	2	0	.917
Pacific Lutheran	2003	32	3	0	.914
Simpson	1999	47	4	1	.913
Simpson	1998	42	4	0	.913
Ursinus	1996	42	4	0	.913
Marywood	1987	20	2	0	.909
Rutgers-Camden	2006	47	5	0	.904
Muskingum	2000	45	5	0	.900
Western Conn. St.	2001	35	4	0	.897
Nichols	1991	26	3	0	.897

VICTORIES

Team	Year	W	L	T	Pct.
St. Thomas (Minn.)	2006	48	4	0	.923
TCNJ	1995	48	6	0	.889
TCNJ	1994	48	4	0	.923
TCNJ	1992	48	2	0	.960
TCNJ	1984	48	4	0	.923
Rutgers-Camden	2006	47	5	0	.904
Washington-St. Louis	2005	47	3	0	.940
Muskingum	2001	47	6	0	.887
Simpson	1999	47	4	1	.913
Muskingum	2006	46	6	0	.885
St. Thomas (Minn.)	2004	46	4	0	.920
Alma	1999	46	7	0	.868
TCNJ	1987	46	3	0	.939
Salisbury	2003	45	6	1	.875
Muskingum	2000	45	5	0	.900
Wheaton (Mass.)	1997	45	7	0	.865
TCNJ	1986	45	6	0	.882
Salisbury	2005	44	6	0	.880
Coe	2000	44	8	0	.846
TCNJ	1991	44	7	0	.863
St. Thomas (Minn.)	2005	43	6	0	.877
Roanoke	2000	43	5	0	.896
Wis.-Stevens Point	1998	43	15	0	.741
Chapman	1995	43	5	0	.896
TCNJ	1985	43	8	0	.843

Annual Team Champions

BATTING AVERAGE

Year	Team	G	W	L	T	AB	Hits	Avg.
1982	Illinois Col.	24	9	15	0	632	242	.383
1983	North Park	19	10	9	0	509	199	.391
1984	Lyndon St.	17	9	8	0	478	176	.368
1985	Molloy	30	20	10	0	933	402	.431
1986	East. Mennonite	22	16	6	0	593	212	.358
1987	Trinity (Conn.)	12	11	1	0	395	154	.390
1988	Worcester St.	26	19	7	0	728	288	.396
1989	Concordia (Ill.)	21	8	13	0	580	221	.381
1990	Lawrence	12	8	4	0	318	121	.381
1991	New England Col.	23	15	8	0	492	208	.423
1992	Coast Guard	26	12	14	0	743	287	.386
1993	Rosemont	13	5	8	0	515	240	.466
1994	TCNJ	52	48	4	0	1,361	624	.458
1995	Arcadia	25	14	11	0	677	307	.453
1996	Rowan	41	32	9	0	1,150	467	.406
1997	SCAD	24	19	5	0	591	265	.448
1998	St. Joseph's (L.I.)	25	19	6	0	748	313	.418
1999	Emerson	40	30	10	0	1,120	453	.404
2000	Suffolk	31	17	14	0	793	329	.415
2001	Cabrini	47	42	5	0	1,261	499	.396
2002	Staten Island	37	27	10	0	981	392	.400
2003	John Jay	29	18	10	1	789	318	.403
2004	East Tex. Baptist	46	41	5	0	1,256	454	.361
2005	Western New Eng.	45	39	6	0	1,119	418	.374
2006	Bridgewater (Va.)	43	34	9	0	1,223	472	.386

HITS

Year	Team	G	W	L	T	AB	Hits	Avg.
1990	TCNJ	52	40	12	0	1,395	486	.348
1991	TCNJ	51	44	7	0	1,358	491	.362
1992	TCNJ	50	48	2	0	1,274	466	.366
1993	Rowan	49	35	14	0	1,323	445	.336
1994	TCNJ	52	48	4	0	1,361	624	.458
1995	TCNJ	54	48	6	0	1,388	598	.431
1996	Wis.-Stevens Point	45	33	12	0	1,281	508	.397
1997	Wheaton (Mass.)	52	45	7	0	1,443	527	.365
1998	Wheaton (Mass.)	50	38	12	0	1,444	556	.385
1999	Alma	53	46	7	0	1,409	501	.356
2000	Roanoke	48	43	5	0	1,401	486	.347
2001	North Central (Ill.)	56	45	11	0	1,488	525	.353
2002	Muskingum	48	40	8	0	1,321	467	.354
2003	Muskingum	47	42	5	0	1,312	456	.348
2004	Muskingum	50	43	7	0	1,389	472	.340
2005	Muskingum	49	42	7	0	1,324	458	.346
2006	Muskingum	52	46	6	0	1,480	524	.354

RUNS PER GAME

Year	Team	G	W	L	T	R	Avg.
1982	Union (N.Y.)	12	7	5	0	131	10.9
1983	East. Mennonite	20	14	6	0	177	8.9
1984	Brandeis	15	12	3	0	132	8.8
1985	McDaniel	16	10	6	0	162	10.1
1986	East. Mennonite	22	16	6	0	213	9.7
1987	Trinity (Conn.)	12	11	1	0	146	12.2
1988	Wesleyan	14	5	9	0	165	11.8
1989	Skidmore	14	9	5	0	195	13.9
1990	Western Conn. St.	15	12	3	0	178	11.9
1991	Manhattanville	19	10	9	0	181	9.5
1992	Gordon	11	7	4	0	121	11.0
1993	New Rochelle	7	2	5	0	74	10.6
1994	Merchant Marine	12	5	7	0	128	10.7
1995	Mt. St. Mary (N.Y.)	19	15	4	0	211	11.1
1996	Manhattanville	19	14	5	0	211	11.1
1997	Mt. St. Mary (N.Y.)	19	10	9	0	232	12.2
1998	St. Joseph's (L.I.)	25	19	6	0	375	15.0
1999	New Rochelle	11	5	6	0	138	12.5
2000	St. Joseph's (L.I.)	39	29	10	0	397	10.2
2001	Lehman	29	19	10	0	361	12.45
2002	John Jay	32	20	12	0	357	11.16
2003	Lehman	24	14	10	0	285	11.88
2004	John Jay	29	14	15	0	257	8.86
2005	Wilson	20	11	9	0	172	8.60
2006	Brooklyn	27	15	12	0	235	8.70

RUNS

Year	Team	G	W	L	T	R	Avg.
1990	Aurora	38	31	7	0	347	9.1
1991	Ramapo	42	28	14	0	341	8.1
1992	TCNJ	50	48	2	0	320	6.4
1993	Chris. Newport	37	29	8	0	347	9.4
1994	TCNJ	52	48	4	0	497	9.6
1995	TCNJ	54	48	6	0	486	9.0
1996	Wis.-Stevens Point	45	33	12	0	455	10.1
1997	St. Mary's (Minn.)	42	37	5	0	411	9.8
1998	St. Joseph's (L.I.)	25	19	6	0	375	15.0
1999	Penn St.-Behrend	36	26	10	0	394	10.9
2000	Roanoke	48	43	5	0	410	8.5
2001	Salisbury	46	37	9	0	416	9.0
2002	John Jay	32	20	12	0	357	11.16
2003	Emory	44	38	6	0	317	7.20
2004	King's (Pa.)	49	39	10	0	356	7.27
2005	St. Thomas (Minn.)	49	43	6	0	357	7.29
2006	Western New Eng.	47	37	10	0	391	8.32

DOUBLES PER GAME

Year	Team	G	W	L	T	2B	Avg.
1990	Aurora	38	31	7	0	79	2.08
1991	Aurora	39	32	7	0	73	1.87
1992	Waynesburg	12	9	3	0	27	2.25
1993	Rosemont	13	5	8	0	52	4.00
1994	Allegheny	40	34	6	0	92	2.30
1995	McDaniel	25	19	6	0	60	2.40
1996	Springfield	38	27	11	0	98	2.58
1997	Misericordia	42	30	12	0	90	2.14
	Milwaukee Engr.	35	24	11	0	75	2.14
1998	John Jay	30	16	14	0	85	2.83
1999	Keene St.	43	33	10	0	100	2.33
2000	Lehman	25	14	11	0	69	2.76
2001	McDaniel	34	28	6	0	82	2.41
2002	Emory & Henry	44	31	12	1	94	2.14
2003	Staten Island	25	18	7	0	67	2.68
2004	Howard Payne	34	21	13	0	69	2.03
2005	Chatham	21	12	9	0	50	2.38
2006	Catholic	29	17	12	0	65	2.24

DOUBLES

Year	Team	G	W	L	T	2B	Avg.
1990	Aurora	38	31	7	0	79	2.08
1991	Aurora	39	32	7	0	73	1.87
1992	Redlands	34	24	10	0	75	2.21
1993	Rowan	49	35	14	0	82	1.67
1994	TCNJ	52	48	4	0	114	2.19
1995	St. Joseph's (Me.)	46	37	9	0	79	1.72
	Montclair St.	48	37	11	0	79	1.65
1996	Misericordia	44	38	6	0	104	2.36
1997	Wheaton (Mass.)	52	45	7	0	96	1.85
1998	Salisbury	46	36	10	0	114	2.48
1999	Pacific Lutheran	45	39	6	0	101	2.24
2000	Eastern Ore.	46	37	9	0	91	1.98
2001	Muskingum	53	47	6	0	106	2.00
2002	Muskingum	48	40	8	0	97	2.02
2003	St. Thomas (Minn.)	38	32	6	0	95	2.50
2004	Muskingum	50	43	7	0	85	1.70
2005	Western New Eng.	45	39	6	0	96	2.13
	Muskingum	49	42	7	0	96	1.96
2006	Muskingum	52	46	6	0	114	2.19

TRIPLES PER GAME

Year	Team	G	W	L	T	3B	Avg.
1990	Gallaudet	16	2	14	0	14	0.88
1991	Aurora	39	32	7	0	37	0.95
1992	Bluffton	22	16	6	0	21	0.95
1993	Rutgers-Newark	27	16	11	0	27	1.00
1994	East. Mennonite	32	10	22	0	29	0.91
1995	Arcadia	25	14	11	0	25	1.00
1996	Illinois Col.	24	8	16	0	25	1.04
1997	Eastern Nazarene	12	4	8	0	12	1.00
1998	Albertus Magnus	25	17	8	0	27	1.08
1999	Sewanee	23	12	11	0	28	1.22
2000	Arcadia	33	18	15	0	25	0.76
2001	Eureka	32	19	13	0	25	0.78
2002	John Jay	32	20	12	0	31	0.97
2003	La Roche	32	25	6	1	24	0.75
2004	Albertus Magnus	24	6	18	0	18	0.75
2005	Baptist Bible (Pa.)	36	22	14	0	29	0.81
2006	Chestnut Hill	30	7	23	0	23	0.77

TRIPLES

Year	Team	G	W	L	T	3B	Avg.
1990	Aurora	38	31	7	0	32	0.84
1991	Aurora	39	32	7	0	37	0.95
1992	St. Joseph's (Me.)	30	23	7	0	24	0.80
1993	Rutgers-Newark	27	16	11	0	27	1.00
1994	Carthage	36	22	14	0	30	0.83
	Ill. Wesleyan	43	34	9	0	30	0.70
	Rowan	46	37	9	0	30	0.65
1995	Ohio Northern	37	18	19	0	34	0.92
1996	Rowan	41	32	9	0	35	0.85
1997	N.C. Wesleyan	44	28	16	0	43	0.98
1998	Albertus Magnus	25	17	8	0	27	1.08
	McDaniel	36	27	9	0	27	0.75
	Bridgewater St.	46	35	11	0	27	0.59
	Southern Me.	47	28	18	1	27	0.57
1999	Bridgewater St.	47	38	9	0	32	0.68
2000	King's (Pa.)	44	38	6	0	30	0.68
2001	North Central (Ill.)	56	45	11	0	38	0.68
2002	John Jay	32	20	12	0	31	0.97
2003	Methodist	48	38	10	0	27	0.56
2004	Ohio Wesleyan	43	28	15	0	23	0.53
	King's (Pa.)	49	39	10	0	23	0.47
2005	Gettysburg	42	31	10	1	31	0.74
2006	Rhode Island Col.	44	35	8	1	28	0.64

HOME RUNS PER GAME

Year	Team	G	W	L	T	HR	Avg.
1990	Lawrence	12	8	4	0	10	0.83
1991	Muskingum	37	26	11	0	16	0.43
1992	Staten Island	20	11	9	0	8	0.40
1993	Buffalo St.	38	30	8	0	21	0.55
1994	Bridgewater St.	47	39	8	0	31	0.66
1995	Buffalo St.	46	28	18	0	33	0.72
1996	Regis (Mass.)	26	20	6	0	20	0.77
1997	Brockport St.	32	24	8	0	30	0.94
1998	Salisbury	46	36	10	0	31	0.67
1999	Keene St.	43	33	10	0	42	0.98
2000	Muskingum	50	45	5	0	41	0.82
2001	Muskingum	53	47	6	0	47	0.89
2002	Muskingum	48	40	8	0	48	1.00
2003	Brandeis	26	17	9	0	37	1.42
2004	East Tex. Baptist	46	41	5	0	47	1.02
2005	Tufts	35	27	8	0	42	1.20
2006	St. Thomas (Minn.)	52	48	4	0	72	1.38

HOME RUNS

Year	Team	G	W	L	T	HR	Avg.
1990	Adrian	35	26	9	0	24	0.69
1991	Muskingum	37	26	11	0	16	0.43
1992	Wis.-Platteville	40	29	11	0	15	0.38
1993	Buffalo St.	38	30	8	0	21	0.55
1994	Bridgewater St.	47	39	8	0	31	0.66
1995	Buffalo St.	46	28	18	0	33	0.72
1996	Wis.-Whitewater	44	33	11	0	27	0.61
1997	Wheaton (Mass.)	52	45	7	0	38	0.73
1998	Salisbury	46	36	10	0	31	0.67
1999	Keene St.	43	33	10	0	42	0.98
2000	Muskingum	50	45	5	0	41	0.82
2001	Muskingum	53	47	6	0	47	0.89
2002	Muskingum	48	40	8	0	48	1.00
2003	Brandeis	26	17	9	0	37	1.42
2004	East Tex. Baptist	46	41	5	0	47	1.02
2005	Arcadia	44	33	11	0	43	0.98
2006	St. Thomas (Minn.)	52	48	4	0	72	1.38

STOLEN BASES PER GAME

Year	Team	G	W	L	T	SB	SBA	Avg.
1990	Brandeis	23	16	7	0	127	135	5.52
1991	Rutgers-Newark	21	11	10	0	91	100	4.33
1992	St. Elizabeth	15	8	7	0	103	104	6.87
1993	Rosemont	13	5	8	0	76	76	5.85
1994	Regis (Mass.)	21	11	10	0	157	171	7.48
1995	Daniel Webster	18	6	12	0	166	179	9.22
1996	Regis (Mass.)	26	20	6	0	161	169	6.19
1997	Regis (Mass.)	28	18	10	0	186	194	6.64
1998	John Jay	30	16	14	0	146	162	4.87
1999	New Rochelle	11	5	6	0	150	—	13.64
2000	Lehman	25	14	11	0	173	183	6.92
2001	Lehman	29	19	10	0	178	194	6.14
2002	Brooklyn	19	6	14	0	97	105	5.11
2003	Brooklyn	25	10	15	0	107	126	4.28
2004	Brooklyn	23	6	17	0	111	124	4.83

Year	Team	G	W	L	T	SB	SBA	Avg.
2005	Wilson	20	11	9	0	66	—	3.30
2006	Brooklyn	27	15	12	0	143	165	5.30

STOLEN BASES

Year	Team	G	W	L	T	SB	SBA	Avg.
1990	East. Mennonite	34	19	15	0	139	156	4.09
1991	Central (Iowa)	48	42	6	0	141	193	2.94
1992	Central (Iowa)	42	31	11	0	120	182	2.86
1993	Central (Iowa)	40	38	2	0	136	192	3.40
1994	Coe	35	28	7	0	181	—	5.17
1995	TCNJ	54	48	6	0	224	252	4.15
1996	Regis (Mass.)	26	20	6	0	161	169	6.19
1997	Regis (Mass.)	28	18	10	0	186	194	6.64
1998	John Jay	30	16	14	0	146	162	4.87
1999	New Rochelle	11	5	6	0	150	—	13.64
2000	Central (Iowa)	50	40	10	0	182	241	3.64
2001	Wheaton (Mass.)	51	42	9	0	190	219	3.73
2002	Webster	39	32	7	0	159	181	4.08
	Plattsburgh St.	46	31	15	0	159	215	3.46
2003	Central (Iowa)	47	41	5	1	134	194	2.85
2004	Suffolk	36	21	15	0	134	152	3.72
2005	Fontbonne	46	33	13	0	128	157	2.78
2006	Brooklyn	27	15	12	0	143	165	5.30

SLUGGING PERCENTAGE

Year	Team	G	W	L	T	AB	TB	Pct.
1990	Lawrence	12	8	4	0	318	168	.528
1991	Aurora	39	32	7	0	1,028	605	.589
1992	St. Joseph's (Me.)	30	23	7	0	856	408	.477
1993	Rosemont	13	5	8	0	515	317	.616
1994	TCNJ	52	48	4	0	1,361	872	.641
1995	Aurora	41	32	8	1	1,136	700	.616
1996	Misericordia	44	38	6	0	1,216	697	.573
1997	SCAD	24	19	5	0	591	390	.660
1998	Johnson St.	12	5	7	0	338	200	.592
1999	Sewanee	23	12	11	0	647	398	.615
2000	Lehman	25	14	11	0	657	415	.632
2001	Lehman	29	19	10	0	754	424	.562
2002	John Jay	32	20	12	0	928	572	.616
2003	St. Thomas (Minn.)	38	32	6	0	1,065	606	.569
2004	East Tex. Baptist	46	41	5	0	1,256	684	.545
2005	Arcadia	44	33	11	0	1,224	683	.558
2006	St. Thomas (Minn.)	52	48	4	0	1,363	777	.570

TOTAL BASES

Year	Team	G	W	L	T	AB	TB	Pct.
1990	TCNJ	52	40	12	0	1,395	591	.424
1991	TCNJ	51	44	7	0	1,358	610	.449
1992	TCNJ	50	48	2	0	1,274	580	.455
1993	Rowan	49	35	14	0	1,323	589	.445
1994	TCNJ	52	48	4	0	1,361	872	.641
1995	TCNJ	54	48	6	0	1,388	830	.598
1996	Misericordia	44	38	6	0	1,216	697	.573
1997	Wheaton (Mass.)	52	45	7	0	1,443	775	.537
1998	Wheaton (Mass.)	50	38	12	0	1,444	758	.525
1999	Pacific Lutheran	45	39	6	0	1,261	680	.539
2000	Muskingum	50	45	5	0	1,346	751	.558
2001	Muskingum	53	47	6	0	1,470	780	.531
2002	Muskingum	48	40	8	0	1,321	726	.550
2003	Muskingum	47	42	5	0	1,312	644	.491
2004	King's (Pa.)	49	39	10	0	1,379	713	.517
2005	Muskingum	49	42	7	0	1,324	692	.523
2006	St. Thomas (Minn.)	52	48	4	0	1,363	777	.570

EARNED-RUN AVERAGE

Year	Team	G	W	L	T	IP	R	ER	ERA
1982	Gettysburg	16	12	4	0	106.0	53	19	1.25
1983	TCNJ	48	41	7	0	323.0	61	20	0.43
1984	TCNJ	52	48	4	0	363.0	42	16	0.31
1985	TCNJ	51	43	8	0	350.0	53	23	0.46
1986	Elizabethtown	24	18	6	0	187.0	51	15	0.56
1987	Central (Iowa)	43	33	10	0	302.2	71	31	0.72
1988	Wis.-Superior	34	26	8	0	223.2	63	23	0.72
1989	Central (Iowa)	47	36	11	0	329.1	61	25	0.53
1990	Coe	37	31	6	0	260.2	42	25	0.67
1991	Central (Iowa)	48	42	6	0	346.0	78	39	0.79
1992	St. Benedict	24	21	3	0	158.2	38	17	0.75
1993	Gettysburg	16	11	5	0	110.0	42	12	0.76
1994	Buena Vista	38	33	5	0	253.0	53	27	0.75
1995	Albany (N.Y.)	30	23	7	0	196.1	47	12	0.43
1996	Coast Guard	28	24	4	0	174.0	78	28	1.13
1997	Simpson	46	39	7	0	305.1	57	39	0.89
1998	Simpson	46	42	4	0	323.2	47	30	0.65
1999	Simpson	52	47	4	1	338.0	57	31	0.64
2000	Willamette	35	25	10	0	239.0	57	26	0.76
2001	Cabrini	47	42	5	0	311.0	38	21	0.47
2002	Pacific Lutheran	38	36	2	0	235.1	35	22	0.66
2003	Central (Iowa)	47	41	5	1	331.2	49	34	0.72
2004	Rutgers-Camden	47	36	11	0	307.1	49	26	0.59
2005	Washington-St. Louis	50	47	3	0	320.0	65	33	0.72
2006	St. Thomas (Minn.)	52	48	4	0	324.1	64	41	0.88

FIELDING PERCENTAGE

Year	Team	G	W	L	T	PO	A	E	Pct.
1982	Montclair St.	23	12	11	0	490	226	40	.947
1983	Benedictine (Ill.)	28	18	10	0	588	426	26	.975
1984	TCNJ	52	48	4	0	1089	499	68	.959
1985	Muhlenberg	17	11	6	0	400	94	17	.967
1986	Rockford	19	13	6	0	184	81	7	.974
1987	Wis.-La Crosse	33	19	14	0	681	549	42	.967
1988	Western New Eng.	27	21	6	0	532	164	25	.965
1989	Coe	30	24	5	1	560	365	33	.966
1990	Simpson	36	26	10	0	668	309	31	.969
1991	Hope	42	30	12	0	834	358	31	.975
1992	Muskingum	40	30	10	0	824	341	37	.969
1993	Skidmore	14	11	3	0	285	130	10	.976
1994	Lycoming	20	15	5	0	414	133	18	.968
1995	Oneonta St.	37	26	11	0	740	531	35	.973
1996	Oneonta St.	33	25	8	0	644	412	31	.971
1997	St. Mary's (Minn.)	42	37	5	0	789	242	25	.976
1998	Wis.-Whitewater	44	37	7	0	871	419	31	.977
1999	Coe	39	29	10	0	827	535	34	.976
2000	Muskingum	50	45	5	0	976	550	44	.972
2001	Cabrini	47	42	5	0	918	408	35	.974
2002	Pacific Lutheran	38	36	2	0	706	252	26	.974
2003	La Verne	44	30	14	0	855	452	29	.978
2004	Rowan	38	28	10	0	759	289	23	.979
2005	Emory	38	32	6	0	746	303	24	.978
2006	Emory	47	36	11	0	942	372	29	.978

DOUBLE PLAYS PER GAME

Year	Team	G	W	L	T	DP	Avg.
1990	La Verne	39	26	13	0	42	1.08
1991	Roger Williams	20	8	12	0	21	1.05
1992	Oneonta St.	27	21	6	0	19	0.70
1993	Oneonta St.	21	12	9	0	15	0.71
1994	Framingham St.	23	9	14	0	20	0.87
1995	East. Mennonite	35	12	23	0	26	0.74
1996	Oneonta St.	33	25	8	0	28	0.85
1997	Thiel	23	7	16	0	16	0.70
1998	Salem St.	32	22	10	0	20	0.63
1999	Wm. Paterson	46	30	16	0	26	0.57
2000	North Central (Ill.)	39	29	10	0	30	0.77
2001	Eastern Nazarene	25	5	20	0	15	0.60
2002	Thomas More	30	18	12	0	24	0.80
2003	Westfield St.	28	16	12	0	16	0.57
2004	Bates	27	8	19	0	16	0.59
2005	DeSales	35	17	18	0	19	0.54
2006	Millikin	41	24	17	0	31	0.76

DOUBLE PLAYS

Year	Team	G	W	L	T	DP	Avg.
1990	La Verne	39	26	13	0	42	1.08
1991	Lynchburg	35	21	14	0	29	0.83
1992	Montclair St.	45	27	18	0	25	0.56
1993	Bridgewater St.	37	27	10	0	21	0.57
1994	Oneonta St.	34	27	7	0	29	0.85
1995	Oneonta St.	37	26	11	0	27	0.73
	TCNJ	54	48	6	0	27	0.50
1996	Claremont-M-S	36	6	30	0	30	0.83
1997	Eureka	39	19	20	0	22	0.56
1998	Wheaton (Ill.)	37	21	13	3	23	0.62
1999	Wm. Paterson	46	30	16	0	26	0.57
2000	North Central (Ill.)	39	29	10	0	30	0.77
2001	Cortland St.	45	28	17	0	23	0.51
2002	Plattsburgh St.	46	31	15	0	30	0.65
2003	Buffalo St.	40	25	15	0	18	0.45
2004	Wis.-Superior	44	34	10	0	24	0.55
2005	Cal Lutheran	37	21	16	0	20	0.54
2006	Millikin	41	24	17	0	31	0.76

WINNING PERCENTAGE

Year	Team	G	W	L	T	*Pct.
1990	Trinity (Conn.)	15	15	0	0	1.000
1991	Nichols	29	26	3	0	.897
1992	TCNJ	50	48	2	0	.960

Year	Team	G	W	L	T	*Pct.
1993	Central (Iowa)	40	38	2	0	.950
1994	TCNJ	52	48	4	0	.923
1995	Chapman	48	43	5	0	.896
1996	TCNJ	41	38	3	0	.927
1997	St. Mary's (Minn.)	42	37	5	0	.881
1998	St. Mary's (Minn.)	41	38	3	0	.927
1999	Simpson	52	47	4	1	.913
2000	Muskingum	50	45	5	0	.900
2001	Western Conn. St.	39	35	4	0	.897
2002	Pacific Lutheran	38	36	2	0	.947
2003	Pacific Lutheran	35	32	3	0	.914
2004	St. Thomas (Minn.)	50	46	4	0	.920
2005	Washington-St. Louis	50	47	3	0	.940
2006	St. Thomas (Minn.)	52	48	4	0	.923

*Ties counted as half win, half loss.

2006 Most-Improved Division III Softball Teams

	2005			2006			
School (Coach)	Won	Lost	Tied	Won	Lost	Tied	$Imp.
Penn St.-Behrend (Stacy Pondo)	11	25	0	34	10	3	19
Marietta (Jeanne Arbuckle)	16	25	0	33	11	0	15½
St. Mary's (Ind.) (Erin Sullivan)	7	23	0	28	13	0	15½
Plattsburgh St. (Sean Cotter)	23	19	0	40	9	0	13½
Haverford (Jennifer Ward)	11	26	0	26	17	0	12
Marywood (Bob Fitzsimmons)	8	30	0	20	18	0	12
Utica (Pat Mineo)	11	15	0	31	11	0	12
Lake Erie (Gary VanCauwenberge)	10	23	0	26	16	1	11½
Rowan (Kim Wilson)	25	14	0	41	7	0	11½
Swarthmore (Renee Clarke)	10	26	0	23	17	0	11
Widener (Fred Dohrmann)	10	29	0	19	17	0	10½
DePauw (Bonnie Skrenta)	19	18	1	31	10	0	10
Neb. Wesleyan (Lance Kingery)	10	28	0	20	18	0	10
Neumann (Bill Saar)	18	21	0	30	13	0	10
St. Joseph's (Me.) (Jamie Smyth)	12	25	0	24	17	0	10
Anderson (Ind.) (Larry Holloway)	14	22	0	25	14	0	9½
Bridgewater (Va.) (Donnie Fulk)	24	18	0	34	9	0	9½
Case Reserve (Jennie Amodio)	8	32	0	19	24	1	9½
Cedar Crest (Kristy Henritzy)	6	22	0	17	14	0	9½
North Park (Dan Gooris)	5	32	0	16	24	0	9½

$To determine games improved, add the difference in victories between the two seasons to the difference in losses, then divide by two. Ties not counted. This includes postseason play.

USA Today/National Fastpitch Coaches Association Division III Final Poll

2003

1. Central (Iowa)
2. Salisbury
3. Ill. Wesleyan
4. Emory
5. Cortland St.
6. Wartburg
7. Muskingum
8. Pacific Lutheran
9. Moravian
10. Western New Eng.
11. Wheaton (Mass.)
12. Alma
13. Methodist
14. Chicago
15. Wm. Paterson
16. Cal Lutheran
17. Keene St.
18. Lake Forest
19. Union (N.Y.)
20. Gust. Adolphus
21. Montclair St.
22. Chapman
23. Cabrini
24. Ithaca
25. Tufts

2004

1. St. Thomas (Minn.)
2. Moravian
3. Salisbury
4. Muskingum
5. Chapman
6. Alma
7. Wheaton (Mass.)
8. Cortland St.
9. Central (Iowa)
10. Linfield
11. Chicago
12. Roanoke
13. Ramapo
14. East Tex. Baptist
15. Augustana (Ill.)
16. Washington-St. Louis
17. Ithaca
18. Smith
19. Emory
20. Williams
21. Chris. Newport
22. King's (Pa.)
23. Wis.-Superior
24. Cal St. East Bay
25. Oneonta St.

2005

1. St. Thomas (Minn.)
2. Salisbury
3. Chapman
4. Ithaca
5. Muskingum
6. Alma
7. Washington-St. Louis
8. Wm. Paterson
9. Williams
10. Aurora
11. Rutgers-Camden
12. Redlands
13. Louisiana Col.
14. Western New Eng.
15. Moravian
    Keene St.
17. St. Mary's (Minn.)
18. North Central (Ill.)
19. Trinity (Tex.)
20. Roanoke
21. Mount Union
22. Coe
23. Endicott
24. King's (Pa.)
    Cortland St.

2006

1. Rutgers-Camden
2. St. Thomas (Minn.)
3. Muskingum
4. Linfield
5. Ithaca
6. Coe
7. Ramapo
8. Wartburg
9. Williams
10. Wis.-Eau Claire
11. Methodist
12. Plattsburgh St.
13. Moravian
14. Louisiana Col.
15. Rowan
16. La Verne
17. Hope
18. Rhode Island Col.
19. Emory
20. Aurora
21. St. Scholastica
22. Redlands
23. Chapman
24. Union (N.Y.)
25. Roanoke

Collegiate Records

Season Records 110
Career Records 115



Collegiate Season Records

Batting

AT-BATS

Player, Team (Division)	Year	Cl.	G	AB
Lindsay Schutzler, Tennessee (I)	2005	So.	82	270
Trish Charboneau, Ill.-Chicago (I)	1997	Jr.	80	264
Julie Smith, Fresno St. (I)	1990	Jr.	77	263
Barbara Jordan, Cal St. Northridge (II)	1985	So.	80	262
Shawna Feldt, Oregon St. (I)	1999	So.	72	259
Jennifer Tiffany, Ill.-Chicago (I)	1999	Fr.	84	259
Nikki Flynn, North Dakota St. (II)	1998	So.	79	259
Shelly Rhein, North Dakota St. (II)	2000	Jr.	78	257
Kathy Mayer, Fresno St. (I)	1989	Sr.	72	255
Kaleo Eldridge, California (I)	2002	Fr.	75	254
Amy Chellevold, Arizona (I)	1995	Sr.	72	253
Jeanne Tostenson, Augustana (S.D.) (II)	1993	Jr.	72	252
Edel Leyden, Ill.-Chicago (I)	1999	Fr.	83	251
Nicole Barber, Georgia (I)	2002	So.	76	250
Keisha Shepperson, East Caro. (I)	2000	Jr.	77	250
Martha Noffsinger, Fresno St. (I)	1990	Sr.	72	250
Kathy Mayer, Fresno St. (I)	1988	Jr.	72	250
Shanita Black, Ga. Southern (I)	2006	Sr.	70	249
Tiff Tootle, South Carolina (I)	1992	Jr.	67	249
Teri Eagleston, Sacramento St. (II)	1989	So.	76	249
Jessica Sachs, Fla. Atlantic (I)	2004	So.	74	248
Kelly Shipman, Maryland (I)	1999	Sr.	74	248
Stefanie Christofersen, Ill.-Chicago (I)	1999	So.	82	248
Christy Serritella, Arizona St. (I)	1990	So.	72	248
Martha Noffsinger, Fresno St. (I)	1989	Jr.	72	248

RUNS PER GAME

(Minimum 30 runs)

Player, Team (Division)	Year	Cl.	G	Runs	Avg.
Allyson Wolff, St. Joseph's (L.I.) (III)	1998	Fr.	25	65	2.60
Michelle Vogt, Wilson (III)	1997	Fr.	20	49	2.45
Tanya Allen, Skidmore (III)	1989	Fr.	14	34	2.43
Angela Estes, Miles (II)	2003	Jr.	27	62	2.30
Kristyn Kurzawski, Rockford (III)	1989	Sr.	14	32	2.29
Jaime Curley, St. Joseph's (L.I.) (III)	1998	Jr.	25	51	2.04
Tamara Square, Southern U. (I)	1997	Fr.	30	61	2.03
Candace Wells, Miles (II)	2003	Jr.	27	54	2.00
Allyson Wolff, St. Joseph's (L.I.) (III)	1999	So.	34	68	2.00
LaToria Bartelle, Virginia Union (II)	1997	Fr.	23	46	2.00
Shannan Fish, Mt. St. Mary (N.Y.) (III)	1997	Jr.	18	36	2.00
Danielle Jones, Norfolk St. (II)	1996	Fr.	28	56	2.00
Shannon Dugan, Salve Regina (III)	1994	Sr.	21	42	2.00
Christine Vlahakis, Old Westbury (III)	1993	Jr.	15	30	2.00
Marietta Calder, Mt. St. Mary (N.Y.) (III)	1996	Sr.	18	35	1.94
Raynette Savoy, Bowie St. (II)	1998	Sr.	27	52	1.93
Kenyona Johnson, Miles (II)	2006	Fr.	38	73	1.92
Kristy Pfister, La Roche (III)	2000	So.	31	59	1.90
Cheryl Bogues, N.C. Central (II)	1992	Jr.	29	55	1.90
Kathy Dobrunz, Martin Luther (III)	1996	Sr.	19	36	1.89
Monnette Frye, Winston-Salem (II)	1998	So.	28	53	1.89
Devonia Nixon, St. Augustine's (II)	1994	Sr.	28	53	1.89
L'Tanya Samuels, Winston-Salem (II)	1998	So.	27	51	1.89

RUNS

Player, Team (Division)	Year	Cl.	G	Runs
Jenny Dalton, Arizona (I)	1995	Jr.	72	101
Nikki Flynn-Gregg, North Dakota St. (II)	2000	Sr.	78	98
Alison McCutcheon, Arizona (I)	1998	Sr.	71	97
Kelly Krestschman, Alabama (I)	1998	Fr.	67	94
Amy Chellevold, Arizona (I)	1995	Sr.	72	89
Leah O'Brien, Arizona (I)	1995	Jr.	72	88
Amy Chellevold, Arizona (I)	1994	Jr.	67	88
Alison McCutcheon, Arizona (I)	1997	Jr.	66	86
Jenny Dalton, Arizona (I)	1996	Sr.	67	84
Michelle Carlson, TCNJ (III)	1995	Sr.	54	84
Sophia Blue, N.C. Central (II)	2006	Fr.	51	83
Iyhia McMichael, Mississippi St. (I)	2004	Sr.	65	83
Kelly Kretschman, Alabama (I)	2000	Jr.	80	83
Nikki Flynn, North Dakota St. (II)	1998	So.	79	83
Crissy Buck, UCLA (I)	1999	Fr.	69	82
Shay Fields, Alabama St. (I)	1998	Fr.	47	82
Raynisha Rushton, Norfolk St. (II)	1997	So.	46	82
Lauren Bauer, Arizona (I)	2001	Sr.	69	81
Keisha Shepperson, East Caro. (I)	2000	Jr.	77	79
Staci Albright, Coker (II)	1996	Sr.	51	79
JoAnn Heckethorn, TCNJ (III)	1994	Sr.	52	79

BATTING AVERAGE

(Minimum 2.0 at-bats per game played by team and 70 at-bats)

Player, Team (Division)	Year	Cl.	G	AB	Hits	Avg.
Michele Vogt, Wilson (III)	1997	Fr.	20	74	47	.635
Sherry Howell, Eckerd (II)	1993	Sr.	35	105	66	.629
Renee Hellert, New England Col. (III)	2001	Sr.	27	93	58	.624
Michelle Carlson, TCNJ (III)	1995	Sr.	54	162	101	.623
Colleen Parker, Salem St. (III)	1998	So.	32	112	69	.616
Sophia Rolle, N.C. Central (II)	1994	Sr.	24	78	48	.615
Katie Norton, Suffolk (III)	2000	Sr.	31	99	60	.606
Katherine Lord, Lasell (III)	2000	Sr.	34	73	44	.603
Miguelina Reyes, Lehman (III)	2006	Fr.	28	78	47	.603
Jessica Johnson, Wheaton (Mass.) (III)	1995	Fr.	38	114	68	.596
Jen Quimby, Chatham (III)	2005	Fr.	19	74	44	.595
Yvonne Moss, N.C. Central (II)	1994	Sr.	25	74	44	.595
Nicole Cefaratti, Buffalo St. (III)	1998	Jr.	42	160	95	.594
Michelle Palmer, Sacred Heart (II)	1991	So.	34	113	67	.593
Wendi DeFilippo, Lasell (III)	2000	Fr.	34	81	48	.593
Jennifer Minor, Miles (II)	2003	Sr.	27	76	45	.592
Sara Graziano, Coastal Caro. (I)	1994	Sr.	59	175	103	.589
Michele Vogt, Wilson (III)	1999	Jr.	25	80	47	.588
Latasha Marks, Kentucky St. (II)	2000	So.	29	84	49	.583
Andrea Mollohan, Delaware St. (I)	1993	So.	23	72	42	.583
Kristen Ochs, Hanover (III)	1993	Jr.	26	72	42	.583
Jennifer Lohuis, Kentucky St. (II)	2006	Sr.	34	103	60	.583
Stacy Cowen, Manhattan (I)	1991	Jr.	44	160	93	.581
Elisa Bartolo, Florida Tech (II)	1995	Sr.	51	186	108	.581
Sara Pray, Pine Manor (III)	2000	So.	33	93	54	.581
Heather Van Zee, Gallaudet (III)	1996	Jr.	26	81	47	.580

HITS

Player, Team (Division)	Year	Cl.	G	Hits
Alison McCutcheon, Arizona (I)	1997	Jr.	66	132
Nikki Flynn, North Dakota St. (II)	1998	So.	79	126
Nikki Flynn-Gregg, North Dakota St. (II)	2000	Sr.	78	124
Tiff Tootle, South Carolina (I)	1992	Jr.	67	123
Amy Chellevold, Arizona (I)	1994	Jr.	67	122
Alison McCutcheon, Arizona (I)	1998	Sr.	71	117
Robyn Yorke, Fresno St. (I)	1995	So.	69	114
Denelle Hicks, Campbell (I)	1995	Jr.	71	113
Lisa Erickson, Cal St. Northridge (II)	1989	Jr.	80	113
Heather Chantiles, Shippensburg (II)	2006	Jr.	62	112
Natasha Watley, UCLA (I)	2002	Jr.	64	112
Amy Chellevold, Arizona (I)	1995	Sr.	72	112
Sarah Fekete, Tennessee (I)	2006	Sr.	73	110
Jennifer Hill, Augustana (S.D.) (II)	2000	Jr.	70	108
Laura Berg, Fresno St. (I)	1998	Sr.	63	108
Elisa Bartolo, Florida Tech (II)	1995	Sr.	51	108
Lindsay Schutzler, Tennessee (I)	2005	So.	82	107
Chrissa Landwehr, Augustana (S.D.) (II)	2000	Jr.	68	106
Anna Smith, Ohio St. (I)	2002	Sr.	69	105
Nicole Barber, Georgia (I)	2002	So.	76	105
Lauren Bauer, Arizona (I)	2001	Sr.	69	104
Laura Berg, Fresno St. (I)	1997	Jr.	69	104
Christie Ambrosi, UCLA (I)	1999	Jr.	68	103
Jackie Aiken, Wis.-Parkside (II)	1996	Jr.	69	103
Sara Graziano, Coastal Caro. (I)	1994	Sr.	59	103
Deb Baetsle, Neb.-Omaha (II)	1994	Sr.	66	103

DOUBLES PER GAME

(Minimum 11 doubles)

Player, Team (Division)	Year	Cl.	G	2B	Avg.
Lisa Lake, Trinity (Conn.) (III)	1987	Jr.	12	11	0.92
Hillary Peart, Lehman (III)	1997	Jr.	18	16	0.89
Kelon Whelan, Kentucky St. (II)	2005	Sr.	25	22	0.88
Jen Quimby, Chatham (III)	2005	Fr.	19	16	0.84
Katy Decker, Lawrence (III)	1992	Sr.	16	12	0.75
Angela Estes, Miles (II)	2003	Jr.	27	20	0.74
Suzanne Mathias, Davis & Elkins (II)	1994	Fr.	30	22	0.73
Tara Dempsey, Lehman (III)	2000	Fr.	25	18	0.72
Erica Petersen, Suffolk (III)	1996	Jr.	24	17	0.71
Erica Petersen, Suffolk (III)	1994	Fr.	22	15	0.68

Player, Team (Division)	Year	Cl.	G	2B	Avg.
Donika Altamirano, N.M. Highlands (II)	1994	Jr.	42	28	0.67
Kim Sears, Wheaton (Mass.) (III)	1998	So.	50	33	0.66
Julia Best, Methodist (III)	1999	So.	44	29	0.66
Becky Bliss, Springfield (III)	1996	Jr.	38	25	0.66
Dina Terciera, Wheaton (Mass.) (III)	1996	Fr.	38	25	0.66
LaKeisha Wright, Fort Valley St. (II)	2003	Sr.	33	21	0.64
Michelle Tarzia, Western Conn. St. (III)	1997	Sr.	40	25	0.63
Tara Dickert, Allegheny (III)	1994	Jr.	40	25	0.63
Maryann Parsons, St. Joseph (Conn.) (III)	1999	Fr.	26	16	0.62
Brandy Valentine, North Central (Ill.) (III)	1993	Fr.	31	19	0.61
Marietta Calder, Mt. St. Mary (N.Y.) (III)	1996	Sr.	18	11	0.61
Kimber Houston, Illinois Col. (III)	1992	Sr.	18	11	0.61
Renee Lehmann, Regis (Mass.) (III)	1995	Jr.	23	14	0.61

DOUBLES

Player, Team (Division)	Year	Cl.	G	2B
Kim Sears, Wheaton (Mass.) (III)	1998	So.	50	33
Shelly Rhein, North Dakota St. (II)	1998	Fr.	80	30
Kristin Spencer, Ala.-Huntsville (II)	2005	Jr.	68	29
Niki Toussaint, Colorado St.-Pueblo (II)	2001	Sr.	66	29
Julia Best, Methodist (III)	1999	So.	44	29
Nina Lindenberg, Fresno St. (I)	1996	So.	62	29
Tracy Glover, Okla. Panhandle (II)	2003	Fr.	57	28
Barbara Moody, Pacific (I)	2002	Jr.	60	28
Zayne Smith, West Ala. (II)	1999	Fr.	56	28
Donika Altamirano, N.M. Highlands (II)	1994	Jr.	42	28
Kristi Johnson, Lander (II)	1994	So.	62	28
Cameron Astiazaran, Ill.-Chicago (I)	2005	Sr.	67	27
Cortney Mitchell, Middle Tenn. (I)	2003	Jr.	54	27
Lindsay Wood, Georgia Tech (I)	2002	Jr.	66	27
Jill Burnett, West Fla. (II)	1997	Jr.	65	27
Sara Pickering, Washington (I)	1997	Sr.	69	27
Kelly Norris, Coker (II)	1996	So.	51	27
Sherry Johnson, Coastal Caro. (I)	1994	Jr.	59	27
Lisa Jusino, Adelphi (II)	2004	Sr.	54	26
Kate Manuse, East Caro. (I)	2004	Jr.	72	26
Jaclyn Holden, North Carolina (I)	2003	Fr.	63	26
Erin Gross, Salisbury (III)	2001	Sr.	46	26
Angela Cervantez, Fresno St. (I)	1999	Jr.	74	26
Mandy Pfeiffer, Princeton (I)	1995	So.	61	26
Tracy Carey, Neb.-Omaha (II)	1994	Fr.	66	26

TRIPLES PER GAME

(Minimum seven triples)

Player, Team (Division)	Year	Cl.	G	3B	Avg.
Lisa Sullivan, McDaniel (III)	1986	So.	17	11	0.65
Lisa Sullivan, McDaniel (III)	1985	Fr.	15	9	0.60
Betty Dolce, St. John Fisher (II)	1986	Sr.	17	10	0.59
Cheryl Wetmore, Rochester Inst. (III)	1986	Sr.	21	10	0.48
Marcia Fichtelman, Ohio Northern (III)	1985	So.	25	11	0.44
Diana Burroughs, Albertus Magnus (III)	1998	Sr.	24	10	0.42
Karla Alderfer, East. Mennonite (III)	1997	Jr.	19	8	0.42
Gwyn Jones, Millikin (III)	1996	Jr.	24	10	0.42
Kim Kelly, Arcadia (III)	1995	So.	24	10	0.42
Rhonda McLean, Wesleyan (Conn.) (III)	1990	So.	17	7	0.41
Katrran McCall, N.C. Central (II)	1994	So.	25	10	0.40
Kelly Sciss, Delaware Valley (III)	1994	Sr.	23	9	0.39
Renee Hellert, New England Col. (III)	2000	Jr.	26	10	0.38
Anita DeFeo, TCNJ (III)	1998	Sr.	39	15	0.38
Sandy Wise, SCAD (III)	1997	Fr.	24	9	0.38
Kelly Summers, Shepherd (II)	1991	Jr.	40	15	0.38
Karen Borrosso, Molloy (II)	1990	Sr.	26	10	0.38
Stephanie Batts, Virginia Union (II)	1990	Jr.	26	10	0.38
Peggy Schmitt, Coe (III)	1986	Fr.	29	11	0.38
Jody Finch, Wheaton (Ill.) (III)	1985	Sr.	19	7	0.37
Jennifer Albrizio, Wagner (II)	1984	So.	19	7	0.37

TRIPLES

Player, Team (Division)	Year	Cl.	G	3B
Dianna Korcak, Jacksonville (I)	2004	Sr.	64	17
Jeanne Hengemuhle, TCNJ (III)	1991	Jr.	51	17
Jennifer Egan, Monmouth (I)	1995	So.	57	16
Jackie Aiken, Wis.-Parkside (II)	1994	Fr.	65	16
Barb Marean, Massachusetts (I)	1992	Sr.	55	16
Cherene Hiesl, East Central (II)	1999	Sr.	42	15
Anita DeFeo, TCNJ (III)	1998	Sr.	39	15
Jennifer Jimerson, Mo. Southern St. (II)	1998	Sr.	48	15
Kelli Summers, Shepherd (II)	1991	Jr.	40	15
Tricia Popowski, South Carolina (I)	1991	Sr.	64	15
Marci Pratt, Southern Utah (I)	2006	Jr.	66	14
Kim Logana, C.W. Post (II)	2003	Sr.	48	14
Trena Peel, LSU (I)	2002	Sr.	67	14
Cathy Bounds, Manchester (III)	2000	Sr.	41	14
Danielle Margarita, Adelphi (II)	1998	So.	43	14
Sue Sanchez, Cal St. Chico (II)	1988	Sr.	44	14
Beth Onestinghel, Cal St. Northridge (II)	1988	Sr.	65	14

HOME RUNS PER GAME

(Minimum eight home runs)

Player, Team (Division)	Year	Cl.	G	HR	Avg.
Rachel Clayton, Bates (III)	1988	So.	15	8	0.53
Michelle Zawoiski, Wilkes (III)	1983	Fr.	15	8	0.53
Crystal Krebs, UC-Colo. Spgs. (II)	2005	Sr.	48	25	0.52
Laura Espinoza, Arizona (I)	1995	Sr.	72	37	0.51
Sara Albert, Brandeis (III)	2003	Jr.	26	13	0.50
Mandy Carnes, Muskingum (III)	2002	Jr.	48	24	0.50
Danyele Gomez, La.-Lafayette (I)	2006	Sr.	62	30	0.48
Carrie Roffone, John Jay (III)	2001	So.	31	15	0.48
Megan Trimble, Phila. Sciences (II)	2004	Fr.	32	15	0.47
Stephanie Batts, Virginia Union (II)	1990	Jr.	26	12	0.46
Laura Espinoza, Arizona (I)	1994	Jr.	66	30	0.45
Staci Albright, Coker (II)	1996	Sr.	51	23	0.45
Stacey Nuveman, UCLA (I)	1999	So.	69	31	0.45
Jackie Aiken, Wis.-Parkside (II)	1995	So.	58	26	0.45
Angela Estes, Miles (II)	2003	Jr.	27	12	0.44
Renee Hellert, New England Col. (III)	2001	Sr.	27	12	0.44
Rebecca McClelland, Mesa St. (II)	2006	Jr.	43	19	0.44
Caitlin Benyi, UCLA (I)	2004	So.	56	24	0.43
Lisa Sullivan, McDaniel (III)	1988	Sr.	21	9	0.43
Christina Rolla, Lynn (II)	2005	So.	60	25	0.42
Staci Albright, Coker (II)	1995	Jr.	48	20	0.42
Carrie McVicker, John Carroll (III)	1998	Sr.	34	14	0.41
Laura Fencik, Arcadia (III)	2005	So.	44	18	0.41
Shana Martin, Colorado St.-Pueblo (II)	2006	Jr.	49	20	0.41
Christy Brownlee, UTSA (I)	2004	Sr.	54	22	0.41
Tanisha Kemp, Morgan St. (I)	1996	Fr.	27	11	0.41
Jura Gerald, N.C. Central (II)	1995	So.	32	13	0.41
Erin O'Connell, Wis.-Stout (III)	2003	So.	37	15	0.41

HOME RUNS

Player, Team (Division)	Year	Cl.	G	HR
Laura Espinoza, Arizona (I)	1995	Sr.	72	37
Stacey Nuveman, UCLA (I)	1999	So.	69	31
Danyele Gomez, La.-Lafayette (I)	2006	Sr.	62	30
Laura Espinoza, Arizona (I)	1994	Jr.	66	30
Jenny Dalton, Arizona (I)	1995	Jr.	72	28
Stephanie Best, UCF (I)	2005	Sr.	77	26
Jackie Aiken, Wis.-Parkside (II)	1995	So.	58	26
Crystal Krebs, UC-Colo. Spgs. (II)	2005	Sr.	48	25
Christina Rolla, Lynn (II)	2005	So.	60	25
Lovie Jung, Arizona (I)	2003	So.	63	25
Kristen Rivera, Washington (I)	2003	So.	64	25
Toni Mascarenas, Arizona (I)	2001	Sr.	69	25
Kelly Kretschman, Alabama (I)	1998	Fr.	67	25
Leah Braatz, Arizona (I)	1998	Sr.	70	25
Jenny Dalton, Arizona (I)	1996	Sr.	67	25
Melanie Denischuk, UMBC (I)	2006	Jr.	64	24
Whitney Haller, Georgia Tech (I)	2006	Fr.	70	24
Elezabeth Beyer, St. Mary's (Tex.) (II)	2005	So.	60	24
Caitlin Benyi, UCLA (I)	2004	So.	56	24
Mandy Carnes, Muskingum (III)	2002	Jr.	48	24
Jenny Topping, Washington (I)	2000	Fr.	67	24
Megan Davison, Emporia St. (II)	2006	Jr.	69	23
Jessica Rogers, UTSA (I)	2005	Jr.	60	23
Stephanie Pinto, Ala.-Huntsville (II)	2005	So.	68	23
Christina Clark, Fresno St. (I)	2004	Fr.	68	23
Jaime Clark, Washington (I)	2000	Fr.	71	23
Stephanie Little, Cal St. Fullerton (I)	1999	Sr.	64	23
Staci Albright, Coker (II)	1996	Sr.	51	23

SLUGGING PERCENTAGE

(Minimum 2.0 at-bats per game played by team and 70 at-bats)

Player, Team (Division)	Year	Cl.	G	AB	TB	Pct.
Angela Estes, Miles (II)	2003	Jr.	27	94	122	1.298
Michelle Carlson, TCNJ (III)	1995	Sr.	54	162	204	1.259
Sara Pray, Pine Manor (III)	2000	So.	33	93	113	1.215
Michelle Carlson, TCNJ (III)	1994	Jr.	52	148	177	1.196
Carrie Roffone, John Jay (III)	2001	So.	31	108	127	1.176
Amy Tjaarda, Adams St. (II)	1993	Sr.	40	122	141	1.156
Wanda Baptist, Virginia Union (II)	1992	Jr.	30	85	98	1.153
Jura Gerald, N.C. Central (II)	1995	So.	32	101	116	1.149

Player, Team (Division)	Year	Cl.	G	AB	TB	Pct.
Ashley Foster, Fort Valley St. (II)	2004	Sr.	38	122	140	1.148
Miguelina Reyes, Lehman (III)	2006	Fr.	28	78	89	1.141
Julie Backof, McDaniel (III)	1997	Jr.	31	108	123	1.139
Stephanie Carew, Chapman (III)	1997	So.	42	128	144	1.125
Staci Albright, Coker (II)	1996	Sr.	51	151	169	1.119
Renee Hellert, New England Col. (III)	2001	Sr.	27	93	104	1.118
Mandy Carnes, Muskingum (III)	2002	Jr	48	136	152	1.118
Jackie Aiken, Wis.-Parkside (II)	1995	So.	58	178	199	1.118
Sherry Howell, Eckerd (II)	1993	Sr.	35	105	117	1.114
Kristen Ochs, Hanover (III)	1993	Jr.	26	72	80	1.111
Stephanie Batts, Virginia Union (II)	1990	Jr.	26	102	113	1.108
Jennifer Lohuis, Kentucky St. (II)	2006	Sr.	34	103	114	1.107
Sara Albert, Brandeis (III)	2003	Jr.	26	79	87	1.101
Megan Trimble, Phila. Sciences (II)	2004	Fr.	32	91	100	1.099
Camille Jones, Livingstone (II)	1992	Jr.	25	76	83	1.092
Brandi Young, Johnson C. Smith (II)	2005	Jr.	38	111	121	1.090
Erica Petersen, Suffolk (III)	1996	Jr.	24	90	98	1.089
Candace Wells, Miles (II)	2003	Jr.	27	85	92	1.082
Michele Vogt, Wilson (III)	1997	Fr.	20	74	80	1.081
Latesa Peebles, N.C. Central (II)	1990	Jr.	29	89	96	1.079

RUNS BATTED IN PER GAME

(Minimum 30 runs batted in)

Player, Team (Division)	Year	Cl.	G	RBI	Avg.
Rachel Clayton, Bates (III)	1988	So.	15	43	2.87
Angela Estes, Miles (II)	2003	Jr.	27	74	2.74
Chris Lamberti, St. Joseph's (L.I.) (III)	1998	Jr.	24	57	2.38
Carrie Roffone, John Jay (III)	2001	So.	31	73	2.35
Kenisha Williams, Winston-Salem (II)	1998	So.	28	62	2.21
Tiya Hines, Virginia St. (II)	2003	Jr.	35	76	2.17
Janet Kiss, Hamilton (III)	1985	Jr.	14	30	2.14
Theresa Lindsay, Utica/Rome (III)	1998	Sr.	22	47	2.14
Renee Hellert, New England Col. (III)	2001	Sr.	27	57	2.11
Tiffany White, Benedict (II)	2003	Fr.	30	63	2.10
Jaimee Smith, Gordon (III)	1995	Sr.	17	35	2.06
Melissa Ivlow, Aurora (III)	1991	Sr.	35	72	2.06
Lola Beckford, Lehman (III)	1999	Fr.	18	37	2.06
Sara Pray, Pine Manor (III)	2000	So.	33	66	2.00
Hillary Peart, Lehman (III)	1997	Jr.	18	36	2.00
Mary Koselnak, Mt. St. Mary (N.Y.) (III)	1995	Sr.	19	38	2.00
Latesa Peebles, N.C. Central (II)	1990	Jr.	29	58	2.00
Erica Petersen, Suffolk (III)	1996	Jr.	24	47	1.96
Libby McCaffrey, Manhattanville (III)	1996	Sr.	19	37	1.95
Jaime Bellettini, Brooklyn (III)	2006	So.	24	46	1.92
LaKeisha Wright, Fort Valley St. (II)	2003	Sr.	33	63	1.91
Suzanne Stanley, Staten Island (III)	1994	Sr.	22	42	1.91
Karen Dromerhauser, Molloy (II)	1997	Fr.	31	59	1.90
Jackie Aiken, Wis.-Parkside (II)	1995	So.	58	110	1.90

RUNS BATTED IN

Player, Team (Division)	Year	Cl.	G	RBI
Laura Espinoza, Arizona (I)	1995	Sr.	72	128
Jackie Aiken, Wis.-Parkside (II)	1995	So.	58	110
Jenny Dalton, Arizona (I)	1996	Sr.	67	109
Leah Braatz, Arizona (I)	1998	Sr.	70	100
Pat McDonagh, Southeast Mo. St. (II)	1986	Jr.	56	99
Jenny Dalton, Arizona (I)	1995	Jr.	72	98
Leticia Pineda, Arizona (I)	1996	So.	67	96
Michelle Carlson, TCNJ (III)	1995	Sr.	54	96
Laura Espinoza, Arizona (I)	1994	Jr.	66	95
Stacey Nuveman, UCLA (I)	1999	So.	69	91
Jenny Dalton, Arizona (I)	1994	So.	67	91
Jenny Topping, Washington (I)	2000	Fr.	67	90
Michelle Carlson, TCNJ (III)	1994	Jr.	52	90
Casey Rodriguez, N.C. Central (II)	2006	Fr.	51	87
Jackie Aiken, Wis.-Parkside (II)	1997	Sr.	72	87
Staci Albright, Coker (II)	1996	Sr.	51	86
Jackie Aiken, Wis.-Parkside (II)	1996	Jr.	69	86

STOLEN BASES PER GAME

(Minimum 15 stolen bases)

Player, Team (Division)	Year	Cl.	G	SB	Avg.
Cheryl Bogues, N.C. Central (II)	1992	Jr.	29	85	2.93
La Tosha Stevens, Shaw (II)	1992	Fr.	34	96	2.82
Chandra Edger, Shaw (II)	1992	So.	37	92	2.49
Cheryl Bogues, N.C. Central (II)	1993	Sr.	27	65	2.41
Laura Galopim, Regis (Mass.) (III)	1994	Sr.	21	50	2.38
Lynda Terry, New England Col. (III)	1993	Sr.	10	22	2.20
Christine Vlahakis, Old Westbury (III)	1993	Jr.	15	31	2.07
Mickell Albury, Winston-Salem (II)	1996	Jr.	21	42	2.00
La'Tosha Williams, Delaware St. (I)	1995	Jr.	26	50	1.92
Laura Galopim, Regis (Mass.) (III)	1993	Jr.	12	23	1.92
Vickie Shalian, Emmanuel (Mass.) (III)	2000	Jr.	33	62	1.88
Jodi Rose, Maryville (Tenn.) (III)	2000	Fr.	28	52	1.86
Lenee Woodson, Rosemont (III)	1992	Sr.	9	16	1.78
Stacy Booker, St. Paul's (II)	1991	Sr.	27	48	1.78
Cassandra Wright, Shaw (II)	1992	Sr.	37	65	1.76
Karri Alexion, Wentworth Inst. (III)	1995	Sr.	15	26	1.73
Tammy Swartzlander, Eastern Nazarene (III)	1995	Jr.	17	29	1.71
Angel McNamara, Morgan St. (I)	1994	Jr.	28	48	1.71
Leslie Fernandes, Regis (Mass.) (III)	1990	Sr.	17	29	1.71

STOLEN BASES

Player, Team (Division)	Year	Cl.	G	SB
LaTosha Stevens, Shaw (II)	1992	Fr.	34	96
Chandra Edger, Shaw (II)	1992	So.	37	92
Cheryl Bogues, N.C. Central (II)	1992	Jr.	29	85
Deanna Dresmann, UC Riverside (II)	1990	Jr.	58	82
Traci Wood, Fla. Southern (II)	1996	Sr.	54	81
Michelle Ward, East Caro. (I)	1994	Sr.	61	80
Nikki Flynn, North Dakota St. (II)	1998	So.	79	75
Nicole Barber, Georgia (I)	2002	So.	76	73
Danielle Cox, Florida St. (I)	1999	Sr.	66	73
Michelle Ward, East Caro. (I)	1993	Jr.	54	73
Elisa Bartolo, Florida Tech (II)	1996	Sr.	54	72
Nicole Barber, Georgia (I)	2003	Jr.	71	71
Cathy Jacobson, Texas Woman's (II)	1999	Sr.	64	71
Traci Wood, Fla. Southern (II)	1995	Jr.	51	71
Shamalene Wilson, Florida St. (I)	1996	Sr.	72	69
Laura Crowder, East Caro. (I)	1992	Sr.	57	69
Nikki Flynn-Gregg, North Dakota St. (II)	2000	Sr.	78	68
Alison McCutcheon, Arizona (I)	1998	Sr.	71	67
Elisa Bartolo, Florida Tech (II)	1995	Sr.	51	67
JoAnn Heckethorn, TCNJ (III)	1994	Sr.	52	67

BASES ON BALLS PER GAME

(Minimum 20 bases on balls)

Player, Team (Division)	Year	Cl.	G	BB	Avg.
Ann Farrissey, Mount Holyoke (III)	1982	Sr.	9	23	2.56
Laura McLain, Mount Holyoke (III)	1982	Fr.	9	20	2.22
Tanya Allen, Skidmore (III)	1989	Fr.	14	26	1.86
Kathie Beebe, Elmira (III)	1986	Jr.	15	27	1.80
Lynne Turner, Swarthmore (III)	1982	Fr.	14	24	1.71
Veronica Nelson, California (I)	2003	Sr.	66	107	1.62
Morayma Allende, Lehman (III)	1992	Jr.	14	22	1.57
Janine Wuschke, Mass.-Boston (III)	1996	So.	17	26	1.53
Christine Ferrara, Suffolk (III)	1991	Jr.	19	29	1.53
Leah Banks, Virginia St. (III)	1998	Jr.	31	47	1.52
Liz Friedman, Wesleyan (Conn.) (III)	1988	Fr.	14	21	1.50
Veronica Nelson, California (I)	2002	Jr.	73	108	1.48
Gillian Shadood, Hunter (III)	1985	Fr.	17	25	1.47
Laura Doughty, New Jersey City (III)	1983	Fr.	18	26	1.44
Sue Rosch, Siena (I)	1988	Sr.	16	23	1.44
Nancy Davis, Swarthmore (III)	1982	So.	14	20	1.43
Brenda Bowers, Ohio Northern (III)	1984	Fr.	21	30	1.43
Pam Banks, Virginia Union (II)	1988	Sr.	24	34	1.42

BASES ON BALLS

Player, Team (Division)	Year	Cl.	G	BB
Veronica Nelson, California (I)	2002	Jr.	73	108
Veronica Nelson, California (I)	2003	Sr.	66	107
Veronica Nelson, California (I)	2001	So.	72	93
Veronica Nelson, California (I)	2000	Fr.	74	87
Cat Moreno, Angelo St. (II)	2003	Jr.	59	81
Oli Keohohou, Brigham Young (I)	2001	Fr.	60	73
Stacey Nuveman, UCLA (I)	2002	Sr.	64	69
Kristen Rivera, Washington (I)	2005	Sr.	57	68
Heather Field, Virginia (I)	2004	Sr.	64	64
Tarrah Beyster, Oregon St. (I)	1999	Jr.	71	64
Jenny Dalton, Arizona (I)	1996	Sr.	67	64
Elizabeth Economon, Truman (II)	2004	Sr.	56	61
Jenna Hall, Illinois (I)	2006	Sr.	53	60
Oli Keohohou, Brigham Young (I)	2003	Jr.	53	60
Stephanie Best, UCF (I)	2005	Sr.	77	59
Leslie Barron, Chattanooga (I)	2004	Jr.	70	59
Jenny Dalton, Arizona (I)	1995	Jr.	72	59
Cambria McKay, Kennesaw St. (II)	2004	So.	70	58
Oli Keohohou, Brigham Young (I)	2002	So.	53	57
Kathy Moore, New Mexico (I)	2001	Sr.	61	57
Nicole Myers, Fla. Atlantic (I)	2001	Jr.	67	57
Stephanie Pinto, Ala.-Huntsville (II)	2006	Jr.	69	56
Adrienne Ratajczak, Pacific (I)	2001	Sr.	63	56
Jenny Topping, Washington (I)	2000	Fr.	67	56
Kim DePaul, Washington (I)	2000	Jr.	71	56

Player, Team (Division)	Year	Cl.	G	BB
Michelle Venturella, Indiana (I)	1994	Jr.	65	56
Lovie Jung, Arizona (I)	2003	Sr.	63	55
Kristen Rivera, Washington (I)	2004	Jr.	59	54
Kristen Dennis, Virginia (I)	2002	Sr.	67	54
Susan Coleman, DePaul (I)	1989	Sr.	64	54

INTENTIONAL BASES ON BALLS

Player, Team	Year	Cl.	G	IBB
Stacey Nuveman, UCLA (I)	2001	Jr.	68	28
Cat Moreno, Angelo St. (II)	2003	Sr.	57	27
Stacey Nuveman, UCLA (I)	1999	So.	69	24
Stacey Nuveman, UCLA (I)	2002	Sr.	64	23
Kristen Rivera, Washington (I)	2004	Jr.	59	19
Tarrah Beyster, Oregon St. (I)	1999	Jr.	71	18
Tarrah Beyster, Oregon St. (I)	1998	So.	53	16
DeDe Justice, Mississippi (I)	2004	Jr.	52	15
Kristen Rivera, Washington (I)	2003	So.	64	15
Stephanie Pinto, Ala.-Huntsville (II)	2006	Jr.	69	13
Garland Cooper, Northwestern (I)	2006	Jr.	65	12
Monica Triner, South Fla. (I)	1999	Sr.	68	12
Jane Purdy, Seattle (II)	2005	Fr.	45	11
Megan Evans, Virginia Tech (I)	2005	Sr.	69	11
Kristen Dennis, Virginia (I)	2002	Sr.	67	11
Jenny Topping, Washington (I)	2000	Fr.	67	11

Pitching

GAMES

Player, Team (Division)	Year	Cl.	G
Monica Abbott, Tennessee (I)	2005	So.	69
Courtney Blades, Southern Miss. (I)	2000	Sr.	66
Kristin Arbogast, Utah (I)	2000	Jr.	64
Jessica Acord, Santa Clara (I)	1994	Fr.	64
Monica Abbott, Tennessee (I)	2006	Jr.	62
Wendy Hurst, Ala.-Huntsville (II)	1996	Fr.	62
Sally Wood, Indiana (I)	1983	Sr.	62
Carol Lauer, La.-Monroe (I)	1992	Fr.	61
Katie Wiese, Oregon (I)	1989	Fr.	61
Julie Carpenter, Texas A&M (I)	1988	Jr.	61
Rhonda Wheatley, Cal Poly Pomona (I)	1985	So.	61
Rhonda Wheatley, Cal Poly Pomona (I)	1987	Sr.	60
Monica Abbott, Tennessee (I)	2004	Fr.	59
Desiree Croteau, St. Leo (II)	1998	Fr.	59
Leigh Ann Ellis, South Fla. (I)	2003	Jr.	58
Jessame Kendall, Humboldt St. (II)	2001	Sr.	58
Leslie Malerich, Florida St. (I)	2000	So.	58
Sarah Dawson, La.-Monroe (I)	1997	Sr.	58
Debbie Nichols, Louisiana Tech (I)	1988	So.	58
Kathy Slaten, Cal St. Northridge (II)	1985	Jr.	58
Tiffany McDonald, Florida St. (I)	2006	So.	57
Julie Fromm, North Dakota St. (II)	2000	So.	57
Megan Matthews, South Carolina (I)	1999	Fr.	57
Jaclyn Story, Middle Tenn. (I)	1997	Fr.	57
Terri McFarland, Iowa (I)	1990	So.	57
Debby Day, Texas-Arlington (I)	1988	Fr.	57

GAMES STARTED

Player, Team (Division)	Year	Cl.	GS
Jessica Acord, Santa Clara (I)	1994	Fr.	63
Julie Carpenter, Texas A&M (I)	1988	Jr.	61
Courtney Blades, Southern Miss. (I)	2000	Sr.	60
Kristin Arbogast, Utah (I)	2000	Jr.	59
Wendy Hurst, Ala.-Huntsville (II)	1996	Fr.	59
Rhonda Wheatley, Cal Poly Pomona (I)	1985	So.	59
Debbie Nichols, Louisiana Tech (I)	1988	So.	58
Monica Abbott, Tennessee (I)	2005	So.	56
Courtney Blades, Southern Miss. (I)	1999	Jr.	56
Jaclyn Story, Middle Tenn. (I)	1997	Fr.	56
Debbie Nichols, Louisiana Tech (I)	1989	Jr.	56
Dana Mitchell, Texas A&M (I)	1989	Fr.	55
Sarah Dawson, La.-Monroe (I)	1997	Sr.	54
Anne Freeburg, St. Leo (II)	1997	Jr.	54
Shelly Owen, Abilene Christian (II)	1997	Jr.	54
Erin Carter, New Mexico St. (I)	1991	Fr.	54
Teresa Hartman, Augustana (S.D.) (II)	1990	Sr.	54
Umekki Anderson, Mississippi-Women (II)	1992	Sr.	53
Kathy Kinasz, Saginaw Valley (II)	1992	Sr.	53
Katie Wiese, Oregon (I)	1989	Fr.	53
Rhonda Wheatley, Cal Poly Pomona (I)	1987	Sr.	53

COMPLETE GAMES

Player, Team (Division)	Year	Cl.	CG
Jessica Acord, Santa Clara (I)	1994	Fr.	62
Julie Carpenter, Texas A&M (I)	1988	Jr.	61
Debbie Nichols, Louisiana Tech (I)	1988	So.	58
Wendy Hurst, Ala.-Huntsville (II)	1996	Fr.	57
Anne Freeburg, St. Leo (II)	1997	Jr.	53
Umekki Anderson, Mississippi-Women (II)	1992	Sr.	53
Dana Mitchell, Texas A&M (I)	1989	Fr.	53
Shelly Owen, Abilene Christian (II)	1997	Jr.	51
Sarah Dawson, La.-Monroe (I)	1997	Sr.	50
Lisa Kemme, Winthrop (I)	1990	Jr.	50
Debbie Nichols, Louisiana Tech (I)	1989	Jr.	50
Julie Fromm, North Dakota St. (II)	2000	So.	48
Jaclyn Story, Middle Tenn. (I)	1997	Fr.	48
Karen Rosebrook, Santa Clara (I)	1993	Sr.	48
Monica Abbott, Tennessee (I)	2005	So.	47
Alice Astling, St. Leo (II)	1992	So.	47
Courtney Blades, Southern Miss. (I)	2000	Sr.	46
Jenny Voss, Nebraska (I)	1998	So.	46
Desiree Croteau, St. Leo (II)	1998	Fr.	46
Tamara Sagert, Cal St. Dom. Hills (II)	1995	So.	46
Courtney Hankes, Charlotte (I)	1991	Sr.	46
Debbie Nichols, Louisiana Tech (I)	1990	Sr.	46
Teresa Hartman, Augustana (S.D.) (II)	1990	Sr.	46
Kathy Slaten, Cal St. Northridge (II)	1985	Jr.	46

INNINGS

Player, Team (Division)	Year	Cl.	IP
Rhonda Wheatley, Cal Poly Pomona (I)	1985	So.	434.1
Julie Carpenter, Texas A&M (I)	1988	Jr.	425.0
Wendy Hurst, Ala.-Huntsville (II)	1996	Fr.	411.0
Kathy Slaten, Cal St. Northridge (II)	1985	Jr.	410.1
Debbie Nichols, Louisiana Tech (I)	1988	So.	410.0
Sarah Dawson, La.-Monroe (I)	1997	Sr.	400.2
Courtney Blades, Southern Miss. (I)	2000	Sr.	399.2
Dana Mitchell, Texas A&M (I)	1989	Fr.	393.0
Monica Abbott, Tennessee (I)	2005	So.	392.0
Debbie Nichols, Louisiana Tech (I)	1989	Jr.	389.1
Jessica Acord, Santa Clara (I)	1994	Fr.	388.2
Rhonda Wheatley, Cal Poly Pomona (I)	1986	Jr.	373.0
Diana Chalfant, Ky. Wesleyan (II)	1985	Jr.	372.0
Kristin Arbogast, Utah (I)	2000	Jr.	369.2
Umekki Anderson, Mississippi-Women (II)	1992	Sr.	363.0
Debby Day, Texas-Arlington (I)	1988	Fr.	363.0
Desiree Croteau, St. Leo (II)	1998	Fr.	362.2
Lisa Kemme, Winthrop (I)	1990	Jr.	361.2
Katie Wiese, Oregon (I)	1989	Fr.	361.2

WINNING PERCENTAGE

(Minimum 20 decisions)

Player, Team (Division)	Year	Cl.	W	L	Pct.
Jennie Finch, Arizona (I)	2001	Jr.	32	0	1.000
Missy Paterson, Coker (II)	1996	Fr.	26	0	1.000
Lisa Fernandez, UCLA (I)	1992	Jr.	29	0	1.000
Rebecca Aase, Florida St. (I)	1992	So.	28	0	1.000
Kristin Erb, Lock Haven (II)	2006	Fr.	36	1	.973
Kathy Van Wyk, Cal St. Fullerton (I)	1982	Sr.	35	1	.972
Courtney Dale, UCLA (I)	1999	So.	33	1	.971
Susie Parra, Arizona (I)	1994	Sr.	33	1	.971
Krystal Lewallen, Northern Ky. (II)	2005	Jr.	32	1	.970
Rose Kalisak, TCNJ (III)	1984	So.	28	1	.966
Becky Koenig, TCNJ (III)	1992	So.	27	1	.964
Erine Grove, TCNJ (III)	1994	Sr.	24	1	.960
Robyn Savitske, Endicott (III)	2005	So.	23	1	.958
Christia Mohan, Eastern Conn. St. (III)	1990	Sr.	22	1	.957
Erine Grove, TCNJ (III)	1992	So.	21	1	.955
Becky Koenig, TCNJ (III)	1991	Fr.	20	1	.952
Karen Stefanowicz, TCNJ (III)	1996	Sr.	19	1	.950
Emily Grimes, Central (Iowa) (III)	1993	Jr.	19	1	.950
Nancy Evans, Arizona (I)	1998	Sr.	36	2	.947
Nancy Evans, Arizona (I)	1997	Jr.	36	2	.947

VICTORIES

Player, Team (Division)	Year	Cl.	W	L	Pct.
Courtney Blades, Southern Miss. (I)	2000	Sr.	52	7	.881
Monica Abbott, Tennessee (I)	2005	So.	50	9	.847
Danielle Penner, California (Pa.) (II)	1997	So.	50	3	.943
Debbie Nichols, Louisiana Tech (I)	1988	So.	50	8	.862
Rhonda Wheatley, Cal Poly Pomona (I)	1985	So.	48	16	.750
Danielle Penner, California (Pa.) (II)	1998	Jr.	46	4	.920
Brooke Mitchell, La.-Lafayette (I)	2004	Jr.	45	5	.900

Player, Team (Division)	Year	Cl.	W	L	Pct.
Monica Abbott, Tennessee (I)	2004	Fr.	45	10	.818
Julie Fromm, North Dakota St. (II)	2000	So.	45	6	.882
Sarah Dawson, La.-Monroe (I)	1997	Sr.	45	10	.818
Monica Abbott, Tennessee (I)	2006	Jr.	44	10	.815
Teresa Hartman, Augustana (S.D.) (II)	1990	Sr.	44	8	.846
Leigh Ann Ellis, South Fla. (I)	2004	Sr.	43	8	.843
Courtney Blades, Southern Miss. (I)	1999	Jr.	43	6	.878
Kathy Kinasz, Saginaw Valley (II)	1992	Sr.	42	12	.778
Katie Wiese, Oregon (I)	1989	Fr.	42	13	.764
Alicia Hollowell, Arizona (I)	2004	So.	41	4	.911
Umekki Anderson, Mississippi-Women (II)	1992	Sr.	41	12	.774
Debbie Nichols, Louisiana Tech (I)	1989	Jr.	41	13	.759
Kathy Slaten, Cal St. Northridge (II)	1985	Jr.	41	11	.788
Alicia Hollowell, Arizona (I)	2003	Fr.	40	5	.889
Keira Goerl, UCLA (I)	2003	Jr.	40	7	.851
Jennifer Segner, Muskingum (III)	2000	Sr.	40	3	.930
Kristin Arbogast, Utah (I)	2000	Jr.	40	19	.678
Jenny Voss, Nebraska (I)	1998	So.	40	9	.816
Wendy Hurst, Ala.-Huntsville (II)	1996	Fr.	40	19	.678
Julie Carpenter, Texas A&M (I)	1988	Jr.	40	21	.656

SAVES

Player, Team (Division)	Year	Cl.	SV
Kellie Wilkerson, Mississippi St. (I)	2002	Sr.	14
Kacey Marshall, Missouri (I)	1994	Jr.	12
Jenny Hess, Ala.-Huntsville (II)	2006	Sr.	11
Chrissy Owens, Alabama (I)	2005	Fr.	11
Brittany Dearing, Willamette (III)	2005	Jr.	11
Andrea Vidlund, Oregon (I)	2003	Sr.	11
Christi Curran, Troy (I)	2003	Sr.	11
Nicole Barrett, Florida Int'l (I)	2003	Fr.	11
Carolyn Claypool, Cal Poly Pomona (I)	1985	Jr.	11
Andrea Crow, Muskingum (III)	2004	Fr.	10
Jenny Johnson, Houston (I)	2004	Sr.	10
Lindsey Lang, Wichita St. (I)	2003	Fr.	10
Britany Hargis, Mo. Southern St. (II)	2001	Sr.	10
Annie Lewis, Campbell (I)	2001	Sr.	10
Kellie Wilkerson, Mississippi St. (I)	2001	Jr.	10
Amy Kilbourn, Ferris St. (II)	1995	Sr.	10
Brittany Rathbun, Wis.-River Falls (III)	2006	So.	9
Laura Gorges, Fontbonne (III)	2005	Fr.	9
Jennifer Mackson, Grand Valley St. (II)	2003	Jr.	9
Desiree Serrano, Arizona St. (I)	2003	Fr.	9
Jennifer Sorensen, Methodist (III)	2003	Fr.	9
Nicole Sawyer, Maine (I)	2000	Sr.	9
Katie Biles, St. Edward's (II)	1999	Fr.	9
Megan Matthews, South Carolina (I)	1999	Fr.	9
Nedra King, East. Mennonite (III)	1992	So.	9
Terri McFarland, Iowa (I)	1990	So.	9
Lori Thompson, Cal Poly Pomona (I)	1987	So.	9
Candi Letts, Creighton (I)	1982	Jr.	9
Shalynn Napolitano, Assumption (II)	2006	Jr.	8
Amanda Glenn, Northwestern St. (I)	2005	So.	8
Lisa Ferguson, Baylor (I)	2004	Fr.	8
Janis Kelley, Centenary (La.) (I)	2004	Jr.	8
Stephanie Hartman, Youngstown St. (I)	2003	Sr.	8
Maureen Flynn, UNC Greensboro (I)	2002	Sr.	8
Amy Harre, Southern Ill. (I)	2002	Fr.	8
Lacey Gardner, Kennesaw St. (II)	2000	So.	8
Theresa Hornick, Villanova (I)	2000	Fr.	8
Christy Robitaille, Cal St. Fullerton (I)	2000	So.	8
Julianne Coleman, Fla. Southern (II)	1999	Sr.	8
Kellie Wilkerson, Mississippi St. (I)	1999	Fr.	8
Jennifer Johnson, Minnesota (I)	1997	Sr.	8
Erica Strutz, Michigan St. (I)	1997	Fr.	8
Becky Prochaska, Wis.-Stevens Point (III)	1997	So.	8
Kelly Nichols, Notre Dame (I)	1996	So.	8
Bridget McCue, Quincy (II)	1996	So.	8
Kelly Nichols, Notre Dame (I)	1995	Fr.	8
Lisa Mountjoy, Bowling Green (I)	1993	So.	8
Suzanne Wiegner, DePaul (I)	1992	Jr.	8
Nora Flores, Alliant Int'l (I)	1990	Jr.	8
Sharon McFarland, Akron (II)	1985	So.	8
Julie Bacher, Eastern Conn. St. (III)	1983	Fr.	8

EARNED-RUN AVERAGE

(Minimum 100 innings)

Player, Team (Division)	Year	Cl.	G	IP	R	ER	ERA
Tracy Compton, UCLA (I)	1983	So.	23	168.0	5	1	0.04
Chris Moyer, Bloomsburg (II)	1986	Sr.	18	105.0	7	1	0.07
Tracy Compton, UCLA (I)	1985	Sr.	24	167.1	7	2	0.08
Terri Huggins, Adelphi (I)	1984	So.	22	147.0	7	2	0.10
Darlene Lowery, South Carolina (I)	1983	Fr.	27	219.0	18	3	0.10
Debbie Doom, UCLA (I)	1984	Jr.	28	215.0	5	3	0.10
Debbie Tidy, Sacred Heart (II)	1985	So.	31	193.0	9	3	0.11
Missy Paterson, Coker (II)	1996	Fr.	30	165.0	9	3	0.13
Debra Rozier, S.C. Upstate (II)	1991	Jr.	17	102.1	12	2	0.14
Lisa Fernandez, UCLA (I)	1992	Jr.	30	196.1	7	4	0.14
Debbie Tidy, Sacred Heart (II)	1987	Sr.	37	229.2	11	5	0.15
Bonni Kinne, Western Mich. (I)	1982	Jr.	19	137.1	7	3	0.15
Susan Hahn, UC Riverside (II)	1984	Fr.	27	183.2	26	4	0.15
Debbie Tidy, Sacred Heart (II)	1986	Jr.	32	225.0	17	5	0.16
Debbie Tidy, Sacred Heart (II)	1984	Fr.	39	258.0	13	6	0.16
Amy Baudouin, Aurora (III)	1985	Jr.	20	120.0	16	3	0.18
Kathy Van Wyk, Cal St. Fullerton (I)	1982	Sr.	39	278.0	11	7	0.18
Connie Clark, Cal St. Fullerton (I)	1986	Jr.	23	155.1	5	4	0.18
Karen Snelgrove, Missouri (I)	1991	Jr.	36	232.2	19	6	0.18
Karen Snelgrove, Missouri (I)	1992	Sr.	30	191.1	16	5	0.18
Renee Vance, Akron (II)	1984	So.	14	111.0	9	3	0.19

SHUTOUTS

Player, Team (Division)	Year	Cl.	SHO
Debbie Nichols, Louisiana Tech (I)	1988	So.	36
Monica Abbott, Tennessee (I)	2005	So.	34
Kathy Slaten, Cal St. Northridge (II)	1984	So.	32
Sarah Dawson, La.-Monroe (I)	1997	Sr.	31
Kathy Slaten, Cal St. Northridge (II)	1985	Jr.	30
Danielle Penner, California (Pa.) (II)	1997	Jr.	29
Cat Osterman, Texas (I)	2006	Sr.	28
Courtney Blades, Southern Miss. (I)	2000	Sr.	28
Lisa Fernandez, UCLA (I)	1993	Sr.	28
Amanda Scott, Fresno St. (I)	2000	Sr.	27
Michele Granger, California (I)	1992	Jr.	26
Amy Unterbrink, Indiana (I)	1986	Sr.	26
Kathy Van Wyk, Cal St. Fullerton (I)	1982	Sr.	26
Monica Abbott, Tennessee (I)	2006	Jr.	25
Kelly Schade, Simpson (III)	1999	Sr.	25
Michele Granger, California (I)	1991	So.	25
Susan LeFebvre, Cal St. Fullerton (I)	1986	Sr.	25
Monica Abbott, Tennessee (I)	2004	Fr.	24
Kelly Schade, Simpson (III)	1998	Jr.	24
Trinity Johnson, South Carolina (I)	1997	Sr.	24
Stacey Johnson, Louisiana Tech (I)	1986	Sr.	24
Pam Clay, Stephen F. Austin (II)	1985	Jr.	24
Debbie Doom, UCLA (I)	1984	Jr.	24
Lori Stoll, Texas A&M (I)	1983	Sr.	24

STRIKEOUT RATIO

(Strikeouts per seven innings; minimum 100 innings)

Player, Team (Division)	Year	Cl.	SO	IP	Avg.
Cat Osterman, Texas (I)	2006	Sr.	630	286.0	15.42
Cat Osterman, Texas (I)	2005	Jr.	593	272.2	15.22
Jennifer Martinez, St. Joseph's (L.I.) (III)	2006	Jr.	315	145.1	15.17
Missy Paterson, Coker (II)	1996	Fr.	335	165.0	14.21
Cat Osterman, Texas (I)	2003	So.	488	242.2	14.08
Danielle Henderson, Massachusetts (I)	1999	Sr.	465	234.0	13.91
Angela Tincher, Virginia Tech (I)	2006	So.	504	256.1	13.76
Cassie Cervantes, Sacramento St. (I)	2006	Fr.	221	115.2	13.37
Missy Paterson, Coker (II)	1999	Sr.	364	193.1	13.18
Laurie Agresti, Wilkes (III)	2005	So.	318	169.0	13.17
Kelly King, St. Mary's (Minn.) (III)	1997	Sr.	286	156.0	12.83
Cat Osterman, Texas (I)	2002	Fr.	554	304.1	12.74
Jaime Bellettini, Brooklyn (III)	2006	So.	205	112.2	12.74
Lauren Bay, Oklahoma St. (I)	2003	Sr.	451	248.1	12.71
Kelly D'Angelo, Elmira (III)	2005	Jr.	222	123.0	12.63
Missy Paterson, Coker (II)	1998	Jr.	386	220.0	12.28
Nicole McCorkle, UNC Pembroke (II)	2005	So.	364	207.2	12.27
Ashley Woodward, Pine Manor (III)	2006	Sr.	190	109.1	12.17
Alicia Hollowell, Arizona (I)	2004	So.	508	293.2	12.11
Sarah Pauly, A&M-Corpus Christi (I)	2005	Sr.	497	288.0	12.08
Laura Heise, St. Scholastica (III)	2005	Jr.	228	132.1	12.06
Katie Heintz, St. Leo (II)	2005	Jr.	360	209.1	12.04
Laurie Agresti, Wilkes (III)	2006	Jr.	220	128.0	12.03
DeeDee Weiman, UCLA (I)	1994	Sr.	359	209.2	11.99
Angela Tincher, Virginia Tech (I)	2005	Fr.	349	204.1	11.96
Amy Dumas, Augusta St. (II)	2006	So.	259	151.2	11.95
Jackie Shedlock, Western New Eng. (III)	2005	Sr.	214	125.1	11.95
Britni Sneed, LSU (I)	2002	Sr.	478	281.0	11.91
Erin Snyder, Princeton (I)	2006	Sr.	258	151.2	11.91
Melissa Korb, Pacific Lutheran (III)	2002	Sr.	222	131.2	11.80

STRIKEOUTS

Player, Team (Division)	Year	Cl.	SO
Courtney Blades, Southern Miss. (I)	2000	Sr.	663
Cat Osterman, Texas (I)	2006	Sr.	630
Monica Abbott, Tennessee (I)	2005	So.	603

Player, Team (Division)	Year	Cl.	SO
Cat Osterman, Texas (I)	2005	Jr.	593
Monica Abbott, Tennessee (I)	2004	Fr.	582
Cat Osterman, Texas (I)	2002	Fr.	554
Kathy Slaten, Cal St. Northridge (II)	1985	Jr.	533
Monica Abbott, Tennessee (I)	2006	Jr.	531
Brooke Mitchell, La.-Lafayette (I)	2004	Jr.	524
Alicia Hollowell, Arizona (I)	2004	So.	508
Angela Tincher, Virginia Tech (I)	2006	So.	504
Sarah Pauly, A&M-Corpus Christi (I)	2005	Sr.	497
Courtney Blades, Southern Miss. (I)	1999	Jr.	497
Cat Osterman, Texas (I)	2003	So.	488
Anjelica Selden, UCLA (I)	2005	Fr.	485
Michele Granger, California (I)	1993	Sr.	484
Britni Sneed, LSU (I)	2002	Sr.	478
Kathy Slaten, Cal St. Northridge (II)	1984	Jr.	478
Lisa Ishikawa, Northwestern (I)	1984	Fr.	469
Danielle Henderson, Massachusetts (I)	1999	Sr.	465
Michele Granger, California (I)	1991	So.	463
Kristina Thorson, California (I)	2006	Sr.	461
Jennie Ritter, Michigan (I)	2006	Sr.	451
Lauren Bay, Oklahoma St. (I)	2003	Sr.	451
Alicia Hollowell, Arizona (I)	2005	Jr.	446
Sarah Dawson, La.-Monroe (I)	1997	Sr.	446
Karissa Hoehn, St. Cloud St. (II)	2000	Sr.	442
Nicole Myers, Fla. Atlantic (I)	2002	Sr.	437
Sarah Pauly, A&M-Corpus Christi (I)	2003	So.	431
Danielle Henderson, Massachusetts (I)	1998	Jr.	430

Collegiate Career Records

Batting

GAMES

Player, Team (Division)	Years	G
Stefanie Christoferson, Ill.-Chicago (I)	1998-01	304
Jessica van der Linden, Florida St. (I)	2001-04	295
Candace Harper, California (I)	1999-02	293
Jennifer Tiffany, Ill.-Chicago (I)	1999-02	292
Martha Noffsinger, Fresno St. (I)	1987-90	291
Krista Holle, South Fla. (I)	2003-06	290
Brandi Stuart, Florida St. (I)	2000-03	290
Gina LoPiccolo, Fresno St. (I)	1988-91	289
Edel Leyden, Ill.-Chicago (I)	1999-02	288
Samantha Iuli, Ill.-Chicago (I)	1997-00	288
Carie Dever, Fresno St. (I)	1987-90	287
Katherine Card, Tennessee (I)	2003-06	286
Christie Chapman, South Fla. (I)	2003-06	286
Veronica Nelson, California (I)	2000-03	285
Nicole Myers, Fla. Atlantic (I)	1999-02	285
Nikki Flynn-Gregg, North Dakota St. (II)	1997-00	285
Shelly Rhein, North Dakota St. (II)	1998-01	282
Kristy Hull, Florida St. (I)	1995-98	281
Sarah Fekete, Tennessee (I)	2003-06	280
Danica Howlett-White, Arkansas (I)	1999-02	280
Angela Manzo, East Caro. (I)	1999-02	278
Stephanie Hastings, LSU (I)	1998-01	278
Amanda Scott, Fresno St. (I)	1997-00	277
Tami Post, Florida St. (I)	1996-99	277
Julie Standering, Arizona (I)	1988-91	277
Toni Mascarenas, Arizona (I)	1998-01	276
Kristi Durant, Tennessee (I)	2003-06	275
Dee Douglas, LSU (I)	1998-01	275
Trena Peel, LSU (I)	1999-02	274
Trish Charbonneau, Ill.-Chicago (I)	1995-98	274

AT-BATS

Player, Team (Division)	Years	G	AB
Martha Noffsinger, Fresno St. (I)	1987-90	291	977
Laura Berg, Fresno St. (I)	1994-95, 97-98	266	957
Nikki Flynn-Gregg, North Dakota St. (II)	1997-00	285	952
Jennifer Tiffany, Ill.-Chicago (I)	1999-02	292	950
Nicole Barber, Georgia (I)	2001-04	278	916
Stefanie Christoferson, Ill.-Chicago (I)	1998-01	304	908
Edel Leyden, Ill.-Chicago (I)	1999-02	288	899
Amy Chellevold, Arizona (I)	1992-95	255	894
Chrissa Landwehr, Augustana (S.D.) (II)	1998-01	253	889
Trish Charbonneau, Ill.-Chicago (I)	1995-98	274	889
Traci Conrad, Michigan (I)	1996-99	263	886
Gina LoPiccolo, Fresno St. (I)	1988-91	290	885
Shelly Rhein, North Dakota St. (II)	1998-01	282	882
Meg Young, Virginia (I)	1998-01	261	881
Natasha Watley, UCLA (I)	2000-03	251	878
Candace Harper, California (I)	1999-02	293	875
Nicole Giordano, Arizona (I)	1998-01	265	873
Rosie Leutzinger, Washington (I)	1997-00	264	871
Stacy Van Essen, Long Beach St. (I)	1991-94	265	871
Jessie Johnson, Wis.-Parkside (II)	1994-97	260	870
Alison McCutcheon, Arizona (I)	1995-98	256	869
Becky Witt, Fresno St. (I)	1998-01	261	866
Angela Manzo, East Caro. (I)	1999-02	278	862
Kim Kostyk, Long Beach St. (I)	1989-92	266	860
Brenda Woodard, Texas-Arlington (I)	1983-86	262	858
Linda Lunceford, Long Beach St. (I)	1991-94	263	852
Jenny Hill, Augustana (S.D.) (II)	1998-01	256	851
Lauren Bauer, Arizona (I)	1998-01	269	850
Amanda Scott, Fresno St. (I)	1997-00	277	849

BATTING AVERAGE

(Minimum 300 at-bats)

Player, Team (Division)	Years	G	AB	Hits	Avg.
Michele Vogt, Wilson (III)	1997-00	95	331	188	.568
Jennifer Lohuis, Kentucky St. (II)	2003-06	108	325	177	.545
Stacy Cowen, Manhattan (I)	1991-92	87	302	160	.530
Sherry Howell, Eckerd (II)	1990-93	138	420	220	.524
Denise Patrick, Molloy (II)	1991-94	125	373	192	.515
Stephanie Carew, Chapman (III)	1997-99	135	391	196	.501
Jessica Johnson, Wheaton (Mass.) (III)	1995-98	145	463	231	.499
Michelle Palmer, Sacred Heart (II)	1990-93	151	493	243	.493
Deanna Hunt, Buffalo St. (III)	1993-96	159	450	221	.491
Michelle Carlson, TCNJ (III)	1991-92, 94-95	206	611	299	.489
Cassie Cunningham, Capital (III)	1997-00	149	521	254	.488
Heather Thorson, Gust. Adolphus (III)	1989-92	103	322	157	.488
Staci Albright, Coker (II)	1994-96	140	448	218	.487
Ellie Tanner, Capital (III)	1997-00	151	459	203	.486
Rita Schulz, Benedictine (Ill.) (III)	1982-84	95	317	153	.483
Tracy Griffith, Dowling (II)	1994-97	144	475	229	.482
Melinda Jackson, Fayetteville St. (II)	1995-98	127	346	166	.480
Barbie Barrett, Assumption (II)	1985-88	148	447	213	.477
Nicole Cefaratti, Buffalo St. (III)	1996-99	163	576	274	.476
Myra Sparks, Hanover (III)	1996-99	152	481	227	.472
Mandy Carnes, Muskingum (III)	2000-03	198	583	275	.472
Karen Dromerhauser, Molloy (II)	1997-00	150	468	221	.472
Jen Barletta, New Jersey City (III)	1998-01	142	437	206	.471
Tricia Gomes, Brandeis (III)	1994-97	118	387	182	.470
Stephanie Carew, Chapman (III)/UCLA (I)	1994, 97-99	167	462	216	.468
Jill Justin, Northern Ill. (I)	1986-89	180	535	250	.467
Alison McCutcheon, Arizona (I)	1995-98	256	869	405	.466
Elisa Bartolo, Florida Tech (II)	1992-96	195	633	295	.466
Stacey Nuveman, UCLA (I)	1997, 99, 2001-02	264	691	322	.466
Stephanie DeLucia, Assumption (II)	1996-99	172	558	260	.466

RUNS

Player, Team (Division)	Years	G	Runs
Nikki Flynn-Gregg, North Dakota St. (II)	1997-00	285	304
Kelly Kretschman, Alabama (I)	1998-01	273	294
Jenny Dalton, Arizona (I)	1993-96	251	293
Kelly Kretschman, Alabama (I)	1998-01	273	288
Alison McCutcheon, Arizona (I)	1995-98	256	287
Chrissa Landwehr, Augustana (S.D.) (II)	1998-01	253	268
Nicole Barber, Georgia (I)	2001-04	278	266
Leah O'Brien, Arizona (I)	1993-95, 97	253	253
Natasha Watley, UCLA (I)	2000-03	251	252
Amy Chellevold, Arizona (I)	1992-95	255	252
Leah Braatz, Arizona (I)	1994-95, 97-98	271	250
Laura Berg, Fresno St. (I)	1994-95, 97-98	266	245

Player, Team (Division)	Years	G	Runs
Edel Leyden, Ill.-Chicago (I)	1999-02	288	243
Jessie Johnson, Wis.-Parkside (III)	1994-97	260	241
Brantley Mack, Lander (II)	1996-99	225	233
Melanie Carter, Ala.-Huntsville (II)	2000-03	261	231
Jerie Alexander, La.-Lafayette (I)	1999-02	249	230
Nikki Conway, St. Thomas (Minn.) (III)	2003-06	189	229
Kathy Kilsdonk, Wis.-Parkside (III)	1994-97	261	229
Christina Clark, Fresno St. (I)	2003-06	237	228
Nancy Stonestreet, West Va. Wesleyan (II)	1995-98	189	228
Michelle Carlson, TCNJ (III)	1991-92, 94-95	206	225
Becky Witt, Fresno St. (I)	1998-01	261	224
Stephanie Berry, Ala.-Huntsville (II)	1998-01	270	224
Jackie Aiken, Wis.-Parkside (II)	1994-97	264	224
Jaime Clark, Washington (I)	2000-03	261	223
Traci Conrad, Michigan (I)	1996-99	263	223
Shamalene Wilson, Florida St. (I)	1993-96	262	223
Missy Paterson, Coker (II)	1996-99	217	219
Iyhia McMichael, Mississippi St. (I)	2001-04	258	218

HITS

Player, Team (Division)	Years	G	Avg.	Hits
Nikki Flynn-Gregg, North Dakota St. (II)	1997-00	285	.464	442
Alison McCutcheon, Arizona (I)	1995-98	256	.466	405
Laura Berg, Fresno St. (I)	1994-95, 97-98	266	.414	396
Natasha Watley, UCLA (I)	2000-03	251	.450	395
Jenny Hill, Augustana (S.D.) (II)	1998-01	256	.448	381
Nicole Barber, Georgia (I)	2001-04	278	.414	379
Chrissa Landwehr, Augustana (S.D.) (II)	1998-01	253	.425	378
Jackie Aiken, Wis.-Parkside (II)	1994-97	264	.462	374
Amy Chellevold, Arizona (I)	1992-95	255	.415	371
Kelly Kretschman, Alabama (I)	1998-01	273	.437	368
Nicole Giordano, Arizona (I)	1998-01	265	.411	359
Robyn Yorke, Fresno St. (I)	1994-97	240	.435	357
Tiff Tootle, South Carolina (I)	1990-93	242	.432	351
Lauren Bauer, Arizona (I)	1998-01	269	.411	349
Traci Conrad, Michigan (I)	1996-99	263	.389	345
Shelly Rhein, North Dakota St. (II)	1998-01	282	.390	344
Jessica Falca, Coastal Caro. (I)	1996-99	227	.431	341
Leah O'Brien, Arizona (I)	1993-95, 97	253	.428	338
Edel Leyden, Ill.-Chicago (I)	1999-02	288	.370	333
Becky Witt, Fresno St. (I)	1998-01	261	.382	331
Brantley Mack, Lander (II)	1996-99	225	.431	330
Nina Lindenberg, Fresno St. (I)/ Long Beach St. (I)	1995-98	253	.414	328
Martha Noffsinger, Fresno St. (I)	1987-90	291	.335	327
Kim Kouri, Augustana (S.D.) (II)	1988-91	232	.408	326
Stacey Nuveman, UCLA (I)	1997, 99, 2001-02	264	.466	322
Toni Novak, Neb.-Omaha (II)	1994-97	245	.388	322
Kelly Norris, Coker (II)	1995-98	216	.457	321
Keri McCallum, Mississippi St. (I)	1997-00	247	.390	319
Sara Pickering, Washington (I)	1994-97	271	.379	319
Kellie Wilkerson, Mississippi St. (I)	1999-02	262	.429	318

DOUBLES

Player, Team (Division)	Years	G	2B
Sara Pickering, Washington (I)	1994-97	271	91
Jenny Hill, Augustana (S.D.) (II)	1998-01	256	87
Shelly Rhein, North Dakota St. (II)	1998-01	282	82
Mandy Pfeiffer, Princeton (I)	1994-97	210	79
Kelly Norris, Coker (II)	1995-98	216	77
Kelli Fitzgerald, Tennessee (I)	1996-99	272	76
Sherry Johnson, Coastal Caro. (I)	1992-95	230	76
Blake Baskin, West Fla. (II)/Kennesaw St. (II)	1998-01	266	74
Erica Miller, Bloomsburg (II)	1998-01	210	70
Barbara Moody, Pacific (I)	2000-03	235	69
Erin Newman, SIU Edwardsville (II)	1999-02	229	69
Kim Sears, Wheaton (Mass.) (III)	1997-00	193	69
Dina Terceira, Wheaton (Mass.) (III)	1996-99	187	69
Brantley Mack, Lander (II)	1996-99	225	69
Martha Covington, Campbell (I)	1996-99	226	69
Crystal Boyd, Hofstra (I)	1991-94	183	68
Cameron Astiazaran, Ill.-Chicago (I)	2002-05	241	67
Angela Manzo, East Caro. (I)	1999-02	278	67
Tara Wisz, Montclair St. (III)	1997-00	174	66
Mary Gramenz, North Dakota St. (II)	1996-99	262	66
Melanie Carter, Ala.-Huntsville (II)	2000-03	261	65
Jana Mower, La.-Lafayette (I)	1998-02	234	65
Edel Leyden, Ill.-Chicago (I)	1999-02	288	65
Kelly Kretschman, Alabama (I)	1998-01	273	65
Nina Lindenberg, Fresno St. (I)/Long Beach St. (I)	1995-98	253	65
Kim Wendland, Georgia (I)	2002-05	269	64
Ali Gerrish, Springfield (III)	2000-03	182	63
Julie Bowen, Ark.-Monticello (II)	1999-02	224	63
Alana Addison, La.-Lafayette (I)	1999-02	249	63
Audrey Williams, Ala.-Huntsville (II)	1998-01	270	63
Tiffany Clark, La.-Lafayette (I)	1997-00	240	63
Stephanie DeLucia, Assumption (II)	1996-99	172	63

TRIPLES

Player, Team (Division)	Years	G	3B
Tricia Popowski, South Carolina (I)	1988-91	247	51
Angela Vecchione, Bridgewater St. (III)	1998-01	182	41
Kelly Bowe, St. Leo (II)	1994-97	195	39
Keri McCallum, Mississippi St. (I)	1997-00	248	38
Kelly Fackler, Lynchburg (III)	1994-97	154	38
Tina Plew, South Carolina (I)	1994-97	262	37
Jennifer Drum, Manhattan (I)	1992-95	171	36
Dana Fulmer, South Carolina (I)	1992-95	268	36
Nicole Barber, Georgia (I)	2001-04	278	35
Chrissa Landwehr, Augustana (S.D.) (II)	1998-01	253	35
Julie Garcia, Columbus St. (II)	1995-98	206	35
Melissa Ivlow, Aurora (III)	1987-89, 91	143	35
Nancy Stonestreet, West Va. Wesleyan (II)	1995-98	189	34
Amy Periman, Aurora (III)	1991-94	143	34
Colleen Holloway, Southern Ill. (I)	1990-93	192	34
Vicki Huff, North Carolina (I)	1991-94	223	33
Sunny Litteral, Ashland (II)	1996-99	220	32
Jeanne Hengemuhle, TCNJ (III)	1989-92	200	32
Amy Ruffo, Worcester St. (III)	1997-00	144	31
Trena Liggon, Lynchburg (III)	1997-00	146	31
Stacy Radulovich, Liberty (I)	1996-99	233	31
Laura Williams, Georgia Tech (I)	1994-97	213	31
Joy Pittner, Rowan (III)	1993-96	181	31
Vicki Bartolucci, Connecticut (I)	1987-90	166	31
Marcia Fichtelman, Ohio Northern (III)	1984-87	89	31
Cindy Berres, Marian (Wis.) (III)	1998-01	149	30
Kathy Le, Kennesaw St. (II)	1996-99	216	30
Jennifer Jimerson, Mo. Southern St. (II)	1995-98	190	30

HOME RUNS

Player, Team (Division)	Years	G	HR
Stacey Nuveman, UCLA (I)	1997, 99, 2001-02	264	90
Leah Braatz, Arizona (I)	1994-95, 97-98	271	85
Laura Espinosa, Arizona (I)	1992-95	251	85
Danyele Gomez, La.-Lafayette (I)	2003-06	249	83
Kristen Rivera, Washington (I)	2002-05	244	79
Jenny Dalton, Arizona (I)	1993-96	251	76
Jaime Clark, Washington (I)	2000-03	261	73
Stephanie Best, UCF (I)	2002-05	272	71
Oli Keohohou, Brigham Young (I)/Long Beach St. (I)	2001-03, 05	189	63
Christina Clark, Fresno St. (I)	2003-06	237	62
Jackie Aiken, Wis.-Parkside (II)	1994-97	264	62
Tairia Mims, UCLA (I)	2000-03	252	61
Kelly Kretschman, Alabama (I)	1998-01	273	60
Laura Taylor, Seton Hall (I)	2002-05	208	59
Mandy Carnes, Muskingum (III)	2000-03	198	59
Cambria McKay, Kennesaw St. (II/I)	2003-06	240	58
Lauren May, Cornell (I)	2002-05	188	58
Deanna Dovak, Rider (I)	1999-02	194	57
Alana Addison, La.-Lafayette (I)	1999-02	249	57
Kelli Metzger, Akron (I)	1996-99	206	57
Erica Miller, Bloomsburg (II)	1998-01	210	56
Christy Brownlee, UTSA (I)	2000, 2002-04	230	55
Veronica Nelson, California (I)	2000-03	285	55
Nicole Myers, Fla. Atlantic (I)	1999-02	285	54
*Stephanie Pinto, Ala.-Huntsville (II)	2004-06	195	53
Tiffany Davis, South Dakota (II)	1998-01	250	53
Shelly Rhein, North Dakota St. (II)	1998-01	282	53
Ali Viola, Nebraska (I)	1995-98	209	53
Jackie Coburn, Arizona (I)	2002-05	245	52
Amanda Rivera, Ill.-Chicago (I)	2001-04	253	52
Tarrah Beyster, Oregon St. (I)	1997-00	249	52
Leticia Pineda, Arizona (I)	1995-98	239	52

**Active player.*

SLUGGING PERCENTAGE

(Minimum 300 at-bats)

Player, Team (Division)	Years	G	AB	TB	Pct.
Stephanie Carew, Chapman (III)	1997-99	135	391	374	.957
Rita Schulz, Benedictine (Ill.) (III)	1982-84	95	317	301	.950
Stacey Nuveman, UCLA (I)	1997, 99, 2001-02	264	691	653	.945
Staci Albright, Coker (II)	1994-96	140	448	417	.931
Sherry Howell, Eckerd (II)	1990-93	138	420	387	.921
Julie Backof, McDaniel (III)	1995-98	122	399	356	.892
Ellie Tanner, Shenandoah (III)	1997-00	123	354	315	.890
Michelle Carlson, TCNJ (III)	1991-92, 94-95	206	611	540	.884
Jen Goodwin, Bridgewater St. (III)	1993-96	162	496	434	.875
Leanne Harris, Salem St. (III)	1997-00	138	448	391	.873

Player, Team (Division)	Years	G	AB	TB	Pct.
Kim Sears, Wheaton (Mass.) (III)	1997-00	193	618	530	.858
Michele Vogt, Wilson (III)	1997-00	95	331	282	.852
Deanna Hunt, Buffalo St. (III)	1993-96	159	450	383	.851
Erica Miller, Bloomsburg (II)	1998-01	210	678	570	.840
Jessica Johnson, Wheaton (Mass.) (III)	1995-98	145	463	388	.838
Lekita Wilson, Norfolk St. (II)	1995-97	100	307	254	.827
Karen Dromerhauser, Molloy (II)	1997-00	150	468	387	.827
Karla Alderfer, East. Mennonite (III)	1995-98	105	323	266	.824
Jackie Aiken, Wis.-Parkside (II)	1994-97	264	809	665	.822
Sophia Rolle, N.C. Central (II)	1991-94	110	360	295	.819
Laura Remia, Ithaca (III)	1998-01	177	528	429	.816
Sunny Litteral, Ashland (II)	1996-99	220	654	530	.810
Beth Bayer, S.C. Upstate (II)	1999-00	96	309	247	.799
Shannon Fritzke, Pacific Lutheran (III)	1999-02	145	440	351	.798
Leah Braatz, Arizona (I)	1994-95, 97-98	271	779	621	.797
Liz Swary, Washington-St. Louis (III)	2002-05	168	533	424	.795
Tanisha Kemp, Delaware St. (I)	1996-99	125	386	307	.795
Elizabeth Economon, Truman (II)	2001-04	213	631	500	.792
Kay Piper, Akron (II)	1983-85	152	470	372	.791
Jen Barletta, New Jersey City (III)	1998-01	142	437	345	.789

RUNS BATTED IN

Player, Team (Division)	Years	G	RBI
Jackie Aiken, Wis.-Parkside (II)	1994-97	264	344
Jenny Dalton, Arizona (I)	1993-96	251	328
Leah Braatz, Arizona (I)	1994-95, 97-98	271	322
Laura Espinosa, Arizona (I)	1992-95	251	315
Stacey Nuveman, UCLA (I)	1997, 99, 2001-02	264	299
Shelly Rhein, North Dakota St. (II)	1998-01	282	263
Michelle Carlson, TCNJ (III)	1991-92, 94-95	206	257
Mary Gramenz, North Dakota St. (II)	1996-99	262	247
Toni Mascarenas, Arizona (I)	1998-01	276	245
Jaime Clark, Washington (I)	2000-03	261	243
Leticia Pineda, Arizona (I)	1995-98	239	240
Shannon Beeler, Minnesota (I)	1996-99	250	239
Kim Biskup, Grand Valley St. (II)	1997-00	238	238
Kim Wendland, Georgia (I)	2002-05	269	233
Melanie Carter, Ala.-Huntsville (II)	2000-03	261	233
Tairia Mims, UCLA (I)	2000-03	252	228
Jennifer Cline, Washington (I)	1993-96	262	227
Jenny Hill, Augustana (S.D.) (II)	1998-01	256	225
Michelle Church, Washington (I)	1993-96	264	225
Kim Sears, Wheaton (Mass.) (III)	1997-00	193	222
Staci Albright, Coker (II)	1994-96	179	222
Alana Addison, La.-Lafayette (I)	1999-02	249	221
Kelly Norris, Coker (II)	1995-98	216	221
Nina Lindenberg, Fresno St. (I)/Long Beach St. (I)	1995-98	253	218
Sara Pickering, Washington (I)	1994-97	271	216
Stacey Berrong, S.C. Upstate (II)	1996-88	197	215
Samantha Iuli, Ill.-Chicago (I)	1997-00	288	214
Stephanie Best, UCF (I)	2002-05	272	213
Ali Viola, Nebraska (I)	1995-98	209	213
Amanda Scott, Fresno St. (I)	1997-00	269	212
Sunny Litteral, Ashland (II)	1996-99	220	212

BASES ON BALLS

Player, Team (Division)	Years	G	BB
Veronica Nelson, California (I)	2000-03	285	395
Stacey Nuveman, UCLA (I)	1997, 99, 2001-02	264	240
Oli Keohohou, Brigham Young (I)/Long Beach St. (I)	2001-03, 05	189	227
Tarrah Beyster, Oregon St. (I)	1997-00	248	211
Katie Morgis, Merrimack (II)	1999-02	199	190
Erin Newman, SIU Edwardsville (II)	1999-02	229	185
Jenny Dalton, Arizona (I)	1993-96	251	178
Kristin Heslop, California (Pa.) (II)	1999-02	192	177
Kellie Wilkerson, Mississippi St. (I)	1999-02	262	177
Nicole Myers, Fla. Atlantic (I)	1999-02	285	176
Jennifer Cline, Washington (I)	1993-96	262	175
Cambria McKay, Kennesaw St. (II/I)	2003-06	240	173
Leah Braatz, Arizona (I)	1994-95, 97-98	271	173
Adrienne Ratajczik, Pacific (I)	1998-01	230	161
Kelly Kretschman, Alabama (I)	1998-01	273	161
Kathy Moore, New Mexico (I)	1998-01	233	150
Stephanie Best, UCF (I)	2002-05	272	147
Taiisha Pleasant, Humboldt St. (II)	1997-00	259	145
Kristen Dennis, Virginia (I)	1999-02	251	144
Monica Triner, South Fla. (I)	1996-99	249	141
Karyn Thompson, UNC Greensboro (I)	1993-96	236	141
Missy Nowak, DePaul (I)	1992-95	249	141
Michelle Venturella, Indiana (I)	1992-95	226	140
Kim DePaul, Washington (I)	1998-01	270	139
Shannon McKeon, Georgia (I)	2001-04	278	138
Emily Marino, Florida (I)	1998-01	269	138
Tiffany Davis, South Dakota (II)	1998-01	250	135
Brandi Stuart, Florida St. (I)	2000-03	290	133
Edel Leyden, Ill.-Chicago (I)	1999-02	317	133
Elizabeth Economon, Truman (II)	2001-04	213	132

STOLEN BASES

Player, Team (Division)	Years	G	SB
Nicole Barber, Georgia (I)	2001-04	278	257
Nikki Flynn-Gregg, North Dakota St. (II)	1997-00	285	250
Cheryl Bogues, N.C. Central (II)	1990-93	114	219
Jessica Falca, Coastal Caro. (I)	1996-99	227	196
Tiffany Tolleson, North Carolina (I)	2000-03	234	195
Michelle Ward, East Caro. (I)	1991-94	208	193
Myssi Calkins, Florida St. (I)	1994-97	265	185
Traci Wood, Fla. Southern (II)	1993-96	202	183
Kathy Ching, Yale (I)	1997-00	187	163
Brandi Stuart, Florida St. (I)	2000-03	290	162
LaTosha Williams, Delaware St. (I)	1993-95, 97	105	161
Shamalene Wilson, Florida St. (I)	1993-96	262	161
Jennifer Kypta, Maryville (Mo.) (III)	2001-04	151	158
Natasha Watley, UCLA (I)	2000-03	251	158
Michelle Dlugosz, King's (Pa.) (III)	1999-02	162	157
Beth Hein, Molloy (II)	1994-97	155	157
Paula Hensell, Ferris St. (II)	1992-95	163	156
Dee Douglas, LSU (I)	1998-01	275	155
Alexis Wing, Angelo St. (II)	2002-04	161	152
Becca Alt, Mo.-Rolla (II)	1995-98	156	152
JoAnn Heckenthorn, TCNJ (III)	1991-94	193	150
Dorsey Steamer, La.-Lafayette (I)	1989-92	204	149
Alison McCutcheon, Arizona (I)	1995-98	256	148
Trisha Poling, Southern Ind. (II)	1997-00	222	147
Angie Williams, Norfolk St. (II)	1991-94	145	147
Jamie Peterson, Humboldt St. (II)	1996-99	255	145
Denise Patrick, Molloy (II)	1991-94	125	144
Christy Arterburn, Kansas (I)	1989-92	225	143
Iyhia McMichael, Mississippi St. (I)	2001-04	258	141
Katie Waldo, SIU Edwardsville (II)	2000-03	183	141

Pitching

GAMES

Player, Team (Division)	Years	G
Courtney Blades, Southern Miss. (I)/Nicholls St. (I)	1997-00	215
Rhonda Wheatley, Cal Poly Pomona (I)	1984-87	202
Debbie Nichols, Louisiana Tech (I)	1987-90	198
Jessica Acord, Santa Clara (I)	1994-97	192
*Monica Abbott, Tennessee (I)	2004-06	190
Jessame Kendall, Humboldt St. (II)	1998-01	189
Sonja Garnett, San Fran. St. (II)	2003-06	188
Sarah Dawson, La.-Monroe (I)	1994-97	187
Tammy Kincaid, Arkansas (I)	1997-00	186
Wendy Hurst, Ala.-Huntsville (II)	1996-99	186
Alicia Hollowell, Arizona (I)	2003-06	185
Jenny Voss, Nebraska (I)	1997-00	185
Carol Forbes, San Jose St. (I)	2002-05	184
Shelley Laird, Alabama (I)	1999-02	183
Michele Granger, California (I)	1989-93	183
Cat Osterman, Texas (I)	2002-03, 05-06	180
Debbie Bilbao, Iowa (I)	1995-98	179
Debby Day, Texas-Arlington (I)/Arizona (I)	1988-89, 91-92	178
Kathy Slaten, Cal St. Northridge (II)	1983-86	177
Amy Unterbrink, Indiana (I)	1983-86	176
Britni Sneed, LSU (I)	1999-02	175
Leslie Malerich, Florida St. (I)	1999-02	173
Michelle Hall, Coastal Caro. (I)	1990-93	172
Jocelyn Forest, California (I)	1999-02	171
^Jamie Southern, Fresno St. (I)	2001-05	170
Tarrah Beyster, Oregon St. (I)	1997-00	169
Jamie Graves, Washington (I)	1997-00	168
Wendy Wolff, Wis.-Parkside (II)	1994-97	168
Sandy Ortgies, UC Santa Barb. (I)	1984-87	168
Kristin Schmidt, Notre Dame (I)/LSU (I)	2001, 2002-04	166
Andrea Kirchberg, Wisconsin (I)	2000-03	166
Nicole Myers, Fla. Atlantic (I)	1999-02	166
Danielle Penner, California (Pa.) (II)	1995-98	166

**Active player; ^Received medical redshirt in 2001.*

GAMES STARTED

Player, Team (Division)	Years	W-L	GS
Debbie Nichols, Louisiana Tech (I)	1987-90	149-45	193
Courtney Blades, Southern Miss. (I)/Nicholls St. (I)	1997-00	151-34	190
Rhonda Wheatley, Cal Poly Pomona (I)	1984-87	139-60	189
Sarah Dawson, La.-Monroe (I)	1994-97	120-56	173
Jessica Acord, Santa Clara (I)	1994-97	53-117	170
Alicia Hollowell, Arizona (I)	2003-06	144-23	165
Wendy Hurst, Ala.-Huntsville (II)	1996-99	115-52	163
Michele Granger, California (I)	1989-93	119-52	162
*Monica Abbott, Tennessee (I)	2004-06	139-29	154
Debby Day, Texas-Arlington (I)/Arizona (I)	1988-89, 91-92	116-49	154
Wendy Wolff, Wis.-Parkside (II)	1994-97	121-26	153
Kathy Slaten, Cal St. Northridge (II)	1983-86	123-33	153
Danielle Penner, California (Pa.) (II)	1995-98	141-15	151
Jenny Parsons, East Caro. (I)	1990-93	102-48	151
Jenny Voss, Nebraska (I)	1997-00	110-48	149
Cat Osterman, Texas (I)	2002-03, 05-06	136-25	148
Keira Goerl, UCLA (I)	2001-04	130-21	148
^Jamie Southern, Fresno St. (I)	2001-05	118-34	147
Samantha Iuli, Ill.-Chicago (I)	1997-00	111-38	147
Britni Sneed, LSU (I)	1999-02	120-24	143
Jocelyn Forest, California (I)	1999-02	103-42	143
Shelley Laird, Alabama (I)	1999-02	115-35	142
Stephani Williams, Kansas (I)	1991-94	105-39	142
Karissa Hoehn, St. Cloud St. (II)	1997-00	113-35	141
Jennifer Segner, Muskingum (III)	1997-00	117-25	140
Michelle Hall, Coastal Caro. (I)	1990-93	104-45	140
Sandy Ortgies, UC Santa Barb. (I)	1984-87	62-96	139
Tammy Kincaid, Arkansas (I)	1997-00	72-79	138
Sonja Garnett, San Fran. St. (II)	2003-06	103-52	137
Keary Camunas, Kentucky (I)	1997-00	54-81	137

**Active player; ^Received medical redshirt in 2001.*

COMPLETE GAMES

Player, Team (Division)	Years	GS	W-L	CG
Debbie Nichols, Louisiana Tech (I)	1987-90	193	149-45	182
Michele Granger, California (I)	1989-93	162	119-52	155
Sarah Dawson, La.-Monroe (I)	1994-97	173	120-56	151
Wendy Hurst, Ala.-Huntsville (II)	1996-99	163	115-52	147
Jessica Acord, Santa Clara (I)	1994-97	170	53-117	147
Rhonda Wheatley, Cal Poly Pomona (I)	1984-87	189	139-60	147
Alicia Hollowell, Arizona (I)	2003-06	165	144-23	146
Kathy Slaten, Cal St. Northridge (II)	1983-86	153	123-33	145
Debby Day, Texas-Arlington (I)/Arizona (I)	1988-89, 91-92	154	116-49	144
Courtney Blades, Southern Miss. (I)/Nicholls St. (I)	1997-00	190	151-34	142
^Jamie Southern, Fresno St. (I)	2001-05	147	118-34	141
Michelle Hall, Coastal Caro. (I)	1990-93	140	104-45	137
Keira Goerl, UCLA (I)	2001-04	148	130-21	135
Danielle Penner, California (Pa.) (II)	1995-98	151	141-15	134
Shawn Andaya, Texas A&M (I)	1984-87	134	114-28	134
*Monica Abbott, Tennessee (I)	2004-06	154	139-29	133
Sandy Ortgies, UC Santa Barb. (I)	1984-87	139	62-96	130
Kelly Shipman, Maryland (I)	1996-99	133	86-49	128
Sonja Garnett, San Fran. St. (II)	2003-06	137	103-52	127
Jenny Voss, Nebraska (I)	1997-00	149	110-48	127
Kerri Blaylock, Evansville (I)	1985-88	130	79-50	127
Terry Carpenter, Fresno St. (I)	1989-92	130	107-25	126
Danielle Henderson, Massachusetts (I)	1996-99	135	108-35	125
Janice Lemchak, Kean (III)	1986-89	133	91-41	125
Lindsay Chouinard, DePaul (I)	2000-03	164	108-30	124
Stephani Williams, Kansas (I)	1991-94	142	105-39	124
Paige England, Louisiana Tech (I)	1996-99	130	89-37	123
Lori Harrigan, UNLV (I)	1989-92	133	83-53	123

*^Received medical redshirt in 2001; *Active player.*

INNINGS

Player, Team (Division)	Years	G	W-L	IP
Rhonda Wheatley, Cal Poly Pomona (I)	1984-87	202	139-60	1,414.2
Debbie Nichols, Louisiana Tech (I)	1987-90	198	149-45	1,373.0
Courtney Blades, Southern Miss. (I)/Nicholls St. (I)	1997-00	215	151-34	1,261.2
Sarah Dawson, La.-Monroe (I)	1994-97	187	120-56	1,242.1
Kathy Slaten, Cal St. Northridge (II)	1983-86	177	123-33	1,222.0
Michele Granger, California (I)	1989-93	183	119-52	1,202.2
Amanda Renfro, Texas Tech (I)	1998-01	195	93-71	1,182.2
Debby Day, Texas-Arlington (I)/Arizona (I)	1988-89, 91-92	178	116-49	1,139.1
Jessica Acord, Santa Clara (I)	1994-97	187	120-56	1,123.0
Alicia Hollowell, Arizona (I)	2003-06	185	144-23	1,122.0
Shawn Andaya, Texas A&M (I)	1984-87	158	114-28	1,114.1
Megan Matthews, South Carolina (I)	1999-02	194	101-52	1,110.1
Cat Osterman, Texas (I)	2002-03, 05-06	180	136-25	1,105.0
Amy Unterbrink, Indiana (I)	1983-86	176	96-45	1,100.2
Wendy Hurst, Ala.-Huntsville (II)	1996-99	186	115-52	1,100.1
*Monica Abbott, Tennessee (I)	2004-06	190	139-29	1,089.2
^Jamie Southern, Fresno St. (I)	2001-05	170	118-34	1,088.2
Sandy Ortgies, UC Santa Barb. (I)	1984-87	168	62-96	1,075.1
Jenny Voss, Nebraska (I)	1997-00	185	110-48	1,073.0
Sonja Garnett, San Fran. St. (II)	2003-06	188	103-52	1,069.2
Shelley Laird, Alabama (I)	1999-02	183	115-35	1,054.2
Tammy Kincaid, Arkansas (I)	1997-00	186	72-79	1,051.1
Stephani Williams, Kansas (I)	1991-94	161	105-39	1,041.1
Jessame Kendall, Humboldt St. (II)	1998-01	189	128-26	1,040.2
Lori Harrigan, UNLV (I)	1989-92	161	83-53	1,034.2
Michelle Hall, Coastal Caro. (I)	1990-93	172	104-45	1,028.2
Keira Goerl, UCLA (I)	2001-04	161	130-21	1,017.2
Nicole Myers, Fla. Atlantic (I)	1999-02	166	108-37	995.2
Jocelyn Forest, California (I)	1999-02	171	103-42	993.2
Leslie Malerich, Florida St. (I)	1999-02	179	107-40	988.2

**Active player; ^Received medical redshirt in 2001.*

VICTORIES

Player, Team (Division)	Years	G	W	L	Pct.
Courtney Blades, Southern Miss. (I)/Nicholls St. (I)	1997-00	215	151	34	.816
Debbie Nichols, Louisiana Tech (I)	1987-90	198	149	45	.768
Alicia Hollowell, Arizona (I)	2003-06	185	144	23	.862
Danielle Penner, California (Pa.) (II)	1995-98	166	141	15	.904
*Monica Abbott, Tennessee (I)	2004-06	190	139	29	.827
Rhonda Wheatley, Cal Poly Pomona (I)	1984-87	202	139	69	.698
Cat Osterman, Texas (I)	2002-03, 05-06	180	136	25	.845
Keira Goerl, UCLA (I)	2001-04	161	130	21	.861
Jessame Kendall, Humboldt St. (II)	1998-01	189	128	26	.831
Kathy Slaten, Cal St. Northridge (II)	1983-86	177	123	33	.788
Wendy Wolff, Wis.-Parkside (II)	1994-97	168	121	26	.823
Erica Hoyt, Muskingum (III)	2003-06	144	120	14	.896
Britni Sneed, LSU (I)	1999-02	175	120	24	.828
Missy Paterson, Coker (II)	1996-99	153	120	16	.882
Nancy Evans, Arizona (I)	1994-95, 97-98	136	120	8	.938
Sarah Dawson, La.-Monroe (I)	1994-97	187	120	56	.682
Brooke Mitchell, La.-Lafayette (I)	2002-05	160	119	27	.815
Michele Granger, California (I)	1989-93	183	119	52	.696
^Jamie Southern, Fresno St. (I)	2001-05	170	118	34	.776
Jennifer Segner, Muskingum (III)	1997-00	146	117	25	.823
Kristin Schmidt, Notre Dame (I)/LSU (I)	2001, 02-04	166	116	29	.800
Debby Day, Texas-Arlington (I)/ Arizona (I)	1988-89, 91-92	178	116	49	.703
Jennifer Stewart, Oklahoma (I)	1999-02	167	115	25	.821
Shelley Laird, Alabama (I)	1999-02	183	115	35	.767
Wendy Hurst, Ala.-Huntsville (II)	1996-99	186	115	52	.689
Shawn Andaya, Texas A&M (I)	1984-87	158	114	28	.803
Karissa Hoehn, St. Cloud St. (II)	1997-00	163	113	35	.764
Kelly Schade, Simpson (III)	1996-99	139	113	16	.876
Samantha Iuli, Ill.-Chicago (I)	1997-00	171	111	38	.745
Debbie Tidy, Sacred Heart (II)	1984-87	139	111	16	.874

**Active player; ^Received medical redshirt in 2001.*

WINNING PERCENTAGE

(Minimum 75 decisions)

Player, Team (Division)	Years	G	W	L	Pct.
Nancy Evans, Arizona (I)	1994-95, 97-98	136	120	8	.938
Lisa Fernandez, UCLA (I)	1990-93	107	93	7	.930
Janet Nagle, St. Thomas (Minn.) (III)	2003-06	118	84	7	.923
Susie Parra, Arizona (I)	1991-94	120	101	9	.918
Danielle Penner, California (Pa.) (II)	1995-98	166	141	15	.904
Kelly Rafter, Kennesaw St. (II)	1994-96	97	84	9	.903
Erica Hoyt, Muskingum (III)	2003-06	144	120	14	.896
Jennie Finch, Arizona (I)	1999-01	97	85	10	.895
Becky Koenig, TCNJ (III)	1991-94	103	76	10	.884
Missy Paterson, Coker (II)	1996-99	153	120	16	.882
Jennie Finch, Arizona (I)	1999-02	140	119	16	.881
Lisa Longaker, UCLA (I)	1987-90	101	89	12	.881
Tracy Compton, UCLA (I)	1982-85	85	72	10	.878
Angela Demel, West Va. Wesleyan (II)	1995-98	106	85	12	.876
Kelly Schade, Simpson (III)	1996-99	139	113	16	.876
Debbie Tidy, Sacred Heart (II)	1984-87	139	111	16	.874
Kristine Karr, Cal St. Bakersfield (II)	1991-94	93	69	10	.873
Jennie Finch, Arizona (I)	2000-03	137	109	16	.872
Becky Pierce, Alma (III)	1997-00	103	86	13	.869
Brenda Farrel, Kennesaw St. (II)	1995-98	97	72	11	.867
Julie Fromm, North Dakota St. (II)	1998-01	130	103	16	.866
Melissa Korb, Pacific Lutheran (III)	1999-02	99	69	11	.863
Keira Goerl, UCLA (I)	2001-04	161	130	21	.861
Kate Enochs, Benedictine (Ill.) (III)	1993-96	103	80	13	.860
Lindsay Parker, Fresno St. (I)	1996-99	99	67	11	.859
Kim Maguire, Bloomsburg (II)	1991-94	93	71	12	.855
Susan Kocher, Bloomsburg (II)	1984-87	95	71	12	.855
Amanda Scott, Fresno St. (I)	1997-00	150	106	18	.855
Sara Griffin, Michigan (I)	1995-98	140	106	19	.848

EARNED-RUN AVERAGE

(Minimum 400 innings)

Player, Team (Division)	Years	G	W-L	IP	R	ER	ERA
Debbie Tidy, Sacred Heart (II)	1984-87	139	111-16	906.0	50	19	0.15
Tracy Compton, UCLA (I)	1982-85	85	72-10	612.1	32	13	0.15
Lisa Fernandez, UCLA (I)	1990-93	107	93-7	694.2	32	22	0.22
Kathy Slaten, Cal St. Northridge (II)	1983-86	177	123-33	1,222.0	86	41	0.23
Tina Souders, Bloomsburg (II)	1982-84	72	59-7	498.0	37	18	0.25
Debbie Doom, UCLA (I)	1982-85	93	73-16	725.2	45	30	0.29
Lori Stoll, Texas A&M (I)	1982-83	73	54-11	497.1	40	23	0.32
Debbie Mygind, Cal St. Fullerton (I)	1984-85	65	49-10	424.1	36	20	0.33
Susan LeFebvre, Cal St. Fullerton (I)	1983-86	149	100-21	894.2	94	43	0.34
Teresa Wilson, Missouri (I)	1982-83	76	50-21	499.0	53	26	0.36
Connie Clark, Cal St. Fullerton (I)	1986-87	70	53-7	438.1	34	23	0.37
Stacy Johnson, Louisiana Tech (I)	1983-86	138	96-32	968.0	118	51	0.37
Katya Eronina, Armstrong Atlantic (II)	2003-04	70	58-7	434.2	34	23	0.37
Darlene Lowery, South Carolina (I)	1983, 85-87	103	70-19	667.0	63	36	0.38
Karen Snelgrove, Missouri (I)	1989-92	122	78-29	758.2	103	41	0.38
Kristen Peterson, Adelphi (I)	1985-88	103	64-21	644.1	88	36	0.39
Lisa Longaker, UCLA (I)	1987-90	101	89-12	725.0	59	41	0.40
Rhonda Wheatley, Cal Poly Pomona (I)	1984-87	202	139-60	1,414.2	168	81	0.40
Susan Kocher, Bloomsburg (II)	1984-87	95	71-12	554.2	70	33	0.42
Terry Carpenter, Fresno St. (I)	1989-92	136	107-25	960.2	117	58	0.42
Shawn Andaya, Texas A&M (I)	1984-87	158	114-28	1,141.1	103	70	0.43
Kristine Karr, Cal St. Bakersfield (II)	1991-94	93	69-10	540.2	70	35	0.45
Michele Granger, California (I)	1989-93	183	119-52	1,202.2	123	79	0.46
Toni Gutierrez, Florida St. (I)	1990-93	104	74-22	651.0	79	44	0.47
Lisa Ishikawa, Northwestern (I)	1984-87	146	97-30	914.1	99	62	0.47

STRIKEOUTS

Player, Team (Division)	Years	G	IP	SO
Cat Osterman, Texas (I)	2002-03, 05-06	180	1,105.2	2,265
Courtney Blades, Southern Miss. (I)/Nicholls St. (I)	1997-00	215	1,261.2	1,773
Alicia Hollowell, Arizona (I)	2003-06	185	1,122.0	1,768
*Monica Abbott, Tennessee (I)	2004-06	190	1,089.2	1,716
Michele Granger, California (I)	1989-93	183	1,202.2	1,640
Kathy Slaten, Cal St. Northridge (II)	1983-86	177	1,222.0	1,537
Missy Paterson, Coker (II)	1996-99	153	827.0	1,474
Jessica Sallinger, Georgia Tech (I)	2002-05	133	1,008.2	1,398
Karissa Hoehn, St. Cloud St. (II)	1997-00	163	981.1	1,381
Nicole Myers, Fla. Atlantic (I)	1999-02	166	995.2	1,376
Sarah Pauly, A&M-Corpus Christi (I)	2002-05	148	830.0	1,370
Britni Sneed, LSU (I)	1999-02	175	976.1	1,370
Danielle Henderson, Massachusetts (I)	1996-99	161	959.2	1,343
^Jamie Southern, Fresno St. (I)	2001-05	170	1,088.2	1,321
Brooke Mitchell, La.-Lafayette (I)	2002-05	160	908.2	1,309
Sarah Dawson, La.-Monroe (I)	1994-97	187	1,242.1	1,280
Shawn Andaya, Texas A&M (I)	1984-87	158	1,141.1	1,234
Amanda Renfro, Texas Tech (I)	1998-01	195	1,182.2	1,226
Katie Heintz, St. Leo (II)	2003-06	136	852.1	1,209
Jocelyn Forest, California (I)	1999-02	171	993.2	1,203
Lisa Ishikawa, Northwestern (I)	1984-87	146	914.1	1,200
Tammy Nielsen, Augustana (S.D.) (II)/ Creighton (I)	2002, 03-05	114	908.0	1,170
Angela Slaugh, Western N.M. (II)	2001-04	158	907.0	1,169
Trinity Johnson, South Carolina (I)/ Cal St. Fullerton (I)	1994-97	155	847.1	1,163
Andrea Kirchberg, Wisconsin (I)	2000-03	132	972.0	1,156
#Dana Sorensen, Stanford (I)	2000-04	157	946.1	1,154
Kristin Schmidt, Notre Dame (I)/LSU (I)	2001, 02-04	166	986.0	1,154
Lauren Bay, Oklahoma St. (I)	2000-03	148	853.1	1,151
Piper Marten, Minnesota (I)	2001-04	173	921.1	1,122
Kelly Schade, Simpson (III)	1996-99	139	857.1	1,121

**Active player; ^Received medical redshirt in 2001; #Received medical redshirt in 2002.*

STRIKEOUT RATIO

(Minimum 400 innings)

Player, Team (Division)	Years	G	IP	SO	Avg.
Cat Osterman, Texas (I)	2002-03, 05-06	180	1,105.2	2,265	14.34
Missy Paterson, Coker (II)	1996-99	153	827.0	1,474	12.48
Sarah Pauly, A&M-Corpus Christi (I)	2002-05	148	830.0	1,370	11.55
Alicia Hollowell, Arizona (I)	2003-06	185	1,122.0	1,768	11.03
Kim Jeffs, Plymouth St. (III)	2002-05	99	717.0	1,109	10.83
Katya Eronina, Armstrong Atlantic (II)	2003-04	147	434.2	667	10.74
Laurie Machuga, Allegheny (III)	1993-96	111	672.0	1,025	10.68
Ann Shelton, Jacksonville St. (I/II)	1995-96	86	418.2	635	10.62
Kelly Ostler, Chicago (III)	1999-02	76	455.0	689	10.60
DeeDee Weiman, UCLA (I)	1990-92, 94	79	503.1	746	10.37
Dori Stankewitz, Fla. Southern (II)	1985-88	107	630.1	927	10.29
Terri Kobata, Notre Dame (I)	1993-96	108	629.0	907	10.09
Brooke Mitchell, La.-Lafayette (I)	2002-05	160	908.2	1,309	10.08
Audrey West, Boston U. (I)	1993-96	104	637.0	910	10.00
Katie Heintz, St. Leo (II)	2003-06	138	852.1	1,209	9.93
Kelley Tiesi, Shippensburg (II)	2003-06	136	777.0	1,095	9.86
Karissa Hoehn, St. Cloud St. (II)	1997-00	163	981.1	1,381	9.85
Courtney Blades, Southern Miss. (I)/ Nicholls St. (I)	1997-00	215	1,261.2	1,773	9.84
Britni Sneed, LSU (I)	1999-02	175	976.1	1,370	9.82
Danielle Henderson, Massachusetts (I)	1996-99	161	959.2	1,343	9.80
Melissa Korb, Pacific Lutheran (III)	1999-02	99	506.1	708	9.79
Angela Demel, West Va. Wesleyan (II)	1995-98	106	614.2	857	9.76
Jessica Sallinger, Georgia Tech (I)	2002-05	133	1,008.2	1,398	9.70
Nicole Myers, Fla. Atlantic (I)	1999-02	166	995.2	1,376	9.67
Michelle Schlichtig, Rutgers-Camden (III)	2004-06	107	659.0	906	9.62
Trinity Johnson, South Carolina (I)/ Cal St. Fullerton (I)	1994-97	155	847.1	1,163	9.61
Michele Granger, California (I)	1989-93	183	1,202.2	1,640	9.55
Amanda Kelly, Neb.-Kearney (II)	1997-00	103	467.2	631	9.44
Trisha Davis, North Fla. (II)	1999-00	67	401.0	541	9.44
Lauren Bay, Oklahoma St. (I)	2000-03	148	853.1	1,151	9.44

SHUTOUTS

Player, Team (Division)	Years	G	W-L	SHO
Kathy Slaten, Cal St. Northridge (II)	1983-86	177	123-33	97
Michele Granger, California (I)	1989-93	162	119-52	94
Debbie Tidy, Sacred Heart (II)	1984-87	139	111-16	87
Cat Osterman, Texas (I)	2002-03, 05-06	148	136-25	85
Debbie Nichols, Louisiana Tech (I)	1987-90	193	149-45	84
*Monica Abbott, Tennessee (I)	2004-06	190	139-29	83
Rhonda Wheatley, Cal Poly Pomona (I)	1984-87	189	139-60	83
Alicia Hollowell, Arizona (I)	2003-06	137	144-23	81
^Jamie Southern, Fresno St. (I)	2001-05	147	118-34	79
Kelly Schade, Simpson (III)	1996-99	139	113-16	77
Danielle Penner, California (Pa.) (II)	1995-98	151	141-15	77
Sarah Dawson, La.-Monroe (I)	1994-97	173	120-56	74
Lisa Fernandez, UCLA (I)	1990-93	107	93-7	74
Terry Carpenter, Fresno St. (I)	1989-92	130	107-25	73
Debbie Dickmann, Cal St. Northridge (II)	1987-90	157	104-21	73
Shawn Andaya, Texas A&M (I)	1984-87	134	114-28	73
Danielle Henderson, Massachusetts (I)	1996-99	161	108-35	71
Debby Day, Texas-Arlington (I)/Arizona (I)	1988-89, 91-92	154	116-49	70
Amanda Scott, Fresno St. (I)	1997-00	123	106-18	68
Missy Paterson, Coker (II)	1996-99	153	120-16	65
Debbie Doom, UCLA (I)	1982-85	93	73-16	65
Stephani Williams, Kansas (I)	1991-94	142	105-39	64
Susie Parra, Arizona (I)	1991-94	113	101-9	61
Lisa Longaker, UCLA (I)	1987-90	101	89-12	61
Amy Unterbrink, Indiana (I)	1983-86	127	96-45	61
Tracy Compton, UCLA (I)	1982-85	85	72-10	61
Marcie Green, Fresno St. (I)	1990-92	119	82-86	59
Melanie Parrent, Fresno St. (I)	1985-88	126	93-38	59
Julie Boldoc, Adelphi (I)	1984-87	92	75-32	59
Susan LeFebvre, Cal St. Fullerton (I)	1983-86	116	100-21	59

**Active player. ^Received medical redshirt in 2001.*

2006 Statistical Leaders

Division I Individual Leaders 122
Division I Team Leaders 126
Division II Individual Leaders 130
Division II Team Leaders 134
Division III Individual Leaders 138
Division III Team Leaders..... 144

2006 Division I Individual Leaders

*(*Team was reclassifying to Division I in 2006)*

Batting Average

Minimum 2 At-Bats Per Game and 70 Total At-Bats

Rank, Name, Team	Cl.	Pos.	G	AB	H	BA
1. Sarah Fekete, Tennessee	Sr.	OF	72	220	110	.500
2. Jenna Hall, Illinois	Sr.	1B	53	131	63	.481
3. Jennifer Yee, Niagara	Fr.	SS	45	133	62	.466
4. Nikki Rombough, Birmingham-So.	Sr.	INF	49	135	62	.459
5. Norrelle Dickson, Oklahoma	Jr.	OF	62	207	93	.449
6. Danyele Gomez, La.-Lafayette	Sr.	OF	62	208	92	.442
7. Kristin Vesely, Oklahoma	Sr.	OF	62	193	85	.440
8. Jackie Wong, Utah	Sr.	2B	61	205	90	.439
9. India Chiles, Tennessee	Jr.	OF	65	151	66	.437
10. Kaitlin Cochran, Arizona St.	Fr.	OF	68	190	83	.437
11. Melissa Sanchez, UC Riverside	Sr.	3B	44	115	50	.435
12. Lindy Winkler, Sacramento St.	Sr.	OF	55	175	76	.434
13. Courtney O'Hara, UMBC	Fr.	OF	61	132	57	.432
14. Melanie Denischuk, UMBC	Jr.	1B	64	183	79	.432
15. Christina Clark, Fresno St.	Sr.	SS	56	165	71	.430
16. Brittany Rogers, Alabama	Fr.	OF	65	206	88	.427
17. Melissa Andrews, St. Peter's	Fr.	OF	37	120	51	.425
18. Caitlin Lowe, Arizona	Jr.	OF	56	186	79	.425
19. Amanda Cody, Wright St.	Jr.	DP	39	86	36	.419
20. Maggie Wolfe, Hampton	Jr.	3B	54	165	69	.418
21. Lindsay Glover, Appalachian St.	Jr.	3B	59	177	74	.418
22. Micah Rhodes, Centenary (La.)	Jr.	OF	51	154	64	.416
23. Jordan Praytor, Alabama	So.	OF	65	188	78	.415
24. Jessica Strickland, Colorado St.	Jr.	SP/RP	52	193	80	.415
25. Amy Hudson, Central Mich.	So.	INF	49	152	63	.414
26. Elana Meyers, George Washington	Jr.	SS	52	157	65	.414
27. Chrystine McHugh, Marist	Sr.	3B	46	145	60	.414
28. Ianeta Le`i, Brigham Young	Sr.	1B	65	206	85	.413
29. Diana Gomez, Delaware St.	Fr.	OF	55	182	75	.412
30. Shanita Black, Ga. Southern	Sr.	OF	70	249	102	.410
31. Melissa Wiggins, Stetson	Sr.	INF	61	188	77	.410
32. Lindsay Schutzler, Tennessee	Jr.	INF	73	230	94	.409
33. Kellie Middleton, Georgia	Jr.	OF	69	235	96	.409
34. Autumn Champion, Arizona	Sr.	OF	63	201	82	.408
35. Amanda Peek, Cal St. Northridge	Fr.	INF	42	130	53	.408
36. Christina Khosravi, Penn	So.	SS	44	140	57	.407
37. Lauren Lupinetti, St. John's (N.Y.)	Fr.	INF	56	161	65	.404
38. Gina Carbonatto, Pacific	Jr.	OF	51	159	64	.403
39. Katie Miranto, Canisius	So.	3B	51	164	66	.402
40. Kristin Kropp, Central Conn. St.	Sr.	OF	46	157	63	.401
Maegan Larsen, Albany (N.Y.)	Sr.	SS	50	157	63	.401
42. Jessica Moore, Liberty	Jr.	SS	63	203	81	.399
43. Kate Sullivan, Wis.-Green Bay	Sr.	C	35	103	41	.398
44. Ebony Stevenson, Jackson St.	So.	OF	53	166	66	.398
45. Leslie Klein, LSU	Jr.	OF	69	207	82	.396
46. Jill Dorsch, Robert Morris	Jr.	C	38	101	40	.396
47. Kristina Schmallen, New Mexico	Sr.	2B	54	157	62	.395
48. Bronwyn Russell, St. Mary's (Cal.)	So.	2B	46	137	54	.394
49. Erin Frank, Fairfield	So.	C	59	165	65	.394
Whitney Mollica, Massachusetts	Fr.	3B	57	165	65	.394
51. Jessica Clee, Santa Clara	Sr.	OF	58	183	72	.393
52. Alexzandria Adversalo, Jackson St.	Jr.	INF	50	150	59	.393
Lauren Hines, Indiana	Sr.	OF	56	150	59	.393
* Ryan Washington, Longwood	So.	3B	46	141	60	.426
* Keri McKee, Kennesaw St.	Jr.	1B	55	178	73	.410
* Caitlin Hooe, Longwood	So.	OF	46	154	62	.403

Louisiana-Lafayette Sports Information

Danyele Gomez led Division I in three offensive categories in 2006, as the Louisiana-Lafayette senior posted a .957 slugging percentage and averaged 1.24 runs and 0.48 home runs per game.

Slugging Percentage

Minimum 2.0 At-Bats Per Game and 70 Total At-Bats

Rank, Name, Team	Cl.	Pos.	G	AB	TB	Slg. Pct.
1. Danyele Gomez, La.-Lafayette	Sr.	OF	62	208	199	.957
2. Meagen Johnson, Coastal Caro.	Sr.	INF	55	141	126	.894
3. Melanie Denischuk, UMBC	Jr.	1B	64	183	161	.880
4. Jenna Hall, Illinois	Sr.	1B	53	131	111	.847
5. Amanda Peek, Cal St. Northridge	Fr.	INF	42	130	108	.831
6. Maggie Wolfe, Hampton	Jr.	3B	54	165	137	.830
7. Nikki Rombough, Birmingham-So.	Sr.	INF	49	135	111	.822
8. Jessica Moore, Liberty	Jr.	SS	63	203	165	.813
9. Chrystine McHugh, Marist	Sr.	3B	46	145	116	.800
10. Whitney Haller, Georgia Tech	Fr.	1B	70	214	171	.799
11. Jennifer Yee, Niagara	Fr.	SS	45	133	106	.797
12. Amanda Cody, Wright St.	Jr.	DP	39	86	68	.791
13. Kaitlin Cochran, Arizona St.	Fr.	OF	68	190	150	.789
14. Ianeta Le`i, Brigham Young	Sr.	1B	65	206	162	.786
15. Rachel Folden, Marshall	So.	C	56	166	129	.777
16. Melissa Sanchez, UC Riverside	Sr.	3B	44	115	89	.774
17. Serena Settlemier, Kansas	Sr.	SP	62	175	135	.771
18. Alicia Laraway, Evansville	Sr.	OF	50	146	112	.767
19. Hillaree Bennett, Loyola Marymount	Fr.	OF	51	123	94	.764
20. Whitney Mollica, Massachusetts	Fr.	3B	57	165	126	.764
21. Alexzandria Adversalo, Jackson St.	Jr.	INF	50	150	114	.760
22. Marci Pratt, Southern Utah	Jr.	C	66	219	163	.744
23. Alexis Switenko, Syracuse	Sr.	SS	57	163	121	.742
24. Chelsi Lake, Baylor	Jr.	C	60	185	137	.741
25. Christina Clark, Fresno St.	Sr.	SS	56	165	122	.739
26. Andrea Duran, UCLA	Sr.	3B	59	197	144	.731
27. Kaleigh Rafter, Detroit	So.	INF	45	131	95	.725
28. Lauren Cisneros, Creighton	Sr.	2B	50	137	99	.723
29. Susan Waters, North Texas	Jr.	3B	60	186	134	.720
30. Kelly Boyle, Siena	Jr.	SS	44	117	84	.718

Runs Per Game

Minimum 30 Runs Scored

Rank, Name, Team	Cl.	Pos.	G	R	PG
1. Danyele Gomez, La.-Lafayette	Sr.	OF	62	77	1.24
2. Jessica Moore, Liberty	Jr.	SS	63	74	1.17
3. Kellie Middleton, Georgia	Jr.	OF	69	74	1.07
4. Norrelle Dickson, Oklahoma	Jr.	OF	62	66	1.06
5. Maegan Larsen, Albany (N.Y.)	Sr.	SS	50	51	1.02
6. Andrea Duran, UCLA	Sr.	3B	59	60	1.02
7. Christina Clark, Fresno St.	Sr.	SS	56	56	1.00
Chrystine McHugh, Marist	Sr.	3B	46	46	1.00
Tammy Williams, Northwestern	Fr.	SS	65	65	1.00
10. Lindsay Schutzler, Tennessee	Jr.	INF	73	72	0.99
11. Heather Shove, Jackson St.	So.	—	53	52	0.98
12. Tara Harbert, Colorado St.	Sr.	2B	52	49	0.94
13. Amanda Morin, Massachusetts	Jr.	1B	57	53	0.93
14. Shanita Black, Ga. Southern	Sr.	OF	70	65	0.93
Caitlin Lowe, Arizona	Jr.	OF	56	52	0.93
16. Brittany Rogers, Alabama	Fr.	OF	65	60	0.92
17. Kiera Fox, Manhattan	Sr.	SS	49	45	0.92
18. Randi Patton, Illinois St.	Sr.	OF	53	48	0.91
19. Autumn Champion, Arizona	Sr.	OF	63	57	0.90
20. Whitney Haller, Georgia Tech	Fr.	1B	70	63	0.90
Krystle Henry, Fordham	Jr.	INF	60	54	0.90
Amber Maisonet, Albany (N.Y.)	So.	OF	50	45	0.90
23. Laura Sweeney, Hofstra	Sr.	INF	57	51	0.89
24. Maggie Wolfe, Hampton	Jr.	3B	54	48	0.89
25. Rachelle Coriddi, Illinois	Sr.	OF	53	47	0.89
Katelyn Jackson, Jackson St.	Fr.	—	53	47	0.89
27. Cambria Miranda, Oregon St.	So.	OF	59	52	0.88
28. Candice Molinari, Massachusetts	Jr.	OF	57	50	0.88
29. Jordan Praytor, Alabama	So.	OF	65	57	0.88
Kali Shirk, UMBC	So.	OF	65	57	0.88

Doubles Per Game

Minimum 11 Doubles

Rank, Name, Team	Cl.	Pos.	G	2B	PG
1. Kristi Strange, Western Mich.	Jr.	OF	48	23	0.48
2. Ebony Stevenson, Jackson St.	So.	OF	53	25	0.47
3. Amanda Williams, Marshall	Sr.	OF	56	24	0.43
4. Chrissy Gannon, St. Peter's	So.	SS	48	19	0.40
5. Katelyn Jackson, Jackson St.	Fr.	—	53	20	0.38
6. Melissa Mason, Alcorn St.	Jr.	SS	40	15	0.38
7. Garland Cooper, Northwestern	Jr.	1B	65	24	0.37
8. Meghan Murray, UNC Wilmington	So.	OF	52	19	0.37
9. Daniela Pappano, Jacksonville St.	Jr.	OF	58	21	0.36
10. Alexzandria Adversalo, Jackson St.	Jr.	INF	50	18	0.36
11. LaPorscha Albert, Colgate	So.	SS	42	15	0.36
Kacie Stone, IPFW	Jr.	C	42	15	0.36
13. Jessica Strickland, Colorado St.	Jr.	SP/RP	52	18	0.35
14. Randi Patton, Illinois St.	Sr.	OF	53	18	0.34
15. Christina Clark, Fresno St.	Sr.	SS	56	19	0.34
Leah Peterson, Nicholls St.	Jr.	INF	56	19	0.34
17. Megan Lally, Holy Cross	Sr.	OF	42	14	0.33
Amanda Peek, Cal St. Northridge	Fr.	INF	42	14	0.33
19. Nikki Rombough, Birmingham-So.	Sr.	INF	49	16	0.33
20. Kate Lancaster, St. Francis (Pa.)	Sr.	SS	53	17	0.32
21. Lisa Modglin, Cal Poly	Jr.	OF	50	16	0.32
22. Allie Gendron, Connecticut	So.	C	47	15	0.32
Courtney Wall, Rhode Island	Sr.	1B	47	15	0.32
24. Kellie Middleton, Georgia	Jr.	OF	69	22	0.32
25. Amanda Burk, Mt. St. Mary's	Fr.	—	54	17	0.31
26. Dawn Jeffs, Liberty	Jr.	2B	64	20	0.31
27. Lindy Winkler, Sacramento St.	Sr.	OF	55	17	0.31
28. Adrianne Rocha, Texas Southern	So.	C	49	15	0.31
29. Meghan Morese, Villanova	Fr.	3B	53	16	0.30
30. Whitney Mollica, Massachusetts	Fr.	3B	57	17	0.30
* Caitlin Hooe, Longwood	So.	OF	46	15	0.33

Triples Per Game

Minimum 5 Triples

Rank, Name, Team	Cl.	Pos.	G	3B	PG
1. Marci Pratt, Southern Utah	Jr.	C	66	14	0.21
2. Kate Marvel, Lehigh	So.	OF	52	9	0.17
3. Balencia Young, Mississippi Val.	Sr.	OF	53	8	0.15
4. Samantha Morrison, Hartford	Sr.	OF	41	6	0.15
5. Emma Barnes, Louisiana Tech	Fr.	OF	49	7	0.14
6. Elana Meyers, George Washington	Jr.	SS	52	7	0.13
7. Sherrel Fountain, Stetson	Jr.	OF	61	8	0.13
8. Veronica Wootson, Florida St.	Jr.	2B	70	9	0.13
9. Rose Barre, Binghamton	Sr.	SS	47	6	0.13
10. Ashley Rios, Albany (N.Y.)	Sr.	1B	48	6	0.13
11. Allison Borchers, Delaware	So.	2B	57	7	0.12
12. Andrea Duran, UCLA	Sr.	3B	59	7	0.12
13. Shanita Black, Ga. Southern	Sr.	OF	70	8	0.11
14. Evelyn Garcia, Hampton	Fr.	2B	54	6	0.11
15. Lindsay Schutzler, Tennessee	Jr.	INF	73	8	0.11
16. Shannon Thomas, Texas	Fr.	DP	64	7	0.11
17. Tiffany Burt, Southern Utah	Sr.	INF	65	7	0.11
18. Sara Cole, Missouri St.	Sr.	OF	56	6	0.11
19. Melissa Muehlenfeld, Birmingham-So.	Fr.	OF	49	5	0.10
Brooke Reed, Birmingham-So.	Fr.	INF	49	5	0.10
21. Keri Lounge, Maryland	Jr.	INF	59	6	0.10
22. Joy Gallagher, Wagner	Jr.	INF	50	5	0.10
Courtney Lewis, San Jose St.	Sr.	OF	50	5	0.10
24. Courtney Bures, Mississippi St.	So.	INF	61	6	0.10
Jackie Wong, Utah	Sr.	2B	61	6	0.10
26. Carly Kinkler, St. Joseph's	So.	OF	51	5	0.10
27. Suzie Barnes, Oregon	Jr.	2B	52	5	0.10
Paige Goss, Elon	Jr.	2B	52	5	0.10
29. Deomni Murray, Florida Int'l	Jr.	OF	53	5	0.09
30. Lashaun Davis, Florida St.	Jr.	OF	64	6	0.09
* Kelsey Dumler, Northern Colo.	Jr.	INF	46	5	0.11

Home Runs Per Game

Minimum 8 Home Runs

Rank, Name, Team	Cl.	Pos.	G	HR	PG
1. Danyele Gomez, La.-Lafayette	Sr.	OF	62	30	0.48
2. Melanie Denischuk, UMBC	Jr.	1B	64	24	0.38
3. Amanda Horton, UTSA	Sr.	OF	51	19	0.37
4. Meagen Johnson, Coastal Caro.	Sr.	INF	55	20	0.36
5. Ashley Adams, Western Caro.	Jr.	OF	59	21	0.36
6. Serena Settlemier, Kansas	Sr.	SP	62	22	0.35
7. Whitney Haller, Georgia Tech	Fr.	1B	70	24	0.34
8. Alicia Laraway, Evansville	Sr.	OF	50	17	0.34
9. Ashley Evans, La.-Lafayette	Sr.	DP	62	21	0.34
10. Jessica Moore, Liberty	Jr.	SS	63	21	0.33
11. Chrystine McHugh, Marist	Sr.	3B	46	15	0.33
12. Rachel Folden, Marshall	So.	C	56	18	0.32
13. Amber Smith, Illinois St.	Fr.	SP/RP	54	17	0.31
14. Amanda Peek, Cal St. Northridge	Fr.	INF	42	13	0.31
15. Ianeta Le`i, Brigham Young	Sr.	1B	65	20	0.31
16. Lacey Bertucci, La.-Lafayette	Jr.	1B	62	19	0.31
17. Jessica Els, UTSA	Sr.	C	49	15	0.31
18. Chelsi Lake, Baylor	Jr.	C	60	18	0.30
Susan Waters, North Texas	Jr.	3B	60	18	0.30
20. Maggie Wolfe, Hampton	Jr.	3B	54	16	0.30
21. Brittany Cantu, UTSA	Fr.	INF	47	13	0.28
22. Kelly Boyle, Siena	Jr.	SS	44	12	0.27
23. Cambria Miranda, Oregon St.	So.	OF	59	16	0.27
24. Aimee Murray, UTSA	Jr.	SS	48	13	0.27
25. Kaleigh Rafter, Detroit	So.	INF	45	12	0.27
26. Alexis Switenko, Syracuse	Sr.	SS	57	15	0.26
27. Lauren Cisneros, Creighton	Sr.	2B	50	13	0.26
28. Haley Woods, California	Sr.	C	62	16	0.26
29. Andrea Duran, UCLA	Sr.	3B	59	15	0.25
Jodie Legaspi, UCLA	Jr.	SS	59	15	0.25

Runs Batted In Per Game

Minimum 30 RBI

Rank, Name, Team	Cl.	Pos.	G	RBI	PG
1. Melanie Denischuk, UMBC	Jr.	1B	64	82	1.28
2. Ianeta Le`i, Brigham Young	Sr.	1B	65	82	1.26
3. Alexzandria Adversalo, Jackson St.	Jr.	INF	50	61	1.22
4. Kiera Fox, Manhattan	Sr.	SS	49	55	1.12
5. Ashley Lane, Hofstra	Jr.	OF	57	63	1.11
6. Danyele Gomez, La.-Lafayette	Sr.	OF	62	68	1.10
7. Whitney Mollica, Massachusetts	Fr.	3B	57	61	1.07
8. Tonya Callahan, Tennessee	So.	1B	70	73	1.04
9. Ashley Adams, Western Caro.	Jr.	OF	59	61	1.03
10. Whitney Haller, Georgia Tech	Fr.	1B	70	72	1.03
11. Meagen Johnson, Coastal Caro.	Sr.	INF	55	56	1.02
12. Kristie Fox, Arizona	Jr.	SS	65	66	1.02
13. Rachel Folden, Marshall	So.	C	56	56	1.00
14. Megan McAllister, Georgia	Jr.	INF	65	64	0.98
15. Serena Settlemier, Kansas	Sr.	SP	62	61	0.98
16. Maggie Wolfe, Hampton	Jr.	3B	54	53	0.98
17. Jessica Strickland, Colorado St.	Jr.	SP/RP	52	51	0.98
18. Amanda Horton, UTSA	Sr.	OF	51	50	0.98
19. Kristina Schmallen, New Mexico	Sr.	2B	54	52	0.96
20. Jessica Green, Marist	Fr.	OF	46	44	0.96
21. Ashley Williams, Liberty	So.	C	64	61	0.95
22. Ebony Stevenson, Jackson St.	So.	OF	53	50	0.94
23. Lacey Bertucci, La.-Lafayette	Jr.	1B	62	58	0.94
24. Kristi Durant, Tennessee	Sr.	DP	55	51	0.93
25. Amber Smith, Illinois St.	Fr.	SP/RP	54	50	0.93
26. Mandy Hill, Portland St.	So.	DP	50	46	0.92
27. Lacy Wood, Louisville	Sr.	C	56	51	0.91
28. Staci Ramsey, Alabama	Sr.	3B	64	58	0.91
29. Kaitlin Cochran, Arizona St.	Fr.	OF	68	61	0.90
30. Samantha Ricketts, Oklahoma	Fr.	C	57	51	0.89
* Jennifer Nolan, Kennesaw St.	Jr.	SS	55	53	0.96

Stolen Bases Per Game

Minimum 20 Stolen Bases

Rank, Name, Team	Cl.	Pos.	G	SB	SBA	PG
1. Sarina Noack, Northwestern St.	Sr.	OF	53	50	54	0.94
2. Kali Shirk, UMBC	So.	OF	65	41	44	0.63
3. Ashley Parker, Texas Tech	Jr.	OF	54	34	38	0.63
4. Kate Haber, Vermont	Jr.	SS	37	23	26	0.62
5. Lindsay Stanley, UAB	Jr.	OF	53	32	40	0.60
6. Caitlin Lowe, Arizona	Jr.	OF	56	33	35	0.59
7. Callie Rhodes, Virginia Tech	Jr.	OF	58	34	38	0.59
8. Brittany Rogers, Alabama	Fr.	OF	65	38	47	0.58
9. Jessica Yoachim, Nebraska	Sr.	3B	56	32	32	0.57
10. Kellie Middleton, Georgia	Jr.	OF	69	39	46	0.57
11. Tara Miller, Loyola (Ill.)	Jr.	OF	61	34	46	0.56
12. Sara Zilles, Akron	Sr.	INF	51	28	31	0.55
13. Shanita Black, Ga. Southern	Sr.	OF	70	38	44	0.54
14. Jessica Huffman, Campbell	Jr.	OF	59	32	35	0.54
15. Chanze Patterson, Eastern Ky.	So.	C	62	31	33	0.50

Rank, Name, Team	Cl.	Pos.	G	SB	SBA	PG
Tara Harbert, Colorado St.	Sr.	2B	52	26	27	0.50
Amber Maisonet, Albany (N.Y.)	So.	OF	50	25	29	0.50
18. Maria Browne, Quinnipiac	Sr.	OF	55	27	34	0.49
19. Tracey Deleon, Florida Int'l	So.	2B	49	24	32	0.49
20. Nikki Lilly, Prairie View	Jr.	OF	43	21	24	0.49
21. Tiffany Bowser, Bethune-Cookman	Sr.	2B	51	24	26	0.47
22. Cassandra Petway, Norfolk St.	Jr.	INF	49	23	27	0.47
23. Dee Dee Henderson, LSU	So.	OF	60	28	32	0.47
24. Ashley Charters, Washington	So.	INF	59	27	29	0.46
25. Deomni Murray, Florida Int'l	Jr.	OF	53	24	31	0.45
26. Jeannie Cochran, Chattanooga	Jr.	OF	62	28	30	0.45
27. Nycole Koyano, Ohio St.	Jr.	INF	58	26	32	0.45
28. Michelle Smith, Arizona St.	Jr.	OF	67	30	31	0.45
29. Elizabeth Aumua, Nebraska	Sr.	OF	56	25	29	0.45
30. Sherrel Fountain, Stetson	Jr.	OF	61	27	30	0.44
* Ryan Washington, Longwood	So.	3B	46	23	29	0.50

Bases on Balls Per Game

Minimum 20 Bases on Balls

Rank, Name, Team	Cl.	Pos.	G	BB	PG
1. Jenna Hall, Illinois	Sr.	1B	53	60	1.13
2. Hillaree Bennett, Loyola Marymount	Fr.	OF	51	49	0.96
3. Melissa Sanchez, UC Riverside	Sr.	3B	44	36	0.82
4. Ashlyn Russell, Brigham Young	Sr.	3B	62	50	0.81
5. Allyson McCubbins, Western Caro.	Fr.	C	61	49	0.80
6. Heather Shove, Jackson St.	So.	—	53	42	0.79
7. Christina Clark, Fresno St.	Sr.	SS	56	43	0.77
8. Amy Hosier, Georgia Tech	Sr.	OF	69	52	0.75
9. Amanda Cody, Wright St.	Jr.	DP	39	29	0.74
10. Ericka Hansen, UC Santa Barb.	So.	C	46	34	0.74
11. Katie Torres, Tulsa	Sr.	1B	58	42	0.72
12. Megan Gibson, Texas A&M	So.	INF	53	38	0.72
13. Lauren Hines, Indiana	Sr.	OF	56	40	0.71
14. Garland Cooper, Northwestern	Jr.	1B	65	46	0.71
15. Christy Uribe, Prairie View	Jr.	INF	45	31	0.69
16. Stephanie VanBrakle, Alabama	Sr.	SP	60	41	0.68
17. Alicia Massei, San Diego	Jr.	1B	35	23	0.66
18. J.J. Thornberry, Cleveland St.	Sr.	C	52	34	0.65
19. Sara Mason, San Diego	Sr.	C	46	30	0.65
20. Jennifer Curtier, Pacific	Jr.	1B	51	33	0.65
21. Lauren Boone, Sam Houston St.	Sr.	INF	48	31	0.65
22. Meagen Johnson, Coastal Caro.	Sr.	INF	55	35	0.64
23. Angie Coteat, Troy	Jr.	OF	71	45	0.63
24. Laura Klaiber, Fordham	So.	SS	60	38	0.63
25. Kathleen Housman, Mt. St. Mary's	Sr.	INF	54	34	0.63
26. Holly Tankersley, La.-Lafayette	Jr.	SP	51	32	0.63
27. Christine Eggers, Dayton	So.	INF	48	30	0.63
28. Kristina McCain, Auburn	Jr.	3B	58	36	0.62
29. Brooke Marnitz, Kentucky	Jr.	SS	50	31	0.62
30. Ashley Lane, Hofstra	Jr.	OF	57	35	0.61
Meghan McCoy, Georgia St.	Sr.	DP	57	35	0.61
* Cambria McKay, Kennesaw St.	Sr.	C	55	42	0.76
* Kelli Rutenbar, North Fla.	Jr.	C	57	38	0.67

Toughest to Strikeout

Minimum 2.0 At-Bats Per Game and 70 Total At-Bats

Rank, Name, Team	Cl.	Pos.	G	AB	SO	SO Avg.
1. Cidney Chester, South Carolina St.	Jr.	OF	43	138	4	34.5
2. Stephanie Steel, Princeton	Jr.	OF	49	154	5	30.8
3. Julia Jacoby, Fairfield	So.	OF	60	202	7	28.9
4. Stephanie Zellner, Oakland	Sr.	INF	58	168	6	28.0
5. Jennifer Yee, Niagara	Fr.	SS	45	133	5	26.6
6. Keri Meyer, Robert Morris	Sr.	INF	43	132	5	26.4
7. Gina Muratori, Toledo	Sr.	SS	49	155	6	25.8
8. Christine Ramos, UC Santa Barb.	Fr.	2B	46	153	6	25.5
9. Jayme Elliott, Holy Cross	So.	OF	40	122	5	24.4
10. Katie Powell, Delaware St.	Jr.	SS	55	186	8	23.3
11. Erika Acosta, Texas Southern	Fr.	INF	49	148	7	21.1
Sandyn Short, Eastern Ill.	Jr.	C	49	148	7	21.1
13. Brittany Loisel, Rutgers	Fr.	INF	52	169	8	21.1
14. Jackie Dempsey, Villanova	So.	2B	53	165	8	20.6
15. Katie Richards, Lipscomb	So.	INF	42	101	5	20.2
16. Tamani Wells, San Diego St.	So.	OF	49	121	6	20.2
17. Stephanie Mosley, Sam Houston St.	Jr.	OF	45	141	7	20.1
18. Sam Pittman, Providence	So.	INF	49	154	8	19.3
19. Liz Fernandez, Morgan St.	So.	C	39	95	5	19.0
20. Amanda Morin, Massachusetts	Jr.	1B	57	189	10	18.9
21. Kristi Durant, Tennessee	Sr.	DP	55	168	9	18.7
22. Brooke Usher, Wichita St.	Jr.	2B	57	159	9	17.7
23. Meghan Morese, Villanova	Fr.	3B	53	176	10	17.6
Abby Robertson, Furman	Fr.	3B	66	176	10	17.6
25. Gianna Lopreato, Lafayette	Sr.	3B	48	123	7	17.6
26. Melissa Muehlenfeld, Birmingham-So.	Fr.	OF	49	121	7	17.3
27. Stacy May, Iowa	Sr.	SS	61	189	11	17.2
28. Kate Sullivan, Wis.-Green Bay	Sr.	C	35	103	6	17.2
29. Lauren Boone, Sam Houston St.	Sr.	INF	48	137	8	17.1
30. Aileen Morales, Georgia Tech	So.	2B	70	219	13	16.8
* Ryan Washington, Longwood	So.	3B	46	141	7	20.1
* Caitlin Miller, North Fla.	So.	C	53	145	8	18.1

Sacrifice Hits Per Game

Minimum 15 Sacrifice Hits

Rank, Name, Team	Cl.	Pos.	G	SH	PG
1. Jamie Reiss, Creighton	Jr.	INF	47	28	0.60
2. Teresa Leyden, Penn	Jr.	OF	38	20	0.53
3. Sojourner Moody, Georgia	So.	OF	58	28	0.48
4. Kim Olmstead, Colgate	Sr.	OF	39	17	0.44
5. Grace Luginbuhl, Cleveland St.	Sr.	SP	49	21	0.43
6. Crystal Herman, Robert Morris	Sr.	OF	40	17	0.43
7. Kelley Bretscher, Mercer	Jr.	INF	54	22	0.41
Amber Patton, DePaul	Fr.	3B	54	22	0.41
9. Niki Bails, Lipscomb	So.	OF	48	19	0.40
10. Karen Korb, Valparaiso	Fr.	OF	51	20	0.39
11. Jessica Hejna, UC Santa Barb.	Jr.	OF	46	18	0.39
12. Theresa Boruta, Wisconsin	Fr.	INF	43	16	0.37
13. Stefanie Gozdziewski, Manhattan	Jr.	OF	50	17	0.34
14. Heather Pritchard, Western Caro.	Fr.	SS	60	20	0.33
15. Candice Tatum, Howard	Jr.	INF	49	16	0.33
Jamie Yee, UC Riverside	Sr.	OF	49	16	0.33
17. Katie Speiser, Tennessee Tech	So.	3B	65	21	0.32
18. Erin St. Ledger, East Caro.	So.	2B	62	20	0.32
19. Megan Arns, Minnesota	So.	INF	50	16	0.32
Cassey Kemna, Evansville	So.	3B	50	16	0.32
21. Caitlyn Lynch, Oakland	Fr.	INF	57	18	0.32
22. Amy Douglas, Western Ill.	Jr.	OF	54	17	0.31
23. Keli Leong, Columbia	Fr.	SS	48	15	0.31
Ashley Oxendine, North Carolina	So.	OF	64	20	0.31
25. Ashley Griffin, Auburn	Sr.	SS	58	18	0.31
26. Krystle Coleman, Morehead St.	Jr.	OF	52	16	0.31
27. Joni Lockridge, Furman	Sr.	2B	59	18	0.31
Rebecca McIntire, Mississippi	Sr.	INF	59	18	0.31
29. Meghan Wolfer, Penn St.	Jr.	OF	53	16	0.30
30. Cassie Cresswell, Southern Utah	Fr.	OF	60	18	0.30
Ann Sievert, Valparaiso	Sr.	OF	50	15	0.30
* Kiley Schwedhelm, South Dakota St.	So.	INF	59	20	0.34

Hit By Pitch Per Game

Minimum 10 HBP

Rank, Name, Team	Cl.	Pos.	G	HBP	PG
1. Christine Echols, Louisiana Tech	Jr.	C	47	25	0.53
2. Marian Davis, Ohio	Jr.	C	61	26	0.43
3. Tricia Lilley, Purdue	Sr.	INF	59	21	0.36
4. Crystal Vieyra, Cal St. Fullerton	So.	INF	57	19	0.33
5. Vanessa Mejia, Long Island	So.	INF	55	16	0.29
6. Lacey Leadbetter, Texas-Arlington	Sr.	C	42	12	0.29
7. Andrea Rogers, UAB	Fr.	C	53	15	0.28
8. Meghan Cooper, Kentucky	Sr.	3B	57	16	0.28
9. Kristie Martinez, UC Riverside	So.	SS	49	13	0.27
10. Deb Munson, Central Conn. St.	Sr.	C	46	12	0.26
11. Jaclyn Vanore, Wagner	Fr.	OF	47	12	0.26
12. Liane Horiuchi, Tennessee	Fr.	2B	71	18	0.25
13. Camille Harris, LSU	Sr.	OF	69	16	0.23
Kellie Middleton, Georgia	Jr.	OF	69	16	0.23
15. Tara Miller, Loyola (Ill.)	Jr.	OF	61	14	0.23
16. Ashley Westphal, Stony Brook	So.	OF	49	11	0.22
17. Akoua Lonergan, Seton Hall	Sr.	OF	54	12	0.22
Keshia Robinson, Coppin St.	Fr.	1B	45	10	0.22
19. Grace Leutele, Michigan	Sr.	3B	59	13	0.22
20. Tiffany Bowser, Bethune-Cookman	Sr.	2B	51	11	0.22
21. Kristen Amegin, Northwestern	Sr.	INF	65	14	0.22
22. Rose Barre, Binghamton	Sr.	SS	47	10	0.21
23. Erin Zilka, Buffalo	Fr.	OF	52	11	0.21
24. Kacy Krisman, Columbia	Jr.	INF	48	10	0.21
Lisa Williams, Drexel	Fr.	OF	48	10	0.21
26. Rachel Karos, Eastern Ill.	Sr.	INF	63	13	0.21
27. Lauren Haney, Lehigh	Jr.	DP	55	11	0.20
Sarah Milosek, Cleveland St.	Jr.	1B	50	10	0.20

Rank, Name, Team	Cl.	Pos.	G	HBP	PG
Erin Murtha, Cornell	Jr.	OF	55	11	0.20
30. Candice Baker, Cal St. Fullerton	Jr.	SP	61	12	0.20
* Nikki Sheldon, UC Davis	Jr.	INF	54	13	0.24

Earned-Run Average

Minimum 100 Innings Pitched

Rank, Name, Team	Cl.	Pos.	App.	IP	R	ER	ERA
1. Cat Osterman, Texas	Sr.	SP/RP	47	286.0	19	17	0.42
2. Chrissy Owens, Alabama	So.	SP/RP	33	154.0	28	15	0.68
3. Jennie Ritter, Michigan	Sr.	SP	42	272.2	41	30	0.77
4. Catherine Bishop, Louisville	Jr.	SP	44	242.1	49	27	0.78
5. Crystal Cox, North Carolina	Sr.	SP	42	265.2	54	31	0.82
6. Erin Snyder, Princeton	Sr.	SP/RP	24	151.2	23	18	0.83
7. Kristina Thorson, California	Sr.	SP/RP	53	302.0	43	36	0.83
8. Alicia Hollowell, Arizona	Sr.	SP	41	252.1	40	32	0.89
9. Emily Turner, LSU	Jr.	SP	39	233.0	49	31	0.93
10. Monica Abbott, Tennessee	Jr.	SP/RP	62	345.2	64	47	0.95
11. Brandice Balschmiter, Massachusetts	Fr.	SP/RP	49	289.1	73	40	0.97
12. Angela Tincher, Virginia Tech	So.	SP	45	256.1	52	37	1.01
13. Anjelica Selden, UCLA	So.	SP	44	282.2	55	43	1.06
14. Erica Demers, Stetson	Fr.	SP	37	206.2	35	32	1.08
15. Cassidy Scoggins, Southern Ill.	Jr.	SP/RP	43	225.1	49	35	1.09
16. Krysten Shumaker, Western Mich.	So.	SP	32	184.0	38	29	1.10
17. Megan Rigos, Marist	So.	SP	37	202.2	58	32	1.11
18. Bonnie Bynum, Tennessee Tech	Jr.	SP/RP	48	267.1	51	43	1.13
19. Lisa Sweeney, Lehigh	Fr.	SP/RP	37	196.2	48	32	1.14
20. Katherine Burkhart, Arizona St.	So.	SP/RP	44	268.2	59	44	1.15
21. Cristi Ecks, South Fla.	Fr.	SP/RP	49	224.1	63	37	1.15
22. Brittney Robinson, Kent St.	Jr.	SP/RP	50	282.0	68	47	1.17
23. Stephanie VanBrakle, Alabama	Sr.	SP	41	230.1	55	39	1.19
24. Kassie Humphreys, Kansas	Jr.	SP	44	234.2	57	40	1.19
25. Ashley Taylor, Radford	So.	SP	33	205.0	49	35	1.20
26. Kady Garrick, Louisville	So.	SP	29	111.0	20	19	1.20
27. Eileen Canney, Northwestern	Jr.	SP	44	262.2	60	45	1.20
28. Taryne Mowatt, Arizona	So.	SP/RP	27	163.2	35	30	1.28
29. Christine Doyle, Coastal Caro.	Jr.	SP	38	179.2	53	33	1.29
30. Jenna Balent, Maine	Fr.	SP/RP	32	171.1	51	33	1.35
31. Brianne McGowan, Oregon St.	Jr.	SP/RP	46	267.2	62	52	1.36
32. Bree Spence, South Fla.	So.	SP/RP	44	200.0	62	39	1.37
33. Megan Rhodes, Tennessee	So.	SP/RP	30	120.0	29	24	1.40
34. Desiree Serrano, Arizona St.	Sr.	SP/RP	33	173.1	48	35	1.41
35. Missy Beseres, Penn St.	Sr.	SP	34	191.2	51	39	1.42
36. Lisa Norris, North Carolina	Fr.	SP	26	122.2	33	25	1.43
37. Kasi Carroll, Georgia	Jr.	SP	43	224.1	79	46	1.44
38. Danielle Lawrie, Washington	Fr.	SP	45	257.2	70	53	1.44
39. Serena Settlemier, Kansas	Sr.	SP	30	150.1	47	31	1.44
40. Shaina Ervin, North Carolina St.	Jr.	SP/RP	33	164.1	37	34	1.45
41. Katie Ann Trahan, Texas St.	Sr.	SP/RP	37	231.2	72	48	1.45
42. Carly Kellam, Jacksonville St.	Sr.	SP	35	193.0	50	41	1.49
43. Liz Vrabel, Bowling Green	Sr.	SP	36	187.2	53	40	1.49
44. Ashley DeBuhr, Nebraska	Jr.	SP	41	229.1	58	49	1.50
45. Michelle Turner, Long Beach St.	Jr.	SP	40	236.2	77	51	1.51
46. Casey Halloran, Albany (N.Y.)	Jr.	SP	41	227.0	66	49	1.51
47. Rebecca Wojciak, Yale	Fr.	SP/RP	24	106.1	39	23	1.51
48. Mariangee Bogado, Indiana	Sr.	SP	41	225.2	63	49	1.52
49. Lorilyn Wilson, Michigan	Jr.	SP	24	109.2	29	24	1.53
50. Robin Mackin, Fresno St.	Fr.	SP	47	273.1	73	60	1.54

Strikeouts Per Seven Innings

Minimum 100 Innings Pitched

Rank, Name, Team	Cl.	Pos.	App.	IP	SO	SO/ 7 Inn.
1. Cat Osterman, Texas	Sr.	SP/RP	47	286.0	630	15.4
2. Angela Tincher, Virginia Tech	So.	SP	45	256.1	504	13.8
3. Cassie Cervantes, Sacramento St.	Fr.	SP	22	115.2	221	13.4
4. Erin Snyder, Princeton	Sr.	SP/RP	24	151.2	258	11.9
5. Alicia Hollowell, Arizona	Sr.	SP	41	252.1	420	11.7
6. Jennie Ritter, Michigan	Sr.	SP	42	272.2	451	11.6
7. Katherine Burkhart, Arizona St.	So.	SP/RP	44	268.2	420	10.9
8. Monica Abbott, Tennessee	Jr.	SP/RP	62	345.2	531	10.8
9. Taryne Mowatt, Arizona	So.	SP/RP	27	163.2	250	10.7
10. Kristina Thorson, California	Sr.	SP/RP	53	302.0	461	10.7
11. Danielle Lawrie, Washington	Fr.	SP	45	257.2	387	10.5
12. Brittney Robinson, Kent St.	Jr.	SP/RP	50	282.0	423	10.5
13. Stephanie VanBrakle, Alabama	Sr.	SP	41	230.1	345	10.5
14. Robin Mackin, Fresno St.	Fr.	SP	47	273.1	402	10.3
15. Eileen Canney, Northwestern	Jr.	SP	44	262.2	383	10.2
16. Anjelica Selden, UCLA	So.	SP	44	282.2	408	10.1
17. Kristen Schaus, Princeton	So.	SP/RP	28	171.2	244	9.9
18. Meagan Denny, Texas	So.	SP/RP	28	151.2	209	9.6
19. Courtney Piar, Canisius	Jr.	SP	31	133.1	181	9.5
20. Lisa Meissner, Wis.-Green Bay	Sr.	SP/RP	30	171.2	233	9.5
21. Erin Horn, Virginia	Sr.	SP/RP	37	141.1	190	9.4
22. Ashley DeBuhr, Nebraska	Jr.	SP	41	229.1	304	9.3
23. Mariangee Bogado, Indiana	Sr.	SP	41	225.2	299	9.3
24. Caitlin Noble, Washington	So.	SP	31	159.2	211	9.2
25. Meghan Dyer, Utah	Jr.	SP/RP	31	155.2	205	9.2
26. Courtnay Foster, Northwestern	Sr.	SP	35	185.1	243	9.2
27. Holly Currie, Auburn	Jr.	SP/RP	42	219.0	286	9.1
28. Krysten Shumaker, Western Mich.	So.	SP	32	184.0	239	9.1
29. Desiree Serrano, Arizona St.	Sr.	SP/RP	33	173.1	223	9.0
30. Elizabeth Hyman, Georgia St.	Sr.	SP	38	203.0	260	9.0

Victories

Rank, Name, Team	Cl.	Pos.	App.	IP	W	L	Pct.
1. Monica Abbott, Tennessee	Jr.	SP/RP	62	345.2	44	10	.815
2. Cat Osterman, Texas	Sr.	SP/RP	47	286.0	38	4	.905
3. Kristina Thorson, California	Sr.	SP/RP	53	302.0	36	10	.783
4. Anjelica Selden, UCLA	So.	SP	44	282.2	35	7	.833
5. Alicia Hollowell, Arizona	Sr.	SP	41	252.1	32	5	.865
Brandice Balschmiter, Massachusetts	Fr.	SP/RP	49	289.1	32	9	.780
7. Jennie Ritter, Michigan	Sr.	SP	42	272.2	31	8	.795
Bonnie Bynum, Tennessee Tech	Jr.	SP/RP	48	267.1	31	10	.756
Brittney Robinson, Kent St.	Jr.	SP/RP	50	282.0	31	13	.705
10. Catherine Bishop, Louisville	Jr.	SP	44	242.1	30	7	.811
Kasi Carroll, Georgia	Jr.	SP	43	224.1	30	7	.811
Katherine Burkhart, Arizona St.	So.	SP/RP	44	268.2	30	8	.789
Tiffany McDonald, Florida St.	So.	SP	57	329.2	30	19	.612
14. Brianne McGowan, Oregon St.	Jr.	SP/RP	46	267.2	29	9	.763
15. Stephanie VanBrakle, Alabama	Sr.	SP	41	230.1	28	6	.824
Emily Turner, LSU	Jr.	SP	39	233.0	28	9	.757
Robin Mackin, Fresno St.	Fr.	SP	47	273.1	28	14	.667
18. Erica Demers, Stetson	Fr.	SP	37	206.2	27	6	.818
Crystal Cox, North Carolina	Sr.	SP	42	265.2	27	10	.730
Casey Halloran, Albany (N.Y.)	Jr.	SP	41	227.0	27	10	.730
Heather Booth, Notre Dame	Sr.	SP/RP	48	261.1	27	12	.692
Brittany Weil, Iowa	Fr.	SP	51	296.0	27	16	.628
23. Ashley Kirchberg, La.-Lafayette	Sr.	SP	33	187.0	26	3	.897
Lisa Sweeney, Lehigh	Fr.	SP/RP	37	196.2	26	6	.813
Eileen Canney, Northwestern	Jr.	SP	44	262.2	26	9	.743
Angela Tincher, Virginia Tech	So.	SP	45	256.1	26	9	.743
Ashley DeBuhr, Nebraska	Jr.	SP	41	229.1	26	10	.722
Michelle Turner, Long Beach St.	Jr.	SP	40	236.2	26	11	.703
Cassidy Scoggins, Southern Ill.	Jr.	SP/RP	43	225.1	26	12	.684
Summer Tobias, Brigham Young	Sr.	SP	44	225.0	26	13	.667
Keli Harrell, East Caro.	Jr.	SP/RP	46	255.2	26	15	.634

Saves

Rank, Name, Team	Cl.	Pos.	App.	IP	SV
1. Melissa Porche, Missouri St.	So.	SP	35	154.1	7
2. Whitney Haller, Georgia Tech	Fr.	1B	25	45.2	6
Lindsay Rittenhouse, La.-Monroe	So.	SP/RP	37	102.2	6
Andrea Zappia, Valparaiso	So.	SP/RP	45	148.0	6
5. Kristan Morton, Centenary (La.)	So.	SP	28	56.2	5
Coty Tolar, Virginia	Jr.	SP/RP	29	91.0	5
Krysten Shumaker, Western Mich.	So.	SP	32	184.0	5
Cassie Heller, Drake	Jr.	SP/RP	36	133.0	5
Stacey Nelson, Florida	Fr.	SP/RP	39	186.0	5
Holly Currie, Auburn	Jr.	SP/RP	42	219.0	5
Cristi Ecks, South Fla.	Fr.	SP/RP	49	224.1	5
Kristina Thorson, California	Sr.	SP/RP	53	302.0	5
13. Lisa Gorzycki, Texas A&M	Jr.	OF	18	43.2	4
Amy Belonick, Hofstra	Sr.	SP/RP	20	26.2	4
Ashley Esparza, Penn St.	So.	SP	21	98.0	4
Kristen Allen, Pacific	Sr.	INF	22	73.0	4
Elizabeth Pennino, Manhattan	Jr.	SP/RP	26	73.0	4
Teri Fister, Appalachian St.	Fr.	SP/RP	27	62.2	4
Megan Hair, Michigan St.	Fr.	SP	27	87.1	4
Nikki Denman, Eastern Mich.	Sr.	DP	27	119.2	4
Lesley Noel, Michigan St.	So.	SP	31	127.1	4
Britney Thompson, Boston College	Jr.	SP/RP	33	113.2	4
Jessica Trueblood, Kentucky	Fr.	SP	34	152.1	4
Hayley Wiemer, Bowling Green	Fr.	SP	35	157.0	4
Erin Horn, Virginia	Sr.	SP/RP	37	141.1	4
Lisa Sweeney, Lehigh	Fr.	SP/RP	37	196.2	4
Megan Rigos, Marist	So.	SP	37	202.2	4
Karina Cannon, Utah	Jr.	SP/RP	39	179.1	4

Rank, Name, Team	Cl.	Pos.	App.	IP	SV
Lacey Richardson, Georgia Tech	Fr.	SP	40	115.2	4
Trish White, Middle Tenn.	Jr.	OF	40	127.2	4
Katy Henry, Arkansas	So.	SP/RP	43	218.1	4
Lisa Ferguson, Baylor	Jr.	SP/RP	43	221.1	4
Cassidy Scoggins, Southern Ill.	Jr.	SP/RP	43	225.1	4

Rank, Name, Team	Cl.	Pos.	App.	IP	SV
Erin Crawford, Texas Tech	Sr.	SP	44	182.0	4
Kassie Humphreys, Kansas	Jr.	SP	44	234.2	4
Bonnie Bynum, Tennessee Tech	Jr.	SP/RP	48	267.1	4
Tiffany McDonald, Florida St.	So.	SP	57	329.2	4
* Andrea Moss, Kennesaw St.	Jr.	SP/RP	20	36.2	6

2006 Division I Team Leaders

*(*Team was reclassifying to Division I in 2006)*

Batting Average

Rank, Team	G	W-L-T	AB	H	BA
1. Tennessee	73	61-12	1,937	662	.342
2. Jackson St.	53	26-27	1,432	485	.339
3. Delaware St.	56	34-22	1,552	508	.327
4. Massachusetts	57	41-16	1,444	467	.323
5. UMBC	66	46-20	1,783	573	.321
6. Colorado St.	52	26-26	1,490	476	.319
7. Georgia	69	54-15	1,830	582	.318
8. Howard	53	26-27	1,400	438	.313
9. Arizona	65	54-11	1,732	538	.311
10. Oklahoma	62	40-21-1	1,687	524	.311
11. Brigham Young	65	43-22	1,735	537	.310
12. Robert Morris	45	26-19	1,220	377	.309
13. Charlotte	55	42-13	1,422	435	.306
14. Georgia Tech	70	48-22	1,823	557	.306
15. Hampton	54	32-22	1,479	451	.305
16. LSU	69	55-14	1,738	529	.304
17. La.-Lafayette	62	50-12	1,675	509	.304
18. UTSA	51	37-14	1,406	426	.303
19. Albany (N.Y.)	50	36-13-1	1,272	385	.303
20. New Mexico	54	23-31	1,423	427	.300
21. Alabama	65	54-11	1,642	492	.300
22. Penn	44	18-26	1,217	363	.298
23. Fresno St.	56	37-19	1,495	445	.298
24. Wagner	55	35-20	1,459	434	.297
25. Hawaii	54	32-22	1,443	429	.297
26. Baylor	60	38-22	1,552	460	.296
27. Mt. St. Mary's	56	31-25	1,585	469	.296
28. Stanford	60	42-18	1,576	466	.296
29. Fordham	60	37-23	1,673	492	.294
30. Florida St.	74	44-30	1,944	571	.294
31. Utah	61	40-21	1,618	474	.293
32. San Diego St.	49	34-15	1,264	370	.293
33. St. Peter's	48	23-24-1	1,303	381	.292
34. Stetson	61	45-16	1,613	471	.292
35. Notre Dame	63	42-21	1,692	492	.291
36. California	62	48-14	1,650	479	.290
37. Centenary (La.)	56	31-25	1,478	427	.289
38. UCLA	59	50-9	1,568	453	.289
39. Cleveland St.	53	38-15	1,337	386	.289
40. Syracuse	57	36-21	1,462	422	.289
41. Southern Utah	66	34-32	1,742	501	.288
42. Manhattan	50	26-24	1,294	372	.287
43. Marist	46	33-13	1,218	349	.287
44. Sacramento St.	55	35-20	1,456	417	.286
45. Memphis	54	28-26	1,438	410	.285
46. Marshall	56	33-23	1,477	421	.285
47. Louisiana Tech	50	18-32	1,234	350	.284
48. Tennessee Tech	65	50-15	1,672	474	.283
49. Col. of Charleston	59	29-30	1,570	445	.283
50. Western Caro.	61	41-20	1,627	461	.283
* Kennesaw St.	55	38-17	1,504	458	.305

Slugging Percentage

Rank, Team	G	W-L-T	AB	TB	Slg. Pct.
1. UTSA	51	37-14	1,406	808	.575
2. La.-Lafayette	62	50-12	1,675	905	.540
3. UMBC	66	46-20	1,783	945	.530
4. Jackson St.	53	26-27	1,432	710	.496
5. Georgia Tech	70	48-22	1,823	903	.495
6. Colorado St.	52	26-26	1,490	731	.491
7. Georgia	69	54-15	1,830	897	.490
8. Delaware St.	56	34-22	1,552	758	.488
9. Baylor	60	38-22	1,552	754	.486
10. Massachusetts	57	41-16	1,444	697	.483
11. UCLA	59	50-9	1,568	751	.479
12. Western Caro.	61	41-20	1,627	775	.476
13. Hampton	54	32-22	1,479	696	.471
14. Arizona	65	54-11	1,732	810	.468
15. Brigham Young	65	43-22	1,735	811	.467
16. Southern Utah	66	34-32	1,742	813	.467
17. Tennessee	73	61-12	1,937	899	.464
18. Oklahoma	62	40-21-1	1,687	780	.462
19. LSU	69	55-14	1,738	800	.460
20. Nicholls St.	56	23-33	1,462	670	.458
21. Marist	46	33-13	1,218	558	.458
22. Alabama	65	54-11	1,642	746	.454
23. Albany (N.Y.)	50	36-13-1	1,272	576	.453
24. Illinois St.	54	38-16	1,333	601	.451
25. Syracuse	57	36-21	1,462	658	.450
26. Fordham	60	37-23	1,673	746	.446
27. New Mexico	54	23-31	1,423	634	.446
28. Charlotte	55	42-13	1,422	633	.445
29. Jacksonville St.	58	43-15	1,606	714	.445
30. Oregon St.	59	43-16	1,549	683	.441
31. UTEP	55	23-32	1,435	632	.440
32. Liberty	64	41-23	1,732	762	.440
33. Hawaii	54	32-22	1,443	634	.439
34. UNC Wilmington	61	33-28	1,684	739	.439
35. Southern Ill.	48	35-13	1,220	534	.438
36. Kent St.	57	33-24	1,460	639	.438
37. Robert Morris	45	26-19	1,220	533	.437
38. Marshall	56	33-23	1,477	645	.437
39. Howard	53	26-27	1,400	610	.436
40. Tennessee Tech	65	50-15	1,672	727	.435
41. Cal St. Fullerton	61	37-24	1,535	664	.433
42. Stony Brook	50	25-25	1,281	552	.431
43. Temple	45	22-23	1,112	479	.431
44. Southeast Mo. St.	52	28-24	1,350	579	.429
45. Notre Dame	63	42-21	1,692	725	.428
46. Hofstra	57	37-20	1,552	662	.427
47. Fresno St.	56	37-19	1,495	634	.424
48. Penn	44	18-26	1,217	516	.424
49. Coastal Caro.	60	38-22	1,530	648	.424
50. Long Island	57	34-23	1,486	628	.423
* Kennesaw St.	55	38-17	1,504	659	.438

Scoring

Rank, Team	G	W-L-T	R	PG
1. La.-Lafayette	62	50-12	437	7.05
2. UMBC	66	46-20	443	6.71
3. Delaware St.	56	34-22	356	6.36
4. Georgia Tech	70	48-22	428	6.11
5. Georgia	69	54-15	414	6.00
6. Tennessee	73	61-12	437	5.99
7. Albany (N.Y.)	50	36-13-1	289	5.78
8. Brigham Young	65	43-22	368	5.66
9. Jackson St.	53	26-27	299	5.64
10. Howard	53	26-27	297	5.60
11. Oklahoma	62	40-21-1	347	5.60
12. Alabama	65	54-11	363	5.58
13. Hofstra	57	37-20	318	5.58
14. Massachusetts	57	41-16	315	5.53
15. Fordham	60	37-23	329	5.48
16. Hampton	54	32-22	296	5.48
17. UTSA	51	37-14	278	5.45

Rank, Team	G	W-L-T	R	PG
18. Arizona	65	54-11	350	5.38
19. Western Caro.	61	41-20	322	5.28
20. Southern Utah	66	34-32	343	5.20
21. Colorado St.	52	26-26	267	5.13
22. LSU	69	55-14	350	5.07
23. Florida A&M	65	40-25	327	5.03
24. Centenary (La.)	56	31-25	280	5.00
25. Illinois St.	54	38-16	267	4.94
26. Manhattan	50	26-24	247	4.94
27. UCLA	59	50-9	290	4.92
28. Baylor	60	38-22	294	4.90
29. Fresno St.	56	37-19	274	4.89
30. Charlotte	55	42-13	269	4.89
UTEP	55	23-32	269	4.89
Wagner	55	35-20	269	4.89
33. Mt. St. Mary's	56	31-25	271	4.84
34. Southern U.	50	26-24	241	4.82
35. New Mexico	54	23-31	260	4.81
36. Syracuse	57	36-21	274	4.81
37. Nebraska	56	44-12	269	4.80
38. Illinois	55	24-31	264	4.80
39. San Diego St.	49	34-15	234	4.78
40. Stony Brook	50	25-25	238	4.76
41. Memphis	54	28-26	256	4.74
42. Hawaii	54	32-22	253	4.69
43. Marist	46	33-13	215	4.67
44. Col. of Charleston	59	29-30	275	4.66
45. Louisiana Tech	50	18-32	232	4.64
46. St. Francis (Pa.)	55	20-35	255	4.64
47. Robert Morris	45	26-19	208	4.62
48. Norfolk St.	54	21-33	249	4.61
49. Marshall	56	33-23	257	4.59
50. Louisville	56	45-11	256	4.57
* Kennesaw St.	55	38-17	285	5.18

Doubles Per Game

Rank, Team	G	W-L-T	2B	PG
1. Jackson St.	53	26-27	106	2.00
2. Delaware St.	56	34-22	97	1.73
3. Nicholls St.	56	23-33	95	1.70
4. St. Francis (Pa.)	55	20-35	85	1.55
5. St. Peter's	48	23-24-1	74	1.54
Western Mich.	48	34-14	74	1.54
7. Massachusetts	57	41-16	86	1.51
8. Jacksonville St.	58	43-15	86	1.48
9. Southeast Mo. St.	52	28-24	77	1.48
10. LSU	69	55-14	102	1.48
11. UMBC	66	46-20	97	1.47
12. Fairfield	60	32-27-1	88	1.47
13. Georgia	69	54-15	101	1.46
14. Oklahoma St.	50	21-29	73	1.46
15. UNC Wilmington	61	33-28	87	1.43
16. New Mexico	54	23-31	77	1.43
17. Stephen F. Austin	47	20-27	67	1.43
18. Colorado St.	52	26-26	74	1.42
19. Howard	53	26-27	75	1.42
20. Georgia Tech	70	48-22	99	1.41
21. Notre Dame	63	42-21	89	1.41
22. Fresno St.	56	37-19	79	1.41
23. Providence	49	29-19-1	69	1.41
24. Illinois St.	54	38-16	76	1.41
25. Colgate	42	17-25	59	1.40
26. Rhode Island	47	20-27	66	1.40
27. Harvard	45	20-24	63	1.40
28. Louisville	56	45-11	77	1.38
29. Oklahoma	62	40-21-1	85	1.37
30. Texas-Arlington	54	32-22	74	1.37
Hampton	54	32-22	74	1.37
32. Nevada	66	33-33	90	1.36
Wagner	55	35-20	75	1.36
34. Marshall	56	33-23	76	1.36
35. Connecticut	48	19-29	65	1.35
Southern Ill.	48	35-13	65	1.35
37. Fordham	60	37-23	81	1.35
Bowling Green	60	37-23	81	1.35
39. Penn	44	18-26	59	1.34
40. Princeton	53	34-19	71	1.34
41. Alabama	65	54-11	87	1.34
42. Indiana St.	51	25-26	68	1.33
43. Liberty	64	41-23	85	1.33
44. Towson	61	33-28	81	1.33
45. James Madison	52	24-28	69	1.33
46. Michigan	59	44-15	78	1.32
47. Mt. St. Mary's	56	31-25	74	1.32
48. Cal Poly	50	27-23	66	1.32
Albany (N.Y.)	50	36-13-1	66	1.32
50. Temple	45	22-23	59	1.31

Triples Per Game

Rank, Team	G	W-L-T	3B	PG
1. Albany (N.Y.)	50	36-13-1	25	0.50
2. Southern Utah	66	34-32	31	0.47
3. Lehigh	57	43-14	24	0.42
4. Florida St.	74	44-30	29	0.39
5. Maryland	59	32-27	23	0.39
6. George Washington	52	24-28	19	0.37
7. Southern U.	50	26-24	18	0.36
8. Jackson St.	53	26-27	19	0.36
9. Charlotte	55	42-13	19	0.35
10. Mississippi Val.	53	23-30	18	0.34
11. Western Ill.	56	22-33-1	18	0.32
12. Howard	53	26-27	17	0.32
13. Birmingham-So.	49	28-21	15	0.31
14. Mississippi St.	61	33-28	18	0.30
15. Southern Ill.	48	35-13	14	0.29
16. Louisville	56	45-11	16	0.29
Missouri St.	56	40-16	16	0.29
18. Oregon	53	24-29	15	0.28
Cleveland St.	53	38-15	15	0.28
20. San Diego	46	22-24	13	0.28
21. Delaware	57	33-24	16	0.28
22. Cal Poly	50	27-23	14	0.28
Oklahoma St.	50	21-29	14	0.28
24. Norfolk St.	54	21-33	15	0.28
Hampton	54	32-22	15	0.28
26. Charleston So.	55	14-40-1	15	0.27
27. Valparaiso	52	22-30	14	0.27
28. Mt. St. Mary's	56	31-25	15	0.27
29. Northwestern St.	60	28-32	16	0.27
Monmouth	45	20-25	12	0.27
31. Massachusetts	57	41-16	15	0.26
32. Cal St. Fullerton	61	37-24	16	0.26
Stetson	61	45-16	16	0.26
34. Louisiana Tech	50	18-32	13	0.26
35. Maine	54	35-19	14	0.26
36. Ohio St.	62	39-23	16	0.26
37. Georgia	69	54-15	17	0.25
38. Oklahoma	62	40-21-1	15	0.24
39. Florida Int'l	58	30-28	14	0.24
40. Pittsburgh	59	32-27	14	0.24
UCLA	59	50-9	14	0.24
42. Portland St.	55	37-18	13	0.24
43. Texas	64	55-9	15	0.23
44. North Texas	60	22-38	14	0.23
Fairfield	60	32-27-1	14	0.23
Stanford	60	42-18	14	0.23
47. South Carolina St.	43	8-35	10	0.23
48. Fresno St.	56	37-19	13	0.23
49. Utah	61	40-21	14	0.23
50. St. Peter's	48	23-24-1	11	0.23
* Northern Colo.	46	12-34	16	0.35

Home Runs Per Game

Rank, Team	G	W-L-T	HR	PG
1. UTSA	51	37-14	105	2.06
2. La.-Lafayette	62	50-12	102	1.65
3. Western Caro.	61	41-20	81	1.33
4. UMBC	66	46-20	83	1.26
5. UCLA	59	50-9	67	1.14
6. Baylor	60	38-22	68	1.13
7. Georgia Tech	70	48-22	75	1.07
8. UTEP	55	23-32	57	1.04
9. Liberty	64	41-23	66	1.03
10. Marist	46	33-13	47	1.02
11. Colorado St.	52	26-26	53	1.02
12. Oregon St.	59	43-16	58	0.98
13. Kent St.	57	33-24	56	0.98
14. Arizona St.	68	53-15	66	0.97
15. Brigham Young	65	43-22	63	0.97

Rank, Team	G	W-L-T	HR	PG
16. Coastal Caro.	60	38-22	58	0.97
17. Jacksonville St.	58	43-15	56	0.97
18. Arizona	65	54-11	62	0.95
19. Cal St. Fullerton	61	37-24	58	0.95
20. Nicholls St.	56	23-33	53	0.95
21. Illinois St.	54	38-16	51	0.94
22. Stony Brook	50	25-25	47	0.94
23. UNC Wilmington	61	33-28	57	0.93
24. Syracuse	57	36-21	51	0.89
25. Illinois	55	24-31	49	0.89
26. Fordham	60	37-23	53	0.88
27. Southern Utah	66	34-32	58	0.88
28. Portland St.	55	37-18	48	0.87
29. Hampton	54	32-22	47	0.87
30. Georgia	69	54-15	60	0.87
31. Evansville	50	24-26	43	0.86
32. Hofstra	57	37-20	49	0.86
33. Tennessee Tech	65	50-15	54	0.83
34. Southeast Mo. St.	52	28-24	43	0.83
35. Georgia St.	57	29-28	47	0.82
36. Marshall	56	33-23	46	0.82
37. North Carolina St.	71	50-21	58	0.82
38. Northwestern	65	50-15	53	0.82
39. Michigan	59	44-15	47	0.80
40. Kansas	62	36-26	49	0.79
41. Alabama	65	54-11	51	0.78
42. Hawaii	54	32-22	42	0.78
43. Texas A&M	53	34-19	41	0.77
44. Delaware St.	56	34-22	43	0.77
45. Oklahoma	62	40-21-1	47	0.76
46. Robert Morris	45	26-19	34	0.76
47. Long Island	57	34-23	43	0.75
48. Boston College	48	22-26	36	0.75
Texas St.	56	34-22	42	0.75
50. Cal St. Northridge	42	22-20	31	0.74

Stolen Bases Per Game

Rank, Team	G	W-L-T	SB	PG
1. Cleveland St.	53	38-15	107	2.02
2. Alabama	65	54-11	131	2.02
3. Georgia Tech	70	48-22	138	1.97
4. Florida Int'l	58	30-28	109	1.88
5. Baylor	60	38-22	112	1.87
6. Southern U.	50	26-24	91	1.82
7. Texas	64	55-9	108	1.69
8. Loyola (Ill.)	61	20-41	101	1.66
9. Tennessee	73	61-12	118	1.62
10. Nebraska	56	44-12	87	1.55
11. Southern Miss.	67	29-38	103	1.54
12. Centenary (La.)	56	31-25	86	1.54
13. Virginia Tech	60	39-21	92	1.53
14. Southern Utah	66	34-32	101	1.53
15. Missouri St.	56	40-16	85	1.52
16. Virginia	55	29-26	83	1.51
17. Missouri	53	26-27	79	1.49
18. Northwestern St.	60	28-32	89	1.48
19. Tenn.-Martin	62	35-26-1	90	1.45
20. Pittsburgh	59	32-27	85	1.44
21. DePaul	55	33-22	78	1.42
22. Vermont	42	15-27	59	1.40
23. Purdue	60	30-30	84	1.40
24. Hampton	54	32-22	75	1.39
25. Cal Poly	50	27-23	69	1.38
26. Boston U.	58	29-29	80	1.38
27. George Washington	52	24-28	71	1.37
28. LSU	69	55-14	93	1.35
29. Howard	53	26-27	71	1.34
30. Arizona St.	68	53-15	91	1.34
31. Maine	54	35-19	72	1.33
32. Campbell	59	31-28	78	1.32
33. Albany (N.Y.)	50	36-13-1	66	1.32
34. Massachusetts	57	41-16	75	1.32
35. Prairie View	45	15-30	59	1.31
36. Samford	58	20-38	76	1.31
37. Alcorn St.	49	20-29	64	1.31
38. Texas Tech	54	19-35	69	1.28
39. Cal St. Northridge	42	22-20	53	1.26
40. Ohio St.	62	39-23	78	1.26
41. Mississippi Val.	53	23-30	66	1.25
42. UMBC	66	46-20	82	1.24
43. Savannah St.	26	3-23	32	1.23
44. Eastern Ky.	62	33-29	76	1.23
45. Temple	45	22-23	55	1.22
46. Appalachian St.	59	29-30	72	1.22
47. Hartford	41	17-24	50	1.22
48. Arizona	65	54-11	79	1.22
49. Hofstra	57	37-20	69	1.21
50. Drake	54	24-30	65	1.20
* South Dakota St.	60	24-36	82	1.37
* Longwood	46	27-19	58	1.26

Earned-Run Average

Rank, Team	G	W-L-T	IP	R	ER	ERA
1. Texas	64	55-9	438.2	66	51	0.81
2. Michigan	59	44-15	417.2	81	58	0.97
3. Louisville	56	45-11	382.2	82	56	1.02
4. Arizona	65	54-11	434.0	82	68	1.10
5. North Carolina	67	48-19	469.2	113	75	1.12
6. Tennessee	73	61-12	469.0	98	75	1.12
7. Alabama	65	54-11	440.0	103	71	1.13
8. Arizona St.	68	53-15	479.0	112	81	1.18
9. Radford	62	40-22	418.0	116	75	1.26
10. California	62	48-14	423.2	98	76	1.26
11. UCLA	59	50-9	411.2	93	75	1.28
12. Penn St.	56	39-17	380.2	93	74	1.36
13. LSU	69	55-14	449.2	126	88	1.37
14. Northwestern	65	50-15	448.0	124	88	1.38
15. South Fla.	75	50-25	504.0	173	102	1.42
16. Kansas	62	36-26	414.2	118	84	1.42
17. Princeton	53	34-19	355.0	95	74	1.46
18. Tennessee Tech	65	50-15	431.2	121	92	1.49
19. Stetson	61	45-16	409.0	121	92	1.57
20. Nebraska	56	44-12	377.2	110	89	1.65
21. Southern Ill.	48	35-13	323.2	107	77	1.67
22. Bowling Green	60	37-23	424.0	138	102	1.68
23. Western Mich.	48	34-14	332.1	120	82	1.73
24. Texas St.	56	34-22	381.1	136	96	1.76
25. Lehigh	57	43-14	397.1	149	101	1.78
26. Auburn	58	36-22	392.1	162	100	1.78
27. Maine	54	35-19	367.1	133	95	1.81
28. Massachusetts	57	41-16	369.0	157	96	1.82
29. Washington	60	35-25	417.1	138	109	1.83
30. North Carolina St.	71	50-21	485.0	153	127	1.83
31. Houston	63	40-23	432.1	169	115	1.86
32. La.-Lafayette	62	50-12	401.1	134	107	1.87
33. Jacksonville St.	58	43-15	404.0	137	110	1.91
34. East Caro.	64	40-24	446.0	155	123	1.93
35. Marist	46	33-13	307.1	135	86	1.96
36. Oregon St.	59	43-16	403.0	132	114	1.98
37. Coastal Caro.	60	38-22	402.0	164	114	1.99
38. Mississippi St.	61	33-28	406.0	164	116	2.00
39. Missouri St.	56	40-16	390.2	148	112	2.01
40. Fresno St.	56	37-19	362.1	128	104	2.01
41. Portland St.	55	37-18	378.0	150	109	2.02
42. Delaware	57	33-24	400.2	163	116	2.03
43. DePaul	55	33-22	350.0	149	102	2.04
44. Campbell	59	31-28	406.2	177	119	2.05
45. Virginia Tech	60	39-21	407.1	161	120	2.06
46. Kent St.	57	33-24	375.1	157	111	2.07
47. Cleveland St.	53	38-15	365.0	142	111	2.13
48. Memphis	54	28-26	351.2	150	107	2.13
49. Notre Dame	63	42-21	430.1	161	132	2.15
50. Florida	68	43-25	460.0	193	142	2.16

Fielding Percentage

Rank, Team	G	W-L-T	PO	A	E	Pct.
1. Stanford	60	42-18	1,197	468	36	.979
2. Wichita St.	58	35-23	1,195	377	34	.979
3. Michigan	59	44-15	1,253	332	35	.978
4. Penn St.	56	39-17	1,142	435	35	.978
5. Pacific	51	26-25	1,025	415	32	.978
6. Arizona	65	54-11	1,302	316	38	.977
7. Notre Dame	63	42-21	1,291	496	42	.977
8. Tennessee	73	61-12	1,407	334	41	.977
9. Princeton	53	34-19	1,065	275	33	.976
10. Iowa	61	39-22	1,232	495	43	.976
11. Pittsburgh	59	32-27	1,155	559	43	.976
12. Missouri St.	56	40-16	1,172	522	44	.975
13. Alabama	65	54-11	1,320	481	48	.974
14. Texas	64	55-9	1,316	266	43	.974
15. California	62	48-14	1,270	346	44	.973

Rank, Team	G	W-L-T	PO	A	E	Pct.
16. Nebraska	56	44-12	1,133	366	41	.973
17. Oregon St.	59	43-16	1,208	459	46	.973
18. UCLA	59	50-9	1,235	460	48	.972
19. Cal St. Fullerton	61	37-24	1,260	430	49	.972
20. Tulsa	58	34-24	1,187	407	47	.971
21. Oklahoma	62	40-21-1	1,223	503	51	.971
22. North Carolina St.	71	50-21	1,455	598	61	.971
23. Louisville	56	45-11	1,148	505	50	.971
24. Tennessee Tech	65	50-15	1,294	453	53	.971
25. Washington	60	35-25	1,252	363	49	.971
26. Coastal Caro.	60	38-22	1,206	556	54	.970
27. Fresno St.	56	37-19	1,087	345	44	.970
28. Illinois St.	54	38-16	1,042	487	47	.970
29. UC Santa Barb.	46	24-22	936	348	40	.970
30. Troy	71	31-40	1,481	506	62	.970
31. Maryland	59	32-27	1,181	389	49	.970
32. Hawaii	54	32-22	1,077	422	47	.970
33. North Carolina	67	48-19	1,409	424	58	.969
34. Kentucky	57	21-36	1,116	436	50	.969
35. Eastern Ill.	63	36-26-1	1,305	577	61	.969
36. Colorado St.	52	26-26	1,048	456	49	.968
37. Portland St.	55	37-18	1,134	554	55	.968
38. Utah	61	40-21	1,218	500	56	.968
39. Indiana	56	30-25-1	1,164	399	51	.968
40. Long Beach St.	53	31-22	1,070	518	52	.968
41. Columbia	48	22-25-1	980	442	47	.968
42. Jacksonville St.	58	43-15	1,212	419	54	.968
43. La.-Lafayette	62	50-12	1,204	414	54	.968
44. East Caro.	64	40-24	1,338	635	66	.968
45. Boston College	48	22-26	942	424	46	.967
46. Cleveland St.	53	38-15	1,095	475	53	.967
47. Southern Ill.	48	35-13	971	326	44	.967
48. Sam Houston St.	48	18-30	959	423	47	.967
49. Hofstra	57	37-20	1,157	427	54	.967
50. Eastern Mich.	56	28-28	1,136	442	54	.967

Double Plays Per Game

Rank, Team	G	W-L-T	DP	PG
1. DePaul	55	33-22	34	0.62
2. Georgia Tech	70	48-22	40	0.57
3. Utah St.	46	8-38	23	0.50
4. Illinois	55	24-31	27	0.49
5. Oregon	53	24-29	26	0.49
6. Furman	66	29-37	32	0.48
7. Campbell	59	31-28	28	0.47
Jacksonville	59	22-37	28	0.47
9. Mississippi Val.	53	23-30	25	0.47
10. UNI	51	12-38-1	24	0.47
11. Tennessee St.	56	21-35	24	0.43
12. Sam Houston St.	48	18-30	20	0.42
Butler	48	17-30-1	20	0.42
14. Brigham Young	65	43-22	27	0.42
15. Morgan St.	39	10-29	16	0.41
16. Cal St. Fullerton	61	37-24	25	0.41
17. Central Mich.	49	22-27	20	0.41
18. Pittsburgh	59	32-27	24	0.41
19. Youngstown St.	47	22-25	19	0.40
20. South Fla.	75	50-25	30	0.40
21. Marshall	56	33-23	22	0.39
22. Central Conn. St.	46	8-38	18	0.39
23. Oregon St.	59	43-16	23	0.39
24. New Mexico	54	23-31	21	0.39
Hampton	54	32-22	21	0.39
26. Oklahoma	62	40-21-1	24	0.39
27. Chattanooga	73	38-35	28	0.38
28. North Texas	60	22-38	23	0.38
29. Wagner	55	35-20	21	0.38
30. Cal St. Northridge	42	22-20	16	0.38
31. Yale	50	28-22	19	0.38
32. East Tenn. St.	58	22-36	22	0.38
33. Southern Utah	66	34-32	25	0.38
34. Florida St.	74	44-30	28	0.38
35. Elon	53	24-29	20	0.38
36. Nicholls St.	56	23-33	21	0.38
37. Pacific	51	26-25	19	0.37
McNeese St.	51	21-30	19	0.37
39. St. John's (N.Y.)	57	27-30	21	0.37
40. San Diego St.	49	34-15	18	0.37
41. Fla. Atlantic	60	35-25	22	0.37
42. North Carolina St.	71	50-21	26	0.37
43. Colorado St.	52	26-26	19	0.37
44. UAB	53	31-22	19	0.36
Long Beach St.	53	31-22	19	0.36
46. Southern Miss.	67	29-38	24	0.36
Ohio	67	27-40	24	0.36
48. Missouri St.	56	40-16	20	0.36
49. Eastern Ky.	62	33-29	22	0.35
50. Columbia	48	22-25-1	17	0.35
St. Peter's	48	23-24-1	17	0.35
* South Dakota St.	60	24-36	22	0.37

Winning Percentage

Rank, Team	W	L	T	^Pct.
1. Texas	55	9	0	.859
2. UCLA	50	9	0	.847
3. Tennessee	61	12	0	.836
4. Arizona	54	11	0	.831
Alabama	54	11	0	.831
6. La.-Lafayette	50	12	0	.806
7. Louisville	45	11	0	.804
8. LSU	55	14	0	.797
9. Nebraska	44	12	0	.786
10. Georgia	54	15	0	.783
11. Arizona St.	53	15	0	.779
12. California	48	14	0	.774
13. Northwestern	50	15	0	.769
Tennessee Tech	50	15	0	.769
15. Charlotte	42	13	0	.764
16. Lehigh	43	14	0	.754
17. Michigan	44	15	0	.746
18. Jacksonville St.	43	15	0	.741
19. Stetson	45	16	0	.738
20. Albany (N.Y.)	36	13	1	.730
21. Southern Ill.	35	13	0	.729
22. Oregon St.	43	16	0	.729
23. UTSA	37	14	0	.725
24. Massachusetts	41	16	0	.719
25. Marist	33	13	0	.717
26. Cleveland St.	38	15	0	.717
27. North Carolina	48	19	0	.716
28. Missouri St.	40	16	0	.714
29. Western Mich.	34	14	0	.708
30. North Carolina St.	50	21	0	.704
31. Illinois St.	38	16	0	.704
32. Stanford	42	18	0	.700
33. UMBC	46	20	0	.697
34. Penn St.	39	17	0	.696
35. San Diego St.	34	15	0	.694
36. Georgia Tech	48	22	0	.686
37. Portland St.	37	18	0	.673
38. Western Caro.	41	20	0	.672
39. South Fla.	50	25	0	.667
Notre Dame	42	21	0	.667
41. Brigham Young	43	22	0	.662
42. Fresno St.	37	19	0	.661
43. Utah	40	21	0	.656
44. Oklahoma	40	21	1	.653
45. Virginia Tech	39	21	0	.650
46. Hofstra	37	20	0	.649
47. Maine	35	19	0	.648
48. Radford	40	22	0	.645
49. Texas A&M	34	19	0	.642
Princeton	34	19	0	.642
* Kennesaw St.	38	17	0	.691

^Ties computed as half win, half loss.

2006 Division II Individual Leaders

Batting Average

Minimum 70 At-Bats

Rank, Name, Team	Cl.	Pos.	G	AB	H	BA
1. Jennifer Lohuis, Kentucky St.	Sr.	INF	34	103	60	.583
2. Tiffany Smith, Elizabeth City St.	So.	1B	27	83	48	.578
3. Kamarcha Martin, Miles	Fr.	C	40	125	70	.560
4. Chanse Worthington, Stillman	Jr.	C	38	114	59	.518
5. Lynia Liburd, Benedict	Jr.	OF	39	109	55	.505
6. LaRoya McMullen, Paine	Fr.	C	27	84	42	.500
7. Asha Sutton, N.C. Central	Jr.	SS	51	175	87	.497
8. Chanika Braithwaite, Benedict	So.	C	39	118	58	.492
9. Heather Chantiles, Shippensburg	Jr.	OF	62	229	112	.489
10. Laura Stokes, Kentucky St.	Fr.	SP	32	91	44	.484
11. Sophia Blue, N.C. Central	Fr.	DP	51	176	85	.483
12. Heather Hamilton, Miles	Jr.	—	39	106	51	.481
13. Leslie Svoboda, Neb.-Omaha	So.	INF	60	192	92	.479
14. Tara Pascley, Stillman	Sr.	INF	38	109	52	.477
15. Michelle Sabelhaus, Charleston (W.V.)	So.	1B	50	174	81	.466
16. Verniece Graham, Albany St. (Ga.)	Sr.	2B	61	192	89	.464
17. Brandi Young, Johnson C. Smith	Sr.	3B	41	133	61	.459
18. Tricia Corbin, Bowie St.	Fr.	C	39	137	62	.453
19. Robin Martz, Lewis	Sr.	OF	53	179	81	.453
20. Melissa Seward, Kentucky St.	Jr.	INF	33	113	51	.451
21. Sierra Williams, Stillman	So.	OF	38	122	55	.451
22. Holly Weinberg, Mo.-Rolla	So.	1B	43	142	64	.451
23. Stephanie Pinto, Ala.-Huntsville	Jr.	C	69	193	86	.446
24. Michelle Guerrero, Kentucky St.	Sr.	SP	31	101	45	.446
25. Venessa Roy, Johnson C. Smith	Jr.	OF	39	117	52	.444
26. Adrian Herman, Northwest Nazarene	Sr.	SP	51	140	62	.443
27. Cyla Hawkins, Tiffin	Fr.	SS	65	197	87	.442
28. Samantha Mantor, Bridgeport	Jr.	SP	47	143	63	.441
29. Kenyona Johnson, Miles	Fr.	C	38	109	48	.440
30. Kelsey Kubik, Eastern N.M.	Jr.	OF	49	155	68	.439
31. Ashley Mooney, Alderson-Broaddus	So.	C	55	160	70	.438
32. Allison Britt, Incarnate Word	So.	—	65	223	97	.435
33. Kassie Rezza, Tex. A&M-Kingsville	Sr.	INF	52	182	79	.434
34. Alicia DeShasier, SIU Edwardsville	Sr.	C	63	189	82	.434
35. Brandi Harrison, Humboldt St.	Sr.	INF	60	164	71	.433
Randi Johns, Grand Canyon	Fr.	INF	55	164	71	.433
37. Shana Martin, Colorado St.-Pueblo	Jr.	1B	49	155	67	.432
38. Anne Manning, Neb.-Kearney	Sr.	1B	49	162	70	.432
39. Melissa Perez, Incarnate Word	So.	—	65	197	85	.431
40. Megan Law, Cal St. Stanislaus	Jr.	—	57	160	69	.431
41. Tiffany DeVaurs, Western N.M.	Sr.	C	47	151	65	.430
42. Jenn Escheman, Holy Family	Jr.	C	42	119	51	.429
43. Janine Ota, UC-Colo. Spgs.	Sr.	OF	52	145	62	.428
44. Brittni Carlson, UC-Colo. Spgs.	Sr.	1B	52	162	69	.426
45. Sarah Kohlbrenner, Fla. Southern	Jr.	OF	62	181	77	.425
46. Vanessa Piepszak, Georgian Court	Fr.	—	45	146	62	.425
47. Amanda Hitt, Neb.-Kearney	Sr.	2B	49	172	73	.424
48. Lydia Foster, Western Ore.	Sr.	C	49	151	64	.424
49. Tiffany Toney, Bowie St.	Fr.	SS	39	137	58	.423
50. Casey Rodriquez, N.C. Central	Fr.	1B	51	161	68	.422

Slugging Percentage

Minimum 2.0 At-Bats Per Game and 70 Total At-Bats

Rank, Name, Team	Cl.	Pos.	G	AB	TB	Slg. Pct.
1. Jennifer Lohuis, Kentucky St.	Sr.	INF	34	103	114	1.107
2. Tiffany Smith, Elizabeth City St.	So.	1B	27	83	86	1.036
3. Leslie Svoboda, Neb.-Omaha	So.	INF	60	192	185	.964
4. Chanse Worthington, Stillman	Jr.	C	38	114	108	.947
5. Rebecca McClelland, Mesa St.	Jr.	OF	43	135	119	.881
6. Megan James, Glenville St.	So.	C	38	108	95	.880
7. Janine Ota, UC-Colo. Spgs.	Sr.	OF	52	145	127	.876
8. Ashley Mooney, Alderson-Broaddus	So.	C	55	160	140	.875
9. Kamarcha Martin, Miles	Fr.	C	40	125	109	.872
10. Shana Martin, Colorado St.-Pueblo	Jr.	1B	49	155	135	.871
11. Lynia Liburd, Benedict	Jr.	OF	39	109	94	.862
12. Holly Weinberg, Mo.-Rolla	So.	1B	43	142	122	.859
13. Jessica Rouse, Fla. Gulf Coast	Jr.	OF	59	173	146	.844
14. Verniece Graham, Albany St. (Ga.)	Sr.	2B	61	192	162	.844
15. Stephanie Pinto, Ala.-Huntsville	Jr.	C	69	193	161	.834
16. Casey Rodriquez, N.C. Central	Fr.	1B	51	161	134	.832
17. Asha Sutton, N.C. Central	Jr.	SS	51	175	144	.823
18. Amanda Hitt, Neb.-Kearney	Sr.	2B	49	172	137	.797
19. Megan Davison, Emporia St.	Jr.	3B	69	210	167	.795
20. Mallory Holtman, Central Wash.	So.	1B	44	134	106	.791
21. Courtney Hughes, Lock Haven	Sr.	SS	60	183	144	.787
22. Stephanie Denlinger, Kutztown	Fr.	SP	51	149	117	.785
23. Kayla Williams, Anderson (S.C.)	Fr.	C	47	147	115	.782
24. Brandi Young, Johnson C. Smith	Sr.	3B	41	133	104	.782
25. Chanika Braithwaite, Benedict	So.	C	39	118	92	.780
26. Rachel Adams, Central Mo.	Jr.	SS	55	156	121	.776
27. Heather Utecht, Regis (Colo.)	Jr.	OF	59	204	158	.775
28. Brandi Harrison, Humboldt St.	Sr.	INF	60	164	127	.774
29. Tiffany DeVaurs, Western N.M.	Sr.	C	47	151	116	.768
30. Jane Purdy, Seattle	So.	C	55	158	121	.766

Runs Per Game

Minimum 30 Runs Scored

Rank, Name, Team	Cl.	Pos.	G	R	PG
1. Kenyona Johnson, Miles	Fr.	C	38	73	1.92
2. Sophia Blue, N.C. Central	Fr.	DP	51	83	1.63
3. Jennifer Lohuis, Kentucky St.	Sr.	INF	34	54	1.59
4. Kamarcha Martin, Miles	Fr.	C	40	61	1.53
5. Asha Sutton, N.C. Central	Jr.	SS	51	76	1.49
6. Michelle Guerrero, Kentucky St.	Sr.	SP	31	45	1.45
7. Brandi Young, Johnson C. Smith	Sr.	3B	41	58	1.41
8. Vanria Smith, Livingstone	Sr.	C	22	31	1.41
9. Kasia Cunningham, Stillman	Jr.	INF	38	53	1.39
10. Sierra Williams, Stillman	So.	OF	38	50	1.32
11. Melissa Seward, Kentucky St.	Jr.	INF	33	43	1.30
12. Chanse Worthington, Stillman	Jr.	C	38	48	1.26
13. Heather Hamilton, Miles	Jr.	-	39	49	1.26
Tiffany Toney, Bowie St.	Fr.	SS	39	49	1.26
15. Nikia Beachem, Johnson C. Smith	Jr.	2B	37	46	1.24
16. Heather Utecht, Regis (Colo.)	Jr.	OF	59	70	1.19
17. Tiffany Smith, Elizabeth City St.	So.	1B	27	32	1.19
Colby Smith, Kentucky St.	Fr.	INF	27	32	1.19
19. Leslie Svoboda, Neb.-Omaha	So.	INF	60	71	1.18
20. Kristina Schweikert, Tiffin	Sr.	OF	66	78	1.18
21. Tricia Corbin, Bowie St.	Fr.	C	39	46	1.18
22. Senitha Ward, Miles	Fr.	OF	37	43	1.16
23. Casey Rodriquez, N.C. Central	Fr.	1B	51	59	1.16
24. Jessica Harts, Fort Valley St.	So.	INF	46	53	1.15
25. LaRoya McMullen, Paine	Fr.	C	27	31	1.15
26. Stephanie Back, Colorado St.-Pueblo	Jr.	2B	49	56	1.14
27. Lalique Gumbs Prince, Benedict	So.	C	39	44	1.13
28. Larissa Broadie, Johnson C. Smith	Fr.	SS	41	46	1.12
29. Venessa Roy, Johnson C. Smith	Jr.	OF	39	43	1.10
30. Lindsey Greene, North Ala.	So.	OF	60	66	1.10

Doubles Per Game

Minimum 8 Doubles

Rank, Name, Team	Cl.	Pos.	G	2B	PG
1. Kamarcha Martin, Miles	Fr.	C	40	22	0.55
2. Tiffany Smith, Elizabeth City St.	So.	1B	27	14	0.52
3. Laura Stokes, Kentucky St.	Fr.	SP	32	16	0.50
4. Asha Sutton, N.C. Central	Jr.	SS	51	25	0.49
5. Michelle Sabelhaus, Charleston (W.V.)	So.	1B	50	22	0.44
6. Chanika Braithwaite, Benedict	So.	C	39	17	0.44
7. Melissa Seward, Kentucky St.	Jr.	INF	33	14	0.42
8. Kate Groden, Cal St. Dom. Hills	Sr.	SS	57	24	0.42
9. Georgette Richardson, Mount Olive	Fr.	3B	54	22	0.41
10. Kelcie Glidden, Henderson St.	So.	SS	58	23	0.40
11. Stacie LaRocque, Colorado Mines	So.	SS	38	15	0.39
Sierra Williams, Stillman	So.	OF	38	15	0.39
13. Brandi Young, Johnson C. Smith	Sr.	3B	41	16	0.39
14. Amanda Hitt, Neb.-Kearney	Sr.	2B	49	19	0.39
15. Lynia Liburd, Benedict	Jr.	OF	39	15	0.38
16. Heidi Gibbs, S.C. Upstate	Fr.	OF	60	23	0.38
17. Kristin Eickholt, Southern Ind.	So.	3B	55	21	0.38
18. Chanse Worthington, Stillman	Jr.	C	38	14	0.37
19. Emily McLean, Ferris St.	Sr.	OF	52	19	0.37
20. Terra Halron, Winona St.	Fr.	OF	50	18	0.36
Krystal Plunkett, Hawaii Pacific	Fr.	INF	25	9	0.36
22. Tricia Corbin, Bowie St.	Fr.	C	39	14	0.36
23. Jenn Escheman, Holy Family	Jr.	C	42	15	0.36
24. Rachel Mason, West Liberty St.	Fr.	3B	68	24	0.35
Rachel Bailey, Presbyterian	Jr.	INF	51	18	0.35
26. Holly Weinberg, Mo.-Rolla	So.	1B	43	15	0.35
27. Stephanie Pinto, Ala.-Huntsville	Jr.	C	69	24	0.35
28. Emily Herl, Fort Hays St.	So.	INF	52	18	0.35

Rank, Name, Team	Cl.	Pos.	G	2B	PG
Savannah Ledford, UC-Colo. Spgs.	Fr.	SS	52	18	0.35
Shyla Rider, Barry	Fr.	OF	52	18	0.35

Triples Per Game

Minimum 6 Triples

Rank, Name, Team	Cl.	Pos.	G	3B	PG
1. Nakita Taylor, Paine	Fr.	C	31	8	0.26
2. LaRoya McMullen, Paine	Fr.	C	27	6	0.22
3. Kandi Wieberg, Mo.-Rolla	So.	2B	43	9	0.21
4. Tracy Lehman, Tiffin	Jr.	INF	66	13	0.20
5. Chanse Worthington, Stillman	Jr.	C	38	7	0.18
6. Kimberly Tanner, Fort Valley St.	Jr.	2B	46	8	0.17
7. Kimee Lewis, Wingate	Jr.	OF	58	10	0.17
8. Teresa Vorwerk, Johnson C. Smith	Fr.	SP	35	6	0.17
9. Cylena Norris, Benedict	Jr.	INF	38	6	0.16
10. Aundrea Baker, GC&SU	Sr.	OF	58	9	0.16
11. Natassia Wilkes, Benedict	Jr.	INF	39	6	0.15
12. Danielle Peters, UNC Pembroke	Jr.	OF	54	8	0.15
13. Leslie Hollis, Winston-Salem	Fr.	SS	41	6	0.15
Brandi Young, Johnson C. Smith	Sr.	3B	41	6	0.15
15. Asha Sutton, N.C. Central	Jr.	SS	51	7	0.14
16. Kristina Schweikert, Tiffin	Sr.	OF	66	9	0.14
17. Nicole Ringwall, Tusculum	Sr.	SS	52	7	0.13
18. Verniece Graham, Albany St. (Ga.)	Sr.	2B	61	8	0.13
19. Angela Williams, Fla. Southern	Fr.	DP	63	8	0.13
20. Taras Wallace, Dowling	So.	OF	57	7	0.12
21. Tiffany Martin, West Liberty St.	Sr.	OF	68	8	0.12
Sophia Blue, N.C. Central	Fr.	DP	51	6	0.12
23. Erin Dickhausen, Southwest Minn. St.	So.	C	52	6	0.12
Dani Lowe, Findlay	Sr.	2B	52	6	0.12
Kassie Rezza, Tex. A&M-Kingsville	Sr.	INF	52	6	0.12
Jacquie Rhomberg, Adams St.	Jr.	OF	52	6	0.12
27. Melissa Backlund, Regis (Colo.)	Jr.	SS	62	7	0.11
Sarah Kohlbrenner, Fla. Southern	Jr.	OF	62	7	0.11
29. Michelle Tatlock, Fla. Southern	So.	OF	63	7	0.11
30. Jessica Inman, Belmont Abbey	So.	C	55	6	0.11

Home Runs Per Game

Minimum 8 Home Runs

Rank, Name, Team	Cl.	Pos.	G	HR	PG
1. Rebecca McClelland, Mesa St.	Jr.	OF	43	19	0.44
2. Shana Martin, Colorado St.-Pueblo	Jr.	1B	49	20	0.41
3. Shelby Meilinger, Mesa St.	Jr.	INF	43	17	0.40
4. Jennifer Papik, Colorado St.-Pueblo	Jr.	C	49	19	0.39
5. Megan James, Glenville St.	So.	C	38	14	0.37
6. Kayla Williams, Anderson (S.C.)	Fr.	C	47	17	0.36
7. Jennifer Lohuis, Kentucky St.	Sr.	INF	34	12	0.35
8. Leslie Svoboda, Neb.-Omaha	So.	INF	60	21	0.35
9. Ashley Mooney, Alderson-Broaddus	So.	C	55	19	0.35
10. Heather Utecht, Regis (Colo.)	Jr.	OF	59	20	0.34
11. Megan Davison, Emporia St.	Jr.	3B	69	23	0.33
12. Mallory Holtman, Central Wash.	So.	1B	44	14	0.32
13. Courtney Hughes, Lock Haven	Sr.	SS	60	19	0.32
14. Stephanie Denlinger, Kutztown	Fr.	SP	51	16	0.31
15. Jessica Rouse, Fla. Gulf Coast	Jr.	OF	59	18	0.31
16. Holly Weinberg, Mo.-Rolla	So.	1B	43	13	0.30
17. Melissa Hinkley, Neb.-Kearney	So.	SS	37	11	0.30
18. Tiffany Smith, Elizabeth City St.	So.	1B	27	8	0.30
19. Rachel Adams, Central Mo.	Jr.	SS	55	16	0.29
20. Krista Hernandez, Cal St. San B'dino	Jr.	OF	49	14	0.29
21. Christina Rolla, Lynn	Jr.	1B	39	11	0.28
22. Grace Cunningham, Wingate	Sr.	SS	58	16	0.28
23. Kellie Corder, Ala.-Huntsville	Sr.	SS	69	19	0.28
24. Casey Rodriquez, N.C. Central	Fr.	1B	51	14	0.27
25. Lindsay Stephenson, Northwest Mo. St.	Jr.	OF	55	15	0.27
26. Janine Ota, UC-Colo. Spgs.	Sr.	OF	52	14	0.27
27. Melissa McSheffery, St. Edward's	So.	INF	67	18	0.27
28. Sarah Carleton, Wingate	Sr.	1B	56	15	0.27
Colleen Leggieri, Lander	Sr.	1B	56	15	0.27
30. Heather Walker, Georgian Court	So.	C	45	12	0.27

Runs Batted In Per Game

Minimum 30 RBI

Rank, Name, Team	Cl.	Pos.	G	RBI	PG
1. Jennifer Lohuis, Kentucky St.	Sr.	INF	34	64	1.88
2. Casey Rodriquez, N.C. Central	Fr.	1B	51	87	1.71
3. Kamarcha Martin, Miles	Fr.	C	40	64	1.60
4. Shana Martin, Colorado St.-Pueblo	Jr.	1B	49	72	1.47
5. Asha Sutton, N.C. Central	Jr.	SS	51	71	1.39
6. Tiffany Smith, Elizabeth City St.	So.	1B	27	36	1.33
Shaneetha Holley, Elizabeth City St.	Jr.	SS	24	32	1.33
8. Chanse Worthington, Stillman	Jr.	C	38	50	1.32
9. Holly Weinberg, Mo.-Rolla	So.	1B	43	56	1.30
10. Michelle Guerrero, Kentucky St.	Sr.	SP	31	39	1.26
11. Heather Hamilton, Miles	Jr.	—	39	49	1.26
12. Rebecca McClelland, Mesa St.	Jr.	OF	43	54	1.26
13. Jennifer Papik, Colorado St.-Pueblo	Jr.	C	49	60	1.22
14. Jessica Insel, Miles	So.	C	38	46	1.21
15. Kate Groden, Cal St. Dom. Hills	Sr.	SS	57	67	1.18
16. Sarah Carleton, Wingate	Sr.	1B	56	65	1.16
17. Jolecia Pearson, Miles	So.	C	38	44	1.16
18. Grace Cunningham, Wingate	Sr.	SS	58	67	1.16
19. Nikia Beachem, Johnson C. Smith	Jr.	2B	37	42	1.14
20. Mary Driver, Kentucky St.	Jr.	INF	30	34	1.13
21. Megan James, Glenville St.	So.	C	38	43	1.13
22. Heather Enders, Bowie St.	Fr.	SP/RP	39	44	1.13
23. Tracy Lehman, Tiffin	Jr.	INF	66	74	1.12
24. Jessica Rouse, Fla. Gulf Coast	Jr.	OF	59	66	1.12
25. Brittni Carlson, UC-Colo. Spgs.	Sr.	1B	52	58	1.12
26. Megan Hube, Florida Tech	Sr.	DP	47	52	1.11
27. Chanika Braithwaite, Benedict	So.	C	39	43	1.10
Tricia Corbin, Bowie St.	Fr.	C	39	43	1.10
29. Courtney Hughes, Lock Haven	Sr.	SS	60	66	1.10
30. Leslie Svoboda, Neb.-Omaha	So.	INF	60	65	1.08

Stolen Bases Per Game

Minimum 20 Stolen Bases

Rank, Name, Team	Cl.	Pos.	G	SB	SBA	PG
1. Kenyona Johnson, Miles	Fr.	C	38	47	49	1.24
2. Danielle Peters, UNC Pembroke	Jr.	OF	54	53	56	0.98
3. Senitha Ward, Miles	Fr.	OF	37	36	39	0.97
4. Vanria Smith, Livingstone	Sr.	C	22	21	23	0.95
5. Kandace Kubat, Angelo St.	Jr.	OF	57	53	57	0.93
6. Nicole Resta, Bluefield St.	Jr.	OF	49	43	46	0.88
7. Christen Belcher, Truman	So.	OF	52	45	49	0.87
8. Kamarcha Martin, Miles	Fr.	C	40	34	34	0.85
9. Sophia Blue, N.C. Central	Fr.	DP	51	43	47	0.84
10. Alyse Hasty, Delta St.	Sr.	OF	72	59	66	0.82
11. Cindy Perry-Brown, Cal St. Dom. Hills	Fr.	C	56	45	49	0.80
12. Colby Smith, Kentucky St.	Fr.	INF	27	21	21	0.78
13. Alicia DeShasier, SIU Edwardsville	Sr.	C	63	48	53	0.76
14. Nikia Beachem, Johnson C. Smith	Jr.	2B	37	28	32	0.76
15. Marquita Kellogg, Clark Atlanta	Sr.	1B	51	38	40	0.75
16. Allison Britt, Incarnate Word	So.	—	65	47	51	0.72
17. Shay Slater, S.C. Upstate	So.	OF	60	43	49	0.72
18. Brandi Young, Johnson C. Smith	Sr.	3B	41	28	33	0.68
19. Tessa Ray, Henderson St.	Fr.	OF	58	38	41	0.66
20. Rachel Homan, Fla. Gulf Coast	Jr.	OF	67	43	45	0.64
21. Ashley Emmett, St. Joseph's (Ind.)	So.	OF	42	26	30	0.62
22. Heidi Gibbs, S.C. Upstate	Fr.	OF	60	37	40	0.62
23. Ashley Loose, Barry	Jr.	OF	52	32	35	0.62
Lalique Gumbs Prince, Benedict	So.	C	39	24	25	0.62
25. L'Tisha Bell, Winston-Salem	Jr.	OF	41	25	29	0.61
Larissa Broadie, Johnson C. Smith	Fr.	SS	41	25	27	0.61
27. Jennifer Olsen, Rollins	So.	OF	58	35	40	0.60
28. Tiffanie Boone, Texas Woman's	Fr.	OF	60	34	38	0.57
29. Robin Martz, Lewis	Sr.	OF	53	30	37	0.57
30. Shanna Waldo, SIU Edwardsville	Sr.	OF	62	34	36	0.55

Bases on Balls Per Game

Minimum 20 Bases on Balls

Rank, Name, Team	Cl.	Pos.	G	BB	PG
1. Kenyona Johnson, Miles	Fr.	C	38	43	1.13
2. Kennesse Bass, Stillman	So.	INF	37	41	1.11
3. Marquita Pittman, Shaw	So.	OF	26	26	1.00
4. Shaundra Mathis, Fort Valley St.	Sr.	INF	46	44	0.96
5. Lindsay Shandera, UC-Colo. Spgs.	Jr.	1B	52	46	0.88
6. Charma Johnson, Livingstone	Jr.	3B	23	20	0.87
7. Katie Jackson, Caldwell	Sr.	OF	53	45	0.85
8. Stephanie Pinto, Ala.-Huntsville	Jr.	C	69	56	0.81
9. Emily Gastineau, Pittsburg St.	Sr.	DP	44	35	0.80
10. Lindsey Greene, North Ala.	So.	OF	60	47	0.78
11. Barbi Scott, Adams St.	Sr.	1B	50	36	0.72
12. Kira Zeiter, Adams St.	Jr.	OF	53	38	0.72
13. Kasia Cunningham, Stillman	Jr.	INF	38	27	0.71
14. Mandie Roark, Adams St.	Jr.	3B	52	36	0.69
15. Sarah Carlson, Winona St.	Sr.	C	55	38	0.69

Rank, Name, Team	Cl.	Pos.	G	BB	PG
16. Jordan Dargon, Bryant	Sr.	C	47	32	0.68
17. Mary Driver, Kentucky St.	Jr.	INF	30	20	0.67
18. Libby Lenart, SIU Edwardsville	Jr.	C	56	37	0.66
19. Kristie Holbert, Virginia St.	So.	SP	32	21	0.66
20. Senitha Ward, Miles	Fr.	OF	37	24	0.65
21. Heather Hamilton, Miles	Jr.	—	39	25	0.64
Lynia Liburd, Benedict	Jr.	OF	39	25	0.64
23. Melissa Seward, Kentucky St.	Jr.	INF	33	21	0.64
24. Katie Krauth, Augustana (S.D.)	Sr.	SP	52	33	0.63
25. Jeaniel Pati, Henderson St.	So.	C	57	36	0.63
26. Caitlin Flanagan, Stonehill	So.	C	40	25	0.63
Laura Stokes, Kentucky St.	Fr.	SP	32	20	0.63
28. Ashley Alpizar, Fla. Southern	Jr.	2B	63	39	0.62
29. Ashley Jay, Minn. St. Mankato	Jr.	INF	55	34	0.62
30. Jennifer Lohuis, Kentucky St.	Sr.	INF	34	21	0.62

Toughest to Strikeout

Minimum 2.0 At-Bats Per Game and 70 Total At-Bats

Rank, Name, Team	Cl.	Pos.	G	AB	SO	SO Avg.
1. Rachael Christian, Northeastern St.	Jr.	2B	38	124	1	124.0
2. Heather Short, Kentucky St.	Jr.	OF	34	103	1	103.0
3. Kristen Stonecipher, Midwestern St.	So.	DP	59	191	2	95.5
4. Chanse Worthington, Stillman	Jr.	C	38	114	2	57.0
5. Heidi Gibbs, S.C. Upstate	Fr.	OF	60	211	4	52.8
6. Lydia Foster, Western Ore.	Sr.	C	49	151	3	50.3
7. Bethany Snow, Cal St. Bakersfield	So.	OF	64	195	5	39.0
8. Samantha Mantor, Bridgeport	Jr.	SP	47	143	4	35.8
9. Lindsay Tripp, Central Okla.	Sr.	INF	48	137	4	34.3
10. Kristina Goodman, Eastern N.M.	Jr.	OF	54	203	6	33.8
11. Courtney Lindler, Newberry	Jr.	SS	48	135	4	33.8
12. Michelle Guerrero, Kentucky St.	Sr.	SP	31	101	3	33.7
13. Clarissa Lewis, Merrimack	Jr.	INF	44	131	4	32.8
14. Jane Purdy, Seattle	So.	C	55	158	5	31.6
15. Maria Taylor, Charleston (W.V.)	So.	SS	50	153	5	30.6
16. Michelle Sabelhaus, Charleston (W.V.)	So.	1B	50	174	6	29.0
17. Jessica Inman, Belmont Abbey	So.	C	55	201	7	28.7
18. Shannan Tyson, Francis Marion	Fr.	OF	39	140	5	28.0
19. Renee Rubio, Cal St. Bakersfield	Sr.	SS	64	209	8	26.1
20. Courtney Wagner, Wingate	So.	DP	57	156	6	26.0
21. Shannon Gosser, Washburn	Fr.	—	51	154	6	25.7
22. Melissa Stratton, Colorado Mines	So.	2B	38	127	5	25.4
23. Livia Baker, Elizabeth City St.	Fr.	SP/RP	25	75	3	25.0
24. Nancy Harbeson, Humboldt St.	Jr.	OF	60	171	7	24.4
25. Anna Parker, Ala.-Huntsville	Jr.	2B	65	195	8	24.4
26. Desiree Franciscus, UC San Diego	Sr.	INF	50	146	6	24.3
Elizabeth Vazquez, UC San Diego	So.	INF	45	146	6	24.3
28. Tracy Jordan, Eastern N.M.	Sr.	2B	54	170	7	24.3
29. Hilary Taylor, Cal St. Bakersfield	So.	C	64	191	8	23.9
30. Chanika Braithwaite, Benedict	So.	C	39	118	5	23.6

Sacrifice Hits Per Game

Minimum 15 Sacrifice Hits

Rank, Name, Team	Cl.	Pos.	G	SH	PG
1. Katie Roush, Alderson-Broaddus	Sr.	2B	55	27	0.49
2. Ashley Mayle, Ashland	Sr.	OF	53	25	0.47
3. Kelsey Cooley, C.W. Post	So.	SS	55	25	0.45
4. Julie Brodie, Mass.-Lowell	So.	C	56	25	0.45
5. Jessie Wiard, Emporia St.	So.	OF	67	29	0.43
6. Kristin Erb, Lock Haven	Fr.	SP	60	25	0.42
7. Holly Neuerburg, SIU Edwardsville	Sr.	INF	60	23	0.38
8. Paula Cerrito, Christian Bros.	Sr.	1B	54	19	0.35
9. Emily McNamara, Southeastern Okla.	Sr.	INF	55	19	0.35
10. Ashley Loncarich, Pittsburg St.	Sr.	OF	44	15	0.34
11. Brittni Carino, UC San Diego	Jr.	OF	50	17	0.34
Sarah Leary, Assumption	Jr.	OF	50	17	0.34
13. Melissa Bright, Mount Olive	Jr.	INF	45	15	0.33
14. Lindsey Bouza, Findlay	Sr.	3B	52	17	0.33
15. Cyla Hawkins, Tiffin	Fr.	SS	65	21	0.32
16. Alison Flynn, St. Leo	Jr.	SS	56	18	0.32
17. Melissa Bowie, Tiffin	Jr.	SS	66	21	0.32
18. Becky Quinn, Wayne St. (Mich.)	Jr.	OF	48	15	0.31
19. Rachel Lynn, Southeastern Okla.	So.	OF	55	17	0.31
20. Jessica Jaroniewski, Ferris St.	Sr.	OF	52	16	0.31
Anna Parker, Ala.-Huntsville	Jr.	2B	65	20	0.31
22. Mallory Jett, Colorado St.-Pueblo	Sr.	OF	49	15	0.31
23. Kathy Wood, Southern Ind.	So.	SP/RP	54	16	0.30
24. Erin Hepner, Millersville	So.	INF	51	15	0.29
25. Shannon Neumann, Tiffin	Sr.	INF	66	19	0.29
26. Hallie Pettigrew, Wingate	Fr.	3B	57	16	0.28
Heather Stroud, St. Leo	So.	C	57	16	0.28
28. Amy Rogers, SIU Edwardsville	Sr.	3B	63	17	0.27
29. Deanna Beaty, Armstrong Atlantic	Sr.	SS	67	18	0.27
30. Libby Lenart, SIU Edwardsville	Jr.	C	56	15	0.27
Lori Moreno, Cal St. Dom. Hills	Sr.	OF	56	15	0.27

Hit By Pitch Per Game

Minimum 9 HBP

Rank, Name, Team	Cl.	Pos.	G	HBP	PG
1. Lyndsey Crosswhite, Pittsburg St.	Sr.	2B	33	14	0.42
2. Tisha Thompson, Southern Ark.	Jr.	2B	57	18	0.32
3. LeKyndra Smith, Henderson St.	Sr.	3B	58	18	0.31
4. Monica Wofford, Francis Marion	So.	INF	43	13	0.30
5. Jenny Gregorio, Colorado St.-Pueblo	Sr.	OF	40	12	0.30
6. Patty Martinez, Central Wash.	Sr.	OF	45	12	0.27
7. Kelly Thomas, NYIT	Sr.	3B	35	9	0.26
8. Kenna Gipson, Tex. A&M-Kingsville	Sr.	INF	52	13	0.25
9. Kelli Spaulding, Central Wash.	Jr.	3B	45	11	0.24
10. Randi Johns, Grand Canyon	Fr.	INF	55	12	0.22
11. Julie Brodie, Mass.-Lowell	So.	C	56	12	0.21
Michelle Hammons, St. Joseph's (Ind.)	Jr.	INF	42	9	0.21
13. Katee Knapp, Erskine	Fr.	OF	47	10	0.21
14. Kristen DesLauriers, Le Moyne	Jr.	C	52	11	0.21
15. Heather Jones, GC&SU	Sr.	1B	57	12	0.21
16. Stephanie Sims, Shepherd	So.	INF	44	9	0.20
17. Ashley Hinojosa, Incarnate Word	Fr.	—	64	13	0.20
18. Kim Griffin, Mercyhurst	Jr.	SP/RP	45	9	0.20
19. Katy Lee, Ky. Wesleyan	So.	C	47	9	0.19
20. Jeana Short, Armstrong Atlantic	Sr.	3B	65	12	0.18
21. Whitney Hickam, Carson-Newman	Sr.	INF	55	10	0.18
Kes Lowe, Alderson-Broaddus	Sr.	OF	55	10	0.18
23. Shannon Benash, Mo. Western St.	Sr.	2B	56	10	0.18
24. Macy Baker, Angelo St.	Fr.	SS	57	10	0.18
Kandace Kubat, Angelo St.	Jr.	OF	57	10	0.18
26. Chelsie McNew, Lincoln Memorial	Fr.	C	63	11	0.17
27. Lindsay Shandera, UC-Colo. Spgs.	Jr.	1B	52	9	0.17
28. Karen Varteressian, St. Edward's	So.	INF	66	10	0.15
29. Rachel Townsend, Texas Woman's	Sr.	3B	60	9	0.15
30. Courtney Allar, West Liberty St.	Sr.	OF	68	10	0.15

Earned-Run Average

Minimum 100 Innings Pitched

Rank, Name, Team	Cl.	Pos.	App.	IP	R	ER	ERA
1. Kristin Erb, Lock Haven	Fr.	SP	39	248.0	20	7	0.20
2. Casey Hanes, Lenoir-Rhyne	Fr.	SP/RP	42	264.0	48	16	0.42
3. Megan Brown, Fla. Southern	Jr.	SP	38	203.1	29	18	0.62
4. Kelley Tiesi, Shippensburg	Sr.	SP	38	242.1	44	24	0.69
5. Melissa Stevens, Emporia St.	Sr.	SP/RP	37	225.1	32	24	0.75
6. Katie Heintz, St. Leo	Sr.	SP	43	268.2	41	30	0.78
7. Rachael Edinger, Fla. Gulf Coast	So.	SP	35	212.1	39	24	0.79
8. Katie Krauth, Augustana (S.D.)	Sr.	SP	28	190.0	30	24	0.88
9. Lizzy Prescott, Humboldt St.	So.	SP	33	197.1	31	26	0.92
10. Sonja Garnett, San Fran. St.	Sr.	SP/RP	44	255.2	49	34	0.93
11. Ramie Garcia, Barry	Sr.	SP	31	164.2	35	22	0.94
12. Lisa Shepard, Northwood (Mich.)	Sr.	SP	29	176.0	32	24	0.95
13. Casie Waskey, Alderson-Broaddus	Sr.	SP	38	244.1	73	34	0.97
14. Tracy Motzny, Humboldt St.	Jr.	SP	35	164.2	39	24	1.02
15. Taren Tuley, Neb.-Omaha	Jr.	SP	28	168.2	37	25	1.04
16. Ingrid Schumacher, Rollins	So.	SP	28	161.2	36	24	1.04
17. Jeanette Middlestead, Lock Haven	Sr.	SP	20	107.2	24	16	1.04
18. Nicole Anderson, Rollins	Fr.	SP	40	216.0	49	34	1.10
19. Meredith O'Connor, Lenoir-Rhyne	So.	SP	26	177.2	47	28	1.10
20. Samantha Mantor, Bridgeport	Jr.	SP	32	194.1	56	31	1.12
21. Courtney Reed, Emporia St.	Jr.	SP/RP	32	181.2	35	29	1.12
22. Jennifer Buckley, West Fla.	Sr.	SP	29	173.1	41	28	1.13
23. Beth Wendlinger, Indianapolis	Sr.	SP	33	194.0	44	32	1.15
24. Cheris Kuster, Neb.-Omaha	Jr.	SP	27	145.1	33	24	1.16
25. Amy Thomas, Cal St. Dom. Hills	So.	SP	24	108.0	39	18	1.17
26. Tara Reed, Bloomsburg	Fr.	SP	22	126.1	32	22	1.22
27. Amber Jack, Barry	Fr.	SP/RP	31	130.2	24	23	1.23
28. Danielle Shields, Shippensburg	So.	SP	27	157.1	43	29	1.29
29. Stacey Bronson, Fla. Southern	Sr.	SP	30	134.2	31	25	1.30
30. Sabra McCune, SIU Edwardsville	Jr.	SP	44	271.1	62	51	1.32
31. Malissa Magee, St. Mary's (Tex.)	So.	SP	49	267.0	91	51	1.34
32. Brittany Willson, Midwestern St.	Sr.	SP	43	254.1	65	50	1.38
33. Danielle Stallone, C.W. Post	Jr.	SP	29	147.0	43	29	1.38
34. Kristen Schmidt, Concordia-St. Paul	Sr.	SP	47	277.0	68	56	1.42
35. Christina Cearley, Southeastern Okla.	Sr.	SP	44	226.2	55	46	1.42
36. Jessica Dempsey, Southern Conn. St.	So.	SP/RP	23	112.0	38	23	1.44
37. Becky Mezyk, California (Pa.)	Sr.	SP	26	141.0	44	29	1.44

Rank, Name, Team	Cl.	Pos.	App.	IP	R	ER	ERA
38. Alli Blake, Central Okla.	So.	SP/RP	39	188.1	66	39	1.45
39. Amanda Shelton, Coker	Sr.	SP	24	118.2	42	25	1.47
40. Jessica Saunders, Caldwell	Sr.	SP	28	164.1	55	35	1.49
41. Amanda Johnson, Southwest Minn. St.	Fr.	SP	42	218.2	62	47	1.50
42. Ashley Green, Wingate	Jr.	SP	38	195.1	45	42	1.51
43. Samantha Yodowitz, C.W. Post	So.	SP	24	148.1	49	32	1.51
44. April Nietrzeba, Tiffin	Jr.	SP	37	232.1	72	51	1.54
45. Nicole Fringer, Southwest Minn. St.	Jr.	SP	29	136.0	45	30	1.54
46. Jackie Miller, Cal St. Dom. Hills	Sr.	SP	29	167.2	46	37	1.54
47. Lori Andjelich, Grand Valley St.	Fr.	SP	35	185.0	65	42	1.59
48. Sage Woodham, Ala.-Huntsville	Fr.	SP	40	214.0	68	49	1.60
49. Samantha Sasko, Georgian Court	Fr.	SP	31	156.1	55	36	1.61
50. Kelly Morris, Northwest Mo. St.	So.	SP	22	104.0	35	24	1.62

Strikeouts Per Seven Innings

Minimum 100 Innings Pitched

Rank, Name, Team	Cl.	Pos.	App.	IP	SO	SO/ 7 Inn.
1. Amy Dumas, Augusta St.	So.	SP	29	151.2	259	12.0
2. Somer Bigham, Coker	Jr.	SP	27	141.1	220	10.9
3. Lisa Shepard, Northwood (Mich.)	Sr.	SP	29	176.0	274	10.9
4. Monica Chavez, Fort Lewis	So.	SP	25	152.2	233	10.7
5. Kelley Tiesi, Shippensburg	Sr.	SP	38	242.1	369	10.7
6. Meredith O'Connor, Lenoir-Rhyne	So.	SP	26	177.2	270	10.6
7. Katie Heintz, St. Leo	Sr.	SP	43	268.2	400	10.4
8. Melissa Stevens, Emporia St.	Sr.	SP/RP	37	225.1	328	10.2
9. Lizzy Prescott, Humboldt St.	So.	SP	33	197.1	276	9.8
10. Courtney Reed, Emporia St.	Jr.	SP/RP	32	181.2	249	9.6
11. Meagan Shimkus, Wis.-Parkside	So.	SP/RP	22	126.2	173	9.6
12. Amanda Johnson, Southwest Minn. St.	Fr.	SP	42	218.2	298	9.5
13. Julie Vancura, Minn. St. Moorhead	So.	SP	35	130.0	173	9.3
14. Tara Petersen, North Dakota	Sr.	SP	38	195.2	259	9.3
15. Ashley Heatwole, St. Joseph's (Ind.)	Sr.	SP	22	136.0	173	8.9
16. Rachael Edinger, Fla. Gulf Coast	So.	SP	35	212.1	269	8.9
17. Kristen Schmidt, Concordia-St. Paul	Sr.	SP	47	277.0	350	8.8
18. Jessica Saunders, Caldwell	Sr.	SP	28	164.1	205	8.7
19. Katie Krauth, Augustana (S.D.)	Sr.	SP	28	190.0	235	8.7
20. Nikki Dunn, Christian Bros.	Fr.	SP	36	196.1	242	8.6
21. Jaime Williams, Ashland	Jr.	SP/RP	37	225.0	276	8.6
22. Shannon Anderson, Tarleton St.	Jr.	SP	34	145.1	178	8.6
23. Amber Shore, Winston-Salem	Fr.	SP	29	157.0	191	8.5
24. Jeanette Middlestead, Lock Haven	Sr.	SP	20	107.2	131	8.5
25. Nicole Anderson, Rollins	Fr.	SP	40	216.0	260	8.4
26. Sheena Smith, Northwood (Mich.)	Fr.	SP	23	108.1	130	8.4
27. Laura Stokes, Kentucky St.	Fr.	SP	19	101.0	121	8.4
28. Michelle Krupna, Dominican (N.Y.)	Jr.	SP	25	107.0	128	8.4
29. Aimee Genter, Hillsdale	So.	SP/RP	30	166.2	199	8.4
30. Loni Wedemeier, Truman	Sr.	SP/RP	33	159.2	190	8.3

Augusta State Sports Information

Sophomore Amy Dumas averaged 12.0 strikeouts per seven innings to lead Division II in 2006. She compiled 259 strikeouts in 151.2 innings for Augusta State.

Victories

Rank, Name, Team	Cl.	Pos.	App.	IP	W	L	Pct.
1. Kristin Erb, Lock Haven	Fr.	SP	39	248.0	36	1	.973
2. Sabra McCune, SIU Edwardsville	Jr.	SP	44	271.1	33	9	.786
3. Megan Brown, Fla. Southern	Jr.	SP	38	203.1	30	4	.882
Melissa Stevens, Emporia St.	Sr.	SP/RP	37	225.1	30	4	.882
April Nietrzeba, Tiffin	Jr.	SP	37	232.1	30	6	.833
Casey Hanes, Lenoir-Rhyne	Fr.	SP/RP	42	264.0	30	9	.769
Anna Lamb, Henderson St.	Jr.	RP	47	283.2	30	14	.682
8. Sonja Garnett, San Fran. St.	Sr.	SP/RP	44	255.2	29	8	.784
Brittany Willson, Midwestern St.	Sr.	SP	43	254.1	29	10	.744
Megan Elliott, Carson-Newman	Sr.	SP	42	265.0	29	11	.725
Malissa Magee, St. Mary's (Tex.)	So.	—	49	267.0	29	11	.725
12. Lizzy Prescott, Humboldt St.	So.	SP	33	197.1	27	4	.871
Ashley Green, Wingate	Jr.	SP	38	195.1	27	8	.771
Jennifer Leal, Abilene Christian	Sr.	SP	40	221.2	27	8	.771
Kaitlyn Gentert, Regis (Colo.)	So.	SP	46	235.2	27	11	.711
Casie Waskey, Alderson-Broaddus	Sr.	SP	38	244.1	27	11	.711
Kristen Schmidt, Concordia-St. Paul	Sr.	SP	47	277.0	27	12	.692
Katie Heintz, St. Leo	Sr.	SP	43	268.2	27	13	.675
Lindsay Ettinger, Catawba	Jr.	SP	51	324.2	27	19	.587
20. Cory Karcesky, West Va. Wesleyan	Sr.	SP	31	185.0	26	3	.897
Rachael Edinger, Fla. Gulf Coast	So.	SP	35	212.1	26	6	.813
Christie Hill, Cal St. Bakersfield	Sr.	SP	36	211.0	26	8	.765
23. Courtney Reed, Emporia St.	Jr.	SP/RP	32	181.2	25	3	.893
Sage Woodham, Ala.-Huntsville	Fr.	SP	40	214.0	25	7	.781
Kelley Tiesi, Shippensburg	Sr.	SP	38	242.1	25	10	.714
Nicole Anderson, Rollins	Fr.	SP	40	216.0	25	11	.694
27. Tracy Motzny, Humboldt St.	Jr.	SP	35	164.2	24	2	.923
Katie Krauth, Augustana (S.D.)	Sr.	SP	28	190.0	24	4	.857
Christina Cearley, Southeastern Okla.	Sr.	SP	44	226.2	24	7	.774
Melissa Perez, Incarnate Word	So.	—	36	209.1	24	9	.727
Amanda Smith, Northern Ky.	Fr.	INF	46	253.1	24	12	.667
Andrea Lewis, Charleston (W.V.)	Jr.	SP/RP	39	254.2	24	15	.615

Saves

Rank, Name, Team	Cl.	Pos.	App.	IP	SV
1. Jenny Hess, Ala.-Huntsville	Jr.	SP/RP	40	86.1	11
2. Shalynn Napolitano, Assumption	Sr.	SP/RP	34	82.0	8
3. Jennifer Churchill, Queens (N.C.)	Sr.	SP/RP	25	50.2	7
4. Alli Blake, Central Okla.	So.	SP/RP	39	188.1	6
Christina Cearley, Southeastern Okla.	Sr.	SP	44	226.2	6
Kaitlyn Gentert, Regis (Colo.)	So.	SP	46	235.2	6
7. Vikki Guido, Mass.-Lowell	Jr.	OF/RP	13	24.1	5
Kelly Martin, Central Mo.	Fr.	SP/RP	21	43.2	5
Alyssa Childers, Fairmont St.	So.	SP	27	99.0	5
Megan Nickerson, American Int'l	So.	SP/RP	28	135.1	5
Christine Ermer, Mount Olive	Fr.	SP	31	57.1	5
Jenna Smart, Delta St.	Sr.	SP	33	91.1	5
Janet Barker, Minn. St. Mankato	Sr.	SP/RP	42	199.2	5
Amanda Johnson, Southwest Minn. St.	Fr.	SP	42	218.2	5
15. Elske ten Hoope, Valdosta St.	Sr.	SP/RP	18	64.1	4
Lindsey Predovich, Mo. Western St.	Jr.	SP	22	73.0	4
Lauren Symonick, Assumption	So.	SP/RP	28	110.1	4
Megan Niesel, North Ala.	Fr.	SP/RP	31	141.0	4
Loni Wedemeier, Truman	Sr.	SP/RP	33	159.2	4
Dana Wertz, Mo. Western St.	Jr.	SP	36	179.2	4
Amber West, Florida Tech	So.	SP	36	195.2	4
Kate Thompson, West Ga.	Jr.	SP/RP	37	144.1	4
Jennifer Whited, S.C. Upstate	Sr.	SP	37	144.1	4
Amanda Smith, Northern Ky.	Fr.	INF/RP	46	253.1	4
Kristen Schmidt, Concordia-St. Paul	Sr.	SP	47	277.0	4
26. Kaye Wibbenmeyer, Mo.-Rolla	Fr.	SP	13	38.0	3
Deanna Butler, Benedict	So.	RP	13	66.0	3
Cecilia Gorforth, Caldwell	Fr.	SP/RP	19	42.2	3
Amy Schneider, Mo. Southern St.	Sr.	SP/RP	20	79.0	3
Vanessa Esenberg, West Liberty St.	Fr.	SP/RP	23	46.2	3
Sarah Backe, Fla. Gulf Coast	Jr.	SP	24	94.0	3
Heather Shutler, Fairmont St.	Fr.	RP	24	121.1	3
Courtney Lyons, Lewis	Fr.	SP	27	119.2	3
Emily Flieger, Millersville	Fr.	RP	27	127.2	3
Somer Bigham, Coker	Jr.	SP	27	141.1	3
Cheris Kuster, Neb.-Omaha	Jr.	SP	27	145.1	3
Terina Stacks, Mont. St.-Billings	Fr.	SP	28	110.1	3
Jess Vonada, Millersville	So.	SP	28	135.1	3
Nicole Fringer, Southwest Minn. St.	Jr.	SP	29	136.0	3
Austin Murray, Lander	So.	RP	30	106.2	3
Jessica Horne, Minn. Duluth	So.	SP/RP	30	132.2	3
Cyrilla Suker, Mass.-Lowell	Fr.	SP/RP	30	165.1	3
Amber Jack, Barry	Fr.	SP/RP	31	130.2	3
Sarah Vidalin, Abilene Christian	Fr.	SP/RP	32	135.0	3
Brittney Walker, Lincoln Memorial	Jr.	SP	33	182.0	3
Julie Vancura, Minn. St. Moorhead	So.	SP	35	130.0	3
Brittany Hansen, Minn. Duluth	So.	SP/RP	35	163.1	3
Lori Andjelich, Grand Valley St.	Fr.	SP	35	185.0	3

Rank, Name, Team	Cl.	Pos.	App.	IP	SV
Britni Adcox, Delta St.	So.	SP/RP	37	130.0	3
Brittany Willson, Midwestern St.	Sr.	SP	43	254.1	3
Jessica Hutton, Cameron	Jr.	SP	44	196.2	3
Sonja Garnett, San Fran. St.	Sr.	SP/RP	44	255.2	3

Perfect Games from 2006 Season

Player, Team vs. Opponent	Innings	Date
Erin Martin, Seattle vs. St. Martin's	6	April 5, 2006

2006 Division II Team Leaders

Batting Average

Rank, Team	G	W-L-T	AB	H	BA
1. Kentucky St.	34	25-9	927	373	.402
2. Stillman	38	25-13	976	390	.400
3. Miles	41	25-16	1,048	409	.390
4. N.C. Central	51	35-16	1,392	532	.382
5. Johnson C. Smith	41	28-13	1,129	416	.368
6. Paine	31	8-23	753	275	.365
7. Eastern N.M.	54	33-21	1,593	573	.360
8. Tiffin	68	55-11-2	1,719	618	.360
9. Wingate	58	47-11	1,630	583	.358
10. Benedict	39	20-19	1,100	386	.351
11. Humboldt St.	60	54-6	1,588	551	.347
12. Regis (Colo.)	63	48-15	1,747	602	.345
13. Fort Valley St.	46	26-20	1,120	379	.338
14. Colorado St.-Pueblo	49	29-20	1,386	467	.337
15. Cal St. Bakersfield	64	52-12	1,808	606	.335
16. St. Paul's	22	2-20	539	180	.334
17. Lock Haven	60	56-4	1,600	532	.333
18. Abilene Christian	61	42-19	1,701	565	.332
19. UC-Colo. Spgs.	52	36-16	1,403	466	.332
20. Charleston (W.V.)	50	29-21	1,372	454	.331
21. Fla. Southern	63	55-8	1,629	539	.331
22. Ala.-Huntsville	69	52-17	1,908	628	.329
23. Winona St.	57	41-15-1	1,578	517	.328
24. West Va. Wesleyan	68	44-24	1,861	607	.326
25. Georgian Court	46	29-17	1,262	411	.326
26. Lewis	54	39-15	1,435	467	.325
27. Neb.-Kearney	49	29-20	1,390	451	.324
28. Columbus St.	54	39-15	1,465	475	.324
29. C.W. Post	55	44-11	1,481	475	.321
30. Bluefield St.	55	30-27	1,538	490	.319
31. North Ala.	60	40-20	1,689	538	.319
32. Cal St. Dom. Hills	57	46-11	1,512	481	.318
33. Winston-Salem	41	21-20	1,101	350	.318
34. Bowie St.	39	26-13	1,078	341	.316
35. Florida Tech	47	31-16	1,287	407	.316
36. Delta St.	72	49-23	1,971	622	.316
37. Angelo St.	57	31-26	1,503	474	.315
38. Tarleton St.	47	24-22-1	1,228	385	.314
39. Albany St. (Ga.)	61	26-35	1,599	499	.312
40. Elizabeth City St.	27	14-13	741	231	.312
41. Kutztown	51	32-19	1,372	426	.310
42. Bryant	47	29-18	1,257	390	.310
43. Colorado Mines	38	14-24	1,051	326	.310
44. SIU Edwardsville	63	52-11	1,601	496	.310
45. Southeastern Okla.	56	42-14	1,485	460	.310
46. Northern Ky.	64	41-21-2	1,693	524	.310
47. Mo.-Rolla	43	33-10	1,160	358	.309
48. Mesa St.	43	21-22	1,233	380	.308
49. St. Edward's	67	45-22	1,814	559	.308
50. Adams St.	53	17-36	1,393	428	.307

Slugging Percentage

Rank, Team	G	W-L-T	AB	TB	Slg. Pct.
1. N.C. Central	51	35-16	1,392	805	.578
2. Kentucky St.	34	25-9	927	535	.577
3. Stillman	38	25-13	976	561	.575
4. UC-Colo. Spgs.	52	36-16	1,403	796	.567
5. Regis (Colo.)	63	48-15	1,747	991	.567
6. Paine	31	8-23	753	427	.567
7. Mesa St.	43	21-22	1,233	691	.560
8. Lock Haven	60	56-4	1,600	881	.551
9. Colorado St.-Pueblo	49	29-20	1,386	763	.551
10. Neb.-Kearney	49	29-20	1,390	765	.550
11. Tiffin	68	55-11-2	1,719	941	.547
12. Eastern N.M.	54	33-21	1,593	855	.537
13. Miles	41	25-16	1,048	553	.528
14. Wingate	58	47-11	1,630	858	.526
15. Johnson C. Smith	41	28-13	1,129	592	.524
16. Humboldt St.	60	54-6	1,588	830	.523
17. Benedict	39	20-19	1,100	568	.516
18. Adams St.	53	17-36	1,393	718	.515
19. Abilene Christian	61	42-19	1,701	857	.504
20. Ala.-Huntsville	69	52-17	1,908	956	.501
21. Mo.-Rolla	43	33-10	1,160	580	.500
22. Delta St.	72	49-23	1,971	984	.499
23. Kutztown	51	32-19	1,372	678	.494
24. Winona St.	57	41-15-1	1,578	776	.492
25. Emporia St.	69	62-7	1,847	904	.489
26. St. Edward's	67	45-22	1,814	884	.487
27. C.W. Post	55	44-11	1,481	713	.481
28. Georgian Court	46	29-17	1,262	606	.480
29. Fort Valley St.	46	26-20	1,120	534	.477
30. Fla. Gulf Coast	67	58-9	1,762	835	.474
31. St. Paul's	22	2-20	539	255	.473
32. Lewis	54	39-15	1,435	678	.472
33. Bryant	47	29-18	1,257	592	.471
34. Alderson-Broaddus	55	38-17	1,410	663	.470
35. West Va. Wesleyan	68	44-24	1,861	872	.469
36. Northwest Mo. St.	55	40-15	1,462	684	.468
37. Cal St. Dom. Hills	57	46-11	1,512	704	.466
38. Arkansas Tech	47	22-25	1,244	575	.462
39. Neb.-Omaha	60	47-13	1,631	753	.462
40. Angelo St.	57	31-26	1,503	692	.460
41. Francis Marion	43	27-16	1,208	555	.459
42. Armstrong Atlantic	67	40-27	1,751	803	.459
43. Fla. Southern	63	55-8	1,629	747	.459
44. Fairmont St.	48	31-22	1,310	599	.457
45. Carson-Newman	55	40-15	1,462	666	.456
46. Washburn	57	36-21	1,497	681	.455
47. Central Wash.	45	20-25	1,192	542	.455
48. Albany St. (Ga.)	61	26-35	1,599	727	.455
49. Bluefield St.	55	30-27	1,538	693	.451
50. Dominican (N.Y.)	56	37-19	1,488	669	.450

Scoring

Rank, Team	G	W-L-T	R	PG
1. Miles	41	25-16	421	10.27
2. Kentucky St.	34	25-9	324	9.53
3. N.C. Central	51	35-16	483	9.47
4. Stillman	38	25-13	350	9.21
5. Johnson C. Smith	41	28-13	377	9.20
6. Fort Valley St.	46	26-20	388	8.43
7. Colorado St.-Pueblo	49	29-20	363	7.41
8. Benedict	39	20-19	280	7.18
9. UC-Colo. Spgs.	52	36-16	367	7.06
10. Paine	31	8-23	216	6.97
11. Bluefield St.	55	30-27	383	6.96
12. Virginia St.	33	15-18	225	6.82
13. Bowie St.	39	26-13	264	6.77
14. Regis (Colo.)	63	48-15	424	6.73
15. Shaw	26	10-16	173	6.65
16. Eastern N.M.	54	33-21	356	6.59
17. Humboldt St.	60	54-6	392	6.53
18. Wingate	58	47-11	374	6.45
19. Elizabeth City St.	27	14-13	173	6.41
20. Tuskegee	32	9-23	205	6.41
21. Mesa St.	43	21-22	275	6.40
22. Fla. Southern	63	55-8	401	6.37
23. St. Paul's	22	2-20	140	6.36
24. Ala.-Huntsville	69	52-17	435	6.30
25. Tiffin	68	55-11-2	427	6.28
26. Winston-Salem	41	21-20	257	6.27
27. Lock Haven	60	56-4	373	6.22

Rank, Team	G	W-L-T	R	PG
28. Neb.-Kearney	49	29-20	303	6.18
29. Abilene Christian	61	42-19	374	6.13
30. North Ala.	60	40-20	367	6.12
31. Winona St.	57	41-15-1	345	6.05
32. Adams St.	53	17-36	318	6.00
Livingstone	22	1-21	132	6.00
34. Cal St. Dom. Hills	57	46-11	339	5.95
35. LeMoyne-Owen	26	5-21	154	5.92
36. Emporia St.	69	62-7	404	5.86
37. Fla. Gulf Coast	67	58-9	383	5.72
38. St. Edward's	67	45-22	378	5.64
39. Lewis	54	39-15	303	5.61
40. Angelo St.	57	31-26	319	5.60
41. Cal St. Bakersfield	64	52-12	356	5.56
42. Delta St.	72	49-23	400	5.56
43. Mo.-Rolla	43	33-10	238	5.53
44. UNC Pembroke	55	23-32	299	5.44
45. West Va. Wesleyan	68	44-24	368	5.41
46. Mansfield	43	21-22	230	5.35
47. GC&SU	58	45-13	310	5.34
48. Bryant	47	29-18	249	5.30
49. Carson-Newman	55	40-15	291	5.29
50. Georgian Court	46	29-17	243	5.28

Doubles Per Game

Rank, Team	G	W-L-T	2B	PG
1. Benedict	39	20-19	96	2.46
2. Kentucky St.	34	25-9	74	2.18
3. Miles	41	25-16	83	2.02
4. Stillman	38	25-13	73	1.92
5. Johnson C. Smith	41	28-13	76	1.85
6. Tiffin	68	55-11-2	125	1.84
7. Eastern N.M.	54	33-21	99	1.83
8. Bryant	47	29-18	86	1.83
9. UC-Colo. Spgs.	52	36-16	95	1.83
10. Fort Valley St.	46	26-20	82	1.78
11. Francis Marion	43	27-16	75	1.74
12. C.W. Post	55	44-11	95	1.73
13. N.C. Central	51	35-16	88	1.73
14. Mo.-Rolla	43	33-10	74	1.72
15. Charleston (W.V.)	50	29-21	86	1.72
16. Dominican (N.Y.)	56	37-19	96	1.71
17. Colorado Mines	38	14-24	65	1.71
18. Winona St.	57	41-15-1	97	1.70
19. West Virginia St.	62	41-20-1	103	1.66
20. S.C. Upstate	60	41-18-1	99	1.65
21. Fairmont St.	48	31-22	79	1.65
22. Le Moyne	53	32-21	87	1.64
23. Lincoln Memorial	64	37-27	105	1.64
24. Colorado St.-Pueblo	49	29-20	80	1.63
25. Ala.-Huntsville	69	52-17	112	1.62
26. Indianapolis	50	31-19	81	1.62
27. Cal St. Dom. Hills	57	46-11	92	1.61
28. Hillsdale	49	25-24	79	1.61
29. Abilene Christian	61	42-19	97	1.59
30. Armstrong Atlantic	67	40-27	106	1.58
31. Fort Lewis	50	25-25	79	1.58
32. Midwestern St.	59	44-15	93	1.58
33. Neb.-Omaha	60	47-13	92	1.53
Lock Haven	60	56-4	92	1.53
35. Arkansas Tech	47	22-25	72	1.53
36. Kutztown	51	32-19	78	1.53
37. Angelo St.	57	31-26	87	1.53
38. East Stroudsburg	54	27-27	82	1.52
39. Mansfield	43	21-22	65	1.51
40. Western N.M.	47	25-22	71	1.51
41. Neb.-Kearney	49	29-20	74	1.51
42. Rollins	61	45-16	92	1.51
43. Humboldt St.	60	54-6	90	1.50
Ferris St.	52	26-26	78	1.50
45. Washburn	57	36-21	85	1.49
46. Alderson-Broaddus	55	38-17	82	1.49
47. Winston-Salem	41	21-20	61	1.49
48. Bowie St.	39	26-13	58	1.49
49. West Va. Wesleyan	68	44-24	101	1.49
50. Mount Olive	56	26-30	83	1.48

Triples Per Game

Rank, Team	G	W-L-T	3B	PG
1. Paine	31	8-23	28	0.90
2. Benedict	39	20-19	25	0.64
3. Johnson C. Smith	41	28-13	26	0.63
4. Fort Valley St.	46	26-20	29	0.63
5. N.C. Central	51	35-16	31	0.61
6. Kentucky St.	34	25-9	20	0.59
7. Winston-Salem	41	21-20	24	0.59
8. St. Augustine's	34	8-26	19	0.56
9. St. Paul's	22	2-20	12	0.55
Virginia St.	33	15-18	18	0.55
11. Fla. Southern	63	55-8	34	0.54
12. Tiffin	68	55-11-2	36	0.53
13. Tuskegee	32	9-23	16	0.50
Stillman	38	25-13	19	0.50
15. Findlay	52	14-38	22	0.42
16. Central Wash.	45	20-25	19	0.42
17. Winona St.	57	41-15-1	24	0.42
18. Regis (Colo.)	63	48-15	26	0.41
19. Mo.-Rolla	43	33-10	17	0.40
20. Albany St. (Ga.)	61	26-35	24	0.39
21. Fla. Gulf Coast	67	58-9	26	0.39
22. LeMoyne-Owen	26	5-21	10	0.38
23. Bluefield St.	55	30-27	21	0.38
24. GC&SU	58	45-13	22	0.38
Wingate	58	47-11	22	0.38
26. Virginia Union	24	3-21	9	0.38
27. Nyack	38	12-26	14	0.37
28. Mansfield	43	21-22	15	0.35
29. Miles	41	25-16	14	0.34
30. Southwest Minn. St.	53	41-12	18	0.34
31. Cal St. Stanislaus	57	34-23	19	0.33
32. Neb.-Omaha	60	47-13	19	0.32
33. NYIT	35	13-22	11	0.31
34. Upper Iowa	45	14-31	14	0.31
35. Shaw	26	10-16	8	0.31
Tex. A&M-Kingsville	52	25-26-1	16	0.31
37. St. Joseph's (Ind.)	43	26-18	13	0.30
Bentley	43	6-37	13	0.30
39. Truman	53	30-23	16	0.30
40. Mo. Western St.	60	40-20	18	0.30
41. West Liberty St.	68	36-32	20	0.29
42. C.W. Post	55	44-11	16	0.29
43. Southern N.H.	45	23-22	13	0.29
44. Tusculum	52	18-32-2	15	0.29
45. Limestone	59	29-30	17	0.29
46. Lander	56	27-28-1	16	0.29
North Dakota	42	17-25	12	0.29
48. Bowie St.	39	26-13	11	0.28
49. Indianapolis	50	31-19	14	0.28
50. Tarleton St.	47	24-22-1	13	0.28

Home Runs Per Game

Rank, Team	G	W-L-T	HR	PG
1. Mesa St.	43	21-22	83	1.93
2. Neb.-Kearney	49	29-20	76	1.55
3. Colorado St.-Pueblo	49	29-20	68	1.39
4. UC-Colo. Spgs.	52	36-16	71	1.37
5. Regis (Colo.)	63	48-15	83	1.32
6. Lock Haven	60	56-4	79	1.32
7. Adams St.	53	17-36	65	1.23
8. Northwest Mo. St.	55	40-15	64	1.16
9. Emporia St.	69	62-7	75	1.09
10. Delta St.	72	49-23	78	1.08
11. Kutztown	51	32-19	54	1.06
12. Eastern N.M.	54	33-21	57	1.06
13. St. Edward's	67	45-22	67	1.00
Abilene Christian	61	42-19	61	1.00
15. Henderson St.	58	39-19	56	0.97
16. Alderson-Broaddus	55	38-17	52	0.95
17. Anderson (S.C.)	52	20-32	49	0.94
18. Ala.-Huntsville	69	52-17	64	0.93
19. Catawba	51	28-23	47	0.92
20. Humboldt St.	60	54-6	55	0.92
21. Mo.-Rolla	43	33-10	38	0.88
22. Southern Ark.	57	26-31	50	0.88
23. Wingate	58	47-11	50	0.86
24. Francis Marion	43	27-16	37	0.86
25. Washburn	57	36-21	49	0.86
26. Mont. St.-Billings	51	20-31	43	0.84
27. Fla. Gulf Coast	67	58-9	56	0.84
28. Georgian Court	46	29-17	38	0.83
29. Minn. St. Mankato	57	30-27	47	0.82
30. Carson-Newman	55	40-15	45	0.82

Rank, Team	G	W-L-T	HR	PG
31. Western N.M.	47	25-22	38	0.81
Arkansas Tech	47	22-25	38	0.81
33. Augusta St.	46	29-17	37	0.80
34. N.C. Central	51	35-16	41	0.80
35. Central Wash.	45	20-25	36	0.80
West Ga.	65	39-26	52	0.80
Minn. Duluth	45	25-20	36	0.80
38. Seattle	56	34-22	43	0.77
39. Armstrong Atlantic	67	40-27	51	0.76
40. Valdosta St.	65	41-24	49	0.75
41. Lincoln Memorial	64	37-27	48	0.75
42. Erskine	47	22-23-2	35	0.74
43. San Fran. St.	57	41-16	42	0.74
44. Neb.-Omaha	60	47-13	44	0.73
45. Dominican (N.Y.)	56	37-19	41	0.73
46. Fairmont St.	48	31-22	35	0.73
47. Mars Hill	59	22-37	43	0.73
48. West Fla.	54	36-18	39	0.72
49. Concordia-St. Paul	61	44-17	44	0.72
50. Lynn	50	24-26	36	0.72

Stolen Bases Per Game

Rank, Team	G	W-L-T	SB	PG
1. Miles	41	25-16	208	5.07
2. Johnson C. Smith	41	28-13	184	4.49
3. Livingstone	22	1-21	90	4.09
4. Paine	31	8-23	126	4.06
5. N.C. Central	51	35-16	169	3.31
6. SIU Edwardsville	63	52-11	188	2.98
7. Clark Atlanta	51	18-33	142	2.78
8. Fort Valley St.	46	26-20	121	2.63
9. Bowie St.	39	26-13	99	2.54
10. S.C. Upstate	60	41-18-1	152	2.53
11. Kentucky St.	34	25-9	84	2.47
12. Truman	53	30-23	130	2.45
13. Barry	52	39-13	124	2.38
14. Albany St. (Ga.)	61	26-35	143	2.34
15. Virginia St.	33	15-18	76	2.30
16. St. Paul's	22	2-20	49	2.23
17. UC-Colo. Spgs.	52	36-16	115	2.21
18. Virginia Union	24	3-21	52	2.17
19. Shaw	26	10-16	55	2.12
20. Winston-Salem	41	21-20	86	2.10
21. St. Augustine's	34	8-26	71	2.09
22. Fla. Southern	63	55-8	130	2.06
23. Fayetteville St.	24	7-17	49	2.04
24. LeMoyne-Owen	26	5-21	53	2.04
25. St. Joseph's (Ind.)	43	26-18	87	2.02
26. UNC Pembroke	55	23-32	108	1.96
27. Delta St.	72	49-23	140	1.94
28. Cal St. Dom. Hills	57	46-11	108	1.89
29. Tarleton St.	47	24-22-1	89	1.89
30. Bluefield St.	55	30-27	100	1.82
31. Tuskegee	32	9-23	58	1.81
32. Benedict	39	20-19	70	1.79
33. Emporia St.	69	62-7	122	1.77
34. Angelo St.	57	31-26	99	1.74
35. San Fran. St.	57	41-16	98	1.72
36. Texas Woman's	62	25-36-1	104	1.68
37. Fla. Gulf Coast	67	58-9	112	1.67
38. St. Cloud St.	57	33-24	95	1.67
39. Adelphi	50	33-17	82	1.64
40. Henderson St.	58	39-19	95	1.64
41. St. Mary's (Tex.)	74	49-25	120	1.62
42. Lewis	54	39-15	85	1.57
43. Merrimack	44	17-27	69	1.57
44. Mo. Western St.	60	40-20	94	1.57
45. Cal St. Chico	18	8-10	28	1.56
46. Ouachita Baptist	41	20-21	62	1.51
47. Cal St. Stanislaus	57	34-23	86	1.51
48. Central Mo.	57	32-25	83	1.46
49. Tex. A&M-Kingsville	52	25-26-1	72	1.38
50. Bryant	47	29-18	65	1.38

Earned-Run Average

Rank, Team	G	W-L-T	IP	R	ER	ERA
1. Lock Haven	60	56-4	394.2	53	31	0.55
2. Lenoir-Rhyne	65	52-12-1	460.2	96	45	0.68
3. Fla. Southern	63	55-8	403.2	76	53	0.92
4. Humboldt St.	60	54-6	381.2	75	52	0.95
5. Fla. Gulf Coast	67	58-9	451.2	98	63	0.98
6. Shippensburg	62	42-20	429.1	106	61	0.99
7. Emporia St.	69	62-7	466.0	96	68	1.02
8. Barry	52	39-13	358.1	79	53	1.04
9. Neb.-Omaha	60	47-13	410.0	108	69	1.18
10. Rollins	61	45-16	411.1	102	72	1.23
11. St. Leo	57	37-20	400.1	100	77	1.35
12. Indianapolis	50	31-19	345.1	98	67	1.36
13. Cal St. Dom. Hills	57	46-11	372.0	116	76	1.43
14. West Fla.	54	36-18	364.1	106	75	1.44
15. San Fran. St.	57	41-16	398.1	121	85	1.49
16. Southwest Minn. St.	53	41-12	363.1	108	78	1.50
17. Northwood (Mich.)	52	37-15	360.0	112	78	1.52
18. Alderson-Broaddus	55	38-17	364.0	147	80	1.54
19. Bloomsburg	55	38-17	366.2	99	82	1.57
20. Augustana (S.D.)	52	31-21	353.2	110	80	1.58
21. C.W. Post	55	44-11	376.2	117	86	1.60
22. Carson-Newman	55	40-15	359.1	135	85	1.66
23. SIU Edwardsville	63	52-11	425.1	122	101	1.66
24. Central Okla.	48	31-17	315.2	133	76	1.69
25. Tiffin	68	55-11-2	434.1	147	105	1.69
26. Concordia-St. Paul	61	44-17	413.1	143	102	1.73
27. Midwestern St.	59	44-15	401.0	139	99	1.73
28. Cal St. Bakersfield	64	52-12	430.0	138	108	1.76
29. Caldwell	53	36-17	358.0	142	91	1.78
30. GC&SU	58	45-13	388.2	133	100	1.80
31. Bridgeport	47	25-22	314.2	136	81	1.80
32. St. Mary's (Tex.)	74	49-25	495.1	201	129	1.82
33. Mo.-Rolla	43	33-10	283.1	102	76	1.88
34. California (Pa.)	43	26-17	288.2	106	78	1.89
35. Wingate	58	47-11	368.2	121	104	1.97
36. Northeastern St.	42	24-18	278.1	99	79	1.99
37. St. Joseph's (Ind.)	43	26-18	293.2	123	84	2.00
38. Felician	49	26-23	338.1	123	97	2.01
39. Southeastern Okla.	56	42-14	382.0	129	110	2.02
40. Coker	47	29-18	319.0	132	92	2.02
41. Winona St.	57	41-15-1	370.2	150	108	2.04
42. Grand Valley St.	56	35-21	386.2	158	113	2.05
43. Ala.-Huntsville	69	52-17	449.1	185	132	2.06
44. Northwest Mo. St.	55	40-15	363.0	141	109	2.10
45. Mass.-Lowell	56	34-22	373.2	169	113	2.12
46. Lewis	54	39-15	353.0	137	108	2.14
47. Dominican (N.Y.)	56	37-19	381.2	159	117	2.15
48. Wis.-Parkside	53	25-28	346.2	135	109	2.20
49. Southern Ind.	57	39-18	384.2	196	121	2.20
50. Dowling	57	28-29	382.1	197	121	2.22

Fielding Percentage

Rank, Team	G	W-L-T	PO	A	E	Pct.
1. SIU Edwardsville	63	52-11	1,276	497	33	.982
2. Assumption	50	30-20	981	466	32	.978
3. Humboldt St.	60	54-6	1,142	394	39	.975
4. Rollins	61	45-16	1,234	495	44	.975
5. Wingate	58	47-11	1,106	382	40	.974
6. Merrimack	44	17-27	899	423	36	.973
7. Northeastern St.	42	24-18	835	324	32	.973
8. Lock Haven	60	56-4	1,184	530	48	.973
9. Mo. Western St.	60	40-20	1,218	568	51	.972
10. West Ga.	65	39-26	1,295	504	53	.971
11. Augustana (S.D.)	52	31-21	1,061	457	45	.971
12. Neb.-Omaha	60	47-13	1,230	549	53	.971
13. Southeastern Okla.	56	42-14	1,155	420	48	.970
14. Emporia St.	69	62-7	1,398	395	55	.970
15. Bloomsburg	55	38-17	1,100	344	46	.969
16. North Ala.	60	40-20	1,178	482	53	.969
17. Cal St. Bakersfield	64	52-12	1,290	606	61	.969
18. Florida Tech	47	31-16	944	340	42	.968
19. Seattle	56	34-22	1,136	573	56	.968
20. Quincy	49	23-26	1,029	429	48	.968
21. Augusta St.	46	29-17	938	342	43	.967
22. Fla. Southern	63	55-8	1,211	544	60	.967
23. St. Leo	57	37-20	1,201	313	52	.967
24. S.C. Upstate	60	41-18-1	1,198	535	60	.967
25. Gannon	59	41-18	1,188	482	58	.966
26. Lewis	54	39-15	1,059	433	52	.966
27. Grand Valley St.	56	35-21	1,160	474	57	.966
28. Northwest Mo. St.	55	40-15	1,089	509	56	.966
29. Tiffin	68	55-11-2	1,303	569	66	.966
30. Ouachita Baptist	41	20-21	814	371	42	.966

Rank, Team	G	W-L-T	PO	A	E	Pct.
31. Hawaii-Hilo	51	30-21	1,036	486	54	.966
32. C.W. Post	55	44-11	1,130	420	55	.966
33. Mo.-Rolla	43	33-10	850	383	44	.966
34. Millersville	51	30-21	1,027	430	52	.966
35. West Va. Wesleyan	68	44-24	1,296	603	68	.965
36. Ala.-Huntsville	69	52-17	1,348	627	71	.965
37. Wis.-Parkside	53	25-28	1,040	320	49	.965
38. Cal St. Dom. Hills	57	46-11	1,116	382	55	.965
39. Midwestern St.	59	44-15	1,203	454	62	.964
40. Mo. Southern St.	40	17-23	851	403	47	.964
41. Valdosta St.	65	41-24	1,301	476	67	.964
42. Barry	52	39-13	1,075	522	61	.963
43. Southwest Minn. St.	53	41-12	1,090	343	55	.963
44. St. Cloud St.	57	33-24	1,181	430	62	.963
45. Felician	49	26-23	1,015	422	56	.962
46. Central Mo.	57	32-25	1,144	600	68	.962
47. Indiana (Pa.)	41	21-20	795	299	44	.961
48. Lenoir-Rhyne	65	52-12-1	1,380	457	74	.961
49. Concordia-St. Paul	61	44-17	1,240	395	66	.961
50. St. Joseph's (Ind.)	43	26-18	881	254	46	.961

Double Plays Per Game

Rank, Team	G	W-L-T	DP	PG
1. Central Wash.	45	20-25	26	0.58
2. Regis (Colo.)	63	48-15	33	0.52
3. Angelo St.	57	31-26	29	0.51
4. Mo.-St. Louis	46	13-33	22	0.48
5. Wayne St. (Neb.)	44	10-34	21	0.48
6. Colorado Mines	38	14-24	18	0.47
7. Colorado St.-Pueblo	49	29-20	23	0.47
8. Armstrong Atlantic	67	40-27	30	0.45
9. Southern Ark.	57	26-31	24	0.42
10. UNC Pembroke	55	23-32	23	0.42
11. Wayne St. (Mich.)	58	32-26	24	0.41
12. West Tex. A&M	54	11-43	22	0.41
13. Cal St. Bakersfield	64	52-12	26	0.41
14. Tex. A&M-Kingsville	52	25-26-1	21	0.40
15. St. Martin's	45	7-38	18	0.40
16. Nyack	38	12-26	15	0.39
17. Lander	56	27-28-1	22	0.39
18. N.C. Central	51	35-16	20	0.39
19. Western Ore.	49	17-32	19	0.39
20. Benedict	39	20-19	15	0.38
21. Lincoln Memorial	64	37-27	24	0.38
22. Mesa St.	43	21-22	16	0.37
23. Fla. Southern	63	55-8	23	0.37
24. St. Paul's	22	2-20	8	0.36
25. Florida Tech	47	31-16	17	0.36
26. St. Andrews	36	8-28	13	0.36
27. West Ala.	53	14-39	19	0.36
28. Wilmington (Del.)	40	9-31	14	0.35
Mo. Western St.	60	40-20	21	0.35
30. Neb.-Kearney	49	29-20	17	0.35
31. Seattle	56	34-22	19	0.34
32. Mont. St.-Billings	51	20-31	17	0.33
33. St. Edward's	67	45-22	22	0.33
34. Northwood (Mich.)	52	37-15	17	0.33
35. Wheeling Jesuit	49	17-33	16	0.33
36. Incarnate Word	65	46-19	21	0.32
37. West Va. Wesleyan	68	44-24	21	0.31
38. UC-Colo. Spgs.	52	36-16	16	0.31
39. Texas Woman's	62	25-36-1	19	0.31
40. Belmont Abbey	56	25-31	17	0.30
41. Mo.-Rolla	43	33-10	13	0.30
42. Nova Southeastern	50	22-28	15	0.30
43. Central Mo.	57	32-25	17	0.30
44. Ky. Wesleyan	47	16-31	14	0.30
45. Western Wash.	54	25-29	16	0.30
Eckerd	54	15-39	16	0.30
47. Albany St. (Ga.)	61	26-35	18	0.30
48. Hawaii-Hilo	51	30-21	15	0.29
Northwest Nazarene	51	23-28	15	0.29
Tiffin	68	55-11-2	20	0.29
Millersville	51	30-21	15	0.29

Winning Percentage

Rank, Team	W	L	T	^Pct.
1. Lock Haven	56	4	0	.933
2. Humboldt St.	54	6	0	.900
3. Emporia St.	62	7	0	.899
4. Fla. Southern	55	8	0	.873
5. Fla. Gulf Coast	58	9	0	.866
6. SIU Edwardsville	52	11	0	.825
7. Tiffin	55	11	2	.824
8. Cal St. Bakersfield	52	12	0	.813
9. Wingate	47	11	0	.810
10. Lenoir-Rhyne	52	12	1	.808
11. Cal St. Dom. Hills	46	11	0	.807
12. C.W. Post	44	11	0	.800
13. Neb.-Omaha	47	13	0	.783
14. GC&SU	45	13	0	.776
15. Southwest Minn. St.	41	12	0	.774
16. Mo.-Rolla	33	10	0	.767
17. Regis (Colo.)	48	15	0	.762
18. Ala.-Huntsville	52	17	0	.754
19. Southeastern Okla.	42	14	0	.750
Barry	39	13	0	.750
21. Midwestern St.	44	15	0	.746
22. Rollins	45	16	0	.738
23. Kentucky St.	25	9	0	.735
24. Winona St.	41	15	1	.728
25. Carson-Newman	40	15	0	.727
Northwest Mo. St.	40	15	0	.727
27. Columbus St.	39	15	0	.722
Lewis	39	15	0	.722
29. Concordia-St. Paul	44	17	0	.721
30. San Fran. St.	41	16	0	.719
31. Northwood (Mich.)	37	15	0	.712
32. Incarnate Word	46	19	0	.708
33. Gannon	41	18	0	.695
34. UC-Colo. Spgs.	36	16	0	.692
35. S.C. Upstate	41	18	1	.692
36. Alderson-Broaddus	38	17	0	.691
Bloomsburg	38	17	0	.691
38. Abilene Christian	42	19	0	.689
39. N.C. Central	35	16	0	.686
40. Southern Ind.	39	18	0	.684
41. Johnson C. Smith	28	13	0	.683
42. Delta St.	49	23	0	.681
43. Caldwell	36	17	0	.679
44. Shippensburg	42	20	0	.677
45. Henderson St.	39	19	0	.672
46. St. Edward's	45	22	0	.672
47. West Virginia St.	41	20	1	.669
48. North Ala.	40	20	0	.667
Mo. Western St.	40	20	0	.667
West Fla.	36	18	0	.667
Bowie St.	26	13	0	.667

^Ties computed as half win, half loss.

2006 Division III Individual Leaders

Batting Average

Minimum 2 At-Bats Per Game and 60 Total At-Bats

Rank, Name, Team	Cl.	Pos.	G	AB	H	BA
1. Miguelina Reyes, Lehman	Fr.	INF	28	78	47	.603
2. Jaime Bellettini, Brooklyn	So.	SP/RP	24	67	36	.537
3. Erin Ruest, Salisbury	Sr.	1B	39	119	63	.529
4. Sofia Castillo, Dallas	Jr.	2B	28	91	48	.527
5. Prudence Kjontvedt, Cal Lutheran	Jr.	3B	34	93	49	.527
6. Holly Gibson, Transylvania	Sr.	INF	43	128	67	.523
7. Kaitlyn Bowman, Bridgewater (Va.)	Fr.	OF	41	140	73	.521
8. Carrie Embree, St. Thomas (Minn.)	Jr.	SP/RP	52	154	80	.519
9. Audrey Lenoch, Gust. Adolphus	Sr.	1B	40	104	53	.510
10. Jessica Morgan, Wesley	So.	SP	40	111	56	.505
11. Laura Heise, St. Scholastica	Sr.	SP	44	119	60	.504
12. Caroline Cubbage, Lynchburg	Jr.	1B	44	131	66	.504
13. Ashlee Bass, N.C. Wesleyan	So.	SS	37	134	67	.500
14. Kaitlyn Dulac, Ithaca	Sr.	3B	37	115	57	.496
15. Angela Sebasto, Neumann	Fr.	RP	34	97	48	.495
16. Laura Lohneyer, Gallaudet	Sr.	C	29	93	46	.495
17. Michelle Rogers, Union (N.Y.)	Fr.	INF	36	111	54	.486
18. Janine Solomon, John Carroll	Sr.	OF	40	140	68	.486
19. Mary Berry, Me.-Farmington	Sr.	1B	32	95	46	.484
20. Jessica DeMooney, LaGrange	Sr.	INF	43	144	69	.479
21. Laura D'Andrea, Washington-St. Louis	So.	INF	43	126	60	.476
Erin Duignan, Mount Union	So.	OF	39	126	60	.476
23. Abby Arceneaux, Union (N.Y.)	Sr.	RP	39	137	65	.474
24. Sara Wastler, Hood	Fr.	INF	40	131	62	.473
25. Kristy Kehoss, Western New Eng.	Sr.	INF	46	161	76	.472
26. Heather Holley, Catholic	So.	INF	29	89	42	.472
27. Kari Hoying, Muskingum	So.	C	52	174	82	.471
28. Julie Gawronski, Union (N.Y.)	Sr.	OF	39	121	57	.471
29. Kristin Macha, Penn St.-Behrend	Jr.	INF	39	117	55	.470
30. Elizabeth Ward, Grinnell	Fr.	OF	33	96	45	.469
31. Brianne Haas, Maryville (Mo.)	Sr.	C	43	120	56	.467
32. Kim Kreimer, Thomas More	Jr.	3B	45	153	71	.464
33. Jamie Smrdel, John Carroll	Fr.	C	38	119	55	.462
34. Lauren Pleasant, Peace	Jr.	SP	40	117	54	.462
35. Hilary South, D'Youville	Sr.	SP	32	100	46	.460
36. Kelley Silagyi, La Verne	Sr.	3B	45	159	73	.459
37. Erin Daniels, Augustana (Ill.)	Sr.	INF	43	133	61	.459
38. Marissa Matis, Aurora	Fr.	OF	49	166	76	.458
39. Lindsay Ware, Bridgewater (Va.)	Jr.	3B	43	153	70	.458
40. Kate Lateshaw, Knox	Fr.	INF	32	81	37	.457
41. Lorena Cernetisch, Augustana (Ill.)	Jr.	OF	41	123	56	.455
42. Christel Gould, Baptist Bible (Pa.)	So.	SS	44	143	65	.455
43. Athanasia Totaro, Montclair St.	Sr.	SP/RP	46	137	62	.453
44. Emilie Maxey, Piedmont	So.	OF	44	113	51	.451
45. Cari Kinzenbaw, Wartburg	Sr.	INF	47	153	69	.451
46. Hillary Hudgins, Roanoke	So.	OF	43	142	64	.451
47. Nicole Cortez, Hardin-Simmons	Sr.	OF	42	147	66	.449
48. Carolyn Bartlett, DePauw	Fr.	OF	41	136	61	.449
49. Kristin Cerreto, Roger Williams	Sr.	INF	45	145	65	.448
50. Kylee Brouwer, Hope	So.	C	46	143	64	.448
Jessica Clack, Greensboro	So.	SS	41	143	64	.448

Slugging Percentage

Minimum 2.0 At-Bats Per Game and 60 Total At-Bats

Rank, Name, Team	Cl.	Pos.	G	AB	TB	Slg. Pct.
1. Jaime Bellettini, Brooklyn	So.	SP/RP	24	67	79	1.179
2. Miguelina Reyes, Lehman	Fr.	INF	28	78	89	1.141
3. Caroline Cubbage, Lynchburg	Jr.	1B	44	131	135	1.031
4. Jessica Morgan, Wesley	So.	SP	40	111	109	.982
5. Sofia Castillo, Dallas	Jr.	2B	28	91	89	.978
6. Brianne Haas, Maryville (Mo.)	Sr.	C	43	120	112	.933
7. Erin Ruest, Salisbury	Sr.	1B	39	119	110	.924
8. Kate Lateshaw, Knox	Fr.	INF	32	81	73	.901
9. Nikki Conway, St. Thomas (Minn.)	Sr.	C	52	154	138	.896
10. Prudence Kjontvedt, Cal Lutheran	Jr.	3B	34	93	83	.892
11. Meghan Sargent, Endicott	Fr.	C	42	110	98	.891
12. Kelley Silagyi, La Verne	Sr.	3B	45	159	139	.874
13. Jamie Smrdel, John Carroll	Fr.	C	38	119	104	.874
14. Holly Gibson, Transylvania	Sr.	INF	43	128	111	.867
15. Kaitlyn Bowman, Bridgewater (Va.)	Fr.	OF	41	140	121	.864
16. Audrey Lenoch, Gust. Adolphus	Sr.	1B	40	104	89	.856
17. Amy Shepro, Occidental	Sr.	1B	38	102	87	.853
18. Angela Sebasto, Neumann	Fr.	RP	34	97	81	.835
19. Laura Heise, St. Scholastica	Sr.	SP	44	119	99	.832
20. Gina Buchmiller, Carthage	Sr.	C	36	93	77	.828
21. Kari Hoying, Muskingum	So.	C	52	174	144	.828
22. Erica Bond, St. Scholastica	Jr.	OF	45	115	95	.826
Jess Ferreira, Suffolk	Fr.	SP/RP	42	138	114	.826
24. Nicole Loudin, Baldwin-Wallace	Sr.	SS	37	103	85	.825
25. Christel Gould, Baptist Bible (Pa.)	So.	SS	44	143	118	.825
26. Ann Talarico, Simmons	So.	INF	38	120	99	.825
27. Jennifer Martinez, St. Joseph's (L.I.)	Jr.	SP/RP	33	86	70	.814
28. Jennifer Pietrowski, Mary Hardin-Baylor	Sr.	3B	38	107	87	.813
29. Jennifer Jimenez, Montclair St.	Fr.	SS	46	138	112	.812
30. Michele Ribiero, Manhattanville	Jr.	C	42	122	99	.811
31. Stephanie Howe, Wartburg	Jr.	INF	47	156	126	.808
32. Kim Kreimer, Thomas More	Jr.	3B	45	153	123	.804
33. Arin Spence, Hardin-Simmons	Jr.	INF	42	141	113	.801
34. Annie Dillinger, Fontbonne	Fr.	OF	45	144	115	.799
35. Lisa Huinker, Luther	Jr.	INF	41	127	101	.795
36. Kim Sanders, Chapman	So.	C	38	104	82	.788
37. Lindsay DeStefano, Emerson	So.	3B	41	114	89	.781
38. Mari Valonis, King's (Pa.)	Jr.	1B	48	153	119	.778
39. Laura Fencik, Arcadia	Jr.	1B	37	112	87	.777
40. Alana Frost, Williams	Sr.	INF	37	106	82	.774
41. Christy Shipley, East Tex. Baptist	Jr.	SS	42	151	116	.768
42. Ashley Pierce, Roanoke	Sr.	OF	44	137	105	.766
43. Jessicca Brown, Mary Baldwin	Jr.	INF	40	124	95	.766
44. Keri Brean, Plattsburgh St.	Sr.	C	49	152	116	.763
Erica Moore, Ramapo	Sr.	INF	47	152	116	.763
46. Sarah Shaffer, Susquehanna	Jr.	SS	34	109	83	.761
47. Mandy Nixon, Va. Wesleyan	So.	OF	41	142	108	.761
48. Melissa Scata, Keene St.	So.	C	37	103	78	.757
49. Erin Porter, Denison	So.	C	46	139	105	.755
50. Maritza Padilla, Redlands	Sr.	C	39	126	95	.754

Runs Per Game

Minimum 25 Runs Scored

Rank, Name, Team	Cl.	Pos.	G	R	PG
1. Stephanie Leu, Brooklyn	Sr.	INF	25	36	1.44
2. Kelley Silagyi, La Verne	Sr.	3B	45	63	1.40
3. Caroline Cubbage, Lynchburg	Jr.	1B	44	59	1.34
4. Miguelina Reyes, Lehman	Fr.	INF	28	36	1.29
5. Kristy Kehoss, Western New Eng.	Sr.	INF	46	59	1.28
6. Dana Caputo, Brooklyn	Sr.	OF	25	32	1.28
7. Jessica DeMooney, LaGrange	Sr.	INF	43	55	1.28
8. Rachael Cline, Wilson	Jr.	OF	23	29	1.26
9. Jaime Bellettini, Brooklyn	So.	SP/RP	24	30	1.25
10. Heather Holley, Catholic	So.	INF	29	36	1.24
11. Nikki Conway, St. Thomas (Minn.)	Sr.	C	52	64	1.23
Lindsey St. Jour, Brooklyn	Fr.	INF	26	32	1.23
13. Jennifer King, Cal St. East Bay	Sr.	INF	35	43	1.23
14. Christi Martin, D'Youville	Fr.	SP/RP	40	49	1.23
15. Brianne Haas, Maryville (Mo.)	Sr.	C	43	52	1.21
16. Erin Pino, Trinity (D.C.)	So.	SS	29	35	1.21
17. Kristy Shaffer, Salisbury	Sr.	2B	39	47	1.21
18. Allyson Leslie, Redlands	Jr.	OF	40	48	1.20
Sara Wastler, Hood	Fr.	INF	40	48	1.20
20. Stephanie Vanek, Rensselaer	Sr.	2B	41	49	1.20
21. Jess Ferreira, Suffolk	Fr.	SP/RP	42	50	1.19
22. Christel Gould, Baptist Bible (Pa.)	So.	SS	44	52	1.18
23. Julie Mahre, Gust. Adolphus	So.	2B	40	47	1.18
24. Carrie Embree, St. Thomas (Minn.)	Jr.	SP/RP	52	61	1.17
25. Trinity Smith, Pacific (Ore.)	Sr.	1B	30	35	1.17
26. Alicia Hopkins, Trinity (D.C.)	Sr.	2B	25	29	1.16
27. Erin Daniels, Augustana (Ill.)	Sr.	INF	43	49	1.14
Andrea Fitzpatrick, Transylvania	Jr.	INF	43	49	1.14
Hillary Hudgins, Roanoke	So.	OF	43	49	1.14
30. Lauren Lancaster, Lynchburg	Sr.	OF	44	50	1.14
31. Jessica Clack, Greensboro	So.	SS	41	46	1.12
32. Lani Cabral-Pini, Lesley	Fr.	SS	33	37	1.12
33. May Alves, Piedmont	Sr.	INF	42	47	1.12
Christy Shipley, East Tex. Baptist	Jr.	SS	42	47	1.12
35. Erin Porter, Denison	So.	C	46	51	1.11
Shelly Steinke, Linfield	Sr.	OF	46	51	1.11
37. Ann Talarico, Simmons	So.	INF	38	42	1.11
38. Lauren Rees, DePauw	Fr.	INF	40	44	1.10
39. Sara Finkbeiner, Rensselaer	Fr.	INF	41	45	1.10
40. Prudence Kjontvedt, Cal Lutheran	Jr.	3B	34	37	1.09
41. Sarah Engelsman, Wilson	So.	3B	23	25	1.09
42. Sara Stas, Cal St. East Bay	So.	SP	35	38	1.09

Rank, Name, Team	Cl.	Pos.	G	R	PG
43. Angela Belanger, Suffolk	Sr.	INF	37	40	1.08
Nicole Loudin, Baldwin-Wallace	Sr.	SS	37	40	1.08
45. Amanda McConnell, Keuka	Jr.	OF	25	27	1.08
46. Jenn Compton, Arcadia	Jr.	SP	38	41	1.08
Erika Cook, Marywood	Fr.	2B	38	41	1.08
48. Missy Morcom, Alma	So.	INF	39	42	1.08
Katie Whitby, Penn St.-Behrend	Fr.	OF	39	42	1.08
50. Dana Vahey, Webster	Fr.	C	41	44	1.07

Doubles Per Game

Minimum 10 Doubles

Rank, Name, Team	Cl.	Pos.	G	2B	PG
1. Sara Stas, Cal St. East Bay	So.	SP	35	20	0.57
2. Kim Kreimer, Thomas More	Jr.	3B	45	23	0.51
3. Sara Wastler, Hood	Fr.	INF	40	20	0.50
4. Nicole Cortez, Hardin-Simmons	Sr.	OF	42	20	0.48
5. Kathleen Ager, Catholic	So.	1B	29	13	0.45
6. Megan Haikes, Marywood	So.	OF	38	17	0.45
7. Andrea Fitzpatrick, Transylvania	Jr.	INF	43	19	0.44
8. Mary Berry, Me.-Farmington	Sr.	1B	32	14	0.44
Katie Franklin, Bates	Jr.	INF	32	14	0.44
Emily Willems, Monmouth (Ill.)	So.	INF	32	14	0.44
11. Kaitlyn Dulac, Ithaca	Sr.	3B	37	16	0.43
Karyn Kollonige, Marywood	Jr.	1B	37	16	0.43
Jennifer Richards, WPI	Fr.	3B	37	16	0.43
14. Arin Spence, Hardin-Simmons	Jr.	INF	42	18	0.43
Angela Gonzales, Cal St. East Bay	Sr.	1B	35	15	0.43
16. RiRi Ferrigno, Muhlenberg	Fr.	C	38	16	0.42
Kim Sanders, Chapman	So.	C	38	16	0.42
18. Jen Dudney, Nichols	Sr.	INF	36	15	0.42
19. Lorena Cernetisch, Augustana (Ill.)	Jr.	OF	41	17	0.41
20. Heather Holley, Catholic	So.	INF	29	12	0.41
21. Tami Magner, Luther	So.	C	39	16	0.41
22. Chinisia Rhinehart, Howard Payne	Jr.	2B	27	11	0.41
Paula Rice, Grove City	Jr.	OF	27	11	0.41
24. Tera Burr, Wis.-Platteville	Fr.	INF	37	15	0.41
25. Kelley Silagyi, La Verne	Sr.	3B	45	18	0.40
26. Brianne Haas, Maryville (Mo.)	Sr.	C	43	17	0.40
Lindsay Ware, Bridgewater (Va.)	Jr.	3B	43	17	0.40
28. Shannon Long, Randolph-Macon	Fr.	SS	33	13	0.39
Loni Philbrick-Linzmeyer, Lawrence	Sr.	C	33	13	0.39
30. Miranda White, East. Mennonite	So.	C	41	16	0.39
31. Krista Cesarine, Widener	Fr.	1B	36	14	0.39
32. Jamie Kressel, Washington-St. Louis	Jr.	INF	44	17	0.39
33. Heather Feilds, Muskingum	So.	INF	52	20	0.38
34. Christy Shipley, East Tex. Baptist	Jr.	SS	42	16	0.38
35. Annie Dillinger, Fontbonne	Fr.	OF	45	17	0.38
36. Jacki Rhoads, Alvernia	So.	2B	40	15	0.38
Brianna Strain, Va. Wesleyan	So.	INF	40	15	0.38
Melanie Carnevale, Scranton	Jr.	SS	32	12	0.38
39. Jena Robertson, Rochester	Jr.	SS	43	16	0.37
40. Lynne Wojcik, Dominican (Ill.)	So.	INF	35	13	0.37
41. Sarah Wehnau, Keuka	Jr.	INF	27	10	0.37
42. Andrea Ciarletta, Mass.-Boston	Jr.	2B	38	14	0.37
Jenn Compton, Arcadia	Jr.	SP	38	14	0.37
Erika Cook, Marywood	Fr.	2B	38	14	0.37
Emmy Grote, Colorado Col.	Sr.	SP/RP	38	14	0.37
Jamie Smrdel, John Carroll	Fr.	C	38	14	0.37
47. Kelly Christensen, Clark (Mass.)	Sr.	SP/RP	30	11	0.37
48. Caroline Cubbage, Lynchburg	Jr.	1B	44	16	0.36
49. Kirsten Lazorka, Misericordia	Sr.	SS	47	17	0.36
Stephanie Morgan, Linfield	Sr.	1B	47	17	0.36

Triples Per Game

Minimum 5 Triples

Rank, Name, Team	Cl.	Pos.	G	3B	PG
1. Jaime Bellettini, Brooklyn	So.	SP/RP	24	7	0.29
2. Christie Lotti, Rhode Island Col.	So.	1B	44	11	0.25
3. Alicia Hopkins, Trinity (D.C.)	Sr.	2B	25	6	0.24
4. Emily Sunshine, Emory	Sr.	OF	47	11	0.23
5. Christina Sharp, Millsaps	Sr.	INF	40	9	0.23
6. Erin Porter, Denison	So.	C	46	10	0.22
Claire Merritt, Southern Vt.	So.	INF	23	5	0.22
8. Katie Dorland, Rockford	Sr.	C	37	8	0.22
9. Caitlin Rickey, Chestnut Hill	So.	C	28	6	0.21
10. Audrey Lenoch, Gust. Adolphus	Sr.	1B	40	8	0.20
Jessica Cosme, Baruch	Fr.	1B	30	6	0.20
Carla Hojnacki, Chestnut Hill	So.	INF	25	5	0.20
13. Stefanie Harrington, Cedar Crest	Sr.	INF	31	6	0.19
14. LeEllen Lewis, Roger Williams	So.	OF	43	8	0.19
15. Andrea Ciarletta, Mass.-Boston	Jr.	2B	38	7	0.18
Ann Talarico, Simmons	So.	INF	38	7	0.18
17. Amanda Witter, Keuka	So.	SS	28	5	0.18
18. Brenna Przeslawski, Albion	Fr.	OF	40	7	0.18
19. Jenny Rollins, Husson	Fr.	INF	29	5	0.17
20. Kathleen Gulino, Ferrum	So.	3B	41	7	0.17
21. Amber O'Connow, Hamilton	Fr.	C	30	5	0.17
22. Shannon Superczynski, Medaille	So.	OF	43	7	0.16
23. Jennifer Boyden, Emerson	Jr.	C	37	6	0.16
Tiffany Magnuson, Augsburg	Fr.	OF	37	6	0.16
25. Christel Gould, Baptist Bible (Pa.)	So.	SS	44	7	0.16
26. Margaret Blair, New Paltz St.	Jr.	C	38	6	0.16
Emily Hennig, St. Olaf	So.	INF	38	6	0.16
Jacci Mattern, Augsburg	Fr.	OF	38	6	0.16
29. Rebecca Welch, Eastern Nazarene	Jr.	SP	32	5	0.16
30. Erin Duignan, Mount Union	So.	OF	39	6	0.15
31. Barb Gerlach, Maranatha Baptist	Fr.	3B	33	5	0.15
Elizabeth Ward, Grinnell	Fr.	OF	33	5	0.15
33. Jessicca Brown, Mary Baldwin	Jr.	INF	40	6	0.15
Danielle Chagnon, Bowdoin	Sr.	SS	40	6	0.15
Allyson Leslie, Redlands	Jr.	OF	40	6	0.15
Julie Mahre, Gust. Adolphus	So.	2B	40	6	0.15
37. Karyn Deptula, Simmons	Jr.	INF	34	5	0.15
Prudence Kjontvedt, Cal Lutheran	Jr.	3B	34	5	0.15
Jessica Ogden, Phila. Biblical	Fr.	OF	34	5	0.15
Sarah Shaffer, Susquehanna	Jr.	SS	34	5	0.15
41. Lorena Cernetisch, Augustana (Ill.)	Jr.	OF	41	6	0.15
Michele Mazza, Staten Island	So.	OF	41	6	0.15
Brianne Russo, Staten Island	Jr.	INF	41	6	0.15
44. Kristin Wallace, Rowan	So.	3B	48	7	0.15
45. Jackie Nelson, North Central (Ill.)	Jr.	OF	42	6	0.14
Christy Shipley, East Tex. Baptist	Jr.	SS	42	6	0.14
Shawna Bell, Husson	So.	C	35	5	0.14
Jessa Jones, Centenary (N.J.)	So.	OF	35	5	0.14
49. Jessica DeMooney, LaGrange	Sr.	INF	43	6	0.14
Katy McManus, Kean	Jr.	OF	43	6	0.14

Home Runs Per Game

Minimum 6 Home Runs

Rank, Name, Team	Cl.	Pos.	G	HR	PG
1. Caroline Cubbage, Lynchburg	Jr.	1B	44	17	0.39
2. Laura Fencik, Arcadia	Jr.	1B	37	14	0.38
3. Jaime Bellettini, Brooklyn	So.	SP/RP	24	9	0.38
4. Jennifer Jimenez, Montclair St.	Fr.	SS	46	17	0.37
5. Laura Huffnagle, Centre	So.	OF	36	13	0.36
6. Meghan Sargent, Endicott	Fr.	C	42	15	0.36
7. Ashley Pierce, Roanoke	Sr.	OF	44	15	0.34
8. Samantha Evanich, Wilkes	Fr.	INF	39	13	0.33
9. Nikki Conway, St. Thomas (Minn.)	Sr.	C	52	17	0.33
10. Keri Brean, Plattsburgh St.	Sr.	C	49	16	0.33
11. Melissa Scata, Keene St.	So.	C	37	12	0.32
12. Miguelina Reyes, Lehman	Fr.	INF	28	9	0.32
13. Erica Moore, Ramapo	Sr.	INF	47	15	0.32
14. Kelley Silagyi, La Verne	Sr.	3B	45	14	0.31
15. Jess Ferreira, Suffolk	Fr.	SP/RP	42	13	0.31
16. Ashley Foust, Heidelberg	So.	3B	39	12	0.31
17. Gina Buchmiller, Carthage	Sr.	C	36	11	0.31
18. Brianne Haas, Maryville (Mo.)	Sr.	C	43	13	0.30
19. Nicole Loudin, Baldwin-Wallace	Sr.	SS	37	11	0.30
20. Lisa Huinker, Luther	Jr.	INF	41	12	0.29
21. Jamie Smrdel, John Carroll	Fr.	C	38	11	0.29
22. Lindsey Freeman, Trinity (Conn.)	Sr.	C	32	9	0.28
Kate Lateshaw, Knox	Fr.	INF	32	9	0.28
Stacia Saniuk, Bates	Fr.	3B	32	9	0.28
25. Stephanie Howe, Wartburg	Jr.	INF	47	13	0.28
26. Jessica Morgan, Wesley	So.	SP	40	11	0.28
27. Kaedy Hermes, Concordia-Austin	So.	SS	37	10	0.27
Lesli Randall, Anderson (Ind.)	Jr.	OF	37	10	0.27
29. Kaitlyn Bowman, Bridgewater (Va.)	Fr.	OF	41	11	0.27
30. Amanda Jones, La Verne	Sr.	OF	45	12	0.27
31. Heidi Benware, Plattsburgh St.	Sr.	OF	49	13	0.27
32. Jenn Compton, Arcadia	Jr.	SP	38	10	0.26
Christy Condon, Lake Forest	So.	OF	38	10	0.26
Kaitie Sabol, Puget Sound	Fr.	C	38	10	0.26
Amy Shepro, Occidental	Sr.	1B	38	10	0.26
Ann Talarico, Simmons	So.	INF	38	10	0.26
37. Michele Ribiero, Manhattanville	Jr.	C	42	11	0.26
Arin Spence, Hardin-Simmons	Jr.	INF	42	11	0.26
39. Alysia Dimuzio, Curry	Fr.	1B	46	12	0.26
40. Kristen DeCarlo, Rochester	Fr.	INF	35	9	0.26

Rank, Name, Team	Cl.	Pos.	G	HR	PG
41. Erin Ruest, Salisbury	Sr.	1B	39	10	0.26
42. Casey Leisgang, Wis.-Eau Claire	So.	INF	43	11	0.26
43. Mari Valonis, King's (Pa.)	Jr.	1B	48	12	0.25
Danielle Lopez, Tufts	So.	2B	44	11	0.25
45. Annie Dillinger, Fontbonne	Fr.	OF	45	11	0.24
46. Kelli Dean, Webster	Jr.	C	38	9	0.24
Jennifer Pietrowski, Mary Hardin-Baylor	Sr.	3B	38	9	0.24
Kim Sanders, Chapman	So.	C	38	9	0.24
Becky Walters, Northland	Fr.	SS	38	9	0.24
50. Meaghan Barr, George Fox	Fr.	C	34	8	0.24
Adrienne Postiglione, St. Joseph's (L.I.)	Sr.	INF	34	8	0.24
Angela Sebasto, Neumann	Fr.	RP	34	8	0.24

Runs Batted In Per Game

Minimum 25 RBI

Rank, Name, Team	Cl.	Pos.	G	RBI	PG
1. Jaime Bellettini, Brooklyn	So.	SP/RP	24	46	1.92
2. Kaitlyn Bowman, Bridgewater (Va.)	Fr.	OF	41	66	1.61
3. Jamie Smrdel, John Carroll	Fr.	C	38	56	1.47
4. Hilary South, D'Youville	Sr.	SP	32	46	1.44
5. Lisa Huinker, Luther	Jr.	INF	41	58	1.41
6. Kelley Silagyi, La Verne	Sr.	3B	45	63	1.40
7. Jess Ferreira, Suffolk	Fr.	SP/RP	42	58	1.38
8. Christel Gould, Baptist Bible (Pa.)	So.	SS	44	60	1.36
9. Miguelina Reyes, Lehman	Fr.	INF	28	38	1.36
10. Holly Gibson, Transylvania	Sr.	INF	43	58	1.35
11. Amanda Jones, La Verne	Sr.	OF	45	60	1.33
Laura Huffnagle, Centre	So.	OF	36	48	1.33
13. Annie Dillinger, Fontbonne	Fr.	OF	45	59	1.31
14. Caroline Cubbage, Lynchburg	Jr.	1B	44	57	1.30
Ashley Pierce, Roanoke	Sr.	OF	44	57	1.30
16. Becky Walters, Northland	Fr.	SS	38	48	1.26
17. Kari Hoying, Muskingum	So.	C	52	64	1.23
18. Brittany McLean, Pitt.-Bradford	Jr.	INF	44	54	1.23
19. Jackie Card, Western New Eng.	So.	1B	42	51	1.21
20. Ann Talarico, Simmons	So.	INF	38	46	1.21
21. Jessicca Brown, Mary Baldwin	Jr.	INF	40	48	1.20
Audrey Lenoch, Gust. Adolphus	Sr.	1B	40	48	1.20
23. Stephanie Howe, Wartburg	Jr.	INF	47	56	1.19
24. Mari Valonis, King's (Pa.)	Jr.	1B	48	57	1.19
25. Nikki Conway, St. Thomas (Minn.)	Sr.	C	52	61	1.17
26. Benedicto Maria, Trinity (D.C.)	Fr.	3B	29	34	1.17
27. Kim Moore, La Roche	Jr.	3B	35	41	1.17
28. Stephanie Caulford, Widener	Fr.	3B	36	42	1.17
29. Laura Fencik, Arcadia	Jr.	1B	37	43	1.16
30. Kaitie Sabol, Puget Sound	Fr.	C	38	44	1.16
31. Erin Duignan, Mount Union	So.	OF	39	45	1.15
32. Jennifer Jimenez, Montclair St.	Fr.	SS	46	53	1.15
33. Jamie Kressel, Washington-St. Louis	Jr.	INF	44	50	1.14
34. Kaitlyn Dulac, Ithaca	Sr.	3B	37	42	1.14
35. Maria Bye, St. Thomas (Minn.)	So.	SP	52	59	1.13
36. Gretchen Ruecker, Pacific Lutheran	Sr.	1B	39	44	1.13
Erin Ruest, Salisbury	Sr.	1B	39	44	1.13
38. Amanda Attleberger, Linfield	So.	1B	48	54	1.13
39. Michele Ribiero, Manhattanville	Jr.	C	42	47	1.12
40. Sarah Wehnau, Keuka	Jr.	INF	27	30	1.11
41. Melissa Scata, Keene St.	So.	C	37	41	1.11
42. Caitlin Hanrahan, Neumann	Fr.	C	39	43	1.10
43. Jessica Morgan, Wesley	So.	SP	40	44	1.10
Bri Papa, Emerson	Fr.	C	40	44	1.10
45. Arin Spence, Hardin-Simmons	Jr.	INF	42	46	1.10
46. Laurel Sagartz, Washington-St. Louis	Jr.	SP	43	47	1.09
47. Danielle Lopez, Tufts	So.	2B	44	48	1.09
48. Keri Brean, Plattsburgh St.	Sr.	C	49	53	1.08
49. Carolyn Bartlett, DePauw	Fr.	OF	41	44	1.07
50. Meghan Sargent, Endicott	Fr.	C	42	45	1.07

Stolen Bases Per Game

Minimum 15 Stolen Bases

Rank, Name, Team	Cl.	Pos.	G	SB	SBA	PG
1. Rachael Cline, Wilson	Jr.	OF	23	33	35	1.43
2. Amanda Zieminski, City Tech	So.	INF	16	18	20	1.13
3. Stephanie Leu, Brooklyn	Sr.	INF	25	28	31	1.12
4. Lucia Sufran, Lehman	Jr.	OF	30	33	36	1.10
5. Jill Grant, Suffolk	Sr.	INF	42	40	44	0.95
6. Jennifer Badalich, Lewis & Clark	Sr.	OF	35	31	34	0.89
7. Dana Caputo, Brooklyn	Sr.	OF	25	22	24	0.88
8. Sarah Engelsman, Wilson	So.	3B	23	19	20	0.83
9. Soely Sanchez, John Jay	Fr.	OF	28	23	23	0.82
10. Carrie Embree, St. Thomas (Minn.)	Jr.	SP/RP	52	42	47	0.81
11. Erin Brogan, Mt. St. Joseph	Jr.	OF	40	32	36	0.80
12. Angela Aponte, Brooklyn	Fr.	INF	22	17	20	0.77
13. Jessica DeBoer, Messiah	Jr.	INF	38	29	30	0.76
14. Adrienne Acosta, Methodist	Sr.	OF	44	33	37	0.75
Elizabeth Gilgan, Willamette	So.	SS	36	27	32	0.75
16. Danielle Discher, Arcadia	So.	OF	38	27	28	0.71
17. Heather Alley, Castleton St.	Fr.	OF	31	22	29	0.71
18. Stephanie Rice, Linfield	So.	OF	48	34	39	0.71
19. Tiffany Ladnier, Millsaps	Fr.	INF	40	28	32	0.70
Allyson Leslie, Redlands	Jr.	OF	40	28	29	0.70
21. Kim Rymer, Augustana (Ill.)	Jr.	OF	43	30	33	0.70
22. Becca Reason, Lawrence	Sr.	OF	33	23	28	0.70
23. Trinity Smith, Pacific (Ore.)	Sr.	1B	30	20	22	0.67
Jaime Bellettini, Brooklyn	So.	SP/RP	24	16	16	0.67
25. Adrienne Xenos, Mount Ida	Jr.	OF	39	25	27	0.64
26. Casey Salinas, Texas Lutheran	Jr.	OF	35	22	28	0.63
27. Angela Belanger, Suffolk	Sr.	INF	37	23	25	0.62
28. Rachel Gaskill, Wells	So.	OF	26	16	19	0.62
29. Mina Uejima, Mary Baldwin	Jr.	INF	36	22	24	0.61
30. Denise Fumicello, Springfield	So.	INF	45	27	27	0.60
31. Marissa Matis, Aurora	Fr.	OF	49	29	33	0.59
32. Ericka Hazen, Pacific Lutheran	Sr.	INF	39	23	28	0.59
Kelsey Herstad, Pacific (Ore.)	Sr.	SS	39	23	24	0.59
34. Kelli Niess, Concordia-M'head	Jr.	INF	34	20	21	0.59
35. Erika Cook, Marywood	Fr.	2B	38	22	22	0.58
36. Lindsey St. Jour, Brooklyn	Fr.	INF	26	15	18	0.58
37. Autumn Byers, Maranatha Baptist	Jr.	OF	33	19	22	0.58
38. Abby Bodenlos, Allegheny	So.	INF	40	23	23	0.58
39. Shelly Steinke, Linfield	Sr.	OF	46	26	29	0.57
40. Jenni Gutterman, St. Mary's (Minn.)	Sr.	INF	41	23	29	0.56
41. Heather Rose, Lasell	Fr.	INF	40	22	22	0.55
42. Angelica Camacho, Pine Manor	Jr.	SS	42	23	25	0.55
43. Lani Cabral-Pini, Lesley	Fr.	SS	33	18	19	0.55
44. Kelly Harris, Central (Iowa)	So.	C	46	25	30	0.54
45. Kate Evers, Fontbonne	Jr.	INF	35	19	21	0.54
Monica Urban, Ill. Wesleyan	Fr.	OF	35	19	20	0.54
47. Katie Lavin, Rowan	Sr.	OF	48	26	29	0.54
48. Andrea Carey, Merchant Marine	Jr.	INF	41	22	25	0.54
Mallory Moretti, Emerson	So.	OF	41	22	28	0.54
50. Dara Clark, Ozarks (Ark.)	Fr.	OF	34	18	21	0.53

Bases on Balls Per Game

Minimum 20 Bases on Balls

Rank, Name, Team	Cl.	Pos.	G	BB	PG
1. Amanda Zieminski, City Tech	So.	INF	16	20	1.25
2. Lani Cabral-Pini, Lesley	Fr.	SS	33	41	1.24
3. Stephanie Leu, Brooklyn	Sr.	INF	25	25	1.00
4. Christina Procacci, Swarthmore	Sr.	C	40	38	0.95
5. Dana Caputo, Brooklyn	Sr.	OF	25	23	0.92
6. Jennifer King, Cal St. East Bay	Sr.	INF	35	31	0.89
7. Gretchen Ruecker, Pacific Lutheran	Sr.	1B	39	32	0.82
8. Lauren Sanford, Lebanon Valley	So.	2B	39	31	0.79
9. Lindsey St. Jour, Brooklyn	Fr.	INF	26	20	0.77
10. Mina Uejima, Mary Baldwin	Jr.	INF	36	27	0.75
11. Heidi Benware, Plattsburgh St.	Sr.	OF	49	36	0.73
12. Amanda Attleberger, Linfield	So.	1B	48	35	0.73
13. Ashley Rogers, Wartburg	So.	INF	47	34	0.72
14. Linsey Longstreth, Ohio Wesleyan	Sr.	INF	42	30	0.71
15. Prudence Kjontvedt, Cal Lutheran	Jr.	3B	34	24	0.71
16. Brittany Sparling, Phila. Biblical	Jr.	OF	32	22	0.69
17. Brianna Strain, Va. Wesleyan	So.	INF	40	27	0.68
18. Jessica Riddle, Mt. St. Vincent	Fr.	SP/RP	36	24	0.67
19. Courtney Tucker, N.C. Wesleyan	Jr.	1B	38	25	0.66
20. Allison Ratcliff, East Tex. Baptist	Sr.	DP	32	21	0.66
21. Alex Potter, Northland	So.	C	42	27	0.64
22. Kristi Guzzo, Elms	Sr.	SP	39	25	0.64
Erin Ruest, Salisbury	Sr.	1B	39	25	0.64
24. Caroline Cubbage, Lynchburg	Jr.	1B	44	28	0.64
Jessica Travis, Monmouth (Ill.)	So.	INF	33	21	0.64
26. Holly Gibson, Transylvania	Sr.	INF	43	27	0.63
27. Cynthia McQueen, Chris. Newport	Sr.	SS	40	25	0.63
Gail Vogt, Webster	So.	SP	40	25	0.63
29. Beth Ameno, Rochester	Fr.	INF	37	23	0.62
30. Hollee Braun, George Fox	So.	1B	34	21	0.62
Bethany Hill, Phila. Biblical	Fr.	INF	34	21	0.62
32. Kristen Olah, FDU-Florham	Jr.	INF	36	22	0.61
33. Alana Hammonds, Webster	So.	INF	41	25	0.61
34. Brianne Haas, Maryville (Mo.)	Sr.	C	43	26	0.60
35. Jennifer Badalich, Lewis & Clark	Sr.	OF	35	21	0.60
Kristin Cerreto, Roger Williams	Sr.	INF	45	27	0.60
37. Kristi Devens, Misericordia	Sr.	SP/RP	44	26	0.59
38. Katie Connolly, Mount Ida	Jr.	C	39	23	0.59

Rank, Name, Team	Cl.	Pos.	G	BB	PG
39. Gina Buchmiller, Carthage	Sr.	C	36	21	0.58
Kelly Nover, FDU-Florham	So.	C	36	21	0.58
41. Jennifer Pietrowski, Mary Hardin-Baylor	Sr.	3B	38	22	0.58
42. Audrey Lenoch, Gust. Adolphus	Sr.	1B	40	23	0.58
Ashley Woodruff, Rutgers-Newark	Sr.	OF	40	23	0.58
44. Meghan Sargent, Endicott	Fr.	C	42	24	0.57
45. Carrie Casden, Case Reserve	Jr.	INF	44	25	0.57
46. Dana Glennerster, Staten Island	Sr.	1B	37	21	0.57
Ashley Kowarsky, Mount Ida	So.	OF	37	21	0.57
Nicole Loudin, Baldwin-Wallace	Sr.	SS	37	21	0.57
49. Dana Vahey, Webster	Fr.	C	41	23	0.56
50. Autumn Millett, Rutgers-Camden	Jr.	OF	50	28	0.56

Toughest to Strikeout

Minimum 60 Total At-Bats

Rank, Name, Team	Cl.	Pos.	G	AB	SO	SO Avg.
1. Christy Shipley, East Tex. Baptist	Jr.	SS	42	151	0	0.000
Abby Arceneaux, Union (N.Y.)	Sr.	RP	39	137	0	0.000
Jaime Bellettini, Brooklyn	So.	SP/RP	24	67	0	0.000
4. Julie Mahre, Gust. Adolphus	So.	2B	40	127	1	0.008
5. Prudence Kjontvedt, Cal Lutheran	Jr.	3B	34	93	1	0.011
6. Bethany Woody, Trinity (D.C.)	So.	SP	29	87	1	0.011
7. Lindsay Ware, Bridgewater (Va.)	Jr.	3B	43	153	2	0.013
8. Beth Paly, Moravian	So.	C	46	148	2	0.014
9. Katie Gaudiosi, St. Joseph (Conn.)	So.	INF	22	68	1	0.015
10. Robyn Murray, Becker	Fr.	SP	24	67	1	0.015
11. Rachel Gill, DePauw	Fr.	C	38	113	2	0.018
12. Jennifer Pint, Rose-Hulman	Fr.	C	39	110	2	0.018
13. Rachel O'Leary, Widener	Fr.	SP	34	108	2	0.019
14. Erin Kegley, Wis.-Superior	Jr.	2B	33	107	2	0.019
15. Heather Denne, Piedmont	Sr.	INF	44	145	3	0.021
16. Caitlin Mosholder, Gallaudet	Fr.	SS	29	95	2	0.021
17. Michelle Brittain, Kalamazoo	Fr.	SP/RP	32	93	2	0.022
Alison Lamay, Castleton St.	So.	INF	34	93	2	0.022
19. Valerie Barlett, Lakeland	Sr.	INF	38	132	3	0.023
20. Meg Gorsuch, Gettysburg	Jr.	C	36	87	2	0.023
Brittany Silva, Westfield St.	Fr.	OF	32	87	2	0.023
22. Katie Eiden, Gettysburg	Sr.	OF	39	130	3	0.023
Kellee Scandrett, LaGrange	Jr.	INF	41	130	3	0.023
24. Amanda Piatek, Keuka	Jr.	INF	28	84	2	0.024
25. Karyn Deptula, Simmons	Jr.	INF	34	123	3	0.024
Christi Martin, D'Youville	Fr.	SP/RP	40	123	3	0.024
Vanessa Pineros, Chicago	So.	C	29	82	2	0.024
28. Christine Caroselli, Lycoming	Sr.	2B	24	80	2	0.025
29. Melissa Mccoy, Lycoming	Jr.	OF	24	79	2	0.025
30. Kelly Caton, Wesley	So.	OF	40	117	3	0.026
31. Jill Carson, Franklin	Jr.	OF	31	112	3	0.027
32. Romney Walters, Bethany (W.V.)	Sr.	SP	36	109	3	0.028
33. Jennifer Dickey, Greenville	Jr.	OF	35	106	3	0.028
34. Coree Price, Heidelberg	So.	2B	40	140	4	0.029
35. Lori Potacki, North Central (Ill.)	Jr.	SP/RP	36	104	3	0.029
36. Jaquie Cammarata, Roger Williams	Jr.	1B	44	137	4	0.029
37. Katy Chester, Hardin-Simmons	Sr.	OF	36	102	3	0.029
38. Jessica Hedrick, Lake Erie	Fr.	SS	42	135	4	0.030
39. Amanda Helton, Huntingdon	Jr.	2B	33	101	3	0.030
40. Audrey Gajor, St. Mary's (Ind.)	Sr.	OF	41	134	4	0.030
41. Hilary South, D'Youville	Sr.	SP	32	100	3	0.030
42. Amanda Schrimsher, Carroll (Wis.)	So.	INF	21	66	2	0.030
43. Natalie Volpe, Brandeis	So.	SP/RP	42	131	4	0.031
44. Jessica Vasquez, Concordia-Austin	Jr.	INF	37	130	4	0.031
45. Danielle Discher, Arcadia	So.	OF	38	129	4	0.031
46. Kelly Andrews, Delaware Valley	So.	INF	32	96	3	0.031
47. Sara Stas, Cal St. East Bay	So.	SP	35	124	4	0.032
Jackie Kravatz, Johnson St.	Fr.	C	22	62	2	0.032
49. Molly Gaebe, Wesleyan (Conn.)	Jr.	SP/RP	31	92	3	0.033
50. Samantha Todd, Cazenovia	Sr.	INF	39	122	4	0.033

Sacrifice Hits Per Game

Minimum 10 Sacrifice Hits

Rank, Name, Team	Cl.	Pos.	G	SH	PG
1. Lisa DiCristofaro, Lebanon Valley	Sr.	OF	39	23	0.59
2. Tara Gimmler, Augustana (Ill.)	Sr.	OF	42	21	0.50
Tara Rabideaux, Ripon	Jr.	INF	26	13	0.50
4. Kristen Lugovich, Western Conn. St.	So.	2B	45	21	0.47
5. Breamber Syverson, Wis.-River Falls	Jr.	2B	41	19	0.46
6. Leigha Abair, Eastern Conn. St.	Jr.	OF	39	18	0.46
7. Melanie Hamlin, Redlands	So.	SS	40	18	0.45
8. Karen Fertitta, Mary Hardin-Baylor	Fr.	SS	38	17	0.45
9. Kelly Melvin, Hiram	Jr.	OF	37	16	0.43
10. Erica Cutspec, Ithaca	So.	SS	47	20	0.43
11. Jackie Burris, Capital	Jr.	INF	40	17	0.43
Jessica Mooney, Buffalo St.	Fr.	INF	40	17	0.43
Sarah Nairne, John Carroll	Sr.	3B	40	17	0.43
14. Mindy Benz, Carroll (Wis.)	So.	OF	26	11	0.42
15. Rosemary Dowling, Westfield St.	Jr.	3B	36	15	0.42
16. Michelle Nardella, St. Joseph's (L.I.)	So.	INF	29	12	0.41
17. Heather Gurgiolo, Westminster (Pa.)	Jr.	OF	34	14	0.41
Danni Maas, St. Norbert	Sr.	INF	34	14	0.41
19. Megan Knochel, Alma	Sr.	3B	39	16	0.41
20. Amber Richardson, Wheaton (Ill.)	Jr.	OF	37	15	0.41
21. Jen Lyford, Roger Williams	So.	INF	45	18	0.40
22. Romney Walters, Bethany (W.V.)	Sr.	SP	36	14	0.39
23. Carli Wittman, Ohio Wesleyan	Jr.	OF	42	16	0.38
24. Renee Hamilton, Wis.-Whitewater	Fr.	OF	37	14	0.38
Joanna Quirindongo, Hunter	Jr.	INF	37	14	0.38
Anna Risi, Lake Forest	Fr.	2B	37	14	0.38
27. Dawn Ross, Southern Me.	So.	INF	40	15	0.38
Chrissy Schneider, Ripon	Sr.	C	32	12	0.38
29. Jamie Mueller, Aurora	So.	INF	38	14	0.37
Hansen Nikki, Wis.-Platteville	So.	INF	38	14	0.37
Elena Schatz, Lakeland	Fr.	OF	38	14	0.37
32. Lauren Lancaster, Lynchburg	Sr.	OF	44	16	0.36
Krista Shafer, Ripon	So.	INF	33	12	0.36
34. Andrea English, Albion	Fr.	SP	39	14	0.36
35. Tara McMurtrie, Albright	So.	OF	31	11	0.35
Michaela O'Rourke, New England	Jr.	OF	31	11	0.35
37. Julia Rhodes, Eureka	Sr.	OF	34	12	0.35
Audra Thimmesch-Gill, Augsburg	Sr.	OF	34	12	0.35
39. Krista Williams, York (Pa.)	Jr.	INF	37	13	0.35
40. Stephanie Cornicelli, Westminster (Pa.)	Jr.	OF	40	14	0.35
Lindsay Shepherd, Capital	So.	DP	40	14	0.35
42. Amanda Nuyt, Maryville (Mo.)	Sr.	3B	43	15	0.35
43. Jaci Cross, Eureka	Sr.	2B	32	11	0.34
Tanya Konek, Elizabethtown	So.	2B	32	11	0.34
Emilie Lannamann, St. Lawrence	So.	SS	32	11	0.34
46. Lindsay Miller, Bluffton	Sr.	OF	35	12	0.34
Rianna Vanchure, Richard Stockton	Jr.	2B	35	12	0.34
48. Taylor Erwin, Alma	So.	OF	38	13	0.34
Shelley Hinson, N.C. Wesleyan	Jr.	OF	38	13	0.34
50. Elaine Haubner, Muskingum	Sr.	OF	47	16	0.34

Hit By Pitch Per Game

Minimum 5 HBP

Rank, Name, Team	Cl.	Pos.	G	HBP	PG
1. May Alves, Piedmont	Sr.	INF	42	18	0.43
2. Jessie Laliberty, Newbury	Jr.	C	22	7	0.32
Lauren Manning, Greensboro	Jr.	2B	44	14	0.32
4. Kristen Griffiths, Johnson & Wales (R.I.)	Fr.	INF	36	11	0.31
5. Heidi Savage, Utica	Sr.	C	40	12	0.30
6. Jeannie Crump, Coast Guard	Fr.	OF	41	12	0.29
7. Christina Procacci, Swarthmore	Sr.	C	40	11	0.28
8. Katie Brockmeyer, Maryville (Mo.)	So.	1B	42	11	0.26
9. Valerie Alvarez, Cal St. East Bay	Sr.	OF	31	8	0.26
10. Sarah Morse, Emory	Jr.	3B	47	11	0.23
11. Mariela Echavarria, John Jay	Sr.	INF	31	7	0.23
Jill Reinert, Concordia-M'head	Fr.	OF	31	7	0.23
13. Courtney Bastian, Capital	Sr.	OF	36	8	0.22
14. Kim Sanders, Chapman	So.	C	38	8	0.21
15. Regina Ammirati, Mt. St. Mary (N.Y.)	So.	OF	34	7	0.21
16. Lauren Sanford, Lebanon Valley	So.	2B	39	8	0.21
17. Hannah Brown, Chris. Newport	So.	1B	30	6	0.20
Lindsay Davis, Whitworth	Jr.	C	40	8	0.20
Sara Mickelson, Hamline	So.	3B	35	7	0.20
Eileen Murray, Albertus Magnus	Fr.	C	30	6	0.20
Leslie Shumock, Mississippi Col.	Jr.	INF	40	8	0.20
22. Kristi Jagiello, Salve Regina	Jr.	OF	37	7	0.19
23. Stephanie Roggenbuck, Beloit	Fr.	3B	32	6	0.19
Jen Taggart, Cabrini	Sr.	OF	32	6	0.19
25. Stacey Marlarkey, Salisbury	Fr.	INF	38	7	0.18
26. Amy Mills, Waynesburg	So.	INF	28	5	0.18
27. Leanna Guillermo, Pomona-Pitzer	Fr.	1B	34	6	0.18
28. Christie Shaw, Catholic	Fr.	OF	29	5	0.17
29. Stephanie Donald, Hunter	So.	SP	35	6	0.17
30. Lisa Heaton, Manchester	So.	C	36	6	0.17
Maureen Mikos, Lesley	Jr.	SP/RP	30	5	0.17
Lucia Sufran, Lehman	Jr.	OF	30	5	0.17
33. Nicole Maglione, WPI	Fr.	OF	37	6	0.16
Molly Sersig, Baldwin-Wallace	Jr.	C	37	6	0.16
35. Beth Lakin, Bates	So.	OF	31	5	0.16
Emily Maland, Carleton	Fr.	SP/RP	31	5	0.16
37. Nicky Arias, Wm. Paterson	Fr.	-	38	6	0.16
Julia Siefring, Anderson (Ind.)	Fr.	2B	38	6	0.16

Rank, Name, Team	Cl.	Pos.	G	HBP	PG
39. Jenna Erwin, Suffolk	Jr.	OF	32	5	0.16
40. Katie Connolly, Mount Ida	Jr.	C	39	6	0.15
Allison Ingalls, Rochester Inst.	So.	INF	39	6	0.15
Katie Rupp, Maryville (Mo.)	Fr.	SS	39	6	0.15
Jodi Schock, Whitworth	Jr.	OF	39	6	0.15
44. Heather Bartolo, Plymouth St.	Fr.	INF	33	5	0.15
45. Kacey Quinn, Millsaps	Fr.	INF	40	6	0.15
Christina Sharp, Millsaps	Sr.	INF	40	6	0.15
47. Mel Chinigo, Ithaca	Jr.	INF	47	7	0.15
48. Kasey Andrews, Huntingdon	Fr.	INF	34	5	0.15
49. Kerrie Bowden, Elms	Fr.	2B	35	5	0.14
Shawna Foster, Cal St. East Bay	Sr.	INF	35	5	0.14
Dana McGuire, Mt. St. Vincent	Fr.	2B	35	5	0.14
Alyson Moler, Emory	Fr.	OF	42	6	0.14

Earned-Run Average

Minimum 100 Innings Pitched

Rank, Name, Team	Cl.	Pos.	App.	IP	R	ER	ERA
1. Jennifer Martinez, St. Joseph's (L.I.)	Jr.	SP/RP	24	145.1	17	7	0.34
2. Maria Bye, St. Thomas (Minn.)	So.	SP	33	137.0	20	12	0.61
3. Meagan Hennessy, Moravian	Sr.	SP	38	234.2	30	22	0.66
4. Laura Heise, St. Scholastica	Sr.	SP	35	194.0	33	19	0.69
5. Mallory McKinney, Wis.-Eau Claire	Jr.	SP	30	184.2	23	19	0.72
6. Michelle Street, Rensselaer	Fr.	SP/RP	25	123.0	23	13	0.74
7. Laurel Sagartz, Washington-St. Louis	Jr.	SP	27	156.0	19	17	0.76
8. Laurie Agresti, Wilkes	Jr.	SP	21	128.0	26	14	0.77
9. Amanda Daniel, LaGrange	Fr.	SP	24	136.2	36	15	0.77
10. Ronessa Stampfli, Wis.-Oshkosh	So.	SP	36	196.1	35	25	0.89
11. Meghan Kelly, WPI	Jr.	SP	25	135.0	35	18	0.93
12. Jess Nastelli, Susquehanna	Sr.	SP/RP	18	110.0	35	15	0.95
13. Meg Gaskell, Babson	Sr.	SP	25	168.0	32	23	0.96
14. Bradi Smith, Simpson	Sr.	SP/RP	30	165.0	47	23	0.98
15. Katie Perry, Mississippi Col.	So.	SP/RP	23	135.0	34	19	0.99
16. Julie Koman, Penn St.-Behrend	Fr.	SP/RP	32	169.2	34	24	0.99
17. Joy Ireland, Thomas (Me.)	Sr.	SP	26	151.0	32	22	1.02
18. Michelle Schlichtig, Rutgers-Camden	Sr.	SP	40	224.2	46	33	1.03
19. Stephanie Zweig, Plattsburgh St.	So.	SP	28	148.1	29	22	1.04
20. Jennifer Pancake, Westminster (Pa.)	Jr.	SP/RP	32	188.0	69	28	1.04
21. Kristin Amram, St. Mary's (Ind.)	Fr.	SP	22	123.1	26	19	1.08
22. Carly Myers, Ithaca	So.	SP	23	129.0	27	20	1.09
23. Kathy Gordon, Emory	So.	OF	29	140.2	28	22	1.09
24. Diane Schraer, Wm. Paterson	So.	SP	22	120.1	27	19	1.11
25. Kristen Quintana, Marietta	Jr.	SP/RP	34	189.2	39	30	1.11
26. Kirsten Wells, Salisbury	So.	SP	21	101.0	25	16	1.11
27. Jenna Szybowicz, Augustana (Ill.)	Fr.	SP/RP	24	106.2	33	17	1.12
28. Janet Nagle, St. Thomas (Minn.)	Sr.	SP/RP	30	155.2	38	25	1.12
29. Becki Bulls, Luther	Jr.	SP/RP	23	123.0	31	20	1.14
30. Ang D'Amboise, Cortland St.	Jr.	SP	28	141.0	29	23	1.14
31. Meredith Ray, Piedmont	Jr.	SP	33	181.0	50	30	1.16
32. Katie Maroney, Smith	Sr.	SP/RP	21	110.1	26	19	1.21
33. Jenn Roberts, Lebanon Valley	Jr.	SP	20	109.1	23	19	1.22
34. Jenn Elwell, Suffolk	So.	SP/RP	26	164.2	48	29	1.23
35. Rebecca Whitman, Hope	Jr.	SP	23	107.1	23	19	1.24
36. Kristi Devens, Misericordia	Sr.	SP/RP	35	194.2	55	35	1.26
37. Nicole Cade, Ithaca	So.	SP	28	149.2	37	27	1.26
38. Ashley Woodward, Pine Manor	Sr.	SP	24	109.1	33	20	1.28
39. Ashley Tobar, Emory	So.	SP/RP	22	119.2	32	22	1.29
40. Ashley Weaver, Fontbonne	Jr.	SP/RP	35	195.1	58	36	1.29
41. Lacey Lister, Salisbury	Sr.	SP	26	134.1	32	25	1.30
42. Jaclyn Leitze, Plattsburgh St.	So.	SP	34	181.0	50	34	1.31
43. Erin Mulvey, Trinity (Tex.)	Jr.	SP	22	126.0	33	24	1.33
44. Jenny Schipp, St. Mary's (Minn.)	Sr.	SP/RP	21	131.0	39	25	1.34
45. Sara Toga Collings, Emerson	Sr.	SP	22	130.2	49	25	1.34
46. Eleanor Schultz, Coe	Fr.	SP	44	253.2	68	49	1.35
47. Abbey Wineland, Mary Washington	Sr.	SP	21	134.0	35	26	1.36
48. Nicole Riley, Rhode Island Col.	Jr.	SP/RP	34	192.1	61	38	1.38
49. Kelsey Rethmeier, Central (Iowa)	Fr.	SP/RP	35	170.0	57	34	1.40
50. Bri Scrofano, Denison	So.	SP	20	104.2	31	21	1.40

Strikeouts Per Seven Innings

Minimum 100 Innings Pitched

Rank, Name, Team	Cl.	Pos.	App.	IP	SO	SO/ 7 Inn.
1. Jennifer Martinez, St. Joseph's (L.I.)	Jr.	SP/RP	24	145.1	315	15.2
2. Jaime Bellettini, Brooklyn	So.	SP/RP	22	112.2	205	12.7
3. Ashley Woodward, Pine Manor	Sr.	SP	24	109.1	190	12.2
4. Laurie Agresti, Wilkes	Jr.	SP	21	128.0	220	12.0
5. Laura Heise, St. Scholastica	Sr.	SP	35	194.0	317	11.4
6. Kristin Amram, St. Mary's (Ind.)	Fr.	SP	22	123.1	201	11.4
7. Lacey Lister, Salisbury	Sr.	SP	26	134.1	210	10.9
8. Laurel Sagartz, Washington-St. Louis	Jr.	SP	27	156.0	238	10.7
9. Ronessa Stampfli, Wis.-Oshkosh	So.	SP	36	196.1	294	10.5
10. Julie Koman, Penn St.-Behrend	Fr.	SP/RP	32	169.2	247	10.2
11. Jessica Zammuto, Rockford	Sr.	SP	27	153.1	221	10.1
12. Jaclyn Leitze, Plattsburgh St.	So.	SP	34	181.0	257	9.9
13. Janet Nagle, St. Thomas (Minn.)	Sr.	SP/RP	30	155.2	221	9.9
14. Amanda Herberger, St. John Fisher	Sr.	SP/RP	29	171.0	241	9.9
15. Joy Ireland, Thomas (Me.)	Sr.	SP	26	151.0	206	9.5
16. Katie Mainville, Southern Me.	Sr.	SP	19	130.0	177	9.5
17. Nicole Vocaturo, Pine Manor	Fr.	SP/RP	20	104.0	141	9.5
18. Michelle Schlichtig, Rutgers-Camden	Sr.	SP	40	224.2	304	9.5
19. Maria Bye, St. Thomas (Minn.)	So.	SP	33	137.0	185	9.5
20. Angela Hartwig, Wartburg	Fr.	SP	27	119.0	151	8.9
21. Michelle Street, Rensselaer	Fr.	SP/RP	25	123.0	156	8.9
22. Sarah Betts, Bluffton	Sr.	SP	28	151.2	190	8.8
23. Jo Sonnett, Whitworth	Sr.	SP	30	170.0	211	8.7
24. Casey Mazurek, Fredonia St.	Jr.	SP	20	130.0	161	8.7
25. Miya Warner, Amherst	Sr.	SP	25	127.2	156	8.6
26. Ang D'Amboise, Cortland St.	Jr.	SP	28	141.0	172	8.5
27. Lindsey Royer, Mount Union	So.	SP	26	143.2	174	8.5
28. Stephanie Zweig, Plattsburgh St.	So.	SP	28	148.1	179	8.4
29. Jen Cook, Frostburg St.	Sr.	SP	39	209.2	249	8.3
30. Jenny Schipp, St. Mary's (Minn.)	Sr.	SP/RP	21	131.0	155	8.3
31. Giannina Coccaro, Allegheny	Sr.	SP	18	116.1	137	8.2
32. Bradi Smith, Simpson	Sr.	SP/RP	30	165.0	194	8.2
33. Erin Mulvey, Trinity (Tex.)	Jr.	SP	22	126.0	147	8.2
34. Nicole Cade, Ithaca	So.	SP	28	149.2	173	8.1
35. Kathy Gordon, Emory	So.	OF/SP	29	140.2	161	8.0
36. Meagan Hennessy, Moravian	Sr.	SP	38	234.2	267	8.0
37. Kristen Quintana, Marietta	Jr.	SP/RP	34	189.2	214	7.9
38. Becky Sowell, Va. Wesleyan	Sr.	SP/RP	26	151.1	170	7.9
39. Ashley Johnson, Lake Erie	Sr.	SP	23	157.1	175	7.8
40. Megan Mickles, York (Pa.)	So.	SP	28	164.0	182	7.8
41. Candace Howard, Pacific Lutheran	Sr.	SP	24	129.1	143	7.7
42. Shannon Harris, Emory & Henry	So.	SP	25	150.2	164	7.6
43. Karla Hargrave, Wesleyan (Conn.)	So.	SP/RP	21	102.0	111	7.6
44. Joyce DeWitz, Gust. Adolphus	Jr.	SP/RP	33	163.1	175	7.5
45. Mariko Long, Carleton	Fr.	SP/RP	20	109.1	117	7.5
46. Lyndsi Craig, Roanoke	So.	SP	26	123.2	132	7.5
47. Colleen Oswald, Rowan	Sr.	SP/RP	40	233.0	246	7.4
48. Amy Arria, Wheelock	Sr.	SP	23	110.0	116	7.4
49. Kelsey Heider, Hartwick	Fr.	INF/SP	21	135.1	142	7.3
50. Jenn Elwell, Suffolk	So.	SP/RP	26	164.2	172	7.3

Victories

Rank, Name, Team	Cl.	Pos.	App.	IP	W	L	Pct.
1. Colleen Oswald, Rowan	Sr.	SP/RP	40	233.0	33	5	.868
2. Michelle Schlichtig, Rutgers-Camden	Sr.	SP	40	224.2	32	3	.914
3. Eleanor Schultz, Coe	Fr.	SP	44	253.2	28	9	.757
4. Margaret Thomas, Manhattanville	Jr.	SP/RP	38	223.0	27	10	.730
5. Nicole Riley, Rhode Island Col.	Jr.	SP/RP	34	192.1	26	2	.929
Mallory McKinney, Wis.-Eau Claire	Jr.	SP	30	184.2	26	3	.897
Laura Heise, St. Scholastica	Sr.	SP	35	194.0	26	6	.813
Sara Stas, Cal St. East Bay	So.	SP	35	231.0	26	8	.765
9. Janet Nagle, St. Thomas (Minn.)	Sr.	SP/RP	30	155.2	25	2	.926
Ashley Weaver, Fontbonne	Jr.	SP/RP	35	195.1	25	5	.833
Meagan Hennessy, Moravian	Sr.	SP	38	234.2	25	7	.781
12. Erica Hoyt, Muskingum	Sr.	SP	31	160.1	24	4	.857
13. Jen Cook, Frostburg St.	Sr.	SP	39	209.2	23	8	.742
14. Nicole Cade, Ithaca	So.	SP	28	149.2	22	4	.846
Kristi Guzzo, Elms	Sr.	SP	30	174.2	22	6	.786
Meredith Ray, Piedmont	Jr.	SP	33	181.0	22	6	.786
Jaclyn Leitze, Plattsburgh St.	So.	SP	34	181.0	22	7	.759
18. Maria Bye, St. Thomas (Minn.)	So.	SP	33	137.0	21	2	.913
Jackie Sorensen, Wartburg	Sr.	SP	30	163.1	21	5	.808
Arin Spence, Hardin-Simmons	Jr.	INF/SP	26	156.2	21	5	.808
Joyce DeWitz, Gust. Adolphus	Jr.	SP/RP	33	163.1	21	6	.778
Amanda Herberger, St. John Fisher	Sr.	SP/RP	29	171.0	21	7	.750
Kristi Devens, Misericordia	Sr.	SP/RP	35	194.2	21	10	.677
24. Laurel Sagartz, Washington-St. Louis	Jr.	SP	27	156.0	20	4	.833
Julie Koman, Penn St.-Behrend	Fr.	SP/RP	32	169.2	20	5	.800
Jessica Zammuto, Rockford	Sr.	SP	27	153.1	20	5	.800
Jenn Elwell, Suffolk	So.	SP/RP	26	164.2	20	6	.769
Kristen Quintana, Marietta	Jr.	SP/RP	34	189.2	20	6	.769
Ronessa Stampfli, Wis.-Oshkosh	So.	SP	36	196.1	20	11	.645
30. Angela Hartwig, Wartburg	Fr.	SP	27	119.0	19	2	.905
Amy Mattin, Muskingum	Fr.	SP/RP	35	147.2	19	2	.905
Lyndsi Craig, Roanoke	So.	SP	26	123.2	19	3	.864
Kathy Gordon, Emory	So.	OF/SP	29	140.2	19	3	.864

Rank, Name, Team	Cl.	Pos.	App.	IP	W	L	Pct.
Sandi Clark, Louisiana Col.	Sr.	SP	25	157.2	19	5	.792
Meg Gaskell, Babson	Sr.	SP	25	168.0	19	5	.792
Nicole Capone, Aurora	Fr.	SP/RP	28	156.1	19	6	.760
Jo Sonnett, Whitworth	Sr.	SP	30	170.0	19	8	.704
Petra Wade, Chicago	Jr.	SP	35	192.0	19	9	.679
Theresa Boleen, Hamline	Fr.	SP/RP	38	232.1	19	19	.500
40. Stephanie Zweig, Plattsburgh St.	So.	SP	28	148.1	18	2	.900
Sara Toga Collings, Emerson	Sr.	SP	22	130.2	18	3	.857
Ang D'Amboise, Cortland St.	Jr.	SP	28	141.0	18	5	.783
Kristy Zavinski, Pitt.-Bradford	Jr.	SP	25	151.2	18	5	.783
Kelsey Rethmeier, Central (Iowa)	Fr.	SP/RP	35	170.0	18	7	.720
Amanda Corey, Lasell	So.	OF/SP	33	177.1	18	8	.692
Lauren Curosh, DePauw	Jr.	OF/SP	29	153.1	18	8	.692
Kimberly Sturgis, Curry	Jr.	SP	34	213.0	18	12	.600
Colleen Perry, Coast Guard	Jr.	SP	34	210.2	18	14	.563
49. Carly Myers, Ithaca	So.	SP	23	129.0	17	3	.850
Michelle Street, Rensselaer	Fr.	SP/RP	25	123.0	17	3	.850
Mallory Kane, Pitt.-Bradford	So.	SP	23	127.0	17	4	.810
Lacey Lister, Salisbury	Sr.	SP	26	134.1	17	4	.810
Jennifer Sorensen, Methodist	Sr.	SP/RP	29	135.0	17	4	.810
Becki Bulls, Luther	Jr.	SP/RP	23	123.0	17	5	.773
Amanda Traylor, Brockport St.	Jr.	SP/RP	23	141.1	17	5	.773
Abby Arceneaux, Union (N.Y.)	Sr.	RP	23	139.0	17	6	.739
Jennifer Martinez, St. Joseph's (L.I.)	Jr.	SP/RP	24	145.1	17	6	.739
Athanasia Totaro, Montclair St.	Sr.	SP/RP	26	134.2	17	6	.739
Justine Johnston, Defiance	Fr.	SP	27	154.1	17	7	.708
Bradi Smith, Simpson	Sr.	SP/RP	30	165.0	17	7	.708
Kristen Linscott, Claremont-M-S	Jr.	SP	28	162.1	17	8	.680
Lori Potacki, North Central (Ill.)	Jr.	SP/RP	28	172.2	17	8	.680
Kendra Strahm, Linfield	Fr.	RP	30	152.0	17	8	.680
Kristin Borre, Edgewood	Jr.	SP	31	152.2	17	10	.630
Jennifer Pancake, Westminster (Pa.)	Jr.	SP/RP	32	188.0	17	13	.567
Michelle Peruzzini, Medaille	Jr.	SP	40	248.1	17	19	.472

Saves

Rank, Name, Team	Cl.	Pos.	App.	IP	SV
1. Brittany Rathbun, Wis.-River Falls	So.	SP/RP	33	109.2	9
2. Blair Cuny, Willamette	So.	RP	13	21.2	5
Kim Tallent, Hendrix	Jr.	SP	32	144.1	5
Meagan Hennessy, Moravian	Sr.	SP	38	234.2	5
Eleanor Schultz, Coe	Fr.	SP	44	253.2	5
6. Amanda Poyant, Western New Eng.	Fr.	SP	19	34.1	4
Julia Iodice, Haverford	So.	RP	20	36.0	4
Jen Reid, Wis.-Superior	Fr.	SP/RP	21	69.1	4
Jen Anthony, Denison	Jr.	SP/RP	21	76.0	4
Kelly Ince, La Verne	Fr.	SP/RP	23	72.1	4
Kelsey Guisbert, Hope	Sr.	SP	28	136.0	4
Jennifer Sorensen, Methodist	Sr.	SP/RP	29	135.0	4
Jamie Wisenall, Thomas More	So.	SP/RP	30	112.2	4
Ashlee Nicholson, Keene St.	So.	SP	30	139.0	4
Bradi Smith, Simpson	Sr.	SP/RP	30	165.0	4
Libby Fulford, N.C. Wesleyan	So.	SP	32	177.0	4
Jaclyn Leitze, Plattsburgh St.	So.	SP	34	181.0	4
Kristen Quintana, Marietta	Jr.	SP/RP	34	189.2	4
Amy Mattin, Muskingum	Fr.	SP/RP	35	147.2	4
Michelle Schlichtig, Rutgers-Camden	Sr.	SP	40	224.2	4
21. Danielle Victor, Texas-Dallas	So.	SP/RP	11	15.1	3
Dezarai Fisher, Smith	Jr.	SP	12	26.2	3
Liz Bergeron, Me.-Farmington	Fr.	SP/RP	14	35.2	3
Marissa Becerra, Chapman	Sr.	SP/RP	16	63.0	3
Ashley Lopez, Pacific Lutheran	Jr.	SP/RP	17	61.0	3
Christina Scordato, Western Conn. St.	So.	SP	18	66.2	3
McCaslin Carson, Louisiana Col.	Fr.	SP	19	48.2	3
Kelli Shipley, East Tex. Baptist	Jr.	SP	20	69.2	3
Jena Robertson, Rochester	Jr.	SS	20	79.1	3
Becky Clark, Randolph-Macon	Fr.	SP/RP	21	59.2	3
Amy Walters, Pacific (Ore.)	Fr.	OF/RP	21	104.2	3
Beth Miller, Wheaton (Ill.)	So.	SP	22	79.2	3
Lisa Rhodes, Bridgewater (Va.)	Jr.	SP	22	85.2	3
Maureen Mikos, Lesley	Jr.	SP/RP	22	99.1	3
Kelly Thompson, Anderson (Ind.)	So.	SP/RP	22	114.1	3
Meghan Kelly, WPI	Jr.	SP	25	135.0	3
Lindsey Royer, Mount Union	So.	SP	26	143.2	3
Lauren Collini, Drew	Fr.	SP	27	142.0	3
Lauren Person, Nichols	So.	SP	28	130.0	3
Cara Patranella, Concordia-Austin	So.	SP/RP	31	153.1	3
Kelsey Rethmeier, Central (Iowa)	Fr.	SP/RP	35	170.0	3

Wisconsin-River Falls Sports Information

Wisconsin-River Falls sophomore Brittany Rathbun led Division III with nine saves in 2006, and has compiled 13 in two seasons.

2006 Division III Team Leaders

Batting Average

Rank, Team	G	W-L-T	AB	H	BA
1. Bridgewater (Va.)	43	34-9	1,223	472	.386
2. Union (N.Y.)	39	32-7	1,127	424	.376
3. Wartburg	47	40-7	1,299	468	.360
4. Dallas	28	14-14	753	268	.356
5. Western New Eng.	47	37-10	1,351	480	.355
6. Rensselaer	41	35-6	1,124	398	.354
7. Muskingum	52	46-6	1,480	524	.354
8. St. Thomas (Minn.)	52	48-4	1,363	482	.354
9. DePauw	41	31-10	1,119	395	.353
10. Roanoke	45	38-7	1,214	428	.353
11. La Verne	43	31-12	1,294	455	.352
12. Hardin-Simmons	42	30-12	1,204	421	.350
13. Lynchburg	45	30-15	1,136	397	.349
14. Piedmont	44	33-11	1,188	415	.349
15. Emory	47	36-11	1,299	450	.346
16. Catholic	29	17-12	742	257	.346
17. Salisbury	39	32-7	1,058	366	.346
18. Redlands	40	29-11	1,098	379	.345
19. Ithaca	47	40-7	1,248	429	.344
20. LaGrange	43	32-11	1,232	423	.343
21. Emerson	41	34-7	1,087	373	.343
22. Texas-Dallas	36	20-16	999	342	.342
23. Hendrix	44	30-14	1,280	438	.342
24. Linfield	50	37-11-2	1,383	472	.341
25. Luther	41	29-12	1,105	376	.340
26. Rowan	48	41-7	1,270	432	.340
27. St. Scholastica	45	36-9	1,258	427	.339
28. Ill. Wesleyan	44	32-12	1,279	430	.336
29. Cal St. East Bay	35	26-9	1,003	337	.336
30. Chris. Newport	40	23-17	1,135	381	.336
31. Hood	43	27-16	1,141	382	.335
32. Wilson	23	10-13	622	207	.333
33. Mary Hardin-Baylor	38	22-16	995	331	.333
34. Washington-St. Louis	44	37-7	1,176	391	.332
35. Methodist	47	39-8	1,273	420	.330
36. Mount Union	39	29-10	1,068	352	.330
37. Greensboro	44	29-15	1,260	415	.329
38. Manhattanville	44	29-15	1,169	385	.329
39. Transylvania	44	32-12	1,194	392	.328
40. King's (Pa.)	48	39-9	1,322	434	.328
41. Edgewood	43	30-13	1,192	391	.328
42. Neumann	43	30-13	1,193	391	.328
43. D'Youville	40	25-15	1,062	348	.328
44. Montclair St.	46	33-13	1,179	386	.327
45. Wis.-Stevens Point	41	24-16-1	1,138	371	.326
46. Marywood	38	20-18	1,100	357	.325
47. Augustana (Ill.)	43	33-10	1,138	369	.324
48. Peace	40	23-17	1,069	346	.324
49. Wis.-Superior	38	22-16	1,054	341	.324
50. Suffolk	42	32-10	1,138	368	.323

Slugging Percentage

Rank, Team	G	W-L-T	AB	TB	Slg. Pct.
1. St. Thomas (Minn.)	52	48-4	1,363	777	.570
2. Lynchburg	45	30-15	1,136	638	.562
3. La Verne	43	31-12	1,294	715	.553
4. Bridgewater (Va.)	43	34-9	1,223	674	.551
5. Wartburg	47	40-7	1,299	691	.532
6. Ramapo	49	36-13	1,315	699	.532
7. Hardin-Simmons	42	30-12	1,204	638	.530
8. Salisbury	39	32-7	1,058	546	.516
9. Dallas	28	14-14	753	387	.514
10. DePauw	41	31-10	1,119	574	.513
11. Muskingum	52	46-6	1,480	758	.512
12. Western New Eng.	47	37-10	1,351	690	.511
13. Roanoke	45	38-7	1,214	620	.511
14. Rensselaer	41	35-6	1,124	574	.511
15. St. Scholastica	45	36-9	1,258	637	.506
16. Emerson	41	34-7	1,087	546	.502
17. Washington-St. Louis	44	37-7	1,176	578	.491
18. Luther	41	29-12	1,105	540	.489
19. Augustana (Ill.)	43	33-10	1,138	555	.488
20. Cal St. East Bay	35	26-9	1,003	488	.487
21. Redlands	40	29-11	1,098	532	.485
22. Methodist	47	39-8	1,273	614	.482
23. Plattsburgh St.	49	40-9	1,292	623	.482
24. Montclair St.	46	33-13	1,179	565	.479
25. Union (N.Y.)	39	32-7	1,127	540	.479
26. Wis.-Eau Claire	43	37-6	1,185	567	.478
27. Catholic	29	17-12	742	355	.478
28. Manhattanville	44	29-15	1,169	558	.477
29. St. John Fisher	46	33-12-1	1,195	567	.474
30. Emory	47	36-11	1,299	616	.474
31. Suffolk	42	32-10	1,138	536	.471
32. Olivet	36	24-12	990	465	.470
33. Webster	41	22-19	1,108	520	.469
34. King's (Pa.)	48	39-9	1,322	620	.469
35. Brooklyn	27	15-12	600	281	.468
Fontbonne	45	34-11	1,200	562	.468
37. Hood	43	27-16	1,141	534	.468
38. Louisiana Col.	47	38-9	1,270	592	.466
39. Wis.-Whitewater	40	25-15	1,070	498	.465
40. Neumann	43	30-13	1,193	554	.464
41. Thomas More	45	27-17-1	1,226	566	.462
42. Rowan	48	41-7	1,270	586	.461
43. Arcadia	38	31-7	1,052	483	.459
44. Mary Hardin-Baylor	38	22-16	995	456	.458
45. Baptist Bible (Pa.)	44	25-19	1,180	539	.457
46. Keene St.	40	26-14	1,038	473	.456
47. Norwich	37	17-20	963	438	.455
48. Linfield	50	37-11-2	1,383	628	.454
49. Va. Wesleyan	41	27-14	1,130	512	.453
50. Ithaca	47	40-7	1,248	563	.451

Scoring

Rank, Team	G	W-L-T	R	PG
1. Brooklyn	27	15-12	235	8.70
2. Western New Eng.	47	37-10	391	8.32
3. Bridgewater (Va.)	43	34-9	340	7.91
4. Wilson	23	10-13	177	7.70
5. Lynchburg	45	30-15	340	7.56
6. LaGrange	43	32-11	322	7.49
7. Rensselaer	41	35-6	307	7.49
8. DePauw	41	31-10	305	7.44
9. Union (N.Y.)	39	32-7	288	7.38
10. St. Scholastica	45	36-9	323	7.18
11. Piedmont	44	33-11	315	7.16
12. Roanoke	45	38-7	322	7.16
13. La Verne	43	31-12	307	7.14
14. Middlebury	24	15-9	170	7.08
15. Emerson	41	34-7	289	7.05
16. Trinity (D.C.)	29	12-17	203	7.00
17. Webster	41	22-19	285	6.95
18. Ithaca	47	40-7	325	6.91
19. Hardin-Simmons	42	30-12	290	6.90
20. Keuka	28	19-9	192	6.86
21. St. Thomas (Minn.)	52	48-4	356	6.85
22. City Tech	17	5-12	116	6.82
23. Suffolk	42	32-10	286	6.81
24. Cal St. East Bay	35	26-9	238	6.80
25. Hendrix	44	30-14	299	6.80
26. Wartburg	47	40-7	318	6.77
27. Hood	43	27-16	290	6.74
28. Salisbury	39	32-7	261	6.69
29. Augustana (Ill.)	43	33-10	287	6.67
30. Muskingum	52	46-6	343	6.60
31. King's (Pa.)	48	39-9	316	6.58
32. Gust. Adolphus	40	31-9	262	6.55
33. Edgewood	43	30-13	279	6.49
34. Manhattanville	44	29-15	285	6.48
35. Arcadia	38	31-7	246	6.47
36. Catholic	29	17-12	186	6.41
37. Washington-St. Louis	44	37-7	282	6.41
38. York (N.Y.)	15	4-11	96	6.40
39. Pitt.-Bradford	44	35-9	280	6.36
40. Transylvania	44	32-12	279	6.34
41. Emory	47	36-11	296	6.30
42. Rutgers-Camden	52	47-5	327	6.29
43. Rowan	48	41-7	301	6.27
44. Staten Island	41	21-20	253	6.17
45. New Rochelle	20	7-13	122	6.10
46. Peace	40	23-17	242	6.05
47. Aurora	49	38-11	296	6.04

Rank, Team	G	W-L-T	R	PG
48. Wis.-Whitewater	40	25-15	240	6.00
49. Montclair St.	46	33-13	273	5.93
50. Methodist	47	39-8	278	5.91

Doubles Per Game

Rank, Team	G	W-L-T	2B	PG
1. Catholic	29	17-12	65	2.24
2. Muskingum	52	46-6	114	2.19
3. Washington-St. Louis	44	37-7	95	2.16
4. Cal St. East Bay	35	26-9	75	2.14
5. La Verne	43	31-12	90	2.09
6. Marywood	38	20-18	78	2.05
7. Va. Wesleyan	41	27-14	83	2.02
8. Becker	25	7-18	49	1.96
9. DePauw	41	31-10	78	1.90
10. Salisbury	39	32-7	74	1.90
11. Rowan	48	41-7	91	1.90
12. St. Scholastica	45	36-9	85	1.89
13. Neumann	43	30-13	81	1.88
14. Bridgewater (Va.)	43	34-9	80	1.86
15. Mary Washington	42	27-15	78	1.86
Ramapo	49	36-13	91	1.86
17. Methodist	47	39-8	87	1.85
18. Hardin-Simmons	42	30-12	77	1.83
19. St. John Fisher	46	33-12-1	84	1.83
20. Chris. Newport	40	23-17	73	1.83
21. Fontbonne	45	34-11	81	1.80
22. Manhattanville	44	29-15	79	1.80
Greensboro	44	29-15	79	1.80
Piedmont	44	33-11	79	1.80
25. Western New Eng.	47	37-10	84	1.79
26. Messiah	40	22-18	71	1.78
27. St. Catherine	39	21-18	69	1.77
28. Louisiana Col.	47	38-9	83	1.77
29. Denison	46	33-13	81	1.76
30. Hood	43	27-16	75	1.74
31. Roanoke	45	38-7	78	1.73
32. Misericordia	48	32-16	83	1.73
33. Lynchburg	45	30-15	76	1.69
34. Me.-Farmington	32	21-11	53	1.66
35. Augustana (Ill.)	43	33-10	71	1.65
36. Rose-Hulman	42	13-29	69	1.64
New England Col.	42	24-18	69	1.64
38. Rhode Island Col.	44	35-8-1	72	1.64
39. East. Mennonite	41	23-18	67	1.63
Millikin	41	24-17	67	1.63
41. Ursinus	38	30-8	62	1.63
42. Lake Erie	43	26-16-1	70	1.63
43. Peace	40	23-17	65	1.63
44. Randolph-Macon	34	17-17	55	1.62
45. Widener	36	19-17	58	1.61
Texas-Dallas	36	20-16	58	1.61
47. FDU-Florham	38	21-17	61	1.61
48. Rochester	43	24-19	69	1.60
LaGrange	43	32-11	69	1.60
50. Thomas More	45	27-17-1	72	1.60
Redlands	40	29-11	64	1.60

Triples Per Game

Rank, Team	G	W-L-T	3B	PG
1. Chestnut Hill	30	7-23	23	0.77
2. Gust. Adolphus	40	31-9	26	0.65
3. Rhode Island Col.	44	35-8-1	28	0.64
4. Olivet	36	24-12	21	0.58
5. Millsaps	40	12-28	23	0.58
6. Baptist Bible (Pa.)	44	25-19	25	0.57
7. DePauw	41	31-10	22	0.54
Emerson	41	34-7	22	0.54
9. Keuka	28	19-9	15	0.54
10. Old Westbury	30	14-16	16	0.53
11. Wilson	23	10-13	12	0.52
12. Elmhurst	38	19-19	19	0.50
Simmons	38	19-19	19	0.50
14. Staten Island	41	21-20	20	0.49
15. Mt. St. Vincent	39	15-24	19	0.49
16. St. Joseph (Conn.)	25	6-19	12	0.48
17. Suffolk	42	32-10	20	0.48
18. Cedar Crest	31	17-14	14	0.45
19. Augsburg	38	16-22	17	0.45
20. Penn St.-Behrend	47	34-10-3	21	0.45
Emory	47	36-11	21	0.45
22. Gallaudet	32	13-19	14	0.44
Franklin	32	10-22	14	0.44
24. Gettysburg	39	25-14	17	0.44
25. Mass.-Dartmouth	30	16-13-1	13	0.43
26. Norwich	37	17-20	16	0.43
Manchester	37	16-21	16	0.43
28. Hendrix	44	30-14	19	0.43
29. Husson	35	11-24	15	0.43
Baruch	35	14-21	15	0.43
East Tex. Baptist	42	27-15	18	0.43
32. Ithaca	47	40-7	20	0.43
33. Wesley	40	12-28	17	0.43
34. Roger Williams	45	24-20-1	19	0.42
35. Marywood	38	20-18	16	0.42
36. Millikin	41	24-17	17	0.41
37. Trinity (D.C.)	29	12-17	12	0.41
38. City Tech	17	5-12	7	0.41
39. Brooklyn	27	15-12	11	0.41
40. Mary Baldwin	42	20-22	17	0.40
41. Redlands	40	29-11	16	0.40
Wooster	40	14-25-1	16	0.40
43. King's (Pa.)	48	39-9	19	0.40
44. Edgewood	43	30-13	17	0.40
45. Denison	46	33-13	18	0.39
46. Ferrum	44	23-21	17	0.39
47. Thiel	37	3-34	14	0.38
Rockford	37	26-11	14	0.38
49. Messiah	40	22-18	15	0.38
Southern Vt.	24	1-23	9	0.38
Middlebury	24	15-9	9	0.38

Home Runs Per Game

Rank, Team	G	W-L-T	HR	PG
1. St. Thomas (Minn.)	52	48-4	72	1.38
2. La Verne	43	31-12	52	1.21
3. Lynchburg	45	30-15	51	1.13
4. Ramapo	49	36-13	55	1.12
5. Wartburg	47	40-7	45	0.96
6. Hardin-Simmons	42	30-12	40	0.95
7. Plattsburgh St.	49	40-9	46	0.94
8. Trinity (Conn.)	33	23-10	29	0.88
9. Endicott	43	28-15	37	0.86
10. Louisiana Col.	47	38-9	40	0.85
11. Puget Sound	39	24-14-1	32	0.82
12. Wis.-Whitewater	40	25-15	32	0.80
13. Bridgewater (Va.)	43	34-9	34	0.79
Wis.-Eau Claire	43	37-6	34	0.79
15. Brooklyn	27	15-12	21	0.78
16. Northland	44	22-22	34	0.77
17. Salisbury	39	32-7	30	0.77
18. Arcadia	38	31-7	29	0.76
19. Luther	41	29-12	31	0.76
20. Roanoke	45	38-7	34	0.76
21. Anderson (Ind.)	39	25-14	29	0.74
22. St. Scholastica	45	36-9	33	0.73
23. Rensselaer	41	35-6	30	0.73
Webster	41	22-19	30	0.73
25. Lake Forest	39	24-15	28	0.72
26. Baldwin-Wallace	37	19-18	26	0.70
27. Western New Eng.	47	37-10	32	0.68
28. Augustana (Ill.)	43	33-10	29	0.67
29. Suffolk	42	32-10	28	0.67
30. Wilkes	41	26-15	27	0.66
31. St. John Fisher	46	33-12-1	29	0.63
32. Coe	54	41-13	34	0.63
33. Keene St.	40	26-14	25	0.63
Williams	40	30-10	25	0.63
35. Thomas More	45	27-17-1	28	0.62
36. St. Joseph's (L.I.)	34	23-11	21	0.62
37. Muskingum	52	46-6	32	0.62
38. Olivet	36	24-12	22	0.61
39. Montclair St.	46	33-13	28	0.61
40. Chapman	38	28-10	23	0.61
41. Whitworth	40	26-14	24	0.60
42. McDaniel	42	21-21	25	0.60
43. Manhattanville	44	29-15	26	0.59
44. Loras	38	15-23	22	0.58
45. Methodist	47	39-8	27	0.57
46. Cal St. East Bay	35	26-9	20	0.57
47. Moravian	46	37-9	26	0.57

Rank, Team	G	W-L-T	HR	PG
48. Emerson	41	34-7	23	0.56
St. Mary's (Ind.)	41	28-13	23	0.56
50. Ohio Northern	34	15-17	19	0.56

Stolen Bases Per Game

Rank, Team	G	W-L-T	SB	PG
1. Brooklyn	27	15-12	143	5.30
2. Wilson	23	10-13	106	4.61
3. City Tech	17	5-12	62	3.65
4. Pacific (Ore.)	39	23-15-1	110	2.82
5. Suffolk	42	32-10	116	2.76
6. Central (Iowa)	46	33-13	123	2.67
7. Lehman	30	10-20	79	2.63
8. St. Thomas (Minn.)	52	48-4	131	2.52
9. Linfield	50	37-11-2	124	2.48
10. Willamette	37	20-17	88	2.38
11. Huntingdon	37	21-16	86	2.32
12. Ithaca	47	40-7	108	2.30
13. Hood	43	27-16	95	2.21
14. Castleton St.	34	17-17	75	2.21
15. Fontbonne	45	34-11	99	2.20
16. Mount Ida	39	13-26	85	2.18
17. Mary Baldwin	42	20-22	91	2.17
18. Mt. St. Vincent	39	15-24	80	2.05
19. TCNJ	41	25-16	84	2.05
20. Wells	26	0-26	53	2.04
21. Pacific Lutheran	39	24-15	79	2.03
22. Lasell	41	23-17-1	83	2.02
23. Old Westbury	30	14-16	59	1.97
24. Augustana (Ill.)	43	33-10	84	1.95
25. Ozarks (Ark.)	37	14-23	72	1.95
26. Allegheny	40	19-21	75	1.88
Millsaps	40	12-28	75	1.88
28. York (N.Y.)	15	4-11	28	1.87
29. St. Scholastica	45	36-9	83	1.84
30. John Jay	36	3-33	66	1.83
31. Centre	37	19-18	66	1.78
32. Clarke	40	21-19	70	1.75
Piedmont	44	33-11	77	1.75
34. Bluffton	38	15-23	66	1.74
35. Phila. Biblical	34	2-32	59	1.74
36. Gust. Adolphus	40	31-9	69	1.73
37. New England Col.	42	24-18	72	1.71
Cal St. East Bay	35	26-9	60	1.71
39. Pine Manor	45	24-21	76	1.69
40. Merchant Marine	41	17-24	68	1.66
41. Greensboro	44	29-15	72	1.64
Lawrence	33	17-16	54	1.64
43. Emerson	41	34-7	67	1.63
44. Lewis & Clark	35	4-31	57	1.63
45. Rochester	43	24-19	69	1.60
46. Marywood	38	20-18	60	1.58
47. Hunter	39	21-18	61	1.56
48. St. Joseph's (L.I.)	34	23-11	52	1.53
49. Carleton	36	11-25	55	1.53
Texas-Dallas	36	20-16	55	1.53

Earned-Run Average

Rank, Team	G	W-L-T	IP	R	ER	ERA
1. St. Thomas (Minn.)	52	48-4	324.1	64	41	0.88
2. Moravian	46	37-9	318.2	69	43	0.94
3. LaGrange	43	32-11	264.0	77	37	0.98
4. Babson	47	35-12	331.1	75	54	1.14
5. Plattsburgh St.	49	40-9	329.1	79	56	1.19
6. Ithaca	47	40-7	301.2	74	53	1.23
7. Piedmont	44	33-11	284.1	87	50	1.23
8. Salisbury	39	32-7	249.0	60	44	1.24
9. Rensselaer	41	35-6	259.0	80	46	1.24
10. Wis.-Oshkosh	44	27-17	292.1	82	52	1.25
11. Wis.-Eau Claire	43	37-6	295.2	67	53	1.25
12. St. Scholastica	45	36-9	289.2	87	53	1.28
13. Emory	47	36-11	317.0	78	59	1.30
14. Rutgers-Camden	52	47-5	340.0	83	65	1.34
15. Washington-St. Louis	44	37-7	281.0	67	57	1.42
16. Simpson	43	29-14	298.1	104	61	1.43
17. Lebanon Valley	41	29-12	277.1	76	57	1.44
18. WPI	37	23-14	244.0	84	51	1.46
19. Suffolk	42	32-10	276.0	106	59	1.50
20. Emerson	41	34-7	257.0	111	55	1.50
21. Wellesley	33	22-11	232.0	83	50	1.51
22. Methodist	47	39-8	310.2	99	67	1.51
23. Wm. Paterson	40	29-11	257.1	70	56	1.52
24. Denison	46	33-13	301.2	88	66	1.53
25. Trinity (Tex.)	43	29-14	287.0	101	63	1.54
26. St. Mary's (Minn.)	41	25-15-1	284.0	90	63	1.55
27. Wilkes	41	26-15	274.0	100	61	1.56
28. Fontbonne	45	34-11	296.0	122	66	1.56
29. Marietta	44	33-11	299.2	94	67	1.56
30. New England	31	18-13	205.2	80	46	1.57
31. Central (Iowa)	46	33-13	304.0	108	68	1.57
32. Rowan	48	41-7	306.0	100	70	1.60
33. Ill. Wesleyan	44	32-12	304.0	110	70	1.61
34. St. Mary's (Ind.)	41	28-13	272.2	101	63	1.62
35. Muskingum	52	46-6	348.2	114	81	1.63
36. Susquehanna	34	22-12	235.0	94	55	1.64
37. Buffalo St.	42	30-12	289.0	96	68	1.65
38. Mississippi Col.	40	24-16	271.0	99	64	1.65
39. Penn St.-Behrend	47	34-10-3	287.0	92	68	1.66
40. Westminster (Pa.)	40	22-18	270.0	136	64	1.66
41. Wartburg	47	40-7	296.1	95	72	1.70
42. Misericordia	48	32-16	303.0	111	75	1.73
43. Coe	54	41-13	359.1	122	89	1.73
44. Luther	41	29-12	256.2	92	64	1.75
45. Rhode Island Col.	44	35-8-1	293.0	111	74	1.77
46. Pitt.-Bradford	44	35-9	281.0	96	71	1.77
47. Chapman	38	28-10	252.2	102	64	1.77
48. Roanoke	45	38-7	286.0	94	73	1.79
49. St. Joseph's (L.I.)	34	23-11	219.1	94	56	1.79
50. Thomas More	45	27-17-1	289.2	135	74	1.79

Fielding Percentage

Rank, Team	G	W-L-T	PO	A	E	Pct.
1. Emory	47	36-11	942	372	29	.978
2. Wm. Paterson	40	29-11	772	395	29	.976
3. Salisbury	39	32-7	747	323	29	.974
4. Cortland St.	45	34-11	910	336	35	.973
5. Rowan	48	41-7	918	275	34	.972
6. Muskingum	52	46-6	1,044	442	44	.971
7. Gust. Adolphus	40	31-9	773	345	34	.970
8. Union (N.Y.)	39	32-7	749	278	32	.970
9. Linfield	50	37-11-2	975	421	44	.969
10. Luther	41	29-12	768	296	34	.969
11. Claremont-M-S	36	24-12	712	248	31	.969
12. Marietta	44	33-11	899	340	41	.968
13. York (Pa.)	37	21-16	737	225	32	.968
14. La Verne	43	31-12	872	359	41	.968
15. St. Mary's (Minn.)	41	25-15-1	852	333	40	.967
16. Roanoke	45	38-7	858	351	41	.967
17. Ithaca	47	40-7	905	377	44	.967
18. Rutgers-Camden	52	47-5	1,020	378	49	.966
19. Texas Lutheran	36	17-19	719	304	36	.966
20. Hope	46	32-14	905	411	47	.966
21. Plattsburgh St.	49	40-9	988	240	44	.965
22. Cal St. East Bay	35	26-9	697	389	39	.965
23. Piedmont	44	33-11	853	423	46	.965
24. Wartburg	47	40-7	889	358	45	.965
25. Ramapo	49	36-13	948	405	49	.965
26. DePauw	41	31-10	776	314	40	.965
27. Ursinus	38	30-8	757	270	38	.964
28. Moravian	46	37-9	956	339	48	.964
29. Texas-Dallas	36	20-16	690	276	36	.964
30. Hendrix	44	30-14	858	420	48	.964
31. Defiance	44	29-15	871	426	49	.964
32. Wis.-Eau Claire	43	37-6	887	380	48	.963
33. Pacific Lutheran	39	24-15	780	289	41	.963
34. Lebanon Valley	41	29-12	832	340	45	.963
35. Coe	54	41-13	1,078	539	63	.963
36. Redlands	40	29-11	780	347	44	.962
37. Augustana (Ill.)	43	33-10	845	306	45	.962
38. Wellesley	33	22-11	698	248	37	.962
39. Mary Washington	42	27-15	828	337	46	.962
40. Babson	47	35-12	994	371	54	.962
41. Rockford	37	26-11	708	227	37	.962
42. Va. Wesleyan	41	27-14	815	322	45	.962
43. Mississippi Col.	40	24-16	813	345	46	.962
44. East Tex. Baptist	42	27-15	822	331	46	.962
45. Lynchburg	45	30-15	814	389	48	.962
46. Brockport St.	40	26-14	800	324	45	.962
47. Gettysburg	39	25-14	793	303	44	.961
48. Otterbein	38	20-18	780	326	45	.961

Rank, Team	G	W-L-T	PO	A	E	Pct.
49. Alma	39	26-13	737	280	42	.960
50. Mount Union	39	29-10	755	477	51	.960

Double Plays Per Game

Rank, Team	G	W-L-T	DP	PG
1. Millikin	41	24-17	31	0.76
2. Howard Payne	36	18-18	23	0.64
3. Lynchburg	45	30-15	24	0.53
4. John Carroll	40	19-21	20	0.50
Susquehanna	34	22-12	17	0.50
6. Lawrence	33	17-16	16	0.48
7. Tufts	44	28-16	21	0.48
8. Elmhurst	38	19-19	18	0.47
9. Pitt.-Greensburg	32	5-27	15	0.47
10. Springfield	45	25-20	21	0.47
11. Heidelberg	40	15-25	18	0.45
12. La Verne	43	31-12	19	0.44
13. Mt. St. Mary (N.Y.)	34	13-21	15	0.44
14. Johnson St.	23	7-16	10	0.43
15. Dickinson	40	16-24	17	0.43
Wm. Paterson	40	29-11	17	0.43
17. Cal Lutheran	34	16-18	14	0.41
18. Wheaton (Mass.)	39	24-15	16	0.41
19. WPI	37	23-14	15	0.41
Willamette	37	20-17	15	0.41
Wis.-Stout	37	8-29	15	0.41
22. Rutgers-Newark	40	18-22	16	0.40
Wis.-La Crosse	40	20-20	16	0.40
24. LaGrange	43	32-11	17	0.40
25. Mt. St. Vincent	39	15-24	15	0.38
Puget Sound	39	24-14-1	15	0.38
27. Bridgewater St.	47	26-21	18	0.38
28. Emory & Henry	42	18-23-1	16	0.38
Ohio Wesleyan	42	23-19	16	0.38
30. New Jersey City	37	9-28	14	0.38
31. Maryville (Mo.)	45	25-18	17	0.38
32. Alverno	35	3-32	13	0.37
33. Lesley	33	16-17	12	0.36
34. McDaniel	42	21-21	15	0.36
35. King's (Pa.)	48	39-9	17	0.35
36. Norwich	37	17-20	13	0.35
Concordia-Austin	37	14-23	13	0.35
38. Shenandoah	43	15-28	15	0.35
Hood	43	27-16	15	0.35
Edgewood	43	30-13	15	0.35
41. Delaware Valley	35	15-20	12	0.34
Cal St. East Bay	35	26-9	12	0.34
Greenville	35	16-19	12	0.34
44. Hiram	38	10-27-1	13	0.34
Mary Hardin-Baylor	38	22-16	13	0.34
46. Rose-Hulman	42	13-29	14	0.33
Wis.-River Falls	42	22-19-1	14	0.33
48. Wash. & Jeff.	40	25-15	13	0.33
Wooster	40	14-25-1	13	0.33
50. Concordia-M'head	34	15-19	11	0.32
Plymouth St.	34	8-25-1	11	0.32

Winning Percentage

Rank, Team	W	L	T	^Pct.
1. St. Thomas (Minn.)	48	4	0	.923
2. Rutgers-Camden	47	5	0	.904
3. Muskingum	46	6	0	.885
4. Wis.-Eau Claire	37	6	0	.860
5. Rowan	41	7	0	.854
6. Rensselaer	35	6	0	.854
7. Ithaca	40	7	0	.851
Wartburg	40	7	0	.851
9. Roanoke	38	7	0	.844
10. Washington-St. Louis	37	7	0	.841
11. Methodist	39	8	0	.830
12. Emerson	34	7	0	.829
13. Union (N.Y.)	32	7	0	.821
Salisbury	32	7	0	.821
15. Plattsburgh St.	40	9	0	.816
16. Arcadia	31	7	0	.816
17. King's (Pa.)	39	9	0	.813
18. Louisiana Col.	38	9	0	.809
19. Rhode Island Col.	35	8	1	.807
20. Moravian	37	9	0	.804
21. St. Scholastica	36	9	0	.800
22. Pitt.-Bradford	35	9	0	.795
23. Bridgewater (Va.)	34	9	0	.791
24. Ursinus	30	8	0	.789
25. Western New Eng.	37	10	0	.787
26. Aurora	38	11	0	.776
27. Gust. Adolphus	31	9	0	.775
28. Augustana (Ill.)	33	10	0	.767
29. Emory	36	11	0	.766
30. Suffolk	32	10	0	.762
31. Linfield	37	11	2	.760
32. Coe	41	13	0	.759
33. DePauw	31	10	0	.756
34. Cortland St.	34	11	0	.756
Fontbonne	34	11	0	.756
36. Penn St.-Behrend	34	10	3	.755
37. Marietta	33	11	0	.750
Piedmont	33	11	0	.750
Williams	30	10	0	.750
40. Babson	35	12	0	.745
41. LaGrange	32	11	0	.744
42. Mount Union	29	10	0	.744
43. Cal St. East Bay	26	9	0	.743
44. Utica	31	11	0	.738
45. Chapman	28	10	0	.737
46. Ramapo	36	13	0	.735
47. St. John Fisher	33	12	1	.728
48. Ill. Wesleyan	32	12	0	.727
Transylvania	32	12	0	.727
50. Redlands	29	11	0	.725
Wm. Paterson	29	11	0	.725

^Ties computed as half win, half loss.

Coaching Records

All-Divisions Coaching Records
Winningest Coaches All-Time By Percentage .. 150
Winningest Coaches All-Time By Victories 150
Division I Coaching Records
Winningest Active Coaches By Percentage 151
Winningest Active Coaches By Victories 151
Winningest Coaches All-Time By Percentage .. 152
Winningest Coaches All-Time By Victories 152
Division II Coaching Records
Winningest Active Coaches By Percentage 153
Winningest Active Coaches By Victories 153
Winningest Coaches All-Time By Percentage .. 154
Winningest Coaches All-Time By Victories 154
Division III Coaching Records
Winningest Active Coaches By Percentage 155
Winningest Active Coaches By Victories 155
Winningest Coaches All-Time By Percentage .. 156
Winningest Coaches All-Time By Victories 156

All-Divisions Coaching Records

Winningest Coaches All-Time

BY PERCENTAGE

(Minimum 10 years as a head coach at an NCAA school; includes spring varsity fast-pitch record at four-year colleges only.)

	Coach, Team	Yrs.	Won	Lost	Tied	@Pct.
1.	*Scott Whitlock (Kennesaw St. 1991-06)	16	773	136	0	.850
2.	*John Tschida (St. Thomas [Minn.] 1995-06)	12	449	83	0	.844
3.	#Sue Enquist (UCLA 1989-06)	18	887	175	1	.835
4.	*Mike Candrea (Arizona 1986-03, 05-06)	20	1,081	214	0	.835
5.	#Sharron Backus (UCLA 1975-96)	22	854	173	3	.831
6.	June Walker (TCNJ 1974-95)	22	721	154	0	.824
7.	*Jan Hutchinson (Bloomsburg 1978-06)	29	1,041	243	2	.810
8.	*Henry Christowski (Simpson 1996-06)	11	368	90	0	.802
9.	*Frank Cheek (Humboldt St. 1989-06)	18	866	219	2	.798
10.	*Margie Knight (Salisbury 1997-06)	10	374	96	2	.794
11.	*Rick Bertagnolli (S.C. Upstate 1992-93; California [Pa.] 94-06)	15	558	154	0	.784
12.	*Chris Bellotto (Fla. Southern 1985-06)	22	893	257	0	.777
13.	*David Hanna (Coker 1992-06)	15	555	160	1	.776
14.	*Rick Noren (Pacific Lutheran 1995-06)	12	366	108	1	.772
15.	Michele Myslinski (Merrimack 1993-03)	11	399	119	0	.770
16.	*Vickee Hollifield (Carson-Newman 1986-06)	21	733	225	0	.765
17.	*Yvette Girouard (La.-Lafayette 1981-00; LSU 01-06)	26	1,067	339	0	.759
18.	*Lu Harris-Champer (Nicholls St. 1996-97; Southern Miss. 99-00; Georgia 01-06)	10	522	168	1	.756
19.	*George Wares (Central [Iowa] 1985-06)	22	753	243	3	.755
20.	*Denny Griffin (Alma 1989-2006)	18	555	182	0	.753
21.	Dan Simmons (Neb.-Kearney 1988-00)	13	442	145	0	.753
22.	*+Janet Lloyd (Chapman 1995-06)	12	398	131	0	.752
23.	*JoAnne Graf (Florida St. 1984-06)	23	1,136	372	6	.752
24.	*John Bryne (Moravian 1994-06)	13	407	135	0	.751
25.	Gary Torgeson (Cal St. Northridge 1982-94)	13	636	216	7	.744
26.	*Patty Gasso (Oklahoma 1995-06)	12	584	200	2	.744
27.	*Les Stuedeman (Ala.-Huntsville 1996-06)	11	521	182	0	.741
28.	Cathy Compton (Eureka 1987-90; Nicholls St. 91-95; LSU 97-98)	11	412	143	4	.741
29.	*Margie Wright (Illinois St. 1980-85; Fresno St. 86-06)	27	1,206	428	3	.738
30.	Sandy Jerstad (Augustana [S.D.] 1977-03)	27	1,011	359	2	.738
31.	Joey Arrietta (Akron 1980-89)	10	326	115	4	.737
32.	*Gina Loudenburg (Wheaton [Mass.] 1990-06)	17	480	172	3	.735
33.	*%Steve Warner (West Va. Wesleyan 1993-06)	14	520	189	1	.733
34.	*Michele DeGregorio (Merrimack 1993-04; Bentley 06)	13	440	164	0	.728
35.	Kathy Tropp Veronesi (Mount Holyoke 1979-84; Nichols 85-92)	14	188	71	0	.726

*@Ties counted as half won, half lost. *Active coach; #Co-head coaches for 1989-96; +Co-head coach with Lisle Lloyd for 1995-98; % Co-head coach with Mike Hinkle for 1993.*

Kennesaw State Sports Information

Scott Whitlock tops all coaches with a .850 winning percentage through 16 seasons, all at Kennesaw State. He has compiled 773 wins and 136 losses, while guiding the Lady Owls to 10 NCAA postseason appearances, two Division II championships and two runner-up finishes.

BY VICTORIES

(Minimum 10 years as a head coach at an NCAA school; includes spring varsity fast-pitch record at four-year colleges only.)

	Coach, Team	Yrs.	Won	Lost	Tied	@Pct.
1.	*Margie Wright (Illinois St. 1980-85; Fresno St. 86-06)	27	1,206	428	3	.738
2.	*JoAnne Graf (Florida St. 1984-06)	23	1,136	372	6	.752
3.	*Gayle Blevins (Indiana 1980-87; Iowa 88-06)	27	1,099	508	5	.683
4.	*Mike Candrea (Arizona 1986-03, 05-06)	10	1,081	214	0	.835
5.	*Yvette Girouard (La.-Lafayette 1981-00; LSU 01-06)	27	1,067	339	0	.759
6.	*Jan Hutchinson (Bloomsburg 1978-06)	29	1,041	243	2	.810
7.	Sandy Jerstad (Augustana [S.D.] 1977-03)	27	1,011	359	2	.738
8.	*Kathy Welter (Okla. Baptist 1980-82; Texas Tech 83-85; Cal St. Bakersfield 86-06)	27	1,009	429	6	.701
9.	*Carol Hutchins (Ferris St. 1982; Michigan 85-06)	23	984	371	4	.726
10.	*Joyce Compton (Missouri 1983-86; South Carolina 87-06)	24	975	447	3	.685
11.	*Elaine Sortino (Massachusetts 1980-06)	27	936	404	4	.698
12.	*Margo Jonker (Central Mich. 1980-06)	27	916	509	5	.642
13.	Linda Wells (Minnesota 1974-75, 77-89; Arizona St. 90-05)	31	914	679	1	.574
14.	Judi Garman (Cal St. Fullerton 1980-99)	20	913	374	4	.709
15.	*Chris Bellotto (Fla. Southern 1985-06)	22	893	257	0	.777
16.	#Sue Enquist (UCLA 1989-06)	18	887	175	1	.835
17.	*Eugene Lenti (DePaul 1980-87, 90-06)	25	885	449	6	.663
18.	Bill Galloway (Texas A&M 1979-81; Louisiana Tech 82-02)	24	881	390	2	.693
19.	Kathy Veroni (Western Ill. 1972-06)	34	869	631	3	.579
20.	*Frank Cheek (Humboldt St. 1989-06)	18	866	219	2	.798
21.	*Judy Groff (American Int'l 1969-06)	38	860	512	4	.626
22.	*Diane Ninemire (California 1988-06)	19	855	398	0	.682
23.	#Sharron Backus (UCLA 1975-96)	21	854	173	3	.831
24.	Sandy Fischer (Oklahoma St. 1979-01)	23	853	358	3	.704
25.	*Jay Miller (Oklahoma City 1985-87; Missouri 88-02; Mississippi St. 06)	24	850	530	0	.616
26.	*Pete Manarino (Long Beach St. 1984-06)	23	843	508	2	.624
27.	*Rhesa Sumrell (Mo. Western St. 1976-86; Missouri 87; Central Mo. 88-06)	31	822	527	0	.609
28.	*Gary Bryce (Wayne St. [Mich.] 1982-06)	25	809	526	6	.606
29.	*Bob Brock (Baylor 1980-81; Texas A&M 82-96; Sam Houston St. 02-06)	22	806	440	1	.647
30.	Doug Spears (Lander 1982-05)	24	801	474	1	.628
31.	*Donna Papa (Susquehanna 1984-85; North Carolina 86-06)	23	792	467	4	.629
32.	Dianne Baker (Stephen F. Austin 1981-95; Texas Woman's 97-05)	24	785	462	3	.629
33.	*Donna Newberry (Muskingum 1975-06)	32	781	359	1	.685
34.	Kathy DeYoung (UC Davis 1979-04)	26	777	400	2	.660
	Teresa Wilson (Oregon 1986-89; Minnesota 90-91; Washington 92-03; Texas Tech 05-06)	19	777	421	1	.648
36.	*Scott Whitlock (Kennesaw St. 1991-06)	16	773	136	0	.850
37.	Cheryl Sprangel (Toledo 1984-97; Virginia 98-05)	22	763	570	1	.572
38.	*George DiMatteo (Lewis 1984-06)	23	762	390	6	.661
39.	*George Wares (Central [Iowa] 1985-06)	22	753	243	3	.755

*@Ties counted as half won, half lost. *Active coach; #Co-head coach with Sue Enquist for 1989-96.*

Division I Coaching Records

Winningest Active Coaches

BY PERCENTAGE

(Minimum five years as a Division I head coach; includes spring varsity fast-pitch record at four-year colleges only)

	Coach, Team	Yrs.	Won	Lost	Tied	*Pct.
1.	Mike Candrea, Arizona	20	1,081	214	0	.835
2.	Stefni Lotief, La.-Lafayette	6	309	64	0	.828
3.	Yvette Girouard, LSU	26	1,067	339	0	.759
4.	Lu Harris-Champer, Georgia	10	522	168	1	.756
5.	JoAnne Graf, Florida St.	23	1,136	372	6	.752
6.	Patty Gasso, Oklahoma	12	584	200	2	.744
7.	Margie Wright, Fresno St.	27	1,206	428	3	.738
8.	Patrick Murphy, Alabama	9	440	159	0	.735
9.	Carol Hutchins, Michigan	23	984	371	4	.726
10.	Karen Weekly, Tennessee	10	486	190	1	.719
11.	Ralph Weekly, Tennessee	10	454	181	1	.715
12.	Deanna Gumpf, Notre Dame	5	219	90	0	.709
13.	Kerri Blaylock, Southern Ill.	7	274	116	0	.703
14.	Elaine Sortino, Massachusetts	27	936	404	4	.698
15.	Tory Acheson, Tennessee Tech	14	611	266	1	.696
16.	Glenn Moore, Baylor	10	386	169	0	.695
17.	Connie Clark, Texas	10	405	182	1	.690
18.	Joyce Compton, South Carolina	24	975	447	3	.685
19.	Gayle Blevins, Iowa	27	1,099	508	5	.683
20.	Diane Ninemire, California	19	855	398	0	.682
21.	John Rittman, Stanford	10	430	203	2	.679
22.	Dick Blood, Cornell	11	361	171	1	.678
23.	Kate Drohan, Northwestern	5	186	90	1	.673
24.	Mary Yori, Colorado St.	17	620	305	3	.670
25.	Bill Edwards, Hofstra	17	609	302	3	.668
26.	Chris Cannata, Albany (N.Y.)	12	342	171	0	.667
	Michelle Gromacki, Cal St. Fullerton	7	272	136	0	.667
28.	Frank Griffin, Stetson	17	579	290	0	.666
29.	Joan Joyce, Fla. Atlantic	12	545	273	0	.666
30.	Tracey Kee, East Caro.	10	455	229	1	.665
31.	Eugene Lenti, DePaul	25	885	449	6	.663
32.	Ken Ericksen, South Fla.	10	465	239	1	.660
33.	Ricci Woodard, Texas St.	6	234	121	1	.659
34.	Rhonda Revelle, Nebraska	15	561	291	0	.658
35.	Teresa Wilson, Texas Tech	19	777	421	1	.648
36.	Bob Brock, Sam Houston St.	22	806	440	1	.647
37.	Mike Rappl, Canisius	27	625	341	2	.647
38.	Fran Troyan, Lehigh	11	362	198	2	.646
39.	Margo Jonker, Central Mich.	27	916	509	5	.642
40.	Jana McGinnis, Jacksonville St.	13	438	246	0	.640
41.	Melanie Davis, Troy	13	534	305	2	.636
42.	Bridget Orchard, Fordham	9	290	167	3	.634
43.	Linda Kalafatis, Ohio St.	18	604	349	2	.634
44.	Tiny Laster, Hampton	18	501	290	1	.633
45.	Donna Papa, North Carolina	23	792	467	4	.629
46.	Joe French, UMBC	13	400	237	1	.628
47.	Frank Reed, Chattanooga	5	210	126	0	.625
48.	Ray Vander May, Seton Hall	10	308	185	2	.624
49.	Pete Manarino, Long Beach St.	23	843	508	2	.624
50.	Kristy Schroeder, UC Santa Barb.	8	276	167	0	.623
51.	Karen Mullins, Connecticut	25	693	419	5	.623
52.	Sandy Pearsall, Louisville	7	256	156	0	.621
53.	Jo Evans, Texas A&M	21	679	419	2	.618
54.	Dee Dee Enabenter-Omidiji, Brown	22	581	360	3	.617
55.	Jay Miller, Mississippi St.	24	850	530	0	.616
56.	Ty Singleton, New Mexico	6	205	133	0	.607
57.	Laura Watten, Maryland	9	351	231	0	.603
58.	Lana Richmond, Southeast Mo. St.	24	712	474	2	.600
59.	Melinda Fischer, Illinois St.	23	712	483	3	.596
60.	Brent Vigness, Creighton	18	546	375	2	.593
61.	Terri Sullivan, Illinois	7	228	159	2	.589
62.	Maureen Barron, Princeton	6	171	120	1	.587
63.	Scot Thomas, Virginia Tech	11	385	272	0	.586
64.	Jess Dannelly, Coastal Caro.	19	610	432	0	.585
65.	Jen Finley, Boston College	13	392	278	1	.585
66.	Karen Johns, Virginia	6	221	157	0	.585
67.	Bob Coolen, Hawaii	20	619	447	1	.581
68.	Amy Hayes, Portland St.	5	159	115	0	.580
69.	Kathy Arendsen, Oregon	17	510	374	0	.577
70.	%Julie Standering, Minnesota	8	265	195	2	.576
71.	Nancy Marshall, Southern U.	10	242	179	0	.575
72.	Maria DiBernardi, Villanova	22	579	431	7	.573
73.	†Lisa Bernstein, Minnesota	15	504	377	3	.572
74.	Drew Peterson, Campbell	16	442	335	2	.569
75.	Gary Ferrin, Loyola Marymount	12	419	318	1	.568

**Ties counted as half won, half lost. %Co-head coach with Lisa Bernstein for 1999-06; †Co-head coach with Julie Standering for 1999-06.*

(Minimum five years as a four-year college head coach, but fewer than five years at the Division I level)

Coach, Team	Tot. Yrs.	DI Yrs.	Won	Lost	Tied	*Pct.
Lisa Navas, North Carolina St.	12	3	458	207	1	.688
Stacy Gemeinhardt-Cesler, Iowa St.	5	1	176	104	0	.629
Shelly Hoerner, Col. of Charleston	7	1	233	150	0	.608
(Reclassifying to Division I)						
Scott Whitlock, Kennesaw St.	16	0	773	136	0	.850
Kathy Riley, Longwood	13	0	377	224	1	.627
Sonya Wilmoth, North Fla.	17	0	466	318	0	.594

**Ties counted as half won, half lost.*

BY VICTORIES

(Minimum five years as a Division I head coach; includes spring varsity fast-pitch record at four-year colleges only)

	Coach, Team	Yrs.	Won	Lost	Tied	*Pct.
1.	Margie Wright, Fresno St.	27	1,206	428	3	.738
2.	JoAnne Graf, Florida St.	23	1,136	372	6	.752
3.	Gayle Blevins, Iowa	27	1,099	508	5	.683
4.	Mike Candrea, Arizona	20	1,081	214	0	.835
5.	Yvette Girouard, LSU	26	1,067	339	0	.759
6.	Carol Hutchins, Michigan	23	984	371	4	.726
7.	Joyce Compton, South Carolina	24	975	447	3	.685
8.	Elaine Sortino, Massachusetts	27	936	404	4	.698
9.	Margo Jonker, Central Mich.	27	916	509	5	.642
10.	Eugene Lenti, DePaul	25	885	449	6	.663
11.	Diane Ninemire, California	19	855	398	0	.682
12.	Jay Miller, Mississippi St.	24	850	530	0	.616
13.	Pete Manarino, Long Beach St.	23	843	508	2	.624
14.	Bob Brock, Sam Houston St.	22	806	440	1	.647
15.	Donna Papa, North Carolina	23	792	467	4	.629
16.	Teresa Wilson, Texas Tech	19	777	421	1	.648
17.	Lana Richmond, Southeast Mo. St.	24	712	474	2	.600
	Melinda Fischer, Illinois St.	23	712	483	3	.596
19.	Karen Mullins, Connecticut	25	693	419	5	.623
20.	Jo Evans, Texas A&M	21	679	419	2	.618
21.	Kathy Strahan, Sacramento St.	23	649	607	3	.517
22.	Pat Willis, Rutgers	27	644	566	8	.532
23.	Mike Rappl, Canisius	27	625	341	2	.647
24.	Mary Yori, Colorado St.	17	620	305	3	.670
25.	Bob Coolen, Hawaii	20	619	447	1	.581
26.	Tory Acheson, Tennessee Tech	14	611	266	1	.696
27.	Jess Dannelly, Coastal Caro.	19	610	432	0	.585
28.	Bill Edwards, Hofstra	17	609	302	3	.668
29.	Linda Kalafatis, Ohio St.	18	604	349	2	.634
30.	Patty Gasso, Oklahoma	12	584	200	2	.744

Florida State Sports Information

Joanne Graf has posted 1,136 wins through 23 years at Florida State. She ranks among the top five active Division I coaches in both victories and winning percentage (.752).

	Coach, Team	Yrs.	Won	Lost	Tied	*Pct.
31.	Dee Dee Enabenter-Omidiji, Brown	22	581	360	3	.617
32.	Frank Griffin, Stetson	17	579	290	0	.666
	Maria DiBernardi, Villanova	22	579	431	7	.573
34.	Rosemary Holloway-Hill, La.-Monroe	22	566	704	3	.446
35.	Rhonda Revelle, Nebraska	15	561	291	0	.658
36.	Jacquie Joseph, Michigan St.	18	547	479	1	.533
37.	Brent Vigness, Creighton	18	546	375	2	.593
38.	Joan Joyce, Fla. Atlantic	12	545	273	0	.666
39.	B.J. Ferguson, Delaware	26	541	483	4	.528
40.	Melanie Davis, Troy	13	534	305	2	.636
41.	Bob Heck, Georgia St.	18	529	469	2	.530
42.	Karen Linder, Kent St.	21	526	440	1	.544
43.	Lu Harris-Champer, Georgia	10	522	168	1	.756
44.	Julie Brzezinski, Fairfield	17	514	440	5	.539
45.	Kathy Arendsen, Oregon	17	510	374	0	.577
46.	†Lisa Bernstein, Minnesota	15	504	377	3	.572
47.	Tiny Laster, Hampton	18	501	290	1	.633
48.	Megan Bryant, Stony Brook	19	492	484	4	.504
49.	Holly Hesse, Missouri St.	18	480	450	2	.516
50.	Ken Eriksen, South Fla.	10	465	239	1	.660
51.	Veronica Wiggins, Florida A&M	15	460	466	0	.497
52.	Mark Cooke, Winthrop	17	455	472	3	.491
	Tracey Kee, East Caro.	10	455	229	1	.665
54.	Drew Peterson, Campbell	16	442	335	2	.569
55.	Brian Kolze, Pacific	14	440	344	1	.561
	Patrick Murphy, Alabama	9	440	159	0	.735
57.	Jana McGinnis, Jacksonville St.	13	438	246	0	.640
58.	Gwen Lewis, Evansville	15	434	382	1	.532
59.	John Rittman, Stanford	10	430	203	2	.679
60.	Krik Walker, Oregon St.	12	421	324	3	.565
61.	Kim Gwydir, Florida Int'l.	13	420	329	1	.561
62.	Gary Ferrin, Loyola Marymount	12	419	318	1	.568
63.	Tracy Bunge, Kansas	13	411	338	1	.549
64.	Connie Clark, Texas	10	405	182	1	.690
65.	Jane Worthington, Eastern Ky.	14	400	356	0	.529
	Joe French, UMBC	13	400	237	1	.628
67.	Renee Luers-Gillispie, UCF	12	395	313	3	.558
68.	Jen Finley, Boston College	13	392	278	1	.585
69.	Dr. Craig Coleman, Robert Morris	16	390	349	3	.528
70.	Connie Miner, UC Riverside	15	388	481	2	.447

**Ties counted as half won, half lost. †Co-head coach with Julie Standering for 1999-06.*

(Minimum five years as a four-year college head coach, but fewer than five years at the Division I level.)

Coach, Team	Tot. Yrs.	DI Yrs.	Won	Lost	Tied	*Pct.
Lisa Navas, North Carolina St.	12	3	458	207	1	.688
(Reclassifying to Division I)						
Scott Whitlock, Kennesaw St.	16	0	773	136	0	.850
Sonya Wilmoth, North Fla.	17	0	466	318	0	.594

**Ties counted as half won, half lost.*

Winningest Coaches All-Time

BY PERCENTAGE

(Minimum 10 years as a Division I head coach; includes spring varsity fast-pitch record at four-year colleges only)

	Coach, Team	Yrs.	Won	Lost	Tied	@Pct.
1.	#Sue Enquist (UCLA 1989-06)	18	887	175	1	.835
2.	*Mike Candrea (Arizona 1986-03, 05-06)	20	1,081	214	0	.835
3.	#Sharron Backus (UCLA 1975-96)	22	854	173	3	.831
4.	*Yvette Girouard (La.-Lafayette 1981-00; LSU 01-06)	26	1,067	339	0	.759
5.	*Lu Harris-Champer (Nicholls St. 1996-97; Southern Miss. 99-00; Georgia 01-06)	10	522	168	1	.756
6.	*JoAnne Graf (Florida St. 1984-06)	23	1,136	372	6	.752
7.	*Patty Gasso (Oklahoma 1995-06)	12	584	200	2	.744
8.	*Margie Wright (Illinois St. 1980-85; Fresno St. 86-06)	27	1,206	428	3	.738
9.	*Carol Hutchins (Ferris St. 1982; Michigan 85-06)	23	984	371	4	.726
10.	Mike McGovern (Ill.-Chicago 1990-01)	12	582	227	1	.719
11.	Judi Garman (Cal St. Fullerton 1980-99)	20	913	374	4	.709
12.	Sandy Fischer (Oklahoma St. 1979-01)	23	853	358	3	.704
13.	*Elaine Sortino (Massachusetts 1980-06)	27	936	404	4	.698
14.	Bill Galloway (Texas A&M 1979-81; Louisiana Tech 82-02)	24	881	390	2	.693
15.	Tom Thompson (Lehigh 1976-78; Long Island 82-92)	14	263	117	0	.692
16.	&Janet Ficke (Adelphi 1972-89)	18	362	160	4	.692
17.	*Connie Clark (Texas 1997-06)	10	405	182	1	.690
18.	*Joyce Compton (Missouri 1983-86; South Carolina 87-06)	24	975	447	3	.685
19.	*Gayle Blevins (Indiana 1980-87; Iowa 88-06)	27	1,099	508	5	.683
20.	*Diane Ninemire (California 1988-06)	19	855	398	0	.682
21.	*John Rittman (Stanford 1997-06)	10	430	203	2	.679
22.	*Dick Blood (Cornell 1996-06)	11	361	171	1	.678
23.	&Kathryn Raub (Adelphi 1980-89)	10	278	132	3	.677
24.	*Bill Edwards (Hofstra 1990-06)	17	609	302	3	.668
25.	Cindy Cohen (Princeton 1983-00)	18	557	278	3	.666
26.	*Frank Griffin (Winthrop 1982-89; Stetson 97-06)	17	579	290	0	.666
27.	*Joan Joyce (Fla. Atlantic 1995-06)	11	545	273	0	.666
28.	*Tracey Kee (East Caro. 1997-06)	10	455	229	1	.665
29.	*Eugene Lenti (DePaul 1980-06)	25	885	449	6	.663
30.	*Ken Eriksen (South Fla. 1997-06)	10	465	239	1	.660
31.	*Rhonda Revelle (Neb. Wesleyan 1987; Nebraska 93-06)	15	561	291	0	.658
32.	Charlie Wieners (St. Joseph's 1991-00)	10	317	166	4	.655
33.	Mary Higgins (Creighton 1977-93)	17	564	299	0	.654
34.	*Teresa Wilson (Oregon 1986-89; Minnesota 90-91; Washington 93-03; Texas Tech 04-06)	19	777	421	1	.648
35.	*Bob Brock (Baylor 1980-81; Texas A&M 82-96; Sam Houston St. 02-06)	22	806	440	1	.647
36.	*Mike Rappl (Canisius 1980-06)	27	625	341	2	.647
37.	Carol Spanks (Cal Poly Pomona 1979-93; UNLV 95-97)	18	688	375	6	.646
38.	*Fran Troyan (Lehigh 1996-06)	11	362	198	2	.646
39.	*Margo Jonker (Central Mich. 1980-06)	27	916	509	5	.642
40.	*Jana McGinnis (Jacksonville St. 1994-06)	13	438	246	0	.640

*@Ties counted as half won, half lost. *Active coach; #Co-head coaches for 1989-96; &Co-head coaches for 1980-89.*

(Minimum 10 years as a four-year college head coach, but fewer than 10 years at the Division I level)

Coach, Team	Tot. Yrs.	DI Yrs.	Won	Lost	Tied	@Pct.
*Tory Acheson (Wis.-Parkside 1993-98; Tennessee Tech 99-06)	14	8	611	266	1	.696
*Lisa Navas (Barry 1992-00; North Carolina St. 04-06)	12	3	458	207	1	.688
*Mary Yori (Neb.-Omaha 1989-99; Colorado St. 01-06)	17	6	620	305	3	.670
*Chris Cannata (Albany [N.Y.] 1995-06)	12	7	342	171	0	.667

*@Ties counted as half won, half lost. *Active coach.*

BY VICTORIES

(Minimum 10 years as a Division I head coach; includes spring varsity fast-pitch record at four-year colleges only)

	Coach, Team	Yrs.	Won	Lost	Tied	^Pct.
1.	*Margie Wright (Illinois St. 1980-85; Fresno St. 86-06)	27	1,206	428	3	.738
2.	*JoAnne Graf (Florida St. 1984-06)	23	1,136	372	6	.752
3.	*Gayle Blevins (Indiana 1980-87; Iowa 88-06)	27	1,099	508	5	.683
4.	*Mike Candrea (Arizona 1986-03, 05-06)	20	1,081	214	0	.835
5.	*Yvette Girouard (La.-Lafayette 1981-00; LSU 01-06)	26	1,067	339	0	.759
6.	*Carol Hutchins (Ferris St. 1982; Michigan 85-06)	23	984	371	4	.726
7.	*Joyce Compton (Missouri 1983-86; South Carolina 87-06)	24	975	447	3	.685
8.	*Elaine Sortino (Massachusetts 1980-06)	27	936	404	4	.698
9.	*Margo Jonker (Central Mich. 1980-06)	27	916	509	5	.642
10.	Linda Wells (Minnesota 1974-75, 77-89; Arizona St. 90-05)	31	914	679	1	.574
11.	Judi Garman (Cal St. Fullerton 1980-99)	20	913	374	4	.707
12.	#Sue Enquist (UCLA 1989-06)	18	887	175	1	.835
13.	*Eugene Lenti (DePaul 1980-87, 90-06)	25	885	449	6	.663
14.	Sandy Fischer (Oklahoma St. 1979-01)	23	883	358	3	.711
15.	Bill Galloway (Texas A&M 1979-81; Louisiana Tech 82-02)	24	881	390	2	.693
16.	Kathy Veroni (Western Ill. 1972-06)	34	869	631	3	.579
17.	*Diane Ninemire (California 1988-06)	19	855	398	0	.682
18.	#Sharron Backus (UCLA 1975-96)	22	854	173	3	.831
19.	*Jay Miller (Oklahoma City 1985-87; Missouri 88-02; Mississippi St. 04-06)	24	850	530	0	.616
20.	*Pete Manarino (Long Beach St. 1984-06)	23	843	508	2	.624
21.	*Bob Brock (Baylor 1980-81; Texas A&M 82-96; Sam Houston St. 02-06)	22	806	440	1	.647
22.	*Donna Papa (Susquehanna 1994-95; North Carolina 86-06)	23	792	467	4	.629
23.	*Teresa Wilson (Oregon 1986-89; Minnesota 90-91; Washington 93-03; Texas Tech 06)	19	777	421	0	.648
24.	Cheryl Sprangel (Toledo 1984-97; Virginia 98-05)	22	763	570	1	.572
25.	*Lana Richmond (Southeast Mo. St. 1983-06)	24	712	474	2	.600

Coach, Team	Yrs.	Won	Lost	Tied	^Pct.
*Melinda Fischer (Eastern Ill. 1979-80; Illinois St. 86-06)	23	712	483	3	.596
27. Sharon Drysdale (Kansas 1973-76; Northwestern 79-01)	27	704	529	3	.571
28. *Karen Mullins (Nichols, 1980-81; Connecticut 84-06)	25	693	419	5	.623
29. %Carol Spanks (Cal Poly Pomona 1979-93; UNLV 95-97)	18	688	375	6	.646
30. Meredith Bakley (Valley City St. 1973-77; UNI 78-00)	28	680	552	3	.554
31. *Jo Evans (Colorado St. 1986-89; Utah St. 90-96; Texas A&M 05-06)	21	679	419	2	.618
32. @Susan Craig (New Mexico 1977-02)	26	675	586	2	.534
33. Lloydene Searle (Utah St. 1981-97; Eastern Ill. 98-05)	25	673	615	2	.522
34. Teri Mariani (Portland St. 1977-05)	29	663	581	0	.533

*^Ties counted as half won, half lost. *Active coach; #Co-head coaches for 1989-96; %Co-head coach with Shan McDonald for 1995-97; @Co-head coach with Ken Johnson for 1988-97.*

Division II Coaching Records

Winningest Active Coaches

BY PERCENTAGE

(Minimum five years as a head coach; includes spring varsity fast-pitch record at four-year colleges only)

Coach, Team	Yrs.	Won	Lost	Tied	*Pct.
1. Jan Hutchinson, Bloomsburg	29	1,041	243	2	.810
2. Frank Cheek, Humboldt St.	18	866	219	2	.798
3. Rick Bertagnolli, California (Pa.)	15	558	154	0	.784
4. Jeanne Tostenson-Scarpello, Neb.-Omaha	7	319	89	1	.781
5. Chris Bellotto, Fla. Southern	22	893	257	0	.777
6. David Hanna, Coker	15	555	160	1	.776
7. Vickee Hollifield, Carson-Newman	21	733	225	0	.765
8. Les Stuedeman, Ala.-Huntsville	11	521	182	0	.741
9. %Steve Warner, West Va. Wesleyan	14	520	189	1	.733
9. Donna Fields, St. Mary's (Tex.)	9	406	149	0	.732
10. Bob Brookens, Shippensburg	6	231	85	0	.731
11. Michele DeGregorio, Bentley	13	440	164	0	.728
12. Ron Faubion, Southeastern Okla.	10	423	159	0	.727
13. Jamie Apicella, C.W. Post	8	298	117	0	.718
14. Paula U'Ren, St. Cloud St.	9	363	146	0	.713
15. Greg Jones, Winona St.	6	234	94	4	.711
16. Kathryn Stewart, Northern Ky.	8	295	124	2	.703
17. Freddy Flores, Western N.M.	6	225	95	1	.702
18. Oscar Downs, Kentucky St.	11	226	96	1	.701
19. Kathy Welter, Cal St. Bakersfield	27	1,009	429	6	.701
20. #Doug Woods, Grand Valley St.	16	609	267	3	.695
21. Tami Cyr, West Fla.	18	742	331	1	.691
22. Tiffany Tootle, Columbus St.	7	246	111	0	.689
23. Travis Scott, Angelo St.	6	225	103	2	.685
24. Howard Okita, Hawaii Pacific	18	548	252	2	.685
25. Brady Tigert, Midwestern St.	6	223	106	0	.678
26. Michelle Caddigan, Wingate	10	335	160	2	.676
27. Dean Johnson, Caldwell	12	334	161	0	.675
28. Jim Maier, Cal St. Dom. Hills	6	230	111	2	.673
29. Jimmie Reed, Fort Valley St.	7	177	86	1	.672
30. Chris Hawkins, S.C. Upstate	12	407	200	0	.670
31. J.D. Long, Alderson-Broaddus	8	204	101	0	.669
32. Ken King, Le Moyne	9	284	140	3	.669
33. Sandy Montgomery, SIU Edwardsville	18	633	316	2	.667
34. Beth Pierce, Gannon	6	200	101	1	.664
35. George DiMatteo, Lewis	23	762	390	6	.661
36. Sheilah Gulas, Ashland	20	567	293	0	.659
37. Alvy Early, Ark.-Monticello	10	350	181	2	.659
38. Kelley Green, Lock Haven	7	203	106	0	.657
39. Shena Hollar, Lenoir-Rhyne	9	310	167	2	.649
40. Brad Horky, Pittsburg St.	9	305	165	0	.649
41. Dana Lillard, Regis (Colo.)	5	151	83	0	.645
42. David Kuhn, Delta St.	8	296	171	0	.634
43. Michelle Frew, Rollins	10	321	187	0	.632
44. Callen Perreira, Hawaii-Hilo	17	499	293	2	.630
45. Kris Mort, Mesa St.	13	382	227	0	.627
46. Judy Groff, American Int'l.	38	860	512	4	.626
47. Sue Kunkle, Southern Ind.	5	153	98	0	.610
48. Gary Bryce, Wayne St. (Mich.)	25	809	526	6	.606
49. Judy Lawes, Kutztown	19	501	328	1	.604
50. Joni Bokanovich, Fairmont St.	7	168	113	0	.598
51. Keri Becker, Ferris St.	9	282	192	1	.595
52. Julie Mata, Tarleton St.	10	291	198	3	.595
53. Christi Wade, St. Leo	10	331	235	0	.585
54. Melissa Frost, Indianapolis	5	128	94	0	.584
55. Sue Snyder, Indiana (Pa.)	12	291	208	0	.583
56. Lori Meyer, Minn. St. Mankato	22	662	488	3	.575
57. Dan Burns, Lincoln Memorial	12	372	278	0	.572
58. Jennifer Bagley, Mo. Western St.	5	159	119	0	.572
59. Jeff Nickerson, Presbyterian	6	168	130	0	.564
60. Genny Stidham, Central Okla.	9	230	178	2	.563
61. Ralph DeLucia, Assumption	9	229	179	5	.561
62. Brian DeMasters, Queens (N.Y.)	18	429	338	1	.559
63. Herb Minch, West Liberty St.	12	317	257	1	.552
64. Lesa Bonee', Nova Southeastern	10	286	233	1	.551
65. Marty Blowers, Texas Woman's	13	387	321	3	.546
66. Harry Sauter, Mass.-Lowell	12	303	252	3	.546
67. Scott Peterson, UC-Colo. Spgs.	6	161	139	0	.537
68. Laura Fillipp, Wis.-Parkside	6	162	142	1	.533
69. Holly Carnes, Neb-Kearney	6	135	121	0	.527

**Ties counted as half won, half lost. %Co-head coach with Mike Hinkle for 1993; #Co-head coach with Jill Meerman for 1991.*

Photo by Kirby Lee/Image of Sport

Kathy Welter stands in second place among active coaches in victories in Division II, topping the 1,000-win mark last season. She has posted a 1,009-429-6 record through 27 seasons, a .701 winning percentage.

BY VICTORIES (260 OR MORE)

(Minimum five years as a head coach; includes spring varsity fast-pitch record at four-year colleges only)

Coach, Team	Yrs.	Won	Lost	Tied	*Pct.
1. Jan Hutchinson, Bloomsburg	29	1,041	243	2	.810
2. Kathy Welter, Cal St. Bakersfield	27	1,009	429	6	.701
3. Chris Bellotto, Fla. Southern	22	893	257	0	.777
4. Frank Cheek, Humboldt St.	18	866	219	2	.798
5. Judy Groff, American Int'l.	38	860	512	4	.626
6. Gary Bryce, Wayne St. (Mich.)	25	809	526	6	.606
7. George DiMatteo, Lewis	23	762	390	6	.661
8. Tami Cyr, West Fla.	18	742	331	1	.691

	Coach, Team	Yrs.	Won	Lost	Tied	*Pct.
9.	Vickee Hollifield, Carson-Newman	21	733	225	0	.765
10.	Lori Meyer, Minn. St. Mankato	22	662	488	3	.575
11.	Sandy Montgomery, SIU Edwardsville	18	633	316	2	.667
12.	#Doug Woods, Grand Valley St.	16	609	267	3	.695
13.	Sheilah Gulas, Ashland	20	567	293	0	.659
14.	Rick Bertagnolli, California (Pa.)	15	558	154	0	.784
15.	David Hanna, Coker	15	555	160	1	.776
16.	Howard Okita, Hawaii Pacific	18	548	252	2	.685
17.	Alleen Hawkins, Erskine	21	533	484	5	.524
18.	Les Stuedeman, Ala.-Huntsville	11	521	182	0	.741
19.	%Steve Warner, West Va. Wesleyan	14	520	189	1	.733
20.	Jan Schefkowitz, Cal St. Stanislaus	25	505	595	0	.459
21.	Judy Lawes, Kutztown	19	501	328	1	.604
22.	Callen Perreira, Hawaii-Hilo	17	499	293	2	.630
23.	Jimmy Martin, Limestone	17	447	434	0	.507
	Claudia Stabile, Pace	25	447	469	4	.488
25.	Michele DeGregorio, Bentley	13	440	164	0	.728
26.	Jim Kiernan, Dowling	21	436	415	3	.512
27.	Jerry Snyder, S.C.-Aiken	19	434	459	2	.486
28.	Brian DeMasters, Queens (N.Y.)	18	429	338	1	.559
29.	Ron Faubion, Southeastern Okla.	10	423	159	0	.727
30.	Chris Hawkins, S.C. Upstate	12	407	200	1	.670
31.	Donna Fields, St. Mary's (Tex.)	9	406	149	0	.732
32.	Janet Montgomery, West Ala.	18	400	474	1	.458
33.	Marty Blowers, Texas Woman's	13	387	321	3	.546
34.	Kris Mort, Mesa St.	13	383	227	0	.627
	Kevin Blaskowski, Eastern N.M.	14	383	344	0	.527
36.	Dan Burns, Lincoln Memorial	12	372	278	0	.572
37.	Paula U'Ren, St. Cloud St.	9	363	146	0	.713
37.	Alvy Early, Ark.-Monticello	10	350	181	2	.659
39.	Michelle Caddigan, Wingate	10	335	160	2	.676
40.	Dean Johnson, Caldwell	12	334	161	0	.675
41.	Christi Wade, St. Leo	10	331	235	0	.585
42.	Michelle Frew, Rollins	10	321	187	0	.632
43.	Jeanne Tostenson-Scarpello, Neb.-Omaha	7	319	89	1	.781
44.	Herb Minch, West Liberty St.	12	317	257	1	.552
45.	Shena Hollar, Lenoir-Rhyne	9	310	167	2	.649
46.	Patti Gerckens, UC San Diego	14	309	324	0	.488
47.	Kim Zarling, South Dakota	11	306	362	0	.458
48.	Brad Horky, Pittsburg St.	9	305	165	0	.649
49.	Harry Sauter, Mass.-Lowell	11	303	252	3	.546
50.	Jamie Apicella, C.W. Post	8	298	117	0	.718
51.	David Kuhn, Delta St.	8	296	171	0	.634
52.	Kathryn Stewart, Northern Ky.	8	295	124	2	.703
53.	Julie Mata, Tarleton St.	10	291	198	3	.595
	Sue Snyder, Indiana (Pa.)	12	291	208	0	.583
55.	Lesa Bonee', Nova Southeastern	10	286	233	1	.551
56.	Ken King, Le Moyne	9	284	140	3	.669
57.	Keri Becker, Ferris St.	9	282	192	1	.595
	Nan Whitley, Catawb	17	282	404	3	.411
59.	Dan Gierlak, Edinboro	17	277	341	3	.448
60.	Pam Knox, Western Ore.	12	275	265	0	.509
61.	Leslie Kanter, Tampa	12	262	274	0	.489
62.	Edith Gallagher, Mansfield	15	260	274	3	.487

**Ties counted as half won, half lost. #Co-head coach with Jill Meerman for 1991; %Co-head coach with Mike Hinkle for 1993.*

Winningest Coaches All-Time

BY PERCENTAGE

(Minimum 10 years as a Division II head coach; includes spring varsity fast-pitch record at four-year colleges only)

	Coach, Team	Yrs.	Won	Lost	Tied	@Pct.
1.	*+Scott Whitlock (Kennesaw St. 1991-06)	16	773	136	0	.850
2.	*Jan Hutchinson (Bloomsburg 1978-06)	29	1,041	243	2	.810
3.	*Frank Cheek (Humboldt St. 1989-06)	18	866	219	2	.798
4.	*Rick Bertagnolli (S.C. Upstate 1992-93; California [Pa.] 94-06)	15	558	154	0	.784
5.	*Chris Bellotto (Fla. Southern 1985-06)	22	893	257	0	.777
6.	*David Hanna (Coker 1992-06)	15	555	160	1	.776
7.	*Vickee Hollifield (Carson-Newman 1986-06)	21	733	225	0	.765
8.	Dan Simmons (Neb.-Kearney 1988-00)	13	442	145	0	.753
9.	*Les Stuedeman (Ala.-Huntsville 1996-06)	11	521	182	0	.741
10.	Sandy Jerstad (Augustana [S.D.] 1977-03)	27	1,011	359	2	.738
11.	*%Steve Warner (West Va. Wesleyan 1993-06)	14	520	189	1	.733
12.	Michele DeGregorio (Merrimack 1993-04; Bentley 06)	13	440	164	0	.728
13.	Turan Smith (Norfolk St. 1987-00)	14	378	147	1	.719
14.	*Oscar Downs (Kentucky St. 1996-06)	11	226	96	1	.701
15.	*Kathy Welter (Okla. Baptist 1980-82; Texas Tech 83-85; Cal St. Bakersfield 86-06)	27	1,009	429	6	.701
16.	Pat Lipira (Mo. Southern St. 1982-00)	19	633	275	0	.697
17.	*#Doug Woods (Grand Valley St. 1991-06)	16	609	267	3	.695
18.	*Tami Cyr (Centenary [La.] 1987-91; West Fla. 92-06)	18	742	331	1	.691
19.	Bobby Davis (Shippensburg 1985-00)	16	448	204	4	.683
20.	Bill Haller (Minn. Duluth 1982-05)	24	654	306	1	.681
21.	Dean Johnson (Caldwell 1995-05)	11	298	144	0	.674
22.	*Chris Hawkins (S.C. Upstate 1995-06)	12	407	200	1	.670
23.	*$Mary Yori (Neb.-Omaha 1989-99; Colorado St. 01-06)	17	620	305	3	.670
24.	*Sandy Montgomery (SIU Edwardsville 1989-06)	18	633	316	2	.667
25.	*George DiMatteo (Lewis 1984-06)	23	762	390	6	.661
26.	Diane Potter (Springfield 1964-85)	22	241	124	0	.660
27.	Kathy DeYoung (UC Davis 1979-04)	26	777	400	2	.660
28.	*Sheila Gulas (Allegheny 1987-90; Wittenberg 91-96; Ashland 97-06)	20	567	293	0	.659
29.	Rita Higginbotham (Mississippi-Women 1984-03)	20	572	314	0	.646
30.	Mike Corbett (Gannon 1991-00)	12	323	179	0	.643
31.	†Lisle Lloyd (Chapman 1983-98)	16	529	303	2	.635
32.	Michelle Frew (Rollins 1996-98, 00-06)	10	321	187	0	.632
33.	*Callen Perreira (Hawaii-Hilo 1990-06)	17	499	293	2	.630
34.	Dianne Baker (Stephen F. Austin 1981-95; Texas Woman's 97-05)	24	785	462	3	.629
35.	Doug Spears (Lander 1982-04)	24	801	474	1	.628

*@Ties counted as half won, half lost. *Active coach; +In reclassification process to Division I; %Co-head coach with Mike Hinkle for 1993; #Co-head coach with Jill Meerman for 1991; $Now coaching at the Division I level; †Co-head coach with Janet Lloyd for 1995-98.*

BY VICTORIES

(Minimum 10 years as a Division II head coach; includes spring varsity fast-pitch record at four-year colleges only)

	Coach, Team	Yrs.	Won	Lost	Tied	@Pct.
1.	*Jan Hutchinson (Bloomsburg 1978-06)	28	1,041	243	2	.810
2.	Sandy Jerstad (Augustana [S.D.] 1977-03)	27	1,011	359	2	.738
3.	*Kathy Welter (Okla. Baptist 1980-82; Texas Tech 83-85; Cal St. Bakersfield 86-06)	27	1,009	419	6	.701
4.	*Chris Bellotto (Fla. Southern 1985-06)	22	893	257	0	.777
5.	*Frank Cheek (Humboldt St. 1989-06)	18	866	219	2	.798
6.	*Judy Groff (American Int'l 1969-06)	38	860	512	3	.626
7.	Rhesa Sumrell (Mo. Western St. 1976-86; Missouri 87; Central Mo. 88-06)	31	822	527	0	.609
8.	*Gary Bryce (Wayne St. [Mich.] 1982-06)	25	809	526	6	.606
9.	Doug Spears (Lander 1982-04)	24	801	474	1	.628
10.	Dianne Baker (Stephen F. Austin 1981-95; Texas Woman's 97-05)	24	785	462	3	.629
11.	Kathy DeYoung (UC Davis 1979-04)	26	777	400	2	.660
12.	*+Scott Whitlock (Kennesaw St. 1991-06)	16	773	136	0	.850
13.	*George DiMatteo (Lewis 1984-06)	23	762	390	6	.661
14.	*Tami Cyr (Centenary [La.] 1987-91; West Fla. 92-06)	18	742	331	1	.691
15.	*Vickee Hollifield (Carson Newman 1986-06)	21	733	225	0	.765
16.	Teri Mariani (Portland St. 1977-05)	29	663	581	0	.533
17.	*Lori Meyer (Minn. St. Mankato 1985-02)	22	662	488	3	.575
18.	Bill Haller (Minn. Duluth 1982-05)	24	654	306	1	.681
19.	Pat Lipira (Mo. Southern St. 1982-00)	19	633	275	0	.697
	*Sandy Montgomery (SIU Edwardsville 1989-06)	18	633	316	2	.667
21.	*$Mary Yori (Neb.-Omaha 1989-99; Colorado St. 01-06)	17	620	305	3	.670
22.	*#Doug Woods (Grand Valley St. 1991-06)	16	609	267	3	.695
23.	Rita Higginbotham (Mississippi-Women 1984-03)	20	572	314	0	.646
24.	*Sheila Gulas (Allegheny 1987-90; Wittenberg 91-96; Ashland 97-06)	20	567	293	0	.659
25.	*Rick Bertagnolli (S.C. Upstate 1992-93; California [Pa.] 94-06)	15	558	154	0	.784
26.	*David Hanna (Coker 1992-06)	15	555	160	1	.776
27.	†Lisle Lloyd (Chapman 1983-98)	16	529	303	2	.635
28.	*$Karen Linder (Ashland 1986-96; Kent St. 97-06)	21	526	440	1	.544
29.	*Les Stuedeman (Ala.-Huntsville 1996-06)	11	521	182	0	.741
30.	*%Steve Warner (West Va. Wesleyan 1993-06)	14	520	189	1	.733
31.	*Jan Schefkowitz (Chicago St. 1982-85; Cortland St. 86-92; Cal St. Stanislaus 93-06)	25	505	595	0	.459
32.	*Judy Lawes (Kutztown 1988-06)	19	501	328	1	.604
33.	*Callen Perreira (Hawaii-Hilo 1990-06)	17	499	293	2	.630
34.	Paul King (Sonoma St. 1984-00)	17	482	436	0	.525
35.	*!Charles Beach (Keene St. 1986-06)	21	474	313	5	.602

*@Ties counted as half won, half lost. *Active coach; +In reclassification process to Division I; $Now coaching at the Division I level; #Co-head coach with Jill Meerman for 1991; †Co-head coach with Janet Lloyd for 1995-98; %Co-head coach with Mike Hinkle for 1993; !Keene St. moved from Division II to Division III in 1998.*

Division III Coaching Records

Winningest Active Coaches

BY PERCENTAGE

(Minimum five years as a head coach; includes spring varsity fast-pitch record at four-year colleges only)

	Coach, Team	Yrs.	Won	Lost	Tied	*Pct.
1.	John Tschida, St. Thomas (Minn.)	12	449	83	0	.844
2.	Tim Whitman, Louisiana Col.	5	172	40	0	.811
3.	Henry Christowski, Simpson	11	368	90	2	.802
4.	Margie Knight, Salisbury	10	374	96	2	.794
5.	Rick Noren, Pacific Lutheran	12	366	108	1	.772
6.	George Wares, Central (Iowa)	22	753	243	3	.755
7.	Denny Griffin, Alma	18	555	182	0	.753
8.	†Janet Lloyd, Chapman	12	398	131	0	.752
9.	John Byrne, Moravian	13	407	135	0	.751
10.	Penny Siqueiros, Emory	8	251	85	0	.747
11.	Gina Loudenburg, Wheaton (Mass.)	17	480	172	3	.735
12.	Jackson Vaughan, Linfield	5	153	57	1	.727
13.	Anita Kubicka, Montclair St.	16	506	193	2	.723
14.	Bob Timmons, Coe	21	653	265	0	.711
15.	Sally Miller, TCNJ	11	314	127	2	.711
16.	Terry McGowan, Ursinus	6	169	69	2	.708
17.	Peter Brown, Union (N.Y.)	9	215	88	3	.708
18.	Jim Kulawiak, North Central (Ill.)	18	493	204	3	.706
19.	Mark Veilleux, Endicott	12	310	127	9	.705
20.	Tony Ciccarello, Geneseo St.	5	141	61	0	.698
21.	Kim Wilson, Rowan	16	383	167	0	.696
22.	Ben Allen, Ramapo	7	206	90	0	.696
23.	Lori Mayhew, Western New Eng.	10	255	111	2	.696
24.	Orie Gentile, La Roche	10	196	87	2	.691
25.	Nikki Fennern, St. Mary's (Minn.)	6	161	72	1	.690
26.	Charlotte Slocum, Misericordia	26	584	264	0	.689
27.	Lisa Gigliello, King's (Pa.)	13	339	153	2	.688
28.	Donna Newberry, Muskingum	32	781	359	1	.685
29.	Kris Herman, Williams	19	429	198	3	.683
30.	Len Maiorani, St. John Fisher	19	464	221	4	.676
31.	Dennis Johnson, St. Benedict	20	433	207	3	.676
32.	Kris Kistler, Augustana (Ill.)	8	217	105	2	.673
33.	Mike Kirkpatrick, Gettysburg	17	333	163	1	.671
34.	Cara Hoyt, Cal St. East Bay	5	104	51	2	.669
35.	Erika Lewis, Rensselaer	5	113	56	2	.667
36.	Brenda Volk, Wis.-Whitewater	8	229	114	4	.666
37.	Jennifer Walter, St. Scholastica	7	199	102	0	.661
38.	Julie Lenhart, Cortland St.	17	478	245	1	.661
39.	Carl Taylor, Rutgers-Camden	11	218	115	2	.654
40.	Dave Canan, Babson	6	160	85	0	.653
41.	Deb Pallozzi, Ithaca	20	495	268	1	.649
42.	Leslie Huntington, Wis.-Eau Claire	5	131	71	0	.649
43.	Karla Wolters, Hope	28	598	329	0	.645
44.	Ron Simpson, Methodist	10	283	156	0	.645
45.	Dawn Simmons, Lynchburg	8	207	114	1	.644
46.	Linda Detra, Arcadia	12	265	149	0	.640
47.	Jan Forsty, Bethany (W.V.)	24	508	296	4	.631
48.	Sandy Hollander, Buffalo St.	18	428	255	2	.626
49.	Chris Ditzler, Lycoming	14	232	139	1	.625
50.	Donnie Fulk, Bridgewater (Va.)	15	356	214	0	.625
51.	Nan Payne, Capital	8	204	123	3	.623
52.	Roland Rodriguez, Trinity (Tex.)	6	155	95	0	.620
53.	Hallie Cohen, Wm. Paterson	27	514	316	3	.619
54.	Ruth Kmak, Chicago	7	150	93	0	.617
55.	Phil McElroy, Emerson	7	158	98	0	.617
56.	Donna Koczajowski, Coast Guard	9	216	134	0	.617
57.	Robin Hamilton, Puget Sound	20	421	263	3	.615
58.	Sandy Douglas, Mount Union	21	461	293	0	.611
59.	Dick Bailey, Colby	22	391	258	1	.602
60.	Charlie Beach, Keene St.	21	474	313	5	.602
61.	Steve Pappas, Roger Williams	10	209	139	4	.599
62.	Bonny Brown-Denico, Southern Me.	11	275	183	5	.599
63.	Bruce Weckworth, Curry	11	255	170	5	.599
64.	Jack Carpenter, Rochester Inst.	6	139	93	3	.598
65.	Linda Wage, Clark (Mass.)	18	287	194	0	.597
66.	Betsy Hipple, Hunter	6	132	90	1	.594
67.	Charlie Kennedy, Maryville (Mo.)	10	250	173	1	.591
68.	John Dumaw, Brockport St.	8	173	120	0	.590
69.	Amy Gilmore, Carthage	9	197	137	0	.590
70.	Vicki Schull, Suffolk	8	192	137	0	.584
71.	Sean Cotter, Plattsburgh St.	7	171	122	1	.583
72.	Roger Plachta, Wis.-Superior	6	135	97	0	.582
73.	Marge Willadsen, Buena Vista	26	554	398	2	.582
74.	Amy Weaver, Messiah	9	211	152	1	.581

**Ties counted as half won, half lost. †Co-head coach with Lisle Lloyd for 1995-98.*

BY VICTORIES (250 OR MORE)

(Minimum five years as a head coach; includes spring varsity fast-pitch record at four-year colleges only)

	Coach, Team	Yrs.	Won	Lost	Tied	*Pct.
1.	Donna Newberry, Muskingum	32	781	359	1	.685
2.	George Wares, Central (Iowa)	22	753	243	3	.755
3.	Bob Timmons, Coe	21	653	265	0	.711
4.	Karla Wolters, Hope	28	598	329	0	.645
5.	Charlotte Slocum, Misericordia	26	584	264	0	.689
6.	Denny Griffin, Alma	18	555	182	0	.753
7.	Marge Willadsen, Buena Vista	26	554	398	2	.582
8.	Hallie Cohen, Wm. Paterson	27	514	316	3	.619
9.	Jan Forsty, Bethany (W.V.)	24	508	296	4	.631
10.	Anita Kubicka, Montclair St.	16	506	193	2	.723
11.	Deb Pallozzi, Ithaca	20	495	268	1	.649
12.	Jim Kulawiak, North Central (Ill.)	18	493	204	3	.706
13.	Gina Loudenburg, Wheaton (Mass.)	17	480	172	3	.735
14.	Julie Lenhart, Cortland St.	17	478	245	1	.661
15.	Charlie Beach, Keene St.	21	471	313	5	.602
16.	Len Maiorani, St. John Fisher	19	464	221	4	.676
17.	Sandy Douglas, Mount Union	21	461	293	0	.611
18.	John Tschida, St. Thomas (Minn.)	12	449	83	0	.844
19.	Dennis Johnson, St. Benedict	20	433	217	3	.676
20.	Kris Herman, Williams	19	429	198	3	.683
21.	Sandy Hollander, Buffalo St.	18	428	255	2	.626
22.	Robin Hamilton, Puget Sound	20	421	263	3	.615
23.	John Byrne, Moravian	13	407	135	0	.751
24.	Larry Holloway, Anderson (Ind.)	23	405	489	0	.453
25.	Kathy Mangano, Springfield	17	402	338	1	.543
26.	†Janet Lloyd, Chapman	12	398	131	0	.752
27.	Dick Bailey, Colby	22	391	258	1	.602
28.	Kim Wilson, Rowan	16	383	167	0	.696
29.	Lynne Olson, Worcester St.	26	378	299	2	.558
30.	Margie Knight, Salisbury	10	374	96	2	.794
31.	Henry Christowski, Simpson	11	368	90	2	.802
32.	Rick Noren, Pacific Lutheran	12	366	108	1	.772
33.	Vickie Van Kleeck, Ferrum	18	358	356	2	.501
34.	Donnie Fulk, Bridgewater (Va.)	15	356	214	0	.625
35.	Bonnie May, Smith	25	352	282	1	.555
	Faye Perkins, Wis.-River Falls	17	352	316	2	.527
37.	Fred Dohrmann, Widener	24	342	326	0	.512
38.	Lisa Gigliello, King's (Pa.)	13	339	153	2	.688
39.	Mary Sullivan, Brandeis	32	338	366	2	.480
40.	Mike Kirkpatrick, Gettysburg	17	333	163	1	.671
41.	Jeanne Arbuckle, Marietta	19	328	326	3	.502
42.	Deanna Parks, Oneonta St.	13	325	259	2	.556
43.	Jim Mills, Millikin	15	315	237	1	.571
44.	Sally Miller, TCNJ	11	314	127	2	.711
45.	John Brackett, N.C. Wesleyan	15	312	266	0	.540

John Tschida leads Division III all-time coaches with an .844 winning percentage through 12 years, the past six at St. Thomas (Minnesota). He has posted a 449-83 record and guided his teams to three championships – back-to-back titles with the Tommies in 2004 and 2005 and in 2000 with St. Mary's (Minnesota).

St. Thomas (Minnesota) Sports Information

	Coach, Team	Yrs.	Won	Lost	Tied	*Pct.
	Val Julien, Richard Stockton	20	312	369	2	.458
47.	Mark Veilleux, Endicott	12	310	127	9	.705
48.	Karen Sweitzer, Eureka	19	305	342	5	.472
49.	Carol Enke, Augsburg	21	301	425	3	.415
50.	Dee Conway, Mary Washington	19	300	333	1	.474
51.	Jan Reddinger, Westminster (Pa.)	15	296	225	1	.568
52.	Linda Wage, Clark (Mass.)	18	287	194	0	.597
53.	Ron Simpson, Methodist	10	283	156	1	.645
54.	Jenny Johnson-Kappes, Franklin	21	277	307	1	.474
55.	Bonny Brown-Denico, Southern Me.	11	275	183	5	.599
56.	Renee Clarke, Swarthmore	15	270	342	1	.441
57.	Linda Detra, Arcadia	12	265	149	0	.640
58.	Maria Morin, Rhode Island Col.	12	258	190	4	.575
59.	Lori Mayhew, Western New Eng.	10	255	111	2	.696
	Bruce Weckworth, Curry	11	255	170	5	.599
61.	Penny Siqueiros, Emory	8	251	85	0	.747
62.	Charlie Kennedy, Maryville (Mo.)	10	250	173	1	.591

**Ties counted as half won, half lost. †Co-head coach with Lisle Lloyd for 1995-98.*

Winningest Coaches All-Time

BY PERCENTAGE

(Minimum 10 years as a Division III head coach; includes spring varsity fast-pitch record at four-year colleges only)

	Coach, Team	Yrs.	Won	Lost	Tied	@Pct.
1.	*John Tschida (St. Thomas [Minn.] 1995-06)	12	449	83	0	.844
2.	June Walker (TCNJ 1974-95)	22	721	154	0	.824
3.	*Henry Christowski (Simpson 1996-06)	11	368	90	2	.802
4.	Margie Knight (Salisbury 1997-06)	10	374	96	2	.794
5.	*George Wares (Central [Iowa] 1985-06)	22	753	243	3	.755
6.	*Denny Griffin (Alma 1989-06)	18	555	182	0	.753
7.	*†Janet Lloyd (Chapman 1995-06)	12	398	131	0	.752
8.	*John Bryne (Moravian 1994-06)	13	407	135	0	.751
9.	*Gina Loudenburg (Wheaton [Mass.] 1990-06)	17	480	172	3	.735
10.	Kathy Tropp Veronesi (Mount Holyoke 1979-84; Nichols 85-92)	14	188	71	0	.726
11.	*Anita Kubicka (Montclair St. 1991-06)	16	506	193	2	.723
12.	Clyde Washburne (Eastern Conn. St. 1977-87, 93)	12	284	110	1	.719
13.	Irv Madsen (Wis.-Whitewater 1981-86, 94-98)	10	264	106	3	.712
14.	*Sally Miller (TCNJ 1996-06)	11	314	127	2	.711
15.	Don Flewelling (Oneonta St. 1991-01)	11	261	107	0	.709
16.	George Dix (McDaniel 1989-04)	16	325	133	1	.709
17.	*Jim Kulawiak (North Central [Ill.] 1989-06)	18	493	204	3	.706
18.	*Mark Veilleux (Endicott 1995-06)	12	310	127	9	.705
19.	Sam Bedrosian (Aurora 1977-94)	18	383	164	0	.698
20.	*Kim Wilson (Wash. & Jeff. 1991-96; Rowan 97-06)	16	383	167	0	.696
21.	*Lori Mayhew (Western New Eng. 1997-06)	10	255	111	2	.696
22.	Deb DiMatteo (MacMurray 1979; Benedictine [Ill.] 81-94)	15	346	154	0	.692
23.	*Orie Gentile (La Roche 1997-06)	10	196	87	2	.691
24.	*Charlotte Slocum (Misericordia 1981-06)	26	584	264	0	.689
25.	*Lisa Gigliello (King's [Pa.] 1994-06)	13	339	153	2	.688
26.	*Donna Newberry (Muskingum 1975-06)	32	781	359	1	.685
27.	Cindy Zelinsky (Wis.-Superior 1989-90; St. Thomas [Minn.] 97-99; Washington-St. Louis 00-05)	11	309	143	0	.684
28.	*Kris Herman (Tufts 1988-03; Williams 04-06)	19	429	198	3	.683
29.	*Len Maiorani (Brockport St. 1985-91; St. John Fisher 95-06)	19	464	221	4	.676
30.	*Dennis Johnson (St. Benedict 1987-06)	20	433	207	3	.676
31.	*Mike Kirkpatrick (Gettysburg 1990-06)	17	333	163	1	.671
32.	^Alicia O'Brien (Western Conn. St. 1990-06)	17	423	213	3	.664
33.	*Julie Lenhart (Wis.-Platteville 1990-94; Cortland St. 95-06)	17	478	245	1	.661
34.	Mandy Neal (Ill. Wesleyan 1989-01)	13	344	178	1	.659

*@Ties counted as half won, half lost. *Active coach; †Co-head coach with Lisle Lloyd for 1995-98; ^Currently associate head coach at Central (Iowa).*

BY VICTORIES

(Minimum 10 years as a Division III head coach; includes spring varsity fast-pitch record at four-year colleges only)

	Coach, Team	Yrs.	Won	Lost	Tied	@Pct.
1.	*Donna Newberry (Muskingum 1975-06)	32	781	359	1	.685
2.	*George Wares (Central [Iowa] 1985-06)	22	753	243	3	.755
3.	June Walker (TCNJ 1974-95)	22	721	154	0	.824
4.	*Karla Wolters (Calvin 1975-87; Hope 88-06)	28	598	329	0	.645
5.	*Charlotte Slocum (Misericordia 1981-06)	26	584	264	0	.689
6.	*$Dee Dee Enabenter-Omidiji (Bridgewater [Mass.] 1984-91, 93-00; San Jose St. 01-06)	22	581	360	3	.617
7.	*Denny Griffin (Alma 1989-06)	18	555	182	0	.753
8.	*Marge Willadsen (Buena Vista 1981-06)	26	554	398	2	.582
9.	Betty Hoff (Luther 1969-01)	33	520	349	1	.598
10.	*Hallie Cohen (FDU-Florham 1980-94; Wm. Paterson 95-06)	27	514	316	3	.619
11.	*Jan Forsty (Wheeling Jesuit 1982-86; Bethany [W.V.] 88-06)	24	508	296	4	.631
12.	*Anita Kubicka (Montclair St. 1991-06)	16	506	193	2	.723
13.	*Deb Pallozzi (Rensselaer 1987-88; Ithaca 89-06)	20	495	268	1	.649
14.	*Jim Kulawiak (North Central [Ill.] 1989-06)	18	493	204	3	.706
15.	*Gina Loudenburg (Wheaton [Mass.] 1990-06)	17	480	172	3	.735
16.	*Julie Lenhart (Wis.-Platteville 1990-94; Cortland St. 95-06)	17	478	245	1	.661
17.	*Len Maiorani (Brockport St. 1985-91; St. John Fisher 95-06)	19	464	221	4	.676
18.	*Sandy Douglas (Mount Union 1986-06)	21	461	293	0	.611
19.	*John Tschida (St. Thomas [Minn.] 1995-06)	11	449	83	0	.844
20.	*Dennis Johnson (St. Benedict 1987-06)	20	433	217	3	.676
21.	*Kris Herman (Tufts 1988-03; Williams 04-06)	19	429	198	3	.683
22.	*Sandra Hollander (Buffalo St. 1989-06)	18	428	255	2	.626
23.	Gayle Lauth (Ohio Northern 1968-00)	33	425	317	2	.571
24.	^Alicia O'Brien (Western Conn. St. 1990-06)	17	423	213	3	.664
25.	*Robin Hamilton (Puget Sound 1986-06)	20	421	263	3	.615
26.	*John Byrne (Moravian 1994-06)	13	407	135	0	.751
27.	*Larry Holloway (Anderson [Ind.] 1984-06)	23	405	489	0	.453
28.	*Kathy Mangano (Springfield 1990-06)	17	402	338	1	.543
29.	*†Janet Lloyd (Chapman 1995-06)	12	398	131	0	.752
30.	*Dick Bailey (St. Joseph's [Me.] 1985-95; Westbrook 96; Colby 97-06)	22	391	258	1	.602
31.	Sam Bedrosian (Aurora 1977-94)	18	383	164	0	.698
	*Kim Wilson (Wash. & Jeff. 1991-96; Rowan 97-06)	15	383	167	0	.696
33.	*Lynne Olson (WPI 1980-85; Worcester St. 87-06)	26	378	299	2	.558
34.	Margie Knight (Salisbury 1997-06)	10	374	96	2	.794
35.	Steve Williams (St. Thomas [Minn.] 1982-96)	15	370	200	1	.649

*@Ties counted as half won, half lost. *Active coach. $Now coaching at the Division I level; ^Currently associate head coach at Central (Iowa); †Co-head coach with Lisle Lloyd for 1995-98.*

2006 Conference Standings

Division I Conference Standings 158
Division II Conference Standings 159
Division III Conference Standings 161

2006 Division I Conference Standings

#Won conference postseason tournament.

AMERICA EAST CONFERENCE

Team	CONFERENCE W	L	T	Pct.	FULL SEASON W	L	T	Pct.
Maine	16	5	0	.762	35	19	0	.648
Albany (N.Y.)#	14	6	0	.700	36	13	0	.735
UMBC	11	10	0	.524	46	20	0	.697
Boston U.	11	10	0	.524	29	29	0	.500
Stony Brook	10	10	0	.500	25	25	0	.500
Binghamton	8	13	0	.381	15	32	1	.323
Hartford	7	14	0	.333	17	24	0	.415
Vermont	6	15	0	.286	15	27	0	.357

ATLANTIC COAST CONFERENCE

Team	CONFERENCE W	L	T	Pct.	FULL SEASON W	L	T	Pct.
North Carolina St.#	14	6	0	.700	50	21	0	.704
North Carolina	13	7	0	.650	48	19	0	.716
Virginia Tech	12	8	0	.600	39	21	0	.650
Georgia Tech	12	9	0	.571	48	22	0	.686
Florida St.	10	10	0	.500	44	30	0	.595
Maryland	7	13	0	.350	32	27	0	.542
Virginia	7	13	0	.350	29	26	0	.527
Boston College	6	15	0	.286	22	26	0	.458

ATLANTIC SUN CONFERENCE

Team	CONFERENCE W	L	T	Pct.	FULL SEASON W	L	T	Pct.
Stetson	16	4	0	.800	45	16	0	.738
Kennesaw St.*	15	5	0	.750	38	17	0	.691
Fla. Atlantic#	15	5	0	.750	35	25	0	.583
Mercer	12	6	0	.667	26	28	0	.481
Campbell	12	8	0	.600	31	28	0	.525
North Fla.*	9	11	0	.450	28	29	0	.491
East Tenn. St.	9	11	0	.450	22	36	0	.379
Gardner-Webb	7	13	0	.350	12	38	0	.240
Jacksonville	6	14	0	.300	22	37	0	.373
Lipscomb	4	14	0	.222	14	34	0	.292
Belmont	3	17	0	.150	15	32	1	.323

**Reclassifying from Division II.*

ATLANTIC 10 CONFERENCE

Team	CONFERENCE W	L	T	Pct.	FULL SEASON W	L	T	Pct.
Charlotte	17	3	0	.850	42	13	0	.764
Massachusetts#	17	3	0	.850	41	16	0	.719
Fordham	13	5	0	.722	37	23	0	.617
St. Bonaventure	14	6	0	.700	23	22	0	.511
Temple	12	6	0	.667	22	23	0	.489
Rhode Island	8	12	0	.400	20	27	0	.426
Dayton	8	12	0	.400	18	30	0	.375
St. Louis	8	12	0	.400	19	33	0	.365
St. Joseph's	4	14	0	.222	13	38	1	.260
George Washington	3	15	0	.167	24	28	0	.462
La Salle	2	18	0	.100	12	33	0	.267

BIG EAST CONFERENCE

Team	CONFERENCE W	L	T	Pct.	FULL SEASON W	L	T	Pct.
Louisville	19	3	0	.864	45	11	0	.804
South Fla.	17	3	0	.850	50	25	0	.667
Notre Dame#	17	5	0	.773	42	21	0	.667
Syracuse	15	7	0	.682	36	21	0	.632
DePaul	13	9	0	.591	33	22	0	.600
Providence	11	11	0	.500	29	19	1	.602
Pittsburgh	10	12	0	.455	32	27	0	.542
St. John's (N.Y.)	8	14	0	.364	27	30	0	.474
Seton Hall	7	15	0	.318	29	27	0	.518
Connecticut	6	14	0	.300	19	29	0	.396
Rutgers	5	17	0	.227	15	37	0	.288
Villanova	2	20	0	.091	13	40	0	.245

BIG SOUTH CONFERENCE

Team	CONFERENCE W	L	T	Pct.	FULL SEASON W	L	T	Pct.
Coastal Caro.#	10	2	0	.833	38	22	0	.633
Radford	9	3	0	.750	40	22	1	.643
Liberty	7	5	0	.583	41	23	0	.641
Birmingham-So.	7	5	0	.583	28	21	0	.571
Winthrop	5	7	0	.417	30	30	0	.500
Charleston So.	2	10	0	.167	14	40	1	.264
A&M-Corpus Christi	2	10	0	.167	10	35	0	.222

BIG TEN CONFERENCE

Team	CONFERENCE W	L	T	Pct.	FULL SEASON W	L	T	Pct.
Northwestern	16	3	0	.842	50	15	0	.769
Michigan#	14	4	0	.778	44	15	0	.746
Iowa	12	7	0	.632	39	22	0	.639
Ohio St.	11	7	0	.611	39	23	0	.629
Penn St.	10	10	0	.500	39	17	0	.696
Indiana	8	9	0	.471	30	25	1	.545
Michigan St.	9	11	0	.450	34	25	0	.576
Illinois	8	11	0	.421	24	31	0	.436
Purdue	7	12	0	.368	30	30	0	.500
Wisconsin	6	11	0	.353	22	22	0	.500
Minnesota	1	17	0	.056	17	33	0	.340

BIG 12 CONFERENCE

Team	CONFERENCE W	L	T	Pct.	FULL SEASON W	L	T	Pct.
Texas	15	2	0	.882	55	9	0	.859
Nebraska	13	4	0	.765	44	12	0	.786
Baylor	12	6	0	.667	38	22	0	.633
Texas A&M	11	6	0	.647	34	19	0	.642
Oklahoma	8	10	0	.444	40	21	1	.653
Kansas#	8	10	0	.444	36	26	0	.581
Missouri	7	11	0	.389	26	27	0	.491
Iowa St.	5	13	0	.278	23	28	0	.451
Oklahoma St.	5	13	0	.278	21	29	0	.420
Texas Tech	4	13	0	.235	19	35	0	.352

BIG WEST CONFERENCE

Team	CONFERENCE W	L	T	Pct.	FULL SEASON W	L	T	Pct.
Cal St. Fullerton#	14	4	0	.778	37	24	0	.607
Long Beach St.	13	5	0	.722	31	22	0	.585
Cal Poly	11	7	0	.611	27	23	0	.540
Cal St. Northridge	8	10	0	.444	22	20	0	.524
UC Santa Barb.	8	10	0	.444	24	22	0	.522
Pacific	7	11	0	.389	26	25	0	.510
UC Riverside	2	16	0	.111	22	27	0	.449

COLONIAL ATHLETIC CONFERENCE

Team	CONFERENCE W	L	T	Pct.	FULL SEASON W	L	T	Pct.
Georgia St.	15	6	0	.714	29	28	0	.509
Hofstra#	14	6	0	.700	37	20	0	.649
UNC Wilmington	13	8	0	.619	33	28	0	.541
Delaware	10	10	0	.500	33	24	0	.579
Towson	9	12	0	.429	33	28	0	.541
James Madison	9	12	0	.429	24	28	0	.462
Drexel	7	13	0	.350	19	29	0	.396
George Mason	5	15	0	.250	8	48	0	.143

CONFERENCE USA

Team	CONFERENCE W	L	T	Pct.	FULL SEASON W	L	T	Pct.
Tulsa#	15	8	0	.652	34	24	0	.586
Houston	15	9	0	.625	38	23	0	.623
UAB	15	9	0	.625	31	22	0	.585
Marshall	15	9	0	.625	33	24	0	.579
East Caro.	13	11	0	.542	39	24	0	.619
Southern Miss.	11	13	0	.458	28	38	0	.424
Memphis	10	13	0	.435	28	26	0	.519
UTEP	8	14	0	.364	23	32	0	.418
UCF	4	20	0	.167	19	37	0	.339

HORIZION LEAGUE

Team	CONFERENCE W	L	T	Pct.	FULL SEASON W	L	T	Pct.
Ill.-Chicago	14	6	0	.700	27	33	0	.450
Cleveland St.	14	7	0	.667	38	15	0	.717
Detroit	13	7	0	.650	17	28	0	.378
Youngstown St.#	10	10	0	.500	22	26	0	.458
Wis.-Green Bay	10	10	0	.500	14	21	0	.400
Loyola (Ill.)	10	10	0	.500	20	41	0	.328
Wright St.	6	15	0	.286	7	41	0	.146
Butler	4	16	0	.200	17	30	1	.365

IVY LEAGUE

Team	CONFERENCE W	L	T	Pct.	FULL SEASON W	L	T	Pct.
Princeton#	12	2	0	.857	34	19	0	.642
Cornell	11	3	0	.786	32	23	0	.582
Brown	6	6	0	.500	20	25	0	.444
Dartmouth	7	7	0	.500	14	22	0	.389
Harvard	6	8	0	.429	20	24	0	.455
Penn	5	9	0	.357	18	26	0	.409
Columbia	4	8	0	.333	22	25	1	.469
Yale	3	11	0	.214	28	22	0	.560

METRO ATLANTIC ATHLETIC CONFERENCE

Team	CONFERENCE W	L	T	Pct.	FULL SEASON W	L	T	Pct.
Canisius	13	3	0	.813	28	23	0	.549
Marist#	12	4	0	.750	33	13	0	.717
Rider	10	6	0	.625	24	28	0	.462
Fairfield	8	8	0	.500	32	27	1	.542
Siena	7	9	0	.438	18	34	0	.346
Niagara	6	10	0	.375	24	23	0	.511
Manhattan	6	10	0	.375	26	24	0	.520
St. Peter's	5	11	0	.313	23	24	1	.490
Iona	5	11	0	.313	11	30	0	.268

MID-AMERICAN CONFERENCE

Team	CONFERENCE W	L	T	Pct.	FULL SEASON W	L	T	Pct.
East Division								
Kent St.#	16	5	0	.762	32	22	0	.593
Bowling Green	16	6	0	.727	37	23	0	.617
Akron	13	9	0	.591	26	25	0	.510
Ohio	7	15	0	.318	27	40	0	.403
Miami (Ohio)	7	15	0	.318	21	34	0	.382
Buffalo	5	15	0	.250	16	42	0	.276
West Division								
Western Mich.	18	4	0	.818	34	14	0	.708
Central Mich.	13	7	0	.650	22	27	0	.449
Eastern Mich.	14	8	0	.636	28	28	0	.500
Northern Ill.	10	12	0	.455	23	28	0	.451
Ball St.	6	16	0	.273	13	30	0	.302
Toledo	4	17	0	.190	13	40	0	.245

MID-CONTINENT CONFERENCE

Team	CONFERENCE W	L	T	Pct.	FULL SEASON W	L	T	Pct.
Southern Utah#	21	3	0	.875	34	32	0	.515
Centenary (La.)	13	9	0	.591	31	25	0	.554
Western Ill.	12	9	0	.571	22	33	1	.402
Oakland	12	12	0	.500	28	31	0	.475
Valparaiso	9	15	0	.375	22	30	0	.423
IUPUI	8	15	0	.348	13	37	0	.260
UMKC	6	18	0	.250	11	44	0	.200

MID-EASTERN ATHLETIC CONFERENCE

Team	CONFERENCE W	L	T	Pct.	FULL SEASON W	L	T	Pct.
Florida A&M#	14	0	0	1.000	40	25	0	.615
Delaware St.	10	4	0	.714	34	22	0	.607
Hampton	10	4	0	.714	32	22	0	.593
Bethune-Cookman	10	4	0	.714	30	29	0	.508
Norfolk St.	7	7	0	.500	21	33	0	.389
N.C. A&T	6	7	0	.462	21	38	0	.356
Howard	6	8	0	.429	26	27	0	.491
Morgan St.	5	9	0	.357	10	29	0	.256
Coppin St.	4	10	0	.286	14	33	0	.298
South Carolina St.	4	10	0	.286	8	35	0	.186
Md.-East. Shore	0	13	0	.000	5	42	0	.106

MISSOURI VALLEY CONFERENCE

Team	CONFERENCE W	L	T	Pct.	FULL SEASON W	L	T	Pct.
Illinois St.	19	4	0	.826	38	16	0	.704
Missouri St.#	18	4	0	.818	40	17	0	.702
Southern Ill.	15	6	0	.714	35	13	0	.729
Wichita St.	11	10	0	.524	35	23	0	.603
Drake	10	12	0	.455	24	30	0	.444
Indiana St.	12	15	0	.444	25	26	0	.490
Bradley	10	13	0	.435	25	23	0	.521
Creighton	10	13	0	.435	23	27	0	.460
Evansville	9	18	0	.333	24	26	0	.480
UNI	2	21	0	.087	12	38	1	.245

MOUNTAIN WEST CONFERENCE

Team	CONFERENCE W	L	T	Pct.	FULL SEASON W	L	T	Pct.
San Diego St.	15	3	0	.833	34	15	0	.694
Brigham Young	15	5	0	.750	43	22	0	.662
Utah#	10	8	0	.556	40	21	0	.656
UNLV	8	12	0	.400	26	37	0	.413
Colorado St.	6	14	0	.300	26	26	0	.500
New Mexico	4	16	0	.200	23	31	0	.426

NORTHEAST CONFERENCE

Team	CONFERENCE W	L	T	Pct.	FULL SEASON W	L	T	Pct.
Long Island#	17	3	0	.850	34	23	0	.596
Robert Morris	17	3	0	.850	26	19	0	.578
Wagner	15	5	0	.750	35	20	0	.636
Mt. St. Mary's	14	6	0	.700	31	25	0	.554
Quinnipiac	11	8	0	.579	19	37	0	.339
Monmouth	8	10	0	.444	20	25	0	.444
St. Francis (Pa.)	8	10	0	.444	20	35	0	.364
Sacred Heart	6	12	0	.333	14	34	0	.292
Fairleigh Dickinson	5	14	0	.263	9	41	0	.180
Central Conn. St.	4	14	0	.222	8	38	0	.174
St. Francis (N.Y.)	0	20	0	.000	2	53	0	.036

OHIO VALLEY CONFERENCE

Team	CONFERENCE W	L	T	Pct.	FULL SEASON W	L	T	Pct.
Tennessee Tech#	24	2	0	.923	50	15	0	.769
Jacksonville St.	21	5	0	.808	43	15	0	.741
Eastern Ill.	16	11	0	.593	36	26	1	.579
Tenn.-Martin	15	12	0	.556	35	26	1	.573
Southeast Mo. St.	14	13	0	.519	28	24	0	.538
Eastern Ky.	13	13	0	.500	33	29	0	.532
Austin Peay	10	16	0	.385	21	31	2	.407
Samford	10	16	0	.385	20	38	0	.345
Tennessee St.	6	20	0	.231	21	35	0	.375
Morehead St.	3	24	0	.111	13	40	0	.245

PACIFIC COAST SOFTBALL CONFERENCE

Team	CONFERENCE W	L	T	Pct.	FULL SEASON W	L	T	Pct.
Portland St.	15	5	0	.750	38	20	0	.655
Sacramento St.	14	6	0	.700	35	20	0	.636
Santa Clara	11	9	0	.550	24	34	0	.414
San Diego	10	10	0	.500	22	24	0	.478
Loyola Marymount	9	11	0	.450	29	24	0	.547
St. Mary's (Cal.)	1	19	0	.050	5	49	0	.093

The conference did not conduct a postseason tournament.

PACIFIC-10 CONFERENCE

Team	CONFERENCE W	L	T	Pct.	FULL SEASON W	L	T	Pct.
UCLA#	15	5	0	.750	48	7	0	.873
Arizona	15	6	0	.714	49	10	0	.831
California	12	9	0	.571	48	14	0	.774
Arizona St.	11	10	0	.524	52	13	0	.800
Oregon St.	10	10	0	.500	43	14	0	.754
Stanford	10	11	0	.476	42	18	0	.700
Washington	6	15	0	.286	35	25	0	.583
Oregon	4	17	0	.190	24	29	0	.453

PATRIOT LEAGUE

Team	CONFERENCE W	L	T	Pct.	FULL SEASON W	L	T	Pct.
Lehigh#	19	1	0	.950	43	14	0	.754
Lafayette	10	10	0	.500	20	28	0	.417
Colgate	10	10	0	.500	17	25	0	.405
Army	9	11	0	.450	18	37	0	.327
Bucknell	8	12	0	.400	15	37	0	.288
Holy Cross	4	16	0	.200	9	35	0	.205

SOUTHEASTERN CONFERENCE

Team	CONFERENCE W	L	T	Pct.	FULL SEASON W	L	T	Pct.
Eastern Division								
Georgia	24	6	0	.800	54	15	0	.783
Tennessee#	21	9	0	.700	61	12	0	.836
Florida	17	13	0	.567	43	25	0	.632
South Carolina	8	21	0	.276	28	30	0	.483
Kentucky	4	26	0	.133	21	36	0	.368
Western Division								
Alabama	25	4	0	.862	54	11	0	.831
LSU	22	8	0	.733	55	14	0	.797
Auburn	15	15	0	.500	36	22	0	.621
Arkansas	10	19	0	.345	26	35	0	.426
Mississippi	10	20	0	.333	24	36	0	.400
Mississippi St.	7	22	0	.241	33	28	0	.541

SOUTHERN CONFERENCE

Team	CONFERENCE W	L	T	Pct.	FULL SEASON W	L	T	Pct.
Western Caro.	16	4	0	.800	41	20	0	.672
Col. of Charleston	14	7	0	.667	29	30	0	.492
Ga. Southern#	12	9	0	.571	35	35	0	.500
Chattanooga	11	10	0	.524	38	35	0	.521
Appalachian St.	10	11	0	.476	29	30	0	.492
Elon	9	11	0	.450	24	29	0	.453
Furman	7	14	0	.333	29	37	0	.439
UNC Greensboro	4	17	0	.190	20	42	0	.323

SOUTHLAND CONFERENCE

Team	CONFERENCE W	L	T	Pct.	FULL SEASON W	L	T	Pct.
UTSA#	22	5	0	.815	37	14	0	.725
Texas St.	18	5	0	.783	34	22	0	.607
Texas-Arlington	16	9	0	.640	32	22	0	.593
McNeese St.	13	13	0	.500	21	30	0	.412
Northwestern St.	12	13	0	.480	28	32	0	.467
Nicholls St.	11	15	0	.423	23	33	0	.411
Sam Houston St.	11	16	0	.407	18	30	0	.375
La.-Monroe	10	16	0	.385	27	30	0	.474
Stephen F. Austin	9	15	0	.375	20	27	0	.426
Southeastern La.	6	21	0	.222	10	36	0	.217

SOUTHWESTERN ATHLETIC CONFERENCE

Team	CONFERENCE W	L	T	Pct.	FULL SEASON W	L	T	Pct.
Eastern Division								
Mississippi Val.#	16	4	0	.800	23	28	0	.451
Alcorn St.	13	6	0	.684	20	29	0	.408
Jackson St.	12	8	0	.600	26	25	0	.510
Alabama A&M	11	9	0	.550	13	33	0	.283
^Alabama St.	0	0	0	.000	0	2	0	.000
Western Division								
Southern U.	17	7	0	.708	26	24	0	.520
Prairie View	11	13	0	.458	15	30	0	.333
Texas Southern	8	12	0	.400	13	36	0	.265
Ark.-Pine Bluff	4	16	0	.200	7	34	0	.171
Grambling	3	20	0	.130	3	53	0	.054

^Season cancelled.

SUN BELT CONFERENCE

Team	CONFERENCE W	L	T	Pct.	FULL SEASON W	L	T	Pct.
La.-Lafayette#	12	3	0	.800	50	12	0	.806
Florida Int'l	11	4	0	.733	30	28	0	.517
Western Ky.	8	7	0	.533	29	28	0	.509
Middle Tenn.	6	9	0	.400	19	42	1	.315
Troy	5	10	0	.333	31	40	0	.437
North Texas	3	12	0	.200	22	38	0	.367

WESTERN ATHLETIC CONFERENCE

Team	CONFERENCE W	L	T	Pct.	FULL SEASON W	L	T	Pct.
Fresno St.	12	3	0	.800	37	19	0	.661
San Jose St.	11	6	0	.647	23	27	0	.460
Hawaii	10	7	0	.588	32	22	0	.593
Nevada#	9	9	0	.500	33	33	0	.500
New Mexico St.	8	9	0	.471	26	23	0	.531
Louisiana Tech	6	11	0	.353	18	31	0	.367
Utah St.	3	14	0	.176	8	38	0	.174

INDEPENDENTS

Team	FULL SEASON W	L	T	Pct.
Georgetown	4	23	0	.148
IPFW	11	33	0	.250
Savannah St.	3	19	0	.136
Reclassifying from Division II:				
UC Davis	15	39	0	.278
Longwood	27	19	0	.587
North Dakota St.	28	29	0	.491
Northern Colo.	25	28	0	.472
South Dakota St.	24	36	0	.400

2006 Division II Conference Standings

CALIFORNIA COLLEGIATE ATHLETIC ASSOCIATION

Team	CONFERENCE W	L	T	Pct.	FULL SEASON W	L	T	Pct.
Cal St. Bakersfield	23	5	0	.821	52	12	0	.813
Cal St. Dom. Hills	21	7	0	.750	46	11	0	.807
San Fran. St.	20	8	0	.714	41	16	0	.719
Cal St. Stanislaus	15	13	0	.536	34	23	0	.596
Cal St. San B'dino	12	16	0	.429	21	32	0	.396
UC San Diego	10	18	0	.357	24	28	0	.462
Cal St. Monterey Bay$	6	22	0	.214	20	33	0	.377
Sonoma St.	5	23	0	.179	21	36	0	.368
^Chico St.					8	10	0	.444

^Season cancelled; $Ineligible for conference title; Conference did not conduct a postseason tournament.

#Won conference postseason tournament.

CAROLINAS-VIRGINIA ATHLETICS CONFERENCE

Team	CONFERENCE W	L	T	Pct.	FULL SEASON W	L	T	Pct.
Queens (N.C.)#	16	4	0	.800	34	24	0	.586
Limestone	15	5	0	.750	29	30	0	.492
Belmont Abbey	14	6	0	.700	25	31	0	.446
Coker	12	8	0	.600	29	18	0	.617
Anderson (S.C.)	11	9	0	.550	20	32	0	.385
Lees-McRae	9	11	0	.450	15	21	0	.417
Pfeiffer	9	11	0	.450	17	37	0	.315
Erskine	8	10	0	.444	22	23	2	.489
Mount Olive	7	13	0	.350	26	30	0	.464
St. Andrews	4	14	0	.222	8	28	0	.222
Barton	3	17	0	.150	11	30	0	.268

CENTRAL ATLANTIC COLLEGIATE CONFERENCE

Team	CONFERENCE W	L	T	Pct.	FULL SEASON W	L	T	Pct.
Caldwell#	19	3	0	.864	36	17	0	.679
Dominican (N.Y.)	15	7	0	.682	37	19	0	.661
Georgian Court	15	7	0	.682	29	17	0	.630
Goldey-Beacom	14	8	0	.636	17	20	0	.459
Felician	12	10	0	.545	26	25	0	.510
Bloomfield	12	10	0	.545	16	30	0	.348
Holy Family	11	11	0	.500	21	29	0	.420
Post	11	11	0	.500	20	28	0	.417
Nyack	7	15	0	.318	12	26	0	.316
Wilmington (Del.)	7	15	0	.318	9	31	0	.225
Phildelphia U.	7	15	0	.318	8	32	0	.200
Phila. Sciences	2	20	0	.091	4	37	0	.098

CENTRAL INTERCOLLEGIATE ATHLETIC ASSOCIATION

Team	CONFERENCE W	L	T	Pct.	FULL SEASON W	L	T	Pct.
Eastern Division								
Bowie St.	18	4	0	.818	26	13	0	.667
Virginia St.	13	8	0	.619	15	18	0	.455
Elizabeth City St.	12	8	0	.600	14	13	0	.519
Shaw	10	12	0	.455	10	16	0	.385
Virginia Union	3	19	0	.136	3	21	0	.125
St. Paul's	2	20	0	.091	2	20	0	.091
Western Division								
N.C. Central#	21	1	0	.955	35	16	0	.686
Johnson C. Smith	17	5	0	.773	28	13	0	.683
Winston-Salem	17	5	0	.773	22	20	0	.524
St. Augustine's	8	14	0	.364	8	26	0	.235
Fayetteville St.	7	13	0	.350	7	17	0	.292
Livingstone	1	20	0	.048	1	21	0	.045

GREAT LAKES INTERCOLLEGIATE ATHLETIC CONFERENCE

Team	CONFERENCE W	L	T	Pct.	FULL SEASON W	L	T	Pct.
Northwood	15	5	0	.750	37	15	0	.712
Wayne St. (Mich.)	15	5	0	.750	32	26	0	.552
Gannon	14	6	0	.700	41	18	0	.695
Ashland	14	6	0	.700	35	21	0	.625
Grand Valley St.#	12	8	0	.600	35	21	0	.625
Hillsdale	10	10	0	.500	25	24	0	.510
Ferris St.	10	10	0	.500	26	26	0	.500
Saginaw Valley	10	10	0	.500	22	32	0	.407
Mercyhurst	5	15	0	.250	17	30	1	.365
Findlay	5	15	0	.250	14	38	0	.269
Lake Superior St.	0	20	0	.000	10	36	0	.217

GREAT LAKES VALLEY CONFERENCE

Team	CONFERENCE W	L	T	Pct.	FULL SEASON W	L	T	Pct.
SIU Edwardsville#	16	4	0	.800	52	11	0	.825
Southern Ind.	17	5	0	.773	39	18	0	.684
Lewis	18	6	0	.750	39	15	0	.722
Indianapolis	14	6	0	.700	31	19	0	.620
Mo.-Rolla	13	7	0	.650	33	10	0	.767
Northern Ky.	15	9	0	.625	41	21	0	.661
St. Joseph's (Ind.)	8	8	0	.500	26	17	0	.605
Wis.-Parkside	11	13	0	.458	25	28	0	.472
Quincy	8	15	0	.348	23	26	0	.469
Bellarmine	8	15	0	.348	25	29	1	.464
Ky. Wesleyan	7	15	0	.318	16	31	0	.340
Mo.-St. Louis	4	20	0	.167	13	33	0	.283
Rockhurst	2	18	0	.100	11	37	0	.229

GREAT NORTHWEST ATHLETIC CONFERENCE

Team	CONFERENCE W	L	T	Pct.	FULL SEASON W	L	T	Pct.
Humboldt St.#	22	1	0	.957	54	6	0	.900
Seattle	17	6	0	.739	34	22	0	.607
Western Wash.	12	12	0	.500	25	29	0	.463
Central Wash.	10	14	0	.417	20	25	0	.444
Western Ore.	10	14	0	.417	17	32	0	.347
Northwest Nazarene	9	15	0	.375	23	28	0	.451
St. Martin's	3	21	0	.125	7	38	0	.156

GULF SOUTH CONFERENCE

Team	CONFERENCE W	L	T	Pct.	FULL SEASON W	L	T	Pct.
East Division								
West Fla.	22	9	0	.710	36	18	0	.667
North Ala.	22	10	0	.688	40	20	0	.667
Ala.-Huntsville#	21	10	0	.677	52	17	0	.754
West Ga.	21	11	0	.656	39	26	0	.600
Valdosta St.	18	14	0	.563	41	24	0	.631
Lincoln Memorial	13	19	0	.406	37	27	0	.578
West Ala.	4	28	0	.125	14	40	0	.259
West Division								
Delta St.	22	9	0	.710	49	23	0	.681
Ark.-Monticello	21	14	0	.600	33	30	0	.524
Henderson St.	20	14	0	.588	40	18	0	.690
Southern Ark.	16	18	0	.471	26	31	0	.456
Ouachita Baptist	16	19	0	.457	20	21	0	.488
Arkansas Tech	13	20	0	.394	22	25	0	.468
Central Ark.	9	24	0	.273	12	34	0	.261
Christian Bros.	7	26	0	.212	21	33	0	.389

HEARTLAND CONFERENCE

Team	CONFERENCE W	L	T	Pct.	FULL SEASON W	L	T	Pct.
Incarnate Word	17	7	0	.708	46	19	0	.708
St. Edward's	17	7	0	.708	45	22	0	.672
Western N.M.	16	8	0	.667	25	22	0	.532
St. Mary's (Tex.)#	15	9	0	.625	49	25	0	.662
Mont. St.-Billings	12	12	0	.500	20	31	0	.392
Lincoln (Mo.)	4	20	0	.167	7	31	0	.184
Okla. Panhandle	3	21	0	.125	4	47	0	.078

LONE STAR CONFERENCE

Team	CONFERENCE W	L	T	Pct.	FULL SEASON W	L	T	Pct.
North Division								
Midwestern St.#	18	6	0	.750	46	15	0	.754
Southeastern Okla.	18	6	0	.750	42	14	0	.750
Central Okla.	17	7	0	.708	30	16	0	.652
Northeastern St.	15	9	0	.625	26	18	0	.591
Cameron	8	16	0	.333	23	31	0	.426
Southwestern Okla.	7	17	0	.292	13	34	0	.277
East Central	1	23	0	.042	4	30	0	.118
South Division								
Abilene Christian	18	4	0	.818	42	19	0	.689
Texas Woman's	13	8	1	.614	25	36	0	.410
Angelo St.	13	9	0	.591	31	26	0	.544
Tex. A&M-Kingsville	12	9	1	.568	25	26	1	.490
Eastern N.M.	13	11	0	.542	33	21	0	.611
Tarleton St.	9	15	0	.375	25	22	0	.532
West Tex. A&M	1	23	0	.042	11	43	0	.204

MID-AMERICA INTERCOLLEGIATE ATHLETICS ASSOCIATION

Team	CONFERENCE W	L	T	Pct.	FULL SEASON W	L	T	Pct.
Emporia St.#	15	1	0	.938	62	7	0	.899
Mo. Western St.	13	3	0	.813	40	20	0	.667
Northwest Mo. St.	12	4	0	.750	40	15	0	.727
Washburn	11	5	0	.688	36	21	0	.632
Truman	7	9	0	.438	30	23	0	.566
Central Mo.	7	9	0	.438	32	25	0	.561
Pittsburg St.	4	12	0	.250	22	22	0	.500
Mo. Southern St.	2	14	0	.125	17	23	0	.425
Southwest Baptist	1	15	0	.063	17	32	0	.347

NEW YORK COLLEGIATE ATHLETIC CONFERENCE

Team	CONFERENCE W	L	T	Pct.	FULL SEASON W	L	T	Pct.
C.W. Post#	18	0	0	1.000	42	10	0	.808
Adelphi	13	5	0	.722	31	16	0	.660
Queens (N.Y.)	12	6	0	.667	27	20	0	.574
New Haven	11	7	0	.611	18	24	1	.430
Dowling	10	8	0	.556	28	29	0	.491
St. Thomas Aquinas	10	8	0	.556	18	22	0	.450
Bridgeport	7	11	0	.389	21	21	0	.500
NYIT	5	13	0	.278	12	21	0	.364
Molloy	3	15	0	.167	12	32	0	.273
Concordia (N.Y.)	1	17	0	.056	2	25	0	.074

NORTH CENTRAL CONFERENCE

Team	CONFERENCE W	L	T	Pct.	FULL SEASON W	L	T	Pct.
Neb.-Omaha	11	1	0	.917	47	13	0	.783
Augustana (S.D.)#	9	3	0	.750	31	21	0	.596
St. Cloud St.	8	4	0	.667	33	24	0	.579
Minn. St. Mankato	7	5	0	.583	30	27	0	.526
Minn. Duluth	3	9	0	.250	25	20	0	.556
North Dakota	2	10	0	.167	17	25	0	.405
South Dakota	2	10	0	.167	17	32	0	.347

NORTHEAST-10 CONFERENCE

Team	CONFERENCE W	L	T	Pct.	FULL SEASON W	L	T	Pct.
Bryant#	23	5	0	.821	29	18	0	.617
Mass.-Lowell	21	7	0	.750	34	22	0	.607
Southern N.H.	20	8	0	.714	23	22	0	.511
Le Moyne	19	9	0	.679	32	21	0	.604
Assumption	19	9	0	.679	30	20	0	.600
Southern Conn. St.	15	11	2	.571	24	24	3	.500
Stonehill	14	13	1	.518	21	18	1	.538
American Int'l	14	13	1	.518	17	28	1	.380
Merrimack	13	13	0	.500	17	27	0	.386
St. Michael's	12	16	0	.429	18	24	0	.429
Pace	11	16	1	.411	19	28	1	.406
St. Rose	9	19	0	.321	10	30	0	.250
St. Anselm	7	21	0	.250	14	28	0	.333
Franklin Pierce	5	20	1	.212	12	27	1	.313
Bentley	3	25	0	.107	6	37	0	.140

NORTHERN SUN INTERCOLLEGIATE CONFERENCE

Team	CONFERENCE W	L	T	Pct.	FULL SEASON W	L	T	Pct.
Southwest Minn. St.	14	0	0	1.000	41	12	0	.774
Winona St.	12	2	0	.857	41	15	0	.732
Concordia-St. Paul#	10	4	0	.714	44	17	0	.721
Minn. St. Moorhead	7	7	0	.500	29	24	0	.547
Wayne St. (Neb.)	6	8	0	.429	10	34	0	.227
Bemidji St.	3	11	0	.214	16	22	0	.421
Northern St.	3	11	0	.214	17	34	0	.333
Minn.-Crookston	1	13	0	.071	4	37	0	.098

PACIFIC WEST CONFERENCE

Team	CONFERENCE W	L	T	Pct.	FULL SEASON W	L	T	Pct.
Hawaii-Hilo	10	2	0	.833	29	17	0	.630
Hawaii Pacific	9	3	0	.750	27	20	0	.574
Chaminade	6	12	0	.333	11	32	0	.256
BYU-Hawaii	0	10	0	.000	10	28	0	.263

PEACH BELT ATHLETIC CONFERENCE

Team	CONFERENCE W	L	T	Pct.	FULL SEASON W	L	T	Pct.
Columbus St.#	15	3	0	.833	39	14	0	.736
GC&SU	14	4	0	.778	45	13	0	.776
Augusta St.	12	6	0	.667	29	17	0	.630
S.C. Upstate	11	7	0	.611	41	18	1	.692
Armstrong Atlantic	11	7	0	.611	40	27	0	.597
Francis Marion	7	9	0	.438	27	16	0	.628
S.C.-Aiken	5	13	0	.278	25	18	0	.581
Lander	4	14	0	.222	27	28	1	.491
UNC Pembroke	3	15	0	.167	23	32	0	.418

PENNSYLVANIA STATE ATHLETIC CONFERENCE

Team	CONFERENCE W	L	T	Pct.	FULL SEASON W	L	T	Pct.
Eastern Division								
Bloomsburg	18	6	0	.750	38	17	0	.691
Shippensburg	17	7	0	.708	42	20	0	.677
Kutztown	16	8	0	.667	32	19	0	.627
Millersville	12	12	0	.500	30	21	0	.588
East Stroudsburg	10	14	0	.417	27	27	0	.500
Mansfield	7	17	0	.292	21	22	0	.488
West Chester	4	20	0	.167	21	27	0	.438
Western Division								
Lock Haven#	20	0	0	1.000	56	4	0	.933
California (Pa.)	13	7	0	.650	26	17	0	.605
Indiana (Pa.)	12	8	0	.600	21	20	0	.512
Edinboro	8	12	0	.400	15	23	0	.395
Slippery Rock	6	14	0	.300	20	24	0	.455
Clarion	1	19	0	.050	1	32	0	.030

ROCKY MOUNTAIN ATHLETIC CONFERENCE

Team	CONFERENCE W	L	T	Pct.	FULL SEASON W	L	T	Pct.
Regis (Colo.) #	34	2	0	.944	48	15	0	.762
Colorado St.-Pueblo	24	12	0	.667	29	20	0	.592
Neb.-Kearney	22	13	0	.629	29	20	0	.592
UC-Colo. Spgs.	22	14	0	.611	36	16	0	.692
Mesa St.	21	15	0	.583	21	22	0	.488
Adams St.	14	21	0	.400	17	36	0	.321
Fort Lewis	14	22	0	.389	25	25	0	.500
Fort Hays St.	13	23	0	.361	18	34	0	.346
Colorado Mines	10	26	0	.278	14	26	0	.350
N.M. Highlands	5	31	0	.139	6	38	0	.136

SOUTH ATLANTIC CONFERENCE

Team	CONFERENCE W	L	T	Pct.	FULL SEASON W	L	T	Pct.
Lenoir-Rhyne	12	2	0	.857	52	12	0	.813
Wingate#	11	3	0	.786	47	11	0	.810
Carson-Newman	10	4	0	.714	40	15	0	.727
Catawba	9	5	0	.643	28	23	0	.549
Presbyterian	6	8	0	.429	25	33	0	.431

#Won conference postseason tournament.

Team	CONFERENCE W	L	T	Pct.	FULL SEASON W	L	T	Pct.
Newberry	4	10	0	.286	22	34	1	.395
Mars Hill	3	11	0	.214	22	37	0	.373
Tusculum	1	13	0	.071	18	32	0	.360

SOUTHERN INTERCOLLEGIATE ATHLETIC CONFERENCE

Team	CONFERENCE W	L	T	Pct.	FULL SEASON W	L	T	Pct.
Eastern Division								
Benedict	10	2	0	.833	20	19	0	.513
Albany St. (Ga.)	12	4	0	.750	26	35	0	.426
Fort Valley St.	9	5	0	.643	26	20	0	.565
Clark Atlanta	5	11	0	.313	18	33	0	.353
Paine	0	14	0	.000	8	23	0	.258
Western Division								
Miles	18	2	0	.900	24	16	0	.600
Kentucky St.#	16	2	0	.889	25	9	0	.735
Stillman	16	4	0	.800	25	13	0	.658
Tuskegee	8	15	0	.348	9	23	0	.281
LeMoyne-Owen	4	17	0	.190	5	21	0	.192
Lane	0	22	0	.000	0	25	0	.000

#Won conference postseason tournament.

SUNSHINE STATE CONFERENCE

Team	CONFERENCE W	L	T	Pct.	FULL SEASON W	L	T	Pct.
Fla. Southern#	20	4	0	.833	55	8	0	.873
Barry	18	6	0	.750	39	13	0	.750
St. Leo	16	8	0	.667	37	20	0	.649
Florida Tech	15	9	0	.625	31	16	0	.660
Rollins	14	10	0	.583	45	16	0	.738
Nova Southeastern	8	16	0	.333	22	28	0	.440
Lynn	7	17	0	.292	24	26	0	.480
Tampa	6	18	0	.250	19	31	0	.380
Eckerd	4	20	0	.167	15	39	0	.278

WEST VIRGINIA INTERCOLLEGIATE ATHLETIC CONFERENCE

Team	CONFERENCE W	L	T	Pct.	FULL SEASON W	L	T	Pct.
Alderson-Broaddus	21	5	0	.808	38	17	0	.691
West Va. Wesleyan#	19	5	0	.792	44	24	0	.647
West Virginia St.	22	6	0	.786	41	20	1	.669
Fairmont St.	19	7	0	.731	31	22	0	.585
West Liberty St.	20	8	0	.714	36	32	0	.529
Charleston (W.V.)	17	9	0	.654	29	21	0	.580
Bluefield St.	12	10	0	.545	30	27	0	.526
Shepherd	12	10	0	.545	25	27	0	.481
Salem Int'l	9	11	0	.450	12	40	0	.231
Wheeling Jesuit	12	16	0	.429	17	33	0	.340
Davis & Elkins	7	19	0	.269	13	23	0	.361
Glenville St.	7	19	0	.269	12	30	0	.286
Concord	4	16	0	.200	11	30	0	.268
Ohio Valley	3	23	0	.115	8	35	0	.186
West Va. Tech	0	20	0	.000	0	22	0	.000

INDEPENDENTS

Team	FULL SEASON W	L	T	Pct.
Columbia Union	2	16	0	.111
Fla. Gulf Coast	58	9	0	.866
Grand Canyon	26	29	0	.473
North Greenville	4	20	1	.180
Oakland City	10	27	0	.270
Texas Lutheran	17	19	0	.472
Tiffin	57	11	0	.838

2006 Division III Conference Standings

ALLEGHENY MOUNTAIN COLLEGIATE CONFERENCE

Team	CONFERENCE W	L	T	Pct.	FULL SEASON W	L	T	Pct.
Penn St.-Behrend#	16	2	0	.889	34	10	0	.773
Pitt.-Bradford	16	2	0	.889	35	9	0	.795
Lake Erie	14	4	0	.778	26	16	1	.616
Frostburg St.	13	5	0	.722	24	18	0	.571
La Roche	8	10	0	.444	20	15	0	.571
Medaille	7	11	0	.389	18	25	0	.419
Penn St.-Altoona	5	13	0	.278	7	15	0	.318
Pitt.-Greensburg	4	14	0	.222	5	27	0	.156
Hilbert	4	12	0	.250	8	23	0	.258
Mount Aloysius	1	13	0	.071	4	16	0	.200

AMERICAN SOUTHWEST CONFERENCE

Team	CONFERENCE W	L	T	Pct.	FULL SEASON W	L	T	Pct.
East Division								
Louisiana Col.	21	3	0	.875	38	9	0	.809
Texas-Tyler	15	7	0	.682	26	10	0	.722
East Tex. Baptist	16	8	0	.667	27	15	0	.643
Mississippi Col.	12	10	0	.545	24	16	0	.600
Texas-Dallas	11	11	0	.500	20	16	0	.556
Ozarks (Ark.)	3	19	0	.136	14	23	0	.378
LeTourneau	2	22	0	.083	5	33	0	.132
West Division								
Hardin-Simmons#	19	5	0	.792	30	12	0	.714
Mary Hardin-Baylor	18	6	0	.750	22	16	0	.579
Howard Payne	16	8	0	.667	18	18	0	.500
Texas Lutheran	13	11	0	.542	17	19	0	.472
Concordia-Austin	12	12	0	.500	14	23	0	.378
Schreiner	4	20	0	.167	8	30	0	.211
Sul Ross St.	2	22	0	.083	4	32	0	.111

ATLANTIC WOMEN'S COLLEGES CONFERENCE

Team	CONFERENCE W	L	T	Pct.	FULL SEASON W	L	T	Pct.
Hood#	11	1	0	.917	27	14	0	.659
Mary Baldwin	11	1	0	.917	20	22	0	.476
Trinity (D.C.)	7	5	0	.583	12	17	0	.414
Chestnut Hill	6	6	0	.500	7	23	0	.233
Wilson	4	8	0	.333	10	13	0	.435
Chatham	3	9	0	.250	3	9	0	.250
Wells	0	12	0	.000	0	26	0	.000

CAPITAL ATHLETIC CONFERENCE

Team	CONFERENCE W	L	T	Pct.	FULL SEASON W	L	T	Pct.
Salisbury#	7	1	0	.875	33	8	0	.805
Mary Washington	6	2	0	.750	27	15	0	.643
York (Pa.)	4	4	0	.500	20	13	0	.606
Catholic	3	5	0	.375	21	16	0	.568
Gallaudet	0	8	0	.000	12	19	0	.387

CENTENNIAL CONFERENCE

Team	CONFERENCE W	L	T	Pct.	FULL SEASON W	L	T	Pct.
Haverford#	14	2	0	.875	26	17	0	.605
Ursinus	13	3	0	.813	30	8	0	.789
Swarthmore	9	7	0	.563	23	17	0	.575
Gettysburg	8	8	0	.500	24	13	0	.649
McDaniel	8	8	0	.500	21	21	0	.500
Muhlenberg	8	8	0	.500	17	21	0	.447
Washington (Md.)	6	10	0	.375	16	22	0	.421
Dickinson	5	11	0	.313	16	24	0	.400
Frank. & Marsh.	1	15	0	.063	5	32	0	.135

CITY UNIVERSITY OF NEW YORK ATHLETIC CONFERENCE

Team	CONFERENCE W	L	T	Pct.	FULL SEASON W	L	T	Pct.
East Division								
Brooklyn	5	4	0	.556	15	12	0	.556
York (N.Y.)	1	8	0	.111	4	9	0	.308
City Tech	1	8	0	.111	5	12	0	.294
West Division								
Hunter#	11	0	0	1.000	20	18	0	.526
Staten Island	9	2	0	.818	21	20	0	.512
Baruch	7	4	0	.636	13	21	0	.382
Lehman	4	7	0	.364	10	20	0	.333
John Jay	3	8	0	.273	3	33	0	.083

COLLEGE CONFERENCE OF ILLINOIS & WISCONSIN

Team	CONFERENCE W	L	T	Pct.	FULL SEASON W	L	T	Pct.
Augustana (Ill.)#	13	1	0	.929	33	10	0	.767
Ill. Wesleyan	12	2	0	.857	32	12	0	.727
Millikin	8	6	0	.571	24	17	0	.585
North Central (Ill.)	7	7	0	.500	26	16	0	.619
Wheaton (Ill.)	6	8	0	.429	20	19	0	.513
Elmhurst	6	8	0	.429	19	19	0	.500
Carthage	3	11	0	.214	14	22	0	.389
North Park	1	13	0	.071	16	24	0	.400

COMMONWEALTH COAST CONFERENCE

Team	CONFERENCE W	L	T	Pct.	FULL SEASON W	L	T	Pct.
Endicott#	20	2	0	.909	28	13	0	.683
New England Col.	18	4	0	.818	24	17	0	.585
Curry	15	7	0	.682	26	19	0	.578
New England	13	9	0	.591	18	13	0	.581
Nichols	12	10	0	.545	21	18	0	.538
Roger Williams	12	10	0	.545	23	20	1	.534
Gordon	10	12	0	.455	13	23	0	.361
Anna Maria	9	13	0	.409	11	24	0	.314
Regis (Mass.)	8	14	0	.364	13	26	0	.333
Salve Regina	7	15	0	.318	9	28	0	.243
Eastern Nazarene	4	18	0	.182	8	24	0	.250
Wentworth Inst.	4	18	0	.182	5	19	0	.208

EMPIRE 8

Team	CONFERENCE W	L	T	Pct.	FULL SEASON W	L	T	Pct.
Ithaca#	12	0	0	1.000	40	7	0	.851
Utica	8	4	0	.667	31	11	0	.738
St. John Fisher	8	4	0	.667	33	12	0	.733
Alfred	5	7	0	.417	10	22	0	.313
Rochester Inst.	4	8	0	.333	16	24	0	.400
Hartwick	4	8	0	.333	12	20	0	.375
Elmira	1	11	0	.083	10	14	0	.417

GREAT NORTHEAST ATHLETIC CONFERENCE

Team	CONFERENCE W	L	T	Pct.	FULL SEASON W	L	T	Pct.
Western New Eng.#	23	1	0	.958	37	10	0	.787
Emerson	22	2	0	.917	34	7	0	.829
Suffolk	21	3	0	.875	32	10	0	.762
Pine Manor	15	9	0	.625	24	21	0	.533
Norwich	14	10	0	.583	17	20	0	.459
Emmanuel (Mass.)	14	10	0	.583	13	25	0	.342
Simmons	12	12	0	.500	19	19	0	.500
Albertus Magnus	10	14	0	.417	14	14	0	.500
Johnson & Wales (R.I.)	8	16	0	.333	10	26	0	.278

#Won conference postseason tournament.

Team	CONFERENCE W	L	T	Pct.	FULL SEASON W	L	T	Pct.
Rivier	6	16	0	.273	6	16	0	.273
St. Joseph (Conn.)	6	18	0	.250	6	19	0	.240
Daniel Webster	2	22	0	.083	2	22	0	.083
Southern Vt.	1	23	0	.042	1	23	0	.042

GREAT SOUTH ATHLETIC CONFERENCE

Team	CONFERENCE W	L	T	Pct.	FULL SEASON W	L	T	Pct.
Piedmont	14	0	0	1.000	33	11	0	.750
Huntingdon#	10	4	0	.714	21	16	0	.568
LaGrange	12	2	0	.857	32	11	0	.744
Maryville (Tenn.)	6	6	0	.500	21	23	0	.477
Agnes Scott	6	8	0	.429	13	21	0	.382
Wesleyan (Ga.)	2	10	0	.167	6	27	0	.182
Spelman	2	12	0	.143	3	18	0	.143
Fisk	0	10	0	.000	0	12	0	.000

HEARTLAND COLLEGIATE ATHLETIC CONFERENCE

Team	CONFERENCE W	L	T	Pct.	FULL SEASON W	L	T	Pct.
Transylvania#	12	2	0	.857	32	12	0	.727
Anderson (Ind.)	11	3	0	.786	25	14	0	.641
Defiance	10	4	0	.714	29	15	0	.659
Mt. St. Joseph	7	7	0	.500	17	24	0	.415
Bluffton	7	7	0	.500	15	23	0	.395
Manchester	6	8	0	.429	16	21	0	.432
Franklin	3	11	0	.214	10	22	0	.313
Hanover	0	14	0	.000	0	20	0	.000

IOWA INTERCOLLEGIATE ATHLETIC CONFERENCE

Team	CONFERENCE W	L	T	Pct.	FULL SEASON W	L	T	Pct.
Wartburg#	14	2	0	.875	40	7	0	.851
Coe	13	3	0	.813	41	13	0	.759
Central (Iowa)	12	4	0	.750	33	13	0	.717
Simpson	11	5	0	.688	29	14	0	.674
Luther	9	7	0	.563	29	12	0	.707
Buena Vista	7	9	0	.438	14	20	0	.412
Loras	4	12	0	.250	15	23	0	.395
Cornell College	1	15	0	.063	7	24	0	.226
Dubuque	1	15	0	.063	8	32	0	.200

LAKE MICHIGAN CONFERENCE

Team	CONFERENCE W	L	T	Pct.	FULL SEASON W	L	T	Pct.
Edgewood	16	0	0	1.000	30	13	0	.698
Lakeland	12	4	0	.750	18	21	0	.462
Concordia (Wis.)#	10	6	0	.625	21	23	0	.477
Marian (Wis.)	9	7	0	.563	19	25	0	.432
Wis. Lutheran	8	8	0	.500	15	22	0	.405
Milwaukee Engr.	7	9	0	.438	9	30	0	.231
Maranatha Baptist	4	12	0	.250	7	28	0	.200
Alverno	3	13	0	.188	3	32	0	.086
Dominican (Ill.)	3	13	0	.188	3	34	0	.081

LIBERTY LEAGUE

Team	CONFERENCE W	L	T	Pct.	FULL SEASON W	L	T	Pct.
Rensselaer	7	1	0	.875	35	6	0	.854
Rochester	6	2	0	.750	24	19	2	.556
Union (N.Y.)	5	3	0	.625	32	7	0	.821
St. Lawrence	2	6	0	.250	9	23	0	.281
Skidmore	0	8	0	.000	11	27	0	.289

The conference did not conduct a postseason tournament.

LITTLE EAST CONFERENCE

Team	CONFERENCE W	L	T	Pct.	FULL SEASON W	L	T	Pct.
Rhode Island Col.#	11	2	1	.821	35	8	1	.807
Keene St.	11	3	0	.786	21	19	0	.525
Western Conn. St.	9	5	0	.643	26	14	0	.650
Southern Me.	9	5	0	.643	28	18	0	.609
Eastern Conn. St.	8	6	0	.571	23	21	0	.523
Plymouth St.	4	9	1	.321	16	13	1	.550
Mass.-Dartmouth	3	11	0	.214	8	25	0	.242
Mass.-Boston	0	14	0	.000	12	25	1	.329

MASSACHUSETTS STATE COLLEGE ATHLETIC CONFERENCE

Team	CONFERENCE W	L	T	Pct.	FULL SEASON W	L	T	Pct.
Bridgewater St.#	14	0	0	1.000	26	21	0	.553
Westfield St.	11	3	0	.786	14	24	0	.368
Fitchburg St.	10	4	0	.714	18	20	0	.474
Framingham St.	8	6	0	.571	21	22	0	.488
Worcester St.	7	7	0	.500	11	19	0	.367
Mass. Liberal Arts	4	10	0	.286	9	27	0	.250
Salem St.	2	12	0	.143	6	28	0	.176
Mass. Maritime	0	14	0	.000	2	21	0	.087

MICHIGAN INTERCOLLEGIATE ATHLETIC ASSOCIATION

Team	CONFERENCE W	L	T	Pct.	FULL SEASON W	L	T	Pct.
Hope#	15	1	0	.938	32	14	0	.696
Alma	12	4	0	.750	26	13	0	.667
St. Mary's (Ind.)	11	5	0	.688	28	13	0	.683
Olivet	10	6	0	.625	24	12	0	.667
Albion	8	8	0	.500	20	20	0	.500
Tri-State	7	9	0	.438	19	21	0	.475
Calvin	5	11	0	.313	13	21	0	.382
Adrian	3	13	0	.188	12	24	0	.333
Kalamazoo	1	15	0	.063	6	26	0	.188

MIDDLE ATLANTIC CORPORATION

Team	CONFERENCE W	L	T	Pct.	FULL SEASON W	L	T	Pct.
Commonwealth Conference								
Moravian#	13	1	0	.929	37	9	0	.804
Lebanon Valley	10	4	0	.714	29	12	0	.707
Albright	10	4	0	.714	14	23	0	.378
Susquehanna	8	6	0	.571	22	12	0	.647
Messiah	6	8	0	.429	22	18	0	.550
Widener	4	10	0	.286	19	17	0	.528
Juniata	3	11	0	.214	10	28	0	.263
Elizabethtown	2	12	0	.143	8	25	0	.242
Freedom Conference								
King's (Pa.)	12	2	0	.857	38	9	0	.809
Wilkes#	12	2	0	.857	26	15	0	.634
Lycoming	9	5	0	.643	12	13	0	.480
FDU-Florham	6	8	0	.429	21	17	0	.553
DeSales	5	9	0	.357	12	21	0	.364
Drew	5	9	0	.357	11	23	0	.324
Delaware Valley	4	10	0	.286	15	20	0	.429
Scranton	3	11	0	.214	12	22	0	.353

MIDWEST CONFERENCE

Team	CONFERENCE W	L	T	Pct.	FULL SEASON W	L	T	Pct.
North Division								
Ripon	9	4	0	.692	17	16	0	.515
Lawrence	8	5	0	.615	17	16	0	.515
St. Norbert	7	6	0	.538	21	14	0	.600
Beloit	6	7	0	.462	16	18	0	.471
Carroll (Wis.)	4	9	0	.308	8	19	0	.296
South Division								
Lake Forest#	10	3	0	.769	24	15	0	.615
Grinnell	8	5	0	.615	23	15	0	.605
Monmouth (Ill.)	7	6	0	.538	13	20	0	.394
Illinois Col.	6	7	0	.462	12	21	0	.364
Knox	0	13	0	.000	3	29	0	.094

MINNESOTA INTERCOLLEGIATE ATHLETIC CONFERENCE

Team	CONFERENCE W	L	T	Pct.	FULL SEASON W	L	T	Pct.
St. Thomas (Minn.)#	21	1	0	.955	48	4	0	.923
Gust. Adolphus	19	3	0	.864	31	9	0	.775
St. Mary's (Minn.)	19	3	0	.864	25	15	1	.622
St. Catherine	12	10	0	.545	21	18	0	.538
St. Benedict	12	10	0	.545	15	21	0	.417
Concordia-M'head	10	12	0	.455	15	19	0	.441
Bethel (Minn.)	9	13	0	.409	20	20	0	.500
Augsburg	9	13	0	.409	16	22	0	.421
St. Olaf	8	14	0	.364	14	24	0	.368
Hamline	7	15	0	.318	19	21	0	.475
Carleton	5	17	0	.227	11	25	0	.306
Macalester	1	21	0	.045	3	33	0	.083

NEW ENGLAND SMALL COLLEGE ATHLETIC CONFERENCE

Team	CONFERENCE W	L	T	Pct.	FULL SEASON W	L	T	Pct.
East								
Tufts	7	1	0	.875	28	16	0	.636
Trinity (Conn.)	4	4	0	.500	23	10	0	.697
Bates	4	4	0	.500	16	16	0	.500
Bowdoin	3	5	0	.375	16	22	0	.421
Colby	2	6	0	.250	11	20	0	.355
West								
Williams#	8	0	0	1.000	30	10	0	.750
Middlebury	5	3	0	.625	15	9	0	.625
Amherst	5	3	0	.625	18	12	0	.600
Wesleyan (Conn.)	1	7	0	.125	13	21	0	.382
Hamilton	1	7	0	.125	5	25	0	.167

NEW ENGLAND WOMEN'S AND MEN'S ATHLETIC CONFERENCE

Team	CONFERENCE W	L	T	Pct.	FULL SEASON W	L	T	Pct.
Babson#	13	3	0	.813	35	12	0	.745
Wellesley	9	7	0	.563	22	11	0	.667
Wheaton (Mass.)	9	7	0	.563	24	15	0	.615
Smith	9	7	0	.563	20	16	0	.556
Springfield	9	7	0	.563	25	20	0	.556
Coast Guard	9	7	0	.563	20	21	0	.488
WPI	7	9	0	.438	23	14	1	.618
Clark (Mass.)	5	11	0	.313	10	20	0	.333
MIT	2	14	0	.125	4	22	0	.154

NEW JERSEY ATHLETIC CONFERENCE

Team	CONFERENCE W	L	T	Pct.	FULL SEASON W	L	T	Pct.
Rutgers-Camden#	18	0	0	1.000	47	5	0	.904
Rowan	15	3	0	.833	41	7	0	.854
Ramapo	12	6	0	.667	36	13	0	.735
Wm. Paterson	12	6	0	.667	29	11	0	.725
Montclair St.	9	9	0	.500	33	13	0	.717
TCNJ	8	10	0	.444	25	16	0	.610
Kean	7	11	0	.389	22	22	0	.500
Richard Stockton	6	12	0	.333	23	20	0	.535
Rutgers-Newark	3	15	0	.167	18	22	0	.450
New Jersey City	0	18	0	.000	9	28	0	.243

NORTH COAST ATHLETIC CONFERENCE

Team	CONFERENCE W	L	T	Pct.	FULL SEASON W	L	T	Pct.
Denison#	11	3	0	.786	33	13	0	.717
Kenyon	10	4	0	.714	18	19	0	.486
Ohio Wesleyan	8	6	0	.571	23	19	0	.548
Wittenberg	8	6	0	.571	21	18	0	.538
Allegheny	8	6	0	.571	19	21	0	.475
Wooster	5	9	0	.357	14	25	1	.363
Hiram	5	9	0	.357	10	27	1	.276
Oberlin	1	13	0	.071	3	26	0	.103

NORTH ATLANTIC CONFERENCE

Team	CONFERENCE W	L	T	Pct.	FULL SEASON W	L	T	Pct.
East								
Me.-Farmington	7	3	0	.700	21	11	0	.656
Lasell	7	3	0	.700	23	17	0	.575
Thomas (Me.)	6	4	0	.600	21	21	0	.500
Lesley	5	5	0	.500	16	17	0	.485
Husson	5	5	0	.500	11	24	0	.314
Maine Maritime	0	10	0	.000	3	15	0	.167
West								
Elms#	12	0	0	1.000	27	10	0	.730
Castleton St.	9	3	0	.750	17	17	0	.500
Mount Ida	8	4	0	.667	13	26	0	.333
Johnson St.	5	7	0	.417	7	15	0	.318
Becker	5	7	0	.417	7	18	0	.280
Wheelock	2	10	0	.167	6	23	0	.207
Bay Path	1	11	0	.083	5	24	0	.172

NORTH EASTERN ATHLETIC CONFERENCE

Team	CONFERENCE W	L	T	Pct.	FULL SEASON W	L	T	Pct.
Baptist Bible (Pa.)#	19	4	0	.826	25	19	0	.568
D'Youville	14	4	0	.778	25	13	0	.658

#Won conference postseason tournament.

Team	CONFERENCE W	L	T	Pct.	FULL SEASON W	L	T	Pct.
Keuka	14	8	0	.636	19	9	0	.679
Penn St.-Berks	12	8	0	.600	14	12	0	.538
Cazenovia	12	9	0	.571	17	22	0	.436
Villa Julie	12	10	0	.545	16	26	0	.381
Purchase St.	7	9	0	.438	8	13	0	.381
Polytechnic (N.Y.)	5	11	0	.313	16	18	0	.471
Keystone	1	17	0	.056	3	32	0	.086
Phila. Biblical	1	17	0	.056	2	32	0	.059

NORTHERN ILLINOIS-IOWA CONFERENCE

Team	CONFERENCE W	L	T	Pct.	FULL SEASON W	L	T	Pct.
Aurora#	8	2	0	.800	36	9	0	.800
Rockford	6	4	0	.600	28	11	0	.718
Clarke	6	4	0	.600	20	16	0	.556
Eureka	5	5	0	.500	17	17	0	.500
Benedictine (Ill.)	4	6	0	.400	20	22	0	.476
Concordia (Ill.)	1	9	0	.100	9	24	0	.273

NORTHWEST CONFERENCE OF INDEPENDENT COLLEGES

Team	CONFERENCE W	L	T	Pct.	FULL SEASON W	L	T	Pct.
Linfield	22	6	0	.786	37	11	0	.771
Whitworth	21	7	0	.750	26	14	0	.650
Pacific Lutheran	17	10	0	.630	24	15	0	.615
Willamette	16	11	0	.593	20	17	0	.541
Pacific (Ore.)	15	11	1	.574	23	15	1	.603
Puget Sound	14	12	1	.537	24	14	1	.628
Lewis & Clark	4	24	0	.143	4	31	0	.114
George Fox	0	28	0	.000	1	33	0	.029

OHIO ATHLETIC CONFERENCE

Team	CONFERENCE W	L	T	Pct.	FULL SEASON W	L	T	Pct.
Muskingum#	16	2	0	.889	39	4	0	.907
Marietta	12	6	0	.667	33	11	0	.750
Mount Union	12	6	0	.667	29	10	0	.744
Otterbein	11	7	0	.611	20	18	0	.526
Ohio Northern	9	9	0	.500	16	18	0	.471
Capital	8	10	0	.444	21	18	1	.538
Baldwin-Wallace	8	10	0	.444	19	18	0	.514
John Carroll	5	13	0	.278	19	21	0	.475
Heidelberg	5	13	0	.278	15	25	0	.375
Wilmington (Ohio)	4	14	0	.222	6	31	0	.162

OLD DOMINION ATHLETIC CONFERENCE

Team	CONFERENCE W	L	T	Pct.	FULL SEASON W	L	T	Pct.
Bridgewater (Va.)	15	3	0	.833	34	9	0	.791
Roanoke#	14	4	0	.778	38	7	0	.844
Va. Wesleyan	13	5	0	.722	27	14	0	.659
Lynchburg	12	6	0	.667	30	15	0	.667
Emory & Henry	12	6	0	.667	18	23	1	.440
East. Mennonite	10	8	0	.556	23	18	0	.561
Randolph-Macon	5	13	0	.278	17	17	0	.500
Guilford	5	13	0	.278	9	31	0	.225
Sweet Briar	3	15	0	.167	3	17	0	.150
Rand.-Macon Woman's	1	17	0	.056	5	26	0	.161

PENNSYLVANIA ATHLETIC CONFERENCE

Team	CONFERENCE W	L	T	Pct.	FULL SEASON W	L	T	Pct.
Misericordia	19	3	0	.864	27	12	0	.692
Arcadia	18	4	0	.818	31	7	0	.816
Neumann#	18	4	0	.818	25	9	0	.735
Cabrini	16	6	0	.727	18	19	0	.486
Alvernia	13	9	0	.591	19	19	0	.500
Cedar Crest	11	11	0	.500	17	14	0	.548
Marywood	10	12	0	.455	20	18	0	.526
Eastern	10	12	0	.455	14	22	0	.389
Wesley	9	13	0	.409	12	28	0	.300
Immaculata	5	17	0	.227	7	21	0	.250
Gwynedd-Mercy	3	19	0	.136	7	32	0	.179
Rosemont	0	22	0	.000	1	26	0	.037

PRESIDENTS' ATHLETIC CONFERENCE

Team	CONFERENCE W	L	T	Pct.	FULL SEASON W	L	T	Pct.
Thomas More	10	2	0	.833	25	13	1	.654
Westminster (Pa.)	9	3	0	.750	22	16	0	.579
Wash. & Jeff.#	8	4	0	.667	22	15	0	.595
Waynesburg	7	5	0	.583	14	16	0	.467
Bethany (W.V.)	4	8	0	.333	14	24	0	.368
Grove City	3	8	0	.273	11	15	1	.426
Thiel	0	11	0	.000	3	34	0	.081

ST. LOUIS INTERCOLLEGIATE ATHLETIC CONFERENCE

Team	CONFERENCE W	L	T	Pct.	FULL SEASON W	L	T	Pct.
Fontbonne#	11	1	0	.917	34	11	0	.756
Maryville (Mo.)	9	3	0	.750	25	18	0	.581
Webster	7	5	0	.583	22	19	0	.537
Greenville	7	5	0	.583	16	19	0	.457
Westminster (Mo.)	3	7	0	.300	11	19	0	.367
Blackburn	3	9	0	.250	10	29	0	.256
MacMurray	0	10	0	.000	3	27	0	.100

SKYLINE ATHLETIC CONFERENCE

Team	CONFERENCE W	L	T	Pct.	FULL SEASON W	L	T	Pct.
Manhattanville	15	0	0	1.000	29	15	0	.659
Merchant Marine	14	2	0	.875	17	24	0	.415
St. Joseph's (L.I.)#	11	4	0	.733	23	11	0	.676
Centenary (N.J.)	8	8	0	.500	13	22	0	.371
Mt. St. Mary (N.Y.)	7	9	0	.438	13	21	0	.382
Old Westbury	5	11	0	.313	14	16	0	.467
Farmingdale	4	10	0	.286	7	15	0	.318
Mt. St. Vincent	4	12	0	.250	15	24	0	.385
Maritime (N.Y.)	1	13	0	.071	2	18	0	.100

SOUTHERN CALIFORNIA INTERCOLLEGIATE ATHLETIC CONFERENCE

Team	CONFERENCE W	L	T	Pct.	FULL SEASON W	L	T	Pct.
Redlands#	21	3	0	.875	29	11	0	.725
La Verne	20	4	0	.833	30	10	0	.750
Claremont-M-S	17	7	0	.708	24	12	0	.667
Cal Lutheran	11	13	0	.458	16	18	0	.471
Pomona-Pitzer	6	18	0	.250	11	23	0	.324
Occidental	6	18	0	.250	10	28	0	.263
Whittier	3	21	0	.125	5	35	0	.125

SOUTHERN COLLEGIATE ATHLETIC CONFERENCE

Team	CONFERENCE W	L	T	Pct.	FULL SEASON W	L	T	Pct.
Eastern Division								
DePauw	12	0	0	1.000	31	10	0	.756
Centre	8	4	0	.667	19	18	0	.514
Rose-Hulman	4	8	0	.333	13	29	0	.310
Sewanee	0	12	0	.000	2	18	0	.100
Western Division								
Trinity (Tex.)#	12	0	0	1.000	29	14	0	.674
Hendrix	6	6	0	.500	30	14	0	.682
Millsaps	6	6	0	.500	12	28	0	.300
Rhodes	0	12	0	.000	3	25	0	.107

STATE UNIVERSITY OF NEW YORK ATHLETIC CONFERENCE

Team	CONFERENCE W	L	T	Pct.	FULL SEASON W	L	T	Pct.
Plattsburgh St.#	19	1	0	.950	40	9	0	.816
Cortland St.	18	2	0	.900	34	11	0	.756
Buffalo St.	15	5	0	.750	30	12	0	.714
Brockport St.	14	6	0	.700	26	14	0	.650
Geneseo St.	13	7	0	.650	22	17	0	.564
Oneonta St.	10	10	0	.500	19	21	0	.475
New Paltz St.	6	14	0	.300	18	20	0	.474
Oswego St.	6	14	0	.300	10	24	0	.294
Fredonia St.	5	14	1	.275	10	29	1	.263
Potsdam St.	2	17	1	.125	6	25	1	.203
Utica/Rome	1	19	0	.050	6	28	0	.176

UNIVERSITY ATHLETIC ASSOCIATION

Team	CONFERENCE W	L	T	Pct.	FULL SEASON W	L	T	Pct.
Washington-St. Louis#	8	0	0	1.000	37	7	0	.841
Emory	6	2	0	.750	36	11	0	.766
Rochester	4	4	0	.500	24	19	0	.558
Brandeis	2	6	0	.250	20	24	0	.455
Case Reserve	0	8	0	.000	22	24	1	.479

UPPER MIDWEST ATHLETIC CONFERENCE

Team	CONFERENCE W	L	T	Pct.	FULL SEASON W	L	T	Pct.
St. Scholastica#	14	0	0	1.000	37	9	0	.804
Northland	11	3	0	.786	22	22	0	.500
Northwestern (Minn.)	9	5	0	.643	14	27	0	.341
Minn.-Morris	7	7	0	.500	9	28	0	.243
Presentation	6	8	0	.429	8	24	0	.250
Martin Luther	4	10	0	.286	8	26	0	.235
Bethany Lutheran	3	11	0	.214	6	24	0	.200
Crown (Minn.)	2	12	0	.143	5	30	0	.143

USA SOUTH ATHLETIC CONFERENCE

Team	CONFERENCE W	L	T	Pct.	FULL SEASON W	L	T	Pct.
Methodist#	13	1	0	.929	39	8	0	.830
Greensboro	11	3	0	.786	29	15	0	.659
Ferrum	8	6	0	.571	23	21	0	.523
Chris. Newport	6	8	0	.429	23	17	0	.575
N.C. Wesleyan	6	8	0	.429	20	18	0	.526
Peace	5	9	0	.357	23	17	0	.575
Averett	4	10	0	.286	11	29	0	.275
Shenandoah	3	11	0	.214	15	28	0	.349

WISCONSIN INTERCOLLEGIATE ATHLETIC CONFERENCE

Team	CONFERENCE W	L	T	Pct.	FULL SEASON W	L	T	Pct.
Wis.-Eau Claire#	14	0	0	1.000	37	6	0	.860
Wis.-Oshkosh	10	4	0	.714	27	17	0	.614
Wis.-Superior	7	5	0	.583	22	16	0	.579
Wis.-Whitewater	8	8	0	.500	25	15	0	.625
Wis.-La Crosse	7	9	0	.438	19	21	0	.475
Wis.-Platteville	7	9	0	.438	14	24	0	.368
Wis.-Stevens Point	5	9	0	.357	24	16	1	.598
Wis.-River Falls	5	9	0	.357	22	19	1	.536
Wis.-Stout	3	13	0	.188	8	29	0	.216

INDEPENDENTS

Team	FULL SEASON W	L	T	Pct.
Cal St. East Bay	26	9	0	.743
Chapman	28	10	0	.737
Chowan	25	16	0	.610
Colorado Col.	16	22	0	.421
Dallas	14	14	0	.500
Menlo	7	27	0	.206
Meredith	4	11	0	.267
Neb. Wesleyan	20	18	0	.526
Newbury	0	22	0	.000
Russell Sage	5	35	0	.125
St. Joseph's (Me.)	24	17	0	.585

#Won conference postseason tournament.

Award Winners

Division I All-Americans By College 166
Division I All-America Teams (1984-06) 167
Division II All-Americans By College..... 168
Division II All-America Teams (1986-06) 170
Division III All-Americans By College..... 171
Division III All-America Teams (1982-06) 172
Other Honors 174

All-America Teams

Chosen by the National Fastpitch Coaches Association

Division I All-Americans by College

(First-Team Selections)

ALABAMA (4)
02—Ashley Courtney
01—Kelly Kretschman
00—Ginger Jones
Kelly Kretschman

ARIZONA (52)
06—Kristie Fox
Caitlin Lowe
05—Kristie Fox
Caitlin Lowe
04—Wendy Allen
Autumn Champion
Alicia Hollowell
Caitlin Lowe
03—Autumn Champion
Alicia Hollowell
Lovie Jung
02—Jennie Finch
Leneah Manuma
01—Lauren Bauer
Jennie Finch
Leneah Manuma
Toni Mascarenas
00—Jennie Finch
98—Lauren Bauer
Leah Braatz
Nancy Evans
Toni Mascarenas
Alison McCutcheon
Leticia Pineda
97—Leah Braatz
Nancy Evans
Alison McCutcheon
Leah O'Brien
Leticia Pineda
96—Jenny Dalton
Alison McCutcheon
Leticia Pineda
95—Leah Braatz
Amy Chellevold
Jenny Dalton
Carrie Dolan
Laura Espinoza
Leah O'Brien
94—Leah Braatz
Amy Chellevold
Jenny Dalton
Laura Espinoza
Leah O'Brien
Susie Parra
93—Jamie Heggen
Susie Parra
92—Debby Day
Jody Miller-Pruitt
91—Julie Standering
90—Vivian Holm
84—Karen Fellenz

ARIZONA ST. (7)
06—Katie Cochran
02—Phelan Wright
99—Erica Beach
97—Lisa Dacquisto
93—Lisa Dacquisto
92—Rachel Brown
86—Kathy Escarcega

BRIGHAM YOUNG (3)
03—Oli Keohohou
02—Oli Keohohou
01—Oli Keohohou

CALIFORNIA (10)
06—Haley Woods
05—Vicky Galindo
04—Vicky Galindo
01—Veronica Nelson
95—Gillian Boxx
93—Gillian Boxx
Michele Granger
92—Michele Granger
91—Michele Granger
90—Michele Granger

CAL POLY POMONA (5)
88—Alison Stowell
86—Alison Stowell
85—Rhonda Wheatley
84—Laura Myers
Rhonda Wheatley

CAL ST. FULLERTON (16)
03—Jenny Topping
02—Gina Oaks
Jenny Topping
01—Jenny Topping
92—Tiffany Boyd
91—Tiffany Boyd
89—Missy Coombes
Carey Hess
87—Connie Clark
Chenita Rogers
86—Susan LeFebvre
Chenita Rogers
85—JoAnn Ferrieri
Debbie Mygind
Terry Oberg
84—Sue Lewis

CAL ST. NORTHRIDGE (3)
96—Scia Maumausolo
93—Beth Calcante
Scia Maumausolo

CENTRAL MICH. (1)
91—Pam Stanley

COLORADO ST. (1)
97—Sarah Fredstrom

CREIGHTON (1)
88—Jody Schwartz

DEPAUL (3)
03—Lindsay Chouinard
99—Liza Brown
95—Missy Nowak

FLORIDA ST. (7)
06—Veronica Wootson
04—Jessica van der Linden
03—Jessica van der Linden
02—Brandi Stuart
99—Danielle Cox
96—Shamalene Wilson
93—Lisa Davidson

FRESNO ST. (24)
05—Jamie Southern
04—Christina Clark
Jamie Southern
02—Jamie Southern
00—Amanda Scott
99—Angela Cervantez
Amanda Scott
98—Laura Berg
Nina Lindenberg
Amanda Scott
97—Laura Berg
Amanda Scott
96—Nina Lindenberg
Lindsay Parker
95—Laura Berg
Robyn Yorke
94—Robyn Yorke
91—Terry Carpenter
Julie Smith
90—Martha Noffsinger
Julie Smith
89—Terry Carpenter
88—Melanie Parrent
87—Gena Strang

FURMAN (1)
93—Cathy Frohnheiser

GEORGIA (3)
05—Kim Wendland
04—Nicole Barber
Kim Wendland

GEORGIA TECH (1)
97—Laura Williams

HAWAII (2)
03—Stacey Porter
95—Brooke Wilkins

ILLINOIS (1)
06—Jenna Hall

ILL.-CHICAGO (1)
05—Cameron Astiazaran

INDIANA (2)
86—Karleen Moore
Amy Unterbrink

IOWA (4)
01—Kristi Hanks
97—Debbie Bilbao
91—Diane Pohl
90—Diane Pohl

KANSAS (5)
92—Camille Spitaleri
91—Camille Spitaleri
90—Camille Spitaleri
87—Sheila Connolly
86—Tracy Bunge

LA.-LAFAYETTE (12)
06—Danyele Gomez
04—Brooke Mitchell
00—Tiffany Clark
96—Cheryl Longeway
95—Cheryl Longeway
Kathy Morton
94—Stephanie DeFeo
Kyla Hall
Kathy Morton
93—Kyla Hall
92—Dorsey Steamer
90—Stefni Whitton

LA.-MONROE (1)
97—Sarah Dawson

LSU (5)
02—Britni Sneed
01—Britni Sneed
00—Ashlee Ducote
Stephanie Hastings
99—Ashlee Ducote

LOUISIANA TECH (4)
88—Debbie Nichols
86—Stacey Johnson
85—LeAnn Jarvis
84—LeAnn Jarvis

MASSACHUSETTS (1)
99—Danielle Henderson

MICHIGAN (13)
06—Jennie Ritter
05—Tiffany Haas
Jennie Ritter
01—Kelsey Kollen
98—Traci Conrad
Sara Griffin
97—Traci Conrad
96—Sara Griffin
95—Sara Griffin
Kelly Kovach
93—Patti Benedict
89—Jenny Allard
86—Alicia Seegret

MINNESOTA (2)
98—Shannon Beeler
96—Rachel Nelson

MISSISSIPPI ST. (6)
05—Courtney Bures
04—Iyhia McMichael
03—Iyhia McMichael
01—Kellie Wilkerson
00—Keri McCallum
Kellie Wilkerson

MISSOURI (1)
97—Barb Wright

NEBRASKA (5)
99—Jennifer Lizama
98—Ali Viola
Jenny Voss
96—Ali Viola
85—Denise Eckert

UNLV (4)
05—Marissa Nichols
95—Cyndi Parus
Kim Rondina
93—Cyndi Parus

NEW MEXICO (1)
86—Kathy Dyer

NICHOLLS ST. (2)
85—Karen Allen
84—Karen Allen

NORTH CAROLINA (2)
98—Brandy Arthur
96—Christine Kubin

NORTHERN ILL. (3)
89—Jill Justin
88—Jill Justin
87—Jill Justin

UNI (1)
02—Lindsay Wood

NORTHWESTERN (3)
05—Garland Cooper
85—Lisa Ishikawa
84—Lisa Ishikawa

OHIO ST. (1)
02—Anna Smith

OKLAHOMA (8)
06—Kristin Vesely
05—Heather Scaglione
04—Heather Scaglione
03—Leah Gulla
01—Kelli Braitsch
00—Ashli Barrett
Lisa Carey
99—Lynette Velazquez

OKLAHOMA ST. (9)
03—Lauren Bay
98—Jaime Foutch
93—Melanie Roche
92—Melanie Roche
89—Lisa Harvey
Shari Johnson
Michele Smith
88—Dee Brewer
Michele Smith

OREGON (2)
91—Julie Cavanaugh
89—Katie Wiese

OREGON ST. (3)
06—Cambria Miranda
05—Brianne McGowan
00—Tarrah Beyster

PACIFIC (2)
04—Gina Carbonatto
85—Becky Suttman

PURDUE (1)
03—Andrea Hillsey

SOUTH CAROLINA (9)
99—Kim Pietro
97—Trinity Johnson
92—Tiff Tootle
91—Tricia Popowski
90—Michelle Delloso
89—Michelle Delloso
Tricia Popowski
88—Karen Sanchelli
87—Karen Sanchelli

SOUTH FLA. (2)
92—Dawn Melfi
86—Leslie Kanter

SOUTHERN MISS. (3)
00—Courtney Blades
99—Amy Berman
Courtney Blades

STANFORD (7)
04—Dana Sorensen
02—Jessica Mendoza
01—Dana Sorensen
Sarah Beeson
Jessica Mendoza
00—Jessica Mendoza
99—Jessica Mendoza

TENNESSEE (8)
06—Monica Abbott
Tonya Callahan
Kristi Durant
Sarah Fekete
Lindsay Schutzler
05—Monica Abbott
Sarah Fekete
04—Monica Abbott

TEXAS (5)
06—Cat Osterman
05—Cat Osterman
03—Cat Osterman
98—Nikki Cockrell
Christa Williams

TEXAS A&M (11)
05—Amanda Scarborough
96—Kendall Richards
93—Jennifer McFalls
88—Liz Mizera
87—Shawn Andaya
Liz Mizera
Julie Smith
86—Cindy Cooper
85—Josie Carter
Judy Trussell
84—Josie Carter

TOLEDO (1)
90—Rhonda King-Randolph

UCLA (42)
06—Andrea Duran
Anjelica Selden
04—Caitlin Benyi
03—Keira Goerl
Tairia Mims
Claire Sua
Natasha Watley
02—Amanda Freed
Keira Goerl
Stacey Nuveman
Natasha Watley
01—Stacey Nuveman
Natasha Watley
00—Natasha Watley
99—Christie Ambrosi
Courtney Dale
Amanda Freed
Stacey Nuveman
97—Stacey Nuveman
96—B'Ann Burns
95—Jennifer Brundage
94—Jennifer Brundage
DeeDee Weiman
93—Lisa Fernandez
92—Joanne Alchin
Lisa Fernandez
Yvonne Gutierrez
91—Heather Compton
Lisa Fernandez
Yvonne Gutierrez
90—Lisa Fernandez
Yvonne Guiterrez
Lisa Longaker
89—Janice Parks
88—Lisa Longaker
Lorraine Maynez
Janice Parks
87—Lisa Longaker
Janice Parks
84—Sheila Cornell
Debbie Doom
Trish Mang

UTAH (3)
97—Sandy Rhea
90—Charmelle Green
85—Annette Ausseresses

UTAH ST. (2)
87—Kristie Skoglund
84—Kelly Smith

WASHINGTON (12)
05—Kristen Rivera
04—Kristen Rivera
03—Kristen Rivera
02—Jaime Clark
00—Jamie Graves
Jennifer Spediacci
Jenny Topping
99—Becky Newbry
97—Sara Pickering
96—Michelle Church
Heather Meyer
Sara Pickering

Division I All-America Teams

(1984-06)

1984
1B—Laura Myers, Cal Poly Pomona
2B—Karen Fellenz, Arizona
SS—Kelly Smith, Utah St.
3B—Sheila Cornell, UCLA
OF—Sue Lewis, Cal St. Fullerton
OF—Karen Allen, Nicholls St.
OF—Josie Carter, Texas A&M
U—Trish Mang, UCLA
C—LeAnn Jarvis, Louisiana Tech
P—Debbie Doom, UCLA
P—Lisa Ishikawa, Northwestern
P—Rhonda Wheatley, Cal Poly Pomona

1985
1B—Annette Ausseresses, Utah
2B—Judy Trussell, Texas A&M
SS—Denise Eckert, Nebraska
3B—JoAnn Ferrieri, Cal St. Fullerton
OF—Becky Suttman, Pacific
OF—Josie Carter, Texas A&M
OF—Karen Allen, Nicholls St.
U—Terry Oberg, Cal St. Fullerton
C—LeAnn Jarvis, Louisiana Tech
P—Rhonda Wheatly, Cal Poly Pomona
P—Debbie Mygind, Cal St. Fullerton
P—Lisa Ishikawa, Northwestern

1986
1B—Kathy Dyer, New Mexico
2B—Alison Stowell, Cal Poly Pomona
SS—Leslie Kanter, South Fla.
3B—Cindy Cooper, Texas A&M
OF—Kathy Escarcega, Arizona St.
OF—Chenita Rogers, Cal St. Fullerton
OF—Karleen Moore, Indiana
U—Tracy Bunge, Kansas
C—Alicia Seegret, Michigan
P—Stacey Johnson, Louisiana Tech
P—Amy Unterbrink, Indiana
P—Susan LeFebvre, Cal St. Fullerton

1987
1B—Gena Strang, Fresno St.
2B—Julie Smith, Texas A&M
SS—Liz Mizera, Texas A&M
3B—Janice Parks, UCLA
OF—Chenita Rogers, Cal St. Fullerton
OF—Jill Justin, Northern Ill.
OF—Sheila Connolly, Kansas
U—Kristie Skoglund, Utah St.
C—Karen Sanchelli, South Carolina
P—Lisa Longaker, UCLA
P—Connie Clark, Cal St. Fullerton
P—Shawn Andaya, Texas A&M

1988
1B—Jody Schwartz, Creighton
2B—Alison Stowell, Cal Poly Pomona
SS—Liz Mizera, Texas A&M
3B—Janice Parks, UCLA
OF—Jill Justin, Northern Ill.
OF—Lorraine Maynez, UCLA
OF—Dee Brewer, Oklahoma St.
U—Michele Smith, Oklahoma St.
C—Karen Sanchelli, South Carolina
P—Lisa Longaker, UCLA
P—Melanie Parrent, Fresno St.
P—Debbie Nichols, Louisiana Tech

1989
1B—Missy Coombes, Cal St. Fullerton
2B—Michelle Delloso, South Carolina
SS—Shari Johnson, Oklahoma St.
3B—Janice Parks, UCLA
OF—Jill Justin, Northern Ill.
OF—Carey Hess, Cal St. Fullerton
OF—Tricia Popowski, South Carolina
U—Jenny Allard, Michigan
C—Lisa Harvey, Oklahoma St.
P—Katie Wiese, Oregon
P—Terry Carpenter, Fresno St.
P—Michele Smith, Oklahoma St.

1990
1B—Rhonda King-Randolph, Toledo
2B—Julie Smith, Fresno St.
SS—Martha Noffsinger, Fresno St.
3B—Camille Spitaleri, Kansas
OF—Yvonne Guiterrez, UCLA
OF—Vivian Holm, Arizona
OF—Charmelle Green, Utah
U—Lisa Fernandez, UCLA
C—Diane Pohl, Iowa
At Large—Michelle Delloso, South Carolina
P—Lisa Longaker, UCLA
P—Stefni Whitton, La.-Lafayette
P—Michele Granger, California

1991
1B—Julie Cavanaugh, Oregon
2B—Julie Smith, Fresno St.
SS—Julie Standering, Arizona
3B—Camille Spitaleri, Kansas
OF—Yvonne Gutierrez, UCLA
OF—Tricia Popowski, South Carolina
OF—Pam Stanley, Central Mich.
U—Lisa Fernandez, UCLA
C—Diane Pohl, Iowa
At Large—Tiffany Boyd, Cal St. Fullerton
P—Michele Granger, California
P—Heather Compton, UCLA
P—Terry Carpenter, Fresno St.

1992
1B—Joanne Alchin, UCLA
2B—Dawn Melfi, South Fla.
SS—Tiff Tootle, South Carolina
3B—Camille Spitaleri, Kansas
OF—Yvonne Gutierrez, UCLA
OF—Dorsey Steamer, La.-Lafayette
OF—Rachel Brown, Arizona St.
U—Lisa Fernandez, UCLA
C—Jody Miller-Pruitt, Arizona
At Large—Tiffany Boyd, Cal St. Fullerton
P—Debby Day, Arizona
P—Michele Granger, California
P—Melanie Roche, Oklahoma St.

1993
1B—Cyndi Parus, UNLV
2B—Lisa Davidson, Florida St.
SS—Jennifer McFalls, Texas A&M
3B—Cathy Frohnheiser, Furman
OF—Patti Benedict, Michigan
OF—Beth Calcante, Cal St. Northridge
OF—Jamie Heggen, Arizona
U—Lisa Fernandez, UCLA
C—Gillian Boxx, California
DP—Scia Maumausolo, Cal St. Northridge
At Large—Kyla Hall, La.-Lafayette
P—Michele Granger, California
P—Susie Parra, Arizona
P—Melanie Roche, Oklahoma St.

1994
1B—Amy Chellevold, Arizona
2B—Jenny Dalton, Arizona
SS—Laura Espinoza, Arizona
3B—Jennifer Brundage, UCLA
OF—Kathy Morton, La.-Lafayette
OF—Leah O'Brien, Arizona
OF—Robyn Yorke, Fresno St.
C—Leah Braatz, Arizona
DP—Stephanie DeFeo, La.-Lafayette
P—Kyla Hall, La.-Lafayette
P—Susie Parra, Arizona
P—DeeDee Weiman, UCLA

1995
1B—Amy Chellevold, Arizona
At Large—Cyndi Parus, UNLV
2B—Jenny Dalton, Arizona
At Large—Missy Nowak, DePaul
SS—Laura Espinoza, Arizona
At Large—Kim Rondina, UNLV
3B—Jennifer Brundage, UCLA
OF—Robyn Yorke, Fresno St.
OF—Laura Berg, Fresno St.
OF—Leah O'Brien, Arizona
U—Sara Griffin, Michigan
C—Gillian Boxx, California
At Large—Leah Braatz, Arizona
P—Brooke Wilkins, Hawaii
P—Cheryl Longeway, La.-Lafayette
P—Carrie Dolan, Arizona
At Large—Kelly Kovach, Michigan
DP—Kathy Morton, La.-Lafayette

1996
1B—Michelle Church, Washington
2B—Jenny Dalton, Arizona
At Large—Nina Lindenberg, Fresno St.
At Large—Sara Pickering, Washington
SS—Ali Viola, Nebraska
At Large—Kendall Richards, Texas A&M
3B—Christine Kubin, North Carolina
OF—Alison McCutcheon, Arizona

OF—Shamalene Wilson, Florida St.
OF—Rachel Nelson, Minnesota
U—Sara Griffin, Michigan
C—Leticia Pineda, Arizona
At Large—Scia Maumausolo, Cal St. Northridge
P—Heather Meyer, Washington
P—B'Ann Burns, UCLA
P—Cheryl Longeway, La.-Lafayette
At Large—Lindsay Parker, Fresno St.
DP—Lisa Dacquisto, Arizona St.

1997

1B—Leah O'Brien, Arizona
At Large—Traci Conrad, Michigan
2B—Sara Pickering, Washington
SS—Laura Williams, Georgia Tech
At Large—Sarah Fredstrom, Colorado St.
3B—Leticia Pineda, Arizona
OF—Alison McCutcheon, Arizona
OF—Laura Berg, Fresno St.
OF—Sandy Rhea, Utah
U—Debbie Bilbao, Iowa
At Large—Amanda Scott, Fresno St.
C—Leah Braatz, Arizona
At Large—Stacey Nuveman, UCLA
P—Sarah Dawson, La.-Monroe
P—Nancy Evans, Arizona
P—Trinity Johnson, South Carolina
At Large—Barb Wright, Missouri
DP—Lisa Dacquisto, Arizona St.

1998

1B—Traci Conrad, Michigan
At Large—Jaime Foutch, Oklahoma St.
At Large—Leticia Pineda, Arizona
2B—Nina Lindenberg, Fresno St.
At Large—Nikki Cockrell, Texas
SS—Ali Viola, Nebraska
At Large—Shannon Beeler, Minnesota
3B—Toni Mascarenas, Arizona
OF—Alison McCutcheon, Arizona
OF—Laura Berg, Fresno St.
OF—Lauren Bauer, Arizona
U—Sara Griffin, Michigan
At Large—Amanda Scott, Fresno St.
C—Leah Braatz, Arizona
P—Jenny Voss, Nebraska
P—Nancy Evans, Arizona
P—Christa Williams, Texas
DP—Brandy Arthur, North Carolina

1999

1B—Angela Cervantez, Fresno St.
At Large—Lynette Velazquez, Oklahoma
2B—Jennifer Lizama, Nebraska
SS—Amy Berman, Southern Miss.
3B—Ashlee Ducote, LSU
OF—Jessica Mendoza, Stanford
OF—Becky Newbry, Washington
OF—Kim Pietro, South Carolina
At Large—Christie Ambrosi, UCLA
At Large—Danielle Cox, Florida St.
U—Amanda Freed, UCLA
C—Stacey Nuveman, UCLA
P—Courtney Dale, UCLA
P—Amanda Scott, Fresno St.
P—Danielle Henderson, Massachusetts
At Large—Courtney Blades, Southern Miss.
At Large—Liza Brown, DePaul
DP—Erica Beach, Arizona St.

2000

1B—Ginger Jones, Alabama
2B—Stephanie Hastings, LSU
SS—Natasha Watley, UCLA
3B—Ashlee Ducote, LSU
OF—Tiffany Clark, La.-Lafayette
OF—Kelly Kretschman, Alabama
OF—Jessica Mendoza, Stanford
At Large—Kellie Wilkerson, Mississippi St.
U—Jenny Topping, Washington
At Large—Tarrah Beyster, Oregon St.
C—Keri McCallum, Mississippi St.
At Large—Ashli Barrett, Oklahoma
P—Courtney Blades, Southern Miss.
P—Amanda Scott, Fresno St.
P—Jennifer Spediacci, Washington
At Large—Jamie Graves, Washington
At Large—Jennie Finch, Arizona
DP—Lisa Carey, Oklahoma

2001

1B—Sarah Beeson, Stanford
At Large—Veronica Nelson, California
2B—Kelsey Kollen, Michigan
SS—Natasha Watley, UCLA
At Large—Kelli Braitsch, Oklahoma
3B—Toni Mascarenas, Arizona
OF—Kelly Kretschman, Alabama
OF—Oli Keohohou, Brigham Young
OF—Lauren Bauer, Arizona
At Large—Jessica Mendoza, Stanford
U—Kellie Wilkerson, Mississippi St.
C—Stacey Nuveman, UCLA
At Large—Jenny Topping, Cal St. Fullerton
P—Jennie Finch, Arizona
P—Britni Sneed, LSU
P—Dana Sorensen, Stanford
At Large—Kristi Hanks, Iowa
DP—Leneah Manuma, Arizona

2002

1B—Leneah Manuma, Arizona
2B—Brandi Stuart, Florida St.
SS—Natasha Watley, UCLA
At Large—Jaime Clark, Washington
3B—Lindsay Wood, UNI
At Large—Phelan Wright, Arizona St.
OF—Oli Keohohou, Brigham Young
OF—Jessica Mendoza, Stanford
OF—Anna Smith, Ohio St.
U—Gina Oaks, Cal St. Fullerton
At Large—Amanda Freed, UCLA
C—Stacey Nuveman, UCLA
At Large—Jenny Topping, Cal St. Fullerton
P—Jennie Finch, Arizona
P—Keira Goerl, UCLA
P—Jamie Southern, Fresno St.
At Large—Britni Sneed, LSU
DP—Ashley Courtney, Alabama

2003

1B—Stacey Porter, Hawaii
At Large—Jenny Topping, Cal St. Fullerton
2B—Andrea Hillsey, Purdue
SS—Natasha Watley, UCLA
At Large—Lovie Jung, Arizona
3B—Leah Gulla, Oklahoma
OF—Oli Koehohou, Brigham Young
OF—Iyhia McMichael, Mississippi St.
OF—Autumn Champion, Arizona
U—Tairia Mims, ULCA
At Large—Jessica van der Linden, Florida St.
C—Kristen Rivera, Washington
P—Cat Osterman, Texas
P—Keira Goerl, UCLA
P—Alicia Hollowell, Arizona
At Large—Lindsay Chouinard, DePaul
At Large—Lauren Bay, Oklahoma St.
DP—Claire Sua, UCLA

2004

1B—Kim Wendland, Georgia
2B—Caitlin Benyi, UCLA
3B—Vicky Galindo, California
SS—Christina Clark, Fresno St.
OF—Nicole Barber, Georgia
OF—Caitlin Lowe, Arizona
OF—Iyhia McMichael, Mississippi St.
At Large—Gina Carbonatto, Pacific
At Large—Autumn Champion, Arizona
U—Jessica van der Linden, Florida St.
At Large—Jamie Southern, Fresno St.
C—Kristen Rivera, Washington

Tennessee Sports Information

Tennessee junior pitcher Monica Abbott earned her third Division I first-team all-America honor in 2006. She posted a 0.95 earned-run average and 531 strikeouts, and topped the division in victories with 44.

At Large—Heather Scaglione, Oklahoma
P—Monica Abbott, Tennessee
P—Alicia Hollowell, Arizona
P—Dana Sorensen, Stanford
At Large—Brooke Mitchell, La.-Lafayette
DP—Wendy Allen, Arizona

2005

1B—Garland Cooper, Northwestern
At Large—Kim Wendland, Georgia
2B—Tiffany Haas, Michigan
3B—Vicky Galindo, California
SS—Courtney Bures, Mississippi St.
At Large—Kristie Fox, Arizona
OF—Sarah Fekete, Tennessee
OF—Caitlin Lowe, Arizona
OF—Marissa Nichols, UNLV
U—Amanda Scarborough, Texas A&M
C—Kristen Rivera, Washington
At Large—Heather Scaglione, Oklahoma
P—Monica Abbott, Tennessee
P—Cat Osterman, Texas
P—Jennie Ritter, Michigan
At Large—Jamie Southern, Fresno St.
At Large—Brianne McGowan, Oregon St.
DP—Cameron Astiazaran, Ill.-Chicago

2006

1B—Jenna Hall, Illinois
2B—Veronica Wootson, Florida St.
3B—Andrea Duran, UCLA
SS—Lindsay Schutzler, Tennessee
At Large—Kristie Fox, Arizona
At Large—Tonya Callahan, Tennessee
OF—Sarah Fekete, Tennessee
OF—Danyele Gomez, La.-Lafayette
OF—Katie Cochran, Arizona St.
At Large—Caitlin Lowe, Arizona
At Large—Kristin Vesely, Oklahoma
U—Cambria Miranda, Oregon St.
C—Haley Woods, California
P—Monica Abbott, Tennessee
P—Cat Osterman, Texas
P—Jennie Ritter, Michigan
At Large—Anjelica Selden, UCLA
DP—Kristi Durant, Tennessee

Division II All-Americans by College

(First-Team Selections)

AKRON (1)
86—Tracy Alcorn

ALA.-HUNTSVILLE (9)
06—Stephanie Pinto
05—Stephanie Pinto
04—Stephanie Pinto
03—Melanie Carter
01—Lane Davis
Stephanie Berry
99—Lane Davis
Wendy Hurst
Tracy Porter

AMERICAN INT'L (1)
89—Lisa Barnabei

ANGELO ST. (2)
04—Alexis Wing
03—Alexis Wing

ARMSTRONG ATLANTIC (2)
04—Katya Eronina
03—Katya Eronina

ASHLAND (5)
99—Sunny Litteral
Natalie Pry
98—Sunny Litteral
97—Sunny Litteral
96—Sunny Litteral

AUGUSTANA (S.D.) (12)
01—Jenny Hill
00—Jenny Hill
99—Chrissa Landwehr
98—Chrissa Landwehr
95—Paula U'Ren
94—Julie Krauth
Paula U'Ren
93—Angie Hopkins
91—Ferris Grund
Julie Krauth
90—Kim Kouri
88—Kim Kouri

BARRY (8)
03—Geralyn Elam
02—Geralyn Elam
99—Stephanie Caldwell
98—Stephanie Caldwell
94—Jennifer Boyd
Dawn Saunders
93—Katie Clift
92—Lee Ann Craft

BLOOMSBURG (25)
05—Sara Roba
02—Jessica Shnyder
01—Erica Miller
Vanessa Sterner
00—Erica Miller
99—Megan Hunsinger
98—Megan Hunsinger
97—Megan Hunsinger

95—Jen Lefever
April Paoli
94—Kim Maguire
93—Jean Buskirk
Kim Maguire
92—Jean Buskirk
Marty Laudato
Heather Young
91—Janet Buckheit
Marty Laudato
Lori Shelly
90—Marty Laudato
Gina Lindenmuth
Cindy Slocum
89—Lori Shelly
87—Jean Millen
86—Jean Millen

BRIDGEPORT (1)
93—Cathleen Meaden

UC DAVIS (8)
03—Susan Churchwell
02—Shyamala White
97—Sharlie Cunningham
Trisha Reinhardt
Gena Weber
96—Gena Weber
95—Gena Weber
94—Kim Nelson

CAL POLY (1)
91—Cheryl Lutes

CAL ST. BAKERSFIELD (11)
06—Christie Hill
Amber Mills
94—Kristine Karr
93—Kristine Karr
92—Cynthia Brown
Amy Van Allen
91—Amy Van Allen
90—Barb SantaCruz
Amy Van Allen
89—Barb SantaCruz
88—Terri Reifel

CAL ST. EAST BAY (2)
92—Charlotte Wiley
Amy Circo

CAL ST. NORTHRIDGE (13)
90—Debbie Dickmann
Lisa Erickson
89—Debbie Dickmann
Lisa Erickson
88—Debbie Dickmann
Lisa Martin
Beth Onestinghel
87—Debbie Dickmann
Barbara Jordan
Priscilla Rouse
Lori Shelly
86—Barbara Jordan
Kathy Slaten

CAL ST. SAN B'DINO (1)
02—Tracie Schioppi

CALIFORNIA (PA.) (10)
04—Kimmie Miller
02—Daysha Grimes
98—Tara Douglas
Danielle Penner
Lith Webb
97—Danielle Penner
Lith Webb
96—Jen Wagner
Lith Webb
95—Lith Webb

CENTRAL OKLA. (1)
97—Chasidy Horton

CHAPMAN (3)
91—Jacki Blake
Sandy Olivas
90—Sandy Olivas

COKER (1)
96—Staci Albright

UC-COLO. SPGS. (1)
04—Crystal Krebs

COLUMBUS ST. (5)
99—Carrie Newton
98—Nathalie Fradette
Julie Garcia
97—Julie Garcia
96—Ramona Arscott

DELTA ST. (1)
06—Alyse Hasty

ECKERD (2)
93—Sherry Howell
92—Sherry Howell

EMPORIA ST. (1)
06—Melissa Stevens

FLA. SOUTHERN (21)
05—Jess Shepherd
04—Megan Brown
96—Shelly Davis
Traci Wood
95—Traci Wood
94—Shelly Davis
93—Wanda Graham
92—Kellie Robinson
Chrissy Teresi
91—Kellie Robinson
Chrissy Teresi
90—Nycki Sandstede
89—Kellie Robinson
Nycki Sandstede
Dianne Weidemann
88—Robin Allen
Patsy Sago
Dori Stankewitz
87—Beth Greig
Chris Palmer
Dori Stankewitz

FLORIDA TECH (1)
95—Elisa Bartolo

GRAND VALLEY ST. (2)
02—Jenny Mackson
00—Kim Biskup

HUMBOLDT ST. (9)
06—Jessica Padilla
01—Jessame Kendall
99—Jamie Peterson
98—Shelli Maher
Jamie Peterson
97—Laura Hansen
Jamie Peterson
95—Apple Gomez
93—Stacie Lonquist

INDIANA (PA.) (1)
00—Marissa Dugan

KENNESAW ST. (16)
05—Keri McKee
04—Cambria McKay
Keri McKee
Amy Middleton
02—Krissy Bamford
Sarah Lockett
01—Blake Baskin
00—Audra Thomas
99—Christina Caldwell
Julie Eggert
Audra Thomas
98—Brenda Farrell
Audra Thomas
95—Tonya Carlisle
Cara Dornstauder
Kelly Rafter

KUTZTOWN (1)
88—Sharon Toth

LEWIS (3)
05—Robin Martz
04—Robin Martz
00—Sara Van Gorp

LOCK HAVEN (4)
06—Kristin Erb
Courtney Hughes
02—Lynnette Murray
93—Theresa Kovach

LYNN (2)
05—Aimee Murch
Christina Rolla

MERRIMACK (7)
99—Stacy Dell'Anno
98—Stacy Dell'Anno
96—Raffaella Paparo
95—Michelle LeFebvre
Daniela Paparo
94—Meeghan Coffey
93—Raffaella Paparo

MESA ST. (4)
01—Kelly Adams
00—Kelly Adams
Jamie Dunn
Kacey Hendon

MINN. ST. MANKATO (4)
96—Heather Hillstrom
93—Angie Wagner
89—Carrie Tschida
86—Lori Dotting

MO.-ST. LOUIS (1)
91—Lisa Houska

MO. SOUTHERN ST. (1)
95—Shally Lundien

MORNINGSIDE (4)
99—Melissa McWilliams
96—Jeree Carlson
Mindi Prince
95—Mindi Prince

NEB.-KEARNEY (1)
99—Darcie Berry

NEB.-OMAHA (10)
06—Leslie Svoboda
01—Jennifer Carson
Tiffany Jones
Michelle Manthei
97—Toni Novak
Jenni Upenieks
94—Deb Baetsle
Tracy Carey
93—Deb Baetsle
87—Kathy Gass

NORTH DAKOTA ST. (7)
03—Jenny Bakke
Jess Christensen
Lindsey Graham
02—Lindsey Graham
01—Shelly Rhein
00—Nikki Flynn-Gregg
Julie Fromm

NORTH FLA. (2)
01—Kelly Lee
00—Tracy Jester

NORTHERN KY. (4)
06—Sarah King
05—Krystal Lewallen
Ricki Rothbauer
04—Krystal Lewallen

PORTLAND ST. (2)
91—Kristin Jacobs
90—Michelle Hughes

ROLLINS (1)
97—Liz Bartels

SACRAMENTO ST. (3)
89—Terri Eagleston
88—Lori Avis
Stephanie Levine

SACRED HEART (7)
93—Michelle Palmer
92—Michelle Palmer
90—Pam Wallace
87—Maryann Piorek
Kim Schmidt
Debbie Tidy
86—Debbie Tidy

SAGINAW VALLEY (1)
92—Kathy Kinasz

ST. CLOUD ST. (5)
03—Abby Bourman
Brooke Gentzler
02—Abby Bourman
00—Karissa Hoehn
98—Karissa Hoehn

ST. MARY'S (TEX.) (6)
05—Liz Beyer
Roni Garcia
04—Liz Beyer
03—Kym Kling
02—Natalie Hill
Kym Kling

SAM HOUSTON ST. (3)
86—Joanne Graham
Sandy Mader
Julie Thomas

SAN FRAN. ST. (2)
06—Jordanna Freemer
05—Sonja Garnett

SHIPPENSBURG (4)
06—Heather Chantiles
Kelley Tiesi
05—Jaime Dacey
04—Kelley Tiesi

S.C. UPSTATE (1)
05—Krista Altom

SOUTHEAST MO. ST. (1)
89—Lisa Foster

SIU EDWARDSVILLE (3)
06—Alicia DeShasier
03—Jenny Esker
00—Erin Newman

SOUTHERN IND. (2)
98—Trisha Poling
94—Amber Huse

STEPHEN F. AUSTIN (3)
86—Stella Castro
Pam Clay
Penni Lewis

TARLETON ST. (1)
04—Monica Garza

TEX. A&M-KINGSVILLE (1)
06—Kassie Rezza

TEXAS WOMAN'S (1)
03—Jami Ingram

TRUMAN (4)
04—Elizabeth Economon
03—Elizabeth Economon
00—Kristi Bredbenner
88—Deb Weno

VALDOSTA ST. (1)
03—RyAnn Ellingsworth

WAYNE ST. (MICH.) (4)
02—Kelly Kashmerick
01—Kelly Kashmerick
90—Michaelene Bachleda
89—Michaelene Bachleda

WEST FLA. (3)
01—Krissy Styrna
00—Blake Baskin
Krissy Styrna

WINONA ST. (2)
05—Sarah Carlson
02—Rachel Siefert

WIS.-PARKSIDE (7)
97—Jackie Aiken
Wendy Wolff
96—Jackie Aiken
Bobbi Kaplan
Wendy Wolff
95—Jackie Aiken
93—Rachel Sielaff

Division II All-America Teams

(1986-06)

1986
1B—Jean Millen, Bloomsburg
2B—Julie Thomas, Sam Houston St.
SS—Sandy Mader, Sam Houston St.
3B—Tracy Alcorn, Akron
OF—Barbara Jordan, Cal St. Northridge
OF—Lori Dotting, Minn. St. Mankato
OF—Stells Castro, Stephen F. Austin
U—Joanne Graham, Sam Houston St.
C—Penni Lewis, Stephen F. Austin
P—Kathy Slaten, Cal St. Northridge
P—Pam Clay, Stephen F. Austin
P—Debbie Tidy, Sacred Heart

1987
1B—Jean Millen, Bloomsburg
2B—Chris Palmer, Fla. Southern
SS—Lori Shelly, Cal St. Northridge
3B—Maryann Piorek, Sacred Heart
OF—Barbara Jordan, Cal St. Northridge
OF—Kathy Gass, Neb.-Omaha
OF—Beth Greig, Fla. Southern
U—Priscilla Rouse, Cal St. Northridge
C—Kim Schmidt, Sacred Heart
P—Debbie Tidy, Sacred Heart
P—Debbie Dickmann, Cal St. Northridge
P—Dori Stankewitz, Fla. Southern

1988
1B—Sharon Toth, Kutztown
2B—Patsy Sago, Fla. Southern
SS—Kim Kouri, Augustana (S.D.)
3B—Lori Avis, Sacramento St.
OF—Stephanie Levine, Sacramento St.
OF—Beth Onestinghel, Cal St. Northridge
OF—Robin Allen, Fla. Southern
U—Lisa Martin, Cal St. Northridge
C—Terri Reifel, Cal St. Bakersfield
P—Debbie Dickmann, Cal St. Northridge
P—Dori Stankewitz, Fla. Southern
P—Deb Weno, Truman

1989
1B—Kellie Robinson, Fla. Southern
2B—Barb SantaCruz, Cal St. Bakersfield
SS—Lisa Foster, Southeast Mo. St.
3B—Lisa Barnabei, American Int'l
OF—Lisa Erickson, Cal St. Northridge
OF—Terri Eagleston, Sacramento St.
OF—Michaelene Bachleda, Wayne St. (Mich.)
U—Lori Shelly, Bloomsburg
C—Dianne Weidemann, Fla. Southern
P—Debbie Dickmann, Cal St. Northridge
P—Carrie Tschida, Minn. St. Mankato
P—Nycki Sandstede, Fla. Southern

1990
1B—Pam Wallace, Sacred Heart
2B—Barb SantaCruz, Cal St. Bakersfield
SS—Kim Kouri, Augustana (S.D.)
3B—Sandy Olivas, Chapman
OF—Cindy Slocum, Bloomsburg
OF—Lisa Erickson, Cal St. Northridge
OF—Amy Van Allen, Cal St. Bakersfield
U—Michelle Hughes, Portland St.
C—Marty Laudato, Bloomsburg
At Large—Michaelene Bachleda, Wayne St. (Mich.)
P—Debbie Dickmann, Cal St. Northridge
P—Nycki Sandstede, Fla. Southern
P—Gina Lindenmuth, Bloomsburg

1991
1B—Ferris Grund, Augustana (S.D.)
2B—Chrissy Teresi, Fla. Southern
2B—Cheryl Lutes, Cal Poly
SS—Kellie Robinson, Fla. Southern
3B—Sandy Olivas, Chapman
OF—Amy Van Allen, Cal St. Bakersfield
OF—Janet Buckheit, Bloomsburg
OF—Lisa Houska, Mo.-St. Louis
U—Lori Shelly, Bloomsburg
C—Marty Laudato, Bloomsburg
P—Jacki Blake, Chapman
P—Julie Krauth, Augustana (S.D.)
P—Kristin Jacobs, Portland St.

1992
1B—Jean Buskirk, Bloomsburg
2B—Chrissy Teresi, Fla. Southern
SS—Charlotte Wiley, Cal St. East Bay
SS—Kellie Robinson, Fla. Southern
3B—Lee Ann Craft, Barry
OF—Sherry Howell, Eckerd
OF—Amy Van Allen, Cal St. Bakersfield
OF—Michelle Palmer, Sacred Heart
U—Amy Circo, Cal St. East Bay
C—Marty Laudato, Bloomsburg
P—Kathy Kinasz, Saginaw Valley
P—Heather Young, Bloomsburg
P—Cynthia Brown, Cal St. Bakersfield

1993
1B—Deb Baetsle, Neb.-Omaha
2B—Cathleen Meaden, Bridgeport
SS—Angie Hopkins, Augustana (S.D.)
3B—Theresa Kovach, Lock Haven
OF—Wanda Graham, Fla. Southern
OF—Michelle Palmer, Sacred Heart
OF—Stacie Lonquist, Humboldt St.
U—Jean Buskirk, Bloomsburg
C—Angie Wagner, Minn. St. Mankato
C—Rachel Sielaff, Wis.-Parkside
DP—Raffaella Paparo, Merrimack
At Large—Sherry Howell, Eckerd
P—Kim Maguire, Bloomsburg
P—Katie Clift, Barry
P—Kristine Karr, Cal St. Bakersfield

1994
1B—Deb Baetsle, Neb.-Omaha
2B—Dawn Saunders, Barry
SS—Shelly Davis, Fla. Southern
3B—Meeghan Coffey, Merrimack
OF—Jennifer Boyd, Barry
OF—Amber Huse, Southern Ind.
OF—Kim Nelson, UC Davis
U—Tracy Carey, Neb.-Omaha
C—Paula U'Ren, Augustana (S.D.)
P—Kristine Karr, Cal St. Bakersfield
P—Julie Krauth, Augustana (S.D.)
P—Kim Maguire, Bloomsburg

1995
1B—Shally Lundien, Mo. Southern St.
2B—Daniela Paparo, Merrimack
SS—Apple Gomez, Humboldt St.
SS—Jen Lefever, Bloomsburg
3B—Tonya Carlisle, Kennesaw St.
3B—Lith Webb, California (Pa.)
OF—Elisa Bartolo, Florida Tech
OF—Michelle LeFebvre, Merrimack
OF—Traci Wood, Fla. Southern
U—Mindi Prince, Morningside
C—Paula U'Ren, Augustana (S.D.)
C—Jackie Aiken, Wis.-Parkside
P—April Paoli, Bloomsburg
P—Kelly Rafter, Kennesaw St.
P—Gena Weber, UC Davis
DP—Cara Dornstauder, Kennesaw St.

1996
1B—Jen Wagner, California (Pa.)
2B—Ramona Arscott, Columbus St.
SS—Shelly Davis, Fla. Southern
3B—Lith Webb, California (Pa.)
3B—Jackie Aiken, Wis.-Parkside
OF—Traci Wood, Fla. Southern
OF—Sunny Litteral, Ashland
OF—Raffaella Paparo, Merrimack
U—Mindi Prince, Morningside
C—Staci Albright, Coker
C—Heather Hillstrom, Minn. St. Mankato
P—Wendy Wolff, Wis.-Parkside
P—Gena Weber, UC Davis
P—Jeree Carlson, Morningside
DP—Bobbi Kapla, Wis.-Parkside

1997
1B—Trisha Reinhardt, UC Davis
2B—Toni Novak, Neb.-Omaha
SS—Chasidy Horton, Central Okla.
3B—Jackie Aiken, Wis.-Parkside
At Large—Lith Webb, California (Pa.)
OF—Jenni Upenieks, Neb.-Omaha
OF—Jamie Peterson, Humboldt St.
OF—Julie Garcia, Columbus St.
OF—Sunny Litteral, Ashland
U—Liz Bartels, Rollins
C—Megan Hunsinger, Bloomsburg
C—Laura Hansen, Humboldt St.
P—Danielle Penner, California (Pa.)
P—Gena Weber, UC Davis
P—Wendy Wolff, Wis.-Parkside
DP—Sharlie Cunningham, UC Davis

1998
1B—Tara Douglas, California (Pa.)
2B—Trisha Poling, Southern Ind.
SS—Stacy Dell'Anno, Merrimack
3B—Shelli Maher, Humboldt St.
At Large—Lith Webb, California (Pa.)
OF—Chrissa Landwehr, Augustana (S.D.)
OF—Jamie Peterson, Humboldt St.
OF—Julie Garcia, Columbus St.
OF—Sunny Litteral, Ashland
U—Nathalie Fradette, Columbus St.
C—Megan Hunsinger, Bloomsburg
C—Audra Thomas, Kennesaw St.
P—Danielle Penner, California (Pa.)
P—Brenda Farrell, Kennesaw St.
P—Karissa Hoehn, St. Cloud St.
DP—Stephanie Caldwell, Barry

1999
1B—Julie Eggert, Kennesaw St.
2B—Melissa McWilliams, Morningside
SS—Stacy Dell'Anno, Merrimack
3B—Darcie Berry, Neb.-Kearney
OF—Sunny Litteral, Ashland
OF—Jamie Peterson, Humboldt St.
OF—Tracy Porter, Ala.-Huntsville
OF—Chrissa Landwehr, Augustana (S.D.)
U—Carrie Newton, Columbus St.
C—Audra Thomas, Kennesaw St.
C—Megan Hunsinger, Bloomsburg
P—Christina Caldwell, Kennesaw St.
P—Wendy Hurst, Ala.-Huntsville
P—Natalie Pry, Ashland
At Large—Stephanie Caldwell, Barry
DP—Lane Davis, Ala.-Huntsville

2000
1B—Kim Biskup, Grand Valley St.
1B—Tracy Jester, North Fla.
2B—Kacey Henden, Mesa St.
SS—Nikki Flynn-Gregg, North Dakota St.
SS—Erica Miller, Bloomsburg
3B—Erin Newman, SIU Edwardsville
OF—Jenny Hill, Augustana (S.D.)
OF—Kelly Adams, Mesa St.
OF—Marissa Dugan, Indiana (Pa.)
U—Krissy Styrna, West Fla.
C—Audra Thomas, Kennesaw St.
C—Kristi Bredbenner, Truman
P—Sarah Van Gorp, Lewis
P—Julie Fromm, North Dakota St.
P—Karissa Hoehn, St. Cloud St.
DP—Jamie Dunn, Mesa St.
At Large—Blake Baskin, West Fla.

2001
1B—Tiffany Jones, Neb.-Omaha
2B—Kelly Lee, North Fla.
SS—Erica Miller, Bloomsburg
3B—Vanessa Sterner, Bloomsburg
OF—Kelly Adams, Mesa St.
OF—Stephanie Berry, Ala.-Huntsville
OF—Kelly Kashmerick, Wayne St. (Mich.)
U—Jenny Hill, Augustana (S.D.)
C—Blake Baskin, Kennesaw St.
C—Shelly Rhein, North Dakota St.
P—Lane Davis, Ala.-Huntsville
P—Jessame Kendall, Humboldt St.
P—Michelle Manthei, Neb.-Omaha
At Large—Krissy Styrna, West Fla.
DP—Jennifer Carson, Neb.-Omaha

2002
1B—Rachel Siefert, Winona St.
2B—Lynnette Murray, Lock Haven
SS—Natalie Hill, St. Mary's (Tex.)
3B—Sarah Lockett, Kennesaw St.
OF—Kelly Kashmerick, Wayne St. (Mich.)
OF—Jessica Shnyder, Bloomsburg
OF—Shyamala White, UC Davis
U—Kym Kling, St. Mary's (Tex.)
C—Tracie Schioppi, Cal St. San B'dino
C—Abby Bourman, St. Cloud St.
P—Geralyn Elam, Barry
P—Lindsey Graham, North Dakota St.
P—Jenny Mackson, Grand Valley St.
At Large—Krissy Bamford, Kennesaw St.
DP—Daysha Grimes, California (Pa.)

2003
1B—Brooke Gentzler, St. Cloud St.
2B—Jenny Bakke, North Dakota St.
SS—Elizabeth Economon, Truman
3B—Melanie Carter, Ala.-Huntsville
OF—Jenny Esker, SIU Edwardsville
OF—Alexis Wing, Angelo St.
OF—Jess Christensen, North Dakota St.
U—RyAnn Ellingsworth, Valdosta St.
C—Jami Ingram, Texas Woman's
C—Abby Bourman, St. Cloud St.
P—Kym Kling, St. Mary's (Tex.)
P—Katya Eronina, Armstrong Atlantic
P—Geralyn Elam, Barry
DP—Susan Churchwell, UC Davis
At Large—Lindsey Graham, North Dakota St.

2004
1B—Keri McKee, Kennesaw St.
2B—Alexis Wing, Angelo St.
3B—Kimmie Miller, California (Pa.)
SS—Elizabeth Economon, Truman
OF—Robin Martz, Lewis
OF—Amy Middleton, Kennesaw St.
OF—Monica Garza, Tarleton St.
U—Stephanie Pinto, Ala.-Huntsville
C—Crystal Krebs, UC-Colo. Spgs.
C—Cambria McKay, Kennesaw St.
P—Kelley Tiesi, Shippensburg
P—Krystal Lewallen, Northern Ky.
P—Katya Eronina, Armstrong Atlantic
DP—Liz Beyer, St. Mary's (Tex.)
At Large—Megan Brown, Fla. Southern

2005
1B—Christina Rolla, Lynn
At Large—Keri McKee, Kennesaw St.

Photo by Bill Smith

Shippensburg pitcher Kelley Tiesi earned Division II first-team all-America honors last year to add to her 2004 selection. She won 25 games in 2006, with a 0.69 earned-run average and 10.7 strikeouts per seven innings.

2B—Ricki Rothbauer, Northern Ky.
3B—Roni Garcia, St. Mary's (Tex.)
SS—Jess Shepherd, Fla. Southern
OF—Jaime Dacey, Shippensburg
OF—Krista Altom, S.C. Upstate
OF—Robin Martz, Lewis
U—Stephanie Pinto, Ala.-Huntsville
C—Sarah Carlson, Winona St.
C—Liz Beyer, St. Mary's (Tex.)
P—Krystal Lewallen, Northern Ky.
P—Aimee Murch, Lynn
P—Sonja Garnett, San Fran. St.
DP—Sara Roba, Bloomsburg

2006

1B—Amber Mills, Cal St. Bakersfield
2B—Kassie Rezza, Tex. A&M-Kingsville
3B—Leslie Svoboda, Neb.-Omaha
SS—Courtney Hughes, Lock Haven
OF—Heather Chantiles, Shippensburg
OF—Alicia DeShasier, SIU Edwardsville
OF—Alyse Hasty, Delta St.
U—Stephanie Pinto, Ala.-Huntsville
C—Sarah King, Northern Ky.
C—Jessica Padilla, Humboldt St.
P—Kristin Erb, Lock Haven
P—Melissa Stevens, Emporia St.
P—Kelley Tiesi, Shippensburg
At Large—Christie Hill, Cal St. Bakersfield
DP—Jordanna Freemer, San Fran. St.

Division III All-Americans by College

(First-Team Selections)

ADRIAN (1)
93—Karen Baird

ALLEGHENY (15)
95—Laurie Machuga
94—Laurie Machuga
93—Laurie Machuga
91—Penny Whiteman
90—Carla Hollomann
89—Shelley Brown
Penny Whiteman
88—Shelley Brown
Gia Celularo
87—Gia Celularo
Missy Vogel
86—Gia Celularo
Missy Vogel
85—Julie Dennis
84—Sue Custer

ALMA (6)
01—Danielle Pease
00—Brandee Brower
Becky Pierce
99—Danielle Pease
98—Danielle Pease
94—Rachel Butler

AUGSBURG (2)
91—Andrea Haight
88—Michele Boyer

AUGUSTANA (ILL.) (2)
06—Erin Daniels
83—Tammy Dollenbacker

AURORA (9)
05—Taylor Peterson
97—Beth Cwinski
95—Laurie Davidson
Karyn Ericson
Kim Horn
93—Amy Periman
86—Amy Baudouin
84—Leslie LaPrise
83—Katie Keller

BALDWIN-WALLACE (1)
04—Nicole Loudin

BENEDICTINE (ILL.) (7)
96—Kate Enochs
93—Jenny Madden
87—Anne Westerkamp
Sandy Workman
84—Rita Schulz
83—Laura Martinek
Rita Schulz

BETHANY (W.V.) (2)
02—Rachael Schaefer
99—Raquel Burns

BRIDGEWATER ST. (3)
96—Jen Goodwin
94—Angela Constantine
85—Debbie Carreiro

BUENA VISTA (8)
98—Andi Royster
94—Amy Hapder
Heather White
92—Amy Hapder
87—Julie Quirin
85—Libby Kestel
84—Jeannie Demers
Libby Kestel

BUFFALO ST. (3)
99—Nicole Cefaratti
98—Nicole Cefaratti
96—Deanna Hunt

CABRINI (2)
04—Brooke Peterdozzi
01—Megan Johnston

CAL LUTHERAN (1)
05—Prudence Kjontvedt

CAL ST. SAN B'DINO (1)
91—Marnie LaFleur

CALVIN (1)
97—Shauna Koolhaas

CAPITAL (1)
00—Cassie Cunningham

CENTRAL (IOWA) (12)
03—Libby Hysell
01—Annie Van Wetzinga
00—Donnell Hotze
95—Missey Allen
Lynette Mullen
93—Emily Grimes
92—Emily Grimes
91—Jamie Mahnke
Christi Van Werden
89—Brenda Vigness
87—Laurie Sutten
Kris Thompson

CHAPMAN (12)
05—Jill Jeranko
00—Linsey Buendia
Leslie Prochaska
99—Stephanie Carew
98—Stephanie Carew
96—Kathy Donovan
Christy Guidorizzi
Jessamine Maiben
95—Lisa Cancilla
Kathy Donovan
Christy Guidorizzi
Jessamine Maiben

CHRIS. NEWPORT (1)
04—Dallas Slosjarik

CLARK (MASS.) (2)
05—Jen Scavone
02—Jen Scavone

COE (4)
05—Amy Ernst
Beth Rohlena
00—Paige Stamp
90—Sharon Lorber

CORTLAND ST. (4)
02—Jonna Ball
98—Leslie Lance
91—Danielle Seeger
85—Deb Ferranti

EAST TEX. BAPTIST (4)
04—Angela Gonzales
Tonya Minor
Allison Ratcliff
02—Tonya Minor

EASTERN CONN. ST. (18)
90—Christia Mohan
Leanne Shoop
89—Christia Mohan
Lynn Rocheleau
Leanne Shoop
88—Ginny Adler
Andrea Costa
Marianne Shumbo
86—Kim Durocher
Trish Wodatch
84—Lisa Kirk
83—Anne Costello
82—Sheena Carpenter
Anne Costello
Debbie Dalton
Lisa Kirk
Jessica Olsen
Sue Smuller

EMORY (1)
03—Tamara Boggs

FONTBONNE (1)
06—Annie Dillinger

GENESEO ST. (1)
04—Audrey Kuhn

HARDIN-SIMMONS (1)
06—Nicole Cortez

HOPE (4)
05—Candace Graham
96—Wendy Moore
92—Johanna Psconda
Deb Vashaw

ILL. WESLEYAN (1)
03—Brynn Hasse

ITHACA (6)
02—Kristin Furdon
01—Laura Remia
00—Kristin Furdon
86—Carol Buckheit
85—Carol Buckheit
Mildred Piscopo

KEAN (2)
90—Mary Ellen Fata
86—Sandy Fisher

LA VERNE (7)
06—Kelley Silagyi
04—Kelley Silagyi
03—Gina Meza
Sue Whitcher
01—Gina Meza
93—Stacey Mays
84—Laurie Koustik

LAKE FOREST (1)
03—Alissa Mildebrath

LUTHER (3)
90—Danielle Kittelson
89—Danielle Kittelson
86—Darsi Doyl

LYNCHBURG (1)
06—Caroline Cubbage

MARYVILLE (MO.) (2)
05—Brianne Haas
03—Jennifer Kypta

McDANIEL (1)
97—Julie Backof

MESSIAH (1)
99—Jessica Chambers

METHODIST (1)
02—Kristen Wallace

MILLIKIN (1)
90—Stacey Sparks

MONTCLAIR ST. (26)
01—Tonya Galiszewski
00—Toni Milito
Tara Wicz
99—Jamie Lascik
Tara Wicz
98—Jerrilyn Acevedo
97—Jerrilyn Acevedo
Jennifer Citarella
Sharon Ormsbee
96—Jennifer Citarella
95—Jennifer Flinn
94—Jennifer Flinn
93—Jennifer Flinn
92—Lois Fyfe
90—Donna Brooks
Kelly Dockz
Kim Wilson
89—Donna Brooks
Linda Giarrusso
88—Dina DeAquino
Marge Theobald

87—Dina DeAquino
Marge Theobald
86—Donna Brooks
Marge Theobald
85—Ann Marie Smith

MORAVIAN (2)
04—Heather Bortz
Meagan Hennessy

MOUNT UNION (3)
02—Sara Tharp
99—Andrianne Cole
91—Jenny Grower

MUSKINGUM (12)
06—Kari Hoying
05—Nicole Blubaugh
04—Erica Hoyt
03—Nicole Blubaugh
Mandy Carnes
Erica Hoyt
02—Mandy Carnes
01—Mandy Carnes
00—Mandy Carnes
92—Kris Naegele
Chris Sheaffer
90—Kate Titus

TCNJ (53)
00—Devon Searfoss
99—Krissy Medino
97—Alicia Sanchez
96—Anita DeFeo
Sunny Montas
95—Michelle Carlson
Rachel Hudak
Sunny Montas
Robin Selbst
94—Michelle Carlson
JoAnn Heckethorne
Rachel Hudak
Robin Selbst
93—Marie Curran
JoAnn Heckethorn
Rachel Hudak
92—Margie Ackers
Michelle Carlson
Janet Domino
Jeanne Hengemuhle
91—Janet Domino
Jeanne Hengemuhle
Patti Kinghorn
Jennifer LoPresti
Lynn Spirko
90—Jill Herman
89—Jill Herman
Diane Klueg
Pam McCreesh
88—Ilene Cohen
Diane Klueg
Jill Marghella
Pam McCreesh
87—Diane Klueg
Donna O'Connell
Tracy Warren
86—Diane Klueg
Tracy Warren
85—Carole Grusemeyer
Gina LaMandre
Carol Maioran
Carla Mancuso
84—Rose Kalisak
Anita Kubicka
Gina LaMandre
Carol Maioran
Karen Youngman
83—Ann DeGennaro
Donna Michal
Karen Youngman
82—Janet Hoffsinger
Donna Michal
Karen Youngman

NORTH CENTRAL (ILL.) (1)
83—Dawn Schabacker

OHIO NORTHERN (1)
94—Kerry Barnett

PACIFIC LUTHERAN (5)
04—Jewel Koury
03—Jewel Koury
02—Shannon Fritzke
Melissa Korb
00—Shannon Fritzke

PINE MANOR (1)
02—Kim Brizido

PLYMOUTH ST. (1)
96—Karen Carpenter

REDLANDS (1)
93—Michelle Phillips

ROANOKE (1)
01—Amy Layman

ROWAN (10)
00—Stephanie Allocco
98—Stephanie Allocco
Crystal Feo
97—Stephanie Allocco
Jami Musey
96—Crystal Feo
Jami Musey
Joy Pittner
94—Kara Gilligan
83—Rosann Parzanese

RUTGERS-CAMDEN (2)
06—Michelle Schlichtig
05—Michelle Schlichtig

ST. MARY'S (MINN.) (4)
01—Jill Hocking
00—Jill Hocking
97—Jenny Garin
Kelly King

ST. SCHOLASTICA (1)
06—Laura Heise

ST. THOMAS (MINN.) (6)
06—Maria Bye
Nikki Conway
Carrie Embree
05—Michelle Wong
04—Janet Nagle
03—Gina Utecht

SALEM ST. (1)
98—Colleen Parker

SALISBURY (8)
06—Lacey Lister
Erin Ruest
03—Lisa Gentilella
Katie Mullinix
02—Lisa Gentilella
01—April Harned
98—Jen Dodson
Myra Parks

SCAD (1)
02—Jessica Cobillas

SIMPSON (7)
01—Karen Smith
99—Michelle Fowler
Kelly Schade
98—Michelle Fowler
Kelly Schade
97—Kelly Schade
Dee Wischmeier

SPRINGFIELD (2)
01—Nan Duga
96—Keri Camuso

TUFTS (1)
05—Courtney Bongiolatti

UNION (N.Y.) (1)
05—Julie Gawronski

URSINUS (1)
97—Janetta Trecroce

WARTBURG (2)
98—Jamie Porter
85—Cindy Suess

WASHINGTON-ST. LOUIS (3)
06—Laurel Sagartz
05—Liz Swary
04—Liz Swary

WESTERN CONN. ST. (2)
02—Cherie Bailey
Sarah Zaslaw

WESTERN NEW ENG. (1)
06—Jackie Card

WESTFIELD ST. (5)
92—Paula Eaton
83—Kate Broga
82—Donna Combs
Denise Foster
Jackie Heher

WHEATON (MASS.) (4)
01—Jill D'Arcy
99—Dina Terceira
98—Kim Sears
97—Randi Carine

WM. PATERSON (5)
05—Liz Sisca
01—Lauren Hertzberg
Diane Naugle
99—Diane Naugle
93—Margaret DuPuis

WIS.-EAU CLAIRE (1)
99—Jill Schoenike

WIS.-SUPERIOR (1)
03—Sarah Tarasewicz

WIS.-WHITEWATER (2)
04—Erin Bravo
99—Valerie Kerkman

WORCESTER ST. (1)
83—Maureen Fyre

Division III All-America Teams

(1982-06)

1982*
1B—Karen Youngman, TCNJ
2B—Donna Combs, Westfield St.
SS—Jackie Heher, Westfield St.
3B—Janet Hoffsinger, TCNJ
OF—Sheena Carpenter, Eastern Conn. St.
OF—Denise Foster, Westfield St.
OF—Sue Smuller, Eastern Conn. St.
DH—Donna Michal, TCNJ
C—Debbie Dalton, Eastern Conn. St.
At Large—Anne Costello, Eastern Conn. St.
At Large—Jessica Olsen, Eastern Conn. St.
P—Lisa Kirk, Eastern Conn. St.

**National championship all-tournament team recognized as all-America team.*

1983
1B—Anne Costello, Eastern Conn. St.
1B—Karen Youngman, TCNJ
2B—Tammy Dollenbacker, Augustana (Ill.)
SS—Laura Martinek, Benedictine (Ill.)
3B—Katie Keller, Aurora
3B—Donna Michal, TCNJ
OF—Kate Broga, Westfield St.
OF—Ann DeGennaro, TCNJ
OF—Maureen Fyre, Worcester St.
C—Rita Schulz, Benedictine (Ill.)
P—Rosann Parzanese, Rowan
P—Dawn Schabacker, North Central (Ill.)

1984
1B—Karen Youngman, TCNJ
2B—Anita Kubicka, TCNJ
SS—Laurie Koustik, La Verne
3B—Jeannie Demers, Buena Vista
OF—Sue Custer, Allegheny
OF—Leslie LaPrise, Aurora
OF—Carol Maioran, TCNJ
C—Rita Schulz, Benedictine (Ill.)
At Large—Lisa Kirk, Eastern Conn. St.
At Large—Gina LaMandre, TCNJ
At Large—Libby Kestel, Buena Vista
P—Rose Kalisak, TCNJ

1985
1B—Ann Marie Smith, Montclair St.
2B—Carole Grusemeyer, TCNJ
SS—Carol Buckheit, Ithaca
3B—Debbie Carreiro, Bridgewater St.
OF—Carol Maioran, TCNJ
OF—Cindy Suess, Wartburg
OF—Deb Ferranti, Cortland St.
U—Julie Dennis, Allegheny
U—Carla Mancuso, TCNJ
U—Mildred Piscopo, Ithaca
C—Libby Kestel, Buena Vista
P—Gina LaMandre, TCNJ

1986
1B—Sandy Fisher, Kean
2B—Gia Celularo, Allegheny
SS—Carol Buckheit, Ithaca
3B—Tracy Warren, TCNJ
OF—Trish Wodatch, Eastern Conn. St.
OF—Donna Brooks, Montclair St.
OF—Missy Vogel, Allegheny
U—Diane Klueg, TCNJ
DH—Amy Baudouin, Aurora
C—Marge Theobald, Montclair St.
P—Kim Durocher, Eastern Conn. St.
P—Darsi Doyl, Luther

1987
1B—Kris Thompson, Central (Iowa)
2B—Gia Celularo, Allegheny
SS—Anne Westerkamp, Benedictine (Ill.)
3B—Tracy Warren, TCNJ
OF—Missy Vogel, Allegheny
OF—Sandy Workman, Benedictine (Ill.)
OF—Julie Quirin, Buena Vista
U—Diane Klueg, TCNJ
C—Marge Theobald, Montclair St.
P—Laurie Sutten, Central (Iowa)
P—Dina DeAquino, Montclair St.
P—Donna O'Connell, TCNJ

1988
1B—Marianne Shumbo, Eastern Conn. St.
2B—Gia Celularo, Allegheny
SS—Pam McCreesh, TCNJ
3B—Diane Klueg, TCNJ
OF—Andrea Costa, Eastern Conn. St.
OF—Ginny Adler, Eastern Conn. St.
OF—Ilene Cohen, TCNJ
U—Michele Boyer, Augsburg
C—Marge Theobald, Montclair St.
At Large—Jill Marghella, TCNJ
P—Shelley Brown, Allegheny
P—Dina DeAquino, Montclair St.

1989
1B—Jill Herman, TCNJ
2B—Linda Giarrusso, Montclair St.
SS—Pam McCreesh, TCNJ
3B—Diane Klueg, TCNJ
OF—Penny Whiteman, Allegheny

OF—Donna Brooks, Montclair St.
OF—Leanne Shoop, Eastern Conn. St.
U—Lynn Rocheleau, Eastern Conn. St.
At Large—Brenda Vigness, Central (Iowa)
C—Danielle Kittelson, Luther
P—Shelley Brown, Allegheny
P—Christia Mohan, Eastern Conn. St.

1990
1B—Jill Herman, TCNJ
2B—Carla Hollomann, Allegheny
SS—Mary Ellen Fata, Kean
3B—Kim Wilson, Montclair St.
OF—Donna Brooks, Montclair St.
OF—Kelly Dockz, Montclair St.
OF—Stacey Sparks, Millikin
OF—Leanne Shoop, Eastern Conn. St.
U—Danielle Kittelson, Luther
C—Kate Titus, Muskingum
P—Christia Mohan, Eastern Conn. St.
P—Sharon Lorber, Coe

1991
1B—Jeanne Hengemuhle, TCNJ
2B—Lynn Spirko, TCNJ
2B—Christi Van Werden, Central (Iowa)
SS—Janet Domino, TCNJ
3B—Jenny Grower, Mount Union
OF—Patti Kinghorn, TCNJ
OF—Danielle Seeger, Cortland St.
OF—Penny Whiteman, Allegheny
U—Marnie LaFleur, Cal St. San B'dino
C—Andrea Haight, Augsburg
P—Jennifer LoPresti, TCNJ
P—Jamie Mahnke, Central (Iowa)

1992
1B—Jeanne Hengemuhle, TCNJ
2B—Johanna Psconda, Hope
SS—Janet Domino, TCNJ
3B—Michelle Carlson, TCNJ
OF—Kris Naegele, Muskingum
OF—Paula Eaton, Westfield St.
OF—Margie Ackers, TCNJ
U—Chris Sheaffer, Muskingum
C—Deb Vashaw, Hope
At Large—Lois Fyfe, Montclair St.
P—Amy Hapder, Buena Vista
P—Emily Grimes, Central (Iowa)

1993
1B—Jenny Madden, Benedictine (Ill.)
2B—Jennifer Flinn, Montclair St.
SS—Karen Baird, Adrian
3B—Margaret DuPuis, Wm. Paterson
OF—Rachel Hudak, TCNJ
OF—JoAnn Heckethorn, TCNJ
OF—Amy Periman, Aurora
U—Michelle Phillips, Redlands
C—Marie Curran, TCNJ
At Large—Stacey Mays, La Verne
P—Emily Grimes, Central (Iowa)
P—Laurie Machuga, Allegheny

1994
1B—Angela Constantine, Bridgewater St.
2B—Jennifer Flinn, Montclair St.
SS—Kerry Barnett, Ohio Northern
3B—Michelle Carlson, TCNJ
OF—JoAnn Heckethorn, TCNJ
OF—Rachel Hudak, TCNJ
OF—Rachel Butler, Alma
U—Robin Selbst, TCNJ
C—Kara Gilligan, Rowan
P—Amy Hapder, Buena Vista
P—Laurie Machuga, Allegheny
P—Heather White, Buena Vista

1995
1B—Lynette Mullen, Central (Iowa)
2B—Jennifer Flinn, Montclair St.
2B—Robin Selbst, TCNJ
SS—Lisa Cancilla, Chapman
3B—Michelle Carlson, TCNJ
3B—Karyn Ericson, Aurora
OF—Kim Horn, Aurora
OF—Rachel Hudak, TCNJ
OF—Jessamine Maiben, Chapman
DP—Sunny Montas, TCNJ
C—Laurie Davidson, Aurora
C—Kathy Donovan, Chapman
P—Missey Allen, Central (Iowa)
P—Christy Guidorizzi, Chapman
P—Laurie Machuga, Allegheny

1996
1B—Jami Musey, Rowan
At Large—Anita DeFeo, TCNJ
2B—Karen Carpenter, Plymouth St.
SS—Joy Pittner, Rowan
At Large—Keri Camuso, Springfield
3B—Wendy Moore, Hope
OF—Jessamine Maiben, Chapman
OF—Crystal Feo, Rowan
OF—Jennifer Citarella, Montclair St.
UT/DP—Jen Goodwin, Bridgewater St.
At Large—Deanna Hunt, Buffalo St.
C—Kathy Donovan, Chapman
C—Sunny Montas, TCNJ
P—Christy Guidorizzi, Chapman
P—Kate Enochs, Benedictine (Ill.)

1997
1B—Jami Musey, Rowan
2B—Julie Backof, McDaniel
SS—Stephanie Allocco, Rowan
3B—Randi Carine, Wheaton (Mass.)
OF—Jennifer Citarella, Montclair St.
OF—Beth Cwinski, Aurora
OF—Alicia Sanchez, TCNJ
U—Janetta Trecroce, Ursinus
C—Jerrilyn Acevedo, Montclair St.
C—Dee Wischmeier, Simpson
P—Sharon Ormsbee, Montclair St.
P—Kelly Schade, Simpson
At Large—Kelly King, St. Mary's (Minn.)
At Large—Shauna Koolhaas, Calvin
DP—Jenny Garin, St. Mary's (Minn.)

1998
1B—Stephanie Carew, Chapman
At Large—Andi Royster, Buena Vista
2B—Jamie Porter, Wartburg
SS—Stephanie Allocco, Rowan
At Large—Colleen Parker, Salem St.
3B—Jen Dodson, Salisbury
OF—Nicole Cefaratti, Buffalo St.
OF—Crystal Feo, Rowan
OF—Danielle Pease, Alma
U—Kim Sears, Wheaton (Mass.)
C—Michelle Fowler, Simpson
C—Jerrilyn Acevedo, Montclair St.
P— Kelly Schade, Simpson
P—Leslie Lance, Cortland St.
DP—Myra Parks, Salisbury

1999
1B—Stephanie Carew, Chapman
At Large—Jill Schoenike, Wis.-Eau Claire
2B—Tara Wicz, Montclair St.
SS—Andrianne Cole, Mount Union
3B—Krissy Medino, TCNJ
OF—Danielle Pease, Alma
OF—Valerie Kerkman, Wis.-Whitewater
OF—Nicole Cefaratti, Buffalo St.
U—Diane Naugle, Wm. Paterson
C—Jamie Lascik, Montclair St.
C—Michelle Fowler, Simpson
At Large—Dina Terceira, Wheaton (Mass.)
P—Kelly Schade, Simpson
P—Jessica Chambers, Messiah
DP—Raquel Burns, Bethany (W.V.)

2000
1B—Devon Searfoss, TCNJ
2B—Tara Wisz, Montclair St.
SS—Stephanie Allocco, Rowan
SS—Brandee Brower, Alma
3B—Donell Hotze, Central (Iowa)
OF—Toni Milito, Montclair St.
OF—Leslie Prochaska, Chapman
OF—Cassie Cunningham, Capital
U—Jill Hocking, St. Mary's (Minn.)
C—Shannon Fritzke, Pacific Lutheran
C—Kristin Furdon, Ithaca
P—Paige Stamp, Coe
P—Becky Pierce, Alma
At Large—Linsey Buendia, Chapman
DP—Mandy Carnes, Muskingum

2001
1B—Laura Remia, Ithaca
2B—Jill D'Arcy, Wheaton (Mass.)
SS—Gina Meza, La Verne
3B—Tonya Galiszewski, Montclair St.
OF—Lauren Hertzberg, Wm. Paterson
OF—Karen Smith, Simpson
OF—Danielle Pease, Alma
U—Jill Hocking, St. Mary's (Minn.)
At Large—Diane Naugle, Wm. Paterson
C—Annie Van Wetzinga, Central (Iowa)
C—April Harned, Salisbury
P—Megan Johnston, Cabrini
P—Nan Duga, Springfield
At Large—Amy Layman, Roanoke
DP—Mandy Carnes, Muskingum

2002
1B—Mandy Carnes, Muskingum
2B—Jonna Ball, Cortland St.
SS—Cherie Bailey, Western Conn. St.
3B—Lisa Gentilella, Salisbury
OF—Kim Brizido, Pine Manor
OF—Tonya Minor, East Tex. Baptist
OF—Kristen Wallace, Methodist
U—Sara Tharp, Mount Union
C—Shannon Fritzke, Pacific Lutheran
C—Kristin Furdon, Ithaca
P—Melissa Korb, Pacific Lutheran
P—Sarah Zaslaw, Western Conn. St.
DP—Jessica Cobillas, SCAD
At Large—Jen Scavone, Clark (Mass.)
At Large—Rachel Schaefer, Bethany (W.V.)

2003
1B—Mandy Carnes, Muskingum
2B—Alissa Mildebrath, Lake Forest
SS—Gina Meza, La Verne
3B—Lisa Gentilella, Salisbury
OF—Jennifer Kypta, Maryville (Mo.)
OF—Brynne Hasse, Ill. Wesleyan
OF—Tamara Boggs, Emory
U—Jewel Koury, Pacific Lutheran
C—Sarah Tarasewicz, Wis.-Superior
C—Gina Utecht, St. Thomas (Minn.)
P—Libby Hysell, Central (Iowa)
P—Erica Hoyt, Muskingum
DP—Nicole Blubaugh, Muskingum
At Large—Katie Mullinix, Salisbury
At Large—Sue Whitcher, La Verne

2004
1B—Liz Swary, Washington-St. Louis
2B—Brooke Peterdozzi, Cabrini
SS—Heather Bortz, Moravian
3B—Kelley Silagyi, La Verne

Photo by Grant Halverson/NCAA Photos

Michelle Schlichtig of Rutgers-Camden earned back-to-back Division III first-team all-America recognition in 2005 and 2006. Last season, she recorded a 1.03 earned-run average and was second in the division with 32 wins.

OF—Dalas Slosjarik, Chris. Newport
OF—Erin Bravo, Wis.-Whitewater
OF—Tonya Minor, East Tex. Baptist
U—Audrey Kuhn, Geneseo St.
C—Angela Gonzales, East Tex. Baptist
C—Nicole Loudin, Baldwin-Wallace
P—Erica Hoyt, Muskingum
P—Meagan Hennessy, Moravian
At Large—Janet Nagle, St. Thomas (Minn.)
At Large—Jewel Koury, Pacific Lutheran
DP—Allison Ratcliff, East Tex. Baptist

2005
1B—Liz Swary, Washington-St. Louis
2B—Michelle Wong, St. Thomas (Minn.)
SS—Jill Jeranko, Chapman
At Large—Courtney Bongiolatti, Tufts
3B—Purdence Kjontvedt, Cal Lutheran
OF—Julie Gawronski, Union (N.Y.)
OF—Jen Scavone, Clark (Mass.)
OF—Beth Rohlena, Coe
At Large—Candace Graham, Hope
U—Liz Sisca, Wm. Paterson
C—Brianne Haas, Maryville (Mo.)
P—Taylor Petersen, Aurora
P—Michelle Schlichtig, Rutgers-Camden
At Large—Amy Ernst, Coe
DP—Nicole Blubaugh, Muskingum

2006
1B—Erin Ruest, Salisbury
2B—Erin Daniels, Augustana (Ill.)
SS—Carrie Embree, St. Thomas (Minn.)
3B—Kelley Silagyi, La Verne
OF—Caroline Cubbage, Lynchburg
OF—Annie Dillinger, Fontbonne
OF—Nicole Cortez, Hardin-Simmons
U—Maria Bye, St. Thomas (Minn.)
C—Nikki Conway, St. Thomas (Minn.)
At Large—Kari Hoying, Muskingum
P—Michelle Schlichtig, Rutgers-Camden
P—Laurel Sagartz, Washington-St. Louis
At Large—Lacey Lister, Salisbury
At Large—Laura Heise, St. Scholastica
DP—Jackie Card, Western New Eng.

Most All-Americans by School

(First-Team Selections)

School (Division[s])	No.
TCNJ (III)	53
Arizona (I)	52
UCLA (I)	43
Montclair St. (III)	26
Bloomsburg (II)	25
Fresno St. (I)	24
Fla. Southern (II)	21
Eastern Conn. St. (III)	18
Cal St. Fullerton (I)	16
Cal St. Northridge (II/I)	16
Kennesaw St. (II/I)	16
Allegheny (III)	15
Chapman (II/III)	15
Michigan (I)	13
Augustana (S.D.) (II)	12
Central (Iowa) (III)	12
La.-Lafayette (I)	12
Muskingum (III)	12
Washington (I)	12
Cal St. Bakersfield (II)	11
Texas A&M (I)	11
California (I)	10
California (Pa.) (II)	10
Neb.-Omaha (II)	10
Rowan (III)	10

Other Honors

Speedline/NFCA Coaching Staff of the Year*

(Head coach in parentheses)

DIVISION I

1996—Arizona (Mike Candrea)
1997—Arizona (Mike Candrea)
1998—Fresno St. (Margie Wright)
1999—DePaul (Eugene Lenti)
2000—Oklahoma (Patty Gasso)
2001—LSU (Yvette Girouard)
2002—California (Diane Ninemire)
2003—Texas (Connie Clark)
2004—UCLA (Sue Enquist)
2005—Michigan (Carol Hutchins)
2006—Northwestern (Kate Drohan)

DIVISION II

1996—Neb.-Omaha (Mary Yori)
1997—California (Pa.) (Rick Bertagnolli)
1998—California (Pa.) (Rick Bertagnolli)
1999—Neb.-Kearney (Dan Simmons)
2000—North Dakota St. (Mitch Hanson)
2001—Neb.-Omaha (Jeanne Tostenson)
2002—St. Mary's (Tex.) (Donna Fields)
2003—UC Davis (Kathy DeYoung)
2004—Angelo St. (Travis Scott)
2005—Lynn (Thomas Macera)
2006—Lock Haven (Kelley Green)

DIVISION III

1996—Bridgewater St. (Dee Dee Enabenter)
1997—Simpson (Henry Christowski)
1998—Wis.-Stevens Point (Dean Shuda)
1999—Simpson (Henry Christowski)
2000—Roanoke (Allen Bayse)
2001—Muskingum (Donna Newberry)
2002—Lake Forest (Diane Kanney)
2003—Central (Iowa) (George Wares)
2004—St. Thomas (Minn.) (John Tschida)
2005—St. Thomas (Minn.) (John Tschida)
2006—Rutgers-Camden (Carl Taylor)

**Award was given to the Coach of the Year before 1998.*

Diamond Sports/NFCA Catcher of the Year

DIVISION I

1997—Leah Braatz, Arizona
1998—Leah Braatz, Arizona
1999—Stacey Nuveman, UCLA
2000—Keri McCallum, Mississippi St.
2001—Stacey Nuveman, UCLA
2002—Stacey Nuveman, UCLA
2003—Kristen Rivera, Washington
2004—Kristen Rivera, Washington
2005—Kristen Rivera, Washington
2006—Haley Woods, California

DIVISION II

1997—Megan Hunsinger, Bloomsburg
1998—Megan Hunsinger, Bloomsburg
1999—Audra Thomas, Kennesaw St.
2000—Audra Thomas, Kennesaw St.
2001—Blake Baskin, Kennesaw St.
2002—Tracie Schioppo, Cal St. San B'dino
2003—Jami Ingram, Texas Woman's
2004—Crystal Krebs, UC-Colo. Spgs.
2005—Liz Beyer, St. Mary's (Tex.)
2006—Jessica Padilla, Humboldt St.

DIVISION III

1997—Jerrilyn Acevedo, Montclair St.
1998—Carrie McVicker, John Carroll
1999—Michelle Fowler, Simpson
2000—Shannon Fritzke, Pacific Lutheran
2001—Annie Van Wetzinga, Central (Iowa)
2002—Shannon Fritzke, Pacific Lutheran
2003—Gina Utecht, St. Thomas (Minn.)
2004—Angela Gonzales, East Tex. Baptist
2005—Brianne Haas, Maryville (Mo.)
2006—Nikki Conway, St. Thomas (Minn.)

Adidas Golden Shoe Award for Stolen Bases

DIVISION I

2005—Sharonda McDonald, Texas A&M
2006—Caitlin Lowe, Arizona

DIVISION II

2005—Ashley Cecil, Fla. Gulf Coast
2006—Kandace Kubat, Angelo St.

DIVISION III

2005—Mary Greenway, Ferrum
2006—Carrie Embree, St. Thomas (Minn.)

Attendance Records

2006 Home Attendance Leaders..... 176
Annual Team Home Attendance Champions 177
All-Time Largest Crowds 178

2006 Home Attendance Leaders

Division I

AVERAGE HOME ATTENDANCE

	School	Total Attendance	Dates	Avg.
1.	Arizona	37,908	29	1,307
2.	Fresno St.	22,303	18	1,239
3.	Alabama	27,071	25	1,083
4.	Texas	26,785	25	1,071
5.	Texas A&M	16,481	17	969
6.	Michigan	11,618	13	894
7.	Tennessee	12,680	18	704
8.	Oklahoma	10,430	16	652
9.	Florida	14,449	23	628
10.	Nebraska	10,012	16	626
11.	UCLA	14,975	24	624
12.	LSU	14,731	24	614
13.	Baylor	12,194	20	610
14.	Georgia	15,246	26	586
15.	Arizona St.	15,745	27	583
16.	Washington	6,946	12	579
17.	Virginia Tech	5,510	10	551
18.	Massachusetts	5,611	11	510
19.	Kansas	7,941	16	496
20.	Illinois	4,388	9	488
21.	Oregon St.	8,061	17	474
22.	La.-Lafayette	6,999	15	467
23.	Cal St. Fullerton	9,222	20	461
24.	Southern Miss.	7,481	17	440
25.	Auburn	9,664	22	439
26.	Brigham Young	4,330	10	433
27.	Iowa	7,659	18	426
28.	Arkansas	8,671	21	413
29.	New Mexico	5,327	13	410
30.	Northwestern	5,537	15	369
31.	San Diego St.	7,354	20	368
32.	Michigan St.	5,422	15	361
33.	Louisville	6,323	18	351
34.	Notre Dame	4,745	14	339
35.	Oregon	4,669	14	334
36.	Texas St.	3,965	12	330
37.	California	3,961	12	330
38.	Wichita St.	4,617	14	330
39.	Missouri	4,941	15	329
40.	South Fla.	10,436	32	326

TOTAL HOME ATTENDANCE

	School	Total Attendance	Dates	Avg.
1.	Arizona	37,908	29	1,307
2.	Alabama	27,071	25	1,083
3.	Texas	26,785	25	1,071
4.	Fresno St.	22,303	18	1,239
5.	Texas A&M	16,481	17	969
6.	Arizona St.	15,745	27	583
7.	Georgia	15,246	26	586
8.	UCLA	14,975	24	624
9.	LSU	14,731	24	614
10.	Florida	14,449	23	628
11.	Tennessee	12,680	18	704
12.	Baylor	12,194	20	610
13.	Michigan	11,618	13	894
14.	South Fla.	10,436	32	326
15.	Oklahoma	10,430	16	652
16.	Nebraska	10,012	16	626
17.	Auburn	9,664	22	439
18.	Cal St. Fullerton	9,222	20	461
19.	Arkansas	8,671	21	413
20.	Florida St.	8,577	28	306
21.	Oregon St.	8,061	17	474
22.	Stanford	7,967	28	285
23.	Kansas	7,941	16	496
24.	Iowa	7,659	18	426
25.	Southern Miss.	7,481	17	440
26.	Tulsa	7,433	24	310
27.	San Diego St.	7,354	20	368
28.	La.-Lafayette	6,999	15	467
29.	Washington	6,946	12	579
30.	Louisville	6,323	18	351
31.	Fla. Atlantic	5,982	25	239
32.	Massachusetts	5,611	11	510
33.	Hawaii	5,548	20	277
34.	Northwestern	5,537	15	369
35.	Virginia Tech	5,510	10	551
36.	Michigan St.	5,422	15	361
37.	Mississippi St.	5,379	19	283
38.	Houston	5,373	20	269
39.	New Mexico	5,327	13	410
40.	Missouri	4,941	15	329

Division II

AVERAGE HOME ATTENDANCE

	School	Total Attendance	Dates	Avg.
1.	Delta St.	4,412	13	339
2.	Emporia St.	3,161	10	316
3.	Midwestern St.	2,736	9	304
4.	Ouachita Baptist	1,332	6	222
5.	Tex. A&M-Kingsville	3,036	14	217
6.	Wingate	1,962	10	196
7.	Mount Olive	1,315	7	188
8.	Angelo St.	2,960	16	185
9.	Northwest Mo. St.	2,122	12	177
10.	Central Ark.	1,582	9	176
11.	Grand Valley St.	980	6	163
12.	Le Moyne	1,138	7	163
13.	Lock Haven	1,598	10	160
14.	Valdosta St.	1,716	11	156
15.	Northwood	1,712	11	156
16.	Christian Bros.	1,662	11	151
17.	Ark.-Monticello	2,038	14	146
18.	Abilene Christian	1,600	11	145
19.	UC-Colo. Spgs.	2,020	14	144
20.	Cal St. Bakersfield	2,144	15	143
21.	Kutztown	995	7	142
22.	Henderson St.	1,685	12	140
23.	Shippensburg	1,398	10	140
24.	Colorado St.-Pueblo	1,248	9	139
25.	Texas Woman's	1,784	13	137

TOTAL HOME ATTENDANCE

	School	Total Attendance	Dates	Avg.
1.	Delta St.	4,412	13	339
2.	Emporia St.	3,161	10	316
3.	Tex. A&M-Kingsville	3,036	14	217
4.	Angelo St.	2,960	16	185
5.	Midwestern St.	2,736	9	304
6.	Fla. Southern	2,503	23	109
7.	Cal St. Bakersfield	2,144	15	143
8.	Northwest Mo. St.	2,122	12	177
9.	Ark.-Monticello	2,038	14	146
10.	UC-Colo. Spgs.	2,020	14	144
11.	Wingate	1,962	10	196
12.	C.W. Post	1,842	17	108
13.	Rollins	1,790	19	94
14.	Texas Woman's	1,784	13	137
15.	Bryant	1,728	15	115
16.	St. Mary's (Tex.)	1,722	18	96
17.	Valdosta St.	1,716	11	156
18.	Northwood	1,712	11	156
19.	Henderson St.	1,685	12	140
20.	St. Leo	1,670	18	93
21.	Christian Bros.	1,662	11	151
22.	Abilene Christian	1,600	11	145
23.	Lock Haven	1,598	10	160
24.	Central Ark.	1,582	9	176
25.	West Ga.	1,571	15	105

Division III

AVERAGE HOME ATTENDANCE

School	Total Attendance	Dates	Avg.
1. Simpson	1,836	7	262
2. Louisiana Col.	2,445	10	245
3. Wis.-Eau Claire	1,062	5	212
4. Mississippi Col.	1,625	8	203
5. Endicott	1,935	10	194
6. Marietta	1,930	10	193
7. Coe	1,500	8	188
8. Randolph-Macon	2,050	11	186
9. Texas Lutheran	1,645	9	183
10. Muskingum	1,359	8	170
11. East Tex. Baptist	1,500	9	167
12. Mary Hardin-Baylor	1,650	10	165
13. Gust. Adolphus	988	6	165
14. Moravian	965	6	161
15. Piedmont	2,048	13	158
16. Concordia-M'head	912	6	152
17. Cortland St.	1,194	8	149
18. Wilkes	1,025	7	146
19. St. Norbert	1,024	7	146
20. Mt. St. Joseph	845	6	141
21. Texas-Dallas	840	6	140
22. Plattsburgh St.	1,090	8	136
23. Lawrence	542	4	136
24. Ozarks (Ark.)	1,065	8	133
25. Alma	794	6	132
26. St. Thomas (Minn.)	925	7	132
27. Emory & Henry	1,318	10	132

TOTAL HOME ATTENDANCE

School	Total Attendance	Dates	Avg.
1. Louisiana Col.	2,445	10	245
2. Randolph-Macon	2,050	11	186
3. Piedmont	2,048	13	158
4. Endicott	1,935	10	194
5. Marietta	1,930	10	193
6. Simpson	1,836	7	262
7. Mary Hardin-Baylor	1,650	10	165
8. Texas Lutheran	1,645	9	183
9. Mississippi Col.	1,625	8	203
10. Babson	1,560	14	111
11. Coe	1,500	8	188
East Tex. Baptist	1,500	9	167
13. Chapman	1,425	11	130
14. Western New Eng.	1,395	14	100
15. Muskingum	1,359	8	170
16. Emory & Henry	1,318	10	132
17. Neumann	1,287	10	129
18. Hardin-Simmons	1,255	10	126
19. Montclair St.	1,216	12	101
20. Bridgewater (Va.)	1,215	12	101
21. Cortland St.	1,194	8	149
22. Benedictine (Ill.)	1,164	13	90
23. Neb. Wesleyan	1,150	10	115
24. Thomas More	1,136	12	95
25. Bridgewater St.	1,100	10	110

Annual Team Home Attendance Champions

Division I

BY AVERAGE ATTENDANCE

Year	School	Dates	Attendance	Average
1991	Fresno St.	15	16,371	1,091
1992	Fresno St.	16	13,962	873
1993	Fresno St.	11	14,812	1,347
1994	Arizona	17	21,057	1,239
1995	Arizona	17	25,261	1,486
1996	Fresno St.	16	34,224	2,139
1997	Fresno St.	20	51,133	2,557
1998	Fresno St.	16	35,220	2,201
1999	Fresno St.	26	55,746	2,144
2000	Fresno St.	21	49,568	2,360
2001	Fresno St.	16	34,151	2,134
2002	Fresno St.	16	29,209	1,826
2003	Fresno St.	20	36,703	1,835
2004	Fresno St.	15	27,633	1,842
2005	Fresno St.	20	37,581	1,879
2006	Arizona	29	37,908	1,307

BY TOTAL ATTENDANCE

Year	School	Dates	Attendance
1991	Fresno St.	15	16,371
1992	Fresno St.	16	13,962
1993	Fresno St.	11	14,812
1994	Arizona	17	21,057
1995	Arizona	17	25,261
1996	Fresno St.	16	34,224
1997	Fresno St.	20	51,133
1998	Fresno St.	16	35,220
1999	Fresno St.	26	55,746
2000	Fresno St.	21	49,568
2001	Arizona	28	46,499
2002	Arizona	28	49,140
2003	Fresno St.	20	36,703
2004	Arizona	29	33,309
2005	Fresno St.	20	37,581
2006	Arizona	29	37,908

Division II

BY AVERAGE ATTENDANCE

Year	School	Dates	Attendance	Average
1991	Portland St.	10	2,900	290
1992	Neb.-Kearney	9	2,150	239
1993	Augustana (S.D.)	13	3,684	283
1994	Cal Poly	5	1,244	249
1995	Kennesaw St.	7	1,705	244
1996	California (Pa.)	8	1,700	213
1997	Tex. A&M-Kingsville	10	3,050	305
1998	Mo. Southern St.	11	2,070	188
1999	Tex. A&M-Kingsville	8	2,150	269
2000	Tex. A&M-Kingsville	11	3,650	332
2001	Tex. A&M-Kingsville	14	4,650	332
2002	Tex. A&M-Kingsville	9	2,300	256
2003	North Dakota St.	8	1,873	234
2004	St. Leo	13	2,612	201
2005	Shippensburg	13	3,228	248
2006	Delta St.	13	4,412	339

BY TOTAL ATTENDANCE

Year	School	Dates	Attendance
1991	Portland St.	10	2,900
1992	Wayne St. (Mich.)	13	2,509
1993	Augustana (S.D.)	13	3,684
1994	Wayne St. (Mich.)	17	2,730
1995	West Fla.	33	2,220
1996	Colorado St.-Pueblo	17	2,863
1997	Tex. A&M-Kingsville	10	3,050
1998	West Fla.	30	3,165
1999	Cal St. Bakersfield	20	3,090
2000	Tex. A&M-Kingsville	11	3,650
2001	Tex. A&M-Kingsville	14	4,650
2002	North Dakota St.	14	3,285
2003	Ala.-Huntsville	13	2,996
2004	Fla. Southern	26	3,336
2005	Shippensburg	13	3,228
2006	Delta St.	13	4,412

Division III

BY AVERAGE ATTENDANCE

Year	School	Dates	Attendance	Average
1991	Eastern Conn. St.	20	6,600	330
1992	TCNJ	13	4,155	320
1993	Eastern Conn. St.	11	2,900	264
1994	Benedictine (Ill.)	11	2,900	264
1995	Buena Vista	9	1,765	196
1996	Central (Iowa)	9	1,900	211
1997	TCNJ	6	1,300	217
1998	Simpson	15	5,528	369
1999	Simpson	17	4,964	292
2000	Simpson	12	3,425	285
2001	Simpson	6	1,850	308
2002	Simpson	9	2,100	233
2003	Simpson	6	1,675	279
2004	Louisiana Col.	10	2,309	231
2005	Coe	9	2,165	241
2006	Simpson	7	1,836	262

BY TOTAL ATTENDANCE

Year	School	Dates	Attendance
1991	Eastern Conn. St.	20	6,600
1993	Eastern Conn. St.	11	2,900
1992	TCNJ	13	4,155
1994	Benedictine (Ill.)	11	2,900
1995	Wis.-Stout	16	1,850
1996	Central (Iowa)	9	1,900
1997	Wis.-Eau Claire	12	1,950
1998	Simpson	15	5,528
1999	Simpson	17	4,964
2000	Simpson	12	3,425
2001	North Central (Ill.)	18	3,175
2002	Pacific Lutheran	12	2,645
2003	Pacific Lutheran	11	2,660
2004	Chapman	29	2,537
2005	Muskingum	13	2,805
2006	Louisiana Col.	10	2,445

All-Time Largest Crowds

SINGLE DATE

8,049 - 2000 Women's College World Series Championship Game, Session 7, Oklahoma City, May 29, 2000 (Oklahoma def. UCLA, 3-1)

SINGLE DATE, REGULAR SEASON

5,724 - Fresno St. vs. Arizona, Bulldog Diamond, Fresno, Calif., March 14, 2000 (Arizona def. Fresno St. 2-0, 3-1).

TOP 5 ATTENDANCE DATES

8,049 - 2000 Women's College World Series Championship Game, Session 7, Oklahoma City, May 29, 2000 (Oklahoma def. UCLA, 3-1).

7,436 - 2006 Women's College World Series, Session 5, Oklahoma City, June 10, 2006 (UCLA def. Texas 2-0)

7,422 - 2001 Women's College World Series, Session 3, Oklahoma City, May 25, 2001 [Arizona def. Oklahoma 5-4 (8 inn.); UCLA def. Stanford, 5-0.]

6,817 - 2001 Women's College World Series, Session 5, Oklahoma City, May 26, 2001 [Stanford def. California, 1-0; LSU def. Oklahoma, 2-1 (13 inn.)]

6,644 - 2002 Women's College World Series, Session 4, Oklahoma City, May 25, 2002 (UCLA def. Oklahoma, 2-0; Nebraska def. Michigan, 1-0)

Championships

Division I Results, Records 180
Division II Results, Records 186
Division III Results, Records 191

Division I Championship

2006 Championship Results

AMHERST REGIONAL
Massachusetts 2, Albany (N.Y.) 0
Lehigh 4, Texas A&M 3
Massachusetts 6, Lehigh 4 (10 inn.)
Texas A&M 6, Albany (N.Y.) 5
Lehigh 4, Texas A&M 3
Massachusetts 3, Lehigh 0

ANN ARBOR REGIONAL
Oklahoma 1, Kent St. 0
Michigan 4, Youngstown St. 0
Michigan 1, Oklahoma 0 (9 inn.)
Kent St. 8, Youngstown St. 0 (5 inn.)
Oklahoma 9, Kent St. 1 (5 inn.)
Michigan 5, Oklahoma 2 (8 inn.)

ATHENS REGIONAL
Florida St. 7, Coastal Caro. 2
Georgia 4, Ga. Southern 0
Florida St. 3, Georgia 2
Ga. Southern 2, Coastal Caro. 1
Georgia 11, Ga. Southern 6
Georgia 3, Florida St. 1
Florida St. 2, Georgia 0

AUSTIN REGIONAL
Indiana 3, Utah 0
Texas 4, UTSA 0
Texas 3, Indiana 0
Utah 3, UTSA 2
Utah 5, Indiana 1
Texas 3, Utah 0

BATON ROUGE REGIONAL
La.-Lafayette 2, North Carolina St. 0
LSU 5, Princeton 0
LSU 7, La.-Lafayette 6 (10 inn.)
North Carolina St. 1, Princeton 0
La.-Lafayette 4, North Carolina St. 3 (9 inn.)
LSU 5, La.-Lafayette 4

CORVALLIS REGIONAL
Baylor 5, Portland St. 3
Oregon St. 2, Nevada 1
Oregon St. 5, Baylor 3
Portland St. 2, Nevada 1
Baylor 3, Portland St. 2
Oregon St. 3, Baylor 1

EVANSTON REGIONAL
Notre Dame 5, UC Santa Barb. 2
Northwestern 4, Southern Ill. 0
Northwestern 9, Notre Dame 0 (5 inn.)
Southern Ill. 2, UC Santa Barb. 1
Notre Dame 5, Southern Ill. 4
Northwestern 7, Notre Dame 4

FRESNO REGIONAL
Fresno St. 2, Cal St. Fullerton 0
Stanford 8, Tulsa 0 (5 inn.)
Fresno St. 3, Stanford 0
Cal St. Fullerton 6, Tulsa 2
Stanford 4, Cal St. Fullerton 1
Stanford 9, Fresno St. 3
Stanford 3, Fresno St. 0

GAINESVILLE REGIONAL
South Fla. 2, North Carolina 1
Fla. Atlantic 2, Florida 0
South Fla. 1, Fla. Atlantic 0
Florida 1, North Carolina 0
Fla. Atlantic 1, Florida 0
South Fla. 7, Fla. Atlantic 4

HEMPSTEAD REGIONAL
Hofstra 5, Penn St. 4
Arizona St. 6, Long Island 0
Arizona St. 2, Hofstra 0 (8 inn.)
Penn St. 2, Long Island 1
Penn St. 9, Hofstra 2
Arizona St. 5, Penn St. 0

IOWA CITY REGIONAL
Nebraska 1, Iowa 0 (10 inn.)
California 1, Illinois St. 0
California 4, Nebraska 2
Illinois St. 3, Iowa 2
Nebraska 3, Illinois St. 1
California 6, Nebraska 1

KNOXVILLE REGIONAL
Virginia Tech 1, Louisville 0 (12 inn.)
Tennessee 6, Tennessee Tech 4
Tennessee 9, Virginia Tech 1 (5 inn.)
Louisville 3, Tennessee Tech 0
Louisville 10, Virginia Tech 1 (5 inn.)
Tennessee 8, Louisville 1

LOS ANGELES REGIONAL
Long Beach St. 1, San Diego St. 0
UCLA 11, Missouri St. 2 (6 inn.)
UCLA 5, Long Beach St. 0
San Diego St. 1, Missouri St. 0
San Diego St. 3, Long Beach St. 1
UCLA 7, San Diego St. 0

SALT LAKE CITY REGIONAL
Kansas 3, Brigham Young 0
Washington 8, Southern Utah 0 (5 inn.)
Washington 6, Kansas 0
Brigham Young 5, Southern Utah 4
Kansas 2, Brigham Young 1
Washington 3, Kansas 0

TUCSON REGIONAL
Ohio St. 1, Auburn 0 (10 inn.)
Arizona 9, Marist 0 (6 inn.)
Arizona 6, Ohio St. 3
Auburn 14, Marist 0 (5 inn.)
Auburn 4, Ohio St. 0
Arizona 4, Auburn 2

TUSCALOOSA REGIONAL
Georgia Tech 9, Florida A&M 3
Alabama 8, Mississippi Val. 0 (5 inn.)
Alabama 8, Georgia Tech 5
Florida A&M 7, Mississippi Val. 5
Georgia Tech 10, Florida A&M 7
Alabama 7, Georgia Tech 2

AUSTIN SUPER REGIONAL
Texas 1, Washington 0
Texas 9, Washington 1 (6 inn.)

CORVALLIS SUPER REGIONAL
California 2, Oregon St. 1
Oregon St. 3, California 0
Oregon St. 1, California 0

EVANSTON SUPER REGIONAL
Massachusetts 1, Northwestern 0
Northwestern 4, Massachusetts 2
Northwestern 9, Massachusetts 0 (5 inn.)

KNOXVILLE SUPER REGIONAL
Tennessee 5, Michigan 3
Michigan 5, Tennessee 1
Tennessee 1, Michigan 0

LOS ANGELES SUPER REGIONAL
UCLA 2, South Fla. 0
UCLA 3, South Fla. 1

TEMPE SUPER REGIONAL
Arizona St. 6, Florida St. 1
Arizona St. 5, Florida St. 1

TUCSON SUPER REGIONAL
Arizona 5, LSU 0
LSU 3, Arizona 2
Arizona 14, LSU 5 (5 inn.)

TUSCALOOSA SUPER REGIONAL
Alabama 4, Stanford 1
Alabama 8, Stanford 7 (8 inn.)

WOMEN'S COLLEGE WORLD SERIES
Arizona 3, Oregon St. 2 (9 inn.)
Texas 2, Arizona St. 0
Northwestern 6, Alabama 5 (10 inn.)
Tennessee 4, UCLA 3
Arizona 2, Texas 0
Northwestern 2, Tennessee 0
Arizona St. 3, Oregon St. 1
UCLA 4, Alabama 1
Tennessee 3, Arizona St. 1 (9 inn.)
UCLA 2, Texas 0
Tennessee 1, Arizona 0
Northwestern 3, UCLA 1 (8 inn.)
Arizona 6, Tennessee 0

CHAMPIONSHIP SERIES
Arizona 8, Northwestern 0
Arizona 5, Northwestern 0

Women's College World Series

AT OKLAHOMA CITY

GAME NO. 1—JUNE 1

Arizona 3, Oregon St. 2 (9 inn.)

Oregon St.	AB	R	H	RBI	BB	SO	PO	A	LOB
Cambria Miranda lf/rf	4	0	0	0	0	1	1	0	1
Mia Longfellow ss	4	0	0	0	0	2	1	5	1
Adrienne Alo cf/rf	4	1	3	0	0	0	2	0	0
Lisa Allen c	3	0	0	0	0	1	5	1	1
Vanessa Iapala rf/lf	2	0	1	0	1	0	0	0	0
Maggie DeWall pr/lf	1	0	0	0	0	1	2	0	0
Stefanie Ewing dp/cf	3	0	0	0	0	1	0	0	0
Natalie Johnson cf	0	0	0	0	0	0	0	0	0
Ingrid Lochelt rf	1	0	0	0	0	0	0	0	0
DeAnn Young 1b	4	0	0	0	0	0	7	0	2
Brianne McGowan p	3	1	1	1	1	2	0	0	1
Kellie Roberts pr	0	0	0	0	0	0	0	0	0
Sherina Galvan 3b	3	0	0	0	1	2	3	1	1
Paige Lowe 2b	0	0	0	0	0	0	4	1	0
Totals	32	2	5	1	3	10	25	8	7

Arizona	AB	R	H	RBI	BB	SO	PO	A	LOB
Caitlin Lowe cf	5	2	3	0	0	0	0	0	0
Autumn Champion lf	4	0	2	1	0	1	2	0	0
Kristie Fox ss	4	0	2	2	1	1	2	2	2
Callista Balko c	4	0	1	0	0	1	10	1	4
Jenae Leles 3b	3	0	0	0	1	0	2	2	0
Danielle Rodriguez pr	0	0	0	0	0	0	0	0	0
Chelsie Mesa 2b	4	0	0	0	0	1	3	0	0
Taryne Mowatt dp	2	0	1	0	2	0	0	0	0
Kelly Nelson pr	0	0	0	0	0	0	0	0	0
Laine Roth 1b	2	0	0	0	2	0	6	0	2
Adrienne Acton rf	3	1	1	0	0	0	2	0	0
Sam Banister ph	1	0	0	0	0	1	0	0	2
Alicia Hollowell p	0	0	0	0	0	0	0	3	0
Totals	32	3	10	3	6	5	27	8	11

Score by Innings		R	H	E
Oregon St.	000 011 000 —	2	5	0
Arizona	002 000 001 —	3	10	3

Note: *1 out, 1 runner LOB when the game ended.*

E—Fox; Mesa; Hollowell. DP—Oregon St. 1; Arizona 1. LOB—Oregon St. 7; Arizona 11. 2B—Mowatt. HR—McGowan. SH—Allen; Champion. SB—Lowe; Acton. CS—Alo.

Oregon St.	IP	H	R	ER	BB	SO	AB	BF
Brianne McGowan	8.1	10	3	3	6	5	32	39

Arizona	IP	H	R	ER	BB	SO	AB	BF
Alicia Hollowell	9.0	5	2	1	3	10	32	36

Win—Hollowell (28-4). Loss—McGowan (29-8). Save—None.
Pitches/strikes: McGowan 152/91; Hollowell 139/96.
Umpires—HP: Sally Walker; 1B: Scott Thomas; 3B: Diane Beasley.
Start: 12:05 p.m. Time of game: 2:44. Attendance: N/A.
Game notes: Game was delayed for 1 hour, 35 minutes, due to rain and lightning.

GAME NO. 2—JUNE 1
Texas 2, Arizona St. 0

Arizona St.	AB	R	H	RBI	BB	SO	PO	A	LOB
Jessica Mapes lf	3	0	0	0	0	3	1	0	0
Samantha Zadel lf	0	0	0	0	0	0	1	0	0
Kaitlin Cochran cf	3	0	0	0	0	3	1	0	0
Mindy Cowles 2b	3	0	0	0	0	3	1	0	0
Bianca Cruz 3b	3	0	1	0	0	1	2	0	0
Delenah Langley pr	0	0	0	0	0	0	0	0	0
Rhiannon Baca ss	2	0	0	0	0	1	2	0	0
Jackie Vasquez dh	1	0	0	0	0	1	0	0	0
Ashley Werschky ph	1	0	0	0	0	1	0	0	0
Kim Zadrozny 1b	2	0	0	0	0	1	1	0	1
Heidi Knabe c	2	0	0	0	0	2	9	2	0
Michelle Smith rf	1	0	0	0	0	1	0	0	0
Jen McCard ph	1	0	0	0	0	1	0	0	0
Katie Burkhart p	0	0	0	0	0	0	0	0	0
Totals	22	0	1	0	0	18	18	2	1

Texas	AB	R	H	RBI	BB	SO	PO	A	LOB
Desiree Williams ss	2	1	1	1	1	1	0	1	0
Tina Boutelle cf	3	0	1	0	0	2	0	0	0
Chez Sievers 2b	2	1	1	0	1	0	1	0	1
Megan Willis c	3	0	2	0	0	0	17	1	0
Brittany Reliford pr	0	0	0	0	0	0	0	0	0
Amber Hall rf	3	0	1	1	0	0	0	0	2
Kacie Gaskin dh	3	0	0	0	0	2	0	0	0
Jacqueline Williams 1b	2	0	0	0	0	1	2	0	1
Rachael Cook ph/1b	1	0	0	0	0	1	0	0	1
Crystal Saenz 3b	1	0	0	0	0	0	0	0	0
MicKayla Padilla ph	1	0	0	0	0	1	0	0	0
Shannon Thomas lf	2	0	0	0	0	1	0	0	0
Cat Osterman p	0	0	0	0	0	0	1	0	0
Totals	23	2	6	2	2	9	21	2	5

Score by Innings		R	H	E
Arizona St.	000 000 0	— 0	1	0
Texas	000 110 x	— 2	6	0

LOB—Arizona St. 1; Texas 5. 2B—Sievers (9); Willis (8); Hall (11). HR—D. Williams (12). SB—Boutelle (25); Hall (12). CS—D. Williams (5).

Arizona St.	IP	H	R	ER	BB	SO	AB	BF
Katie Burkhart	6.0	6	2	2	2	9	23	25

Texas	IP	H	R	ER	BB	SO	AB	BF
Cat Osterman	7.0	1	0	0	0	18	22	22

Win—Osterman (38-2). Loss—Burkhart (29-7). Save—None.
Umpires—HP: John Kurnat; 1B: Lisa Harvey; 3B: Jeff Sloan.
Start: 4:50 p.m. Time of game: 1:48. Attendance: 4,750.

GAME NO. 3—JUNE 1
Northwestern 6, Alabama 5 (10 inn.)

Alabama	AB	R	H	RBI	BB	SO	PO	A	LOB
Brittany Rogers cf	6	0	1	1	0	5	1	0	1
Jordan Praytor dh/lf	4	1	2	1	1	2	2	1	0
Staci Ramsey 3b	4	0	0	0	0	2	0	1	3
Dani Woods 1b	5	0	1	0	0	1	5	0	1
Mallory Benak pr	0	1	0	0	0	0	0	0	0
Stephanie VanBrakle p/dh	3	0	1	2	2	1	0	0	0
Michelle Menningmann pr	0	0	0	0	0	0	0	0	0
Kelley Montalvo 2b	4	1	3	0	1	1	5	1	1
Dominique Accetturo ss	5	1	1	0	0	3	0	4	1
Ashley Holcombe c	4	0	0	0	0	2	13	1	2
Kellie Eubanks pr	1	0	0	0	0	1	0	0	2
Mandy Burford lf/rf	3	1	1	0	0	2	1	0	0
Katie Johnson rf	0	0	0	0	0	0	1	0	0
Chrissy Owens p	0	0	0	0	0	0	0	0	0
Totals	39	5	10	4	4	20	28	8	11

Northwestern	AB	R	H	RBI	BB	SO	PO	A	LOB
Katie Logan lf	5	1	3	0	0	1	0	0	0
Tammy Williams ss	6	2	4	0	0	0	1	1	0
Garland Cooper 1b	5	1	3	3	0	0	6	0	0
Jamie Dotson c	3	0	0	0	1	2	19	2	2
Ann Schraufnagel pr	0	0	0	0	0	0	0	0	0
Kristen Amegin dh	3	0	1	1	1	0	0	0	0
Sheila McCorkle cf	5	0	0	0	0	2	1	0	3
Erin Dyer rf	4	1	2	1	1	1	0	0	3
Ashley Crane 2b	5	0	0	0	0	3	3	1	4
Darcy Sengewald 3b	4	1	0	0	1	2	0	3	0
Eileen Canney p	0	0	0	0	0	0	0	1	0
Courtnay Foster p	0	0	0	0	0	0	0	0	0
Totals	40	6	13	5	4	11	30	8	13

Score by Innings		R	H	E
Alabama	000 212 000 0	— 5	10	3
Northwestern	001 300 100 1	— 6	13	1

Note: *1 out, 1 runner LOB when the game ended.*

E—Rogers (5); Ramsey (9); Montalvo (6); Sengewald (12). DP—Alabama 1. LOB—Alabama 11; Northwestern 13. 2B—Montalvo (5); Burford (5); Cooper (24). HR—Cooper (9); Dyer (5). HBP—Burford 2; Amegin. SH—Ramsey (5); Logan (11); Dotson (3). SB–Benak (11); Burford (18).

Alabama	IP	H	R	ER	BB	SO	AB	BF
Stephanie VanBrakle	4.0	7	4	4	1	7	20	22
Chrissy Owens	5.1	6	2	1	3	4	20	25

Northwestern	IP	H	R	ER	BB	SO	AB	BF
Eileen Canney	5.1	7	4	3	1	7	22	24
Courtnay Foster	4.2	3	1	1	3	13	17	22

Win—Foster (24-6). Loss—Owens (21-5). Save—None.
HBP—by VanBrakle (Amegin); by Foster (Burford 2).
Umpires—HP: Scott Thomas; 1B: Daine Beasley; 3B: Sally Walker.
Start: 7:17 p.m. Time of game: 3:39. Attendance: 4,335.

GAME NO. 4—JUNE 1
Tennessee 4, UCLA 3

Tennessee	AB	R	H	RBI	BB	SO	PO	A	LOB
Sarah Fekete cf	4	0	1	0	0	2	1	0	0
India Chiles lf	4	2	2	0	0	2	0	0	0
Sarah Vaughn lf	0	0	0	0	0	0	0	0	0
Lindsay Schutzler ss	2	1	1	0	1	1	1	0	0
Tonya Callahan 1b	3	0	1	1	1	0	4	1	1
Lillian Hammond pr	0	1	0	0	0	0	0	0	0
Katherine Card rf	4	0	1	0	0	1	1	0	0
Kristi Durant dh	4	0	2	2	0	0	0	0	0
Caitlin Ryan pr	0	0	0	0	0	0	0	0	0
Shannon Doepking c	1	0	1	0	2	0	11	1	0
Alicia Brown pr	0	0	0	0	0	0	0	0	0
Jennifer Griffin 3b	3	0	0	0	0	2	1	2	1
Liane Horiuchi 2b	2	0	0	0	0	1	2	0	1
Kenora Posey 2b	0	0	0	0	0	0	0	0	0
Natalie Brock ph	1	0	0	0	0	0	0	0	3
Monica Abbott p	0	0	0	0	0	0	0	0	0
Totals	28	4	9	3	4	9	21	4	8

UCLA	AB	R	H	RBI	BB	SO	PO	A	LOB
Andrea Duran 3b	4	1	1	0	0	2	0	2	4
Krista Colburn rf	4	1	1	1	0	0	0	0	0
Caitlin Benyi 2b	3	1	2	1	0	0	0	0	0
Emily Zaplatosch c	4	0	1	0	0	2	11	1	0
Jodie Legaspi ss	3	0	1	0	0	2	0	5	0
Alissa Eno pr	0	0	0	0	0	0	0	0	0
Lisa Dodd 1b	4	0	1	1	0	2	10	1	4
Celina Rubalcaba pr	0	0	0	0	0	0	0	0	0
Whitney Holum dh	4	0	0	0	0	1	0	0	2
Ashley Herrera lf	2	0	0	0	0	2	0	0	0
Danielle Peterson ph	1	0	1	0	0	0	0	0	0
Tara Henry cf	3	0	1	0	0	0	0	1	0
Anjelica Selden p	0	0	0	0	0	0	0	3	0
Totals	32	3	9	3	0	11	21	13	10

Score by Innings		R	H	E
Tennessee	000 003 1	— 4	9	2
UCLA	101 000 1	— 3	9	2

E—Schutzler (14); Horiuchi (7); Herrera (2); Henry (2). LOB—Tennessee 8; UCLA 10. 3B—Duran (6). HBP—Benyi; Legaspi. SH—Schutzler (5). SB—Schutzler (29)

Tennessee	IP	H	R	ER	BB	SO	AB	BF
Monica Abbott	7.0	9	3	2	0	11	32	34

UCLA	IP	H	R	ER	BB	SO	AB	BF
Anjelica Selden	7.0	9	4	4	4	9	28	33

Win—Abbott (42-8). Loss—Selden (33-6). Save—None.
HBP—by Abbott (Benyi); by Abbott (Legaspi).
Umpires—HP: Lisa Harvey; 1B: Jeff Sloan; 3B: John Kurnat.
Start: 11:20 p.m. Time of game: 2:40. Attendance: 4,335.

GAME NO. 5—JUNE 2
Arizona 2, Texas 0

Texas	AB	R	H	RBI	BB	SO	PO	A	LOB
Desiree Williams ss	3	0	0	0	0	2	1	0	0
Tina Boutelle cf	3	0	0	0	0	0	0	0	0
Chez Sievers 2b	3	0	2	0	0	0	0	1	0
Megan Willis c	3	0	0	0	0	2	13	0	1
Amber Hall rf	3	0	1	0	0	1	0	0	0
Kacie Gaskin dh	3	0	1	0	0	2	0	0	1
Jacqueline Williams 1b	2	0	0	0	0	1	2	0	0
Crystal Saenz 3b	2	0	0	0	0	1	1	1	1
Shannon Thomas lf	2	0	0	0	0	0	1	0	0
Cat Osterman p	0	0	0	0	0	0	0	0	0
Totals	24	0	4	0	0	9	18	2	3

Arizona	AB	R	H	RBI	BB	SO	PO	A	LOB
Caitlin Lowe cf	2	1	0	0	0	1	0	0	1
Autumn Champion lf	3	0	0	0	0	3	2	0	0
Kristie Fox ss	1	0	0	0	1	0	2	0	0
Kelly Nelson pr	0	1	0	0	1	0	0	0	0
Callista Balko c	3	0	1	0	0	2	9	1	0
Danielle Rodriguez pr	0	0	0	0	0	0	0	0	0
Janae Leles 3b	3	0	0	0	0	3	1	1	2
Chelsie Mesa 2b	2	0	0	0	0	1	1	1	0
Taryne Mowatt dh	2	0	0	0	0	1	0	0	0
Laine Roth 1b	1	0	0	0	0	0	5	0	0
Adrienne Acton rf	2	0	0	0	0	2	1	0	0
Alicia Hollowell p	0	0	0	0	0	0	0	1	0
Totals	19	2	1	0	2	13	21	4	3

Score by Innings		R	H	E
Texas	000 000 0	— 0	4	1
Arizona	000 002 x	— 2	1	0

E—Thomas (4). LOB—Texas 3; Arizona 3. 2B—Sievers (10). HBP—Lowe; Roth. SB—Gaskin (7); Lowe (31); Fox (4); Nelson; Balko (3). CS–Sievers (5).

Texas	IP	H	R	ER	BB	SO	AB	BF
Cat Osterman	6.0	1	2	1	2	13	19	23

Arizona	IP	H	R	ER	BB	SO	AB	BF
Alicia Hollowell	7.0	4	0	0	0	9	24	24

Win—Hollowell (29-4). Loss—Osterman (38-3). Save—None.
HBP—by Osterman (Roth); by Osterman (Lowe).
Umpires—HP: Diane Beasley; 1B: Sally Walker; 3B: Scott Thomas.
Start: 6:07 p.m. Time of game: 1:51. Attendance: N/A.

GAME NO. 6—JUNE 2
Northwestern 2, Tennessee 0

Northwestern	AB	R	H	RBI	BB	SO	PO	A	LOB
Katie Logan lf	4	1	1	0	0	1	1	0	1
Tammy Williams ss	3	0	0	0	0	2	2	3	0
Garland Cooper 1b	1	0	0	0	2	1	6	0	0
Jamie Dotson c	3	0	1	0	0	2	10	1	0
Kristen Amegin dh	3	0	1	1	0	1	0	0	0
Sheila McCorkle cf	3	0	0	0	0	2	0	0	4
Erin Dyer rf	3	0	1	0	0	1	0	0	0
Ashley Crane 2b	3	0	0	0	0	3	1	1	0
Darcy Sengewald 3b	3	1	1	1	0	2	0	1	0
Eileen Canney p	0	0	0	0	0	0	1	0	0
Totals	26	2	5	2	2	15	21	6	5

Tennessee	AB	R	H	RBI	BB	SO	PO	A	LOB
Sarah Fekete cf	2	0	0	0	1	0	0	0	1
India Chiles lf	2	0	0	0	0	2	0	0	0
Natalie Brock ph	1	0	0	0	0	1	0	0	0
Lindsay Schutzler ss	3	0	0	0	0	1	1	1	2
Tonya Callahan 1b	3	0	0	0	0	1	3	0	0
Katherine Card rf	3	0	0	0	0	3	0	0	0
Kristi Durant dh	3	0	0	0	0	1	0	0	0
Shannon Doepking c	2	0	0	0	0	0	15	0	0
Jennifer Griffin 3b	1	0	1	0	1	0	1	1	0
Lillian Hammond pr	0	0	0	0	0	0	0	0	0
Kenora Posey 2b	1	0	0	0	0	1	1	1	0
Liane Horiuchi ph	0	0	0	0	0	0	0	0	0
Monica Abbott p	0	0	0	0	0	0	0	0	0
Totals	21	0	1	0	2	10	21	3	3

Score by Innings		R	H	E
Northwestern	000 001 1	— 2	5	0
Tennessee	000 000 0	— 0	1	0

LOB—Northwestern 5; Tennessee 3. 2B—Griffin (10). HR—Sengewald (3). HBP—Horiuchi. CS—Fekete (10).

Northwestern	IP	H	R	ER	BB	SO	AB	BF
Eileen Canney	7.0	1	0	0	2	10	21	24

Tennessee	IP	H	R	ER	BB	SO	AB	BF
Monica Abbott	7.0	5	2	2	2	15	26	28

Win—Canney (25-7). Loss—Abbott (42-9). Save—None.
HBP—by Canney (Horiuchi).
Umpires—HP: Jeff Sloan; 1B: John Kurnat; 3B: Lisa Harvey.
Start: 8:23 p.m. Time of game: 2:00. Attendance: 5,887.

GAME NO. 7—JUNE 3
Arizona St. 3, Oregon St. 1

Arizona St.	AB	R	H	RBI	BB	SO	PO	A	LOB
Jessica Mapes lf	2	2	1	0	2	0	0	0	0
Samantha Zadel lf	0	0	0	0	0	0	0	0	0
Kaitlin Cochran cf	2	0	1	0	1	0	0	0	0
Bianca Cruz 3b	3	0	0	0	1	1	1	1	0
Delenah Langley pr	0	0	0	0	0	0	0	0	0
Mindy Cowles 2b	3	0	0	0	1	1	1	2	1
Rhiannon Baca ss	3	0	0	1	0	0	2	0	2
Michelle Smith rf	2	0	0	0	0	0	0	0	2
Kim Zadrozny 1b	2	0	0	0	1	2	5	0	1
Heidi Knabe c	3	1	2	1	0	0	12	1	0
Jackie Vasquez dh	2	0	0	0	0	0	0	0	2
Kristen Miller ph	1	0	0	0	0	0	0	0	0
Katie Burkhart p	0	0	0	0	0	0	0	1	0
Totals	23	3	4	2	6	4	21	5	8

CHAMPIONSHIPS

Oregon St.	AB	R	H	RBI	BB	SO	PO	A	LOB
Cambria Miranda rf	2	0	0	0	1	2	1	0	0
Natalie Johnson cf	0	0	0	0	0	0	0	0	0
Mia Longfellow ss	3	0	0	0	0	1	0	0	0
Adrienne Alo cf/rf	3	0	0	0	0	3	4	0	0
Lisa Allen c	3	0	0	0	0	1	6	0	1
Brianne McGowan p	3	1	1	1	0	2	1	0	0
Stefanie Ewing dh	2	0	0	0	0	1	0	0	0
DeAnn Young 1b	2	0	1	0	0	0	5	0	0
Kellie Roberts pr	0	0	0	0	0	0	0	0	0
Sherina Galvan 3b	2	0	0	0	0	1	0	2	0
Maggie DeWall lf	2	0	0	0	0	1	2	0	0
Paige Lowe 2b	0	0	0	0	0	0	2	3	0
Totals	22	1	2	1	1	12	21	5	1

Score by Innings		R	H	E
Arizona St.	002 010 0 —	3	4	0
Oregon St.	000 010 0 —	1	2	1

E—Alo (4). LOB—Arizona St. 8; Oregon St. 1. HR—Knabe (4); McGowan (10). HBP—Cochran. SH—Smith (4). SF—Baca (2). SB—Langley (8). CS—Roberts (1).

Arizona St.	IP	H	R	ER	BB	SO	AB	BF
Katie Burkhart	7.0	2	1	1	1	12	22	23

Oregon St.	IP	H	R	ER	BB	SO	AB	BF
Brianne McGowan	7.0	4	3	2	6	4	23	32

Win—Burkhart (30-7). Loss—McGowan (29-9). Save—None.
HBP—by McGowan (Cochran).
Umpires—HP: Jeff Sloan; 1B: Scott Thomas; 3B: John Kurnat.
Start: 11:07 a.m. Time of game: 2:11. Attendance: N/A.

GAME NO. 8—JUNE 3
UCLA 4, Alabama 1

UCLA	AB	R	H	RBI	BB	SO	PO	A	LOB
Andrea Duran 3b	4	2	2	1	0	0	1	4	2
Krista Colburn rf	4	1	2	1	0	1	2	0	0
Caitlin Benyi 2b	4	0	0	0	0	0	1	2	0
Emily Zaplatosch c	4	0	0	0	0	0	7	1	1
Jodie Legaspi ss	3	0	0	0	0	0	1	3	1
Lisa Dodd 1b	2	1	1	0	1	0	8	0	1
Alissa Eno pr	0	0	0	0	0	0	0	0	0
Whitney Holum dh	3	0	1	0	0	0	0	0	0
Celina Rubalcaba pr	0	0	0	0	0	0	0	0	0
Ashley Herrera lf	2	0	0	0	0	0	1	0	0
Kristen Dedmon ph	1	0	0	0	0	0	0	0	0
Tara Henry cf	3	0	1	1	0	0	0	0	1
Anjelica Selden p	0	0	0	0	0	0	0	0	0
Totals	30	4	7	3	1	1	21	10	6

Alabama	AB	R	H	RBI	BB	SO	PO	A	LOB
Brittany Rogers cf	4	0	2	0	0	2	1	0	0
Jordan Praytor dh/lf	3	0	1	0	1	0	2	0	3
Staci Ramsey 3b	3	0	1	0	1	0	1	3	1
Michelle Menningmann pr	0	0	0	0	0	0	0	0	0
Dani Woods 1b	3	0	0	0	0	0	8	0	1
Stephanie VanBrakle p/dh	3	0	0	0	0	1	1	0	3
Kelley Montalvo 2b	3	0	0	0	0	0	2	1	0
Dominique Accetturo ss	3	1	1	1	0	1	2	2	0
Ashley Holcombe c	2	0	0	0	1	1	3	0	0
Mandy Burford lf/rf	2	0	1	0	0	0	1	0	0
Katie Johnson rf	0	0	0	0	0	0	0	0	0
Chrissy Owens p	0	0	0	0	0	0	0	2	0
Totals	26	1	6	1	3	5	21	8	8

Score by Innings		R	H	E
UCLA	102 001 0 —	4	7	0
Alabama	010 000 0 —	1	6	2

E—Ramsey 2 (10). LOB—UCLA 6; Alabama 8. 3B—Duran (7). HR—Duran (14); Accetturo (5). HBP—Burford. SB—Colburn (3); Herrera (16). CS—Praytor (7).

UCLA	IP	H	R	ER	BB	SO	AB	BF
Anjelica Selden	7.0	6	1	1	3	5	26	30

Alabama	IP	H	R	ER	BB	SO	AB	BF
Stephanie VanBrakle	2.0	5	3	2	0	0	11	11
Chrissy Owens	5.0	2	1	1	1	1	19	20

Win—Selden (34-6). Loss—VanBrakle (28-6). Save—None.
HBP—by Selden (Burford).
Umpires—HP: Diane Beasley; 1B: Sally Walker; 3B: Lisa Harvey.
Start: 1:43 p.m. Time of game: 2:11. Attendance: 5,395.
Game notes: VanBrakle faced 2 batters in the 3rd.

GAME NO. 9—JUNE 3
Tennessee 3, Arizona St. 1 (9 inn.)

Tennessee	AB	R	H	RBI	BB	SO	PO	A	LOB
Sarah Fekete cf	4	0	1	0	1	2	1	0	0
India Chiles lf	3	0	1	0	1	0	0	0	3
Sarah Vaughn lf	0	0	0	0	0	0	0	0	0
Lindsay Schutzler ss	4	0	1	0	0	1	2	1	0
Tonya Callahan 1b	4	0	0	0	0	4	5	1	0
Katherine Card rf	4	0	1	0	0	2	1	0	3
Kristi Durant dh	3	0	2	0	0	0	0	0	0
Lillian Hammond pr	0	1	0	0	0	0	0	0	0
Kenora Posey pr	1	1	1	0	0	0	0	0	0
Shannon Doepking c	2	0	0	0	0	0	10	0	1
Jennifer Griffin 3b	3	1	1	2	0	2	1	2	0
Natalie Brock ph	0	0	0	0	1	0	0	0	0
Liane Horiuchi 2b	3	0	0	0	0	2	7	1	1
Kortney Bell ph	1	0	0	0	0	1	0	0	0
Monica Abbott p	0	0	0	0	0	0	0	3	0
Totals	32	3	8	2	3	14	27	8	7

Arizona St.	AB	R	H	RBI	BB	SO	PO	A	LOB
Jessica Mapes lf	3	0	1	0	1	2	0	0	0
Samantha Zadel lf	0	0	0	0	0	0	0	0	0
Kaitlin Cochran cf	4	0	1	0	0	1	1	0	0
Bianca Cruz 3b	4	0	0	0	0	2	1	2	0
Mindy Cowles 2b	4	0	0	0	0	2	3	0	1
Rhiannon Baca ss	4	0	0	0	0	1	1	1	2
Michelle Smith rf	2	0	0	0	0	2	1	0	0
Kristen Miller ph	1	0	1	0	0	0	0	0	0
Kim Zadrozny 1b	3	0	0	0	0	0	4	1	0
Heidi Knabe c	3	1	1	1	0	0	15	2	1
Jackie Vasquez dh	3	0	0	0	0	0	0	0	0
Katie Burkhart p	0	0	0	0	0	0	1	2	0
Totals	31	1	4	1	1	10	27	8	4

Score by Innings		R	H	E
Tennessee	000 010 002 —	3	8	0
Arizona St.	000 010 000 —	1	4	2

E—Cowles (13); Burkhart (4). LOB—Tennessee 7; Arizona St. 4. HR—Griffin (10); Knabe (4). SH—Doepking 2 (6). SB—Chiles (19).

Tennessee	IP	H	R	ER	BB	SO	AB	BF
Monica Abbott	9.0	4	1	1	1	10	31	32

Arizona St.	IP	H	R	ER	BB	SO	AB	BF
Katie Burkhart	9.0	8	3	2	3	14	32	37

Win—Abbott (43-9). Loss—Burkhart (30-8). Save—None.
Umpires—HP: Scott Thomas; 1B: Jeff Sloan; 3B: Sally Walker.
Start: 6:08 p.m. Time of game: 2:32. Attendance: N/A.

GAME NO. 10—JUNE 3
UCLA 2, Texas 0

UCLA	AB	R	H	RBI	BB	SO	PO	A	LOB
Andrea Duran 3b	3	1	1	1	0	0	0	2	0
Krista Colburn rf	3	0	0	0	0	0	0	0	0
Caitlin Benyi 2b	3	0	0	0	0	0	2	3	0
Emily Zaplatosch c	3	1	3	1	0	0	12	0	0
Alissa Eno pr	0	0	0	0	0	0	0	0	0
Jodie Legaspi ss	2	0	1	0	0	1	0	0	0
Lisa Dodd 1b	3	0	0	0	0	2	7	0	0
Whitney Holum dh	1	0	0	0	0	1	0	0	1
Danielle Peterson ph/dh	2	0	0	0	0	2	0	0	1
Ashley Herrera lf	2	0	0	0	0	1	0	0	0
Tara Henry cf	2	0	0	0	0	2	0	0	0
Anjelica Selden p	0	0	0	0	0	0	0	2	0
Totals	24	2	5	2	0	9	21	7	2

Texas	AB	R	H	RBI	BB	SO	PO	A	LOB
Desiree Williams ss	3	0	1	0	0	1	0	0	0
Tina Boutelle cf	3	0	1	0	0	0	2	0	1
Chez Sievers 2b	3	0	0	0	0	2	2	1	0
Megan Willis c	3	0	0	0	0	1	9	0	1
Amber Hall rf	3	0	1	0	0	2	0	0	0
Shannon Thomas lf	3	0	0	0	0	1	1	0	1
Jacqueline Williams 1b	2	0	0	0	0	2	6	0	0
Crystal Saenz 3b	1	0	0	0	0	1	1	4	0
Rachael Cook ph	1	0	0	0	0	1	0	0	0
MicKayla Padilla dh	2	0	0	0	0	1	0	0	0
Cat Osterman p	0	0	0	0	0	0	0	1	0
Totals	24	0	3	0	0	12	21	6	3

Score by Innings		R	H	E
UCLA	001 100 0 —	2	5	0
Texas	000 000 0 —	0	3	0

DP—Texas 1. LOB—UCLA 2; Texas 3. 2B—Zaplatosch (8). HR—Duran (15); Zaplatosch (7). SH—Legaspi (5).

UCLA	IP	H	R	ER	BB	SO	AB	BF
Anjelica Selden	7.0	3	0	0	0	12	24	24

Texas	IP	H	R	ER	BB	SO	AB	BF
Cat Osterman	7.0	5	2	2	0	9	24	25

Win—Selden (35-6). Loss—Osterman (38-4). Save—None.
Umpires—HP: John Kurnat; 1B: Lisa Harvey; 3B: Diane Beasley.
Start: 9:04 p.m. Time of game: 1:58. Attendance: 7,436.

GAME NO. 11—JUNE 4
Tennessee 1, Arizona 0

Arizona	AB	R	H	RBI	BB	SO	PO	A	LOB
Caitlin Lowe cf	3	0	1	0	0	0	1	0	2
Autumn Champion lf	2	0	0	0	0	0	1	0	1
Kristie Fox ss	1	0	1	0	1	0	0	0	0
Callista Balko c	3	0	0	0	0	1	6	1	1
Janae Leles 3b	3	0	0	0	0	1	1	1	2
Chelsie Mesa 2b	3	0	0	0	0	2	3	1	1
Taryne Mowatt dh	3	0	0	0	0	1	0	0	0
Kelly Nelson pr	0	0	0	0	0	0	0	0	0
Laine Roth 1b	2	0	0	0	0	1	5	1	0
Adrienne Acton rf	3	0	0	0	0	1	0	0	0
Alicia Hollowell p	0	0	0	0	0	0	1	2	0
Totals	23	0	2	0	1	7	18	6	7

Tennessee	AB	R	H	RBI	BB	SO	PO	A	LOB
Sarah Fekete cf	2	0	0	0	0	1	1	0	0
India Chiles lf	3	0	1	0	0	0	0	0	0
Lindsay Schutzler ss	3	0	0	0	0	0	0	5	0
Tonya Callahan 1b	2	0	0	0	0	0	9	0	0
Kristi Durant dh	2	0	1	0	0	1	0	0	2
Katherine Card rf	2	1	1	1	0	0	0	0	0
Jennifer Griffin 3b	2	0	0	0	0	2	0	1	0
Shannon Doepking c	2	0	0	0	0	2	8	0	0
Kenora Posey 2b	2	0	0	0	0	0	3	0	0
Monica Abbott p	0	0	0	0	0	0	0	1	0
Totals	20	1	3	1	0	6	21	7	2

Score by Innings		R	H	E
Arizona	000 000 0 —	0	2	1
Tennessee	000 010 x —	1	3	3

E—Champion (2); Schutzler 2 (15); Callahan (3). DP—Arizona 1. LOB—Arizona 7; Tennessee 2. HR—Card (7). HBP—Fox; Fekete. SH—Lowe (2); Champion (9); Roth (2). SB—Acton (10).

Arizona	IP	H	R	ER	BB	SO	AB	BF
Alicia Hollowell	6.0	3	1	1	0	6	20	21

Tennessee	IP	H	R	ER	BB	SO	AB	BF
Monica Abbott	7.0	2	0	0	1	7	23	28

Win—Abbott (44-9). Loss—Hollowell (29-5). Save—None.
HBP—by Hollowell (Fekete); by Abbott (Fox).
Umpires—HP: Lisa Harvey; 1B: Diane Beasley; 3B: Scott Thomas.
Start: 12:07 p.m. Time of game: 1:46. Attendance: 5,641.

GAME NO. 12—JUNE 4
Northwestern 3, UCLA 1 (8 inn.)

Northwestern	AB	R	H	RBI	BB	SO	PO	A	LOB
Katie Logan lf	4	0	1	0	0	2	2	0	1
Tammy Williams ss	4	1	1	1	0	0	0	1	1
Garland Cooper 1b	4	1	2	1	0	0	8	2	1
Jamie Dotson c	4	1	1	1	0	0	6	0	0
Kristen Amegin dh	4	0	0	0	0	0	0	0	0
Ann Schraufnagel pr	0	0	0	0	0	0	0	0	0
Sheila McCorkle cf	4	0	1	0	0	2	2	0	1
Erin Dyer rf	3	0	1	0	0	1	0	0	1
Ashley Crane 2b	3	0	0	0	0	3	6	3	1
Darcy Sengewald 3b	3	0	2	0	0	0	0	3	0
Eileen Canney p	0	0	0	0	0	0	0	0	0
Totals	33	3	9	3	0	8	24	9	6

UCLA	AB	R	H	RBI	BB	SO	PO	A	LOB
Andrea Duran 3b	4	0	0	0	0	0	1	2	2
Krista Colburn rf/lf	4	0	0	0	0	2	0	0	0
Caitlin Benyi 2b	4	0	0	0	0	2	1	4	0
Emily Zaplatosch c	4	0	0	0	0	2	8	0	0
Jodie Legaspi ss	2	1	2	0	1	0	0	3	0
Alissa Eno pr	0	0	0	0	0	0	0	0	0
Lisa Dodd 1b	1	0	1	0	0	0	12	0	0
Whitney Holum dh/rf	3	0	0	0	0	0	1	0	1
Ashley Herrera lf	1	0	0	0	0	0	1	0	0
Danielle Peterson ph	0	0	0	0	1	0	0	0	0
Kristen Dedmon ph	1	0	1	1	0	0	0	0	0
Celina Rubalcaba pr	0	0	0	0	0	0	0	0	0
Tara Henry cf	3	0	2	0	0	0	0	0	3
Anjelica Selden p	0	0	0	0	0	0	0	2	0
Totals	27	1	6	1	2	6	24	11	6

Score by Innings		R	H	E
Northwestern	010 000 02 —	3	9	1
UCLA	000 000 10 —	1	6	1

E—Sengewald (12); Legaspi (15). DP—Northwestern 1; UCLA 1. LOB—Northwestern 6; UCLA 6. 2B—Sengewald (7); Legaspi (11). HR—Williams (14); Cooper (9); Dotson (4). SH—Dodd 2 (12).

Northwestern	IP	H	R	ER	BB	SO	AB	BF
Eileen Canney	8.0	6	1	1	2	6	27	31

UCLA	IP	H	R	ER	BB	SO	AB	BF
Anjelica Selden	8.0	9	3	3	0	8	33	33

Win—Canney (26-7). Loss—Selden (35-7). Save—None.
Umpires—HP: Sally Walker; 1B: John Kurnat; 3B: Jeff Sloan.
Start: 2:19 p.m. Time of game: 2:29. Attendance: 5,641.

GAME NO. 13—JUNE 4
Arizona 6, Tennessee 0

Arizona	AB	R	H	RBI	BB	SO	PO	A	LOB
Caitlin Lowe cf	3	1	1	0	0	0	0	0	0
Autumn Champion lf	4	1	2	3	0	1	0	0	0
Kristie Fox ss	3	0	0	0	1	0	0	1	1
Danielle Rodriguez pr	0	0	0	0	0	0	0	0	0
Callista Balko c	4	1	1	0	0	2	14	0	1
Janae Leles 3b	4	0	1	2	0	0	2	2	2
Chelsie Mesa 2b	4	0	0	0	0	1	0	1	1
Taryne Mowatt dh	4	0	1	0	0	1	0	0	0
Laine Roth 1b	3	1	2	1	0	0	4	0	0
Adrienne Acton rf	3	2	1	0	0	0	1	0	2
Alicia Hollowell p	0	0	0	0	0	0	0	0	0
Totals	32	6	9	6	1	5	21	4	7

Tennessee	AB	R	H	RBI	BB	SO	PO	A	LOB
Sarah Fekete cf	3	0	1	0	0	1	1	0	0
India Chiles lf	1	0	0	0	0	1	2	0	0
Sarah Vaughn lf	2	0	1	0	0	1	0	0	1
Lindsay Schutzler ss	3	0	0	0	0	1	4	0	0
Tonya Callahan 1b	3	0	0	0	0	3	5	1	1
Kristi Durant dh	3	0	0	0	0	0	0	0	0
Katherine Card rf	3	0	0	0	0	2	0	0	1
Jennifer Griffin 3b	1	0	0	0	0	1	0	4	0
Caitlin Ryan ph	1	0	0	0	0	1	0	0	0
Shannon Doepking c	1	0	0	0	0	1	5	0	0
Kortney Bell ph	1	0	0	0	0	1	0	0	0
Kenora Posey 2b	1	0	0	0	0	0	1	0	0
Liane Horiuchi 2b	1	0	0	0	0	1	3	0	0
Monica Abbott p	0	0	0	0	0	0	0	0	0
Totals	24	0	2	0	0	14	21	5	3

Score by Innings				R	H	E
Arizona	221	001	0 —	6	9	1
Tennessee	000	000	0 —	0	2	3

E—Leles (9); Posey (4); Horiuchi (7); Abbott (3). LOB—Arizona 7; Tennessee 3. SH—Lowe (2). SB—Lowe (31); Champion (16).

Arizona	IP	H	R	ER	BB	SO	AB	BF
Alicia Hollowell	7.0	2	0	0	0	14	24	24

Tennessee	IP	H	R	ER	BB	SO	AB	BF
Monica Abbott	7.0	9	6	3	1	5	32	34

Win—Hollowell (30-5). Loss—Abbott (44-10). Save—None.
WP—Abbott (6).
Umpires—HP: Jeff Sloan; 1B: Scott Thomas; 3B: John Kurnat.
Start: 6:07 p.m. Time of game: 1:52. Attendance: 3,864.

CHAMPIONSHIP GAME NO. 1—JUNE 5
Arizona 8, Northwestern 0

Arizona	AB	R	H	RBI	BB	SO	PO	A	LOB
Caitlin Lowe cf	4	2	1	0	1	0	0	0	1
Autumn Champion lf	4	1	1	1	0	0	0	0	0
Kristie Fox ss	3	1	0	1	0	1	0	1	0
Callista Balko c	4	1	1	1	0	0	12	0	2
Janae Leles 3b	3	0	0	0	1	1	1	1	1
Chelsie Mesa 2b	4	1	1	1	0	0	2	1	0
Taryne Mowatt dh	4	1	3	3	0	0	0	0	0
Kelly Nelson pr	0	0	0	0	0	0	0	0	0
Laine Roth 1b	3	0	0	0	1	2	5	0	1
Jill Malina pr	0	0	0	0	0	0	0	0	0
Adrienne Acton rf	3	1	1	0	0	1	1	1	1
Sam Banister ph	1	0	0	0	0	0	0	0	2
Alicia Hollowell p	0	0	0	0	0	0	0	3	0
Totals	33	8	8	7	3	5	21	7	8

Northwestern	AB	R	H	RBI	BB	SO	PO	A	LOB
Katie Logan lf	3	0	0	0	0	2	0	0	0
Tammy Williams ss	3	0	0	0	0	1	1	2	0
Garland Cooper 1b	3	0	0	0	0	2	7	0	0
Jamie Dotson c	3	0	1	0	0	1	6	0	0
Ann Schraufnagel pr	0	0	0	0	0	0	0	0	0
Kristen Amegin dh	3	0	0	0	0	1	0	0	1
Sheila McCorkle cf	2	0	0	0	0	2	3	0	0
Erin Dyer rf	2	0	0	0	0	1	0	0	1
Ashley Crane 2b	2	0	0	0	0	1	3	0	0
Darcy Sengewald 3b	2	0	0	0	0	1	1	2	0
Eileen Canney p	0	0	0	0	0	0	0	0	0
Courtnay Foster p	0	0	0	0	0	0	0	2	0
Totals	23	0	1	0	0	12	21	6	2

Score by Innings				R	H	E
Arizona	005	100	2 —	8	8	2
Northwestern	000	000	0 —	0	1	4

E—Leles (10); Hollowell (5); Williams (12); Cooper (5); Crane (10); Sengewald (14). LOB—Arizona 8; Northwestern 2. 2B—Mowatt (2). HR—Mesa (10); Mowatt (3). SF—Fox (4). SB—Lowe (33).

Arizona	IP	H	R	ER	BB	SO	AB	BF
Alicia Hollowell	7.0	1	0	0	0	12	23	23

Northwestern	IP	H	R	ER	BB	SO	AB	BF
Eileen Canney	2.0	3	2	2	1	1	9	10
Courtnay Foster	5.0	5	6	2	2	4	24	27

Win—Hollowell (31-5). Loss—Canney (26-8). Save—None.
WP—Foster (8).
Umpires—HP: Sally Walker; 1B: Lisa Harvey; 3B: John Kurnat.
Start: 7:07 p.m. Time of game: 2:25. Attendance: 4,391.
Game notes: Canney faced 2 batters in the 3rd.

CHAMPIONSHIP GAME NO. 2—JUNE 6
Arizona 5, Northwestern 0

Northwestern	AB	R	H	RBI	BB	SO	PO	A	LOB
Katie Logan lf	4	0	3	0	0	1	0	0	0
Tammy Williams ss	4	0	2	0	0	2	3	3	0
Garland Cooper 1b	3	0	1	0	1	2	10	0	0
Jamie Dotson c	4	0	0	0	0	2	4	0	5
Kristen Amegin dh	3	0	1	0	0	0	0	0	3
Ann Schraufnagel pr	0	0	0	0	0	0	0	0	0
Sheila McCorkle cf	3	0	0	0	0	2	0	0	0
Erin Dyer rf	3	0	1	0	0	2	0	0	0
Ashley Crane 2b	3	0	0	0	0	2	1	3	2
Darcy Sengewald 3b	3	0	1	0	0	0	0	1	0
Eileen Canney p	0	0	0	0	0	0	0	0	0
Totals	30	0	9	0	1	13	18	7	10

Arizona	AB	R	H	RBI	BB	SO	PO	A	LOB
Caitlin Lowe cf	4	2	2	0	0	0	0	0	2
Autumn Champion lf	4	1	3	2	0	1	2	0	0
Kristie Fox ss	3	0	0	0	0	1	1	0	2
Callista Balko c	3	0	2	2	0	0	13	0	0
Kelly Nelson pr	0	0	0	0	0	0	0	0	0
Jenae Leles 3b	3	0	0	0	0	0	1	1	3
Chelsie Mesa 2b	3	0	0	0	0	0	2	1	0
Taryne Mowatt dh	3	0	2	0	0	1	0	0	0
Danielle Rodriguez pr	0	1	0	0	0	0	0	0	0
Laine Roth 1b	3	1	2	0	0	0	2	0	0
Adrienne Acton rf	3	0	1	0	0	1	0	0	0
Alicia Hollowell p	0	0	0	0	0	0	0	0	0
Totals	29	5	12	4	0	4	21	2	7

Score by Innings				R	H	E
Northwestern	000	000	0 —	0	9	2
Arizona	100	022	x —	5	12	0

E—Cooper (6); Crane (11). DP—Northwestern 1. LOB—Northwestern 10; Arizona 7. 2B—Logan (7); Balko (7). SH–Fox (1).

Northwestern	IP	H	R	ER	BB	SO	AB	BF
Eileen Canney	6.0	12	5	3	0	4	29	30

Arizona	IP	H	R	ER	BB	SO	AB	BF
Alicia Hollowell	7.0	9	0	0	1	13	30	31

Win—Hollowell (32-5). Loss—Canney (26-9). Save—None.
WP–Canney (9).
Umpires—HP: Lisa Harvey; 1B: John Kurnat; 3B: Sally Walker.
Start: 7:07 p.m. Time of game: 2:14. Attendance: 4,423.

Division I Softball Championship Results

Year	Champion (Record)	Coach	Score	Runner-Up	Site
1982	*UCLA (33-7-2)	Sharron Backus	2-0(a)	Fresno St.	Omaha, Neb.
1983	Texas A&M (41-11)	Bob Brock	2-0(b)	Cal St. Fullerton	Omaha, Neb.
1984	UCLA (45-6-1)	Sharron Backus	1-0 (c)	Texas A&M	Omaha, Neb.
1985	UCLA (41-9)	Sharron Backus	2-1 (d)	Nebraska$	Omaha, Neb.
1986	*Cal St. Fullerton (57-9-1)	Judi Garman	3-0	Texas A&M	Omaha, Neb.
1987	Texas A&M (56-8)	Bob Brock	4-1	UCLA	Omaha, Neb.
1988	UCLA (53-8)	Sharron Backus	3-0	Fresno St.	Sunnyvale, Calif.
1989	*UCLA (48-4)	Sharron Backus	1-0	Fresno St.	Sunnyvale, Calif.
1990	UCLA (62-7)	Sharron Backus	2-0	Fresno St.	Oklahoma City
1991	Arizona (56-16)	Mike Candrea	5-1	UCLA	Oklahoma City
1992	*UCLA (54-2)	Sharron Backus	2-0	Arizona	Oklahoma City
1993	Arizona (44-8)	Mike Candrea	1-0	UCLA	Oklahoma City
1994	*Arizona (64-3)	Mike Candrea	4-0	Cal St. Northridge	Oklahoma City
1995	*UCLA (50-6)	Sharron Backus	4-2	Arizona	Oklahoma City
1996	*Arizona (58-9)	Mike Candrea	6-4	Washington	Columbus, Ga.
1997	Arizona (61-5)	Mike Candrea	10-2 (e)	UCLA	Oklahoma City
1998	Fresno St. (52-11)	Margie Wright	1-0	Arizona	Oklahoma City
1999	*UCLA (63-6)	Sue Enquist	3-2	Washington	Oklahoma City
2000	*Oklahoma (66-8)	Patty Gasso	3-1	UCLA	Oklahoma City
2001	*Arizona (65-4)	Mike Candrea	1-0	UCLA	Oklahoma City
2002	California (56-19)	Diane Ninemire	6-0	Arizona	Oklahoma City
2003	UCLA (54-7)	Sue Enquist	1-0(d)	California	Oklahoma City
2004	UCLA (47-9)	Sue Enquist	3-1	California	Oklahoma City
2005	Michigan (65-7)	Carol Hutchins	4-1 (f)	UCLA	Oklahoma City
2006	Arizona (54-11)	Mike Candrea	5-0	Northwestern	Oklahoma City

**Indicates undefeated teams in final series. (a) 8 innings. (b) 12 innings. (c) 13 innings. (d) 9 innings. (e) 5 innings. (f) 10 innings. $Vacated due to action by the NCAA Committee on Infractions.*

Photo by Stephen Pingry/NCAA Photos

Arizona's Leslie Wolfe (17) celebrates with her teammates after defeating Northwestern, 5-0, in the Women's College World Series title game.

Individual Records

SINGLE-GAME

Batting

AT-BATS
11—Laura Myers, Cal Poly Pomona (0) vs. Texas A&M (1) (25 inn.), 5-24-84; Cindy Foster, Texas A&M (1) vs. Cal Poly Pomona (0) (25 inn.), 5-24-84; Shawn Andaya, Texas A&M (1) vs. Cal Poly Pomona (0) (25 inn.), 5-24-84.

RUNS
4—Lorraine Maynez, UCLA (9) vs. Cal Poly Pomona (0), 5-26-89; Rosie Leutzinger, Washington (12) vs. Tennessee (1), 5-21-99; Ashley Evans, La.-Lafayette (12) vs. Oklahoma (4), 5-23-2004; Caitlin Lowe, Arizona (12) vs. Lehigh (0) (five inn.), 5-20-2005.

HITS
5—Kellyn Tate, Michigan (7) vs. Iowa (9) (14 inn.), 5-27-95; Brandi Macias, Iowa (9) vs. Michigan (7) (14 inn.), 5-27-95; Dominique Lastrapes, Washington (12) vs. Michigan St. (8), 5-21-2004.

DOUBLES
2—By many players.

TRIPLES
2—Nina Lindenberg, Fresno St. (5) vs. Long Beach St. (2), 5-17-97.

HOME RUNS
3—Laura Espinoza, Arizona (15) vs. Florida St. (0) (five inn.), 5-21-95.

RUNS BATTED IN
8—Laura Espinoza, Arizona (15) vs. Florida St. (0) (five inn.), 5-21-95; Kristie Fox, Arizona (14) vs. LSU (5), 5-27-2006.

TOTAL BASES
13—Laura Espinoza, Arizona (15) vs. Florida St. (0) (five inn.), 5-21-95.

STOLEN BASES
5—Serita Brooks, Florida St. (6) vs. Bethune-Cookman (2), 5-17-2001; Jamie Hinshaw, Texas A&M (6) vs. Albany (N.Y.) (5), 5-20-2006.

Fielding

PUTOUTS
35—Laura Myers, Cal Poly Pomona (0) vs. Texas A&M (1) (25 inn.), 5-24-84.

ASSISTS
15—Ann Schroeder, Nebraska (3) vs. Oklahoma St. (2), 5-19-84.

ERRORS
4—Rhonda Wheatley, Cal Poly Pomona (6) vs. Northwestern (3), 5-23-85; Julie Soderlund, Oklahoma St. (3) vs. Washington (9), 5-18-96; Breanne Sabol, Oregon (4) vs. Florida St. (5), 5-22-2004; Teanna Rembert, Mississippi Val. (0) vs. Long Beach St. (5), 5-22-2004; Andrea Smith, LSU (7) vs. La.-Lafayette (6) (10 inn.), 5-20-2006; Andrea Smith, LSU (0) vs. Arizona (5), 5-26-2006.

Pitching

INNINGS PITCHED
25—Shawn Andaya, Texas A&M (1) vs. Cal Poly Pomona (0), 5-24-84.

STRIKEOUTS
28—Cristin Vitek, Baylor (1) vs. North Carolina (0) (16 inn.), 5-20-2004.

BASES ON BALLS
9—Tina Schell, Oklahoma St. (1) vs. Cal Poly Pomona (0), 5-14-82; Stacie Stafford, Nebraska (4) vs. La.-Lafayette (9) (eight inn.), 5-18-96.

NO-HIT GAMES (SAME YEAR)
2—Kathy Van Wyk, Cal St. Fullerton (11) vs. Bowling Green (0), 5-15-82, and Cal St. Fullerton (1) vs. Western Mich. (0), 5-29-82; Debbie Doom, UCLA (5) vs. Wyoming (0), 5-17-82, and UCLA (1) vs. Western Mich. (0), 5-29-82 (shared with Tracy Compton); Lisa Fernandez, UCLA (3) vs. Connecticut (0), 5-27-93, and UCLA (2) vs. Cal St. Northridge (0), 5-29-93.

Team Records

SINGLE-GAME

(Note: Totals for each team in both-teams records are in brackets after the team's score.)

Batting

AT-BATS
88—Texas A&M (1) vs. Cal Poly Pomona (0) (25 inn.), 5-24-84.

AT-BATS, BOTH TEAMS
174—Texas A&M (1) [88] vs. Cal Poly Pomona (0) [86] (25 inn.), 5-24-84.

RUNS
15—Michigan vs. Notre Dame (6) (five inn.), 5-21-95; Arizona vs. Florida St. (0) (five inn.), 5-21-95; Oklahoma vs. La.-Lafayette (0) (five inn.), 5-23-2004.

RUNS, BOTH TEAMS
21—Michigan (15) vs. Notre Dame (6) (five inn.), 5-21-95.

RUNS, ONE INNING
12—Arizona (13) vs. Nebraska (0), third inn., 5-20-2000.

HITS
20—South Fla. (14) vs. UCF (3) (five inn.), 5-20-2005.

HITS, BOTH TEAMS
31—Iowa (9) [17] vs. Michigan (7) [14] (14 inn.), 5-27-95.

DOUBLES
7—Princeton (10) vs. Connecticut (0) (six inn.), 5-20-95; Cal St. Fulleton (12) vs. Tennessee (1) (five inn.), 5-20-99.

TRIPLES
2—By several teams.

HOME RUNS
5—LSU (9) vs. Hawaii (4), 5-13-2003.

TOTAL BASES
30—South Fla. (14) vs. UCF (3) (five inn.), 5-20-2005.

TOTAL BASES, BOTH TEAMS
39—Iowa (9) [22] vs. Michigan (7) [17] (14 inn.), 5-27-95; La.-Lafayette (12) [26] vs. Oklahoma (4) [13], 5-23-2004; Georgia Tech (10) [24] vs. Florida A&M (7) [15], 5-20-2006.

STOLEN BASES
10—UCLA (8) vs. Canisius (0) (five inn.), 5-18-2000.

Fielding

ERRORS
7—Penn St. (1) vs. Louisiana Tech (9), 5-13-83; Fresno St. (1) vs. UCLA (6), 5-27-88; Cal Poly Pomona (0) vs. UCLA (9), 5-26-89; Iowa (9) vs. Michigan (7) (14 inn.), 5-27-95.

ERRORS, BOTH TEAMS
11—Iowa (9) [7] vs. Michigan (7) [4] (14 inn.), 5-27-95; Cornell (3) [6] vs. Mississippi Val. (6) [5], 5-21-2004.

DOUBLE PLAYS
3—Nebraska (0) vs. UCLA (3), 5-22-87; Cal St. Fullerton (1) vs. Texas A&M (2), 5-22-87; Minnesota (3) vs. Texas A&M (0), 5-17-91; Wichita St. (2) vs. Oregon (3), 5-21-2005.

DOUBLE PLAYS, BOTH TEAMS
4—UCLA (2) vs. South Carolina (1), 5-28-83; UCLA (3) vs. Nebraska (0), 5-22-87; Texas A&M (2) vs. Cal St. Fullerton (1), 5-22-87; Oregon (2) vs. California (1), 5-21-94.

Women's College World Series

INDIVIDUAL RECORDS

Batting

(Minimum 10 at-bats)

BATTING AVERAGE, SERIES
.750—Leah O'Brien, Arizona, 1994 (9 hits, 12 at-bats)

AT-BATS, GAME
11—Laura Myers, Cal Poly Pomona (0) vs. Texas A&M (1) (25 inn.), 5-24-84; Cindy Foster, Texas A&M (1) vs. Cal Poly Pomona (0) (25 inn.), 5-24-84; Shawn Andaya, Texas A&M (1) vs. Cal Poly Pomona (0) (25 inn.), 5-24-84.

AT-BATS, SERIES
31—Judy Trussell, Texas A&M, 1984.

RUNS SCORED, GAME
4—Lorraine Maynez, UCLA (9) vs. Cal Poly Pomona (0), 5-26-89.

RUNS SCORED, SERIES
8—Caitlin Lowe, Arizona, 2006.

HITS, GAME
5—Kellyn Tate, Michigan (7) vs. Iowa (9) (14 inn.), 5-27-95; Brandi Macias, Iowa (9) vs. Michigan (7) (14 inn.), 5-27-95.

HITS, SERIES
10—Lorraine Maynez, UCLA, 1989.

RUNS BATTED IN, GAME
4—Jennifer Simm, UCLA (6) vs. Utah St. (0), 5-23-84; Nicki Dennis, Arizona (12) vs. Fresno St. (0) (five inn.), 5-25-89; Yvonne Gutierrez, UCLA (11) vs. Massachusetts (1) (five inn.), 5-24-92; *Tanya Harding, UCLA (5) vs. Iowa (0), 5-28-95; Tammy Utley, Iowa (6) vs. Fresno St. (7), 5-24-97; Shavaughne Desecki, DePaul (4) vs. Alabama (6), 5-27-2000.

**Vacated.*

RUNS BATTED IN, SERIES
8—Yvonne Gutierrez, UCLA, 1992; Samantha Findlay, Michigan, 2005.

BASES ON BALLS, GAME*
4—Veronica Nelson, California (5) vs. Michigan (2), 5-26-2001.

BASES ON BALLS, SERIES*
14—Veronica Nelson, California, 2003.

STRIKEOUTS, GAME*
5—Brittany Rogers, Alabama (5) vs. Northwestern (6) (10 inn.), 6-1-2006.

**Statistics from the 1982 and 1984 finals do not include number of bases on balls and strikeouts per individual; therefore, statistics from those years are not included in these categories.*

DOUBLES, GAME
2—By many players.

DOUBLES, SERIES
3—Jennifer Simm, UCLA, 1985; Shauna Wattenberg, UCLA, 1987; Samantha Findlay, Michigan, 2005.

TRIPLES, GAME
1—By many players.

TRIPLES, SERIES
2—Patti Holthaus, Texas A&M, 1983; Rina Foster, Cal St. Fullerton, 1986; Andrea Duran, UCLA, 2006.

HOME RUNS, GAME
2—Yvonne Gutierrez, UCLA (11) vs. Massachusetts (1) (five inn.), 5-24-92; Lindsey Collins, Arizona (3) vs. California (0), 5-27-99.

HOME RUNS, SERIES
3—Yvonne Gutierrez, UCLA, 1992; Toni Mascarenas, Arizona, 2001; Tairia Mims, UCLA, 2003.

STOLEN BASES, GAME
3—Leslie Barton, Florida St. (2) vs. Massachusetts (4), 5-23-92.

STOLEN BASES, SERIES
4—Judy Trussell, Texas A&M, 1984; Alison Johnsen, Arizona, 1996; Caitlin Lowe, Arizona, 2006.

TOTAL BASES, GAME
8—Yvonne Gutierrez, UCLA (11) vs. Massachusetts (1) (five inn.), 5-24-82; Lindsey Collins, Arizona (3) vs. California (0), 5-27-99.

SACRIFICE HITS, GAME
2—By many players

SACRIFICE FLIES, GAME
1—By many players

Pitching

(Series records minimum 10.0 innings pitched)

LOWEST EARNED RUN AVERAGE, SERIES
0.00—By many players (most recent: Amanda Scott, Fresno St., 1999).

WINS, SERIES
5—Debbie Doom, UCLA, 1982; Shawn Andaya, Texas A&M, 1987; Keira Goerl, UCLA, 2003; Alicia Hollowell, Arizona, 2006.

COMPLETE GAMES, SERIES
6—Shawn Andaya, Texas A&M, 1987 (5-1); Lisa Fernandez, UCLA, 1993 (4-2); Keira Goerl, UCLA, 2003 (5-1); Anjelica Selden, UCLA, 2005 (4-2); Alicia Hollowell, Arizona, 2006 (5-1).

INNINGS PITCHED, GAME
25—Shawn Andaya, Texas A&M (1) vs. Cal Poly Pomona (0) (25 inn.), 5-24-84.

INNINGS PITCHED, SERIES
52.0—Shawn Andaya, Texas A&M, 1984.

HITS ALLOWED, GAME
13—Maureen Brady, Fresno St. (0) vs. Arizona (3), 5-27-94; Jenny Voss, Nebraska (1) vs. Fresno St. (6), 5-21-98.

HITS ALLOWED, SERIES
37—Christa Williams, UCLA, 1997.

FEWEST HITS ALLOWED, GAME (Minimum 7.0 Innings Pitched)
0—By several players (most recent: Keira Goerl, UCLA [1] vs. California [0], 5-26-2003; *Tanya Harding, UCLA [3] vs. La.-Lafayette [0], 5-26-95).

**Vacated.*

NO-HITTER IN A CHAMPIONSHIP GAME
Keira Goerl, UCLA (1) vs. California (0), 5-26-2003.

PERFECT GAMES, SERIES
1—Tracy Compton (3.1 innings pitched) and Debbie Doom (3.2 innings pitched), UCLA (1) vs. Western Mich. (0), 5-29-82; Julie Bolduc (7.0 innings pitched), Adelphi (1) vs. Utah St. (0), 5-25-84; Shawn Andaya (7.0 innings pitched), Texas A&M (1) vs. UCLA (0), 5-24-87; Courtney Blades (7.0 innings pitched), Southern Miss. (1) vs. Arizona (0), 5-25-2000.

FEWEST HITS ALLOWED, SERIES
0—Tracy Compton, UCLA, 1984.

RUNS ALLOWED, GAME
10—Robyn Burgess, California (0) vs. UCLA (10) (five inn.), 5-23-92; Christa Williams, UCLA (2) vs. Arizona (10) (five inn.), 5-26-97.

RUNS ALLOWED, SERIES
18—Debbie Bilbao, Iowa, 1995.

FEWEST RUNS ALLOWED, GAME (Minimum 7.0 innings pitched)
0—By many players.

FEWEST RUNS ALLOWED, SERIES
0—By many players (most recent: Leanne Tyler, Oklahoma St., 1998).

EARNED RUNS ALLOWED, GAME
8—Christa Williams, UCLA (2) vs. Arizona (10), 5-26-97.

EARNED RUNS ALLOWED, SERIES
15—Christa Williams, UCLA, 1997 (45 inn.).

FEWEST EARNED RUNS ALLOWED, GAME (Minimum 7.0 innings pitched)
0—By many players.

FEWEST EARNED RUNS ALLOWED, SERIES
0—By many players (most recent: Amanda Scott, Fresno St., 1998).

BASES ON BALLS, GAME
8—Alicia Hollowell, Arizona (1) vs. California (4), 5-25-2003.

BASES ON BALLS, SERIES
22—Kelly Anderson, California, 2003.

FEWEST BASES ON BALLS ALLOWED, GAME (Minimum 7.0 innings pitched)
0—By many players.

FEWEST BASES ON BALLS, SERIES
0—By many players (most recent: Amanda Scott, Fresno St., 1998).

STRIKEOUTS, GAME
20—Debbie Doom, UCLA (2) vs. Oklahoma St. (1) (13 inn.), 5-27-82.

STRIKEOUTS, SERIES
64—Alicia Hollowell, Arizona, 2006.

Fielding

PUTOUTS, GAME
35—Laura Myers, Cal Poly Pomona (0) vs. Texas A&M (1) (25 inn.), 5-24-84.

ASSISTS, GAME
13—Rhonda Wheatley, Cal Poly Pomona (0) vs. Texas A&M (1) (25 inn.), 5-24-84.

ERRORS, GAME
4—Rhonda Wheatley, Cal Poly Pomona (6) vs. Northwestern (3), 5-23-85.

TEAM RECORDS

(Note: Totals for each team in both-teams records are in brackets after the team's score.)

Batting

BATTING AVERAGE, SERIES
.394—Arizona, 1995 (four games: 41 hits, 104 at-bats).

AT-BATS, GAME
88—Texas A&M (1) vs. Cal Poly Pomona (0) (25 inn.), 5-24-84.

AT-BATS, SERIES
254—Texas A&M, 1984 (six games).

AT-BATS, BOTH TEAMS, GAME
174—Texas A&M (1) [88] vs. Cal Poly Pomona (0) [86] (25 inn.), 5-24-84.

RUNS SCORED, GAME
12—Arizona vs. Fresno St. (0) (five inn.), 5-25-89.

RUNS SCORED, SERIES
31—UCLA, 1992 (five games).

RUNS SCORED, BOTH TEAMS, GAME
16—Iowa (9) vs. Michigan (7) (14 inn.), 5-27-95; Washington (9) vs. California (7), 5-24-96.

RUNS SCORED, ONE INNING
9—UCLA (11) vs. Massachusetts (1) (five inn.), 5-24-92 (fifth inning).

HITS, GAME
17—Iowa (9) vs. Michigan (7) (14 inn.), 5-27-95.

HITS, SERIES
47—Washington, 1996 (four games).

HITS, BOTH TEAMS, GAME
31—Iowa (9) [17] vs. Michigan (7) [14] (14 inn.), 5-27-95.

RUNS BATTED IN, GAME
11—Arizona (12) vs. Fresno St. (0) (5 inn.), 5-25-89.

RUNS BATTED IN, BOTH TEAMS, GAME
12—Iowa (9) [6] vs. Michigan (7) [6] (14 inn.), 5-27-95.

BASES ON BALLS, GAME
8—Creighton (4) vs. Louisiana Tech (3) (13 inn.), 5-22-86.

BASES ON BALLS, BOTH TEAMS, GAME
13—Fresno St. (1) [6] vs. Cal Poly Pomona (0) [7] (12 inn.), 5-26-84.

STRIKEOUTS, GAME
20—Oklahoma St. (1) vs. UCLA (2), 5-27-82; Alabama (5) vs. Northwestern (6) (10 inn.), 6-1-2006.

STRIKEOUTS, BOTH TEAMS, GAME
31—Northwestern (6) [11] vs. Alabama (5) [20] (10 inn.), 6-1-2006.

DOUBLES, GAME
5—UCLA (3) vs. Stanford (1), 5-30-2004.

DOUBLES, BOTH TEAMS, GAME
5—Iowa (9) [2] vs. Michigan (7) [3] (14 inn.), 5-27-95; Washington (3) [4] vs. Arizona (0) [1], 5-28-99; UCLA (3) [5] vs. Stanford (1) [0], 5-30-2004.

TRIPLES, GAME
2—Cal St. Fullerton (3) vs. Indiana (1) (8 inn.), 5-24-86; Florida St. (4) vs. UNLV (1), 5-26-90.

TRIPLES, BOTH TEAMS, GAME
2—Cal St. Fullerton (3) [2] vs. Indiana (1) [0] (eight inn.), 5-24-86; Florida St. (4) [2] vs. UNLV (1) [0], 5-26-90; Alabama (6) [1] vs. DePaul (4) [1], 5-27-2000.

HOME RUNS, GAME
3—Oklahoma St. (6) vs. Massachusetts (0), 5-23-98; Arizona (6) vs. California (0), 5-27-2000; UCLA (6) vs. Southern Miss. (0), 5-28-2000; Northwestern (3) vs. UCLA (1) (8 inn.), 6-3-2006.

HOME RUNS, BOTH TEAMS, GAME
3—Many times.

STOLEN BASES, GAME
4—Pacific (1) vs. Missouri (0) (12 inn.), 5-26-83; Arizona (8) vs. UNLV (0) (six inn.), 5-28-95; Washington (9) vs. California (7), 5-24-96; Arizona (6) vs. California (0), 5-27-2000; Oklahoma (3) vs. Southern Miss. (1), 5-27-2000; Arizona (2) vs. Texas (0), 6-2-2006.

STOLEN BASES, BOTH TEAMS, GAME
6—Washington (9) vs. California (7), 5-24-96.

TOTAL BASES, GAME
20—UCLA (11) vs. Massachusetts (1) (five inn.), 5-24-92; Arizona (10) vs. Iowa (2) (six inn.), 5-26-96; Northwestern (6) vs. Alabama (5) (10 inn.), 6-1-2006.

TOTAL BASES, BOTH TEAMS, GAME
39—Iowa (9) [22] vs. Michigan (7) [17] (14 inn.), 5-27-95.

SACRIFICE HITS, GAME
5—UCLA (2) vs. South Carolina (1) (17 inn.), 5-23-83; Oklahoma St. (0) vs. Arizona (1) (nine inn.), 5-30-93.

SACRIFICE HITS, BOTH TEAMS, GAME
8—Arizona (1) [4] vs. UNLV (0) [4] (13 inn.), 5-23-91; Arizona (1) [3] vs. Oklahoma St. (0) [5] (nine inn.), 5-30-93.

SACRIFICE FLIES, GAME
2—Arizona (4) vs. Cal Poly Pomona (1), 5-27-88; Oklahoma St. (5) vs. Florida St. (2), 5-27-93; Cal St. Northridge (5) vs. Utah (1), 5-27-94; UCLA (7) vs. Michigan (3), 5-24-97; Arizona (8) vs. Washington (0) (five inn.), 5-22-98.

SACRIFICE FLIES, BOTH TEAMS, GAME
2—By many teams.

Pitching

INNINGS PITCHED, SERIES
72.2—Texas A&M, 1984 (six games).

RUNS ALLOWED, SERIES
19—Iowa, 1995 (four games); Northwestern, 2006 (five games).

EARNED RUNS ALLOWED, SERIES
16—UCLA, 1997 (six games).

EARNED RUN AVERAGE, SERIES
0.00—Utah St., 1984 (two games); Arizona, 1994 (four games); Fresno St., 1998 (five games).

Fielding

FIELDING PERCENTAGE, SERIES
1.000—UCLA, 1982 (five games); Louisiana Tech, 1986 (two games); UCLA, 1988 (six games); Texas A&M, 1988 (three games); Arizona, 1998 (four games); Massachusetts, 1998 (two games); California, 2000 (two games).

PUTOUTS, GAME
75—Texas A&M (1) vs. Cal Poly Pomona (0) (25 inn.), 5-24-84.

PUTOUTS, BOTH TEAMS
148—Texas A&M (1) [75] vs. Cal Poly Pomona (0) [73] (25 inn.), 5-24-84.

ASSISTS, GAME
37—Cal Poly Pomona (0) vs. Texas A&M (1) (25 inn.), 5-24-84.

ASSISTS, BOTH TEAMS, GAME
68—Texas A&M (1) [31] vs. Cal Poly Pomona (0) [37] (25 inn.), 5-24-84.

ERRORS, GAME
7—Fresno St. (1) vs. UCLA (6), 5-27-88; Cal Poly Pomona (0) vs. UCLA (9), 5-26-89; Iowa (9) vs. Michigan (7) (14 inn.), 5-27-95.

ERRORS, SERIES
14—Cal St. Fullerton, 1983 (five games); Iowa, 1995 (four games).

ERRORS, BOTH TEAMS, GAME
11—Iowa (9) [7] vs. Michigan (7) [4] (14 inn.), 5-27-95.

DOUBLE PLAYS, GAME
3—Nebraska (0) vs. UCLA (3), 5-22-87; Cal St. Fullerton (1) vs. Texas A&M (2) (13 inn.), 5-22-87.

DOUBLE PLAYS, SERIES
4—Cal St. Fullerton, 1987 (four games).

DOUBLE PLAYS, BOTH TEAMS, GAME
4—UCLA (2) [2] vs. South Carolina (1) [2] (17 inn.), 5-28-83; UCLA (3) [1] vs. Nebraska (0) [3], 5-22-87; Texas A&M (2) [3] vs. Cal St. Fullerton (1) [1] (13 inn.), 5-22-87.

Division II Championship

2006 Championship Results

SOUTH CENTRAL REGIONAL
St. Edward's 8, Regis (Colo.) 6 (8 inn.)
Central Okla. 6, Abilene Christian 0
St. Mary's (Tex.) 10, Southeastern Okla. 1
Incarnate Word 3, Midwestern St. 1
Abilene Christian 5, Regis (Colo.) 0
Southeastern Okla. 3, Midwestern St. 0
Central Okla. 8, St. Edward's 0 (5 inn.)
Incarnate Word 3, St. Mary's (Tex.) 0
St. Edward's 2, Southeastern Okla. 1
St. Mary's (Tex.) 10, Abilene Christian 2 (5 inn.)
Central Okla. 7, Incarnate Word 0
St. Mary's (Tex.) 3, St. Edward's 2
Incarnate Word 6, St. Mary's (Tex.) 3
Central Okla. 5, Incarnate Word 4 (8 inn.)

MID-ATLANTIC REGIONAL
East Stroudsburg 3, Kutztown 1
Shippensburg 8, Millersville 1
Bloomsburg 4, California (Pa.) 1
Lock Haven 8, N.C. Central 4
Millersville 2, Kutztown 1
California (Pa.) 9, N.C. Central 0 (5 inn.)
Shippensburg 3, East Stroudsburg 2 (11 inn.)
Bloomsburg 3, Lock Haven 0
California (Pa.) 1, East Stroudsburg 0
Lock Haven 4, Millersville 2
Bloomsburg 2, Shippensburg 1
Lock Haven 1, California (Pa.) 0 (8 inn.)
Lock Haven 1, Shippensburg 0
Lock Haven 4, Bloomsburg 0
Lock Haven 7, Bloomsburg 0

SOUTH ATLANTIC REGIONAL
Wingate 3, Carson-Newman 1
GC&SU 7, Armstrong Atlantic 5
Lenoir-Rhyne 3, S.C. Upstate 2
Columbus St. 8, Queens (N.C.) 0 (5 inn.)
Armstrong Atlantic 3, Carson-Newman 2
Queens (N.C.) 6, S.C. Upstate 1 (10 inn.)
GC&SU 4, Wingate 3
Lenoir-Rhyne 2, Columbus St. 0
Wingate 5, Queens (N.C.) 3
Armstrong Atlantic 4, Columbus St. 2
GC&SU 5, Lenoir-Rhyne 4 (9 inn.)
Armstrong Atlantic 2, Wingate 1
Lenoir-Rhyne 4, Armstrong Atlantic 1
GC&SU 4, Lenoir-Rhyne 1 (16 inn.)

NORTH CENTRAL REGIONAL
Neb.-Omaha 11, Mo. Western St. 0 (5 inn.)
Augustana (S.D.) 4, Southwest Minn. St. 2 (9 inn.)
Concordia-St. Paul 8, Northwest Mo. St. 0 (5 inn.)
Emporia St. 9, Washburn 0 (5 inn.)
Mo. Western St. 4, Southwest Minn. St. 1
Northwest Mo. St. 11, Washburn 5
Augustana (S.D.) 2, Neb.-Omaha 0
Emporia St. 2, Concordia-St. Paul 0 (11 inn.)
Neb.-Omaha 3, Northwest Mo. St. 1
Concordia-St. Paul 3, Mo. Western St. 2
Emporia St. 7, Augustana (S.D.) 2
Concordia-St. Paul 1, Neb.-Omaha 0 (8 inn.)
Concordia-St. Paul 2, Augustana (S.D.) 1
Concordia-St. Paul 3, Emporia St. 2
Emporia St. 3, Concordia-St. Paul 2

SOUTH REGIONAL
Ala.-Huntsville 3, St. Leo 2 (13 inn.)
Barry 1, Valdosta St. 0
Fla. Gulf Coast 5, North Ala. 1
Fla. Southern 9, Kentucky St. 0 (5 inn.)
Valdosta St. 3, St. Leo 1
North Ala. 9, Kentucky St. 0 (5 inn.)
Ala.-Huntsville 4, Barry 1
Fla. Southern 5, Fla. Gulf Coast 1
Barry 2, North Ala. 1
Valdosta St. 3, Fla. Gulf Coast 1
Fla. Southern 1, Ala.-Huntsville 0
Valdosta St. 3, Barry 1
Ala.-Huntsville 6, Valdosta St. 4
Ala.-Huntsville 4, Fla. Southern 3
Fla. Southern 13, Ala.-Huntsville 2 (5 inn.)

NORTHEAST REGIONAL
Queens (N.Y.) 4, Bryant 3
Le Moyne 3, Adelphi 1
Mass.-Lowell 3, Caldwell 2
C.W. Post 3, Southern N.H. 2
Adelphi 5, Bryant 3
Southern N.H. 1, Caldwell 0
Le Moyne 10, Queens (N.Y.) 1 (5 inn.)
C.W. Post 2, Mass.-Lowell 1
Southern N.H. 9, Queens (N.Y.) 0 (6 inn.)
Adelphi 5, Mass.-Lowell 1
Le Moyne* 5, C.W. Post 4

**Due to inclement weather, the regional could not be completed. By NCAA rule, the winner of Game 11, which was the remaining undefeated team in the bracket, was declared the regional champion and advanced to the finals.*

GREAT LAKES REGIONAL
Southern Ind. 7, Wayne St. (Mich.) 0
West Va. Wesleyan 3, Gannon 0
Northern Ky. 2, Lewis 1
Grand Valley St. 3, SIU Edwardsville 2 (8 inn.)
Gannon 4, Wayne St. (Mich.) 1
SIU Edwardsville 1, Lewis 0
Southern Ind. 1, West Va. Wesleyan 0
Northern Ky. 10, Grand Valley St. 0 (5 inn.)
SIU Edwardsville 11, West Va. Wesleyan 2 (6 inn.)
Gannon 7, Grand Valley St. 1
Northern Ky. 11, Southern Ind. 8
SIU Edwardsville 8, Gannon 3
SIU Edwardsville 9, Southern Ind. 0 (5 inn.)
SIU Edwardsville 8, Northern Ky. 0 (6 inn.)
SIU Edwardsville 7, Northern Ky. 1

WEST REGIONAL
San Fran. St. 3, Hawaii-Hilo 2 (9 inn.)
Cal St. Bakersfield 5, Seattle 2
Cal St. Dom. Hills 3, Cal St. Stanislaus 1
Humboldt St. 3, Hawaii Pacific 2
Seattle 11, Hawaii-Hilo 9 (8 inn.)
Cal St. Stanislaus 10, Hawaii Pacific 2 (6 inn.)
Cal St. Bakersfield 3, San Fran. St. 2
Humboldt St. 6, Cal St. Dom. Hills 5
Cal St. Stanislaus 5, San Fran. St. 2
Cal St. Dom. Hills 6, Seattle 2
Cal St. Bakersfield 3, Humboldt St. 1
Cal St. Dom. Hills 9, Cal St. Stanislaus 1 (5 inn.)
Cal St. Dom. Hills 3, Humboldt St. 2
Cal St. Bakersfield 3, Cal St. Dom. Hills 0

FINALS
Fla. Southern 8, Le Moyne 0 (5 inn.)
Emporia St. 9, GC&SU 1 (6 inn.)
Cal St. Bakersfield 6, Central Okla. 1
Lock Haven 13, SIU Edwardsville 1 (6 inn.)
GC&SU 7, Le Moyne 1
Central Okla. 2, SIU Edwardsville 0
Fla. Southern 1, Emporia St. 0 (11 inn.)
Lock Haven 2, Cal St. Bakersfield 0
Emporia St. 4, Central Okla. 3 (8 inn.)
Cal St. Bakersfield 3, GC&SU 1
Emporia St. 4, Cal St. Bakersfield 1
Lock Haven 2, Fla. Southern 1
Emporia St. 2, Fla. Southern 1

CHAMPIONSHIP
Lock Haven 3, Emporia St. 0

Finals Box Scores

AT SALEM, VIRGINIA

GAME NO. 1—MAY 18
Fla. Southern 8, Le Moyne 0 (5 inn.)

Le Moyne	AB	R	H	RBI	BB	SO	PO	A	LOB
Lindsay Spaziani cf	2	0	0	0	0	0	1	0	0
Melissa Quimby 2b	2	0	0	0	0	1	1	1	0
Kristen DesLauriers c	2	0	1	0	0	0	1	1	0
Sarah Reed p	2	0	0	0	0	0	0	0	1
Jennifer Farrelly dh	1	0	0	0	1	1	0	0	0
Emma Murphy 1b	2	0	1	0	0	0	5	0	1

Le Moyne	AB	R	H	RBI	BB	SO	PO	A	LOB
Jennifer Winters ss	2	0	0	0	0	0	2	2	0
Caitlin O'Neill 3b	2	0	0	0	0	2	1	1	1
Ashley Anderson rf	2	0	0	0	0	1	0	0	0
Lyndsey Balinskas lf	0	0	0	0	0	0	1	0	0
Martha Senko p	0	0	0	0	0	0	0	1	0
Totals	17	0	2	0	1	5	12	6	3

Fla. Southern	AB	R	H	RBI	BB	SO	PO	A	LOB
Ashley Alpizar 2b	1	1	0	0	1	0	3	1	0
Laura Hasson ph	1	0	0	0	0	0	0	0	0
Jesse Shepherd ss	3	0	0	0	0	1	0	1	0
Sarah Kohlbrenner cf	2	2	2	0	1	0	0	0	0
Jackie Leppla 1b	3	1	1	0	0	0	6	2	0
Natalie Lang lf	3	1	2	3	0	0	0	0	2
Michelle Tatlock rf	2	1	1	0	0	0	1	0	0
Angela Williams dh	2	1	1	1	0	0	0	0	0
Leah English c	1	1	1	2	1	0	4	1	0
Arden Mitchell pr	0	0	0	0	0	0	0	0	0
Nikki Henderson 3b	2	0	0	0	0	0	0	0	1
Megan Brown p	0	0	0	0	0	0	0	0	0
Stacey Bronson p	0	0	0	0	0	0	1	0	0
Totals	20	8	8	6	3	1	15	5	3

Score by Innings		R	H	E
Le Moyne	000 00—	0	2	2
Fla. Southern	620 0x—	8	8	0

E—Winters (3); O'Neill (14). LOB—Le Moyne 3; Fla. Southern 3. 2B—Murphy (12). HR—English (4). SB—Alpizar (25). CS–Lang (3).

Le Moyne	IP	H	R	ER	BB	SO	AB	BF
Sarah Reed	2.0	8	8	8	1	1	13	14
Martha Senko	2.0	0	0	0	2	0	7	9

Fla. Southern	IP	H	R	ER	BB	SO	AB	BF
Megan Brown	3.0	2	0	0	0	3	11	11
Stacey Bronson	2.0	0	0	0	1	2	6	7

Win—Brown (29-3). Loss—Reed (17-10). Save—None.
PB—DesLauriers (6).
Umpires—HP: Dave Whitford; 1B: Christie Cornwell; 3B: Craig Hyde.
Start: Noon. Time of game: 1:14. Attendance: 346.

GAME NO. 2—MAY 18
Emporia St. 9, GC&SU 1 (6 inn.)

GC&SU	AB	R	H	RBI	BB	SO	PO	A	LOB
Deidra Baitey cf	3	0	1	0	0	2	0	0	0
Lindsey Swanson dh	3	1	0	0	0	2	0	0	0
Diana Baruffa ss	2	0	0	0	1	0	3	0	1
Heather Jones 1b	3	0	1	0	0	1	4	0	1
Ashley Payne pr	0	0	0	0	0	0	0	0	0
Keidra Baitey 3b	3	0	1	1	0	2	3	3	0
Nikki Smith 2b	3	0	0	0	0	1	1	2	0
Aundra Baker lf	2	0	0	0	0	1	0	0	0
Shelbie Lindsey c	2	0	0	0	0	1	5	1	3
Brianna Hope rf	1	0	0	0	1	1	0	0	0
Mandy Chandler p	0	0	0	0	0	0	0	1	0
Libby Kidd p	0	0	0	0	0	0	0	0	0
Totals	22	1	3	1	2	11	16	7	5

Emporia St.	AB	R	H	RBI	BB	SO	PO	A	LOB
Chelsea McClernon 2b	3	2	1	1	1	2	0	0	0
Jessie Wiard lf	3	0	1	0	0	0	1	0	0
Shelbe Hughes ph	0	0	0	0	1	0	0	0	0
Bree Beattie ss	4	1	1	2	0	1	0	2	0
Megan Davison 3b	3	1	1	1	1	0	1	0	1
Katie Ellis pr	0	1	0	0	0	0	0	0	0
Morgan Viola cf	3	1	1	0	0	1	0	0	0
Jennifer Dace 1b	3	1	2	0	0	0	4	0	0
Channon Nitz dh	3	1	2	5	0	0	0	0	0
Courtney Stevens c	1	0	0	0	2	1	11	1	0
Laura Pfautsch rf	3	0	1	0	0	0	0	0	3
Jenna Potter ph	0	1	0	0	0	0	0	0	0
Melissa Stevens p	0	0	0	0	0	0	0	0	0
Courtney Reed p	0	0	0	0	0	0	1	0	0
Totals	26	9	10	9	5	5	18	3	6

Score by Innings		R	H	E
GC&SU	000 100 —	1	3	3
Emporia St.	000 252 —	9	10	2

Note: *1 out, 2 runners LOB when the game ended.*
E—D. Baitey (5); K. Baitey 2 (18); Beattie (13); Dace (6). DP—GC&SU 1. LOB—GC&SU 5; Emporia St. 6. HR—McClernon (10); Beattie (14); Nitz (5). SB—Hope (5); Wiard (26); Dace (4); C. Stevens (2); Pfautsch (15). CS–Wiard (7).

GC&SU	IP	H	R	ER	BB	SO	AB	BF
Mandy Chandler	4.1	6	4	3	2	4	19	21
Libby Kidd	1.0	4	5	5	3	1	7	10

Emporia St.	IP	H	R	ER	BB	SO	AB	BF
Melissa Stevens	5.0	3	1	0	2	9	19	21
Courtney Reed	1.0	0	0	0	0	2	3	3

Win—M. Stevens (27-2). Loss—Chandler (22-4). Save—None.
WP—M. Stevens (3).
Umpires—HP: Laura Nesteriak; 1B: Dan Ringsby; 3B: Glenda Bates.
Start: 2:30 p.m. Time of game: 1:56. Attendance: 388.

GAME NO. 3—MAY 18
Cal St. Bakersfield 6, Central Okla. 1

Central Okla.	AB	R	H	RBI	BB	SO	PO	A	LOB
Stacy Walden ss	3	0	0	0	0	0	0	5	1
Lindsay Tripp 2b	3	1	1	0	0	0	3	0	0
Christin Dobbs rf	3	0	0	0	0	0	0	0	0
Angela Stratton 3b	2	0	0	0	0	0	1	4	0
Alley Roberts 3b	1	0	1	0	0	0	0	0	0
Karmen Kauk 1b	3	0	2	1	0	1	10	0	0
Emilee Bounds c	3	0	0	0	0	1	3	0	4
Rachel Smith dh	3	0	0	0	0	1	0	0	0
Meagan Campbell cf	3	0	0	0	0	0	1	0	0
Lindsay Mitchell lf	1	0	0	0	0	0	0	0	0
Katy Lundberg ph	1	0	0	0	0	1	0	0	0
Alli Blake p	0	0	0	0	0	0	0	2	0
Jordan Akin p	0	0	0	0	0	0	0	0	0
Totals	26	1	4	1	0	4	18	11	5

Cal St. Bakersfield	AB	R	H	RBI	BB	SO	PO	A	LOB
Christie Hill p	4	1	2	0	0	1	1	3	0
Allison Amezcua 2b	4	1	1	0	0	0	1	2	0
Renee Rubio ss	4	1	2	2	0	1	1	2	1
Amber Mills 1b	3	0	1	1	0	0	10	0	2
Bethany Snow rf	3	0	0	1	0	0	2	0	2
Carrie Hilvers lf	3	0	0	0	0	0	0	0	1
Hilary Taylor c	3	0	0	0	0	0	4	0	0
Cara Klein 3b	3	1	1	0	0	1	2	1	0
Kianna Urbanski cf	3	2	3	0	0	0	0	0	0
Totals	30	6	10	4	0	3	21	8	6

Score by Innings		R	H	E
Central Okla.	000 100 0 —	1	4	4
Cal St. Bakersfield	000 042 x —	6	10	1

E—Walden 2 (16); Roberts 2 (8); Amezcua (14). LOB—Central Okla. 5; Cal St. Bakersfield 6. 2B—Hill (15); Mills (12). HBP—Mitchell. SB—Amezcua (15); Urbanski (20).

Central Okla.	IP	H	R	ER	BB	SO	AB	BF
Alli Blake	5.1	10	6	4	0	1	27	27
Jordan Akin	0.2	0	0	0	0	2	3	3

Cal St. Bakersfield	IP	H	R	ER	BB	SO	AB	BF
Christie Hill	7.0	4	1	0	0	4	26	27

Win—Hill (25-8). Loss—Blake (17-11). Save—None.
HBP—by Hill (Mitchell).
Umpires—HP: Christie Cornwell; 1B: Craig Hyde; 3B: Dave Whitford.
Start: 5 p.m. Time of game: 1:48. Attendance: 278.

GAME NO. 4—MAY 18
Lock Haven 13, SIU Edwardsville 1 (6 inn.)

Lock Haven	AB	R	H	RBI	BB	SO	PO	A	LOB
Julia Popovich rf	4	1	2	1	0	1	0	0	0
Kristin Erb p	3	1	2	1	2	0	0	1	2
Christa Sweigart pr	0	0	0	0	0	0	0	0	0
Courtney Harris ss	4	1	2	4	1	0	1	2	0
Heather Johnson 2b	5	0	0	0	0	3	2	3	2
Sarah Norris 3b	5	1	2	0	0	0	0	1	5
Julie Robitaille dh	2	1	0	0	2	1	0	0	1
Ashley Barber pr	0	0	0	0	0	0	0	0	0
Ilia Lopez 1b	2	3	1	0	1	0	10	0	0
Amanda Roosa c	3	2	2	1	0	0	5	1	0
Missy Kurian pr	0	1	0	0	0	0	0	0	0
Steph Nail lf	2	2	2	2	2	0	0	0	0
Nancy O'Connor cf	0	0	0	0	0	0	0	0	0
Totals	30	13	13	9	8	5	18	8	10

SIU Edwardsville	AB	R	H	RBI	BB	SO	PO	A	LOB
Shanna Waldo cf	3	0	1	0	0	1	1	0	0
Holly Neuerburg 2b	3	0	2	1	0	0	1	2	0
Alicia DeShasier rf	3	0	0	0	0	1	2	0	4
Libby Lenart c	2	0	1	0	1	0	6	0	0
Courtney Mall pr	0	0	0	0	0	0	0	0	0
Amanda Pucel pr	0	0	0	0	0	0	0	0	0
Sabra McCune dh	3	0	1	0	0	0	0	1	0
Kaeleigh Rousey ss	3	0	0	0	0	0	1	1	0
Emily Lenart 1b	3	0	0	0	0	1	5	0	1
Amy Rogers 3b	2	0	0	0	0	0	1	1	0
Mallory Ruggles ph	1	0	0	0	0	1	0	0	2
Jodie Ohlau lf	2	1	0	0	0	0	1	0	0
Kaitlin Colosimo p	0	0	0	0	0	0	0	2	0
Totals	25	1	5	1	1	4	18	7	7

Score by Innings		R	H	E
Lock Haven	032 035 —	13	13	3
SIU Edwardsville	001 000 —	1	5	2

E—Hughes (14); Norris (12); Lopez (3); DeShasier 2 (5). LOB—Lock Haven 10; SIU Edwardsville 7. 2B—Hughes 2 (12); Norris (7); Nail (9). SH—Popovich (5); Lopez (2). SF—Roosa (4). SB–Robitaille (1); Lopez (13); Nail (15); Neuerburg (16). CS–Neuerburg (4).

Lock Haven	IP	H	R	ER	BB	SO	AB	BF
Kristin Erb	6.0	5	1	0	1	4	25	26

SIU Edwardsville	IP	H	R	ER	BB	SO	AB	BF
Kaitlin Colosimo	3.0	6	8	4	4	3	16	21
Sabra McCune	3.0	7	5	5	4	2	14	20

Win—Erb (33-1). Loss—McCune (33-8). Save—None.
Umpires—HP: Dan Ringsby; 1B: Glenda Bates; 3B: Laura Nesteriak.
Start: 8 p.m. Time of game: 2:49. Attendance: 355.

GAME NO. 5—MAY 19
GC&SU 7, Le Moyne 1

GC&SU	AB	R	H	RBI	BB	SO	PO	A	LOB
Deidra Baitey lf	4	1	2	0	0	1	1	0	1
Lindsey Swanson dh	1	0	0	0	0	1	0	0	0
Casey Allen dh	3	0	0	0	0	1	0	0	1
Diana Baruffa ss	4	1	2	1	0	0	0	2	0
Heather Jones 1b	4	0	1	0	0	0	3	0	0
Ashley Payne pr	0	1	0	0	0	0	0	0	0
Keidra Baitey 3b	4	3	3	2	0	0	3	1	1
Nikki Smith 2b	4	0	2	3	0	0	0	0	0
Shelbie Lindsey c	3	0	0	0	0	0	10	0	1
Brianna Hope rf	3	1	1	0	0	0	1	0	1
Aundrea Baker cf	3	0	1	1	0	2	3	0	0
Mandy Chandler p	0	0	0	0	0	0	0	0	0
Totals	33	7	12	7	0	5	21	3	5

Le Moyne	AB	R	H	RBI	BB	SO	PO	A	LOB
Lindsay Spaziani cf	3	1	1	0	0	1	1	0	1
Melissa Quimby 2b	3	0	1	0	0	0	3	1	0
Kristen DesLauriers c	2	0	0	1	1	0	5	1	0
Sarah Reed p	3	0	1	0	0	0	0	0	0
Jennifer Farrelly dh	3	0	0	0	0	3	0	0	1
Emma Murphy 1b	3	0	0	0	0	2	3	0	2
Jennifer Winters ss	3	0	0	0	0	1	4	2	0
Caitlin O'Neill 3b	2	0	0	0	0	2	2	0	0
Kortney Meadows ph	1	0	0	0	0	0	0	0	0
Ashley Anderson rf	2	0	1	0	0	0	2	0	0
Lyndsey Balinskas lf	0	0	0	0	0	0	1	0	0
Martha Senko p	0	0	0	0	0	0	0	0	0
Caylin Christophersen p	0	0	0	0	0	0	0	0	0
Totals	25	1	4	1	1	9	21	4	4

Score by Innings		R	H	E
GC&SU	112 020 1 —	7	12	0
Le Moyne	000 001 0 —	1	4	1

E—Reed (7). LOB—GC&SU 5; Le Moyne 4. 2B—K. Baitey (13); Smith (5); Spaziani (8); Quimby (11). HR—K. Baitey (9). SB—D. Baitey (13). CS—D. Baitey (1).

GC&SU	IP	H	R	ER	BB	SO	AB	BF
Mandy Chandler	7.0	4	1	1	1	9	25	26

Le Moyne	IP	H	R	ER	BB	SO	AB	BF
Sarah Reed	3.0	6	4	3	0	1	16	16
Martha Senko	2.0	4	2	2	0	2	10	10
Caylin Christophersen	2.0	2	1	1	0	2	7	7

Win—Chandler (23-4). Loss—Reed (17-11). Save—None.
Umpires—HP: Craig Hyde; 1B: Dave Whitford; 3B: Dan Ringsby.
Start: Noon. Time of game: 1:43. Attendance: 313.

GAME NO. 6—MAY 19
Central Okla. 2, SIU Edwardsville 0

Central Okla.	AB	R	H	RBI	BB	SO	PO	A	LOB
Stacy Walden ss	4	0	3	0	0	0	2	2	0
Lindsay Tripp 2b	3	0	2	1	0	0	2	0	0
Alley Roberts dh	3	0	1	0	0	0	0	0	2
Karmen Kauk 1b	2	0	0	0	0	0	10	0	0
Rachel Smith 3b	3	0	1	0	0	0	1	2	0
Emilee Bounds c	2	1	1	1	0	1	5	0	0
Cody Morrell ph	1	0	0	0	0	0	0	0	1
Christin Dobbs rf	3	0	0	0	0	2	1	0	0
Meagan Campbell cf	3	0	0	0	0	0	0	0	0
Lindsay Mitchell lf	2	1	1	0	1	0	0	0	0
Alli Blake p	0	0	0	0	0	0	0	2	0
Jordan Akin p	0	0	0	0	0	0	0	0	0
Totals	26	2	9	2	1	3	21	6	5

SIU Edwardsville	AB	R	H	RBI	BB	SO	PO	A	LOB
Shanna Waldo cf	3	0	0	0	0	1	0	0	2
Holly Neuerburg 2b	3	0	0	0	0	1	4	4	0
Alicia DeShasier rf	3	0	2	0	0	0	2	0	0

CHAMPIONSHIPS

SIU Edwardsville	AB	R	H	RBI	BB	SO	PO	A	LOB
Libby Lenart c	1	0	0	0	2	1	3	1	0
Courtney Mall pr	0	0	0	0	0	0	0	0	0
Sabra McCune dh	3	0	0	0	0	0	0	1	0
Kaeleigh Rousey ss	3	0	1	0	0	0	2	1	4
Emily Lenart 1b	3	0	1	0	0	1	8	1	0
Katy Biggs pr	0	0	0	0	0	0	0	0	0
Amy Rogers 3b	3	0	1	0	0	0	0	1	0
Megan Gaitros pr	0	0	0	0	0	0	0	0	0
Jodie Ohlau lf	3	0	0	0	0	0	2	0	0
Kaitlin Colosimo p	0	0	0	0	0	0	0	0	0
Totals	25	0	5	0	2	4	21	9	6

Score by Innings

		R	H	E
Central Okla.	000 011 0	2	9	0
SIU-Edwardsville	000 000 0	0	5	0

LOB—Central Okla. 5; SIU Edwardsville 6. 2B—E. Lenart (10). HR—Bounds (5). SH—Kauk (4). SB—DeShasier 2 (49); Gaitros (7). CS—Smith (3).

Central Okla.	IP	H	R	ER	BB	SO	AB	BF
Alli Blake	5.0	4	0	0	1	3	18	19
Jordan Akin	2.0	1	0	0	1	1	7	8

SIU Edwardsville	IP	H	R	ER	BB	SO	AB	BF
Kaitlin Colosimo	0.0	0	0	0	0	0	0	0
Sabra McCune	7.0	9	2	2	1	3	26	28

Win—Blake (18-11). Loss—McCune (33-9). Save—Akin (1).
Umpires—HP: Glenda Bates; 1B: Laura Nesteriak; 3B: Christie Cornwell.
Start: 2:42 p.m. Time of game: 1:38. Attendance: 311.

GAME NO. 7—MAY 19
Fla. Southern 1, Emporia St. 0 (11 inn.)

Fla. Southern	AB	R	H	RBI	BB	SO	PO	A	LOB
Ashley Alpizar 2b	3	0	1	0	2	2	2	2	0
Jesse Shepherd ss	5	0	2	0	0	2	0	6	0
Sarah Kohlbrenner cf	5	0	0	0	0	3	0	0	3
Jackie Leppla 1b	5	1	0	0	0	1	17	1	1
Natalie Lang lf	4	0	1	0	1	1	0	0	0
Michelle Tatlock rf	5	0	2	1	0	2	0	0	0
Angela Williams dh	5	0	0	0	0	1	0	0	2
Leah English c	3	0	0	0	1	2	13	1	2
Sharon Elliott pr	0	0	0	0	0	0	0	0	0
Megan Brown p	3	0	0	0	0	0	0	5	0
Nikki Henderson 3b	0	0	0	0	0	0	1	3	0
Totals	38	1	6	1	4	14	33	18	9

Emporia St.	AB	R	H	RBI	BB	SO	PO	A	LOB
Chelsea McClernon 2b	4	0	1	0	0	0	0	3	0
Jessie Wiard lf	3	0	0	0	0	3	0	0	0
Shelbe Hughes ph	1	0	0	0	0	0	0	0	1
Sarah Luschen ph	1	0	0	0	0	0	0	0	2
Bree Beattie ss	4	0	1	0	0	1	0	3	0
Megan Davison 3b	3	0	0	0	0	2	3	2	0
Morgan Viola cf	4	0	0	0	0	2	0	0	0
Jennifer Dace 1b	4	0	1	0	0	0	12	0	1
Channon Nitz dh	4	0	0	0	0	1	0	0	1
Courtney Stevens c	4	0	1	0	0	0	16	0	0
Katie Ellis pr	0	0	0	0	0	0	0	0	0
Laura Pfautsch rf	4	0	0	0	0	4	2	1	0
Courtney Reed p	0	0	0	0	0	0	0	2	0
Melissa Stevens p	0	0	0	0	0	0	0	1	0
Totals	36	0	4	0	0	13	33	12	5

Score by Innings

		R	H	E
Fla. Southern	000 000 000 01	1	6	0
Emporia St.	000 000 000 00	0	4	1

E—Dace (7). LOB—Fla. Southern 9; Emporia St. 5. 2B—Tatlock (7). HBP—McClernon. SH—Brown (1); Davison (4). SB—Alpizar (26); Shepherd (27).

Fla. Southern	IP	H	R	ER	BB	SO	AB	BF
Megan Brown	11.0	4	0	0	0	13	36	38

Emporia St.	IP	H	R	ER	BB	SO	AB	BF
Courtney Reed	3.1	3	0	0	2	2	13	15
Melissa Stevens	7.2	3	1	0	2	12	25	28

Win—Brown (30-3). Loss—M. Stevens (27-3). Save—None. HBP—by Brown (McClernon).
Umpires—HP: Dan Ringsby; 1B: Dave Whitford; 3B: Craig Hyde.
Start: 5:20 p.m. Time of game: 2:50. Attendance: 389.

GAME NO. 8—MAY 20
Lock Haven 2, Cal St. Bakersfield 0

Lock Haven	AB	R	H	RBI	BB	SO	PO	A	LOB
Julia Popovich rf	4	0	1	0	0	0	1	0	2
Kristin Erb p	3	0	1	0	0	0	0	3	0
Courtney Hughes ss	2	0	1	0	2	0	1	1	0
Heather Johnson 2b	4	0	0	0	0	2	3	2	2
Sarah Norris 3b	3	2	2	1	0	0	0	4	2
Julie Robitaille dh	2	0	0	0	0	2	0	0	0

Lock Haven	AB	R	H	RBI	BB	SO	PO	A	LOB
Ilia Lopez 1b	3	0	1	1	0	2	9	0	0
Amanda Roosa c	1	0	0	0	2	0	7	0	0
Missy Kurian pr	0	0	0	0	0	0	0	0	0
Steph Nail lf	3	0	0	0	0	1	0	0	2
Nancy O'Connor cf	0	0	0	0	0	0	0	0	0
Totals	25	2	6	2	4	7	21	10	8

Cal St. Bakersfield	AB	R	H	RBI	BB	SO	PO	A	LOB
Christie Hill dh	2	0	0	0	0	1	0	0	0
Allison Amezcua 2b	3	0	0	0	0	1	3	1	1
Renee Rubio ss	3	0	1	0	0	1	1	2	0
Amber Mills 1b	3	0	0	0	0	1	7	0	1
Bethany Snow rf	3	0	0	0	0	1	0	0	0
Carrie Hilvers lf	3	0	1	0	0	0	3	0	1
Hilary Taylor c	2	0	0	0	0	1	6	1	0
Cara Klein 3b	2	0	1	0	0	1	0	2	0
Nette Puente pr	0	0	0	0	0	0	0	0	0
Kianna Urbanski cf	2	0	0	0	0	0	0	0	0
Melissa Wooldridge p	0	0	0	0	0	0	1	4	0
Totals	23	0	3	0	0	7	21	10	3

Score by Innings

		R	H	E
Lock Haven	010 001 0	2	6	1
Cal St. Bakersfield	000 000 0	0	3	1

E—Hughes (15); Amezcua (15). DP—Lock Haven 1; Cal St. Bakersfield 1. LOB—Lock Haven 8; Cal St. Bakersfield 3. HR—Norris (13). HBP—Hill. SH–Erb (25); Robitaille (5). SB—Hughes (4).

Lock Haven	IP	H	R	ER	BB	SO	AB	BF
Kristin Erb	7.0	3	0	0	0	7	23	24

Cal St. Bakersfield	IP	H	R	ER	BB	SO	AB	BF
Melissa Wooldridge	7.0	6	2	2	4	7	25	31

Win—Erb (34-1). Loss—Wooldridge (17-3). Save—None. HBP—by Erb (Hill).
Umpires—HP: Laura Nesteriak; 1B: Christie Cornwell; 3B: Glenda Bates.
Start: 9 p.m. Time of game: 1:35. Attendance: 410.

GAME NO. 9—MAY 20
Emporia St. 4, Central Okla. 3 (8 inn.)

Emporia St.	AB	R	H	RBI	BB	SO	PO	A	LOB
Chelsea McClernon 2b.	3	1	3	1	2	0	6	0	0
Jessie Wiard lf	2	0	0	0	0	0	0	0	2
Sarah Luschen ph	1	0	0	0	0	1	0	0	3
Bree Beattie ss	5	0	1	0	0	0	1	3	3
Megan Davison 3b	3	0	1	1	0	0	2	3	1
Morgan Viola cf	3	1	0	0	0	2	1	0	1
Jennifer Dace 1b	4	0	0	0	0	0	8	1	1
Channon Nitz dh	4	1	3	2	0	0	0	0	0
Shelbe Hughes pr	0	1	0	0	0	0	0	0	0
Courtney Stevens c	4	0	1	0	0	0	6	0	0
Laura Pfautsch rf	2	0	0	0	1	0	0	0	0
Jenna Potter dh	1	0	0	0	0	0	0	0	0
Melissa Stevens p	0	0	0	0	0	0	0	3	0
Courtney Reed p	0	0	0	0	0	0	0	2	0
Totals	32	4	9	4	3	3	24	12	11

Central Okla.	AB	R	H	RBI	BB	SO	PO	A	LOB
Stacy Walden ss	4	1	1	0	0	0	1	3	2
Lindsay Tripp 2b	3	0	1	0	0	0	2	0	2
Rachel Smith 3b	4	0	1	1	0	1	0	6	0
Alley Roberts dh	4	1	1	1	0	0	0	0	0
Karmen Kauk 1b	3	1	1	0	0	2	11	0	1
Emilee Bounds c	2	0	0	0	1	0	5	2	2
Katy Lundberg pr	0	0	0	0	0	0	0	0	0
Christin Dobbs rf	1	0	1	0	0	0	0	0	0
Meagan Campbell cf	3	0	0	0	0	0	1	0	0
Angela Stratton ph	1	0	0	0	0	1	0	0	0
Lindsay Mitchell lf	2	0	0	0	0	0	4	0	1
Cody Morrell ph	1	0	0	0	0	0	0	0	1
Alli Blake p	0	0	0	0	0	0	0	2	0
Jordan Akin p	0	0	0	0	0	0	0	1	0
Totals	28	3	6	2	1	4	24	14	9

Score by Innings

		R	H	E
Emporia St.	100 002 01	4	9	3
Central Okla.	100 200 00	3	6	2

E—Beattie (14); Dace 2 (9); Tripp (10); Smith (15). LOB—Emporia St. 11; Central Okla. 9. 2B—Nitz (5); C. Stevens (18); Kauk (6); Dobbs (6). HR—Nitz (6); Roberts (2). HBP—Viola; Kauk; Dobbs. SH—Wiard 2 (29); Davison (5); Tripp (11); Bounds (3); Dobbs 2 (7); Mitchell (5). SB—Viola (27); Mitchell (4).

Emporia St.	IP	H	R	ER	BB	SO	AB	BF
Melissa Stevens	6.0	4	1	1	1	4	20	26
Courtney Reed	2.0	2	2	1	0	0	8	10

Central Okla.	IP	H	R	ER	BB	SO	AB	BF
Alli Blake	6.0	6	3	3	2	2	23	29
Jordan Akin	2.0	3	1	1	1	1	9	10

Win—M. Stevens (28-3). Loss—Akin (6-3). Save—None.
WP—Akin (3). HBP—by Reed (Dobbs); by M. Stevens (Kauk); by Blake (Viola).
Umpires—HP: Dave Whitford; 1B: Craig Hyde; 3B: Laura Nesteriak.
Start: Noon. Time of game: 2:17. Attendance: 388.

GAME NO. 10—MAY 20
Cal St. Bakersfield 3, GC&SU 1

GC&SU	AB	R	H	RBI	BB	SO	PO	A	LOB
Deidra Baitey cf	4	0	1	0	0	1	1	0	0
Casey Allen dh	3	1	1	1	1	1	0	0	0
Diana Baruffa ss	3	0	1	0	0	2	3	1	0
Ashley Payne pr	0	0	0	0	0	0	0	0	0
Heather Jones 1b	3	0	0	0	0	1	4	1	2
Keidra Baitey 3b	3	0	0	0	0	1	2	1	1
Nikki Smith 2b	2	0	1	0	1	1	4	1	0
Shelbie Lindsey c	3	0	1	0	0	1	1	0	0
Brianna Hope rf	2	0	0	0	1	1	0	0	0
Aundrea Baker lf	3	0	0	0	0	1	3	0	4
Libby Kidd p	0	0	0	0	0	0	0	1	0
Mandy Chandler p	0	0	0	0	0	0	0	0	0
Totals	26	1	5	1	3	10	18	5	7

Cal St. Bakersfield	AB	R	H	RBI	BB	SO	PO	A	LOB
Christie Hill dh	3	0	1	0	0	0	0	1	0
Allison Amezcua 2b	2	0	1	0	0	0	2	0	0
Renee Rubio ss	3	1	1	2	0	0	1	0	0
Amber Mills 1b	3	0	0	0	0	1	2	0	2
Bethany Snow rf	3	0	1	0	0	0	3	0	0
Carrie Hilvers lf	2	0	0	0	0	0	1	0	0
Hilary Taylor c	3	0	1	0	0	0	11	0	0
Cara Klein 3b	2	0	0	0	0	0	1	3	2
Kianna Urbanski cf	1	2	1	0	1	0	0	0	0
Kristyn Daniels p	0	0	0	0	0	0	0	0	0
Totals	22	3	6	2	1	1	21	4	4

Score by Innings

		R	H	E
GC&SU	000 010 0	1	5	0
Cal St. Bakersfield	002 010 x	3	6	1

E—Hill (7). LOB—GC&SU 7; Cal St. Bakersfield 4. HR—Allen (1); Rubio (5). SH—Amezcua (16); Hilvers (7). SB—Urbanski (21).

GC&SU	IP	H	R	ER	BB	SO	AB	BF
Libby Kidd	4.1	6	3	3	1	0	17	20
Mandy Chandler	1.2	0	0	0	0	1	5	5

Cal St. Bakersfield	IP	H	R	ER	BB	SO	AB	BF
Kristyn Daniels	0.0	0	0	0	0	0	0	0
Christie Hill	7.0	5	1	1	3	10	26	29

Win—Hill (26-8). Loss—Kidd (21-9). Save—None.
PB—Lindsey (13).
Umpires—HP: Christie Cornwell; 1B: Glenda Bates; 3B: Dan Ringsby.
Start: 3:15 p.m. Time of game: 1:45. Attendance: 441.

GAME NO. 11—MAY 20
Emporia St. 4, Cal St. Bakersfield 1

Emporia St.	AB	R	H	RBI	BB	SO	PO	A	LOB
Chelsea McClernon 2b.	4	0	0	0	0	0	2	2	2
Jessie Wiard lf	1	0	1	0	0	0	0	0	0
Shelbe Hughes pr	1	1	0	0	1	1	0	0	0
Bree Beattie ss	2	0	0	0	0	1	1	1	0
Megan Davison 3b	3	1	1	2	0	1	2	6	1
Morgan Viola cf	3	0	0	0	0	1	0	0	0
Jennifer Dace 1b	3	0	0	0	0	0	9	0	0
Channon Nitz dh	2	1	1	1	1	0	3	0	0
Katie Ellis pr	0	1	0	0	0	0	0	0	0
Courtney Stevens c	3	0	1	0	0	1	3	0	0
Laura Pfautsch rf	3	0	1	1	0	1	0	0	0
Melissa Stevens p	0	0	0	0	0	0	1	1	0
Totals	25	4	5	4	2	6	21	10	3

Cal St. Bakersfield	AB	R	H	RBI	BB	SO	PO	A	LOB
Christie Hill 1b	3	0	1	0	0	0	7	0	0
Allison Amezcua 2b	3	1	1	0	0	0	2	2	0
Renee Rubio ss	3	0	1	1	0	0	2	4	1
Amber Mills lf	3	0	0	0	0	0	2	0	0
Bethany Snow rf	3	0	0	0	0	0	2	0	1
Carrie Hilvers dh	3	0	0	0	0	1	0	0	0
Nette Puente pr	0	0	0	0	0	0	0	0	0
Hilary Taylor c	3	0	0	0	0	1	5	3	1
Cara Klein 3b	2	0	0	0	0	1	0	1	0
Kianna Urbanski cf	2	0	0	0	0	0	1	0	0
Melissa Wooldridge p	0	0	0	0	0	0	0	1	0
Totals	25	1	3	1	0	3	21	11	3

Score by Innings

		R	H	E
Emporia St.	000 210 1	4	5	1
Cal St. Bakersfield	100 000 0	1	3	1

E—Nitz (2); Wooldridge (2). LOB—Emporia St. 3; Cal St. Bakersfield 3. 2B—Rubio (19). HR—Davison (23); Nitz (7). SH—Beattie (2). SB—Wiard 2 (28). CS—McClernon (4).

Emporia St.	IP	H	R	ER	BB	SO	AB	BF
Melissa Stevens	7.0	3	1	1	0	3	25	25

Cal St. Bakersfield	IP	H	R	ER	BB	SO	AB	BF
Melissa Wooldridge	6.2	5	4	4	2	6	24	27
Christie Hill	0.1	0	0	0	0	0	1	1

Win—M. Stevens (29-3). Loss—Wooldridge (17-4). Save—None.
Umpires—HP: Craig Hyde; 1B: Laura Nesteriak; 3B: Dave Whitford.
Start: 7:30 p.m. Time of game: 1:38. Attendance: 466.

GAME NO. 12—MAY 21
Lock Haven 2, Fla. Southern 1

Fla. Southern	AB	R	H	RBI	BB	SO	PO	A	LOB
Ashley Alpizar 2b	3	0	0	0	0	2	2	0	1
Jesse Shepherd ss	3	1	2	0	0	1	0	2	0
Sarah Kohlbrenner cf.	2	0	0	0	0	2	1	0	0
Jackie Leppla 1b	3	0	1	1	0	0	9	0	0
Natalie Lang lf	3	0	0	0	0	0	0	0	1
Michelle Tatlock rf	3	0	0	0	0	0	1	0	0
Angela Williams dh	3	0	1	0	0	2	0	0	2
Leah English c	3	0	0	0	0	2	4	0	0
Nikki Henderson 3b	2	0	0	0	0	1	1	5	0
Stacey Bronson p	0	0	0	0	0	0	0	3	0
Totals	25	1	4	1	0	10	18	10	4

Lock Haven	AB	R	H	RBI	BB	SO	PO	A	LOB
Julie Popovich rf	3	0	1	1	0	1	0	0	0
Kristin Erb p	2	0	0	0	1	0	1	3	1
Ashley Barber pr	0	0	0	0	0	0	0	0	0
Courtney Hughes ss	3	0	0	0	0	1	1	1	0
Heather Johnson 2b	2	0	0	0	1	0	1	1	0
Sarah Norris 3b	3	0	0	0	0	0	0	2	0
Julie Robitaille dh	2	0	0	0	0	1	0	0	2
Ilia Lopez 1b	1	1	0	0	1	0	9	1	0
Amanda Roosa c	1	0	0	0	0	1	9	1	0
Steph Nail lf	2	1	1	1	0	0	0	0	0
Nancy O'Connor cf	0	0	0	0	0	0	0	0	0
Totals	19	2	2	2	3	4	21	9	3

Score by Innings				R	H	E
Fla. Southern	000	100	0 —	1	4	0
Lock Haven	001	010	x —	2	2	1

E—Lopez (4). LOB—Fla. Southern 4; Lock Haven 3. HR—Nail (3). SH—Kohlbrenner (8); Roosa (9). SB—Shepherd (28); Williams (20); Popovich (10).

Fla. Southern	IP	H	R	ER	BB	SO	AB	BF
Stacey Bronson	6.0	2	2	2	3	4	19	23

Lock Haven	IP	H	R	ER	BB	SO	AB	BF
Kristin Erb	7.0	4	1	1	0	10	25	26

Win—Erb (35-1). Loss—Bronson (17-4). Save—None.
WP—Erb (4).
Umpires—HP: Glenda Bates; 1B: Dave Whitford; 3B: Christie Cornwell.
Start: Noon. Time of game: 1:26. Attendance: 577.

GAME NO. 13—MAY 21
Emporia St. 2, Fla. Southern 1

Fla. Southern	AB	R	H	RBI	BB	SO	PO	A	LOB
Ashley Alpizar 2b	2	0	0	0	1	1	1	2	0
Jesse Shepherd ss	2	1	0	0	1	1	2	1	1
Sarah Kohlbrenner cf.	3	0	0	0	0	0	0	0	0
Jackie Leppla 1b	3	0	1	0	0	1	8	0	1
Natalie Lang lf	3	0	0	0	0	2	2	0	0
Michelle Tatlock rf	2	0	0	0	1	2	1	0	0
Angela Williams dh	3	0	0	0	0	3	0	0	2
Leah English c	2	0	0	0	1	1	3	2	0
Arden Mitchell pr	0	0	0	0	0	0	0	0	0
Nikki Henderson 3b	1	0	0	0	0	0	2	3	0
Stacey Bronson p	0	0	0	0	0	0	1	0	0
Megan Brown p	0	0	0	0	0	0	0	0	0
Totals	21	1	1	0	4	11	20	8	4

Emporia St.	AB	R	H	RBI	BB	SO	PO	A	LOB
Chelsea McClernon 2b.	3	0	1	0	0	0	3	0	1
Jennifer Dace 1b	3	0	0	0	0	0	3	3	1
Bree Beattie ss	3	0	0	0	0	1	0	2	0
Megan Davison 3b	3	0	0	0	0	0	0	0	0
Morgan Viola cf	3	0	0	0	0	2	0	0	0
Channon Nitz dh	3	0	1	0	0	1	0	0	0
Shelbe Hughes lf	1	2	0	0	1	0	0	0	1
Courtney Stevens c	3	0	2	1	0	0	12	0	0
Laura Pfautsch rf	2	0	0	1	0	0	3	0	0
Melissa Stevens p	0	0	0	0	0	0	0	0	0
Totals	24	2	4	2	1	4	21	5	4

Score by Innings				R	H	E
Fla. Southern	000	100	0 —	1	1	0
Emporia St.	000	010	1 —	2	4	1

Note: *2 outs, 1 runner LOB when the game ended.*
E—Viola (2). LOB—Fla. Southern 4; Emporia St. 4. HBP—Hughes. SH—Henderson (8). SB—Alpizar (27); Shepherd (29); McClernon (13).

Fla. Southern	IP	H	R	ER	BB	SO	AB	BF
Stacey Bronson	5.0	3	1	1	1	1	18	19
Megan Brown	1.2	1	1	0	0	3	6	7

Emporia St.	IP	H	R	ER	BB	SO	AB	BF
Melissa Stevens	7.0	1	1	0	4	11	21	26

Win—M. Stevens (30-3). Loss—Brown (30-4). Save—None.
HBP—by Brown (Hughes). PB—English (6).
Umpires—HP: Laura Nesteriak; 1B: Dan Ringsby; 3B: Craig Hyde.
Start: 2:30 p.m. Time of game: 1:50. Attendance: 466.

CHAMPIONSHIP GAME
Lock Haven 3, Emporia St. 0

Emporia St.	AB	R	H	RBI	BB	SO	PO	A	LOB
Chelsea McClernon 2b.	3	0	2	0	0	0	2	3	0
Jennifer Dace 1b	3	0	1	0	0	0	7	1	0
Bree Beattie ss	3	0	0	0	0	2	0	0	0
Megan Davison 3b	3	0	1	0	0	1	0	2	1
Channon Nitz dh	3	0	0	0	0	1	0	0	1
Morgan Viola cf	2	0	0	0	0	0	0	0	0
Shelbe Hughes lf	2	0	0	0	0	1	0	0	0
Courtney Stevens c	2	0	0	0	0	1	7	0	0
Laura Pfautsch rf	2	0	0	0	0	2	1	0	0
Melissa Stevens p	0	0	0	0	0	0	1	1	0
Totals	23	0	4	0	0	8	18	7	2

Lock Haven	AB	R	H	RBI	BB	SO	PO	A	LOB
Julia Popovich rf	3	0	1	1	0	0	0	0	0
Kristin Erb p	3	0	0	0	0	1	1	2	2
Courtney Hughes ss	3	0	0	0	0	2	2	1	0
Heather Johnson 2b	2	1	0	0	1	0	2	4	0
Sarah Norris 3b	2	0	0	0	0	1	0	0	0
Julie Robitaille dh	3	1	1	2	0	1	0	0	0
Ilia Lopez 1b	1	1	0	0	1	0	8	0	0
Amanda Roosa c	1	0	1	0	1	0	8	2	0
Steph Nail lf	2	0	0	0	0	2	0	0	1
Nancy O'Connor cf	0	0	0	0	0	0	0	0	0
Totals	20	3	3	3	3	7	21	9	3

Score by Innings				R	H	E
Emporia St.	000	000	0 —	0	4	0
Lock Haven	030	000	x —	3	3	1

E—Norris (13). DP—Lock Haven 1. LOB—Emporia St. 2; Lock Haven 3. HR—Robitaille (11). SH—Norris (5). SB—Popovich (11); Lopez (14); Roosa (2). CS—Dace (1); Viola (6).

Emporia St.	IP	H	R	ER	BB	SO	AB	BF
Melissa Stevens	6.0	3	3	3	3	7	20	24

Lock Haven	IP	H	R	ER	BB	SO	AB	BF
Kristin Erb	7.0	4	0	0	0	8	23	23

Win—Erb (36-1). Loss—Stevens (30-4). Save—None.
Umpires—HP: Dave Whitford; 1B: Laura Nesteriak; 3B: Christie Cornwell.
Start: 11 a.m. Time of game: N/A. Attendance: 455.

Photo by Don Petersen/NCAA Photos

Lock Haven teammates celebrate after their 3-0 win over Emporia State in the title game of the Division II championship.

Division II Softball Championship Results

Year	Champion (Record)	Coach	Score	Runner-Up	Site
1982	Sam Houston St. (40-6)	Wayne Daigle	3-2	Cal St. Northridge	Stratford, Conn.
1983	*Cal St. Northridge (35-20-2)	Gary Torgeson	1-0	Sam Houston St.	Orange, Cal.
1984	*Cal St. Northridge (51-12-2)	Gary Torgeson	1-0	Akron	Sioux Falls, S.D.
1985	*Cal St. Northridge (62-19)	Gary Torgeson	2-1	Akron	Northridge, Cal.
1986	*Stephen F. Austin (38-15-1)	Dianne Baker	1-0	Cal St. Northridge	Akron, Ohio
1987	Cal St. Northridge (58-7)	Gary Torgeson	4-0	Fla. Southern	Quincy, Ill.
1988	Cal St. Bakersfield (54-9-1)	Kathy Welter	4-3	Lock Haven	Sacramento, Calif.
1989	Cal St. Bakersfield (38-23)	Kathy Welter	8-5	Sacramento St.	Sacramento, Calif.
1990	Cal St. Bakersfield (44-11)	Kathy Welter	6-2	Cal St. Northridge	Midland, Mich.
1991	*Augustana (S.D.) (61-4-1)	Sandy Jerstad	3-2(a)	Bloomsburg	Midland, Mich.
1992	Mo. Southern St. (50-7)	Pat Lipira	1-0	Cal St. East Bay	Shawnee, Kan.
1993	Fla. Southern (45-11)	Chris Bellotto	11-5	Augustana (S.D.)	Shawnee, Kan.
1994	Merrimack (45-4)	Michele Myslinski	6-2	Humboldt St.	Shawnee, Kan.
1995	Kennesaw St. (53-5)	Scott Whitlock	3-2(b)	Bloomsburg	Salem, Va.
1996	Kennesaw St. (49-8)	Scott Whitlock	6-4	Neb.-Omaha	Emporia, Kan.
1997	*California (Pa.) (53-5)	Rick Bertagnolli	2-1	Wis.-Parkside	Salem, Va.
1998	California (Pa.) (49-7)	Rick Bertagnolli	2-1	Barry	Pensacola, Fla.
1999	Humboldt St. (55-7-1)	Frank Cheek	7-2	Neb.-Kearney	Salem, Va.
2000	North Dakota St. (68-10)	Mitch Hanson	3-1	Kennesaw St.	Columbus, Ga.
2001	Neb.-Omaha (54-6)	Jeanne Tostenson	4-0	Lewis	Salem, Va.
2002	St. Mary's (Tex.) (58-11)	Donna Fields	4-0	Grand Valley St.	Salem, Va.
2003	*UC Davis (53-15)	Kathy DeYoung	7-0	GC&SU	Salem, Ore.
2004	Angelo St. (47-11)	Travis Scott	7-3	Fla. Southern	Altamonte Springs, Fla.
2005	*Lynn (54-7)	Thomas Macera	5-3	Kennesaw St.	Salem, Va.
2006	*Lock Haven (56-4)	Kelley Green	3-0	Emporia St.	Salem, Va.

**Indicates undefeated teams in finals series. (a)Indicates 10 innings. (b)Indicates 8 innings.*

Individual Records

SINGLE-GAME

Batting

AT-BATS
10—Elizabeth Luckie, Sacred Heart (1) vs. Bloomsburg (0), 5-11-84.

RUNS
4—Jessie Johnson, Wis.-Parkside (12) vs. Wayne St. (Mich.) (3), 5-10-96; Robin Rossi, American Int'l (8) vs. Merrimack (4), 5-12-2001; Ricki Rothbauer, Northern Ky. (10) vs. Grand Valley St. (0) (five inn.), 5-12-2006.

HITS
5—Caren Napolitano, Columbus St. (1) vs. Kennesaw St. (3), 5-9-97.

DOUBLES
3—Mandy Uhrhan, SIU Edwardsville (8) vs. West Va. Wesleyan (0), 5-11-2001; Kristen Lozano, St. Edward's (8) vs. Regis (Colo.) (6) (eight inn.), 5-11-2006.

TRIPLES
2—Molly Carr, Indiana (Pa.) (6) vs. Bloomsburg (7), 5-15-99; Julianne Lovejoy, C.W. Post (8) vs. Merrimack (0), 5-9-2002.

HOME RUNS
2—By 24 players, most recent: Mariah Piper, Regis (Colo.) (5) vs. Midwestern St. (4), 5-12-2005; Katie Bryan, Abilene Christian (6) vs. Regis (Colo.) (3), 5-13-2005; Jade Wilson, Abilene Christian (6) vs. Regis (Colo.) (3), 5-13-2005; Elizabeth Beyer, St. Mary's (Tex.) (11) vs. Kennesaw St. (6), 5-20-2005; Kelcy Walker, St. Mary's (Tex.) (10) vs. Southeastern Okla. (1), 5-11-2006; Emma Murphy, Le Moyne (3) vs. Adelphi (1), 5-11-2006; Mandi Chester, Wingate (3) vs. Carson-Newman (1), 5-11-2006; Debbie Tedesco, California (Pa.) (9) vs. N.C. Central (0) (five inn.), 5-12-2006; Heather Johnson, Lock Haven (8) vs. N.C. Central (4), 5-12-2006.

RUNS BATTED IN
6—Elizabeth Card, St. Mary's (Tex.) (8) vs. Colorado St.-Pueblo (0), 5-11-2001; Kelcy Walker, St. Mary's (Tex.) (10) vs. Southeastern Okla. (1), 5-11-2006; Brooke Wagner, Neb.-Omaha (11) vs. Mo. Western St. (0) (five inn.), 5-11-2006.

TOTAL BASES
10—Susan Churchwell, UC Davis (7) vs. GC&SU (0), 5-18-2003.

STOLEN BASES
4—Katie Waldo, SIU Edwardsville (8) vs. Colorado St.-Pueblo (0), 5-11-2001.

Fielding

PUTOUTS
30—Tracy Gelsinger, Sacred Heart (1) vs. Bloomsburg (0) (23 inn.), 5-11-84.

ASSISTS
16—Kathy Behan, Bloomsburg (0) vs. Sacred Heart (1) (23 inn.), 5-11-84.

ERRORS
4—Kathy Kopacz, Sacred Heart (0) vs. Cal St. Northridge (1), 4-28-82; Cara Parker, Northern Ky. (11) vs. Southern Ind. (8), 5-13-2006.

Pitching

INNINGS PITCHED
23—Debbie Tidy, Sacred Heart (1) vs. Bloomsburg (0), 5-11-84.

STRIKEOUTS
23—Kathy Slaten, Cal St. Northridge (1) vs. Cal St. Chico (0), 5-14-83; Mandy Chandler, GC&SU (4) vs. Lenoir-Rhyne (1) (16 inn.), 5-14-2006.

BASES ON BALLS
11—Mandy Chandler, GC&SU (4) vs. Lenoir-Rhyne (1) (16 inn.), 5-14-2006.

NO-HIT GAMES (SAME YEAR)
2—Kathy Slaten, Cal St. Northridge (4) vs. Cal St. Chico (0), 5-13-83, and Cal St. Northridge (4) vs. Stephen F. Austin (0), 5-21-83; Geralyn Elam, Barry (6) vs. Kentucky St. (0), 5-8-2002, and Barry (2) vs. St. Leo (0), 5-10-2002.

Team Records

SINGLE-GAME

(Note: Totals for each team in both-teams records are in brackets after the team's score.)

Batting

AT-BATS
69—Sacred Heart (1) vs. Bloomsburg (0), 5-11-84 (23 inn.).

AT-BATS, BOTH TEAMS
129—Sacred Heart (1) [69] vs. Bloomsburg (0) [60], 5-11-84 (23 inn.).

RUNS
15—Shippensburg vs. Indiana (Pa.) (10), 5-10-2002.

RUNS, BOTH TEAMS
25—Shippensburg (15) vs. Indiana (Pa.) (10), 5-10-2002.

RUNS, INNING
10—Neb.-Kearney (13) vs. Mesa St. (0), 5-10-98; Shippensburg (15) vs. Indiana (Pa.) (10), 5-10-2002.

HITS
21—Hawaii-Hilo (9) vs. Seattle (11) (eight inn.), 5-12-2006.

HITS, BOTH TEAMS
34—Seattle (11) [13] vs. Hawaii-Hilo (9) [21] (eight inn.), 5-12-2006.

DOUBLES
8—California (Pa.) (9) vs. Kutztown (1), 5-11-2001.

TRIPLES
2—Cal St. Northridge (1) vs. Sam Houston St. (0), 5-20-83; Wayne St. (Mich.) (4) vs. Cal St. Chico (1), 5-11-84; SIU Edwardsville (2) vs. Augustana (S.D.) (5), 5-12-90; Kennesaw St. (7) vs. Carson-Newman (0), 5-11-96; American Int'l (4) vs. C.W. Post (1), 5-9-97; Neb.-Omaha (3) vs. Augustana (S.D.) (1), 5-10-97; Cal St. Bakersfield (3) vs. Ferris St. (5), 5-16-98; Indiana (Pa.) (6) vs. Bloomsburg (7), 5-15-99; Western N.M. (6) vs. Cal St. Dom. Hills (2), 5-6-2004; Le Moyne (1) vs. Merrimack (2), 5-8-2004; Kennesaw St. (7) vs. S.C. Upstate (2), 5-14-2005; Lock Haven (1) vs. Shippensburg (0), 5-14-2006.

HOME RUNS
5—St. Mary's (Tex.) (11) vs. Kennesaw St. (6), 5-20-2005.

TOTAL BASES
31—St. Mary's (Tex.) (11) vs. Kennesaw St. (6), 5-20-2005.

TOTAL BASES, BOTH TEAMS
51—Seattle (11) [26] vs. Hawaii-Hilo (9) [25] (eight inn.), 5-12-2006.

STOLEN BASES
8—Delta St. (10) vs. Kentucky St. (0), 5-9-2002.

Fielding

ERRORS
11—Northern Ky. (11) vs. Southern Ind. (8), 5-13-2006.

ERRORS, BOTH TEAMS
11—New Haven (2) [7] vs. Bryant (4) [4], 5-7-2004; Northern Ky. (11) [11] vs. Southern Ind. (8) [0], 5-13-2006.

DOUBLE PLAYS
3—Bloomsburg (3) vs. Merrimack (2), 5-15-93; UC Davis (6) vs. Humboldt St. (0), 5-9-97; Grand Valley St. (4) vs. Gannon (2), 5-14-99; Tarleton St. (3) vs. UC-Colo. Spgs. (5), 5-8-2004; Hawaii-Hilo (9) vs. Cal St. Dom. Hills (8) (eight inn.), 5-13-2005.

DOUBLE PLAYS, BOTH TEAMS
4—Coker (1) [2] vs. S.C. Upstate (7) [2], 5-12-2005.

Finals Series Records

INDIVIDUAL RECORDS

Batting

(Minimum 10 at-bats)

BATTING AVERAGE, SERIES
.727—Charlotte Wiley, Cal St. East Bay, 1992 (eight hits, 11 at-bats).

AT-BATS, GAME
8—Kim Kouri, Augustana (S.D.) (3) vs. Portland St. (2) (16 inn.), 5-18-91; Kathy Orstad, Augustana (S.D.) (3) vs. Portland St. (2) (16 inn.), 5-18-91.

AT-BATS, SERIES
23—Colleen Thorburn, Kennesaw St., 1995; Nada Hlohovsky, Kennesaw St., 1995; Toni Novak, Neb.-Omaha, 1996.

RUNS SCORED, GAME
3—Many times.

RUNS SCORED, SERIES
7—Colleen Thorburn, Kennesaw St., 1995; Kathy Le, Kennesaw St., 1999.

HITS, GAME
4—Kim Kouri, Augustana (S.D.) (3) vs. Portland St. (2) (16 inn.), 5-18-91; Cathy Eason, Portland St. (2) vs. Augustana (S.D.) (16 inn.), 5-18-91; Keisha Hardy, Fla. Southern (11) vs. Augustana (S.D.), 5-23-93; Shelly Davis, Fla. Southern (1) vs. Kennesaw St. (2) (eight inn.), 5-16-96; Kerry Novak, California (Pa.) (1) vs. Neb.-Omaha (2) (13 inn.), 5-17-96; Stephanie Caldwell, Barry (8) vs. Merrimack (4), 5-17-98; Susan Churchwell, UC Davis (7) vs. GC&SU (0), 5-18-2003.

HITS, SERIES
11—Colleen Thorburn, Kennesaw St., 1995.

RUNS BATTED IN, GAME
5—Elizabeth Beyer, St. Mary's (Tex.) (11) vs. Kennesaw St. (6), 5-20-2005; Channon Nitz, Emporia St. (9) vs. GC&SU (1) (six inn.), 5-18-2006.

RUNS BATTED IN, SERIES
11—Susan Churchwell, UC Davis, 2003.

DOUBLES, GAME
2—Many times.

DOUBLES, SERIES
5—Cara Dornstauder, Kennesaw St., 1995.

TRIPLES, GAME
1—Many times.

TRIPLES, SERIES
2—Terri Eagleston, Sacramento St., 1989; Christine Hochdorfer, Kennesaw St., 2000.

HOME RUNS, GAME
2—Jamie Dunn, Mesa St. (4) vs. West Fla. (12), 5-19-2000; Michelle Malbon, UC Davis (4) vs. GC&SU (1), 5-17-2003; Susan Churchwell, UC Davis (7) vs. GC&SU (0), 5-18-2003; Elizabeth Beyer, St. Mary's (Tex.) (11) vs. Kennesaw St. (6), 5-20-2005.

HOME RUNS, SERIES
4—Susan Churchwell, UC Davis, 2003.

STOLEN BASES, GAME
2—Many times.

STOLEN BASES, SERIES
4—Janice Heriford, Cal St. Bakersfield, 1988; Natalie Hill, St. Mary's (Tex.), 2002; Tiffani Craft, St. Mary's (Tex.), 2003.

Pitching

LOWEST EARNED RUN AVERAGE, SERIES (Minimum 10.0 innings pitched)
0.00—Sue Oran, Cal St. Northridge, 1982 (37.0 inn.); Kathy Slaten, Cal St. Northridge, 1983 (21.0 inn.); Kathy Slaten, Cal St. Northridge, 1984 (21.0 inn.); Debbie Dickman, Cal St. Northridge, 1987 (17.0 inn.); Margaret Harvey, Cal St. Bakersfield, 1988 (34.1 inn.); Angela Clarke, Mo. Southern St., 1992 (21.0 inn.); Melanie Howard, Humboldt St., 1994 (14.2 inn.); Debbie Penner, California (Pa.), 1997 (35.0 inn.); Katie Stokx, Cal St. Chico, 2002 (24.2 inn.); Amy Rosson, UC Davis, 2003 (28.2 inn.); Brittany Brown, St. Mary's (Tex.), 2005 (10.0 inn.); Megan Brown, Fla. Southern, 2006 (15.2 inn.).

PERFECT GAME
Kathy Slaten, Cal St. Northridge (4) vs. Stephen F. Austin (0), 5-21-83.

WINS, SERIES
5—Kelly Rafter, Kennesaw St., 1995 (5-1); Danielle Penner, California (Pa.), 1997 (5-0).

COMPLETE GAMES, SERIES
6—Kelly Rafter, Kennesaw St., 1995.

INNINGS PITCHED, GAME
16.0—Julie Krauth, Augustana (S.D.) (3) vs. Portland St. (2), 5-18-91.

INNINGS PITCHED, SERIES
43.0—Kelly Rafter, Kennesaw St., 1995.

FEWEST HITS ALLOWED, SERIES
2—Katie Stokx, Cal St. Chico, 2002 (24.2 inn.).

FEWEST RUNS ALLOWED, SERIES
0—Kathy Slaten, Cal St. Northridge, 1983 (21.0 inn.); Kathy Slaten, Cal St. Northridge, 1984 (21.0 inn.)

FEWEST EARNED RUNS ALLOWED, SERIES
0—Many times.

STRIKEOUTS, GAME
20—Kathy Slaten, Cal St. Northridge (1) vs. Akron (2) (15 inn.), 5-19-85.

STRIKEOUTS, SERIES
52—Kathy Slaten, Cal St. Northridge, 1985 (36.0 inn.).

TEAM RECORDS

Batting

HIGHEST BATTING AVERAGE, SERIES
.400—Cal St. Northridge, 1987 (30 hits, 75 at-bats).

AT-BATS, GAME
61—Augustana (S.D.) (3) vs. Portland St. (2) (16 inn.), 5-18-91.

AT-BATS, SERIES
174—Neb.-Omaha, 1996.

RUNS SCORED, GAME
13—Lock Haven vs. SIU Edwardsville (1), 5-18-2006.

RUNS SCORED, SERIES
32—UC Davis, 2003.

RUNS SCORED, BOTH TEAMS, GAME
21—UC Davis (11) vs. West Fla. (10), 5-18-2000.

HITS, GAME
20—Fla. Southern (11) vs. Augustana (S.D.) (5), 5-23-93.

HITS, SERIES
51—Kennesaw St., 1995; UC Davis, 2003.

HOME RUNS, GAME
5—St. Mary's (Tex.) (11) vs. Kennesaw St. (6), 5-20-2005.

STOLEN BASES, GAME
5—St. Mary's (Tex.) (4) vs. Grand Valley St. (0), 5-20-2002; Fla. Southern (1) vs. Caldwell (0), 5-15-2004.

Pitching

INNINGS PITCHED, SERIES
49.0—Neb.-Omaha, 1996.

LOWEST EARNED RUN AVERAGE, SERIES
0.00—Cal St. Northridge, 1982 (43.0 inn.); Cal St. Northridge, 1983 (21.0 inn.); Cal St. Northridge, 1984 (22.0 inn.); Cal St. Northridge, 1987 (21.0 inn.); Mo. Southern St., 1992 (21.0 inn.); California (Pa.), 1997 (35.0 inn.).

FEWEST RUNS ALLOWED, SERIES
0—Cal St. Northridge, 1983 (21.0 inn.); Cal St. Northridge, 1984 (22.0 inn.).

Fielding

HIGHEST FIELDING PERCENTAGE, SERIES
1.000—Cal St. Northridge, 1983 (three games); Merrimack, 1994 (four games); Bloomsburg, 1995 (four games); Wis.-Parkside, 1996 (two games); UC Davis, 1997 (four games); West Fla., 2003, (two games); Fla. Southern, 2006 (four games).

ERRORS, SERIES
14—Angelo St., 2004 (six games).

DOUBLE PLAYS, SERIES
3—Mo. Southern St., 1992 (three games); Bloomsburg, 1992 (three games); Humboldt St., 1994 (five games); Kennesaw St., 1995 (six games); Fla. Southern, 2004 (six games); Kennesaw St., 2004 (two games).

Division III Championship

2006 Championship Results

BABSON REGIONAL
Babson 8, Endicott 1
Western New Eng. 10, Bridgewater St. 8
Rhode Island Col. 1, St. Joseph's (L.I.) 0 (9 inn.)
Williams* 1, Babson 0 (8 inn.)
St. Joseph's (L.I.) 3, Endicott 1
Babson 1, Bridgewater St. 0
Rhode Island Col. 5, Western New Eng. 4 (8 inn.)
St. Joseph's (L.I.) 2, Babson 0

**Due to inclement weather, the regional could not be completed. By NCAA rule, after eight games have been played, the highest-seeded undefeated team advances to the finals. Williams (1-0) was the No. 1 seed, while Rhode Island Col. (2-0) was the No. 2 seed. Thus, Williams advanced to the finals.*

RUTGERS-CAMDEN REGIONAL
Pitt.-Bradford 8, Manhattanville 5
Tufts 4, Wilkes 3
Rowan 4, Hunter 0
Rutgers-Camden 4, Pitt.-Bradford 0
Manhattanville 3, Hunter 1
Wilkes 5, Pitt.-Bradford 3
Rowan 1, Tufts 0
Wilkes 2, Manhattanville 1
Rutgers-Camden 1, Rowan 0
Tufts 3, Wilkes 0
Rowan 6, Tufts 5
Rutgers-Camden 5, Rowan 0

SIMPSON REGIONAL
St. Thomas (Minn.) 15, Concordia (Wis.) 2 (5 inn.)
St. Scholastica 2, Washington-St. Louis 0
Louisiana Col. 7, Fontbonne 4
Simpson 7, Wartburg 3
Washington-St. Louis 8, Concordia (Wis.) 0
Wartburg 8, Fontbonne 0
St. Thomas (Minn.) 5, St. Scholastica 2
Louisiana Col. 13, Simpson 4 (5 inn.)
Wartburg 4, St. Scholastica 1
Washington-St. Louis 2, Simpson 1
St. Thomas (Minn.) 11, Louisiana Col. 0 (5 inn.)
Wartburg 7, Washington-St. Louis 2
Wartburg 8, Louisiana Col. 6
St. Thomas (Minn.) 6, Wartburg 1

ITHACA REGIONAL
Western Conn. St. 2, Union (N.Y.) 1
Rensselaer 8, Elms 0 (6 inn.)
Ithaca 9, Penn St.-Behrend 1 (5 inn.)
Plattsburgh St. 6, Western Conn. St. 5
Union (N.Y.) 5, Penn St.-Behrend 0
Western Conn. St. 9, Elms 0 (5 inn.)
Ithaca 10, Rensselaer 1 (6 inn.)
Union (N.Y.) 6, Western Conn. St. 2
Ithaca 6, Plattsburgh St. 0
Union (N.Y.) 10, Rensselaer 7
Plattsburgh 6, Union (N.Y.) 4 (9 inn.)
Plattsburgh St. 5, Ithaca 1
Ithaca 4, Plattsburgh St. 2

REDLANDS REGIONAL
La Verne 4, Trinity (Tex.) 1
Redlands 3, Whitworth 1
Hardin-Simmons 8, Linfield 6
La Verne 4, Chapman 1 (8 inn.)
Linfield 2, Trinity (Tex.) 0
Chapman 4, Whitworth 3
Redlands 3, Hardin-Simmons 1
Linfield 9, Chapman 0 (6 inn.)
La Verne 8, Redlands 5 (10 inn.)
Linfield 3, Hardin-Simmons 0
Linfield 4, Redlands 3
Linfield 12, La Verne 9
Linfield 1, La Verne 0

AUGUSTANA (ILL.) REGIONAL
Wis.-Eau Claire 2, Lake Forest 1 (9 inn.)
Central (Iowa) 9, Aurora 1 (6 inn.)
Chicago 1, Coe 0
Hope 5, Augustana (Ill.) 2
Aurora 7, Lake Forest 4
Coe 3, Augustana (Ill.) 2
Wis.-Eau Claire 7, Central (Iowa) 1
Hope 2, Chicago 0
Coe 2, Central (Iowa) 1 (8 inn.)
Aurora 9, Chicago 2
Wis.-Eau Claire 1, Hope 0
Coe 10, Aurora 0 (6 inn.)
Coe 3, Hope 1
Coe 1, Wis.-Eau Claire 0
Coe 6, Wis.-Eau Claire 5

ROANOKE REGIONAL
Muskingum 8, Hood 0 (5 inn.)
Piedmont 7, Transylvania 2
Emory 4, Thomas More 3
Roanoke 2, Denison 1
Transylvania 5, Hood 1
Denison 4, Thomas More 1

Muskingum 11, Piedmont 3 (5 inn.)
Emory 4, Roanoke 0
Piedmont 3, Denison 1
Roanoke 5, Transylvania 1
Muskingum 4, Emory 3 (11 inn.)
Roanoke 3, Piedmont 2
Emory 2, Roanoke 1
Muskingum 2, Emory 0

SALISBURY REGIONAL

King's (Pa.) 3, Moravian 2
Ramapo 7, Neumann 3
Salisbury 6, Haverford 2
Methodist 10, King's (Pa.) 1 (5 inn.)
Moravian 3, Haverford 1
King's (Pa.) 8, Neumann 4
Ramapo 6, Salisbury 3
Moravian 1, King's (Pa.) 0
Ramapo 3, Methodist 0
Moravian 2, Salisbury 1
Moravian 5, Methodist 0
Ramapo 6, Moravian 5

FINALS

Rutgers-Camden 3, Ramapo 1
Coe 2, Ithaca 1
St. Thomas (Minn.) 5, Williams 3
Muskingum 3, Linfield 0
Ithaca 5, Ramapo 3
Linfield 8, Williams 1
Rutgers-Camden 5, Coe 0
St. Thomas (Minn.) 13, Muskingum 2 (5 inn.)
Linfield 5, Coe 2
Muskingum 9, Ithaca 1
Rutgers-Camden 5, St. Thomas (Minn.) 4
Muskingum 2, Linfield 1
St. Thomas (Minn.) 5, Muskingum 1 (10 inn.)

CHAMPIONSHIP

Rutgers-Camden 3, St. Thomas (Minn.) 2

Finals Box Scores

AT RALEIGH, N.C.

GAME NO. 1—MAY 19
Rutgers-Camden 3, Ramapo 1

Ramapo	AB	R	H	RBI	BB	SO	PO	A	LOB
Erica Moore cf	3	0	2	0	1	0	2	0	0
Andrea Pastiglione lf	2	0	0	0	2	0	2	0	1
Becky Pollak dh	3	0	0	1	0	1	0	0	0
Lisa Rizzo c	3	0	0	0	0	1	2	0	2
Lauren Cascino 3b	3	0	0	0	0	1	0	1	4
Beth Choma 1b	3	0	0	0	0	1	6	0	0
Michele Rossi ss	3	0	0	0	0	0	3	1	0
Amanda Jones rf	2	0	0	0	0	1	0	0	0
Mickey O'Connor ph	1	0	1	0	0	0	0	0	0
Leah Mondadori pr	0	0	0	0	0	0	0	0	0
Ginny O'Brien 2b	2	1	1	0	0	1	2	2	0
Marilee Farmer ph	1	0	0	0	0	1	0	0	0
Katie Norton p	0	0	0	0	0	0	1	4	0
Totals	26	1	4	1	3	7	18	8	7

Rutgers-Camden	AB	R	H	RBI	BB	SO	PO	A	LOB
Marissa Van Cleef cf	4	0	1	1	0	0	2	0	1
Autumn Millett rf	2	0	1	0	1	1	0	1	0
Michelle Schlichtig p	3	0	0	0	0	0	0	0	2
Kathleen Dreitlein 1b	1	0	0	0	2	0	5	1	1
Megan Farrell 3b	2	1	1	0	1	0	2	3	0
Mo Baney c	3	0	0	0	0	0	7	0	0
Amber Parker dh	1	1	0	0	2	0	0	0	0
Jayme Feriod 2b	2	0	0	0	0	0	1	0	0
Heather Taylor ph	1	0	1	2	0	0	0	0	0
Alaina Giles ss	2	1	0	0	1	0	2	2	3
Mandi Moore lf	0	0	0	0	0	0	2	0	0
Totals	21	3	4	3	7	1	21	7	7

Score by Innings				R	H	E
Ramapo	001	000	0 —	1	4	0
Rutgers-Camden	001	002	x —	3	4	0

DP—Ramapo 1. LOB—Ramapo 7; Rutgers-Camden 7. 2B—O'Brien; Taylor. SB—Giles.

Ramapo	IP	H	R	ER	BB	SO	AB	BF
Katie Norton	6.0	4	3	3	7	1	21	28

Rutgers-Camden	IP	H	R	ER	BB	SO	AB	BF
Michelle Schlichtig	7.0	4	1	1	3	7	26	29

Win—Schlichtig. Loss—Norton. Save—None.
Umpires—HP: Terri Rosenwald; 1B: Danny Carson; 3B: Jim Craig.
Start: 11 a.m. Time of game: 2:00. Attendance: 156.

GAME NO. 2—MAY 19
Coe 2, Ithaca 1

Ithaca	AB	R	H	RBI	BB	SO	PO	A	LOB
Hannah Shalett c	3	1	1	0	0	0	7	0	0
Erica Cutspec ss	2	0	0	0	0	0	0	2	0
Kaitlyn Dulac 1b	3	0	0	0	0	2	7	1	0
Leigh Bonkowski cf	3	0	2	1	0	1	1	0	0
Mel Chinigo lf	3	0	1	0	0	0	1	0	1
Stacy Pelesz 3b	2	0	0	0	0	1	1	4	0
Jessica Stangarone 2b	2	0	0	0	0	1	2	0	0
Jenn Marro rf	2	0	0	0	0	2	1	0	0
Stacy Bartels dh	2	0	0	0	0	1	0	0	0
Nicole Cade p	0	0	0	0	0	0	0	1	0
Totals	22	1	4	1	0	8	20	8	1

Coe	AB	R	H	RBI	BB	SO	PO	A	LOB
Ashley Wagner lf	4	0	0	0	0	2	0	0	0
Danielle Leavens rf	3	0	1	0	1	2	1	1	0
Jana Bradley 3b	3	1	0	0	1	0	0	1	5
Chris Engel 1b	3	1	2	0	1	0	10	0	0
Leslie Schnack c	2	0	1	1	0	0	7	2	0
Ashley Leonard ss	3	0	1	1	0	1	1	2	0
Rachel Brinkman 2b	3	0	2	0	0	0	1	2	1
Amy Hanse dh	2	0	0	0	0	0	0	0	0
Morgan Sackett pr	0	0	0	0	0	0	0	0	0
April Kalmes cf	2	0	0	0	1	1	1	0	2
Ellie Schultz p	0	0	0	0	0	0	0	3	0
Totals	25	2	7	2	4	6	21	11	10

Score by Innings				R	H	E
Ithaca	000	000	1 —	1	4	1
Coe	000	001	1 —	2	7	0

Note: *2 outs, 2 runners LOB when the game ended.*
E—Cutspec. LOB—Ithaca 1; Coe 10. 2B—Schnack; Leonard; Brinkman. SH—Cutspec; Schnack 2; Hanse. SB—Sackett. CS—Chinigo.

Ithaca	IP	H	R	ER	BB	SO	AB	BF
Nicole Cade	6.2	7	2	2	4	6	25	32

Coe	IP	H	R	ER	BB	SO	AB	BF
Ellie Schultz	7.0	4	1	1	0	8	22	23

Win—Schultz. Loss—Cade. Save—None.
Umpires—HP: Sonya Zuhl; 1B: Jay McGivern; 3B: Marc Bregman.
Start: 1:30 p.m. Time of game: 1:35. Attendance: 221.

GAME NO. 3—MAY 19
St. Thomas (Minn.) 5, Williams 3

Williams	AB	R	H	RBI	BB	SO	PO	A	LOB
Joey Lye ss	2	0	0	0	0	1	2	2	2
Laura Noel 1b	3	0	0	0	0	0	7	0	0
Alana Frost 2b	3	0	0	0	0	1	1	1	0
Christine Williams 3b	3	0	1	0	0	1	1	2	0
Libby Copeland-Halperin lf	3	0	0	0	0	0	0	0	1
Katelyn Knox rf	3	1	0	0	0	2	0	0	0
Emily Fowler-Cornfeld dh	3	1	1	2	0	0	0	0	0
Katie Powers c	2	0	0	0	1	1	2	2	0
Kristen Lemons cf	2	1	1	0	1	0	0	0	0
Clara Hard p	0	0	0	0	0	0	5	1	0
Totals	24	3	3	2	2	6	18	8	3

St. Thomas (Minn.)	AB	R	H	RBI	BB	SO	PO	A	LOB
Carrie Embree 1b	2	1	2	1	2	0	10	2	0
Nikki Conway c	3	1	1	0	1	0	6	0	0
Maria Bye p	2	1	0	0	0	0	0	0	5
Ashley Carlblom 2b	3	0	1	1	0	0	2	5	0
Mandy Evans 3b	3	0	0	0	0	0	0	1	0
Janet Nagle dh	2	0	0	0	1	1	0	0	0
Fiona Lodge lf	3	1	2	0	0	0	0	0	1
Morgan Betker ss	3	0	1	0	0	0	0	1	0
Missy Bruggeman rf	2	1	0	0	0	0	2	1	0
Colleen Owen ph	1	0	0	0	0	0	0	0	0
Linh Tran cf	0	0	0	0	0	0	1	0	0
Totals	24	5	7	2	4	1	21	10	6

Score by Innings				R	H	E
Williams	020	010	0 —	3	3	3
St. Thomas (Minn.)	300	002	x —	5	7	4

E—Williams; Hard 2; Embree; Carlblom; Betker; Tran. DP—Williams 1. LOB—Williams 3; St. Thomas (Minn.) 6. 2B—Embree; Carlblom. HR—Fowler-Cornfeld. SH—Lye; Bye. SB—Conway. CS—Lodge.

Williams	IP	H	R	ER	BB	SO	AB	BF
Clara Hard	6.0	7	5	2	4	1	24	29

St. Thomas (Minn.)	IP	H	R	ER	BB	SO	AB	BF
Maria Bye	3.0	1	2	1	2	3	12	14
Janet Nagle	4.0	2	1	0	0	3	12	13

Win—Nagle. Loss—Hard. Save—None.
WP—Hard; Bye 2. PB—Powers 3.
Umpires—HP: Danny Carson; 1B: Jim Craig; 3B: Terri Rosenwald.
Start: 4 p.m. Time of game: 1:25. Attendance: 251.

GAME NO. 4—MAY 19
Muskingum 3, Linfield 0

Linfield	AB	R	H	RBI	BB	SO	PO	A	LOB
Stephanie Rice rf	2	0	0	0	1	1	0	0	0
Lisa Smith lf	2	0	0	0	0	1	1	0	0
Shelly Steinke cf	3	0	1	0	0	0	3	0	0
Amanda Attleberger 1b	3	0	0	0	0	0	5	0	0
Meredith Brunette ss	2	0	0	0	1	1	1	3	0
Stephanie Morgan 3b	2	0	0	0	1	1	1	0	3
Amy Hammons 2b	3	0	0	0	0	0	3	1	1
Bethany Dobie dh	2	0	0	0	0	1	0	0	0
Jena Loop c	2	0	0	0	0	2	4	0	0
Brittany Miller p	0	0	0	0	0	0	0	1	0
Totals	21	0	1	0	3	7	18	5	4

Muskingum	AB	R	H	RBI	BB	SO	PO	A	LOB
Kim Tackett cf	3	0	0	0	0	0	0	0	0
Elaine Haubner lf	3	0	1	1	0	0	2	0	0
Lindsay Bramhall rf	3	0	0	0	0	1	1	0	1
Kari Hoying c	3	0	1	0	0	1	8	0	1
Heather Fields 3b	3	0	0	0	0	0	0	2	0
Randi Dance dh	3	1	1	0	0	0	0	0	1
Juli Johnston 2b	2	1	1	2	0	0	3	2	0
Amy Iammarino 1b	2	0	1	0	0	0	7	1	0
Mary Taylor pr	0	1	0	0	0	0	0	0	0
Jamie Echelberger ss	1	0	0	0	0	1	0	0	0
Allie Scheetz ph	1	0	0	0	0	0	0	1	0
Erica Hoyt p	0	0	0	0	0	0	0	0	0
Totals	24	3	5	3	0	3	21	6	3

Score by Innings				R	H	E
Linfield	000	000	0 —	0	1	1
Muskingum	001	200	x —	3	5	0

E—Morgan. LOB—Linfield 4; Muskingum 3. HR—Johnston. SH—Smith. SB—Steinke; Taylor.

Linfield	IP	H	R	ER	BB	SO	AB	BF
Brittany Miller	6.0	5	3	3	0	3	24	24

Muskingum	IP	H	R	ER	BB	SO	AB	BF
Erica Hoyt	7.0	1	0	0	3	7	21	25

Win—Hoyt. Loss—Miller. Save—None.
Umpires—HP: Jay McGivern; 1B: Marc Bregman; 3B: Sonay Zuhl.
Start: 6:30 p.m. Time of game: 1:19. Attendance: 247.

GAME NO. 5—MAY 20
Ithaca 5, Ramapo 3

Ramapo	AB	R	H	RBI	BB	SO	PO	A	LOB
Erica Moore cf	3	1	1	0	0	1	0	1	0
Andrea Pastiglione lf	3	0	0	0	0	0	2	0	0
Becky Pollak dh	3	0	1	0	0	1	0	0	0
Maura Sullivan pr	0	1	0	0	0	0	0	0	0
Lisa Rizzo c	2	1	1	2	1	1	6	1	0
Lauren Cascino 3b	3	0	0	0	0	0	1	3	1
Beth Choma 1b	3	0	1	0	0	1	6	0	0
Michele Rossi ss	3	0	0	0	0	2	1	1	0
Kendall Patton pr	0	0	0	0	0	0	0	0	0
Amanda Jones rf	1	0	0	0	0	1	0	0	0
Gemma Chalkley rf	1	0	0	0	0	0	1	0	0
Mickey O'Connor ph	1	0	0	0	0	1	0	0	1
Ginny O'Brien 2b	2	0	0	0	0	0	1	0	0
Marissa Marino p	0	0	0	0	0	0	0	1	0
Katie Norton p	0	0	0	0	0	0	0	3	0
Totals	25	3	4	2	1	8	18	10	2

Ithaca	AB	R	H	RBI	BB	SO	PO	A	LOB
Hannah Shalett c	4	1	2	0	0	1	8	0	0
Erica Cutspec ss	2	0	0	0	0	0	1	3	0
Kaitlyn Dulac 1b	2	1	1	0	1	0	8	0	0
Leigh Bonkowski cf	3	0	1	0	1	0	2	0	1
Mel Chinigo lf	3	1	1	1	0	2	2	0	2
Stacy Pelesz 3b	3	1	1	1	0	0	0	1	0
Susan Spiegel pr	0	0	0	0	0	0	0	0	0
Jessica Stangarone 2b	3	1	2	0	0	0	0	0	0
Jenn Marro rf	2	0	2	3	0	0	0	0	0
Stacey Bartels dh	3	0	0	0	0	0	0	0	4
Nicole Cade p	0	0	0	0	0	0	0	0	0
Carly Myers p	0	0	0	0	0	0	0	1	0
Totals	25	5	10	5	2	3	21	5	8

Score by Innings				R	H	E
Ramapo.	100	200	0 —	3	4	1
Ithaca	005	000	x —	5	10	0

E—Cascino. LOB—Ramapo 2; Ithaca 8. 2B—Pollak; Marro. HR—Rizzo. HBP—Cutspec; Dulac. SH—Cutspec; Marro. CS—Stangarone.

Ramapo	IP	H	R	ER	BB	SO	AB	BF
Marissa Marino	2.1	5	4	4	2	1	10	14
Katie Norton	3.2	5	1	1	0	2	15	17

Ithaca	IP	H	R	ER	BB	SO	AB	BF
Nicole Cade	4.0	3	3	3	1	5	15	16
Carly Myers	3.0	1	0	0	0	3	10	10

Win—Cade. Loss—Marino. Save—Myers.
WP—Cade. HBP—by Marino (Cutspec); by Norton (Dulac).
Umpires—HP: Marc Bregman; 1B: Sonya Zuhl; 3B: Jay McGivern.
Start: 11 a.m. Time of game: 1:40. Attendance: 179.

GAME NO. 6—MAY 20
Linfield 8, Williams 1

Linfield	AB	R	H	RBI	BB	SO	PO	A	LOB
Stephanie Rice rf	4	1	1	0	0	0	3	0	0
Lisa Smith lf	4	1	1	0	1	0	2	0	3
Shelly Steinke cf	4	2	0	0	0	0	0	0	3
Amanda Attleberger 1b	2	2	2	1	3	0	5	0	0
Meredith Brunette ss	4	0	1	0	1	0	0	0	2
Stephanie Morgan 3b	4	1	1	1	0	0	2	0	0
Amy Hammons 2b	4	0	1	2	1	1	2	2	2
Bethany Dobie dh	3	1	1	0	2	2	0	0	2
Jena Loop c	3	0	0	0	1	3	7	0	3
Kendra Strahm p	0	0	0	0	0	0	0	0	0
Brittany Miller p	0	0	0	0	0	0	0	1	0
Totals	32	8	8	4	9	6	21	3	15

Williams	AB	R	H	RBI	BB	SO	PO	A	LOB
Joey Lye ss	3	0	1	0	0	0	3	1	0
Regine Lim ph	1	0	0	0	0	0	0	0	2
Laura Noel 1b	4	0	2	0	0	1	6	0	1
Alana Frost 2b	3	0	1	0	0	0	0	0	0
Christine Williams 3b	3	0	0	0	0	0	0	0	3
Libby Copeland-Halperin lf	1	0	0	0	0	1	3	0	0
Morgan Simpson ph	2	1	1	0	0	0	0	0	0
Katelyn Knox rf	3	0	1	0	0	1	1	0	0
Emily Fowler-Cornfeld dh	3	0	1	0	0	1	0	0	0
Katie Powers c	1	0	0	0	0	1	6	0	1
Taryn Goodman ph	1	0	0	0	0	0	0	0	0
Becky Sansone ph	1	0	0	0	0	0	0	0	0
Kristen Lemons cf	3	0	0	0	0	1	0	0	0
Margaret Ryan p	0	0	0	0	0	0	2	2	0
Clara Hard p	0	0	0	0	0	0	0	0	0
Totals	29	1	7	0	0	6	21	3	7

Score by Innings		R	H	E
Linfield	012 120 2	8	8	1
Williams	000 100 0	1	7	5

E—Strahm; Lye; Frost 2; Williams 2. DP—Williams 1. LOB—Linfield 15; Williams 7. 2B—Morgan. HBP—Rice. SH—Steinke; Morgan. SB—Rice; Attleberger; Lemons.

Linfield	IP	H	R	ER	BB	SO	AB	BF
Kendra Strahm	4.0	6	1	0	0	3	19	19
Brittany Miller	3.0	1	0	0	0	3	10	10

Williams	IP	H	R	ER	BB	SO	AB	BF
Margaret Ryan	5.2	5	5	1	5	5	24	31
Clara Hard	1.1	3	3	2	4	1	8	13

Win—Strahm. Loss—Ryan. Save—None.
WP—Hard. HBP—by Hard (Rice).
Umpires—HP: Jim Craig; 1B: Terri Rosenwald; 3B: Dani Carson.
Start: 1:30 p.m. Time of game: 1:55. Attendance: 214.

GAME NO. 7—MAY 20
Rutgers-Camden 5, Coe 0

Rutgers-Camden	AB	R	H	RBI	BB	SO	PO	A	LOB
Marissa Van Cleef cf	4	0	0	0	0	1	1	0	0
Autumn Millett rf	4	1	0	0	0	0	1	0	0
Michelle Schlichtig p	2	2	2	0	1	0	1	1	0
Kathleen Dreitlein 1b	3	1	1	0	0	1	6	0	1
Megan Farrell 3b	3	1	1	0	0	0	2	2	0
Mo Baney c	3	0	1	3	0	0	6	1	0
Valeri Bohn pr	0	0	0	0	0	0	0	0	0
Amber Parker dh	3	0	0	0	0	1	0	0	1
Jayme Feriod 2b	3	0	0	0	0	0	2	1	1
Alaina Giles ss	3	0	0	0	0	2	2	2	0
Mandi Moore lf	0	0	0	0	0	0	0	0	0
Totals	28	5	5	3	1	5	21	7	3

Coe	AB	R	H	RBI	BB	SO	PO	A	LOB
Ashley Wagner lf	3	0	2	0	0	0	0	0	0
Danielle Leavens rf	1	0	0	0	1	1	1	0	0
Jana Bradley 3b	3	0	0	0	0	1	0	1	0
Chris Engel 1b	3	0	1	0	0	1	12	0	1
Kristy Upah pr	0	0	0	0	0	0	0	0	0
Leslie Schnack c	2	0	0	0	1	0	7	3	2
Morgan Sackett pr	0	0	0	0	0	0	0	0	0
Ashley Leonard ss	3	0	0	0	0	0	0	1	0
Rachel Brinkman 2b	2	0	0	0	1	1	1	8	0
Amy Hanse dh	3	0	1	0	0	1	0	0	0
Jenna Miller pr	0	0	0	0	0	0	0	0	0
April Kalmes cf	2	0	0	0	0	1	0	0	2
Ellie Schultz p	0	0	0	0	0	0	0	1	0
Shallyn Duffy p	0	0	0	0	0	0	0	0	0
Totals	22	0	4	0	3	6	21	14	5

Score by Innings		R	H	E
Rutgers-Camden	000 104 0	5	5	0
Coe	000 000 0	0	4	3

E—Engel; Schnack; Leonard. LOB—Rutgers-Camden 3; Coe 5. SH—Leavens. SB—Farrell. CS—Bohn; Wagner.

Rutgers-Camden	IP	H	R	ER	BB	SO	AB	BF
Michelle Schlichtig	7.0	4	0	0	3	6	22	26

Coe	IP	H	R	ER	BB	SO	AB	BF
Ellie Schultz	5.0	5	5	1	1	3	23	24
Shallyn Duffy	2.0	0	0	0	0	2	5	5

Win—Schlichtig (30-3). Loss—Schultz (28-8). Save—None.
WP—Schlichtig.
Umpires—HP: Jay McGivren; 1B: Marc Bregman; 3B: Sonya Zuhl.
Start: 4 p.m. Time of game: 1:45. Attendance: 223.

GAME NO. 8—MAY 20
St. Thomas (Minn.) 13, Muskingum 2 (5 inn.)

St. Thomas (Minn.)	AB	R	H	RBI	BB	SO	PO	A	LOB
Carrie Embree 1b	3	3	3	0	1	0	6	0	0
Nikki Conway c	3	2	2	2	0	0	3	1	0
Maria Bye p	4	1	2	4	0	0	0	0	2
Anne Carpentier pr	0	1	0	0	0	0	0	0	0
Ashley Carlblom 2b	4	1	2	2	0	0	5	2	0
Mandy Evans 3b	4	1	2	3	0	2	0	1	0
Janet Nagle dh	3	1	2	2	1	0	0	1	0
Ashley Tuttle pr	0	0	0	0	0	0	0	0	0
Fiona Lodge lf	3	1	1	0	0	0	0	0	2
Kristina Trapp ph	1	0	0	0	0	0	0	0	2
Morgan Betker ss	3	0	0	0	0	2	1	2	0
Missy Bruggeman rf	2	1	0	0	0	0	0	0	0
Colleen Owen ph	1	1	1	0	0	0	0	0	0
Linh Tran cf	0	0	0	0	0	0	0	0	0
Totals	31	13	15	13	2	4	15	7	6

Muskingum	AB	R	H	RBI	BB	SO	PO	A	LOB
Kim Tackett cf	3	1	2	0	0	0	2	0	1
Elaine Haubner lf	3	1	0	0	0	0	1	0	0
Lindsay Bramhall rf	3	0	0	2	0	0	0	0	0
Kari Hoying c	3	0	1	0	0	1	4	0	0
Heather Fields 3b	1	0	0	0	1	0	0	1	0
Ashley Carpenter pr	0	0	0	0	0	0	0	0	0
Randi Dance dh	2	0	0	0	0	0	0	0	4
Juli Johnston 2b	2	0	1	0	0	1	2	1	0
Amy Iammarino 1b	1	0	0	0	0	0	5	0	0
Jamie Echelberger ss	1	0	0	0	0	0	1	4	0
Kelli Mann ph	1	0	0	0	0	1	0	0	0
Erica Hoyt p	0	0	0	0	0	0	0	0	0
Amy Mattin p	0	0	0	0	0	0	0	0	0
Totals	20	2	4	2	1	3	15	6	5

Score by Innings		R	H	E
St. Thomas (Minn.)	200 74 —	13	15	2
Muskingum	100 01 —	2	4	3

E—Embree 2; Hoying; Fields; Iammarino. LOB—St. Thomas (Minn.) 6; Muskingum 5. 2B—Evans. HR—Nagle. SH—Iammarino. SF—Conway.

St. Thomas (Minn.)	IP	H	R	ER	BB	SO	AB	BF
Maria Bye	0.0	0	0	0	0	0	0	0
Janet Nagle	5.0	4	2	1	1	3	20	22

Muskingum	IP	H	R	ER	BB	SO	AB	BF
Erica Hoyt	0.0	0	0	0	0	0	0	0
Amy Mattin	5.0	15	13	12	2	4	31	34

Win—Nagle. Loss—Mattin. Save—None.
WP—Nagle. PB—Conway.
Umpires—HP: Terri Rosenwald; 1B: Danni Carson; 3B: Jim Craig.
Start: 6:30 p.m. Time of game: 1:35. Attendance: 215.

GAME NO. 9—MAY 21
Linfield 5, Coe 2

Coe	AB	R	H	RBI	BB	SO	PO	A	LOB
Ashley Wagner lf	4	0	0	0	0	1	0	0	0
Danielle Leavens rf	3	0	1	0	0	0	1	0	0
Jana Bradley 3b	3	0	2	1	0	0	0	2	0
Chris Engel 1b	2	0	0	0	1	0	7	2	2
Leslie Schnack c	3	0	1	0	0	1	3	0	2
Morgan Sackett pr	0	0	0	0	0	0	0	0	0
Ashley Leonard ss	3	1	2	1	0	0	3	2	0
Rachel Brinkman 2b	3	0	0	0	0	0	3	0	0
Amy Hanse dh	3	0	0	0	0	2	0	0	2
April Kalmes cf	2	1	0	0	0	1	1	0	0
Shelby Kent ph	0	0	0	0	1	0	0	0	0
Ellie Schultz p	0	0	0	0	0	0	0	4	0
Shallyn Duffy p	0	0	0	0	0	0	0	0	0
Totals	26	2	6	2	2	5	18	10	6

Linfield	AB	R	H	RBI	BB	SO	PO	A	LOB
Stephanie Rice rf	3	1	2	0	0	0	2	0	0
Lisa Smith lf	2	1	1	0	0	0	1	0	0
Shelly Steinke cf	3	1	2	3	0	0	3	0	1
Amanda Attleberger 1b	2	0	0	1	0	0	5	1	0
Meredith Brunette ss	2	1	0	0	1	0	2	1	1
Stephanie Morgan 3b	3	0	1	1	0	1	0	2	0
Amy Hammons 2b	3	0	0	0	0	0	2	2	0
Bethany Dobie dh	3	0	1	0	0	1	0	0	1
Jena Loop c	2	1	0	0	1	1	6	0	1
Brittany Miller p	0	0	0	0	0	0	0	0	0
Kendra Strahm p	0	0	0	0	0	0	0	0	0
Totals	23	5	7	5	2	3	21	6	4

Score by Innings		R	H	E
Coe	010 010 0 —	2	6	0
Linfield	100 130 x —	5	7	0

LOB—Coe 6; Linfield 4. 2B—Bradley; Morgan. HR—Leonard; Steinke. SH—Leavens; Smith. SF—Attleberger. SB—Leonard; Steinke.

Coe	IP	H	R	ER	BB	SO	AB	BF
Ellie Schultz	5.0	6	5	5	2	2	19	23
Shallyn Duffy	1.0	1	0	0	0	1	4	4

Linfield	IP	H	R	ER	BB	SO	AB	BF
Brittany Miller	4.0	4	1	1	1	3	16	17
Kentra Strahm	3.0	2	1	1	1	2	10	12

Win—Strahm. Loss—Schultz. Save—None.
Umpires—HP: Sonya Zuhl; 1B: Danni Carson; 3B: Terri Rosenwald.
Start: Noon. Time of game: 1:31. Attendance: 223.

GAME NO. 10—MAY 21
Muskingum 9, Ithaca 1

Muskingum	AB	R	H	RBI	BB	SO	PO	A	LOB
Kim Tackett cf	4	0	0	0	0	1	0	0	1
Elaine Haubner lf	4	0	1	0	0	0	0	0	0
Lindsay Bramhall rf	4	1	1	0	0	0	1	0	0
Kari Hoying c	4	2	2	0	0	0	4	0	0
Ashley Carpenter pr	0	1	0	0	0	0	0	0	0
Juli Johnston 2b	4	1	2	2	0	0	4	4	1
Randi Dance dh	3	1	0	0	1	0	0	0	1
Amy Iammarino 1b	3	1	1	2	0	0	9	0	0
Heather Fields 3b	3	2	2	2	0	0	1	3	0
Jamie Echelberger ss	3	0	1	2	0	1	2	3	0
Erica Hoyt p	0	0	0	0	0	0	0	0	0
Amy Mattin p	0	0	0	0	0	0	0	0	0
Totals	32	9	10	8	1	2	21	10	3

Ithaca	AB	R	H	RBI	BB	SO	PO	A	LOB
Hannah Shalett c	2	1	0	0	1	1	2	0	0
Erica Cutspec ss	2	0	1	0	1	0	4	3	0
Kaitlyn Dulac 1b	3	0	0	0	0	0	8	0	0
Leigh Bonkowski cf	3	0	1	0	0	2	1	0	2
Mel Chinigo dh	3	0	0	0	0	0	0	0	2
Stacy Pelesz 3b	1	0	0	0	2	0	2	2	0
Jessica Stangarone 2b	3	0	0	0	0	0	2	4	0
Jenn Marro rf	2	0	0	0	0	2	2	1	0
Amanda Illinger ph	1	0	0	0	0	0	0	0	0
Stacey Bartels lf	1	0	0	0	1	0	0	0	0
Nicole Cade p	0	0	0	0	0	0	0	0	0
Carly Myers p	0	0	0	0	0	0	0	0	0
Totals	21	1	2	0	5	5	21	10	4

Score by Innings		R	H	E
Muskingum	600 011 1 —	9	10	0
Ithaca	100 000 0 —	1	2	2

E—Dulac; Cade. DP—Muskingum 3. LOB—Muskingum 3; Ithaca 4. 2B—Hoying; Johnston 2; Fields. HR—Fields.

Muskingum	IP	H	R	ER	BB	SO	AB	BF
Erica Hoyt	2.1	0	1	1	4	3	7	11
Amy Mattin	4.2	2	0	0	1	2	14	15

Ithaca	IP	H	R	ER	BB	SO	AB	BF
Nicole Cade	0.2	4	6	0	1	0	8	9
Carly Myers	6.1	6	3	3	0	2	24	24

Win—Mattin. Loss—Cade. Save—None.
WP—Hoyt 2. PB–Hoying.
Umpires—HP: Jim Craig; 1B: Jay McGivern; 3B: Marc Bregman.
Start: 2:30 p.m. Time of game: 1:31. Attendance: 306.

GAME NO. 11—MAY 21
Rutgers-Camden 5, St. Thomas (Minn.) 4

St. Thomas (Minn.)	AB	R	H	RBI	BB	SO	PO	A	LOB
Carrie Embree 1b	3	1	0	0	1	0	4	0	3
Nikki Conway c	3	3	3	1	1	0	12	0	0
Maria Bye p	4	0	2	3	0	0	0	0	0
Ashley Tuttle pr	0	0	0	0	0	0	0	0	0
Rachel Osdoba pr	0	0	0	0	0	0	0	0	0
Ashley Carlblom 2b	4	0	0	0	0	1	0	2	0
Mandy Evans 3b	4	0	0	0	0	1	0	0	2
Janet Nagle dh	3	0	0	0	0	0	0	0	1
Colleen Owen ph	1	0	0	0	0	0	0	0	2
Fiona Lodge lf	2	0	0	0	1	0	0	0	0
Kristina Trapp pr	0	0	0	0	0	0	0	0	0
Morgan Betker ss	3	0	1	0	0	1	1	1	0
Missy Bruggeman rf	3	0	0	0	0	1	0	2	0
Linh Tran cf	0	0	0	0	0	0	1	0	0
Totals	30	4	6	4	3	4	18	5	8

Rutgers-Camden	AB	R	H	RBI	BB	SO	PO	A	LOB
Marissa Van Cleef cf	4	0	1	0	0	3	2	0	1
Autumn Millett rf	2	1	0	0	2	2	1	0	0
Michelle Schlichtig p	4	2	1	1	0	1	0	3	0
Kathleen Dreitlein 1b	3	0	1	0	1	0	6	0	0
Megan Farrell 3b	3	1	1	1	1	1	0	4	2
Mo Baney c	3	0	1	0	0	1	6	0	2
Amber Parker dh	3	0	2	2	0	0	0	0	0
Heather Pohorely pr	0	0	0	0	0	0	0	0	0
Jayme Feriod 2b	3	0	0	0	0	0	3	1	2
Alaina Giles ss	2	1	0	0	1	1	1	1	2
Mandi Moore lf	0	0	0	0	0	0	2	0	0
Totals	27	5	7	4	5	9	21	9	9

Score by Innings		R	H	E
St. Thomas (Minn.)	100 020 1 —	4	6	4
Rutgers-Camden	002 030 x —	5	7	3

E—Evans; Nagle; Lodge; Betker; Dreitlein; Farrell; Moore. LOB—St. Thomas (Minn.) 8; Rutgers-Camden 9. 2B—Conway. 3B—Conway. SB—Conway.

St. Thomas (Minn.)	IP	H	R	ER	BB	SO	AB	BF
Maria Bye	5.0	6	2	2	3	7	21	24
Janet Nagle	1.0	1	3	3	2	2	6	8

Rutgers-Camden	IP	H	R	ER	BB	SO	AB	BF
Michelle Schlichtig	7.0	6	4	4	3	4	30	33

Win—Schlichtig. Loss—Nagle. Save—None.
PB—Baney.
Umpires—HP: Danni Carson; 1B: Terri Rosenwald; 3B: Sonya Zuhl.
Start: 5 p.m. Time of game: 2:00. Attendance: 145.

GAME NO. 12—MAY 21
Muskingum 2, Linfield 1

Muskingum	AB	R	H	RBI	BB	SO	PO	A	LOB
Kim Tackett cf	4	1	1	0	0	1	3	0	0
Elaine Haubner lf	4	0	0	0	0	0	1	0	0
Lindsay Bramhall rf	2	0	0	0	1	0	0	0	1
Kari Hoying c	3	0	1	0	0	0	10	0	1
Juli Johnston 2b	3	0	2	0	0	0	1	2	2
Randi Dance dh	2	0	0	0	0	0	0	0	0
Amy Iammarino 1b	3	0	0	0	0	0	5	0	1
Heather Fields 3b	3	1	1	1	0	2	0	2	1
Jamie Echelberger ss	2	0	0	0	0	2	1	1	0
Molly Jones ph	1	0	0	0	0	0	0	0	0
Erica Hoyt p	0	0	0	0	0	0	0	1	0
Totals	27	2	5	1	1	5	21	6	6

Linfield	AB	R	H	RBI	BB	SO	PO	A	LOB
Stephanie Rice rf	4	0	2	1	0	0	1	0	0
Lisa Smith lf	3	0	0	0	0	0	0	0	2
Shelly Steinke cf	4	0	1	0	0	2	1	0	2
Amanda Attleberger 1b	2	0	1	0	1	1	10	1	0
Jenny Marshall pr	0	0	0	0	0	0	0	0	0
Meredith Brunette ss	3	0	0	0	0	0	3	3	0
Stephanie Morgan 3b	3	0	1	0	0	0	0	3	1
Amy Hammons 2b	3	0	1	0	0	2	1	0	3
Bethany Dobie dh	2	0	0	0	1	2	0	0	0
Erin McCann pr	0	1	0	0	0	0	0	0	0
Jena Loop c	2	0	0	0	0	0	5	0	0
Kendra Strahm p	0	0	0	0	0	0	0	1	0
Brittany Miller p	0	0	0	0	0	0	0	0	0
Totals	26	1	6	1	2	7	21	8	8

Score by Innings		R	H	E
Muskingum	000 020 0 —	2	5	0
Linfield	000 000 1 —	1	6	2

E—Brunette; Hammons. LOB—Muskingum 6; Linfield 8. 3B—Rice. HR—Fields. HBP—Smith. SH—Dance; Loop. SB—Rice; Brunette.

Muskingum	IP	H	R	ER	BB	SO	AB	BF
Erica Hoyt	7.0	6	1	1	2	7	26	30

Linfield	IP	H	R	ER	BB	SO	AB	BF
Kendra Strahm	5.1	5	2	1	1	2	22	24
Brittany Miller	1.2	0	0	0	0	3	5	5

Win—Hoyt. Loss—Strahm. Save—None.
HBP—by Hoyt (Smith). PB—Loop.
Umpires—HP: Mark Bregman; 1B: Jim Craig; 3B: Jay McGivern.
Start: 7:30 p.m. Time of game: 1:35. Attendance: 118.

GAME NO. 13—MAY 22
St. Thomas (Minn.) 5, Muskingum 1 (10 inn.)

Muskingum	AB	R	H	RBI	BB	SO	PO	A	LOB
Kim Tackett cf	4	0	0	0	0	0	1	0	1
Elaine Haubner lf	4	0	0	0	1	2	3	0	1
Lindsay Bramhall rf	5	0	0	0	0	0	4	0	2
Kari Hoying c	4	0	1	0	0	1	4	0	0
Mary Taylor pr	0	1	0	0	0	0	0	0	0
Heather Fields 3b	3	0	1	0	0	0	4	2	1
Randi Dance dh	4	0	1	1	0	0	0	0	1
Amy Iammarino 1b	4	0	0	0	0	0	6	1	1
Juli Johnston 2b	3	0	1	0	1	0	7	2	1
Jamie Echelberger ss	2	0	0	0	1	0	0	2	0
Megan McGowan ph	1	0	0	0	0	0	0	0	0
Erica Hoyt p	0	0	0	0	0	0	0	2	0
Totals	34	1	4	1	3	3	29	9	8

St. Thomas (Minn.)	AB	R	H	RBI	BB	SO	PO	A	LOB
Carrie Embree 1b	4	1	1	0	2	0	16	0	0
Nikki Conway c	6	1	2	4	0	0	3	0	2
Maria Bye p/dh	5	0	1	1	0	0	0	0	2
Ashley Carlblom 2b	4	0	1	0	1	1	1	5	3
Ashley Tuttle pr	0	0	0	0	0	0	0	0	0
Mandy Evans 3b	4	0	1	0	0	0	2	2	3
Janet Nagle dh	5	0	0	0	0	0	1	4	0
Kristina Trapp lf	2	0	1	0	0	0	0	0	0
Fiona Lodge ph	2	0	0	0	0	1	0	0	2
Kaitlyn Wightman ph	1	0	0	0	0	0	0	0	1
Morgan Betker ss	5	2	3	0	0	0	2	2	0
Rachel Osdoba pr	0	0	0	0	0	0	0	0	0
Missy Bruggeman rf	3	1	2	0	0	0	3	0	0
Colleen Owen ph	1	0	1	0	0	0	0	0	0
Linh Tran cf	0	0	0	0	0	0	2	0	0
Totals	42	5	13	5	3	2	30	13	13

Score by Innings		R	H	E
Muskingum	000 000 001 0 —	1	4	3
St. Thomas (Minn.)	000 000 001 4 —	5	13	2

Note: *2 outs, 0 runners LOB when the game ended.*
E—Iammarino; Echelberger 2; Embree; Betker. DP—Muskingum 1. LOB—Muskingum 8; St. Thomas (Minn.) 13. 2B—Hoying; Johnston. HR—Conway. SH—Tackett; Fields; Evans; Bruggeman. SB—Embree; Bruggeman.

Muskingum	IP	H	R	ER	BB	SO	AB	BF
Erica Hoyt	9.2	13	5	1	3	2	42	47

St. Thomas (Minn.)	IP	H	R	ER	BB	SO	AB	BF
Maria Bye	0.0	0	0	0	0	0	0	0
Janet Nagle	10.0	4	1	1	3	3	34	39

Win—Nagle. Loss—Hoyt. Save—None.
PB—Hoying.
Umpires—HP: Sonya Zuhl; 1B: Jim Craig; 3B: Marc Bregman.
Start: Noon. Time of game: 2:04. Attendance: 252.

CHAMPIONSHIP GAME—MAY 22
Rutgers-Camden 3, St. Thomas (Minn.) 2

Rutgers-Camden	AB	R	H	RBI	BB	SO	PO	A	LOB
Marissa Van Cleef cf	4	0	0	0	0	0	1	0	0
Autumn Millett rf	4	1	0	0	0	1	0	0	1
Michelle Schlichtig p	3	0	0	0	0	2	0	2	0
Kathleen Dreitlein 1b	2	1	0	0	1	1	6	0	0
Megan Farrell 3b	2	0	1	1	1	0	2	1	0
Mo Baney c	2	0	1	1	0	0	8	0	1
Amber Parker dh	3	0	0	0	0	1	0	0	3
Jayme Feriod 2b	3	1	1	0	0	2	1	2	0
Alaina Giles ss	3	0	0	0	0	1	2	1	0
Mandi Moore lf	0	0	0	0	0	0	1	0	0
Totals	26	3	3	2	2	8	21	6	5

St. Thomas (Minn.)	AB	R	H	RBI	BB	SO	PO	A	LOB
Carrie Embree 1b	2	0	0	0	1	0	8	0	0
Nikki Conway c	3	1	1	1	0	0	9	0	1
Maria Bye p	2	0	1	0	1	1	0	2	0
Anne Carpentier pr	0	1	0	0	0	0	0	0	0
Ashley Carlblom 2b	3	0	0	0	0	1	1	1	0
Mandy Evans 3b	2	0	0	0	0	1	0	5	1
Janet Nagle dh	3	0	1	1	0	1	0	0	0
Kristina Trapp lf	1	0	0	0	0	1	1	0	0
Colleen Owen ph	2	0	1	0	0	0	0	0	1
Morgan Betker ss	2	0	0	0	0	1	0	0	0
Kaitlyn Wightman ph	1	0	0	0	0	1	0	0	0
Missy Bruggeman rf	2	0	0	0	0	0	1	0	0
Fiona Lodge ph	1	0	0	0	0	1	0	0	1
Linh Tran cf	0	0	0	0	0	0	1	0	0
Totals	24	2	4	2	2	8	21	8	4

Score by Innings		R	H	E
Rutgers-Camden	000 101 1 —	3	3	1
St. Thomas (Minn.)	100 100 0 —	2	4	3

E—Moore; Embree; Carlblom; Betker. LOB—Rutgers-Camden 5; St. Thomas (Minn.) 4. 2B—Baney. HR—Conway. SH—Baney; Evans. SB—Bye; Owen.

Rutgers-Camden	IP	H	R	ER	BB	SO	AB	BF
Michelle Schlichtig	7.0	4	2	1	2	8	24	27

St. Thomas (Minn.)	IP	H	R	ER	BB	SO	AB	BF
Maria Bye	7.0	3	3	1	2	8	26	29

Win—Schlichtig. Loss—Bye. Save——None.
PB—Conway.
Umpires—HP: Terri Rosenwald; 1B: Danni Carson; 3B: Jim Craig.
Start: 2:45 p.m. Time of game: 1:41. Attendance: 258.

Division III Softball Championship Results

Year	Champion (Record)	Coach	Score	Runner-Up	Site
1982	*Eastern Conn. St. (27-10)	Clyde Washburne	2-0	TCNJ	Ewing, N.J.
1983	TCNJ (41-7)	June Walker	7-0	Buena Vista	Willimantic, Conn.
1984	*Buena Vista (29-8-1)	Marge Willadsen	3-1	TCNJ	De Pere, Wis.
1985	Eastern Conn. St. (39-9)	Clyde Washburne	1-0	TCNJ	Willimantic, Conn.
1986	Eastern Conn. St. (36-11)	Clyde Washburne	1-0	Central (Iowa)	Storm Lake, Iowa
1987	*TCNJ (46-3)	June Walker	1-0	Wis.-Whitewater	Willimantic, Conn.
1988	Central (Iowa) (35-10)	George Wares	3-2	Allegheny	Elmhurst, Ill.
1989	*TCNJ (46-3)	June Walker	8-7(a)	Eastern Conn. St.	Ewing, N.J.
1990	Eastern Conn. St. (34-5)	Jeff Anderson	1-0	TCNJ	Storm Lake, Iowa
1991	*Central (Iowa) (42-6)	George Wares	4-0	Eastern Conn. St.	Willimantic, Conn.
1992	*TCNJ (48-2)	June Walker	4-0	Buena Vista	Pella, Iowa
1993	*Central (Iowa) (38-2)	George Wares	7-3	TCNJ	Decatur, Ill.
1994	*TCNJ (48-4)	June Walker	6-5	Bridgewater St.	Salem, Va.
1995	*Chapman (43-5)	Lisle Lloyd	4-2	TCNJ	Storm Lake, Iowa
1996	*TCNJ (41-3)	Sally Miller	7-2	Chapman	Salem, Va.
1997	Simpson (39-7)	Henry Christowski	2-1(a)	Montclair St.	Eau Claire, Wis.
1998	Wis.-Stevens Point (43-15)	Dean Shuda	3-1	Chapman	Salem, Va.
1999	Simpson (47-4-1)	Henry Christowski	6-0	Chapman	Eau Claire, Wis.
2000	*St. Mary's (Minn.) (40-6)	John Tschida	5-0	Chapman	Salem, Va.
2001	*Muskingum (47-6)	Donna Newberry	4-1	Central (Iowa)	Eau Claire, Wis.
2002	Ithaca (37-13)	Deb Pallozzi	1-0	Lake Forest	Eau Claire, Wis.
2003	Central (Iowa) (39-5-1)	George Wares	5-3	Salisbury	Salem, Va.
2004	St. Thomas (Minn.) (46-4)	John Tschida	2-0	Moravian	Salem, Va.
2005	*St. Thomas (Minn.) (43-6)	John Tschida	9-3	Salisbury	Raleigh, N.C.
2006	*Rutgers-Camden (47-5)	Carl Taylor	3-2	St. Thomas (Minn.)	Raleigh, N.C.

**Indicates undefeated teams in finals series.* (a)*Indicates nine innings.*

Photo by Grant Halverson/NCAA Photos

Rutgers-Camden poses with the first-place trophy after the Scarlet Knights' 3-2 win against St. Thomas (Minnesota) in the Division III championship contest.

CHAMPIONSHIPS

Individual Records

SINGLE-GAME

Batting

AT-BATS
8—Liz Croy, Roanoke (2) vs. Wis.-Eau Claire (3) (15 inn.), 5-20-2000.

RUNS
4—Michelle Carlson, TCNJ (18) vs. Kean (1) (five inn.), 5-12-95; Paige Cosgrove, Simpson (5) vs. Cal Lutheran (4), 5-14-95; Andi Royster, Buena Vista (11) vs. Cal Lutheran (8), 5-7-98; Jackie Card, Western New Eng. (10) vs. Bridgewater St. (8), 5-13-2006.

HITS
6—Holly Stevens, Simpson (2) vs. Buena Vista (3) (13 inn.), 5-14-95.

DOUBLES
3—Tara Dickert, Allegheny (10) vs. Muskingum (3), 5-15-93; Jen Dodson, Salisbury (11) vs. Rowan (0), 5-9-97; Rhonda Volkers, Calvin (9) vs. Southern Me. (0), 5-7-98; Kelly Paryl, North Central (Ill.) (5) vs. Ill. Wesleyan (2), 5-13-2001; Sue Whitcher, La Verne (6) vs. Trinity (Tex.) (4) (10 inn.), 5-10-2002; Ashley O'Brien, Rutgers-Camden (10) vs. King's (Pa.) (3), 5-9-2004; Erica Klepeisz, Moravian (2) vs. King's (Pa.) (3), 5-11-2006.

TRIPLES
2—Barb Arnold, UC San Diego (6) vs. Calvin (1), 5-10-85; Amy Trench, Benedictine (Ill.) (5) vs. Rowan (4), 5-22-93; Megan Coe, Buena Vista (6) vs. Wartburg (4), 5-15-94; Alisson Gerrish, Springfield (8) vs. St. Joseph (Conn.) (0), 5-12-2000; Sara Pray, Pine Manor (11) vs. Roger Williams (0), 5-12-2001.

HOME RUNS
3—Michelle Carlson, TCNJ (18) vs. Kean (1) (five inn.) 5-12-95.

RUNS BATTED IN
8—Shalyn Swartout, Coe (12) vs. Central (Iowa) (4), 5-14-2000.

TOTAL BASES
13—Michelle Carlson, TCNJ (18) vs. Kean (1) (five inn.), 5-12-95.

STOLEN BASES
4—Devon Searfoss, TCNJ (6) vs. Western Conn. St. (1), 5-13-2000.

Fielding

PUTOUTS
26—Holly Stevens, Simpson (2) vs. Buena Vista (3) (13 inn.), 5-14-95.

ASSISTS
13—Meredith Brunette, Linfield (3) vs. Trinity (Conn.) (4) (15 inn.), 5-13-2005.

ERRORS
4—Kathy Wagner, Buffalo (2) vs. Ithaca (12), 5-10-85; Mindy Driger, Buena Vista (11) vs. Cal Lutheran (8), 5-7-98; Christina D'Arpa, Staten Island (3) vs. Union (N.Y.) (4), 5-7-2004.

Pitching

INNINGS PITCHED
16—Julie Hoffman, Alma (3) vs. Central (Iowa) (4), 5-19-94.

STRIKEOUTS
20—Christy Guidorizzi, Chapman (5) vs. Allegheny (0), 5-19-95.

BASES ON BALLS
11—Patti Russell, Benedictine (Ill.) (4) vs. Concordia (Ill.) (2), 5-11-84; Robyn Baron, Montclair St. (5) vs. TCNJ (4), 5-12-95.

NO-HIT GAMES (SAME YEAR)
1—Lisa Kirk, Eastern Conn. St. (1) vs. Allegheny (0), 5-21-83; Christia Mohan, Eastern Conn. St. (4) vs. Wis.-Whitewater (0), 5-16-87; Johna Tolomeo, Montclair St. (3) vs. Wm. Paterson (0), 5-11-90; Christy Guidorizzi, Chapman (6) vs. Calvin (0), 5-11-96; Kelly Schade, Simpson (6) vs. Cal Lutheran (0), 5-11-96; Shauna Koolhaus, Calvin (9) vs. Southern Me. (0), 5-7-98; Kim Sears, Wheaton (Mass.) (9) vs. Smith (0), 5-7-98; Jen Segner, Muskingum (2) vs. Alma (0), 5-10-98; Kelly Schade, Simpson (8) vs. Webster (0), 5-14-99; Becky Pierce, Alma (4) vs. Tufts (0), 5-19-2000; Jamie Anzaldi, Ramapo (1) vs. Allegheny (0), 5-7-2004; Janet Nagle, St. Thomas (Minn.) (5) vs. Salisbury (0), 5-21-2005.

Team Records

SINGLE-GAME

(Note: Totals for each team in both-teams records are in brackets after the team's score.)

Batting

AT-BATS
61—Roanoke (2) vs. Wis.-Eau Claire (3) (15 inn.), 5-10-2000.

AT-BATS, BOTH TEAMS
114—Chapman (7) [55] vs. Alma (6) [59] (15 inn.), 5-15-2004.

RUNS
18—TCNJ vs. Kean (1) (five inn.), 5-12-95.

RUNS, BOTH TEAMS
21—Rowan (13) vs. TCNJ (8), 5-16-99; Ithaca (13) vs. Keene St. (8), 5-16-99; Linfield (12) vs. La Verne (9), 5-14-2006.

RUNS, ONE INNING
12—Ithaca (12) vs. Western New Eng. (0), fourth inning, 5-8-2004.

HITS
19—Wis.-Whitewater (6) vs. Carthage (5) (11 inn.), 5-9-98; Alma (6) vs. Chapman (7) (15 inn.), 5-15-2004.

HITS, BOTH TEAMS
32—Chapman (7) [13] vs. Alma (6) [19] (15 inn.), 5-15-2004.

DOUBLES
8—Methodist (7) vs. N.C. Wesleyan (13), 5-14-99.

TRIPLES
3—TCNJ (10) vs. Wilkes (2), 5-14-82; Wis.-Whitewater (5) vs. Aurora (2), 5-11-85; Benedictine (Ill.) (5) vs. Rowan (4), 5-22-93; Benedictine (Ill.) (7) vs. Washington-St. Louis (0), 5-10-2002.

HOME RUNS
5—TCNJ (18) vs. Kean (1) (five inn.), 5-12-95; St. Thomas (Minn.) (15) vs. Concordia (Wis.) (2) (five inn.), 5-11-2006.

TOTAL BASES
36—TCNJ (18) vs. Kean (1) (five inn.), 5-12-95.

TOTAL BASES, BOTH TEAMS
41—St. Thomas (Minn.) (15) [35] vs. Concordia (Wis.) (2) [6] (five inn.), 5-11-2006.

STOLEN BASES
9—Central (Iowa) (1) vs. St. Mary's (Minn.) (0), 5-9-97.

Fielding

ERRORS
8—Buena Vista (11) vs. Cal Lutheran (8), 5-7-98.

ERRORS, BOTH TEAMS
12—Buena Vista (11) [8] vs. Cal Lutheran (8) [4], 5-7-98.

DOUBLE PLAYS
3—Montclair St. (3) vs. Rowan (9), 5-13-94; Wis.-River Falls (2) vs. Simpson (0), 5-13-94; Buena Vista (3) vs. Simpson (2) (13 inn.), 5-14-95; Tufts (5) vs. Amherst (4), 5-10-99; King's (Pa.) (0) vs. Ithaca (2), 5-10-2002; Wis.-Superior (7) vs. Clarke (3), 5-8-2004; Muskingum (9) vs. Ithaca (1), 5-21-2006.

DOUBLE PLAYS, BOTH TEAMS
3—By several teams.

The NCAA salutes the more than

380,000 student-athletes

participating in **23 sports** at

more than **1,200** member institutions