




Photo by Jamie Schwaberow/NCAA Photos

Brad Cresse overcame a slump at the plate to drive in the title-winning run for LSU June 17. The catcher's single to left field scored team-mate Ryan Theriot, giving LSU a 6-5 win over Stanford.

Baseball

DIVISION I



2000 Championship

Highlights

Tigers End Dream Season with Fifth Title: LSU catcher Brad Cresse drilled a single to left field off of Stanford's Justin Wayne in the bottom of the ninth, plating Ryan Theriot from second base, giving the Tigers a 6-5 win and their fifth College World Series championship since 1991.

Cresse was mired in a miserable College World Series before his final at-bat. The senior was 1-for-12 in the CWS prior to his game-winning single.

Trey Hodges pitched four scoreless innings for his second win of the tournament. Hodges, who retired 10 of the 11 batters he faced, also picked up a save and was selected as the most outstanding player of the College World Series.

Wayne gave up four hits and four runs in relief of starter Jason Young. Wayne started the fifth inning and seven of his first nine outs were strikeouts, four looking. The Tigers' normally strong offensive game seemed to be silent.

But LSU (52-17) tied it in the eighth inning with two home runs, setting up Cresse's dramatics. Stanford (50-16) had been undefeated in CWS championship games. The Cardinal looked to make it 3-0 in title games and claim their first championship since 1988 with an early lead.

All-Tournament Team: LSU pitcher Trey Hodges won two games and was named the tournament's most outstanding player. Other members of the team were: C—Beau Craig, Southern California; 1B—Craig Thompson, Stanford; 2B—Mike Fontenot, LSU; SS—Ryan Theriot, LSU; 3B—Blair Barbier, LSU; O—Steven Feehan, La.-Lafayette; O—Edmund Muth, Stanford; O—Joe Borchard, Stanford; DH—Brad Hawpe, LSU; P—Jon McDonald, Florida St.

TEAM STANDINGS

	W	L	AB	R	H	BA	E	DP	FA	IP	R	ER	ERA
LSU.....	4	0	133	35	40	.301	2	3	.987	36.0	17	17	4.25
Stanford.....	3	1	146	40	49	.336	3	2	.978	35.0	23	23	5.91
Florida St.....	2	2	134	16	36	.269	4	4	.975	35.0	16	13	3.34
La.-Lafayette.....	2	2	137	24	38	.277	8	3	.946	34.0	32	19	5.03
Southern California.....	1	2	99	12	27	.273	4	3	.965	26.2	17	17	5.74
Clemson.....	1	2	102	18	26	.255	5	2	.957	26.1	21	18	6.15
San Jose St.....	0	2	67	9	16	.239	5	2	.932	16.0	16	9	5.06
Texas.....	0	2	66	7	14	.212	2	2	.975	17.0	19	18	9.53

BATTING LEADERS

(Minimum 15 at-bats)

	AVG	G	AB	R	H	RBI	2B	3B	HR	SB
Marshall McDougall, Florida St.....	.438*	4	16	4	7	2	2	0	2	0
Craig Thompson, Stanford.....	.421	4	19*	4	8*	8	2	0	1	0
Ryan Barthelemy, Florida St.....	.412	4	17	5	7	5	0	0	3	0
Brad Hawpe, LSU.....	.400	4	15	6	6	9*	1	0	3	0
Ryan Theriot, LSU.....	.368	4	19*	6	7	4	1	0	0	1
Chris O'Riordan, Stanford.....	.353	4	17	4	6	3	1	0	0	0
Danny Massiatte, La.-Lafayette.....	.333	4	15	2	5	2	0	0	1	0
Patrick Boyd, Clemson.....	.333	3	15	2	5	3	2	0	1	0
John Gall, Stanford.....	.312	4	16	2	5	2	1	0	0	1
John-Ford Griffin, Florida St.....	.294	4	17	1	5	3	0	0	1	0
Steven Feehan, La.-Lafayette.....	.294	4	17	4	5	5	1	0	1	3*
Andy Topham, Stanford.....	.294	4	17	4	5	4	0	0	1	1

Departmental leaders: R-6, Five tied; RBI-9, Edmund Muth, Stanford; 2B-4, Khalil Greene, Clemson; 3B-1, Arik Van Zandt, Stanford and Brian Stream, San Jose St.; HR-4, Muth, Stanford; SB-3, Nathan Nelson, La.-Lafayette.

PITCHING LEADERS

(Minimum eight innings pitched)

	W	L	SV	ERA	G	CG	IP	H	R	ER	BB	SO
Jon McDonald, Florida St.....	1	0	0	0.87	2	1	10.1	5	3	1	4	7
Mike Ziegler, Florida St.....	1	0	0	1.00	1	1	9.0	5	2	1	0	5
Trey Hodges, LSU.....	2	0	1	1.69	3	0	10.2	6	2	2	2	8
Justin Gabriel, La.-Lafayette.....	0	1	0	3.60	2	0	10.0	7	8	4	11	4
Justin Wayne, Stanford.....	1	1	0	4.63	2	0	11.2	12	6	6	5	8

Results

REGIONALS

AT COLUMBIA, SOUTH CAROLINA

MAY 26

Liberty..... 002 011 000—4 7 2
 South Carolina..... 200 002 20x—6 7 4
 Dan Valentin, Jason Suitt (7); Kip Bouknight, Scott Barber (8). HR—Chris Plummer (South Carolina). W—Bouknight. L—Valentin.

Seton Hall..... 002 010 000—3 9 3
 Wake Forest..... 312 011 00x—8 12 0
 Damon Ponce De Leon, Shawn Tarkington (3), Scott Zadina (7); Scott Siemon, David Bush (8). HR—Cory Sullivan (Wake Forest). W—Siemon. L—Ponce De Leon.

MAY 27

Seton Hall..... 001 000 100— 2 8 2
 Liberty..... 115 030 00x—10 14 2
 BJ Benik, Brett Hoffmann (6), Isaac Pavlik (8); Brian Adams. HR—Joey Monahan (Liberty). W—Adams. L—Benik.

Wake Forest..... 000 001 000—1 7 3
 South Carolina..... 100 004 10x—6 8 1
 Eric Schmitt, Ryan Braun (7); Peter Bauer. HR—Drew Meyer (South Carolina), Brennan Dees (South Carolina), Tripp Kelly (South Carolina). W—Bauer. L—Schmitt.

Liberty..... 020 000 000—2 9 1
 Wake Forest..... 010 030 00x—4 0 1
 Jason Suitt, Darren Adams (5), Alex Dooley (7), Brian Harrell (8); Matt Briggs, David Bush (7). W—Briggs, L—Suitt.

MAY 28

South Carolina..... 002 030 300—8 11 2
 Wake Forest..... 120 001 000—4 7 3
 Scott Barber, Danny Borrell, Ryan Braun (7), David Bush (7). HR—Brandon Pack (South Carolina), Marcos Rios (South Carolina), Marcus McBeth (South Carolina), Cory Sullivan (Wake Forest), Ryan Johnson (Wake Forest). W—Baber. L—Borrell.

AT LAFAYETTE, LOUISIANA

MAY 26

Marist..... 020 100 000— 3 13 4
 East Carolina..... 200 401 50x—12 15 1
 Kevin Ool, Vin Roma (5), Tim Bittner (7), Andrew Lobb (8); Sam Narron, Will Brinson (8), Kieran Mattison (9). W—Narron. L—Ool.

McNeese St..... 203 000 000— 5 8 2
 La-Lafayette..... 000 131 15x—11 12 1
 Chris Howay, Patrick Stark (6), Jarrod Portie (8); Justin Gabriel, Gordon O'Brien (7). HR—Tommy Clark (La-Lafayette). W—O'Brien. L—Stark.

MAY 27

McNeese St..... 010 010 012—5 8 5
 Marist..... 011 101 101—6 10 2
 Chet Medlock, Jared Gotheaux (6); Ken Catino, Tim Bittner (9), Brian Coughlin (9). HR—Tim Bittner. W—Coughlin. L—Gotheaux.

East Carolina..... 003 000 000—3 10 2
 La-Lafayette..... 010 030 10x—5 8 2
 Foye Minton; Nick Webb, Andy Gros (4). HR—Danny Massiatte (La-Lafayette). W—Gros. L—Minton.

Marist..... 000 403 000 00—7 13 2
 East Carolina..... 111 000 040 01—8 15 3
 Ryan Kondratowicz, Brian Coughlin (8), Kevin Ool (8), Vin Roma (10); Scott Greene, Jason Tourangeau (6), Cory Scott (9). HR—Anthony Bocchino (Marist), Lee Delfino (East Carolina). W—Scott. L—Roma.

MAY 28

La-Lafayette..... 204 200 000—8 12 3
 East Carolina..... 300 010 010—5 10 1
 Scott Dohmann, Brian Babin (8), Trey Bullinger (9); Jeremy Schumacher, Davey Penny (4). HR—Ryan Gill (La-Lafayette), Tommy Clark (La-Lafayette). W—Dohmann. L—Schumacher.

AT MINNEAPOLIS, MINNESOTA

MAY 26

Butler..... 001 000 000—1 4 2
 Nebraska..... 100 001 00x—2 10 2
 Wes Hoane, Neal Walther (7); Shane Komine, Thom Ott

(8). W—Komin. L—Hoane.

Wichita St..... 102 000 310— 7 10 1
 Minnesota..... 203 030 20x—10 12 3
 Brandon Sloan, Mike Dennison (5), Tymber Lee (7); Mike Kobow, Bob Dewitt (9). W—Kobow. L—Sloan.

MAY 28

Wichita St..... 003 013 701—15 14 1
 Butler..... 010 040 000— 5 8 5
 Adam Peterson, Justin Maureau (5), John Tetuan (8), Marc Neubauer (9); Aaron Phillips, Pat Neshek (6), Neal Walther (6), Todd Witherow (7), Andrew Williams (7). W—Maureau. L—Neshek.

Minnesota..... 000 000 010—1 3 1
 Nebraska..... 011 200 00x—4 11 0
 Ben Birk, Vince Gangl (6); Trevor Bullock. HR—Jason Kennedy (Minnesota), Matt Hopper (Nebraska). W—Bullock. L—Birk.

Minnesota..... 000 001 000—1 9 3
 Wichita St..... 200 100 20x—5 13 0
 Chadd Clarey, Vince Gangl (4), Bob DeWitt (6), Brandon Keizerow (7); Ben Keiter, Greg Bauer (8). HR—Koyie Hill (Witcha St.). W—Keiter. L—Clarey.

MAY 29

Nebraska..... 400 100 102—8 12 1
 Wichita St..... 000 000 001—1 8 3
 Jamie Rodrigue, Thom Ott (9); Rueben Kerbs, Brandon Sloan (1), Justin Maureau (6), Mike Dennison (9). HR—Matt Hopper (Nebraska), Dan Johnson (Nebraska). W—Rodrigue. L—Kerbs.

AT PALO ALTO, CALIFORNIA

MAY 26

Fresno St..... 000 010 000—1 5 2
 Stanford..... 001 010 21x—5 13 0
 Shawn Hannah, Hans Smith (7); Jason Young. W—Young. L—Hannah.

Nevada..... 000 110 000—2 6 1
 Alabama..... 000 034 01x—8 12 0
 Chad Qualle; Scott Murphy. HR—Ryan Church (Nevada), Darren Wood (Alabama), Jeremy Brown (Alabama), Ben King (Alabama). W—Murphy. L—Qualle.

MAY 27

Nevada..... 421 110 400—13 17 1
 Fresno St..... 002 000 120—5 9 0
 Darrell Rasner, George Moran (6), Jay Kenny (8); Tom Graham, Mike Hernandez (1), Beau Hintz (3), Nick Moran (7), Zach Minor (7), J.J. Durmanich (9). W—Rasner. L—Graham.

Stanford..... 000 102 005—8 15 2
 Alabama..... 000 006 000—6 10 5
 Justin Wayne; Lance Cormier, Bryce Heath (8), Jeremy Vaughn (9). HR—Joe Borchard (Stanford), Scott McClanahan (Alabama). W—Wayne. L—Heath.

Alabama..... 000 004 020—6 6 3
 Nevada..... 014 000 000—5 10 1
 Jeremy Vaughn, Jonathan Blankenship (3); Matthew Rainer, Bryan Schultz (8). W—Blankenship. L—Rainer.

MAY 28

Alabama..... 340 300 004—14 10 0
 Stanford..... 002 000 700— 9 10 1
 Jason Gingrich, James Carroll (7), Michael Rainwater (7), Scott Murphy (7); Tim Cunningham, Mike Gosling, Mike Wodnicki (4). HR—Brent Boyd (Alabama), Sam Bozanich (Alabama), Jeremy Brown (Alabama). W—Gingrich, L—Cunningham.

Stanford..... 430 300 600—16 20 0
 Alabama..... 002 011 020— 6 10 4
 Brian Sager, Jeff Brukech (7); Jeremy Vaughn, Johnathan Blankenship (1), Bryce Heath (2), Michael Rainwater (3), Kevin Schomae (7), Ben King (9). HR—Joh Gall (Stanford). W—Sager. L—Vaughn.

AT HOUSTON, TEXAS

MAY 26

Princeton..... 130 000 200—6 10 2
 Houston..... 000 002 311—7 9 1
 Chris Young, David Boehle (7); Kyle Crowell, Nick Torina (2), Matt Hopper (7), Greg Runser (9). HR—J.P. Woodward (Houston). W—Runser. L—Boehle.

Texas Tech..... 000 110 000—2 9 2
 Rice..... 200 011 01x—5 11 0
 Kevin Tracey; Kenny Baugh. HR—Eric Arnold (Rice), Jason Gray (Rice). W—Baugh. L—Tracey.

MAY 27

Texas Tech..... 002 005 300—10 10 0
 Princeton..... 000 000 001— 1 6 0
 Cory Metzler; Jason Quintana, Tom Rowland (6), Ryan Quillian (8). HR—Cory Sellars (Texas Tech), Shaun Larkins (Texas Tech). W—Metzler. L—Quintana.

Rice..... 000 100 010—2 6 0
 Houston..... 100 120 10x—5 3 0
 Marc Gwyn, Jesse Roman (5), Philip Barzilla (7), Jayme Sperring (8); Shane Nance, Greg Runser (8). HR—Mitch Ackel (Rice), Aason Melebeck (Houston). W—Nance. L—Gwyn.

Rice..... 402 010 040—11 15 3
 Texas Tech..... 103 000 000— 4 6 3
 Jon Skaggs; Blake McGinley, Steve Rowe (8), Clancy Fossum (8). HR—Scott Holzhauser (Texas Tech), Marco Cunningham (Texas Tech). W—Skaggs, L—McGinley.

MAY 28

Houston..... 000 003 010—4 8 2
 Rice..... 000 104 00x—5 10 0
 Duncan McAdoo, Nick Torina (6), Nathan Mitchell (8); Jonathan Gonzalez, Philip Barzilla (6). W—Barzilla. L—McAdoo.

Houston..... 020 204 001—9 7 2
 Rice..... 000 202 100—5 11 1
 Kyle Crowell, Greg Runser (7); Tony Adler, Jesse Roman (4), Jayme Sperring (6), Steven Herce (7), David Humen (8), Philip Barzilla (8), Marc Gwyn (9). HR—Sean Allen (Houston), Aaron Melebeck (Houston), Jesse Roman (Rice). W—Crowell. L—Adler.

AT WACO, TEXAS

MAY 26

Southwest Tex. St..... 000 010 032—6 14 2
 Baylor..... 000 000 000—0 7 0
 Blake Williams; Chad Hawkins, Justin Taylor (7), Scott Lehnhoff (9). W—Williams. L—Hawkins.

San Jose St..... 001 111 000—4 7 1
 Florida..... 000 000 001—1 4 1
 Chris Key; Mike Smalley, Jay Belflower (5). HR—Adam Shorsher (San Jose St.). W—Key. L—Smalley.

MAY 27

Florida..... 112 110 400—10 9 0
 Baylor..... 010 000 000— 1 7 1
 Jeff Cardozo; Kyle Evans, Kyle Edens (7), Jared Theodorakos (8). JR—Kurt Keene (Florida), Tony Socarras (Florida). W—Cardozo. L—Evans.

Southwest Tex. St..... 000 002 000—2 9 2
 San Jose St..... 210 011 00x—5 7 1
 Tim Wade, Chad Massengale (6); Joey Baker. W—Baker. L—Wade.

MAY 28

Florida..... 303 302 30—14 20 2
 Southwest Tex. St..... 000 000 000—0 5 2
 Joey Simon, K.O. Wiegandt (7); Jacob Casanova, Kyle Rutherford (2), Chad Massenfale (4), Garrett Sherrill (7). HR—Matt Siegel (Florida). W—Simon. L—Casanova.

San Jose St..... 002 040 100—7 11 0
 Florida..... 011 010 104—8 13 2
 Tim Adinolfi, Chris Key (9) and Adam Shorsher. Eddie Rojas, Jay Belflower (5) and Tony Socarras. HR—Mark Kiger (Florida), Tim Olson (Florida), Kevin Estrada (Florida). W—Belflower. L—Key.

MAY 29

Florida..... 000 001 000—1 5 1
 San Jose St..... 210 000 00x—3 7 0
 Mike Smalley, Kenny Birch (5); Jared Sandler. W—Sandler. L—Smalley.

AT STARKVILLE, MISSISSIPPI

MAY 26

South Ala..... 002 000 000—2 4 1
 Mississippi St..... 010 210 14x—9 14 3
 Daniel Head, Joe Long (7), Will Conway (8); Kevin Donovan. W—Donovan. L—Head.

Notre Dame..... 200 001 050—8 14 1
 Tulane..... 000 103 000—4 5 3
 Aaron Heilman, Matt Buchmeier (7); Jared Berkowitz, Brandon Belanger (8). HR—Jake Gautreau. W—Buchmeier. L—Berkowitz.

MAY 27

Tulane..... 000 003 010—4 9 0
 South Ala..... 200 000 010—3 9 2
 Henry Bonilla; Layne Meyer, Joe Long (6). W—Bonilla. L—Meyer.

Mississippi St. 230 201 000—8 14 1
 Notre Dame 000 001 000—1 4 2
 Mark Freed; Scott Cavey, Drew Duff (6). W—Freed. L—Cavey.
 Notre Dame 000 001 441—10 13 3
 Tulane 320 001 000—6 10 1
 J.P. Gagne, Matt Laird (3), John Corbin (5); Dan O'Gara, Nick Bourgeois (7), Brandon Belanger (8). HR—James Jurrjes. W—Corbin. L—Bourgeois.

MAY 28
 Mississippi St. 000 000 000—0 3 2
 Notre Dame 022 020 01x—7 11 0
 Joey Colums, Chris Young (3), Justin Estel (6), Ryan Carol (8); Danny Tamayo HR—Paul O'Toole (Notre Dame). W—Tamayo. L—Collums.

Notre Dame 010 210 212—9 15 1
 Mississippi St. 111 310 021—10 17 1
 J.P. Gagne, Matt Buchmeier (2), Scott Cavey (6), John Corbin (9); Jeff Hunter, Adam Larson (7), Steven Dowe (8), Kevin Donovan (8). HR—Jeff Felker (Notre Dame), Travis Chapman (Mississippi St.), Jon Knott (Mississippi St.), Ty Martin (Mississippi St.). W—Donovan. L—Corbin.

AT CLEMSON, SOUTH CAROLINA

MAY 26
 Middle Tenn. St. 000 000 000—0 4 0
 Clemson 000 110 11x—4 9 0
 Jeff Parson, Kyle Sparkman (8); Ryan Motfl. HR—Jeff Baker (Clemson). W—Motfl. L—Parsons.

Illinois 000 000 012—3 8 1
 Old Dominion 010 000 000—1 7 3
 Jason Anderson; Shawn Weaver. W—Anderson. L—Weaver.

MAY 27
 Old Dominion 010 000 121—5 11 1
 Middle Tenn. St. 020 020 011—6 11 1
 J.D. Jackson, Brian Ross (9); Dewon Brazelton, Kevin Davis (8), Brad Howard (9). HR—Joe Troilo (Old Dominion), Bryan Peck (Middle Tenn. St.). W—Howard. L—Ross.

Clemson 120 000 150—9 6 2
 Illinois 101 000 100—3 7 3
 Scott Berney, Kevin Lynn (4); Andy Dickinson, Joe Sprengard (8), Kevin Arft (9), Tom Trayser (9). W—Lynn. L—Dickinson.

Middle Tenn. St. 000 000 040—4 9 2
 Illinois 000 110 010—3 5 0
 Kris Lammers, Kevin Davis (8), Brad Howard (9); Ryan Kvasnicka, Joe Sprengard (8). HR—Joe Parenti (Illinois), Craig Marquie (Illinois). W—Lammers. L—Kvasnicka.

MAY 28
 Clemson 121 155 600—21 24 1
 Middle Tenn. St. 300 000 000—3 10 3
 Jarrod Schmidt, Steve Reba (7), Matt Additon (8), Nick Glaser (9); Jamie Powers, Kyle Sparkman (2), Brad Howard (5), Jeremy Armstrong (5), Matthew Griffith (7), Brett Allen (7), Jason Roberts (9). W—Schmidt. L—Sparkman.

AT BATON ROUGE, LOUISIANA

MAY 26
 Jackson St. 000 100 000—1 8 4
 LSU 224 431 12x—19 21 0
 Lavon Lane, Adrian Jones (4), Anthony Pearson (5), Elliott Conner (8); Ben Saxon. HR—Elvis Nelson (Jackson St.), Brad Cresse (LSU), Mike Fontenot (LSU), Wally Pontiff (LSU), Jeremy Witten (LSU). W—Saxon. L—Lane.

La.-Monroe 202 012 001—8 13 2
 New Orleans 002 001 000—3 5 3
 Kenny Holubec; Scott Tranchina, Kevin Uhles (6). HR—Ted White. W—Holubec. L—Tranchina.

MAY 27
 New Orleans 128 056 200—24 23 0
 Jackson St. 112 300 200—9 14 4
 Jason Armstrong, Ryan Woodward (4), Jim Plaisance (9); Otis Seaberry, John Jobe (5), Kareem Smith (6), Dewan Day (7). HR—Steve Rowell (New Orleans), Matt Matejcek (New Orleans), D.J. Jones (Jackson St.). W—Woodward. L—Seaberry.

LSU 20(14) 410 000—21 19 1
 La.-Monroe 000 000 000—0 7 0
 Brian Tallett, Billy Brian (7); Mike Wombacher, Brian Schriener (3), Ian Giammanco (3), Herschel Stoner (7). HR—Brad Cresse. W—Tallett. L—Wombacher.

La.-Monroe 010 023 022—10 16 1
 New Orleans 100 030 000—4 7 1
 Kevin Orga; Rory Shanks, Beaux (7), Ryan Lousteau (9). HR—Ted White (La.-Monroe), Jesse Hoorelbeke (La.-Monroe), Sammy Cooper (New Orleans). W—Orga. L—Shanks.

MAY 28
 LSU 000 003 101—5 9 1
 La.-Monroe 000 003 000—3 9 0
 Hunter Gomez, Shane Youman (6), Weylin Guidry (9); Caleb McConnell, Michael Durham (6). HR—Brad Hawpe. W—Youman. L—Durham.

AT OKLAHOMA CITY, OKLAHOMA

MAY 26
 Delaware 006 015 000—12 12 1
 UCLA 101 412 103—13 20 6
 Rich McGuire, Jason Vincent (6), Vic Sage (9). Rob Henkel, Kevin Jerkens (6), Bobby Roe (6). HR—Steve Harden (Delaware), Chase Utley (UCLA), Garrett Atkins (UCLA), Forrest Johnson (UCLA). W—Roe. L—Sage.

Oral Roberts 001 000 040 00—5 10 1
 Oklahoma 001 101 002 01—6 13 2
 Mike Rose, Riley Stephens (6), Stockton Davis (8), Jackson Harkert (10); Evan Grusel, Jeff Bajenaru (8), Rocky Cherry (9), Austin Coose (11). HR—Brian Hickman (Oral Roberts) W—Coose. L—Harkert.

MAY 27
 Delaware 000 010 001—2 9 3
 Oral Roberts 101 200 00x—4 7 0
 Dave Mullin; Jordan Gerk, Jackson Harkert (9). W—Gerk. L—Mullin. S—Harkert.

Oklahoma 010 000 040—5 8 2
 UCLA 500 000 14x—10 13 1
 Logan Cuellar, Rocky Cherry (1), Austin Coose (9); Josh Karp, Ryan Carter (8), Jon Brandt (8). HR—Chase Utley. W—Karp. L—Cuellar.

Oral Roberts 002 120 020—7 16 4
 Oklahoma 060 300 00x—9 7 3
 Trevor Leu, Riley Stephens (2), Andrew Sanderson (3), Stockton Davis (4); Michael Bradbury, Austin Coose (6), Jeff Bajenaru (9). W—Bradbury. L—Leu. S—Bajenaru.

MAY 28
 UCLA 016 000 220—11 15 2
 Oklahoma 200 010 000—3 5 5
 Ryan Carter, Jon Brandt (9); Austin Mix, Brandon Hankins (8), Jeff Wgington (9). W—Carter. L—Mix.

AT MONTCLAIR, NEW JERSEY

MAY 26
 Army 000 200 010—3 6 1
 Rutgers 012 010 00x—4 8 3
 Matt Cini; Bob Brownlie, Tom Crohan (8), Eric Brown (8). W—Brownlie, L—Cini.

Penn St. 001 020 020—5 7 1
 North Carolina 005 302 04x—14 19 2
 McCall, Watson (3), Cunningham (4), Dillon (6), Kunkle (8); Ryan Snare, Scott Autrey (8), Derrick DePriest (8). W—Snare. L—McCall.

MAY 27
 Penn St. 002 100 000—3 6 2
 Army 010 000 000—1 6 0
 Yodis; Buck Adams. W—Yodis. L—Adams.
 North Carolina 100 000 422—9 17 2
 Rutgers 000 012 000—3 8 1
 Chris Elmore, Derrick DePriest (6); Buddy Gallagher, Eric Brown (8), Tom Crohan (9), Jeff Pierce (9). W—DePriest. L—Gallagher.

Rutgers 000 100 220—5 14 1
 Penn St. 101 100 30x—6 9 2
 Jim Wilson, Tom Crohan (5), Barry Walsh (7); Goebeler, Russo (7), Watson (8). W—Russo. L—Wilson.

MAY 28
 North Carolina 101 201 000—5 6 5
 Penn St. 011 030 10x—6 13 2
 Eric Henderson, Ryan Earey (5); Nash, Damiano (6). W—Damiano. L—Earey.

Penn St. 100 006 111—10 12 1
 North Carolina 000 011 010—3 7 1
 Damiano, Watson (6), Russo (7); Derrick DePriest, Ryan Snare (6), Scott Autrey (8), Jay Madeira (8), B.J. Finnerty (9). HR—Hamilton (Penn St.), Earey (North Carolina), Sean Farrell (North Carolina). W—Damiano. L—DePriest.

AT TEMPE, ARIZONA

MAY 26
 Miami (Ohio) 010 110 004—7 7 1
 Arizona St. 712 301 01x—15 15 1
 Nathan Tekavec, Jay Harper (2), Tim Wagner (4), Shawn Landis (7), Judd Richardson (8), Corey Kirkpatrick (9); Jon Switzer, Luke Field (4), Will Waldrip (5), Robby Milner (9). HR—Casey Myers (Arizona St.), Mitch Jones (Arizona St.). W—Waldrip. L—Tekavec.

Creighton 000 110 002—4 9 0
 Texas 111 001 01x—58 10 2
 Dan Gooris, Chris Ringleb(7), Steve Neneman (8), Joe Humay (8); D.J. Jones, Charles Thames (8). HR—Eric Brown (Creighton). W—Jones. L—Gooris. S—Thames.

MAY 27
 Miami (Ohio) 101 000 400—6 7 1
 Creighton 000 200 100—3 8 4
 Chris Leonard, Billy Kieninger (8); Cory Slining, Steve Neneman (7), Chris Ringleb (7). W—Leonard. L—Slining.

Arizona St. 000 120 000—3 9 1
 Texas 000 010 000—1 9 0
 Jason Fingers, Franco Pezely (6), Eric Doble (9); Beau Hale. HR—Tommy Nicholson (Texas). W—Fingers. L—Hale.

Texas 014 110 022—11 18 0
 Miami (Ohio) 000 000 001—1 4 4
 Ray Clark; Russ Bayer, Billy Kieninger (7), Tim Wagner (8). HR—Tom Yost. W—Clark. L—Bayer.

MAY 28
 Texas 003 020 100—6 14 1
 Arizona St. 002 000 101—4 7 2
 Phil Seibel, Charlie Thames (7); Jered Liebeck, Franco Pezely (5), Ty Johnson (7). W—Seibel. L—Liebeck.

Arizona St. 101 010 013—7 12 2
 Texas 205 001 01x—9 13 0
 Jon Switzer, Eric Doble (3); Ryan France, Eric Tomlison (5), Charlie Thames (9), Beau Hale (9). HR—Casey Myers (Arizona St.), Ryan Hebele (Texas). W—Tomlison. L—Switzer. S—Hale.

AT CORAL GABLES, FLORIDA

MAY 26
 Wagner 012 000 200—5 11 2
 Miami (Fla.) 604 014 22x—19 21 1
 Justin Lucas, Chris Pariseau (3), John Gregg (8); Kiki Bengochea, Dan Smith (9). HR—Danny Matienzo [Miami (Fla.)], Manny Crespo [Miami (Fla.)], Kevin Brown [Miami (Fla.)]. W—Bengochea. L—Lucas.

Florida Int'l 004 000 020—6 10 2
 Fla. Atlantic 100 152 05x—14 15 1
 William Collazo, Gregory Birch (7); Peterson Benjamin, Nick Mattioni (9). HR—Gus Alfonso (Florida Int'l), John Edward Raffo (Fla. Atlantic), Tommy Murphy (Fla. Atlantic), Anthony Mongelluzzo (Fla. Atlantic). W—Benjamin. L—Collazo.

MAY 27
 Wagner 000 000 001—1 6 2
 Florida Int'l 621 000 10x—10 11 0
 Coppola, Windstein (8); Zervas. W—Zervas. L—Coppola.

Fla. Atlantic 122 000 000—5 8 1
 Miami (Fla.) 302 222 00x—11 10 1
 Cali, Eubanks (5), Mattioni (6), Hassen (9); Gil. W—Gil. L—Cali.

Florida Int'l 100 104 001—7 18 0
 Fla. Atlantic 000 000 000—0 3 3
 Jerry Courtney; Danny Core, Greg Eubanks (6). W—Courtney. L—Core.

MAY 28
 Miami (Fla.) 430 300 040—14 13 0
 Florida Int'l 000 200 020—4 8 1
 Brian Walker, Luke DeBold (98), Tom Farmer (9); Peter Kocur, Gilbert Landestoy (1), William Collazo (3), Osvaldo Lugo (8), David Mitterer (8), Stephen King (9). HR—Mike Rodrigues [Miami (Fla.)], Danny Matienzo [Miami (Fla.)], Charlton Jimerson [Miami (Fla.)], Gus Alfonso (Florida Int'l), Todd Sherbinsky (Florida Int'l). W—Walker. L—Kocur.

AT TALLAHASSEE, FLORIDA

MAY 26
 Bethune-Cookman 000 101 100—3 6 3
 Florida St. 001 041 00x—6 4 1
 Mark Woodyard, Brook Jerue (7); Blair Carnes, Nick

Whidden (6). HR—Jeanle Nunez (Bethune-Cookman), John Halliday (Florida St.). W—Varnes. L—Woodyard. S—Whidden.

Evansville..... 000 000 100—1 4 2
UCF..... 001 300 00x—4 10 0
Vince Scrafani, Willie Glen (7); Casey Kennedy. W—Kennedy. L—Scrafani.

MAY 27

Bethune-Cookman..... 030 010 100—5 7 0
Evansville..... 000 000 303—6 14 3
Seth Jerue, Elgin Graham (7), Brook Jerue (8); Ryan Miller, Preston Larrison (6). W—Larrison. L—B. Jerue.

Florida St. 011 000 402—8 11 2
UCF..... 000 022 23x—9 14 0
Mike Ziegler, Daniel Hodges (6), Mike DiBlasi (7); Justin Pope, Jason Arnold (7). HR—John-Ford Griffin (Florida St.). W—Arnold. L—DiBlasi.

Evansville..... 200 000 000—2 6 3
Florida St. 203 301 02x—11 16 0
Preston Larrison, Willie Glen (4), Steve Obenchain (7); Matt Lynch, Eric Rowan (9). HR—Vince Scrafani (Evansville), John-Ford Griffin (Florida St.), Scott Boyd (Florida St.). W—Lynch. L—Larrison.

MAY 28

UCF..... 000 001 000—1 2 1
Florida St. 000 010 23x—6 13 2
David Rankin, Zach Sutton (7), Clint Wells (8), C. Youngberg (8); Jon McDonald. W—McDonald. L—Rankin.

Florida St. 031 020 002—8 14 0
UCF..... 000 000 100—1 2 3
Robby Read; Jesse Marlo, Von David Stertzbach (3), Casey Kennedy (5), Jason Arnold (9). HR—Rich Wallace (Florida St.). W—Read. L—Marlo.

AT FULLERTON, CALIFORNIA

MAY 26

Virginia Tech..... 200 001 000—3 8 2
Southern California..... 031 200 11x—8 15 0
Jason Bush, Seth Bandy (4); Rik Currier, Tim Petke (9). HR—Kevin Bice (Virginia Tech), Seth Davidson (Southern California), Alberto Concepcion (Southern California). W—Currier. L—Bush.

Loyola Marymount..... 221 000 100—6 9 2
Cal St. Fullerton..... 000 201 001—4 9 3
Billy Traber; Adam Johnson. HR—David Maffei. W—Traber. L—Johnson.

MAY 27

Cal St. Fullerton..... 104 001 002—8 15 2
Virginia Tech..... 100 005 000—6 7 2
Nick Lovato, Sean Martin (6), Kirk Saarloos (7); Joe Saunder, Anthony Miller (8). HR—Chris Beck. W—Saarloos. L—Miller.

Southern California..... 002 102 035—13 18 1
Loyola Marymount..... 020 030 000—5 9 1
Mark Prior, Ronald Flores (8); Michael Schultz, Chris Gray (8), Mikae Gehrlein (9). W—Prior. L—Schultz.

Loyola Marymount..... 000 001 010—2 4 1
Cal St. Fullerton..... 102 011 00x—5 12 1
Ben Bonilla; Ronnie Corona, Kirk Saarloos (9). W—Corona. L—Bonilla.

MAY 28

Cal St. Fullerton..... 011 000 100—3 12 0
Southern California..... 003 301 01x—8 14 1
Jon Smith, Matt Sorensen (4), Kirk Saarloos (7); Anthony Reyes, Ronald Flores (6). HR—Josh Persell (Southern California), Abel Montanez (Southern California). W—Reyes. L—Smith.

AT ATLANTA, GEORGIA

MAY 26

Ga. Southern..... 301 000 221—9 15 3
Georgia Tech..... 231 140 00x—11 14 2
David Ray, Philip Roland (6), Jason Cadenhead (8); Rhett Parrott, Andy Mitchell (8), Jeff Watchko (9). HR—Jason Basil (Georgia Tech). W—Parrott. L—Ray. S—Watchko.

Stetson..... 010 030 221—9 15 1
Auburn..... 001 030 001—5 12 2
Lenny DiNardo, Andy Wilson (9); Chris Bootcheck, Brandon Mayfield (8), Brent Speigner (9). HR—Frank Corr (Stetson), Hayden Gliemmo (Auburn). W—DiNardo. L—Bootcheck.

MAY 27

Auburn..... 301 200 014—11 15 1
Ga. Southern..... 000 030 200—5 8 3
Levale Speigner, Brandon Mayfield (7), Colter Bean (8); Brett Lewis, Jason Cadenhead (5), Daniel Wheeler (8). HR—Matt Easterday. W—Speigner. L—Lewis.

Georgia Tech..... 610 20(12) 003—24 25 2
Stetson..... 000 000 100—1 4 1
Cory Vance, Ronnie Robinson (8); Jason Oglesby, Chris Rogers (2), Brian Werthen (5), Roger Lincoln (5), Ricky Walker (9). HR—Davis Myers (Georgia Tech), Mark Teixeira (Georgia Tech), Jason Basil (Georgia Tech), Brad Stockton (Georgia Tech). W—Vance. L—Oglesby.

Stetson..... 202 221 301—13 18 2
Auburn..... 120 402 010—10 13 2
Charles Aulet, Andy Wilson (6); Hayden Gliemmo, Brent Speigner (5), Colter Bean (6). HR—Lee Bagley (Stetson), Mailton Kent (Auburn), Gabe Gross (Auburn). W—Wilson. L—Bean.

MAY 28

Georgia Tech..... 404 003 221—16 18 1
Stetson..... 000 223 130—11 14 1
Steve Kelly, Jeff Watchko (7); Jason Oglesby, Bryan Welch (3), Dan Maurer (8). HR—Mark Teixeira (Georgia Tech), Tyler Parker (Georgia Tech), Frank Corr (Stetson), Brook Stephens (Stetson). W—Kelly. L—Oglesby.

SUPER REGIONALS

AT COLUMBIA, SOUTH CAROLINA

JUNE 2

La-Lafayette..... 000 000 012—3 5 1
South Carolina..... 000 000 60x—6 8 1
Justin Gabriel, Gordon O'Brien (7) and Danny Massiatte; Kip Bouknight, Scott Barber (9) and Brandon Pack. W—Bouknight. L—Gabriel. S—Barber.

JUNE 4

South Carolina..... 100 000 000—1 4 2
La-Lafayette..... 202 300 00x—7 10 2
Peter Bauer, Jamie Poston (5), Matt Wilson (8) and Brandon Pack, Tim Whittaker; Andy Gros and Danny Massiatte. HR—Will Hawkins (La-Lafayette). W—Gros. L—Bauer.

JUNE 4

South Carolina..... 000 000 200—2 6 0
La-Lafayette..... 000 010 20x—3 8 2
Scott Barber and Brandon Pack; Scott Dohmann, Brian Babin, Gordon O'Brien and Danny Massiatte. HR—Tripp Kelly (South Carolina). W—Dohmann. L—Barber. S—O'Brien.

AT STANFORD, CALIFORNIA

JUNE 2

Nebraska..... 002 000 140—7 6 2
Stanford..... 100 000 101—3 8 4
Trevor Bullock, R.D. Spiels (3) and Justin Cowan; Jason Young, Ryan McCally (8), Dan Rich (8) and Damien Alvarado. HR—Craig Thompson (Stanford), Alvarado (Stanford). W—Spiels. L—Young.

JUNE 3

Stanford..... 010 002 202—7 8 1
Nebraska..... 001 000 000—1 6 4
Justin Wayne and Damien Alvarado; Shane Komine, Brian Rodaway (8) and Justin Cowan. HR—Craig Thompson (Stanford). W—Wayne. L—Komine.

JUNE 4

Stanford..... 110 100 020—5 10 1
Nebraska..... 000 200 001—3 6 1
Brian Sager, Jeff Bruksch (8) and Damien Alvarado; Jamie Rodrigue, Chad Wiles (4), Thom Ott (8). HR—Edmund Muth (Stanford), Justin Cowan (Nebraska). W—Sager. L—Rodrigue. S—Bruksch.

AT HOUSTON, TEXAS

JUNE 2

San Jose St. 003 100 001—5 10 1
Houston..... 000 002 010—3 8 1
Chris Key, Tim Adinolfi (8) and Adam Shorsher; Shane Nance, Matt Hopper (8), Nick Torina (8), Greg Runser (9) and Jarrod Bitter. HR—Brandon Macchi (San Jose St.). W—Key. L—Nance. S—Adinolfi.

JUNE 3

Houston..... 001 001 000 000—03 5 18 0
San Jose St. 000 000 200 000—00 2 9 2

Kyle Crowell, Greg Runser (10) and Jarrod Bitter; Joey Baker, Chris Sherman (6), Jared Sandler (8) and Adam Shorsher. HR—Chris Wilken (Houston), Brandon Macchi (San Jose St.). W—Runser. L—Sandler.

AT HOUSTON, TEXAS

JUNE 4

San Jose St. 020 001 000—3
Houston..... 010 001 000—2
Tim Adinolfi, Chris Key (9) and Adam Shorsher; Duncan McAdoo, Robert Dieudonne (9) and Jarrod Bitter. HR—Rob Douglass (San Jose St.), John Fagan (San Jose St.), J.P. Woodward (Houston). W—Adinolfi. L—McAdoo.

AT CLEMSON, SOUTH CAROLINA

JUNE 2

Mississippi St. 040 000 000—4 4 1
Clemson..... 300 060 11x—11 14 1
Kevin Donovan, Chris Young (5), Josh Wooten (8) and Ryan McGrath; Ryan Mottl, Kevin Lynn (2) and Brian Ellis. W—Lynn. L—Donovan.

JUNE 3

Clemson..... 002 320 101—9 12 2
Mississippi St. 200 010 100—4 11 3
Scott Berney, Steve Reba (2), Mick Glaser (6) and Brian Ellis; Mark Freed, Justin Estel (4), Adam Larson (5), Steven Dowe (9) and Ryan McGrath. W—Reba. L—Freed. S—Glaser.

AT BATON ROUGE, LOUISIANA

JUNE 2

UCLA..... 000 000 200—2 2 2
LSU..... 102 030 20x—8 6 0
Rob Henkel, Bobby Roe (6), Scott Arrasmith (8) and Forrest Johnson; Brian Tallett, Weylin (8) and Brad Cresse. HR—Johnson (UCLA), Cresse (LSU). W—Tallett. L—Henkel.

JUNE 3

LSU..... 202 601 012—14 15 1
UCLA..... 000 500 210—8 10 4
Hunter Gomez, Billy Brian (4), Shane Youman (8), Weylin Guidry (9) and Brad Cresse; Josh Karp, Jon Brandt (4), Ryan Carter (8) and Forrest Johnson. HR—Chase Utley (UCLA), Randall Shelley (UCLA). W—Brian. L—Karp. S—Guidry.

AT AUSTIN, TEXAS

JUNE 2

Penn St. 000 110 001—3 10 3
Texas..... 203 000 11x—7 9 1
Peter Yodis, Scott Russo (3) and Chris Netwall; D.J. Jones, Ray Clark (5), Charlie Thames (9) and Sam Anderson. W—Clark. L—Yodis.

JUNE 3

Texas..... 330 010 201—10 13 0
Penn St. 000 000 000—0 3 1
Beau Hale and Ryan Hubele, Sam Anderson; Dan Goebeler, Kevin Damiano (4), Dan McCall (6), Mike Watson (9) and Chris Netwall, Joe Puliafico. HR—Clark Todd (Texas), Mike Pumo (Texas). W—Hale. L—Goebeler.

AT TALLAHASSEE, FLORIDA

JUNE 2

Miami (Fla.)..... 101 000 000—2 8 0
Florida St. 041 000 04x—9 13 0
David Gil, Tom Farmer (8) and DiRosa; Blair Varnes, Chris Ginn (8), Robby Lead (1), Matt Lynch (9) and McCaleb. HR—Ryan Barthelemy (Florida St.), Chris Griffin (Florida St.). W—Varnes. L—Gil.

JUNE 3

Florida St. 020 100 200—5 10 3
Miami (Fla.)..... 030 130 11x—7 9 0
Jon McDonald, Chris Whidden (4), Chris Ginn and McCaleb; Brian Walker, Luke DeBold (8), Ryan Channell (9) and DiRosa. HR—Pichi Balet (Florida St.), Karl Jernigan (Florida St.). W—Walker. L—McDonald. S—Channell.

JUNE 4

Miami (Fla.)..... 100 000 000—1 9 1
Florida St. 012 110 01x—6 10 0
Enrique Bengochea, Alex Prendes (4), Greg Lovelady (5), Tom Farmer (5) and DiRosa, Lovelady; Mike Ziegler and McCaleb. HR—Chris Smith (Florida St.). W—Ziegler. L—Bengochea.

AT ATLANTA, GEORGIA

JUNE 2

Southern California..... 100 202 020-7 11 1
Georgia Tech..... 020 000 000-2 10 0
Rik Currier, Ronald Flores (8) and Craig; Cory Vance, Jeff Watchko (8) and Prince. HR—Anthony Lunetta (Southern California), Josh Persell (Southern California), Jason Perry (Georgia Tech). W—Currier. L—Vance.

JUNE 3

Georgia Tech..... 000 000 003-3 7 1
Southern California..... 012 010 02x-6 11 2
Rhett Parrott, Phillip Perry (8) and Prince; Mark Prior, Ronald Flores (9) and Craig. HR—Rob Garibaldi (Southern California), Josh Persell (Southern California). W—Prior. L—Parrott.

COLLEGE WORLD SERIES

AT OMAHA, NEBRASKA

GAME NO. 1—JUNE 9

Table with columns AB, R, H, RBI, PO, A for San Jose St. and Clemson. Includes player names like Ryan Brucker, Brian Stream, Brandon Macchi, etc.

Table with columns AB, R, H, RBI, PO, A for San Jose St. and Clemson. Includes player names like Casey Stone, Patrick Boyd, Khalil Greene, etc.

San Jose St..... 011 310 000-6 11 4
Clemson..... 082 000 00x-10 10 1
E—Stream, Patchett, Key, Sherman, Baker. DP—San Jose St. 2, Clemson. LOB—San Jose St. 6, Clemson 4. 2B—Macchi, Tognetti, Fagan, Greene, Baker, Stream HR—Fagan, Boyd. SB—Stone. SH—Shorsher, LeCroy, Ellis.

Table with columns IP, H, R, ER, BB, SO for San Jose St. and Clemson. Includes player names like Key (Loser), Sherman, Sandler, Mottl (Winner), Reba (Save), PB—Shorsher.

GAME NO. 2—JUNE 9

Table with columns AB, R, H, RBI, PO, A for La-Lafayette and Stanford. Includes player names like Steven Feehan, Ryan Gill, Nathan Nelson, etc.

Table with columns AB, R, H, RBI, PO, A for La-Lafayette and Stanford. Includes player names like Craig Thompson, Eric Bruntlett, Edmund Muth, etc.

Table with columns AB, R, H, RBI, PO, A for Arik VanZandt, Damien Alvarado, Jason Young, Jeff Bruksch, TOTALS.

Table with columns AB, R, H, RBI, PO, A for La-Lafayette and Stanford. Includes player names like E—Haydel, Bruntlett. DP—La-Lafayette 2. LOB—La-Lafayette 5, Stanford 9. 2B—Thompson, Alvarado. HR—Nelson, Larry. Haydel, Muth, Borchard. SB—Gall. SH—Thompson.

Table with columns IP, H, R, ER, BB, SO for Gabriel (Loser), Gros, O'Brien, Babin, Bullinger, Young (Winner), Bruksch (Save), BK—Young, T—2:56, A—23,830, U—Burleson, Davis, Maners, Wiley.

GAME NO. 3—JUNE 10

Table with columns AB, R, H, RBI, PO, A for Southern California and Florida St. Includes player names like Seth Davidson, Rob Garibaldi, Justin Gemoll, etc.

Table with columns AB, R, H, RBI, PO, A for Florida St. Includes player names like Chris Smith, John-Ford Griffin, Marshall McDougall, etc.

Southern California..... 000 320 001-6 16 0
Florida St..... 011 001 010-4 9 0
DP—Southern California 2, Florida St. 1. LOB—Southern California 14, Florida St. 5. 2B—Davidson, Concepcion, McDougall. HR—Craig, Lunetta, Barthelemy 2. SB—Peavey. CS—Gemoll. SH—Persell, Barre 2. SF—Davidson.

Table with columns IP, H, R, ER, BB, SO for Currier (Winner), Flores, Varnes (Loser), Read, Hodges, McDonald, DiBlasi, WP—Flores, T—3:16, A—19,516, U—Mascorro, Maners, Wiley, Graham.

GAME NO. 4—JUNE 10

Table with columns AB, R, H, RBI, PO, A for Texas. Includes player names like Todd West, Tommy Nicholson, Ben Emond, etc.

Table with columns AB, R, H, RBI, PO, A for LSU. Includes player names like Ryan Theriot, Mike Fontenot, Brad Cresce, etc.

Texas..... 010 011 020-5 9 1
LSU..... 410 016 10x-13 14 1
E—West, Jorgensen. DP—LSU 1. LOB—Texas 5, LSU 7. 2B—Emond, Ontiveros, Theriot, Fontenot, Hawpe, Barbier, Witten. HR—Anderson, Fontenot, Barbier 2. SB—West, Theriot. SF—Anderson, Cresce.

Table with columns IP, H, R, ER, BB, SO for Hale (Loser), Tomlinson, Clark, Tallett (Winner), Gomez, WP—Tallett, T—3:03, A—23,975, U—Davis, Wiley, Graham, Burleson.

GAME NO. 5—JUNE 11

Table with columns AB, R, H, RBI, PO, A for Stanford and Clemson. Includes player names like Craig Thompson, Eric Bruntlett, Edmund Muth, etc.

Table with columns AB, R, H, RBI, PO, A for Clemson. Includes player names like Casey Stone, Patrick Boyd, Khalil Greene, Jeff Baker, etc.

Stanford..... 003 121 030-10 12 1
Clemson..... 000 002 002-4 12 1
E—Bruntlett, Baker. DP—Stanford 1. LOB—Stanford 10, Clemson 11. 2B—Boyd, Stanley, Riley. HBP—Bruntlett, O'Riordan, Clairi. SF—O'Riordan, Baker, Singleton. SB—Bruntlett.

Table with columns IP, H, R, ER, BB, SO for Wayne (Winner), Bruksch, Lynn (Loser), Proto, Additon, Childs, Glaser, Boozer, LaMura, WP—Lynn 3, Glaser. HB—Wayne, Lynn, Additon. T—3:25, A—23,016, U—Maners, Graham, Burleson, Mascorro.

GAME NO. 6—JUNE 11

Table with columns AB, R, H, RBI, PO, A for San Jose St. Includes player names like Ryan Brucker, Brian Stream, Brandon Macchi, Junior Ruiz.

Nelson, Clark, Topham. CS—Larry. SH—Alvarado. SF—Massiatte, Gall.

	IP	H	R	ER	BB	SO
Webb.....	1.0	3	5	4	2	1
Gros (Loser).....	4.0	6	5	1	1	2
Templet.....	0.2	3	3	0	0	0
Welbourne.....	1.1	2	2	2	0	0
Babin.....	0.1	2	3	3	1	0
Stutes.....	0.2	1	1	1	0	0
Sager.....	1.1	3	5	5	4	0
Gosling.....	0.2	2	2	2	3	2
Wodnicki (Winner).....	6.0	5	2	2	1	3
McCally.....	1.0	1	0	0	0	1

WP—Gros, Sager. HBP—Gill (by Sager), Muth (by Templet), Brunlett (by Welbourne). T—3:23. A—19,870. U—Mascorro, Grahma, Burleson, Davis.

GAME NO. 12—JUNE 15

Florida St.	AB	R	H	RBI	PO	A
Chris Smith rf.....	5	1	2	0	1	0
John-Ford Griffin lf.....	4	0	2	2	1	0
Marshall McDougall 2b.....	4	0	2	0	3	4
Ryan Barthelemy 1b.....	5	0	1	0	8	1
Karl Jernigan cf.....	2	1	0	0	3	0
Pichi Balet 3b.....	4	0	1	0	2	1
John Halliday dh.....	3	0	0	0	0	0
Michael Futrell ph.....	1	0	0	0	0	0
Scott Boyd ph.....	1	0	0	0	0	0
Brett Groves ss.....	3	0	1	1	1	3
Blair McCaleb c.....	1	1	0	0	4	1
Blair Varnes p.....	0	0	0	0	1	1
Matt Lynch p.....	0	0	0	0	0	0
Nick Whidden p.....	0	0	0	0	0	1
TOTALS.....	33	3	9	3	24	12

LSU	AB	R	H	RBI	PO	A
Ryan Theriot ss.....	4	0	1	0	3	5
Mike Fontenot 2b.....	2	2	1	0	1	2

Brad Cresse c.....	4	1	1	0	6	1
Brad Hawpe 1b.....	3	2	2	2	7	3
Blair Barbier 3b.....	3	0	1	1	0	2
Wally Pontiff dh.....	4	0	0	0	0	0
Cedrick Harris cf.....	4	0	1	2	2	0
Jeremy Witten lf.....	3	0	0	0	4	0
Ray Wright rf.....	3	1	2	1	3	1
Hunter Gomez.....	0	0	0	0	1	0
Billy Brian p.....	0	0	0	0	0	0
Shane Youman p.....	0	0	0	0	0	0
Weylin Guidry p.....	0	0	0	0	0	0
Trey Hodges p.....	0	0	0	0	0	0
TOTALS.....	30	6	9	6	27	14

Florida St..... 000 001 020—3 9 0
 LSU..... 100 110 03x—6 9 1
 E—Barbier. DP—Florida St. 1, LSU 2. LOB—Florida St. 13, LSU 4. 2B—Smith, McDougall, Cresse. HR—Hawpe, Wright. SB—Jernigan, Fontenot. CS—Barbier, Wright.

	IP	H	R	ER	BB	SO
Varnes (Loser).....	7.1	8	6	6	3	2
Lynch.....	0.1	1	0	0	0	1
Whidden.....	0.1	0	0	0	0	0
Gomez.....	5.1	6	1	1	4	3
Brian.....	0.2	0	0	0	1	0
Youman.....	1.2	3	2	2	1	1
Guidry (Winner).....	0.2	0	0	0	2	0
Hodges.....	0.2	0	0	0	0	1

WP—Youman. PB—Cresse. BK—Gomez. HBP—Jernigan (by Gomez), Jernigan (by Youman), Barier (by Varnes). T—3:09. A—19,209. U—Maners, Burleson, Davis, Wiley.

CHAMPIONSHIP—JUNE 17

Stanford	AB	R	H	RBI	PO	A
Craig Thompson 1b.....	5	1	3	4	7	0
Eric Brunlett ss.....	4	0	1	0	2	1
Edmund Muth cf.....	4	0	0	0	2	0

John Gall 3b.....	5	0	2	1	0	2
Joe Borchard rf.....	4	0	0	0	1	0
Chris O'Riordan 2b.....	5	1	2	0	1	3
Andy Topham lf.....	5	1	2	0	1	0
Arik VanZandt dh.....	4	0	1	0	0	0
Damien Alvarado c.....	3	2	2	0	10	0
Jason Young p.....	0	0	0	0	0	2
Justin Wayne p.....	0	0	0	0	0	0
TOTALS.....	39	5	13	5	24	8

LSU	AB	R	H	RBI	PO	A
Ryan Theriot ss.....	5	1	1	1	1	1
Mike Fontenot 2b.....	3	0	1	0	1	1
Brad Cresse c.....	3	0	1	1	7	2
Brad Hawpe 1b.....	3	0	0	0	8	1
Blair Barbier 3b.....	3	1	1	1	0	4
Wally Pontiff dh.....	3	2	1	0	0	0
Cedrick Harris cf.....	4	1	1	1	2	0
Jeremy Witten lf.....	3	1	2	2	3	0
Ray Wright rf.....	3	0	0	0	5	0
Brian Tallet p.....	0	0	0	0	0	1
Trey Hodges p.....	0	0	0	0	0	0
TOTALS.....	30	6	8	6	27	10

Stanford..... 000 401 000—5 13 0
 LSU..... 020 000 031—6 8 0
 DP—Stanford 1. LOB—Stanford 11, LSU 9. 2B—Thompson, VanZandt, Fontenot, Pontiff. HR—Thompson, Barbier, Witten. SB—Brunlett. CS—O'Riordan. SH—Wright.

	IP	H	R	ER	BB	SO
Young.....	4.0	4	2	2	1	2
Wayne (Loser).....	4.0	4	4	4	3	7
Tallet.....	5.0	11	5	5	1	4
Hodges (Winner).....	4.0	2	0	0	1	4

BK—Hodges. HBP—Cresse (by Young), Alvarado (by Tallet), Borchard (by Hodges), Barbier (by Wayne) Fontenot (by Wayne). T—3:42. A—24,282. U—Graham, Burleson, Mascorro, Maners, Wiley.

History

Team Results

Year	Champion (Record)	Coach	Score	Runner-Up	Site	Championship Game Attendance	Championship Total Attendance
1947.....	* California (31-10)	Clint Evans	8- 7	Yale	Kalamazoo, Mich.	1,896	—
1948.....	Southern California (26-4)	Sam Barry	9- 2	Yale	Kalamazoo, Mich.	—	—
1949.....	* Texas (23-7)	Bibb Falk	10- 3	Wake Forest	Wichita, Kansas	—	—
1950.....	Texas (27-6)	Bibb Falk	3- 0	Washington St.	Omaha, Nebraska	2,384	—
1951.....	* Oklahoma (19-9)	Jack Baer	3- 2	Tennessee	Omaha, Nebraska	6,290	—
1952.....	Holy Cross (21-3)	Jack Barry	8- 4	Missouri	Omaha, Nebraska	6,914	—
1953.....	Michigan (21-9)	Ray Fisher	7- 5	Texas	Omaha, Nebraska	5,303	—
1954.....	Missouri (22-4)	John "Hi" Simmons	4- 1	Rollins	Omaha, Nebraska	7,810	—
1955.....	Wake Forest (29-7)	Taylor Sanford	7- 6	Western Mich.	Omaha, Nebraska	2,042	—
1956.....	Minnesota (37-9)	Dick Siebert	12- 1	Arizona	Omaha, Nebraska	3,890	—
1957.....	* California (35-10)	George Wolfman	1- 0	Penn St.	Omaha, Nebraska	3,211	—
1958.....	Southern California (29-3)	Rod Dedeaux	8- 7†	Missouri	Omaha, Nebraska	3,021	—
1959.....	Oklahoma St. (27-5)	Toby Greene	5- 3	Arizona	Omaha, Nebraska	4,168	—
1960.....	Minnesota (34-7-1)	Dick Siebert	2- 1#	Southern California	Omaha, Nebraska	3,635	—
1961.....	* Southern California (36-7)	Rod Dedeaux	1- 0	Oklahoma St.	Omaha, Nebraska	5,704	—
1962.....	Michigan (34-15)	Don Lund	5- 4‡	Santa Clara	Omaha, Nebraska	7,395	—
1963.....	Southern California (35-10)	Rod Dedeaux	5- 2	Arizona	Omaha, Nebraska	8,682	—
1964.....	Minnesota (31-12)	Dick Siebert	5- 1	Missouri	Omaha, Nebraska	10,562	—
1965.....	Arizona St. (54-8)	Bobby Winkles	2- 1	Ohio St.	Omaha, Nebraska	5,698	—
1966.....	Ohio St. (27-6-1)	Marty Karow	8- 2	Oklahoma St.	Omaha, Nebraska	10,507	—
1967.....	Arizona St. (53-12)	Bobby Winkles	11- 2	Houston	Omaha, Nebraska	9,210	—
1968.....	* Southern California (43-12-1)	Rod Dedeaux	4- 3	Southern Ill.	Omaha, Nebraska	9,412	—
1969.....	Arizona St. (56-11)	Bobby Winkles	10- 1	Tulsa	Omaha, Nebraska	10,050	—
1970.....	Southern California (45-13)	Rod Dedeaux	2- 1‡	Florida St.	Omaha, Nebraska	11,542	—
1971.....	Southern California (46-11)	Rod Dedeaux	7- 2	Southern Ill.	Omaha, Nebraska	13,945	—
1972.....	Southern California (47-13-1)	Rod Dedeaux	1- 0	Arizona St.	Omaha, Nebraska	6,950	—
1973.....	* Southern California (51-11)	Rod Dedeaux	4- 3	Arizona St.	Omaha, Nebraska	12,050	—
1974.....	Southern California (50-20)	Rod Dedeaux	7- 3	Miami (Fla.)	Omaha, Nebraska	11,346	—
1975.....	Texas (59-6)	Cliff Gustafson	5- 1	South Carolina	Omaha, Nebraska	10,717	—
1976.....	Arizona (56-17)	Jerry Kindall	7- 1	Eastern Mich.	Omaha, Nebraska	11,576	142,577
1977.....	Arizona St. (57-12)	Jim Brock	2- 1	South Carolina	Omaha, Nebraska	11,875	167,697
1978.....	* Southern California (54-9)	Rod Dedeaux	10- 3	Arizona St.	Omaha, Nebraska	12,172	144,268
1979.....	Cal St. Fullerton (60-14-1)	Augie Garrido	2- 1	Arkansas	Omaha, Nebraska	10,158	158,177
1980.....	Arizona (45-21-1)	Jerry Kindall	5- 3	Hawaii	Omaha, Nebraska	15,276	168,736
1981.....	Arizona St. (55-13)	Jim Brock	7- 4	Oklahoma St.	Omaha, Nebraska	13,239	207,266
1982.....	* Miami (Fla.) (55-17-1)	Ron Fraser	9- 3	Wichita St.	Omaha, Nebraska	14,321	214,578

1983.....	*Texas (66-14)	Cliff Gustafson	4-3	Alabama	Omaha, Nebraska	14,957	221,659
1984.....	Cal St. Fullerton (66-20)	Augie Garrido	3-1	Texas	Omaha, Nebraska	13,487	253,549
1985.....	Miami (Fla.) (64-16)	Ron Fraser	10-6	Texas	Omaha, Nebraska	9,830	303,538
1986.....	Arizona (49-19)	Jerry Kindall	10-2	Florida St.	Omaha, Nebraska	12,659	243,290
1987.....	Stanford (53-17)	Mark Marquess	9-5	Oklahoma St.	Omaha, Nebraska	14,132	276,411
1988.....	Stanford (46-23)	Mark Marquess	9-4	Arizona St.	Omaha, Nebraska	16,071	325,548
1989.....	Wichita St. (68-16)	Gene Stephenson	5-3	Texas	Omaha, Nebraska	13,701	338,015
1990.....	Georgia (52-19)	Steve Webber	2-1	Oklahoma St.	Omaha, Nebraska	16,482	367,751
1991.....	*LSU (55-18)	Skip Bertman	6-3	Wichita St.	Omaha, Nebraska	16,612	298,806
1992.....	*Pepperdine (48-11-1)	Andy Lopez	3-2	Cal St. Fullerton	Omaha, Nebraska	17,962	384,632
1993.....	LSU (53-17-1)	Skip Bertman	8-0	Wichita St.	Omaha, Nebraska	20,286	377,193
1994.....	*Oklahoma (50-17)	Larry Cochell	13-5	Georgia Tech	Omaha, Nebraska	21,503	409,360
1995.....	*Cal St. Fullerton (57-9)	Augie Garrido	11-5	Southern California	Omaha, Nebraska	22,027	379,094
1996.....	*LSU (52-15)	Skip Bertman	9-8	Miami (Fla.)	Omaha, Nebraska	23,905	407,349
1997.....	*LSU (57-13)	Skip Bertman	13-6	Alabama	Omaha, Nebraska	24,401	474,023
1998.....	Southern California (49-17)	Mike Gillespie	21-14	Arizona St.	Omaha, Nebraska	24,456	463,995
1999.....	*Miami (Fla.) (50-13)	Jim Morris	6-5	Florida St.	Omaha, Nebraska	23,563	577,125
2000.....	*LSU (52-17)	Skip Bertman	6-5	Stanford	Omaha, Nebraska	24,282	573,132

*Indicates undefeated teams in College World Series play. †12 innings. #10 innings. ‡15 innings.

Most Outstanding Player Award

1949	Charles Teague, 2b, Wake Forest
1950	Ray VanClef, cf, Rutgers
1951	Sidney Hatfield, p-1b, Tennessee
1952	James O'Neill, p, Holy Cross
1953	J. L. Smith, p, Texas
1954	Tom Yewcic, c, Michigan St.
1955	Tom Borland, p, Oklahoma St.
1956	Jerry Thomas, p, Minnesota
1957	Cal Emery, p-1b, Penn St.
1958	Bill Thom, p, Southern California
1959	Jim Dobson, 3b, Oklahoma St.
1960	John Erickson, 2b, Minnesota
1961	Littleton Fowler, p, Oklahoma St.
1962	Bob Garibaldi, p, Santa Clara
1963	Bud Hollowell, c, Southern California
1964	Joe Ferris, p, Maine
1965	Sal Bando, 3b, Arizona St.
1966	Steve Arlin, p, Ohio St.
1967	Ron Davini, c, Arizona St.
1968	Bill Seinsoth, 1b, Southern California
1969	John Dolinsek, lf, Arizona St.
1970	Gene Ammann, p, Florida St.
1971	Jerry Tabb, 1b, Tulsa
1972	Russ McQueen, p, Southern California
1973	Dave Winfield, p-of, Minnesota
1974	George Milke, p, Southern California
1975	Mickey Reichenbach, 1b, Texas
1976	Steve Powers, p-dh, Arizona
1977	Bob Horner, 2b, Arizona St.
1978	Rod Boxberger, p, Southern California
1979	Tony Hudson, p, Cal St. Fullerton
1980	Terry Francona, lf, Arizona
1981	Stan Holmes, lf, Arizona St.
1982	Dan Smith, p, Miami (Fla.)
1983	Calvin Schiraldi, p, Texas
1984	John Fishel, lf, Cal St. Fullerton
1985	Greg Ellena, dh, Miami (Fla.)
1986	Mike Senne, lf, Arizona
1987	Paul Carey, rf, Stanford
1988	Lee Plemel, p, Stanford
1989	Greg Brummett, p, Wichita St.
1990	Mike Rebhan, p, Georgia
1991	Gary Hymel, c, LSU
1992	Phil Nevin, 3b, Cal St. Fullerton
1993	Todd Walker, 2b, LSU
1994	Chip Glass, of, Oklahoma
1995	Mark Kotsay, of-p, Cal St. Fullerton
1996	Pat Burrell, 3b, Miami (Fla.)
1997	Brandon Larson, ss, LSU
1998	Wes Rachels, 2b, Southern California
1999	Marshall McDougall, 2b, Florida St.
2000	Trey Hodges, p, LSU

Individual Records

(Note: *Indicates College World Series record; all other records made in district or regional playoffs.)

SINGLE-GAME, BATTING

AT-BATS

8—Pat Bidelman, Western Mich. (4) vs. Michigan (3), 14 inn., 6-3-61; Charley Horan, Connecticut (8) vs. Harvard (5), 16 inn., 5-28-72; Brad Linden, Connecticut (8) vs. Harvard (5), 16 inn., 5-28-72; Mike Beeler, Tex.-Pan American (4) vs. Arkansas (2), 14 inn., 5-26-73, and Tex.-Pan American (12) vs. Texas (14), 13 inn., 5-27-73; Buddy Dodson, Tex.-Pan American (12) vs. Texas (14), 13 inn., 5-27-73; Ron Batter, Miami (Fla.) (3) vs. Citadel (1), 16 inn., 5-18-79; Joe DelliCarri, Pennsylvania (16) vs. Le Moyne (18), 12 inn., 5-27-89; Pat Calabrese, UNC Greensboro (22) vs. Southeastern La. (12), 5-27-94; Ryan Christenson, Pepperdine (18) vs. Middle Tenn. St. (17), 12 inn., 5-27-95; David Newhan, Pepperdine (18) vs. Middle Tenn. St. (17), 12 inn., 5-27-95; Will Ford, Rice (27) vs. Wis.-Milwaukee (1), 5-29-99.

7—*by 16 players.

RUNS

5—Jerry White, Fresno St. (23) vs. Santa Clara (11), 6-1-59; Bill Westendick, Florida St. (16) vs. Georgia Tech (9), 6-9-59; Bill Berryhill, Texas (17) vs. Trinity (Tex.) (2), 5-26-73; Neil Simons, Clemson (22) vs. East Tenn. St. (4), 5-22-80; Don Giordano, St. John's (N.Y.) (23) vs. Central Mich. (13), 5-23-81; Jimmy Barragan, Oklahoma St. (20) vs. Richmond (8), 5-22-86; John Toul, Oklahoma (21) vs. Eastern Ky. (14), 5-22-86; Rick Bernardo, Maine (21) vs. St. John's (N.Y.) (8), 5-27-86; Frank Carey, Stanford (16) vs. Kentucky (2), 5-31-88; *Oddibe McDowell, Arizona St. (23) vs. Oklahoma St. (12), 6-5-84; Doug Newstrom, Arizona St. (12) vs. St. John's (N.Y.) (2), 5-30-93; J. P. Roberge, Southern California (19) vs. UNC Greensboro (3), 5-26-94; *Rick Gama, Miami (Fla.) (15) vs. Southern California (10), 6-2-95; Ryan Bordenick, South Carolina (21) vs. Florida Int'l (9), 5-21-98; Brian Seever, Miami (Fla.) (21) vs. Bowling Green (6), 5-21-98; Matt Diaz, Florida St. (23) vs. Oklahoma (2), 5-23-98; Micah Holst, Southwest Mo. St. (23) vs. Clemson (5), 5-28-99; Will Ford, Rice (27) vs. Wis.-Milwaukee (1), 5-29-99; Jason Gray, Rice (27) vs. Wis.-Milwaukee (1), 5-29-99.

HITS

6—Jimmy Barragan, Oklahoma St. (20) vs. Richmond (8), 5-22-86; Brian Bark, North Carolina St. (13) vs. Florida (3), 5-26-88; Burke Masters, Mississippi St. (11) vs. Florida St. (8), 5-26-90; Joe Dillon, Texas Tech (10) vs. Southern California (13), 5-26-96; Brian Cox, Florida St. (27) vs. Delaware (6), 5-22-98; Will Ford, Rice (27) vs. Wis.-Milwaukee (1), 5-29-99.

5—13 times.*

DOUBLES

3—by 31 players.

3—*Jack Bryant, Wake Forest (10) vs. Western Mich. (7), 6-14-55; *Clint Meyers, Arizona St. (3) vs. Penn St. (1), 6-8-73; *Dave Caldwell, Clemson (7) vs. Arizona St. (10), 6-10-77; *Bob Horner, Arizona St. (13) vs. St. John's (N.Y.) (2), 6-3-78; *Bobby Carlsen, Oklahoma St. (14) vs. LSU (3), 6-7-90.

TRIPLES

2—by several players.

HOME RUNS

4—Bill Reynolds, Maine (21) vs. St. John's (N.Y.) (8), 5-27-86; Matt Diaz, Florida St. (23) vs. Oklahoma (2), 5-23-98.

3—*J. D. Drew, Florida St. (11) vs. Southern California (16), 6-6-95; Edmund Muth, Stanford (19) vs. La.-Lafayette (9), 6-15-00.

RUNS BATTED IN

9—Bill Reynolds, Maine (21) vs. St. John's (N.Y.) (8), 5-27-86; Mark Kotsay, Cal St. Fullerton (19) vs. Delaware (8), 5-23-96.

7—*Carl Thomas, Arizona (12) vs. Oregon (1), 6-10-54; *Stan Holmes, Arizona St. (10) vs. Oklahoma St. (11), 13 inn., 6-5-81; *Mark Kotsay, Cal St. Fullerton (10) vs. Florida St. (3), 6-7-94; *Wes Rachels, Southern California (21) vs. Arizona St. (14), 6-6-98.

TOTAL BASES

17—Matt Diaz, Florida St. (23) vs. Oklahoma (2), 5-23-98.

12—*J. D. Drew, Florida St. (11) vs. Southern California (16), 6-6-95; *Marshall McDougall, Florida St. (14) vs. Stanford (11), 6-18-99; *Edmund Muth, Stanford (19) vs. La.-Lafayette (9), 6-15-00.

STOLEN BASES

5—Dave Nichols, Florida St. (10) vs. Richmond (5), 6-2-72; Wes Robbins, Miami (Fla.) (6) vs. Morehead St. (1), 5-20-77.

4—*Bob Fry, Washington St. (12) vs. Texas (5), 6-7-65; *Doug Descenzo, Oklahoma St. (18) vs. Texas (13), 6-8-84.

HIT BY PITCH

4—Rick Peters, Arizona St. (11) vs. Washington St. (7), 5-28-77.

2—*by 19 players.

SINGLE-GAME, FIELDING

PUTOUTS

26—Randy Guerra, Miami (Fla.) (3) vs. Citadel (1), 16 inn., 5-18-79.

20—*Doug Mirabelli, Wichita St. (3) vs. Creighton (2), 12 inn., 6-3-91.

ASSISTS

13—Harry Tohalis, Connecticut (8) vs. Harvard (5), 16 inn., 5-28-72.

11—*Cal Meier, Southern California (2) vs. Florida St. (1), 15 inn., 6-18-70.

ERRORS

- 5—Guy Tirabassi, Penn St. (4) vs. Colgate (7), 6-3-55.
4—*Guy Wallace, Texas A&M (8) vs. Utah (15), 1951; *Carmen Troiso, Penn St. (4) vs. Holy Cross (15), 1952; *Phil Honeycutt, Tulsa (9) vs. Harvard (8), 6-13-71; *David Denny, Texas (13) vs. Oklahoma St. (18), 6-8-84.

SINGLE-GAME, PITCHING**INNINGS PITCHED**

- 15.1—Mark Batten, Miami (Fla.) (3) vs. Citadel (1), 16 inn., 5-18-79.
15—*Steve Arlin, Ohio St. (1) vs. Washington St. (0), 15 inn., 6-10-65.

STRIKEOUTS

- 21—Jeff Weaver, Fresno St. (2) vs. Texas A&M (1), 5-22-97.
20—*Steve Arlin, Ohio St. (1) vs. Washington St. (0), 15 inn., 6-10-65.

STRIKEOUTS, NINE-INNING GAME

- 21—Jeff Weaver, Fresno St. (2) vs. Texas A&M (1), 5-22-97.
17—*Ed Bane, Arizona St. (1) vs. Oklahoma (0), 6-11-72.

BASES ON BALLS

- 17—John Hogg, Northern Colo. (7) vs. Wyoming (13), 6-4-55.
15—*James Waldrip, Oklahoma (7) vs. Springfield (1), 6-14-51.

NO-HIT GAMES

- 1—*Jim Ehrler, Texas (7) vs. Tufts (0), 6-19-50; *Jim Wixson, Oklahoma St. (7) vs. North Carolina (0), 6-15-60; Bob Fenton, Penn St. (3) vs. Rider (0), 5-31-63; Jim Hogarty, Air Force (5) vs. Idaho (0), 5-28-67; Jack Kucek, Miami (Ohio) (3) vs. Cincinnati (0), 5-23-74; John Burke, Florida (2) vs. Furman (0), 5-23-91.

ONE-HIT GAMES

- 1—Nino Barnise, California (3) vs. Denver (1), 6-20-47; *Rod Keogh, Washington St. (3) vs. Rutgers (1), 10 inn., 6-19-50; *Jackie Lonergan, Holy Cross (0) vs. Missouri (1), 6-13-52; Walter Judd, Ithaca (5) vs. Lafayette (0), 6-3-55; Cecil Burford, Mississippi (3) vs. Tennessee Tech (2), 6-2-56; *Littleton Fowler, Oklahoma St. (8) vs. Syracuse (0), 6-13-61; *Larry Hardy, Texas (7) vs. Brigham Young (0), 6-12-68; Mike Bacsik, Trinity (Tex.) (6) vs. Arkansas (0), 5-24-73; *Bob Shirley, Oklahoma (6) vs. Penn St. (0), 6-9-73; Stan Meek, Oklahoma (6) vs. Tulsa (2), 5-30-74; *Steve Howe, Michigan (4) vs. Baylor (0), 6-2-78; Ron Darling, Yale (0) vs. St. John's (N.Y.) (1), 12 inn., 5-21-81; *Doug Henry, Arizona St. (7) vs. Maine (0), 6-5-83; *Alan Dunn and Tim Meacham, Alabama (6) vs. Arizona St. (0), 6-10-83; Kris Wilson, Georgia Tech (5) vs. Tennessee Tech (0), 5-22-97; Chance Caple, Texas A&M (6) vs. Monmouth (0), 5-28-99.

(Note: Darling recorded a no-hitter through 11 inn.).

Team Records

(Note: *Indicates College World Series record; all other records made in district or regional playoffs.)

SINGLE-GAME, BATTING**AT-BATS**

- 70—Clemson (3) vs. Fordham (2), 19 inn., 5-26-88.
54—*Oklahoma St. (8) vs. Texas (15), 13 inn., 6-6-81.

AT-BATS, BOTH TEAMS

- 135—Clemson (3) vs. Fordham (2), 19 inn., 5-26-88 (70-65).
106—*Oklahoma St. (8) vs. Texas (15), 13 inn., 6-6-81 (54-52).

AT-BATS, NINE-INNING GAME

- 59—Arizona St. (27) vs. UNLV (8), 5-29-88.
50—*Holy Cross (15) vs. Penn St. (4), 6-15-52.

AT-BATS, NINE-INNING GAME, BOTH TEAMS

- 97—Arizona St. (27) vs. UNLV (8), 5-29-88 (59-38); Southern California (18) vs. Fresno St. (17), 5-29-88 (47-50).

- 88—*Arizona St. (23) vs. Oklahoma St. (12), 6-5-84 (47-41).

RUNS

- 30—Arizona St. vs. UNLV (5), 5-28-78.
23—*Notre Dame vs. Northern Colo. (2), 6-9-57; *Arizona St. vs. Oklahoma St. (12), 6-5-84.

RUNS, BOTH TEAMS

- 42—LSU (29) vs. Georgia Tech (13), 5-26-96.
35—*Arizona St. (23) vs. Oklahoma St. (12), 6-5-84; *Southern California (21) vs. Arizona St. (14), 6-6-98.

RUNS, ONE INNING

- 18—LSU (29) vs. Georgia Tech (13), 5-26-96.
11—*California (17) vs. Yale (4), ninth inn., 6-27-47; *Seton Hall (14) vs. Texas A&M (5), eighth inn., 6-10-64; *Stanford (15) vs. South Carolina (4), sixth inn., 6-5-82; *Mississippi St. (15) vs. Ga. Southern (1), first inn., 6-3-90; *Georgia (16) vs. Stanford (2), sixth inn., 6-3-90; *Cal St. Fullerton (20) vs. LSU (6), first inn., 6-5-94.

HITS

- 33—Rice (27) vs. Wis.-Milwaukee (1), 5-29-99.
23—*Arizona St. (23) vs. Oklahoma St. (12), 6-5-84; *Arizona St. (19) vs. Wichita St. (1), 6-10-88; *Southern California (21) vs. Arizona St. (14), 6-6-98.

HITS, BOTH TEAMS

- 44—La Salle (17) vs. Rider (12), 5-25-85 (26-18); Arizona St. (27) vs. UNLV (8), 5-29-88 (31-13); Baylor (22) vs. Minnesota (6), 5-30-99 (29-15).
39—*Southern California (21) vs. Arizona St. (14), 6-6-98.

DOUBLES

- 9—Miami (Fla.) (22) vs. Princeton (6), 5-24-85; Alabama (11) vs. Richmond (4), 5-27-95; LSU (29) vs. Georgia Tech (13), 5-26-96.
7—*Arizona St. (23) vs. Oklahoma St. (12), 6-5-84.

TRIPLES

- 6—Utah (24) vs. Northern Colo. (3), 6-6-60.
4—*Holy Cross (15) vs. Western Mich. (3), 6-15-52; *Syracuse (12) vs. Northern Colo. (5), 6-10-61.

HOME RUNS

- 9—Southern Ill. (15) vs. Ball St. (6), 5-29-69; Alabama (11) vs. Richmond (4), 5-27-95.
8—*LSU (12) vs. Southern California (10), 5-30-98.

TOTAL BASES

- 51—Tulane (16) vs. Eastern Ky. (6), 5-23-86.
42—*Southern California (21) vs. Arizona St. (14), 6-6-98.

TOTAL BASES, BOTH TEAMS

- 73—Cal St. Northridge (20) vs. Mississippi St. (19), 5-25-96 (29-44).
71—*Southern California (21) vs. Arizona St. (14), 6-6-98 (42-29).

STOLEN BASES

- 10—Florida St. (10) vs. Richmond (5), 6-2-72; St. John's (N.Y.) (14) vs. Holy Cross (12), 5-26-78; St. John's (N.Y.) (15) vs. Temple (6), 5-28-78; Clemson (11) vs. St. John's (N.Y.) (1), 5-29-88.
7—*Rutgers (4) vs. Texas (2), 6-15-50; *Wake Forest (10) vs. Western Mich. (7), 6-14-55; *Pepperdine (5) vs. Mississippi St. (4), 10 inn., 6-4-79; *Arizona St. (23) vs. Oklahoma St. (12), 6-5-84; *Clemson (11) vs. Long Beach St. (12), 6-3-91.

HIT BY PITCH

- 10—Washington (20) vs. Rice (11), 5-22-98.
4—*Stanford (6) vs. Texas (8), 12 inn., 6-8-82; *LSU (6) vs. Stanford (5), 6-17-00.

SINGLE-GAME, FIELDING**ERRORS**

- 9—Clemson (10) vs. Virginia Tech (11), 5-22-54; Penn St. (4) vs. Colgate (7), 6-3-55; Jackson St. (2) vs. UNLV (13), 5-26-89; *Northern Colo. (0) vs. Arizona (20), 6-13-55; *Texas (13) vs. Oklahoma St. (18), 6-8-84.

ERRORS, BOTH TEAMS

- 13—Central Mich. (7) vs. Evansville (6), 5-28-88 (6-7).
12—*Oklahoma St. (18) vs. Texas (13), 6-8-84 (3-9).

DOUBLE PLAYS

- 6—California (2) vs. Missouri (1), 5-24-80.
5—*Southern California (1) vs. Wake Forest (2), 12 inn., 6-24-49; *Florida St. (2) vs. Miami (Fla.) (4), 6-4-95.

DOUBLE PLAYS, BOTH TEAMS

- 8—*Minnesota (3) vs. Oklahoma St. (1), 6-11-60; Washington St. (8) vs. Portland St. (7), 5-27-77; California (2) vs. Missouri (1), 5-24-80.

PITCHERS USED

- 8—Villanova (18) vs. Georgia Tech (16), 5-27-89; Southwest Mo. St. (6) vs. Rice (25), 5-25-97.
7—*LSU (6) vs. Cal St. Fullerton (20), 6-5-94; LSU (13) vs. Stanford (9), 6-4-97; Florida St. (14) vs. Stanford (11), 6-18-99; Clemson (4) vs. Stanford (10), 6-11-00.

College World Series Records**INDIVIDUAL: BATTING****AT-BATS**

- 32—Art Moosman, Holy Cross, 7 games, 1952.

RUNS

- 11—John Turco, Holy Cross, 7 games, 1952; Chris Powell, Cal St. Fullerton, 6 games, 1992.

HITS

- 15—Jason Lane, Southern California, 6 games, 1998.

DOUBLES

- 4—Gus Hrcir, Texas, 6 games, 1950; Jack Bryant, Wake Forest, 5 games, 1955; John Boccabella, Santa Clara, 6 games, 1962; Sal Bando, Arizona St., 6 games, 1965; Dave Stegman, Arizona, 6 games, 1976; Craig Robinson, Southern Ill., 5 games, 1977; Spike Owen, Texas, 4 games, 1982; Barry Bonds, Arizona St., 4 games, 1984; David Denny, Texas, 6 games, 1985; Robin Ventura, Oklahoma St., 5 games, 1987; Joe Caruso, Alabama, 6 games, 1997; Jason Lane, Southern California, 6 games, 1998; Khalil Greene, Clemson, 3 games, 2000.

TRIPLES

- 3—Buddy Chain, Mississippi, 4 games, 1956; Sonny Siebert, Missouri, 6 games, 1958; Arthur Ersepke, Southern California, 6 games, 1960.

HOME RUNS

- 4—Bud Hollowell, Southern California, 6 games, 1963; Gary Hymel, LSU, 4 games, 1991; J. D. Drew, Florida St., 3 games, 1995; Jason Lane, Southern California, 6 games, 1998; Edmund Muth, Stanford, 4 games, 2000.

RUNS BATTED IN

- 17—Stan Holmes, Arizona St., 6 games, 1981.

TOTAL BASES

- 31—Jason Lane, Southern California, 6 games, 1998.

STOLEN BASES

- 8—Calvin James, Miami (Fla.), 6 games, 1985; Tommy Hinz, Arizona, 5 games, 1986.

ERRORS

- 8—Gary LeFevers, Arizona, 4 games, 1960.

HIGHEST BATTING AVERAGE

- .714—Jim Morris, Notre Dame, (10 for 14), 1957.

INDIVIDUAL: PITCHING**INNINGS PITCHED**

- 27.2—Bob Garibaldi, Santa Clara, 5 games, 1962.

STRIKEOUTS

- 38—Bob Garibaldi, Santa Clara, 5 games, 1962.

BASES ON BALLS

- 20—Rod Keogh, Washington St., 2 games, 1950.

FEWEST HITS ALLOWED

- 0—Jim Wixson, Oklahoma St., 11 inn., 4 games, 1960.

FEWEST EARNED RUNS ALLOWED (Minimum 14 Inn.)

- 0—John Stewart, Southern California, 16.1 inn., 5 games, 1966; Burt Hooton, Texas, 15 innings, 2 games, 1969; Russ McQueen, Southern California, 14 innings, 4 games, 1972; Jackson Todd, Oklahoma, 14 innings, 2 games, 1972; Darrell Jackson, Arizona St., 15.1 innings, 2 games, 1977; Patrick Ahearne, Pepperdine, 14 innings, 2 games, 1992.

Won-Lost Records in Tournament Play

(Note: Before 1954, district playoff games were not considered a part of the National Collegiate Baseball Championship. As a result, only district playoff games from 1954 to the present, and all College World Series results, are included in the Tournament Record column.)

Team (Years Participated)	Finals Record				Tournament Record						
	Yrs.	Won	Lost	1st	2nd	3rd	4th	Yrs.	Won	Lost	Pct.
Air Force (1961-62-64-66-67-69)								6	8	12	.400
Akron (1996)								1	0	2	.000
Alabama (1950-68-83-86-91-95-96-97-98-99-00)	5	11	10	0	2	1	0	11	41	22	.651
UAB (1991)								1	1	2	.333
Alma (1955-57)								2	1	4	.200
American Int'l (1960)								1	0	1	.000
Appalachian St. (1973-84-86)								3	2	6	.250
Arizona (1954-55-56-57-58-59-60-61-62-63-66-70-74-75-76-78-79-80-85-86-87-89-92-93-99)	14	32	25	3	3	1	1	25	75	50	.600
Arizona St. (1964-65-67-69-72-73-75-76-77-78-81-82-83-84-87-88-89-90-92-93-94-97-98-00)	18	55	30	5	5	3	2	24	112	47	.704
Arkansas (1973-79-80-83-85-86-87-88-89-90-95-96-98-99)	4	7	8	0	1	1	0	14	27	29	.482
Arkansas St. (1970-94)								2	2	4	.333
Army (2000)								1	0	2	.000
Ashland (1954)								12	32	27	.542
Auburn (1963-67-76-78-87-89-93-94-95-97-98-99-00)	4	3	8	0	0	0	1	13	33	29	.532
Austin Peay (1996)								1	0	2	.000
Ball St. (1965-69)								2	2	4	.333
Baylor (1948-77-78-91-93-98-99-00)	2	0	4	0	0	0	0	8	15	17	.469
Bethune-Cookman (1999-00)								2	0	4	.000
Boston College (1949-53-55-60-61-62-63-66-67)	4	6	8	0	0	1	1	9	16	19	.457
Boston U. (1954-56-68-69)								4	3	6	.333
Bowling Green (1972-98-99)								3	2	6	.250
Bradley (1950-56-57-59-62-68)	2	2	4	0	0	1	0	6	3	12	.200
Bridgeport (1962)								1	1	2	.333
Brigham Young (1958-62-68-71-79-80-81-83-85-88-89-90-94)	2	1	4	0	0	0	0	13	14	26	.350
Bucknell (1996)								1	0	2	.000
Buffalo (1971-73)								2	1	4	.200
Butler (2000)								1	0	2	.000
California (1947-57-80-85-88-91-92-95)	5	10	6	2	0	1	0	8	31	15	.674
UC Santa Barb. (1972-83-86-87-90-96)								6	5	13	.278
Cal Poly Pomona (1964-66)								2	0	4	.000
Cal St. Fullerton (1975-76-77-78-79-80-81-82-83-84-87-88-90-92-93-94-95-96-97-98-99-00)	10	23	16	3	1	1	0	22	82	45	.646
Cal St. Los Angeles (1968-73-74-77)	1	2	2	0	0	0	1	4	10	9	.526
Cal St. Northridge (1965-91-92-93-96)								5	10	10	.500
Campbell (1990)								1	0	2	.000
Catholic (1977)								1	1	2	.333
UCF (1989-93-95-96-97-00)								6	7	12	.368
Central Mich. (1972-77-80-81-84-85-86-87-88-90-94-95)								12	11	24	.314
Charleston So. (1996)								1	0	2	.000
Cincinnati (1956-61-67-71-74)								5	4	9	.308
Citadel (1960-75-79-82-83-90-94-95-98-99)	1	1	2	0	0	0	0	10	12	20	.375
Clemson (1947-54-58-59-67-75-76-77-78-79-80-81-87-88-89-90-91-92-93-94-95-96-97-98-99-00)	9	7	18	0	0	1	0	26	67	54	.554
Coastal Caro. (1991)								1	0	2	.000
Colby (1958-61-66)								3	0	5	.000
Colgate (1955-60-66-69)	1	1	2	0	0	0	0	4	5	7	.417
Colorado St. (1950)	1	0	2	0	0	0	0	1	0	2	.000
Columbia (1976)								1	0	2	.000
Connecticut (1957-58-59-60-61-63-65-68-70-72-77-79-90-93-94)	5	3	10	0	0	0	0	15	23	31	.426
Cornell (1977)								1	2	2	.500
Creighton (1973-90-91-92-99-00)	1	2	2	0	0	0	0	6	9	12	.429
Dartmouth (1958-67-69-70-87)	1	1	2	0	0	0	0	5	6	10	.375
Delaware (1956-60-61-70-78-79-80-82-83-92-96-98-99-00)	1	0	2	0	0	0	0	14	16	25	.390
Denver (1947-57-65-68-70-73)								6	8	12	.400
Detroit (1959-60-61-62-65)								5	4	10	.286
Duke (1952-53-56-57-61)	3	3	6	0	0	0	0	5	11	11	.500
East Caro. (1964-66-68-70-74-77-80-82-84-87-89-90-91-93-99-00)								16	12	32	.273
East Tenn. St. (1978-80-81)								3	3	6	.333
Eastern Ill. (1999)								1	1	2	.333
Eastern Ky. (1984-85-86-89)								4	2	8	.200
Eastern Mich. (1975-76-78-81-82)	2	4	4	0	1	0	0	5	16	12	.571
Evansville (1988-00)								2	2	4	.333
Fla. Southern (1960)								1	0	2	.000
Florida (1958-60-62-77-79-81-82-84-85-88-89-91-92-94-96-97-98-00)	4	5	8	0	0	1	0	18	46	38	.548
Fla. Atlantic (1999-00)								2	3	4	.429
Florida Int'l (1991-95-97-98-99-00)								6	5	12	.294
Florida St. (1956-57-58-59-61-62-63-65-66-67-68-70-72-75-76-78-79-80-81-82-83-84-85-86-87-88-89-90-91-92-93-94-95-96-97-98-99-00)	18	25	36	0	3	1	1	38	127	84	.602
Fordham (1987-88-90-93-98)								5	4	10	.286
Fresno St. (1954-55-59-61-62-66-67-77-79-80-81-82-83-84-85-88-89-90-91-92-93-94-95-96-97-00)	3	4	6	0	0	1	0	26	46	56	.451
Furman (1965-69-76-91)								4	5	8	.385
George Mason (1985-88-92-93)								4	1	8	.111
George Washington (1957-58-59-79-89-92)								6	1	12	.077
Ga. Southern (1957-73-74-79-80-87-90-96-00)	2	1	4	0	0	0	0	9	15	20	.429
Georgia (1987-90-92)	2	4	3	1	0	0	0	3	12	7	.632

Team (Years Participated)	Finals Record				Tournament Record						
	Yrs.	Won	Lost	1st	2nd	3rd	4th	Yrs.	Won	Lost	Pct.
Georgia Tech (1959-71-85-86-87-88-89-90-91-92-93-94-95-96-97-98-00).....	1	3	1	0	1	0	0	17	37	34	.521
Gettysburg (1962).....								1	1	1	.500
Gonzaga (1971-73-74-76-78-80-81).....								7	7	14	.333
Grambling (1983-84-85).....								3	0	6	.000
Hardin-Simmons (1982).....								1	0	2	.000
Harvard (1968-71-72-73-74-78-80-83-84-97-98-99).....	4	1	8	0	0	0	0	12	23	24	.489
Hawaii (1977-79-80-82-84-86-87-89-91-92-93).....	1	3	2	0	1	0	0	11	20	22	.476
Holy Cross (1952-54-55-58-60-62-63-65-67-78).....	4	9	7	1	0	1	0	10	22	16	.579
Houston (1953-58-60-66-67-82-85-87-90-97-99-00).....	2	3	4	0	1	0	0	12	20	25	.444
Idaho (1966-67-69).....								3	5	6	.455
Illinois (1947-48-62-63-89-90-98-00).....								8	11	15	.423
Illinois St. (1976-94).....								2	1	4	.200
Indiana (1996).....								1	1	2	.333
Indiana St. (1979-83-84-86-87-89-95).....	1	0	2	0	0	0	0	7	8	14	.364
Iowa (1972-75-90).....	1	0	2	0	0	0	0	3	4	7	.364
Iowa St. (1957-70-71).....	2	3	4	0	0	1	0	3	7	6	.538
Ithaca (1955-59-62-64-67).....	1	1	2	0	0	0	0	5	6	7	.462
Jackson St. (1982-86-89-00).....								4	0	8	.000
Jacksonville (1972-76-89-91-94-95-99).....								7	6	14	.300
James Madison (1980-81-83-88-95).....								5	6	10	.375
Kansas (1993-94).....	1	0	2	0	0	0	0	2	5	5	.500
Kent (1964-92-93-94).....								4	3	8	.273
Kentucky (1988-93).....								2	3	4	.429
La Salle (1964-85).....								2	2	3	.400
Lafayette (1948-53-54-55-57-58-65-66-90).....	4	3	8	0	0	1	0	9	13	16	.448
Lamar (1976-77-79-81-84-85-87-93-95).....								9	9	18	.333
Le Moyne (1989).....								1	3	2	.600
Liberty (1993-98-00).....								3	1	6	.143
Long Island (1972).....								1	1	2	.333
Long Beach St. (1970-89-91-92-93-94-95-96-97-98-99).....	4	6	8	0	0	2	0	11	34	24	.586
LSU (1975-85-86-87-89-90-91-92-93-94-95-96-97-98-99-00).....	11	29	13	5	0	1	1	16	86	28	.754
La-Lafayette (1988-90-91-92-97-98-99-00).....	1	2	2	0	0	1	0	8	14	17	.452
La-Monroe (1983-95-99-00).....								4	2	8	.200
Louisiana Tech (1974-75-78-80-86-87).....								6	6	12	.333
Loyola Marymount (1973-86-88-89-90-98-99-00).....	1	1	2	0	0	0	0	8	11	17	.393
Maine (1964-75-76-80-81-82-83-84-86-90-91-93).....	7	7	14	0	0	2	1	12	35	26	.574
Manhattan (1957).....								1	0	1	.000
Marist (1997-00).....								2	1	4	.200
Marshall (1973-78).....								2	2	4	.333
Maryland (1965-70-71).....								3	1	6	.143
UMBC (1992).....								1	0	2	.000
Massachusetts (1954-55-56-66-67-69-71-73-78-95-96).....	2	2	4	0	0	0	0	11	14	19	.424
McNeese St. (1988-93-00).....								3	2	6	.250
Memphis (1976-78-81-94).....								4	8	8	.500
Miami (Fla.) (1971-73-74-75-76-77-78-79-80-81-82-83-84-85-86-87-88-89-90-91-92-93-94-95-96-97-98-99-00).....	18	39	30	3	2	4	2	29	128	62	.674
Miami (Ohio) (1973-74-77-79-83-00).....								6	6	12	.333
Michigan (1953-61-62-75-76-77-78-80-81-83-84-85-86-87-88-89-99).....	7	12	12	2	0	1	0	17	53	34	.609
Michigan St. (1954-71-78-79).....	1	3	2	0	0	1	0	4	6	9	.400
Middle Tenn. St. (1976-82-87-88-90-91-95-00).....								8	6	16	.273
Minnesota (1956-58-59-60-64-68-69-70-73-74-76-77-81-82-85-87-88-91-92-93-94-98-99-00).....	5	17	7	3	0	1	0	24	48	46	.511
Mississippi (1956-64-69-72-77-95-99).....	4	3	8	0	0	1	0	7	23	16	.590
Mississippi St. (1965-66-70-71-78-79-81-83-84-85-87-88-89-90-91-92-93-96-97-98-99-00).....	7	7	14	0	0	1	0	22	62	51	.549
Missouri (1952-54-58-62-63-64-65-76-78-80-81-88-91-96).....	6	18	11	1	3	1	0	14	31	28	.525
Monmouth (1998-99).....								2	0	4	.000
Morehead St. (1977-83).....								2	2	4	.333
Murray St. (1975-79).....								2	2	4	.333
Navy (1954-79-82-86-95-99).....								6	2	11	.154
Nebraska (1979-80-85-99-00).....								5	9	10	.474
Nevada (1994-97-99-00).....								4	5	8	.385
UNLV (1978-80-81-84-88-89-96).....								7	7	14	.333
New Hampshire (1956-74).....	1	1	2	0	0	0	0	2	4	4	.500
New Mexico (1962).....								1	1	2	.333
New Orleans (1977-79-80-81-82-84-85-87-88-89-96-00).....	1	1	2	0	0	0	0	12	20	25	.444
New York Tech (1983).....								1	0	2	.000
New York U. (1947-56-58-68-69).....	2	3	4	0	1	0	0	5	12	9	.571
Nicholls St. (1989-92-98).....								3	0	6	.000
North Carolina (1948-60-64-66-69-78-82-83-84-89-90-93-95-98-99-00).....	4	2	8	0	0	1	0	16	35	35	.500
UNC Charlotte (1993-98).....								2	0	4	.000
UNC Greensboro (1994-97).....								2	3	4	.429
North Carolina St. (1968-73-74-75-86-87-88-90-91-92-93-94-96-97-98-99).....	1	2	2	0	0	1	0	16	23	33	.411
North Dakota St. (1956).....								1	1	1	.500
Northeastern (1964-66-72-73-94-97).....	1	0	2	0	0	0	0	6	4	12	.250
Northeastern Ill. (1996).....								1	0	2	.000
Northern Colo. (1948-49-52-53-54-55-56-57-58-59-60-61-62-63-64-65-66-68-74-75-76).....	10	3	20	0	0	0	0	21	28	51	.354
Northern Ill. (1972).....								1	0	2	.000
Northern Iowa (1958-61).....								2	0	4	.000
Northwestern (1957).....								1	3	2	.600
Northwestern St. (1991-94).....								2	1	4	.200

Team (Years Participated)	Finals Record				Tournament Record						
	Yrs.	Won	Lost	1st	2nd	3rd	4th	Yrs.	Won	Lost	Pct.
Notre Dame (1949-56-57-58-59-60-63-70-89-92-93-94-96-99-00)	1	2	2	0	0	1	0	15	26	31	.456
Occidental (1958)								1	1	2	.333
Ohio (1954-56-60-65-68-69-70-71-91-97)	1	2	2	0	0	0	1	10	14	20	.412
Ohio St. (1951-55-65-66-67-82-91-92-93-94-95-97-99)	4	9	7	1	1	0	0	13	31	26	.544
Oklahoma (1947-51-55-56-72-73-74-75-76-77-79-82-84-85-86-87-88-89-91-92-94-95-97-98-00)	9	14	14	2	0	0	1	25	53	47	.530
Oklahoma City (1984)								1	2	2	.500
Oklahoma St. (1948-49-54-55-59-60-61-66-67-68-69-78-81-82-83-84-85-86-87-88-89-90-91-92-93-94-95-96-97-98-99)	19	38	36	1	5	3	3	31	121	69	.637
Old Dominion (1982-85-90-94-95-96-00)								7	4	14	.222
Oral Roberts (1973-78-80-81-82-83-85-86-87-98-99-00)	1	1	2	0	0	0	0	12	16	24	.400
Oregon (1954-64)	1	0	2	0	0	0	0	2	3	4	.429
Oregon St. (1952-62-63-83-85-86)	1	0	2	0	0	0	0	6	3	12	.200
Pennsylvania (1975-88-89-90-95)								5	3	10	.231
Penn St. (1952-55-56-57-58-59-62-63-67-70-71-72-73-74-75-76-00)	5	8	10	0	1	1	1	17	27	31	.466
Pepperdine (1955-57-60-74-75-76-79-82-85-86-87-88-89-91-92-93-95-99)	2	7	2	1	0	1	0	18	42	36	.538
Pittsburgh (1959-65-95)								3	2	4	.333
Portland (1957-58-79-89-91)								5	4	11	.267
Portland St. (1977)								1	0	2	.000
Princeton (1951-65-85-91-96-00)	1	0	2	0	0	0	0	6	1	11	.083
Providence (1963-68-70-72-73-74-92-95-99)								9	7	19	.269
Puget Sound (1975)								1	1	2	.333
Purdue (1987)								1	0	2	.000
Rice (1995-96-97-98-99-00)	2	1	4	0	0	0	0	6	21	14	.600
Richmond (1972-86-95-97-98-99)								6	6	12	.333
Rider (1963-65-67-84-85-86-87-89-91-92-94)	1	1	2	0	0	0	0	11	9	20	.310
Rollins (1954-55)	1	3	2	0	1	0	0	2	5	4	.556
Rutgers (1950-66-68-70-86-88-90-91-93-98-99-00)	1	3	2	0	0	1	0	12	12	24	.333
St. John's (N.Y.) (1949-54-56-57-60-61-62-63-64-66-67-68-72-74-75-76-77-78-79-80-81-85-86-88-91-93-97)	6	6	12	0	0	1	2	27	51	48	.515
St. Joseph's (1971-74)								2	3	4	.429
St. Louis (1963-64-65-66)	1	2	2	0	0	1	0	4	5	7	.417
Sam Houston St. (1987-89-96)								3	3	6	.333
San Diego St. (1979-81-82-83-84-86-90-91)								8	9	16	.360
San Jose St. (1955-71-00)	1	0	2	0	0	0	0	3	8	8	.500
Santa Clara (1959-62-68-69-70-71-72-78-88-94-97)	1	4	2	0	1	0	0	11	17	24	.415
Seattle (1954)								1	0	2	.000
Seton Hall (1964-69-70-71-73-74-75-76-77-79-82-84-87-00)	4	2	8	0	0	0	0	14	22	28	.440
Siena (1999)								1	0	2	.000
South Ala. (1972-73-75-77-80-83-84-87-89-90-91-92-93-95-96-97-98-99-00)								19	29	38	.433
South Carolina (1974-75-76-77-80-81-82-83-84-85-86-88-92-93-98-00)	5	9	10	0	2	0	1	16	49	33	.598
South Fla. (1982-86-89-90-93-95-96-97)								8	7	16	.304
Southeast Mo. St. (1998)								1	0	2	.000
Southeastern La. (1992-94)								2	1	4	.200
Southern California (1948-49-51-54-55-58-60-61-63-64-66-68-70-71-72-73-74-75-77-78-84-88-89-90-91-93-94-95-96-97-98-99-00)	20	73	24	12	2	3	1	33	158	60	.725
Southern Ill. (1966-67-68-69-70-71-73-74-76-77-78-81-86-90)	5	12	10	0	2	2	0	14	39	30	.565
Southern Miss. (1990-91-99)								3	3	6	.333
Southern U. (1987-88-99)								3	2	6	.250
Southwest Mo. St. (1987-95-96-97-99)								5	6	10	.375
Southwest Tex. St. (1997-99-00)								3	5	6	.455
Springfield (1951-54-55-57-61)	2	1	4	0	0	0	0	5	5	9	.357
Stanford (1953-65-67-81-82-83-84-85-86-87-88-90-91-92-94-95-96-97-98-99-00)	12	28	21	2	1	2	1	21	87	46	.654
Stetson (1982-84-88-89-90-92-96-97-00)								9	11	18	.379
Syracuse (1961)	1	2	2	0	0	1	0	1	4	2	.667
Temple (1959-63-68-72-73-75-76-77-78-81-83-84)	2	2	4	0	0	1	0	12	19	22	.463
Tennessee (1951-93-94-95-96-97)	2	6	4	0	1	1	0	6	18	12	.600
Tennessee Tech (1956-97)								2	1	4	.200
Texas-Arlington (1990-92)								2	0	4	.000
Texas (1947-49-50-52-53-54-57-58-60-61-62-63-65-66-67-68-69-70-71-72-73-74-75-76-79-80-81-82-83-84-85-86-87-88-89-90-91-92-93-94-95-96-99-00)	28	64	49	4	4	8	4	44	164	86	.656
Tex.-Pan American (1968-70-71-72-73-74-75-76-78-79-80-83-86)	1	2	2	0	0	0	1	13	15	26	.366
Texas-San Antonio (1994)								1	0	2	.000
Texas A&M (1951-55-59-64-75-76-77-78-84-86-87-88-89-91-92-93-95-97-98-99)	4	2	8	0	0	0	0	20	40	42	.488
TCU (1956-94)								2	1	4	.200
Texas Tech (1995-96-97-98-99-00)								6	9	12	.429
Towson (1988-91)								2	2	4	.333
Trinity (Tex.) (1969-72-73)								3	1	6	.143
Troy St. (1995-97)								2	0	4	.000
Tufts (1950)	1	1	2	0	0	0	0	1	1	2	.333
Tulane (1979-82-83-86-87-88-92-94-96-98-99-00)								12	14	24	.368
Tulsa (1969-70-71-72-73-74-75)	2	6	4	0	1	1	0	7	14	14	.500
UCLA (1969-79-86-87-90-92-93-96-97-99-00)	2	0	4	0	0	0	0	11	27	23	.540
Utah (1951-59-60)	1	2	2	0	0	1	0	3	4	6	.400
Valparaiso (1958-63-66-67-68)								5	2	10	.167
Vanderbilt (1973-74-80)								3	3	6	.333
Vermont (1956-62)								2	3	3	.500
Villanova (1954-58-60-61-89-91)								6	3	8	.273
Virginia (1972-85-96)								3	6	6	.500
Va. Commonwealth (1988-92-98-99)								4	7	8	.467
Virginia Tech (1954-69-76-77-94-97-99-00)								8	5	16	.238
Wagner (2000)								1	0	2	.000
Wake Forest (1949-55-62-63-77-98-99-00)	2	7	3	1	1	0	0	8	27	17	.614

Team (Years Participated)	Finals Record				Tournament Record						
	Yrs.	Won	Lost	1st	2nd	3rd	4th	Yrs.	Won	Lost	Pct.
Washington (1959-92-94-97-98).....								5	12	10	.545
Washington St. (1950-56-60-61-65-66-75-76-77-78-84-87-88-90).....	4	6	8	0	1	1	0	14	25	29	.463
Weber St. (1968-70-72).....								3	3	7	.300
West Virginia (1955-61-62-63-64-67-82-85-87-94-96).....								11	8	22	.267
Western Caro. (1985-86-87-88-89-92-93-94-97).....								9	9	18	.333
Western Ky. (1980).....								1	2	2	.500
Western Mich. (1952-55-57-58-59-61-62-63-66-67-89).....	6	9	12	0	1	2	0	11	35	26	.574
Wichita St. (1980-81-82-83-85-87-88-89-90-91-92-93-94-95-96-97-98-99-00).....	7	16	11	1	3	0	0	19	57	38	.600
Willamette (1955).....								1	0	2	.000
William & Mary (1983).....								1	0	2	.000
Winthrop (1995-99).....								2	3	4	.429
Wisconsin (1950).....	1	2	2	0	0	0	1	1	2	2	.500
Wis.-Milwaukee (1999).....								1	1	2	.333
Wright St. (1994).....								1	1	2	.333
Wyoming (1954-55-56-61).....	1	1	2	0	0	0	0	4	6	9	.400
Yale (1947-48-81-92-93).....	2	1	4	0	2	0	0	5	7	10	.412

All-Time Results

1947 Eastern Playoff: Yale 2 wins, 0 losses; New York U. 1-1; Clemson 0-1; Illinois 0-1. **Western Playoff:** California 2-0; Texas 1-1; Oklahoma 0-1; Denver 0-1.

College World Series: California 17, Yale 4. **Championship:** California 8, Yale 7.

1948 Eastern Playoff: Yale 3 wins, 0 losses; Lafayette 2-2; North Carolina 1-2; Illinois 0-2. **Western Playoff:** Southern California 3-0; Baylor 2-2; Oklahoma St. 1-2; Northern Colo. 0-2.

College World Series: Southern California 3, Yale 1; Yale 8, Southern California 3. **Championship:** Southern California 9, Yale 2.

1949 Region A: St. John's (N.Y.) 2 wins, 0 losses; Boston College 0-2. **Region B:** Wake Forest 2-0; Notre Dame 0-2. **Region C:** Texas 2-0; Oklahoma St. 0-2. **Region D:** Southern California 2-1; Northern Colo. 1-2.

College World Series: Wake Forest 2, Southern California 1; Texas 7, St. John's (N.Y.) 1; Texas 8, Wake Forest 1; Southern California 12, St. John's (N.Y.) 4; Wake Forest 2, Southern California 1. **Championship:** Texas 10, Wake Forest 3.

1950 College World Series: Rutgers 4, Texas 2; Wisconsin 7, Colorado St. 3; Washington St. 3, Tufts 1; Alabama 9, Bradley 2; Texas 3, Colorado St. 1; Tufts 5, Bradley 4; Rutgers 5, Wisconsin 3; Washington St. 9, Alabama 1; Texas 7, Tufts 0; Wisconsin 3, Alabama 1; Washington St. 3, Rutgers 1 (10 inn.); Texas 12, Washington St. 1; Rutgers 16, Wisconsin 2; Texas 15, Rutgers 9. **Championship:** Texas 3, Washington St. 0.

1951 College World Series: Southern California 4, Princeton 1; Utah 7, Tennessee 1; Oklahoma 9, Ohio St. 8 (10 inn.); Springfield 5, Texas A&M 1; Tennessee 3, Princeton 2; Texas A&M 3, Ohio St. 2; Southern California 8, Utah 2; Oklahoma 7, Springfield 1; Tennessee 2, Springfield 0; Utah 15, Texas A&M 8; Oklahoma 4, Southern California 1; Tennessee 5, Utah 4; Tennessee 9, Southern California 8. **Championship:** Oklahoma 3, Tennessee 2.

1952 College World Series: Penn St. 5, Texas 3; Duke 18, Oregon St. 7; Holy Cross 5, Western Mich. 1; Missouri 15, Northern Colo. 1; Texas 10, Oregon St. 1; Western Mich. 8, Northern Colo. 6; Penn St. 12, Duke 7; Missouri 1, Holy Cross 0; Western Mich. 5, Duke 1; Holy Cross 2, Texas 1; Missouri 3, Penn St. 2; Holy Cross 15, Penn St. 4; Holy Cross 15, Western Mich. 3; Holy Cross 7, Missouri 3. **Championship:** Holy Cross 8, Missouri 4.

1953 College World Series: Texas 2, Duke 1; Boston College 4, Houston 1; Lafayette 6, Northern Colo. 2; Michigan 4, Stanford 0; Duke 3, Northern Colo. 2; Stanford 7, Houston 6; Michigan 6, Boston College 2; Texas 7, Lafayette 3; Boston College 7, Duke 6 (11 inn.); Lafayette 4, Stanford 3; Michigan 12, Texas 5; Lafayette 2, Boston College 1 (11 inn.); Texas 6, Michigan 4; Texas 13, Lafayette 3.

Championship: Michigan 7, Texas 5.

1954 District 1: Massachusetts 2 wins, 0 losses; Boston U. 1-1; Springfield 0-1; Holy Cross 0-1. **District 2:** Lafayette 2-0; St. John's (N.Y.) 1-1; Villanova 0-1; Navy 0-1. **District 3:** Rollins 2-0; Virginia Tech 2-2; Clemson 0-2. **District 4:** Michigan St. 2-1; Ohio 3-2; Ashland 0-2. **District 6:** Oklahoma St. 2-1; Texas 1-2. **District 7:** Arizona 3-0; Northern Colo. 1-2; Wyoming 0-2. **District 8:** Oregon 3-0; Fresno St. 2-2; Southern California 1-2; Seattle 0-2.

College World Series: Michigan St. 16, Massachusetts 3; Arizona 12, Oregon 1; Rollins 9, Oklahoma St. 5 (11 inn.); Missouri 5, Lafayette 3; Massachusetts 5, Oregon 3; Oklahoma St. 4, Lafayette 2; Michigan St. 2, Arizona 1; Rollins 4, Missouri 1; Missouri 8, Massachusetts 1; Oklahoma St. 5, Arizona 4 (14 inn.); Rollins 5, Michigan St. 4; Missouri 7, Oklahoma St. 3; Michigan St. 3, Rollins 2 (10 inn.); Missouri 4, Michigan St. 3. **Championship:** Missouri 4, Rollins 1.

1955 District 1: Springfield 2 wins, 0 losses; Massachusetts 1-1; Boston College 0-1; Holy Cross 0-1. **District 2:** Colgate 2-0; Ithaca 1-1; Penn St. 0-1; Lafayette 0-1. **District 3:** Wake Forest 4-1; West Virginia 1-2; Rollins 0-2. **District 4:** Western Mich. 4-2; Ohio St. 1-2; Alma 1-2. **District 5:** Oklahoma St. 2-1; Oklahoma 1-2. **District 6:** Arizona 2-1; Texas A&M 1-2. **District 7:** Northern Colo. 2-1; Wyoming 1-2. **District 8:** Southern California 2-0; Fresno St. 4-3; San Jose St. 2-2; Pepperdine 1-2; Willamette 0-2.

College World Series: Oklahoma St. 5, Springfield 1; Western Mich. 4, Arizona 1; Northern Colo. 2, Southern California 1; Wake Forest 1, Colgate 0; Arizona 6, Springfield 0; Colgate 6, Southern California 4; Western Mich. 5, Oklahoma St. 4; Wake Forest 10, Northern Colo. 0; Arizona 20, Northern Colo. 0; Oklahoma St. 4, Colgate 2; Western Mich. 9, Wake Forest 0; Oklahoma St. 5, Arizona 4 (12 inn.); Wake Forest 10, Western Mich. 7; Wake Forest 2, Oklahoma St. 0. **Championship:** Wake Forest 7, Western Mich. 6.

1956 District 1: New Hampshire 2 wins, 0 losses; Vermont 1-1; Massachusetts 0-1; Boston U. 0-1. **District 2:** New York U. 2-0; St. John's (N.Y.) 1-1; Penn St. 0-1; Delaware 0-1. **District 3:** Mississippi 4-1; Duke 3-3; Florida St. 1-2; Tennessee Tech 0-2. **District 4:** Minnesota 4-1; Ohio 1-2; Notre Dame 1-2; Cincinnati 0-1. **District 5:** Bradley 1-0; North Dakota St. 1-1; Oklahoma 0-1. **District 6:** Arizona 2-0; TCU 0-2. **District 7:** Wyoming 2-1; Northern Colo. 1-2.

College World Series: Arizona 3, New York U. 0; Minnesota 4, Wyoming 0; Mississippi 13, New Hampshire 12; Bradley 4, Washington St. 3; Wyoming 8, New York U. 2; New Hampshire 6, Washington St. 3; Minnesota 3, Arizona 1; Mississippi 4, Bradley 0; Bradley 12, Wyoming 8; Arizona 1, New Hampshire 0; Minnesota 13, Mississippi 5; Arizona 7, Mississippi 3; Minnesota 8, Bradley 3; Arizona 10, Minnesota 4. **Championship:** Minnesota 12, Arizona 1.

1957 District 1: Connecticut 2 wins, 1 loss; Springfield 1-2. **District 2:** Penn St. 2-0; St. John's (N.Y.) 1-1; Manhattan 0-1; Lafayette 0-1. **District 3:** Florida St. 3-1; Duke 3-2; Ga. Southern 1-2; George

Washington 0-2. **District 4:** Notre Dame 3-1; Northwestern 3-2; Western Mich. 1-2; Alma 0-2. **District 5:** Iowa St. 2-0; Bradley 0-2. **District 6:** Texas 2-0; Arizona 0-2. **District 7:** Northern Colo. 2-1; Denver 1-2. **District 8:** California 2-1; Pepperdine 3-3; Portland 1-2.

College World Series: Texas 3, Connecticut 0; Penn St. 7, Florida St. 0; California 4, Northern Colo. 0; Iowa St. 13, Notre Dame 8 (10 inn.); Connecticut 5, Florida St. 3; Notre Dame 23, Northern Colo. 2; Penn St. 4, Texas 1; California 8, Iowa St. 2; Iowa St. 5, Connecticut 2; Notre Dame 9, Texas 0; California 8, Penn St. 0; Penn St. 5, Notre Dame 4; California 9, Iowa St. 1. **Championship:** California 1, Penn St. 0.

1958 District 1: Holy Cross 3 wins, 0 losses; Connecticut 2-1; Colby 0-2; Dartmouth 0-2. **District 2:** Lafayette 2-0; New York U. 1-1; Penn St. 0-1; Villanova 0-1. **District 3:** Clemson 4-1; Florida 2-2; Florida St. 1-2; George Washington 0-2. **District 4:** Western Mich. 3-0; Notre Dame 2-2; Valparaiso 1-2; Minnesota 0-2. **District 5:** Missouri 2-0; Northern Iowa 0-2. **District 6:** Arizona 2-1; Texas 2-0; Houston 0-1. **District 7:** Brigham Young 2-1; Northern Colo. 1-2. **District 8:** Southern California 2-0; Portland 2-3; Occidental 1-2.

College World Series: Missouri 3, Western Mich. 1; Northern Colo. 10, Lafayette 5; Holy Cross 3, Southern California 0; Clemson 4, Arizona 1; Western Mich. 4, Lafayette 3; Southern California 4, Arizona 0; Missouri 11, Northern Colo. 2; Holy Cross 17, Clemson 4; Western Mich. 5, Clemson 3; Southern California 12, Northern Colo. 1; Missouri 4, Holy Cross 1; Southern California 6, Holy Cross 2; Missouri 3, Western Mich. 1; Southern California 7, Missouri 0. **Championship:** Southern California 8, Missouri 7 (12 inn.).

1959 District 2: Penn St. 2 wins, 0 losses; Ithaca 1-1; Temple 0-1; Pittsburgh 0-1. **District 3:** Clemson 3-0; Florida St. 2-2; Georgia Tech 1-2; George Washington 0-2. **District 4:** Western Mich. 4-1; Notre Dame 2-2; Minnesota 1-2; Detroit 0-2. **District 5:** Oklahoma St. 2-0; Bradley 0-2. **District 6:** Arizona 2-0; Texas A&M 0-2. **District 7:** Northern Colo. 2-1; Utah 1-2. **District 8:** Fresno St. 4-1; Washington 1-2; Santa Clara 0-2.

College World Series: Oklahoma St. 10, Western Mich. 2; Penn St. 5, Connecticut 3; Arizona 3, Clemson 2 (12 inn.); Fresno St. 6, Northern Colo. 5; Western Mich. 14, Connecticut 6; Clemson 7, Northern Colo. 1; Oklahoma St. 8, Penn St. 6; Arizona 5, Fresno St. 1; Penn St. 7, Clemson 0; Fresno St. 7, Western Mich. 2; Arizona 5, Oklahoma St. 3; Oklahoma St. 4, Penn St. 3; Fresno St. 2, Arizona 0; Oklahoma St. 4, Fresno St. 0. **Championship:** Oklahoma St. 5, Arizona 3.

1960 District 1: Boston College 2 wins, 0 losses; Holy Cross 1-1; Connecticut 0-1; American Int'l 0-1. **District 2:** St. John's (N.Y.) 2-0; Delaware 1-1; Villanova 0-1; Colgate 0-1. **District 3:** North Carolina 3-0; Florida 2-2; Citadel 1-2; Fla. Southern 0-2. **District 4:** Minnesota 3-0; Detroit 2-2; Ohio 1-2; Notre Dame 0-2. **District 6:** Arizona 2-0; Houston 1-2; Texas 0-1. **District 7:** Northern Colo. 2-1; Utah 1-

2. **District 8:** Southern California 4-1; Washington St. 1-2; Pepperdine 0-2.

College World Series: Arizona 2, Oklahoma St. 1; Minnesota 8, North Carolina 3; Boston College 8, Northern Colo. 3; Southern California 3, St. John's (N.Y.) 1; Oklahoma St. 7, North Carolina 0; St. John's (N.Y.) 3, Northern Colo. 2 (13 inn.); Minnesota 8, Arizona 5; Southern California 5, Boston College 2; Oklahoma St. 1, Boston College 0; Arizona 11, St. John's (N.Y.) 4; Minnesota 12, Southern California 11 (10 inn.); Minnesota 3, Oklahoma St. 1; Southern California 13, Arizona 1; Southern California 4, Minnesota 2 (11 inn.). **Championship:** Minnesota 2, Southern California 1 (10 inn.).

1961 District 1: Boston College 3 wins, 1 loss; Connecticut 3-2; Springfield 1-2; Colby 0-2. **District 2:** Syracuse 2-0; St. John's (N.Y.) 1-1; Delaware 0-1; Villanova 0-1. **District 3:** Duke 2-0; West Virginia 1-2; Florida St. 1-2. **District 4:** Western Mich. 3-0; Michigan 2-2; Cincinnati 1-2; Detroit 0-2. **District 5:** Oklahoma St. 2-0; Northern Iowa 0-2. **District 6:** Texas 2-0; Arizona 0-2. **District 7:** Northern Colo. 3-1; Wyoming 2-2; Air Force 0-2. **District 8:** Southern California 4-1; Fresno St. 1-2; Washington St. 0-2.

College World Series: Oklahoma St. 3, Duke 2; Syracuse 12, Northern Colo. 5; Boston College 3, Western Mich. 2; Southern California 8, Texas 6; Duke 15, Northern Colo. 3; Western Mich. 8, Texas 2; Oklahoma St. 12, Syracuse 9; Southern California 10, Boston College 3; Boston College 4, Duke 3 (10 inn.); Syracuse 6, Western Mich. 0; Southern California 4, Oklahoma St. 2; Oklahoma St. 8, Syracuse 0; Southern California 4, Boston College 3. **Championship:** Southern California 1, Oklahoma St. 0.

1962 District 1: Holy Cross 3 wins, 0 losses; Vermont 2-2; Bridgeport 1-2; Boston College 0-2. **District 2:** Ithaca 2-0; Gettysburg 1-1; Penn St. 0-1; St. John's (N.Y.) 0-1. **District 3:** Florida St. 4-1; Wake Forest 2-2; Florida 1-2; West Virginia 0-2. **District 4:** Michigan 4-1; Western Mich. 2-2; Illinois 1-2; Detroit 0-2. **District 5:** Missouri 1-2; Bradley 0-2. **District 6:** Texas 2-0; Arizona 0-2. **District 7:** Northern Colo. 3-0; Air Force 2-2; New Mexico 1-2; Brigham Young 0-2. **District 8:** Santa Clara 4-1; Fresno St. 1-2; Oregon St. 0-2.

College World Series: Holy Cross 4, Northern Colo. 3; Michigan 3, Texas 1; Ithaca 5, Missouri 1; Florida St. 5, Santa Clara 1; Texas 12, Northern Colo. 2; Santa Clara 7, Missouri 4 (12 inn.); Michigan 11, Holy Cross 4; Florida St. 5, Ithaca 4; Santa Clara 12, Holy Cross 7; Texas 3, Ithaca 2; Michigan 10, Florida St. 7; Santa Clara 11, Florida St. 6; Texas 7, Michigan 0; Santa Clara 4, Texas 3 (10 inn.). **Championship:** Michigan 5, Santa Clara 4 (15 inn.).

1963 District 1: Holy Cross 4 wins, 0 losses; Providence 2-3; Connecticut 1-2; Boston College 0-2. **District 2:** Penn St. 2-0; St. John's (N.Y.) 1-1; Rider 0-1; Temple 0-1. **District 3:** Florida St. 3-1; Wake Forest 3-2; West Virginia 1-2; Auburn 0-2. **District 4:** Western Mich. 3-1; Illinois 3-2; Notre Dame 1-2; Valparaiso 0-2. **District 5:** Missouri 2-1; St. Louis 1-2. **District 7:** Arizona 2-0; Northern Colo. 0-2. **District 8:** Southern California 2-1; Oregon St. 1-2.

College World Series: Arizona 8, Penn St. 1; Florida St. 5, Western Mich. 2; Texas 8, Southern California 3; Missouri 3, Holy Cross 0; Penn St. 3, Western Mich. 0; Southern California 6, Holy Cross 5; Arizona 4, Florida St. 3 (11 inn.); Missouri 3, Texas 2; Texas 6, Penn St. 4 (10 inn.); Southern California 4, Florida St. 3; Arizona 6, Missouri 4; Southern California 12, Missouri 3; Arizona 10, Texas 8; Southern California 6, Arizona 4. **Championship:** Southern California 5, Arizona 2.

1964 District 1: Maine 2 wins, 0 losses; Northeastern 0-2. **District 2:** Seton Hall 2-0; Ithaca 1-1; La Salle 0-1; St. John's (N.Y.) 0-1. **District 3:** Mississippi 3-0; North Carolina 2-2; East Caro. 1-2; West Virginia 0-2. **District 4:** Minnesota 2-0; Kent 0-2. **District 5:** Missouri 1-0; St. Louis 0-1. **District 7:** Arizona St. 2-0; Air Force 2-2; Northern Colo. 0-2. **District 8:** Southern California 4-0; Oregon 0-2; Cal Poly Pomona 0-2.

College World Series: Maine 5, Seton Hall 1; Minnesota 7, Texas A&M 3; Southern California 3,

Mississippi 2; Missouri 7, Arizona St. 0; Seton Hall 14, Texas A&M 5; Arizona St. 5, Mississippi 0; Minnesota 12, Maine 0; Southern California 3, Missouri 2; Missouri 3, Seton Hall 1; Maine 4, Arizona St. 2; Minnesota 6, Southern California 5; Missouri 4, Minnesota 1; Maine 2, Southern California 1; Missouri 2, Maine 1. **Championship:** Minnesota 5, Missouri 1.

1965 District 1: Connecticut 2 wins, 1 loss; Holy Cross 1-2. **District 2:** Lafayette 2-0; Princeton 1-1; Pittsburgh 0-1; Rider 0-1. **District 3:** Florida St. 4-1; Furman 2-2; Mississippi St. 1-2; Maryland 0-2. **District 4:** Ohio St. 3-0; Detroit 2-2; Ohio 1-2; Ball St. 0-2. **District 5:** St. Louis 2-0; Missouri 0-2. **District 7:** Arizona St. 2-0; Northern Colo. 2-3; Denver 1-2. **District 8:** Washington St. 2-0; Stanford 2-3; Cal St. Northridge 1-2.

College World Series: Ohio St. 2, Florida St. 1; Washington St. 12, Texas 5; Arizona St. 14, Lafayette 1; St. Louis 2, Connecticut 1; Florida St. 3, Texas 2; Connecticut 6, Lafayette 4; Ohio St. 14, Washington St. 1; Arizona St. 13, St. Louis 3; St. Louis 5, Florida St. 3; Washington St. 3, Connecticut 2; Arizona St. 9, Ohio St. 4; Arizona St. 6, St. Louis 2; Ohio St. 1, Washington St. 0 (15 inn.); Ohio St. 7, Arizona St. 3. **Championship:** Arizona St. 2, Ohio St. 1.

1966 District 1: Northeastern 2 wins, 0 losses; Boston College 1-1; Colby 0-1; Massachusetts 0-1. **District 2:** St. John's (N.Y.) 3-0; Lafayette 2-2; Rutgers 1-2; Colgate 0-2. **District 3:** North Carolina 3-1; Florida St. 3-2; Mississippi St. 1-2; East Caro. 0-2. **District 4:** Ohio St. 3-0; Western Mich. 2-2; Valparaiso 1-2; Southern Ill. 0-2. **District 5:** Oklahoma St. 2-0; St. Louis 0-2. **District 6:** Texas 2-1; Houston 1-2. **District 7:** Arizona 2-0; Idaho 3-2; Air Force 1-2; Northern Colo. 0-2. **District 8:** Southern California 3-0; Washington St. 2-2; Fresno St. 1-2; Cal Poly Pomona 0-2.

College World Series: Texas 5, Arizona 1; St. John's (N.Y.) 5, Northeastern 3; Southern California 6, North Carolina 2; Ohio St. 4, Oklahoma St. 2; Arizona 8, Northeastern 1; Oklahoma St. 5, North Carolina 1; St. John's (N.Y.) 2, Texas 0; Ohio St. 6, Southern California 2; Southern California 8, Arizona 4; Oklahoma St. 6, Texas 1; Ohio St. 8, St. John's (N.Y.) 7; Southern California 5, Ohio St. 1; Oklahoma St. 6, St. John's (N.Y.) 1; Ohio St. 1, Southern California 0. **Championship:** Ohio St. 8, Oklahoma St. 2.

1967 District 1: Boston College 4 wins, 2 losses; Massachusetts 3-2; Dartmouth 1-2; Holy Cross 0-2. **District 2:** Rider 3-0; St. John's (N.Y.) 2-2; Penn St. 1-2; Ithaca 0-2. **District 3:** Auburn 3-1; Clemson 3-2; Florida St. 1-2; West Virginia 0-2. **District 4:** Ohio St. 3-1; Western Mich. 3-2; Southern Ill. 1-2; Valparaiso 0-2. **District 5:** Oklahoma St. 2-1; Cincinnati 1-2. **District 6:** Houston 2-1; Texas 1-2. **District 7:** Arizona St. 2-1; Air Force 3-2; Idaho 0-2. **District 8:** Stanford 2-1; Fresno St. 1-2.

College World Series: Stanford 12, Houston 1; Auburn 1, Ohio St. 0; Boston College 3, Rider 1; Arizona St. 7, Oklahoma St. 2; Houston 7, Ohio St. 6; Rider 3, Oklahoma St. 1; Stanford 6, Auburn 3; Arizona St. 8, Boston College 1; Houston 3, Boston College 2 (13 inn.); Auburn 4, Rider 3; Arizona St. 5, Stanford 3; Stanford 5, Auburn 3 (7 inn., rain); Houston 3, Arizona St. 0; Arizona St. 4, Stanford 3 (14 inn.). **Championship:** Arizona St. 11, Houston 2.

1968 District 1: Harvard 3 wins, 0 losses; Connecticut 2-2; Boston U. 1-2; Providence 0-2. **District 2:** St. John's (N.Y.) 3-0; New York U. 2-2; Temple 1-2; Rutgers 0-2. **District 3:** North Carolina St. 3-1; Florida St. 3-2; East Caro. 1-2; Alabama 0-2. **District 4:** Southern Ill. 3-0; Ohio 2-2; Minnesota 1-2; Valparaiso 0-2. **District 5:** Oklahoma St. 2-0; Bradley 0-2. **District 6:** Texas 2-1; Tex.-Pan American 1-2. **District 7:** Brigham Young 2-0; Weber St. 3-3; Denver 1-2; Northern Colo. 1-2. **District 8:** Southern California 2-1; Cal St. Los Angeles 3-2; Santa Clara 0-2.

College World Series: St. John's (N.Y.) 2, Harvard 0; North Carolina St. 7, Southern Ill. 6; Oklahoma St. 8, Texas 5; Southern California 5, Brigham Young 3; Southern Ill. 2, Harvard 1 (11 inn.); Texas 7, Brigham Young 0; St. John's (N.Y.) 3, North Carolina St. 2 (12

inn.); Southern California 6, Oklahoma St. 5; North Carolina St. 6, Texas 5; Southern Ill. 7, Oklahoma St. 1; Southern California 7, St. John's (N.Y.) 6; Southern Ill. 15, St. John's (N.Y.) 0; Southern California 2, North Carolina St. 0. **Championship:** Southern California 4, Southern Ill. 3.

1969 District 1: Massachusetts 3 wins, 0 losses; Boston U. 1-2; Dartmouth 0-2. **District 2:** New York U. 3-1; Colgate 2-2; Seton Hall 0-2. **District 3:** Mississippi 3-0; North Carolina 2-2; Virginia Tech 1-2; Furman 0-2. **District 4:** Southern Ill. 3-0; Ball St. 2-2; Minnesota 1-2; Ohio 0-2. **District 5:** Tulsa 2-0; Oklahoma St. 0-2. **District 6:** Texas 2-0; Trinity (Tex.) 0-2. **District 7:** Arizona St. 2-0; Idaho 2-2; Air Force 0-2. **District 8:** UCLA 2-0; Santa Clara 0-2.

College World Series: Texas 4, Arizona St. 0; Tulsa 6, UCLA 5 (10 inn.); Massachusetts 2, Southern Ill. 0; New York U. 8, Mississippi 3; Arizona St. 2, UCLA 1 (11 inn.); Mississippi 8, Southern Ill. 1; Tulsa 4, Texas 2; New York U. 9, Massachusetts 2; Texas 14, Mississippi 1; Arizona St. 4, Massachusetts 2; Tulsa 2, New York U. 0; New York U. 3, Texas 2; Arizona St. 11, Tulsa 3; Arizona St. 4, New York U. 1. **Championship:** Arizona St. 10, Tulsa 1.

1970 District 1: Dartmouth 3 wins, 0 losses; Connecticut 1-2; Providence 0-2. **District 2:** Delaware 3-0; Seton Hall 2-2; Penn St. 1-2; Rutgers 0-2. **District 3:** Florida St. 3-0; Mississippi St. 2-2; Maryland 1-2; East Caro. 0-2. **District 4:** Ohio 3-0; Southern Ill. 2-2; Notre Dame 1-2; Minnesota 0-2. **District 5:** Iowa St. 2-0; Tulsa 0-2. **District 6:** Texas 3-0; Tex.-Pan American 1-2; Arkansas St. 0-2. **District 7:** Arizona 2-1; Denver 3-2; Weber St. 0-2. **District 8:** Southern California 2-0; Santa Clara 2-2; Long Beach St. 0-2.

College World Series: Texas 12, Delaware 4; Ohio 4, Southern California 1; Florida St. 4, Arizona 0; Dartmouth 7, Iowa St. 6; Southern California 7, Delaware 1; Iowa St. 7, Arizona 1; Texas 7, Ohio 2; Florida St. 6, Dartmouth 0; Ohio 9, Iowa St. 6; Southern California 6, Dartmouth 1; Texas 5, Florida St. 1; Florida St. 2, Ohio 0; Southern California 8, Texas 7 (14 inn.); Florida St. 11, Texas 2. **Championship:** Southern California 2, Florida St. 1 (15 inn.).

1971 District 1: Harvard 2 wins, 0 losses; Massachusetts 0-2. **District 2:** Seton Hall 3-0; St. Joseph's 2-2; Penn St. 1-2; Buffalo 0-2. **District 3:** Mississippi St. 3-1; Georgia Tech 3-2; Miami (Fla.) 1-2; Maryland 0-2. **District 4:** Southern Ill. 4-1; Cincinnati 2-2; Ohio 1-2; Michigan St. 0-2. **District 5:** Tulsa 2-0; Iowa St. 0-2. **District 6:** Tex.-Pan American 2-0; Texas 0-2. **District 7:** Brigham Young 2-1; Gonzaga 1-2. **District 8:** Southern California 2-0; Santa Clara 2-3; San Jose St. 1-2.

College World Series: Harvard 4, Brigham Young 1; Tulsa 5, Mississippi St. 2; Southern California 5, Seton Hall 1; Southern Ill. 5, Tex.-Pan American 4; Brigham Young 3, Mississippi St. 1; Tex.-Pan American 8, Seton Hall 2; Tulsa 9, Harvard 8; Southern Ill. 8, Southern California 3; Tex.-Pan American 1, Harvard 0; Southern California 8, Brigham Young 6; Tulsa 9, Southern Ill. 4; Southern Ill. 8, Tex.-Pan American 6; Southern California 8, Tulsa 4; Southern California 3, Tulsa 2. **Championship:** Southern California 7, Southern Ill. 2.

1972 District 1: Connecticut 3 wins, 0 losses; Harvard 2-2; Northeastern 1-2; Providence 0-2. **District 2:** Temple 3-0; Penn St. 2-2; LIU-Brooklyn 1-2; St. John's (N.Y.) 0-2. **District 3:** Mississippi 5-1; South Ala. 3-2; Virginia 2-2; Florida St. 1-2; Jacksonville 0-2; Richmond 0-2. **District 4:** Iowa 4-1; Bowling Green 2-2; Central Mich. 1-2; Northern Ill. 0-2. **District 5:** Oklahoma 2-0; Tulsa 0-2. **District 6:** Texas 3-0; Tex.-Pan American 1-2; Trinity (Tex.) 0-2. **District 7:** Arizona St. 2-0; Weber St. 0-2. **District 8:** Southern California 2-0; UC Santa Barb. 2-3; Santa Clara 1-2.

College World Series: Southern California 8, Mississippi 6; Connecticut 3, Texas 0 (10 inn.); Oklahoma 2, Temple 1 (13 inn.); Arizona St. 2, Iowa 1; Texas 9, Mississippi 8; Temple 13, Iowa 9; Southern California 5, Connecticut 4 (11 inn.); Arizona St. 1, Oklahoma 0; Temple 7, Connecticut 4; Texas 7, Oklahoma 1; Arizona St. 3, Southern California 0; Southern

California 4, Texas 3 (10 inn.); Arizona St. 1, Temple 0; Southern California 3, Arizona St. 1. **Championship:** Southern California 1, Arizona St. 0.

1973 District 1: Harvard 3 wins, 0 losses; Providence 2-2; Northeastern 1-2; Massachusetts 0-2. **District 2:** Penn St. 3-0; Temple 2-2; Buffalo 1-2; Seton Hall 0-2. **District 3:** Ga. Southern 3-1; Miami (Fla.) 3-2; Vanderbilt 2-2; Appalachian St. 2-2; North Carolina St. 1-2; South Ala. 0-2. **District 4:** Minnesota 3-0; Southern Ill. 2-2; Miami (Ohio) 1-2; Marshall 0-2. **District 5:** Oklahoma 3-0; Tulsa 2-2; Oral Roberts 1-2; Creighton 0-2. **District 6:** Texas 3-0; Tex.-Pan American 2-2; Trinity (Tex.) 1-2; Arkansas 0-2. **District 7:** Arizona St. 2-0; Denver 2-3; Gonzaga 1-2. **District 8:** Southern California 4-0; Cal St. Los Angeles 0-2; Loyola Marymount 0-2.

College World Series: Minnesota 1, Oklahoma 0; Arizona St. 3, Penn St. 1; Texas 6, Ga. Southern 3; Southern California 4, Harvard 1; Oklahoma 6, Penn St. 0; Ga. Southern 8, Harvard 0; Arizona St. 3, Minnesota 0; Southern California 4, Texas 1; Minnesota 6, Ga. Southern 2; Texas 10, Oklahoma 2; Southern California 3, Arizona St. 1; Arizona St. 6, Texas 5; Southern California 8, Minnesota 7. **Championship:** Southern California 4, Arizona St. 3.

1974 District 1: Harvard 3 wins, 0 losses; New Hampshire 1-2; Providence 0-2. **District 2:** Seton Hall 3-0; St. John's (N.Y.) 2-2; St. Joseph's 1-2; Penn St. 0-2. **District 3:** Miami (Fla.) 4-1; South Carolina 4-2; Ga. Southern 2-2; Vanderbilt 1-2; East Caro. 0-2; North Carolina St. 0-2. **District 4:** Southern Ill. 4-1; Minnesota 2-2; Miami (Ohio) 1-2; Cincinnati 0-2. **District 5:** Oklahoma 2-0; Tulsa 0-2. **District 6:** Texas 3-1; Louisiana Tech 2-2; Tex.-Pan American 0-2. **District 7:** Northern Colo. 4-1; Gonzaga 1-2; Arizona 0-2. **District 8:** Southern California 4-2; Cal St. Los Angeles 1-2; Pepperdine 1-2.

College World Series: Miami (Fla.) 4, Harvard 1; Oklahoma 10, Northern Colo. 1; Southern California 9, Texas 2; Southern Ill. 5, Seton Hall 1; Northern Colo. 4, Harvard 2; Texas 12, Seton Hall 2; Miami (Fla.) 5, Oklahoma 1; Southern California 5, Southern Ill. 3; Southern Ill. 5, Northern Colo. 2; Texas 10, Oklahoma 4; Miami (Fla.) 7, Southern California 3; Southern Ill. 4, Miami (Fla.) 3; Southern California 5, Texas 3; Southern California 7, Southern Ill. 2. **Championship:** Southern California 7, Miami (Fla.) 3.

1975 Northeast Regional: Seton Hall 3 wins, 0 losses; Maine 2-2; St. John's (N.Y.) 1-2; Pennsylvania 0-2. **Atlantic Regional:** South Carolina 3-0; North Carolina St. 2-2; Temple 1-2; Citadel 0-2. **Midwest Regional:** Eastern Mich. 3-1; Michigan 3-2; Penn St. 1-2; Clemson 0-2. **South Regional:** Florida St. 3-0; Miami (Fla.) 2-2; LSU 1-2; Murray St. 0-2. **Midwest Regional:** Oklahoma 4-1; Tulsa 2-2; Texas A&M 1-2; Iowa 0-2. **South Central Regional:** Texas 3-0; Tex.-Pan American 2-2; South Ala. 1-2; Louisiana Tech 0-2. **Rocky Mountain Regional:** Arizona St. 3-1; Washington St. 3-2; Puget Sound 1-2; Northern Colo. 0-2. **West Regional:** Cal St. Fullerton 3-1; Pepperdine 3-2; Southern California 1-2; Arizona 0-2.

College World Series: Arizona St. 5, Cal St. Fullerton 3; Texas 4, Oklahoma 2; South Carolina 3, Seton Hall 1; Eastern Mich. 2, Florida St. 1 (10 inn.); Oklahoma 11, Cal St. Fullerton 4; Seton Hall 11, Florida St. 0; Arizona St. 5, Texas 2; South Carolina 5, Eastern Mich. 1 (6 inn.); Texas 12, Seton Hall 10; Oklahoma 7, Eastern Mich. 0; South Carolina 6, Arizona St. 3; Arizona St. 1, Oklahoma 0 (11 inn.); Texas 17, South Carolina 6; South Carolina 4, Arizona St. 1. **Championship:** Texas 5, South Carolina 1.

1976 Northeast Regional: Maine 4 wins, 0 losses; Seton Hall 3-2; Temple 2-2; St. John's (N.Y.) 1-2; Columbia 0-2; Penn St. 0-2. **Atlantic Regional:** Clemson 3-0; Furman 2-2; South Carolina 1-2; Virginia Tech 0-2. **Midwest Regional:** Eastern Mich. 3-1; Michigan 3-2; Illinois St. 1-2; Southern Ill. 0-2. **South Regional:** Auburn 3-0; Jacksonville 2-2; Florida St. 1-2; Middle Tenn. St. 0-2. **Midwest Regional:** Arizona 3-0; Texas A&M 2-2; Missouri 1-2; Tex.-Pan American 0-2. **South Central Regional:** Oklahoma 3-1; Texas

3-2; Miami (Fla.) 1-2; Lamar 0-2. **Rocky Mountain Regional:** Arizona St. 3-0; Minnesota 2-2; Memphis 1-2; Gonzaga 0-2. **West Regional:** Washington St. 3-1; Cal St. Fullerton 3-2; Pepperdine 1-2; Northern Colo. 0-2.

College World Series: Clemson 9, Auburn 4; Eastern Mich. 3, Maine 2; Arizona St. 7, Arizona 6 (10 inn.); Washington St. 6, Oklahoma 1; Maine 9, Auburn 8; Arizona 10, Oklahoma 2; Eastern Mich. 3, Clemson 2 (10 inn.); Arizona St. 9, Washington St. 3; Arizona 10, Clemson 6; Maine 6, Washington St. 3; Eastern Mich. 2, Arizona St. 1; Arizona St. 7, Maine 0; Arizona 11, Eastern Mich. 6; Arizona 5, Arizona St. 1. **Championship:** Arizona 7, Eastern Mich. 1.

1977 Northeast Regional: Temple 4 wins, 0 losses; St. John's (N.Y.) 3-2; Cornell 2-2; Catholic 1-2; Seton Hall 0-2; Connecticut 0-2. **Atlantic Regional:** South Carolina 4-1; Wake Forest 2-2; South Ala. 1-2; East Caro. 0-2. **Midwest Regional:** Minnesota 3-0; Florida 2-2; Central Mich. 1-2; Virginia Tech 0-2. **South Regional:** Clemson 3-1; Miami (Fla.) 3-2; Mississippi 1-2; Morehead St. 0-2. **Midwest Regional:** Southern Ill. 3-0; Michigan 2-2; Oklahoma 1-2; Texas A&M 0-2. **South Central Regional:** Baylor 4-1; Miami (Ohio) 2-2; New Orleans 1-2; Lamar 0-2. **Rocky Mountain Regional:** Arizona St. 3-0; Washington St. 2-2; Cal St. Fullerton 1-2; Portland St. 0-2. **West Regional:** Cal St. Los Angeles 4-1; Southern California 2-2; Fresno St. 1-2; Hawaii 0-2.

College World Series: Southern Ill. 10, Temple 5; Arizona St. 10, Clemson 7; Cal St. Los Angeles 7, Minnesota 4; South Carolina 3, Baylor 2 (10 inn.); Clemson 13, Temple 4; Minnesota 4, Baylor 3 (11 inn.); Southern Ill. 3, Arizona St. 2; South Carolina 6, Cal St. Los Angeles 2; Arizona St. 8, Minnesota 4; Cal St. Los Angeles 1, Clemson 0; South Carolina 5, Southern Ill. 4; Southern Ill. 9, Cal St. Los Angeles 7; Arizona St. 6, South Carolina 2; Arizona St. 10, Southern Ill. 0. **Championship:** Arizona St. 2, South Carolina 1.

1978 Northeast Regional: St. John's (N.Y.) 5 wins, 1 loss; Temple 3-2; Delaware 2-2; Holy Cross 1-2; Harvard 0-2; Massachusetts 0-2. **Atlantic Regional:** Miami (Fla.) 4-1; Marshall 2-2; Clemson 1-2; Florida St. 0-2. **Midwest Regional:** Michigan 3-0; Texas A&M 2-2; Eastern Mich. 1-2; Missouri 0-2. **South Regional:** North Carolina 3-1; Memphis 3-2; Auburn 1-2; East Tenn. St. 0-2. **Midwest Regional:** Oral Roberts 3-0; Southern Ill. 2-2; Oklahoma St. 1-2; Michigan St. 0-2. **South Central Regional:** Baylor 3-0; Mississippi St. 2-2; Tex.-Pan American 1-2; Louisiana Tech 0-2. **Rocky Mountain Regional:** Arizona St. 4-1; Gonzaga 2-2; UNLV 1-2; Washington St. 0-2. **West Regional:** Southern California 3-0; Arizona 2-2; Cal St. Fullerton 1-2; Santa Clara 0-2.

College World Series: Michigan 4, Baylor 0; Southern California 9, Miami (Fla.) 3; Oral Roberts 11, North Carolina 0; Arizona St. 13, St. John's (N.Y.) 2; Miami (Fla.) 12, Baylor 1; North Carolina 9, St. John's (N.Y.) 5; Southern California 11, Michigan 3; Arizona St. 7, Oral Roberts 6; North Carolina 7, Michigan 6; Miami (Fla.) 5, Oral Roberts 3; Southern California 5, Arizona St. 2; Arizona St. 11, Miami (Fla.) 3; Southern California 3, North Carolina 2. **Championship:** Southern California 10, Arizona St. 3.

1979 Northeast Regional: Connecticut 4 wins, 1 loss; St. John's (N.Y.) 2-2; Nebraska 1-2; Navy 0-2. **Atlantic Regional:** Miami (Fla.) 3-0; Clemson 2-2; Ga. Southern 1-2; Citadel 0-2. **Midwest Regional:** Pepperdine 3-0; San Diego St. 2-2; Michigan St. 1-2; Miami (Ohio) 0-2. **East Regional:** Arkansas 4-0; Delaware 3-2; Florida 2-2; George Washington 1-2; Seton Hall 0-2; Florida St. 0-2. **Midwest Regional:** Arizona 3-0; Hawaii 2-2; Oklahoma 1-2; Indiana St. 0-2. **Central Regional:** Texas 3-0; Brigham Young 2-2; Lamar 1-2; Tex.-Pan American 0-2. **South Regional:** Mississippi St. 4-1; Murray St. 2-2; New Orleans 1-2; Tulane 0-2. **West Regional:** Cal St. Fullerton 4-1; UCLA 2-2; Fresno St. 1-2; Portland 0-2.

College World Series: Arkansas 5, Pepperdine 4; Arizona 5, Miami (Fla.) 1; Texas 11, Connecticut 5; Mississippi St. 6, Cal St. Fullerton 1; Pepperdine 9, Miami (Fla.) 3; Cal St. Fullerton 8, Connecticut 3; Arkansas 10, Arizona 3; Texas 8, Mississippi St. 2;

Cal St. Fullerton 16, Arizona 3; Pepperdine 5, Mississippi St. 4 (10 inn.); Arkansas 9, Texas 4; Pepperdine 6, Texas 4; Cal St. Fullerton 13, Arkansas 10; Cal St. Fullerton 8, Pepperdine 5. **Championship:** Cal St. Fullerton 2, Arkansas 1.

1980 Northeast Regional: St. John's (N.Y.) 3 wins, 0 losses; Harvard 2-2; Maine 1-2; East Caro. 0-2. **West Regional:** Arizona 3-0; Gonzaga 2-2; Cal St. Fullerton 1-2; Fresno St. 0-2. **South Regional:** Florida St. 3-0; Western Ky. 2-2; New Orleans 1-2; Vanderbilt 0-2. **Central Regional:** Hawaii 3-0; Texas 2-2; Louisiana Tech 1-2; Tex.-Pan American 0-2. **Atlantic Regional:** Clemson 3-0; South Carolina 2-2; East Tenn. St. 1-2; Ga. Southern 0-2. **East Regional:** Miami (Fla.) 3-0; Delaware 2-2; James Madison 1-2; South Ala. 0-2. **Midwest Regional:** Michigan 3-0; Nebraska 2-2; Brigham Young 1-2; Central Mich. 0-2. **Midwest Regional:** California 5-1; UNLV 3-2; Missouri 2-2; Arkansas 1-2; Wichita St. 0-2; Oral Roberts 0-2.

College World Series: St. John's (N.Y.) 6, Arizona 1; Hawaii 7, Florida St. 6; Miami (Fla.) 13, Clemson 5; Michigan 9, California 8 (11 inn.); Arizona 5, Florida St. 3; California 6, Clemson 4; Hawaii 7, St. John's (N.Y.) 2; Miami (Fla.) 3, Michigan 2; California 8, St. John's (N.Y.) 5; Arizona 8, Michigan 0; Hawaii 9, Miami (Fla.) 3; California 4, Miami (Fla.) 3; Arizona 6, Hawaii 4 (11 inn.); Arizona 11, California 10. **Championship:** Arizona 5, Hawaii 3.

1981 Northeast Regional: Maine 3 wins, 1 loss; St. John's (N.Y.) 3-2; Central Mich. 1-2; Yale 0-2. **Midwest Regional:** Michigan 4-1; Eastern Mich. 2-2; New Orleans 1-2; UNLV 0-2. **Atlantic Regional:** Mississippi St. 3-0; East Tenn. St. 2-2; Wichita St. 1-2; Clemson 0-2. **West Regional:** Arizona St. 3-0; Cal St. Fullerton 2-2; Fresno St. 1-2; Gonzaga 0-2. **Central Regional:** Texas 3-1; Stanford 3-2; Lamar 1-2; Brigham Young 0-2. **East Regional:** South Carolina 3-0; Memphis 2-2; James Madison 1-2; Temple 0-2. **Midwest Regional:** Oklahoma St. 3-0; Oral Roberts 2-2; Southern Ill. 1-2; San Diego St. 0-2. **South Regional:** Miami (Fla.) 4-0; Florida 3-2; Florida St. 2-2; *Middle Tenn. St. 1-2; Missouri 0-2; Minnesota 0-2. **College World Series:** Mississippi St. 4, Michigan 0; Arizona St. 11, Texas 2; Oklahoma St. 8, South Carolina 5 (10 inn.); Miami (Fla.) 6, Maine 1; Arizona St. 4, Mississippi St. 3; Oklahoma St. 12, Miami (Fla.) 6; Texas 6, Michigan 5; South Carolina 12, Maine 7; Oklahoma St. 11, Arizona St. 10 (13 inn.); Texas 5, Miami (Fla.) 4; South Carolina 6, Mississippi St. 5; Texas 15, Oklahoma St. 8 (13 inn.); Arizona St. 10, South Carolina 7; Arizona St. 12, Texas 3. **Championship:** Arizona St. 7, Oklahoma St. 4.

*Middle Tenn. St. participation vacated.

1982 Northeast Regional: Maine 3 wins, 0 losses; Navy 2-2; Delaware 1-2; Seton Hall 0-2. **Atlantic Regional:** Miami (Fla.) 3-0; Stetson 2-2; South Fla. 1-2; Florida 0-2. **East Regional:** South Carolina 4-0; West Virginia 2-2; Citadel 2-2; Old Dominion 1-2; East Caro. 1-2; North Carolina 0-2. **South Regional:** Wichita St. 3-0; New Orleans 2-2; Tulane 1-2; Jackson St. 0-2. **Central Regional:** Texas 4-0; Eastern Mich. 3-2; Oklahoma 2-2; Florida St. 1-2; Ohio St. 0-2; Hardin-Simmons 0-2. **West I Regional:** Stanford 3-0; Pepperdine 2-2; Fresno St. 1-2; Hawaii 0-2. **West II Regional:** Cal St. Fullerton 3-0; Arizona St. 2-2; Houston 1-2; San Diego St. 0-2. **Midwest Regional:** Oklahoma St. 3-0; Middle Tenn. St. 2-2; Minnesota 1-2; Oral Roberts 0-2.

College World Series: Miami (Fla.) 7, Maine 2; Wichita St. 7, Cal St. Fullerton 0; Texas 9, Oklahoma St. 1; Stanford 15, South Carolina 4; Maine 6, Cal St. Fullerton 0; Oklahoma St. 10, South Carolina 8; Miami (Fla.) 4, Wichita St. 3; Texas 8, Stanford 6 (12 inn.); Wichita St. 13, Oklahoma St. 2; Maine 8, Stanford 5; Miami (Fla.) 2, Texas 1; Wichita St. 8, Texas 4; Miami (Fla.) 10, Maine 4. **Championship:** Miami (Fla.) 9, Wichita St. 3.

1983 East Regional: James Madison 4 wins, 0 losses; Delaware 3-2; Citadel 2-2; North Carolina 1-2; South Carolina 0-2; William & Mary 0-2. **West I Regional:** Stanford 3-0; UC Santa Barb. 2-2; San Diego St. 1-2; Oregon St. 0-2. **Northeast Regional:** Maine 3-0;

Harvard 2-2; Temple 1-2; New York Tech 0-2. **Midwest Regional:** Michigan 3-0; Morehead St. 2-2; Miami (Ohio) 1-2; Indiana St. 0-2. **West II Regional:** Arizona St. 3-0; Fresno St. 2-2; Cal St. Fullerton 1-2; Brigham Young 0-2. **Central Regional:** Texas 5-1; Mississippi St. 3-2; Tex.-Pan American 2-2; Tulane 1-2; Grambling 0-2; Northeast La. 0-2. **Midwest Regional:** Oklahoma St. 3-0; Oral Roberts 2-2; Wichita St. 1-2; Arkansas 0-2. **South Regional:** Alabama 3-0; Miami (Fla.) 2-2; Florida St. 1-2; South Ala. 0-2.

College World Series: Texas 12, James Madison 0; Oklahoma St. 3, Stanford 1; Michigan 6, Maine 5; Alabama 6, Arizona St. 5 (11 inn.); Stanford 3, James Madison 1; Arizona St. 7, Maine 0; Texas 6, Oklahoma St. 5 (11 inn.); Alabama 6, Michigan 5; Arizona 6, Oklahoma St. 5; Michigan 11, Stanford 4; Texas 6, Alabama 4 (10 inn.); Alabama 6, Arizona St. 0; Texas 4, Michigan 2. **Championship:** Texas 4, Alabama 3.

1984 Central Regional: UNLV 2, Oklahoma 1; Texas 6, Lamar 0; Lamar 4, Oklahoma 3; Texas 12, UNLV 3; Lamar 10, UNLV 5; Texas 6, Lamar 5 (10 inn.).

South II Regional: New Orleans 1, Appalachian St. 0; North Carolina 4, Eastern Ky. 2; South Carolina 4, Mississippi St. 1; Eastern Ky. 10, Appalachian St. 9; Mississippi St. 11, New Orleans 4; South Carolina 5, North Carolina 4; New Orleans 13, North Carolina 6; Mississippi St. 13, Eastern Ky. 8; New Orleans 6, South Carolina 5; Mississippi St. 18, South Carolina 9; New Orleans 6, Mississippi St. 3.

West I Regional: Cal St. Fullerton 10, Southern California 6; San Diego St. 10, Fresno St. 6; Fresno St. 15, Southern California 12; Cal St. Fullerton 16, San Diego St. 6; San Diego St. 10, Fresno St. 7; San Diego St. 9, Cal St. Fullerton 5; Cal St. Fullerton 8, San Diego St. 7 (11 inn.). **South I Regional:** East Caro. 5, South Ala. 4; Miami (Fla.) 6, Florida 5; Stetson 10, Florida 7; South Ala. 7, Florida 4; East Caro. 7, Florida St. 4; Miami (Fla.) 13, Stetson 8; South Ala. 10, Stetson 9; Miami (Fla.) 6, East Caro. 4; South Ala. 18, East Caro. 2; South Ala. 6, Miami (Fla.) 4; Miami (Fla.) 10, South Ala. 2.

Midwest Regional: Michigan 13, Temple 9; Indiana St. 4, Central Mich. 2; Central Mich. 15, Temple 10; Michigan 8, Indiana St. 2; Central Mich. 4, Indiana St. 0; Michigan 4, Central Mich. 3.

Midwest Regional: Oklahoma City 2, Texas A&M 1; Oklahoma St. 21, Grambling 5; Texas A&M 11, Grambling 5; Oklahoma City 5, Oklahoma St. 2; Oklahoma St. 5, Texas A&M 0; Oklahoma St. 11, Oklahoma City 1; Oklahoma St. 9, Oklahoma City 4.

Northeast Regional: Harvard 10, Seton Hall 8; Maine 12, Rider 6; Seton Hall 7, Rider 5; Maine 5, Harvard 4 (12 inn.); Seton Hall 9, Harvard 1; Seton Hall 3, Maine 2; Maine 5, Seton Hall 2. **West II Regional:** Hawaii 10, Stanford 7; Arizona St. 8, Washington St. 4; Stanford 3, Washington St. 1; Arizona St. 15, Hawaii 11; Stanford 11, Hawaii 7; Arizona St. 5, Stanford 4.

College World Series: Texas 6, New Orleans 3; Cal St. Fullerton 8, Michigan 4; Arizona St. 9, Miami (Fla.) 6; Oklahoma St. 9, Maine 5; New Orleans 11, Michigan 3; Miami (Fla.) 13, Maine 7; Texas 6, Cal St. Fullerton 4; Arizona St. 23, Oklahoma St. 12; Cal St. Fullerton 13, Miami (Fla.) 5; Oklahoma St. 8, New Orleans 7 (10 inn.); Texas 8, Arizona St. 4; Cal St. Fullerton 6, Arizona St. 1; Oklahoma St. 18, Texas 13; Cal St. Fullerton 10, Oklahoma St. 2. **Championship:** Cal St. Fullerton 3, Texas 1.

1985 East Regional: Western Caro. 5, Old Dominion 3; St. John's (N.Y.) 14, Rider 9; South Carolina 11, La Salle 1; Rider 3, Old Dominion 2; La Salle 13, Western Caro. 12 (10 inn.); South Carolina 13, St. John's (N.Y.) 6; Western Caro. 9, St. John's (N.Y.) 6; La Salle 17, Rider 12; South Carolina 14, Western Caro. 3; South Carolina 7, La Salle 2. **South II Regional:** Arkansas 20, Eastern Ky. 13; Georgia Tech 7, Central Mich. 6; Florida St. 11, George Mason 0; Eastern Ky. 10, Central Mich. 7; Arkansas 13, George Mason 9; Florida St. 9, Georgia Tech 1; Arkansas 7, Florida St. 6; Georgia Tech 14, Eastern Ky. 13; Georgia Tech 8, Florida St. 3; Arkansas 7, Georgia Tech 5. **Midwest Regional:** Wichita St. 12, Oral Roberts 1; Oklahoma St. 8, Minnesota 3; Oral Roberts 17, Minnesota 8; Oklahoma St. 15, Wichita St. 8; Wichita St. 15, Oral Roberts 14; Wichita St. 7,

Oklahoma St. 2; Oklahoma St. 10, Wichita St. 6. **South I Regional:** New Orleans 12, Michigan 10 (13 inn.); Mississippi St. 10, West Virginia 1; Michigan 9, West Virginia 2; Mississippi St. 8, New Orleans 4; Michigan 11, New Orleans 6; Michigan 14, Mississippi St. 6; Mississippi St. 19, Michigan 8. **West I Regional:** Stanford 17, Oregon St. 3; Nebraska 4, Pepperdine 2; Pepperdine 6, Oregon St. 1; Stanford 9, Nebraska 8; Pepperdine 7, Nebraska 6; Pepperdine 5, Stanford 1; Stanford 7, Pepperdine 1. **Atlantic Regional:** Virginia 14, Florida 1; Miami (Fla.) 22, Princeton 6; Florida 14, Princeton 4; Miami (Fla.) 11, Virginia 6; Florida 15, Virginia 2; Florida 8, Miami (Fla.) 1; Miami (Fla.) 12, Florida 9.

Central Regional: Oklahoma 9, Lamar 1; Houston 11, LSU 4; Texas 4, Grambling 3 (12 inn.); Lamar 4, LSU 3; Oklahoma 5, Grambling 2; Texas 9, Houston 2; Lamar 10, Houston 9; Texas 9, Oklahoma 4; Lamar 7, Oklahoma 5; Texas 10, Lamar 2. **West II Regional:** Arizona 7, Brigham Young 3; Fresno St. 7, California 6 (10 inn.); Brigham Young 9, California 5; Arizona 6, Fresno St. 0; Fresno St. 12, Brigham Young 8; Arizona 10, Fresno St. 3.

College World Series: Arkansas 1, South Carolina 0 (14 inn.); Mississippi St. 12, Oklahoma St. 3; Miami (Fla.) 17, Stanford 3; Texas 2, Arizona 1; Oklahoma St. 16, South Carolina 11; Stanford 9, Arizona 2; Mississippi St. 5, Arkansas 4; Texas 8, Miami (Fla.) 4; Arkansas 10, Stanford 4; Miami (Fla.) 2, Oklahoma St. 1; Texas 12, Mississippi St. 7; Miami (Fla.) 6, Mississippi St. 5; Texas 8, Arkansas 7 (10 inn.); Miami (Fla.) 2, Texas 1. **Championship:** Miami (Fla.) 10, Texas 6.

1986 South I Regional: Louisiana Tech 7, Tulane 5; Oklahoma 21, Eastern Ky. 14; LSU 14, Jackson St. 11; Tulane 16, Eastern Ky. 6; Louisiana Tech 14, Jackson St. 6; LSU 8, Oklahoma 5; LSU 7, Louisiana Tech 4; Tulane 14, Oklahoma 5; Tulane 9, Louisiana Tech 4; LSU 7, Tulane 6. **West Regional:** UC Santa Barb. 11, Loyola Marymount 5; Hawaii 6, UCLA 3; Loyola Marymount 12, UCLA 10; Hawaii 8, UC Santa Barb. 6 (11 inn.); Loyola Marymount 14, UC Santa Barb. 6; Loyola Marymount 10, Hawaii 6; Loyola Marymount 12, Hawaii 5. **Northeast Regional:** St. John's (N.Y.) 8, Rider 2; Maine 5, Rutgers 1; Rider 9, Rutgers 4; Maine 13, St. John's (N.Y.) 7; St. John's (N.Y.) 16, Rider 3; Maine 21, St. John's (N.Y.) 8. **Central Regional:** Pepperdine 11, Tex.-Pan American 0; Arizona 26, San Diego St. 5; Texas 21, Southern Ill. 7; Tex.-Pan American 10, San Diego St. 6; Pepperdine 5, Southern Ill. 3; Arizona 9, Texas 3; Arizona 10, Pepperdine 6; Texas 9, Tex.-Pan American 5; Pepperdine 2, Texas 0 (10 inn.); Arizona 5, Pepperdine 3. **Atlantic Regional:** Georgia Tech 9, Navy 8 (14 inn.); South Carolina 5, Alabama 3; Miami (Fla.) 10, Western Caro. 8; Alabama 4, Navy 1; Georgia Tech 8, Western Caro. 7 (11 inn.); Miami (Fla.) 7, South Carolina 5; Miami (Fla.) 7, Georgia Tech 6 (10 inn.); Alabama 8, South Carolina 7; Georgia Tech 12, Alabama 6; Miami (Fla.) 15, Georgia Tech 9. **Midwest Regional:** Oklahoma St. 20, Richmond 8; Arkansas 4, Oregon St. 3; Stanford 11, Appalachian St. 1; Oregon St. 7, Richmond 1; Oklahoma St. 23, Appalachian St. 2; Stanford 2, Arkansas 0; Oklahoma St. 16, Stanford 8; Oregon St. 1, Arkansas 0; Stanford 10, Oregon St. 7; Oklahoma St. 3, Stanford 0. **Midwest Regional:** Indiana St. 7, Michigan 1; Central Mich. 7, Oral Roberts 2; Oral Roberts 5, Michigan 4; Indiana St. 5, Central Mich. 3; Central Mich. 6, Oral Roberts 2; Indiana St. 7, Central Mich. 6 (11 inn.).

South II Regional: Texas A&M 10, South Fla. 2; Florida St. 10, North Carolina St. 6; South Fla. 12, North Carolina St. 4; Florida St. 12, Texas A&M 9; South Fla. 10, Texas A&M 7; Florida St. 11, South Fla. 7. **College World Series:** Loyola Marymount 4, LSU 3; Arizona 8, Maine 7; Miami (Fla.) 6, Oklahoma St. 2; Florida St. 5, Indiana St. 3; LSU 8, Maine 4; Oklahoma St. 4, Indiana St. 0; Arizona 7, Loyola Marymount 5; Florida St. 7, Miami (Fla.) 2; Oklahoma St. 11, Loyola Marymount 5; Miami (Fla.) 4, LSU 3; Arizona 9, Florida St. 5; Florida St. 6, Oklahoma St. 5; Miami (Fla.) 4, Arizona 2; Florida St. 4, Miami (Fla.) 3. **Championship:** Arizona 10, Florida St. 2.

1987 Atlantic Regional: Florida St. 10, East Caro. 5; South Ala. 2, Central Mich. 0; Ga. Southern 11, Miami (Fla.) 6; Central Mich. 17, East Caro. 9; Florida St. 5, Miami (Fla.) 2; South Ala. 6, Ga. Southern 1; Ga. Southern 3, Central Mich. 1; Florida St. 12, South Ala. 3; South Ala. 3, Ga. Southern 0; South Ala. 6, Florida St. 3; Florida St. 9, South Ala. 2. **South I Regional:** Seton Hall 15, Auburn 6; Clemson 8, West Virginia 0; Arkansas 10, Middle Tenn. St. 7; Auburn 5, Middle Tenn. St. 3; Arkansas 7, West Virginia 2; Clemson 6, Seton Hall 3; Auburn 22, Seton Hall 1; Arkansas 6, Clemson 5 (10 inn.); Clemson 6, Auburn 3; Arkansas 4, Clemson 2. **South II Regional:** LSU 5, Tulane 3; New Orleans 18, Louisiana Tech 5; Southern U. 1, Cal St. Fullerton 0; Cal St. Fullerton 4, Tulane 0; Louisiana Tech 5, Southern U. 2; LSU 14, New Orleans 1; New Orleans 6, Southern U. 2; Cal St. Fullerton 11, Louisiana Tech 0; LSU 3, New Orleans 0; LSU 7, Cal St. Fullerton 3. **Northeast Regional:** Fordham 5, Georgia 3; Dartmouth 4, Michigan 0; Rider 8, Georgia Tech 5; Georgia 5, Georgia Tech 1; Michigan 10, Rider 0; Fordham 4, Dartmouth 2; Rider 6, Dartmouth 3; Georgia 10, Michigan 8; Rider 12, Fordham 0; Georgia 10, Fordham 4; Georgia 13, Rider 5. **Central Regional:** Houston 10, Indiana St. 5; Sam Houston St. 5, Oklahoma 1; Texas 6, Lamar 5 (10 inn.); Indiana St. 10, Lamar 5; Texas 10, Oklahoma 5; Houston 8, Sam Houston St. 4; Texas 15, Houston 3; Sam Houston St. 10, Indiana St. 8; Houston 4, Sam Houston St. 0; Texas 13, Houston 4. **West I Regional:** Washington St. 10, Oral Roberts 5; Wichita St. 4, UC Santa Barb. 3; Stanford 12, Minnesota 1; Oral Roberts 7, Minnesota 0; Stanford 12, UC Santa Barb. 5; Washington St. 4, Wichita St. 3; Oral Roberts 11, Wichita St. 4; Stanford 12, Washington St. 11; Oral Roberts 14, Washington St. 13 (12 inn.); Stanford 9, Oral Roberts 4. **West II Regional:** UCLA 12, Hawaii 11; Arizona St. 9, Southwest Mo. St. 5; Pepperdine 7, Arizona 3; Hawaii 6, Arizona 3; Pepperdine 10, Southwest Mo. St. 4; Arizona St. 9, UCLA 3; UCLA 16, Hawaii 7; Arizona St. 4, Pepperdine 2; UCLA 21, Pepperdine 5; Arizona St. 14, UCLA 4. **Midwest Regional:** Texas A&M 13, Purdue 3; Mississippi St. 10, North Carolina St. 6; Oklahoma St. 6, Western Caro. 3; Western Caro. 8, Purdue 7; Oklahoma St. 8, North Carolina St. 6; Texas A&M 7, Mississippi St. 4; Texas A&M 4, Oklahoma St. 1; Western Caro. 8, Mississippi St. 1; Oklahoma St. 9, Western Caro. 6; Oklahoma St. 7, Texas A&M 4; Oklahoma St. 11, Texas A&M 9.

College World Series: Oklahoma St. 8, Arizona St. 3; LSU 6, Florida St. 2 (10 inn.); Texas 13, Arkansas 6; Stanford 3, Georgia 2; Florida St. 3, Arizona St. 0; Arkansas 5, Georgia 4; Oklahoma St. 8, LSU 7; Stanford 6, Texas 1; LSU 5, Arkansas 2; Texas 6, Florida St. 4 (10 inn.); Oklahoma St. 6, Stanford 2; Stanford 6, LSU 5 (10 inn.); Texas 6, Oklahoma St. 5; Stanford 9, Texas 3. **Championship:** Stanford 9, Oklahoma St. 5.

1988 Northeast Regional: Clemson 3, Fordham 2 (19 inn.); St. John's (N.Y.) 5, Stanford 3; Kentucky 6, Rutgers 2; Stanford 7, Fordham 5; Rutgers 6, Clemson 1; Kentucky 12, St. John's (N.Y.) 5; Clemson 11, St. John's (N.Y.) 1; Stanford 8, Rutgers 1; Kentucky 8, Clemson 7; Stanford 6, Kentucky 5; Stanford 16, Kentucky 2. **East Regional:** Stetson 2, George Mason 1; Florida St. 10, Stetson 3; Florida 7, George Mason 0; Tulane 1, North Carolina St. 0; North Carolina St. 13, Florida 3; Florida 9, Tulane 5; Florida St. 8, Tulane 6; Stetson 4, North Carolina St. 1; Florida 9, Florida St. 3; Stetson 7, Florida St. 2; Florida 8, Stetson 0. **Atlantic Regional:** Miami (Fla.) 4, Towson 0; Georgia Tech 9, Va. Commonwealth 6; South Carolina 3, James Madison 2; Towson 4, Va. Commonwealth 2; Miami (Fla.) 18, James Madison 8; Georgia Tech 7, South Carolina 6; South Carolina 5, Towson 1; Miami (Fla.) 4, Georgia Tech 2; South Carolina 5, Georgia Tech 0; Miami (Fla.) 10, South Carolina 3. **Central Regional:** California 13, Pennsylvania 3; Texas 7, Southern U. 3; Michigan 6, New Orleans 4; Pennsylvania 10, Southern U. 6; Texas 16, New Orleans 10; California 8, Michigan 7 (11 inn.); Michigan 7, Pennsylvania 6; California 8, Texas 7; Texas 5, Michigan 4; California 6, Texas 5. **Midwest Regional:** Wichita St. 6, Southwestern La. 2; Oklahoma St. 14, McNeese St. 4; Loyola

5; South Ala. 2, Central Mich. 0; Ga. Southern 11, Miami (Fla.) 6; Central Mich. 17, East Caro. 9; Florida St. 5, Miami (Fla.) 2; South Ala. 6, Ga. Southern 1; Ga. Southern 3, Central Mich. 1; Florida St. 12, South Ala. 3; South Ala. 3, Ga. Southern 0; South Ala. 6, Florida St. 3; Florida St. 9, South Ala. 2. **South I Regional:** Seton Hall 15, Auburn 6; Clemson 8, West Virginia 0; Arkansas 10, Middle Tenn. St. 7; Auburn 5, Middle Tenn. St. 3; Arkansas 7, West Virginia 2; Clemson 6, Seton Hall 3; Auburn 22, Seton Hall 1; Arkansas 6, Clemson 5 (10 inn.); Clemson 6, Auburn 3; Arkansas 4, Clemson 2. **South II Regional:** LSU 5, Tulane 3; New Orleans 18, Louisiana Tech 5; Southern U. 1, Cal St. Fullerton 0; Cal St. Fullerton 4, Tulane 0; Louisiana Tech 5, Southern U. 2; LSU 14, New Orleans 1; New Orleans 6, Southern U. 2; Cal St. Fullerton 11, Louisiana Tech 0; LSU 3, New Orleans 0; LSU 7, Cal St. Fullerton 3. **Northeast Regional:** Fordham 5, Georgia 3; Dartmouth 4, Michigan 0; Rider 8, Georgia Tech 5; Georgia 5, Georgia Tech 1; Michigan 10, Rider 0; Fordham 4, Dartmouth 2; Rider 6, Dartmouth 3; Georgia 10, Michigan 8; Rider 12, Fordham 0; Georgia 10, Fordham 4; Georgia 13, Rider 5. **Central Regional:** Houston 10, Indiana St. 5; Sam Houston St. 5, Oklahoma 1; Texas 6, Lamar 5 (10 inn.); Indiana St. 10, Lamar 5; Texas 10, Oklahoma 5; Houston 8, Sam Houston St. 4; Texas 15, Houston 3; Sam Houston St. 10, Indiana St. 8; Houston 4, Sam Houston St. 0; Texas 13, Houston 4. **West I Regional:** Washington St. 10, Oral Roberts 5; Wichita St. 4, UC Santa Barb. 3; Stanford 12, Minnesota 1; Oral Roberts 7, Minnesota 0; Stanford 12, UC Santa Barb. 5; Washington St. 4, Wichita St. 3; Oral Roberts 11, Wichita St. 4; Stanford 12, Washington St. 11; Oral Roberts 14, Washington St. 13 (12 inn.); Stanford 9, Oral Roberts 4. **West II Regional:** UCLA 12, Hawaii 11; Arizona St. 9, Southwest Mo. St. 5; Pepperdine 7, Arizona 3; Hawaii 6, Arizona 3; Pepperdine 10, Southwest Mo. St. 4; Arizona St. 9, UCLA 3; UCLA 16, Hawaii 7; Arizona St. 4, Pepperdine 2; UCLA 21, Pepperdine 5; Arizona St. 14, UCLA 4. **Midwest Regional:** Texas A&M 13, Purdue 3; Mississippi St. 10, North Carolina St. 6; Oklahoma St. 6, Western Caro. 3; Western Caro. 8, Purdue 7; Oklahoma St. 8, North Carolina St. 6; Texas A&M 7, Mississippi St. 4; Texas A&M 4, Oklahoma St. 1; Western Caro. 8, Mississippi St. 1; Oklahoma St. 9, Western Caro. 6; Oklahoma St. 7, Texas A&M 4; Oklahoma St. 11, Texas A&M 9.

College World Series: Oklahoma St. 8, Arizona St. 3; LSU 6, Florida St. 2 (10 inn.); Texas 13, Arkansas 6; Stanford 3, Georgia 2; Florida St. 3, Arizona St. 0; Arkansas 5, Georgia 4; Oklahoma St. 8, LSU 7; Stanford 6, Texas 1; LSU 5, Arkansas 2; Texas 6, Florida St. 4 (10 inn.); Oklahoma St. 6, Stanford 2; Stanford 6, LSU 5 (10 inn.); Texas 6, Oklahoma St. 5; Stanford 9, Texas 3. **Championship:** Stanford 9, Oklahoma St. 5.

1988 Northeast Regional: Clemson 3, Fordham 2 (19 inn.); St. John's (N.Y.) 5, Stanford 3; Kentucky 6, Rutgers 2; Stanford 7, Fordham 5; Rutgers 6, Clemson 1; Kentucky 12, St. John's (N.Y.) 5; Clemson 11, St. John's (N.Y.) 1; Stanford 8, Rutgers 1; Kentucky 8, Clemson 7; Stanford 6, Kentucky 5; Stanford 16, Kentucky 2. **East Regional:** Stetson 2, George Mason 1; Florida St. 10, Stetson 3; Florida 7, George Mason 0; Tulane 1, North Carolina St. 0; North Carolina St. 13, Florida 3; Florida 9, Tulane 5; Florida St. 8, Tulane 6; Stetson 4, North Carolina St. 1; Florida 9, Florida St. 3; Stetson 7, Florida St. 2; Florida 8, Stetson 0. **Atlantic Regional:** Miami (Fla.) 4, Towson 0; Georgia Tech 9, Va. Commonwealth 6; South Carolina 3, James Madison 2; Towson 4, Va. Commonwealth 2; Miami (Fla.) 18, James Madison 8; Georgia Tech 7, South Carolina 6; South Carolina 5, Towson 1; Miami (Fla.) 4, Georgia Tech 2; South Carolina 5, Georgia Tech 0; Miami (Fla.) 10, South Carolina 3. **Central Regional:** California 13, Pennsylvania 3; Texas 7, Southern U. 3; Michigan 6, New Orleans 4; Pennsylvania 10, Southern U. 6; Texas 16, New Orleans 10; California 8, Michigan 7 (11 inn.); Michigan 7, Pennsylvania 6; California 8, Texas 7; Texas 5, Michigan 4; California 6, Texas 5. **Midwest Regional:** Wichita St. 6, Southwestern La. 2; Oklahoma St. 14, McNeese St. 4; Loyola

Marymount 8, Arkansas 3; McNeese St. 11, Southwestern La. 6; Oklahoma St. 13, Arkansas 7; Wichita St. 10, Loyola Marymount 6; Loyola (Cal.) 12, McNeese St. 4; Wichita St. 8, Oklahoma St. 5; Oklahoma St. 8, Loyola Marymount 6; Oklahoma St. 12, Wichita St. 7; Wichita St. 15, Oklahoma St. 5. **South Regional:** Middle Tenn. St. 3, Texas A&M 1; Mississippi St. 7, Western Caro. 4 (11 inn.); Cal St. Fullerton 6, Missouri 3; Texas A&M 8, Western Caro. 6; Missouri 10, Middle Tenn. St. 6; Cal St. Fullerton 5, Mississippi St. 1; Mississippi St. 12, Middle Tenn. St. 4; Texas A&M 6, Missouri 2; Cal St. Fullerton 5, Mississippi St. 3 (12 inn.); Cal St. Fullerton 6, Texas A&M 3. **West I Regional:** Washington St. 8, Santa Clara 5; Fresno St. 10, Minnesota 8 (10 inn.); Southern California 9, Brigham Young 8; Santa Clara 6, Minnesota 3; Fresno St. 9, Brigham Young 4; Southern California 10, Washington St. 9; Washington St. 6, Santa Clara 5; Southern California 18, Fresno St. 17; Fresno St. 7, Washington St. 6; Fresno St. 17, Southern California 12; Fresno St. 14, Southern California 3. **West II Regional:** Evansville 1, Arizona St. 0; Pepperdine 10, Oklahoma 1; Central Mich. 10, UNLV 7; Arizona St. 13, Oklahoma 6; UNLV 2, Evansville 1; Pepperdine 11, Central Mich. 8; Central Mich. 7, Evansville 6; Arizona St. 27, UNLV 8; Pepperdine 5, Central Mich. 4 (14 inn.); Arizona St. 11, Pepperdine 4; Arizona St. 10, Pepperdine 5. **College World Series:** Arizona St. 4, California 2; Wichita St. 5, Florida 4; Stanford 10, Fresno St. 3; Cal St. Fullerton 9, Miami (Fla.) 3; Florida 6, California 5; Wichita St. 7, Arizona St. 4; Miami (Fla.) 8, Fresno St. 4 (12 inn.); Cal St. Fullerton 5, Stanford 3; Arizona St. 10, Florida 1; Stanford 2, Miami (Fla.) 1; Arizona St. 4, Wichita St. 3 (10 inn.); Stanford 3, Cal St. Fullerton 1; Arizona St. 19, Wichita St. 1; Stanford 9, Cal St. Fullerton 5. **Championship:** Stanford 9, Arizona St. 4.

1989 Atlantic Regional: Florida St. 13, Rider 7; Clemson 6, Stetson 2; Auburn 9, South Fla. 3; Stetson 13, Rider 6; Florida St. 8, South Fla. 1; Auburn 14, Clemson 7; Clemson 13, Stetson 5; Florida St. 7, Auburn 6; Clemson 11, Auburn 1; Florida St. 8, Clemson 1. **South Regional:** Mississippi St. 8, Western Caro. 0; Jacksonville 3, Indiana St. 2; North Carolina 8, Nicholls St. 4; Indiana St. 10, Western Caro. 3; Mississippi St. 11, Nicholls St. 2; North Carolina 8, Jacksonville 3; Indiana St. 9, Jacksonville 4; North Carolina 2, Mississippi St. 1; Mississippi St. 11, Indiana St. 2; Mississippi St. 6, North Carolina 0; North Carolina 7, Mississippi St. 1. **Northeast Regional:** Le Moyne 7, Arkansas 5; Arizona St. 5, George Washington 0; Pennsylvania 7, Illinois 1; Arkansas 8, George Washington 2; Illinois 7, Le Moyne 0; Arizona St. 15, Pennsylvania 4; Le Moyne 18, Pennsylvania 16 (12 inn.); Arkansas 9, Illinois 2; Le Moyne 4, Arizona St. 2; Arkansas 1, Arizona St. 0; Arkansas 6, Le Moyne 5. **Central Regional:** Texas A&M 23, Jackson St. 3; LSU 12, UNLV 10; South Ala. 11, Brigham Young 10 (10 inn.); UNLV 13, Jackson St. 2; Texas A&M 25, Brigham Young 4; South Ala. 6, LSU 4; LSU 13, UNLV 8; Texas A&M 17, South Ala. 6; LSU 6, South Ala. 5; LSU 13, Texas A&M 5; LSU 5, Texas A&M 4 (11 inn.). **West I Regional:** Oklahoma 5, Loyola Marymount 2; Long Beach St. 14, Hawaii 7; Arizona 12, Eastern Ky. 6; Loyola Marymount 9, Eastern Ky. 3; Arizona 17, Hawaii 3; Long Beach St. 11, Oklahoma 4; Loyola Marymount 6, Oklahoma 5 (11 inn.); Long Beach St. 10, Arizona 6; Arizona 13, Loyola Marymount 4; Long Beach St. 10, Arizona 3. **West II Regional:** Wichita St. 4, Portland 0; Fresno St. 9, Notre Dame 8; Michigan 4, Pepperdine 3; Notre Dame 8, Portland 6 (13 inn.); Wichita St. 12, Pepperdine 1; Michigan 5, Fresno St. 3; Fresno St. 11, Notre Dame 4; Michigan 14, Wichita St. 5; Wichita St. 6, Fresno St. 4; Wichita St. 3, Michigan 2; Wichita St. 9, Michigan 5. **Midwest Regional:** Oklahoma St. 6, Sam Houston St. 5; Texas 2, New Orleans 0; Western Mich. 9, Southern California 8; New Orleans 8, Sam Houston St. 4; Texas 11, Southern California 8; Oklahoma St. 8, Western Mich. 3 (10 inn.); New Orleans 6, Western Mich. 5; Texas 8, Oklahoma St. 7; New Orleans 3, Oklahoma St. 2; Texas 9, New Orleans 3. **East Regional:** Miami (Fla.) 3, Villanova 1; Florida 11, East Caro. 6; UCF 6, Georgia Tech 4;

Villanova 10, East Caro. 6; Georgia Tech 9, Miami (Fla.) 7; UCF 10, Florida 7; Miami (Fla.) 9, Florida 1; Villanova 18, Georgia Tech 16 (10 inn.); Miami (Fla.) 10, UCF 17; Villanova 5, UCF 2; Miami (Fla.) 4, Villanova 1.

College World Series: Florida St. 4, North Carolina 2; Wichita St. 3, Arkansas 1; Texas 7, Long Beach St. 1; Miami (Fla.) 5, LSU 2; Arkansas 7, North Carolina 3; LSU 8, Long Beach St. 5; Florida St. 4, Wichita St. 2; Texas 12, Miami (Fla.) 2; Wichita St. 8, Arkansas 4; LSU 6, Miami (Fla.) 3; Wichita St. 7, Florida St. 4; Texas 12, LSU 7; Wichita St. 12, Florida St. 9. **Championship:** Wichita St. 5, Texas 3.

1990 Atlantic Regional: East Caro. 4, South Fla. 2; Citadel 11, North Carolina St. 3; Miami (Fla.) 4, Stetson 3; North Carolina St. 13, Stetson 2; Miami (Fla.) 5, South Fla. 2; Citadel 8, East Caro. 5; North Carolina St. 8, East Caro. 1; Citadel 6, Miami (Fla.) 2; Miami (Fla.) 6, North Carolina St. 1; Citadel 4, Miami (Fla.) 1. **Central Regional:** Creighton 9, Clemson 6; Texas 9, Texas-Arlington 8; Cal St. Fullerton 16, Old Dominion 3; Clemson 8, Texas-Arlington 5; Texas 10, Old Dominion 0; Cal St. Fullerton 6, Creighton 3; Cal St. Fullerton 5, Texas 2; Creighton 4, Clemson 3; Texas 11, Creighton 9; Cal St. Fullerton 3, Texas 0.

Midwest Regional: Fordham 8, Arkansas 5; South Ala. 6, UCLA 4; Ga. Southern 4, Wichita St. 2 (13 inn.); Wichita St. 7, Arkansas 6; UCLA 13, Fordham 8; Ga. Southern 13, South Ala. 4; South Ala. 6, Fordham 5; UCLA 7, Wichita St. 5; South Ala. 3, Ga. Southern 2; Ga. Southern 5, UCLA 4; Ga. Southern 6, South Ala. 5. **Northeast Regional:** North Carolina 3, Rutgers 2; Maine 4, Iowa 3; Georgia 7, Connecticut 2; Rutgers 15, Connecticut 5; North Carolina 5, Iowa 3; Georgia 6, Maine 3; Georgia 5, North Carolina 4; Rutgers 5, Maine 4; Rutgers 9, North Carolina 7; Rutgers 4, Georgia 3; Georgia 20, Rutgers 9. **South I Regional:** Houston 4, Georgia Tech 2; Southern California 23, Southern Miss. 5; LSU 8, Southwestern La. 0; Southern Miss. 14, Southwestern La. 10; LSU 11, Georgia Tech 5; Southern California 26, Houston 11; Southern California 5, LSU 4; Houston 15, Southern Miss. 3; LSU 6, Houston 4; LSU 5, Southern California 4; LSU 7, Southern California 6. **South II Regional:** Florida St. 7, Lafayette St. 6; Illinois 8, Central Mich. 6; Mississippi St. 16, Brigham Young 5; Brigham Young 13, Lafayette St. 3; Florida St. 4, Central Mich. 2; Mississippi St. 5, Illinois 3; Mississippi St. 11, Florida St. 8; Illinois 8, Brigham Young 5; Florida St. 6, Illinois 4; Florida St. 11, Mississippi St. 9; Mississippi St. 4, Florida St. 3. **West I Regional:** San Diego St. 18, Middle Tenn. St. 6; Fresno St. 3, Southern Ill. 2; Stanford 7, Campbell 0; Southern Ill. 8, Campbell 7; Stanford 6, Middle Tenn. St. 1; San Diego St. 8, Fresno St. 4; Stanford 6, San Diego St. 2; Southern Ill. 3, Fresno St. 1; San Diego St. 4, Southern Ill. 3 (10 inn.); Stanford 6, San Diego St. 2. **West II Regional:** Washington St. 13, Loyola Marymount 2; Oklahoma St. 7, UC Santa Barb. 2; Arizona St. 12, Pennsylvania 1; Pennsylvania 5, UC Santa Barb. 3; Arizona St. 11, Loyola Marymount 9; Oklahoma St. 14, Washington St. 0; Oklahoma St. 17, Arizona St. 9; Washington St. 8, Pennsylvania 2; Arizona St. 8, Washington St. 6 (10 inn.); Oklahoma St. 10, Arizona St. 5.

College World Series: Stanford 5, Ga. Southern 4 (10 inn.); Georgia 3, Mississippi St. 0; LSU 8, Citadel 2; Oklahoma St. 14, Cal St. Fullerton 4; Mississippi St. 15, Ga. Southern 1; Georgia 16, Stanford 2; Citadel 8, Cal St. Fullerton 7 (12 inn.); Oklahoma St. 7, LSU 1; Stanford 6, Mississippi St. 1; LSU 6, Citadel 1; Stanford 4, Georgia 2; Oklahoma St. 14, LSU 3; Georgia 5, Stanford 1. **Championship:** Georgia 2, Oklahoma St. 1.

1991 Atlantic Regional: Alabama 5, Florida Int'l 1; St. John's (N.Y.) 5, Georgia Tech 4; Florida St. 6, Coastal Caro. 0; Georgia Tech 11, Coastal Caro. 7; Florida St. 6, Florida Int'l 3; Alabama 5, St. John's (N.Y.) 2; Florida St. 5, Alabama 2; Georgia Tech 5, St. John's (N.Y.) 4; Alabama 8, Georgia Tech 4; Florida St. 6, Alabama 5. **Central Regional:** Oklahoma St. 9, Rutgers 4; Texas 16, UAB 3; Long Beach St. 6, Southern Miss. 5 (11 inn.); UAB 10, Rutgers 9; Texas 18, Southern Miss. 2; Long Beach St. 7, Oklahoma St. 5; Long Beach St. 17, Texas 10; Oklahoma St. 8, UAB

7 (10 inn.); Oklahoma St. 6, Texas 1; Oklahoma St. 12, Long Beach St. 8; Long Beach St. 8, Oklahoma St. 4. **East Regional:** Missouri 5, Jacksonville 4; North Carolina St. 11, Ohio 5; Florida 2, Furman 0; Furman 7, Ohio 2; Florida 3, Jacksonville 0; North Carolina St. 3, Missouri 1; Florida 9, North Carolina St. 4; Missouri 8, Furman 4; North Carolina St. 8, Missouri 5; Florida 3, North Carolina St. 2 (10 inn.). **Midwest Regional:** California 8, Baylor 3; Ohio St. 7, Rider 4; Wichita St. 10, East Caro. 5; East Caro. 6, Rider 5; Wichita St. 13, Baylor 7; California 10, Ohio St. 8; Wichita St. 8, California 1; Ohio St. 6, East Caro. 5; California 6, Ohio St. 5; Wichita St. 11, California 5.

Northeast Regional: Clemson 13, Princeton 5; Mississippi St. 10, Towson 4; Maine 10, Villanova 3; Towson 5, Princeton 0; Clemson 8, Villanova 3; Mississippi St. 6, Maine 5; Clemson 10, Mississippi St. 9; Maine 8, Towson 0; Maine 8, Mississippi St. 5; Clemson 13, Maine 5. **South Regional:** South Ala. 5, Oklahoma 4 (10 inn.); Texas A&M 16, Southwestern La. 4; LSU 13, Northwestern St. 2; Southwestern La. 11, Northwestern St. 7; LSU 4, Oklahoma 3; Texas A&M 12, South Ala. 0; LSU 7, Texas A&M 1; Southwestern La. 6, South Ala. 3; Southwestern La. 13, Texas A&M 10; LSU 8, Southwestern La. 5. **West I Regional:** Minnesota 5, Hawaii 3; Southern California 7, Middle Tenn. St. 5; Creighton 5, Pepperdine 3; Hawaii 7, Middle Tenn. St. 3; Southern California 17, Pepperdine 7; Creighton 8, Minnesota 3; Creighton 8, Southern California 7 (10 inn.); Hawaii 12, Minnesota 9; Hawaii 7, Southern California 3; Creighton 15, Hawaii 8. **West II Regional:** Miami (Fla.) 13, Portland 1; Stanford 12, San Diego St. 5; Fresno St. 7, Cal St. Northridge 2; Portland 12, San Diego St. 5; Cal St. Northridge 13, Miami (Fla.) 6; Fresno St. 4, Stanford 2; Stanford 15, Miami (Fla.) 7; Cal St. Northridge 12, Portland 7; Fresno St. 7, Stanford 5; Cal St. Northridge 6, Fresno St. 2; Fresno St. 6, Cal St. Northridge 5.

College World Series: Fresno St. 6, Florida St. 3; LSU 8, Florida 1; Creighton 8, Clemson 4; Wichita St. 8, Long Beach St. 5; Florida 5, Florida St. 0; LSU 15, Fresno St. 3; Long Beach St. 12, Clemson 11; Wichita St. 3, Creighton 2 (12 inn.); Florida 2, Fresno St. 1; Creighton 13, Long Beach St. 4; LSU 19, Florida 8; Wichita St. 11, Creighton 3. **Championship:** LSU 6, Wichita St. 3.

1992 Atlantic Regional: South Carolina 5, Notre Dame 1; North Carolina St. 6, Delaware 2; Miami (Fla.) 3, UMBC 1; Delaware 6, UMBC 5 (10 inn.); Notre Dame 6, Miami (Fla.) 3; South Carolina 9, North Carolina St. 6; Miami (Fla.) 5, North Carolina St. 4; Notre Dame 12, Delaware 6; Miami (Fla.) 17, South Carolina 2; Notre Dame 11, South Carolina 2; Miami (Fla.) 5, Notre Dame 1. **Central Regional:** Long Beach St. 7, Southwestern La. 6; Texas 2, Va. Commonwealth 0; Creighton 11, Texas-Arlington 6; Va. Commonwealth 12, Southwestern La. 5; Texas 17, Texas-Arlington 1; Long Beach St. 5, Creighton 2; Texas 9, Long Beach St. 1; Va. Commonwealth 5, Creighton 4 (11 inn.); Va. Commonwealth 16, Long Beach St. 6; Va. Commonwealth 4, Texas 2; Texas 12, Va. Commonwealth 3. **East Regional:** Texas A&M 15, California 6; Georgia Tech 5, George Mason 4; Florida 6, Rider 1; George Mason 10, Rider 2; California 4, Florida 3 (10 inn.); Georgia Tech 3, Texas A&M 2 (10 inn.); Texas A&M 6, Florida 5; California 16, George Mason 5; Texas A&M 7, Georgia Tech 5; California 3, Georgia Tech 2; California 11, Texas A&M 4. **Midwest Regional:** Clemson 8, Yale 4; Oklahoma 4, UCLA 3 (13 inn.); Mississippi St. 1, Nicholls St. 0 (11 inn.); Yale 13, Nicholls St. 4; UCLA 6, Clemson 5; Mississippi St. 9, Oklahoma 6; Oklahoma 7, Clemson 6; UCLA 8, Yale 0; Oklahoma 10, Mississippi St. 6; UCLA 3, Mississippi St. 2; Oklahoma 10, UCLA 0. **Midwest Regional:** Cal St. Northridge 5, Arizona St. 1; Oklahoma St. 12, Minnesota 11; Wichita St. 9, George Washington 0; Minnesota 19, George Washington 3; Wichita St. 3, Arizona St. 1; Oklahoma St. 5, Cal St. Northridge 0; Wichita St. 5, Oklahoma St. 0; Minnesota 7, Cal St. Northridge 6; Oklahoma St. 15, Minnesota 6; Wichita St. 5, Oklahoma St. 2. **South I Regional:** Cal St. Fullerton 3, Ohio St. 2; Tulane 4, South Ala. 2; LSU 8, Providence 1;

Providence 4, South Ala. 0; Ohio St. 5, LSU 0; Cal St. Fullerton 8, Tulane 0; LSU 7, Tulane 3; Ohio St. 7, Providence 6 (12 inn.); Cal St. Fullerton 11, LSU 0; Cal St. Fullerton 13, Ohio St. 1. **South II Regional:** Stanford 2, Stetson 1 (12 inn.); Kent 5, Georgia 2; Western Caro. 1, Florida St. 0; Florida St. 2, Stetson 0; Stanford 7, Georgia 3; Western Caro. 14, Kent 1; Western Caro. 5, Stanford 0; Florida St. 4, Kent 2; Florida St. 9, Stanford 4; Florida St. 4, Western Caro. 3; Florida St. 18, Western Caro. 3. **West Regional:** Pepperdine 5, Fresno St. 4 (10 inn.); Southeastern La. 8, Hawaii 0; Washington 6, Arizona 5; Hawaii 10, Arizona 3; Washington 4, Fresno St. 3; Pepperdine 8, Southeastern La. 5; Pepperdine 11, Washington 0; Hawaii 10, Southeastern La. 3; Hawaii 9, Washington 3; Hawaii 6, Pepperdine 3; Pepperdine 9, Hawaii 0. **College World Series:** Miami (Fla.) 4, California 3 (13 inn.); Cal St. Fullerton 7, Florida St. 2; Pepperdine 6, Wichita St. 0; Texas 15, Oklahoma 3; Florida St. 5, California 4; Miami (Fla.) 4, Cal St. Fullerton 3; Oklahoma 8, Wichita St. 4; Pepperdine 7, Texas 0; Cal St. Fullerton 6, Florida St. 0; Texas 8, Oklahoma 5; Cal St. Fullerton 7, Miami (Fla.) 5; Pepperdine 5, Texas 4; Cal St. Fullerton 8, Miami (Fla.) 1. **Championship:** Pepperdine 3, Cal St. Fullerton 2.

1993 Atlantic Regional: Wichita St. 14, Ohio St. 5; South Carolina 6, East Caro. 5; Georgia Tech 4, Liberty 1; East Caro. 6, Liberty 0; Ohio St. 7, Georgia Tech 4; Wichita St. 3, South Carolina 2; Georgia Tech 12, South Carolina 0; Ohio St. 6, East Caro. 2; Wichita St. 5, Georgia Tech 4 (10 inn.); Ohio St. 8, Wichita St. 6; Wichita St. 5, Ohio St. 3. **Central I Regional:** UCLA 6, Lamar 1; Hawaii 9, North Carolina 8; Texas A&M 13, Yale 1; North Carolina 11, Yale 6; Texas A&M 10, Lamar 5; UCLA 9, Hawaii 4; Texas A&M 11, UCLA 4; North Carolina 10, Hawaii 8; North Carolina 8, UCLA 5; Texas A&M 14, North Carolina 2. **Central II Regional:** Cal St. Fullerton 11, Maine 5; Texas 7, McNeese St. 4; Southern California 7, Kentucky 1; McNeese St. 16, Maine 3; Texas 8, Kentucky 3; Southern California 5, Cal St. Fullerton 2; Texas 11, Southern California 3; Cal St. Fullerton 2, McNeese St. 0; Southern California 5, Cal St. Fullerton 2; Texas 3, Southern California 2. **East Regional:** Long Beach St. 11, UCF 6; Notre Dame 15, Mississippi St. 1; Florida St. 4, South Fla. 2; UCF 4, South Fla. 3; Long Beach St. 2, Mississippi St. 1; Florida St. 7, Notre Dame 3 (10 inn.); Long Beach St. 4, Florida St. 1; Notre Dame 12, UCF 3; Notre Dame 4, Florida St. 3; Long Beach St. 13, Notre Dame 3. **Midwest Regional:** Fresno St. 7, Kansas 4; Clemson 7, Rutgers 3; Tennessee 7, UNC Charlotte 4; Rutgers 5, UNC Charlotte 1; Kansas 3, Tennessee 2; Clemson 10, Fresno St. 3; Fresno St. 6, Tennessee 2; Kansas 8, Rutgers 2; Fresno St. 11, Clemson 4; Kansas 9, Clemson 1; Kansas 3, Fresno St. 2 (10 inn.). **Midwest Regional:** North Carolina St. 12, Fordham 4; Auburn 9, Arizona 1; Oklahoma St. 9, Connecticut 5; Fordham 5, Connecticut 0; Arizona 5, North Carolina St. 2; Oklahoma St. 14, Auburn 10; North Carolina St. 13, Auburn 2; Arizona 18, Fordham 7; Oklahoma St. 8, North Carolina St. 3; Arizona 4, Oklahoma St. 0; Oklahoma St. 11, Arizona 10. **South Regional:** Baylor 4, Kent 1; South Ala. 7, Miami (Fla.) 3; LSU 7, Western Caro. 2; Western Caro. 10, Miami (Fla.) 5; Kent 15, LSU 12; South Ala. 9, Baylor 3; LSU 13, Baylor 6; Kent 8, Western Caro. 5; LSU 11, South Ala. 4; South Ala. 7, Kent 6; LSU 9, South Ala. 4. **West Regional:** Pepperdine 4, Minnesota 1; Cal St. Northridge 3, St. John's (N.Y.) 1; Arizona St. 13, George Mason 4; St. John's (N.Y.) 16, George Mason 9; Arizona St. 6, Minnesota 5; Cal St. Northridge 7, Pepperdine 6; Arizona St. 9, Cal St. Northridge 0; St. John's (N.Y.) 4, Pepperdine 1; St. John's (N.Y.) 11, Cal St. Northridge 10; Arizona St. 12, St. John's (N.Y.) 2. **College World Series:** Texas A&M 5, Kansas 1; LSU 7, Long Beach St. 1; Wichita St. 4, Arizona St. 3 (11 inn.); Texas 6, Oklahoma St. 5; Long Beach St. 6, Kansas 1; LSU 13, Texas A&M 8; Oklahoma St. 5, Arizona St. 4; Wichita St. 7, Texas 6; Long Beach St. 6, Texas A&M 2; Oklahoma St. 7, Texas 6; Long Beach St. 10, LSU 8; Wichita St. 10, Oklahoma St. 4; LSU 6, Long Beach St. 5. **Championship:** LSU 8, Wichita St. 0.

1994 Atlantic I Regional: Minnesota 11, Kent 6; Florida 8, West Virginia 7; Miami (Fla.) 17, Rider 4; West Virginia 19, Rider 7; Miami (Fla.) 4, Kent 1; Minnesota 12, Florida 2; Miami (Fla.) 11, Minnesota 3; Florida 12, West Virginia 8; Florida 4, Minnesota 1; Miami (Fla.) 10, Florida 6. **Atlantic II Regional:** Ohio St. 6, Brigham Young 1; Jacksonville 7, Kansas 2; Florida St. 8, Central Mich. 6; Brigham Young 8, Central Mich. 6; Kansas 20, Ohio St. 6; Florida St. 5, Jacksonville 1; Jacksonville 6, Ohio St. 5; Brigham Young 8, Kansas 3; Florida St. 5, Jacksonville 1; Florida St. 7, Brigham Young 1. **Central Regional:** Oklahoma 10, Arkansas St. 3; Texas 8, Stanford 4; Nevada 11, Texas-San Antonio 8; Arkansas St. 10, Texas-San Antonio 5; Oklahoma 10, Stanford 4; Texas 16, Nevada 6; Oklahoma 15, Texas 4; Arkansas St. 4, Nevada 2; Texas 9, Arkansas St. 4; Oklahoma 6, Texas 3. **East Regional:** Old Dominion 9, Notre Dame 5; Auburn 7, Virginia Tech 0; Clemson 5, Citadel 1; Citadel 4, Virginia Tech 3; Notre Dame 8, Clemson 1; Auburn 11, Old Dominion 8 (10 inn.); Clemson 6, Old Dominion 1; Notre Dame 5, Citadel 1; Auburn 11, Clemson 5; Auburn 8, Notre Dame 0. **Midwest Regional:** Arizona St. 8, Western Caro. 6; Wright St. 14, North Carolina St. 12; Tennessee 9, Northeastern 6; North Carolina St. 5, Northeastern 2; Tennessee 6, Western Caro. 4; Arizona St. 7, Wright St. 4; Arizona St. 10, Tennessee 5; North Carolina St. 10, Wright St. 6; Tennessee 15, North Carolina St. 4; Arizona St. 5, Tennessee 4 (10 inn.). **Midwest I Regional:** TCU 11, Memphis 3; Cal St. Fullerton 11, Northwestern St. 3; Oklahoma St. 8, Illinois St. 2; Northwestern St. 8, Illinois St. 2; Memphis 12, Oklahoma St. 4; Cal St. Fullerton 4, TCU 1; Oklahoma St. 10, TCU 8; Memphis 14, Northwestern St. 9; Oklahoma St. 13, Cal St. Fullerton 11; Cal St. Fullerton 12, Memphis 5; Cal St. Fullerton 6, Oklahoma St. 5 (10 inn.). **Midwest II Regional:** Oklahoma Tech 7, Connecticut 0; Washington 10, Long Beach St. 4; Santa Clara 2, Wichita St. 1; Long Beach St. 16, Connecticut 9; Georgia Tech 13, Wichita St. 1; Washington 11, Santa Clara 7; Georgia Tech 6, Washington 2; Long Beach St. 6, Santa Clara 3; Washington 6, Long Beach St. 2; Washington 12, Georgia Tech 9 (14 inn.); Georgia Tech 18, Washington 7. **South Regional:** Tulane 7, Fresno St. 5; Southern California 19, UNC Greensboro 3; LSU 10, Southeastern La. 6; UNC Greensboro 22, Southeastern La. 12; LSU 6, Fresno St. 2; Southern California 5, Tulane 0; LSU 6, Southern California 2; UNC Greensboro 4, Tulane 1; Southern California 25, UNC Greensboro 9; LSU 12, Southern California 10. **College World Series:** Georgia Tech 2, Cal St. Fullerton 0; Florida St. 6, LSU 3; Arizona St. 4, Miami (Fla.) 0; Oklahoma 5, Auburn 4; Georgia Tech 12, Florida St. 4 (10 inn.); Cal St. Fullerton 20, LSU 6; Miami (Fla.) 7, Auburn 5; Oklahoma 4, Arizona St. 3 (11 inn.); Cal St. Fullerton 10, Florida St. 3; Arizona St. 9, Miami (Fla.) 5; Georgia Tech 3, Cal St. Fullerton 2 (12 inn.); Oklahoma 6, Arizona St. 1. **Championship:** Oklahoma 13, Georgia Tech 5.

1995 Atlantic I Regional: UCF 6, South Ala. 5; Old Dominion 5, Mississippi 3; Florida St. 18, Troy St. 3; Mississippi 8, Troy St. 5; Florida St. 7, South Ala. 2; Old Dominion 7, UCF 6; Florida St. 7, Old Dominion 2; Mississippi 10, UCF 4; Mississippi 5, Old Dominion 4; Florida St. 13, Mississippi 1. **Atlantic II Regional:** North Carolina 6, South Fla. 3; Florida Int'l 9, Texas A&M 5; Miami (Fla.) 3, Massachusetts 1; Texas A&M 14, Massachusetts 11; Miami (Fla.) 11, South Fla. 10; North Carolina 6, Florida Int'l 5; Miami (Fla.) 8, North Carolina 4; Texas A&M 4, Florida Int'l 2; Texas A&M 7, North Carolina 0; Texas A&M 4, Miami (Fla.) 0; Miami (Fla.) 5, Texas A&M 2. **East Regional:** Richmond 8, Jacksonville 2; Winthrop 4, Alabama 0; Clemson 8, Navy 4; Alabama 6, Navy 0; Clemson 11, Jacksonville 5; Winthrop 9, Richmond 8; Alabama 11, Richmond 4; Clemson 9, Winthrop 5; Alabama 14, Winthrop 0; Clemson 7, Alabama 4. **Midwest Regional:** California 4, Georgia Tech 3; Oklahoma St. 6, Pittsburgh 3; Tennessee 5, Citadel 2; Pittsburgh 12, Citadel 10; Tennessee 6, Georgia Tech 4; Oklahoma St. 15, California 4; Tennessee 14, Oklahoma St. 10; Pittsburgh 9, California 4; Oklahoma St. 15, Pittsburgh 13; Tennessee 3,

Oklahoma St. 1 (11 inn.). **Midwest I Regional:** Texas Tech 24, Providence 5; Lamar 13, Wichita St. 11; Stanford 10, Arkansas 3; Wichita St. 6, Providence 2; Texas Tech 14, Arkansas 10; Stanford 8, Lamar 1; Texas Tech 3, Stanford 1; Lamar 4, Wichita St. 1; Stanford 16, Lamar 9; Stanford 3, Texas Tech 2; Stanford 6, Texas Tech 5. **Midwest II Regional:** Auburn 2, Pennsylvania 1; Texas 10, Ohio St. 5; Oklahoma 9, Indiana St. 6; Indiana St. 6, Pennsylvania 5; Auburn 8, Ohio St. 6; Oklahoma 13, Texas 9; Oklahoma 9, Auburn 8; Texas 3, Indiana St. 2; Auburn 4, Texas 2; Oklahoma 3, Auburn 1. **South Regional:** Cal St. Fullerton 7, Northeast La. 6; Rice 8, James Madison 7; LSU 5, Central Mich. 3; Central Mich. 14, Northeast La. 11; Cal St. Fullerton 9, James Madison 1; Rice 15, LSU 7; Cal St. Fullerton 17, Rice 7; LSU 10, Central Mich. 5; Rice 16, LSU 9; Cal St. Fullerton 8, Rice 7. **West Regional:** Southern California 10, Middle Tenn. St. 4; Long Beach St. 14, Southwest Mo. St. 11; Pepperdine 9, Fresno St. 5; Middle Tenn. St. 5, Southwest Mo. St. 3; Southern California 22, Fresno St. 17; Long Beach St. 14, Pepperdine 3; Southern California 6, Long Beach St. 5; Pepperdine 18, Middle Tenn. St. 17 (12 inn.); Long Beach St. 9, Pepperdine 5; Long Beach St. 4, Southern California 3; Southern California 9, Long Beach St. 2. **College World Series:** Florida St. 3, Oklahoma 2; Miami (Fla.) 15, Southern California 10; Cal St. Fullerton 6, Stanford 5; Tennessee 3, Clemson 1; Miami (Fla.) 4, Florida St. 2; Southern California 9, Oklahoma 4; Cal St. Fullerton 11, Tennessee 1; Stanford 8, Clemson 3; Southern California 16, Florida St. 11; Tennessee 6, Stanford 2; Southern California 7, Miami (Fla.) 5; Cal St. Fullerton 11, Tennessee 0; Southern California 7, Miami (Fla.) 3. **Championship:** Cal St. Fullerton 11, Southern California 5.

1996 South I Regional: Stetson 9, South Ala. 8; Notre Dame 12, Virginia 1; Alabama 19, Princeton 2; Virginia 12, Princeton 2; Alabama 9, South Ala. 3; Stetson 7, Notre Dame 6; Alabama 3, Stetson 1; Virginia 7, Notre Dame 1; Virginia 5, Stetson 4 (10 inn.); Alabama 18, Virginia 8. **South II Regional:** LSU 9, Austin Peay 3; New Orleans 13, Georgia Tech 3; Tulane 10, UNLV 7; Georgia Tech 14, Austin Peay 3; LSU 7, UNLV 6; New Orleans 13, Tulane 5; LSU 17, New Orleans 4; Georgia Tech 7, Tulane 4; Georgia Tech 12, New Orleans 7; LSU 29, Georgia Tech 13. **East Regional:** Florida 7, Bucknell 0; Massachusetts 8, UCF 7; South Fla. 12, North Carolina St. 3; UCF 13, Bucknell 1; Florida 12, North Carolina St. 9; South Fla. 14, Massachusetts 8; Florida 6, South Fla. 4 (13 inn.); Massachusetts 7, UCF 5; Massachusetts 13, South Fla. 12; Florida 12, Massachusetts 2. **Atlantic Regional:** Ga. Southern 6, Old Dominion 0; West Virginia 8, Tennessee 4; Clemson 9, Charleston So. 1; Tennessee 8, Charleston So. 4; Clemson 5, Old Dominion 1; West Virginia 9, Ga. Southern 4; Clemson 6, West Virginia 3; Tennessee 6, Ga. Southern 1; Tennessee 10, West Virginia 4; Clemson 12, Tennessee 5. **West Regional:** Florida St. 16, Northeastern Ill. 0; Mississippi St. 6, UC Santa Barb. 2; Stanford 10, Cal St. Northridge 5; Cal St. Northridge 18, Northeastern Ill. 1; Florida St. 10, UC Santa Barb. 1; Stanford 8, Mississippi St. 6; Florida St. 5, Stanford 4; Cal St. Northridge 20, Mississippi St. 19; Cal St. Northridge 4, Stanford 3; Florida St. 9, Cal St. Northridge 2. **Midwest Regional:** Rice 17, Missouri 4; Cal St. Fullerton 19, Delaware 8; Wichita St. 4, Indiana 0; Indiana 10, Delaware 8; Wichita St. 9, Missouri 2; Cal St. Fullerton 7, Rice 3; Wichita St. 6, Cal St. Fullerton 1; Rice 11, Indiana 8; Rice 13, Cal St. Fullerton 10; Wichita St. 16, Rice 6. **Central I Regional:** Sam Houston St. 5, Miami (Fla.) 4; Southwest Mo. St. 5, Long Beach St. 3; UCLA 5, Texas 2; Miami (Fla.) 5, Long Beach St. 2; Texas 4, Sam Houston St. 2; Southwest Mo. St. 13, UCLA 2; UCLA 10, Sam Houston St. 8; Miami (Fla.) 9, Texas 7; UCLA 9, Southwest Mo. St. 4 (10 inn.); Miami (Fla.) 8, Southwest Mo. St. 2; Miami (Fla.) 8, UCLA 4. **Central II Regional:** Southern California 20, Akron 10; Oklahoma St. 6, Arkansas 5; Fresno St. 12, Texas Tech 5; Texas Tech 7, Akron 2; Southern California 15, Arkansas 5; Oklahoma St. 12, Fresno St. 5; Oklahoma St. 9, Southern California 3; Texas Tech 13, Fresno St.

2; Southern California 13, Texas Tech 10 (11 inn.); Oklahoma St. 10, Southern California 2.

College World Series: Alabama 7, Oklahoma St. 5; Miami (Fla.) 7, Clemson 3; Florida 5, Florida St. 2; LSU 9, Wichita St. 8; Miami (Fla.) 15, Alabama 1; Clemson 8, Oklahoma St. 5 (10 inn.); LSU 9, Florida 4; Florida St. 8, Wichita St. 4; Clemson 14, Alabama 13; Florida 6, Florida St. 3; Miami (Fla.) 14, Clemson 5; LSU 2, Florida 1. **Championship:** LSU 9, Miami (Fla.) 8.

1997 Atlantic Regional: Arizona St. 10, Florida Int'l 2; Florida 4, St. John's (N.Y.) 3; Miami (Fla.) 11, Richmond 4; Richmond 10, St. John's (N.Y.) 4; Miami (Fla.) 5, Florida Int'l 2; Arizona St. 3, Florida 2; Arizona St. 10, Miami (Fla.) 3; Florida 16, Richmond 2; Miami (Fla.) 6, Florida 5 (11 inn.); Miami (Fla.) 7, Arizona St. 6; Miami (Fla.) 6, Arizona St. 5. **Central Regional:** Clemson 13, Nevada 9; Rice 5, Southwest Mo. St. 2; Southwest Tex. St. 7, Texas Tech 6 (11 inn.); Southwest Mo. St. 4, Texas Tech 2; Nevada 7, Southwest Tex. St. 1; Rice 10, Clemson 6; Southwest Tex. St. 12, Clemson 7; Southwest Mo. St. 10, Nevada 9; Rice 13, Southwest Tex. St. 9; Rice 25, Southwest Mo. St. 6. **East Regional:** South Fla. 5, UCF 4; Auburn 11, Western Caro. 3; Florida St. 4, Marist 2; Western Caro. 8, Marist 3; Florida St. 16, UCF 2; Auburn 9, South Fla. 0; Auburn 8, Florida St. 7; South Fla. 9, Western Caro. 4; Florida St. 6, South Fla. 5; Florida St. 9, Auburn 7; Auburn 5, Florida St. 2.

Midwest Regional: Georgia Tech 5, Tennessee Tech 0; Washington 5, Southwestern La. 4; Mississippi St. 8, Ohio St. 5; Tennessee Tech 5, Ohio St. 3; Georgia Tech 8, Southwestern La. 0; Washington 5, Mississippi St. 4; Washington 8, Georgia Tech 4; Mississippi St. 25, Tennessee Tech 5; Mississippi St. 10, Georgia Tech 2; Mississippi St. 7, Washington 5; Mississippi St. 4, Washington 3. **Midwest Regional:** Harvard 7, UCLA 2; Tennessee 5, Ohio 2; Oklahoma St. 8, Stetson 1; UCLA 15, Ohio 1; Harvard 8, Stetson 6; Oklahoma St. 6, Tennessee 1; Oklahoma St. 10, Harvard 7; UCLA 5, Tennessee 3; UCLA 14, Harvard 9; UCLA 14, Oklahoma St. 2; UCLA 22, Oklahoma St. 2. **South I Regional:** Long Beach St. 1, Oklahoma 0; South Ala. 12, Houston 6; LSU 14, UNC Greensboro 0; UNC Greensboro 9, Houston 5; LSU 14, Oklahoma 3; South Ala. 12, Long Beach St. 4; South Ala. 11, LSU 5; Long Beach St. 14, UNC Greensboro 4; LSU 14, Long Beach St. 7 (11 inn.); LSU 14, South Ala. 4; LSU 15, South Ala. 4. **South II Regional:** North Carolina St. 10, Wichita St. 9 (10 inn.); Virginia Tech 3, Southern California 2; Alabama 8, Troy St. 5; Southern California 5, Troy St. 2; Alabama 6, Wichita St. 2; North Carolina St. 12, Virginia Tech 6; Alabama 6, North Carolina St. 3; Southern California 6, Virginia Tech 2; Southern California 13, North Carolina St. 4; Alabama 9, Southern California 8 (10 inn.). **West Regional:** Fresno St. 2, Texas A&M 1; Santa Clara 5, Cal St. Fullerton 0; Stanford 12, Northeastern St. 3; Cal St. Fullerton 8, Northeastern 4; Stanford 3, Texas A&M 1; Santa Clara 8, Fresno St. 1; Stanford 9, Santa Clara 2; Fresno St. 8, Cal St. Fullerton 7; Fresno St. 10, Santa Clara 7; Stanford 5, Fresno St. 2.

College World Series: Stanford 8, Auburn 3; LSU 5, Rice 4; Miami (Fla.) 7, UCLA 3 (12 inn.); Alabama 3, Mississippi St. 2; LSU 10, Stanford 5; Auburn 10, Rice 1; Miami (Fla.) 6, Alabama 1; Mississippi St. 7, UCLA 5; Stanford 11, Auburn 4; Alabama 9, Mississippi St. 5; LSU 13, Stanford 9; Alabama 8, Miami (Fla.) 6; Alabama 8, Miami (Fla.) 2. **Championship:** LSU 13, Alabama 6.

1998 East Regional: Southern California 10, Fordham 6; South Ala. 2, Va. Commonwealth 1; Clemson 12, Citadel 3; Citadel 5, Fordham 1; Va. Commonwealth 14, Southern California 4; South Ala. 2, Clemson 1 (16 inn.); Southern California 8, Clemson 5; Va. Commonwealth 3, Citadel 2 (11 inn.); Southern California 3, South Ala. 2; South Ala. 6, Va. Commonwealth 0; Southern California 4, South Ala. 3. **Atlantic I Regional:** Texas Tech 6, North Carolina 2; South Carolina 21, Florida Int'l 9; Miami (Fla.) 21, Bowling Green 6; Florida Int'l 13, Bowling Green 7; North Carolina 6, Miami (Fla.) 5; South Carolina 9, Texas Tech 8; Miami (Fla.) 13, Texas Tech 0; North Carolina 8, Florida Int'l 2; Miami (Fla.) 14, South Carolina 2; North Carolina 4, South Carolina 2; Miami

(Fla.) 7, North Carolina 4. **Atlantic II Regional:** Oklahoma 6, Delaware 3; Rutgers 17, Auburn 15; Florida St. 10, Liberty 7; Auburn 3, Liberty 2; Florida St. 27, Delaware 6; Oklahoma 9, Rutgers 7; Florida St. 23, Oklahoma 2; Auburn 7, Rutgers 4; Auburn 9, Oklahoma 8; Florida St. 16, Auburn 10. **South I Regional:** Richmond 12, Baylor 10; Wake Forest 14, Illinois 12; Florida 12, Monmouth 8; Illinois 12, Monmouth 2; Baylor 10, Florida 5; Wake Forest 6, Richmond 5; Florida 15, Richmond 3; Illinois 8, Baylor 7 (13 inn.); Florida 12, Wake Forest 9; Illinois 13, Wake Forest 4; Florida 7, Illinois 6. **South II Regional:** Tulane 11, Southwestern La. 5; Cal St. Fullerton 16, Harvard 1; LSU 18, Nicholls St. 4; Harvard 6, Nicholls St. 5 (10 inn.); LSU 15, Southwestern La. 6; Cal St. Fullerton 10, Tulane 6; LSU 13, Cal St. Fullerton 11; Harvard 14, Tulane 11; Cal St. Fullerton 11, Harvard 7; LSU 14, Cal St. Fullerton 3.

Central Regional: Rice 11, Oral Roberts 1; Mississippi St. 7, Washington 6; Texas A&M 17, UNC Charlotte 0; Oral Roberts 20, UNC Charlotte 13; Washington 20, Rice 11; Texas A&M 4, Mississippi St. 3; Mississippi St. 15, Rice 14; Washington 13, Oral Roberts 6; Mississippi St. 10, Texas A&M 9; Texas A&M 6, Washington 4; Mississippi St. 11, Texas A&M 5. **Midwest Regional:** Arizona St. 8, Arkansas 4; Oklahoma St. 13, Georgia Tech 4; Wichita St. 7, Southeast Mo. St. 4; Georgia Tech 14, Southeast Mo. St. 5; Arkansas 3, Wichita St. 2 (11 inn.); Oklahoma St. 13, Arizona St. 8; Arizona St. 6, Wichita St. 4; Georgia Tech 2, Arkansas 0; Arizona St. 13, Oklahoma St. 5; Georgia Tech 6, Oklahoma St. 5; Arizona St. 3, Georgia Tech 1. **West Regional:** North Carolina St. 12, Long Beach St. 3; Alabama 8, Minnesota 2; Loyola Marymount 6, Stanford 2; Stanford 19, Minnesota 1; Long Beach St. 19, Loyola Marymount 9; North Carolina St. 13, Alabama 10; Alabama 13, Loyola Marymount 5; Long Beach St. 5, Stanford 1; Alabama 9, North Carolina St. 2; Long Beach St. 10, North Carolina St. 6; Long Beach St. 5, Alabama 3.

College World Series: Arizona St. 11, Florida St. 10; Miami (Fla.) 3, Long Beach St. 1; LSU 12, Southern California 10; Mississippi St. 14, Florida 13; Arizona St. 9, Miami (Fla.) 2; Long Beach St. 7, Florida St. 4; LSU 10, Mississippi St. 8; Southern California 12, Florida 10 (11 inn.); Long Beach St. 6, Miami (Fla.) 3; Southern California 7, Mississippi St. 1; Arizona St. 14, Long Beach St. 4; Southern California 5, LSU 4; Southern California 7, LSU 3. **Championship:** Southern California 21, Arizona St. 14.

1999 Miami (Fla.) Regional: Florida Int'l 4, Fla. Atlantic 1; Miami (Fla.) 15, Bethune-Cookman 9; Fla. Atlantic 12, Bethune-Cookman 0; Miami (Fla.) 6, Florida Int'l 4; Fla. Atlantic 1, Florida Int'l 0; Miami (Fla.) 3, Fla. Atlantic 2. **Winston-Salem Regional:** Richmond 5, Virginia Tech 3; Wake Forest 22, Siena 4; Virginia Tech 11, Siena 5; Wake Forest 12, Richmond 1; Richmond 11, Virginia Tech 8; Richmond 9, Wake Forest 3; Wake Forest 13, Richmond 3. **Houston Regional:** Southwestern La. 13, Texas 6; Houston 6, Southwest Tex. St. 4; Texas 7, Southwest Tex. St. 5; Southwestern La. 5, Houston 3; Houston 8, Texas 5; Southwestern La. 19, Houston 8. **Lubbock Regional:** Wis.-Milwaukee 8, Rice 4; Texas Tech 5, Rutgers 2; Rice 6, Rutgers 1; Texas Tech 8, Wis.-Milwaukee 5; Rice 27, Wis.-Milwaukee 1; Rice 3, Texas Tech 1; Rice 15, Texas Tech 11. **Tuscaloosa Regional:** Southern Miss. 20, South Ala. 13; Alabama 16, Navy 3; South Ala. 10, Navy 0; Alabama 10, Southern Miss. 4; Southern Miss. 10, South Ala. 9; Alabama 7, Southern Miss. 6. **Baton Rouge Regional:** LSU 11, Northeast La. 4; East Caro. 13, Southern 2; Southern 8, Northeast La. 7 (10 inn.); East Caro. 11, LSU 10; LSU 6, Southern 3; LSU 12, East Caro. 10; LSU 9, East Caro. 0. **Wichita Regional:** UCLA 12, Oklahoma St. 6; Wichita St. 13, Oral Roberts 5; Oklahoma St. 12, Oral Roberts 4; Wichita St. 4, UCLA 2; Oklahoma St. 17, UCLA 10; Oklahoma St. 11, Wichita St. 8; Oklahoma St. 7, Wichita St. 6. **Waco Regional:** Minnesota 4, Arizona 3; Baylor 7, Eastern Ill. 3; Eastern Ill. 13, Arizona 4; Baylor 6, Minnesota 4; Minnesota 15, Eastern Ill. 10; Baylor 22, Minnesota 6. **Tallahassee Regional:** Jacksonville 7, Providence 5; Florida St.

24, Citadel 6; Providence 12, Citadel 1; Florida St. 9, Jacksonville 2; Providence 9, Jacksonville 8; Florida St. 14, Providence 3. **Auburn Regional:** Winthrop 8, Tulane 7 (11 inn.); Auburn 9, North Carolina St. 7; Tulane 11, North Carolina St. 5; Auburn 8, Winthrop 6; Tulane 15, Winthrop 8; Tulane 7, Auburn 5; Auburn 13, Tulane 9. **Fayetteville Regional:** Southwest Mo. St. 23, Clemson 5; Arkansas 10, Delaware 6; Clemson 17, Delaware 3; Southwest Mo. St. 9, Arkansas 8 (10 inn.); Clemson 12, Arkansas 4; Clemson 8, Southwest Mo. St. 7; Clemson 7, Southwest Mo. St. 5. **College Station Regional:** Long Beach St. 4, Mississippi 3 (10 inn.); Texas A&M 6, Monmouth 0; Mississippi 12, Monmouth 3; Long Beach St. 7, Texas A&M 5; Texas A&M 13, Mississippi 6; Texas A&M 9, Long Beach St. 5; Texas A&M 17, Long Beach St. 7. **Palo Alto Regional:** North Carolina 8, Nevada 5 (12 inn.); Stanford 10, Loyola Marymount 2; Nevada 4, Loyola Marymount 3; Stanford 7, North Carolina 4; Nevada 5, North Carolina 1; Stanford 7, Nevada 4. **Los Angeles Regional:** Southern California 10, Va. Commonwealth 0; Pepperdine 4, Harvard 0; Va. Commonwealth 3, Harvard 2; Southern California 5, Pepperdine 3; Pepperdine 12, Va. Commonwealth 5; Pepperdine 4, Southern California 3; Southern California 12, Pepperdine 7. **Columbus Regional:** Mississippi St. 18, Nebraska 14; Ohio St. 4, Bowling Green 1; Nebraska 10, Bowling Green 5; Ohio St. 6, Mississippi St. 3; Mississippi St. 13, Nebraska 7; Ohio St. 10, Mississippi St. 7. **South Bend Regional:** Cal St. Fullerton 6, Michigan 5; Notre Dame 8, Creighton 1; Michigan 13, Creighton 5; Cal St. Fullerton 6, Notre Dame 3; Michigan 11, Notre Dame 5; Cal St. Fullerton 9, Michigan 4. **Coral Gables Super Regional:** Miami (Fla.) 10, Wake Forest 2; Miami (Fla.) 8, Wake Forest 1. **Tallahassee Super Regional:** Florida St. 10, Auburn 2; Florida St. 6, Auburn 3. **Tuscaloosa Super Regional:** Alabama 13, LSU 6; Alabama 13, LSU 5. **Columbus Super Regional:** Ohio St. 10, Cal St. Fullerton 7; Cal St. Fullerton 11, Ohio St. 5; Cal St. Fullerton 13, Ohio St. 2. **Houston Super Regional:** Southwestern La. 12, Rice 8; Rice 10, Southwestern La. 1; Rice 8, Southwestern La. 3. **College Station Super Regional:** Texas A&M 20, Clemson 3; Clemson 10, Texas A&M 3; Texas A&M 5, Clemson 4. **Waco Super Regional:** Oklahoma St. 18, Baylor 11; Baylor 17, Oklahoma St. 7; Oklahoma St. 6, Baylor 2. **Palo Alto Super Regional:** Stanford 1, Southern California 0; Stanford 5, Southern California 3. **College World Series:** Alabama 11, Oklahoma St. 3; Miami (Fla.) 8, Rice 4; Florida St. 7, Texas A&M 3; Stanford 9, Cal St. Fullerton 2; Miami (Fla.) 8, Alabama 1; Rice 7, Oklahoma St. 2; Stanford 10, Florida St. 6; Cal St. Fullerton 4, Texas A&M 2; Alabama 6, Rice 5; Florida St. 7, Cal St. Fullerton 2; Miami (Fla.) 5, Alabama 2; Florida St. 8, Stanford 6; Florida St. 14, Stanford 11. **Championship:** Miami (Fla.) 6, Florida St. 5.

2000: Columbia Regional: Wake Forest 8, Seton Hall 3; South Carolina 6, Liberty 4; Liberty 10, Seton Hall 2; South Carolina 6, Wake Forest 1; Wake Forest 4, Liberty 2; South Carolina 8, Wake Forest 4. **Lafayette Regional:** East Caro. 12, Marist 3; La.-Lafayette 11, McNeese St. 5; Marist 6, McNeese St. 5; La.-Lafayette 5, East Caro. 3; East Caro. 8, Marist 7 (11 inn.); La.-Lafayette 8, East Caro. 5. **Minneapolis Regional:** Nebraska 2, Butler 1; Minnesota 10, Wichita St. 7; Wichita St. 15, Butler 5; Nebraska 4, Minnesota 1; Wichita St. 5, Minnesota 1; Nebraska 13, Wichita St. 1. **Palo Alto Regional:** Alabama 8, Nevada 2; Stanford 5, Fresno St. 1; Nevada 13, Fresno St. 5; Stanford 8, Alabama 6; Alabama 6, Nevada 5; Alabama 14, Stanford 9; Stanford 16, Alabama 6. **Houston Regional:** Rice 5, Texas Tech 2; Houston 7, Princeton 6; Texas Tech 10, Princeton 1; Houston 5, Rice 2; Rice 11, Texas Tech 4; Rice 5, Houston 4; Houston 9, Rice 5. **Waco Regional:** San Jose St. 4, Florida 1; Southwest Texas State 6, Baylor 0; Florida 10, Baylor 1; San Jose St. 5, SW Texas State 2; Florida 14, SW Texas State 0; Florida 8, San Jose St. 7; San Jose St. 2, Florida 1. **Starkville Regional:** Notre Dame 8, Tulane 4; Mississippi St. 9, South Ala. 2; Tulane 4, South Ala. 3; Mississippi St. 8, Notre Dame 1; Notre Dame 10, Tulane 6; Notre Dame 7, Mississippi St. 0; Mississippi St. 10, Notre Dame 9.

Clemson Regional: Illinois 3, Old Dominion 1; Clemson 4, Middle Tenn. St. 0; Middle Tenn. St. 6, Old Dominion 5; Clemson 9, Illinois 3; Middle Tenn. St. 4, Illinois 3; Clemson 21, Middle Tenn. St. 3. **Baton Rouge Regional:** LSU 19, Jackson St. 1; La.-Monroe 8, New Orleans 3; New Orleans 24, Jackson St. 9; LSU 21, La.-Monroe 0; La.-Monroe 10, New Orleans 4; LSU 5, La.-Monroe 3. **Oklahoma City Regional:** UCLA 13, Delaware 12; Oklahoma 6, Oral Roberts 5 (11 inn.); Oral Roberts 4, Delaware 2; UCLA 10, Oklahoma 5; Oklahoma 9, Oral Roberts 7; UCLA 11, Oklahoma 3. **Montclair Regional:** Rutgers 4, Army 3; North Carolina 14, Penn St. 5; Penn St. 3, Army 1; North Carolina 9, Rutgers 3; Penn St. 6, Rutgers 5; Penn St. 6, North Carolina 5; Penn St. 10, North Carolina 3. **Tempe Regional:** Texas 5, Creighton 4; Arizona St. 15, Miami (Ohio) 7; Miami (Ohio) 6, Creighton 3; Arizona St. 3 Texas 1; Texas 11, Miami (Ohio) 1; Texas 6, Arizona St. 4; Texas 9, Arizona 7. **Coral Gables Regional:** Fla. Atlantic 14, Florida

Int'l 6; Miami (Fla.) 19, Wagner 5; Florida Int'l 10, Wagner 1; Miami (Fla.) 11, Fla. Atlantic 5; Florida Int'l 7, Fla. Atlantic 0; Miami (Fla.) 14, Florida Int'l 4. **Tallahassee Regional:** UCF 4, Evansville 1; Florida St. 6, Bethune-Cookman 3; Evansville 6, Bethune-Cookman 5; UCF 9, Florida St. 8; Florida St. 11, Evansville 2; Florida St. 6, UCF 1; Florida St. 8, UCF 1. **Fullerton Regional:** Southern California 8, Virginia Tech 3; Loyola Marymount 6, Cal St. Fullerton 4; Cal St. Fullerton 8, Virginia Tech 6; Loyola Marymount 5, Cal St. Fullerton 2; Southern California 13, Loyola Marymount 5; Southern California 8, Cal St. Fullerton 3. **Atlanta Regional:** Stetson 9, Auburn 5; Georgia Tech 11, Ga. Southern 9; Auburn 11, Ga. Southern 5; Georgia Tech 24, Stetson 1; Stetson 13, Auburn 10; Georgia Tech 16, Stetson 11. **Columbia Super Regional:** South Carolina 6, La.-Lafayette 3; La.-Lafayette 7, South Carolina 1; La.-Lafayette 3, South Carolina 2. **Tallahassee Super Regional:** Florida St. 9, Miami (Fla.) 2; Miami (Fla.) 7, Florida St. 5;

Florida St. 6, Miami (Fla.) 1. **Atlanta Super Regional:** Southern California 7, Georgia Tech 2; Southern California 6, Georgia Tech 3. **Clemson Super Regional:** Clemson 11, Mississippi St. 4; Clemson 9, Mississippi St. 4. **Baton Rouge Super Regional:** LSU 8, UCLA 2; LSU 14, UCLA 8. **Austin Super Regional:** Texas 7, Penn St. 3; Texas 10, Penn St. 0. **Houston Super Regional:** San Jose St. 5, Houston 3; Houston 5, San Jose St. 2 (14 inn.); San Jose St. 3, Houston 2. **Palo Alto Super Regional:** Nebraska 7, Stanford 3; Stanford 7, Nebraska 1; Stanford 5, Nebraska 3. **College World Series:** Clemson 10, San Jose St. 6; Stanford 6, La.-Lafayette 4; Southern California 6, Florida St. 4; LSU 13, Texas 5; Stanford 10, Clemson 4; La.-Lafayette 6, San Jose St. 3; LSU 10, Southern California 4; Florida St. 6, Texas 2; La.-Lafayette 5, Clemson 4; Florida St. 3, Southern California 2; Stanford 19, La.-Lafayette 9; LSU 6, Florida St. 3. **Championship:** LSU 6, Stanford 5.





Photo by Jay Seilers/NCAA Photos

Southeastern Oklahoma State's Aaron Thompson delivered a national title for the Savages with two wins on the mound.

Baseball

DIVISION II



2000 Championship

Highlights

Savages Overwhelm Fort Hays St.: Southeastern Oklahoma State, led by the dominating pitching of Aaron Thompson, won the Division II Baseball Championship, defeating Fort Hays State 7-2 June 3 in Montgomery, Alabama.

The Savages (43-12) won their first title before 2,853 at Paterson Field. Thompson (11-2), who was named the tournament's most outstanding player, allowed eight hits and two runs while striking out three and walking none. Mark Milburn, another of Southeastern Oklahoma's stellar hurlers, was named the tournament's co-top pitcher with Thompson. The two pitched all but one out of Southeastern Oklahoma's four games, allowing just four runs.

First baseman Damon Lewis, also an all-tournament pick, went 4-for-4 in the championship game, while shortstop Kevin Ferguson added two hits.

All-Tournament Team: C—Kevin Kay, North Florida; 1B—Damon Lewis, Southeastern Oklahoma State; 2B—Jesus Villarreal, Fort Hays State; 3B—Preston James, Southeastern Oklahoma State; SS—Jason Patty, Fort Hays State; OF—Jerry Williams, Southeastern Oklahoma State; OF—Ryan Sorrels, Indianapolis; OF—Nick Steppe, North Florida; DH—Dan DeCola, Slippery Rock; P—Mark Milburn, Southeastern Oklahoma State; P—Aaron Thompson, Southeastern Oklahoma State.

TEAM STANDINGS

	W	L	AB	R	H	BA	E	DP	FA	IP	R	ER	ERA
Southeastern Okla.	4	0	131	24	38	.290	7	1	.953	36.0	4	4	1.00
Fort Hays St.	3	1	147	29	47	.320	10	4	.939	36.0	24	19	4.75
North Fla.	2	2	157	31	56	.357	11	4	.931	36.0	17	12	3.00
Indianapolis.....	2	2	134	26	30	.224	7	6	.957	35.0	25	22	5.66
Central Mo. St.	1	2	104	20	34	.327	4	3	.967	26.0	23	18	6.23
Slippery Rock.....	1	2	109	19	28	.257	7	3	.944	26.0	26	20	6.92
Gardner-Webb.....	0	2	65	3	15	.231	5	2	.930	16.0	16	11	6.19
St. Rose.....	0	2	65	6	14	.215	3	1	.964	17.0	23	19	10.06

BATTING LEADERS

(Minimum 10 at-bats)

	AVG	G	AB	R	H	RBI	2B	3B	HR	SB
Kevin Kay, North Fla.563*	4	16	6*	9*	5	2*	0	0	1
Ryan Callaway, Fort Hays St.529	4	17	5	9*	3	1	0	0	0
Damon Lewis, Southeastern Okla.529	4	17	2	9*	2	1	0	1	0
Jerry Williams, Southeastern Okla.471	4	17	1	8	3	0	0	0	6*
Dan DeCola, Slippery Rock.....	.462	3	13	2	6	6*	1	0	1	0
Ryan Sorrels, Indianapolis.....	.444	4	18	3	8	5	1	0	1	0
Jason Patty, Fort Hays St.444	4	18	2	8	4	1	0	0	0
Nick Steppe, North Fla.444	4	18	3	8	6*	1	0	0	0
Brian Rapp, North Fla.438	4	16	4	7	3	1	0	0	0
Jesus Villarreal, Fort Hays St.438	4	16	5	7	3	1	0	0	1

Departmental leaders: AB-19, Adam Brown, North Fla., Greg Labbe, North Fla. and Champ Champanois, Indianapolis; 2B-2, Lee McCool, North Fla. and Brian Fleetwood, North Fla.; 3B-1, Jason Deckelbaum, Central Mo. St. and Todd Stone, Southeastern Okla.; HR-1, 12 tied.

PITCHING LEADERS

(Minimum nine innings pitched)

	W	L	SV	ERA	G	CG	IP	H	R	ER	BB	SO
Matt Incinelli, North Fla.	1	0	0	0.00	1	1	9.0	3	0	0	2	4
Aaron Thompson, Southeastern Okla.	2	0	0	1.00	2	2	18.0	14	2	2	1	14
Pat Taylor, Fort Hays St.	1	0	0	1.00	2	0	9.0	4	2	1	4	12
Adam Horne, North Fla.	1	0	0	1.00	1	1	9.0	8	1	1	1	5
Mark Milburn, Southeastern Okla.	2	0	0	1.02	2	1	17.2	9	2	2	7	12

Results

SOUTH ATLANTIC REGIONAL

AT JACKSONVILLE, FLORIDA

MAY 18

GC&SU..... 000 000 200—2 5 4
 Mount Olive 102 103 00x—7 13 3
 Mark Smith, Brian Clark (8) and Ryan Avery, Bran Mills; Jason Turner and Jeremy Faulkner. W—Turner. L—Smith.
 Kennesaw St. 000 030 000—3 6 0
 North Fla. 002 003 20x—7 8 2
 Lee Rodney, Joel Taylor (3), Nate Cotton (6), Scott Butts (7), Rusty Morrison (8), Jeff Hewatt (9) and Lane Floyd; Matt Incinelli and Kevin Kay. HR—Josh Pellior (Kennesaw St.). W—Incinelli. L—Taylor.

MAY 19

GC&SU..... 302 051 200—13 17 2
 Kennesaw St. 010 100 103— 6 11 2
 Steve Pacheco and Ryan Avery; Nate Cotton, Judd Ross (3), Ben Genrich (5), Todd Falk (8), Jeff Hewatt (9) and Land Floyd. HR—Travis Evans (Kennesaw St.). W—Pacheco. L—Cotton.

Mount Olive 000 000 000—0 7 3
 North Fla. 000 011 10x—3 7 2
 Joe Perkins and Jeremy Faulkner; Mike Wood and Kevin Kay. W—Wood. L—Perkins.

Mount Olive 000 001 011—3 7 3
 GC&SU..... 310 010 02x—7 9 1
 Jeff Lelievre (5), Brad Church (6), Travis Quick (7), Kyle Jenkins (8) and Jeremy Faulkner. Carson Wiggins and Ryan Avery. HR—Jason Samples (GC&SU), Chris Carr (GC&SU). W—Wiggins. L—Lelievre.

MAY 20

North Fla. 161 000 000—8 13 0
 GC&SU..... 200 020 002—6 15 2
 Dan Roszel, Jerrod Payne (6) and Kevin Kay; Chad Starley, Matt Thomas (3), Will Anderson (7) and Ryan Avery. HR—Kevin Kay (North Fla.), Chris Carr (GC&SU). W—Roszel. L—Starley. S—Payne

NORTH ATLANTIC REGIONAL

AT SLIPPERY ROCK, PENNSYLVANIA

MAY 18

Slippery Rock 010 002 430—10 12 0
 West Virginia St. 010 010 220— 6 9 3
 Craig Petulla, and Dave Sansom (8); F. Cummings, Hockenbrock (8), and B. Maynard.
 HR—Nick Kelley (Slippery Rock), Mike Sikorski (Slippery Rock), John Kanche (Slippery Rock), B. Petko (West Virginia St.). D. Potter (West Virginia St.). W—Petulla. L—Cummings.

Millersville..... 000 100 100 2—4 7 2
 Shippensburg..... 001 100 000 0—2 10 3
 M. Pestke; R. Rodarmel. W—Pestke. L—Rodarmel.

MAY 19

Millersville..... 100 000 010— 2 7 3
 Slippery Rock 512 000 20x—10 14 1
 J. Bradley, R. Fronk (1), J. Moyer (3), M. Scheuing (7); Jonathan Weber. HR—R. Brink (Millersville), D. Decola (Slippery Rock), B. Shilling (Slippery Rock). W—Weber. L—Bradley.

Shippensburg..... 002 100 030— 6 10 2
 Millersville..... 012 220 60x—13 15 2
 Tandlmayer, Winters A.(6), B. Boyles (7), and J. Ricchini; A. Paine, Eckert (7), and G. McClure (7). HR—B. Binder (Millersville). W—Paine. L—Tandlmayer.

Shippensburg 001 021 000—4 9 0
 West Virginia St. 010 010 100—3 6 2
 V. Eppolito, J. Grant (7), and P. Abraham (9); S. Cabell, J. King (8), and T. Shilling.
 HR—J. Bohonko. W—V. Eppolito. L—S. Cabell.

MAY 20

Slippery Rock 000 100 012—4 13 6
 Millersville..... 100 000 010—2 5 0
 J. Novak, D. Sansom (8) and D. Decola; Matt Wagner, George McClure (8), Eric Eckert (9) and Ryan Brink. HR—M. Gunn (Slippery Rock). W—Sansom. L—McClure.

NORTH CENTRAL REGIONAL

AT ERIE, PENNSYLVANIA

MAY 19

Ashland..... 012 300 020—8 15 2
 Saginaw Valley St. 010 000 102—4 8 6
 Jamie Detillion, Jerry Holden (9) and Andy McBryer; Tim Goheen and Josh Miller. HR—Chris Ebright (Saginaw Valley St.). W—Detillion. L—Goheen.

Indianapolis..... 202 101 023—11 13 0
 Mercyhurst..... 000 000 020— 2 9 4
 Scott Abercrombie and Al Ready; Kevin McTigue, John Hall (6), Ryan Bogert (8), Derek Marsh (9) and John McEwan. W—Abercrombie. L—McTigue.

MAY 20

Mercyhurst..... 000 010 100 0—2 7 3
 Saginaw Valley St. 000 000 200 1—3 5 0
 Steve Strohm and John McEwan; Scott Corby, Ruben Alvarado (7), Adam Ruffner (8) and Josh Miller. W—Ruffner. L—Strohm.

Indianapolis..... 000 030 002—5 8 2
 Ashland..... 000 000 030—3 3 3
 Dustin Waalkens, Dennis Nisbet (8) and Al Ready; Mark Smithberger and Andy McBryer. HR—Al Ready (Indianapolis). W—Nisbet. L—Smithberger.

Saginaw Valley St. 000 000 030—3 6 1
 Ashland..... 100 000 000—1 4 2
 Andy Scott and Josh Miller; Andrew Niederst, Jerry Holden (8) and Andy McBryer. W—Scott. L—Holden.

MAY 21

Saginaw Valley St. 010 000 000—1 6 2
 Indianapolis..... 003 300 000—6 8 1
 Justin Young, Mike McGinnis (4), Shawn Ricignol (8) and Josh Miller; Chad Snyder, Josh Wiggington (9) and Al Ready. HR—Al Ready (Indianapolis), Nick Nell (Indianapolis). W—Snyder. L—Young.

NORTHEAST REGIONAL

AT LOWELL, MASSACHUSETTS

MAY 18

Concordia..... 000 010 040— 5 10 2
 Stonehill..... 003 132 10x—10 17 1
 Damien Myers, Jun Shin (6), Rob Crosby (7), Jason Galbraith (8); Brian Ferrari, Mike McCarthy (8), Anthony Bernazzani (8). HR—Junior Medina (Stonehill), Brian Misci (Stonehill), Aaron Monteiro (Stonehill). W—Ferrari. L—Myers.

MAY 19

St. Rose 122 110 000—7 1 0
 Mass.-Lowell..... 010 100 001—3 6 3
 Justin Terry; Jamiea Madell, Dave Ouellette (4). HR—Lenny Carter (Mass.-Lowell). W—Terry. L—Mandell.

Mass.-Lowell..... 200 002 010—5 12 1
 Concordia..... 100 000 06x—7 5 2
 Nate Linstead, Allen Mottram (8); Joe Lambert, Jun Shin (8). W—Shin. L—Linstead.

MAY 20

Stonehill..... 000 002 000—2 11 1
 St. Rose 010 003 10x—5 7 1
 Mark Langone, Anthony Bernazzani (6), Craig Lamire (7); Keith Lansley, Matt Reid (7), Dan Vogl (8). W—Lansley. L—Langone. Save Vogl.

Concordia..... 000 000 000—0 4 1
 Stonehill..... 000 000 02x—2 5 0
 Jason Galbraith, Jun Shin (8); Mike McCarthy. W—McCarthy. L—Galbraith.

MAY 21

Stonehill..... 210 000 000—3 6 1
 St. Rose 000 032 10x—6 8 0
 Mark Henry, Craig Lamire (6), Anthony Bernazzani (7); Rialdo Vanegas, Justin Terry (7). W—Vanegas. L—Henry. S—Terry.

SOUTH CENTRAL REGIONAL

AT ABILENE, TEXAS

MAY 18

Southeastern Okla. 400 110 210— 9 13 1
 Delta St. 200 014 40x—11 13 2

Mark Milburn, T.R. Scott (6), Jake Burner (7); Jay Garner, Tremain Rogers (4), Andrew Wadell (6), Bryan Nobile (7). HR—Damon Lewis (Southeastern Okla.), Todd Stone (Southeastern Okla.). W—Waddell. L—Scott. S—Nobile.

Ala.-Huntsville..... 201 010 200— 6 10 6
 Abilene Christian 1001121 12x—18 17 3
 Justin Wade, Matt Jensen (3), Brent Davenport (3), Wesley Mindingall (5), James Hallman (6), Eric Foote (8); Jarrod Cross, Kevin Smith (8). W—Cross. L—Wade.

MAY 20

Southeastern Okla. 001 000 125—9 9 1
 Ala.-Huntsville..... 110 021 200—7 11 1
 Kendall Prather, Aaron Thompson (7); Brian Pemberton, Matt Jansen (8), Brent Davenport (8). Blake Bone. HR—Todd Stone (Southeastern Okla.), J.J. Belk (Ala.-Huntsville). W—Thompson. L—Davenport.

Abilene Christian 001 306 300—13 15 2
 Delta St. 000 102 029—14 17 4
 Zac Leslie, Kevin Smith (8), Neil Justice (8), Duane Welch (9); Roger Bonnette, Kylan Stuck (6), Chris Simmons (7), Jeff Walls (9). HR—Chris Stephens (Abilene Christian), Reggie Kennedy (Abilene Christian), David Soto (Abilene Christian). W—Walls. L—Welch.

Abilene Christian 000 000 110—2 9 1
 Southeastern Okla. 110 115 00x—9 12 4
 Erik Coehlo, Jarrod Cross (6); Aaron Thompson. HR—Todd Stone (Southeastern Okla.). W—Thompson. L—Coehlo.

MAY 21

Delta St. 010 110 001—4 9 3
 Southeastern Okla. 002 021 11x—7 9 1
 Donnie House, Andrew Waddell (5); Mark Wilburn. W—Milburn. L—House.

Delta St. 001 110 011— 5 11 5
 Southeastern Okla. 013 501 010—11 12 2
 Tremain Rogers, Jay Garner (4), Bryan Nobile (6) and Eli Whiteside. Kendall Prather and Todd Stone. W—Prather. L—Rogers.

CENTRAL REGIONAL

AT WARRENBURG, MISSOURI

MAY 18

Winona St. 010 330 000—7 11 2
 Rockhurst..... 000 000 305—8 12 1
 Andy Davis, Mat O'Brien (8); Jason Forge, Adrian Duran (6). W—Duran. L—O'Brien.

Central Mo. St. 600 202 300—13 15 1
 Winona St. 000 100 000— 1 7 6
 Corey Clinefelter, Ryan Dickson (8); Dan Weinkauff, John Spaeth (4), Paul Kristof (5), Josh Loewen (7). HR—Seth Collins (Central Mo. St.). W—Clinefelter. L—Weinkauff.

MAY 19

Rockhurst..... 000 010 010—2 8 0
 Minn. St.-Mankato 000 100 000—1 4 2
 Jonathan Krysa; Aaron Heitzman. W—Krysa. L—Heitzman.

Minn. St.-Mankato 003 010 000—4 10 2
 Central Mo. St. 310 200 000—6 8 0
 Tim Tutko, Keith Meyers (4); Josh Monroe, Jeff Beshears (9). HR—Brady Ranweiler (Minn. St.-Mankato). W—Monroe. L—Tutko. S—Beshears.

MAY 20

Central Mo. St. 000 024 120—9 12 3
 Rockhurst..... 000 100 023—6 8 4
 Adam Cline, Eric Horner (9); Josh Shelton, Joshua Lee (8), Justin Shelton (9). HR—Thad Pealer (Central Mo. St.). W—Cline. L—Josh Shelton.

Minn. St.-Mankato 000 000 520—7 9 2
 Central Mo. St. 002 004 000—6 9 1
 Chris Rupert and Scott Geiger; Josh Reynolds, Justin Stames (7), Jeff Beshears (8) and Brandon Pugh. HR—Matt Whitney (Central Mo. St.). W—Rupert. L—Beshears.

Rockhurst..... 000 000 100—1 3 3
 Central Mo. St. 003 240 00x—9 14 0
 David Brooks, Jeff Jessen (3), Jason Forge (5), Adrian Duran (8) and Bruce Nelson; Jason Herz and Brian Chase. HR—Matt Moriarity (Rockhurst), Criag Ringe (Central Mo. St.), Seth Collins (Central Mo. St.). W—Herz. L—Brooks.

SOUTH REGIONAL

AT DAVENPORT, FLORIDA

MAY 18

Gardner-Webb.....000 000 302—5 9 1
Fla. Southern.....000 010 000—1 6 1
Abraham Gonzalez; Nick Lee, J.J. Smith (7). Terry Corn (7). W—Gonzalez. L—Lee.

St. Leo.....000 000 021— 3 10 6
Tampa.....110 210 05x—10 10 2
Pete Maroudism, Toby Keys (5), Spencer Hutchins (9), Pat Hudpeth (9); Brett Stewart, Kris Sutton (8). W—Stewart. L—Maroudis.

MAY 19

Fla. Southern.....004 000 300—7 11 1
St. Leo.....100 002 200—5 12 3
Jeremy Ward, Jay Signorelli (7); Joe Ricciardi, David Macca (8). W—Ward. L—Ricciardi. S—Signorelli.

Tampa.....010 011 000 0—3 7 5
Gardner-Webb.....010 010 010 1—4 7 1
Danny August, Kris Sutton (8). Eric Boyd, Daniel Plank (7). W—Plank. L—Sutton.

Fla. Southern.....120 210 010—7 11 0
Tampa.....001 000 000—1 4 2
Brent Franklin, J.J. Smith (3); Charlie Manning, Adam Leow (8). HR—Mark Furbush (Fla. Southern). W—Smith. L—Manning.

MAY 20

Gardner-Webb.....020 502 113—14 15 1
Fla. Southern.....000 000 001— 1 6 1
Brook Collins; John Barnett, Matt Faas (2), Corey Perkins (4), Ryan Humphrey (8), Terry Corn (9). HR—Sammy Prueff. W—Collins. L—Barnett.

WEST REGIONAL

AT HAYS, KANSAS

MAY 18

Grand Canyon.....200 000 000—2 8 2
Fort Hays St.....320 011 00x—7 13 0
Brian Gerlach, Rob Kelly (7) and Dan Center; Derek Lopez and Thom Garcia. HR—Tyler Cotton (Fort Hays St.), Thom Garcia (Fort Hays St.). W—Lopez. L—Gerlach.

Texas Wesleyan.....332 101 200—12 16 1
Cal St. Chico.....301 670 03x—20 20 0
Ty Lowe, Todd McClurg (5) and David Jones; Phil Derrymann, Rafael Mendez (3), Aaron Warmerdam (7) and Jason Cly, Eric Bettger. HR—Derek Gerold (Texas Wesleyan), A.J. Ramirez (Texas Wesleyan), Pat Hannon 2 (Texas Wesleyan), Steve Guerrero (Cal St. Chico), Derek Cordell 2 (Cal St. Chico). W—Mendez. L—Lowe.

MAY 19

Texas Wesleyan.....020 102 210 1—9 8 0
Grand Canyon.....100 030 112 0—8 11 3
Michael Bowser, Derek Gerold (9), Ty Lowe (10) and David Jones; Ryan McKinlay, Rob Kelly (6), J.J. Rafferty (7) and Dan Center. HR—Pat Hannon (Texas Wesleyan). W—Gerold. L—Rafferty.

Fort Hays St.....030 000 000— 3 6 1
Cal St. Chico.....002 131 12x—10 9 2
Franco Martinez, Tracy Schneweis (6), Nate Guffey (7) and Josh White; Alex Carbajal, Brett Halbert (8), Brian Grover (9) and Eric Bettger. HR—Josh White (Fort Hays St.), Bao-nhan Vinh (Cal St. Chico). W—Carbajal. L—Martinez.

Fort Hays St.....030 002 030—8 10 0
Texas Wesleyan.....010 100 010—3 6 1
Vonley Frey and Thom Garcia; Matt Techlenburg, Ty Lowe (8), Todd McClurg (8) and David Jones. HR—Jason Patty (Fort Hays St.), Shawn Greene 2 (Texas Wesleyan). W—Frey. L—Techlenburg.

MAY 20

Cal St. Chico.....100 000 110— 3 10 2
Fort Hays St.....100 300 07x—11 15 1
Jason Cly, Brett Halbert (7), Brian Grover (8), Rafael Mendez (8) and Eric Bettger; Pat Taylor, Derek Lopez (7), Scott Di Orto (9) and Thom Garcia. W—Taylor. L—Cly.

Cal St. Chico.....001 000 001—2 10 0
Fort Hays St.....010 300 10x—5 9 1
Aaron Warmerdam, Brett Halbert (4), Brian Grover (4) and Eric Bettger, Jason Cly; Dan Auckland, Vonley Frey (9) and Thom Garcia. HR—Jason Patty (Fort Hays St.). W—Auckland. L—Warmerdam.

FINALS

AT MONTGOMERY, ALABAMA

GAME NO. 1—MAY 27

Table with columns: St. Rose, AB, R, H, RBI, PO, A. Rows include Jose Segura lf, Mike Gameblunghue cf, Adrian Szamreta 1b, Mike Wilson c, Dave Benyo rf, Bob Case dh, Erik Hoover ss, Kurk Rossner 2b, Pat Storz 3b, Aaron Haacker ph, Bobby Timke 3b, Ryan McMahon, Justin Terry p, Matt Duquette p, TOTALS.

Table with columns: Southeastern Okla., AB, R, H, RBI, PO, A. Rows include Jeremy McCarty cf, Jerry Williams lf, Kevin Ferguson ss, Damon Lewis, Abby Glass rf, Todd Stone c, Preston James 3b, B.J. McVay dh, Matt Bales 2b, Mark Milburn p, T.R. Scott p, TOTALS.

St. Rose.....000 000 010—1 5 2
Southeastern Okla.....100 301 02x—7 8 2
E—Wilson, Timke, Williams, Lewis. LOB—St. Rose 10, Southeastern Okla. 8. 2B—Lewis. HR—Stone. SB—Gameblunghue, McCarty, Williams, Stone, McVay. SH—McCarty, McVay.

Table with columns: IP, H, R, ER, BB, SO. Rows include Terry (Loser), Duquette, Milburn (Winner), T.R. Scott, BK—Terry, HBP—Benyo (by Milburn), Gameblunghue (by Milburn), T—2:21, A—906, U—Clyde, McClure, Tallent, Pollard.

GAME NO. 2—MAY 27

Table with columns: North Fla., AB, R, H, RBI, PO, A. Rows include Kyle Catrett cf, Brian Rapp dh, Lee McCool 2b, Kevin Kay c, Gregg Labbe 3b, Nick Steppe lf, Adam Brown rf, Brian Fleetwood 1b, Jeff Stockton ss, Matt Incinelli p, TOTALS.

Table with columns: Indianapolis, AB, R, H, RBI, PO, A. Rows include Ryan Sorrels cf, Dennis Nisbet dh, Champ Champanois rf, Al Ready c, Kurt Brabender pr, Peter Babcock 1b, Tommy Daeger ss, Jason Martintoni 3b, Jeremy Hacker lf, Nick Nell 2b, Scott Abercrombie p, Josh Wigginton p, TOTALS.

North Fla.....101 205 000—9 17 0
Indianapolis.....000 000 000—0 3 0
DP—North Fla. 1, Indianapolis 3. LOB—North Fla. 10, Indianapolis 5. 2B—Rapp, McCool, Fleetwood. HR—Catrett, Labbe, Fleetwood. SB—Kay. SF—Stockton.

Table with columns: IP, H, R, ER, BB, SO. Rows include Incinelli (Winner), Abercrombie (Loser), Wigginton, HBP—Martintoni (by Incinelli), T—2:00, A—1,513, U—Mitchell, Tallent, Pollard, Lancaster.

GAME NO. 3—MAY 28

Table with columns: Central Mo. St., AB, R, H, RBI, PO, A. Rows include Craig Ringe 3b, Matthew Stafford lf, Seth Collins cf, Chris Curry 2b, D.J. Thrash 1b, Thad Pealer ss, Jason Deckelbaum rf, Brandon Pugh c, Brian Sargeant pr, Matt Whitney c, Boomer Berry dh, Josh Reynolds p, Corey Clinefelter p, Justin Stames p, Eric Horner p, TOTALS.

Table with columns: Slippery Rock, AB, R, H, RBI, PO, A. Rows include Greg Stokes 3b, Nick Kelley 2b, Dan DeCola c, Mike Gunn 1b, Mike Sikorski rf, John Kanche cf, Blake Shilling dh, Bo Trawitz lf, Chip Hunter ss, Craig Petulla p, Dave Sansom p, Anthony Urli p, TOTALS.

Central Mo. St.....010 011 204— 9 14 3
Slippery Rock.....000 205 30x—10 12 1
E—Ringe, Pealer, Kelley. DP—Central Mo. St. 1, Slippery Rock 2. LOB—Central Mo. St. 15, Slippery Rock 7. 2B—Collins, Deckelbaum, Whitney, Kelley, DeCola, Sikorski, Trawitz. 3B—Deckelbaum. HR—Shilling. SB—Ringe, Collins, Sikorski, Kanche. SH—Berry. SF—Curry, Thrash.

Table with columns: IP, H, R, ER, BB, SO. Rows include Reynolds, Clinefelter, Starnes, Horner, Petulla, Sansom, Urli.

GAME NO. 4—MAY 28

Table with columns: Gardner-Webb, AB, R, H, RBI, PO, A. Rows include Randy Combs rf, Ashley Sweat cf, Blake Leverett 3b, Sammy Prueff 1b, Jim Harrison ss, Darin Thompson lf, Brandon McCoy lf, Wes Barkley dh, Chad Benton c, Brandon Jeffcoat 2b, Abraham Gonzalez p, Daniel Plank p, TOTALS.

Table with columns: Fort Hays St., AB, R, H, RBI, PO, A. Rows include Tyler Cotten cf, Jesus Villarreal 2b, Dan Auckland rf, Ryan Callaway 1b, Jason Patty ss, Franco Martinez 3b, Dustin Dreher dh, Brandon Brungardt pr, Ian Van Kooten ph, Tommy Garcia c, Wayne Burton lf, Derek Lopez p, TOTALS.

Gardner-Webb.....000 000 200—2 6 4
Fort Hays St.....010 001 40x—6 6 1
E—Harrison, Jeffcoat, Gonzalez, Patty. DP—Gardner-Webb 1, Fort Hays St. 1. LOB—Gardner-Webb 5, Fort Hays St. 6. 2B—Benton, Auckland, Patty. SB—Cotten. CS—Cotten. SH—Auckland, Garcia. SF—Callaway.

Table with columns: IP, H, R, ER, BB, SO. Rows include Gonzalez (Loser), Planck.

Lopez (Winner).....9.0 6 2 2 2 5
PB—Benton. HBP—Villarreal (by Gonzalez). T—2:11.
A—1,328. U—Tallent, Lancaster, Clyde, Mitchell.

GAME NO. 5—MAY 29

Indianapolis AB R H RBI PO A
Ryan Sorrels cf.....6 2 5 3 1 0
Dennis Nisbet dh/p.....5 1 1 3 0 1
Champ Champanois rf.....6 0 2 2 1 0
Al Ready c.....3 1 0 0 7 1
Peter Babcock 1b.....3 2 0 0 10 1
Brad Bates ph/1b.....1 0 1 0 1 0
Tommy Daeger ss.....6 2 2 2 1 3
Jason Martintoni 3b.....3 3 1 0 0 2
Jeremy Hacker lf.....1 4 1 3 3 0
Nick Nell 2b.....3 1 1 3 1 5
Dustin Waalkens p.....0 0 0 0 1 0
Josh Wigginton p.....0 0 0 0 1 1
TOTALS.....37 16 14 16 27 14

St. Rose

Jose Segura lf.....3 1 0 0 1 0
Aaron Haacker lf.....1 0 0 0 2 0
Mike Gabelunghe cf.....4 2 2 1 0 1
Adrian Szamreta 1b.....5 1 2 3 12 1
Mike Wilson c.....3 0 0 0 3 1
Jeff Angus c.....1 0 0 0 0 0
Dave Benyo rf.....2 0 1 0 3 0
Bob Case dh.....4 0 1 0 0 0
Justin Terry ph.....0 0 0 0 0 0
Erik Hoover ss.....5 1 1 0 1 5
Kirk Rossner 2b.....2 0 1 0 5 4
Pat Storz 3b.....1 0 0 0 0 0
Ryan McMahon ph.....1 0 0 0 0 0
Bobby Timke 3b.....1 0 0 0 0 2
Adam Bogdan ph/3b.....1 0 1 0 0 0
Keith Lansley p.....0 0 0 0 0 1
Matt Ried p.....0 0 0 0 0 0
Gregg Kelly p.....0 0 0 0 0 0
Matt Duquette p.....0 0 0 0 0 0
Dan Vogl p.....0 0 0 0 0 0
Jason Burns p.....0 0 0 0 0 0
Nick Davey p.....0 0 0 0 0 0
James Derby p.....0 0 0 0 0 0
TOTALS.....34 5 9 4 27 15

Indianapolis.....00(10) 302 010—16 14 0
St. Rose.....300 100 010— 5 9 1
E—Hoover. SP—Indianapolis 2, St. Rose 1. LOB—
Indianapolis 8, St. Rose 11. 2B—Nisbet, Champanois,
Martintoni, Szamreta. HR—Gabelunghe. Szamreta.
SB—Gabelunghe. CS—Sorrels. SF—Nell.

IP H R ER BB SO
Waalkens.....4.1 5 4 4 4 4
Wigginton (Winner).....3.2 3 1 1 0 0
Nisbet.....1.0 1 0 0 0 1
Lansley (Loser).....2.2 4 7 7 5 1
Reid.....0.0 0 1 1 0 0
Kelly.....1.1 2 2 2 2 0
Duquette.....0.2 3 3 3 1 1
Vogl.....3.2 3 2 0 1 1
Burns.....1.0 2 1 1 0 0
Davey.....0.2 0 0 0 0 0
Derby.....0.1 1 0 0 0 0

WP—Waalkens. PB—Ready. BK—Vogl. HBP—Hacker
(by Reid), Wilson (by Waalkens), Benyo (by Waalkens),
Hacker (by Vogl), Gabelunghe (by Wigginton), Benyo
(by Wigginton, Martintoni (by Burns), Terry (by Nisbet).
T—2:38. A—779. U—Pollard, Clyde, Mitchell,
McClure.

GAME NO. 6—MAY 29

Southeastern Okla. AB R H RBI PO A
Jeremy McCarty cf.....5 1 2 0 4 0
Jerry Williams lf.....5 0 3 0 2 0
Kevin Ferguson ss.....3 0 0 1 2 2
Damon Lewis 1b.....5 1 1 0 5 0
Abby Glass rf.....3 1 1 0 1 0
Todd Stone c.....3 0 1 0 11 0
Preston James 3b.....4 0 0 0 1 1
B.J. McVay dh.....4 0 0 1 0 0
Matt Bales 2b.....4 0 0 0 1 0
Aaron Thompson p.....0 0 0 0 2 2
TOTALS.....36 3 8 2 27 5

North Fla.

Kyle Catrett cf.....4 0 0 0 2 0
Brian Rapp dh.....4 0 2 0 0 0
Lee McCool 2b.....3 0 1 0 0 0
Kevin Kay c.....3 0 1 0 11 0
Greg Labbe 3b.....4 0 0 0 1 3
Nick Steppe lf.....4 0 0 0 0 0
Adam Brown rf.....4 0 1 0 3 0
Brian Fleetwood 1b.....4 0 1 0 7 0

Jeff Stockton ss.....4 0 0 0 3 4
Mike Wood p.....0 0 0 0 0 0
Jerrold Payne p.....0 0 0 0 0 0
TOTALS.....34 0 6 0 27 7

Southeastern Okla.000 002 001—3 8 2
North Fla.000 000 000—0 6 5
E—James, Bales, McCool, Labbe, Fleetwood, Stockton,
Wood. DP—North Fla. LOB—Southeastern Okla. 10,
North Fla. 9. SB—Williams 2, Glass. SH—McCool.
SF—Ferguson.

IP H R ER BB SO
Thompson (Winner).....9.0 6 0 0 1 11
Wood (Loser).....8.1 8 3 0 1 9
Payne.....0.2 0 0 0 0 1
HBP—Ferguson (by Wood), Glass (by Wood). T—2:08.
A—2,135. U—Lancaster, Mitchell, McClure Tallent.

GAME NO. 7—MAY 30

Gardner-Webb AB R H RBI PO A
Randy Combs rf.....4 0 1 0 0 0
Ashley Sweat cf.....4 0 0 0 3 0
Blake Leverett 3b.....4 0 0 0 5 2
Sammy Pruett 1b.....3 0 1 0 7 0
Jim Harrison ss.....3 1 3 0 1 3
Chad Benton c.....2 0 0 0 1 0
Alex Zamora ph/c.....1 0 0 0 1 0
Brandon Jeffcoat 2b.....3 0 1 1 3 1
Josh Keels ph.....1 0 1 0 0 0
Cory Evans pr.....0 0 0 0 0 0
Wes Barkley dh.....3 0 0 0 0 0
Wes Dellinger ph.....1 0 0 0 0 0
Darin Thompson lf.....3 0 1 0 3 0
Brandon McKay lf.....1 0 1 0 0 0
Eric Boyd p.....0 0 0 0 0 2
Jeff Rinehart p.....0 0 0 0 0 0
Jason Palfrey p.....0 0 0 0 0 0
Daniel Planck p.....0 0 0 0 0 0
Kevin Wellmon p.....0 0 0 0 0 0
TOTALS.....33 1 9 1 24 8

Central Mo. St.

Craig Ringe 3b.....5 2 2 0 0 2
Matthew Stafford lf.....3 2 1 1 1 0
Seth Collins cf/rf.....4 2 3 1 1 0
Chris Curry 2b.....3 2 2 1 5 3
D.J. Thrash 1b.....5 1 1 2 11 1
Thad Pealer ss.....4 0 2 4 1 8
Jason Deckelbaum rf.....3 0 0 0 1 0
Brian Sargeant ph/cf.....1 0 0 0 1 0
Brian Chase c.....3 1 1 0 5 1
Matt Whitney c.....0 0 0 0 0 0
Boomer Berry dh.....2 0 0 0 0 0
Jason Herz ph/dh.....1 0 0 0 0 0
Adam Cline p.....0 0 0 0 1 2
Eric Horner p.....0 0 0 0 0 0
Nick Denning p.....0 0 0 0 0 0
TOTALS.....34 10 12 9 27 17

Gardner-Webb.....010 000 000— 1 9 1
Central Mo. St.100 045 00x—10 12 0
E—Thompson. DP—Gardner-Webb 1, Central Mo. St. 1.
LOB—Gardner-Webb 9, Central Mo. St. 7. 2B—Curry.
SH—Benton, Berry.

IP H R ER BB SO
Boyd (Loser).....5.0 7 6 5 3 1
Rinehart.....0.1 2 2 2 0 0
Palfrey.....0.1 3 2 2 0 0
Planck.....2.0 0 0 0 1 1
Wellmon.....0.1 0 0 0 0 0
Cline (Winner).....7.0 6 1 1 2 3
Horner.....1.0 1 0 0 1 0
Denning.....1.0 2 0 0 0 0
HBP—Stafford (by Boyd), Collins (by Boyd). T—2:29.
A—618. U—Clyde, McClure, Tallent, Pollard.

GAME NO. 8—MAY 30

Fort Hays St. AB R H RBI PO A
Tyler Cotten cf.....5 1 0 0 4 0
Jesus Villarreal 2b.....5 1 3 1 2 2
Dan Auckland rf.....5 0 0 0 3 0
Ryan Callaway 1b.....4 3 3 0 6 1
Jason Patty ss.....5 1 4 1 1 0
Franco Martinez 3b.....4 1 1 1 0 2
Dustin Dreher dh.....3 0 0 0 0 0
Ian Van Kooten ph/dh.....2 0 1 0 0 0
Tommy Garcia c.....3 1 1 0 9 2
Wayne Burton lf.....2 0 0 0 0 0
Ryan Wasinger ph/lf.....3 0 1 1 2 0
Vonley Frey p.....0 0 0 0 0 1
Pat Taylor p.....0 0 0 0 0 0
TOTALS.....41 8 14 4 27 8

Slippery Rock AB R H RBI PO A
Gerg Stokes 3b.....5 2 2 0 0 3
Nick Kelley 2b.....4 1 0 0 1 5
Dan DeCola c.....4 1 2 2 4 1
Mike Gunn 1b.....4 0 0 0 14 0
Mike Sikorski rf.....4 0 1 0 1 0
John Kanche cf.....3 1 1 1 1 1
Blake Shilling dh.....4 0 1 2 0 0
Bo Trawitz lf.....2 0 2 0 1 0
Matt Briggs pr/lf.....0 0 0 0 1 0
Chad Miller ph/lf.....1 0 0 0 0 0
Chip Hunter ss.....4 0 0 0 3 5
Jonathan Weber p.....0 0 0 0 1 0
Brad Tamco p.....0 0 0 0 0 0
Tom Sullivan p.....0 0 0 0 0 1
TOTALS.....35 5 9 5 27 16

Fort Hays St.020 003 210—8 14 2
Slippery Rock410 000 000—5 9 2
E—Martinez 2, Stokes, Sullivan. DP—Fort Hays St. 2,
Slippery Rock 1. LOB—Fort Hays St. 10, Slippery Rock
8. 2B—Villarreal, Stokes. SB—Cotten, Villarreal,
Martinez, Garcia, Wasinger. SF—DeCola.

IP H R ER BB SO
Frey.....3.0 7 5 4 1 2
Taylor (Winner).....6.0 2 0 0 2 7
Weber.....5.2 9 5 4 0 1
Tamco (Loser).....0.2 2 2 1 0 0
Sullivan.....2.2 3 1 1 2 4
WP—Sullivan. PB—Garcia. HBP—Kelley (by Frey),
Garcia (by Weber), Callaway (by Tomco). T—2:51.
A—1,574. U—Mitchell, Tallent, Pollard, Lancaster.

GAME NO. 9—MAY 31

North Fla. AB R H RBI PO A
Kyle Catrett ch.....5 0 3 1 2 0
Brian Rapp dh.....4 1 1 2 0 0
Victor Caban ph.....1 0 0 0 0 0
Lee McCool 2b.....5 2 2 0 2 1
Kevin Kay c.....5 4 4 1 4 1
Greg Labbe 3b.....5 1 3 1 0 3
Nick Steppe lf.....4 1 3 3 2 0
Brian Fleetwood 1b.....4 1 1 2 12 1
Adam Brown rf.....5 1 1 1 3 0
Jeff Stockton ss.....4 1 0 1 1 4
Adam Horne p.....0 0 0 0 1 4
TOTALS.....42 12 18 12 27 14

Central Mo. St.

Craig Ringe 3b.....4 0 1 0 0 0
Matthew Stafford lf.....3 0 1 0 4 0
D.J. Thrash lf.....0 0 0 0 0 0
Seth Collins rf/cf.....4 0 0 0 3 0
Chris Curry 2b.....4 0 2 0 0 1
Brian Shewmaker 2b.....0 0 0 0 0 0
Thad Pealer ss.....4 0 1 0 2 4
Matt Whitney 1b.....3 1 0 0 5 1
Jason Herz dh.....4 0 1 1 0 0
Brian Chase c.....4 0 1 0 12 1
Brian Sargeant cf.....2 0 0 0 1 0
Jason Deckelbaum rf.....2 0 1 0 0 0
Josh Monroe p.....0 0 0 0 0 0
Jeff Beshears p.....0 0 0 0 0 0
TOTALS.....34 1 8 1 27 8

North Fla.022 060 020—12 18 1
Central Mo. St.010 000 000— 1 8 1
E—Catrett, Whitney. DP—Central Mo. St. 1. LOB—
North Fla. 8, Central Mo. St. 8. 2B—McCool, Kay,
Labbe, Steppe. SH—Fleetwood, Stafford. SF—Catrett.

IP H R ER BB SO
Horne (Winner).....9.0 8 1 1 1 5
Monroe (Loser).....4.1 13 9 9 2 4
Starnes.....1.0 3 1 1 1 0
Beshears.....3.2 2 2 2 0 8
WP—Horne. T—2:39. A—738. U—McClure, Pollard,
Lancaster, Clyde.

GAME NO. 10—MAY 31

Slippery Rock AB R H RBI PO A
Gerg Stokes 3b.....4 1 1 1 1 3
Nick Kelley 2b.....5 0 1 0 3 5
Dan DeCola c.....5 1 2 1 2 0
Mike Gunn 1b.....4 0 0 1 10 0
Matt Matovoich 1b.....0 0 0 0 0 0
Mike Sikorski rf.....4 0 0 0 2 0
John Kanche cf.....4 1 1 1 2 0
Blake Shilling dh.....3 0 1 0 0 0
Bo Trawitz lf.....3 0 0 0 2 0
Chad Miller ph/lf.....1 0 0 0 0 0
Chip Hunter ss.....3 1 1 0 1 3
Joe Novak p.....0 0 0 0 0 1
Anthony Uri p.....0 0 0 0 1 1
TOTALS.....36 4 7 4 24 13

Indianapolis	AB	R	H	RBI	PO	A
Ryan Sorrels cf.....	4	0	1	1	3	0
Dennis Nisbet dh/p.....	5	2	1	0	0	0
Champ Champanois rf.....	5	1	1	0	0	0
Al Ready c.....	2	4	2	2	8	0
Peter Babcock 1b.....	5	0	0	1	6	1
Tommy Daeger ss.....	5	2	1	1	2	1
Jason Martintoni 3b.....	3	0	1	1	0	2
Jeremy Hacker lf.....	4	0	1	1	4	0
Nick Nell 2b.....	3	0	1	1	3	4
Chad Snyder p.....	0	0	0	0	1	0
TOTALS.....	36	9	9	8	27	8

Slippery Rock.....	100	110	010	4	7	4
Indianapolis.....	420	021	00x	9	9	4
E—Stokes 2, DeCola, Hunter, Ready, Daeger, Nell. DP—Indianapolis. LOB—Slippery Rock 8, Indianapolis 9. 2B—Hunter. HR—DeCola, Kanche, Ready. SB—Daeger, Nell. SH—Martintoni.						

	IP	H	R	ER	BB	SO
Novak (Loser).....	4.1	8	8	6	1	0
Urti.....	3.2	1	1	0	4	2
Snyder (Winner).....	7.2	6	4	4	3	7
Nisbet.....	1.1	1	0	0	0	1
WP—Novak, Urti, Snyder. T—2:35. A—1,581. U—Tallent, Lancaster, Clyde, Mitchell.						

GAME NO. 11—JUNE 1

Fort Hays St.	AB	R	H	RBI	PO	A
Tyler Cotten cf.....	6	2	4	3	3	0
Jesus Villarreal 2b.....	5	2	2	0	4	0
Dan Auckland p dh.....	2	1	1	1	0	1
John Rawie 1b/rf.....	1	0	0	0	0	0
Ryan Callaway 1b/rf.....	6	1	3	2	5	0
Jason Patty ss.....	6	1	2	2	1	1
Franco Martinez 3b/p.....	5	1	1	0	0	0
Ryan Wasinger lf.....	4	2	2	0	1	0
Dustin Dreher 3b.....	0	0	0	0	1	0
Tommy Garcia c.....	3	1	0	1	8	1
Josh White ph/c.....	1	0	1	0	2	0
Wayne Burton rf/lf.....	5	2	3	2	2	0
Matt Dill p.....	0	0	0	0	0	0
TOTALS.....	44	13	19	11	27	4

North Fla.	AB	R	H	RBI	PO	A
Kyle Catrett cf.....	5	1	2	2	3	0
Brian Rapp dh.....	4	2	1	0	0	0
Lee McCool 2b.....	5	1	1	0	1	2
Keivn Kay c.....	5	1	3	3	2	0
Greg Labbe 3b.....	5	1	1	0	1	0
Nick Steppe lf.....	5	1	3	3	4	0
Brian Fleetwood 1b.....	5	0	0	1	6	0
Adam Brown rf.....	5	1	3	0	5	1
Jeff Stockton ss.....	3	2	1	0	4	6
Dan Roszel p.....	0	0	0	0	0	1
Brian Rapp c.....	0	0	0	0	0	0

Jerrold Payne p.....	0	0	0	0	0	0
Tod Ewasko p.....	0	0	0	0	0	0
TOTALS.....	42	10	15	9	27	10

Fort Hays St.....	002	911	000	13	19	2
North Fla.....	100	003	231	10	15	5
E—Patty, Burton, Catrett, McCool, Fleetwood, Brown, Stockton. DP—North Fla. LOB—Fort Hays St. 10, North Fla. 7. 2B—Callaway, Kay, Brown. SB—Martinez, Burton, Catrett. CS—Kay.						

	IP	H	R	ER	BB	SO
Auckland (Winner).....	6.2	9	6	6	2	7
Dill.....	0.2	4	3	3	0	2
Martinez.....	1.2	2	1	1	0	1
Roszel (Loser).....	3.2	8	4	4	1	1
Rayne.....	0.0	3	5	5	1	0
Pach.....	0.1	2	3	2	3	0
Ewasko.....	5.0	6	1	0	0	0
HBP—Auckland (by Rauch). T—3:34. A—762. U—Pollard, Clyde, Mitchell, McClure.						

GAME NO. 12—JUNE 1

Indianapolis	AB	R	H	RBI	PO	A
Ryan Sorrels cf.....	4	1	2	1	3	0
Dennis Nisbet dh.....	3	0	0	0	0	0
Champ Champanois rf.....	4	0	0	0	0	0
Al Ready c.....	3	0	0	0	5	2
Peter Babcock 1b.....	4	0	1	0	5	1
Tommy Daeger ss.....	4	0	1	0	2	2
Jason Martintoni 3b.....	3	0	0	0	1	3
Tarron Acuff ph.....	1	0	0	0	0	0
Jeremy Hacker lf.....	3	0	0	0	4	0
Nick Bell 2b.....	3	0	0	0	4	0
Scott Abercrombie p.....	0	0	0	0	0	2
Josh Wigginton p.....	0	0	0	0	0	1
Brian Bigam p.....	0	0	0	0	0	0
TOTALS.....	32	1	4	1	24	11

Southeastern Okla.	AB	R	H	RBI	PO	A
Jeremy McCarty cf.....	2	0	1	1	5	0
Jerry Williams lf.....	5	0	3	1	0	0
Kevin Ferguson ss.....	5	2	1	0	1	3
Damon Lewis 1b.....	4	0	2	0	9	0
Abby Glass rf.....	3	1	1	1	3	0
Todd Stone c.....	4	1	0	0	5	1
Preston James 3b.....	4	1	3	1	1	4
B.J. McVay dh.....	2	0	0	0	0	0
Matt Bales 2b.....	4	2	1	1	3	1
Mark Milburn p.....	0	0	0	0	0	0
TOTALS.....	33	7	12	5	27	9

Indianapolis.....	100	000	000	1	4	3
Southeastern Okla.....	100	031	20x	7	12	1
E—Ready, Hacker, Nell, James. LOB—Indianapolis 6, Southeastern Okla. 9. 2B—Sorrels, Bales. HR—Sorrels. SB—Daeger, McCarty, Williams 2. CS—McCarty. SH—McCarty, McVay.						

	IP	H	R	ER	BB	SO
Abercrombie (loss).....	6.0	9	5	2	2	4
Wigginton.....	1.0	3	2	2	0	0
Bigam.....	1.0	0	0	0	0	0
Milburn (win).....	9.0	4	1	1	2	6
WP—Milburn. HBP—McCarty (by Abercrombie), McCarty (by Abercrombie), Glass (by Abercrombie). T—2:11. A—1,557. U—Lancaster, Mitchell, McClure, Tallent.						

GAME NO. 13—JUNE 3

Southeastern Okla. St.	AB	R	H	RBI	PO	A
Jeremy McCarty cf.....	4	1	1	0	6	1
Jerry Williams lf.....	3	1	1	1	2	0
Kevin Ferguson ss.....	5	1	2	1	1	6
Damon Lewis 1b.....	4	1	4	1	11	0
Abby Glass rf.....	5	0	1	1	1	0
Todd Stone c.....	3	1	1	0	3	0
Preston James 3b.....	3	0	0	1	1	3
B.J. McVay dh.....	3	1	0	0	0	0
Matt Bales 2b.....	3	1	0	0	2	1
Aaron Thompson p.....	0	0	0	0	0	2
TOTALS.....	33	7	10	5	27	13

Fort Hays St.	AB	R	H	RBI	PO	A
Tyler Cotten.....	4	0	1	0	0	0
Jesus Villarreal 2b.....	3	0	1	1	2	2
Dan Auckland rf.....	4	0	0	0	2	1
Ryan Callaway 1b.....	4	0	2	0	6	1
Jason Patty ss.....	3	0	0	0	4	3
Franco Martinez 3b.....	4	0	1	0	3	6
Ian Van Kooten dh.....	4	1	2	0	0	0
Tommy Garcia c.....	3	0	0	0	8	1
Dustin Dreher ph.....	1	0	0	0	0	0
Wayne Burton lf.....	3	1	1	1	0	0
Ryan Wasinger ph.....	1	0	0	0	0	0
Derek Lopez p.....	0	0	0	0	1	3
Pat Taylor p.....	0	0	0	0	1	0
Vonley Frey p.....	0	0	0	0	0	1
TOTALS.....	34	2	8	2	27	18

Southeastern Okla. St.....	110	021	200	7	10	2
Fort Hays St.....	002	000	000	2	8	5
E—Bales 2, Cotten, Patty, Martinez. DP—Southeastern Okla. St., Fort Hays St. LOB—Southeastern Okla. St. 7, Fort Hays St. 7. 2B—Burton. 3B—Stone. HR—Lewis. SB—Williams, Bales. CS—McCarty, Williams, Lewis. SH—Williams, McVay, Villarreal.						

	IP	H	R	ER	BB	SO
Thompson (Winner).....	9.0	8	2	2	0	3
Lopez (Loser).....	5.0	7	5	3	1	2
Taylor.....	3.0	2	2	1	2	5
Frey.....	1.0	1	0	0	0	1
WP—Lopez. HBP—Stone (by Taylor), Patty (by Thompson), Bales (by Taylor), Williams (by Frey). T—2:39. A—2,853. U—Clyde, Lancaster, Tallent, Mitchell.						

History

Team Results

Year	Champion	Coach	Score	Runner-Up	Site	Championship Game Attendance	Championship Total Attendance
1968.....	* Chapman (35-18)	Paul Deese	11-0	Delta St.	Springfield, Mo.	—	—
1969.....	* Illinois St. (33-5)	Duffy Bass	12-0	Southwest Mo. St.	Springfield, Mo.	—	—
1970.....	Cal St. Northridge (41-21)	Bob Hiegert	2-1	Nicholls St.	Springfield, Mo.	—	—
1971.....	Fla. Southern (34-4)	Hal Smeltzly	4-0	Central Mich.	Springfield, Mo.	—	—
1972.....	Fla. Southern (31-6)	Hal Smeltzly	5-1	Cal St. Northridge	Springfield, Ill.	—	—
1973.....	* UC Irvine (44-12)	Gary Adams	9-6	Ithaca	Springfield, Ill.	—	—
1974.....	UC Irvine (48-8)	Gary Adams	14-1	New Orleans	Springfield, Ill.	—	—
1975.....	Fla. Southern (35-10)	Hal Smeltzly	10-7	Marietta	Springfield, Ill.	—	—
1976.....	Cal Poly Pomona (40-27-1)	John Scolinos	17-3	SIU-Edwardsville	Springfield, Ill.	2,100	17,943
1977.....	UC Riverside (43-19)	Jack Smitheran	4-1	Eckerd	Springfield, Ill.	2,917	11,870
1978.....	Fla. Southern (41-8)	Joe Arnold	7-2	Delta St.	Springfield, Ill.	625	—
1979.....	Valdosta St. (47-14)	Tommy Thomas	3-2	Fla. Southern	Springfield, Ill.	1,052	12,815
1980.....	* Cal Poly Pomona (42-25-1)	John Scolinos	13-6	New Haven	Riverside, Calif.	1,100	8,437
1981.....	* Fla. Southern (55-8)	Joe Arnold	9-0	Eastern Ill.	Riverside, Calif.	727	10,644
1982.....	* UC Riverside (36-23)	Jack Smitheran	10-1	Fla. Southern	Riverside, Calif.	1,550	10,925
1983.....	* Cal Poly Pomona (41-22)	John Scolinos	9-7	Jacksonville St.	Riverside, Calif.	1,052	7,869
1984.....	Cal St. Northridge (46-21-1)	Bob Hiegert	10-5	Fla. Southern	Riverside, Calif.	914	7,737
1985.....	* Fla. Southern (54-10)	Chuck Anderson	15-5	Cal Poly Pomona	Montgomery, Ala.	2,885	23,416
1986.....	Troy St. (46-8)	Chase Riddle	5-0	Columbus St.	Montgomery, Ala.	5,491	24,853
1987.....	* Troy St. 38-10-1)	Chase Riddle	7-5	Tampa	Montgomery, Ala.	—	18,191

Year	Champion	Coach	Score	Runner-Up	Site	Championship Game Attendance	Championship Total Attendance
1988.....	* Fla. Southern (48-10)	Chuck Anderson	5-4	Cal St. Sacramento	Montgomery, Ala.	2,000	12,169
1989.....	#Cal Poly (38-25)	Steve McFarland	9-5	New Haven	Montgomery, Ala.	3,100	13,084
1990.....	Jacksonville St. (43-9)	Rudy Abbot	12-8	Cal St. Northridge	Montgomery, Ala.	3,593	14,055
1991.....	Jacksonville St. (41-12)	Rudy Abbot	20-4	Mo. Southern St.	Montgomery, Ala.	3,150	15,400
1992.....	* Tampa (42-19)	Lelo Prado	11-8	Mansfield	Montgomery, Ala.	2,500	13,762
1993.....	* Tampa (43-21)	Lelo Prado	7-5	#Cal Poly	Montgomery, Ala.	3,100	16,559
1994.....	Central Mo. St. (51-11)	Dave Van Horn	14-9	Fla. Southern	Montgomery, Ala.	1,682	11,436
1995.....	Fla. Southern (51-10)	Chuck Anderson	15-0	Georgia C&SU	Montgomery, Ala.	3,714	11,961
1996.....	* Kennesaw St. (48-17)	Mike Sansing	4-0	St. Joseph's (Ind.)	Montgomery, Ala.	2,459	19,941
1997.....	* Cal St. Chico (52-11)	Lindsay Meggs	13-12	Central Okla.	Montgomery, Ala.	1,689	21,808
1998.....	* Tampa (46-14)	Terry Rupp	6-1	Kennesaw St.	Montgomery, Ala.	3,853	22,586
1999.....	Cal St. Chico (50-17)	Lindsay Meggs	11-5	Kennesaw St.	Montgomery, Ala.	2,503	19,303
2000.....	Southeastern Okla. (43-12)	Mike Metheny	7-2	Fort Hays St.	Montgomery, Ala.	2,853	—

*Indicates undefeated teams in finals series. #Participation vacated by the NCAA Committee on Infractions.

Most Outstanding Player Award

- 1968 Tony Spono, of, Chapman
- 1969 Tom Klein, 1b, Illinois St.
- 1970 Chuck Stone, of, Cal St. Northridge
- 1971 Greg Pryor, 2b, Fla. Southern
- 1972 Kevin Bryant, 3b, Fla. Southern
- 1973 Jay Smith, p, Fla. Southern
- 1974 Terry Stupy, c, UC Irvine
- 1975 Jeff Malinoff, 1b, UC Irvine
- 1976 Joe Yazombek, c, Marietta
- 1977 Ken Hellyer, of, Cal Poly Pomona
- 1978 Joe Lefebvre, ofp, Eckerd
- 1979 Steve Glaum, p, UC Riverside
- 1980 Ricky Perkins, 3b, Delta St.
- 1981 Frank DeGennaro, of, Valdosta St.
- 1982 Brian Zell, of, Cal Poly Pomona
- 1983 Joe Sickles, of, Fla. Southern
- 1984 Joe Sickles, of, Fla. Southern
- 1985 Larry Beardman, of, Cal Poly Pomona
- 1986 Perry Husband, 2b, Cal St. Northridge
- 1987 Tom Temrowski, 1b, Fla. Southern
- 1988 Wendell Stephens, 3b, Troy St.
- 1989 Jude Rinaldi, 1b, Troy St.
- 1990 Chris Leach, of, Fla. Southern
- 1991 Steve DiBartolomeo, p, New Haven
- 1992 Tim VanEgmond, p, Jacksonville St.
- 1993 Tim VanEgmond, p, Jacksonville St.
- 1994 Joe Urso, 2b, Tampa
- 1995 David Dion, of, Tampa
- 1996 James Vida, 1b, Fla. Southern
- 1997 Brett Tomko, p, Fla. Southern
- 1998 Chris Halliday, c, Kennesaw St.
- 1999 Angel Diaz, c, Tampa
- 2000 Ronnie Merrill, ss, Tampa
- John-Eric Hernandez, p, Cal St. Chico
- Aaron Thompson, p, Southeastern Okla.

Individual Records

SINGLE-GAME, BATTING

- AT-BATS**
8—Dwayne Kingery, Longwood (19) vs. Valdosta St. (17), 5-14-82; Cedric Landrum, North Ala. (9) vs. Grand Valley St. (10), 5-18-85; Blake Rosson, North Ala. (9) vs. Grand Valley St. (10), 5-18-85.
- RUNS**
6—Tom Michalak, Lewis (27) vs. Ferris St. (2), 5-18-90.
- HITS**
6—Dennis Sherow, Cal Poly Pomona (17) vs. SIU-Edwardsville (3), 6-9-76; Gary Gill, Slippery Rock (8) vs. West Ga. (28), 5-14-82; Mike Jones, Valdosta St. (22) vs. Shippensburg, 5-19-85; Bill Petko, West Virginia St. (15) vs. West Liberty St. (7), 5-15-98.
- DOUBLES**
4—Ruben Ayala, UC Riverside (12) vs. Jacksonville St. (10), 5-30-91.

TRIPLES

2—by several.

HOME RUNS

4—Jamie Detillon, Ashland (11) vs. Quincy (10), 5-16-99.

RUNS BATTED IN

9—Cam Kennedy, Eastern Ill. (21) vs. Southwest Mo. St. (11), 5-27-78; Mark Graham, Delta St. (28) vs. Indianapolis (15), 5-15-81; Rob Busch, Valdosta St. (19) vs. Troy St. (1), 5-25-85; Jeff Gordon, Tampa (17) vs. Fla. Southern (19), 5-19-95.

TOTAL BASES

16—Jamie Detillon, Ashland (11) vs. Quincy (10), 5-16-99.

STOLEN BASES

4—Fred McGaha, Louisiana Tech (9) vs. Tenn.-Martin (2), 5-20-71; Pierre Gomez, Norfolk St. (6) vs. Ky. Wesleyan (12), 5-20-88.

SINGLE-GAME, PITCHING

INNINGS PITCHED

15—Tom Babcock, Springfield (6) vs. Fla. Southern (7), 5-30-70; Steve Wendell, Quinnipiac (1) vs. Mansfield (3), 5-21-88.

MOST HITS ALLOWED

19—Rick Akers, Cal St. Northridge (4) vs. UC Riverside (11), 5-20-77; Greg Valentini, West Ga. (28) vs. Slippery Rock (8), 5-14-82.

FEWEST HITS ALLOWED (Complete Game)

0—Ron Middleton, SIU-Edwardsville (17) vs. Nicholls St. (0), 5-25-72; Chris Lein, Florida Int'l (3) vs. Eckerd (0), 5-11-79; Steve Charles, Troy St. (5) vs. Mansfield (0), 5-29-93.

RUNS ALLOWED

14—Shannon Albright, Cal Poly Pomona (14) vs. UC Davis (15), 5-21-93; Chad Danielson, South Dakota St. (10) vs. Central Mo. St. (15), 5-20-95.

EARNED RUNS ALLOWED

13—Chad Danielson, South Dakota St. (10) vs. Central Mo. St. (15), 5-20-95.

STRIKEOUTS

20—Ted Barnicle, Jacksonville St. (2) vs. Southeastern La. (5), 5-16-75.

BASES ON BALLS

12—Robby Glisson, Chapman (15) vs. Cal St. Northridge (12), 5-18-84.

SINGLE-GAME, FIELDING

PUTOUS

24—Doug Bond, Quinnipiac (1) vs. Mansfield (3), 5-21-88.

ASSISTS

11—Dennis Olson, Mo.-St. Louis (2) vs. Neb.-Omaha (1), 5-23-77; Jimmy Lester, Columbus St. (19) vs. Longwood (1), 5-17-84.

ERRORS

5—Mike Vargo, Tampa (17) vs. Fla. Southern (19), 5-19-95.

Team Records

SINGLE-GAME, BATTING

AT-BATS

58—Lewis (27) vs. Ferris St. (2), 5-18-90.

RUNS

29—Fla. Southern vs. Fla. Atlantic (11), 5-16-85.

RUNS, ONE INNING

14—SIU-Edwardsville (26) vs. Adelphi (4), second inn., 5-26-97.

HITS

30—Valdosta St. (22) vs. Shippensburg (13), 5-19-85; Lewis (27) vs. Ferris St. (2), 5-18-90.

DOUBLES

10—Wright St. (26) vs. Youngstown St. (1), 5-19-77.

TRIPLES

5—South Dakota St. (13) vs. Northwest Mo. St. (1), 5-18-73.

HOME RUNS

8—Lewis (24) vs. Sam Houston St. (8), 5-18-84; Longwood (11) vs. Shippensburg (15), 5-14-92.

RUNS BATTED IN

27—Delta St. (28) vs. Indianapolis (15), 5-15-81; Fla. Southern (29) vs. Fla. Atlantic (11), 5-16-85.

TOTAL BASES

54—Lewis (24) vs. Sam Houston St. (8), 5-18-84.

LEFT ON BASE

19—New Orleans (6) vs. Nicholls St. (10), 5-24-74.

PITCHING

STRIKEOUTS, ONE GAME

20—Jacksonville St. (2) vs. Southwestern La. (5), 5-16-75.

BASES ON BALLS, ONE GAME

16—Slippery Rock (12) vs. Shippensburg (11), 5-18-89; Mesa St. (13) vs. Sonoma St. (17), 5-14-99.

CONSECUTIVE SHUTOUT INNINGS

21—Fla. Southern (9 innings vs. Old Dominion, 5-25-72; 9 innings vs. Montclair St., 5-26-72; 3 innings vs. New Haven, 5-27-72).

SINGLE-GAME, FIELDING

ASSISTS

26—Neb.-Omaha (1) vs. Mo.-St. Louis (2), 5-23-77; Quinnipiac (1) vs. Mansfield (3), 5-21-88.

ERRORS

11—Minn. St.-Mankato (9) vs. Troy St. (18), 5-15-78; Slippery Rock (8) vs. West Ga. (28), 5-14-82; Minn. St.-Mankato (7) vs. Lewis (14), 5-17-86.

DOUBLE PLAYS

6—Tampa (5) vs. West Ga. (1), 5-25-98.

Won-Lost Records in Tournament Play

Team (Years Participated)	Yrs.	Won	Lost	Pct.	1st	2nd	3rd	4th
Abilene Christian (1996-00).....	2	2	4	.333	0	0	0	0
Adelphi (1972-74-75-77-81-86-89-92-93-96-97-99).....	12	24	25	.490	0	0	2	0
Akron (1979).....	1	0	2	.000	0	0	0	0
Ala.-Huntsville (1998-99-00).....	3	4	6	.400	0	0	0	0
Alabama St. (1974).....	1	0	2	.000	0	0	0	0
Albany St. (Ga.) (1978).....	1	0	2	.000	0	0	0	0
American Int'l (1991).....	1	3	2	.600	0	0	0	0
Arkansas St. (1968).....	1	3	2	.600	0	0	1	0
Armstrong Atlantic (1988-89-90-91-92-93-94-98-99).....	9	13	21	.382	0	0	0	0
Ashland (1995-99-00).....	3	6	7	.462	0	0	0	0
Assumption (1978-82).....	2	1	4	.200	0	0	0	0
Augusta St. (1978).....	1	1	2	.330	0	0	0	0
Baltimore (1973).....	1	0	2	.000	0	0	0	0
Barry (1998).....	1	2	2	.500	0	0	0	0
Bellarmino (1973-79-80-89).....	4	4	8	.333	0	0	0	0
Belmont Abbey (1968).....	1	0	2	.000	0	0	0	0
Bloomsburg (1995).....	1	4	3	.571	0	0	0	0
Brandeis (1975).....	1	2	2	.500	0	0	0	0
Bryant (1986-98).....	2	1	4	.200	0	0	0	0
UC Davis (1978-79-90-93-94-95).....	6	12	13	.480	0	0	0	0
UC Irvine (1970-71-72-73-74).....	5	15	8	.652	2	0	0	0
UC Riverside (1975-77-81-82-90-91-92-94-95-96).....	10	34	21	.618	2	0	0	0
Cal Poly Pomona (1976-79-80-83-85-88-93).....	7	32	15	.681	3	1	0	0
Cal Poly* (1977-91).....	2	1	4	.200	0	0	0	0
Cal St. Chico (1978-87-96-97-98-99-00).....	7	23	11	.676	2	0	1	0
Cal St. Dom. Hills (1986-87-94).....	3	5	7	.417	0	0	0	1
Cal St. Fullerton (1974).....	1	0	2	.000	0	0	0	0
Cal St. Hayward (1972-77).....	2	3	4	.429	0	0	0	0
Cal St. Los Angeles (1998).....	1	0	2	.000	0	0	0	0
Cal St. Northridge (1970-71-72-73-75-76-77-80-81-82-84-87-90).....	13	46	28	.622	2	2	1	0
Cal St. Sacramento (1968-69-70-74-75-85-86-88-89).....	9	17	21	.447	0	1	1	0
Calif. (Pa.) (1977-79-83).....	3	3	6	.333	0	0	0	0
Carson-Newman (1999).....	1	3	3	.500	0	0	0	0
Central Conn. St. (1973-75).....	2	3	4	.429	0	0	0	0
UCF(1979).....								
Central Mich. (1971).....	1	6	3	.667	0	1	0	0
Central Mo. St. (1971-74-81-88-89-90-91-94-95-96-97-98-99-00).....	14	37	29	.561	1	0	1	1
Central Okla. (1994-97).....	2	8	5	.615	0	1	0	0
Chapman (1968-69-70-72-75-76-78-79-84).....	9	21	17	.553	1	0	0	0
Chattanooga (1971).....	1	0	2	.000	0	0	0	0
Cleveland St. (1973).....	1	1	2	.333	0	0	0	0
Columbus St. (1975-76-77-79-80-81-83-84-86-87-88-90-92-94-96-98).....	16	31	33	.484	0	1	0	0
Concordia (N.Y.) (1999-00).....	2	1	4	.200	0	0	0	0
C.W. Post (1974-76-77-80-82-83-85).....	7	7	14	.333	0	0	0	0
Delta St. (1968-69-75-77-78-79-80-81-82-85-88-89-91-94-95-96-99-00).....	18	50	40	.556	0	2	3	1
East Stroudsburg (1985).....	1	0	2	.000	0	0	0	0
Eastern Ill. (1973-75-76-78-81).....	5	20	12	.625	0	1	0	0
Eckerd (1973-74-75-76-77-78-79-80-81-87).....	10	17	22	.436	0	1	0	0
Edinboro (1994).....	1	1	2	.333	0	0	0	0
Elon (1997).....								
Emporia St. (1993).....	1	1	2	.333	0	0	0	0
Evansville (1975-76).....	2	0	4	.000	0	0	0	0
Ferris St. (1990).....	1	0	2	.000	0	0	0	0
Fla. Atlantic (1985-93).....	2	1	5	.167	0	0	0	0
Fla. Southern (1969-70-71-72-73-74-75-76-77-78-79-80-81-82-83-84-85-86-87-88-89-90-91-92-94-95-96-97-98-99-00).....	31	118	58	.670	8	4	1	1
Florida Int'l (1976-78-79-80-82).....	5	9	11	.450	0	0	0	0
Florida Tech (1991-92).....	2	3	4	.429	0	0	0	0
Fort Hays St. (1997-98-99-00).....	4	10	8	.556	0	1	0	0
Francis Marion (1993).....	1	1	2	.333	0	0	0	0
Gardner-Webb (2000).....	1	3	2	.600	0	0	0	0
Georgia C&SU (1995-97-00).....	3	9	6	.600	0	1	0	0
Grand Canyon (2000).....	1	0	2	.000	0	0	0	0
Grand Valley St. (1985-94).....	2	1	4	.200	0	0	0	0
Illinois St. (1968-69-70).....	3	8	4	.667	1	0	0	0
Indiana (Pa.) (1988-90).....	2	1	4	.200	0	0	0	0
Indianapolis (1973-78-81-82-84-98-99-00).....	8	9	16	.360	0	0	1	0
Ithaca (1969-70-71-73-74).....	5	12	11	.522	0	1	0	0
Jacksonville (1968).....	1	1	2	.333	0	0	0	1
Jacksonville St. (1973-75-76-77-79-82-83-84-86-88-89-90-91).....	13	38	26	.594	2	1	1	0
James Madison (1976).....	1	3	2	.600	0	0	0	0
Kennesaw St. (1995-96-97-98-99-00).....	6	24	11	.686	1	2	0	1
Ky. Wesleyan (1988).....	1	1	2	.333	0	0	0	0
Kutztown (1999).....	1	1	2	.333	0	0	0	0
Le Moyne (1975-76-77-78-79-80-81-82-83-85-86-87).....	12	26	25	.510	0	0	1	0
Lewis (1981-84-85-86-87-88-89-90-92-94-95-96).....	12	35	26	.574	0	0	3	1
Long Island (1968).....	1	4	3	.571	0	0	0	1
Longwood (1982-84-87-91-92-93).....	6	10	13	.435	0	0	0	0
Louisiana Tech (1971).....	1	3	2	.600	0	0	0	0
Luther (1969-71).....	2	0	4	.000	0	0	0	0
Lynchburg (1975).....	1	1	2	.333	0	0	0	0

*Record adjusted by the NCAA Committee on Infractions.

Team (Years Participated)	Yrs.	Won	Lost	Pct.	1st	2nd	3rd	4th
Minn. St.-Mankato (1968-69-70-71-74-76-77-78-79-80-82-83-85-86-87-88-89-90-96-97-99-00)	22	35	45	.438	0	0	1	2
Mansfield (1988-92-93-94-95-97)	6	20	13	.606	0	1	0	0
Marietta (1971-72-73-75)	4	13	9	.591	0	1	0	0
UMBC (1977-78-79-86)	4	2	8	.200	0	0	0	0
Maryville (Tenn.) (1974)	1	1	2	.333	0	0	0	0
Mass.-Lowell (1979-81-84-87-88-91-95-97-98-99-00)	11	13	22	.371	0	0	0	0
MIT (1974)								
Mercyhurst (1991-94-95-96-97-00)	6	2	12	.143	0	0	0	0
Merrimack (1990-96-99)	3	2	6	.250	0	0	0	0
Mesa St. (1993-97-99)	3	1	6	.143	0	0	0	0
Middle Tenn. St. (1968)	1	3	2	.600	0	0	0	0
Millersville (1998-00)	2	6	5	.545	0	0	0	0
Mo.-Rolla (1972)	1	0	2	.000	0	0	0	0
Mo.-St. Louis (1972-73-75-76-77-78-79-84-92-93-96-98)	12	28	25	.528	0	0	0	2
Mo. Southern St. (1990-91-92-95)	4	10	8	.556	0	1	0	0
Montclair St. (1972-74-75)	3	11	7	.611	0	0	1	0
Morningside (1978-80)	2	0	4	.000	0	0	0	0
Mount Olive (1996-97-98-99-00)	5	3	10	.231	0	0	0	0
Neb.-Omaha (1975-76-77-81)	4	8	8	.500	0	0	0	0
Neb. Wesleyan (1974)	1	0	2	.000	0	0	0	0
New Haven (1972-73-74-76-77-78-79-80-81-82-83-84-85-86-87-88-89-90-93-94-95-96-98)	23	79	56	.585	0	2	3	3
New Orleans (1973-74)	2	10	5	.667	0	1	0	0
New York Tech (1978-80)	2	2	4	.333	0	0	0	0
Nicholls St. (1970-72-74-76-77)	5	10	11	.476	0	1	0	0
Norfolk St. (1988-89-90)	3	1	6	.143	0	0	0	0
North Ala. (1984-85-87-89-91-92-93-95-97-99)	10	12	20	.375	0	0	0	0
North Central (1973)	1	0	2	.000	0	0	0	0
North Dakota (1993)	1	3	3	.500	0	0	0	0
North Dakota St. (1969)	1	2	2	.500	0	0	0	0
North Fla. (1994-95-97-99-00)	5	9	10	.474	0	0	1	0
Northern Colo. (1971-72-73-94-98)	5	8	10	.444	0	0	0	0
Northern Iowa (1968-72)	2	1	4	.200	0	0	0	0
Northern Ky. (1977-79-81-89-90)	5	8	10	.444	0	0	0	0
Northwest Mo. St. (1973-75-78-79-80-82-83-89)	8	10	16	.385	0	0	0	0
Ohio Northern (1974)	1	3	3	.500	0	0	0	0
Old Dominion (1971-72)	2	3	3	.500	0	0	0	0
Pace (1985)								
Philadelphia U. (1987-90)	2	3	4	.429	0	0	0	0
Pittsburg St. (1997-98-99)	3	2	6	.250	0	0	0	0
Portland St. (1968-69)	2	2	4	.333	0	0	0	0
Presbyterian (1998)	1	0	2	.000	0	0	0	0
Puget Sound (1969-71-72-73-74)	5	9	12	.429	0	0	0	1
Queens (N.Y.) (1998)	1	0	2	.000	0	0	0	0
Quincy (1997-99)	2	3	4	.429	0	0	0	0
Quinnipiac (1979-83-84-88)	4	8	9	.471	0	0	0	0
Randolph-Macon (1977)	1	0	2	.000	0	0	0	0
Regis (Colo.) (1991)	1	1	2	.333	0	0	0	0
Rockhurst (1999-00)	2	7	4	.636	0	0	0	1
Rollins (1973-74-75-76-79-83-89-90-93)	9	14	19	.424	0	0	0	0
Rowan (1973)	1	1	2	.333	0	0	0	0
Sacred Heart (1976-78-90-91-92)	5	11	10	.524	0	0	0	0
St. Cloud St. (1971-91)	2	3	4	.429	0	0	0	0
St. Joseph's (Ind.) (1975-88-91-95-96-98-99)	7	15	16	.484	0	1	0	0
St. Leo (1971-78-96-99-00)	5	5	9	.357	0	0	0	0
St. Rose (1994-95-97-00)	4	4	8	.333	0	0	0	0
Saginaw Valley St. (2000)	1	2	2	.500	0	0	0	0
Sam Houston St. (1984-85-86)	3	4	6	.400	0	0	0	0
San Diego (1971-76-78)	3	9	7	.563	0	0	1	0
San Fran. St. (1979-81-82-83-89-95)	6	4	14	.222	0	0	0	0
Savannah St. (1999)	1	0	2	.000	0	0	0	0
Seattle Pacific (1968-69)	2	3	4	.429	0	0	0	0
Shepherd (1997)	1	2	2	.500	0	0	0	0
Shippensburg (1973-77-78-79-80-81-84-85-86-87-89-91-92-96-99-00)	16	23	34	.404	0	0	0	0
Siena (1976)	1	0	2	.000	0	0	0	0
Slippery Rock (1982-89-91-93-96-97-98-99-00)	9	15	19	.441	0	0	1	0
Sonoma St. (1991-92-98-99)	4	4	8	.333	0	0	0	0
S.C.-Aiken (1992-93)	2	5	4	.556	0	0	0	0
South Dakota St. (1973-75-77-84-90-92-93-94-95)	9	8	19	.296	0	0	0	0
Southeast Mo. St. (1976-77-83)	3	7	6	.538	0	0	1	0
Southeastern La. (1975-76-78)	3	7	6	.538	0	0	0	1
Southeastern Okla. (1999-00)	2	10	3	.769	1	0	0	0
Southern Colo. (1968-94-96)	3	5	6	.455	0	0	0	0
SIU-Edwardsville (1970-71-72-73-74-75-76-77-82-83-85-86-87-89-90-91-92-97-98)	19	44	40	.524	0	1	1	0
Southern Ind. (1979-83-89-92-93-94)	6	4	12	.250	0	0	0	0
Southern U. (1975)	1	2	2	.500	0	0	0	0
Southwest Mo. St. (1969-70-77-78-79-80-82)	7	17	15	.531	0	1	1	0
Springfield (1968-69-70-71-72-73-76-79-89-92-93-94)	12	16	26	.381	0	0	0	0
Stetson (1970)	1	0	2	.000	0	0	0	0
Stonehill (2000)	1	2	2	.500	0	0	0	0
Tampa (1984-86-87-88-89-90-91-92-93-94-95-96-97-98-00)	15	50	29	.633	3	1	1	0
Tarleton St. (1998)	1	1	2	.333	0	0	0	0
Tenn.-Martin (1971-86)	2	2	4	.333	0	0	0	0
Tex. A&M-Kingsville (1998)	1	0	2	.000	0	0	0	0
Texas Wesleyan (2000)	1	1	2	.333	0	0	0	0

Team (Years Participated)

Team (Years Participated)	Yrs.	Won	Lost	Pct.	1st	2nd	3rd	4th
Towson (1978).....	1	0	2	.000	0	0	0	0
Troy St. (1977-78-79-80-81-83-84-85-86-87-88-90-91-93)	14	44	26	.629	2	0	2	2
Tuskegee (1969-72-73) ..	3	1	6	.143	0	0	0	0
Union (Tenn.) (1970-72)	2	0	4	.000	0	0	0	0
Upsala (1969-71)	2	0	4	.000	0	0	0	0
Valdosta St. (1974-75-77-78-79-80-81-82-83-85-86-87-92-93-95)	15	46	34	.575	1	0	2	3
Valparaiso (1969-72-74-76)	4	6	8	.429	0	0	0	0
West Ala. (1976-79-92)	3	9	7	.563	0	0	0	1
West Chester (1983-85)	2	2	4	.333	0	0	0	0
West Ga. (1977-78-79-82-84-98)	6	10	13	.435	0	0	1	0
West Liberty St. (1998) ..	1	1	2	.333	0	0	0	0
West Virginia St. (1998-99-00)	3	9	6	.600	0	0	1	0
West Va. Wesleyan (1996)	1	0	2	.000	0	0	0	0
Western Ill. (1974-76-78)	3	5	6	.455	0	0	0	0
Westfield St. (1975)	1	4	2	.667	0	0	0	0
Wingate (1994-95-96) ..	3	4	6	.400	0	0	0	0
Winona St. (1998-00) ..	2	2	4	.333	0	0	0	0
Wittenberg (1968)	1	0	2	.000	0	0	0	0
Wright St. (1975-76-77-78-80-83-86-87)	8	16	16	.500	0	0	1	0
Youngstown St. (1977) ..	1	0	2	.000	0	0	0	0

All-Time Results

1968 West Regional: Chapman 3 wins, 0 losses; Seattle Pacific 2-2; Cal St. Sacramento 1-2; Portland St. 0-2. **Midwest Regional:** Delta St. 3-1; Middle Tenn. St. 3-2; Illinois St. 1-2; Wittenberg 0-2. **Midwest Regional:** Arkansas St. 2-0; Minn. St.-Mankato 1-1; Southern Colo. 1-1; Northern Iowa 0-2. **East Regional:** Long Island 4-1; Springfield 2-2; Jacksonville 1-2; Belmont Abbey 0-2.

Finals: Chapman 11, Long Island 8; Delta St. 3, Arkansas St. 1; Arkansas St. 10, Long Island 3; Chapman 3, Delta St. 0; Delta St. 4, Arkansas St. 3. **Championship:** Chapman 11, Delta St. 0.

1969 West Regional: Puget Sound 5 wins, 2 losses; Chapman 2-2; Portland St. 2-2; Seattle Pacific 1-2; Cal St. Sacramento 0-2. **Midwest Regional:** Southwest Mo. St. 3-0; North Dakota St. 2-2; Minn. St.-Mankato 1-2; Luther 0-2. **Midwest Regional:** Illinois St. 3-0; Delta St. 2-2; Valparaiso 1-2; Tuskegee 0-2. **East Regional:** Fla. Southern 3-0; Springfield 2-2; Ithaca 1-2; Upsala 0-2.

Finals: Illinois St. 5, Puget Sound 3; Southwest Mo. St. 6, Fla. Southern 3; Fla. Southern 13, Puget Sound 10; Illinois St. 5, Southwest Mo. St. 1; Southwest Mo. St. 11, Fla. Southern 5. **Championship:** Illinois St. 12, Southwest Mo. St. 0.

1970 West Regional: Cal St. Northridge 3 wins, 1 loss; Chapman 3-2; Cal St. Sacramento 1-2; UC Irvine 0-2. **Midwest Regional:** Southwest Mo. St. 2-1; Minn. St.-Mankato 1-2. **Midwest Regional:** Nicholls St. 4-1; SIU-Edwardsville 2-2; Illinois St. 1-2; Union (Tenn.) 0-2. **East Regional:** Springfield 3-1; Fla. Southern 3-2; Ithaca 1-2; Stetson 0-2.

Finals: Nicholls St. 3, Springfield 1; Southwest Mo. St. 6, Cal St. Northridge 2; Cal St. Northridge 5, Springfield 3; Nicholls St. 8, Southwest Mo. St. 5; Cal St. Northridge 6, Southwest Mo. St. 1; Cal St. Northridge 9, Nicholls St. 5. **Championship:** Cal St. Northridge 2, Nicholls St. 1.

1971 West Regional: San Diego 3 wins, 0 losses; Cal St. Northridge 2-2; Puget Sound 1-2; UC Irvine 0-2. **Midwest Regional:** Minn. St.-Mankato 3-0; Northern Colo. 3-2; St. Cloud St. 2-2; Central Mo. St. 0-2; Luther 0-2. **Midwest Regional:** Central Mich. 4-1; SIU-Edwardsville 3-2; Louisiana Tech 3-2; Tenn.-Martin 1-2; Marietta 0-2; Chattanooga 0-2. **East Regional:** Fla. Southern 3-0; Old Dominion 2-1; St. Leo 1-1; Springfield 1-2; Ithaca 1-2; Upsala 0-2.

Finals: San Diego 5, Fla. Southern 4; Central Mich. 9, Minn. St.-Mankato 0; Fla. Southern 6, Minn. St.-Mankato 0; Central Mich. 5, San Diego 3; Fla. Southern 11, San Diego 4; Fla. Southern 9, Central Mich. 6. **Championship:** Fla. Southern 4, Central Mich. 0.

1972 West Regional: Cal St. Northridge 4 wins, 0 losses; Chapman 2-2; UC Irvine 1-2; Puget Sound 1-2; Cal St. Hayward 0-2. **Midwest Regional:** Mo.-St.

Louis 4-1; Northern Colo. 2-2; Northern Iowa 1-2; Mo.-Rolla 0-2. **Midwest Regional:** SIU-Edwardsville 5-1; Valparaiso 3-2; Marietta 2-2; Nicholls St. 1-2; Tuskegee 0-2; Union (Tenn.) 0-2. **East Regional:** Fla. Southern 3-0; New Haven 3-2; Montclair St. 2-2; Adelphi 1-2; Old Dominion 1-2; Springfield 0-2.

Finals: Cal St. Northridge 7, SIU-Edwardsville 6; Fla. Southern 10, Mo.-St. Louis 4; SIU-Edwardsville 4, Mo.-St. Louis 1; Fla. Southern 10, Cal St. Northridge 3; Cal St. Northridge 10, SIU-Edwardsville 0; Cal St. Northridge 3, Fla. Southern 0. **Championship:** Fla. Southern 5, Cal St. Northridge 1.

1973 Northeast Regional: Ithaca 5 wins, 1 loss; Central Conn. St. 3-2; Springfield 2-2; Rowan 1-2; New Haven 0-2; Shippensburg 0-2. **South Regional:** Jacksonville St. 3-0; New Orleans 2-2; Tuskegee 1-2; Bellarmine 0-2. **West Regional:** UC Irvine 3-1; Cal St. Northridge 1-2; Puget Sound 1-2. **Midwest Regional:** Mo.-St. Louis 3-0; Northern Colo. 2-2; South Dakota St. 1-2; Northwest Mo. St. 0-2. **Midwest Regional:** Eastern Ill. 4-0; Marietta 3-2; Indianapolis 2-2; Cleveland St. 1-2; North Central 0-2; SIU-Edwardsville 0-2. **South Atlantic Regional:** Fla. Southern 3-0; Rollins 2-2; Eckerd 1-2; Ballimore 0-2.

Finals: Ithaca 3, Jacksonville St. 2; UC Irvine 6, Mo.-St. Louis 5; Eastern Ill. 9, Fla. Southern 1; Mo.-St. Louis 2, Jacksonville St. 1; Ithaca 4, Fla. Southern 1; UC Irvine 6, Eastern Ill. 2; Eastern Ill. 7, Mo.-St. Louis 5; UC Irvine 5, Ithaca 0; Ithaca 3, Eastern Ill. 2. **Championship:** UC Irvine 9, Ithaca 6.

1974 Northeast Regional: New Haven 4 wins, 1 loss; Montclair St. 4-2; C.W. Post 2-2; Ithaca 1-2; Adelphi 0-2; MIT 0-2. **South Atlantic Regional:** Valdosta St. 3-1; Eckerd 3-2; Rollins 1-2; Fla. Southern 0-2. **Midwest Regional:** Ohio Northern 3-1; Western Ill. 3-2; Valparaiso 1-2; SIU-Edwardsville 0-2. **South Regional:** New Orleans 4-1; Nicholls St. 2-2; Maryville (Tenn.) 1-2; Alabama St. 0-2. **Midwest Regional:** Central Mo. St. 3-1; Minn. St.-Mankato 2-2; Neb. Wesleyan 0-2. **West Regional:** UC Irvine 3-0; Cal St. Sacramento 2-2; Puget Sound 1-2; Cal St. Fullerton 0-2. **Finals:** UC Irvine 6, New Haven 2; New Orleans 13, Valdosta St. 9; Central Mo. St. 2, Ohio Northern 0; New Haven 1, Valdosta St. 0; UC Irvine 8, Ohio Northern 1; New Orleans 6, Central Mo. St. 2; New Haven 4, Central Mo. St. 0; UC Irvine 12, New Orleans 6; New Orleans 9, New Haven 2; New Orleans 7, UC Irvine 6. **Championship:** UC Irvine 14, New Orleans 1.

1975 Northeast Regional: Montclair St. 4 wins, 1 loss; Westfield St. 4-2; Brandeis 2-2; Le Moyne 1-2; Adelphi 0-2; Central Conn. St. 0-2. **South Atlantic Regional:** Fla. Southern 4-0; Rollins 3-2; Columbus St. 2-2; Lynchburg 1-2; Eckerd 0-2; Valdosta St. 0-2. **Midwest Regional:** Marietta 5-1; St. Joseph's (Ind.) 3-2; Wright St. 2-2; SIU-Edwardsville 1-2; Eastern Ill. 0-2; Evansville 0-2. **South Regional:** Southeastern La. 3-0; Southern U. 2-2; Delta St. 1-2; Jacksonville St. 0-2. **Midwest Regional:** Northwest Mo. St. 3-0; Mo.-St. Louis 2-2; Neb.-Omaha 1-2; South Dakota St. 0-2. **West**

Regional: Cal St. Northridge 3-0; Chapman 2-2; UC Riverside 1-2; Cal St. Sacramento 0-2.

Finals: Montclair St. 3, Marietta 2; Fla. Southern 4, Cal St. Northridge 3; Northwest Mo. St. 6, Southeastern La. 2; Marietta 3, Cal St. Northridge 1; Southeastern La. 1, Montclair St. 0; Fla. Southern 2, Northwest Mo. St. 1; Marietta 6, Northwest Mo. St. 1; Southeastern La. 5, Fla. Southern 0; Fla. Southern 2, Montclair St. 0; Marietta 9, Southeastern La. 2. **Championship:** Fla. Southern 10, Marietta 7.

1976 Northeast Regional: Sacred Heart 4 wins, 0 losses; New Haven 3-2; C.W. Post 2-2; Le Moyne 1-2; Siena 0-2; Springfield 0-2. **South Atlantic Regional:** Fla. Southern 4-0; James Madison 3-2; Eckerd 2-2; Rollins 1-2; Columbus St. 0-2; Florida Int'l 0-2. **Midwest Regional:** SIU-Edwardsville 4-0; Wright St. 3-2; Eastern Ill. 2-2; Valparaiso 1-2; Evansville 0-2; Western Ill. 0-2. **Southern Regional:** Livingston 4-1; Southeastern La. 2-2; Jacksonville St. 1-2; Nicholls St. 0-2. **Midwest Regional:** Southeast Mo. St. 3-0; Neb.-Omaha 2-2; Minn. St.-Mankato 1-2; Mo.-St. Louis 0-2. **West Regional:** Cal Poly Pomona 3-0; Chapman 2-2; Cal St. Northridge 1-2; San Diego 0-2.

Finals: Southeast Mo. St. 4, Sacred Heart 3 (11 inn.); Livingston 6, Cal Poly Pomona 5 (11 inn.); SIU-Edwardsville 9, Fla. Southern 5; Cal Poly Pomona 12, Sacred Heart 1; Fla. Southern 5, Southeast Mo. St. 3; SIU-Edwardsville 11, Livingston 4; Southeast Mo. St. 9, Livingston 7; Cal Poly Pomona 5, Fla. Southern 1; SIU-Edwardsville 9, Southeast Mo. St. 3; Cal Poly Pomona 6, SIU-Edwardsville 5. **Championship:** Cal Poly Pomona 17, SIU-Edwardsville 3.

1977 New England Regional: New Haven 3 wins, 1 loss; Le Moyne 3-2; Adelphi 1-2; C.W. Post 0-2.

Middle Atlantic Regional: Shippensburg 3-0; Calif. (Pa.) 1-2; UMBC 0-2. **South Atlantic Regional:** Valdosta St. 4-1; West Ga. 2-2; Columbus St. 1-2; Randolph-Macon 0-2. **South Regional:** Eckerd 3-0; Fla. Southern 2-2; Jacksonville St. 1-2; Troy St. 0-2.

Great Lakes Regional: SIU-Edwardsville 3-0; Northern Ky. 2-2; Wright St. 1-2; Youngstown St. 0-2. **North Central Regional:** Mo.-St. Louis 4-0; Neb.-Omaha 3-2; Southeast Mo. St. 2-2; Southwest Mo. St. 1-2; Minn. St.-Mankato 0-2; South Dakota St. 0-2. **South Central Regional:** Delta St. 2-1; Nicholls St. 1-2. **West Regional:** UC Riverside 3-1; Cal St. Hayward 3-2; Cal St. Northridge 1-2; Cal Poly 0-2.

Finals: New Haven 6, Shippensburg 1; Eckerd 2, Valdosta St. 1; Mo.-St. Louis 9, SIU-Edwardsville 5; UC Riverside 8, Delta St. 2; Valdosta St. 2, Shippensburg 1 (13 inn.); Delta St. 5, SIU-Edwardsville 4; Eckerd 14, New Haven 2; UC Riverside 12, Mo.-St. Louis 0; Delta St. 5, New Haven 3; Valdosta St. 11, Mo.-St. Louis 4; Eckerd 8, UC Riverside 2; UC Riverside 8, Valdosta St. 7; Delta St. 8, Eckerd 6; UC Riverside 5, Delta St. 3. **Championship:** UC Riverside 4, Eckerd 1.

1978 New England Regional: New Haven 3 wins, 0 losses; Sacred Heart 2-2; New York Tech 1-2; Assumption 0-2. **Middle Atlantic Regional:** Le Moyne 3-1;

Shippensburg 3-2; UMBC 1-2; Towson 0-2. **South Atlantic Regional:** Valdosta St. 3-0; West Ga. 2-2; Augusta St. 1-2; Albany St. (Ga.) 0-2. **South Regional:** Fla. Southern 3-0; Florida Int'l 2-2; St. Leo 1-2; Eckerd 0-2. **Great Lakes Regional:** Eastern Ill. 4-1; Western Ill. 2-2; Wright St. 1-2; Indianapolis 0-2. **North Central Regional:** Southwest Mo. St. 3-0; Northwest Mo. St. 2-2; Mo.-St. Louis 1-2; Morningside 0-2. **South Central Regional:** Delta St. 3-1; Troy St. 3-2; Minn. St.-Mankato 1-2; Southeastern La. 0-2. **West Regional:** San Diego 4-1; Chapman 2-2; UC Davis 1-2; Cal St. Chico 0-2. **Finals:** Delta St. 12, Southwest Mo. St. 2; San Diego 15, Eastern Ill. 6; Fla. Southern 14, New Haven 9; Valdosta St. 10, Le Moyne 7; Eastern Ill. 21, Southwest Mo. St. 11; New Haven 7, Le Moyne 6; Delta St. 6, San Diego 1; Fla. Southern 13, Valdosta St. 6; New Haven 11, San Diego 5; Valdosta St. 11, Eastern Ill. 9; Fla. Southern 13, Delta St. 8; Delta St. 9, Valdosta St. 5; New Haven 14, Fla. Southern 8; Delta St. 12, New Haven 11. **Championship:** Fla. Southern 7, Delta St. 2.

1979 New England Regional: New Haven 4-1; Quinnipiac 2-2; Springfield 1-2; Mass.-Lowell 0-2. **Middle Atlantic Regional:** Le Moyne 3-0; Calif. (Pa.) 2-2; UMBC 1-2; Shippensburg 0-2. **South Atlantic Regional:** Valdosta St. 3-0; Columbus St. 2-2; Rollins 1-2; West Ga. 0-2. **South Regional:** Fla. Southern 3-0; Eckerd 2-2; Florida Int'l 1-2; UCF 0-2. **Great Lakes Regional:** Northern Ky. 3-0; Bellarmine 2-2; Southern Ind. 1-2; Akron 0-2. **North Central Regional:** Minn. St.-Mankato 3-0; Mo.-St. Louis 2-2; Southwest Mo. St. 1-2; Northwest Mo. St. 0-2. **South Central Regional:** Jacksonville St. 3-0; Delta St. 2-2; Troy St. 1-2; Livingston 0-2. **West Regional:** Cal Poly Pomona 3-0; UC Davis 2-2; Chapman 1-2; San Fran. St. 0-2.

Finals: Le Moyne 6, Minn. St.-Mankato 2; Fla. Southern 4, Cal Poly Pomona 3 (13 inn.); Valdosta St. 15, Jacksonville St. 4; New Haven 6, Northern Ky. 3; Fla. Southern 15, Le Moyne 3; New Haven 4, Valdosta St. 3; Cal Poly Pomona 10, Minn. St.-Mankato 4; Jacksonville St. 9, Northern Ky. 8; Fla. Southern 4, New Haven 3; Valdosta St. 6, Cal Poly Pomona 3; Le Moyne 7, Jacksonville St. 0; Valdosta St. 11, Fla. Southern 3; Le Moyne 3, New Haven 2; Valdosta St. 8, Le Moyne 3. **Championship:** Valdosta St. 3, Fla. Southern 2.

1980 Northeast Regional: New Haven 3 wins, 0 losses; C.W. Post 2-2; New York Tech 1-2; Le Moyne 0-2. **South Atlantic Regional:** Florida Int'l 3-0; Valdosta St. 2-2; Columbus St. 1-2; Shippensburg 0-2. **South Regional:** Fla. Southern 3-2; Eckerd 2-3. **Central Regional:** Troy St. 4-1; Bellarmine 2-2; Wright St. 1-2; Delta St. 0-2. **Midwest Regional:** Minn. St.-Mankato 4-1; Northwest Mo. St. 2-2; Southwest Mo. St. 1-2; Morningside 0-2. **West Regional:** Cal Poly Pomona 3-2; Cal St. Northridge 2-3.

Finals: Minn. St.-Mankato 12, Fla. Southern 9; Florida Int'l 8, Troy St. 2; Cal Poly Pomona 6, New Haven 4; Troy St. 6, Fla. Southern 3; New Haven 3, Minn. St.-Mankato 1; Cal Poly Pomona 12, Florida Int'l 2; Minn. St.-Mankato 8, Florida Int'l 3; New Haven 15, Troy St. 7; Cal Poly Pomona 10, Minn. St.-Mankato 4. **Championship:** Cal Poly Pomona 13, New Haven 6.

1981 South Regional: Fla. Southern 3 wins, 1 loss; Eckerd 1-3. **Midwest Regional:** Eastern Ill. 4-1; Neb.-Omaha 2-2; Lewis 1-2; Central Mo. St. 0-2. **South Atlantic Regional:** Cal St. Northridge 4-1; Valdosta St. 2-2; Columbus St. 1-2; Shippensburg 0-2. **West Regional:** UC Riverside 3-1; San Fran. St. 1-3. **Central Regional:** Troy St. 3-0; Delta St. 2-2; Northern Ky. 1-2; Indianapolis 0-2. **Northeast Regional:** Le Moyne 3-0; Adelphi 2-2; Mass.-Lowell 1-2; New Haven 0-2. **Finals:** Cal St. Northridge 10, Le Moyne 5; Troy St. 12, Eastern Ill. 3; Fla. Southern 6, UC Riverside 4; Eastern Ill. 7, Le Moyne 5; Cal St. Northridge 14, UC Riverside 12; Fla. Southern 5, Troy St. 1; Eastern Ill. 8, Troy St. 3; Fla. Southern 6, Cal St. Northridge 1; Eastern Ill. 3, Cal St. Northridge 2. **Championship:** Fla. Southern 9, Eastern Ill. 0.

1982 Northeast Regional: New Haven 4 wins, 1 loss; Le Moyne 2-2; Assumption 1-2; C.W. Post 0-2. **Central Regional:** Delta St. 3-0; Indianapolis 1-2; Jacksonville St. 0-2. **Midwest Regional:** Southwest Mo. St. 3-0; Minn. St.-Mankato 2-2; Northwest Mo. St. 1-2; SIU-Edwardsville 0-2. **South Regional:** Fla.

Southern 3-2; Florida Int'l 2-3. **South Atlantic Regional:** Longwood 3-1; Valdosta St. 3-2; West Ga. 1-2; Slippery Rock 0-2. **West Regional:** UC Riverside 3-1; Cal St. Northridge 2-2; San Fran. St. 0-2.

Finals: Fla. Southern 18, Delta St. 2; New Haven 6, Southwest Mo. St. 1; UC Riverside 6, Longwood 1; Delta St. 7, Southwest Mo. St. 5; Fla. Southern 11, Longwood 0; UC Riverside 4, New Haven 3; Delta St. 5, New Haven 1; UC Riverside 8, Fla. Southern 7; Fla. Southern 13, Delta St. 9. **Championship:** UC Riverside 10, Fla. Southern 1.

1983 South Atlantic Regional: Valdosta St. 3 wins, 1 loss; Columbus St. 3-2; West Chester 1-2; Calif. (Pa.) 0-2. **Midwest Regional:** SIU-Edwardsville 4-1; Minn. St.-Mankato 2-2; Northwest Mo. St. 1-2; Southeast Mo. St. 0-2. **Northeast Regional:** Quinnipiac 4-1; New Haven 2-2; C.W. Post 1-2; Le Moyne 0-2. **South Regional:** Fla. Southern 3-0; Rollins 0-3. **West Regional:** Cal Poly Pomona 3-1; San Fran. St. 1-3. **Central Regional:** Jacksonville St. 3-0; Wright St. 2-2; Troy St. 1-2; Southern Ind. 0-2.

Finals: Valdosta St. 7, SIU-Edwardsville 2; Fla. Southern 13, Quinnipiac 1; Cal Poly Pomona 8, Jacksonville St. 4 (11 inn.); SIU-Edwardsville 8, Quinnipiac 6; Jacksonville St. 12, Valdosta St. 8; Cal Poly Pomona 11, Fla. Southern 10; Valdosta St. 8, Fla. Southern 1; Jacksonville St. 8, SIU-Edwardsville 7; Cal Poly Pomona 3, Valdosta St. 0. **Championship:** Cal Poly Pomona 9, Jacksonville St. 7.

1984 South Regional: Fla. Southern 9, Tampa 4; Fla. Southern 4, Tampa 3; Fla. Southern 6, Tampa 1.

Northeast Regional: New Haven 10, Mass.-Lowell 2; Adelphi 7, Quinnipiac 3; Quinnipiac 8, Mass.-Lowell 5; New Haven 6, Adelphi 5; Quinnipiac 11, Adelphi 2; New Haven 12, Quinnipiac 3. **Midwest Regional:** Mo.-St. Louis 5, Sam Houston St. 2; South Dakota St. 3, Lewis 2; South Dakota St. 11, Mo.-St. Louis 6; Lewis 24, Sam Houston St. 8; Mo.-St. Louis 14, Lewis 5; Mo.-St. Louis 7, South Dakota St. 2; South Dakota St. 15, Mo.-St. Louis 3. **South Atlantic Regional:** Shippensburg 8, West Ga. 7; Columbus St. 19, Longwood 1; Columbus St. 6, Shippensburg 5 (12 inn.); Longwood 12, West Ga. 11 (13 inn.); Shippensburg 3, Longwood 1; Columbus St. 7, Shippensburg 3. **West Regional:** Cal St. Northridge 6, Chapman 5 (11 inn.); Cal St. Northridge 9, Chapman 5; Chapman 15, Cal St. Northridge 12; Cal St. Northridge 9, Chapman 1.

Central Regional: Jacksonville St. 6, Indianapolis 4; North Ala. 2, Troy St. 1; Troy St. 7, Indianapolis 6; North Ala. 2, Jacksonville St. 1 (10 inn.); Troy St. 5, Jacksonville St. 1; Troy St. 9, North Ala. 3; Troy St. 9, North Ala. 3.

Finals: Troy St. 5, New Haven 4; Fla. Southern 17, Columbus St. 5; Cal St. Northridge 17, South Dakota St. 2; New Haven 7, Columbus St. 6; Troy St. 12, South Dakota St. 6; Fla. Southern 7, Cal St. Northridge 6; Fla. Southern 12, Troy St. 3; Cal St. Northridge 11, New Haven 3; Cal St. Northridge 12, Troy St. 4; Cal St. Northridge 10, Fla. Southern 0. **Championship:** Cal St. Northridge 10, Fla. Southern 5.

1985 Northeast Regional: Le Moyne 9, C.W. Post 7; New Haven 25, Pace 4; Pace 10, C.W. Post 0; New Haven 10, Le Moyne 5; Le Moyne 9, Pace 8; New Haven 16, Le Moyne 6. **South Atlantic Regional:** Shippensburg 7, East Stroudsburg 2; West Chester 11, Valdosta St. 4; Shippensburg 9, West Chester 8; Valdosta St. 16, East Stroudsburg 3; Valdosta St. 7, West Chester 3; Valdosta St. 22, Shippensburg 13; Valdosta St. 13, Shippensburg 6. **South Regional:** Fla. Southern 8, Fla. Atlantic 2; Fla. Southern 11, Fla. Atlantic 10 (11 inn.); Fla. Southern 29, Fla. Atlantic 11. **Central Regional:** Troy St. 7, North Ala. 6 (10 inn.);

Delta St. 8, Grand Valley St. 2; Troy St. 10, Delta St. 2; Grand Valley St. 10, North Ala. 9 (14 inn.); Delta St. 8, Grand Valley St. 4; Troy St. 10, Delta St. 6. **Midwest Regional:** SIU-Edwardsville 8, Sam Houston St. 4; Minn. St.-Mankato 9, Lewis 8; SIU-Edwardsville 6, Minn. St.-Mankato 5; Sam Houston St. 12, Lewis 3; Sam Houston St. 13, Minn. St.-Mankato 5; SIU-Edwardsville 4, Sam Houston St. 3. **West Regional:** Cal Poly Pomona 5, Cal St. Sacramento 3; Cal St. Sacramento 10, Cal Poly Pomona 9; Cal Poly Pomona 14, Cal St.

Sacramento 4; Cal St. Sacramento 7, Cal Poly Pomona 5; Cal Poly Pomona 9, Cal St. Sacramento 7.

Finals: Fla. Southern 12, SIU-Edwardsville 5; Cal Poly Pomona 6, New Haven 5; Valdosta St. 19, Troy St. 1; New Haven 10, SIU-Edwardsville 9 (11 inn.); Fla. Southern 10, Troy St. 5 (12 inn.); Cal Poly Pomona 10, Valdosta St. 0; Fla. Southern 10, Cal Poly Pomona 3; New Haven 11, Valdosta St. 9; Cal Poly Pomona 7, New Haven 2. **Championship:** Fla. Southern 15, Cal Poly Pomona 5.

1986 Northeast Regional: New Haven 10, Bryant 7; Le Moyne 9, Adelphi 3; Le Moyne 8, New Haven 6; Adelphi 16, Bryant 7; New Haven 7, Adelphi 4; New Haven 4, Le Moyne 0; New Haven 5, Le Moyne 4.

South Atlantic Regional: Valdosta St. 8, Tenn.-Martin 1; Columbus St. 16, UMBC 4; Columbus St. 9, Valdosta St. 6; Tenn.-Martin 14, UMBC 6; Valdosta St. 16, Tenn.-Martin 3; Columbus St. 12, Valdosta St. 7.

South Regional: Fla. Southern 8, Tampa 5; Tampa 13, Fla. Southern 10; Tampa 9, Fla. Southern 6; Fla. Southern 9, Tampa 5; Tampa 7, Fla. Southern 5. **South Central Regional:** Troy St. 8, Sam Houston St. 7; Jacksonville St. 4, SIU-Edwardsville 0; Troy St. 13, Jacksonville St. 4; Sam Houston St. 13, SIU-Edwardsville 7; Sam Houston St. 8, Jacksonville St. 6; Troy St. 6, Sam Houston St. 4. **North Central Regional:** Minn. St.-Mankato 7, Shippensburg 2; Wright St. 5, Lewis 1; Minn. St.-Mankato 13, Wright St. 3; Lewis 2, Shippensburg 1; Lewis 5, Wright St. 4; Lewis 14, Minn. St.-Mankato 7; Minn. St.-Mankato 7, Lewis 5. **West Regional:** Cal St. Sacramento 12, Cal St. Dom. Hills 8; Cal St. Sacramento 7, Cal St. Dom. Hills 1; Cal St. Dom. Hills 7, Cal St. Sacramento 2; Cal St. Sacramento 14, Cal St. Dom. Hills 7.

Finals: Cal St. Sacramento 14, Tampa 12; Troy St. 8, Minn. St.-Mankato 6; Minn. St.-Mankato 6, Tampa 2; New Haven 11, Columbus St. 7; Columbus St. 6, Cal St. Sacramento 5; Troy St. 7, New Haven 5; Cal St. Sacramento 9, New Haven 4; Columbus St. 14, Minn. St.-Mankato 12; Troy St. 9, Cal St. Sacramento 1. **Championship:** Troy St. 5, Columbus St. 0.

1987 Northeast Regional: New Haven 20, Philadelphia U. 11; Le Moyne 11, Mass.-Lowell 2; Mass.-Lowell 15, Philadelphia U. 3; New Haven 11, Le Moyne 5; Le Moyne 11, Mass.-Lowell 6; Le Moyne 6, New Haven 0; New Haven 16, Le Moyne 2. **South Atlantic Regional:** Columbus St. 2, Longwood 1; Valdosta St. 14, Longwood 1; Columbus St. 8, Valdosta St. 5; Columbus St. 14, Valdosta St. 8. **South Regional:** Fla. Southern 5, Eckerd 4; Tampa 9, Eckerd 8; Tampa 3, Fla. Southern 2; Tampa 5, Fla. Southern 4. **South Central Regional:** SIU-Edwardsville 11, North Ala. 4; Troy St. 4, North Ala. 0; Troy St. 8, SIU-Edwardsville 5; Troy St. 3, SIU-Edwardsville 1. **North Central Regional:** Lewis 13, Minn. St.-Mankato 9; Wright St. 11, Shippensburg 3; Shippensburg 11, Minn. St.-Mankato 3; Wright St. 7, Lewis 4; Lewis 10, Shippensburg 6; Wright St. 9, Lewis 4. **West Regional:** Cal St. Northridge 9, Cal St. Chico 6; Cal St. Dom. Hills 12, Cal St. Chico 1; Cal St. Dom. Hills 5, Cal St. Northridge 1; Cal St. Dom. Hills 6, Cal St. Northridge 3.

Finals: Wright St. 1, New Haven 0; Troy St. 6, Tampa 0; Cal St. Dom. Hills 10, Columbus St. 7; Tampa 5, New Haven 4; Columbus St. 13, Wright St. 4; Troy St. 6, Cal St. Dom. Hills 2; Wright St. 5, Cal St. Dom. Hills 2; Tampa 17, Columbus St. 3; Troy St. 8, Wright St. 7. **Championship:** Troy St. 7, Tampa 5.

1988 Northeast Regional: Mass.-Lowell 4, Mansfield 2; New Haven 10, Quinnipiac 2; Mansfield 3, Quinnipiac 1; New Haven 8, Mass.-Lowell 3; Mansfield 4, Mass.-Lowell 2; Mansfield 5, New Haven 4; New Haven 17, Mansfield 2. **South Atlantic Regional:** Columbus St. 6, Norfolk St. 4; Armstrong Atlantic 12, Ky. Wesleyan 3; Ky. Wesleyan 12, Norfolk St. 6; Armstrong Atlantic 8, Columbus St. 6; Columbus St. 12, Ky. Wesleyan 5; Columbus St. 7, Armstrong Atlantic 5; Armstrong Atlantic 5, Columbus St. 3. **South Regional:** Tampa 4, Fla. Southern 0; Fla. Southern 11, Tampa 3; Fla. Southern 9, Tampa 8; Tampa 4, Fla. Southern 3; Fla. Southern 8, Tampa 2. **South Central Regional:** Central Mo. St. 8, Troy St. 7; Jacksonville St. 13, Delta St. 5; Delta St. 9, Troy St. 7; Jacksonville St. 13, Central Mo. St. 3; Delta St. 9, Central Mo. St. 8; Delta St. 10, Jacksonville St. 6; Jacksonville St. 8, Delta

St. 2. **North Central Regional:** Lewis 7, Indiana (Pa.) 3; Minn. St.-Mankato 10, St. Joseph's (Ind.) 1; Indiana (Pa.) 10, St. Joseph's (Ind.) 4; Lewis 7, Minn. St.-Mankato 5; Minn. St.-Mankato 5, Indiana (Pa.) 0; Lewis 3, Minn. St.-Mankato 1. **West Regional:** Cal St. Sacramento 12, Cal Poly Pomona 6; Cal Poly Pomona 13, Cal St. Sacramento 8; Cal St. Sacramento 9, Cal Poly Pomona 5; Cal St. Sacramento 4, Cal Poly Pomona 2.

Finals: Fla. Southern 5, New Haven 2; Cal St. Sacramento 3, Jacksonville St. 0; Lewis 5, Armstrong Atlantic 4; New Haven 8, Jacksonville St. 7; Fla. Southern 11, Armstrong Atlantic 9; Cal St. Sacramento 5, Lewis 3; Lewis 6, New Haven 1; Fla. Southern 9, Cal St. Sacramento 2; Cal St. Sacramento 8, Lewis 2. **Championship:** Fla. Southern 5, Cal St. Sacramento 4 (12 inn.).

1989 North Central Regional: Minn. St.-Mankato 8, Southern Ind. 4; Lewis 12, Southern Ind. 0; Lewis 7, Minn. St.-Mankato 4; Lewis 8, Minn. St.-Mankato 4. **West Regional:** San Fran. St. 5, Cal St. Sacramento 4; Cal Poly* 4, Cal St. Sacramento 3; San Fran. St. 5, Cal Poly* 4; Cal Poly* 13, San Fran. St. 4; Cal Poly* 4, San Fran. St. 2. **Northeast Regional:** Adelphi 2, Springfield 1 (10 inn.); New Haven 3, Springfield 2; New Haven 6, Adelphi 2; New Haven 5, Adelphi 2. **South Regional:** Rollins 3, Fla. Southern 2; Tampa 10, Fla. Southern 1; Rollins 17, Tampa 4; Rollins 9, Tampa 6. **Central Regional:** Central Mo. St. 18, Northwest Mo. St. 8; SIU-Edwardsville 3, Northwest Mo. St. 0; Central Mo. St. 8, SIU-Edwardsville 1; Central Mo. St. 4, SIU-Edwardsville 3. **South Atlantic Regional:** Armstrong Atlantic 9, Bellarmine 5; Northern Ky. 6, Bellarmine 4 (11 inn.); Northern Ky. 7, Armstrong Atlantic 3; Armstrong Atlantic 5, Northern Ky. 4; Armstrong Atlantic 18, Northern Ky. 2. **North Atlantic Regional:** Shippensburg 4, Norfolk St. 3 (11 inn.); Slippy Rock 16, Norfolk St. 4; Slippy Rock 12, Shippensburg 11; Slippy Rock 8, Shippensburg 3. **South Central Regional:** Jacksonville St. 11, Delta St. 10; North Ala. 8, Delta St. 4; Jacksonville St. 8, North Ala. 1; Jacksonville St. 8, North Ala. 5.

Finals: Slippy Rock 11, Armstrong Atlantic 4; Lewis 8, Cal Poly* 4; Cal Poly* 11, Armstrong Atlantic 7; Jacksonville St. 12, New Haven 4; Rollins 6, Central Mo. St. 3; New Haven 12, Central Mo. St. 4; Slippy Rock 14, Lewis 7; New Haven 7, Rollins 1; Jacksonville St. 6, Rollins 5; Cal Poly* 7, Lewis 0; Cal Poly* 6, Slippy Rock 1; New Haven 5, Jacksonville St. 2; New Haven 10, Jacksonville St. 6; Cal Poly* 7, Slippy Rock 6. **Championship:** Cal Poly* 9, New Haven 5.

*Cal Poly's participation vacated.

1990 Central Regional: Central Mo. St. 7, South Dakota St. 5; SIU-Edwardsville 17, South Dakota St. 8; Central Mo. St. 3, SIU-Edwardsville 2; Central Mo. St. 7, SIU-Edwardsville 6. **North Atlantic Regional:** Norfolk St. 16, Indiana (Pa.) 15; Philadelphia U. 8, Indiana (Pa.) 7; Philadelphia U. 7, Norfolk St. 1; Philadelphia U. 8, Norfolk St. 7. **North Central Regional:** Minn. St.-Mankato 16, Ferris St. 3; Lewis 27, Ferris St. 2; Lewis 3, Minn. St.-Mankato 1; Minn. St.-Mankato 7, Lewis 5; Lewis 7, Minn. St.-Mankato 4. **Northeast Regional:** Sacred Heart 10, Merrimack 6; New Haven 19, Merrimack 2; New Haven 9, Sacred Heart 0; Sacred Heart 8, New Haven 7; New Haven 3, Sacred Heart 1. **South Regional:** Rollins 6, Fla. Southern 1; Tampa 14, Fla. Southern 1; Tampa 8, Rollins 7; Tampa 8, Rollins 7. **South Atlantic Regional:** Armstrong Atlantic 14, Northern Ky. 3; Columbus St. 7, Northern Ky. 1; Armstrong Atlantic 14, Columbus St. 4; Columbus St. 7, Armstrong Atlantic 5; Columbus St. 8, Armstrong Atlantic 2. **South Central Regional:** Jacksonville St. 19, Mo. Southern St. 5; Troy St. 10, Mo. Southern St. 5; Troy St. 6, Jacksonville St. 2; Jacksonville St. 5, Troy St. 0; Jacksonville St. 11, Troy St. 2. **West Regional:** UC Riverside 12, UC Davis 11; UC Davis 13, Cal St. Northridge 5; Cal St. Northridge 4, UC Riverside 1; UC Riverside 8, UC Davis 7; Cal St. Northridge 2, UC Riverside 0.

Finals: Jacksonville St. 3, Philadelphia U. 1; Tampa 10, Central Mo. St. 2; Cal St. Northridge 18, Lewis 5; New Haven 15, Columbus St. 4; Central Mo. St. 25, Philadelphia U. 9; Lewis 8, Columbus St. 1; Jacksonville St. 10, Tampa 8; Cal St. Northridge 18, New Haven 5; Lewis 3, New Haven 2; Tampa 10, Central Mo. St. 5;

Cal St. Northridge 8, Lewis 6; Jacksonville St. 3, Tampa 0. **Championship:** Jacksonville St. 12, Cal St. Northridge 8.

1991 North Central Regional: St. Cloud St. 12, St. Joseph's (Ind.) 4; SIU-Edwardsville 9, St. Joseph's (Ind.) 6; SIU-Edwardsville 11, St. Cloud St. 4; SIU-Edwardsville 18, St. Cloud St. 2. **West Regional:** UC Riverside 18, Sonoma St. 12; Cal Poly 5, Sonoma St. 2; UC Riverside 16, Cal Poly 15; UC Riverside 6, Cal Poly 5. **Northeast Regional:** Mass.-Lowell 12, Sacred Heart 2; American Int'l 12, Sacred Heart 11; American Int'l 11, Mass.-Lowell 10; American Int'l 15, Mass.-Lowell 10. **South Regional:** Tampa 6, Florida Tech 5; Fla. Southern 6, Florida Tech 3; Fla. Southern 10, Tampa 1; Fla. Southern 5, Tampa 4. **Central Regional:** Regis (Colo.) 15, Central Mo. St. 11; Mo. Southern St. 17, Central Mo. St. 10; Mo. Southern St. 7, Regis (Colo.) 0; Mo. Southern St. 9, Regis (Colo.) 2. **North Atlantic Regional:** Mercyhurst 10, Slippy Rock 7; Slippy Rock 5, Shippensburg 3; Shippensburg 6, Mercyhurst 3; Shippensburg 5, Mercyhurst 4; Shippensburg 7, Slippy Rock 4. **South Atlantic Regional:** Longwood 5, North Ala. 2; North Ala. 13, Armstrong Atlantic 4; Longwood 10, Armstrong Atlantic 4; Longwood 8, North Ala. 3. **South Central Regional:** Jacksonville St. 2, Troy St. 0; Delta St. 11, Troy St. 5; Jacksonville St. 7, Delta St. 4; Delta St. 10, Jacksonville St. 4; Jacksonville St. 2, Delta St. 0.

Finals: Fla. Southern 5, American Int'l 4; Mo. Southern St. 6, Longwood 3; Jacksonville St. 6, Shippensburg 5; SIU-Edwardsville 5, UC Riverside 2; Longwood 8, American Int'l 5; UC Riverside 8, Shippensburg 3; Mo. Southern St. 5, Fla. Southern 4; Jacksonville St. 15, SIU-Edwardsville 1; UC Riverside 16, SIU-Edwardsville 4; Longwood 11, Fla. Southern 6; UC Riverside 12, Jacksonville St. 10; Longwood 11, Mo. Southern St. 8; Mo. Southern St. 9, Longwood 6; Jacksonville St. 5, UC Riverside 2. **Championship:** Jacksonville St. 20, Mo. Southern St. 4.

1992 North Central Regional: Lewis 7, South Dakota St. 0; Southern Ind. 5, South Dakota St. 1; Lewis 4, Southern Ind. 2; Southern Ind. 11, Lewis 9; Lewis 5, Southern Ind. 4. **West Regional:** UC Riverside 4, Sonoma St. 2; Cal Poly* 4, Sonoma St. 0; Cal Poly* 11, UC Riverside 5; UC Riverside 6, Cal Poly* 4; Cal Poly* 10, UC Riverside 5. **Northeast Regional:** Sacred Heart 2, Adelphi 0; Springfield 14, Adelphi 8; Sacred Heart 5, Springfield 3; Sacred Heart 2, Springfield 1. **South Regional:** Tampa 7, Valdosta St. 5; Fla. Southern 5, Valdosta St. 1; Tampa 12, Fla. Southern 1; Tampa 2, Fla. Southern 1. **Central Regional:** Mo.-St. Louis 4, SIU-Edwardsville 0; Mo. Southern St. 9, SIU-Edwardsville 4; Mo. Southern St. 11, Mo.-St. Louis 8; Mo. Southern St. 9, Mo.-St. Louis 4. **North Atlantic Regional:** Mansfield 12, Longwood 9; Shippensburg 15, Longwood 11; Mansfield 15, Shippensburg 8; Shippensburg 13, Mansfield 7; Mansfield 16, Shippensburg 5. **South Atlantic Regional:** Florida Tech 6, S.C.-Aiken 4; S.C.-Aiken 11, Armstrong Atlantic 0; Florida Tech 7, Armstrong Atlantic 5; Florida Tech 7, S.C.-Aiken 2. **South Central Regional:** North Ala. 13, Columbus St. 7; Livingston 10, Columbus St. 8; Livingston 10, North Ala. 2; Livingston 7, North Ala. 3. **Finals:** Cal Poly* 10, Sacred Heart 1; Mansfield 4, Livingston 1; Mo. Southern St. 8, Florida Tech 4; Tampa 6, Lewis 2; Livingston 7, Sacred Heart 6; Lewis 2, Florida Tech 0; Mansfield 11, Cal Poly* 8; Tampa 7, Mo. Southern St. 4; Lewis 7, Mo. Southern St. 6; Cal Poly* 6, Livingston 2; Tampa 15, Lewis 2; Cal Poly* 9, Mansfield 3; Mansfield 3, Cal Poly* 2. **Championship:** Tampa 11, Mansfield 8.

*Cal Poly's participation vacated.

1993 North Central Regional: North Dakota 8, Southern Ind. 6; South Dakota St. 7, Southern Ind. 3; South Dakota St. 14, North Dakota 5; North Dakota 11, South Dakota St. 1; North Dakota 5, South Dakota St. 1. **West Regional:** UC Davis 15, Cal Poly Pomona 14; Cal Poly* 10, Cal Poly Pomona 8; Cal Poly* 16, UC Davis 9; UC Davis 9, Cal Poly* 5; Cal Poly* 6, UC Davis 1. **Northeast Regional:** Adelphi 10, Springfield 2; Springfield 11, New Haven 3; Adelphi 5, New Haven 0; Adelphi 5, Springfield 4. **South Regional:** Fla. Atlantic 10, Rollins 9 (10 inn.); Rollins 14, Tampa 8; Tampa 12, Fla. Atlantic 1; Tampa 11,

Rollins 6; Tampa 8, Fla. Atlantic 5. **Central Regional:** Mo.-St. Louis 8, Mesa St. 2; Emporia St. 7, Mesa St. 5; Mo.-St. Louis 15, Emporia St. 5; Mo.-St. Louis 15, Emporia St. 6. **North Atlantic Regional:** Mansfield 13, Longwood 1; Slippy Rock 6, Longwood 5; Mansfield 17, Slippy Rock 2; Mansfield 10, Slippy Rock 3. **South Atlantic Regional:** Francis Marion 8, Armstrong Atlantic 7; S.C.-Aiken 5, Armstrong Atlantic 4; S.C.-Aiken 6, Francis Marion 5; S.C.-Aiken 13, Francis Marion 2. **South Central Regional:** North Ala. 9, Valdosta St. 7; Troy St. 4, Valdosta St. 2; Troy St. 7, North Ala. 6; Troy St. 7, North Ala. 3. **Finals:** Tampa 10, North Dakota 6; Troy St. 5, Mansfield 0; S.C.-Aiken 13, Adelphi 12; Cal Poly* 5, Mo.-St. Louis 4; Mansfield 9, North Dakota 6; Adelphi 6, Mo.-St. Louis 4; Tampa 13, Troy St. 1; Cal Poly* 4, S.C.-Aiken 3; Adelphi 7, S.C.-Aiken 6; Troy St. 7, Mansfield 2; Cal Poly* 11, Adelphi 5; Tampa 4, Troy St. 3. **Championship:** Tampa 7, Cal Poly* 5.

*Cal Poly's participation vacated.

1994 North Central Regional: Southern Ind. 7, Grand Valley St. 6; Lewis 5, Grand Valley St. 2; Lewis 5, Southern Ind. 2; Lewis 12, Southern Ind. 1. **West Regional:** UC Davis 7, Cal St. Dom. Hills 5; UC Riverside 8, Cal St. Dom. Hills 0; UC Riverside 12, UC Davis 9; UC Davis 9, UC Riverside 5; UC Riverside 9, UC Davis 3. **Northeast Regional:** Springfield 10, St. Rose 3 (10 inn.); St. Rose 5, New Haven 3; New Haven 8, Springfield 2; Springfield 4, New Haven 2; Springfield 5, St. Rose 4 (10 inn.). **South Regional:** North Fla. 4, Tampa 3 (10 inn.); Fla. Southern 5, Tampa 4; Fla. Southern 15, North Fla. 9; Fla. Southern 7, North Fla. 1. **Central Regional:** South Dakota St. 7, Northern Colo. 6; Central Mo. St. 7, Northern Colo. 5; Central Mo. St. 20, South Dakota St. 8; Central Mo. St. 19, South Dakota St. 7. **North Atlantic Regional:** Mansfield 10, Mercyhurst 3; Edinboro 4, Mercyhurst 2; Mansfield 14, Edinboro 2; Mansfield 12, Edinboro 7. **South Atlantic Regional:** Armstrong Atlantic 5, Wingate 4 (10 inn.); Wingate 13, Columbus St. 8; Armstrong Atlantic 7, Columbus St. 5; Wingate 11, Armstrong Atlantic 10; Armstrong Atlantic 12, Wingate 2. **South Central Regional:** Central Okla. 6, Delta St. 2; Delta St. 7, Southern Colo. 6; Central Okla. 19, Southern Colo. 17; Delta St. 17, Central Okla. 5; Delta St. 9, Central Okla. 6.

Finals: Fla. Southern 8, Springfield 7 (11 inn.); Mansfield 4, Delta St. 3; Central Mo. St. 9, UC Riverside 6; Armstrong Atlantic 9, Lewis 5; Delta St. 12, Springfield 11 (10 inn.); Lewis 5, UC Riverside 0; Fla. Southern 9, Mansfield 6; Central Mo. St. 8, Armstrong Atlantic 7; Lewis 4, Armstrong Atlantic 3; Delta St. 6, Mansfield 1; Delta St. 10, Central Mo. St. 3; Lewis 4, Fla. Southern 3; Fla. Southern 8, Lewis 0; Central Mo. St. 8, Delta St. 2. **Championship:** Central Mo. St. 14, Fla. Southern 9.

1995 Northeast Regional: New Haven 3, St. Rose 1; Mass.-Lowell 9, St. Rose 4; Mass.-Lowell 5, New Haven 3; New Haven 8, Mass.-Lowell 5; New Haven 10, Mass.-Lowell 6. **North Atlantic Regional:** Bloomsburg 7, Mansfield 1; Mansfield 10, Mercyhurst 6; Bloomsburg 5, Mercyhurst 4; Mansfield 10, Bloomsburg 7; Bloomsburg 11, Mansfield 7. **South Atlantic Regional:** Wingate 9, Georgia C&SU 5; Georgia C&SU 6, Kennesaw St. 3; Wingate 9, Kennesaw St. 6; Georgia C&SU 4, Wingate 3; Georgia C&SU 5, Wingate 2. **Central Regional:** South Dakota St. 14, Mo. Southern St. 4; Central Mo. St. 3, Mo. Southern St. 2; Central Mo. St. 11, South Dakota St. 1; Central Mo. St. 15, South Dakota St. 10. **North Central Regional:** Ashland 6, Lewis 4; Lewis 5, St. Joseph's (Ind.) 4; St. Joseph's (Ind.) 9, Ashland 8; Lewis 5, St. Joseph's (Ind.) 4; Ashland 7, Lewis 5. **South Central Regional:** Delta St. 8, Valdosta St. 1; Valdosta St. 11, North Ala. 10; North Ala. 13, Delta St. 6; North Ala. 9, Delta St. 8; Valdosta St. 9, North Ala. 8. **South Regional:** Fla. Southern 19, Tampa 17 (10 inn.); Tampa 5, North Fla. 4; Fla. Southern 6, North Fla. 2; Fla. Southern 20, Tampa 1. **West Regional:** UC Riverside 16, San Fran. St. 4; UC Davis 3, San Fran. St. 1; UC Riverside 3, UC Davis 0; UC Davis 3, UC Riverside 1; UC Davis 7, UC Riverside 6.

Finals: Fla. Southern 7, Bloomsburg 0; Valdosta St. 9, Ashland 3; UC Davis 12, New Haven 9; Georgia C&SU

19, Central Mo. St. 3; Bloomsburg 9, Ashland 4; Central Mo. St. 9, New Haven 4; Fla. Southern 9, Valdosta St. 5; Georgia C&SU 10, UC Davis 4; Central Mo. St. 15, UC Davis 8; Valdosta St. 9, Bloomsburg 2; Georgia C&SU 9, Valdosta St. 7; Fla. Southern 9, Central Mo. St. 7. **Championship:** Fla. Southern 15, Georgia C&SU 0.

1996 Central Regional: Mo.-St. Louis 9, Minn. St.-Mankato 5; Minn. St.-Mankato 5, Central Mo. St. 1; Mo.-St. Louis 4, Central Mo. St. 3; Mo.-St. Louis 9, Minn. St.-Mankato 7. **South Central Regional:** Abilene Christian 3, Wingate 2; Delta St. 10, Wingate 2; Delta St. 5, Abilene Christian 4; Delta St. 4, Abilene Christian 2. **North Atlantic Regional:** Slippery Rock 5, West Va. Wesleyan 2; Shippensburg 3, West Va. Wesleyan 2; Shippensburg 8, Slippery Rock 7 (14 inn.); Slippery Rock 12, Shippensburg 6; Shippensburg 9, Slippery Rock 6. **North Central Regional:** Mercyhurst 5, Lewis 3; Lewis 7, St. Joseph's (Ind.) 3; St. Joseph's (Ind.) 13, Mercyhurst 11; St. Joseph's (Ind.) 8, Lewis 4; St. Joseph's (Ind.) 5, Mercyhurst 4. **Northeast Regional:** Adelphi 8, Merrimack 2; Merrimack 2, New Haven 1; Adelphi 3, New Haven 2 (11 inn.); Adelphi 9, Merrimack 2. **South Regional:** Tampa 8, St. Leo 2; Fla. Southern 5, St. Leo 4; Tampa 8, Fla. Southern 6; Tampa 2, Fla. Southern 0. **South Atlantic Regional:** Kennesaw St. 8, Mount Olive 5; Columbus St. 8, Mount Olive 7 (12 inn.); Kennesaw St. 8, Columbus St. 6; Columbus St. 11, Kennesaw St. 5; Kennesaw St. 11, Columbus St. 6. **West Regional:** Southern Colo. 12, Cal St. Chico 7; Cal St. Chico 11, UC Riverside 3; Southern Colo. 6, UC Riverside 3; Cal St. Chico 11, Southern Colo. 7; Southern Colo. 7, Cal St. Chico 6.

Finals: Kennesaw St. 9, Southern Colo. 3; Adelphi 4, Shippensburg 3; St. Joseph's (Ind.) 20, Mo.-St. Louis 5; Delta St. 8, Tampa 4; Southern Colo. 10, Shippensburg 2; Tampa 9, Mo.-St. Louis 7; Kennesaw St. 8, Adelphi 7 (10 inn.); St. Joseph's (Ind.) 7, Delta St. 6; Delta St. 11, Tampa 10; Adelphi 5, Southern Colo. 4 (10 inn.); Adelphi 4, St. Joseph's (Ind.) 2; Kennesaw St. 3, Delta St. 1; St. Joseph's (Ind.) 8, Adelphi 3. **Championship:** Kennesaw St. 4, St. Joseph's (Ind.) 0.

1997 Northeast Regional: Mass.-Lowell 10, St. Rose 4; Adelphi 11, St. Rose 2; Mass.-Lowell 11, Adelphi 8; Mass.-Lowell 3, Adelphi 8, Mass.-Lowell 6. **North Atlantic Regional:** Mansfield 6, Slippery Rock 1; Slippery Rock 5, Shepherd 4; Shepherd 10, Mansfield 9; Shepherd 6, Mansfield 3; Slippery Rock 18, Shepherd 2. **South Atlantic Regional:** Georgia C&SU 5, Mount Olive 4 (11 inn.); Kennesaw St. 4, Mount Olive 3; Kennesaw St. 9, Georgia C&SU 5; Kennesaw St. 9, Georgia C&SU 4. **Central Regional:** Pittsburg St. 5, Minn. St.-Mankato 3; Central Mo. St. 6, Minn. St.-Mankato 2; Central Mo. St. 14, Pittsburg St. 7; Central Mo. St. 3, Pittsburg St. 1. **North Central Regional:** SIU-Edwardsville 5, Quincy 4; Quincy 8, Mercyhurst 7; SIU-Edwardsville 6, Mercyhurst 4; SIU-Edwardsville 15, Quincy 14. **South Central Regional:** Central Okla. 8, Elon 7 (10 inn.); Elon 6, North Ala. 2; Central Okla. 13, North Ala. 2; Elon 17, Central Okla. 4; Central Okla. 7, Elon 5. **South Regional:** Fla. Southern 11, North Fla. 1; Tampa 11, North Fla. 5; Tampa 4, Fla. Southern 2; Tampa 3, Fla. Southern 1. **West Regional:** Fort Hays St. 10, Mesa St. 4; Cal St. Chico 11, Mesa St. 8; Cal St. Chico 13, Fort Hays St. 11; Fort Hays St. 11, Cal St. Chico 3; Cal St. Chico 11, Fort Hays St. 5.

Finals: Central Okla. 13, Central Mo. St. 4; Kennesaw St. 20, Slippery Rock 4; Cal St. Chico 25, SIU-Edwardsville 5; Tampa 13, Adelphi 1; Central Mo. St.

18, Slippery Rock 6; SIU-Edwardsville 26, Adelphi 4; Central Okla. 9, Kennesaw St. 7; Cal St. Chico 5, Tampa 3; Tampa 14, SIU-Edwardsville 4; Kennesaw St. 7, Central Mo. St. 4; Tampa 18, Central Okla. 1; Cal St. Chico 4, Kennesaw St. 2; Central Okla. 8, Tampa 4 (10 inn.). **Championship:** Cal St. Chico 13, Central Okla. 12.

1998 Central Regional: Northern Colo. 5, Winona St. 2; Central Mo. St. 10, Pittsburg St. 2; Winona St. 7, Pittsburg St. 5; Central Mo. St. 7, Northern Colo. 4; Winona St. 16, Northern Colo. 11; Central Mo. St. 15, Winona St. 3. **North Atlantic Regional:** West Va. St. 7, Slippery Rock 6; Millersville 4, West Liberty St. 1; West Liberty St. 9, Slippery Rock 3; Millersville 9, West Va. St. 7; West Va. St. 15, West Liberty St. 7; West Va. St. 13, Millersville 3; Millersville 5, West Va. St. 0.

North Central Regional: Indianapolis 7, Mo.-St. Louis 4; St. Joseph's (Ind.) 13, SIU-Edwardsville 8; SIU-Edwardsville 4, Mo.-St. Louis 3; St. Joseph's (Ind.) 14, Indianapolis 11; SIU-Edwardsville 20, Indianapolis 5; SIU-Edwardsville 17, St. Joseph's (Ind.) 13; St. Joseph's (Ind.) 7, SIU-Edwardsville 4. **Northeast Regional:** New Haven 8, Queens (N.Y.) 2; Bryant 7, Mass.-Lowell 6 (10 inn.); Mass.-Lowell 12, Queens (N.Y.) 1; New Haven 6, Bryant 4; Mass.-Lowell 11, Bryant 3; Mass.-Lowell 9, New Haven 1; New Haven 5, Mass.-Lowell 2.

South Regional: Barry 7, Presbyterian 5; Tampa 4, Fla. Southern 2; Fla. Southern 7, Presbyterian 5; Tampa 8, Barry 2; Barry 7, Fla. Southern 5 (10 inn.); Tampa 13, Barry 0. **South Atlantic Regional:** Mount Olive 20, Armstrong Atlantic 17; Kennesaw St. 9, Columbus St. 4; Columbus St. 5, Armstrong Atlantic 0; Kennesaw St. 16, Mount Olive 0; Mount Olive 13, Columbus St. 10; Kennesaw St. 14, Mount Olive 1. **South Central Regional:** Ala.-Huntsville 8, Tex. A&M-Kingsville 1; West Ga. 5, Tarleton St. 0; Tarleton St. 10, Tex. A&M-Kingsville 8; West Ga. 10, Ala.-Huntsville 7; Ala.-Huntsville 14, Tarleton St. 6; Ala.-Huntsville 12, West Ga. 2; West Ga. 6, Ala.-Huntsville 1. **West Regional:** Sonoma St. 6, Fort Hays St. 5; Cal St. Chico 12, Cal St. Los Angeles 0; Fort Hays St. 10, Cal St. Los Angeles 3; Cal St. Chico 7, Sonoma St. 1; Sonoma St. 5, Fort Hays St. 4; Cal St. Chico 13, Sonoma St. 6.

Finals: Tampa 9, Central Mo. St. 5; West Ga. 5, Cal St. Chico 2; Millersville 6, St. Joseph's (Ind.) 0; Kennesaw St. 7, New Haven 6; Cal St. Chico 13, Central Mo. St. 11 (10 inn.); Tampa 5, West Ga. 1; Kennesaw St. 11, Millersville 4; St. Joseph's (Ind.) 15, New Haven 3; Cal St. Chico 6, Millersville 5; West Ga. 8, St. Joseph's (Ind.) 7; Kennesaw St. 15, Cal St. Chico 5; Tampa 10, West Ga. 0. **Championship:** Tampa 6, Kennesaw St. 1.

1999 Central Regional: Pittsburg St. 5, Minn. St.-Mankato 3; Rockhurst 8, Central Mo. St. 1; Central Mo. St. 5, Minn. St.-Mankato 2; Rockhurst 2, Pittsburg St. 1 (11 inn.); Pittsburg St. 8, Central Mo. St. 7; Rockhurst 6, Pittsburg St. 2. **North Atlantic Regional:** West Virginia St. 13, Slippery Rock 11; Shippensburg 11, Kutztown 8; Kutztown 12, Slippery Rock 10; West Virginia St. 16, Shippensburg 10; Shippensburg 10, Kutztown 8; West Virginia St. 12, Shippensburg 6.

North Central Regional: Ashland 12, Indianapolis 10; Quincy 5, St. Joseph's (Ind.) 4 (10 inn.); St. Joseph's (Ind.) 12, Indianapolis 10 (12); Ashland 6, Quincy 5; Quincy 5, St. Joseph's (Ind.) 2; Ashland 11, Quincy 10. **Northeast Regional:** Adelphi 5, Concordia (N.Y.) 4; Merrimack 3, Mass.-Lowell 1; Mass.-Lowell 13, Concordia (N.Y.) 9; Adelphi 7, Merrimack 6; Mass.-Lowell 12, Merrimack 2; Adelphi 9, Mass.-Lowell 8. **South Regional:** Carson-Newman 4, St. Leo 2; Fla.

Southern 6, Savannah St. 5; St. Leo 15, Savannah St. 6; Carson-Newman 4, Fla. Southern 3; St. Leo 7, Fla. Southern 3; St. Leo 10, Carson-Newman 5; Carson-Newman 3, St. Leo 1. **South Atlantic Regional:** Kennesaw St. 8, Mount Olive 5; North Fla. 6, Armstrong Atlantic 2; Armstrong Atlantic 8, Mount Olive 3; Kennesaw St. 8, North Fla. 5; North Fla. 3, Armstrong Atlantic 2; North Fla. 4, Kennesaw St. 1; Kennesaw St. 5, North Fla. 0. **South Central Regional:** Southeastern Okla. 7, Delta St. 6; North Ala. 7, Ala.-Huntsville 4; Ala.-Huntsville 12, Delta St. 7; North Ala. 3, Southeastern Okla. 0; Southeastern Okla. 8, Ala.-Huntsville 6; North Ala. 4, Southeastern Okla. 2. **West Regional:** Cal St. Chico 12, Sonoma St. 4; Mesa St. 18, Fort Hays St. 6; Sonoma St. 15, Fort Hays St. 3; Cal St. Chico 11, Mesa St. 4; Sonoma St. 17, Mesa St. 13; Cal St. Chico 12, Sonoma St. 4.

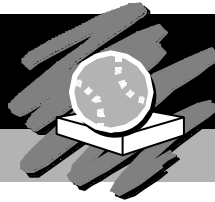
Finals: Adelphi 18, Ashland 15; Cal St. Chico 10, Rockhurst 4; North Ala. 15, West Virginia St. 9; Kennesaw St. 6, Carson-Newman 5; Rockhurst 18, Ashland 9; Cal St. Chico 11, Adelphi 3; West Virginia St. 14, Carson-Newman 4; Kennesaw St. 10, North Ala. 3; West Virginia St. 12, Adelphi 9; Rockhurst 4, North Ala. 3; West Virginia St. 3, Kennesaw St. 0; Cal St. Chico 7, Rockhurst 2; Kennesaw St. 4, West Virginia St. 1. **Championship:** Cal St. Chico 11, Kennesaw St. 5.

2000 Central Regional: Rockhurst 8, Winona St. 7; Minn. St.-Mankato 7, Central Mo. St. 6; Central Mo. St. 13, Winona St. 1; Rockhurst 2, Minn. St.-Mankato 1; Central Mo. St. 6, Minn. St.-Mankato 4; Central Mo. St. 9, Rockhurst 6; Central Mo. St. 9, Rockhurst 1. **North Atlantic Regional:** Millersville 4, Shippensburg 2 (10 inn.); Slippery Rock 10, West Virginia St. 6; Shippensburg 4, West Virginia St. 3; Slippery Rock 10, Millersville 2; Millersville 13, Shippensburg 6; Slippery Rock 4, Millersville 2. **North Central Regional:** Ashland 8, Saginaw Valley 4; Indianapolis 11, Mercyhurst 2; Saginaw Valley St. 3, Mercyhurst 2 (10 inn.); Indianapolis 5, Ashland 3; Saginaw Valley 3, Ashland 1; Indianapolis 6, Saginaw Valley 1. **Northeast Regional:** Stonehill 10, Concordia (N.Y.) 5; St. Rose 7, Mass.-Lowell 3; Concordia (N.Y.) 7, Mass.-Lowell 5; St. Rose 5, Stonehill 2; Stonehill 2, Concordia (N.Y.) 0; St. Rose 6, Stonehill 3.

South Regional: Gardner-Webb 5, Fla. Southern 1; Tampa 10, St. Leo 3; Fla. Southern 7, St. Leo 5; Gardner-Webb 4, Tampa 3; Fla. Southern 7, Tampa 1; Gardner-Webb 14, Fla. Southern 1. **South Atlantic Regional:** Mount Olive 7, GC&SU 2; North Fla. 7, Kennesaw St. 3; GC&SU 13, Kennesaw St. 6; North Fla. 3, Mount Olive 0; GC&SU 7, Kennesaw St. 3; North Fla. 8, GC&SU 6. **South Central Regional:** Delta St. 11, Southeastern Okla. 9; Abilene Christian 18, Alabama-Huntsville 6; Southeastern Okla. 9, Alabama-Huntsville 7; Delta St. 14, Abilene Christian 13; Southeastern Okla. 9, Abilene Christian 3; Southeastern Okla. 7, Delta St. 4; Southeastern Okla. 11, Delta St. 5. **West Regional:** Fort Hays St. 7, Grand Canyon 2; Cal St. Chico 20, Texas Wesleyan 12; Texas Wesleyan 9, Grand Canyon 8; Cal St. Chico 10, Fort Hays St. 3; Fort Hays St. 8, Texas Wesleyan 3; Fort Hays St. 11, Cal St. Chico 3; Fort Hays St. 5, Cal St. Chico 2. **Finals:** Southeastern Okla. St. 7, Saint Rose 1; North Fla. 9, Indianapolis 0; Slippery Rock 10, Central Mo. St. 9; Fort Hays St. 6, Gardner-Webb 2; Indianapolis 16, Saint Rose 5; Southeastern Okla. St. 3, North Fla. 0; Central Mo. St. 10, Gardner-Webb 1; Fort Hays St. 8, Slippery Rock 5; North Fla. 12, Central Mo. St. 1; Indianapolis 9, Slippery Rock 4; Fort Hays St. 13, North Fla. 10; Southeastern Okla. St. 7, Indianapolis 1. **Championship:** Southeastern Okla. St. 7, Fort Hays St. 2.

Baseball

DIVISION III



2000 Championship

Highlights

Red Hawks Take Title: Montclair State became the first team in 15 years to win the Division III Baseball Championship after starting the championship series with a loss.

The Red Hawks accomplished the feat with a 6-2 win over St. Thomas (Minnesota) in the final May 30 at Wisconsin-Oshkosh.

It took the the Red Hawks beating the Tommies twice to win the title. St. Thomas had entered the day as the tournament's only unbeaten team, but Montclair State beat St. Thomas, 13-3, in the opening game of the day then won the nightcap.

"It's very satisfying," Montclair State head coach Norm Schoenig said. "To come out of the loser's bracket is a real testament to these kids. Once you eliminate that final destination and work at the job at hand, you get where you want to go."

Sophomore Corey Hamman (8-2), the tournament's most outstanding player, pitched superbly in the final, scattering seven hits and allowing just one earned run. Hamman pitched a complete game, struck out five and didn't walk a batter. For the tournament, Hamman pitched 15 2/3 innings and allowed just eight hits and one earned run.

All-Tournament Team: Corey Hamman of Montclair State was named the most outstanding player of the 2000 tournament. Other members of the team were: 1B—Scott Seabury, Cortland State; 2B—Jake Mauer, St. Thomas (Minnesota); SS—Larry Williams, Cortland State; 3B—Craig Conway, Montclair State; C—Jeff Schriber, Montclair State; O—Frank Longo, Montclair State; O—Adam Olow, Chapman; O—Tony Wolverton, St. Thomas (Minnesota); DH—Brandon Maciel, Chapman; P—Corey Hamman, Montclair State; P—Scott Swinchock, Allegheny.

TEAM STANDINGS

	W	L	AB	R	H	BA	E	DP	FA	IP	R	ER	ERA
Montclair St.	5	1	217	42	71	.327	2	8	.992	54.0	15	13	2.17
St. Thomas (Minn.).....	4	2	201	29	57	.284	9	6	.964	54.0	31	24	4.00
Chapman	2	2	141	19	44	.312	5	4	.971	37.0	9	7	1.70
Allegheny.....	2	2	141	13	37	.262	10	6	.942	36.0	18	17	4.25
Cortland St.	1	2	101	8	30	.297	1	3	.991	26.0	14	11	3.81
Wartburg	1	2	99	6	23	.232	12	6	.914	27.2	11	6	1.95
Southern Me.	0	2	61	2	11	.180	9	2	.901	17.0	11	3	1.59
Emory.....	0	2	58	3	9	.155	1	2	.987	17.0	13	11	5.82

BATTING LEADERS

(Minimum 10 at-bats)

	AVG	G	AB	R	H	RBI	2B	3B	HR	SB
Brandon Maciel, Chapman615*	4	13	4	8	0	0	0	0	3
Larry Williams, Cortland St.583	3	12	0	7	0	0	0	0	0
Tony Wolverton, St. Thomas (Minn.)583	4	12	3	7	1	0	0	0	0
Adam Olow, Chapman563	4	16	2	9	6	2	0	0	0
Craig Kerner, Cortland St.500	3	14	2	7	1	0	0	0	1
Andy Fischels, Wartburg.....	.500	3	12	1	6	2	1	0	0	0
Frank Longo, Montclair St.478	6	23	7	11*	5	5*	0	0	4*
Jake Mauer, St. Thomas (Minn.)458	6	24	3	11*	5	0	0	0	3
Brad Hensler, Allegheny438	4	16	3	7	2	2	0	0	0
Craig Conway, Montclair St.423	6	26	6	11*	10*	2	1	1	0

Departmental Leaders: AB-27, Brian Ellerson, Montclair St.; R-8, Dave Wurst, Montclair St.; 3B-1, Five times.; HR-1, Five times.

PITCHING LEADERS

(Minimum nine innings pitched)

	W	L	SV	ERA	G	CG	IP	H	R	ER	BB	SO
Corey Hamman, Montclair St.	2	0	0	0.57	3	1	15.2	8	2	1	2	11
Scott Swinchock, Allegheny.....	1	0	0	0.90	1	1	10.0	10	2	1	2	11
Shane Potratz, Wartburg	1	0	0	1.00	1	1	9.0	7	1	1	2	8
Scott Allan, Montclair St.	1	0	0	2.25	2	1	12.0	10	3	3	3	10
Jeff Mountain, Allegheny.....	1	1	0	3.18	2	2	17.0	15	6	6	6	14




Photo by Allen Fredrickson/NCAA Photos

Montclair State advanced from the loser's bracket to defeat St. Thomas (Minnesota) twice to claim the title.

Results

NEW ENGLAND REGIONAL

AT PORTLAND, MAINE

MAY 19

Carthage..... 100 000 400—5 9 3
 Warburg..... 302 000 31x—9 11 4
 Curt Thomas, Phil Huizenga(7), Chris Perrino (8); Robert Mudd, Eric Kaestner (8). W—Mudd. L—Thomas. S—Kaestner.

Endicott..... 000 000 000—0 10 0
 Bridgewater St. 000 000 11x—2 5 0
 Nate Burnett; Kevin Cadres, Tim Hart (7). HR—Neil Brazie. W—Hart. L—Burnett.

Trinity..... 012 004 770—21 14 1
 Suffolk..... 000 103 000—4 9 5
 Jarrett Bayliss, Paul Gemelli (5), Justin Olewnik (5), Patrick Sheehy (7); Peter Quinn, Craig Pinkham (7), Billy Waters (7), Ryan Pavao (7). HR—Mike Anastasia (Suffolk). W—Bayliss. L—Quinn.

Wheaton..... 000 000 100—1 6 1
 Southern Me. 200 101 00x—4 11 0
 Craig Zapenas; Denny Webber. HR—Damon Whalen (Wheaton), Jody Curcuru (Southern Me.). W—Webber. L—Zapenas.

MAY 20

Suffolk..... 020 100 220—7 13 3
 Endicott..... 000 110 000—2 6 1
 Max Nunez; Brian Turgeon, Rod Amidon (5), Tim Betty (8). HR—Mike Monagle (Suffolk). W—Nunez. L—Turgeon.

Bridgewater St. 010 020 012—6 12 1
 Wheaton..... 000 102 000—3 10 5
 Mike Marini, Chris Welch (7); Mike Hunsinger, Andrew Muller (5), Ryan Parker (7), Mike Spavento (8). HR—Jason Hoye (Wheaton). W—Welch. L—Parker.

Southern Me. 600 000 105—12 9 3
 Trinity..... 000 001 220—5 8 2
 Mark Russell, Alden Pelletier (7), Ryan Adams (8); Brendan Moss, Justin Olewnik (9), Brian Powell (9), Steve Cella (9). HR—Brian Powell. W—Russell. L—Moss.

MAY 21

Bridgewater St. 011 100 020—5 8 1
 Southern Me. 010 230 00x—6 6 4
 Shawn Cronin, Kevin Cadres (6), Travis Gilmore, Ryan Adams (4), Denny Webber (9).
 HR—Tyler Delorme (Southern Me.). W—Adams. L—Cronin. S—Webber.

Trinity..... 010 301 010—6 10 2
 Suffolk..... 111 000 04x—7 8 0
 Jonah Bayliss, Justin Olewnik (8); Jeff Russell, Peter Quinn (8). HR—Joe Duca (Suffolk). W—Quinn. L—Bayliss. —

Suffolk..... 100 000 310—5 14 2
 Bridgewater St. 061 400 00x—11 14 2
 Craig Pinkham, Ryan Pavao(2), Peter Quinn (4); Chris Welch, Mike Ryan (9).
 HR—Nick Melchionna (Suffolk). W—Welch. L—Pinkham.

MAY 22

Southern Me. 410 100 002—8 11 1
 Bridgewater St. 102 100 000—4 7 2
 Todd Southwick, Alden Pelletier (4), Ryan Adams (7); Mike Marini, Tim Hart (1), Kevin Cadres (9). W—Pelletier. L—Marini. S—Adams.

WEST REGIONAL

AT GEORGETOWN, TEXAS

MAY 18

Chapman..... 160 000 000—7 8 3
 Cal Lutheran..... 030 001 000—4 10 1
 Erik Mauer, Clint Blevins (3), Tim Huff (7), Eric Albright (9); Justin Keeling, Tom Canale (2). W—Blevins, L—Keeling. S—Albright.

Southwestern (Tex.)..... 001 022 000—5 7 2
 Cal Lutheran..... 011 402 03x—11 11 2
 James Cunningham, James Trombley (6), Ryan Dowdy (8); Scott Courneya, David Gonzales (6). HR—Tom Galante (Cal Lutheran). W—Courneya. L—Cunningham. S—Gonzales.

MAY 19

Cal Lutheran..... 000 000 000—0 5 0
 Chapman..... 020 100 01x—4 9 0

Jim Harrison, Chris Barbettini (8); Eric Hayden. W—Hayden. L—Harrison.

Southwestern (Tex.)..... 001 200 100—4 8 2
 George Fox..... 200 100 000—3 9 3
 Bryan Jones, Joey Schläffer (6), Ryan Dowdy (9); Ryan Alvis. W—Schläffer. L—Alvis. S—Dowdy.

MAY 20

Chapman..... 300 000 032—8 9 0
 Southwestern (Tex.)..... 000 000 310—4 4 1
 Tim Huff, Garrett Shourds (7), Clint Blevins (7), Eric Albright (8); Forrest Martin, Joey Schläffer (8), Nick Hirsch (8), Joe Etzler (8), James Cunningham (9). HR—Matt Gelotti [Southwestern (Tex.)]. W—Blevins. L—Schläffer. S—Albright.

Cal Lutheran..... 011 004 401—11 20 1
 George Fox..... 001 230 100—7 14 0
 Tom Canale, Scott Courneya (7); Kess Romano, Brody Wilson (6), Jason Schilperoot (7). HR—Derek Birley (George Fox), Kyle Langeliers (George Fox). W—Canale. L—Wilson. S—Courneya.

MIDWEST REGIONAL

AT OSHKOSH, WISCONSIN

MAY 19

Marian..... 000 001 010—2 6 0
 St. Olaf..... 000 000 000—0 5 1
 Lee Zollner; Rob Deuth. W—Zollner. L—Deuth.

Ripon..... 001 110 004—6 11 5
 St. Thomas..... 200 000 54x—11 14 2
 Chris Morgan; Adam Ilen, Bryan Edstrom (3), Mike Honsa (5), Jon Marzolf (9). W—Honsa. L—Morgan.

Benedictine..... 002 020 0010—5 11 2
 Wis.-Whitewater..... 311 000 0001—6 13 0
 Thad Sochacki; Mike Bolson HR—Louis Rosado (Benedictine), Gus Maves (Wis.-Whitewater). W—Bolson. L—Sochacki.

MAY 20

St. Olaf..... 001 000 100—2 4 2
 Ripon..... 001 000 000—1 3 2
 Charlie Brookins; Nick Johnson. W—Brookins. L—Johnson.

Benedictine..... 522 302 001—15 19 1
 Marian..... 000 002 000— 2 5 0
 Joe Vernagalo, John Parker (6), Robert Andler (7), Mike Kassebaum (8), Doug Hren (9); Jason Paget, Jim Wegmann (2), Matt Rauwerdink (4), Brad Dernbach (7). W—Vernagallo. L—Paget.

St. Thomas..... 035 101 030—13 18 5
 Wis.-Whitewater..... 100 001 013— 6 9 1
 Bryan Toov, Ben Blazovich (9); Kelly Mulroy, Nate Karaway (3), Justin Bealhen (4), Paul Tendick (6), Ryan Callahan (9). W—Toov. L—Mulroy.

MAY 21

Wis.-Whitewater..... 020 001 000 00—3 11 3
 Marian..... 002 010 000 02—5 7 3
 Ryan Hoffman; Scott Stettbacher. HR—Keith Burdick (Marian). W—Stettbacher. L—Hoffman.

St. Olaf..... 510 200 420—14 18 3
 Benedictine..... 200 100 000— 3 10 4
 Erik Goodmanson, Reid Rose (8), Erik Christensen (9); Joe Chojnoski, Mike Kassebaum (4), Doug Hren (7), Brad Astrouski (8). HR—Tim Thoreson (St. Olaf). W—Goodmanson. L—Chojnoski.

Marian..... 001 001 011—4 8 6
 St. Thomas..... 100 000 50x—6 14 2
 Lee Zollner; Mike Honsa. HR—Chad Mullins (Marian). W—Honsa. L—Zollner.

MAY 22

St. Thomas..... 000 000 100—1 9 1
 St. Olaf..... 000 000 000—0 5 3
 Bryan Edstrom, Mike Honsa (9); Rob Deuth, Charlie Brookins (8). W—Edstrom. L—Deuth.

MIDEAST REGIONAL

AT CANTON, OHIO

MAY 18

Calvin..... 010 000 040—5 12 2
 Ohio Wesleyan..... 014 010 03x—9 12 1
 Aaron Wiers, Adam Marchetti (6), Matt Schmitz (8).
 Shawn Conn, Dan Marchetti (8).
 HR—Dan Marchetti (Ohio Wesleyan), Jason Bogenrife (Ohio Wesleyan), Paul Lashuk (Ohio Wesleyan). W—

Conn. L—Wiers. S—Marchetti.

Thomas More..... 010 000 100—2 8 3
 Marietta..... 150 300 22x—13 19 1
 Adam Freeman, Andy Birchler (3), Richie Crees (6), George Vaughn (7), Matt Fritsch (8). Matt DeSalvo, Dan May (6), Jim Sharp (8). HR—Jay Coakley. W—DeSalvo. L—Freeman.

Mt. St. Joseph..... 000 001 000—1 6 2
 Allegheny..... 000 112 10x—5 5 2
 Mike McNutt, Dennis McRoberts (7). Scott Swinchock. W—Swinchock. L—McNutt.

MAY 19

Calvin..... 000 050 000— 5 11 1
 Thomas More..... 160 002 01x—10 12 4
 Mike Ott, Adam Marchionetti (6); Chris Booth. W—Booth. L—Ott.

Ohio Wesleyan..... 000 030 100—4 10 1
 Mt. St. Joseph..... 110 030 00x—5 5 0
 Kyle Stanton; Jason Miller, Dennis McRoberts (7). W—Miller. L—McRoberts.

Marietta..... 001 000 100—2 5 2
 Allegheny..... 200 000 10x—3 12 1
 Kris Buirley, Mike Hall (7); Jeff Mountain. HR—Kevin Davidson (Allegheny). W—Mountain. L—Buirley.

MAY 20

Ohio Wesleyan..... 010 000 000—1 9 2
 Marietta..... 000 000 000—0 3 0
 Dan Marchetti; Mike Hall, Dan Geudtner (9). HR—Jason Bogenrife (Ohio Wesleyan). W—Marchetti. L—Hall.

Mt. St. Joseph..... 220 030 000—7 9 1
 Thomas More..... 010 000 001—2 10 2
 Steve Jostworth; Brian Motz, Adam Freeman (5). W—Jostworth. L—Motz.

Allegheny..... 110 000 003—5 10 1
 Ohio Wesleyan..... 002 000 000—2 7 2
 Rob George, Jeff Mountain (9); Peter Balyeat, Dan Marchetti (6), Curt Moenter (9). W—Marchetti. L—Marchetti. S—Mountain.

MAY 21

Allegheny..... 000 010 101— 3 13 3
 Mt. St. Joseph..... 040 222 20x—12 18 3
 Nick Paolini, Adam Oshnock (5); Zac Hall, Shawn Niehaus (8). W—Hall. L—Paolini.

Mt. St. Joseph..... 101 000 000—2 3 0
 Allegheny..... 031 100 31x—9 13 2
 Andy Ey, Dennis McRoberts (8); Scott Swinchock. HR—Jarrod Essey (Allegheny). W—Swinchock. L—Ey.

NEW YORK REGIONAL

AT AUBURN, NEW YORK

MAY 19

Gwyedd-Mercy..... 001 000 000— 1 5 5
 Cortland..... 106 340 00x—14 18 0
 Domingo Negron, Bruce Mears (4); Phil Benante, Travis Byrnes (4). W—Byrnes. L—Negron. —

Old Westbury..... 002 100 001— 4 4 3
 Ithaca..... 002 720 00x—11 13 4
 Harry Tejada, Mike McLaughlin (5); Jeremy Rivenburg. W—Rivenburg. L—Tejada.

Mass.-Dartmouth..... 010 420 000—7 9 1
 Rensselaer..... 110 020 000—4 10 3
 Jason Hinchliffe; Jason Bier, Brian Brzek (5), Pat Hughes (6). W—Hinchliffe, L—Bier.

MAY 20

Old Westbury..... 002 000 100—3 4 0
 Gwyedd-Mercy..... 002 000 000—2 4 3
 Gilbert Rodriguez; Jeremy Wunerlich. W—Rodriguez. L—Wunerlich.

Cortland St. 010 000 024—7 13 1
 Rensselaer..... 001 000 100—2 11 0
 Anthony Sprague, Brian Silsbee (8); Travis Teeter, Craig Lansley (8). W—Sprague. L—Teeter.

Ithaca..... 011 010 000—3 7 3
 Mass.-Dartmouth..... 000 000 100—1 3 2
 Sazi Guthrie, Matt Lynch (7); Tim Troup. W—Guthrie. L—Troup.

MAY 21

Cortland St. 111 101 010—6 14 1
 Ithaca..... 000 000 000—0 9 2
 Kyle Johnson; Ian Locke, Matt Guida (8). W—Johnson. L—Locke.

Mass-Dartmouth..... 002 020 000-4 13 1
Old Westbury 000 001 200-3 7 1
Eric Taylor, Jason DeVincent (7); Adam Gomez, Mike
McLaughlin (7), Zach Humfrey (8), Gilbert Rodrigues (9).
W-Taylor. L-Gomez.

Ithaca..... 125 004 000-12 15 0
Mass-Dartmouth..... 000 000 000-0 4 3
Matt Lynch, Dan Welch (5), Jon Beckerman (7), Jim
Daunais (9); Mike Gikis, Jason DeVincent (3), Dennis
Palardy (5), Greg Zackrickson (7). W-Lynch. L-Gikis.

MAY 22

Ithaca..... 000 000 010-1 6 1
Cortland St. 002 030 01x-6 10 0
Jake Upwood, Matt Lynch (5), Jim Daunais (8); Jason
Ross, Phil Benante (8). W-Ross. L-Upwood.

SOUTH REGIONAL

AT SALEM, VIRGINIA

MAY 18

N.C. Wesleyan..... 001 000 000 0-1 3 3
Salisbury St. 000 000 001 1-2 9 1
Buddy Hernandez, Mike Girouard (10); Chad Swiderski.
HR-Derek Harman. W-Swiderski. L-Hernandez.

Emory..... 000 084 000-12 18 1
Va. Wesleyan..... 002 000 007-9 13 3
Jon Lee, Ethan Solomon (9), Stefan Lollar (9), Patrick Bush
(9); Brian Corbo, Joey Cavallo (5), Casey Aireland (5),
Chris Hicks (5), Jason Martel (6). W-Lee. L-Corbo.

Salisbury St. 100 020 010-4 12 3
Emory..... 102 102 10x-7 6 2
Kevin Coulbourn, Star Kriger (5). Ryan Donegan. HR-
Ted Karniewicz (Emory). W-Donegan. L-Coulbourn.

MAY 19

Va. Wesleyan..... 000 040 100-5 10 5
N.C. Wesleyan..... 000 102 30x-6 10 0
Myron Trunick, Heath Cataulin (5), Joey Cavallo (8); Jim
Pitney, Sean Fleming (7). W-Fleming. L-Cataulin.

N.C. Wesleyan..... 030 220 001 0000-8 14 3
Salisbury St. 140 002 100 0001-9 15 1
Jaso Sigley, Mike Girouard (7), Carl Wheelless, (10),
Jason Rand (12), Bobby Hamel, Steve Fredrick (5), Derek
Harman (9). Hr-Joel Yednock (N.C. Wesleyan). W-
Harman. L-Rand.

MAY 20

Salisbury St. 000 001 000-1 4 4
Emory..... 122 010 51x-12 14 1
Mike Boston, Steve Fredrick (2), Star Kriger (4), Derek
Harman (6), Rob Wolstin (7), Jake Coleman (8); Patrick
Bush, Ethan Solomon (9). W-Bush. L-Bostian.

MID-ATLANTIC REGIONAL

AT UPPER MONTCLAIR, NEW JERSEY

MAY 18

Elizabethtown 002 002 000-4 8 2
Col. of New Jersey 040 011 11x-8 13 4
Derik Aason and Bryan Pittinger (7); Chris Buglovsky and
Bryan Dilgard (7). W-Buglovsky. L-Aason. S-Dilgard.

Allentown 400 042 100-11 12 3
Montclair St. 000 004 91x-14 11 4
Brian Gillow, Ryan Lindley (6), K. Brogan (7), Bret Remel
(7), and Derrick Wetzel; Cory Hamman, George
Gallagher (5), Steve Trongone (6), and Kevin Rakowski-
Kuhlman (7). HR-Brett Vargo. W-Trongone. L-Remel,
S-Rakowski-Kuhlman.

MAY 21

Ursinus..... 101 000 000-2 5 2
Rowan..... 000 104 03x-8 16 2
Matt Wiatrak and Dave Pierce (8); Brad Bahring. W-
Bahring. L-Wiatrak.

Allentown..... 010 201 100-5 10 3
Elizabethtown 000 110 22x-6 9 2
John Moul, Derrick Wetzel (7) and K. Brogan; Jamie
Newton, Ryan Bowe (5), Derik Aason (7), and Bryan
Pittinger. W-Aason. L-Wetzel. S-Pittinger.

Col. of New Jersey 210 122 301-12 14 0
Ursinus..... 000 102 200-5 11 4
Michael Virgilio and Bryan Dilgard (7); Kyle Goldwater
and John Hollinger (8). HR-Frank Soos (Col. of New
Jersey), Ryan Smith (Ursinus). W-Virgilio, L-Goldwater.

MAY 22

Montclair St. 011 073 000-12 17 0
Rowan..... 000 010 500-6 14 2
Greg Belson and George Gallagher (9); Bryan Dillion,
Josh Laxton (5), Jim Gendaszek (5), Patrick Vengonock
(6). HR-Dave Wurst. W-Belson. L-Dillion.

Col. of New Jersey 011 000 100-3 8 2
Montclair St. 300 000 20x-5 6 2
Chris Buglovsky, and Bryan Dilgard (8); Scott Allan. W-
Allan. L-Buglovsky.

CENTRAL REGIONAL

AT BLOOMINGTON, ILLINOIS

MAY 18

Aurora..... 210 030 100-7 14 1
Warburg..... 033 000 02x-8 8 3
Chris Pfalzgraf, Uriel Quiles (7), John Wiermanski (8) and
John Reeves; Gary Hess, Patrick Smith (8) and Matt
Theide. W-Smith. L-Quiles.

Westminster (Mo.) 000 202 000-4 8 0
Carthage..... 010 010 010-3 9 4
Paul Moyer and Cory Metz; Curt Thomas, Phil Huizenga
(6) and Kevin Sullivan. W-Moyer. L-Thomas.

MAY 19

Warburg..... 013 003 010-8 11 0
Westminster (Mo.) 000 000 000-0 6 2
Shane Potratz and Matt Theide; Tim Ode, Jeff Cleve (6),
Chris Marshall (8) and Cory Metz. W-Potratz. L-Ode.

Carthage..... 112 020 221-11 16 1
Aurora..... 000 010 010-2 10 3
Jason Wiertel and Kevin Sullivan; Josh Paddock, T.J.
Wieczorek (5), Chris Webber (8), Brian Kipley (8) and
John Reeves, Derek Holland. W-Wiertel. L-Paddock.

Westminster (Mo.) 400 000 002-6 10 0
Carthage..... 000 060 10x-7 5 0
Nick Cacciabando, Jim Faintich (5) and Cory Metz; Matt
Hansen, John Hendrick (3), Dave Fellin (9) and Kevin
Sullivan. HR-Cory Roper (Westminster (Mo.)), Ryan
Lessner (Carthage). W-Hendrick. L-Cacciabando.

MAY 20

Carthage..... 100 000 400-5 9 3
Warburg..... 302 000 31x-9 11 4
Curt Thomas, Phil Huizenga (7), Chris Perrino (8) and
Kevin Sullivan; Robert Mudd, Eric Kaestner (8) and Matt
Theide. W-Mudd. L-Thomas.

FINALS

AT GRAND CHUTE, WISCONSIN

GAME NO. 1-MAY 26

Table with columns: St. Thomas (Minn.), AB, R, H, RBI, PO, A. Rows include Brad Bonine cf, Matt Buzzell ss, Jake Mauer 2b, etc.

Table with columns: Emory, AB, R, H, RBI, PO, A. Rows include Kyle Foster lf, Todd Rasmussen 2b, Ted Karniewicz 1b, etc.

St. Thomas (Minn.) 220 001 003-8 14 3
Emory..... 010 020 000-3 6 1
E-Buzzell, Olson, Toov, Karniewicz. DP-St. Thomas
(Minn.) 2. LOB-St. Thomas (Minn.) 8, Emory 6.
2B-Rafferty. SB-Bonine, Mauer 3, Schwartz 3. CS-
Buzzell. SH-Bonine, Guion, Wolverton.

Table with columns: IP, H, R, ER, BB, SO. Rows include Toov (Winner), Lee (Loser), Lollar, etc.

GAME NO. 2-MAY 26

Table with columns: Cortland St., AB, R, H, RBI, PO, A. Rows include Mike LaPointe 2b, Craig Kerner lf, etc.

Table with columns: Montclair St., AB, R, H, RBI, PO, A. Rows include Dave Wurst 2b, Chris Baran rf, etc.

Cortland St. 002 000 003-5 10 0
Montclair St. 100 000 000-1 6 1
E-Schriber. DP-Cortland 1. LOB-Cortland 14,
Montclair St. 6. 2B-Seabury 2, Weston. 3B-Smith.
SB-Seabury, Haggerty, Longo, Francia. SH-Burns,
Haggerty. SF-Weston.

Table with columns: IP, H, R, ER, BB, SO. Rows include Benante (Winner), Silsbee, Belson (Loser), etc.

GAME NO. 3-MAY 26

Table with columns: Allegheny, AB, R, H, RBI, PO, A. Rows include Ben Couch rf, Mark Minadeo, etc.

Table with columns: Chapman, AB, R, H, RBI, PO, A. Rows include Brandon Maciel lf, Adam Olow cf, etc.

Allegheny 101 000 020-4 9 4
Chapman 001 001 000-2 6 1
E-Minadeo 2, Davidson 2, Huff. DP-Allegheny 3,
LOB-Allegheny 5, Chapman 6. 2B-Couch, Chavez.
3B-Stevens. HR-Davidson. SB-Minadeo, Clouse, SH-
Minadeo, Hensler, Maciel, Serna. SF-Hensler, Essey.

Table with columns: IP, H, R, ER, BB, SO. Row includes Mountain (Winner).

Table with columns for player names and statistics (5, 0, 1, 0, 15, 0).

Table for Wartburg team statistics, including columns AB, R, H, RBI, PO, A.

Montclair St. 100 110 202-7 10 0
Wartburg 100 000 100-2 6 7
E-Burger 2, Hoover, Thede, Birmingham, Bollman, Licko, DP-Montclair St., Wartburg 1. LOB-Montclair St. 9, Wartburg 5. 2B-Caran, Fischels. SB-Wurst, Ellerson, Francia. CS-Ellerson, Houser. SH-Baran, Hoover.

Table with columns IP, H, R, ER, BB, SO for individual player statistics.

GAME NO. 11-MAY 29

Table for Allegheny team statistics, including columns AB, R, H, RBI, PO, A.

Table for St. Thomas (Minn.) team statistics, including columns AB, R, H, RBI, PO, A.

Allegheny 100 001 100-3 10 1
St. Thomas (Minn.) 120 000 10x-4 9 2
E-Mountain, Bonine, Buzzell. DP-Allegheny 1. LOB-Allegheny 9, St. Thomas (Minn.) 9. 2B-Essey. HR-Guion 3. CS-Couch. SH-Mauer, Sather.

Table with columns IP, H, R, ER, BB, SO for individual player statistics.

HBP-Bonine (by Mountain), Buzzell (by Mountain). T-2:33. A-1, 176. U-Topp, Sill, Marzola, Leparik.

GAME NO. 12-MAY 29

Table for Montclair St. team statistics, including columns AB, R, H, RBI, PO, A.

Table with columns for player names and statistics (5, 1, 2, 0, 5, 1).

Table for Allegheny team statistics, including columns AB, R, H, RBI, PO, A.

Montclair St. 500 200 021-10 18 0
Allegheny 002 000 001-3 8 3
E-Davidson, Kacsanek 2. DP-Montclair St. 1, Allegheny 2. LOB-Montclair St. 9, Allegheny 6. 2B-Longo 2, Conway, Gallagher, Baran, Francia, Hensler, Ollock. 3B-Ellerson. HR-Conway. CS-Wurst. SH-Wurst.

Table with columns IP, H, R, ER, BB, SO for individual player statistics.

GAME NO. 13-MAY 29

Table for St. Thomas (Minn.) team statistics, including columns AB, R, H, RBI, PO, A.

Table for Chapman team statistics, including columns AB, R, H, RBI, PO, A.

St. Thomas (Minn.) 000 000 300 1-4 8 0
Chapman 001 010 001 0-3 12 3
E-Albright, Miller, Calderon. DP-St. Thomas (Minn.) 1, Chapman 3. LOB-St. Thomas (Minn.) 6, Chapman 10. 2B-Olow, Calderon. SB-Maciel. CS-Aronson. SH-Frein, Calderon. SF-Carroll.

Table with columns IP, H, R, ER, BB, SO for individual player statistics.

Table for Montclair St. team statistics, including columns AB, R, H, RBI, PO, A.

Table with columns for player names and statistics (0, 0, 0, 0, 0, 0).

Table for St. Thomas (Minn.) team statistics, including columns AB, R, H, RBI, PO, A.

Montclair St. 301 012 600-3 17 19 0
St. Thomas (Minn.) 020 000 010-3 11 2
E-Wolverton, Frein. DP-Montclair St. 2. LOB-Montclair St. 12, St. Thomas (Minn.) 9. 2B-Longo, Sundberg. 3B-Conway. HR-Gallagher, Ellerson. SB-Longo 2. SH-Francia, Houser.

Table with columns IP, H, R, ER, BB, SO for individual player statistics.

CHAMPIONSHIP GAME-MAY 30

Table for St. Thomas (Minn.) team statistics, including columns AB, R, H, RBI, PO, A.

Table for Montclair St. team statistics, including columns AB, R, H, RBI, PO, A.

Table with columns IP, H, R, ER, BB, SO for individual player statistics.

Honsa (Loser) 8.0 9 6 5 2 3
Hamman (Winner) 9.0 7 2 1 0 5
WP-Hamman. HBP-Buzzell (by Hamman), Guion (by Hamman), Conway (by Honsa), Buzzell (by Hamman). T-2:01. A-854. U-Topp, Drouches, Collins, Sill.

History

Team Results

Year	Champion	Coach	Score	Runner-Up	Site	Championship Game Attendance	Championship Total Attendance
1976	Cal St. Stanislaus (33-20-2)	Jim Bowen	13- 6	Ithaca	Marietta	350	2,605
1977	Cal St. Stanislaus (35-18-1)	Jim Bowen	8- 5	Brandeis	Marietta	320	6,913
1978	Rowan (29-11)	Michael Briglia	5- 3	Marietta	Marietta	2,000	7,835
1979	Rowan (29-5)	Michael Briglia	3- 0	Cal St. Stanislaus	Marietta	395	4,296
1980	Ithaca (33-4)	George Valesente	12- 5	Marietta	Marietta	1,100	9,162
1981	Marietta (59-5)	Don Schaly	14-12**	Ithaca	Marietta	1,000	8,244
1982	Eastern Conn. St. (38-6-1)	Bill Holowaty	11- 6	Cal St. Stanislaus	Marietta	300	9,887
1983	Marietta (49-9)	Don Schaly	36- 8	Otterbein	Marietta	3,000	13,036
1984	Ramapo (35-11)	Mickey Ennis	5- 4	Marietta	Marietta	2,000	9,100
1985	Wis.-Oshkosh (37-3)	Russ Tiedemann	11- 6	Marietta	Marietta	1,500	13,670
1986	Marietta (48-13-2)	Don Schaly	11- 6	Ithaca	Marietta	2,000	10,208
1987	Montclair St. (34-14-1)	Kevin Cooney	13-12*	Wis.-Oshkosh	Marietta	567	7,108
1988	Ithaca (36-4-1)	George Valesente	7- 5	Wis.-Oshkosh	Bristol, Conn.	500	9,122
1989	N.C. Wesleyan (33-11-1)	Mike Fox	8- 7***	Cal St. Stanislaus	Bristol, Conn.	500	8,474
1990	Eastern Conn. St. (40-6)	Bill Holowaty	8- 1	Aurora	Battle Creek, Mich.	500	6,406
1991	Southern Me. (38-6)	Ed Flaherty	9- 0	Col. of New Jersey	Battle Creek, Mich.	555	11,588
1992	Wm. Paterson (36-7)	Jeff Albies	3- 1	Cal Lutheran	Battle Creek, Mich.	500	12,478
1993	Montclair St. (37-11)	Norm Schoenig	3- 1	Wis.-Oshkosh	Battle Creek, Mich.	225	9,240
1994	Wis.-Oshkosh (41-4)	Tom Lechnir	6- 2	Wesleyan (Conn.)	Battle Creek, Mich.	377	10,440
1995	La Verne (39-9)	Owen Wright	5- 3	Methodist	Salem, Va.	513	10,561
1996	Wm. Paterson (39-5-1)	Jeff Albies	6- 5	Cal Lutheran	Salem, Va.	211	7,663
1997	Southern Me. (39-9)	Ed Flaherty	15- 1	Wooster	Salem, Va.	863	11,605
1998	Eastern Conn. St. (40-11)	Bill Holowaty	16- 1	Montclair St.	Salem, Va.	484	12,817
1999	N.C. Wesleyan (42-9)	Charle Long	1- 0	St. Thomas (Minn.)	Salem, Va.	366	12,946
2000	Montclair St. (42-6-1)	Norm Schoenig	6- 2	St. Thomas (Minn.)	Appleton, Wis.	854	—

*Indicates 10 innings. **Indicates 12 innings. ***Indicates 13 innings.

Most Outstanding Player Award

- 1976 Dan Boer, 1b, Cal St. Stanislaus
- 1977 Rusty Kuntz, of, Cal St. Stanislaus
- 1978 Bob Pfeffer, p, Rowan
- 1979 Tak Upshur, 2b, Rowan
- 1980 John Nicholo, ss, Ithaca
- 1981 John Schaly, 2b, Marietta
- 1982 Jeff Blobaum, p, Cal St. Stanislaus
- 1983 Jim Pancher, 2b, Marietta
- 1984 Derek Bastinck, c, Ramapo
- 1985 Terry Jorgensen, lf, Wis.-Oshkosh
- 1986 Mike Brandts, 3b, Marietta
- 1987 John Deutsch, rf, Montclair St.
- 1988 Joe Sottolano, p, Ithaca
- 1989 James Anderson, 1b, N.C. Wesleyan
- 1990 Brian Mercado, dh, Eastern Conn. St.
- 1991 Gary Williamson, of, Southern Me.
- 1992 Ralph Perdomo, 1b, Wm. Paterson
- 1993 Drew Yocum, p, Montclair St.
- 1994 Tim Jorgensen, ss, Wis.-Oshkosh
- 1995 Jeff Polinsky, 1b, La Verne
- 1996 Mark DeMenna, of, Wm. Paterson
- 1997 Jason Jensen, p, Southern Me.
- 1998 Chris D'Amato, 2b, Eastern Conn. St.
- 1999 Barry Blake, ss, N.C. Wesleyan
- 2000 Corey Hamman, p, Montclair St.

Individual Records

SINGLE-GAME, BATTING

AT-BATS

8—Mike Jones, N.C. Wesleyan (27) vs. Upsala (9), 5-18-81.

HITS

6—Rusty Kuntz, Cal St. Stanislaus (22) vs. Coe (1), 5-25-77; Jon Shuler, Marietta (36) vs. Otterbein (8), 6-7-83; Cory Schaefer, Wis.-Oshkosh (36) vs. Wis.-Whitewater (10), 5-26-89; Bob Prince, Southern Me. (21) vs. Mass.-Dartmouth (4), 5-16-91.

DOUBLES

4—Mark Murray, Claremont-MS (17) vs. Cal Lutheran (4), 5-16-96.

TRIPLES

3—Greg Clark, N.C. Wesleyan (27) vs. Upsala (9), 5-18-81.

HOME RUNS

4—Rod Correia, Mass.-Dartmouth (13) vs. Eastern Conn. St. (6), 5-26-88; Dave Kennedy, Montclair St. (19) vs. St. Lawrence (11), 5-16-91.

RUNS BATTED IN

8—Robin Knight, Salisbury St. (25) vs. Maryville (Tenn.) (4), 5-20-77; Jon Shuler, Marietta (36) vs. Otterbein (8), 6-7-83; Shawn Joy, Marietta (26) vs. North Park (16), 5-17-90; Dave Kennedy, Montclair St. (19) vs. St. Lawrence (11), 5-16-91; Mike Miller, Simpson (20) vs. Benedictine (Ill.) (9), 5-15-91; Jason Kundert, Wis.-Oshkosh (21) vs. St. Thomas (Minn.) (10), 5-18-96; Scott Baron, Aurora (22) vs. Wartburg (11), 5-16-97.

TOTAL BASES

17—Rod Correia, Mass.-Dartmouth (13) vs. Eastern Conn. St. (6), 5-26-88; Dave Kennedy, Montclair St. (19) vs. St. Lawrence (11), 5-16-91.

STOLEN BASES

5—Rich McNeill, Methodist (16) vs. Salisbury St. (8), 5-22-83.

SINGLE-GAME, PITCHING

INNINGS PITCHED

13—Danny Tester, Methodist (2) vs. Cal St. Stanislaus (1), 6-3-88.

MOST HITS ALLOWED

17—Jim Anderson, Marietta (12) vs. Baldwin-Wallace (8), 5-26-88; Dave Gowans, Rose-Hulman (8) vs. Ohio Wesleyan (11), 5-15-92; Joe Whitlach, Claremont-MS (3) vs. Cal Lutheran (15), 5-17-96; Bryan Toor, St. Thomas (Minn.) (3) vs. Montclair St. (13), 5-30-00.

FEWEST HITS ALLOWED (Complete Game)

0—Norm Charlesworth, Rowan (4) vs. Johns Hopkins (1), 5-15-80.

RUNS ALLOWED

15—Chris Morgan, Ripon (4) vs. Carthage (15), 5-19-99.

EARNED RUNS ALLOWED

14—Glen Alexander, Otterbein (8) vs. Marietta (36), 6-7-83.

STRIKEOUTS

18—Dave Lohrman, Rensselaer (7) vs. Cortland St. (2), 5-17-96; Mike Abbruzzese, N.C. Wesleyan (4) vs. Chapman (3) (13 inn.), 5-24-97.

BASES ON BALLS

11—John Magyar, John Carroll (6) vs. Marietta (7), 5-24-84; Brian Lieberman, Ohio Northern (20) vs. Oswego St. (21), 5-25-84; Mike Bolson, Wis.-Whitewater (6) vs. Benedictine (Ill.) (5), 5-19-00.

SINGLE-GAME, FIELDING

PUTOUTS

21—Aaron Missler, Ohio Wesleyan (10) vs. Rose-Hulman (2), 5-16-96.

ASSISTS

11—John Cole, Ithaca (10) vs. Marietta (14), 6-1-85; Mike Royer, Ohio Wesleyan (2) vs. Benedictine (Ill.) (3), 5-16-91.

ERRORS

6—Kevin Creehan, Allegheny (15) vs. Marietta (19), 5-19-96.

Team Records

SINGLE-GAME, BATTING

AT-BATS

59—N.C. Wesleyan (27) vs. Upsala (9), 5-18-81; Cal St. San B'dino (31) vs. Redlands (5), 5-18-91.

RUNS

36—Marietta vs. Otterbein (8), 6-7-83; Wis.-Oshkosh vs. Wis.-Whitewater (10), 5-26-89.

RUNS, ONE INNING

18—Cal St. San B'dino (31) vs. Redlands (5), first inn., 5-18-91.

HITS

33—Marietta (36) vs. Otterbein (8), 6-7-83.

DOUBLES

10—Marietta (26) vs. North Park (16), 5-17-90; Upper Iowa (18) vs. MacMurray (5), 5-18-96.

TRIPLES

4—Cal St. Stanislaus (13) vs. Ithaca (6), 6-6-76; N.C. Wesleyan (27) vs. Upsala (9), 5-18-81; N.C. Wesleyan (17) vs. Otterbein (4), 6-4-83.

HOME RUNS

8—Wis.-Oshkosh (36) vs. Wis.-Whitewater (10), 5-26-89.

RUNS BATTED IN

36—Marietta (36) vs. Otterbein (8), 6-7-83.

TOTAL BASES

57—Wis.-Oshkosh (36) vs. Wis.-Whitewater (10), 5-26-89.

LEFT ON BASE

19—Baldwin-Wallace (8) vs. Marietta (12), 5-26-88.

STOLEN BASES

9—UC San Diego (5) vs. Cal St. Stanislaus (6), 5-17-86; Methodist (8) vs. Rensselaer (7), 5-23-96.

PITCHING

STRIKEOUTS, ONE GAME

18—Marietta (7) vs. John Carroll (6), 5-24-84; Rensselaer (7) vs. Cortland St. (2), 5-17-96; N.C. Wesleyan (4) vs. Chapman (3) (13 inn.), 5-24-97.

BASES ON BALLS ALLOWED, ONE GAME

19—Marietta (6) vs. Ithaca (5), 5-29-81; Otterbein (8) vs. Marietta (36), 6-7-83.

CONSECUTIVE SHUTOUT INNINGS

23—Chapman, 5-27-00 vs. Southern Me. (eight inn.); 5-28-00 vs. Cortland St. (nine inn.); 5-29-00 vs. St. Thomas (Minn.) (six inn.).

PITCHERS USED

8—Methodist (3) vs. Southern Me. (12), 5-27-91.

SINGLE-GAME, FIELDING

ASSISTS

29—Salisbury St. (9) vs. N.C. Wesleyan (8), 5-19-00.

ERRORS

11—Wooster (7) vs. North Park (13), 5-27-88.

DOUBLE PLAYS

5—Augsburg (6) vs. St. Thomas (Minn.) (7), 5-22-86; Wis.-Oshkosh (5) vs. Ithaca (0), 5-24-91; Upper Iowa (3) vs. Carthage (8), 5-21-93; Wm. Paterson (6) vs. Wis.-Oshkosh (1), 5-27-96; Wm. Paterson (9) vs. Rowan (1), 5-17-96; Wooster (8) vs. Cortland St. (1), 5-28-97; Rowan (13) vs. Widener (2), 5-21-99; Marietta (1) vs. St. Thomas (Minn.) (4), 5-28-99.

Won-Lost Records in Tournament Play

(Note: Totals include ties for fourth place.)

Team (Years Participated)

Team (Years Participated)	Yrs.	Won	Lost	Pct.	1st	2nd	3rd	4th
Albion (1979-82)	2	3	4	.429	0	0	0	0
Allegheny (1985-89-93-96-97-99-00)	7	14	14	.500	0	0	0	0
Allentown (1997-98-00)	3	3	6	.333	0	0	0	0
Alma (1980-81)	2	3	4	.429	0	0	0	0
Alvernia (1995)	1	0	2	.000	0	0	0	0
Amherst (1996-97-99)	3	5	6	.455	0	0	0	0
Anderson (Ind.) (1993-95-98-99)	4	12	10	.545	0	0	0	0
Ashland (1976-79)	2	4	4	.500	0	0	0	0
Augsburg (1986-87)	2	1	4	.200	0	0	0	0
Augustana (Ill.) (1999)	1	2	2	.500	0	0	0	0
Aurora (1987-89-90-91-92-93-94-95-96-97-98-99-00)	13	31	27	.534	0	1	0	1
Baldwin-Wallace (1985-86-88-91)	4	3	8	.273	0	0	0	0
Benedictine (Ill.) (1980-89-91-93-95-00)	6	5	12	.294	0	0	0	0
Brandeis (1976-77-78-79-80-82-84-85-87-92-93-96-97-98-99)	15	22	31	.415	0	1	0	0
Bridgewater (Va.) (1994-95-99)	3	1	6	.143	0	0	0	0
Bridgewater St. (1989-90-91-92-96-97-98-99-00)	9	15	19	.441	0	0	1	0
Buena Vista (1980-81)	2	2	4	.333	0	0	0	0
UC San Diego (1986-87-89-92-94)	5	9	15	.375	0	0	1	0
Cal Lutheran (1992-93-94-95-96-97-98-99-00)	9	32	25	.561	0	2	1	0
Cal St. San B'dino (1990-91)	2	8	4	.667	0	0	0	0
Cal St. Stanislaus (1976-77-78-79-80-82-83-86-88-89)	10	49	21	.700	2	3	0	2
Calvin (1984-00)	2	0	4	.000	0	0	0	0
Carleton (1991)	1	0	2	.000	0	0	0	0
Carthage (1992-93-94-95-96-97-98-99-00)	9	29	20	.592	0	0	2	0
Chapman (1997-98-99-00)	4	10	10	.500	0	0	0	0
Claremont-M.S (1978-79-81-88-90-96)	6	8	15	.348	0	0	0	0
Coe (1977-78)	2	2	4	.333	0	0	0	0
Concordia-M'head (1983-93-95)	3	4	6	.400	0	0	0	0
Concordia (Ill.) (1992)	1	0	2	.000	0	0	0	0
Cortland St. (1981-93-94-95-96-97-98-99-00)	9	30	20	.667	0	0	2	0
DePauw (1977-78-79)	3	2	6	.250	0	0	0	0
Eastern Conn. St. (1976-77-78-79-80-81-82-83-84-85-86-87-88-89-90-91-93-94-95-96-97-98)	22	68	42	.618	3	0	3	1
Elizabethtown (1983-88-91-93-94-00)	6	3	11	.214	0	0	0	0
Elmhurst (1980-81-82-88)	4	6	8	.429	0	0	0	0
Emory (1996-97-98-00)	4	5	8	.385	0	0	0	0
Endicott (2000)	1	0	2	.000	0	0	0	0
FDU-Madison (1996)	1	0	2	.000	0	0	0	0
Ferrum (1988-89-90-91-92-93-94-96)	8	14	16	.467	0	0	0	0

Team (Years Participated)	Yrs.	Won	Lost	Pct.	1st	2nd	3rd	4th
Fontbonne (1998)	1	0	2	.000	0	0	0	0
Frank. & Marsh. (1995)	1	2	2	.500	0	0	0	0
Frostburg St. (1984-87) ..	2	0	4	.000	0	0	0	0
George Fox (2000)	1	0	2	.000	0	0	0	0
Gettysburg (1988)	1	1	2	.333	0	0	0	0
Greensboro (1998)	1	0	2	.000	0	0	0	0
Guilford (1993)	1	1	2	.333	0	0	0	0
Gwynedd-Mercy (2000)	1	0	2	.000	0	0	0	0
Hampden-Sydney (1991)	1	1	2	.333	0	0	0	0
Hartwick (1994)	1	0	2	.000	0	0	0	0
Hobart (1992)	1	0	2	.000	0	0	0	0
Hope (1998)	1	0	2	.000	0	0	0	0
Ill. Wesleyan (1978-89)	2	5	4	.556	0	0	0	0
Illinois Tech (1979)	1	1	2	.333	0	0	0	0
Ithaca (1976-77-78-79-80-81-82-83-84-85-86-87-88-89-90-91-92-93-94-95-97-98-99-00)	24	78	49	.614	2	3	2	0
John Carroll (1984)	1	0	2	.000	0	0	0	0
John Jay (1996)	1	0	2	.000	0	0	0	0
Johns Hopkins (1976-80-86-89-92-93-94-97-98)	9	11	16	.407	0	0	0	0
Juniata (1978-80-90)	3	0	6	.000	0	0	0	0
Kean (1988-98)	2	0	4	.000	0	0	0	0
La Verne (1983-84-85-87-95)	5	15	14	.517	1	0	0	1
Lawrence (1977-79)	2	0	4	.000	0	0	0	0
Luther (1983-84-85)	3	3	6	.333	0	0	0	0
Lynchburg (1976-77-78-79-80-81-82-83)	8	14	16	.467	0	0	0	0
MacMurray (1986-96-97)	3	5	6	.455	0	0	0	0
Mansfield (1976-79-80)	3	10	7	.588	0	0	1	0
Marian (Wis.) (2000)	1	2	2	.500	0	0	0	0
Marietta (1976-77-78-79-80-81-82-83-84-85-86-87-88-89-90-91-92-93-94-95-96-97-98-99-00)	25	101	53	.656	3	4	1	1
Mary Washington (1991-92-93-94-97-98)	6	3	12	.200	0	0	0	0
Maryville (Mo.) (1985) ..	1	0	2	.000	0	0	0	0
Maryville (Tenn.) (1977)	1	0	2	.000	0	0	0	0
Mass.-Dartmouth (1988-91-92-93-94-98-00)	7	11	14	.440	0	0	0	0
McMurry (1998)	1	1	2	.333	0	0	0	0
Methodist (1976-77-82-83-84-85-86-87-88-89-90-91-92-93-95-96-98-99)	18	42	40	.512	0	1	1	3
Millsaps (1995-96)	2	2	4	.333	0	0	0	0
Minn.-Morris (1978)	1	0	2	.000	0	0	0	0
Monmouth (Ill.) (1976-81-83)	3	2	7	.222	0	0	0	0
Montclair St. (1976-78-82-83-84-85-86-87-88-89-90-91-92-93-94-95-96-97-98-99-00)	21	82	41	.667	3	1	2	1
Mt. St. Joseph (2000)	1	3	2	.600	0	0	0	0
Mt. St. Mary (N.Y.) (1998-99)	2	1	4	.200	0	0	0	0
Muskingum (1992)	1	1	2	.333	0	0	0	0
Neb. Wesleyan (1976-82)	2	1	4	.200	0	0	0	0
Col. of New Jersey (1979-81-85-86-87-90-91-92-93-94-98-99-00)	13	29	25	.537	0	1	0	0
North Adams St. (1976-77-80-85-86-87-95)	7	6	14	.300	0	0	0	0
N.C. Wesleyan (1981-82-83-84-85-86-87-88-89-90-91-92-93-94-95-97-98-99-00)	19	69	40	.633	2	0	2	2
North Central (1985-86-87-91-94-98)	6	15	13	.536	0	0	0	0
North Park (1983-84-87-88-90)	5	11	10	.524	0	0	0	0
Occidental (1982)	1	0	3	.000	0	0	0	0
Ohio Northern (1976-80-81-82-83-84-85-95)	8	10	16	.385	0	0	0	0
Ohio Wesleyan (1986-87-90-91-92-93-94-96-97-98-99-00)	12	18	24	.429	0	0	0	0
Old Westbury (1997-00)	2	1	4	.200	0	0	0	0
Oswego St. (1982-84-86-96)	4	4	8	.333	0	0	0	0
Otterbein (1981-82-83-84-89-90)	6	10	13	.435	0	1	0	0
Pace (1977-78-79)	3	1	6	.143	0	0	0	0
Queens (N.Y.) (1976-81)	2	1	4	.200	0	0	0	0
Ramapo (1980-81-82-83-84-85-88)	7	15	13	.536	1	0	0	0
Redlands (1985-91-93) ..	3	3	10	.231	0	0	0	0
Rensselaer (1990-92-93-94-95-96-97-98-99-00)	10	14	20	.412	0	0	0	0
Rhode Island Col. (1978-79-80)	3	6	7	.462	0	0	0	1
Ripon (1999-00)	2	0	4	.000	0	0	0	0
Rochester (1980-89-99)	3	0	6	.000	0	0	0	0
Rose-Hulman (1992-96)	2	0	4	.000	0	0	0	0
Rowan (1976-77-78-79-80-84-86-93-96-97-98-99-00)	13	36	23	.610	2	0	1	0
Rutgers-Newark (1990-94)	2	2	4	.333	0	0	0	0
St. John's (Minn.) (1998)	1	0	2	.000	0	0	0	0
St. Olaf (1977-78-79-80-81-82-84-85-87-88-89-91-92-94-00)	15	15	30	.333	0	0	0	0
St. Lawrence (1991)	1	0	2	.000	0	0	0	0
St. Mary's (Minn.) (1993)	1	3	2	.600	0	0	0	0
St. Scholastica (1999)	1	1	2	.333	0	0	0	0
St. Thomas (Minn.) (1986-94-95-96-97-98-99-00)	8	23	15	.605	0	2	0	0
Salem St. (1983-94)	2	0	4	.000	0	0	0	0
Salisbury St. (1977-78-80-81-83-00)	6	10	12	.455	0	0	0	0
Simpson (1990-91-92-94-99)	5	8	11	.421	0	0	0	0
Southern Me. (1987-88-89-90-91-92-93-94-95-96-97-98-99-00)	14	40	27	.597	2	0	0	0
Southwestern (Tex.) (1996-97-98-99-00)	5	6	10	.375	0	0	0	0
Staten Island (1991-92)	2	5	4	.556	0	0	0	0
Stillman (1978-79)	2	0	4	.000	0	0	0	0
Stony Brook (1995)	1	1	2	.333	0	0	0	0
Suffolk (2000)	1	2	2	.500	0	0	0	0
Sul Ross St. (1999)	1	0	2	.000	0	0	0	0
Susquehanna (1992-95)	2	1	4	.200	0	0	0	0
Swarthmore (1985)	1	1	2	.333	0	0	0	0
Thomas More (2000)	1	1	2	.333	0	0	0	0

Team (Years Participated)	Yrs.	Won	Lost	Pct.	1st	2nd	3rd	4th
Trinity (Conn.) (1998-99-00).....	3	2	6	.250	0	0	0	0
Tufts (1995).....								
Upsala (1976-78-79-80-81-82-83-86-87).....	9	14	19	.424	0	0	1	0
Upper Iowa (1993-95-96).....	3	6	6	.500	0	0	0	0
Ursinus (1999-00).....	2	0	4	.000	0	0	0	0
Va. Wesleyan (1979-85-97-99-00).....	5	4	10	.286	0	0	0	0
Wartburg (1997-98-99-00).....	4	5	8	.385	0	0	0	0
Washington (Mo.) (1982-83-92).....	3	2	6	.250	0	0	0	0
Wesleyan (Conn.) (1994).....	1	6	2	.750	0	1	0	0
Westfield St. (1976-77-78-79-81-84).....	6	4	12	.250	0	0	0	0
Westminster (2000).....	1	1	2	.333	0	0	0	0
Westmont (1976).....	1	1	2	.333	0	0	0	0
Wheaton (Mass.) (2000).....	1	0	2	.000	0	0	0	0
Whittier (1984).....	1	2	3	.400	0	0	0	0
Widener (1976-77-78-82-99).....	5	6	10	.375	0	0	0	0
Wilkes (1976-77-78).....	3	6	7	.462	0	0	0	1
William Penn (1986-87-88-89-90-91-92-95).....	8	8	16	.333	0	0	0	0
Williams (1999).....	1	0	2	.000	0	0	0	0
Wis.-Eau Claire (1994).....	1	0	2	.000	0	0	0	0
Wis.-La Crosse (1998).....	1	2	2	.500	0	0	0	0
Wis.-Oshkosh (1979-80-81-82-83-84-85-86-87-88-89-90-91-92-93-94-95-96-97-98-99).....	21	97	45	.683	2	3	2	3
Wis.-River Falls (1996).....	1	0	2	.000	0	0	0	0
Wis.-Stevens Point (1988-97-98-99).....	4	6	9	.400	0	0	0	0
Wis.-Whitewater (1984-89-90-91-93-00).....	6	10	13	.435	0	0	0	0
Wm. Paterson (1977-81-82-83-84-85-86-87-88-89-91-92-93-95-96-97-99).....	17	56	33	.629	2	0	1	1
Wittenberg (1994).....	1	2	2	.500	0	0	0	0
Wooster (1977-78-79-80-81-85-86-87-88-89-90-91-94-95-97-98-99).....	17	37	37	.500	0	1	0	0
Worcester St. (1983).....	1	0	2	.000	0	0	0	0
York (Pa.) (1977-81-82-91-92-95-96).....	7	7	14	.333	0	0	0	0

1 0 2 .000 0 0 0 0

All-Time Results

1976 Northeast Regional: Ithaca 4 wins, 0 losses; Brandeis 3-2; Eastern Conn. St. 2-2; Queens (N.Y.) 1-2; North Adams St. 0-2; Westfield St. 0-2. **South Regional:** Montclair St. 4-1; Rowan 4-2; Upsala 2-2; Johns Hopkins 1-2; Lynchburg 0-2; Methodist 0-2. **Midwest Regional:** Wilkes 4-1; Mansfield 4-2; Ashland 2-2; Ohio Northern 1-2; Marietta 0-2; Widener 0-2. **West Regional:** Cal St. Stanislaus 4-1; Monmouth (Ill.) 2-3; Neb. Wesleyan 1-2; Westmont 1-2.

Finals: Cal St. Stanislaus 5, Ithaca 4; Montclair St. 2, Wilkes 1; Ithaca 16, Wilkes 3; Cal St. Stanislaus 10, Montclair St. 9; Ithaca 10, Montclair St. 5. **Championship:** Cal St. Stanislaus 13, Ithaca 6.

1977 Northeast Regional: Brandeis 4 wins, 1 loss; Westfield St. 3-2; Ithaca 2-2; Eastern Conn. St. 1-2; North Adams St. 1-2; Pace 0-2. **South Regional:** Rowan 4-0; Lynchburg 3-2; Salisbury St. 2-2; Wm. Paterson 1-2; Maryville (Tenn.) 0-2; Methodist 0-2. **Midwest Regional:** Marietta 4-1; Widener 3-2; DePauw 2-2; Wooster 1-2; York (Pa.) 1-2; Wilkes 0-2. **West Regional:** Cal St. Stanislaus 3-0; Coe 2-2; St. Olaf 1-2; Lawrence 0-2.

Finals: Rowan 11, Brandeis 3; Cal St. Stanislaus 5, Marietta 3; Brandeis 11, Marietta 9; Cal St. Stanislaus 14, Rowan 1; Brandeis 13, Rowan 10. **Championship:** Cal St. Stanislaus 8, Brandeis 5.

1978 Northeast Regional: Ithaca 4 wins, 0 losses; Brandeis 3-2; Eastern Conn. St. 2-2; Rhode Island Col. 1-2; Pace 0-2; Westfield St. 0-2. **South Regional:** Rowan 5-1; Lynchburg 3-2; Salisbury St. 2-2; Montclair St. 1-2; Upsala 0-2; Stillman 0-2. **Midwest Regional:** Marietta 4-0; Wooster 3-2; Wilkes 2-2; Widener 1-2; Juniata 0-2; DePauw 0-2. **West Regional:** Cal St. Stanislaus 5-1; Ill. Wesleyan 3-2; Claremont-MS 2-2; St. Olaf 1-2; Coe 0-2; Minn.-Morris 0-2.

Finals: Rowan 4, Cal St. Stanislaus 3; Ithaca 7, Marietta 3; Marietta 5, Cal St. Stanislaus 4; Rowan 7, Ithaca 1; Marietta 11, Ithaca 4; Marietta 11, Rowan 10. **Championship:** Rowan 5, Marietta 3.

1979 Northeast Regional: Rhode Island Col. 4 wins, 1 loss; Eastern Conn. St. 4-2; Ithaca 2-2; Pace 1-2; Brandeis 0-2; Westfield St. 0-2. **South Regional:** Rowan 4-0; Col. of New Jersey 3-2; Upsala 2-2; Lynchburg 1-2; Stillman 0-2; Va. Wesleyan 0-2. **Midwest Regional:** Mansfield 4-1; Wooster 3-2; Ashland 2-2; Albion 1-2; Marietta 1-2; DePauw 0-2. **West Regional:** Cal St. Stanislaus 4-1; Claremont-MS 3-2; St. Olaf 2-2; Illinois Tech 1-2; Wis.-Oshkosh 1-2; Lawrence 0-2.

Finals: Rowan 7, Mansfield 3; Cal St. Stanislaus 12, Rhode Island Col. 4; Mansfield 13, Rhode Island Col. 0; Rowan 18, Cal St. Stanislaus 2; Cal St. Stanislaus 8, Mansfield 6. **Championship:** Rowan 3, Cal St. Stanislaus 0.

1980 Northeast Regional: Ithaca 4 wins, 0 losses; North Adams St. 3-2; Brandeis 2-2; Rhode Island Col. 1-2; Rochester 0-2; Eastern Conn. St. 0-2. **South Regional:** Upsala 4-1; Salisbury St. 3-2; Ramapo 2-2; Rowan 1-2; Lynchburg 1-2; Johns Hopkins 0-2. **Midwest Regional:** Marietta 4-0; Wooster 3-2; Ohio Northern 2-2; Mansfield 1-2; Juniata 0-2; Alma 0-2. **West Regional:** Wis.-Oshkosh 4-0; Buena Vista 2-2; Cal St. Stanislaus 2-2; Benedictine (Ill.) 1-2; Elmhurst 1-2; St. Olaf 0-2.

Finals: Upsala 7, Ithaca 4; Marietta 4, Wis.-Oshkosh 3; Ithaca 23, Wis.-Oshkosh 7; Marietta 17, Upsala 1; Ithaca 7, Upsala 1; Ithaca 5, Marietta 4. **Championship:** Ithaca 12, Marietta 5.

1981 Northeast Regional: Ithaca 5 wins, 1 loss; Eastern Conn. St. 3-2; Ramapo 2-2; Westfield St. 1-2; Queens (N.Y.) 0-2; Cortland St. 0-2. **Midwest Regional:** Marietta 5-1; Alma 3-2; York (Pa.) 2-2; Wooster 1-2; Monmouth (Ill.) 0-2; Ohio Northern 0-2. **South Regional:** N.C. Wesleyan 4-1; Lynchburg 3-2; Upsala 2-2; Wm. Paterson 1-2; Salisbury St. 1-2; Col. of New Jersey 0-2. **West Regional:** Wis.-Oshkosh 4-0; Elmhurst 2-2; Otterbein 2-2; Claremont-MS 1-2; St. Olaf 1-2; Buena Vista 0-2.

Finals: Wis.-Oshkosh 13, N.C. Wesleyan 3; Marietta 6, Ithaca 5; Ithaca 7, N.C. Wesleyan 6; Marietta 12, Wis.-Oshkosh 6; Ithaca 11, Wis.-Oshkosh 3. **Championship:** Marietta 14, Ithaca 12 (12 inn.).

1982 Northeast Regional: Eastern Conn. St. 3 wins, 0 losses; Brandeis 2-2; Oswego St. 1-2; Ithaca 0-2. **Mid-Atlantic Regional:** Wm. Paterson 4-1; Widener 2-2; Montclair St. 1-2; Upsala 0-2. **South Regional:** N.C. Wesleyan 3-1; Methodist 3-2; Lynchburg 1-2; Ramapo 0-2. **Midwest Regional:** Marietta 4-0; Ohio Northern 2-2; Albion 2-2; Elmhurst 1-2; York (Pa.) 1-2; Otterbein 0-2. **Midwest Regional:** Wis.-Oshkosh 4-1; St. Olaf 2-2; Washington (Mo.) 1-2; Neb. Wesleyan 0-2. **West Regional:** Cal St. Stanislaus 3-0; Occidental 0-3.

Finals: Marietta 5, N.C. Wesleyan 3; Wis.-Oshkosh 12, Wm. Paterson 11; Cal St. Stanislaus 5, Eastern Conn. St. 4; N.C. Wesleyan 11, Wm. Paterson 6; Eastern Conn. St. 4, Marietta 0; Cal St. Stanislaus 1, Wis.-Oshkosh 0; Marietta 7, Wis.-Oshkosh 2; Eastern Conn. St. 3, N.C. Wesleyan 2; Cal St. Stanislaus 4, Marietta 3; Eastern Conn. St. 9, Cal St. Stanislaus 8. **Championship:** Eastern Conn. St. 11, Cal St. Stanislaus 6.

1983 West Regional: Cal St. Stanislaus 3 wins, 2 losses; La Verne 2-3. **Northeast Regional:** Eastern Conn. St. 3-0; Ithaca 2-2; Ramapo 1-2; Worcester St. 0-2. **South Regional:** N.C. Wesleyan 4-1; Lynchburg 2-2; Methodist 1-2; Salisbury St. 0-2. **Midwest Regional:** Otterbein 3-1; Wis.-Oshkosh 3-2; Concordia-M'head 1-2; Washington (Mo.) 0-2. **Mid-Atlantic Regional:** Montclair St. 3-1; Wm. Paterson 3-2; Upsala 1-2; Salem St. 0-2. **Midwest Regional:** Marietta 4-0; North Park 3-2; Ohio Northern 2-2; Luther 1-2; Elizabethtown 0-2; Monmouth (Ill.) 0-2.

Finals: Cal St. Stanislaus 6, Montclair St. 5; N.C. Wesleyan 5, Eastern Conn. St. 4; Otterbein 5, Marietta 4; Eastern Conn. St. 6, Montclair St. 5; Marietta 13, Cal St. Stanislaus 12; N.C. Wesleyan 17, Otterbein 4; Otterbein 9, Cal St. Stanislaus 8; Marietta 12, Eastern Conn. St. 6; Otterbein 10, N.C. Wesleyan 9; Marietta 6, N.C. Wesleyan 4. **Championship:** Marietta 36, Otterbein 8.

1984 South Regional: Methodist 14, Frostburg St. 12; Rowan 7, N.C. Wesleyan 4; Rowan 16, Methodist 8; N.C. Wesleyan 8, Frostburg St. 1; Methodist 18, N.C. Wesleyan 4; Rowan 5, Methodist 3. **Mid-Atlantic Regional:** Ramapo 4, Westfield St. 0; Otterbein 3, Wm. Paterson 2; Ramapo 5, Otterbein 0; Wm. Paterson 9, Westfield St. 5; Wm. Paterson 18, Otterbein 3; Ramapo 21, Wm. Paterson 2. **Northeast Regional:** Montclair St. 5, Ithaca 4; Eastern Conn. St. 7, Brandeis 3; Montclair St. 13, Eastern Conn. St. 7; Ithaca 22, Brandeis 9; Eastern Conn. St. 11, Ithaca 10; Montclair St. 8, Eastern Conn. St. 4. **Midwest Regional:** Marietta 7, Calvin 0; North Park 8, John Carroll 2; Ohio Northern 3, Oswego St. 2; Oswego St. 18, Calvin 7; Marietta 7, John Carroll 6 (10 inn.); North Park 9, Ohio Northern 4; North Park 11, Marietta 7; Oswego St. 21, Ohio Northern 20; Marietta 10, Oswego St. 1; Marietta 8, North Park 7 (11 inn.); Marietta 8, North Park 7.

Midwest Regional: St. Olaf 14, Wis.-Whitewater 3; Wis.-Oshkosh 8, Luther 2; Wis.-Whitewater 5, Luther 3; Wis.-Oshkosh 10, St. Olaf 4; Wis.-Whitewater 9, St. Olaf 1; Wis.-Oshkosh 16, Wis.-Whitewater 5. **West Regional:** La Verne 20, Whittier 6; Whittier 9, La Verne 5; La Verne 13, Whittier 10; Whittier 4, La Verne 2; La Verne 18, Whittier 4.

Finals: Ramapo 7, Rowan 6; Wis.-Oshkosh 3, La Verne 2; Montclair St. 1, Marietta 0; Marietta 11, Rowan 9; La Verne 19, Montclair St. 11; Ramapo 7, Wis.-Oshkosh 5; Montclair St. 6, Wis.-Oshkosh 3; Marietta 7, La Verne 3; Ramapo 14, Montclair St. 7; Marietta 10, Ramapo 6. **Championship:** Ramapo 5, Marietta 4.

1985 Northeast Regional: Ithaca 12, Brandeis 2; Eastern Conn. St. 11, North Adams St. 5; Ithaca 18, Eastern Conn. St. 12; Brandeis 3, North Adams St. 0; Eastern Conn. St. 10, Brandeis 9; Ithaca 12, Eastern Conn. St. 4. **Mid-Atlantic Regional:** Ramapo 4, Methodist 1; Montclair St. 11, Swarthmore 2; Montclair St. 12, Ramapo 9;

Swarthmore 4, Methodist 3; Ramapo 5, Swarthmore 2; Ramapo 8, Montclair St. 5; Montclair St. 10, Ramapo 3. **South Regional:** Wm. Paterson 12, Va. Wesleyan 6; Col. of New Jersey 6, N.C. Wesleyan 4; Col. of New Jersey 10, Wm. Paterson 8; N.C. Wesleyan 7, Va. Wesleyan 6; Wm. Paterson 4, N.C. Wesleyan 1; Wm. Paterson 8, Col. of New Jersey 7 (10 inn.); Wm. Paterson 9, Col. of New Jersey 5.

Midwest Regional: Ohio Northern 9, Allegheny 4; Wooster 7, Maryville (Mo.) 2; Marietta 4, North Central 3; Allegheny 12, Maryville (Mo.) 4; North Central 11, Ohio Northern 0; Marietta 12, Wooster 5; Ohio Northern 8, Wooster 7; North Central 12, Allegheny 5; Marietta 16, Ohio Northern 1; Marietta 4, North Central 2. **Midwest Regional:** Luther 6, St. Olaf 1; Wis.-Oshkosh 10, Baldwin-Wallace 2; Luther 2, Wis.-Oshkosh 1; Baldwin-Wallace 6, St. Olaf 3; Wis.-Oshkosh 5, Baldwin-Wallace 3; Wis.-Oshkosh 12, Luther 2; Wis.-Oshkosh 12, Luther 4. **West Regional:** Redlands 15, La Verne 7; La Verne 5, Redlands 3; La Verne 21, Redlands 5; Redlands 2, La Verne 1; Redlands 4, La Verne 3.

Finals: Wm. Paterson 9, Wis.-Oshkosh 4; Ithaca 14, Redlands 3; Marietta 17, Montclair St. 11; Wis.-Oshkosh 8, Redlands 4; Montclair St. 13, Wm. Paterson 9; Ithaca 10, Marietta 7; Marietta 5, Wm. Paterson 4; Wis.-Oshkosh 8, Montclair St. 7; Marietta 14, Ithaca 10 (11 inn.); Wis.-Oshkosh 11, Ithaca 4. **Championship:** Wis.-Oshkosh 11, Marietta 6.

1986 Northeast Regional: North Adams St. 8, Eastern Conn. St. 4; Ithaca 4, Oswego St. 1; Ithaca 11, North Adams St. 2; Eastern Conn. St. 11, Oswego St. 0; Eastern Conn. St. 7, North Adams St. 1; Ithaca 4, Eastern Conn. St. 3. **Mid-Atlantic Regional:** Wm. Paterson 6, Upsala 4; Montclair St. 5, Johns Hopkins 4; Montclair St. 11, Wm. Paterson 0; Johns Hopkins 10, Wm. Paterson 8; Johns Hopkins 4, Upsala 0; Montclair St. 8, Johns Hopkins 4. **South Regional:** N.C. Wesleyan 9, Rowan 4; Methodist 12, Col. of New Jersey 7; Methodist 8, N.C. Wesleyan 3; Col. of New Jersey 4, Rowan 3; Col. of New Jersey 5, N.C. Wesleyan 4; Col. of New Jersey 7, Methodist 3; Methodist 10, Col. of New Jersey 6.

Midwest Regional: Baldwin-Wallace 5, North Central 0; MacMurray 6, Wooster 5; Marietta 9, Ohio Wesleyan 7; Wooster 10, Ohio Wesleyan 7; North Central 12, Marietta 6; MacMurray 8, Baldwin-Wallace 5; Marietta 8, Baldwin-Wallace 4; North Central 8, Wooster 0; Marietta 15, MacMurray 8; North Central 12, MacMurray 4; Marietta 13, North Central 11. **Midwest Regional:** Wis.-Oshkosh 9, Augsburg 2; William Penn 5, St. Thomas (Minn.) 4; Wis.-Oshkosh 11, William Penn 1; St. Thomas (Minn.) 7, Augsburg 6; St. Thomas (Minn.) 6, William Penn 5; Wis.-Oshkosh 5, St. Thomas (Minn.) 4. **West Regional:** Cal St. Stanislaus 7, UC San Diego 3; Cal St. Stanislaus 7, UC San Diego 5; Cal St. Stanislaus 6, UC San Diego 5.

Finals: Montclair St. 7, Cal St. Stanislaus 5; Marietta 12, Methodist 6; Ithaca 12, Wis.-Oshkosh 9; Methodist 12, Cal St. Stanislaus 8; Montclair St. 12, Wis.-Oshkosh 3; Ithaca 18, Marietta 12; Marietta 18, Methodist 14; Ithaca 14, Montclair St. 12; Marietta 9, Montclair St. 4; Marietta 7, Ithaca 2. **Championship:** Marietta 11, Ithaca 6.

1987 Northeast Regional: Southern Me. 14, Brandeis 9; Ithaca 7, Eastern Conn. St. 6 (10 inn.); Eastern Conn. St. 3, Brandeis 1; Southern Me. 11, Ithaca 8; Eastern Conn. St. 13, Ithaca 2; Eastern Conn. St. 23, Southern Me. 3; Eastern Conn. St. 10, Southern Me. 3. **Mid-Atlantic Regional:** Upsala 8, Wm. Paterson 3; Wm. Paterson 11, North Adams St. 8; Montclair St. 11, North Adams St. 5; Montclair St. 17, Upsala 2; Upsala 6, Wm. Paterson 4; Montclair St. 16, Upsala 15 (10 inn.). **South Regional:** N.C. Wesleyan 6, Frostburg St. 1; Col. of New Jersey 7, Methodist 5; Methodist 6, Frostburg St. 1; N.C. Wesleyan 11, Col. of New Jersey 2; Methodist 11, Col. of New Jersey 0; Methodist 8, N.C. Wesleyan 3; N.C. Wesleyan 7, Methodist 3. **Midwest Regional:** North Park 2, Aurora 1; Marietta 4, Ohio Wesleyan 3; North Central 7, Wooster 3; Aurora 5, Ohio Wesleyan 2; Wooster 11, North Park 5; Marietta 11, North Central 3; North Central 14, North Park 9;

Aurora 5, Wooster 3; North Central 5, Marietta 3; Aurora 6, Marietta 0; North Central 5, Aurora 4.
Midwest Regional: William Penn 5, Augsburg 0; Wis.-Oshkosh 6, St. Olaf 4; Augsburg 7, St. Olaf 6; Wis.-Oshkosh 5, William Penn 1; William Penn 6, Augsburg 4; Wis.-Oshkosh 20, William Penn 5.
West Regional: UC San Diego 11, La Verne 4; UC San Diego 11, La Verne 5; UC San Diego 10, La Verne 6.

Finals: Montclair St. 10, Eastern Conn. St. 8; Wis.-Oshkosh 16, North Central 1; N.C. Wesleyan 6, UC San Diego 5; Eastern Conn. St. 6, North Central 3; Montclair St. 9, UC San Diego 4 (11 inn.); Wis.-Oshkosh 11, N.C. Wesleyan 6; N.C. Wesleyan 4, Eastern Conn. St. 3; Montclair St. 13, Wis.-Oshkosh 4; Wis.-Oshkosh 10, N.C. Wesleyan 9.
Championship: Montclair St. 13, Wis.-Oshkosh 12 (10 inn.).

1988 Northeast Regional: Ithaca 6, Ramapo 5 (10 inn.); Mass.-Dartmouth 13, Eastern Conn. St. 6; Eastern Conn. St. 11, Ramapo 6; Ithaca 16, Mass.-Dartmouth 3; Eastern Conn. St. 2, Mass.-Dartmouth 0; Ithaca 9, Eastern Conn. St. 3.
Mid-Atlantic Regional: Montclair St. 12, Southern Me. 5; Wm. Paterson 4, Gettysburg 3 (13 inn.); Gettysburg 6, Southern Me. 0; Wm. Paterson 13, Montclair St. 3; Montclair St. 8, Gettysburg 7 (12 inn.); Wm. Paterson 4, Montclair St. 3.
South Regional: Methodist 14, Kean 2; Ferrum 9, N.C. Wesleyan 8; N.C. Wesleyan 2, Kean 1; Methodist 1, Ferrum 0; N.C. Wesleyan 1, Ferrum 0; Methodist 9, N.C. Wesleyan 1.
Mideast Regional: Elmhurst 1, Wooster 0; Baldwin-Wallace 8, Elizabethtown 4; Marietta 9, North Park 5; Wooster 12, Elizabethtown 6; North Park 13, Elmhurst 3; Marietta 12, Baldwin-Wallace 8; Elmhurst 12, Baldwin-Wallace 6; North Park 13, Wooster 7; Marietta 7, Elmhurst 2; Marietta 4, North Park 0.
Midwest Regional: William Penn 9, Wis.-Stevens Point 5; Wis.-Oshkosh 27, St. Olaf 8; Wis.-Stevens Point 11, St. Olaf 8; Wis.-Oshkosh 5, William Penn 2; William Penn 18, Wis.-Stevens Point 5; Wis.-Oshkosh 22, William Penn 5.
West Regional: Cal St. Stanislaus 16, Claremont-M-S 1; Cal St. Stanislaus 6, Claremont-M-S 3; Cal St. Stanislaus 7, Claremont-M-S 3.

Finals: Cal St. Stanislaus 11, Marietta 6; Wis.-Oshkosh 10, Wm. Paterson 6; Ithaca 6, Methodist 4; Marietta 8, Wm. Paterson 3; Methodist 2, Cal St. Stanislaus 1 (13 inn.); Ithaca 3, Wis.-Oshkosh 2; Wis.-Oshkosh 4, Cal St. Stanislaus 3; Marietta 3, Methodist 2; Wis.-Oshkosh 11, Ithaca 3; Ithaca 7, Marietta 3.
Championship: Ithaca 7, Wis.-Oshkosh 5.

1989 Mid-Atlantic Regional: Montclair St. 16, Rochester 1; N.C. Wesleyan 4, Wm. Paterson 1; Wm. Paterson 6, Rochester 1; N.C. Wesleyan 7, Montclair St. 6; Wm. Paterson 6, Montclair St. 5; N.C. Wesleyan 5, Wm. Paterson 4.
South Regional: Allegheny 4, Methodist 3; Johns Hopkins 8, Ferrum 1; Ferrum 11, Methodist 4; Johns Hopkins 8, Allegheny 4; Ferrum 9, Allegheny 3; Ferrum 6, Johns Hopkins 5; Johns Hopkins 10, Ferrum 2.
Midwest Regional: Wis.-Whitewater 9, William Penn 2; Wis.-Oshkosh 3, St. Olaf 2; St. Olaf 13, William Penn 11 (13 inn.); Wis.-Whitewater 9, Wis.-Oshkosh 6; Wis.-Oshkosh 11, St. Olaf 3; Wis.-Oshkosh 36, Wis.-Whitewater 10; Wis.-Whitewater 11, Wis.-Oshkosh 6.
West Regional: Cal St. Stanislaus 3, UC San Diego 1; Cal St. Stanislaus 4, UC San Diego 0; Cal St. Stanislaus 13, UC San Diego 7.
Northeast Regional: Ithaca 9, Bridgewater St. 3; Southern Me. 5, Eastern Conn. St. 2; Eastern Conn. St. 10, Bridgewater St. 8; Southern Me. 7, Ithaca 4; Eastern Conn. St. 11, Ithaca 3; Southern Me. 6, Eastern Conn. St. 5 (11 inn.).
Mideast Regional: Wooster 16, Marietta 10; Ill. Wesleyan 7, Aurora 6; Otterbein 11, Benedictine (Ill.) 7; Marietta 16, Benedictine (Ill.) 4; Wooster 10, Aurora 4; Ill. Wesleyan 7, Otterbein 5; Marietta 12, Otterbein 3; Wooster 12, Ill. Wesleyan 10; Marietta 13, Ill. Wesleyan 1; Marietta 9, Wooster 6; Wooster 4, Marietta 0.

Finals: N.C. Wesleyan 11, Johns Hopkins 3; Cal St. Stanislaus 3, Wis.-Whitewater 2; Southern Me. 12,

Wooster 6; Johns Hopkins 5, Wis.-Whitewater 2; N.C. Wesleyan 10, Wooster 2; Cal St. Stanislaus 5, Southern Me. 0; Johns Hopkins 10, Southern Me. 7; Cal St. Stanislaus 11, N.C. Wesleyan 9; N.C. Wesleyan 6, Johns Hopkins 2; N.C. Wesleyan 3, Cal St. Stanislaus 0.
Championship: N.C. Wesleyan 8, Cal St. Stanislaus 7 (13 inn.).

1990 Northeast Regional: Eastern Conn. St. 5, Ithaca 3; Southern Me. 17, Bridgewater St. 8; Ithaca 8, Bridgewater St. 6; Eastern Conn. St. 7, Southern Me. 4; Ithaca 7, Southern Me. 6; Eastern Conn. St. 4, Ithaca 3 (11 inn.).
Mid-Atlantic Regional: Rutgers-Newark 10, Ferrum 8; Montclair St. 8, Rensselaer 4; Ferrum 3, Rensselaer 2; Montclair St. 13, Rutgers-Newark 7; Rutgers-Newark 3, Ferrum 2; Montclair St. 17, Rutgers-Newark 2.
South Regional: N.C. Wesleyan 9, Juniata 0; Methodist 10, Col. of New Jersey 5; Col. of New Jersey 12, Juniata 0; Methodist 14, N.C. Wesleyan 8; N.C. Wesleyan 12, Col. of New Jersey 7; N.C. Wesleyan 5, Methodist 4; N.C. Wesleyan 9, Methodist 7 (10 inn.).
Mideast Regional: North Park 10, Ohio Wesleyan 9; Wooster 8, Otterbein 3; Aurora 6, Marietta 5; Marietta 26, North Park 16; Aurora 4, Wooster 3; Ohio Wesleyan 11, Otterbein 10; North Park 11, Wooster 7; Marietta 8, Ohio Wesleyan 1; Aurora 9, North Park 7; Aurora 15, Marietta 5.
Midwest Regional: Wis.-Whitewater 21, Simpson 3; Wis.-Oshkosh 9, William Penn 4; Simpson 13, William Penn 10; Wis.-Oshkosh 16, Wis.-Whitewater 9; Wis.-Whitewater 6, Simpson 4; Wis.-Oshkosh 10, Wis.-Whitewater 3.
West Regional: Cal St. San B'dino 9, Claremont-M-S 6; Cal St. San B'dino 11, Claremont-M-S 8; Cal St. San B'dino 6, Claremont-M-S 4.

Finals: Eastern Conn. St. 8, Cal St. San B'dino 4; Aurora 7, Montclair St. 6; N.C. Wesleyan 4, Wis.-Oshkosh 3 (10 inn.); Cal St. San B'dino 17, Montclair St. 3; Eastern Conn. St. 7, Wis.-Oshkosh 4; Aurora 8, N.C. Wesleyan 7; Eastern Conn. St. 4, Aurora 0; N.C. Wesleyan 10, Cal St. San B'dino 6; Aurora 12, N.C. Wesleyan 9.
Championship: Eastern Conn. St. 8, Aurora 1.

1991 Northeast Regional: Bridgewater St. 5, Eastern Conn. St. 4; Southern Me. 21, Mass.-Dartmouth 4; Eastern Conn. St. 12, Mass.-Dartmouth 8; Southern Me. 5, Bridgewater St. 4; Eastern Conn. St. 11, Bridgewater St. 7; Eastern Conn. St. 8, Southern Me. 5; Southern Me. 11, Eastern Conn. St. 5.
New York Regional: Montclair St. 19, St. Lawrence 11; Ithaca 8, Staten Island 7; Staten Island 6, St. Lawrence 5; Ithaca 8, Montclair St. 6; Staten Island 8, Montclair St. 3; Staten Island 11, Ithaca 8; Ithaca 6, Staten Island 3.
Mid-Atlantic Regional: Col. of New Jersey 5, York (Pa.) 3; Wm. Paterson 5, Elizabethtown 4; York (Pa.) 8, Elizabethtown 7; Col. of New Jersey 7, Wm. Paterson 2; Wm. Paterson 5, York (Pa.) 2; Wm. Paterson 6, Col. of New Jersey 3; Col. of New Jersey 10, Wm. Paterson 2.
South Regional: Methodist 6, Mary Washington 5; N.C. Wesleyan 3, Hampden-Sydney 2; Hampden-Sydney 12, Mary Washington 6; Methodist 13, N.C. Wesleyan 2; N.C. Wesleyan 14, Hampden-Sydney 8; N.C. Wesleyan 8, Methodist 5; Methodist 7, N.C. Wesleyan 2.
Mideast Regional: Wooster 14, Baldwin-Wallace 13; Marietta 13, Ferrum 4; Ferrum 13, Baldwin-Wallace 3; Marietta 11, Wooster 3; Ferrum 6, Wooster 4; Marietta 9, Ferrum 6.
Midwest Regional: Wis.-Whitewater 4, Carleton 3; Wis.-Oshkosh 7, St. Olaf 6 (10 inn.); St. Olaf 11, Carleton 7; Wis.-Whitewater 3, Wis.-Oshkosh 2; Wis.-Oshkosh 6, St. Olaf 3; Wis.-Oshkosh 8, Wis.-Whitewater 1; Wis.-Oshkosh 9, Wis.-Whitewater 0.
West Regional: Cal St. San B'dino 11, Redlands 0; Cal St. San B'dino 31, Redlands 5; Cal St. San B'dino 10, Redlands 5.
Central Regional: North Central 6, Ohio Wesleyan 5; Simpson 20, Benedictine (Ill.) 9; William Penn 5, Aurora 3; Benedictine (Ill.) 3, Ohio Wesleyan 2 (12 inn.); Aurora 9, North Central 6; Simpson 19, William Penn 9; North Central 10, William Penn 7; Benedictine (Ill.) 6, Aurora 3; North Central 6, Simpson 5; Simpson 3, Benedictine (Ill.) 0; Simpson 13, North Central 2.

Finals: Cal St. San B'dino 4, Methodist 3; Southern

Me. 6, Simpson 4; Marietta 7, Wis.-Oshkosh 3; Col. of New Jersey 14, Ithaca 10; Methodist 13, Simpson 2; Wis.-Oshkosh 5, Ithaca 0; Southern Me. 15, Cal St. San B'dino 3; Col. of New Jersey 4, Marietta 1; Methodist 8, Cal St. San B'dino 7; Wis.-Oshkosh 10, Marietta 7; Southern Me. 12, Methodist 3; Wis.-Oshkosh 4, Col. of New Jersey 1; Col. of New Jersey 11, Wis.-Oshkosh 7.
Championship: Southern Me. 9, Col. of New Jersey 0.

1992 Northeast Regional: Mass.-Dartmouth 10, Bridgewater St. 3; Southern Me. 6, Brandeis 2; Brandeis 6, Bridgewater St. 5; Southern Me. 21, Mass.-Dartmouth 4; Mass.-Dartmouth 8, Brandeis 5; Mass.-Dartmouth 4, Southern Me. 2; Southern Me. 13, Mass.-Dartmouth 1.
New York Regional: Staten Island 2, Rensselaer 0; Ithaca 6, Hobart 2; Rensselaer 10, Hobart 0; Staten Island 5, Ithaca 3; Ithaca 7, Rensselaer 1; Ithaca 5, Staten Island 1; Ithaca 7, Staten Island 3.
Mid-Atlantic Regional: York (Pa.) 3, Col. of New Jersey 1; Montclair St. 4, Johns Hopkins 2; Wm. Paterson 4, Susquehanna 2; Col. of New Jersey 3, Johns Hopkins 2; York (Pa.) 4, Susquehanna 1; Wm. Paterson 9, Montclair St. 4; Wm. Paterson 3, York (Pa.) 1; Montclair St. 7, Col. of New Jersey 1; Montclair St. 6, York (Pa.) 5; Wm. Paterson 5, Montclair St. 2.
South Regional: Methodist 6, N.C. Wesleyan 2; Ferrum 9, Mary Washington 4; N.C. Wesleyan 3, Mary Washington 2 (14 inn.); Ferrum 3, Methodist 2; Methodist 2, N.C. Wesleyan 0; Methodist 14, Ferrum 3; Methodist 8, Ferrum 4.
Mideast Regional: Muskingum 3, Ohio Wesleyan 2; Marietta 6, Rose-Hulman 0; Ohio Wesleyan 11, Rose-Hulman 8; Marietta 1, Muskingum 0; Ohio Wesleyan 13, Muskingum 6; Ohio Wesleyan 5, Marietta 4; Marietta 12, Ohio Wesleyan 11.
Midwest Regional: Carthage 2, St. Olaf 0; Wis.-Oshkosh 3, Concordia-M'head 2 (10 inn.); St. Olaf 11, Concordia-M'head 6; Carthage 5, Wis.-Oshkosh 1; Wis.-Oshkosh 7, St. Olaf 5; Wis.-Oshkosh 6, Carthage 0; Wis.-Oshkosh 6, Carthage 5.
West Regional: Cal Lutheran 5, UC San Diego 4 (10 inn.); UC San Diego 2, Cal Lutheran 1 (10 inn.); Cal Lutheran 8, UC San Diego 7; Cal Lutheran 10, UC San Diego 0.
Central Regional: Aurora 4, Simpson 1; William Penn 3, Washington (Mo.) 2; Washington (Mo.) 9, Simpson 3; William Penn 22, Aurora 1; Aurora 9, Washington (Mo.) 3; Aurora 7, William Penn 2; Aurora 3, William Penn 2.

Finals: Wm. Paterson 8, Marietta 6; Ithaca 8, Aurora 1; Methodist 6, Wis.-Oshkosh 3; Cal Lutheran 5, Southern Me. 3; Marietta 5, Aurora 4; Wis.-Oshkosh 6, Southern Me. 5; Wm. Paterson 4, Ithaca 3; Methodist 4, Cal Lutheran 2; Ithaca 6, Marietta 1; Cal Lutheran 5, Wis.-Oshkosh 2; Wm. Paterson 8, Ithaca 4; Cal Lutheran 7, Methodist 4; Cal Lutheran 2, Methodist 0.
Championship: Wm. Paterson 3, Cal Lutheran 1.

1993 New England Regional: Mass.-Dartmouth 8, Southern Me. 0; Eastern Conn. St. 7, Brandeis 2; Southern Me. 12, Brandeis 2; Eastern Conn. St. 4, Mass.-Dartmouth 1; Southern Me. 8, Mass.-Dartmouth 7; Eastern Conn. St. 5, Southern Me. 3.
New York Regional: Cortland St. 3, Rensselaer 1; Ithaca 10, Col. of New Jersey 8; Rensselaer 8, Col. of New Jersey 7 (11 inn.); Ithaca 11, Cortland St. 3; Rensselaer 5, Cortland St. 2; Ithaca 8, Rensselaer 6.
Mid-Atlantic Regional: Montclair St. 4, Johns Hopkins 3; Rowan 8, Elizabethtown 4; Wm. Paterson 6, Mary Washington 4; Johns Hopkins 10, Elizabethtown 4; Montclair St. 10, Mary Washington 4; Rowan 8, Wm. Paterson 2; Montclair St. 13, Rowan 6; Wm. Paterson 12, Johns Hopkins 11 (10 inn.); Rowan 9, Wm. Paterson 8 (10 inn.); Montclair St. 19, Rowan 6.
South Regional: Guilford 1, Ferrum 0; N.C. Wesleyan 3, Methodist 0; Ferrum 2, Methodist 0; N.C. Wesleyan 4, Guilford 2; Ferrum 10, Guilford 5; N.C. Wesleyan 5, Ferrum 3.
Mideast Regional: Marietta 5, Ohio Wesleyan 4; Anderson (Ind.) 9, Allegheny 4; Ohio Wesleyan 9, Allegheny 8; Anderson (Ind.) 7, Marietta 2; Ohio Wesleyan 7, Marietta 3; Ohio Wesleyan 11, Anderson (Ind.) 3; Anderson (Ind.) 9, Ohio Wesleyan 2.
Midwest Regional: Concordia-M'head 5, Wis.-Whitewater 0; Wis.-Oshkosh 6, St. Mary's (Minn.) 0;

St. Mary's (Minn.) 5, Wis.-Whitewater 3; Wis.-Oshkosh 3, Concordia-M'head 1; St. Mary's (Minn.) 12, Concordia-M'head 7; St. Mary's (Minn.) 4, Wis.-Oshkosh 2; Wis.-Oshkosh 5, St. Mary's (Minn.) 2. **West Regional:** Cal Lutheran 23, Redlands 2; Cal Lutheran 5, Redlands 0; Cal Lutheran 9, Redlands 2. **Central Regional:** Carthage 12, Benedictine (Ill.) 6; Upper Iowa 5, Aurora 1; Aurora 8, Benedictine (Ill.) 2; Carthage 8, Upper Iowa 3; Aurora 5, Upper Iowa 3; Carthage 5, Aurora 4. **Finals:** Wis.-Oshkosh 8, Eastern Conn. St. 4; Ithaca 7, Cal Lutheran 6; Montclair St. 5, Carthage 1; Anderson (Ind.) 7, N.C. Wesleyan 4; Eastern Conn. St. 1, Cal Lutheran 0; Carthage 8, N.C. Wesleyan 4; Wis.-Oshkosh 3, Ithaca 2; Montclair St. 5, Anderson (Ind.) 1; Carthage 8, Ithaca 7 (10 inn.); Eastern Conn. St. 9, Anderson (Ind.) 7; Montclair St. 6, Wis.-Oshkosh 2; Wis.-Oshkosh 5, Carthage 2; Montclair St. 5, Eastern Conn. St. 0. **Championship:** Montclair St. 3, Wis.-Oshkosh 1.

1994 New England Regional: Southern Me. 5, Salem St. 4; Wesleyan (Conn.) 7, Mass.-Dartmouth 3; Mass.-Dartmouth 6, Salem St. 2; Wesleyan (Conn.) 7, Southern Me. 4; Southern Me. 5, Mass.-Dartmouth 0; Wesleyan (Conn.) 10, Southern Me. 4. **New York Regional:** Ithaca 5, Hartwick 0; Rensselaer 7, Cortland St. 5; Cortland St. 7, Hartwick 5; Ithaca 8, Rensselaer 1; Rensselaer 10, Cortland St. 2; Ithaca 7, Rensselaer 6 (10 inn.). **Mid-Atlantic Regional:** Col. of New Jersey 6, Elizabethtown 1; Johns Hopkins 3, Rutgers-Newark 2; Montclair St. 9, Eastern Conn. St. 0; Elizabethtown 7, Rutgers-Newark 6; Col. of New Jersey 6, Eastern Conn. St. 5; Montclair St. 11, Johns Hopkins 2; Montclair St. 15, Col. of New Jersey 4; Elizabethtown 5, Johns Hopkins 3; Col. of New Jersey 6, Elizabethtown 5 (10 inn.); Col. of New Jersey 3, Montclair St. 2 (11 inn.); Montclair St. 10, Col. of New Jersey 4. **South Regional:** N.C. Wesleyan 12, Bridgewater (Va.) 0; Ferrum 5, Mary Washington 3; Mary Washington 4, Bridgewater (Va.) 3; N.C. Wesleyan 8, Ferrum 1; Mary Washington 5, Ferrum 4; N.C. Wesleyan 18, Mary Washington 2. **Midwest Regional:** Wooster 10, Ohio Wesleyan 3; Wittenberg 7, Marietta 3; Ohio Wesleyan 7, Marietta 5; Wittenberg 4, Wooster 2; Wooster 6, Ohio Wesleyan 5; Wooster 9, Wittenberg 7; Wooster 7, Wittenberg 5 (11 inn.). **Midwest Regional:** St. John's (Minn.) 4, Wis.-Eau Claire 3; Wis.-Oshkosh 9, St. Olaf 4; St. Olaf 12, Wis.-Eau Claire 1; Wis.-Oshkosh 18, St. John's (Minn.) 3; St. Olaf 13, St. John's (Minn.) 7; Wis.-Oshkosh 9, St. Olaf 1. **West Regional:** Cal Lutheran 5, UC San Diego 3; Cal Lutheran 11, UC San Diego 0; UC San Diego 10, Cal Lutheran 7; UC San Diego 11, Cal Lutheran 3; UC San Diego 8, Cal Lutheran 5. **Central Regional:** Simpson 5, North Central 4; Carthage 9, Aurora 5; North Central 4, Aurora 2; Carthage 6, Simpson 5 (11 inn.); Simpson 5, North Central 3; Carthage 11, Simpson 5. **Finals:** Wis.-Oshkosh 9, Ithaca 2; Montclair St. 5, N.C. Wesleyan 1; Wesleyan (Conn.) 3, Wooster 1; Carthage 4, UC San Diego 3; N.C. Wesleyan 11, Ithaca 5; UC San Diego 3, Wooster 2; Wis.-Oshkosh 11, Montclair St. 0; Wesleyan (Conn.) 6, Carthage 3; UC San Diego 10, Montclair St. 4; Carthage 8, N.C. Wesleyan 7 (11 inn.); Wis.-Oshkosh 12, Wesleyan (Conn.) 3; Wesleyan (Conn.) 5, UC San Diego 1; Wis.-Oshkosh 11, Carthage 0. **Championship:** Wis.-Oshkosh 6, Wesleyan (Conn.) 2.

1995 South Regional: N.C. Wesleyan 7, Millsaps 2; Methodist 11, Bridgewater (Va.) 3; Millsaps 5, Bridgewater (Va.) 4 (11 inn.); Methodist 7, N.C. Wesleyan 5; N.C. Wesleyan 16, Millsaps 6; N.C. Wesleyan 8, Methodist 6; Methodist 8, N.C. Wesleyan 0. **New England Regional:** North Adams St. 3, Tufts 2; Eastern Conn. St. 10, Southern Me. 1; Southern Me. 15, Tufts 4; Eastern Conn. St. 13, North Adams St. 7; Southern Me. 10, North Adams St. 0; Southern Me. 5, Eastern Conn. St. 2; Eastern Conn. St. 7, Southern Me. 3. **New York Regional:** Stony Brook 4, Cortland St. 1; Rensselaer 7, Ithaca 5; Cortland St. 5, Ithaca 3; Rensselaer 15, Stony Brook 6; Cortland St. 5, Stony Brook 0; Cortland St. 6, Rensselaer 5; Cortland St. 12, Rensselaer 6. **West Regional:** La Verne 6, Cal

Lutheran 5; La Verne 5, Cal Lutheran 2; La Verne 13, Cal Lutheran 1. **Midwest Regional:** Concordia-M'head 8, St. Thomas (Minn.) 3; Wis.-Oshkosh 10, Benedictine (Ill.) 7; Benedictine (Ill.) 8, St. Thomas (Minn.) 7; Wis.-Oshkosh 4, Concordia-M'head 2; Concordia-M'head 14, Benedictine (Ill.) 8; Wis.-Oshkosh 15, Concordia-M'head 6. **Midwest Regional:** Wooster 11, Anderson (Ind.) 10; Marietta 12, Ohio Northern 3; Marietta 10, Wooster 7; Anderson 6, Ohio Northern 0; Anderson (Ind.) 6, Wooster 4; Marietta 10, Anderson (Ind.) 3. **Mid-Atlantic Regional:** Wm. Paterson 6, Susquehanna 3; Frank. & Marsh. 17, Alvernia 0; Montclair St. 7, York (Pa.) 3; Susquehanna 10, Alvernia 4; Wm. Paterson 5, York (Pa.) 1; Frank. & Marsh. 9, Montclair St. 8; Wm. Paterson 7, Frank. & Marsh. 3; Montclair St. 19, Susquehanna 11; Montclair St. 10, Frank. & Marsh. 3; Wm. Paterson 7, Montclair St. 3. **Central Regional:** Aurora 6, Upper Iowa 2; Carthage 3, William Penn 0; Upper Iowa 7, William Penn 6; Carthage 17, Upper Iowa 5; Aurora 9, Carthage 5; Carthage 8, Aurora 7; Carthage 7, Aurora 4. **Finals:** Methodist 7, Eastern Conn. St. 4; Wis.-Oshkosh 7, Carthage 2; La Verne 8, Wm. Paterson 3; Marietta 11, Cortland St. 10; Carthage 12, Eastern Conn. St. 6; Wm. Paterson 16, Cortland St. 10; La Verne 5, Marietta 3; Methodist 4, Wis.-Oshkosh 3; Carthage 11, Marietta 7; La Verne 8, Methodist 7 (10 inn.); Wis.-Oshkosh 10, La Verne 5; Methodist 12, Carthage 2; Methodist 9, Wis.-Oshkosh 3. **Championship:** La Verne 5, Methodist 3.

1996 Central Regional: Upper Iowa 6, MacMurray 4; Aurora 3, Carthage 2; MacMurray 8, Carthage 2; Upper Iowa 8, Aurora 2; MacMurray 7, Aurora 4; Upper Iowa 18, MacMurray 5. **Mid-Atlantic Regional:** Wm. Paterson 13, Amherst 7; Montclair St. 5, FDU-Madison 2; Rowan 6, York (Pa.) 3; Amherst 16, FDU-Madison 4; Wm. Paterson 6, York (Pa.) 3; Rowan 3, Montclair St. 2 (10 inn.); Wm. Paterson 9, Rowan 1; Montclair St. 13, Amherst 12; Montclair St. 10, Rowan 7; Wm. Paterson 9, Montclair St. 4. **Midwest Regional:** Ohio Wesleyan 10, Rose-Hulman 2; Marietta 9, Allegheny 1; Marietta 7, Ohio Wesleyan 6; Allegheny 12, Rose-Hulman 9; Allegheny 9, Ohio Wesleyan 2; Allegheny 13, Marietta 9; Marietta 19, Allegheny 15. **Midwest Regional:** Wis.-Oshkosh 10, Wis.-River Falls 7; St. Thomas (Minn.) 5, Southwestern (Tex.) 1; Wis.-Oshkosh 6, St. Thomas (Minn.) 5; Southwestern (Tex.) 6, Wis.-River Falls 5; St. Thomas (Minn.) 7, Southwestern (Tex.) 3; Wis.-Oshkosh 21, St. Thomas (Minn.) 10. **New England Regional:** Bridgewater St. 6, Brandeis 2; Southern Me. 4, Eastern Conn. St. 3; Eastern Conn. St. 3, Brandeis 2; Bridgewater St. 9, Southern Me. 2; Eastern Conn. St. 4, Southern Me. 2; Bridgewater St. 16, Eastern Conn. St. 12 (10 inn.). **New York Regional:** Cortland St. 5, Oswego St. 3; Rensselaer 6, John Jay 2; Rensselaer 7, Cortland St. 2; Oswego St. 2, John Jay 1; Cortland St. 7, Oswego St. 6; Rensselaer 10, Cortland St. 9 (11 inn.). **South Regional:** Ferrum 4, Emory 3 (11 inn.); Methodist 8, Millsaps 7; Methodist 13, Ferrum 6; Millsaps 12, Emory 8; Ferrum 14, Millsaps 13; Methodist 8, Ferrum 4. **West Regional:** Claremont-M-S 17, Cal Lutheran 4; Cal Lutheran 15, Claremont-M-S 3; Cal Lutheran 13, Claremont-M-S 3; Claremont-M-S 8, Cal Lutheran 3; Cal Lutheran 8, Claremont-M-S 0.

Finals: Upper Iowa 6, Marietta 5 (13 inn.); Wm. Paterson 12, Bridgewater St. 4; Methodist 8, Rensselaer 7; Wis.-Oshkosh 4, Cal Lutheran 0; Bridgewater St. 5, Marietta 3; Cal Lutheran 10, Rensselaer 5; Wm. Paterson 2, Upper Iowa 1 (10 inn.); Wis.-Oshkosh 11, Methodist 5; Bridgewater St. 10, Methodist 4; Cal Lutheran 3, Upper Iowa 1; Wm. Paterson 6, Wis.-Oshkosh 1; Bridgewater St. 9, Wis.-Oshkosh 7; Cal Lutheran 3, Wm. Paterson 2; Cal Lutheran 3, Bridgewater St. 1. **Championship:** Wm. Paterson 6, Cal Lutheran 5.

1997 Midwest Regional: Allegheny 13, Wooster 11; Ohio Wesleyan 8, Marietta 2; Allegheny 12, Ohio Wesleyan 9 (10 inn.); Wooster 5, Marietta 3; Wooster 12, Ohio Wesleyan 6; Wooster 7, Allegheny 3; Wooster 7, Allegheny 4. **New York**

Regional: Cortland St. 8, Old Westbury 5; Rensselaer 4, Ithaca 2; Cortland St. 6, Rensselaer 1; Ithaca 13, Old Westbury 4; Rensselaer 7, Ithaca 5; Cortland St. 6, Rensselaer 5. **New England Regional:** Amherst 8, Brandeis 3; Southern Me. 6, Eastern Conn. St. 3; Southern Me. 23, Amherst 3; Eastern Conn. St. 19, Brandeis 12; Eastern Conn. St. 16, Amherst 12; Southern Me. 4, Eastern Conn. St. 1. **South Regional:** N.C. Wesleyan 8, Va. Wesleyan 0; Emory 7, Mary Washington 6; N.C. Wesleyan 18, Emory 4; Va. Wesleyan 9, Mary Washington 8; Va. Wesleyan 5, Emory 4; N.C. Wesleyan 12, Va. Wesleyan 5. **Mid-Atlantic Regional:** Allentown 6, Wm. Paterson 4; Montclair St. 12, Johns Hopkins 11; Bridgewater St. 4, Rowan 2; Wm. Paterson 6, Johns Hopkins 2; Rowan 8, Allentown 6; Montclair St. 17, Bridgewater St. 6; Bridgewater St. 9, Allentown 5; Wm. Paterson 5, Rowan 1; Bridgewater St. 9, Montclair St. 8; Montclair St. 10, Wm. Paterson 4; Bridgewater St. 13, Montclair St. 8. **Central Regional:** MacMurray 10, Aurora 7; Carthage 3, Wartburg 2; Carthage 15, MacMurray 7; Aurora 22, Wartburg 11; Aurora 9, MacMurray 4; Aurora 12, Carthage 6; Carthage 15, Aurora 10 (10 inn.). **Midwest Regional:** Wis.-Stevens Point 3, St. Thomas (Minn.) 2; Wis.-Oshkosh 6, Southwestern (Tex.) 2; Wis.-Oshkosh 13, Wis.-Stevens Point 2; Southwestern (Tex.) 7, St. Thomas (Minn.) 6; Wis.-Stevens Point 6, Southwestern (Tex.) 5; Wis.-Stevens Point 10, Wis.-Oshkosh 6; Wis.-Stevens Point 6, Wis.-Oshkosh 5. **West Regional:** Chapman 7, Cal Lutheran 4; Chapman 14, Cal Lutheran 7; Cal Lutheran 10, Chapman 9; Cal Lutheran 5, Chapman 4 (10 inn.); Chapman 20, Cal Lutheran 7. **Finals:** Carthage 6, Cortland St. 4; Wis.-Stevens Point 9, Bridgewater St. 3; Southern Me. 7, Wooster 1; N.C. Wesleyan 4, Chapman 3 (13 inn.); Cortland St. 12, Bridgewater St. 5; Wooster 19, Chapman 6; Carthage 12, Wis.-Stevens Point 1; Southern Me. 14, N.C. Wesleyan 4; Wooster 11, Wis.-Stevens Point 7; Cortland St. 4, N.C. Wesleyan 3; Southern Me. 6, Carthage 5; Wooster 2, Carthage 1; Cortland St. 2, Southern Me. 1; Wooster 8, Cortland St. 1. **Championship:** Southern Me. 15, Wooster 1.

1998 Central Regional: Aurora 7, Carthage 3; North Central 6, Fontbonne 4; Carthage 17, Fontbonne 2; Aurora 13, North Central 7; North Central 10, Carthage 9; Aurora 13, North Central 5. **Mid-Atlantic Regional:** Col. of New Jersey 3, Johns Hopkins 1; Montclair St. 15, Rowan 5; Allentown 2, Kean 0; Johns Hopkins 11, Rowan 9; Col. of New Jersey 7, Kean 2; Montclair St. 3, Allentown 2; Montclair St. 8, Col. of New Jersey 2; Allentown 12, Johns Hopkins 2; Col. of New Jersey 14, Allentown 13; Montclair St. 11, Col. of New Jersey 2. **Midwest Regional:** Wooster 8, Mary Washington 2; Marietta 4, Hope 1; Ohio Wesleyan 11, Anderson (Ind.) 7; Mary Washington 11, Hope 10; Anderson (Ind.) 10, Wooster 7; Ohio Wesleyan 10, Marietta 12; Wooster 12, Marietta 2; Anderson (Ind.) 5, Mary Washington 1; Ohio Wesleyan 7, Wooster 5 (12 inn.); Anderson (Ind.) 6, Ohio Wesleyan 5; Anderson (Ind.) 10, Ohio Wesleyan 8 (10 inn.). **Midwest Regional:** Wis.-Oshkosh 7, Wartburg 0; Wis.-La Crosse 3, Wis.-Stevens Point 2; St. Thomas (Minn.) 10, St. John's (Minn.) 1; Wartburg 7, Wis.-Stevens Point 3; Wis.-Oshkosh 2, St. John's (Minn.) 1 (10 inn.); Wis.-La Crosse 6, St. Thomas (Minn.) 3; Wis.-Oshkosh 9, Wis.-La Crosse 8; St. Thomas (Minn.) 16, Wartburg 8; St. Thomas (Minn.) 13, Wis.-La Crosse 6; St. Thomas (Minn.) 9, Wis.-Oshkosh 4; Wis.-Oshkosh 8, St. Thomas (Minn.) 5. **New England Regional:** Eastern Conn. St. 3, Southern Me. 2; Bridgewater St. 6, Brandeis 4; Mass.-Dartmouth 3, Trinity (Conn.) 2; Southern Me. 12, Brandeis 8; Eastern Conn. St. 9, Trinity (Conn.) 6; Mass.-Dartmouth 9, Bridgewater St. 3; Eastern Conn. St. 7, Mass.-Dartmouth 2; Southern Me. 10, Bridgewater St. 5; Mass.-Dartmouth 7, Southern Me. 2; Eastern Conn. St. 10, Mass.-Dartmouth 3. **New York Regional:** Cortland St. 12, Mt. St. Mary (N.Y.) 0; Rensselaer 9, Ithaca 4; Ithaca 7, Mt. St. Mary (N.Y.) 0; Cortland St. 9, Rensselaer 5; Rensselaer 6, Ithaca 3; Cortland St. 4, Rensselaer 0. **South Regional:** N.C. Wesleyan 12, Greensboro

5; Emory 7, Methodist 6; Methodist 4, Greensboro 1; N.C. Wesleyan 11, Emory 1; N.C. Wesleyan 3, Methodist 2; Methodist 5, Emory 1. **West Regional:** Cal Lutheran 7, Chapman 1; Southwestern (Tex.) 9, McMurry 2; McMurry 7, Chapman 4; Southwestern (Tex.) 8, Cal Lutheran 6; Cal Lutheran 6, McMurry 4; Cal Lutheran 11, Southwestern (Tex.) 3; Cal Lutheran 10, Southwestern 6.

Finals: Eastern Conn. St. 9, Wis.-Oshkosh 3; Aurora 7, Cal Lutheran 6; Cortland St. 9, Anderson (Ind.) 3; Montclair St. 8, N.C. Wesleyan 3; Wis.-Oshkosh 5, Cal Lutheran 3; N.C. Wesleyan 10, Anderson (Ind.) 2; Eastern Conn. St. 4, Aurora 3; Montclair St. 4, Cortland St. 2; Aurora 6, N.C. Wesleyan 4; Cortland St. 5, Wis.-Oshkosh 4; Eastern Conn. St. 11, Montclair St. 4; Montclair St. 6, Aurora 5; Cortland St. 12, Eastern Conn. St. 0; Montclair St. 5, Cortland St. 2. **Championship:** Eastern Conn. St. 16, Montclair St. 1.

1999 Central Regional: Carthage 15, Ripon 4; Aurora 8, Augustana (Ill.) 2; Simpson 6, Wartburg 4; Augustana (Ill.) 6, Ripon 5; Carthage 14, Wartburg 4; Aurora 8, Simpson 4; Aurora 6, Carthage 4; Augustana (Ill.) 1 Simpson 0; Carthage 5, Augustana (Ill.) 1; Aurora 5, Carthage 4. **Mid-Atlantic Regional:** Wm. Paterson 8, Rowan 2; Montclair St. 8, Widener 3; Col. of New Jersey 3, Ursinus 1; Rowan 13, Widener 2; Wm. Paterson 6, Ursinus 0; Montclair St. 13, Col. of New Jersey 0; Wm. Paterson 6, Montclair St. 5; Col. of New Jersey 5, Rowan 3 (10); Col. of New Jersey 11, Montclair St. 5.

Midwest Regional: Marietta 3, Rochester 2; Ohio Wesleyan 3, Allegheny 1; Wooster 9, Anderson (Ind.) 3; Allegheny 7, Rochester 5; Anderson (Ind.) 8, Marietta 7 (11 inn.); Ohio Wesleyan 7, Wooster 2; Marietta 10, Wooster 6; Anderson (Ind.) 6, Allegheny 4; Marietta 2, Ohio Wesleyan 1; Ohio Wesleyan 4, Anderson (Ind.) 2; Marietta 8, Ohio Wesleyan 4.

Midwest Regional: Wis.-Oshkosh 6, St. Scholastica 5, (11 inn.); St. Thomas (Minn.) 6, Wis.-Stevens Point 0; St. Scholastica 4, Wis.-Stevens Point 3; St. Thomas (Minn.) 3, Wis.-Oshkosh 2; St. Scholastica 5, Wis.-Oshkosh 4; Wis.-Oshkosh 5, St. Scholastica 4. (11 inn.); St. Thomas (Minn.) 4, Wis.-

Oshkosh 3. **New England Regional:** Brandeis 5, Bridgewater St. 4; Southern Me. 5, Trinity (Conn.) 0; Amherst 11, Williams 4; Trinity (Conn.) 2, Bridgewater St. (10 inn.); Brandeis 3, Williams 2; Southern Me. 10, Amherst 6; Amherst 6, Trinity (Conn.) 5; Brandeis 8, Southern Me. 7; Amherst 9, Southern Me. 1; Brandeis 11, Amherst 9. **New York**

Regional: Ithaca 10, Rensselaer 6; Mt. St. Mary (N.Y.) 6, Cortland St. 1; Ithaca 6, Mt. St. Mary (N.Y.) 0; Cortland St. 6, Rensselaer 0; Cortland St. 4, Mt. St. Mary (N.Y.) 3; Cortland St. 8, Ithaca 3; Cortland St. 11, Ithaca 3. **South Regional:** N.C. Wesleyan 6, Va. Wesleyan 5 (10); Bridgewater (Va.) 17 vs. Methodist 6; Va. Wesleyan 6, Methodist 1; N.C. Wesleyan 13, Bridgewater (Va.) 1; Va. Wesleyan 5, Bridgewater (Va.) 1; N.C. Wesleyan 8, Va. Wesleyan 1. **West Regional:** Chapman 5, Sul Ross St. 1; Cal Lutheran 8, Southwestern (Tex.) 3; Southwestern (Tex.) 13, Sul Ross St. 4; Cal Lutheran 9, Chapman 8; Chapman 10, Southwestern (Tex.) 8; Cal Lutheran 5, Chapman 2. **Finals:** Cal Lutheran 7, Cortland St. 2; N.C. Wesleyan 8, Brandeis 1; Wm. Paterson 7, Aurora 1; St. Thomas (Minn.) 4, Marietta 1; Cortland St. 12, Brandeis 5; Marietta 5, Aurora 2; N.C. Wesleyan 6, Cal Lutheran 5; St. Thomas (Minn.) 10, Wm. Paterson 7; Cal Lutheran 7, Marietta 0; Wm. Paterson 8, Cortland St. 3; N.C. Wesleyan 6, St. Thomas (Minn.) 5 (10 inn.); St. Thomas (Minn.) 4, Cal Lutheran 2; N.C. Wesleyan 5, Wm. Paterson 3.

Championship: N.C. Wesleyan 1, St. Thomas (Minn.) 0.

2000 Central Regional: Wartburg 8, Aurora 7; Westminster (Mo.) 4, Carthage 3; Wartburg 8, Westminster (Mo.) 0; Carthage 11, Aurora 2; Carthage 7, Westminster (Mo.) 6; Wartburg 8, Carthage 5. **Mid-Atlantic:** Col. of New Jersey 8, Elizabethtown 4; Montclair St. 14, Allentown 11; Rowan 8, Ursinus 2; Elizabethtown 6, Allentown 5; Col. of New Jersey 12, Ursinus 5; Montclair St. 12, Rowan 6; Montclair St. 5, Col. of New Jersey 3. **Midwest Regional:** Ohio Wesleyan 9, Calvin 5; Marietta 13, Thomas More 2; Allegheny 5, Mt. St. Joseph 1; Thomas More 10, Calvin 5; Mt. St. Joseph 5, Ohio Wesleyan 4; Allegheny 3, Marietta 2; Ohio

Wesleyan 1, Marietta 0; Mt. St. Joseph 7, Thomas More 2; Allegheny 5, Ohio Wesleyan 2; Mt. St. Joseph 12, Allegheny 3; Allegheny 9, Mt. St. Joseph 2. **Midwest Regional:** Marian (Wis.) 2, St. Olaf 0; St. Thomas (Minn.) 11, Ripon 6; Wis.-Whitewater 6, Benedictine (Ill.) 5; St. Olaf 2, Ripon 1; Benedictine (Ill.) 15, Marian (Wis.) 2; St. Thomas (Minn.) 13, Wis.-Whitewater 6; Marian 5, Wis.-Whitewater 3; St. Olaf 4, Benedictine (Ill.) 13; St. Thomas (Minn.) 4, Marian (Wis.) 3; St. Thomas (Minn.) 1, St. Olaf 0.

New England Regional: Bridgewater St. 2, Endicott 0; Trinity (Conn.) 21, Suffolk 4; Southern Me. 4, Wheaton (Mass.) 1; Suffolk 7, Endicott 2; Bridgewater St. 6, Wheaton (Mass.) 3; Southern Me. 12, Trinity (Conn.) 5; Southern Me. 6, Bridgewater St. 5; Suffolk 7, Trinity (Conn.) 6; Bridgewater St. 11, Suffolk 5; Southern Me. 8, Bridgewater St. 4. **New York Regional:** Cortland St. 14, Gwynedd-Mercy 1; Ithaca 11, Old Westbury 4; Mass.-Dartmouth 7, Rensselaer 4; Old Westbury 3, Gwynedd-Mercy 2; Cortland St. 7, Rensselaer 2; Ithaca 3, Mass.-Dartmouth 1; Cortland St. 6, Ithaca 0; Old Westbury 4, Mass.-Dartmouth 3; Ithaca 12, Mass.-Dartmouth 0; Cortland St. 6, Ithaca 1. **South Regional:** Salisbury St. 2, N.C. Wesleyan 1; Emory 12, Va. Wesleyan 9; Emory 7, Salisbury St. 4; N.C. Wesleyan 6, Va. Wesleyan 5; Salisbury St. 9, N.C. Wesleyan 8; Emory 12, Salisbury St. 1. **West Regional:** Cal Lutheran 11, George Fox 7; Chapman 8, Southwestern (Tex.) 4; Chapman 4, Cal Lutheran 0; Southwestern (Tex.) 4, George Fox 3; Cal Lutheran 11, Southwestern (Tex.) 5; Chapman 7, Cal Lutheran 4. **Finals:** St. Thomas (Minn.) 8, Emory 3; Cortland St. 5, Montclair St. 1; Allegheny 4, Chapman 2; Wartburg 2, Southern Me. 1; Montclair St. 5, Emory 0; Chapman 9, Southern Me. 1; St. Thomas (Minn.) 8, Cortland St. 3; Allegheny 3, Wartburg 2; Chapman 5, Cortland St. 0; Montclair St. 7, Wartburg 2; St. Thomas (Minn.) 4, Allegheny 3; Montclair St. 10, Allegheny 3; St. Thomas (Minn.) 4, Chapman 3 (10 inn.); Montclair St. 13, St. Thomas (Minn.) 3. **Championship:** Montclair St. 6, St. Thomas (Minn.) 2.