

Indoor Track

DIVISION I



2000 Championships

Highlights

Razorbacks Remain on Top: Arkansas wrapped up its fourth straight crown March 10-11 in its new, on-campus Randal Tyson Track Center.

The Razorbacks, who have claimed 16 of the last 17 titles, totaled 69½ points to runner-up Stanford's 52. The Cardinal finished second for the third consecutive year.

Melvin Lister led the hosts by successfully defending his triple jump championship and placing first in the long jump.

Terrence Trammell of South Carolina and David Kimani of South Alabama also were double winners. Trammell took the 60-meter dash and 60-meter hurdles. Kimani added titles in the 3,000- and 5,000-meter runs to his 1999 Division I cross country individual championship.

TEAM STANDINGS

1. Arkansas..... 69½	Oklahoma..... 8	Michigan..... 4
2. Stanford..... 52	23. Northern Iowa..... 7	Seton Hall..... 4
3. Southern Methodist..... 38	24. East Caro..... 6	Tulsa..... 4
4. TCU..... 34	Eastern Mich..... 6	Washington St..... 4
5. Alabama..... 29	Iowa..... 6	47. Idaho St..... 3
Florida..... 29	Nebraska..... 6	Illinois..... 3
7. LSU..... 28	Northwestern St..... 6	Iowa St..... 3
8. South Ala..... 20	Virginia Tech..... 6	Kansas..... 3
South Carolina..... 20	Washington..... 6	Notre Dame..... 3
10. Arizona St..... 16	Weber St..... 6	Utah St..... 3
Clemson..... 16	William & Mary..... 6	Wisconsin..... 3
12. UCLA..... 15	Wyoming..... 6	54. Houston..... 2½
13. Tennessee..... 14	34. Brigham Young..... 5	55. Central Mich..... 2
14. Texas..... 13	Brown..... 5	Colorado..... 2
15. Baylor..... 10	Connecticut..... 5	Purdue..... 2
Missouri..... 10	Illinois St..... 5	58. Arizona..... 1
17. Auburn..... 9	Indiana..... 5	Drake..... 1
George Mason..... 9	North Carolina St..... 5	Manhattan..... 1
19. Idaho..... 8	Texas A&M..... 5	Prairie View..... 1
Indiana St..... 8	41. Georgia..... 4	Texas Tech..... 1
Ohio St..... 8	Kent St..... 4	

INDIVIDUAL RESULTS

60-meter dash: 1. Terrence Trammell, South Carolina, 6.54; 2. Kim Collins, TCU, 6.61; 3. Lindel Frater, TCU, 6.63; 4. Shawn Crawford, Clemson, 6.67; 5. Leonard Scott, Tennessee, 6.68; 6. JaWarren Hooker, Washington, 6.68; 7. John Capel, Florida, 6.71; 8. Coby Miller, Auburn, 6.74.

200-meter dash: 1. Shawn Crawford, Clemson, 20.26; 2. John Capel, Florida, 20.26; 3. Kim Collins, TCU, 20.52; 4. Leonard Scott, Tennessee, 20.55; 5. Coby Miller, Auburn, 20.61; 6. JaWarren Hooker, Washington, 20.67; 7. Darvis Patton, TCU, 20.89; 8. Daymon Carroll, Florida, 21.01.

400-meter dash: 1. Brandon Coutts, Baylor, 45.79; 2. Andrew Pierce, Ohio St., 45.99; 3. Tony Berrian, Arizona St., 46.16; 4. Leroy Colquhoun, LSU, 46.16; 5. Derrick Brew, LSU, 46.24; 6. Avarad Moncur, Auburn, 46.42; 7. Johnny Collins, TCU, 46.58; 8. Sherman Armstrong, Illinois, 46.66.

800-meter run: 1. Jess Strutzel, UCLA, 1:46.57; 2. Derrick Peterson, Missouri, 1:46.85; 3. Roman Oravec, Southern Methodist, 1:47.23; 4. Trinity Gray, Brown, 1:47.50; 5. Marcel Burke, Seton Hall, 1:47.71; 6. Bryce Knight, Idaho St., 1:47.72; 7. Eric Potter, Northern Iowa, 1:50.62; 8. Brock Smith, Tennessee, 1:51.57.

Mile run: 1. Gabriel Jennings, Stanford, 3:59.46; 2. Michael Stember, Stanford, 4:00.75; 3. Ben Reese,

Eastern Mich., 4:01.76; 4. Ryan Travis, Arkansas, 4:01.93; 5. Dwight Davis, Tulsa, 4:02.35; 6. Charles Gruber, Kansas, 4:03.11; 7. Murray Link, Arkansas, 4:03.34; 8. Gezachw Yossef, Texas Tech, 4:04.11.

3,000-meter run: 1. David Kimani, South Ala., 7:52.64; 2. Tim Broe, Alabama, 7:57.30; 3. Sharif Karie, Arkansas, 8:01.10; 4. Chan Pons, North Carolina St., 8:01.78; 5. James Karanu, Arkansas, 8:02.97; 6. Brent Hauser, Stanford, 8:04.42; 7. Gabriel Jennings, Stanford, 8:04.96; 8. Jay Schoenfelder, Wisconsin, 8:05.22.

5,000-meter run: 1. David Kimani, South Ala., 13:52.58; 2. Brent Hauser, Stanford, 13:54.27; 3. Matthew Lane, William & Mary, 13:57.29; 4. Stetson Steele, Iowa, 14:04.77; 5. Steve Lawrence, Michigan, 14:05.21; 6. Jason Balkman, Stanford, 14:06.04; 7. Jorge Torres, Colorado, 14:06.16; 8. Jason Lehmkuhle, Drake, 14:06.25.

60-meter high hurdles: 1. Terrence Trammell, South Carolina, 7.55; 2. Aubrey Herring, Indiana St., 7.64; 3. Ron Bramlett, Alabama, 7.72; 4. Maurice Wignall, George Mason, 7.72; 5. Ron Andrews, Kent St., 7.77; 6. Stephen Jones, Florida, 7.85; 7. Greg Richardson, Central Mich., 7.90; 8. Sultan Tucker, Clemson, 7.97.

1,600-meter relay: 1. TCU (Roy Williams, Anthony Amantine, Kendrick Campbell, Jonny Collins), 3:06.69; 2. Oklahoma, 3:06.99; 3. East Caro., 3:08.06; 4. Texas




Photo by Mel Root/NCAA Photos

Pole vault champion Russ Buller of LSU eyes the landing pad as he clears the bar.

A&M, 3:08.13; 5. Florida, 3:08.22; 6. Alabama, 3:08.48; 7. Illinois, 3:08.92; 8. Auburn, 3:11.12.

Distance medley relay: 1. Stanford (Gabriel Jennings, Evan Kelly, Michael Stember, Jonathan Riley), 9:28.83; 2. Alabama, 9:30.10; 3. Arkansas, 9:33.31; 4. Connecticut, 9:33.85; 5. Tennessee, 9:35.24; 6. Notre Dame, 9:38.82; 7. Northern Iowa, 9:40.91; 8. Arizona St., 9:42.11.

High jump: 1. Mark Boswell, Texas, 2.33 (7-7¾/4); 2. Kenny Evans, Arkansas, 2.31 (7-7); 3. Charles Clinger, Weber St., 2.26 (7-5); 4. David Furman, Florida, 2.26 (7-5); 5. Mustapha Raifak, Southern Methodist, 2.23 (7-3¾/4); 6. (tie) Nick Decker, Houston, and Lavar Miller, Arkansas, 2.20 (7-2½/2); 8. Ron Nelson, Prairie View, 2.20 (7-2½/2).

Pole vault: 1. Russ Buller, LSU, 5.70 (18-8½/4); 2. Toby Stevenson, Stanford, 5.60 (18-4½/2); 3. Brian Hunter, Virginia Tech, 5.50 (18-0½/2); 4. Brian McLaughlin, UCLA, 5.50 (18-0½/2); 5. (tie) Jacob Davis, Texas, Eric Eshbach, Nebraska, and Jacob Pauli, Northern Iowa, 5.50 (18-0½/2); 8. Jeff Dutoit, Arizona, 5.50 (18-0½/2).

Long jump: 1. Melvin Lister, Arkansas, 8.14 (26-8½/2); 2. Dwight Phillips, Arizona St., 8.11 (26-7¼/4); 3. Maurice Lewis, Florida, 7.99 (26-2¾/4); 4. Marcus Thomas, LSU, 7.91 (25-11¼/2); 5. Maurice Wignall, George Mason, 7.77 (25-6); 6. Jeremy Taylor, Alabama, 7.77 (25-6); 7. Ramon Washington, Arkansas, 7.71 (25-3½/2); 8. Miguel

Pate, Alabama, 7.65 (25-1¹/₄).

Triple jump: 1. Melvin Lister, Arkansas, 16.65 (54-7¹/₂); 2. Jason Ward, Arkansas, 16.61 (54-6); 3. Kenta Bell, Northwestern St., 16.60 (54-5¹/₂); 4. Greg Yeldell, Indiana, 16.44 (53-11¹/₄); 5. Marcus Thomas, LSU, 16.43 (53-11); 6. Sheldon Hutchinson, Nebraska, 16.31 (53-6¹/₄); 7. Lenton Herring, Wisconsin, 16.12 (52-10³/₄); 8. Dwight Phillips, Arizona St., 16.07 (52-8³/₄).

Shot put: 1. Janus Robberts, Southern Methodist, 19.84 (65-1¹/₄); 2. Joachim Olsen, Idaho, 19.73 (64-8³/₄); 3. Marcus Clavelle, Arkansas, 19.37 (63-6³/₄); 4. Jim Roberts, Brigham Young, 19.36 (63-6¹/₄); 5. Ian Waltz, Washington St., 19.04 (62-5³/₄); 6. Jamie Beyer, Iowa St., 18.86 (61-10¹/₂); 7. Christian Cantwell, Missouri, 18.72 (61-5); 8. Jeremy Allen, Iowa, 18.63 (61-1¹/₂).

35-pound weight throw: 1. Libor Charfreitag,

Southern Methodist, 23.87 (78-3³/₄); 2. Xavier Tison, Southern Methodist, 21.93 (71-11¹/₂); 3. Jason Gervais, Wyoming, 21.88 (71-9¹/₂); 4. Tom Barrett, Illinois St., 20.95 (68-9); 5. Andras Haklits, Georgia, 20.73 (68-0¹/₄); 6. James Parker, Utah St., 20.61 (67-7¹/₂); 7. Chris Brown, Purdue, 20.43 (67-0¹/₂); 8. Thomas Freeman, Manhattan, 20.20 (66-3¹/₄).

History

Team Results

Year	Champion	Coach	Points	Runner-Up	Points	Host or Site
1965	Missouri	Tom Botts	14	Oklahoma St.	12	Detroit
1966	Kansas	Bob Timmons	14	Southern California	13	Detroit
1967	Southern California	Vern Wolfe	26	Oklahoma	17	Detroit
1968	Villanova	Jim Elliott	35 ¹ / ₃	Southern California	25	Detroit
1969	Kansas	Bob Timmons	41 ¹ / ₂	Villanova	33	Detroit
1970	Kansas	Bob Timmons	27 ¹ / ₂	Villanova	26	Detroit
1971	Villanova	Jim Elliott	22	UTEP	19 ¹ / ₄	Detroit
1972	Southern California	Vern Wolfe	19	Bowling Green	18	Detroit
1973	Manhattan	Fred Dwyer	18	Michigan St.	18	
1974	UTEP	Ted Banks	19	Kansas	12	Detroit
1975	UTEP	Ted Banks	36	Kent St.	12	
1976	UTEP	Ted Banks	23	UTEP	12	
1977	Washington St.	John Chaplin	25 ¹ / ₂	Colorado	18	Detroit
1978	UTEP	Ted Banks	44	Kansas	17 ¹ / ₂	Detroit
1979	Villanova	Jim Elliott	52	Villanova	15	Detroit
1980	UTEP	Ted Banks	76	UTEP	25	Detroit
1981	UTEP	Ted Banks	76	Auburn	38	Detroit
1982	UTEP	John Wedel	67	UTEP	51	Detroit
1983	Southern Methodist	Ted McLaughlin	43	Villanova	32	Pontiac, Mich.
1984	Arkansas	John McDonnell	38	Washington St.	28	Pontiac, Mich.
1985	Arkansas	John McDonnell	70	Tennessee	29	Syracuse, N.Y.
1986	Arkansas	John McDonnell	49	Villanova	22	Oklahoma City
1987	Arkansas	John McDonnell	39	Southern Methodist	31	Oklahoma City
1988	Arkansas	John McDonnell	34	Illinois	29	Oklahoma City
1989	Arkansas	John McDonnell	34	Florida	31	Indianapolis
1990	Arkansas	John McDonnell	44	Florida	29	Indianapolis
1991	Arkansas	John McDonnell	34	Georgetown	27	Indianapolis
1992	Arkansas	John McDonnell	53	Clemson	46	Indianapolis
1993	Arkansas	John McDonnell	66	Clemson	30	Indianapolis
1994	Arkansas	John McDonnell	94	Tennessee	40	Indianapolis
1995	Arkansas	John McDonnell	59	George Mason	26	Indianapolis
1996	George Mason	John Cook	39	Tennessee	26	
1997	Arkansas	John McDonnell	59	Nebraska	31 ¹ / ₂	Indianapolis
1998	Arkansas	John McDonnell	56	Auburn	27	Indianapolis
1999	Arkansas	John McDonnell	65	Stanford	36 ¹ / ₂	Indianapolis
2000	Arkansas	John McDonnell	69 ¹ / ₂	Stanford	42 ¹ / ₂	Indianapolis
				Stanford	52	Arkansas

TEAM CHAMPIONSHIPS

Arkansas 16, UTEP 7, Kansas 3, Villanova 3, Southern California 2, George Mason, Manhattan, Missouri, Southern Methodist, Washington St., 1 each.

INDIVIDUAL CHAMPIONSHIPS

(Note: Totals include cochampionships. Relays count one for each event.)

Arkansas 41, UTEP 38, Villanova 33, Washington St. 20, Southern Methodist 19, Tennessee 16, Kansas 15, Houston 12, Oklahoma 12, Southern California 12, Florida 11, Texas A&M 11, Baylor 10, Kansas St. 10, Nebraska 10, Clemson 9, George Mason 9, Wisconsin 9, Auburn 8, Brigham Young 8, UCLA 8, Illinois 7, Iowa St. 7, South Carolina 7, Alabama 6, Eastern Mich. 6, Georgetown 6, Indiana 6, Kentucky 6, Manhattan 6, Michigan 6, Oklahoma St. 6, Pittsburgh 6, Colorado 5, Florida St. 5, Georgia Tech 5, Harvard 5, LSU 5, Mary-

land 5, Michigan St. 5, North Carolina 5, Texas 5, Bowling Green 4, Kent St. 4, Miami (Ohio) 4, Providence 4, Rice 4, Seton Hall 4, Stanford 4, Washington 4, Arkansas St. 3, Colgate 3, Fairleigh Dickinson 3, Fresno St. 3, La.-Monroe 3, Long Beach St. 3, Middle Tenn. St. 3, Minnesota 3, Missouri 3, Navy 3, New Mexico 3, San Jose St. 3, Southern Ill. 3, Adelphi 2, Boston College 2, La.-Lafayette 2, Mississippi 2, Mississippi St. 2, Mississippi Val. 2, Morgan St. 2, Notre Dame 2, Ohio St. 2, Oregon St. 2, Penn St. 2, Prairie View 2, Princeton 2, Richmond 2, Rutgers 2, South Ala. 2, Southern U. 2, TCU 2, Truman 2, Utah St. 2, Western Ky. 2, William & Mary 2, Wyoming 2, Abilene Christian, Ball St., Boise St., Boston U., Brown, Cal Poly, Cal St. Los Angeles, Central Mich., Central St., Connecticut, DePaul, Duke, Eastern Ill., Fordham, Georgia, Hawaii, Iowa, Jackson St., McNeese St., Memphis, Miami (Fla.), Mississippi Col., Montana, Murray St., Nevada, Northwestern St., Ohio, Purdue, Rhode Island, Southeast Mo. St., Texas-Arlington, Toledo, Virginia, West Virginia, Wichita St., 1 each.

Championships Records

(Note: Teams winning relays are credited with one individual championship; relay championships do not count as individual titles for relay-team members.)

YARDS

60-YARD DASH

5.9—Herb Washington, Michigan St., 3-14-70.

60-YARD DASH (FAT Time)

6.07—Rod Richardson, Texas A&M, 3-13-82.

440-YARD DASH

47.0—Larry James, Villanova, 3-16-68.

600-YARD RUN

1:08.51—Eugene Sanders, Mississippi Val., 3-13-82.

INDOOR TRACK

880-YARD RUN

1:48.9—Dave Patrick, Villanova, 3-11-67.

1,000-YARD RUN

2:05.80—Don Paige, Villanova, 3-15-80.

MILE RUN

3:55.33—Kevin Sullivan, Michigan, 3-11-95.

TWO-MILE RUN

8:24.83—Henry Rono, Washington St., 3-12-77.

THREE-MILE RUN

13:07.81—Gabriel Kamau, UTEP, 3-12-82.

60-YARD HIGH HURDLES

6.9—Thomas Hill, Arkansas St., 3-14-70; Rod Milburn, Southern U., 3-9-73.

60-YARD HIGH HURDLES (FAT Time)

6.90—Renaldo Nehemiah, Maryland, 3-10-79.

MILE RELAY

3:11.07—Oklahoma (Freddie Wilson, Donald Bly, Coty Duling, Dennie Carter), 3-13-82.

TWO-MILE RELAY

7:21.90—Villanova (John Borgese, John Keyworth, Mike England, Marcus O'Sullivan), 3-12-83.

DISTANCE MEDLEY RELAY

9:42.22—Villanova (John Hunter, Tim Robinson, Mike England, Sydney Maree), 3-15-80.

METERS**55-METER DASH**

6.00—Lee McRae, Pittsburgh, 3-14-86.

60-METER DASH

6.52—Marcus Brunson, Arizona St., 3-5-99 (preliminaries).

200-METER DASH

20.26—Shawn Crawford, Clemson, 3-10-00.

400-METER DASH

45.60—Brandon Coutts, Baylor, 3-10-00 (preliminaries).

500-METER RUN

59.82—Roddie Haley, Arkansas, 3-15-86.

800-METER RUN

1:45.80—Einars Tupuritis, Wichita St., 3-9-96.

1,000-METER RUN

2:18.74—Freddie Williams, Abilene Christian, 3-15-86.

1,500-METER RUN

3:43.48—Paul Donovan, Arkansas, 3-9-85.

3,000-METER RUN

7:46.03—Adam Goucher, Colorado, 3-14-98.

5,000-METER RUN

13:36.64—Jonah Koech, Iowa St., 3-8-91.

55-METER HIGH HURDLES

7.07—Allen Johnson, North Carolina, 3-14-92.

60-METER HIGH HURDLES

7.52—Terrance Trammell, South Carolina, 3-5-99.

1,600-METER RELAY

3:04.25—Oklahoma (Edward Clarke, Roxbert Martin, Ryan Kite, Danny McFarlane), 3-8-97.

3,200-METER RELAY

7:17.45—Clemson (Michael Radziwinski, David Wittman, Philip Greyling, Terrance Herrington), 3-11-89.

DISTANCE MEDLEY RELAY

9:28.83—Stanford (Gabriel Jennings, Evan Kelly, Michael Stember, Jonathan Riley), 3-10-00.

FIELD EVENTS**HIGH JUMP**2.37 (7-9 $\frac{1}{4}$)—Hollis Conway, La.-Lafayette, 3-11-89.**POLE VAULT**5.85 (19-2 $\frac{1}{4}$)—Jacob Davis, Texas, 3-6-99.**LONG JUMP**

8.48 (27-10)—Carl Lewis, Houston, 3-13-81.

TRIPLE JUMP17.31 (56-9 $\frac{1}{2}$)—Keith Connor, Southern Methodist, 3-13-81.**SHOT PUT**21.25 (69-8 $\frac{1}{2}$)—Michael Carter, Southern Methodist, 3-13-81; Soren Tallhem, Brigham Young, 3-9-85.**35-POUND WEIGHT THROW**23.87 (78-3 $\frac{3}{4}$)—Libor Charfreitag, Southern Methodist, 3-11-00.**MISCELLANEOUS****INDIVIDUAL CHAMPIONS, YEAR**

6—Arkansas, 1994.

4—Villanova, 1968-69; UTEP, 1975-81-82; Southern Methodist, 1981.

INDIVIDUAL TITLES, YEAR

2—Bob Beamon, UTEP, 1968 (long jump, triple jump); Michael Conley, Arkansas, 1984-85 (long jump, triple jump); Joe Falcon, Arkansas, 1988 (mile run, 3,000-meter run); Willie Gault, Tennessee, 1983 (60-yard dash, 60-yard high hurdles); Robert Howard, Arkansas, 1997 (long jump, triple jump); Bernard Lagat, Washington St., 1999 (mile run, 3,000-meter run); Marty Liquori, Villanova, 1971 (mile run, two-mile run); Suleiman Nyambui, UTEP, 1979-80-82 (mile run, two-mile run); Jim Ryun, Kansas, 1968 (mile run, two-mile run); Erick Walder, Arkansas, 1992-93-94 (long jump, triple jump).

INDIVIDUAL TITLES, CAREER

7—Suleiman Nyambui, UTEP (mile run 1979-80-81-82, two-mile run 1979-80-82).

6—Erick Walder, Arkansas (long jump 1992-93-94, triple jump 1992-93-94).

REPEAT CHAMPIONS

4—Michael Carter, Southern Methodist (shot put 1980-81-83-84); Suleiman Nyambui, UTEP (mile run 1979-80-81-82).

3—Ray Arrington, Wisconsin (1,000-yard run 1967-68-69); Istvan Bagyula, George Mason, (pole vault 1990-91-92); Libor Charfreitag, Southern Methodist (35-pound weight throw 1998-99-00); Michael Conley, Arkansas (triple jump 1983-84-85); Curtis Dickey, Texas A&M (60-yard dash 1978-79-80); Charlie Greene, Nebraska (60-yard dash 1965-66-67); Hans Hogland, UTEP (shot put 1973-74-75); Robert Howard, Arkansas (triple jump 1996-97-98); Larry James, Villanova (440-yard dash 1968-69-70); Tore Johnsen, UTEP (35-pound weight throw 1982-84-85); Jonah Koech, Iowa St. (5,000-meter run 1990-91-93); Lee McRae, Pittsburgh (55-meter dash 1986-87-88); Scott Neilson, Washington (35-pound weight throw 1977-78-79); John Ngeno, Washington St. (three-mile run 1974-75-76); Suleiman Nyambui, UTEP (two-mile run 1979-80-82); Don Paige, Villanova (1,000-yard run 1978-79-80); Jim Ryun, Kansas (mile run 1967-68-69); Karl Salb, Kansas (shot put 1969-70-71); Erick Walder, Arkansas (long jump 1992-93-94, triple jump 1992-93-94).

Individual Champions**60-METER DASH**

1999 Leonard Scott, Tennessee, 6.58

2000 Terrence Trammell, South Carolina, 6.54

200-METER DASH

1988 Dennis Mitchell, Florida, 20.73

1989 Michael Johnson, Baylor, 20.59

1990 Michael Johnson, Baylor, 20.72

1991 Frank Fredericks, Brigham Young, 20.68

1992 James Trapp, Clemson, 20.66

1993 Chris Nelloms, Ohio St., 20.93

1994 Chris Nelloms, Ohio St., 20.60

1995 Dave Dopek, DePaul, 20.78

1996 Obadele Thompson, UTEP, 20.36

1997 Obadele Thompson, UTEP, 20.67

1998 Shawn Crawford, Clemson, 20.69

1999 Coby Miller, Auburn, 20.68

2000 Shawn Crawford, Clemson, 20.26

400-METER DASH

1965 Theron Lewis, Southern U., 47.8*

1966 Bill Calhoun, Oklahoma, 48.9*

Don Payne, Kansas St., 48.9*

1967 Bill Calhoun, Oklahoma, 48.9*

1968 Larry James, Villanova, 47.0*

1969 Larry James, Villanova, 47.3*

1970 Larry James, Villanova, 48.3*

1971 Tom Ulan, Rutgers, 48.8*

1972 Larence Jones, Truman., 48.3*

1973 Terry Erickson, Southern Ill., 49.0*

1974 Larence Jones, Truman, 48.6*

1975 Mike Sands, Penn St., 48.5*

1976 Evis Jennings, Mississippi St., 48.42*

1977 Willie Smith, Auburn, 48.28*

1978 Willie Smith, Auburn, 48.28*

1979 James Walker, Auburn, 48.61*

1980 Anthony Blair, Tennessee, 48.7*#

Bert Cameron, UTEP, 48.7*#

1981 Bert Cameron, UTEP, 48.23*#

1982 Anthony Ketchum, Houston, 47.47*

1983 Carlton Young, Villanova, 47.17*

1984 Antonio McKay, Georgia Tech, 46.46

1985 Michael Franks, Southern Ill., 46.27

1988 Clifton Campbell, Auburn, 46.40

1989 Tyrone Kemp, Florida, 46.03

1990 Gabriel Luke, Rice, 45.79

1991 Gabriel Luke, Rice, 46.52

1992 Deon Minor, Baylor, 46.15

1993 Wesley Russell, Clemson, 45.92

1994 Calvin Davis, Arkansas, 46.18

1995 Deon Minor, Baylor, 46.00

1996 Greg Houghton, George Mason, 45.87

1997 Roxbert Martin, Oklahoma, 45.69

1998 Davian Clarke, Miami (Fla.), 45.86

1999 Ato Modibo, Clemson, 46.11

2000 Brandon Coutts, Baylor, 45.79

#Manual time. *440 yards

800-METER RUN

1965 Tom Von Ruden, Oklahoma St., 1:51.8*

1966 Richardo Urbina, Georgetown, 1:51.9*

1967 Dave Patrick, Villanova, 1:48.9*

1968 Dave Patrick, Villanova, 1:52.0*

1969 Frank Murphy, Villanova, 1:51.1*

1970 Mark Winzenried, Wisconsin, 1:51.7*

1971 Mark Winzenried, Wisconsin, 1:50.9*

1972 Dave Wottle, Bowling Green, 1:51.8*

1973 Ken Schappert, Villanova, 1:50.4*

1974 Reggie Clark, William & Mary, 1:52.2*

1975 Mark Enyeart, Utah St., 1:52.4*

1976 Bob Prince, Kansas St., 1:53.03*

1977 Mark Belger, Villanova, 1:49.17*

1978 Mark Belger, Villanova, 1:49.13*

1979 Evans White, Prairie View, 1:51.90*

1980 Evans White, Prairie View, 1:52.32*

1981 Sammy Koskei, Southern Methodist, 1:52.29*

1982 David Patrick, Tennessee, 1:49.94*

1983 John Marshall, Villanova, 1:51.23*

1984 Vacated

1985 Earl Jones, Eastern Mich., 1:47.26

1988 Jim Maton, Eastern Ill., 1:49.27

1989 Paul Ereng, Virginia, 1:47.69

1990 Mark Everett, Florida, 1:47.45

1991 George Kersh, Mississippi, 1:46.19

1992 Rich Kenah, Georgetown, 1:47.40

1993 Marko Kaers, Illinois, 1:48.39

1994 Jose Parrilla, Tennessee, 1:47.77

1995 Michael Williams, Manhattan, 1:48.12

1996 Einars Tupuritis, Wichita St., 1:45.80

1997 David Krummenacker, Georgia Tech, 1:47.49

1998 David Krummenacker, Georgia Tech, 1:47.52

1999 Derrick Peterson, Missouri, 1:45.88

2000 Jess Strutzell, UCLA, 1:46.57

*880 yards

MILE RUN

1965 Chris Johnson, Southern California, 4:08.0

1966 Conrad Nightingale, Kansas St., 4:03.4

1967 Jim Ryun, Kansas, 3:58.6

1968 Jim Ryun, Kansas, 4:06.8

1969 Jim Ryun, Kansas, 4:02.6

1970 Howell Michael, William & Mary, 4:03.1

1971 Marty Liquori, Villanova, 4:04.7

1972 Ken Popejoy, Michigan St., 4:02.9

1973 Dave Wottle, Bowling Green, 4:03.4

1974 Tony Waldrop, North Carolina, 3:59.5

1975 Eamonn Coghlan, Villanova, 4:02.0

1976 Eamonn Coghlan, Villanova, 4:01.48

- 1977 Wilson Waigwa, UTEP, 3:58.97
 1978 James Munyala, UTEP, 3:59.81
 1979 Suleiman Nyambui, UTEP, 3:57.89
 1980 Suleiman Nyambui, UTEP, 4:05.26
 1981 Suleiman Nyambui, UTEP, 4:01.85
 1982 Suleiman Nyambui, UTEP, 4:00.65
 1983 Jim Spivey, Indiana, 3:59.95
 1984 Bob Verbeck, Iowa St., 3:52.85*
 1985 Paul Donovan, Arkansas, 3:43.48*
 1986 Paul Larkins, Oklahoma St., 4:01.38
 1987 Michael Stahr, Georgetown, 4:02.33
 1988 Joe Falcon, Arkansas, 3:59.78
 1989 Joe Falcon, Arkansas, 3:58.06
 1990 Bob Whelan, Kentucky, 3:58.77
 1991 Bob Kennedy, Indiana, 3:58.11
 1992 Andrew Keith, Providence, 4:02.39
 1993 Niall Bruton, Arkansas, 4:00.05
 1994 Niall Bruton, Arkansas, 3:59.34
 1995 Kevin Sullivan, Michigan, 3:55.33
 1996 Julius Achon, George Mason, 4:02.83
 1997 Julius Achon, George Mason, 3:59.85
 1998 Kevin Sullivan, Michigan, 4:03.54
 1999 Bernard Lagat, Washington St., 3:55.65
 2000 Gabriel Jennings, Stanford, 3:59.46

* 1,500 meters

3,000-METER RUN

- 1965 Herald Hadley, Kansas, 8:56.4*
 1966 Gerry Lindgren, Washington St., 8:41.3*
 1967 Gerry Lindgren, Washington St., 8:34.7*
 1968 Jim Ryun, Kansas, 8:38.9*
 1969 Ole Oleson, Southern California, 8:45.2*
 1970 Jerry Richey, Pittsburgh, 8:39.2*
 1971 Marty Liquori, Villanova, 8:37.1*
 1972 Sid Sink, Bowling Green, 8:36.5*
 1973 Michael Keogh, Manhattan, 8:38.7*
 1974 John Harnett, Villanova, 8:33.6*
 1975 Nick Rose, Western Ky., 8:44.0*
 1976 Nick Rose, Western Ky., 8:30.91*
 1977 Henry Rono, Washington St., 8:24.83*
 1978 Gerard Deegan, Providence, 8:41.39*
 1979 Suleiman Nyambui, UTEP, 8:37.87*
 1980 Suleiman Nyambui, UTEP, 8:36.82*
 1981 Doug Padilla, Brigham Young, 8:26.52*
 1982 Suleiman Nyambui, UTEP, 8:38.91*
 1983 Mark Scrutton, Colorado, 8:29.29*
 1984 Peter Koech, Washington St., 8:04.20
 1985 Kevin King, Georgetown, 7:51.46
 1986 Paul Donovan, Arkansas, 7:54.60
 1987 Joe Falcon, Arkansas, 7:56.79
 1988 Joe Falcon, Arkansas, 7:55.80
 1989 Greg Whiteley, Brown, 7:57.14
 1990 Reuben Reina, Arkansas, 7:56.62
 1991 Reuben Reina, Arkansas, 7:50.99
 1992 Josephat Kapkory, Washington St., 7:59.04
 1993 David Morris, Montana, 8:04.17
 1994 Josephat Kapkory, Washington St., 7:50.90
 1995 Jason Bunston, Arkansas, 8:06.81
 1996 Ryan Wilson, Arkansas, 7:51.66
 1997 Adam Goucher, Colorado, 7:54.20
 1998 Adam Goucher, Colorado, 7:46.03
 1999 Bernard Lagat, Washington St., 7:54.92
 2000 David Kimani, South Ala., 7:52.64

* two-miles

5,000-METER RUN

- 1989 John Scherer, Michigan, 14:18.05
 1990 Jonah Koech, Iowa St., 13:37.94
 1991 Jonah Koech, Iowa St., 13:36.64
 1992 Jon Brown, Iowa St., 13:42.93
 1993 Jonah Koech, Iowa St., 13:47.18
 1994 Jason Bunston, Arkansas, 13:48.07
 1995 Mark Carroll, Providence, 13:55.15
 1996 Jason Casiano, Wisconsin, 13:50.08
 1997 Mebrahtom Keflezighi, UCLA, 13:52.72
 1998 Brad Hauser, Stanford, 13:58.50
 1999 Brad Hauser, Stanford, 13:52.79
 2000 David Kimani, South Ala., 13:52.58

60-METER HIGH HURDLES

- 1999 Terrence Trammell, South Carolina, 7.52
 2000 Terrence Trammell, South Carolina, 7.55

1,600-METER RELAY

- 1965 Morgan St. (Dennis Edgehill, Henry Hawthorne, Tim Johnson, Nick Lee), 3:15.6*

- 1966 Morgan St. (Ray Pollard, Herman Hawthorne, Malbert Brown, Howard Stanback), 3:16.5*
 1967 Oklahoma (James Shields, Jim Hardwick, Tom Melton, Bill Calhoun), 3:15.5*
 1968 Villanova (Hal Nichter, Hardge Davis, Ken Prince, Larry James), 3:14.4*
 1969 Tennessee (Gary Womble, Larry Kelly, Audrey Hardy, Hardee McAlhaney), 3:14.6*
 1970 Villanova (Lamotte Hyman, Greg Govan, Hardge Davis, Larry James), 3:15.3*
 1971 Adelphi (Ray Lee, Keith Davis, Dennis Walker, Clyde McPherson), 3:15.5*
 1972 Adelphi (Ray Lee, Keith Davis, Dennis Walker, Clyde McPherson), 3:15.8*
 1973 Seton Hall (Mike Tyson, Larry Mustachio, Orlando Greene, Howard Brock), 3:17.0*
 1974 Seton Hall (Alfred Daley, Charles Joseph, Art Cooper, Howard Brock), 3:14.0*
 1975 Florida (Beaufort Brown, Horace Tuit, Noel Gray, Winfred Alexander), 3:15.8*
 1976 Tennessee (Lamar Preyor, Mike Barlow, Ronnie Harris, Jerome Morgan), 3:16.08*
 1977 Kansas (Kevin Newell, David Blutcher, Clifford Wiley, Jay Wagner), 3:15.61*
 1978 Alabama (Tony Husbands, Ike Levine, Darroll Gatson, Joe Coombs), 3:15.11*
 1979 Villanova (Keith Brown, Derrek Harbour, Anthony Tufariello, Tim Dale), 3:15.52*
 1980 Florida St. (Reginald Ross, Mel Boodie, Palmer Simmons, Walter McCoy), 3:16.64*
 1981 Seton Hall (Derrick Peynado, Linval Francis, Mike Paul, Washington Njiri), 3:15.91*
 1982 Oklahoma (Freddie Wilson, Donald Bly, Coty Duling, Dennie Carter), 3:11.07*
 1983 Oklahoma (Freddie Wilson, Coty Duling, Aubrey Jones, Donald Bly), 3:11.21*
 1984 Oklahoma (Aubrey Jones, Fannie Kemp, Dennie Carter, Donald Bly), 3:08.56
 1985 Southern Methodist (Harold Spells, Sven Nylander, Kevin Robinzine, Rod Jones), 3:08.50
 1986 Southern Methodist (Harold Spells, Rod Jones, Roy Martin, Kevin Robinzine), 3:06.24
 1987 Southern Methodist (Harold Spells, Roy Martin, Cedric Matterson, Kevin Robinzine), 3:07.63
 1988 Florida (Dennis Mitchell, Timmy Johnson, Calvin Long, Mark Everett), 3:07.26
 1989 Florida (Calvin Long, Earl Diamond, Aaron Wallace, Tyrone Kemp), 3:06.96
 1990 Baylor (Tony Miller, Todd Thompson, Etheridge Green, Michael Johnson), 3:06.49
 1991 Baylor (Daniel Fredericks, Corey Williams, Ethridge Green, Tony Miller), 3:07.74
 1992 Baylor (Daniel Fredericks, Ethridge Green, Deon Minor, Corey Williams), 3:04.89
 1993 Georgia Tech (Guy Robinson, Julian Amadee, Derrick Adkins, Derek Mills), 3:06.23
 1994 Texas A&M (Stacy Zamzow, Mike Miller, Dante Bolden, Danny McCray), 3:06.51
 1995 North Carolina (Tony McCall, Milton Campbell, Henry McRoy, Ken Harnden), 3:06.36
 1996 Oklahoma (Roxbert Martin, Ryan Kite, Justin Chapman, Danny McFarlane), 3:04.46
 1997 Oklahoma (Edward Clarke, Roxbert Martin, Ryan Kite, Danny McFarlane), 3:04.25
 1998 Baylor (Mario Watts, Damian Davis, Stephan Bragner, Brandon Couts), 3:06.38
 1999 Clemson (Charles Allen, Kenny Franklin, Davidson Gill, Ato Modibo), 3:07.80
 2000 TCU (Roy Williams, Anthony Amantine, Kendrick Campbell, Jonny Collins), 3:06.69

* mile relay

DISTANCE MEDLEY RELAY

- 1967 Kansas St. (Charles Harper, Terry Holbrook, Wes Dutton, Conrad Nightingale), 9:44.6*
 1968 Villanova (Charles Messenger, Bob Whitehead, Tom Donnelly, Frank Murphy), 9:49.5*
 1969 Villanova (Andy O'Reilly, Ernie Bradshaw, Chris Mason, Frank Murphy), 9:45.8*
 1970 Manhattan (John Lovett, Mike Kenny, Al Novell, Tom Donahue), 9:49.2*
 1971 Pittsburgh (Ken Silay, Dorel Watley, Mike Schurko, Jerry Richey), 9:45.7*
 1972 Bowling Green (Craig MacDonald, Ted Farver, Sid Sink, Dave Wottle), 9:49.5*
 1973 Manhattan (John Lovett, Ray Johnson, Joe Savage, Tony Colon), 9:43.8*

- 1974 Missouri (Mike Rabuse, Jim Crawford, Dave Rogles, Charles McMullen), 9:44.9*
 1975 Kansas St. (Jim Hinchliffe, Lennie Harrison, Ted Settle, Jeff Schemmel), 9:48.2*
 1976 UTEP (Joe Gichonger, Paul Njoroge, James Munyala, Wilson Waigwa), 9:43.16*
 1977 UTEP (Fred Ongaga, Paul Njoroge, Frank Munene, James Munyala), 9:43.11*
 1978 Brigham Young (Alan Schultz, Kim Coombs, Kevin Hyde, Jay Woods), 9:46.24*
 1979 Tennessee (Solomon Hunter, Mike Barlow, Richard Hadler, Keith Young), 9:47.1*
 1980 Villanova (John Hunter, Tim Robinson, Mike England, Sydney Maree), 9:42.22*
 1981 Villanova (John Borgese, Willie Sydnor, Marcus O'Sullivan, Sydney Maree), 9:47.20*
 1982 Georgetown (John Pedati, Patrick McCabe, Kevin King, John Gregorek), 9:45.97*
 1984 Eastern Mich. (Joe Codrington, Erik Frederick, Dan Sahmiyeh, Earl Jones), 9:40.18
 1985 Wisconsin (Patrick Ames, Robert Hackett, John Easker, Tim Hacker), 9:39.40
 1994 Arkansas (Niall Bruton, Calvin Davis, Brian Baker, Graham Hood), 9:30.07
 1995 Michigan (Nick Karfonta, Trinity Townsend, Ian Forsyth, Kevin Sullivan), 9:34.44
 1996 Nebraska (Miklos Roth, Alex Lamme, Jonah Kiptarus, Balazs Tolgyesi), 9:32.13
 1997 George Mason (Miklos Arpasi, Francis Ogola, O'Neil Duncan, Julius Achon), 9:32.27
 1998 Washington St. (Eric Kamau, Guillermo Macias, Rasto Kiplanget, Bernard Lagat), 9:29.54
 1999 UCLA (Jass Strutzel, Brian Fell, Michael Granville, Mark Hauser), 9:33.17
 2000 Stanford (Gabriel Jennings, Evan Kelly, Michael Stember, Jonathan Riley), 9:28.83

* distance in yards

HIGH JUMP

- 1965 Frank Costello, Maryland, 6-10
 1966 Otis Burrell, Nevada, 7-0
 1967 Ted Downing, Miami (Ohio), 7-0
 1968 Dick Fosbury, Oregon St., 7-0
 1969 Ron Jourdan, Florida, 7-0³/₄
 1970 Ken Lundmark, Brigham Young, 7-0
 1971 Pat Matzdorf, Wisconsin, 7-2
 1972 Chris Dunn, Colgate, 7-2³/₄
 1973 Chris Dunn, Colgate, 7-2
 1974 Mike Fleer, Oregon St., 7-2
 1975 Greg Joy, UTEP, 7-2
 1976 Dwight Stones, Long Beach St., 7-3
 1977 Greg Joy, UTEP, 7-3¹/₄
 1978 Franklin Jacobs, Fairleigh Dickinson, 7-5
 1979 Jim Pringle, Florida, 7-24 (7-4¹/₄)
 1980 Franklin Jacobs, Fairleigh Dickinson, 7-24 (7-4¹/₄)
 1981 Leo Williams, Navy, 7-27 (7-5¹/₄)
 1982 Leo Williams, Navy, 7-28 (7-5³/₄)
 1983 Brian Stanton, Houston, 7-6
 1984 Nick Saunders, Boston U., 7-5¹/₄
 1985 Brian Tietjens, Iowa St., 7-5
 1986 James Lott, Texas, 7-26 (7-5)
 1987 James Lott, Texas, 7-29 (7-6)
 1988 Hollis Conway, La.-Lafayette, 7-30 (7-6¹/₂)
 1989 Hollis Conway, La.-Lafayette, 7-37 (7-9¹/₄)
 1990 Brian Brown, Northwestern St., 7-34 (7-8)
 1991 Tony Barton, George Mason, 7-30 (7-6¹/₂)
 1992 Tom Lange, LSU, 7-30 (7-6¹/₂)
 1993 Percell Gaskins, Kansas St., 7-27 (7-5¹/₄)
 1994 Randy Jenkins, Tennessee, 7-31 (7-7)
 1995 Petar Malesev, Nebraska, 7-24 (7-4¹/₄)
 1996 Michael Roberson, McNeese St., 7-26 (7-5)
 1997 Eric Bishop, North Carolina, 7-29 (7-6)
 1998 Kenny Evans, Arkansas, 7-29 (7-6)
 1999 Mark Boswell, Texas, 7-31 (7-7)
 2000 Mark Boswell, Texas, 7-33 (7-7³/₄)

POLE VAULT

- 1965 Bob Yard, Washington St., 15-8¹/₄
 1966 Bill Fosdick, Southern California, 16-0¹/₄
 1967 Bob Seagren, Southern California, 17-0¹/₄
 1968 Paul Wilson, Southern California, 16-8
 1969 Les Smith, Miami (Ohio), 16-6
 1970 Jim Williamson, Maryland, 16-6
 1971 Scott Wallick, Miami (Ohio), 16-8
 1972 Jan Johnson, Alabama, 17-1¹/₄
 1973 Terry Porter, Kansas, 17-0
 1974 Larry Jessee, UTEP, 16-6

1975 Earl Bell, Arkansas St., 17.2
 1976 Earl Bell, Arkansas St., 18.0^{3/4}
 1977 Don Baird, Long Beach St., 17.4
 1978 Mike Tully, UCLA, 18.5^{1/4}
 1979 Geoffrey Stiles, Harvard, 5.26 (17-3)
 1980 Randy Hall, Texas A&M, 5.42 (17-9^{1/2})
 1981 Ed Langford, Purdue, 5.42 (17-9^{1/2})
 1982 Doug Lytle, Kansas St., 5.43 (17-9^{3/4})
 1983 Felix Bohni, San Jose St., 18.5^{1/2}
 1984 Joe Dial, Oklahoma St., 18.0
 1985 Joe Dial, Oklahoma St., 18-6
 1986 Doug Fraley, Fresno St., 5.58 (18-3^{3/4})
 1987 Doug Fraley, Fresno St., 5.56 (18-2^{3/4})
 1988 Dean Starkey, Illinois, 5.43 (17-9^{3/4})
 1989 Dean Starkey, Illinois, 5.65 (18-6^{1/2})
 1990 Istvan Bagyula, George Mason, 5.65 (18-6^{1/2})
 1991 Istvan Bagyula, George Mason, 5.81 (19-0^{3/4})
 1992 Istvan Bagyula, George Mason, 5.60 (18-4^{1/2})
 1993 Martin Eriksson, Minnesota, 5.50 (18-0^{1/2})
 1994 Lawrence Johnson, Tennessee, 5.83 (19-1^{1/2})
 1995 Tim Mack, Tennessee, 5.60 (18-4^{1/2})
 1996 Lawrence Johnson, Tennessee, 5.65 (18-6^{1/2})
 1997 Jason Hinkin, Long Beach St., 5.65 (18-6^{1/2})
 1998 Vesa Rantanen, Minnesota, 5.55 (18-2^{1/2})
 1999 Jacob Davis, Texas, 5.85 (19-2^{1/4})
 2000 Russ Buller, LSU, 5.70 (18-8^{1/4})

LONG JUMP
 1965 Mike Cole, Maryland, 25-1
 1966 Rainer Stenius, Cal St. Los Angeles, 25-7
 1967 Aaron Hopkins, Toledo, 24-7^{3/4}
 1968 Bob Beamon, UTEP, 27-2^{3/4}
 1969 Ron Jessie, Kansas, 25-2^{1/2}
 1970 Bill Lightsey, Kentucky, 25-2^{1/4}
 1971 Henry Hines, Southern California, 26-1^{1/4}
 1972 Henry Hines, Southern California, 25-10
 1973 Randy Williams, Southern California, 26-4^{1/4}
 1974 Kingsley Adams, Colorado, 25-3^{3/4}
 1975 Theo Hamilton, Kansas, 26-7^{1/4}
 1976 Charlton Ehizuelen, Illinois, 25-0
 1977 Charlton Ehizuelen, Illinois, 25-8^{3/4}
 1978 Al Ogunfeyimi, Ohio, 25-6^{1/2}
 1979 Larry Myricks, Mississippi Col., 7.89 (25-10^{3/4})
 1980 Carl Lewis, Houston, 8.04 (26-4^{1/2})
 1981 Carl Lewis, Houston, 8.48 (27-10)
 1982 Gilbert Smith, Texas-Arlington, 7.95 (26-1)
 1983 Reginald Kelly, Jackson St., 26-6^{3/4}
 1984 Michael Conley, Arkansas, 25-8
 1985 Michael Conley, Arkansas, 25-10^{1/4}
 1986 Kenny Harrison, Kansas St., 8.17 (26-9^{3/4})
 1987 Andre Ester, La.-Monroe, 8.13 (26-8^{1/4})
 1988 Andre Ester, La.-Monroe, 8.03 (26-4^{1/4})
 1989 Leroy Burrell, Houston, 8.09 (26-6^{1/4})
 1990 Leroy Burrell, Houston, 8.23 (27-0)
 1991 Alan Turner, Indiana, 8.06 (26-5^{1/2})
 1992 Erick Walder, Arkansas, 8.01 (26-3^{1/2})
 1993 Erick Walder, Arkansas, 8.33 (27-4)
 1994 Erick Walder, Arkansas, 8.43 (27-8)
 1995 Kareem Streeet-Thompson, Rice, 8.03 (26-4^{1/4})
 1996 Andrew Owusu, Alabama, 7.90 (25-11)
 1997 Robert Howard, Arkansas, 8.16 (26-9^{1/4})
 1998 Bashir Yamini, Iowa, 7.93 (26-0^{1/4})
 1999 Maurice Wignall, George Mason, 7.96 (26-1^{1/2})
 2000 Melvin Lister, Arkansas, 8.14 (26-8^{1/2})

TRIPLE JUMP
 1968 Bob Beamon, UTEP, 52-3^{1/2}
 1969 Lennox Burgher, Nebraska, 52-0^{1/2}
 1970 Milan Tiff, Miami (Ohio), 51-11^{1/2}
 1971 Mohinder Gill, Cal Poly, 52-9^{3/4}
 1972 Barry McClure, Middle Tenn. St., 52-10^{1/4}
 1973 Barry McClure, Middle Tenn. St., 54-1^{3/4}
 1974 Tommy Haynes, Middle Tenn. St., 54-6^{3/4}
 1975 Arnold Grimes, UTEP, 55-4
 1976 Arnold Grimes, UTEP, 53-5^{1/2}
 1977 Ian Campbell, Washington St., 54-3
 1978 Ian Campbell, Washington St., 55-8^{1/4}
 1979 Robert Cannon, Indiana, 16.67 (54-8^{1/4})
 1980 Sanya Owlabi, Kansas, 16.55 (54-3^{1/2})
 1981 Keith Connor, Southern Methodist, 17.31 (56-9^{1/2})
 1982 Keith Connor, Southern Methodist, 16.83 (55-3)
 1983 Michael Conley, Arkansas, 56-6^{1/4}
 1984 Michael Conley, Arkansas, 55-8
 1985 Michael Conley, Arkansas, 55-11^{3/4}
 1986 Frank Rutherford, Houston, 16.99 (55-9)

1987 Frank Rutherford, Houston, 17.09 (56-1)
 1988 Kenny Harrison, Kansas St., 16.74 (54-11^{1/4})
 1989 Edrick Floreal, Arkansas, 17.14 (56-2^{3/4})
 1990 Edrick Floreal, Arkansas, 16.73 (54-10^{9/4})
 1991 Eugene Greene, Boise St., 16.24 (53-3^{1/2})
 1992 Erick Walder, Arkansas, 16.88 (55-4^{3/4})
 1993 Erick Walder, Arkansas, 16.86 (55-3^{3/4})
 1994 Erick Walder, Arkansas, 17.24 (56-6^{3/4})
 1995 Hrvoje Verzi, Georgia, 16.60 (54-5^{1/2})
 1996 Robert Howard, Arkansas, 16.73 (54-10^{3/4})
 1997 Robert Howard, Arkansas, 17.04 (55-11)
 1998 Robert Howard, Arkansas, 16.49 (54-1^{1/4})
 1999 Melvin Lister, Arkansas, 16.78 (55-0^{3/4})
 2000 Melvin Lister, Arkansas, 16.65 (54-7^{1/2})

SHOT PUT

1965 Randy Matson, Texas A&M, 63-2^{1/4}
 1966 George Woods, Southern Ill., 61-3^{1/4}
 1967 Ken Patera, Brigham Young, 59-6
 1968 John Van Reenen, Washington St., 62-1
 1969 Karl Salb, Kansas, 66-8^{3/4}
 1970 Karl Salb, Kansas, 67-2^{1/2}
 1971 Karl Salb, Kansas, 65-9
 1972 Doug Lane, Southern California, 64-3^{1/2}
 1973 Hans Hogland, UTEP, 64-1^{1/4}
 1974 Hans Hogland, UTEP, 67-7^{1/4}
 1975 Hans Hogland, UTEP, 67-9^{3/4}
 1976 Terry Albritton, Hawaii, 67-6^{1/2}
 1977 Gary England, Alabama, 63-0^{9/4}
 1978 Bruno Pauletto, Central Mich., 64-1^{1/4}
 1979 Mark Baughman, Houston, 19.15 (62-10)
 1980 Michael Carter, Southern Methodist, 20.61 (67-7^{1/2})
 1981 Michael Carter, Southern Methodist, 21.25 (69-8^{1/2})
 1982 Mike Lehman, Illinois, 20.62 (67-7^{3/4})
 1983 Michael Carter, Southern Methodist, 66-9^{1/4}
 1984 Michael Carter, Southern Methodist, 66-1^{1/2}
 1985 Soren Tallhem, Brigham Young, 69-8^{1/2}
 1986 Ronald Backes, Minnesota, 21.01 (68-11^{1/4})
 1987 Lars Nilsen, Southern Methodist, 20.24 (66-5)
 1988 Ed Wade, Oklahoma, 19.35 (63-6)
 1989 Mike Stulce, Texas A&M, 20.81 (68-3^{1/4})
 1990 C. J. Hunter, Penn St., 19.62 (64-4^{1/2})
 1991 Eric Bergreen, UCLA, 19.17 (62-10^{3/4})
 1992 Kevin Coleman, Nebraska, 20.06 (65-9^{3/4})
 1993 Kevin Coleman, Nebraska, 19.43 (63-9)
 1994 John Godina, UCLA, 20.03 (65-8^{3/4})
 1995 John Godina, UCLA, 20.40 (66-11^{1/4})
 1996 Jonathan Ogden, UCLA, 19.42 (63-8^{3/4})
 1997 Aaron Ausmus, Tennessee, 19.01 (62-4^{1/2})
 1998 Brad Snyder, South Carolina, 20.22 (66-4^{1/4})
 1999 Brad Snyder, South Carolina, 19.80 (64-11^{1/2})
 2000 Janus Robberts, Southern Methodist, 19.84 (65-1^{1/4})

35-POUND WEIGHT THROW

1966 Bob Mead, Manhattan, 59-0^{1/2}
 1967 Andy Yuen, Connecticut, 61-9^{3/4}
 1968 Bob Narcission, Rhode Island, 65-5^{3/4}
 1969 Charles Ajoatian, Harvard, 61-8^{1/2}
 1970 Ed Wosal, Harvard, 63-6^{1/4}
 1971 Al Schoterman, Kent, 68-10^{1/4}
 1972 Jacques Accambay, Kent, 71-3^{1/4}
 1973 Ted Bregar, Navy, 68-1^{1/2}
 1974 Jacques Accambay, Kent, 71-10^{3/4}
 1975 Pete Farmer, UTEP, 69-1^{1/2}
 1976 Emmitt Berry, UTEP, 65-8
 1977 Scott Neilson, Washington, 68-10^{1/2}
 1978 Scott Neilson, Washington, 68-7^{3/4}
 1979 Scott Neilson, Washington, 21.78 (71-5^{1/2})
 1980 David Pellagrini, Princeton, 21.11 (69-3^{1/4})
 1981 Robert Weir, Southern Methodist, 22.43 (73-7)
 1982 Tore Johnsen, UTEP, 21.42 (70-3^{1/4})
 1983 Robert Weir, Southern Methodist, 76-5^{1/2}
 1984 Tore Johnsen, UTEP, 72-3
 1985 Tore Johnsen, UTEP, 70-6^{1/2}
 1986 Tore Gustafsson, Washington St., 22.64 (74-3^{1/2})
 1987 Fred Schumacher, San Jose St., 20.37 (66-10)
 1988 Gary Halpin, Manhattan, 20.80 (68-3)
 1989 Christoph Koch, La.-Monroe, 21.17 (69-5^{1/2})
 1990 Per Karlsson, Brigham Young, 20.67 (67-9^{3/4})
 1991 Christophe Epalle, Southern Methodist, 22.73 (74-7)
 1992 Mika Laaksonen, UTEP, 20.71 (67-11^{1/2})

1993 Marko Wahlman, UTEP, 21.84 (71-8)
 1994 Ron Willis, South Carolina, 21.92 (71-11)
 1995 Alex Papadimitriou, UTEP, 21.77 (71-5^{1/4})
 1996 Ryan Butler, Wyoming, 21.68 (71-1^{1/2})
 1997 Sean McGehearty, Boston College, 22.02 (72-3)
 1998 Libor Charfreitag, Southern Methodist, 21.23 (69-8)
 1999 Libor Charfreitag, Southern Methodist, 22.03 (72-3^{1/2})
 2000 Libor Charfreitag, Southern Methodist, 23.87 (78-3^{3/4})

(Note: These events are no longer contested.)

55-METER DASH

1965 Charlie Greene, Nebraska, 6.1*
 1966 Charlie Greene, Nebraska, 6.0*
 1967 Charlie Greene, Nebraska, 6.0*
 1968 Jim Green, Kentucky, 6.0*
 1969 John Carlos, San Jose St., 6.0*
 1970 Herb Washington, Michigan St., 5.9*
 1971 Jim Green, Kentucky, 6.0*
 1972 Herb Washington, Michigan St., 6.1*
 1973 Gerald Tinker, Kent, 6.0*
 1974 Clifford Outlin, Auburn, 6.0*
 1975 Hasely Crawford, Eastern Mich., 6.0*
 1976 Harvey Glance, Auburn, 6.21*
 1977 Greg Edmond, Houston, 6.12*
 1978 Curtis Dickey, Texas A&M, 6.15*
 1979 Curtis Dickey, Texas A&M, 6.15*
 1980 Curtis Dickey, Texas A&M, 6.12*
 1981 Carl Lewis, Houston, 6.16*
 1982 Rod Richardson, Texas A&M, 6.07*
 1983 Willie Gault, Tennessee, 6.18*
 1984 Rod Richardson, Texas A&M, 6.14
 1985 Sam Graddy, Tennessee, 6.12
 1986 Lee McRae, Pittsburgh, 6.00
 1987 Lee McRae, Pittsburgh, 6.13
 1988 Lee McRae, Pittsburgh, 6.07
 1989 Raymond Stewart, TCU, 6.07
 1990 Andre Cason, Texas A&M, 6.07
 1991 Augustin Olobia, Washington St., 6.17
 1992 Michael Green, Clemson, 6.08
 1993 Michael Green, Clemson, 6.15
 1994 Greg Saddle, Mississippi, 6.11
 1995 Tim Harden, Kentucky, 6.12
 1996 Tim Harden, Kentucky, 6.06
 1997 Bryan Howard, Auburn, 6.19
 1998 Ja'Warren Hooker, Washington, 6.13

*60 yards

55-METER HIGH HURDLES

1965 Gene Washington, Michigan St., 7.2*
 1966 Jerry Cerulla, Utah St., 7.2*
 1967 Earl McCullough, Southern California, 7.0*
 1968 Richmond Flowers, Tennessee, 7.0*
 1969 Erv Hall, Villanova, 7.0*
 1970 Thomas Hill, Arkansas St., 6.9*
 1971 Marcus Walker, Colorado, 7.0*
 1972 Tom McMannon, Notre Dame, 7.2*
 1973 Rod Milburn, Southern U., 6.9*
 1974 Danny Smith, Florida St., 7.0*
 1975 Danny Smith, Florida St., 7.0*
 1976 Allen Misher, LSU, 7.29*
 1977 Jeff Lee, Nebraska, 7.17*
 1978 Renaldo Nehemiah, Maryland, 7.16*
 1979 Renaldo Nehemiah, Maryland, 6.90*
 1980 Rodney Wilson, Villanova, 7.15*
 1981 Terron Wright, Memphis, 7.14*
 1982 Tony Campbell, Southern California, 7.14*
 1983 Willie Gault, Tennessee, 6.98*
 1984 Roger Kingdom, Pittsburgh, 7.08
 1985 Henry Andrade, Southern Methodist, 7.16
 1986 Tom Wilcher, Michigan, 7.22
 1987 Keith Talley, Alabama, 7.13
 1988 James Purvis, Georgia Tech, 7.13
 1989 Earl Diamond, Florida, 7.19
 1990 Tony Li, Washington St., 7.13
 1991 Tony Li, Washington St., 7.08
 1992 Allen Johnson, North Carolina, 7.07
 1993 Glenn Terry, Indiana, 7.13
 1994 Robert Foster, Fresno St., 7.11
 1995 Phillip Riley, Florida St., 7.10
 1996 Darius Pemberton, Houston, 7.14
 1997 Neil Gardner, Michigan, 7.18
 1998 Larry Wade, Texas A&M, 7.11

*60-yard high hurdles

500-METER RUN

- 1965 Leland Albright, LSU, 1:10.0*
 1966 Martin McGrady, Central St., 1:09.4*
 1967 Steve Carson, Iowa St., 1:10.2*
 1968 Tom Albright, Colgate, 1:10.6*
 1969 Bill Wehrwein, Michigan St., 1:09.8*
 1970 Rich Wolhuter, Notre Dame, 1:09.5*
 1971 Tommie Turner, Murray St., 1:09.6*
 1972 Dale Gibson, Mississippi St., 1:11.3*
 1973 Beaufort Brown, Florida, 1:10.0*
 1974 Stan Vinson, Eastern Mich., 1:10.1*
 1975 Stan Vinson, Eastern Mich., 1:10.2*
 1976 Charles Dramiga, New Mexico, 1:10.58*
 1977 Michael Solomon, New Mexico, 1:10.01*
 1978 Walter McCoy, Florida St., 1:09.64*
 1979 Anthony Tufariello, Villanova, 1:09.41*
 1980 Mike Ricks, Kansas, 1:10.06*
 1981 Eugene Sanders, Mississippi Val., 1:09.84*
 1982 Eugene Sanders, Mississippi Val., 1:08.51*
 1983 Sunder Nix, Indiana, 1:10.51*
 1984 Robin Thomas, Southeast Mo. St., 1:02.06
 1985 Willie Caldwell, Baylor, 1:01.24
 1986 Roddie Haley, Arkansas, 59.90
 1987 Roddie Haley, Arkansas, 59.90

*600 yards

1,000-METER RUN

- 1965 Robin Lingle, Missouri, 2:09.9*
 1966 Herb Germann, Seton Hall, 2:12.9*
 1967 Ray Arrington, Wisconsin, 2:07.8*
 1968 Ray Arrington, Wisconsin, 2:09.3*
 1969 Ray Arrington, Wisconsin, 2:08.0*
 1970 Keith Colburn, Harvard, 2:09.9*
 1971 Bob Wheeler, Duke, 2:07.4*
 1972 Morgan Mosser, West Virginia, 2:08.9*
 1973 Tony Waldrop, North Carolina, 2:10.0*
 1974 Wesley Maiyo, Wyoming, 2:08.1*
 1975 Keith Francis, Boston College, 2:08.4*
 1976 Mark Belger, Villanova, 2:07.29*
 1977 Kelley Marsh, Ball St., 2:07.89*
 1978 Don Paige, Villanova, 2:07.88*
 1979 Don Paige, Villanova, 2:07.27*
 1980 Don Paige, Villanova, 2:05.80*
 1981 Peter Lemashon, UTEP, 2:12.29*
 1982 John Stephens, Arkansas, 2:07.37*
 1983 Edwin Koech, Richmond, 2:08.59*
 1984 William Wuyke, Alabama, 2:24.27
 1985 Gawain Guy, Rice, 2:22.01
 1986 Freddie Williams, Abilene Christian, 2:18.74
 1987 Robin van Helden, LSU, 2:20.51

*1,000 yards

THREE-MILE RUN

- 1974 John Ngeno, Washington St., 13:20.8
 1975 John Ngeno, Washington St., 13:14.4
 1976 John Ngeno, Washington St., 13:20.34
 1977 Luis Hernandez, Brigham Young, 13:20.55
 1978 John Tracey, Providence, 13:10.20
 1979 Michael Musyoki, UTEP, 13:21.64
 1980 Solomon Chebor, Fairleigh Dickinson, 13:20.94
 1981 Michael Musyoki, UTEP, 13:25.03
 1982 Gabriel Kamau, UTEP, 13:07.81

3,200-METER RELAY

- 1965 Oklahoma St. (Jim Metcalf, John Perry, Tom Von Ruden, Dave Perry), 7:27.9*
 1966 Oklahoma St. (Arnold Droke, John Perry, Jim Metcalf, Tom Von Ruden), 7:30.9*
 1967 Southern California (Richard Joyce, Dave Buck, Dennis Carr, Carl Trentadue), 7:30.1*
 1968 Harvard (Trey Burns, Royce Shaw, Jim Baker, Dave McKelvey), 7:26.8*
 1969 Kansas St. (Dave Peterson, Jerome Howe, Bob Barratti, Ken Swenson), 7:32.2*
 1970 Kansas (Dennis Stewart, Jim Neihouse, Roger Kathol, Brian McElroy), 7:25.7*
 1971 UTEP (Peter Romero, Fernando DeLaCerde, Rod Hill, Kerry Ellison), 7:37.4*
 1972 Illinois (Dave Kaemerer, Ron Phillips, Lee LaBadie, Rob Mango), 7:29.9*
 1973 Fordham (Paul Nowicki, Alex Trammel, John Jurgens, Marcel Philippe), 7:31.5*
 1974 South Carolina (Don Brown, Mike Shelley, John Brown, Jim Schaper), 7:27.4*
 1975 Princeton (Charles Norelli, Richard Aneser, Charles Hedrick, Craig Masback), 7:34.9*
 1976 Wisconsin (Mark Randall, Steve Lacy, Mark

- Sang, Dick Moss), 7:26.79*
 1977 Oklahoma (Jeff Ramsey, Brad Swartout, Dyrk Dahl, Randy Wilson), 7:30.96*
 1978 New Mexico (Jay Quade, Mark Romero, Sammy Kipkurgat, Jeremiah Ongwae), 7:27.53*
 1979 Nebraska (Paul Downes, Brian Duinigan, Mark Fluit, Scott Poehling), 7:31.3*
 1980 Oklahoma (Mahlon Erickson, Jody Jimerson, Dyrk Dahl, John Rohde), 7:32.68*
 1981 Rutgers (Brian Grimes, Stan Belin, Walter Kirkland, James Westman), 7:30.95*
 1982 Richmond (Edwin Koech, Julian Spooner, Phil Norgate, Sosthenes Bitok), 7:24.48*
 1983 Villanova (John Borgese, John Keyworth, Mike England, Marcus O'Sullivan), 7:21.90*
 1986 Arkansas (Keith Iovine, Matt Taylor, Paul Donovan, Wayne Moncrieffe), 7:20.72
 1987 Arkansas (William Looney, Lorenzo Brown, Matt Taylor, Wayne Moncrieffe), 7:18.67
 1988 Villanova (Aidan O'Regan, Howard Jackson, Mark Sullivan, Bruce Harris), 7:25.23
 1989 Clemson (Michael Radziwinski, David Wittman, Philip Greyling, Terrance Herrington), 7:17.45
 1990 Villanova (Howard Jackson, Aidan O'Regan, Brad Sumner, Michael Seeger), 7:19.94
 1991 Georgetown (Steve Holman, Michael Jasper, Rich Kenah, Ethan Frey), 7:19.86
 1992 Florida (Dedric Jones, Lewis Lacy, Stephen Addeley, Scott Peters), 7:18.23
 1993 Eastern Mich. (Carl Lowe, Paul McMullen, Greg Rhymer, Tommy Asinga), 7:19.13

*two-mile relay

All-Time Team Results

1965: 1. Missouri, 14; 2. Oklahoma St., 12; 3. Villanova, 11; 4. (tie) Maryland and Michigan St., 10; 6. Southern California, 9; 7. (tie) Kentucky St., Nebraska and Southern U., 7; 10. (tie) Kansas, Notre Dame and Washington St., 6; 13. (tie) Kent, LSU, Morgan St., Oklahoma and Texas A&M, 5; 18. (tie) Fresno St., Georgetown, Long Beach St., Miami (Ohio), Northeastern, Oregon St. and Seton Hall, 4; 25. (tie) Holy Cross, Illinois, Michigan, Ohio, Providence, Purdue, Southern Ill., Utah St., Washington, Western Mich. and Wisconsin, 3; 36. (tie) Air Force, Manhattan, Montana and Redlands, 2; 40. (tie) Brigham Young, Central St., La Salle, New York U., Penn St., Princeton and William & Mary, 1.

1966: 1. Kansas, 14; 2. Southern California, 13; 3. (tie) Central St. and Nebraska, 12; 5. (tie) Kansas St. and Oklahoma, 9 1/2; 7. (tie) Morgan St. and Villanova, 9; 9. (tie) Georgetown and Washington St., 8; 11. (tie) Maryland and Seton Hall, 7; 13. Boston College, 6; 14. Southern Ill., 5 1/2; 15. (tie) Brigham Young, Cal St. Los Angeles, Kent, Manhattan, Missouri, Nevada, Notre Dame, Oklahoma St. and Utah St., 5; 24. (tie) Boston U., Iowa St. and West Virginia, 4; 27. Air Force, 3 1/2; 28. (tie) Bates, Eastern Mich., Kentucky St., Michigan, Michigan St., N.C. A&T and St. John's (N.Y.), 3; 35. (tie) Bowling Green, Montana, Murray St. and VMI, 2; 39. (tie) American, Fordham, Illinois, Miami (Ohio), Minnesota and Tennessee, 1.

1967: 1. Southern California, 26; 2. Oklahoma, 17; 3. Kansas, 16; 4. Villanova, 15; 5. (tie) New Mexico and Wisconsin, 12; 7. Missouri, 9; 8. (tie) Connecticut and Michigan, 8; 10. Miami (Ohio), 7; 11. (tie) Iowa, Kent and Loyola (Ill.), 6; 14. (tie) Brigham Young, Iowa St., Kansas St., Manhattan, Nebraska, Toledo and Washington St., 5; 21. (tie) Abilene Christian, Boston College, Georgetown, Michigan St. and Southern Ill., 4; 26. (tie) Air Force, Colgate, Florida, Georgia, New York U., Notre Dame, Oklahoma St. and Wichita St., 3; 34. (tie) Cincinnati, Fordham, St. John's (N.Y.), Utah St. and Winston-Salem, 2; 39. (tie) North Carolina, Tulane and Washington, 1.

1968: 1. Villanova, 35 1/3; 2. Southern California, 25; 3. Oklahoma, 17; 4. Kansas, 15 1/3; 5. UTEP, 15; 6. Tennessee, 12 1/3; 7. Harvard, 11; 8. Washington St., 10; 9. Michigan St., 8; 10. (tie) Michigan and Oregon St., 7; 12. (tie) Colgate, Kentucky, Rhode Island and Wisconsin, 6; 16. Nebraska, 5; 17. Notre Dame, 4 1/2; 18. (tie) American, Boston College, Drake, Georgetown, Kent, Kentucky St., Murray St., Utah St., Western Mich. and Yale, 4; 28. (tie) Army, California, Fordham, Furman, New York U., St. John's (N.Y.), Southern Ill. and William

& Mary, 3; 36. Miami (Ohio), 2 1/2; 37. (tie) Iowa and New Mexico, 2; 39. (tie) Colby, Indiana, Missouri, Princeton and Virginia, 1.

1969: 1. Kansas, 41 1/2; 2. Villanova, 33; 3. San Jose St., 19 1/2; 4. (tie) Southern California and Tennessee, 16; 6. Nebraska, 10; 7. (tie) Harvard and Michigan St., 9; 9. (tie) Brigham Young and Kansas St., 8; 11. Michigan, 7; 12. (tie) Florida, Miami (Ohio), Oklahoma, St. John's (N.Y.) and Wisconsin, 6; 17. (tie) Navy, UTEP and Yale 5; 20. (tie) Indiana, Maryland, New York U., Notre Dame, Oklahoma St. and William & Mary, 4; 26. (tie) Catholic, Cornell and Western Mich., 3; 29. (tie) Ball St., Colorado, Drake, Duke, Missouri, Northwestern and Penn St., 2; 36. (tie) Furman, Iowa and Kent, 1.

1970: 1. Kansas, 27 1/2; 2. Villanova, 26; 3. Harvard, 15; 4. Brigham Young, 14 1/2; 5. (tie) Tennessee and Wisconsin, 14; 7. Michigan St., 12; 8. Kentucky, 10; 9. (tie) Indiana and Maryland, 8; 11. (tie) Missouri, Murray St., Pittsburgh and UTEP, 7; 15. (tie) Arkansas St., Manhattan, Miami (Ohio), Notre Dame and William & Mary, 6; 20. Southern Ill., 5; 21. (tie) Connecticut, Dartmouth, Florida, Kansas St., Oklahoma, Seattle Pacific and Western Ky., 4; 28. (tie) Michigan, Minnesota, Ohio St. and Washington, 3; 32. (tie) Adelphi, Bowling Green, Fordham, Oklahoma St. and Rutgers, 2; 37. (tie) Butler, C. W. Post, Eastern Mich., Houston, Northwestern, Utah St. and West Chester, 1.

1971: 1. Villanova, 22; 2. UTEP, 19 1/4; 3. Wisconsin, 15; 4. (tie) Colorado and Kansas, 12; 6. Adelphi, 11; 7. Kent, 10; 8. (tie) Michigan St. and Pittsburgh, 9; 10. Tennessee, 8 1/4; 11. (tie) Murray St., New Mexico and Southern California, 8; 14. (tie) Duke and Kentucky, 7; 16. (tie) Cal Poly, Miami (Ohio), Oklahoma St. and Rutgers, 6; 20. (tie) Florida and Kansas St., 5; 22. (tie) Air Force, Arizona, Baylor, Bowling Green, Manhattan, Middle Tenn. St., Nebraska and Washington, 4; 30. Maryland, 3 1/4; 31. (tie) C. W. Post, Colgate, Michigan, Northeastern, Ohio St., Truman and West Virginia, 3; 38. (tie) Brigham Young, Columbia, Drake, Georgetown and Northwestern, 2; 43. (tie) Eastern Mich., Harvard, Illinois and Pennsylvania, 1; 47. Minnesota, 1/4.

1972: 1. Southern California, 19; 2. (tie) Bowling Green and Michigan St., 18; 4. Villanova, 13; 5. (tie) Kent and Nebraska, 10; 7. (tie) Adelphi, Illinois, Middle Tenn. St. and UTEP, 8; 11. Alabach, 7 1/2; 12. (tie) Cincinnati and New Mexico, 7; 14. Colorado, 6 1/2; 15. (tie) Colgate, Mississippi St., North Carolina, Notre Dame, Truman and West Virginia, 6; 21. (tie) Manhattan and Oregon St., 5; 23. (tie) Florida, Kansas St., Memphis, Murray St., Northwestern, Tennessee, Western Mich. and Wisconsin, 4; 31. Miami (Ohio), 3 1/2; 32. (tie) Michigan, Northern Ariz., Pennsylvania, Southern Conn. St., Tennessee Tech, Troy St. and Washington, 3; 39. (tie) Brigham Young, Connecticut, Eastern Mich., Georgetown, Indiana St., Kentucky and Syracuse, 2; 46. Ohio St., 1 1/2; 47. (tie) Fordham, Indiana, Kentucky St., Long Beach St., Minnesota and Pittsburgh, 1.

1973: 1. Manhattan, 18; 2. (tie) Kansas, Kent and UTEP, 12; 5. North Carolina, 10; 6. (tie) Southern California and Southern Ill., 9; 8. (tie) Michigan, Middle Tenn. St., Nebraska, Tennessee and Wisconsin, 8; 13. (tie) Michigan St. and Western Ky., 7; 15. (tie) Bowling Green, Colgate, Colorado, Florida, Fordham, Navy, Seton Hall, Southern U. and Villanova, 6; 24. (tie) Illinois and Pittsburgh, 5; 26. (tie) Adelphi, Boston College, Cincinnati, Florida St., Memphis, Missouri, Oklahoma St. and Washington, 4; 34. (tie) Brigham Young, Ohio St., Southern Methodist and Utah St., 3; 38. Indiana, 2 1/2; 39. (tie) Alabama, Arizona, Idaho St., Illinois St., Montclair St., New Mexico, Princeton, Pennsylvania and William & Mary, 2; 48. (tie) Army, Austin Peay, Catholic, Georgia Tech, Iowa, Northern Ill. and Oklahoma, 1; 55. Cal Poly, 1/2.

1974: 1. UTEP, 19; 2. Colorado, 18; 3. South Carolina, 12; 4. (tie) Oregon St. and Seton Hall, 10; 6. Illinois, 9; 7. (tie) Eastern Mich. and Florida St., 8; 9. (tie) Alabama, Kansas St., Pennsylvania, Tennessee and Villanova, 7; 14. (tie) Auburn, Brigham Young, Florida, Kent, Louisiana Tech, Middle Tenn. St., Missouri, North Carolina, Penn St., Truman, Washington St., William & Mary and Wyoming, 6; 27. (tie) Adelphi, Indiana, Kansas, Michigan St. and Western Ky., 5; 32. (tie) Boston College, East Tenn. St., Manhattan, Nebraska, Oklahoma St., Pittsburgh and Texas, 4; 39. (tie) Ashland, Northeastern, Purdue, Southern California and Washington, 3; 44. (tie) Army, LSU, Michigan and Mississippi St., 2; 48. (tie) Columbia, Lamar, Navy, North Carolina St. and Ohio St., 1.

1975: 1. UTEP, 36; 2. Kansas, 17 1/2; 3. Villanova, 15;

4. Eastern Mich., 14; 5. (tie) Florida, Washington St. and Western Ky., 10; 8. Penn St., 9; 9. (tie) Brigham Young and Seton Hall, 8; 11. Southern Ill., 7^{1/3}; 12. (tie) Indiana and Kansas St., 7; 14. (tie) Arkansas St., Boston College, Florida St., Princeton, Utah St. and William & Mary, 6; 20. (tie) Illinois, LSU and Maryland, 5; 23. (tie) Auburn, Fordham, Idaho St., New Mexico, N.C. Central, Northeastern, Texas, Wisconsin, Wyoming and Iowa, 4; 33. (tie) Colorado, Columbia, Connecticut, Memphis, Pennsylvania, Wichita St. and Rutgers, 3; 40. (tie) Arizona, Jackson St., Northern Ill. and Tennessee, 2; 44. (tie) Arkansas, Brown, C. W. Post, Catholic, Delaware St., Michigan, Michigan St. and TCU, 1; 52. Oregon St., 2^{2/3}; 53. Minnesota, 1^{1/2}.

1976: 1. UTEP, 23; 2. Villanova, 15; 3. Tennessee, 14; 4. (tie) Illinois and Washington St., 13; 6. Auburn, 12; 7. (tie) Kansas St., Long Beach St. and Western Ky., 10; 10. (tie) Arkansas St., Michigan, Mississippi St. and New Mexico, 7; 14. (tie) Harvard, Hawaii, LSU, Texas and Wisconsin, 6; 19. Penn St., 5; 20. (tie) Arizona St., Austin Peay, Boston College, Florida, Florida St., Georgia, Kansas, Pittsburgh, Princeton, Seton Hall, Virginia and Western Mich., 4; 32. (tie) Alabama, Baylor, Bucknell, East Tenn. St., Kent, Mississippi Col., North Carolina St., Ohio St., Southern Ill., Southern U. and Utah St., 3; 43. (tie) Adelphi, Eastern Mich., Idaho St., Manhattan, Memphis, Middle Tenn. St., Oklahoma and St. Joseph's (Pa.), 2; 51. (tie) Colorado, Dartmouth, Michigan St., North Carolina, Nebraska, Richmond and Virginia Tech, 1.

1977: 1. Washington St., 25^{1/2}; 2. UTEP, 25; 3. Villanova, 21; 4. Illinois, 16; 5. Kansas, 12^{1/2}; 6. (tie) Alabama, Auburn and Oklahoma, 10; 9. New Mexico, 9; 10. (tie) Howard and Nebraska, 8; 12. (tie) Adelphi, Brigham Young and Washington, 7; 15. (tie) Ball St., Houston, Long Beach St., Missouri and Southern Ill., 6; 20. North Carolina St., 5; 21. (tie) Arkansas, Arkansas St., San Jose St., Southern Conn. St., Stanford, Utah St. and Western Ky., 4; 28. (tie) Fisk, Florida St., Georgia, Maryland, Northeastern, Penn St. and West Tex. A&M, 3; 35. (tie) Army, Bucknell, UC Irvine, Columbia, Florida, Iowa, Michigan St., Middle Tenn. St. and Southeastern La., 2; 44. (tie) Dartmouth, Indiana, Iowa St., Jackson St., Murray St., Ohio, Purdue, Rutgers, Truman and Wisconsin, 1.

1978: 1. UTEP, 44; 2. Auburn, 38; 3. Villanova, 35; 4. Washington St., 27; 5. Alabama, 23; 6. (tie) Maryland, Michigan, Missouri and Providence, 20; 10. Brigham Young, 18; 11. (tie) UCLA and Fairleigh Dickinson, 16; 13. New Mexico, 15; 14. (tie) Dartmouth, Howard and Washington, 14; 17. (tie) Arkansas, Central Mich. and Wisconsin, 12; 20. Florida St., 11; 21. (tie) Ohio, Oklahoma and Texas A&M, 10; 24. Northeastern, 9; 25. (tie) Michigan St. and Stanford, 8; 27. Wyoming, 7; 28. (tie) East Tenn. St., Iowa, Morehead St., Penn St., Tennessee and Union (N.Y.), 6; 34. (tie) LSU and Southern Ill., 5; 36. (tie) Brown, Eastern Mich., Kansas St., Manhattan, Murray St. and Tennessee Tech, 4; 42. Houston, 3; 43. (tie) Kansas, Kent, Middle Tenn. St., Nebraska, North Carolina, Purdue, Southern U., Virginia Tech and Western Mich., 2; 52. (tie) Iona, Iowa St., Lafayette and Ohio St., 1.

1979: 1. Villanova, 52; 2. UTEP, 51; 3. Auburn, 27; 4. (tie) Kansas and Tennessee, 24; 6. Maryland, 22; 7. Harvard, 16; 8. (tie) Dartmouth, Indiana, Missouri and Wisconsin, 14; 12. Texas A&M, 12^{2/3}; 13. (tie) Houston, Nebraska and Southern Ill., 12; 16. Washington, 11^{3/5}; 17. (tie) Florida, Mississippi Col. and Prairie View, 10; 20. (tie) Eastern Mich. and Middle Tenn. St., 9; 22. (tie) Brigham Young, Idaho, Morgan St., Murray St., Richmond, Truman, Virginia, West Virginia and Western Mich., 8; 31. (tie) Alabama, Arkansas, Baylor, Bucknell, Kent, Memphis, Michigan, Oklahoma, Southern U. and Washington St., 6; 41. (tie) Michigan St. and Northeastern, 5; 43. (tie) Georgetown, Iona and Miami (Ohio), 4; 46. Western Ky., 3; 47. (tie) Adelphi, Bowling Green, Colorado St., LSU, New Mexico and Wheaton (Ill.), 2; 53. Arkansas St., 1^{1/5}; 54. (tie) Appalachian St., Columbia, Notre Dame, Ohio, Penn St. and St. John's (N.Y.), 1; 60. San Diego St., 3^{1/5}.

1980: 1. UTEP, 76; 2. Villanova, 42; 3. Tennessee, 38; 4. Kansas, 26^{3/4}; 5. Indiana, 25; 6. Fairleigh Dickinson, 22; 7. Texas A&M, 21^{3/4}; 8. Auburn, 15; 9. (tie) Houston and Michigan, 14; 11. LSU, 12; 12. Florida St., 11; 13. Maryland, 10^{1/2}; 14. (tie) Prairie View, Princeton, Oklahoma, Southern Methodist and Texas Southern, 10; 19. (tie) Alabama, Austin Peay, Iona, Memphis, Middle Tenn. St., Richmond and St. John's (N.Y.), 8; 26. Washington, 7^{1/2}; 27. Virginia Tech, 7;

28. (tie) Boston U., Colorado St., East Caro., Iowa St., Kansas St., Manhattan, Missouri and Rutgers, 6; 36. Washington St., 5; 37. (tie) Arkansas, Brown, Clemson, Georgia, Illinois St., Morgan St., Nebraska and Penn St., 4; 45. Georgetown, 3; 46. (tie) Brigham Young, Dartmouth, Illinois, Navy, New Mexico and Wyoming, 2; 52. (tie) Kentucky and New Haven, 1^{3/4}; 54. (tie) Fresno St., La.-Monroe, Michigan St., Toledo, Texas and Weber St., 1.

1981: 1. UTEP, 76; 2. Southern Methodist, 51; 3. Tennessee, 33; 4. Brigham Young, 26; 5. (tie) Houston, Seton Hall and Villanova, 20; 8. Washington St., 18; 9. Fairleigh Dickinson, 16; 10. Nebraska, 12; 11. (tie) Arkansas, LSU, Middle Tenn. St. and Rutgers, 11; 15. (tie) Memphis, Michigan, Mississippi Val., Navy and Purdue, 10; 20. (tie) Georgia, Kansas, Texas-Arlington and Virginia, 8; 24. (tie) Auburn, Fresno St. and Manhattan, 7; 27. (tie) Howard, Illinois, Northwood, Penn St., Texas A&M, Texas Tech and Western Mich., 6; 34. (tie) Georgetown, Indiana and Rhode Island, 5; 37. (tie) Baylor, Connecticut, Duke, East Tenn. St., Montana, Richmond and Wisconsin, 4; 44. Maryland, 3^{1/3}; 45. (tie) Bowling Green, Kansas St. and Kentucky, 3; 48. (tie) Arkansas St., Clemson, Eastern Ill., Harvard, Iowa St., Md.-East. Shore, North Carolina St. and Oklahoma, 2; 56. (tie) Florida, Long Beach St., MIT and North Carolina, 1; 60. (tie) Eastern Ky. and South Carolina, 1^{1/3}.

1982: 1. UTEP, 67; 2. Arkansas, 30; 3. Villanova, 28; 4. Southern Methodist, 24; 5. (tie) Tennessee and Washington St., 23; 7. Houston, 22; 8. Indiana, 20; 9. Mississippi Val., 18; 10. Kansas St., 16; 11. (tie) Middle Tenn. St. and Rhode Island, 14; 13. Richmond, 12; 14. (tie) Alabama, Georgetown, Illinois, Iowa St., Kansas, Navy, Ohio St., Oklahoma, Oklahoma St., Southern California, Texas-Arlington and Texas A&M, 10; 26. Fairleigh Dickinson, 9; 27. (tie) Auburn, Arizona St., Michigan, Morgan St. and Murray St., 8; 32. Texas, 7; 33. (tie) Brigham Young, LSU, Md.-East. Shore and Princeton, 6; 37. Providence, 5; 38. (tie) Baylor, Clemson, Florida St. and Seton Hall, 4; 42. Wisconsin, 3; 43. (tie) Eastern Ky., Eastern Mich., Georgia, Southeast Mo. St., Virginia St. and Western Ky., 2; 49. (tie) Drake, Fresno St., Kentucky, McNeese St., Pittsburgh, Rice, Texas Tech, Southern Ill. and Western Mich., 1; 58. (tie) Penn St. and Utah, 1^{1/2}.

1983: 1. Southern Methodist, 43; 2. Villanova, 32; 3. Arkansas, 29; 4. Indiana, 27; 5. Tennessee, 26; 6. Houston, 22; 7. Washington St., 21; 8. (tie) Jackson St. and Southern California, 18; 10. UTEP, 16; 11. (tie) Iowa St. and Kansas St., 14; 13. Alabama, 12; 14. Boston U., 11; 15. (tie) Colorado, Kansas, Michigan, Oklahoma, Richmond and San Jose St., 10; 21. (tie) Abilene Christian, Arizona St., Navy and Princeton, 8; 25. George Mason, 7; 26. (tie) Army, East Tenn. St., Fresno St., Mississippi, Penn St. and Texas Tech, 6; 32. (tie) Auburn, Baylor, Hamline, Harvard, Georgia Tech and Michigan St., 4; 38. (tie) Boise St., Murray St. and New Mexico, 3; 41. (tie) Air Force, Brigham Young, Clemson, Idaho, Oklahoma St., Pittsburgh, Rutgers and Virginia St., 2; 49. (tie) Arkansas St., Connecticut, Fairleigh Dickinson, Georgetown, Notre Dame, Rhode Island, Saginaw Valley, Texas-Arlington and Toledo, 1.

1984: 1. Arkansas, 38; 2. Washington St., 28; 3. Southern Methodist, 27; 4. Iowa St., 26; 5. Boston U., 20; 6. Brigham Young, 18; 7. (tie) Oklahoma St. and UTEP, 15; 9. Southern Ill., 14; 10. New Mexico, 12; 11. Pittsburgh, 11; 12. (tie) Alabama, Eastern Mich., Georgia Tech, Indiana, Oklahoma, Southeast Mo. St. and Texas A&M, 10; 19. (tie) San Jose St. and Wisconsin, 9; 21. (tie) Abilene Christian, Air Force, Baylor, Florida St., Georgia, Houston, North Carolina St., Richmond and Tennessee, 8; 30. Georgetown, 7; 31. (tie) Augustana (S.D.), Boise St., Dartmouth, Fairleigh Dickinson, Ohio St., TCU, Texas Tech and Western Ky., 6; 39. (tie) Harvard, LSU, Michigan, Villanova, Virginia and William & Mary, 4; 45. George Mason, 3; 46. (tie) Arizona St., Iowa, Maryland, Middle Tenn. St., Rutgers, Syracuse and Texas Southern, 2; 53. (tie) Alcorn St., Missouri, Stanford, Texas-Arlington and Wyoming, 1.

1985: 1. Arkansas, 70; 2. Tennessee, 29; 3. Baylor, 25; 4. Southern Methodist, 23; 5. Georgetown, 20; 6. UTEP, 19; 7. Brigham Young, 18; 8. Villanova, 17; 9. (tie) Georgia Tech and San Jose St., 14; 11. Washington St., 13; 12. (tie) Oklahoma St. and Wisconsin, 11; 14. Nebraska, 10^{1/4}; 15. (tie) Eastern Mich., Indiana, Iowa St., Penn St., Rice, Southern Ill. and TCU, 10; 22. (tie) Purdue, Rhode Island, Southern California and Texas A&M, 8; 26. Boston U., 7^{1/4}; 27. (tie) Auburn, Dartmouth, Howard, Illinois, Richmond, Texas Southern

and Virginia, 6; 34. (tie) Manhattan, McNeese St., Missouri, Mississippi, Ohio St., Texas-Arlington and Texas, 4; 41. Houston, 2^{1/4}; 42. (tie) Arizona St., Boston College, Harvard, Kansas St., Kentucky, Minnesota, Oklahoma and Western Mich., 2; 50. (tie) Army, Michigan, Pittsburgh and Stanford 1; 54. Clemson, 1^{1/4}.

1986: 1. Arkansas, 49; 2. Villanova, 22; 3. (tie) Boston U. and Georgetown, 20; 5. (tie) Pittsburgh, Texas and Washington St., 18; 8. (tie) Houston and Southern Methodist, 16; 10. Tennessee, 14; 11. (tie) Auburn and Kansas St., 12; 13. (tie) Abilene Christian, Florida St., Fresno St., Kansas, LSU, Michigan, Minnesota and Oklahoma St., 10; 21. (tie) Arizona St., Georgia, Harvard, Illinois and Texas Southern, 8; 26. (tie) Baylor, Notre Dame, Rice and West Virginia, 6; 30. Manhattan, 5; 31. (tie) Alabama, Boston College, Nebraska, Southern California and Texas A&M, 4; 36. (tie) Eastern Wash. and Washington, 3; 38. UTEP, 2^{1/2}; 39. (tie) Florida, Georgia Tech, Iowa St., Maryland, Missouri, Oklahoma and TCU, 2; 46. (tie) East Caro., Illinois St., Louisiana Tech, North Carolina and Northwestern, 1; 51. Minn. St.-Mankato, 1^{1/2}.

1987: 1. Arkansas, 39; 2. Southern Methodist, 31; 3. (tie) Georgetown, Indiana and McNeese St., 16; 6. (tie) Fresno St., Houston, Kansas St., Pittsburgh and Washington St., 14; 11. LSU, 12; 12. Texas, 11; 13. (tie) Alabama, La.-Monroe, San Jose St. and Villanova, 10; 17. Southern California, 9; 18. (tie) Arizona St., Baylor, Clemson, Eastern Ill., Illinois, Washington and Yale, 8; 25. Boise St., 7; 26. (tie) Harvard, Ohio St., Oklahoma, Purdue, Rice, Seton Hall, Southern Ill., Tennessee and TCU, 6; 35. (tie) Arkansas St. and Auburn, 5; 37. (tie) Appalachian St., Florida, Florida St., Illinois St., Texas Southern and Western Ky., 4; 43. North Carolina St., 3; 44. (tie) Boston U. Georgia, La.-Lafayette, Nebraska, Northwestern St. and Texas Tech, 2; 50. (tie) Iowa St., Maryland, Navy, New Hampshire, Penn St., Prairie View and Virginia Tech, 1.

1988: 1. Arkansas, 34; 2. Illinois, 29; 3. Florida, 26; 4. LSU, 24; 5. Manhattan, 17; 6. North Carolina St., 16; 7. (tie) Auburn, Baylor, Boise St. and Pittsburgh, 14; 11. Indiana, 13; 12. Oklahoma, 11; 13. (tie) Eastern Ill., Georgia Tech, Kansas St., La.-Lafayette, La.-Monroe and Villanova, 10; 19. (tie) Kansas and Washington St., 9; 21. (tie) Brown, Florida St., Fresno St., Idaho St., McNeese St., Nebraska, North Carolina, Northwestern St. and Ohio, 8; 30. Purdue, 7^{1/2}; 31. (tie) Arkansas St., Kent, Texas Southern and UCLA, 6; 35. (tie) Colorado, Dartmouth, Georgetown, Houston, Idaho, Louisiana Tech, Texas A&M, Washington and Western Mich., 4; 44. (tie) Alabama, Illinois St., Michigan, Providence, Southern Methodist, TCU and William & Mary, 2; 51. (tie) Clemson, Southern Miss., Southwest Tex. St., Tennessee, Texas-Arlington, Texas and Virginia, 1; 58. Georgia, 1^{1/2}.

1989: 1. Arkansas, 34; 2. Florida, 31; 3. Texas A&M, 23; 4. (tie) Baylor and Kansas, 22; 6. (tie) George Mason and LSU, 20; 8. Clemson, 19; 9. Houston, 18; 10. (tie) La.-Lafayette and Michigan, 16; 12. (tie) Brigham Young and Ohio St., 14; 14. Illinois, 12; 15. Texas, 11; 16. (tie) Arkansas St., Brown, Kansas St., La.-Monroe, Manhattan, TCU and Virginia, 10; 23. (tie) UCLA and Washington St., 9; 25. (tie) Auburn, Mt. St. Mary's (Md.), Penn St. and Syracuse, 8; 29. (tie) Drake, Eastern Mich., Howard, Kentucky, Southern Miss. and Villanova, 6; 35. Southwest Tex. St., 5; 36. (tie) California, Georgetown, Iowa St., Nebraska, North Carolina St. and Providence, 4; 42. (tie) Alabama, Kent, Mississippi St., Northwestern St., Oklahoma, Oklahoma St. and Southern California, 2; 49. (tie) Ball St., Indiana St., Loyola (Ill.), Navy and Purdue, 1.

1990: 1. Arkansas, 44; 2. Florida, 29; 3. (tie) George Mason and Texas A&M, 26; 5. LSU, 25; 6. Brigham Young, 24; 7. Baylor, 23; 8. Iowa St., 20; 9. Houston, 18; 10. UTEP, 15; 11. Penn St., 14; 12. Indiana, 12; 13. Washington St., 11; 14. (tie) Kentucky, Northwestern St., Rice, Tennessee and Villanova, 10; 19. Eastern Mich., 9; 20. (tie) Arizona St., Kansas and Mississippi St., 8; 23. Clemson, 7; 24. (tie) Alabama, Cornell, East Caro., Mississippi, New Mexico, Ohio St., Southwest Tex. St., Texas-Arlington and UCLA, 6; 33. Fresno St., 5; 34. (tie) Colorado, Georgetown, Indiana St., Loyola (Ill.), Montana St., Purdue, South Carolina, Texas and Utah St., 4; 43. (tie) Drake and Southern Methodist, 3; 45. (tie) California, Dartmouth, Notre Dame, Washington and West Virginia, 2; 50. (tie) Arkansas St., Boise St., Illinois St., Iona, La.-Monroe, North Carolina St., Pittsburgh and TCU, 1.

1991: 1. Arkansas, 34; 2. Georgetown, 27; 3. Washington St., 26; 4. Iowa St., 23; 5. (tie) George

Mason and Indiana, 20; 7. Baylor, 17; 8. Brigham Young, 16; 9. (tie) Eastern Mich. and Mississippi, 14; 11. (tie) Indiana St., Michigan and Southern Methodist, 12; 14. Texas A&M, 11; 15. (tie) Boise St., Florida, Kansas, North Carolina St., Rice, Texas and UCLA, 10; 22. Pittsburgh, 9; 23. (tie) Auburn, La.-Monroe, Mt. St. Mary's (Md.), Notre Dame, Oklahoma, Oregon, Penn St. and TCU, 8; 31. Tennessee, 7; 32. (tie) East Caro., Eastern Ill., Kansas St., Montana St., Texas Tech, Villanova and Virginia, 6; 39. (tie) Arizona St. and LSU, 5; 41. (tie) Navy, North Carolina and Washington, 4; 44. (tie) Arizona, Clemson, Murray St., Nebraska, Princeton, Syracuse and West Virginia, 2; 51. (tie) Georgia Tech, Illinois, Middle Tenn. St., Mississippi, Northern Ariz., Rhode Island, Southern Ill., UTEP, Wisconsin and Yale, 1.

1992: 1. Arkansas, 53; 2. Clemson, 46; 3. Florida, 38; 4. UTEP, 25; 5. (tie) Georgetown and LSU, 24; 7. North Carolina, 21; 8. Baylor, 20; 9. Iowa St., 19; 10. (tie) Indiana and Ohio St., 16; 12. Providence, 14; 13. Nebraska, 13^{1/2}; 14. Texas, 12; 15. Washington St., 11; 16. George Mason, 10; 17. Arizona St., 9^{1/2}; 18. (tie) Arizona, Southern Ill. and Wichita St., 8; 21. Fresno St., 7; 22. (tie) Alabama St., Florida St., Georgia Tech, Iowa, Northeastern, Southern Methodist, West Virginia and Western Ky., 6; 30. (tie) California, Dartmouth, Illinois, James Madison, La.-Monroe and Princeton, 4; 36. (tie) Eastern Mich., Georgia, Michigan St., Middle Tenn. St., Oklahoma and Tennessee, 2; 42. (tie) Colorado, Eastern Ill., La.-Lafayette, Navy, Nevada, North Carolina St., Northern Ariz. and Seton Hall, 1; 50. (tie) Arkansas St. and Michigan, 1/2.

1993: 1. Arkansas, 66; 2. Clemson, 30; 3. Tennessee, 25; 4. UTEP, 22; 5. Ohio St., 20; 6. Minnesota, 18; 7. Georgia Tech, 17; 8. Kansas St., 16; 9. (tie) Eastern Mich., Florida and North Carolina, 14; 12. LSU, 13; 13. (tie) Iowa St. and Rice, 12; 15. (tie) Georgetown, Georgia, Illinois, Indiana, Montana and Nebraska, 10; 21. (tie) Arizona St., Middle Tenn. St. and North Carolina St., 9; 24. (tie) Auburn, Colgate, Providence, South Carolina and Southern Methodist, 8; 29. UCLA, 7; 30. (tie) Baylor, George Mason, Northwestern St., Southern Ill., Texas and Texas A&M, 6; 36. (tie) Alabama and Villanova, 5; 38. (tie) Iowa, Oklahoma and Stanford, 4; 41. (tie) Fresno St., Mississippi, Navy and Seton Hall, 2; 45. (tie) Brigham Young, Kentucky and Miami (Ohio), 1.

1994: 1. Arkansas, 64; 2. Tennessee, 40; 3. UTEP, 36; 4. UCLA, 25; 5. Rice, 24; 6. (tie) Georgetown and Georgia, 21; 8. Ohio St., 19; 9. (tie) Baylor and Kentucky, 17; 11. Eastern Mich., 16; 12. Washington St., 15; 13. (tie) Fresno St., Iowa St., Providence and Southern Methodist, 14; 17. (tie) Illinois and Michigan, 12; 19. (tie) George Mason, Mississippi, South Carolina and Texas A&M, 10; 23. Colorado, 9; 24. (tie) Arizona St., Clemson, Florida St., Georgia Tech, Nebraska and Seton Hall, 8; 30. (tie) Alabama, Florida and Middle Tenn. St., 7; 33. (tie) Indiana and Texas, 6; 35. (tie) Arizona, East Tenn. St., Indiana St., La.-Lafayette and Princeton, 5; 40. (tie) Army, Bowling Green, California and Kansas, 4; 44. (tie) Manhattan, Minnesota, Penn St., St. John's (N.Y.)

and Wisconsin, 3; 49. (tie) Boston U., Michigan St., West Virginia and Western Mich., 2; 53. (tie) Brigham Young, LSU, Oklahoma, Stanford and Texas Tech, 1.

1995: 1. Arkansas, 59; 2. (tie) George Mason and Tennessee, 26; 4. (tie) Illinois and Michigan, 25; 6. Georgia, 24; 7. (tie) Baylor, Rice and UCLA, 22; 10. California, 20; 11. (tie) Clemson, Nebraska and North Carolina, 19; 14. (tie) LSU and UTEP, 16; 16. Georgetown, 15; 17. (tie) Eastern Mich. and Kentucky, 14; 19. Alabama, 13; 20. Wisconsin, 12; 21. (tie) Colorado, DePaul, Florida St., Manhattan, Providence and Villanova, 10; 27. Seton Hall, 9; 28. (tie) Fresno St. and Indiana, 8^{1/2}; 30. (tie) Southern Methodist, Stanford and TCU, 8; 33. Iowa St., 7; 34. (tie) Kansas, La.-Lafayette, Ohio St. and Texas A&M, 6; 38. Houston, 5; 39. (tie) Georgia Tech, Miami (Fla.), William & Mary and Wyoming, 4; 43. (tie) Boston College, Florida, Michigan St., Oklahoma, Oklahoma St., Stephen F. Austin and West Virginia, 3; 50. (tie) Auburn, Harvard, Notre Dame, Oral Roberts and Western Mich., 2; 55. (tie) Illinois St., Minnesota and Texas, 1.

1996: 1. George Mason, 39; 2. Nebraska, 31^{1/2}; 3. Arkansas, 29; 4. Houston, 24^{1/2}; 5. (tie) Baylor and UTEP, 24; 7. (tie) Kentucky and Oklahoma, 22; 9. (tie) LSU and UCLA, 20^{1/2}; 11. (tie) Tennessee and Wichita St., 18; 13. Wisconsin, 17; 14. (tie) Alabama and Texas, 14; 16. La.-Lafayette, 13^{1/2}; 17. Boston College, 13; 18. (tie) Md.-Balt. County, North Carolina, Oklahoma St. and Texas A&M, 12; 22. (tie) McNeese St. and Wyoming, 10; 24. (tie) Arizona, Auburn, Georgetown, Ohio St. and Rice, 9; 29. Stephen F. Austin, 8^{1/2}; 30. (tie) Florida, Iowa St., Kansas St. and Michigan, 8; 34. Northern Ariz., 7; 35. (tie) Indiana and Western Mich., 6; 37. Northwestern St., 5^{1/2}; 38. (tie) Air Force, Eastern Mich., La.-Monroe, Miami (Fla.), South Carolina and TCU, 5; 44. (tie) Arizona St., Georgia, Georgia Tech, Illinois, Indiana St., Michigan St. and Northern Iowa, 4; 51. (tie) Colorado St., Princeton and Texas-Arlington, 3; 54. Fresno St., 2^{1/2}; 55. (tie) Illinois St., Middle Tenn. St. and Southwest Tex. St., 2; 58. Providence, 1; 59. (tie) Minnesota and Purdue, 1/2.

1997: 1. Arkansas, 59; 2. Auburn, 27; 3. (tie) Georgia Tech, Iowa St. and Oklahoma, 25; 6. George Mason, 24; 7. South Carolina, 21; 8. Boston College, 18; 9. UCLA, 17; 10. (tie) LSU, Minnesota and Tennessee, 16; 13. (tie) Michigan and North Carolina, 15; 15. (tie) Eastern Mich., Texas and Washington St., 13; 18. Nebraska, 12; 19. (tie) Baylor, Colorado and UTEP, 11; 22. Kentucky, 10^{1/2}; 23. Long Beach St., 10; 24. Stanford, 9; 25. (tie) Clemson, Georgetown, Houston, Illinois St., Iowa, Louisiana Tech, Ohio St. and TCU, 8; 33. Seton Hall, 7; 34. (tie) Florida, Harvard, Rutgers, Texas-Arlington and Texas Tech, 6; 39. (tie) Alabama, Boston U., Oklahoma St. and Tulane, 5; 43. (tie) Illinois, Indiana, Kansas St., Michigan St., Northern Ariz., Northwestern St., Providence and Washington, 4; 51. (tie) Air Force, Idaho St., Md.-Balt. County, Miami (Fla.), Notre Dame and Wis.-Milwaukee, 3; 57. Wisconsin, 2^{1/2}; 58. (tie) Bowling Green, Cali-

fornia, Idaho, La.-Lafayette, Villanova and Wichita St., 2; 64. (tie) Navy, Rice and St. John's (N.Y.), 1.

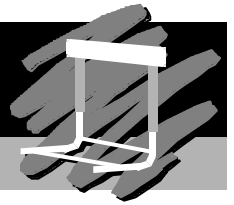
1998: 1. Arkansas, 56; 2. Stanford, 36^{1/2}; 3. (tie) Clemson and Washington St., 26; 5. Southern Methodist, 23; 6. Michigan, 20; 7. (tie) Baylor, Florida, Georgia Tech and South Carolina, 18; 11. Iowa, 17; 12. UCLA, 16^{1/2}; 13. Washington, 16; 14. (tie) Minnesota, Nebraska and North Carolina, 15; 17. Illinois, 14; 18. Arizona, 13; 19. (tie) Colorado, LSU, Miami (Fla.) and Texas A&M, 10; 23. Wisconsin, 9; 24. (tie) Colorado St., Dartmouth, George Mason, Idaho, Kansas, Missouri and Texas, 8; 31. (tie) Eastern Mich., Northwestern St. and TCU, 7; 34. (tie) Auburn, Brown, Houston, Indiana St., Oregon and Texas-Arlington, 6; 40. (tie) Brigham Young, Cal St. Northridge, Kent, Purdue and Villanova, 5; 45. (tie) Boston U., Central Mich., Long Beach St., Mt. St. Mary's (Md.), Oklahoma, Penn St. and UTEP, 4; 52. (tie) Coppin St., Fresno St., Georgetown, Iowa St. and Rice, 3; 57. (tie) Manhattan, Texas Tech and William & Mary, 2; 60. (tie) James Madison, Kentucky, Michigan St., Notre Dame, Portland and Wyoming, 1.

1999: 1. Arkansas, 65; 2. Stanford, 42^{1/2}; 3. Clemson, 28; 4. South Carolina, 27; 5. Texas, 25; 6. Southern Methodist, 24; 7. (tie) Florida, George Mason and LSU, 22; 10. Washington St., 21; 11. Arizona St., 20; 12. Illinois St., 19; 13. UCLA, 17; 14. Oklahoma, 16; 15. (tie) Auburn and Tennessee, 15; 17. Eastern Mich., 14; 18. (tie) Idaho and Indiana St., 13; 20. Missouri, 10; 21. (tie) Arizona, Baylor, Iowa St. and Wyoming, 9; 25. (tie) Brown, Colorado St., Southern U. and William & Mary, 8; 29. Purdue, 7; 30. (tie) Brigham Young, Georgetown and TCU, 6; 33. Notre Dame, 5^{1/2}; 34. (tie) Alabama, Houston, La.-Monroe, Mississippi and Wisconsin, 5; 39. Fresno St., 4^{1/2}; 40. (tie) Illinois, Kansas, Penn St. and Syracuse 4; 44. (tie) Louisiana Tech and Nebraska, 3; 46. Long Beach St., 2^{1/2}; 47. (tie) Colorado, Jacksonville, James Madison, Kent, Michigan, Middle Tenn. St., Oregon, Utah St. and Weber St., 2; 56. (tie) Michigan St. and Oklahoma St., 1; 58. (tie) Northern Iowa and Oral Roberts, 1/2.

2000: 1. Arkansas, 69^{1/2}; 2. Stanford, 52; 3. Southern Methodist, 38; 4. TCU, 34; 5. (tie) Alabama and Florida, 29; 7. LSU, 28; 8. (tie) South Ala. and South Carolina, 20; 10. (tie) Arizona St. and Clemson, 16; 12. UCLA, 15; 13. Tennessee, 14; 14. Texas, 13; 15. (tie) Baylor and Missouri, 10; 17. (tie) Auburn and George Mason, 9; 19. (tie) Idaho, Indiana St., Ohio St. and Oklahoma, 8; 23. Northern Iowa, 7; 24. (tie) East Caro., Eastern Mich., Iowa, Nebraska, Northwestern St., Virginia Tech, Washington, Weber St., William & Mary and Wyoming, 6; 34. (tie) Brigham Young, Brown, Connecticut, Illinois St., Indiana, North Carolina St. and Texas A&M, 5; 41. (tie) Georgia, Kent St., Michigan, Seton Hall, Tulsa and Washington St., 4; 47. (tie) Idaho St., Illinois, Iowa St., Kansas, Notre Dame, Utah St. and Wisconsin, 3; 54. Houston, 2^{1/2}; 55. (tie) Central Mich., Colorado and Purdue, 2; 58. (tie) Arizona, Drake, Manhattan, Prairie View and Texas Tech, 1.

Indoor Track

DIVISION II



2000 Championships

Highlights

Wildcats Win Again: Abilene Christian ran its championships winning streak to five by edging St. Augustine's 80-77 March 10-11 in Boston.

The Wildcats led St. Augustine's 76-67 heading into the meet-ending 1,600-meter relay. While the Falcons won the event, Abilene Christian's unit placed fourth to earn four points and its eighth team championship overall, putting it in the lead in that category.


St. Augustine's has won seven titles, and kept its streak alive of finishing either first or second in all 15 championships. The three-point victory was the smallest winning margin in the championships' history.

Abilene Christian received individual titles from Alfred Rugema in the mile run, Nic Alexander in the 55-meter dash and Terrance Woods in the high jump.

St. Augustine's Deworski Odom claimed his third straight title in the 55-meter hurdles, becoming only the third athlete in the championships to win the same event three years in a row.

TEAM STANDINGS

1. Abilene Christian..... 80	13. Grand Valley St..... 10	Mo. Southern St..... 2
2. St. Augustine's..... 77	Lewis..... 10	Northwest Mo. St..... 2
3. UC Davis..... 24	Pittsburg St..... 10	Northwood..... 2
4. Western St..... 21	Tex. A&M-Kingsville..... 10	Southern Conn. St..... 2
5. New York Tech..... 19	17. Hillsdale..... 8	29. Kentucky St..... 1
6. Ashland..... 18	18. Slippery Rock..... 6	Lock Haven..... 1
7. N.C. Central..... 14	19. Morehouse..... 5	Mass.-Lowell..... 1
8. North Dakota St..... 14	20. Humboldt St..... 4	Minn.-Duluth..... 1
9. Central Mo. St..... 12	Millersville..... 4	Saginaw Valley..... 1
Fort Hays St..... 12	Neb.-Kearney..... 4	Virginia St..... 1
South Dakota..... 12	23. Central Okla..... 2	
12. Kutztown..... 11	Colorado Mines..... 2	



James White ran the anchor leg for St. Augustine's victorious 1,600-meter relay unit.

Photo by Winslow Townson/NCAA Photos

INDIVIDUAL RESULTS

55-meter dash: 1. Nic Alexander, Abilene Christian, 6.20; 2. Deworski Odom, St. Augustine's, 6.22; 3. Jason Smoots, N.C. Central, 6.32; 4. Oscar Meneses, Abilene Christian, 6.32; 5. Mike Appelhans, Fort Hays St., 6.34; 6. Reggie Hill, Kentucky St., 6.36.

400-meter dash: 1. Paston Coke, New York Tech, 47.18; 2. Edwin Harris, Central Mo. St., 47.34; 3. Kevin Buzzar, St. Augustine's, 47.44; 4. Aaron DeWald, North Dakota St., 47.85; 5. Dayven Johnston, Colorado Mines, 48.48; 6. Warren Wilson, New York Tech, 48.71.

800-meter run: 1. Andrew Neugebauer, South Dakota, 1:50.06; 2. John Kemboi, Abilene Christian, 1:50.91; 3. Gilbert Tuhabonye, Abilene Christian, 1:50.96; 4. Andy Moen, North Dakota St., 1:51.06; 5. Matt Zissler, Northwood, 1:51.92; 6. Tron Chavis, St. Augustine's, 1:53.92.

Mile run: 1. Alfred Rugema, Abilene Christian, 4:02.92; 2. John Kemboi, Abilene Christian, 4:04.15; 3. Kevin Blacquiére, Hillsdale, 4:06.59; 4. Nelson Laux, Western St., 4:06.63; 5. Gilbert Tuhabonye, Abilene Christian, 4:06.91; 6. Robert Mortensen, Lock Haven, 4:07.21.

5,000-meter run: 1. Michael Aish, Western St., 13:48.28; 2. Alfred Rugema, Abilene Christian,

13:49.65; 3. Jim Shine, Western St., 13:59.95; 4. Jim Carney, Millersville, 14:00.73; 5. Simo Wannas, Mo. Southern St., 14:08.27; 6. Joseph LeRoux, Western St., 14:20.85.

55-meter high hurdles: 1. Deworski Odom, St. Augustine's, 7.15; 2. Shaka Huggins, Abilene Christian, 7.41; 3. Jarrish Outlaw, St. Augustine's, 7.43; 4. Victor Tolstov, Lewis, 7.45; 5. Nicolas Nestor, New York Tech, 7.52; 6. Luke Pfeifer, North Dakota St., 7.54.

1,600-meter relay: 1. St. Augustine's (Kevin Buzzar, Tron Chavis, Joshua Hamilton, James White), 3:11.39; 2. N.C. Central, 3:11.83; 3. New York Tech, 3:12.55; 4. Abilene Christian, 3:12.61; 5. South Dakota, 3:15.59; 6. Mass.-Lowell, 3:19.06.

High jump: 1. Terrance Woods, Abilene Christian, 2.14 (7-0¹/₄); 2. Jeremy Pearson, Grand Valley St., 2.11 (6-11); 3. (tie) Jesse Lipscombe, Morehouse, and Brian Antoine, North Dakota St., 2.08 (6-9³/₄); 5. Don Harris, Central Okla., 2.08 (6-9³/₄); 6. Brian Brown, Southern Conn. St., 2.03 (6-8).

Pole vault: 1. Trevor Boler, UC Davis, 5.10 (16-8³/₄); 2. (tie) Tony Moore, UC Davis, and Paul Schmitt, Kutztown, 5.00 (16-4³/₄); 4. Paul Chapracki, Humboldt St., 4.75 (15-7); 5. Tommy Leslie, Northwest Mo. St., 4.75 (15-7); 6. Dan Shroyer, Minn.-Duluth, 4.60 (15-1).

Long jump: 1. Marshall Grayson, Pittsburg St., 7.46 (24-5³/₄); 2. Maurice English, St. Augustine's, 7.29 (23-11); 3. Victor Tolstov, Lewis, 7.26 (23-10); 4. Dane Magloire, St. Augustine's, 7.26 (23-10); 5. Marc Hemmerick, Hillsdale, 6.96 (22-10); 6. Derrick Blount, Virginia St., 6.90 (22-7³/₄).

Triple jump: 1. Tim Rusan, St. Augustine's, 16.34 (53-7¹/₂); 2. Dane Magloire, St. Augustine's, 15.75 (51-8¹/₄); 3. Lancelot Gooden, St. Augustine's, 15.53 (50-11¹/₂); 4. Duane Brisbon, Central Mo. St., 15.38 (50-5¹/₂); 5. Terrance Woods, Abilene Christian, 15.30 (50-2¹/₂); 6. Ricardo McDonald, Southern Conn. St., 15.12 (49-7¹/₄).

Shot put: 1. Robert Garza, Tex. A&M-Kingsville, 17.37 (57-0); 2. Chad Manning, Fort Hays St., 17.19 (56-4³/₄); 3. Cory Darr, Slippery Rock, 16.85 (55-3¹/₂); 4. Tyson Bertrand, Neb.-Kearney, 16.79 (55-1); 5. Casey Seyfert, Fort Hays St., 16.75 (54-11¹/₂); 6. Paul Markel, Saginaw Valley, 16.74 (54-11¹/₄).

35-pound weight throw: 1. Rich Ulm, Ashland, 18.90 (62-0¹/₄); 2. T. J. Koniowsky, Ashland, 18.29 (60-0¹/₄); 3. Joe Borges, UC Davis, 18.06 (59-3); 4. John Frownfelter, Kutztown, 18.02 (59-1¹/₂); 5. Jason Van Elst, Grand Valley St., 17.92 (58-9¹/₂); 6. Charles Thomas, UC Davis, 17.74 (58-2¹/₂).

History

Team Results

Year	Champion	Coach	Points	Runner-Up	Points	Host or Site
1985	Southeast Mo. St.	Joey Haines	80	St. Augustine's	48	North Dakota St.
1987	St. Augustine's	George Williams	74	Mt. St. Mary's (Md.)	38	North Dakota St.
1988	Abilene Christian	Don Hood	62			South Dakota
	St. Augustine's	George Williams	62			
1989	St. Augustine's	George Williams	94	Minn. St.-Mankato	31	South Dakota
1990	St. Augustine's	George Williams	70	Abilene Christian	46	South Dakota
1991	St. Augustine's	George Williams	98	Southeast Mo. St.	36	South Dakota
1992	St. Augustine's	George Williams	81	Abilene Christian	24	Saginaw Valley
				Norfolk St.	24	
1993	Abilene Christian	Wes Kitley	69	St. Augustine's	61	South Dakota
1994	Abilene Christian	Wes Kitley	101	St. Augustine's	44	North Dakota St.
1995	St. Augustine's	George Williams	90 ³ / ₄	Abilene Christian	84 ³ / ₄	Indianapolis
1996	Abilene Christian	Wes Kitley	86 ⁵ / ₆	St. Augustine's	46 ¹ / ₃	Indianapolis
1997	Abilene Christian	Wes Kitley	132	St. Augustine's	43	Indianapolis
1998	Abilene Christian	Wes Kitley	85	St. Augustine's	59	Indianapolis
1999	Abilene Christian	Wes Kitley	85	St. Augustine's	50	Indianapolis
2000	Abilene Christian	Jon Murray	80	St. Augustine's	77	Boston

TEAM CHAMPIONSHIPS

(Note: Totals include co-championships.)

Abilene Christian 8, St. Augustine's 7, Southeast Mo. St. 1.

INDIVIDUAL CHAMPIONSHIPS

(Note: Totals include co-championships. Relays count one for each event.)

St. Augustine's 41, Abilene Christian 37, Ashland 8, New York Tech 8, Southeast Mo. St. 6, Cal St. Los Angeles 5, Central Mo. St. 5, Mt. St. Mary's (Md.) 5, Southern Conn. St. 5, Augustana (S.D.) 4, Lewis 4, Morehouse 4, South Dakota 4, C. W. Post 3, Minn. St.-Mankato 3, North Dakota 3, North Dakota St. 3, Tex. A&M-Kingsville 3, Adams St. 2, Angelo St. 2, Hampton 2, Lincoln (Mo.) 2, Pittsburg St. 2, South Dakota St. 2, Western St. 2, Binghamton, Cal Poly, UC Davis, UC Riverside, Central Okla., Chadron St., Edinboro, Ferris St., Fort Hays St., Indianapolis, Kutztown, Minn.-Duluth, Mo. Southern St., Morningside, Norfolk St., Northern Colo., St. Cloud St., Seattle Pacific, Shippensburg, Southern Ind., Wayne St. (Neb.), 1 each.

Championships Records

(Note: Teams winning relays are credited with one individual championship; relay championships do not count as individual titles for relay-team members.)

55-METER DASH

6.06—Frederick Johnson, Hampton, 3-16-85.

400-METER DASH

46.13—Jerome Young, St. Augustine's, 3-14-98.

800-METER RUN

1:47.78—Savieri Ngidhi, Abilene Christian, 3-11-95.

1,500-METER RUN

3:44.65—Savieri Ngidhi, Abilene Christian, 3-11-95.

MILE RUN

4:02.92—Alfred Rugema, Abilene Christian, 3-11-00.

5,000-METER RUN

13:45.51—Charles Mulinga, Lewis, 3-11-95.

55-METER HIGH HURDLES

7.12—Deworski Odom, St. Augustine's, 3-10-00 (preliminaries).

1,600-METER RELAY

3:08.21—St. Augustine's (Ryan Hayden, Elgin Gordon, Otis Scott, Marlin Cannon), 3-11-95.

FIELD EVENTS

HIGH JUMP

2.23 (7-3³/₄)—Gregory Roberts, Morehouse, 3-14-98.

POLE VAULT

5.51 (18-1)—Matt Hickl, Tex. A&M-Kingsville, 3-6-99.

LONG JUMP

7.95 (26-1)—Terrell Carpenter, St. Augustine's, 3-10-89.

TRIPLE JUMP

16.34 (53-7¹/₄)—Tim Rusan, St. Augustine's, 3-11-00.

SHOT PUT

19.37 (63-6³/₄)—Andy Richardson, Indianapolis, 3-14-98.

35-POUND WEIGHT THROW

20.21 (66-3³/₄)—Dan Bourque, Southern Conn. St., 3-13-98.

MISCELLANEOUS

INDIVIDUAL CHAMPIONS, YEAR

7—Abilene Christian, 1997.
6—St. Augustine's, 1991.

INDIVIDUAL TITLES, YEAR

2—Glenn Griffin, Abilene Christian, 1997 (shot put, 35-pound weight throw); Musa Gwanzura, Abilene Christian, 1998 (800-meter run, mile run); Savieri Ngidhi, Abilene Christian, 1994-95 (800-meter run, 1,500-meter run); Deworski Odom, St. Augustine's, 1999 (55-meter dash, 55-meter high hurdles); Peter Rono, Mt. St. Mary's (Md.), 1988 (800-meter run, 1,500-meter run).

INDIVIDUAL TITLES, CAREER

4—Savieri Ngidhi, Abilene Christian (800-meter run 1994-95, 1,500-meter run 1994-95); Deworski Odom, St. Augustine's (55-meter dash 1999, 55-meter high hurdles 1998-99-00).
3—Musa Gwanzura, Abilene Christian (800-meter run 1997-98, mile run 1998); Keith Holley, St. Augustine's (triple jump 1991-92-93); Sean Robbins, Ashland (long jump 1993-94-96).

REPEAT CHAMPIONS

3—Keith Holley, St. Augustine's (triple jump 1991-92-93); Deworski Odom, St. Augustine's (55-meter high hurdles 1998-99-00); Sean Robbins, Ashland (long jump 1993-94-96).

Individual Champions

55-METER DASH

1985 Frederick Johnson, Hampton, 6.06
1987 Norm McGee, North Dakota, 6.24
1988 Norm McGee, North Dakota, 6.21
1989 Kenneth Brokenburr, St. Augustine's, 6.27
1990 Kenneth Brokenburr, St. Augustine's, 6.28
1991 Wayne Watson, New York Tech, 6.30
1992 Eric Clemons, Lincoln (Mo.), 6.33

1993 Patrick Delice, Tex. A&M-Kingsville, 6.20
1994 Joe Aska, Central Okla., 6.24
1995 Randall Evans, St. Augustine's, 6.20
1996 LaMart Cooper, Wayne St. (Neb.), 6.30
1997 Sayon Cooper, Abilene Christian, 6.24
1998 Mickey Grimes, Abilene Christian, 6.31
1999 Deworski Odom, St. Augustine's, 6.28
2000 Nic Alexander, Abilene Christian, 6.20

400-METER DASH

1985 Jeff Gross, Augustana (S.D.), 47.66
1987 Tyrone Harrell, St. Augustine's, 47.61
1988 Ian Morris, Abilene Christian, 47.02
1989 Howard Burnett, New York Tech, 47.54
1990 Howard Burnett, New York Tech, 47.17

1991 Antonio Pettigrew, St. Augustine's, 47.43
1992 Antonio Pettigrew, St. Augustine's, 47.02
1993 Robert Guy, Abilene Christian, 47.90
1994 Lenval Laird, New York Tech, 47.20
1995 Ryan Hayden, St. Augustine's, 46.17
1996 Lenval Laird, New York Tech, 47.47
1997 Kempa Busby, Abilene Christian, 47.07
1998 Jerome Young, St. Augustine's, 46.13
1999 Jason Prann, Abilene Christian, 47.87
2000 Paston Coke, New York Tech, 47.18

800-METER RUN

1985 Carl Bell, Southeast Mo. St., 1:50.97
1987 Elton Lewis, C. W. Post, 1:51.86
1988 Peter Rono, Mt. St. Mary's (Md.), 1:52.89
1989 Greg Bartram, Ashland, 1:52.85
1990 Chris Silva, Augustana (S.D.), 1:52.55
1991 Chris Silva, Augustana (S.D.), 1:51.52
1992 Dale Bahr, Minn. St.-Mankato, 1:52.87
1993 Joseph Tengelei, Abilene Christian, 1:51.26
1994 Savieri Ngidhi, Abilene Christian, 1:49.39
1995 Savieri Ngidhi, Abilene Christian, 1:47.78
1996 Manuel Joseph, Lewis, 1:49.62
1997 Musa Gwanzura, Abilene Christian, 1:49.50
1998 Musa Gwanzura, Abilene Christian, 1:52.36
1999 Gilbert Tuhabonye, Abilene Christian, 1:52.26
2000 Andrew Neugebauer, South Dakota, 1:50.06

MILE RUN

1996 Alexandr Alexin, Central Mo. St., 4:05.16
1997 Alexandr Alexin, Central Mo. St., 4:05.49
1998 Musa Gwanzura, Abilene Christian, 4:04.76
1999 Nic Burrow, South Dakota St., 4:03.71
2000 Alfred Rugema, Abilene Christian, 4:02.92

5,000-METER RUN

1985 Steven Spence, Shippensburg, 14:17.65
1987 Charles Cheruyot, Mt. St. Mary's (Md.), 14:09.66
1988 Charles Cheruyot, Mt. St. Mary's (Md.), 14:30.42
1989 Doug Hanson, North Dakota St., 14:39.32
1990 Doug Hanson, North Dakota St., 14:47.40
1991 Chris Rauber, Edinboro, 14:33.32
1992 Shannon Winkelman, UC Riverside, 14:33.92
1993 Peter De La Cerda, Adams St., 14:20.89
1994 Charles Mulinga, Lewis, 14:11.42
1995 Charles Mulinga, Lewis, 13:45.51

INDOOR TRACK

1996 Thomas Korir, Abilene Christian, 14:20.84
 1997 David Kemei, Abilene Christian, 14:02.90
 1998 Elly Rono, Southern Ind., 13:56.44
 1999 Michael Aish, Western St., 14:09.52
 2000 Michael Aish, Western St., 13:48.28

55-METER HIGH HURDLES

1985 Arnie Sapp, St. Augustine's, 7.44
 1987 Derrick Knowles, St. Augustine's, 7.37
 1988 Derrick Knowles, St. Augustine's, 7.24
 1989 Brett Fortune, Hampton, 7.31
 1990 Wendell Edwards, Abilene Christian, 7.37

1991 Charles Johnson, St. Augustine's, 7.23
 1992 Wendell Edwards, Abilene Christian, 7.29
 1993 Brian Amos, Abilene Christian, 7.24
 1994 Brian Amos, Abilene Christian, 7.15
 1995 Rory Norris, St. Augustine's, 7.42

1996 Ray Banner, Cal St. Los Angeles, 7.38
 1997 Charlie Thomas, Morehouse, 7.34
 1998 Deworski Odom, St. Augustine's, 7.34
 1999 Deworski Odom, St. Augustine's, 7.27
 2000 Deworski Odom, St. Augustine's, 7.15

1,600-METER RELAY

1985 Southeast Mo. St. (Dave Jackson, Earl Nichols, Carl Bell, Kevin Lyons), 3:11.55
 1987 St. Augustine's (Tyronne Harrell, Eugene McDaniel, Ernest Barrett, Trevor Graham), 3:12.98
 1988 Abilene Christian (Aaron Phillips, Ian Morris, Marvin Brown, Ben Clay), 3:12.21
 1989 New York Tech (Al Gumbs, Don McNaughton, Livingston Harriott, Howard Burnett), 3:16.14
 1990 St. Augustine's (Fitchroy Morrison, Duane Johnson, Trevor Williams, Kenneth Brokenburr), 3:12.85
 1991 St. Augustine's (Fitchroy Morrison, Kenneth Brokenburr, Duane Johnson, Antonio Pettigrew), 3:15.67
 1992 St. Augustine's (Gilbert Hashan, Larry Sanders, Darron Bodie, Antonio Pettigrew), 3:18.13
 1993 St. Augustine's (Marco Morgan, Randall Evans, Darron Bodie, Larry Sanders), 3:16.85
 1994 New York Tech (Troy Elvie, Lenval Laird, Donovan Rowe, Evan Clarke), 3:14.10
 1995 St. Augustine's (Ryan Hayden, Elgin Gordon, Otis Scott, Marlin Cannon), 3:08.21
 1996 St. Augustine's (Chris Scott, Otis Scott, Elgin Gordon, Lynn Stewart), 3:11.61
 1997 Abilene Christian (Jason Prann, Trafton Rodgers, Sayon Cooper, Kempa Busby), 3:12.82
 1998 Abilene Christian (Jason Prann, Brian TenEyck, Lincoln London, Kempa Busby), 3:09.46
 1999 Morehouse (Horace Steele, Jelani Liddell, Kareem Morrell, Todd Smith), 3:15.25
 2000 St. Augustine's (Kevin Buzzar, Tron Chavis, Joshua Hamilton, James White), 3:11.39

HIGH JUMP

1985 Jim Lohr, Southeast Mo. St., 6-11
 1987 Mark Blahnik, Central Mo. St., 2.09 (6-10/4)
 1988 Mike Fairchild, Minn. St.-Mankato, 2.21 (7-3)
 1989 Darrin Moore, St. Augustine's, 2.12 (6-11/2)
 1990 Kyle Collins, South Dakota, 2.17 (7-1/2)
 1991 Darrin Moore, St. Augustine's, 2.17 (7-1/2)
 1992 James Shelton, St. Augustine's, 2.18 (7-1/4)
 1993 James Shelton, St. Augustine's, 2.17 (7-1/2)
 1994 Tracy Heiman, Chadron St., 2.08 (6-9/4)
 1995 *Sean Mahon, Southern Conn. St., 2.11 (6-11)
 1996 Sean Mahon, Southern Conn. St., 2.11 (6-11)
 1997 Gregory Roberts, Morehouse, 2.22 (7-3/4)
 1998 Gregory Roberts, Morehouse, 2.23 (7-3/4)
 1999 Kevin Dotson, Mo. Southern St., 2.17 (7-1/2)
 2000 Terrance Woods, Abilene Christian, 2.14 (7-0/4)

*Mahon declared champion after student-athlete from Norfolk St. declared ineligible.

POLE VAULT

1985 John Schwepker, Southeast Mo. St., 15-6
 1987 Michael Cantrel, Kutztown, 4.73 (15-6/4)
 1988 Cameron Miller, Abilene Christian, 5.23 (17-1/4)
 1989 Mike Thompson, Northern Colo., 5.1 (16-8/4)
 1990 Brian Fisher, Cal St. Los Angeles, 5.18 (17-0)
 1991 Anthony Castiglioni, Cal Poly, 4.90 (16-0/4)
 1992 Charles Zheng, Minn. St.-Mankato, 5.10 (16-8/4)
 1993 Mike Edwards, Abilene Christian, 5.25 (17-2/4)
 1994 Mike Edwards, Abilene Christian, 5.30 (17-4/2)

1995 Mike Drummey, Southern Conn. St., 5.35 (17-6/2)

1996 Ryan McGlynn, North Dakota St., 5.30 (17-4 1/2)
 1997 Dustin DeRosier, St. Cloud St., 5.50 (18-0/2)
 1998 Andrei Skvortsov, Central Mo. St., 5.40 (17-8 1/2)
 1999 Matt Hickl, Tex. A&M-Kingsville, 5.51 (18-1)
 2000 Trevor Boler, UC Davis, 5.10 (16-8 3/4)

LONG JUMP

1985 Kerry Therwanger, Angelo St., 7.62 (25-0)
 1987 Kerry Vivett, Norfolk St., 7.59 (24-10 3/4)
 1988 Xavier Donaldson, St. Augustine's, 7.48 (24-6 1/2)
 1989 Terrell Carpenter, St. Augustine's, 7.95 (26-1)
 1990 Terrell Carpenter, St. Augustine's, 7.52 (24-8 1/4)

1991 Mark Mason, St. Augustine's, 7.59 (24-11)
 1992 Mark Mason, St. Augustine's, 7.94 (26-0 3/4)
 1993 Sean Robbins, Ashland, 7.61 (24-11 3/4)
 1994 Sean Robbins, Ashland, 7.91 (25-11 1/2)
 1995 Kevin Dilworth, Abilene Christian, 7.77 (25-6)

1996 Sean Robbins, Ashland, 7.54 (24-9)
 1997 Donnell Baylock, Lewis, 7.34 (24-1)
 1998 Ayodele Aladeba, Abilene Christian, 7.65 (25-1 1/4)

1999 Brian Hamilton, Binghamton, 7.38 (24-2 1/2)
 2000 Marshall Grayson, Pittsburg St., 7.46 (24-5 3/4)

TRIPLE JUMP

1985 Keith Presberry, Southeast Mo. St., 51-4 1/4
 1987 Stan Oporski, Cal St. Los Angeles, 15.65 (51-4 1/4)

1988 James Browne, Abilene Christian, 15.94 (52-3 3/4)

1989 Earl Randolph, St. Augustine's, 15.56 (51-0 3/4)
 1990 James Browne, Abilene Christian, 15.53 (50-11 1/2)

1991 Keith Holley, St. Augustine's, 15.99 (52-5 1/2)
 1992 Keith Holley, St. Augustine's, 15.86 (52-0 1/2)
 1993 Keith Holley, St. Augustine's, 15.47 (50-9 1/4)
 1994 Chris Coleman, St. Augustine's, 15.73 (51-7 1/4)
 1995 Chris Coleman, St. Augustine's, 15.56 (51-0 3/4)

1996 Jonathan Jordan, Cal St. Los Angeles, 16.12 (52-10 3/4)

1997 Steve Gordon, South Dakota, 16.33 (53-7)
 1998 Steve Gordon, South Dakota, 16.05 (52-8)
 1999 Terrance Woods, Abilene Christian, 15.87 (52-1)
 2000 Tim Rusan, St. Augustine's, 16.34 (53-7 1/2)

SHOT PUT

1985 Dave Levos, North Dakota, 57-7
 1987 Marc McFadden, Lincoln (Mo.), 18.26 (59-11)
 1988 John Walters, Ashland, 17.53 (57-6 1/4)
 1989 John Walters, Ashland, 17.24 (56-6 3/4)
 1990 Paul Cochran, Ferris St., 17.64 (57-10 1/2)

1991 Patrik Hennings, Angelo St., 17.82 (58-5 3/4)
 1992 Kerrick Johnson, Minn.-Duluth, 16.86 (55-3 3/4)
 1993 Mike Olson, Seattle Pacific, 18.18 (59-7 3/4)
 1994 Brad Mears, Central Mo. St., 17.59 (57-8 1/2)
 1995 Ryan Keith, Pittsburg St., 17.72 (58-1 3/4)

1996 Tambi Weni, Cal St. Los Angeles, 18.58 (60-11 1/2)

1997 Glenn Griffin, Abilene Christian, 18.45 (60-6 1/2)
 1998 Andy Richardson, Indianapolis, 19.37 (63-6 3/4)
 1999 Casey Seyfert, Fort Hays St., 17.01 (55-9 3/4)
 2000 Robert Garza, Tex. A&M-Kingsville, 17.37 (57-0)

35-POUND WEIGHT THROW

1985 Ken Blanchard, Southern Conn. St., 59-7 1/4
 1996 John McEwen, Morningside, 18.92 (62-1)
 1997 Glenn Griffin, Abilene Christian, 19.81 (65-0)
 1998 Dan Bourque, Southern Conn. St., 20.21 (66-3 3/4)
 1999 Jake Brooks, Ashland, 19.22 (63-0 3/4)

2000 Rich Ulm, Ashland, 18.90 (62-0 1/4)

(Note: This event is no longer contested.)

1,500-METER RUN

1985 Rodney DeHaven, South Dakota St., 3:51.23
 1987 Kip Cheriyot, Mt. St. Mary's (Md.), 3:49.16
 1988 Peter Rono, Mt. St. Mary's (Md.), 3:47.99
 1989 Brian Radle, Southeast Mo. St., 3:47.53
 1990 Luis Nunez, C. W. Post, 3:52.77

1991 Luis Nunez, C. W. Post, 3:53.36
 1992 Matt Kiesow, Augustana (S.D.), 3:51.89
 1993 Shane Healy, Adams St., 3:46.42
 1994 Savieri Ngidhi, Abilene Christian, 3:50.46
 1995 Savieri Ngidhi, Abilene Christian, 3:44.65

All-Time Team Results

1985: 1. Southeast Mo. St., 80; 2. St. Augustine's, 48; 3. Hampton, 27; 4. (tie) Stephen F. Austin and South Dakota St., 22; 6. Southern Conn. St., 21; 7. North Dakota St., 18; 8. North Dakota, 14; 9. (tie) Cal St. Los Angeles, Howard Payne and Mass.-Lowell, 12; 12. Augustana (S.D.), 11; 13. (tie) Angelo St. and Shippensburg, 10; 15. Ferris St., 9; 16. (tie) Central Mo. St., Neb.-Omaha, New York Tech, Norfolk St. and St. Cloud St., 8; 21. Lincoln (Mo.), 7; 22. (tie) Dist. Columbia, Minn. St.-Mankato and Truman, 6; 25. Keene St., 4; 26. C. W. Post, 3; 27. Liberty, 2.

1986: Championships not held.

1987: 1. St. Augustine's, 74; 2. Mt. St. Mary's (Md.), 38; 3. (tie) Northwest Mo. St. and Southeast Mo. St., 26; 5. Central Mo. St., 20; 6. Liberty, 17; 7. Norfolk St., 16; 8. Ashland, 15; 9. (tie) Cal St. Los Angeles, Hampton and North Dakota, 14; 12. New York Tech, 13; 13. (tie) Lincoln (Mo.) and South Dakota St., 12; 15. (tie) C. W. Post and Minn. St.-Mankato, 11; 17. Kutztown, 10; 18. North Dakota St., 6; 19. (tie) Mass.-Lowell and Southern Conn. St., 5; 21. Ferris St., 4; 22. Colorado Mines, 2; 23. (tie) Truman and West Chester, 1.

1988: 1. (tie) Abilene Christian and St. Augustine's, 62; 3. Mt. St. Mary's (Md.), 38; 4. Southeast Mo. St., 29; 5. Minn. St.-Mankato, 20; 6. New York Tech, 18; 7. (tie) Ashland and North Dakota St., 16; 9. North Dakota, 15; 10. (tie) Hampton and Troy St., 14; 12. Liberty, 12; 13. (tie) Cal St. Los Angeles and Southern Conn. St., 10; 15. (tie) Morningside and West Chester, 8; 17. Ferris St., 6; 18. St. Cloud St., 4; 19. Shippensburg, 3; 20. Kutztown, 2; 21. (tie) Bentley, Central Mo. St., Keene St. and Norfolk St., 1.

1989: 1. St. Augustine's, 94; 2. Minn. St.-Mankato, 31; 3. Ashland, 27; 4. North Dakota St., 25; 5. New York Tech, 23; 6. Southeast Mo. St., 22; 7. C. W. Post, 19; 8. Northern Colo., 18; 9. Cal St. Los Angeles, 17; 10. Hampton, 15; 11. South Dakota St., 14; 12. (tie) Lincoln (Mo.) and North Dakota, 12; 14. (tie) Keene St. and St. Cloud St., 8; 16. (tie) Northwest Mo. St., Philadelphia U. and Saginaw Valley, 6; 19. (tie) Ferris St. and Southern Conn. St., 2; 21. (tie) Augustana (S.D.), Central Mo. St., Dist. Columbia, South Dakota and Truman, 1.

1990: 1. St. Augustine's, 70; 2. Abilene Christian, 46; 3. Hampton, 30; 4. Southeast Mo. St., 27; 5. North Dakota St., 26; 6. Cal St. Los Angeles, 18; 7. New York Tech, 17; 8. Northern Colo., 11; 9. (tie) Augustana (S.D.), C. W. Post, Ferris St., Lincoln (Mo.) and South Dakota, 10; 14. Northwest Mo. St., 9; 15. Pittsburg St., 8 1/2; 16. (tie) Central Mo. St. and South Dakota St., 8; 18. (tie) Ashland, North Dakota and Philadelphia U., 6; 21. Minn. St.-Mankato, 5; 22. (tie) SIU-Edwardsville and Slippery Rock, 4; 24. Mo.-Rolla, 3; 25. Southern Conn. St., 2 1/2; 26. (tie) Central Okla., Keene St. and Southern Ind., 2; 29. East Stroudsburg, 1.

1991: 1. St. Augustine's, 98; 2. Southeast Mo. St., 36; 3. Abilene Christian, 34; 4. Angelo St., 22; 5. Augustana (S.D.), 18; 6. Hampton, 17; 7. (tie) Cal Poly and South Dakota St., 14; 9. C. W. Post, 13; 10. (tie) Edinboro, Minn. St.-Mankato and New York Tech, 10; 13. Norfolk St., 9; 14. (tie) St. Cloud St. and Shippensburg, 8; 16. (tie) Neb.-Kearney and South Dakota, 7; 18. (tie) North Dakota and Northwest Mo. St., 6; 20. (tie) Cal St. Los Angeles and SIU-Edwardsville, 4; 22. Ashland, 3; 23. (tie) Kutztown, Lewis, Lincoln (Mo.), New Haven and Pittsburg St., 2; 28. (tie) UC Riverside, Central Mo. St. and Mississippi Col., 1.

1992: 1. St. Augustine's, 81; 2. (tie) Abilene Christian and Norfolk St., 24; 4. Minn. St.-Mankato, 22; 5. (tie) Augustana (S.D.) and UC Riverside, 18; 7. South Dakota, 16; 8. (tie) Cal Poly and Kutztown, 14; 10. (tie) Lincoln (Mo.) and Morningside, 12; 12. Truman, 11; 13. Minn.-Duluth, 10; 14. (tie) C. W. Post and Northwest Mo. St., 9; 16. (tie) Cal St. Bakersfield and Central Mo. St., 8; 18. Southern Colo., 6 1/2; 19. (tie) Central Okla., Kentucky St., Mass.-Lowell and St. Cloud St., 6; 23. (tie) Ashland, Edinboro, Hampton, North Dakota and South Dakota St., 4; 28. North Dakota St., 3; 29. Tex. A&M-Kingsville, 2 1/2; 30. Pittsburg St., 2; 31. (tie) Ferris St., Hillsdale and Indiana (Pa.), 1.

1993: 1. Abilene Christian, 69; 2. St. Augustine's, 61; 3. Adams St., 42; 4. Western St., 21; 5. (tie) Alabama A&M and Cal St. Bakersfield, 16; 7. Ashland, 15; 8. Tex. A&M-Kingsville, 11; 9. (tie) Cal St. Los Angeles, New York Tech and Seattle Pacific, 10; 12. Norfolk St., 9 1/2;

13. (tie) Augustana (S.D.) and Minn. St.-Mankato, 9; 15. (tie) UC Riverside and Central Mo. St., 8; 17. Hillsdale, 7; 18. (tie) UC Davis and Southern Conn. St., 6; 20. (tie) C. W. Post and North Dakota St., 5; 22. Cal Poly, 4; 23. St. Cloud St., 2 1/2; 24. (tie) Emporia St., Lewis, Minn.-Duluth, Pittsburg St. and Southern Colo., 2; 29. (tie) Morningside and Saginaw Valley, 1.

1994: 1. Abilene Christian, 101; 2. St. Augustine's, 44; 3. New York Tech, 42; 4. Ashland, 22; 5. North Dakota St., 21; 6. Lewis, 16; 7. Central Mo. St., 15; 8. South Dakota, 14; 9. (tie) Central Okla. and Chadron St., 10; 11. (tie) UC Riverside, Hillsdale, N.C. Central and Southern Conn. St., 8; 15. (tie) Millersville, Morningside and Seattle Pacific, 6; 18. Augustana (S.D.), 5; 19. (tie) Southwest Baptist and Western St., 4; 21. (tie) Adams St. and Minn. St.-Mankato, 3; 23. (tie) Minn.-Duluth and Northern Colo., 2; 25. (tie) Kentucky St., St. Cloud St., Shippensburg and South Dakota St., 1.

1995: 1. St. Augustine's, 90 3/4; 2. Abilene Christian, 84 3/4; 3. Pittsburg St., 30; 4. Southern Conn. St., 20; 5. Adams St., 16; 6. Ashland, 15; 7. (tie) New York Tech and Western St., 12; 9. (tie) Lewis and Indianapolis, 10; 11. (tie) Central Mo. St. and North Dakota St., 9; 13. (tie) Emporia St. and North Dakota, 8; 15. (tie) New Haven, Norfolk St. and Wayne St. (Neb.), 6; 18. (tie) Neb.-Kearney and St. Rose, 4; 20. Augustana (S.D.), 3; 21. (tie) South Dakota, Southwest Baptist and Truman, 2; 24. South Dakota St., 1; 25. (tie) Northwest Mo. St. and Saginaw Valley, 3/4.

Standings adjusted due to student-athlete from Norfolk St. being declared ineligible.

1996: 1. Abilene Christian, 86 5/6; 2. St. Augustine's, 46 1/3; 3. Cal St. Los Angeles, 36; 4. Central Mo. St., 34 1/3; 5. Lewis, 22; 6. New York Tech, 14; 7. (tie) North Dakota St., Pittsburg St., St. Cloud St. and Western St., 12; 11. (tie) Ashland, Morningside, Southern Conn. St., Truman and Wayne St. (Neb.), 10; 16. Indianapolis, 8; 17. Lincoln (Mo.), 7; 18. South Dakota, 6 1/2; 19. (tie) Cal St. Bakersfield, Emporia St. and Millersville, 6; 22. Minn. St.-Mankato, 5; 23. (tie) Adams St., Keene St. and Mo. Southern St., 4; 26. (tie) Augustana (S.D.), Neb.-Kearney and South Dakota St., 2; 29. (tie) Chadron St., East Stroudsburg and New Haven, 1.

1997: 1. Abilene Christian, 132; 2. St. Augustine's, 43; 3. South Dakota, 29; 4. Central Mo. St., 24 1/2; 5. Morehouse, 20; 6. Indianapolis, 19; 7. Lewis, 18; 8. St. Cloud St., 12; 9. (tie) Southern Conn. St. and Western St., 10; 11. (tie) Adams St., Augustana (S.D.), Morningside, North Dakota St., North Fla. and Wheeling Jesuit, 8; 17. North Dakota, 7; 18. Pittsburg St., 6 1/2; 19. (tie) Fort Hays St. and Northwest Mo. St., 4; 21. (tie) Mass.-Lowell and Truman, 3; 23. (tie) UC Davis, South Dakota St. and Southern Ind., 2; 26. (tie) Ashland, UC Riverside, Emporia St. and New York Tech, 1.

Standings adjusted due to student-athlete from Cal St. Los Angeles being declared ineligible.

1998: 1. Abilene Christian, 85; 2. St. Augustine's, 59; 3. Central Mo. St., 34; 4. Morehouse, 20; 5. (tie) South Dakota and Wheeling Jesuit, 14; 7. New York Tech, 12; 8. (tie) Emporia St., Indianapolis, North Dakota St., Southern Conn. St., Southern Ind., Tex. A&M-Kingsville and Western St., 10; 15. (tie) North Dakota and South Dakota St., 9; 17. (tie) Adams St., Ashland, Augustana

(S.D.) and Morningside, 8; 21. (tie) Fort Hays St. and Lewis, 7; 23. Wayne St. (Neb.), 6; 24. (tie) Chadron St., East Stroudsburg, New Haven and Pittsburg St., 4; 28. Hillsdale, 3; 29. Neb.-Kearney, 2; 30. (tie) St. Cloud St. and Slippery Rock, 1 1/2; 32. Truman, 1.

Standings adjusted due to student-athlete from Abilene Christian being declared ineligible.

1999: 1. Abilene Christian, 85; 2. St. Augustine's, 50; 3. Morehouse, 26; 4. Central Mo. St., 22; 5. Emporia St., 18; 6. North Dakota St., 13; 7. (tie) Ashland and Western St., 12; 9. South Dakota St., 11; 10. (tie) Binghamton, Fort Hays St., Mo. Southern St., St. Cloud St., South Dakota and Tex. A&M-Kingsville, 10; 16. (tie) Adams St. and Lewis, 9; 18. (tie) Kutztown, Shaw, Southern Ind. and Wheeling Jesuit, 8; 22. (tie) New Haven, New York Tech and Pittsburg St. 6; 25. Neb.-Kearney, 5; 26. (tie) UC Davis, Central Okla. and Morningside, 4; 29. (tie) Minn. St.-Mankato, Northwest Mo. St. and Slippery Rock, 2.

2000: 1. Abilene Christian, 80; 2. St. Augustine's, 77; 3. UC Davis, 24; 4. Western St., 21; 5. New York Tech, 19; 6. Ashland, 18; 7. (tie) N.C. Central and North Dakota St., 14; 9. (tie) Central Mo. St., Fort Hays St. and South Dakota, 12; 12. Kutztown, 11; 13. (tie) Grand Valley St., Lewis, Pittsburg St. and Tex. A&M-Kingsville, 10; 17. Hillsdale, 8; 18. Slippery Rock, 6; 19. Morehouse, 5; 20. (tie) Humboldt St., Millersville and Neb.-Kearney, 4; 23. (tie) Central Okla., Colorado Mines, Mo. Southern St., Northwest Mo. St., Northwood and Southern Conn. St., 2; 29. (tie) Kentucky St., Lock Haven, Mass.-Lowell, Minn.-Duluth, Saginaw Valley and Virginia St., 1.

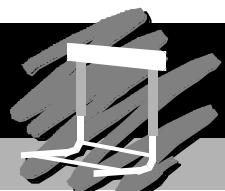


Photo by Todd Phillips/NCAA Photos

Justin Rapp of North Central finished third in the shot put as his team placed second.

Indoor Track

DIVISION III



2000 Championships

Highlights

Lions Keep Streak Alive: Lincoln (Pennsylvania) relied on its traditional strength in the sprints and hurdles to capture its third straight championship March 10-11 at Illinois Wesleyan.

For the second straight year, Lincoln scored 40 points in the 55- and 400-meter dashes, and the 55-meter hurdles, on its way to 59 points overall. North Central was second with 40 points.

Dayne Ross won the 55 dash for Lincoln, with teammates Chaz Clemons and Roland Whiting claiming fourth and sixth places, respectively. The Lions earned nine points in the 400 dash, as Steve Mitchell was the runner-up and Robert Woolbright was sixth.

Lincoln's best event was the 55 hurdles. Christopher Cobbs reclaimed the title he first won in 1998. Cobbs' victory stretched Lincoln's winning streak in the event to five years.

Kevin Taylor added a third-place effort in the 55 hurdles for the Lions, who also received a major boost from triple-jump champion Justin Jarmon.

North Central's Tim McCoskey took first place in the 1,500-meter run and anchored the Cardinals' victorious distance medley relay unit.

TEAM STANDINGS

1. Lincoln (Pa.)..... 59	8. Ill. Wesleyan 16	15. Bates..... 8
2. North Central 40	9. Chris. Newport..... 14	Bowdoin..... 8
3. Wis.-La Crosse..... 33	10. Wis.-Platteville..... 12	Dubuque..... 8
4. Wis.-Stevens Point..... 28	11. McMurry..... 10	Eastern Ore. 8
5. Neb. Wesleyan..... 26	Pacific Lutheran 10	Millikin..... 8
6. Wheaton (Mass.)..... 18	Rowan..... 10	Springfield..... 8
7. St. Thomas (Minn.)..... 17	14. Heidelberg 9	Washington (Mo.)..... 8

INDOOR TRACK

22. Wis.-Oshkosh	7
23. DePauw	6
Eastern Conn. St.	6
Ohio Wesleyan	6
26. Ohio Northern	5
27. Amherst	4
Augustana (Ill.)	4
Brandeis	4

Lynchburg	4
Rose-Hulman	4
St. Olaf	4
Wis.-Eau Claire	4
34. Keene St.	3
35. Elmhurst	2
Haverford	2

Macalester	2
MIT	2
Messiah	2
Worcester St.	2
41. Dickinson	1
Mount Union	1
Widener	1

INDIVIDUAL RESULTS

55-meter dash: 1. Dayne Ross, Lincoln (Pa.), 6.25; 2. Roman Cress, St. Thomas (Minn.), 6.25; 3. Jared Arn, Wis.-La Crosse, 6.31; 4. Chaz Clemons, Lincoln (Pa.), 6.32; 5. Stanley Egbor, Worcester St., 6.35; 6. Roland Whiting, Lincoln (Pa.), 6.39.

400-meter dash: 1. Rich Dixon, Rowan, 48.74; 2. Steve Mitchell, Lincoln (Pa.), 48.89; 3. Tyler Stillman, Ohio Wesleyan, 49.00; 4. Philip Reksel, Rose-Hulman, 49.30; 5. Safwan Williams, Lynchburg, 49.51; 6. Robert Woolbright, Lincoln (Pa.), 49.73.

800-meter run: 1. Matt Byington, Neb. Wesleyan, 1:51.89; 2. Chris Downe, Bowdoin, 1:52.52; 3. Keith Brumund-Smith, Wis.-Platteville, 1:52.81; 4. Bruce Perlow, Amherst, 1:53.01; 5. Elvis McCarter, Elmhurst, 1:54.00; 6. Adrian Worrell, Lincoln (Pa.), 1:54.12.

1,500-meter run: 1. Tim McCoskey, North Central, 3:52.79; 2. Ryan Kollmann, St. Thomas (Minn.), 3:53.52; 3. Ed Riegert, North Central, 3:54.57; 4. Adam Koppin, Heidelberg, 3:54.90; 5. Sean Montgomery, MIT, 3:55.03; 6. Charles Califf, North Central, 3:55.35.

5,000-meter run: 1. Dan Schwamberger, Wis.-Stevens Point, 14:33.43; 2. Tim Julien, Washington (Mo.), 14:37.13; 3. Jeff Hansen, North Central, 14:37.52; 4. Samson Yohannes, Brandeis, 14:37.62; 5.

Wilson Perez, Keene St., 14:39.73; 6. Colin Young, North Central, 14:40.15.

55-meter high hurdles: 1. Christopher Cobbs, Lincoln (Pa.), 7.33; 2. Greg Ortberg, Dubuque, 7.51; 3. Kevin Taylor, Lincoln (Pa.), 7.56; 4. Derek Walgrave, Wis.-La Crosse, 7.58; 5. Brian Hauff, Neb. Wesleyan, 7.59; 6. Ryan Dahmen, Wis.-Oshkosh, 7.60.

1,600-meter relay: 1. Neb. Wesleyan (Steve Harder, Luke Alexander, Josh Becker, Heath Smith), 3:16.97; 2. Lincoln (Pa.), 3:17.97; 3. Wis.-La Crosse, 3:18.18; 4. Wis.-Platteville, 3:18.65; 5. Lynchburg, 3:19.47; 6. Widener, 3:20.06.

Distance medley relay: 1. North Central (Charles Califf, Zach Bukal, Ed Riegert, Tim McCoskey), 10:00.13; 2. Wis.-Stevens Point, 10:00.90; 3. Wis.-Oshkosh, 10:00.98; 4. Wis.-La Crosse, 10:01.56; 5. Haverford, 10:10.25; 6. Keene St., 10:11.55.

High jump: 1. Mike Mead, Wis.-Stevens Point, 2.08 (6-9³/₄); 2. Raheim Greenridge, Wheaton (Mass.), 2.08 (6-9³/₄); 3. (tie) Grant Jones, Ohio Northern, and Darren Nelson, Heidelberg, 2.03 (6-8); 5. Chris Boyles, Messiah, 2.03 (6-8); 6. Mike Scanish, Dickinson, 2.03 (6-8).

Pole vault: 1. Brad Parris, McMurry, 5.15 (16-10³/₄); 2. Jason Follett, Eastern Ore., 5.00 (16-4³/₄); 3. Chad Jaeger, Wis.-La Crosse, 4.85 (15-11); 4. Steve Zimmerman, Ill. Wesleyan, 4.85 (15-11); 5. Dustin

Waddell, Augustana (Ill.), 4.70 (15-5); 6. Ben Stern, Wis.-La Crosse, 4.70 (15-5).

Long jump: 1. Rob Tyson, Wheaton (Mass.), 7.27 (23-10¹/₄); 2. Carl Alexander, Millikin, 7.26 (23-10); 3. Jason Edwards, Eastern Conn. St., 7.21 (23-8); 4. Cory Dingels, St. Olaf, 7.15 (23-5¹/₂); 5. Andy Basler, Wis.-La Crosse, 7.09 (23-3¹/₄); 6. Martez Clark, Ill. Wesleyan, 7.09 (23-3¹/₄).

Triple jump: 1. Justin Jarmon, Lincoln (Pa.), 14.89 (48-10¹/₄); 2. Stephen Roberts, Chris. Newport, 14.76 (48-5¹/₄); 3. Damon Talley, Chris. Newport, 14.66 (48-1¹/₄); 4. Tommy Ngo, Wis.-Eau Claire, 14.60 (47-11); 5. Kajerero Ssebbaale, Macalester, 14.54 (47-8¹/₂); 6. Harold Gauthier, Ill. Wesleyan, 14.53 (47-8).

Shot put: 1. Jason Dennis, Ill. Wesleyan, 17.31 (56-9¹/₂); 2. Damian Larkins, Springfield, 16.63 (54-6³/₄); 3. Justin Rapp, North Central, 16.42 (53-10¹/₂); 4. Luis Moroney, Wis.-La Crosse, 16.20 (53-1³/₄); 5. David Dempsey, Augustana (Ill.), 16.13 (52-11); 6. Chris Basich, Mount Union, 16.13 (52-11).

35-pound weight throw: 1. Ryan Dirks, Pacific Lutheran, 18.19 (59-8¹/₄); 2. Lucas Adams, Bates, 18.11 (59-5); 3. Colin Smith, DePauw, 18.00 (59-0³/₄); 4. Josh Beaver, Neb. Wesleyan, 17.58 (57-8¹/₄); 5. Dave Hahn, Wis.-Platteville, 17.06 (55-11³/₄); 6. Joe Bilek, St. Thomas (Minn.), 16.55 (54-3³/₄).

History

Team Results

Year	Champion	Coach	Points	Runner-Up	Points	Host or Site
1985.....	St. Thomas (Minn.)	Mark Dienhart	38	Lincoln (Pa.)	34	Bates
1986.....	Frostburg St.	Bob Lewis	38	Mount Union	34	St. Thomas (Minn.)
1987.....	Wis.-La Crosse	Joe Thompson	44 ¹ / ₂	St. Lawrence	43	Chicago
1988.....	Wis.-La Crosse	Mark Guthrie	36	St. Lawrence	30	Smith
1989.....	North Central	Al Carius	66 ¹ / ₂	Lincoln (Pa.)	38	Bowdoin
1990.....	Lincoln (Pa.)	Cyrus Jones	36	MIT	30 ¹ / ₂	Smith
1991.....	Wis.-La Crosse	Mark Guthrie	58	Lincoln (Pa.)	47 ¹ / ₂	Wesleyan (Conn.)
1992.....	Wis.-La Crosse	Mark Guthrie	57	Lincoln (Pa.)	49	Wis.-Stevens Point
1993.....	Wis.-La Crosse	Mark Guthrie	70	Lincoln (Pa.)	48	Bowdoin
1994.....	Wis.-La Crosse	Mark Guthrie	50	Neb. Wesleyan	42	Wis.-Oshkosh
1995.....	Lincoln (Pa.)	Cyrus Jones	56	Albany (N.Y.)	32	Ohio Northern
1996.....	Lincoln (Pa.)	Cyrus Jones	58	Mount Union	42	Smith
1997.....	Wis.-La Crosse	Mark Guthrie	44	Lincoln (Pa.)	41	Wis.-Oshkosh
1998.....	Lincoln (Pa.)	Cyrus Jones	53	Mount Union	48	Brandeis
1999.....	Lincoln (Pa.)	Cyrus Jones	60	Wis.-Oshkosh	37	Ohio Northern
2000.....	Lincoln (Pa.)	Cyrus Jones	59	North Central	40	Ill. Wesleyan

TEAM CHAMPIONSHIPS

Wis.-La Crosse 7, Lincoln (Pa.) 6, Frostburg St., North Central, St. Thomas (Minn.), 1 each.

INDIVIDUAL CHAMPIONSHIPS

(Note: Totals include co-championships. Relays count one for each event.)

Lincoln (Pa.) 30, Wis.-La Crosse 16, Mount Union 11, Neb. Wesleyan 11, North Central 10, St. Thomas (Minn.) 10, Haverford 8, Augustana (Ill.) 5, Frostburg St. 5, MIT 5, St. Lawrence 5, Wis.-Stevens Point 5, Albany (N.Y.) 4, Fredonia St. 4, Bates 3, Brandeis 3, Fitchburg St. 3, Ill. Wesleyan 3, Muskingum 3, Rowan 3, Williams 3, Wis.-Oshkosh 3, Wis.-Stout 3, Amherst 2, Chris. Newport 2, Concordia-M'head 2, Cortland St. 2, Loras 2, McMurry 2, Moravian 2, Richard Stockton 2, Rose-Hulman 2, St. Olaf 2, Simpson 2, Wheaton (Mass.) 2, Wis.-Eau Claire 2, Wis.-Platteville 2, Bridgewater (Va.), Buena Vista, Buffalo St., Carleton, Coast Guard, Cornell College, Denison, Elmhurst, Eureka, Hunter, John Carroll, Mass.-Boston, Montclair St., Ohio Wesleyan, Otterbein, Pacific Lutheran, Plattsburgh St., Rensselaer, Springfield, Union (N.Y.), Upper Iowa, Ursinus, 1 each.

Championships Records

(Note: Teams winning relays are credited with one individual championship; relay championships do not count as individual titles for relay-team members.)

METERS**55-METER DASH**

6.22—Stefan Mascoll, Cortland St., 3-13-99.

400-METER DASH

47.64—Rich Dixon, Rowan, 3-13-99.

800-METER RUN

1:49.87—Clive Terrelonge, Lincoln (Pa.), 3-14-92.

1,500-METER RUN

3:47.72—Karl Paranya, Haverford, 3-8-97.

5,000-METER RUN

13:53.17—Dan Mayer, North Central, 3-11-94.

55-METER HIGH HURDLES

7.31—Jeffrey York, Albany (N.Y.), 3-11-95.

1,600-METER RELAY

3:15.12—Lincoln (Pa.) (Jerome Johnson, Jeff Taylor, Granger Darden, Clive Terrelonge), 3-14-92.

DISTANCE MEDLEY RELAY

10:00.13—North Central (Charles Califf, Zach Bukal, Ed Riegert, Tim McCoskey), 3-10-00.

FIELD EVENTS**HIGH JUMP**

2.22 (7-3/4)—Ken Hoffman, St. Olaf, 3-13-93.

POLE VAULT

5.29 (17-4/4)—Mike Schnur, Wis.-La Crosse, 3-8-96.

LONG JUMP

7.70 (25-3/4)—Shawn Watson, Mount Union, 3-13-99.

TRIPLE JUMP

16.10 (52-10)—Jan Cado, North Central, 3-10-90.

SHOT PUT

18.21 (59-9)—Aaron Banks, Concordia-M'head, 3-9-96.

35-POUND WEIGHT THROW

19.42 (63-8³/₄)—Ethan Brooks, Williams, 3-8-96.

MISCELLANEOUS**INDIVIDUAL CHAMPIONS, YEAR**

4—Lincoln (Pa.), 1993.

INDIVIDUAL TITLES, YEAR

3—Leonard Jones, St. Thomas (Minn.), 1994 (high jump, long jump, triple jump).
2—Jan Cado, North Central, 1989-90 (long jump, triple jump); Dave Cooper, Mount Union, 1998 (1,500-meter run, 5,000-meter run); Greg Foster, Richard Stockton, 1988 (long jump, triple jump); Leonard Jones, St. Thomas (Minn.), 1992 (high jump,

long jump); Shannon King, Wis.-Oshkosh, 1999 (high jump, triple jump); Karl Paranya, Haverford, 1995 (800-meter run, 1,500-meter run); Terry Strouf, Wis.-La Crosse, 1987-88 (shot put, 35-pound weight throw); Shawn Watson, Mount Union, 1996 (long jump, triple jump).

INDIVIDUAL TITLES, CAREER

7—Leonard Jones, St. Thomas (Minn.) (high jump 1992-94, long jump 1991-92-94, triple jump 1993-94).

5—Karl Paranya, Haverford (800-meter run 1994-95, 1,500-meter run 1995-96-97); Terry Strouf, Wis.-La Crosse (shot put 1986-87-88, 35-pound weight throw 1987-88).

REPEAT CHAMPIONS

3—Maynard Hurd, Frostburg St. (55-meter high hurdles 1985-86-87); Brandon Jones, Lincoln (Pa.) (55-meter dash 1992-93-95); Karl Paranya, Haverford (1,500-meter run 1995-96-97); Terry Strouf, Wis.-La Crosse (shot put 1986-87-88); Chad Thomas, Muskingum (pole vault 1991-92-93); Gary Wasserman, Neb. Wesleyan (5,000-meter run 1991-92-93); Shawn Watson, Mount Union (long jump 1996-97-99).

Individual Champions**55-METER DASH**

1985 Ronnie Hendred, Cornell College, 6.41
1986 Daryl Brownlee, Buffalo St., 6.35
1987 Joseph Barber, Frostburg St., 6.37
1988 Vacated
1989 Barry Harris, Loras, 6.39

1990 Ed Milling, Chris. Newport, 6.42
1991 Bruce Canterberry, Neb. Wesleyan, 6.35
1992 Brandon Jones, Lincoln (Pa.), 6.31
1993 Brandon Jones, Lincoln (Pa.), 6.35
1994 Rich Vargas, Wis.-Stout, 6.40

1995 Brandon Jones, Lincoln (Pa.), 6.31
1996 Don Waldron, Lincoln (Pa.), 6.37
1997 Krishnaun Gilmore, Rensselaer, 6.36
1998 Stefan Mascoll, Cortland St., 6.27
1999 Stefan Mascoll, Cortland St., 6.22

2000 Dayne Ross, Lincoln (Pa.), 6.25

400-METER DASH

1985 Barry Fearon, Lincoln (Pa.), 48.53
1986 Brian Crossman, Fitchburg St., 48.45
1987 Tim McCrossen, St. Lawrence, 48.32
1988 Brian Crossman, Fitchburg St., 47.88
1989 Mark Long, Lincoln (Pa.), 48.22

1990 Boniface Makatiani, MIT, 48.46
1991 Mark Dunzo, MIT, 49.37
1992 DeWayne Stevens, Montclair St., 47.73
1993 Jeff Taylor, Lincoln (Pa.), 48.19
1994 David Coates, Wis.-La Crosse, 48.65

1995 Terry Anders, Wis.-Stout, 49.01
1996 Terry Anders, Wis.-Stout, 48.33
1997 David Whiteis, Wis.-La Crosse, 48.71
1998 Robert Woolbright, Lincoln (Pa.), 49.03
1999 Rich Dixon, Rowan, 47.64

2000 Rich Dixon, Rowan, 48.74

800-METER RUN

1985 Kirk Pederson, Simpson, 1:51.78
1986 Don Hastings, Plattsburgh St., 1:54.24
1987 Vernon Miller, Albany (N.Y.), 1:55.19
1988 Dan Baker, North Central, 1:53.66
1989 John Ondande, Loras, 1:53.38

1990 Jeff Cullingford, Moravian, 1:53.11
1991 Clive Terrelonge, Lincoln (Pa.), 1:51.77
1992 Clive Terrelonge, Lincoln (Pa.), 1:49.87
1993 Mike Taylor, Lincoln (Pa.), 1:53.46
1994 Karl Paranya, Haverford, 1:54.51

1995 Karl Paranya, Haverford, 1:52.99
1996 Creaghan Trainor, Williams, 1:52.00
1997 Geoff Getz, Brandeis, 1:53.28
1998 Robert Mitchell, Amherst, 1:50.85
1999 Geoff Getz, Brandeis, 1:51.04

2000 Matt Byington, Neb. Wesleyan, 1:51.89

1,500-METER RUN

1985 Mark Beeman, Brandeis, 3:49.37
1986 Jukka Tammissuo, St. Lawrence, 3:51.15
1987 Jukka Tammissuo, St. Lawrence, 3:51.10
1988 Daniel Casper, Carleton, 3:51.84

1989 Dan Baker, North Central, 3:54.41

1990 Jeff Powles, Mount Union, 3:53.55
1991 Matt Leighninger, Haverford, 3:54.99
1992 Sandu Rebenciuc, Augustana (Ill.), 3:53.80
1993 Sandu Rebenciuc, Augustana (Ill.), 3:54.53
1994 Aaron Curry, Haverford, 3:54.65

1995 Karl Paranya, Haverford, 3:54.01
1996 Karl Paranya, Haverford, 3:48.43
1997 Karl Paranya, Haverford, 3:47.72
1998 Dave Cooper, Mount Union, 3:52.56
1999 Robert Mitchell, Amherst, 3:52.05

2000 Tim McCoskey, North Central, 3:52.79

5,000-METER RUN

1985 Danny Bauer, Simpson, 14:25.80
1986 John Fitzgerald, Bates, 14:34.70
1987 Arnie Schraeder, Wis.-Stevens Point, 14:26.92
1988 Tom Moris, Wis.-Stevens Point, 14:25.87
1989 Brett Burt, Wis.-La Crosse, 14:31.52

1990 Seamus McElligott, Haverford, 14:27.26
1991 Gary Wasserman, Neb. Wesleyan, 14:31.12
1992 Gary Wasserman, Neb. Wesleyan, 14:25.95
1993 Gary Wasserman, Neb. Wesleyan, 14:11.54
1994 Dan Mayer, North Central, 13:53.17

1995 Ambo Bati, Augustana (Ill.), 14:35.46
1996 Ambo Bati, Augustana (Ill.), 14:21.52
1997 Dave Cooper, Mount Union, 14:37.44
1998 Dave Cooper, Mount Union, 14:27.13
1999 Michael Teye, Frostburg St., 14:49.15

2000 Dan Schwamberger, Wis.-Stevens Point, 14:33.43

55-METER HIGH HURDLES

1985 Maynard Hurd, Frostburg St., 7.50
1986 Maynard Hurd, Frostburg St., 7.40
1987 Maynard Hurd, Frostburg St., 7.40
1988 David Detlefsen, Neb. Wesleyan, 7.40
1989 Victor Colter, Lincoln (Pa.), 7.62

1990 Malik Jones, Ill. Wesleyan, 7.56
1991 Mark Whitsett, Lincoln (Pa.), 7.48
1992 Jeffrey York, Albany (N.Y.), 7.37
1993 Shannon Flowers, Lincoln (Pa.), 7.32
1994 Greg O'Neil, Moravian, 7.45

1995 Jeffrey York, Albany (N.Y.), 7.31
1996 Tyrone Watkins, Lincoln (Pa.), 7.44
1997 Tyrone Watkins, Lincoln (Pa.), 7.41
1998 Chris Cobbs, Lincoln (Pa.), 7.40
1999 Alonzo Wiggins, Lincoln (Pa.), 7.43

2000 Chris Cobbs, Lincoln (Pa.), 7.33

1,600-METER RELAY

1987 Lincoln (Pa.) (Willard Fairweather, Arthur James, Andre Hall, Mark Long), 3:19.13
1988 Fitchburg St. (Brian Crossman, Ronald Garon, Willis Toddman, Jamie Wyeth), 3:18.54.

1989 Lincoln (Pa.) (Clive Terrelonge, Juan Edney, Vernon Miller, Mark Long), 3:16.09
1990 Lincoln (Pa.) (James Bell, Juan Edney, Clive Terrelonge, Lincoln Townsend), 3:17.82

1991 Lincoln (Pa.) (Keith Falconer, Rodney Moore, Clive Terrelonge, Lincoln Townsend), 3:17.37
1992 Lincoln (Pa.) (Jerome Johnson, Jeff Taylor, Granger Darden, Clive Terrelonge), 3:15.12

1993 Neb. Wesleyan (Shawn Rife, Scott Nelson, Steve Reynolds, Wade Alberts), 3:16.75
1994 Neb. Wesleyan (Todd May, Rusty Moore, Scott Nelson, Steve Reynolds), 3:18.76

1995 Lincoln (Pa.) (Willard Fairweather, Anthony Julien, Rodney Moore, Jeff Taylor), 3:20.16
1996 Lincoln (Pa.) (Anthony Julien, Rodney Moore, William Robinson, Eric Schmidt), 3:15.93

1997 Lincoln (Pa.) (Eric Schmidt, Anthony Julien, Larry Lyerly, Robert Woolbright), 3:16.45
1998 Neb. Wesleyan (Mike Reed, Steve Harder, Chad Wemhoff, Heath Smith), 3:16.58
1999 Rowan (Julius Kinsler, Greg Arnett, Keith Kreiger, Rich Dixon), 3:15.80

2000 Neb. Wesleyan (Steve Harder, Luke Alexander, Josh Becker, Heath Smith), 3:16.97

DISTANCE MEDLEY RELAY

2000 North Central (Charles Califf, Zach Bukal, Ed Riegert, Tim McCoskey), 10:00.13

HIGH JUMP

1985 Kym Orr, Fredonia St., 6-11
1986 David Walker, Albany (N.Y.), 2.06 (6-9)
1987 Leo Miller, John Carroll, 2.08 (6-9³/₄)
1988 John Dabrowski, Elmhurst, 2.09 (6-10¹/₄)
1989 Matthew Schecter, Bates, 2.13 (6-11³/₄)

- 1990 Ken Fox, Buena Vista, 2.12 (6-11¹/₂)
 1991 Heath Weddle, Ill. Wesleyan, 2.09 (6-10¹/₄)
 1992 Leonard Jones, St. Thomas (Minn.), 2.14 (7-1¹/₄)
 1993 Ken Hoffman, St. Olaf, 2.22 (7-3¹/₄)
 1994 Leonard Jones, St. Thomas (Minn.), 2.15 (7-0³/₄)
 1995 Ken Hoffman, St. Olaf, 2.11 (6-11)
 1996 Jason Slaikou, Wis.-Eau Claire, 2.11 (6-11)
 1997 Eric Taylor-Perry, Wheaton (Mass.), 2.18 (7-1³/₄)
 1998 Craig Lyon, Augustana (Ill.), 2.13 (6-11³/₄)
 1999 Shannon King, Wis.-Oshkosh, 2.13 (6-11³/₄)
 2000 Mike Mead, Wis.-Stevens Point, 2.08 (6-9³/₄)

POLE VAULT

- 1985 Mike Walden, Wis.-Stevens Point, 15.4¹/₂
 1986 Ken Debos, Mount Union, 4.75 (15-7)
 1987 Steve Hoyser, Fredonia St., 4.70 (15-5)
 1988 Alex Grelland, St. Lawrence, 4.87 (15-11³/₄)
 1989 Alex Grelland, St. Lawrence, 4.89 (16-0¹/₂)
 1990 Dave Forshew, Mount Union, 4.90 (16-0³/₄)
 1991 Chad Thomas, Muskingum, 4.75 (15-7)
 1992 Chad Thomas, Muskingum, 5.06 (16-7)
 1993 Chad Thomas, Muskingum, 5.01 (16-5¹/₄)
 1994 Mike Schnur, Wis.-La Crosse, 5.07 (16-7³/₄)
 1995 Drew Orsinger, Coast Guard, 5.08 (16-8)
 1996 Mike Schnur, Wis.-La Crosse, 5.29 (17-4¹/₄)
 1997 Ryan Loftus, Rose-Hulman, 5.08 (16-8)
 1998 Ryan Loftus, Rose-Hulman, 4.90 (16-0³/₄)
 1999 Brad Parris, McMurry, 5.00 (16-4³/₄)
 2000 Brad Parris, McMurry, 5.15 (16-10³/₄)

LONG JUMP

- 1985 Eron Keely, Neb. Wesleyan, 24.7
 1986 Pat Corbett, Fredonia St., 7.10 (23-3¹/₂)
 1987 Scott Shorney, Denison, 7.46 (24-5³/₄)
 1988 Greg Foster, Richard Stockton, 7.53 (24-8¹/₂)
 1989 Jan Cado, North Central, 7.60 (24-11¹/₄)
 1990 Jan Cado, North Central, 7.57 (24-10)
 1991 Leonard Jones, St. Thomas (Minn.), 7.29 (23-11)
 1992 Leonard Jones, St. Thomas (Minn.), 7.48 (24-6¹/₂)
 1993 Bill Schroeder, Wis.-La Crosse, 7.44 (24-5)
 1994 Leonard Jones, St. Thomas (Minn.), 7.65 (25-1¹/₄)
 1995 Chip Schneider, Wis.-Platteville, 7.16 (23-6)
 1996 Shawn Watson, Mount Union, 7.63 (25-0¹/₂)
 1997 David Thompson, North Central, 7.36 (24-1³/₄)
 1998 Shawn Watson, Mount Union, 7.50 (24-7¹/₄)
 1999 Shawn Watson, Mount Union, 7.70 (25-3¹/₄)
 2000 Rob Tyson, Wheaton (Mass.), 7.27 (23-10¹/₄)

TRIPLE JUMP

- 1985 Isaac Rodgers, Bridgewater (Va.), 47.9¹/₄
 1986 Evan Perkins, Wis.-La Crosse, 14.82 (48-7¹/₂)
 1987 Evan Perkins, Wis.-La Crosse, 14.83 (48-8)
 1988 Greg Foster, Richard Stockton, 15.56 (51-0³/₄)
 1989 Jan Cado, North Central, 15.93 (52-3¹/₄)
 1990 Jan Cado, North Central, 16.10 (52-10)
 1991 Dean Cash, Wis.-La Crosse, 15.56 (51-0³/₄)
 1992 Bill Schroeder, Wis.-La Crosse, 15.19 (49-10)
 1993 Leonard Jones, St. Thomas (Minn.), 15.41 (50-6³/₄)
 1994 Leonard Jones, St. Thomas (Minn.), 15.81 (51-10¹/₂)
 1995 David Bullock, Chris. Newport, 14.37 (47-1³/₄)
 1996 Shawn Watson, Mount Union, 14.90 (48-10³/₄)
 1997 Nigel Franklyn, Hunter, 14.98 (49-1³/₄)
 1998 Thomas Thompson, Lincoln (Pa.), 15.26 (50-0³/₄)
 1999 Shannon King, Wis.-Oshkosh, 15.15 (49-8¹/₂)
 2000 Justin Jarmon, Lincoln (Pa.), 14.89 (48-10¹/₄)

SHOT PUT

- 1985 Mark Loy, Mount Union, 540¹/₂
 1986 Terry Strouf, Wis.-La Crosse, 17.10 (56-1¹/₄)
 1987 Terry Strouf, Wis.-La Crosse, 17.37 (57-0)
 1988 Terry Strouf, Wis.-La Crosse, 17.81 (58-5¹/₄)
 1989 John Wood, Ursinus, 16.88 (55-4³/₄)
 1990 Todd Callicoat, Otterbein, 16.41 (53-10¹/₄)
 1991 Keith Rucker, Ohio Wesleyan, 17.40 (57-1)
 1992 Paul Conlin, Wis.-Platteville, 17.72 (58-1³/₄)
 1993 Paul Miller, Eureka, 17.29 (56-8³/₄)
 1994 Dave McLaren, Wis.-Oshkosh, 17.88 (58-8)
 1995 Aaron Banks, Concordia-M'head, 16.56 (54-4)
 1996 Aaron Banks, Concordia-M'head, 18.21 (59-9)
 1997 Dennis Black, Upper Iowa, 17.39 (57-0³/₄)
 1998 Robert Grieco, Mass.-Boston, 17.81 (58-5¹/₄)
 1999 Damian Larkins, Springfield, 17.12 (56-2)
 2000 Jason Dennis, Ill. Wesleyan, 17.31 (56-9¹/₂)

35-POUND WEIGHT THROW

- 1985 Patrice Parris, MIT, 60-7¹/₄
 1986 Scott Remillard, Union (N.Y.), 17.12 (56-2)
 1987 Terry Strouf, Wis.-La Crosse, 18.51 (60-8³/₄)
 1988 Terry Strouf, Wis.-La Crosse, 18.56 (60-10³/₄)
 1989 Scott Deering, MIT, 18.13 (59-5³/₄)
 1990 Ben Bautch, St. Thomas (Minn.), 16.82 (55-2¹/₄)
 1991 Ben Bautch, St. Thomas (Minn.), 18.11 (59-5)
 1992 Dan Schmidt, Wis.-Eau Claire, 19.07 (62-6³/₄)
 1993 Pat Ahern, St. Thomas (Minn.), 19.17 (62-10³/₄)
 1994 Trevor Hitchcock, Fredonia St., 18.82 (61-9)
 1995 Bobby Walker, Williams, 18.63 (61-1¹/₂)
 1996 Ethan Brooks, Williams, 19.42 (63-8³/₄)
 1997 John Wallberg, MIT, 18.07 (59-3¹/₂)
 1998 Billy McEvila, Bates, 17.93 (58-10)
 1999 Mike Seifert, Wis.-La Crosse, 18.54 (60-10)
 2000 Ryan Dirks, Pacific Lutheran, 18.19 (59-8¹/₄)

All-Time Team Results

1985: 1. St. Thomas (Minn.), 38; 2. Lincoln (Pa.), 34; 3. Mount Union, 29; 4. Fredonia St., 26; 5. Wis.-Milwaukee, 23; 6. Frostburg St., 22; 7. Simpson, 20; 8. Buffalo, 16; 9. (tie) MIT and Neb. Wesleyan, 14; 11. Bates, 12; 12. (tie) Brandeis, Bridgewater (Va.) Cornell College and Wis.-Stevens Point, 10; 16. (tie) CCNY, Cortland St. and Union (N.Y.), 8; 19. (tie) Baldwin-Wallace, Colby, Richard Stockton and Southern-N.O., 6; 23. (tie) Plattsburg St. and St. Lawrence, 5; 25. Mass.-Dartmouth, 4; 26. (tie) St. Olaf and Wis.-Oshkosh, 3; 28. (tie) Albany (N.Y.), Augustana (Ill.) Millikin, Tufts and Widener, 2; 33. (tie) North Central, Norwich, Rochester Inst., Rose-Hulman and Rowan, 1; 38. (tie) Bowdoin and Wis.-Stout, 1/2.

1986: 1. Frostburg St., 38; 2. Mount Union, 34; 3. St. Thomas (Minn.), 31; 4. Wis.-La Crosse, 28¹/₃; 5. (tie) Ithaca and St. Lawrence, 20; 7. Lincoln (Pa.), 17; 8. (tie) Brockport St. and Buffalo St., 16; 10. Bates, 11³/₄; 11. (tie) Albany (N.Y.), Fitchburg St., Fredonia St., Plattsburgh St. and Union (N.Y.), 10; 16. (tie) Mass.-Dartmouth, Neb. Wesleyan and Wis.-Stevens Point, 8; 19. (tie) Bentley, Muskingum, Richard Stockton and Rowan, 6; 23. (tie) Alfred, Case Reserve, Methodist and North Central, 4; 27. (tie) Kutztown and Wis.-Oshkosh, 2¹/₃; 29. (tie) Cornell College, Haverford, Rochester Inst. and Simpson, 2; 33. (tie) Kenyon, Monmouth (Ill.) and Stony Brook, 1³/₄; 36. (tie) Carleton, Colby, St. John's (Minn.) and St. Olaf, 1.

1987: 1. Wis.-La Crosse, 44¹/₂; 2. St. Lawrence, 43; 3. Frostburg St., 36; 4. Lincoln (Pa.), 32; 5. Wis.-Stevens Point, 27; 6. (tie) Albany (N.Y.) and Neb. Wesleyan, 18; 8. (tie) Fredonia St. and St. Thomas (Minn.), 11; 10. (tie) Denison and John Carroll, 10; 12. (tie) Ill. Wesleyan, Merchant Marine, Muskingum, Wis.-Platteville and Worcester St., 8; 17. Wis.-Whitewater, 7; 18. (tie) Alfred, Baldwin-Wallace, Medgar Evers, Mount Union, Otterbein, Rowan and St. John's (Minn.), 6; 25. (tie) Ithaca, Kenyon, Millikin, MIT, Montclair St., Rochester and Wis.-Eau Claire, 4; 32. Carleton, 2¹/₂; 33. (tie) Bates, Brandeis, Case Reserve, Fitchburg St., Hamline, Rensselaer, Ripon and Simpson, 2; 41. (tie) Binghamton, Colby, North Central, Richard Stockton and Ursinus, 1.

1988: 1. Wis.-La Crosse, 36; 2. St. Lawrence, 30; 3. North Central, 23; 4. Methodist, 21; 5. (tie) Fitchburg St. and Richard Stockton, 20; 7. Wis.-Whitewater, 19; 8. Carleton, 16; 9. (tie) Neb. Wesleyan and Westfield St., 11; 11. (tie) Elmhurst, Lincoln (Pa.), Wis.-Eau Claire and Wis.-Stevens Point, 10; 15. (tie) Binghamton, Denison, Dubuque, Frostburg St., Hunter, Ithaca, Mount Union, St. Thomas (Minn.) and Stony Brook, 8; 24. Case Reserve, 7; 25. (tie) MIT, Millikin and Montclair St., 6; 28. (tie) Brandeis, Fredonia St., Mass.-Dartmouth, St. John's (Minn.), Simpson, Tufts, Ursinus, Wabash and Washington (Mo.), 4; 37. (tie) Augustana (Ill.), Bates, Otterbein and Wis.-Oshkosh, 2; 41. (tie) Bethel (Minn.), Bowdoin, Colby, Monmouth (Ill.) and Worcester St., 1.

1989: 1. North Central, 66¹/₂; 2. Lincoln (Pa.), 38; 3. Wis.-La Crosse, 36; 4. Loras, 21; 5. Bates, 18; 6. (tie) MIT and Wis.-Whitewater, 17; 8. (tie) Fredonia St. and Mount Union, 14; 10. Neb. Wesleyan, 11; 11. (tie) Fitchburg St., Hamline, St. Lawrence and Ursinus, 10; 15. (tie) Carleton, Chris. Newport, Elmhurst, St. Thomas (Minn.), Stony Brook and Wis.-Eau Claire, 8; 21. Moravian, 7; 22. (tie) Binghamton, Haverford, Mary Washington and Wis.-Oshkosh, 6; 26. Westfield St., 5;

27. (tie) Buena Vista, Roanoke, Simpson and Williams, 4; 31. (tie) Brandeis, Coast Guard and Ohio Wesleyan, 2; 34. Wis.-Platteville, 1¹/₂; 35. (tie) Alfred, St. Olaf and Worcester Tech, 1.

1990: 1. Lincoln (Pa.), 36; 2. MIT, 30¹/₂; 3. Wis.-La Crosse, 29; 4. (tie) St. Thomas (Minn.) and Wis.-Eau Claire, 26; 6. North Central, 24; 7. Neb. Wesleyan, 23; 8. Mount Union, 20; 9. Moravian, 18; 10. Wis.-Oshkosh, 12; 11. (tie) Buena Vista, Chris. Newport, Fredonia St., Haverford, Ill. Wesleyan and Otterbein, 10; 17. Albany (N.Y.), 9; 18. Baldwin-Wallace, 8¹/₂; 19. (tie) Central (Iowa), Fitchburg St. and St. Olaf, 8; 22. Wis.-Whitewater, 7; 23. (tie) Grinnell, Westfield St. and Wis.-Platteville, 6; 26. Wheaton (Ill.), 5; 27. (tie) Frostburg St. and Lynchburg, 4; 29. (tie) Bethel (Minn.) and Simpson, 3; 31. (tie) Brandeis, Concordia-M'head and Wis.-Stevens Point, 2; 34. (tie) Hunter, Merchant Marine, Montclair St., Rensselaer, Swarthmore, Wesleyan and Williams, 1.

1991: 1. Wis.-La Crosse, 58; 2. Lincoln (Pa.), 47¹/₂; 3. Neb. Wesleyan, 31; 4. Haverford, 24; 5. St. Thomas (Minn.), 21¹/₂; 6. Ill. Wesleyan, 18; 7. (tie) MIT and North Central, 16; 9. Wis.-Eau Claire, 14; 10. Frostburg St., 12; 11. (tie) Wis.-Oshkosh and Wis.-Whitewater, 11; 13. (tie) Chris. Newport, Muskingum, Ohio Wesleyan and Wis.-Stevens Point, 10; 17. (tie) Augustana (Ill.), Concordia-M'head, Moravian and Mount Union, 8; 21. (tie) Lynchburg, Stony Brook and Widener, 6; 24. (tie) Albany (N.Y.), Baldwin-Wallace, Hamline, Ithaca and Rochester Inst., 4; 29. Simpson, 3¹/₂; 30. Wis.-Stout, 3; 31. Rochester, 2; 32. (tie) Bates, Catholic and Cornell College, 1; 35. Wis.-Platteville, 1/2.

1992: 1. Wis.-La Crosse, 57; 2. Lincoln (Pa.), 49; 3. St. Thomas (Minn.), 40; 4. Montclair St., 25; 5. Wis.-Eau Claire, 24; 6. (tie) Albany (N.Y.), Neb. Wesleyan and North Central, 18; 9. Wis.-Oshkosh, 12; 10. Wis.-Platteville, 11; 11. (tie) Augustana (Ill.) and Muskingum, 10; 13. Wis.-Stout, 9; 14. (tie) Haverford, Mount Union, Ohio Wesleyan, Westfield St. and Wis.-Stevens Point, 8; 19. (tie) Binghamton, Concordia-M'head, Cortland St., Gettysburg, Monmouth (Ill.) and Susquehanna, 6; 25. (tie) Carleton, Chicago and Frostburg St., 4; 28. Rose-Hulman, 3; 29. (tie) Baldwin-Wallace and Chris. Newport, 2; 31. (tie) Buffalo St. and Warburg, 1¹/₂; 33. (tie) Bates, Coast Guard and Cornell College, 1.

1993: 1. Wis.-La Crosse, 70; 2. Lincoln (Pa.), 48; 3. St. Thomas (Minn.), 33; 4. Montclair St., 30; 5. Neb. Wesleyan, 28; 6. MIT, 14; 7. Wis.-Eau Claire, 13; 8. North Central, 11; 9. (tie) Augustana (Ill.), Eureka, Muskingum and St. Olaf, 10; 13. (tie) Albany (N.Y.) and Wis.-Stevens Point, 9; 15. (tie) Concordia-M'head, Haverford, Rochester Inst. and Wis.-Platteville, 8; 19. (tie) Bridgewater (Va.), Cornell College, Tufts, Wis.-Oshkosh and Wis.-Stout, 6; 24. Fredonia St., 5; 25. (tie) Allegheny, Bates, Gettysburg and Lynchburg, 4; 29. (tie) Bowdoin, Hamline, Moravian, New York U. and Richard Stockton, 2; 34. (tie) Fitchburg St., Loras and Stony Brook, 1.

1994: 1. Wis.-La Crosse, 50; 2. Neb. Wesleyan, 42; 3. St. Thomas (Minn.), 37; 4. North Central, 24; 5. Haverford, 20; 6. Fredonia St., 17; 7. Augustana (Ill.), 16; 8. Wis.-Oshkosh, 14; 9. (tie) Bridgewater (Va.), Moravian, Rochester Inst. and Wis.-Stout, 10; 13. (tie) Albany (N.Y.) and Central (Iowa), 9; 15. (tie) Catholic, Concordia-M'head, Connecticut Col., Emory, Hamline, MIT, Stony Brook and Williams, 8; 23. Coast Guard, 7; 24. (tie) Cornell College and Wis.-Whitewater, 6; 26. Ohio Northern, 5; 27. (tie) Anderson (Ind.), Case Reserve, Chicago, Colby, Rose-Hulman and Tufts, 4; 33. (tie) Bates, Chris. Newport, Elmhurst, Wis.-Eau Claire and Wis.-Platteville, 2; 38. (tie) Lynchburg, St. Olaf, Richard Stockton and Wis.-River Falls, 1.

1995: 1. Lincoln (Pa.), 56; 2. Albany (N.Y.), 32; 3. Wis.-La Crosse, 28; 4. Haverford, 20; 5. Williams, 18; 6. Augustana (Ill.), 16; 7. (tie) Chris. Newport, Mount Union and Tufts, 14; 10. (tie) Coast Guard, MIT and Ohio Northern, 12; 13. (tie) Concordia-M'head, St. Olaf, Wis.-Platteville and Wis.-Stout, 11; 17. North Central, 10; 18. (tie) Brandeis, Catholic, Fredonia St., Frostburg St. and Union (N.Y.), 8; 23. Rochester Inst., 7; 24. (tie) Alfred, Case Reserve and Rochester, 6; 27. (tie) Neb. Wesleyan and Wis.-Stevens Point, 5; 29. (tie) Central (Iowa), Lynchburg, Col. of New Jersey and St. Thomas (Minn.), 4; 33. Hamline, 3; 34. (tie) Methodist and Monmouth (Ill.), 2; 36. (tie) Binghamton, Emory, Gust. Adolphus and Wis.-Oshkosh, 1.

1996: 1. Lincoln (Pa.), 58; 2. Mount Union, 42; 3. Williams, 32; 4. Wis.-La Crosse, 28; 5. Neb. Wesleyan,

22; 6. (tie) Concordia-M'head and Wis.-Stout, 18; 8. (tie) Haverford and North Central, 16; 10. (tie) Augustana (Ill.), Bowdoin and Loras, 14; 13. (tie) Tufts and Wis.-Platteville, 12; 15. Wis.-Eau Claire, 10; 16. (tie) Amherst, Coast Guard, Luther and Methodist, 8; 20. (tie) Binghamton, Case Reserve, Emory and Hunter, 6; 24. (tie) Rensselaer and Wartburg, 4; 26. Upper Iowa, 3; 27. (tie) St. Lawrence, Springfield and Wis.-Stevens Point, 2; 30. (tie) Gettysburg, Gust. Adolphus, Monmouth (Ill.) and Wis.-Oshkosh, 1.

1997: 1. Wis.-La Crosse, 44; 2. Lincoln (Pa.), 41; 3. Mount Union, 35; 4. Wis.-Stout, 24; 5. Hunter, 18; 6. North Central, 17; 7. (tie) Haverford, Wheaton (Mass.) and Wis.-Stevens Point, 16; 10. (tie) Augustana (Ill.) and Bates, 12; 12. (tie) Brandeis, MIT, Neb. Wesleyan, Rensselaer, Rose-Hulman and Upper Iowa, 10; 18. (tie) Cortland St., Emory, Ohio Northern and Rochester, 8; 22. (tie) Amherst, Binghamton, Carroll (Wis.), Mary Washington and Monmouth (Ill.), 6; 27. Wis.-Oshkosh, 5; 28. (tie) Anderson (Ind.), Chris. Newport, St. Lawrence and Wis.-Eau Claire, 4; 32. (tie) Millikin, Rowan and Wis.-Whitewater, 2; 35. (tie) Gust. Adolphus, Col.

New Jersey and St. Thomas (Minn.), 1.

1998: 1. Lincoln (Pa.), 53; 2. Mount Union, 48; 3. (tie) Chris. Newport and North Central, 20; 5. Wis.-La Crosse, 19; 6. (tie) Amherst and Augustana (Ill.), 14; 8. (tie) Bates, Binghamton and Neb. Wesleyan, 12; 11. (tie) Cortland St., Mass.-Boston, Rose-Hulman, Williams and Wis.-Stevens Point, 10; 16. Lynchburg, 9; 17. (tie) Brandeis, Howard Payne, Hunter, John Carroll, Wis.-Platteville and Wis.-Stout, 8; 23. Rensselaer, 7^{1/2}; 24. Wis.-Eau Claire, 7; 25. (tie) Coe, Millikin and Rowan, 6; 28. (tie) Fredonia St., Hamline, Ohio Northern, Wis.-Whitewater and Worcester Tech, 4; 33. Coast Guard, 3; 34. (tie) Ill. Wesleyan, Loras, Plattsburgh St., St. Thomas (Minn.), Springfield and Wartburg, 2; 40. Luther, 1^{1/2}; 41. (tie) Bowdoin, Frostburg St. and Monmouth (Ill.), 1.

1999: 1. Lincoln (Pa.), 60; 2. Wis.-Oshkosh, 37; 3. Wis.-La Crosse, 26; 4. (tie) Mount Union and Rowan, 20; 6. Neb. Wesleyan, 19; 7. North Central, 18; 8. Amherst, 16; 9. (tie) Bates, Frostburg St. and Ill. Wesleyan, 12; 12. (tie) Brandeis, Cortland St., McMurry and Springfield, 10; 16. (tie) Heidelberg, Keene St., Ohio Northern and St. Thomas (Minn.), 8; 20. Wis.-Stout, 7; 21. (tie) Howard

Payne, Lynchburg, Millikin and Wheaton (Mass.), 6; 25. Wis.-Platteville, 5; 26. (tie) Central (Iowa), Haverford, Montclair St., Pacific Lutheran and St. John's (Minn.), 4; 31. Williams, 3; 32. (tie) Bowdoin, Coe, Dubuque, Methodist, Rose-Hulman, Wartburg, Wis.-Stevens Point and Worcester Tech, 2; 40. (tie) Chris. Newport, DePauw, Loras and Otterbein, 1.

2000: 1. Lincoln (Pa.), 59; 2. North Central, 40; 3. Wis.-La Crosse, 33; 4. Wis.-Stevens Point, 28; 5. Neb. Wesleyan, 26; 6. Wheaton (Mass.), 18; 7. St. Thomas (Minn.), 17; 8. Ill. Wesleyan, 16; 9. Chris. Newport, 14; 10. Wis.-Platteville, 12; 11. (tie) McMurry, Pacific Lutheran and Rowan, 10; 14. Heidelberg, 9; 15. (tie) Bates, Bowdoin, Dubuque, Eastern Ore., Millikin, Springfield and Washington (Mo.), 8; 22. Wis.-Oshkosh, 7; 23. (tie) DePauw, Eastern Conn. St. and Ohio Wesleyan, 6; 26. Ohio Northern, 5; 27. (tie) Amherst, Augustana (Ill.), Brandeis, Lynchburg, Rose-Hulman, St. Olaf and Wis.-Eau Claire, 4; 34. Keene St., 3; 35. (tie) Elmhurst, Haverford, Macalester, MIT, Messiah and Worcester St., 2; 41. (tie) Dickinson, Mount Union and Widener, 1.