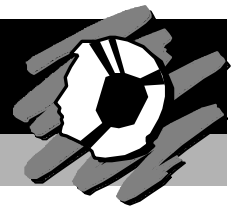


Wrestling

DIVISION I



2000 Championships

Highlights

Iowa's Streak Continues: Iowa's streak of consecutive titles continued, as the Hawkeye came from behind on the final day to win a sixth-straight championship March 16-18 in St. Louis.

Iowa St. had a commanding lead heading to the final round, looking to end Iowa's string of titles. The Cyclones had a 9 1/2-point lead heading to the final day, with four wrestlers in title matches, compared to just two for the Hawkeyes.

That's when Iowa turned its archrival on its side. The Hawkeyes stormed through the consolation session on the final day, going 7-0 and grabbing 23 1/2 team points in the process.

That set an evening match between Iowa's Eric Juergens and Iowa St.'s Cody Sanderson at 133 pounds that had a large bearing on the team race. Juergens defeated Sanderson for the sixth-straight time on a take-down with 1:10 left in the first overtime period, all but sealing the title for the Hawkeyes.

The championships, which were held at the Kiel Center, set a new attendance mark for Division I wrestling. The 16,795 fans that saw the championship bouts brought the six-session total attendance to 96,944. The previous record was 90,064 at Northern Iowa in 1997.

Most Outstanding Wrestler: Iowa State's Cael Sanderson, who was not challenged throughout the tournament, won his second straight most-outstanding-wrestler award. A sophomore, Sanderson defeated West Virginia's Vertus Jones 19-6 at 184. Sanderson has a 79-0 career record.




Photo by Mary Burkus/NCAA Photos

Iowa's Eric Juergens (in black) defeated Iowa State's Cody Sanderson in the 133-pound title bout, helping the Hawkeyes win their sixth crown in a row.

TEAM STANDINGS

1. Iowa	116	25. Boston College.....	16 1/2	Tennessee-Chattanooga,	4 1/2
2. Iowa State	109 1/2	26. Clarion.....	16	Fresno State	4 1/2
3. Minnesota	80	Ohio.....	16	North Carolina-Greensboro,	4 1/2
4. Oklahoma	69 1/2	28. Harvard	15 1/2	Rider	4
5. Oklahoma State.....	66 1/2	29. Northwestern	15	53. Buffalo.....	3 1/2
6. Illinois	59 1/2	30. Cal State Fullerton	14 1/2	Northern Illinois.....	3 1/2
7. Lehigh	46 1/2	North Carolina.....	14 1/2	55. Cal Poly	3
8. Nebraska	45 1/2	32. Oregon	13	Stanford.....	3
9. Pennsylvania.....	44	33. Bloomsburg	12	57. Eastern Illinois	2 1/2
Wisconsin.....	44	34. Cornell.....	11 1/2	Portland State.....	2 1/2
11. Northern Iowa	42	Ohio State	11 1/2	VMI.....	2 1/2
12. Boise State.....	41 1/2	36. Oregon State.....	11	60. Brown	2
13. Michigan.....	38	37. Brigham Young	9	Cleveland State	2
14. Michigan State.....	36 1/2	38. George Mason	7 1/2	62. East Stroudsburg	1 1/2
15. Edinboro	36	Indiana.....	7 1/2	Navy.....	1 1/2
16. Arizona State.....	32	40. Lock Haven.....	7	64. Air Force	1
Penn State.....	32	41. Eastern Michigan	6	American.....	1
18. Pittsburgh.....	29 1/2	James Madison	6	Coppin State.....	1
19. Virginia Tech	27 1/2	Missouri.....	6	Kent.....	1
20. Central Michigan	25 1/2	North Carolina State.....	6	Marquette.....	1
21. Hofstra	21 1/2	45. Boston University	5 1/2	Old Dominion	1
22. West Virginia	21	46. Purdue.....	5	70. Campbell	1/2
23. Cal State Bakersfield	20 1/2	47. Appalachian State.....	4 1/2	Duquesne.....	1/2
Virginia.....	20 1/2	Army.....	4 1/2	Maryland.....	1/2

INDIVIDUAL RESULTS

125-POUND CLASS

MAIN BRACKET

First round—Jody Strittmatter, Iowa def. Nathan Navarro, Oregon St., 10-1; Jeremy Sluyter, East Stroudsburg def. Alexis Rivera, Northern Ill., 7-2; Michael Kawamura, Arizona St. def. Omar Porrata, Millersville, 11-3; Steve Garland, Virginia def. Adrian Tramutola, Chattanooga, 8-0; T.J. Hill, Cal St. Fullerton def. Pat Cassidy, Indiana, 7-6; Ryan Escobar, Illinois def. K.C. Rock, Boise St., 5-4; Kore Sharpley, Ohio St. def. Matt Azevedo, Iowa St., 4-4, tiebreaker; Ruben DeLeon, Cal St. Bakersfield def. Quantres Bates, Oklahoma, 9-5; Leroy Vega, Minnesota def. Trent Rollins, Brigham Young, 13-4; A.J. Grant, Michigan def. Travis McCormack, Lock Haven, 4-2; Jose Leon, Boston U. def. Bruce Kelly, Lehigh, 11-8; Jeff Ragan, Oklahoma St. pinned Jonathan Huesdash, James Madison, 2:33; Skyler Holman, North Carolina def. Brent Thompson, Kent, 14-5; Paul Gomez, Nebraska def. Jason Silverstein, Purdue, 3-2; Angelo Zegarelli, West Virginia def. Jerold Limongelli, Rider, 3-2; Jeremy Hunter, Penn St. def. Mike Akers, Virginia Tech by technical fall, 17-2 at 5:05.

Second round—Strittmatter def. Sluyter, 7-2; Garland def. Kawamura, 7-3; Hill def. Escobar, 4-2, sudden victory; DeLeon def. Sharpley, 5-0; Vega def. Grant by technical fall, 20-4 at 7:00; Ragan pinned Leon, 4:31; Gomez def. Holman, 7-3; Hunter def. Zegarelli, 4-0.

Quarterfinals—Garland def. Strittmatter, 9-7, sudden victory; Hill def. DeLeon, 6-5; Vega def. Ragan, 8-6; Hunter def. Gomez, 7-2.

Semifinals—Garland def. Hill, 6-5, tiebreaker; Hunter def. Vega, 2-1, tiebreaker.

Final—Hunter def. Garland, 7-3.

WRESTLEBACKS

First round—Limongelli def. Akers, 7-6; Silverstein def. Thompson, 12-4; Kelly pinned Huesdash, 5:59; Rollins def. McCormack, 13-8; Bates pinned Azevedo, 3:58; Rock def. Cassidy, 5-4; Tramutola def. Porrata, 6-2; Navarro def. Rivera, 12-3.

Second round—Escobar def. Limongelli, 14-9; Silverstein def. Sharpley, 6-2; Sluyter def. Kelly, 10-9; Kawamura def. Rollins, 11-6; Bates def. Holman by technical fall, 23-7 at 6:49; Rock def. Zegarelli, 6-0; Grant def. Tramutola, 10-3; Navarro def. Leon, 9-6.

Third round—Silverstein def. Escobar, 5-4; Kawamura pinned Sluyter, 0:35; Bates def. Rock, 11-6; Navarro def. Grant, 8-5.

Fourth round—Ragan def. Silverstein, 12-2; Gomez def. Kawamura, 7-3; Strittmatter pinned Bates, 4:11; DeLeon def. Navarro, 11-2.

Quarterfinals—Ragan pinned Gomez, 4:23; Strittmatter def. DeLeon, 10-2.

Semifinals—Hill def. Ragan, 19-11; Strittmatter def. Vega, 6-2.

Wrestleback Finals—Third place—Strittmatter def. Hill, 11-2; Fifth place—Vega def. Ragan, 13-7; Seventh place—DeLeon pinned Gomez, 2:19.

133-POUND CLASS

MAIN BRACKET

First round—Eric Juergens, Iowa def. Alberto Garza, Cal Poly, 14-3; Brad Byers, North Carolina def. Zach Zimmerer, Stanford, 5-3; Paris Ruiz, Fresno St. def. Brandon York, Maryland, 12-2; Roman Fleszar, Hofstra def. Ben Richards, Oregon St., 6-1; Evan Robinson, Purdue def. Livio DiRubbo, Brown, 10-4; Mike Coyle, James Madison def. Dave Stoltz, Illinois, 12-3; Joe Warren, Michigan def. Brian Watson, Oregon, 2-0; Pat McNamara, Michigan St. def. Shawn Kegel, Buffalo, 7-3; Scott Moore, Penn St. def. Jason Nagle, Pennsylvania, 5-4; Bob Patnesky, West Virginia def. Kelly Revells, Eastern Ill., 12-6; Todd Beckerman, Nebraska def. Brett Lawrence, Minnesota, 10-7; Rob Loper, Pittsburgh def. Chris Matarrese, Slippery Rock by technical fall, 18-3 at 7:00; Brad Wright, Ohio def. Corey Hamrick, Wyoming, 5-2; Cody Sanderson, Iowa St. def. Scott Bair, Lock Haven, 11-2.

Second round—Juergens pinned Caros, 6:24; Byers pinned Ruiz, 1:18; Fleszar def. Robinson, 10-5; Warren def. Coyle, 15-12; McNamara def. Moore, 5-2; Walker def. Patnesky, 12-2; Beckerman def. Loper, 6-4; Sanderson def. Wright, 15-4.

Quarterfinals—Juergens def. Byers, 10-2; Warren def. Fleszar, 5-3; McNamara def. Walker, 5-4; Sanderson

def. Beckerman, 12-2.

Semifinals—Juergens def. Warren, 12-3; Sanderson def. McNamara, 5-2.

Final—Juergens def. Sanderson, 3-1, sudden victory.

WRESTLEBACKS

First round—Bair def. Hamrick, 16-2; Lawrence def. Matarrese, 11-7; Nagle pinned Kegel, 4:56; Stoltz def. Watson, 4-1; Richards pinned DiRubbo, 6:10; Zimmerer def. York, 8-4.

Second round—Robinson def. Bair, 14-2; Coyle def. Lawrence, 11-5; Revells def. Caros, 12-4; Ruiz def. Nagle, 6-0; Loper def. Stoltz, 3-2; Wright def. Richards, 9-2; Moore def. Zimmerer, 11-2; Patnesky def. Garza, 9-3.

Third round—Coyle def. Robinson, 6-4; Revells def. Ruiz, 5-3, sudden victory; Loper def. Wright, 2-1; Patnesky def. Moore, 6-4.

Fourth round—Coyle def. Walker, 6-4, sudden victory; Beckerman def. Revells, 7-2; Loper def. Byers, 12-4; Fleszar def. Patnesky, 5-3.

Quarterfinals—Beckerman pinned Coyle, 1:59; Loper def. Fleszar, 2-1, tiebreaker.

Semifinals—Warren def. Beckerman, 12-4; Loper def. McNamara, 4-3.

Wrestleback Finals—Third place—Warren def. Loper, 7-3; Fifth place—Beckerman def. McNamara, 8-2; Seventh place—Fleszar def. Coyle, 4-3.

141-POUND CLASS

MAIN BRACKET

Preliminary round—Jamill Kelly, Oklahoma St. def. Mike Castillo, Michigan St., 3-1; Jason DeBruin, Hofstra def. Joe Herron, UNC Greensboro, 15-1; Jonathan Archuleta, Cal St. Bakersfield def. Bryan McDermott, Duquesne by technical fall, 15-0 at 5:09.

First round—Doug Schwab, Iowa def. Gabe Vigil, Boise St., 18-7; Grant Hoerr, Wisconsin def. Mark Mansueto, Maryland, 10-2; Jeremy Hart, Appalachian St. def. Sean Gray, Virginia Tech, 5-4; Carl Perry, Illinois def. P.J. Bory, Virginia by technical fall, 18-2 at 6:46; Kelly def. Jody Giuricich, Pennsylvania, 10-2; Jeremy Spates, Missouri def. Nick Flach, Northern Iowa, 8-5; David Douglas, Arizona St. def. Tom LeCuyer, Northern Ill., 5-1; Mark Angle, Clarion def. James Torres, Indiana by technical fall, 15-0 at 3:30; Scott Schatzman, Northwestern def. Matt Goldstein, Lehigh, 16-2; Aaron Holker, Brigham Young def. Blaise Mucci, Pittsburgh, 5-4; Sonny Marchette, Iowa St. def. Dave Vollmer, James Madison, 15-6; Damian Logan, Michigan def. Benjamin New, Cornell, 11-7; Chris Marshall, Central Mich. def. Shane Cunanan, Oregon St., 19-8; DeBruin def. Ralph Lopez, Fresno St., 4-2; Donnie DeFilippis, George Mason pinned Archuleta, 3:24; Michael Lightner, Oklahoma def. Cory Ace, Edinboro, 12-6.

Second round—Schwab def. Hoerr, 13-3; Perry def. Hart, 9-7; Kelly def. Spates, 7-4; Angle def. Douglas, 8-5; Schatzman def. Holker, 8-2; Logan pinned Marchette, 0:42; Marshall def. DeBruin, 3-2; Lightner def. DeFilippis by default, 6:00.

Quarterfinals—Perry def. Schwab, 7-5; Angle def. Kelly, 3-2; Schatzman def. Logan, 4-2; Lightner def. Marshall, 5-2.

Semifinals—Perry def. Angle, 2-0; Lightner def. Schatzman, 12-4.

Final—Perry def. Lightner, 5-3.

WRESTLEBACKS

Preliminary round—Castillo def. New, 11-4; Gray def. Herron, 12-3; Mansueto def. McDermott, 9-2.

First round—Archuleta def. Ace, 4-3; Cunanan def. Lopez, 6-4, sudden victory; Castillo def. Vollmer, 14-3; Mucci def. Goldstein, 7-6, sudden victory; LeCuyer pinned Torres, 3:54; Flach def. Giuricich, 7-2; Gray def. Bory, 10-0; Vigil def. Mansueto, 7-3.

Second round—Archuleta def. Spates, 8-0; Douglas def. Cunanan, 13-1; Castillo def. Hoerr, 7-3; Hart pinned Mucci, 5:51; LeCuyer def. DeBruin, 11-4; DeFilippis def. Flach by technical fall, 19-3 at 5:34; Gray def. Holker, 13-8; Marchette def. Vigil, 1-1, tiebreaker.

Third round—Douglas def. Archuleta, 5-4; Castillo def. Hart, 7-6; DeFilippis def. LeCuyer, 15-4; Gray def. Marchette, 6-5.

Fourth round—Logan def. Douglas, 6-2; Marshall def. Castillo, 12-3; Schwab def. DeFilippis, 19-6; Gray def. Kelly, 4-3.

Quarterfinals—Logan def. Marshall, by medical forfeit; Schwab pinned Gray, 4:12.

Semifinals—Angle def. Logan, 8-6; Schwab def. Schatzman, 5-4.

Wrestleback Finals—Third place—Schwab def. Angle by default, 2:06; Fifth place—Schatzman def. Logan, 17-4; Seventh place—Gray def. Marshall by medical forfeit.

149-POUND CLASS

MAIN BRACKET

Preliminary round—Max Odom, Harvard pinned Dennis Whitby, Old Dominion, 2:59; Adam Tirapelle, Illinois pinned Joey Calavitta, Cal St. Fullerton, 1:58.

First round—Tony Davis, Northern Iowa pinned Odom, 6:46; Brian Roskovich, Ohio St. def. Jonathan Gough, Pennsylvania, 2-0; George Carter, Bloomsburg def. Derek Jenkins, Rider, 9-5; Quinn Foster, Arizona St. def. Jeremy Hardman, Central Mich., 8-5; Dave Esposito, Lehigh def. Justin Giovino, Pittsburgh, 10-3; Jared Frayar, Oklahoma def. Stan Spoor, Clarion, 6-1; Tim Myers, Indiana def. Tommy Davis, North Carolina St., 6-3; Jared Lawrence, Minnesota def. John Pozniak, Virginia by technical fall, 27-10 at 7:00; Reggie Wright, Oklahoma St. pinned Eric Arbogast, Portland St., 0:27; Malik Elliott, Boston U. pinned Cairo Moorman, Coppin St., 3:51; Joe Henson, Nebraska def. Karl Nadolsky, Michigan St., 6-1; Eric Schmiesing, Hofstra pinned Jason Lawrence, Eastern Ill., 2:50; Mike Zadick, Iowa def. Melvin Saunders, UNC Greensboro, 8-6; Billy Maldonado, Iowa St. def. Billy Smith, West Virginia, 9-7; Mike Kulczycki, Michigan def. Jay McGuffin, Boise St., 13-4; Tirapelle def. Jeff Urban, Missouri, 6-3.

Second round—Tony Davis def. Roskovich, 12-2; Foster def. Carter, 13-6; Esposito def. Frayar, 9-4; Jared Lawrence def. Myers, 11-3; Wright def. Elliott, 20-7; Schmiesing def. Henson, 9-3; Zadick def. Maldonado, 3-1, sudden victory; Tirapelle def. Kulczycki, 6-3.

Quarterfinals—Tony Davis def. Foster, 8-4; Jared Lawrence def. Esposito, 10-6; Schmiesing def. Wright, 9-5; Tirapelle def. Zadick, 3-1.

Semifinals—Tony Davis def. Jared Lawrence, 9-4; Tirapelle def. Schmiesing, 3-2.

Final—Tony Davis def. Tirapelle, 5-1, sudden victory.

WRESTLEBACKS

Preliminary round—Urban pinned Whitby, 2:01; Odom def. Calavitta, 5-4.

First round—Urban def. McGuffin, 10-2; Saunders def. Smith, 5-4; Nadolsky def. Jason Lawrence, 7-4; Moorman def. Arbogast, 10-8; Tommy Davis def. Pozniak, 4-2; Giovino def. Spoor, 8-0; Jenkins def. Hardman, 10-5; Odom def. Gough, 6-4.

Second round—Frayar def. Urban, 9-1; Saunders def. Myers, 3-2; Nadolsky def. Roskovich, 9-3; Carter pinned Moorman, 2:48; Maldonado def. Tommy Davis, 3-1; Giovino pinned Kulczycki, 0:26; Elliott def. Jenkins, 3-2; Henson def. Odom, 12-4.

Third round—Frayar def. Saunders, 10-6; Nadolsky def. Carter, 7-5, sudden victory; Maldonado def. Giovino, 4-2; Henson def. Elliott, 7-6.

Fourth round—Wright def. Frayar, 7-1; Zadick def. Nadolsky by default, 5:33; Foster def. Maldonado, 10-5; Esposito def. Henson, 4-1.

Quarterfinals—Wright def. Zadick, 6-2; Esposito pinned Foster, 4:23.

Semifinals—Wright def. Jared Lawrence, 13-12; Esposito pinned Schmiesing, 0:34.

Wrestleback Finals—Third place—Esposito def. Wright, 11-6; Fifth place—Schmiesing def. Jared Lawrence, 9-4; Seventh place—Zadick def. Foster, 7-5, sudden victory.

157-POUND CLASS

MAIN BRACKET

Preliminary round—Griff Powell, Illinois def. Billy Greene, Campbell, 14-5; David Kjeldgaard, Oklahoma def. Kevin Stanley, Indiana, 15-5; Dennis Papadatos, Hofstra def. Eric Jorgensen, Oregon St., 8-6, sudden victory.

First round—T.J. Williams, Iowa def. Scott Garren, North Carolina St., 16-4; Warren McPherson, Stanford def. Doug Cielecki, Slippery Rock, 8-3; Ed Hockenberry, Bloomsburg def. Rob Booth, Maryland, 12-4; Luke Becker, Minnesota def. Anthony Ralph, Kent by technical fall, 20-2 at 7:00; Larry Quisel, Boise St. pinned Neil Posmer, Marquette, 2:03; Joe Carr, West Virginia def. Powell, 3-1, tiebreaker; Mike Ziska, Pittsburgh def. Shane Roller, Oklahoma St., 3-2; Kjeldgaard def. Bill Boeh, Duquesne, 8-0; Shaun Shapert, Edinboro def. Bryan

Snyder, Nebraska, 5-4; Leo Urbinelli, Cornell def. Ray Stofko, Drexel, 10-5; Corey Wallman, Wisconsin def. Eugene Harris, Oregon, 3-2; Papadatos def. Rocky Smart, Brigham Young, 5-3, sudden victory; Cole Sanderson, Iowa St. def. Nate Wachter, Penn St., 7-4; Gray Maynard, Michigan St. pinned Scott Frohardt, Air Force, 1:59; Nathan Vasquez, Cal St. Bakersfield def. Tim Cornish, Fresno St., 6-2; Brett Matter, Pennsylvania def. P.J. Boccia, Appalachian St., 9-1.

Second round—Williams def. McPherson, 13-5; Becker def. Hockenberry, 7-6, tiebreaker; Quisel pinned Carr, 2:30; Ziska def. Kjeldgaard, 2-1, tiebreaker; Shapert def. Urbinelli, 5-4; Wallman def. Papadatos, 6-2; Sanderson def. Maynard, 8-6; Matter def. Vasquez, 8-1.

Quarterfinals—Williams def. Becker, 10-2; Quisel def. Ziska, 5-2; Wallman def. Shapert, 4-0; Matter def. Sanderson, 9-3.

Semifinals—Quisel def. Williams, 3-1, sudden victory; Matter def. Wallman, 3-2.

Final—Matter def. Quisel, 4-2.

WRESTLEBACKS

Preliminary round—Harris pinned Greene, 4:56; Snyder def. Stanley, 4-3, tiebreaker; Jorgensen def. Posmer by technical fall, 17-1 at 4:12.

First round—Comish def. Boccia, 6-2; Frohardt def. Wachter, 4-1; Smart def. Harris, 7-4; Snyder def. Stofko, 10-3; Roller def. Boeh, 5-2; Powell def. Jorgensen, 6-3; Ralph def. Booth, 12-5; Garren def. Cieleski, 3-2.

Second round—Cornish def. Carr, 6-5; Kjeldgaard def. Frohardt, 6-3; McPherson def. Smart, 5-2; Snyder def. Hockenberry, 10-6; Roller pinned Maynard, 2:15; Powell def. Vasquez, 4-1; Urbinelli def. Ralph, 6-3; Papadatos def. Garren, 10-8, sudden victory.

Third round—Cornish def. Kjeldgaard, 9-6; Snyder def. McPherson, 3-2; Powell def. Roller, 10-6; Urbinelli def. Papadatos, 6-1.

Fourth round—Shapert def. Comish, 5-4; Snyder def. Sanderson, 10-3; Becker def. Powell, 4-2, sudden victory; Ziska def. Urbinelli, 8-6, sudden victory.

Quarterfinals—Snyder def. Shapert, 7-2; Becker def. Ziska, 4-2.

Semifinals—Williams def. Snyder, 7-5; Wallman def. Becker, 3-1, tiebreaker.

Wrestleback Finals—Third place—Williams def. Wallman, 7-4; Fifth place—Snyder def. Becker, 6-2; Seventh place—Shapert def. Ziska, 3-1, sudden victory.

165-POUND CLASS MAIN BRACKET

Preliminary round—Denis Alampiev, American def. David Dietrich, Drexel, 10-8, sudden victory; Matt Anderson, Iowa def. Josh Weidman, Maryland by technical fall, 26-10 at 7:00; Yanni Diamond, Edinboro def. Kirk Moore, Purdue, 8-2.

First round—Joe Heskett, Iowa St. pinned Ephraim Walker, Howard, 2:07; Bill Zeman, Illinois def. Mike Pierce, Portland St., 4-2; Brad Pike, Minnesota def. Nick Nemeth, Kent, 9-4; Robbie Waller, Oklahoma def. Jeff Rusak, Old Dominion, 7-4; Ty Wilcox, Oklahoma St. def. Alampiev, 14-2; Chris Martin, Virginia Tech def. Greg DeGrand, Michigan St., 8-1; Matt Erwin, VMI def. Anderson, 4-0; Kirk White, Boise St. def. Carl Fronhofer, Pittsburgh, 4-2; Steve Blackford, Arizona St. def. Diamond, 7-1; Vernon Cannon, Central Mich. def. Peter Rogers, Ohio St., 5-4; Rangi Smart, Brigham Young def. Hunter Guenot, Bloomsburg, 6-2; Joey Killar, Harvard def. Noel Thompson, Hofstra, 4-2; Travis Doto, Lehigh def. Peter Butville, Marquette by technical fall, 16-0 at 5:36; Heath Eslinger, Chattanooga def. Nate Lawrenz, Northern Iowa, 4-2; Joel Dramis, North Carolina St. def. Seth Cameron, James Madison, 6-2; Don Pritzlaff, Wisconsin def. Ian Nelms, Cal St. Bakersfield, 19-7.

Second round—Heskett def. Zeman, 5-2; Pike def. Waller, 2-1, tiebreaker; Martin def. Wilcox, 4-3; White def. Erwin, 3-2; Blackford def. Cannon, 11-0; Killar def. Smart, 3-1, sudden victory; Doto def. Eslinger, 7-0; Pritzlaff def. Dramis, 15-5.

Quarterfinals—Heskett pinned Pike, 5:50; Martin def. White, 5-4; Blackford def. Killar, 8-3, sudden victory; Pritzlaff def. Doto, 12-7.

Semifinals—Heskett def. Martin, 11-4; Pritzlaff def. Blackford, 4-2, sudden victory.

Final—Pritzlaff def. Heskett, 4-2, sudden victory.

WRESTLEBACKS

Preliminary round—Thompson def. Dietrich, 6-4; Rogers def. Weidman, 5-2; Fronhofer def. Moore, 8-3.

First round—Nelms def. Cameron, 6-2; Butville def. Lawrenz, 5-3; Guenot pinned Thompson, 2:01; Diamond def. Rogers, 5-2; Anderson def. Fronhofer, 6-5; DeGrand pinned Alampiev, 2:05; Rusak def. Nemeth, 10-8, sudden victory; Pierce def. Walker, 7-5, sudden victory.

Second round—Wilcox def. Nelms, 4-0; Erwin def. Butville, 8-2; Guenot def. Zeman, 6-2; Waller def. Diamond, 3-2; Anderson def. Eslinger, 3-2; Dramis def. DeGrand, 4-1; Cannon def. Rusak, 5-2; Smart def. Pierce, 4-0.

Third round—Wilcox def. Erwin, 5-1; Waller def. Guenot, 6-4; Dramis def. Anderson, 4-2; Smart def. Cannon, 3-1.

Fourth round—Killar def. Wilcox, 2-1; Doto def. Waller, 2-0; Pike def. Dramis, 2-1; White def. Smart, 5-3.

Quarterfinals—Doto def. Killar, 3-1; White def. Pike, 5-4.

Semifinals—Martin def. Doto, 6-2; Blackford def. White, 12-10.

Wrestleback Finals—Third place—Blackford def. Martin, 10-2; Fifth place—White def. Doto, 7-3; Seventh place—Pike def. Killar, 9-3.

174-POUND CLASS MAIN BRACKET

Preliminary round—Curtis Owen, Arizona St. def. Ben King, Illinois, 7-4; Mark Dufresne, Lehigh def. Delaney Berger, Minnesota, 10-5.

First round—Byron Tucker, Oklahoma def. William Hill, Michigan St., 14-3; Maurice Worthy, Army pinned Adam Duncan, Chattanooga, 4:05; Gabe McMahan, Iowa def. John Kopnisky, Missouri, 15-10; Kole Clauson, Wisconsin def. Corey Bell, North Carolina, 12-2; Randy Pugh, Northern Iowa def. Rob Anspach, Hofstra, 12-4; Nick Mengerink, Pittsburgh pinned Jason Webster, Cal St. Fullerton, 1:35; Owen def. Austin Palmer, VMI, 4-1; Ryan Cunningham, Central Mich. def. Charles Martelli, Michigan, 15-4; Josh Koscheck, Edinboro def. Tony Gansen, Oklahoma St., 12-3; Cassidy Shults, Bloomsburg def. Mach Rohaly, Duquesne, 3-2, tiebreaker; Eric Hall, Virginia Tech pinned Andy Vamer, Cal St. Bakersfield, 3:30; Ed Mosley, Harvard def. Steve Strange, Cal Poly, 8-5; Mark Bybee, Northwestern def. Kevin Boross, North Carolina St., 9-0; Dufresne def. Mike Feeney, Eastern Mich., 3-2; Joseph Tucceri, Cornell pinned Nathan Coy, Oregon St., 4:57; Rick Springman, Pennsylvania pinned Nathan Rickman, James Madison, 2:19.

Second round—Tucker def. Worthy, 21-8; Clauson def. McMahan, 10-3; Pugh def. Mengerink, 7-4; Cunningham def. Owen, 10-3; Koscheck def. Shults, 7-1; Mosley def. Hall, 4-3; Dufresne def. Bybee, 11-3; Springman def. Tucceri, 9-4.

Quarterfinals—Tucker def. Clauson, 16-9; Cunningham def. Pugh, 2-1, tiebreaker; Koscheck def. Mosley, 5-2; Springman def. Dufresne, 4-3.

Semifinals—Tucker def. Cunningham, 12-1; Koscheck def. Springman, 6-4.

Final—Tucker def. Koscheck, 3-0.

WRESTLEBACKS

Preliminary round—Rohaly def. King, 6-4, sudden victory; Berger def. Kopnisky, 3-1, sudden victory.

First round—Coy def. Rickman, 13-4; Feeney def. Boross, 5-4; Strange def. Varner by medical forfeit; Gansen def. Rohaly, 4-2; Martelli def. Palmer, 6-4; Webster pinned Anspach, 5:55; Bell def. Berger, 17-8; Hill def. Duncan by technical fall, 16-0 at 6:50.

Second round—Mengerink def. Coy, 3-0; Feeney pinned Owen, 4:58; Worthy def. Strange, 15-11; McMahan def. Gansen, 12-8; Bybee def. Martelli, 5-4; Tucceri def. Webster, 5-1; Bell def. Shults, 7-2; Hall def. Hill, 10-3.

Third round—Feeney pinned Mengerink, 2:50; McMahan def. Worthy, 9-4; Tucceri def. Bybee, 6-2; Hall def. Bell, 8-6, sudden victory.

Fourth round—Mosley def. Feeney, 1-1, tiebreaker; Dufresne def. McMahan, 3-2; Clauson def. Tucceri, 3-1, sudden victory; Pugh def. Hall, 14-5.

Quarterfinals—Dufresne def. Mosley, 3-2; Pugh def. Clauson, 8-6, sudden victory.

Semifinals—Cunningham def. Dufresne, 4-2; Pugh def. Springman, 6-5.

Wrestleback Finals—Third place—Cunningham pinned Pugh, 3:20; Fifth place—Springman def. Dufresne, 8-1; Seventh place—Clauson def. Mosley, 10-2.

184-POUND CLASS

MAIN BRACKET

First round—Cael Sanderson, Iowa St. pinned Adam Schaaf, Millersville, 3:51; Dax Pecaro, UNC Greensboro pinned John Christian, Campbell, 1:32; Rob Rohn, Lehigh def. Ryan McGrath, Virginia, 4-1; Andy Hrovat, Michigan def. David Potter, Northern Ill., 11-2; Nate Patrick, Illinois def. Scott Justus, Virginia Tech, 12-8; Shawn Scannell, Rider def. Donovan True, Ohio St., 9-3; Josh St.s, Buffalo def. Karl Rittger, Brown, 6-2; Brandon Eggum, Minnesota def. Tom Grossman, Oklahoma, 13-3; Daniel Cormier, Oklahoma St. def. Jeff Knupp, Penn St. by default, 3:33; Zach Breitenbach, North Carolina St. def. Ty Matthews, Indiana, 2-1; Dave Murray, Lock Haven def. Mike Regner, Citadel, 13-2; Doug Lee, Oregon def. Jessman Smith, Iowa, 5-3; Lionel Halsey, Cal St. Bakersfield def. Tom Ciezki, Northwestern, 1-0; Jeremy Wilson, Portland St. def. Kyle Hansen, Northern Iowa, 8-7; Vertus Jones, West Virginia def. Cash Edwards, Boise St., 2-1.

Second round—Sanderson def. Pecaro by technical fall, 21-6 at 7:00; Rohn def. Hrovat, 6-5; Scannell def. Patrick, 7-4; Eggum def. St.s, 15-4; Cormier def. Breitenbach, 16-9; Lee def. Murray, 10-7; Welsh def. Halsey, 5-3, sudden victory; Jones def. Wilson, 5-3.

Quarterfinals—Sanderson def. Rohn by technical fall, 20-5 at 7:00; Eggum def. Scannell, 4-1; Lee def. Cormier, 6-4; Jones def. Welsh, 7-2.

Semifinals—Sanderson def. Eggum, 16-5; Jones def. Lee, 3-2.

Final—Sanderson def. Jones, 19-6.

WRESTLEBACKS

First round—Edwards def. Hansen, 5-2; Smith pinned Regner, 4:18; Matthews def. Knupp by medical forfeit; Grossman def. Rittger, 10-4; Justus pinned True, 2:00; McGrath def. Potter, 4-1; Christian def. Schaaf, 4-0.

Second round—Edwards def. Patrick, 8-6; St.s pinned Ciezki, 1:56; Smith def. Pecaro, 13-6; Hrovat def. Matthews, 15-8; Halsey def. Grossman, 8-0; Wilson def. Justus, 11-7; McGrath def. Breitenbach, 5-2; Murray def. Christian, 10-1.

Third round—Edwards def. St.s, 10-4; Smith def. Hrovat, 9-4; Halsey pinned Wilson, 1:50; McGrath pinned Murray, 2:25.

Fourth round—Edwards def. Cormier, 15-10; Welsh def. Smith, 12-6; Rohn def. Halsey, 6-3; Scannell def. McGrath, 7-4.

Quarterfinals—Welsh def. Edwards, 3-2; Rohn def. Scannell, 5-1.

Semifinals—Eggum def. Welsh, 5-2; Lee def. Rohn, 8-3.

Wrestleback Finals—Third place—Eggum def. Lee, 9-5; Fifth place—Rohn def. Welsh, 2-1; Seventh place—Edwards def. Scannell, 6-4.

197-POUND CLASS

MAIN BRACKET

First round—Dan Bednar, Ohio pinned Todd Hockenbroch, Bloomsburg, 1:23; Ross Thatcher, Penn St. def. Todd Palmisano, Rider, 11-4; Viktor Sveda, Indiana def. Corey Anderson, Cornell, 5-4; A.J. Johnson, Edinboro def. Clint Osborn, North Carolina, 14-5; Elliot Williams, James Madison def. Robert Odell, Cal St. Bakersfield, 9-8; Zach Thompson, Iowa St. def. Josh Lambrecht, Chattanooga, 9-3; Nick Muzashvili, Michigan St. def. Erik Gladish, Arizona St. by technical fall, 16-0 at 5:00; Pat Quirk, Illinois def. Tony Wieland, Northern Iowa, 4-3, tiebreaker; Rusty Cook, Boise St. def. Matt Huebner, Northwestern, 15-2; Nick Preston, Ohio St. def. Justin Woodruff, Navy, 10-6; Owen Elzen, Minnesota def. Babek Nejadmoghaddam, Cal St. Fullerton, 4-0; Dan Stine, Pittsburgh def. Brad Heeter, Slippery Rock, 6-3; Brad Vering, Nebraska def. Mike Fickell, Pennsylvania, 6-3.

Second round—Munoz def. Bednar, 13-5; Thatcher def. Sveda, 8-6, sudden victory; Palmer def. Johnson, 10-1; Thompson def. Williams, 11-3; Muzashvili def. Downey, 14-0; Quirk def. Cook, 3-2; Preston def. Elzen, 5-4; Vering def. Stine, 11-5.

Quarterfinals—Munoz def. Thatcher, 6-4, tiebreaker; Thompson def. Palmer, 3-2; Muzashvili def. Quirk, 5-4; Vering def. Preston, 5-4.

Semifinals—Thompson def. Munoz, 3-2; Vering def. Muzashvili, 5-2.

Final—Vering def. Thompson, 2-1, tiebreaker.

WRESTLEBACKS

First round—Fickell def. Heeter, 4-3; Woodruff def. Nejadmoghaddam, 14-5; Huebner def. Wieland, 4-2; Lambrecht def. Odell by technical fall, 15-0 at 5:17; Anderson def. Palmisano, 5-2.

Second round—Fickell def. Johnson, 5-4; Williams def. Woodruff, 12-9; Bednar def. Huebner, 2-0; Sveda def. Gladish, 8-6, sudden victory; Elzen def. Lambrecht, 10-2; Stine def. Osborn, 2-1; Anderson pinned Downey, 1:32; Cook pinned Hockenbroch, 5:27.

Third round—Fickell def. Williams, 8-7; Sveda def. Bednar, 12-3; Elzen def. Stine, by technical fall, 15-0 at 3:29; Cook def. Anderson, 7-1.

Fourth round—Quirk def. Fickell, 13-8; Preston def. Sveda, 4-3; Thatcher def. Elzen, 11-6; Palmer def. Cook, 12-5.

Quarterfinals—Preston def. Quirk, 3-2; Thatcher def. Palmer, 5-4.

Semifinals—Munoz def. Preston, 8-6, sudden victory; Muzashvili def. Thatcher, 3-2.

Wrestleback Finals—Third place—Munoz def. Muzashvili, 3-2; Fifth place—Preston def. Thatcher, 2-1, tiebreaker; Seventh place—Palmer def. Quirk, 10-2.

HEAVYWEIGHT CLASS

MAIN BRACKET

Preliminary round—Ken Haines, Lock Haven def. Seth Charles, Cornell, 7-1; John Testa, Clarion def. John

Devine, Cal St. Bakersfield, 10-5; David Rechul, Harvard def. Matt Fisher, Duquesne, 11-2.

First round—Brock Lesnar, Minnesota def. Bart Johnson, Boise St., 4-2; Shawn Laughlin, Lehigh def. Jake Vercelli, Purdue, 4-3; Tim Courtad, Ohio def. Brent Boeshans, Oklahoma, 6-3; Paul Hynek, Northern Iowa def. Marc DeFrancesco, Rider, 7-2; Bandlele Adeniyi-bada, Pennsylvania def. Jack Leffler, Central Mich., 9-5; Matt Brink, Michigan def. Haines, 8-1; Josh Pearce, Edinboro def. Kevin Baltz, Chattanooga, 6-0; John Lockhart, Illinois def. Testa, 5-3; Wes Hand, Iowa def. Rechul, 7-3; Bronson Lingamfelter, Brown def. Mark Janus, Penn St., 6-4; Matt Lamb, Michigan St. def. Mike Russow, Eastern Ill., 3-2; Russ Davie, Cleveland St. def. Antonio Garay, Boston College, 10-6; Dave Anderton, Oklahoma St. pinned Jason Cooley, Oregon St., 0:28; Matt Kenny, North Carolina def. Sean Hage, West Virginia, 14-3; Chris Miller, Brigham Young def. Kellan Fluckiger, Arizona St., 6-1; Trent Hynek, Iowa St. def. D.J. Hockman, James Madison by technical fall, 16-1, 7:00.

Second round—Lesnar pinned Laughlin, 2:18; Courtad def. P. Hynek, 5-3; Adeniyi-bada def. Brink, 8-6; Lockhart def. Pearce, 3-2; Hand def. Lingamfelter by technical fall, 15-0 at 3:47; Lamb def. Davie, 7-0; Anderton pinned Kenny, 1:01; T. Hynek def. Miller, 3-2, tiebreaker.

Quarterfinals—Lesnar pinned Courtad, 4:04; Adeniyi-bada def. Lockhart, 3-2; Hand def. Lamb, 3-1; T. Hynek def. Anderton, 9-0.

Semifinals—Lesnar pinned Adeniyi-bada, 6:41; Hand def. T. Hynek, 8-3.

Final—Lesnar def. Hand, 3-2, tiebreaker.

WRESTLEBACKS

Preliminary round—Charles def. Russow, 4-3; Rechul def. Devine, 12-7; Testa def. Fisher, 12-4.

First round—Fluckiger def. Hockman, 5-4; Cooley def. Hage, 7-0; Garay def. Charles, 5-2; Janus def. Rechul, 13-3; Testa def. Baltz, 13-9; Haines def. Leffler, 5-2; Boeshans def. DeFrancesco, 3-1; Johnson def. Vercelli, 4-3.

Second round—Brink def. Fluckiger, 13-1; Pearce def. Cooley, 6-4; Garay pinned Laughlin, 2:27; P. Hynek pinned Janus, 6:03; Kenny pinned Testa, 1:05; Miller def. Haines, 3-1; Boeshans def. Lingamfelter, 3-2; Johnson def. Davie, 3-2.

Third round—Brink def. Pearce, 3-2; Garay pinned P. Hynek, 0:33; Kenny def. Miller, 3-1; Boeshans def. Johnson, 2-1.

Fourth round—Brink def. Lamb, 7-2; Garay def. Anderton, 5-2; Courtad pinned Kenny, 0:30; Lockhart def. Boeshans, 2-1.

Quarterfinals—Garay def. Brink, 7-3; Courtad def. Lockhart, 3-2.

Semifinals—Garay pinned Adeniyi-bada, 5:54; T. Hynek def. Courtad, 6-3.

Wrestleback Finals—Third place—T. Hynek def. Garay, 5-3, sudden victory; Fifth place—Courtad def. Adeniyi-bada, 8-3; Seventh place—Lockhart def. Brink, 3-2.

History

Team Results

(Note: No tournament held, 1943-45.) *Unofficial champions.

Year	Champion	Coach	Points	Runner-Up	Points	Host or Site	Finals Attendance	Championships Total Attendance
1928	*Oklahoma St.	E. C. Gallagher		Iowa St., Michigan		Iowa St.	—	—
1929	Oklahoma St.	E. C. Gallagher	26	Michigan	18	Ohio St.	—	—
1930	Oklahoma St.	E. C. Gallagher	27	Illinois	14	Penn St.	—	—
1931	*Oklahoma St.	E. C. Gallagher		Iowa St.		Brown	—	—
1932	*Indiana	W. H. Thom		Oklahoma St.		Indiana	—	—
1933	*Iowa St.	Hugo Otopalik				Lehigh	—	—
	*Oklahoma St.	E. C. Gallagher						
1934	Oklahoma St.	E. C. Gallagher	29	Indiana	19	Michigan	—	—
1935	Oklahoma St.	E. C. Gallagher	36	Oklahoma	18	Lehigh	—	—
1936	Oklahoma	Paul Keen	14	Central Okla.	10	Wash. & Lee	—	—
				Oklahoma St.	10			
1937	Oklahoma St.	E. C. Gallagher	31	Oklahoma	13	Indiana St.	—	—
1938	Oklahoma St.	E. C. Gallagher	19	Illinois	15	Penn St.	—	—
1939	Oklahoma St.	E. C. Gallagher	33	Lehigh	12	Frank. & Marsh.	—	—
1940	Oklahoma St.	E. C. Gallagher	24	Indiana	14	Illinois	—	—
1941	Oklahoma St.	Art Griffith	37	Michigan St.	26	Lehigh	—	—
1942	Oklahoma St.	Art Griffith	31	Michigan St.	26	Michigan St.	—	—
1946	Oklahoma St.	Art Griffith	25	Northern Iowa	24	Oklahoma St.	—	—
1947	Cornell College	Paul Scott	32	Northern Iowa	19	Illinois	—	—
1948	Oklahoma St.	Art Griffith	33	Michigan St.	28	Lehigh	—	—
1949	Oklahoma St.	Art Griffith	32	Northern Iowa	27	Colorado St.	—	—
1950	Northern Iowa	David McCuskey	30	Purdue	16	Northern Iowa	—	—
1951	Oklahoma	Port Robertson	24	Oklahoma St.	23	Lehigh	—	—
1952	Oklahoma	Port Robertson	22	Northern Iowa	21	Colorado St.	3,000	—
1953	Penn St.	Charles Speidel	21	Oklahoma	15	Penn St.	6,000	15,000
1954	Oklahoma St.	Art Griffith	32	Pittsburgh	17	Oklahoma	—	—
1955	Oklahoma St.	Art Griffith	40	Penn St.	31	Cornell	3,500	—
1956	Oklahoma St.	Art Griffith	65	Oklahoma	62	Oklahoma St.	—	—
1957	Oklahoma	Port Robertson	73	Pittsburgh	66	Pittsburgh	5,200	—
1958	Oklahoma St.	Myron Roderick	77	Iowa St.	62	Wyoming	—	—
1959	Oklahoma St.	Myron Roderick	73	Iowa St.	51	Iowa	—	16,500
1960	Oklahoma	Thomas Evans	59	Iowa St.	40	Maryland	6,800	22,900
1961	Oklahoma St.	Myron Roderick	82	Oklahoma	63	Oregon St.	—	6,445
1962	Oklahoma St.	Myron Roderick	82	Oklahoma	45	Oklahoma St.	—	—
1963	Oklahoma	Thomas Evans	48	Iowa St.	45	Kent	—	15,000
1964	Oklahoma St.	Myron Roderick	87	Oklahoma	58	Cornell	5,700	—
1965	Iowa St.	Harold Nichols	87	Oklahoma St.	86	Wyoming	5,247	14,486
1966	Oklahoma St.	Myron Roderick	79	Iowa St.	70	Iowa St.	7,300	22,100
1967	Michigan St.	Grady Peninger	74	Michigan	63	Kent	—	31,000
1968	Oklahoma St.	Myron Roderick	81	Iowa St.	78	Penn St.	—	32,900
1969	Iowa St.	Harold Nichols	104	Oklahoma	69	Brigham Young	—	—
1970	Iowa St.	Harold Nichols	99	Michigan St.	84	Northwestern	—	—

1971.....	Oklahoma St.	Tommy Chesbro	94	Iowa St.	66	Auburn	5,981	25,000
1972.....	Iowa St.	Harold Nichols	103	Michigan St.	72 1/2	Maryland	12,300	42,500
1973.....	Iowa St.	Harold Nichols	85	Oregon St.	72 1/2	Washington	9,000	—
1974.....	Oklahoma	Stan Abel	69 1/2	Michigan	67	Iowa St.	13,300	—
1975.....	Iowa	Gary Kurdelmeier	102	Oklahoma	77	Princeton	—	—
1976.....	Iowa	Gary Kurdelmeier	123 1/2	Iowa St.	85 3/4	Arizona	—	17,297
1977.....	Iowa St.	Harold Nichols	95 1/2	Oklahoma St.	88 3/4	Oklahoma	—	42,814
1978.....	Iowa	Dan Gable	94 1/2	Iowa St.	94	Maryland	—	43,759
1979.....	Iowa	Dan Gable	122 1/2	Iowa St.	88	Iowa St.	—	62,809
1980.....	Iowa	Dan Gable	110 3/4	Oklahoma St.	87	Oregon St.	—	27,169
1981.....	Iowa	Dan Gable	129 3/4	Oklahoma	100 1/4	Princeton	—	41,692
1982.....	Iowa	Dan Gable	131 3/4	Iowa St.	111	Iowa St.	—	66,307
1983.....	Iowa	Dan Gable	155	Oklahoma St.	102	Okla. & Okla. St.	—	63,263
1984.....	Iowa	Dan Gable	123 3/4	Oklahoma St.	98	Princeton	—	47,343
1985.....	Iowa	Dan Gable	145 1/4	Oklahoma	98 1/2	Okla. & Okla. St.	—	41,884
1986.....	Iowa	Dan Gable	158	Oklahoma	84 1/4	Iowa	—	63,156
1987.....	Iowa St.	Jim Gibbons	133	Iowa	108	Maryland	—	47,676
1988.....	Arizona St.	Bobby Douglas	93	Iowa	85 1/2	Iowa St.	—	55,152
1989.....	Oklahoma St.	Joe Seay	91 1/4	Arizona St.	70 1/2	Okla. & Okla. St.	—	40,112
1990.....	Oklahoma St.	Joe Seay	117 3/4	Arizona St.	104 3/4	Maryland	—	45,132
1991.....	Iowa	Dan Gable	157	Oklahoma St.	108 3/4	Iowa	—	70,163
1992.....	Iowa	Dan Gable	149	Oklahoma St.	100 1/2	Okla. & Okla. St.	—	40,896
1993.....	Iowa	Dan Gable	123 3/4	Penn St.	87 1/2	Iowa St.	—	57,182
1994.....	Oklahoma St.	John Smith	94 3/4	Iowa	76 1/2	North Carolina	—	58,931
1995.....	Iowa	Dan Gable	134	Oregon St.	77 1/2	Iowa	14,064	81,028
1996.....	Iowa	Dan Gable	122 1/2	Iowa St.	78 1/2	Minnesota	13,979	77,053
1997.....	Iowa	Dan Gable	170	Oklahoma St.	113 1/2	Northern Iowa	17,436	90,064
1998.....	Iowa	Jim Zalesky	115	Minnesota	102	Cleveland St.	12,997	73,020
1999.....	Iowa	Jim Zalesky	100 1/2	Minnesota	98 1/2	Penn St.	14,055	80,654
2000.....	Iowa	Jim Zalesky	116	Iowa St.	109 1/2	St. Louis	16,795	96,944

TEAM CHAMPIONSHIPS

(Note: Totals include cochampionships.)

Oklahoma St. 30, Iowa 20, Iowa St. 8, Oklahoma 7, Arizona St., Cornell College, Indiana, Michigan St., Northern Iowa, Penn St., 1 each.

TOP-TEN TEAM FINISHES+

	No.	Best Finish	Year
Air Force.....	1	10th	1967
Appalachian St.....	2	Tie 5th	1941
Arizona St.....	15	1st	1988
Army.....	2	10th	1965-66
Auburn*.....	2	9th	1981
Bloomsburg.....	3	5th	1987
Boise St.....	1	10th	1999
Brigham Young.....	3	4th	1973-74
California*.....	1	Tie 9th	1952
Cal Poly.....	6	5th	1969
Cal St. Bakersfield.....	4	3rd	1996
CCNY*.....	1	9th	1939
Central Mich.....	3	5th	1998
Central Okla. (II).....	4	Tie 2nd	1936
Chicago (III).....	1	10th	1938
Clarion.....	3	6th	1972-87
Clemson*.....	1	7th	1994
Colorado*.....	3	Tie 4th	1964
Colorado St.*.....	7	Tie 4th	1940
Cornell.....	5	3rd	1953
Cornell College (III).....	11	1st	1947
East Stroudsburg.....	1	Tie 8th	1966
Edinboro.....	4	6th	1997
Frank. & Marsh.....	2	Tie 4th	1939
Fresno St.....	1	8th	1993
Harvard.....	1	Tie 7th	1938
Illinois.....	24	2nd	1931-38
Indiana.....	11	1st	1932
Indiana St.*.....	1	7th	1982
Iowa.....	48	1st	20 times
Iowa St.....	55	1st	8 times
Ithaca (III).....	1	Tie 7th	1950
Kansas*.....	1	Tie 8th	1930
Kansas St.*.....	3	Tie 6th	1930
Kentucky*.....	2	10th	1977-80
Kent.....	2	Tie 5th	1941-42
Lehigh.....	33	2nd	1939

	No.	Best Finish	Year
Lock Haven.....	6	5th	1997
LSU*.....	2	8th	1983-84
Maryland.....	2	9th	1964-65
Michigan.....	35	2nd	3 times
Michigan St.....	24	1st	1967
Minnesota.....	23	2nd	1998-99
Minn. St.-Mankato (II).....	2	7th	1959
Missouri.....	1	10th	1984
MIT (III).....	1	Tie 6th	1930
Navy.....	13	Tie 4th	1954
Nebraska.....	12	3rd	1993
North Carolina.....	5	5th	1982
North Carolina St.....	4	7th	1993
Northern Ill.....	1	Tie 10th	1960
Northern Iowa.....	18	1st	1950
Northwestern.....	5	4th	1932-90
Ohio.....	7	Tie 5th	1932
Ohio St.....	9	4th	1940-91
Oklahoma.....	54	1st	7 times
Oklahoma St.....	69	1st	30 times
Oregon St.....	18	2nd	1973-95
Pennsylvania.....	3	Tie 8th	1941-42
Penn St.....	38	1st	1953
Pittsburgh.....	13	2nd	1954-57
Portland St.....	4	5th	1967
Princeton.....	1	5th	1951
Purdue.....	9	2nd	1953
San Jose St.*.....	1	9th	1982
Slippery Rock.....	1	10th	1974
Southern Ill.*.....	2	Tie 4th	1964
Southwestern Okla.*.....	5	4th	1934-38
Springfield (III).....	1	6th	1934
Syracuse.....	6	Tie 4th	1950-63
Temple*.....	1	10th	1969
Tennessee*.....	1	8th	1985
Toledo*.....	2	4th	1952
UCLA*.....	1	8th	1969
Virginia.....	1	Tie 10th	1957
Washington*.....	5	4th	1972
Wash. & Lee (III).....	2	10th	1934-35
Waynesburg (III).....	4	Tie 6th	1952
West Virginia.....	4	6th	1991
Wisconsin.....	13	4th	1976-78
Wyoming.....	3	3rd	1960
Yale.....	1	4th	1941

*No longer sponsors wrestling

(II) Now a Division II team

(III) Now a Division III team

+1931-32-33 results unofficial. For 1931, only first two places represented. For 1932, all 10 places represented. For 1933, only two teams that tied for first are represented.

INDIVIDUAL CHAMPIONSHIPS

Oklahoma St. 120, Iowa 67, Oklahoma 61, Iowa St. 58, Lehigh 24, Michigan St. 24, Northern Iowa 21, Penn St. 20, Michigan 17, Illinois 17, Pittsburgh 15, Wisconsin 16, Oregon St. 12, Minnesota 12, Cal St. Bakersfield 9, Lock Haven 9, Ohio St. 9, Clarion 8, Indiana 8, Arizona St. 7, Syracuse 7, Cornell 6, Cornell College 6, Nebraska 7, Northwestern 6, North Carolina 5, Bloomsburg 4, North Carolina St. 4, Ohio 4, Purdue 4, Clemson 3, Colorado 3, Navy 3, Pitt. Johnstown 3, Waynesburg 3, Army 2, Cal Poly 2, Central Okla. 2, East Stroudsburg 2, Fresno St. 2, Maryland 2, Northern Colo. 2, Pennsylvania 3, Portland St. 2, Southern Ill. 2, Southwestern Okla. 2, Temple 2, Toledo 2, Washington 2, West Virginia 2, Yale 2, Adams St., Air Force, Auburn, Boise St., California, Central Mich., Colorado St., Concordia-Mhead, Edinboro, Harvard, Hofstra, Indiana St., Kansas St., Montclair St., Col. of New Jersey, Northern Ill., Oregon, Princeton, Slippery Rock, Tennessee, UCLA, Western Ill., Western Mich., Wyoming, 1 each.

Championships Records

NUMBER OF INDIVIDUAL CHAMPIONS, YEAR

5—Iowa, 1986-97.
4—Oklahoma St., 1928-29-31-37-41-42; Iowa, 1983; Iowa St., 1987.

REPEAT CHAMPIONS

4—Pat Smith, Oklahoma St. (158-pound 1990-91-92-94)
3—David Arndt, Oklahoma St. (145-pound 1941-42, 136-pound 1946); Ed Banach, Iowa (177-pound 1980-81, 190-pound 1983); Rick Bonomo, Bloomsburg (118-pound 1985-86-87); Tom Brands, Iowa (134-pound 1990-91-92); Conrad Caldwell, Oklahoma St. (165-pound 1929, 175-pound 1930-31); Nate Carr, Iowa St. (150-pound 1981-82-83); Mike Caruso, Lehigh (123-pound 1965-66-67); Mark

WRESTLING

Churella, Michigan (150-pound 1977-78, 167-pound 1979); Barry Davis, Iowa (118-pound 1982, 126-pound 1983-85); Ross Flood, Oklahoma St. (126-pound 1933-34-35); Eric Guerrero, Oklahoma St. (126-pound 1997-98, 133-pound 1999); Carlton Haselrig, Pitt.-Johnstown (heavyweight 1987-88-89); Larry Hayes, Iowa St. (137-pound 1959, 147-pound 1960-61); Stanley Henson, Oklahoma St. (145-pound 1937-38, 155-pound 1939); Dan Hodge, Oklahoma (177-pound 1955-56-57); Dick Hutton, Oklahoma St. (heavyweight 1947-48-50); Jimmy Jackson, Oklahoma St. (heavyweight 1976-77-78); T. J. Jaworsky, North Carolina (134-pound 1993-94-95); Greg Johnson, Michigan St. (118-pound 1970-71-72); Lee Kemp, Wisconsin (158-pound 1976-77-78); William Koll, Northern Iowa (145-pound 1946-47, 147.5-pound 1948); Lowell Lange, Cornell College (136-pound 1947-49-50); Wayne Martin, Oklahoma (135-pound 1934, 145-pound 1935, 134-pound 1936); Earl McCready, Oklahoma St. (heavyweight 1928-29-30); Joe McDaniels, Oklahoma St. (118-pound 1937-38, 121-pound 1939); Lincoln McIlravy, Iowa (142-pound 1993, 150-pound 1994-97); William Nelson, Northern Iowa (165-pound 1947, 155-pound 1949-50); Ed Peery, Pittsburgh (123-pound 1955-56-57); Hugh Peery, Pittsburgh (115-pound 1952-53-54); Rex Peery, Oklahoma St. (118-pound 1933-34-35); Myron Roderick, Oklahoma St. (137-pound 1954, 130-pound 1955-56); Mark Schultz, Oklahoma (167-pound 1981, 177-pound 1982-83); E. Gray Simons, Lock Haven (115-pound 1960-61-62); Yajiro Uetake, Oklahoma St. (130-pound 1964-65-66); Jack Van Bebber, Oklahoma St. (155-pound 1929, 165-pound 1930-31); Joe Williams, Iowa (158-pound 1996-97, 167-pound 1998); Keith Young, Northern Iowa (145-pound 1949-50, 147-pound 1951); Jim Zalesky, Iowa (158-pound 1982-83-84).

FASTEST FALLS

Collegiate Rules: 9 seconds by Clarence Richardson, LSU, over Scott Mansur, Portland St., 177 pounds, 1983.

Olympic Rules: 5½ seconds by Harley Strong, Oklahoma St., over John Hamilton, St. Lawrence, 145 pounds, 1936.

Most Outstanding Wrestler Award

- 1932 Edwin Belshaw, Indiana, 134
 1933 Alan Kelley, Oklahoma St., 145
 Pat Johnson, Harvard, 135-3rd
 1934 Ben Bishop, Lehigh, 155
 1935 Ross Flood, Oklahoma St., 126
 1936 Wayne Martin, Oklahoma, 134
 1937 Stanley Henson, Oklahoma St., 142
 1938 Joe McDaniels, Oklahoma St., 118
 1939 Dale Hanson, Minnesota, 126
 1940 Don Nichols, Michigan, 175
 1941 Al Whitehurst, Oklahoma St., 135
 1942 David Arndt, Oklahoma St., 142
 1946 Gerald Leeman, Northern Iowa, 126
 1947 William Koll, Northern Iowa, 142
 1948 William Koll, Northern Iowa, 147.5
 1949 Charles Hetrick, Oklahoma St., 126
 1950 Anthony Gizoni, Waynesburg, 121
 1951 Walter Romanowski, Cornell College, 130
 1952 Tommy Evans, Oklahoma, 147
 1953 Frank Bettucci, Cornell, 147
 1954 Tommy Evans, Oklahoma, 147
 1955 Edward Eichelberger, Lehigh, 147
 1956 Dan Hodge, Oklahoma, 175
 1957 Dan Hodge, Oklahoma, 177
 1958 Dick Delgado, Oklahoma, 115
 1959 Ron Gray, Iowa St., 147
 1960 Dave Auble, Cornell, 123
 1961 E. Gray Simons, Lock Haven, 115
 1962 E. Gray Simons, Lock Haven, 115
 1963 Mickey Martin, Oklahoma, 130
 1964 Dean Lahr, Colorado, 175
 1965 Yajiro Uetake, Oklahoma St., 130
 1966 Yajiro Uetake, Oklahoma St., 130
 1967 Rich Sanders, Portland St., 115
 1968 Dwayne Keller, Oklahoma St., 123
 1969 Dan Gable, Iowa St., 137
 1970 Larry Owings, Washington, 142
 1971 Darrell Keller, Oklahoma St., 142

- 1972 Wade Schalles, Clarion, 150
 1973 Greg Strobel, Oregon St., 190
 1974 Floyd Hitchcock, Bloomsburg, 177
 1975 Mike Frick, Lehigh, 126
 1976 Chuck Yagla, Iowa, 150
 1977 Nick Gallo, Hofstra, 126
 1978 Mark Churella, Michigan, 150
 1979 Bruce Kinseth, Iowa, 150
 1980 Howard Harris, Oregon St., Hwt
 1981 Gene Mills, Syracuse, 118
 1982 Mark Schultz, Oklahoma, 167
 1983 Mike Sheets, Oklahoma St., 167
 1984 Jim Zalesky, Iowa, 158
 1985 Barry Davis, Iowa, 118
 1986 Marty Kistler, Iowa, 158
 1987 John Smith, Oklahoma St., 134
 1988 Scott Turner, North Carolina St., 150
 1989 Tim Krieger, Iowa St., 150
 1990 Chris Barnes, Oklahoma St., 177
 1991 Jeff Prescott, Penn St., 118
 1992 Tom Brands, Iowa, 134
 1993 Terry Steiner, Iowa, 150
 1994 Pat Smith, Oklahoma St., 158
 1995 T. J. Jaworsky, North Carolina, 134
 1996 Les Gutches, Oregon St., 177
 1997 Lincoln McIlravy, Iowa, 150
 1998 Joe Williams, Iowa, 167
 1999 Cael Sanderson, Iowa St., 184
 2000 Cael Sanderson, Iowa St., 184

Individual Champions

125-POUND WEIGHT CLASS

- 1928 Ralph Lupton, Northwestern
 1929 Laurence Mantooh, Oklahoma
 1930 Laurence Mantooh, Oklahoma
 1999 Stephen Abas, Fresno St.
 2000 Jeremy Hunter, Penn. St.

133-POUND WEIGHT CLASS

- 1999 Eric Guerrero, Oklahoma St.
 2000 Eric Juergens, Iowa

141-POUND WEIGHT CLASS

- 1999 Doug Schwab, Iowa
 2000 Carl Perry, Illinois

149-POUND WEIGHT CLASS

- 1999 T. J. Williams, Iowa
 2000 Tony Davis, Northern Iowa

157-POUND WEIGHT CLASS

- 1951 Phil Smith, Oklahoma
 1952 Bill Weick, Northern Iowa
 1953 James Harmon, Northern Iowa
 1954 Bob Hoke, Michigan St.
 1955 Bill Weick, Northern Iowa

- 1956 Larry TenPas, Illinois
 1957 Doug Blubaugh, Oklahoma St.
 1958 Dick Beattie, Oklahoma St.
 1959 Dick Beattie, Oklahoma St.
 1960 Art Kraft, Northwestern

- 1961 Phil Kinyon, Oklahoma St.
 1962 Jack Flasche, Northern Colo.
 1963 Kirk Pendleton, Lehigh
 1964 Gordon Hassman, Iowa St.
 1965 Bob Kopnisky, Maryland

- 1999 Casey Cunningham, Central Mich.
 2000 Brett Matter, Penn

165-POUND WEIGHT CLASS

- 1929 Conrad Caldwell, Oklahoma St.
 1930 Jack Van Bebber, Oklahoma St.
 1931 Jack Van Bebber, Oklahoma St.
 1933 George Martin, Iowa St.
 1934 Marion Foreman, Oklahoma

- 1935 Howard Johnston, Penn St.
 1937 Harvey Base, Oklahoma St.
 1938 John Ginay, Illinois
 1939 Henry Matthes, Lehigh
 1940 Crawford Grenard, Colorado St.

- 1941 Virgil Smith, Oklahoma St.
 1942 Virgil Smith, Oklahoma St.
 1946 David Shapiro, Illinois
 1947 William Nelson, Northern Iowa



Photo by Mary Burkus/NCAA Photos

The Kiel Center in St. Louis holds the attendance record for the Division I wrestling championship.

- 1949 William Smith, Northern Iowa
 1950 William Smith, Northern Iowa
 1999 Kirk White, Boise St.
 2000 Don Pritzlaff, Wisconsin

174-POUND WEIGHT CLASS

- 1932 Robert Hess, Iowa St.
 1936 Harry Broadbent, Oklahoma
 1948 Glen Brand, Iowa St.
 1999 Glenn Pritzlaff, Penn St.
 2000 Byron Tucker, Oklahoma

184-POUND WEIGHT CLASS

- 1999 Cael Sanderson, Iowa St.
 2000 Cael Sanderson, Iowa St.

197-POUND WEIGHT CLASS

- 1999 Tim Hartung, Minnesota
 2000 Brad Vering, Nebraska

HEAVYWEIGHT CLASS

- 1928 Earl McCready, Oklahoma St.
 1929 Earl McCready, Oklahoma St.
 1930 Earl McCready, Oklahoma St.
 1931 Jack Riley, Northwestern
 1932 Jack Riley, Northwestern
 1933 Ralph Teague, Southwestern Okla.
 1934 Ralph Teague, Southwestern Okla.
 1935 Charles McDaniel, Indiana
 1936 Howell Scobey, Lehigh
 1937 Lloyd Ricks, Oklahoma St.
 1938 Charles McDaniel, Indiana
 1939 Johnny Harrell, Oklahoma St.
 1940 George Downes, Ohio St.
 1941 Leonard Levy, Minnesota
 1942 Loyd Arms, Oklahoma St.
 1946 George Ballas, Ohio St.
 1947 Dick Hutton, Oklahoma St.
 1948 Dick Hutton, Oklahoma St.
 1949 Verne Gagne, Minnesota
 1950 Dick Hutton, Oklahoma St.
 1951 Bradley Glass, Princeton
 1952 Gene Nicks, Oklahoma St.
 1953 Dan McNair, Auburn
 1954 Gene Nicks, Oklahoma St.
 1955 William Oberly, Penn St.
 1956 Gordon Roesler, Oklahoma
 1957 Robert Norman, Illinois
 1958 Robert Norman, Illinois
 1959 Ted Ellis, Oklahoma St.
 1960 Dale Lewis, Oklahoma
 1961 Dale Lewis, Oklahoma
 1962 Sherwyn Thorson, Iowa
 1963 Jim Nance, Syracuse
 1964 Joe James, Oklahoma St.
 1965 Jim Nance, Syracuse
 1966 Dave Porter, Michigan
 1967 Curley Culp, Arizona St.
 1968 Dave Porter, Michigan
 1969 Jess Lewis, Oregon St.
 1970 Jess Lewis, Oregon St.
 1971 Greg Wojciechowski, Toledo
 1972 Chris Taylor, Iowa St.
 1973 Chris Taylor, Iowa St.
 1974 Jim Woods, Western Ill.
 1975 Larry Bielenberg, Oregon St.
 1976 Jimmy Jackson, Oklahoma St.
 1977 Jimmy Jackson, Oklahoma St.
 1978 Jimmy Jackson, Oklahoma St.
 1979 Fred Bohna, UCLA
 1980 Howard Harris, Oregon St.
 1981 Lou Banach, Iowa
 1982 Bruce Baumgartner, Indiana St.
 1983 Lou Banach, Iowa
 1984 Tab Thacker, North Carolina St.
 1985 Bill Hyman, Temple
 1986 Kirk Trost, Michigan
 1987 Carlton Haselrig, Pitt.-Johnstown
 1988 Carlton Haselrig, Pitt.-Johnstown
 1989 Carlton Haselrig, Pitt.-Johnstown
 1990 Kurt Angle, Clarion
 1991 Jon Llewellyn, Illinois
 1992 Kurt Angle, Clarion
 1993 Sylvester Terkay, North Carolina St.
 1994 Kerry McCoy, Penn St.
 1995 Tolly Thompson, Nebraska
 1996 Jeff Walter, Wisconsin

- 1997 Kerry McCoy, Penn St.
 1998 Stephen Neal, Cal St. Bakersfield
 1999 Stephen Neal, Cal St. Bakersfield
 2000 Brock Lesnar, Minnesota

(Note: These weight classes are no longer contested.)

114.5-POUND WEIGHT CLASS

- 1948 Arnold Plaza, Purdue

115-POUND WEIGHT CLASS

- 1928 Harold DeMarsh, Oklahoma St.
 1929 Joe Sapora, Illinois
 1930 Joe Sapora, Illinois
 1952 Hugh Peery, Pittsburgh
 1953 Hugh Peery, Pittsburgh
 1954 Hugh Peery, Pittsburgh
 1955 Terrence McCann, Iowa
 1956 Terrence McCann, Iowa
 1957 Dick Delgado, Oklahoma
 1958 Dick Delgado, Oklahoma
 1959 Andy Fitch, Yale
 1960 E. Gray Simons, Lock Haven
 1961 E. Gray Simons, Lock Haven
 1962 E. Gray Simons, Lock Haven
 1963 Arthur Maughan, Concordia-M'head
 1964 Terry Finn, Southern Ill.
 1965 Tadaaki Hatta, Oklahoma St.
 1966 Rich Sanders, Portland St.
 1967 Rich Sanders, Portland St.
 1968 Ken Melchior, Lock Haven
 1969 John Miller, Oregon

118-POUND WEIGHT CLASS

- 1931 John Engel, Lehigh
 1933 Rex Peery, Oklahoma St.
 1934 Rex Peery, Oklahoma St.
 1935 Rex Peery, Oklahoma St.
 1937 Joe McDaniels, Oklahoma St.
 1938 Joe McDaniels, Oklahoma St.
 1970 Greg Johnson, Michigan St.
 1971 Greg Johnson, Michigan St.
 1972 Greg Johnson, Michigan St.
 1973 Dan Sherman, Iowa St.
 1974 Gary Breece, Oklahoma
 1975 Shawn Garel, Oklahoma
 1976 Mark DiGirolamo, Cal Poly
 1977 Jim Haines, Wisconsin
 1978 Andy Daniels, Ohio
 1979 Gene Mills, Syracuse
 1980 Joe Gonzales, Cal St. Bakersfield
 1981 Gene Mills, Syracuse
 1982 Barry Davis, Iowa
 1983 Adam Cuestas, Cal St. Bakersfield
 1984 Carl DeStefanis, Penn St.
 1985 Rick Bonomo, Bloomsburg
 1986 Rick Bonomo, Bloomsburg
 1987 Rick Bonomo, Bloomsburg
 1988 Jack Cuvo, East Stroudsburg
 1989 Jack Cuvo, East Stroudsburg
 1990 Jack Griffin, Northwestern
 1991 Jeff Prescott, Penn St.
 1992 Jeff Prescott, Penn St.
 1993 Sam Henson, Clemson
 1994 Sam Henson, Clemson
 1995 Kelvin Jackson, Michigan St.
 1996 Sheldon Thomas, Clarion
 1997 Jessie Whitmer, Iowa
 1998 Teague Moore, Oklahoma St.

121-POUND WEIGHT CLASS

- 1939 Joe McDaniels, Oklahoma St.
 1940 Robert Antonacci, Indiana
 1941 Merle Jennings, Michigan St.
 1942 Merle Jennings, Michigan St.
 1946 Cecil Matt, Northern Iowa
 1947 Richard Hauser, Cornell College
 1949 Arnold Plaza, Purdue
 1950 Anthony Gizoni, Waynesburg

123-POUND WEIGHT CLASS

- 1932 Joseph Puerta, Illinois
 1936 Ted Anderson, Central Okla.
 1951 Anthony Gizoni, Waynesburg
 1952 Bill Borders, Oklahoma
 1953 Dick Mueller, Minnesota
 1954 Richard Govig, Iowa
 1955 Ed Peery, Pittsburgh
 1956 Ed Peery, Pittsburgh

- 1957 Ed Peery, Pittsburgh
 1958 Paul Powell, Pittsburgh
 1959 Dave Auble, Cornell
 1960 Dave Auble, Cornell
 1961 Duwane Miller, Oklahoma
 1962 Masaaki Hatta, Oklahoma St.
 1963 Mike Nissen, Nebraska
 1964 Fred Powell, Lock Haven
 1965 Mike Caruso, Lehigh
 1966 Mike Caruso, Lehigh
 1967 Mike Caruso, Lehigh
 1968 Wayne Keller, Oklahoma St.
 1969 Wayne Boyd, Temple

125.5-POUND WEIGHT CLASS

- 1948 George Lewis, Waynesburg

126-POUND WEIGHT CLASS

- 1931 Robert Pearce, Oklahoma St.
 1933 Ross Flood, Oklahoma St.
 1934 Ross Flood, Oklahoma St.
 1935 Ross Flood, Oklahoma St.
 1937 Dale Brand, Cornell College
 1938 Allen Sapora, Illinois
 1970 Wayne Keller, Oklahoma St.
 1971 Yoshiro Fujita, Oklahoma St.
 1972 Pat Milkovich, Michigan St.
 1973 Mark Massery, Northwestern
 1974 Pat Milkovich, Michigan St.
 1975 John Fritz, Penn St.
 1976 Jack Reinwand, Wisconsin
 1977 Nick Gallo, Hofstra
 1978 Mike Land, Iowa St.
 1979 Randy Lewis, Iowa
 1980 John Azevedo, Cal St. Bakersfield
 1981 Dan Cuestas, Cal St. Bakersfield
 1982 Dan Cuestas, Cal St. Bakersfield
 1983 Barry Davis, Iowa
 1984 Kevin Darkus, Iowa St.
 1985 Barry Davis, Iowa
 1986 Brad Penrith, Iowa
 1987 Bill Kelly, Iowa St.
 1988 Jim Martin, Penn St.
 1989 Kendall Cross, Oklahoma St.
 1990 Terry Brands, Iowa
 1991 Jason Kelber, Nebraska
 1992 Terry Brands, Iowa
 1993 Tony Purler, Nebraska
 1994 David Hirsch, Cornell
 1995 Jeff McGinnis, Iowa
 1996 Sanshiro Abe, Penn St.
 1997 Eric Guerrero, Oklahoma St.
 1998 Eric Guerrero, Oklahoma St.

128-POUND WEIGHT CLASS

- 1939 Dale Hanson, Minnesota
 1940 Harold Byrd, Oklahoma
 1941 Burl Jennings, Michigan St.
 1942 Burl Jennings, Michigan St.
 1946 Gerald Leeman, Northern Iowa
 1947 Russell Bush, Northern Iowa
 1949 Charles Hetrick, Oklahoma St.
 1950 Joe Patacsil, Purdue

130-POUND WEIGHT CLASS

- 1951 Walter Romanowski, Cornell College
 1952 Gene Lybbert, Northern Iowa
 1953 Norvard Nalan, Michigan
 1954 Norvard Nalan, Michigan
 1955 Myron Roderick, Oklahoma St.
 1956 Myron Roderick, Oklahoma St.
 1957 John Johnston, Penn St.
 1958 Les Anderson, Iowa St.
 1959 Stanley Abel, Oklahoma
 1960 Stanley Abel, Oklahoma
 1961 Larry Lauchle, Pittsburgh
 1962 Mickey Martin, Oklahoma
 1963 Mickey Martin, Oklahoma
 1964 Yojiro Uetake, Oklahoma St.
 1965 Yojiro Uetake, Oklahoma St.
 1966 Yojiro Uetake, Oklahoma St.
 1967 David McGuire, Oklahoma
 1968 Dan Gable, Iowa St.
 1969 David McGuire, Oklahoma

134-POUND WEIGHT CLASS

- 1932 Edwin Belshaw, Indiana
 1936 Wayne Martin, Oklahoma

1970 Darrell Keller, Oklahoma St.
1971 Roger Weigel, Oregon St.
1972 Gary Barton, Clarion

1973 Don Rohn, Clarion
1974 Tom Sculley, Lehigh
1975 Mike Frick, Lehigh
1976 Mike Frick, Lehigh
1977 Pat Neu, Minnesota

1978 Ken Mallory, Montclair St.
1979 Darryl Burley, Lehigh
1980 Randy Lewis, Iowa
1981 Jim Gibbons, Iowa St.
1982 C. D. Mock, North Carolina

1983 Clar Anderson, Oklahoma St.
1984 Scott Lynch, Penn St.
1985 Jim Jordan, Wisconsin
1986 Jim Jordan, Wisconsin
1987 John Smith, Oklahoma St.

1988 John Smith, Oklahoma St.
1989 Sean O'Day, Edinboro
1990 Tom Brands, Iowa
1991 Tom Brands, Iowa
1992 Tom Brands, Iowa

1993 T. J. Jaworsky, North Carolina
1994 T. J. Jaworsky, North Carolina
1995 T. J. Jaworsky, North Carolina
1996 Cary Kolat, Lock Haven
1997 Mark Ironside, Iowa
1998 Mark Ironside, Iowa

135-POUND WEIGHT CLASS

1928 Arthur Holding, Iowa St.
1929 George Minot, Illinois
1930 Hugh Linn, Iowa St.
1931 Richard Cole, Iowa St.
1933 Patrick Devine, Indiana
1934 Wayne Martin, Oklahoma
1935 Vernon Sisney, Oklahoma
1937 Ray Cheyney, Northern Iowa
1938 David Matthews, Oklahoma

136-POUND WEIGHT CLASS

1939 Archie Deutschman, Illinois
1940 Al Whitehurst, Oklahoma St.
1941 Al Whitehurst, Oklahoma St.
1942 William Maxwell, Michigan St.
1946 David Arndt, Oklahoma St.
1947 Lowell Lange, Cornell College
1949 Lowell Lange, Cornell College
1950 Lowell Lange, Cornell College

136.5-POUND WEIGHT CLASS

1948 Richard Dickenson, Michigan St.

137-POUND WEIGHT CLASS

1951 George Layman, Oklahoma St.
1952 George Layman, Oklahoma St.
1953 Len DeAugustino, Lock Haven
1954 Myron Roderick, Oklahoma St.
1955 Lawrence Fornicola, Penn St.
1956 Jim Sinadinos, Michigan St.
1957 Joe Gratto, Lehigh
1958 Paul Aubrey, Oklahoma
1959 Larry Hayes, Iowa St.
1960 Les Anderson, Iowa St.

1961 Norman Young, Michigan St.
1962 Bill Carter, Oklahoma
1963 William Dotson, Northern Iowa
1964 Mike Sager, Oklahoma
1965 Bill Stuart, Lehigh

1966 Gene Davis, Oklahoma St.
1967 Dale Anderson, Michigan St.
1968 Dale Anderson, Michigan St.
1969 Dan Gable, Iowa St.

142-POUND WEIGHT CLASS

1970 Larry Owings, Washington
1971 Darrell Keller, Oklahoma St.
1972 Tom Milkovich, Michigan St.
1973 Dan Muthler, Navy
1974 Rick Lawinger, Wisconsin

1975 Jim Bennett, Yale
1976 Brad Smith, Iowa
1977 Steve Barrett, Oklahoma St.
1978 Dan Hicks, Oregon St.
1979 Dan Hicks, Oregon St.

1980 Lee Roy Smith, Oklahoma St.
1981 Andre Metzger, Oklahoma

1982 Andre Metzger, Oklahoma
1983 Darryl Burley, Lehigh
1984 Jessie Reyes, Cal St. Bakersfield

1985 Joe Gibbons, Iowa St.
1986 Kevin Dresser, Iowa
1987 Pete Yozzo, Lehigh
1988 Pat Santoro, Pittsburgh
1989 Pat Santoro, Pittsburgh

1990 Joe Reynolds, Oklahoma
1991 Scott Collins, West Virginia
1992 Troy Steiner, Iowa
1993 Lincoln McIlravy, Iowa
1994 Alan Fried, Oklahoma St.

1995 John Hughes, Penn St.
1996 Bill Zadick, Iowa
1997 Cary Kolat, Lock Haven
1998 Jeff McGinness, Iowa

145-POUND WEIGHT CLASS

1928 Melvin Clodfelter, Oklahoma St.
1929 George Bancroft, Oklahoma St.
1930 Hardie Lewis, Oklahoma
1931 William Doyle, Kansas St.
1932 Hardie Lewis, Oklahoma

1933 Alan Kelley, Oklahoma St.
1934 Alan Kelley, Oklahoma St.
1935 Wayne Martin, Oklahoma
1936 Harley Strong, Oklahoma St.
1937 Stanley Henson, Oklahoma St.

1938 Stanley Henson, Oklahoma St.
1939 Harold Nichols, Michigan
1940 Harold Masey, Lehigh
1941 David Arndt, Oklahoma St.
1942 David Arndt, Oklahoma St.

1946 William Koll, Northern Iowa
1947 William Koll, Northern Iowa
1949 Keith Young, Northern Iowa
1950 Keith Young, Northern Iowa
1966 Bill Blacksmith, Lock Haven

1967 Don Henderson, Air Force
1968 Dale Bahr, Iowa St.
1969 Mike Grant, Oklahoma

147-POUND WEIGHT CLASS

1951 Keith Young, Northern Iowa
1952 Tommy Evans, Oklahoma
1953 Frank Bettucci, Cornell
1954 Tommy Evans, Oklahoma
1955 Edward Eichelberger, Lehigh

1956 Edward Eichelberger, Lehigh
1957 Simon Roberts, Iowa
1958 Ron Gray, Iowa St.
1959 Ron Gray, Iowa St.
1960 Larry Hayes, Iowa St.

1961 Larry Hayes, Iowa St.
1962 Mike Natvig, Army
1963 Mike Natvig, Army
1964 Jerry Stanley, Oklahoma
1965 Veryl Long, Iowa St.

147.5-POUND WEIGHT CLASS

1948 William Koll, Northern Iowa

150-POUND WEIGHT CLASS

1970 Mike Grant, Oklahoma
1971 Stan Dziedzic, Slippery Rock
1972 Wade Schalles, Clarion
1973 Jerrett Hubbard, Michigan
1974 Jerrett Hubbard, Michigan

1975 Chuck Yagla, Iowa
1976 Chuck Yagla, Iowa
1977 Mark Churella, Michigan
1978 Mark Churella, Michigan
1979 Bruce Kinseth, Iowa

1980 Andy Rein, Wisconsin
1981 Nate Carr, Iowa St.
1982 Nate Carr, Iowa St.
1983 Nate Carr, Iowa St.
1984 Kenny Monday, Oklahoma St.

1985 Eddie Urbano, Arizona St.
1986 Jim Heffernan, Iowa
1987 Tim Krieger, Iowa St.
1988 Scott Turner, North Carolina St.
1989 Tim Krieger, Iowa St.

1990 Brian Dolph, Indiana
1991 Matt Demaray, Wisconsin
1992 Matt Demaray, Wisconsin

1993 Terry Steiner, Iowa
1994 Lincoln McIlravy, Iowa

1995 Steve Marianetti, Illinois
1996 Chris Bono, Iowa St.
1997 Lincoln McIlravy, Iowa
1998 Eric Siebert, Illinois

152-POUND WEIGHT CLASS

1966 Dick Cook, Michigan St.
1967 James Kamman, Michigan
1968 Wayne Wells, Oklahoma
1969 Gobel Kline, Maryland

155-POUND WEIGHT CLASS

1929 Jack Van Bebber, Oklahoma St.
1930 Otto Kelley, Michigan
1931 Leroy McGuirk, Oklahoma St.
1933 Merrill Frevert, Iowa St.
1934 Ben Bishop, Lehigh

1935 Frank Lewis, Oklahoma St.
1937 Bill Keas, Oklahoma
1938 Dale Scrivens, Oklahoma St.
1939 Stanley Henson, Oklahoma St.
1940 Vernon Logan, Oklahoma St.

1941 Earl Van Bebber, Oklahoma St.
1942 Vernon Logan, Oklahoma St.
1946 Bill Courtright, Michigan
1947 Gail Mikles, Michigan St.
1949 William Nelson, Northern Iowa
1950 William Nelson, Northern Iowa

158-POUND WEIGHT CLASS

1928 Leslie Beers, Iowa
1932 Carl Dougovito, Michigan
1936 Walter Jacob, Michigan St.
1970 Dave Martin, Iowa St.
1971 Carl Adams, Iowa St.

1972 Carl Adams, Iowa St.
1973 Wade Schalles, Clarion
1974 Rod Kilgore, Oklahoma
1975 Dan Holm, Iowa
1976 Lee Kemp, Wisconsin

1977 Lee Kemp, Wisconsin
1978 Lee Kemp, Wisconsin
1979 Kelly Ward, Iowa St.
1980 Ricky Stewart, Oklahoma St.
1981 Ricky Stewart, Oklahoma St.

1982 Jim Zalesky, Iowa
1983 Jim Zalesky, Iowa
1984 Jim Zalesky, Iowa
1985 Marty Kistler, Iowa
1986 Jude Skove, Ohio St.

1987 Stewart Carter, Iowa St.
1988 Rob Kall, North Carolina
1989 Dan St. John, Arizona St.
1990 Pat Smith, Oklahoma St.
1991 Pat Smith, Oklahoma St.

1992 Pat Smith, Oklahoma St.
1993 Markus Mollica, Arizona St.
1994 Pat Smith, Oklahoma St.
1995 Ernest Benion, Illinois
1996 Joe Williams, Iowa

1997 Joe Williams, Iowa
1998 Dwight Gardner, Ohio

160-POUND WEIGHT CLASS

1966 Greg Ruth, Oklahoma
1967 Vic Marcucci, Iowa St.
1968 Reg Wicks, Iowa St.
1969 Cleo McGlory, Oklahoma

160.5-POUND WEIGHT CLASS

1948 Jack St. Clair, Oklahoma St.

167-POUND WEIGHT CLASS

1951 Gene Gibbons, Michigan St.
1952 Joe Lemyre, Penn St.
1953 Don Dickason, Cornell
1954 Joseph Solomon, Pittsburgh
1955 Fred Davis, Oklahoma St.

1956 Edward DeWitt, Pittsburgh
1957 Tom Alberts, Pittsburgh
1958 Duane Murty, Oklahoma St.
1959 Ed Hamer, Lehigh
1960 Dick Ballinger, Wyoming

1961 Ron Conway, Oregon St.
1962 Ronnie Clinton, Oklahoma St.
1963 James Harrison, Pittsburgh
1964 Donald Millard, Southern Ill.

1965 Greg Ruth, Oklahoma
 1966 Dave Reinbolt, Ohio St.
 1967 George Radman, Michigan St.
 1968 Mike Gallego, Fresno St.
 1969 Jason Smith, Iowa St.
 1970 Jason Smith, Iowa St.
 1971 Andrew Matter, Penn St.
 1972 Andrew Matter, Penn St.
 1973 Bill Simpson, Clarion
 1974 Doug Wyn, Western Mich.
 1975 Ron Ray, Oklahoma St.
 1976 Pat Christenson, Wisconsin
 1977 Rod Kilgore, Oklahoma
 1978 Keith Stearns, Oklahoma
 1979 Mark Churella, Michigan
 1980 Matt Reiss, North Carolina St.

1981 Mark Schultz, Oklahoma
 1982 Dave Schultz, Oklahoma
 1983 Mike Sheets, Oklahoma St.
 1984 Mike Sheets, Oklahoma St.
 1985 Chris Edmond, Tennessee
 1986 Marty Kistler, Iowa
 1987 Royce Alger, Iowa
 1988 Mike Van Arsdale, Iowa St.
 1989 Dave Lee, Wisconsin
 1990 Dan St. John, Arizona St.
 1991 Mark Reiland, Iowa
 1992 Charles Jones, Purdue
 1993 Ray Miller, Arizona St.
 1994 Mark Branch, Oklahoma St.
 1995 Markus Mallica, Arizona St.
 1996 Daryl Weber, Iowa
 1997 Mark Branch, Oklahoma St.
 1998 Joe Williams, Iowa

175-POUND WEIGHT CLASS

1928 George Rule, Oklahoma St.
 1929 Glenn Stafford, Cornell
 1930 Conrad Caldwell, Oklahoma St.
 1931 Conrad Caldwell, Oklahoma St.
 1933 Robert Hess, Iowa St.
 1934 Richard Voliva, Indiana
 1935 Ralph Silverstein, Illinois
 1937 John Whitaker, Minnesota
 1938 John Harkness, Harvard
 1939 Chris Traicoff, Indiana
 1940 Don Nichols, Michigan
 1941 Richard DiBattista, Pennsylvania
 1942 Richard DiBattista, Pennsylvania
 1946 George Dorsch, Oklahoma St.
 1947 Joe Scarpello, Iowa
 1949 James Gregson, Oklahoma St.
 1950 Joe Scarpello, Iowa

177-POUND WEIGHT CLASS

1951 Grover Rains, Oklahoma St.
 1952 Bentley Lyon, California
 1953 Ned Blass, Oklahoma St.
 1954 Ned Blass, Oklahoma St.
 1955 Dan Hodge, Oklahoma
 1956 Dan Hodge, Oklahoma
 1957 Dan Hodge, Oklahoma
 1958 Gary Kurdelmeier, Iowa
 1959 Jim Craig, Iowa
 1960 Roy Conrad, Northern Ill.
 1961 Bob Johnson, Oklahoma St.
 1962 Bob Johnson, Oklahoma St.
 1963 Dean Lehr, Colorado
 1964 Dean Lehr, Colorado
 1965 Tom Peckham, Iowa St.
 1966 Tom Peckham, Iowa St.
 1967 Fred Fozzard, Oklahoma St.
 1968 Bob Justice, Colorado
 1969 Chuck Jean, Iowa St.
 1970 Chuck Jean, Iowa St.
 1971 Geoff Baum, Oklahoma St.
 1972 Bill Murdock, Washington
 1973 Rich Binek, Iowa St.
 1974 Floyd Hitchcock, Bloomsburg
 1975 Mike Lieberman, Lehigh
 1976 Chris Campbell, Iowa
 1977 Chris Campbell, Iowa
 1978 Mark Lieberman, Lehigh
 1979 Mark Lieberman, Lehigh
 1980 Ed Banach, Iowa

1981 Ed Banach, Iowa
 1982 Mark Schultz, Oklahoma
 1983 Mark Schultz, Oklahoma
 1984 Jim Scherr, Nebraska
 1985 Melvin Douglas, Oklahoma
 1986 Melvin Douglas, Oklahoma
 1987 Rico Chiapparelli, Iowa
 1988 Royce Alger, Iowa
 1989 Chris Barnes, Oklahoma St.
 1990 Chris Barnes, Oklahoma St.
 1991 Marty Morgan, Minnesota
 1992 Kevin Randleman, Ohio St.
 1993 Kevin Randleman, Ohio St.
 1994 Dean Morrison, West Virginia
 1995 Les Gutches, Oregon St.
 1996 Les Gutches, Oregon St.
 1997 Barry Weldon, Iowa St.
 1998 Mitch Clark, Ohio St.

190-POUND WEIGHT CLASS

1970 Geoff Baum, Oklahoma St.
 1971 Ben Peterson, Iowa St.
 1972 Ben Peterson, Iowa St.
 1973 Greg Strobel, Oregon St.
 1974 Greg Strobel, Oregon St.
 1975 Al Nacin, Iowa St.
 1976 Evan Johnson, Minnesota
 1977 Frank Santana, Iowa St.
 1978 Ron Jedy, Wisconsin
 1979 Eric Wais, Oklahoma St.
 1980 Noel Loban, Clemson
 1981 Tom Martucci, Col. of New Jersey
 1982 Pete Bush, Iowa
 1983 Ed Banach, Iowa
 1984 Bill Scherr, Nebraska
 1985 Dan Chaid, Oklahoma
 1986 Duane Goldman, Iowa
 1987 Eric Voelker, Iowa St.
 1988 Mark Coleman, Ohio St.
 1989 Eric Voelker, Ohio St.
 1990 Matt Ruppel, Lehigh
 1991 Paul Keysaw, Cal St. Bakersfield
 1992 Mark Kerr, Syracuse
 1993 Rex Holman, Ohio St.
 1994 Joel Sharrait, Iowa
 1995 J. J. McGrew, Oklahoma St.
 1996 John Kading, Oklahoma
 1997 Lee Fullhart, Iowa
 1998 Tim Hartung, Minnesota

191-POUND WEIGHT CLASS

1932 Kermit Blosser, Ohio
 1936 Duke Clemons, Central Okla.
 1948 Verne Gagne, Minnesota
 1952 Harry Lanzi, Toledo
 1953 Hudson Samson, Penn St.
 1954 Peter Blair, Navy
 1955 Peter Blair, Navy
 1956 Kenneth Leuer, Iowa
 1957 Ron Schirf, Pittsburgh
 1958 Kenneth Maidlow, Michigan St.
 1959 Arthur Baker, Syracuse
 1960 George Goodner, Oklahoma
 1961 Len Lordino, Northern Colo.
 1962 Wayne Baughman, Oklahoma
 1963 Jack Bearden, Michigan
 1964 Harry Houska, Ohio
 1965 Jack Brisco, Oklahoma St.
 1966 Bill Harlow, Oklahoma St.
 1967 Tom Schlendorf, Syracuse
 1968 Nick Carollo, Adams St.
 1969 Tom Kline, Cal Poly

All-Time Team Results

1928: No points awarded.

1929: 1. Oklahoma St., 26; 2. Michigan, 18; 3. Oklahoma, 13; 4. Illinois, 11; 5. Wisconsin, 9; 6. Cornell, 7; 7. Purdue, 4; 8. Ohio St., 3; 9. (tie) Iowa and West Virginia, 2; 10. Nebraska, 1.

1930: 1. Oklahoma St., 27; 2. Illinois, 14; 3. Oklahoma, 12; 4. Iowa St., 7; 5. Michigan, 6; 6. (tie) Kansas St. and MIT, 5; 8. (tie) Central Okla., Cornell

College, Kansas and Ohio St., 4; 12. (tie) Chicago and Harvard, 2; 14. (tie) Indiana, Michigan St., Missouri, Northwestern and Rochester Inst., 1.

1931: No points awarded.

1932: 1. Indiana, 14; 2. Oklahoma St., 11; 3. Iowa St., 10; 4. Northwestern, 9; 5. (tie) Ohio and Oklahoma, 8; 7. Michigan, 7; 8. (tie) Illinois, Navy and Southwestern Okla., 6; 11. Cornell College, 4; 12. Kansas, 3; 13. (tie) Michigan St. and Northern Iowa, 2; 15. (tie) Denver, Haverford and Indiana St., 1.

1933: No points awarded.

1934: 1. Oklahoma St., 29; 2. Indiana, 19; 3. Oklahoma, 14; 5. Lehigh, 7; 6. Springfield, 4; 7. (tie) Central Okla., Michigan and Northern Iowa, 3; 10. (tie) Cornell College, Illinois and Wash. & Lee, 2.

1935: 1. Oklahoma St., 36; 2. Oklahoma, 18; 3. (tie) Illinois and Indiana, 15; 5. (tie) Lehigh and Penn St., 8; 7. (tie) Cornell College, Iowa and Southwestern Okla., 6; 10. Wash. & Lee, 5; 11. Central Okla., 4; 12. Northeastern Okla., 3; 13. VMI, 2; 14. (tie) Columbia, Haverford, Ohio St. and St. Lawrence, 1.

1936: 1. Oklahoma, 16; 2. (tie) Central Okla. and Oklahoma St., 10; 4. (tie) Lehigh and Michigan St., 5; 6. Southwestern Okla., 4; 7. (tie) Cornell College and Indiana, 3; 9. Iowa, 2; 10. (tie) Michigan and Navy, 1.

1937: 1. Oklahoma St., 31; 2. Oklahoma, 13; 3. (tie) Minnesota and Northern Iowa, 9; Illinois, 8; 6. Cornell College, 7; 7. Kansas St., 5; 8. (tie) Central Okla. and Indiana, 4; 10. Iowa St., 3; 11. Michigan, 2; 12. (tie) Chicago, Haverford, St. Lawrence, Southwestern Okla. and West Virginia, 1.

1938: 1. Oklahoma St., 19; 2. Illinois, 15; 3. Indiana, 12; 4. (tie) Oklahoma and Southwestern Okla., 8; 6. Minnesota, 6; 7. (tie) Cornell College, Harvard and Lehigh, 5; 10. Chicago, 4; 11. (tie) Frank. & Marsh., Iowa St., Northern Iowa and Princeton, 3; 15. CCNY, 2; 16. (tie) Nebraska and Syracuse, 1.

1939: 1. Oklahoma St., 33; 2. Lehigh, 12; 3. Illinois, 11; 4. (tie) Frank. & Marsh., Indiana, Michigan and Minnesota, 9; 8. Penn St., 5; 9. CCNY, 4; 10. Appalachian St., 3; 11. Cornell College, 2; 12. (tie) Illinois St., Kent and Navy, 1.

1940: 1. Oklahoma St., 24; 2. Indiana, 14; 3. Michigan, 10; 4. (tie) Colorado St., Lehigh and Ohio St., 7; 7. (tie) Northern Iowa and Minnesota, 6; 9. (tie) Iowa St. and Oklahoma, 5; 11. (tie) Frank. & Marsh. and Illinois, 4; 13. (tie) Kansas St. and Kent, 2; 15. (tie) Duquesne, Lafayette, Michigan St., Purdue, Southwestern Okla., Syracuse and Temple, 1.

1941: 1. Oklahoma St., 37; 2. Michigan St., 26; 3. Minnesota, 12; 4. Yale, 8; 5. (tie) Appalachian St., Kent and Wisconsin, 7; 8. (tie) Kansas St. and Pennsylvania, 7; 10. (tie) Frank. & Marsh., Iowa and Northern Iowa, 5; 13. (tie) Illinois, Iowa St., Lafayette and Penn St., 3; 17. (tie) Duquesne, Michigan, Ohio St. and Temple, 2; 21. (tie) Rutgers, Springfield, VMI and Wyoming, 1.

1942: 1. Oklahoma St., 31; 2. Michigan St., 26; 3. Penn St., 10; 4. Michigan, 8; 5. (tie) Kent, Navy and Purdue, 7; 8. (tie) Illinois and Pennsylvania, 6; 10. Northern Iowa, 5; 11. Cornell College, 4; 12. (tie) Kansas St. and Nebraska, 2; 14. Princeton, 1.

1943-1945: No tournaments held.

1946: 1. Oklahoma St., 25; 2. Northern Iowa, 24; 3. Illinois, 17; 4. Indiana, 13; 5. Michigan, 8; 6. (tie) Iowa St. and Ohio St., 6; 8. Michigan St., 5; 9. (tie) Nebraska, Northern Colo. and Penn St., 2; 12. Kent, 1.

1947: 1. Cornell College, 32; 2. Northern Iowa, 19; 3. Oklahoma St., 15; 4. Michigan St., 11; 5. Oklahoma, 10; 6. Illinois, 9; 7. Iowa, 6; 8. (tie) Iowa St. and Purdue, 5; 10. (tie) Michigan and Minnesota, 4; 12. Navy, 3; 13. (tie) Colorado St. and Northern Colo., 1.

1948: 1. Oklahoma St., 33; 2. Michigan St., 28; 3. Illinois, 23; 4. (tie) Iowa, Northern Iowa and Purdue, 15; 7. Minnesota, 12; 8. Waynesburg, 11; 9. (tie) Colorado St., Iowa St. and Navy, 9; 12. Lock Haven, 7; 13. Nebraska, 5; 14. (tie) Frank. & Marsh. and Lehigh, 3; 16. (tie) Hofstra, Indiana, Penn St., Rutgers and Syracuse, 2; 21. (tie) Colorado Col., Kansas St. and Williams, 1.

1949: 1. Oklahoma St., 32; 2. Northern Iowa, 27; 3. Cornell College, 22; 4. Michigan St., 13; 5. Minnesota, 11; 6. Purdue, 9; 7. (tie) Iowa and Nebraska, 5; 9. Syracuse, 4; 10. (tie) Colorado St. and Illinois, 3; 12. (tie) Navy and Penn St., 2; 14. (tie) Indiana, Iowa St., Ithaca, Kansas St., Utah St. and Wheaton (Ill.), 1.

1950: 1. Northern Iowa, 30; 2. Purdue, 16; 3. Cornell College, 14; 4. (tie) Oklahoma St. and Syracuse, 10; 6. Iowa, 7; 7. (tie) Ithaca and Waynesburg, 6; 9. Penn St., 5; 10. (tie) Illinois and Navy, 3; 11. (tie) Michigan St., Oklahoma, Wheaton (Ill.) and Wyoming, 2; 16. (tie) Auburn and Lock Haven, 1.

1951: 1. Oklahoma, 24; 2. Oklahoma St., 23; 3. Penn St., 15; 4. Northern Iowa, 10; 5. Princeton, 8; 6. (tie) Michigan St., Ohio St. and Toledo, 7; 9. (tie) Cornell College and Waynesburg, 6; 11. Yale, 4; 12. (tie) Lehigh, Navy, Northern Colo. and Wyoming, 3; 16. Auburn, 2; 17. (tie) Army, California, Columbia, Minn. St.-Mankato, San Francisco, Ursinus, Washington St. and Wisconsin, 1.

1952: 1. Oklahoma, 22; 2. Northern Iowa, 21; 3. Oklahoma St., 20; 4. Toledo, 10; 5. Penn St., 8; 6. (tie) Colorado, Illinois and Waynesburg, 7; 9. (tie) California, Indiana and Pittsburgh, 6; 12. (tie) Michigan St. and Oregon St., 5; 14. (tie) Denver and Iowa, 4; 16. (tie) Kansas St., Michigan, Princeton and Rutgers, 3; 20. (tie) Cornell College, Maryland, Northern Colo. and Wyoming, 2; 24. (tie) Harvard, Iowa St. and Yale, 1.

1953: 1. Penn St., 21; 2. Oklahoma, 15; 3. Cornell, 13; 4. Oklahoma St., 11; 5. Northern Iowa, 10; 6. Pittsburgh, 9; 7. Michigan, 8; 8. (tie) Michigan St. and Minnesota, 7; 10. (tie) Auburn, Colorado St., Illinois and Lock Haven, 6; 14. (tie) Army, Northwestern and West Chester, 5; 17. Toledo, 4; 18. (tie) Brown and UCLA, 3; 20. (tie) Iowa St., Ithaca and Washington St., 2; 23. (tie) Colorado, Columbia, Frank. & Marsh., Harvard, Indiana, Lehigh and Syracuse, 1.

1954: 1. Oklahoma St., 32; 2. Pittsburgh, 17; 3. Penn St., 13; 4. (tie) Iowa and Navy, 12; 6. Michigan St., 11; 7. (tie) Michigan and Oklahoma, 10; 9. Lehigh, 9; 10. Syracuse, 6; 11. (tie) Illinois, Minnesota and Purdue, 5; 14. (tie) Colorado, Ithaca, Maryland, Nebraska and Wisconsin, 4; 19. Kansas St., 3; 20. (tie) Cornell College and Kent, 2; 22. (tie) Brigham Young, Northern Colo., Springfield, Texas A&M and Toledo, 1.

1955: 1. Oklahoma St., 40; 2. Penn St., 31; 3. Pittsburgh, 28; 4. Oklahoma, 26; 5. Lehigh, 25; 6. Iowa, 24; 7. Michigan, 23; 8. Navy, 21; 9. Illinois, 19; 10. Colorado, 15; 11. Northern Iowa, 14; 12. West Virginia, 13; 13. Cornell College, 11; 14. Colorado St., 10; 15. Michigan St., 9; 16. Rutgers, 8; 17. Wisconsin, 7; 18. (tie) Indiana and Syracuse, 6; 20. (tie) Springfield and Temple, 5; 22. (tie) Army, Cornell, Cortland St. and Toledo, 3; 26. (tie) Hofstra, Nebraska, Oregon St., Purdue, Washington St. and Wheaton (Ill.), 2; 32. (tie) Harvard, Knox, Loyola (Md.), Ohio, San Jose St., Waynesburg and Wyoming, 1.

1956: 1. Oklahoma St., 65; 2. Oklahoma, 62; 3. Pittsburgh, 51; 4. Iowa, 43; 5. Penn St., 27; 6. Lehigh, 25; 7. Colorado St., 24; 8. (tie) Illinois and Michigan, 20; 10. Purdue, 13; 11. Wisconsin, 12; 12. Michigan, 11; 13. (tie) Minn. St.-Mankato and Northern Iowa, 10; 15. Indiana, 8; 16. Wyoming, 7; 17. (tie) Lafayette and Maryland, 6; 19. (tie) Kansas St. and Virginia Tech, 5; 21. (tie) Frank. & Marsh., Iowa St., Minnesota and Navy, 4; 25. (tie) Colorado, Lock Haven, Ohio and Springfield, 3; 29. (tie) Coast Guard, Cornell College, Kent and Oregon, 2; 33. (tie) Ohio St., San Diego St., Toledo and VMI, 1.

1957: 1. Oklahoma, 73; 2. Pittsburgh, 66; 3. Iowa St., 38; 4. Oklahoma St., 37; 5. Penn St., 33; 6. (tie) Illinois and Michigan, 30; 8. Iowa, 27; 9. Lehigh, 19; 10. (tie) Minnesota and Virginia, 13; 12. Minn. St.-Mankato, 12; 13. (tie) Frank. & Marsh., Maryland, Navy and Waynesburg, 11; 17. Oregon St., 8; 18. Colorado, 7; 19. (tie) Williams and Wyoming, 6; 21. (tie) Michigan St., Northern Iowa and Oregon, 5; 24. (tie) Colorado St., Cortland St., Indiana, Kansas St. and Northwestern, 4; 29. (tie) Carleton, Drexel, Kent, Northern Colo., Ohio and Rutgers, 2; 35. (tie) Brown, Columbia, Lewis & Clark and Southern Ill., 1.

1958: 1. Oklahoma St., 77; 2. Iowa St., 62; 3. Oklahoma, 50; 4. Michigan St., 35; 5. Iowa, 26; 6. Illinois, 22; 7. (tie) Cornell and Wyoming, 16; 10. (tie) Lehigh and Minn. St.-Mankato, 13; 12. Colgate, 11; 13. Michigan, 10; 14. (tie) Northern Iowa, Oregon and Penn St., 8; 17. (tie) Lock Haven, Nebraska, Oregon St. and Western St., 7; 21. (tie) Maryland and Northern Colo., 6; 23. (tie) Cal Poly, Colorado and Indiana, 5; 26. Minnesota, 4; 27. (tie) Kansas St., San Jose St. and Utah St., 3; 30. (tie) Colorado Mines, Colorado St., Southern Ill. and Springfield, 2; 34. (tie) Brigham Young, Cornell College, Dartmouth, Kent and Portland St., 1.

1959: 1. Oklahoma St., 73; 2. Iowa St., 51; 3.

Oklahoma, 41; 4. Iowa, 33; 5. Pittsburgh, 30; 6. Wyoming, 25; 7. Minn. St.-Mankato, 21; 8. Lehigh, 20; 9. (tie) Michigan St. and Minnesota, 17; 11. Yale, 16; 12. Cornell, 14; 13. Syracuse, 13; 14. Toledo, 12; 15. Northern Colo., 11; 16. Ithaca, 10; 17. Colorado St., 9; 18. Northwestern, 8; 19. (tie) Kansas St., Kent and Virginia Tech, 7; 22. (tie) Cornell, Maryland and Oregon St., 5; 25. (tie) Illinois, Indiana, Penn St. and Western St., 4; 29. (tie) Colorado Mines, Portland St., Utah and Washington St., 3; 33. (tie) Bloomsburg, Harvard, Lock Haven, Northern Ill., Ohio St. and Southern Ill., 2; 39. (tie) Bowling Green, Bradley, Carleton, Colorado, Nebraska, North Carolina, Northwest Mo. St., Purdue and Rochester Inst., 1.

1960: 1. Oklahoma, 59; 2. Iowa St., 40; 3. Wyoming, 36; 4. Iowa, 32; 5. Oklahoma St., 29; 6. Lock Haven, 25; 7. Penn St., 23; 8. Pittsburgh, 21; 9. Northwestern, 20; 10. (tie) Cornell and Northern Ill., 17; 12. Lehigh, 16; 13. Purdue, 14; 14. (tie) Ithaca and Syracuse, 11; 16. (tie) Rutgers and Toledo, 10; 18. (tie) Indiana, Michigan and Michigan St., 9; 21. (tie) Oregon St. and Waynesburg, 8; 23. Army, 7; 24. (tie) Kent, Minnesota and Portland St., 6; 27. (tie) Cornell College, Oregon, West Chester and Yale, 5; 31. (tie) Minn. St.-Mankato, Northern Colo. and Utah, 4; 34. (tie) Rochester Inst., Southern Ill. and Springfield, 3; 37. (tie) Brown, Kansas St., Maryland, Northern Iowa, Ohio, Ohio St., South Dakota St. and Washington St., 2; 45. (tie) Bowling Green, Coast Guard, Colorado Mines, Knox and Nebraska, 1.

1961: 1. Oklahoma St., 82; 2. Oklahoma, 63; 3. Iowa St., 29; 4. Oregon St., 28; 5. Pittsburgh, 26; 6. Lehigh, 24; 7. Penn St., 20; 8. (tie) Michigan St. and Northern Iowa, 19; 10. Michigan, 18; 11. Colorado St., 17; 12. (tie) Lock Haven and Northern Colo., 13; 14. (tie) Purdue and Toledo, 10; 16. (tie) Northwestern and Southern Ill., 9; 18. Utah, 7; 19. Minn. St.-Mankato, 6; 20. Portland St., 4; 21. (tie) Illinois, Nebraska and Western St., 3; 24. (tie) Army, Citadel, Kansas St. and Wyoming, 2; 28. (tie) Bowling Green, Coast Guard, Colorado, Cornell College, Kent, Navy, Ohio St., Rochester Inst., San Jose St., South Dakota St., Springfield and Washington, 1.

1962: 1. Oklahoma St., 82; 2. Oklahoma, 45; 3. Iowa, 34; 4. Lehigh, 27; 5. Northern Iowa, 23; 6. (tie) Pittsburgh, Southern Ill. and Wisconsin, 19; 9. (tie) Michigan St. and Nebraska, 18; 11. Lock Haven, 16; 12. (tie) Minnesota and Wyoming, 15; 14. (tie) Army and Northern Colo., 14; 16. (tie) Air Force, Army, Colorado and Penn St., 11; 20. (tie) Colorado Mines and Colorado St., 7; 22. Northwestern, 6; 23. (tie) Lewis & Clark and Purdue, 5; 25. (tie) Ithaca, Lycoming, Maryland, Oregon St. and Wheaton (Ill.), 3; 30. (tie) Illinois, Iowa St., Kansas St., Navy, Rutgers, South Dakota St., Springfield, Toledo, Virginia Tech and Western St., 2; 40. (tie) Coast Guard, Coe, Fresno St., Miami (Ohio), Ohio and Washington, 1.

1963: 1. Oklahoma, 48; 2. Iowa St., 45; 3. Michigan, 36; 4. (tie) Oklahoma St., Pittsburgh and Syracuse, 32; 7. Iowa, 25; 8. Lehigh, 24; 9. Colorado St., 23; 10. Minnesota, 18; 11. (tie) Moorhead St. and Navy, 17; 13. (tie) Nebraska and Northern Iowa, 16; 15. Army, 14; 16. (tie) Colorado and Ohio, 13; 18. (tie) Penn St. and UCLA, 12; 20. Southern Ill., 11; 21. (tie) Michigan St., Northern Colo. and West Liberty St., 10; 24. (tie) Northwestern, Toledo and Wisconsin, 9; 27. (tie) Air Force, Bloomsburg, Lock Haven, Ohio St. and Washington, 8; 32. (tie) Kansas St. and Purdue, 5; 34. (tie) Adams St. and Cornell College, 4; 36. (tie) Oregon, Rutgers, Springfield and Wyoming, 3; 40. (tie) Illinois and Maryland, 2; 42. (tie) Bowling Green, Cincinnati, Miami (Ohio), New Mexico and South Dakota St., 1.

1964: 1. Oklahoma St., 87; 2. Oklahoma, 58; 3. Iowa St., 46; 4. (tie) Colorado and Southern Ill., 31; 6. Michigan, 29; 7. Lock Haven, 23; 8. Penn St., 19; 9. (tie) Maryland and Ohio, 18; 11. Lehigh, 17; 12. (tie) Iowa and Oregon St., 15; 14. (tie) Bloomsburg, Cornell and Syracuse, 14; 17. Minn. St.-Mankato, 12; 18. (tie) Indiana, Moorhead St. and UCLA, 11; 21. Purdue, 9; 22. (tie) Colorado Mines, Minnesota, Northern Colo., Toledo and Wisconsin, 8; 27. (tie) Army and Pittsburgh, 7; 29. (tie) Navy, Rutgers and Temple, 6; 32. (tie) Pennsylvania and Yale, 5; 34. (tie) Air Force, Arizona St. and Duke, 4; 37. (tie) Cornell College, East Stroudsburg and West Virginia, 3; 40. (tie) Ithaca, Kansas St., UUC-V. Post, New Mexico, Northern Iowa and Ohio St., 2; 46. (tie) Adams St., Colorado St., Illinois, Luther, Lycoming, Notre Dame and Wyoming, 1.

1965: 1. Iowa St., 87; 2. Oklahoma St., 86; 3. Lehigh, 45; 4. Oklahoma, 44; 5. Michigan, 39; 6. Arizona St.,

30; 7. (tie) Oregon St. and Syracuse, 17; 9. Maryland, 16; 10. (tie) Army, Navy and Wisconsin, 15; 13. (tie) Gettysburg and Penn St., 12; 15. (tie) Michigan St. and Utah St., 11; 17. (tie) Lock Haven and Notre Dame, 10; 19. (tie) California, Colorado St. and Yale, 7; 22. (tie) Brigham Young, Illinois, Minnesota, Moorhead St. and Western St., 6; 27. Colorado, 5; 28. (tie) Adams St. and Cornell, 4; 30. (tie) Bloomsburg, Minn. St.-Mankato, Northern Colo., San Jose St. and Washington St., 3; 35. (tie) Kansas St., Lycoming, Miami (Ohio), Nebraska, Ohio St., Oregon, San Fran. St., Temple, Utah and Wilkes, 2; 45. (tie) Harvard, Indiana, Northwestern, Pittsburgh, South Dakota St., Southern Ill., Waynesburg and Wyoming, 1.

1966: 1. Oklahoma St., 79; 2. Iowa St., 70; 3. Oklahoma, 69; 4. Lehigh, 48; 5. Michigan, 47; 6. Michigan St., 32; 7. Lock Haven, 22; 8. (tie) East Stroudsburg and Portland St., 21; 10. Army, 17; 11. Ohio St., 16; 12. (tie) Gettysburg and Moorhead St., 13; 14. Northern Colo., 11; 15. (tie) Indiana, Oregon, Utah St. and Wilkes, 9; 19. Navy, 8; 20. (tie) Kansas St., Temple and Wisconsin, 7; 23. (tie) Albany (N.Y.), Cal Poly Pomona, Indiana St., Lycoming, Oregon St. and Penn St., 6; 29. (tie) UCLA and Washington St., 5; 31. (tie) Moravian, Western St. and Wyoming, 4; 34. (tie) Bloomsburg, Georgia Tech, Minn. St.-Mankato, Nebraska and North Carolina St., 3; 39. (tie) Arizona St., Coast Guard, Colorado, Ohio, San Jose St. and Southern Ill., 2; 45. (tie) Adams St., Arizona, California, Gust. Adolphus, Kent, Marquette, Northern Iowa, Northwestern, Pittsburgh and Rutgers, 1.

1967: 1. Michigan St., 74; 2. Michigan, 63; 3. Iowa St., 51; 4. Oklahoma, 48; 5. Portland St., 41; 6. Oklahoma St., 40; 7. Lehigh, 36; 8. Arizona St., 27; 9. Navy, 20; 10. Air Force, 18; 11. (tie) Syracuse and Wyoming, 17; 13. (tie) East Stroudsburg and Stanford, 16; 15. (tie) Adams St. and Colorado, 15; 17. (tie) Minnesota, Oregon St. and UCLA, 14; 20. (tie) Fresno St. and Wisconsin, 13; 22. Penn St., 12; 23. Brigham Young, 11; 24. (tie) Army, Cornell, Toledo and Winona St., 8; 28. (tie) Minn. St.-Mankato, Northwestern, Ohio St., Southern Ill. and Washington St., 7; 33. (tie) Illinois St., Indiana, Moorhead St. and Northern Colo., 6; 37. (tie) Cortland St., Indiana St., Lock Haven, Northern Iowa, Ohio, Western St. and Wilkes, 4; 44. (tie) Albany (N.Y.), Bloomsburg, Coast Guard, Kent, Marquette, Maryland, Merchant Marine, Miami (Ohio), Princeton, Virginia Tech and Washington (Mo.), 2; 55. (tie) Arizona, Colorado Mines, Colorado St., Fairleigh Dickinson, Frank. & Marsh., Illinois, Missouri, MIT, Montana St., Seton Hall, Utah, Wesleyan and Yale, 1.

1968: 1. Oklahoma St., 81; 2. Iowa St., 78; 3. Oklahoma, 74; 4. Michigan St., 55; 5. Navy, 35; 6. (tie) Cal Poly, Lock Haven and Portland St., 28; 9. Michigan, 27; 10. Northwestern, 25; 11. Oregon St., 24; 12. Penn St., 23; 13. (tie) Colorado, East Stroudsburg and UCLA, 22; 16. Brigham Young, 21; 17. (tie) Adams St. and Indiana, 19; 19. Fresno St., 18; 20. Maryland, 18; 21. (tie) Central Wash., Minn. St.-Mankato and Northern Colo., 14; 24. (tie) Hofstra and Toledo, 12; 26. Oregon, 11; 27. Cortland St., 10; 28. (tie) Arizona St., MIT and Utah, 9; 31. Iowa, 8; 32. (tie) Army, Cornell, Indiana St. and Stanford, 7; 36. (tie) Bloomsburg and Temple, 6; 38. (tie) Northwest Mo. St. and Washington, 5; 40. (tie) Nebraska, Ohio, Southern Ill. and Utah St., 4; 44. (tie) Arizona, Clarion, Georgia Tech, Lehigh, Miami (Ohio), West Chester, Western St. and Wisconsin, 3; 52. (tie) Ashland, Colgate, Colorado St., Davidson, Delaware, Kent, Marquette, Northern Iowa, Ohio St., Pittsburgh, South Dakota St., Washington St., Wilkes, Winona St. and Yale, 2; 67. (tie) Air Force, Bowling Green, California, Citadel, Frank. & Marsh., Luther, MacMurray, North Carolina St., North Central, Northern Ill., Pennsylvania, Syracuse and Virginia Tech, 1.

1969: 1. Iowa St., 104; 2. Oklahoma, 69; 3. Oregon St., 58; 4. Michigan St., 57; 5. Cal Poly, 52; 6. Oklahoma St., 51; 7. Iowa, 38; 8. UCLA, 28; 9. Michigan, 27; 10. Temple, 22; 11. Hofstra, 21; 12. Maryland, 20; 13. (tie) Northern Colo. and Washington, 18; 15. Indiana St., 17; 16. Oregon, 16; 17. (tie) Arizona and San Diego St., 15; 19. Navy, 14; 20. (tie) Lehigh, Northern Iowa, Penn St. and San Fran. St., 13; 24. (tie) Bloomsburg, Minnesota and Winona St., 11; 27. Brigham Young, 10; 28. Pittsburgh, 9; 29. (tie) Lock Haven, Moorhead St. and Northwestern, 8; 32. (tie) Colorado, Southern Ill., Utah and Wilkes, 7; 36. (tie) California, Clarion, Colorado St., Drake, Indiana and Missouri, 5; 42. (tie) Buffalo, Harvard, Northern Ill., Ohio St. and Portland St., 4; 47. Adams St., Army, Kent, Long

Nebraska, 79¹/₂; 4. Arizona St., 72¹/₂; 5. Ohio St., 64; 6. Iowa St., 58¹/₄; 7. North Carolina St., 38¹/₂; 8. Fresno St., 37³/₄; 9. Minnesota, 36¹/₂; 10. Cornell, 35; 11. Michigan, 34¹/₂; 12. Michigan St., 29¹/₂; 13. Clemson, 27³/₄; 14. Wisconsin, 22³/₄; 15. (tie) Edinboro, Lock Haven and North Carolina, 22; 18. Oregon St., 19; 19. (tie) Missouri and Seton Hall, 16¹/₂; 21. Oklahoma, 15¹/₂; 22. Northern Iowa, 15; 23. (tie) Illinois and Lehigh, 14; 25. West Virginia, 13¹/₄; 26. (tie) Cal St. Fullerton and Rider, 12¹/₂; 28. Boston U., 12; 29. Purdue, 10; 30. (tie) Maryland, Navy and Pittsburgh, 9¹/₂; 33. Ohio, 9; 34. Southwest Mo. St., 8³/₄; 35. Bloomsburg, 8¹/₂; 36. Cal Poly, 8; 37. Miami (Ohio), 7¹/₂; 38. Marquette, 7; 39. George Mason, 6; 40. Appalachian St., 5¹/₄; 41. (tie) Brown, Northwestern, Old Dominion and Oregon, 5; 45. (tie) Brigham Young and Calif. (Pa.), 4¹/₂; 47. Northern Ill., 4; 48. (tie) Central Mich. and Drake, 3¹/₂; 50. (tie) Boise St., Indiana, Rutgers and VMI, 3; 54. (tie) American, Cal St. Bakersfield, Harvard and Illinois St., 2¹/₂; 58. (tie) Bucknell, Cleveland St., Kent and Millersville, 2; 62. (tie) Clarion, Duquesne, Virginia, Virginia Tech and Wyoming, 1; 67. (tie) Army, Chattanooga, Eastern Ill., Morgan St., Pennsylvania and Stanford, 1/2.

1994: 1. Oklahoma St., 94³/₄; 2. Iowa, 76¹/₂; 3. Penn St., 57; 4. Oregon St., 49¹/₂; 5. Michigan, 41; 6. North Carolina, 39; 7. Clemson, 37³/₄; 8. (tie) Arizona St. and Oklahoma, 36; 10. Iowa St., 32³/₄; 11. (tie) Fresno St. and Northern Iowa, 30; 13. Minnesota, 29¹/₄; 15. Clarion, 24; 16. Purdue, 23; 17. Cornell, 22¹/₂; 18. (tie) Boise St. and Missouri, 21¹/₂; 20. Ohio, 21; 21. Old Dominion, 20³/₄; 22. Wyoming, 20; 23. Cal St. Fullerton, 19; 24. (tie) Boston U., Ohio St. and Pittsburgh, 18¹/₂; 27. Cal Poly, 16¹/₂; 28. Michigan St., 16; 29. (tie) Lock Haven and Nebraska, 14¹/₂; 31. Oregon, 14; 32. Navy, 13; 33. Indiana, 12¹/₂; 34. Bloomsburg, 12; 35. VMI, 11¹/₂; 36. Northwestern, 11¹/₄; 37. (tie) Edinboro and Illinois, 10¹/₂; 39. Syracuse, 9³/₄; 40. Virginia, 9; 41. Southwest Mo. St., 8¹/₂; 42. North Carolina St., 6¹/₂; 43. Central Mich., 6¹/₄; 44. Air Force, 6; 45. (tie) Lehigh and Rider, 5; 47. (tie) Bucknell and Virginia Tech, 4¹/₂; 49. Cal St. Bakersfield, 4; 50. (tie) Brown and Chattanooga, 3³/₄; 52. Kent, 3¹/₂; 53. (tie) Maryland, Morgan St. and Rutgers, 3; 56. (tie) Army, Duke, George Mason, Illinois St., Millersville and Stanford, 2¹/₂; 62. (tie) Frank & Marsh., James Madison and Miami (Ohio), 2; 65. UC Davis, 1¹/₂; 66. (tie) Calif. (Pa.), Duquesne, Liberty, Seton Hall and Slippery Rock, 1; 71. Northern Ill., 1/2.

1995: 1. Iowa, 134; 2. Oregon St., 77¹/₂; 3. Michigan St., 69¹/₂; 4. Arizona St., 65¹/₂; 5. Penn St., 60¹/₂; 6. Nebraska, 60; 7. Oklahoma St., 55¹/₂; 8. North Carolina, 54¹/₂; 9. Illinois, 52¹/₂; 10. Oklahoma, 51¹/₂; 11. Edinboro, 35; 12. Minnesota, 34¹/₂; 13. Fresno St., 32; 14. Iowa St., 28¹/₂; 15. Clarion, 28; 16. Northern Iowa, 25; 17. Lehigh, 24; 18. (tie) Northwestern, Seton Hall and Wisconsin, 23; 21. Ohio, 21¹/₂; 22. (tie) Michigan and Missouri, 19; 24. (tie) Cleveland St. and Ohio St., 18¹/₂; 26. Pittsburgh, 16; 27. Wyoming, 14; 28. Cal St. Bakersfield, 13; 29. Old Dominion, 8; 30. (tie) Bucknell and Oregon, 7¹/₂; 32. James Madison, 7; 33. (tie) George Mason and Lock Haven, 6¹/₂; 35. Boise St., 6; 36. (tie) Cal Poly, Purdue and Syracuse, 5¹/₂; 39. (tie) Boston U., Georgia St., Virginia and West Virginia, 5; 43. (tie) Central Mich., Navy and North Carolina St., 4¹/₂; 46. (tie) Bloomsburg and Indiana, 4; 48. (tie) Army, Campbell and Pennsylvania, 3; 52. VMI,

2¹/₂; 53. (tie) Chattanooga, Eastern Ill. and Maryland, 2; 56. (tie) American, Clemson, Columbia, Drexel, Illinois St., Manhattan, Northern Ill. and Rider, 1; 67. (tie) Central Conn. St. and Duquesne, 1/2.

1996: 1. Iowa, 122¹/₂; 2. Iowa St., 78¹/₂; 3. Cal St. Bakersfield, 66; 4. Penn St., 65; 5. Nebraska, 61; 6. Oklahoma St., 54¹/₂; 7. Michigan St., 53¹/₂; 8. Oregon St., 54¹/₂; 9. Michigan, 47; 10. Arizona St., 45; 11. Lock Haven, 43; 12. (tie) Clarion and Illinois, 42¹/₂; 14. Ohio St., 38; 15. (tie) Wisconsin and Wyoming, 37¹/₂; 17. Oklahoma, 36¹/₂; 18. Northwestern, 34¹/₂; 19. Minnesota, 32¹/₂; 20. Indiana, 32; 21. North Carolina, 28¹/₂; 22. Boise St., 24¹/₂; 23. Fresno St., 19¹/₂; 24. Pittsburgh, 19; 25. Brown, 17; 26. West Virginia, 14; 27. (tie) Eastern Mich. and Northern Iowa, 12; 29. (tie) North Carolina St. and Stanford, 11¹/₂; 31. Purdue, 9¹/₂; 32. Eastern Ill., 9; 33. Pennsylvania, 8; 34. Lehigh, 7¹/₂; 35. Edinboro, 6¹/₂; 36. Old Dominion, 6; 37. (tie) Central Mich., Ohio and Rider, 5¹/₂; 40. UNC Greensboro, 5; 41. Cal Poly, 4¹/₂; 42. (tie) Boston U., Cornell, Maryland, Missouri and VMI, 4; 47. (tie) Army, Bucknell, Cal St. Fullerton and Kent, 3¹/₂; 52. Appalachian St., 3; 53. Buffalo, 2¹/₂; 54. (tie) Chattanooga, Georgia St. and Rutgers, 2; 57. Bloomsburg, 1¹/₂; 58. (tie) Brigham Young, Millersville, Seton Hall and Virginia, 1; 62. (tie) Duke, George Mason and Harvard, 1/2.

1997: 1. Iowa, 170; 2. Oklahoma St., 113¹/₂; 3. Minnesota, 71; 4. Iowa St., 70; 5. Lock Haven, 54; 6. Edinboro, 45; 7. Oklahoma, 44¹/₂; 8. Cal St. Bakersfield, 43¹/₂; 9. Illinois, 42¹/₂; 10. Penn St., 40; 11. Fresno St., 35; 12. Nebraska, 34¹/₂; 13. Ohio St., 33; 14. (tie) Clarion and Oregon, 31¹/₂; 16. (tie) Indiana and Wisconsin, 29¹/₂; 18. Pittsburgh, 28; 19. Lehigh, 27; 20. Arizona St., 26¹/₂; 21. Michigan St., 25; 22. Michigan, 23¹/₂; 23. Pennsylvania, 23; 24. North Carolina, 22; 25. Rider, 20¹/₂; 26. Eastern Ill., 17¹/₂; 27. West Virginia, 16; 28. Ohio, 15¹/₂; 29. (tie) Maryland and Purdue, 13; 31. Boston U., 12¹/₂; 32. Stanford, 10¹/₂; 33. Cal Poly, 10; 34. Brown, 9¹/₂; 35. Northwestern, 9; 36. Syracuse, 8; 37. Wyoming, 7¹/₂; 38. (tie) Missouri, Navy and Virginia, 6¹/₂; 41. (tie) Central Mich., Cornell and Northern Iowa, 6; 44. (tie) Brigham Young, Cleveland St. and Northern Ill., 5¹/₂; 47. (tie) Army, Duke, George Mason and VMI, 5; 51. (tie) Boise St., Howard, and Miami (Ohio), 4¹/₂; 54. (tie) Georgia St., Hofstra, James Madison and Oregon St., 4; 58. (tie) Appalachian St., UNC Greensboro and Slippery Rock, 3; 61. (tie) Air Force, UC Davis, Harvard, Seton Hall and Va. Tech, 2; 66. (tie) Bloomsburg and North Carolina St., 1¹/₂; 68. (tie) Eastern Mich. and Rutgers, 1; 70. (tie) Buffalo, Cal St. Fullerton and East Stroudsburg, 1/2.

1998: 1. Iowa, 115; 2. Minnesota, 102; 3. Oklahoma St., 99¹/₂; 4. Penn St., 70¹/₂; 5. Central Mich., 53; 6. Iowa St., 49¹/₂; 7. (tie) Illinois and West Virginia, 48; 9. (tie) Ohio and Oregon St., 43¹/₂; 11. Cal St. Bakersfield, 42¹/₂; 12. Michigan, 39¹/₂; 13. Michigan St., 39; 14. Fresno St., 37¹/₂; 15. (tie) Edinboro and Oklahoma, 35¹/₂; 17. Arizona St., 35; 18. Northwestern, 34¹/₂; 19. Wisconsin, 34; 20. Pittsburgh, 32; 21. (tie) Nebraska and Oregon, 28; 23. Ohio St., 26; 24. (tie) Clarion and Purdue, 25; 26. Lehigh, 23; 27. Pennsylvania, 21¹/₂; 28. Cal Poly, 13¹/₂; 29. Harvard, 12¹/₂; 30. (tie) Cal St. Fullerton and Northern Iowa, 12; 32. North Carolina, 11¹/₂; 33. (tie) Brown and Lock Haven, 11; 35. (tie) Northern Ill. and Rider, 8¹/₂; 37. Virginia, 8; 38. (tie)

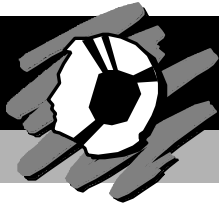
Bloomsburg, Syracuse and Virginia Tech, 7; 41. Missouri, 6; 42. Old Dominion, 5¹/₂; 43. (tie) Air Force, Boise St. and Hofstra, 5; 46. (tie) East Stroudsburg, George Mason, Maryland and Navy, 4¹/₂; 50. (tie) Army, Brigham Young, Kent and Wyoming, 4; 54. (tie) Eastern Ill. and North Carolina St., 3¹/₂; 56. (tie) Boston U. and Stanford, 3; 58. (tie) Chattanooga, Cleveland St., Indiana and Rutgers, 2¹/₂; 62. (tie) UC Davis and Drexel, 2; 64. (tie) Georgia St., Miami (Ohio) and Slippery Rock, 1¹/₂; 67. (tie) American, Bucknell, Cornell and VMI, 1.

1999: 1. Iowa, 100¹/₂; 2. Minnesota, 98¹/₂; 3. Oklahoma St., 84; 4. (tie) Iowa St. and Penn St., 78¹/₂; 6. Oklahoma, 73¹/₂; 7. Central Mich., 67¹/₂; 8. Cal St. Bakersfield, 58¹/₂; 9. West Virginia, 54; 10. Boise St., 46¹/₂; 11. Pennsylvania, 45¹/₂; 12. Illinois, 45; 13. (tie) Arizona St. and Michigan, 39; 15. Nebraska, 37; 16. Fresno St., 34¹/₂; 17. Northern Iowa, 32; 18. Edinboro, 27¹/₂; 19. Lehigh, 26¹/₂; 20. (tie) Harvard and Oregon St., 22¹/₂; 22. Michigan St., 21¹/₂; 23. Virginia, 20¹/₂; 24. Indiana, 18; 25. Wisconsin, 17¹/₂; 26. Hofstra, 16¹/₂; 27. Clarion, 16; 28. Oregon, 15; 29. Northwestern, 13; 30. (tie) Rider and Stanford, 11¹/₂; 32. North Carolina, 11; 33. Purdue, 10¹/₂; 34. (tie) Eastern Ill. and VMI, 10; 36. Cornell, 9¹/₂; 37. (tie) American and Pittsburgh, 7¹/₂; 39. Brigham Young, 7; 40. Ohio St., 6¹/₂; 41. Chattanooga, 6; 42. (tie) Bloomsburg and Eastern Mich., 5; 44. (tie) Brown, Cal Poly, Lock Haven and Slippery Rock, 4¹/₂; 48. (tie) Appalachian St., Boston U., Bucknell, Cleveland St., East Stroudsburg, North Carolina St. and Northern Ill., 4; 55. Duquesne, 3¹/₂; 56. (tie) George Mason and Wyoming, 3; 58. Cal St. Fullerton, 2¹/₂; 59. (tie) Drexel, Navy and Old Dominion, 2; 62. (tie) Buffalo and James Madison, 1¹/₂; 64. (tie) Air Force, Boston College, UC Davis, UNC Greensboro and Portland St., 1; 69. (tie) Kent and Marquette, 1/2.

2000: 1. Iowa, 116; 2. Iowa St., 109¹/₂; 3. Minnesota, 80; 4. Oklahoma, 69¹/₂; 5. Oklahoma St., 66¹/₂; 6. Illinois, 59¹/₂; 7. Lehigh, 46¹/₂; 8. Nebraska, 45¹/₂; 9. (tie) Pennsylvania and Wisconsin, 44; 11. Northern Iowa, 42; 12. Boise St., 41¹/₂; 13. Michigan, 38; 14. Michigan St., 36¹/₂; 15. Edinboro, 36; 16. (tie) Arizona St. and Penn St., 32; 18. Pittsburgh, 29¹/₂; 19. Virginia Tech, 27¹/₂; 20. Central Mich., 25¹/₂; 21. Hofstra, 21¹/₂; 22. West Virginia, 21; 23. (tie) Cal St. Bakersfield and Virginia, 20¹/₂; 25. Boston College, 16¹/₂; 26. (tie) Clarion and Ohio, 16; 28. Harvard, 15¹/₂; 29. Northwestern, 15; 30. (tie) Cal St. Fullerton and North Carolina, 14¹/₂; 32. Oregon, 13; 33. Bloomsburg, 12; 34. (tie) Cornell and Ohio St., 11¹/₂; 36. Oregon St., 11; 37. Brigham Young, 9; 38. (tie) George Mason and Indiana, 7¹/₂; 40. Lock Haven, 7; 41. (tie) Eastern Mich., James Madison, Missouri and North Carolina St., 6; 45. (tie) Boston U., 5¹/₂; 46. Purdue, 5; 47. (tie) Appalachian St., Army, Fresno St., UNC Greensboro and Chattanooga, 4¹/₂; 52. Rider, 4; 53. (tie) Buffalo and Northern Ill., 3¹/₂; 55. (tie) Cal Poly and Stanford, 3; 57. (tie) Eastern Ill., Portland St. and VMI, 2¹/₂; 60. (tie) Brown and Cleveland St., 2; 62. (tie) East Stroudsburg and Navy, 1¹/₂; 64. (tie) Air Force, American, Coppin St., Kent, Marquette and Old Dominion, 1; 70. (tie) Campbell, Duquesne and Maryland, 1/2.

Wrestling

DIVISION II



2000 Championships

Highlights

Bison grab third title: North Dakota State had four wrestlers win individual titles, helping the NCAA Division II championship at Frost Arena in Brookings, South Dakota, March 10-11. The title was North Dakota State's third, claiming the previous titles in 1988 and 1998.

After losing two first-round matches, North Dakota State's remaining wrestlers put on a near-perfect performance, with the remaining five named all-Americans.

"I don't know what to say," Bison coach Bucky Maughan said. "We only had five all-Americans but we won by quite a few points. I'm so proud of these guys that I can't find the words for it."

North Dakota State comfortably won the title, scoring 91½ points to Central Oklahoma's 75. Nebraska-Omaha (73½), South Dakota State (72) and Pittsburgh-Johnstown (58) were the top five teams.

Bison senior Kris Nelson, winner of the 133-pound title, was named the Outstanding Wrestler at the tournament. Nelson beat South Dakota State's Scott Braun 10-6 and finished the season with a 23-7 record.

TEAM STANDINGS

1. North Dakota St.....	91 1/2	17. American Int'l	15
2. Central Okla.....	75	18. Central Wash.....	15
3. Neb.-Omaha	73 1/2	19. West Liberty St.....	14
4. South Dakota St.	72	20. Chadron St.....	12 1/2
5. Pitt.-Johnstown.....	58	21. Moorhead St.....	12 1/2
6. Ashland.....	48	22. Anderson (S.C.).....	12
7. Minn. St.-Mankato.....	43	23. Gannon.....	12
8. Neb.-Kearney	34	24. Augustana (S.D.).....	8 1/2
9. Fort Hays St.	32	25. Truman.....	8 1/2
10. Carson-Newman	31 1/2	26. Wis.-Parkside.....	8
11. San Fran. St.....	29	27. St. Cloud St.....	5 1/2
12. Shippensburg.....	28 1/2	28. Adams St.....	4
13. Western St.....	26 1/2	29. Northern Colo.....	4
14. Central Mo. St.	25 1/2	30. Kutztown	3 1/2
15. SIU-Edwardsville.....	22 1/2	31. Indianapolis.....	2 1/2
16. Southern Colo.....	20 1/2		

INDIVIDUAL RESULTS

125-POUND CLASS

MAIN BRACKET

First round—Jared Haberman, Western St., def. Rob Jankowski, Wis.-Parkside, 16-4; Kelly Martinez, San Fran. St., def. Brandon Newill, Pitt.-Johnstown, 7-5; Chris Peretti, Ashland, def. Adam Kramer, Minn. St.-Mankato, 8-3; Kortney Lake, Adams St., def. Tom Grafstrom, Moorhead St., 6-3; Mack LaRock, Neb.-Omaha, pinned Nick Gates, UNC Pembroke, 6:36; Mark Dodgen, Central Okla., def. Jeff Putt, Shippensburg, 6-4; Brian Burzynski, Kutztown, def. Zach Gressett, Neb.-Kearney, 4-3; Drew Passley, Central Mo. St., def. Jason Romero, Northern Colo., 7-5, sudden victory.

Quarterfinals—Haberman def. Martinez, 12-2; Peretti def. Lake, 12-2; Dodgen def. LaRock, 5-3; Passley def. Burzynski, 13-9.

Semifinals—Peretti def. Haberman, 6-4; Dodgen def. Passley, 18-10.

Finals—Dodgen def. Peretti, 7-5. Third place — Newill pinned Putt, 1:43. Fifth place — Haberman def. Passley,

9-6. Seventh place — Gressett def. LaRock, 7-2.

WRESTLEBACKS

First round—Newill pinned Jankowski, 4:00; Grafstrom def. Kramer, 6-4; Putt def. Gates, 11-5; Gressett def. Romero, 8-6.

Quarterfinals—Newill def. Burzynski, 9-4 (sv); LaRock def. Grafstrom, 5-3; Putt def. Lake, 13-1; Gressett def. Martinez, 3-2.

Semifinals—Newill def. LaRock, 14-7; Putt def. Gressett, 9-8.

Wrestleback finals—Newill pinned Haberman, 3:22; Putt def. Passley, 10-8 (sv).

133-POUND CLASS

MAIN BRACKET

First round—Kris Nelson, North Dakota St., def. Rob English, Pitt.-Johnstown, 13-5; Wesley Watson, West Liberty St., def. Yves Lamitie, American Int'l, 9-2; Chad Flores, Neb.-Kearney, def. Jason Zinn, Shippensburg, 2-0; Chris Shears, Ashland, def. Scott Larson, Moorhead St., 11-7; Luke Shaw, Central Mo. St., bye; Aaron Sanders, St. Cloud St., def. Chas Thompson, Fort Hays

St., 7-2; Brad Russell, Wis.-Parkside, def. Andy Wilson, Indianapolis, 4-1; Scott Braun, South Dakota St., def. Armando Orozco, San Fran. St., 6-1.

Quarterfinals—Nelson def. Watson, 17-4; Flores def. Shears, 3-0; Shaw def. Sanders, 4-0; Braun def. Russell, 11-5.

Semifinals—Nelson def. Flores, 13-7; Braun def. Shaw, 6-3.

Finals—Nelson def. Braun, 10-6. Third place — English def. Shaw, 4-0. Fifth place — Shears def. Flores, by medical forfeit. Seventh place — Sanders pinned Watson, 0:58.


WRESTLEBACKS

First round—English pinned Lamitie, 1:26; Zinn def. Larson, 4-0; Orozco pinned Wilson, 3:54.

Quarterfinals—English def. Russell, 9-7; Sanders def. Zinn, 5-1; Shears def. Thompson, 10-8 (tb); Watson def. Orozco, 6-4 (sv).

Semifinals—English pinned Sanders, 3:27; Shears def. Watson, 8-3.

Wrestleback finals—English def. Flores, 14-0, Shaw def. Shears, 7-3.



Steve Saxlund of North Dakota State celebrates winning the 184-pound title.

Photo by Greg Iatza/NCAA Photos

141-POUND CLASS**MAIN BRACKET**

First round—Paul Konechne, South Dakota St., def. Adrian Jiron, Western St., 17-1; Oscar Frias, Chadron St., def. Ronnie Stafford, Northern Colo., 7-6; Jake Thielbar, North Dakota St., def. T.J. Hellickson, Ashland, 3-1; Joe Schneider, Central Okla., bye; Kurt Karjalainen, Neb.-Kearney, bye; Brad Kieffer, Truman, def. Rafael Calixto, American Int'l, 19-2; Roderick Ratcliff, Neb.-Omaha, def. Shaine Jaime, Central Wash., 8-6; Dan Tashner, Kutztown, def. Lamoni Tucker, West Liberty St., 7-0.

Quarterfinals—Konechne def. Frias, 16-2; Thielbar def. Schneider, 6-5; Karjalainen def. Kieffer, 4-1; Ratcliff def. Tashner, 4-1.

Semifinals—Konechne def. Thielbar, 5-4; Karjalainen def. Ratcliff, 9-6.

Finals—Konechne pinned Karjalainen, 3:21. Third place — Jaime def. Thielbar, 3-2. Fifth place — Kieffer def. Ratcliff, 6-4. Seventh place — Schneider def. Tashner, 8-7.

WRESTLEBACKS

First round—Jiron def. Stafford, 8-7; Hellickson, bye; Calixto, bye; Jaime def. Tucker, 4-2.

Quarterfinals—Tashner def. Jiron, 3-1; Kieffer def. Hellickson, 4-2; Schneider def. Calixto, 12-0; Jaime def. Frias by technical fall, 20:4 (6:58).

Semifinals—Kieffer def. Tashner, 5-4; Jaime def. Schneider, 9-5.

Wrestleback finals—Thielbar def. Kieffer, 5-3; Jaime pinned Ratcliff, 2:34.

149-POUND CLASS**MAIN BRACKET**

First round—Lazaro Reinoso, Carson-Newman, def. Pete Dickinson, Moorhead St., 11-6; Nick Spencer, West Liberty St., def. Jody Trantham, Colorado Mines, 6-1; John Alexander, Minn. St.-Mankato, def. Brandon Pfizenmaier, Neb.-Kearney, 5-4; Boyce Voorhees, Neb.-Omaha, def. Jason Dye, Chadron St., 7-4; Gable Sullivan, Central Okla. def. Aaron Veskrna, South Dakota St., 5-3; Marshall Hahn, Northern Colo., def. Brett Owen, Shippensburg, 5-1; Jeff Harrington, Southern Colo., bye; Corey Kline, Ashland, def. Nathan Graumenz, SIU-Edwardsville, 7-5, sudden victory.

Quarterfinals—Reinoso def. Spencer, 8-6; Voorhees def. Alexander, 6-2; Sullivan def. Hahn, 4-3; Kline def. Harrington, 5-4.

Semifinals—Reinoso def. Voorhees, 8-5; Sullivan def. Kline, 2-1.

Finals—Reinoso, def. Sullivan, 15-3. Third place — Kline def. Voorhees 3-1, sudden victory. Fifth place — Pfizenmaier def. Spencer, 4-3. Seventh place — Veskrna def. Dickinson, 16-6.

WRESTLEBACKS

First round—Dickinson pinned Trantham, 5:49; Pfizenmaier def. Dye, 8-6; Veskrna def. Owen, 5-2; Graumenz, bye.

Second Round—Dickinson pinned Harrington, 1:15; Pfizenmaier def. Hahn, 9-4; Veskrna def. Alexander, 3-2 (sv); Spencer def. Graumenz, 7-5.

Quarterfinals—Reinoso def. Voorhees, 8-5; Sullivan def. Kline, 2-1.

Semifinals—Pfizenmaier def. Dickinson, 7-5; Spencer def. Veskrna, 4-2 (sv).

Wrestleback finals—Voorhees def. Pfizenmaier, 4-2; Kline def. Spencer, 2-1 (sv).

157-POUND CLASS

First round—Shad Benton, Pitt.-Johnstown, def. Jason Thompson, Moorhead St., 11-5; Jason Schommer, Chadron St., bye; Matt Petsinger, Minn. St.-Mankato, pinned Lee Gatlin, Central Mo. St., 1:34; Royce Johnson, Western St., bye; Alan Cartwright, Neb.-Omaha, def. Jack Anderson, Central Wash. 8-4; Tony Morgan, Carson-Newman, def. Brad Shefchik, Wis.-Parkside, 9-4; Joe Veres, Ashland, def. Nathan Gomez, Central Okla., 9-5; Wayne Mooney, North Dakota St., bye.

Quarterfinals—Schommer pinned Benton, 1:44; Johnson pinned Petsinger, 2:10; Cartwright def. Morgan, 7-3—Mooney def. Veres, 5-1.

Semifinals—Johnson def. Schommer, 9-6; Mooney def. Cartwright, 9-4.

Finals—Mooney def. Johnson 5-2. Third place — Petsinger pinned Morgan, 1:03. Fifth place — Schommer pinned Cartwright, 6:59. Seventh place — Benton pinned Veres, 1:44.

WRESTLEBACKS

First round—Thompson, bye; Gatlin, bye; Anderson def. Shefchik, 7-2; Gomez, bye.

Quarterfinals—Veres def. Thompson, 9-5; Morgan def. Gatlin, 7-4; Petsinger pinned Anderson, 4:31; Benton def. Gomez, 7-5.

Semifinals—Morgan def. Veres, 2-0; Petsinger pinned Benton, 4:11.

Wrestleback finals—Morgan pinned Schommer, 2:21; Petsinger pinned Cartwright, 4:42.

165-POUND CLASS

First round—Chris Blair, Neb.-Omaha, def. Zach Davis, Ashland, 5-3; Matt Gadget, Minn. St.-Mankato, def. Scott Goldstein, Anderson (S.C.), 6-5, sudden victory; Ryan Buterbaugh, Pitt.-Johnstown, bye; Tyler Bryant, South Dakota St., def. Matt Ballard, Central Wash., 8-7; Jody Marple, Central Okla., def. Dave Vondy, Western St., 5-2; Jason Warthan, Indianapolis, bye; Grady Wolf, North Dakota St., bye; Titus Taylor, SIU-Edwardsville, pinned Dustin Randle, Southern Colo., 4:42.

Quarterfinals—Blair def. Gadget, 2-1; Buterbaugh def. Bryant, 6-4; Marple def. Warthan, 8-1; Taylor pinned Wolf, 7:00.

Semifinals—Blair def. Buterbaugh, 13-7; Taylor def. Marple, 10-3.

Finals—Taylor def. Blair, 3-1. Third place — Marple def. Goldstein, 5-2. Fifth place — Gadget def. Buterbaugh, medical forfeit. Seventh place — Warthan def. Bryant, 4-0.

WRESTLEBACKS

First round—Goldstein def. Davis, 7-4; Ballard, bye; Vondy, bye; Randle, bye.

Quarterfinals—Goldstein def. Wolf, 17-3; Warthan def. Ballard, 6-4; Bryant def. Vondy, 3-2; Gadget def. Randle, 6-4.

Semifinals—Goldstein def. Warthan, 8-3; Gadget def. Bryant, 7-0.

Wrestleback finals—Goldstein def. Buterbaugh, 16-7; Marple def. Gadget, 2-1 (sv).

174-POUND CLASS

First round—Mauricio Wright, San Fran. St., def. Tony Realmuto, Central Okla., 10-2; Matt Johnson, Central Mo. St., bye; Mike Mitchell, American Int'l, def. Frank Kuchera, Neb.-Kearney, 8-2; Tyler Jones, South Dakota St., def. Jake Holscher, Chadron St., 11-0; Todd Fuller, North Dakota St., def. Steve Massouh, West Liberty St., 7-5; Travis Nagel, Moorhead St., bye; Brian Beste, Minn. St.-Mankato, def. Ted Rakar, Pitt.-Johnstown, 2-0; Jason Tapia, Southern Colo., def. Zach Stalder, Neb.-Omaha, 5-2.

Quarterfinals—Johnson def. Wright, 7-5; Mitchell def. Jones, 9-5; Fuller def. Nagel, 6-3; Tapia pinned Beste, 3:09.

Semifinals—Mitchell def. Johnson, 2-0; Fuller def. Tapia, 3-1, sudden victory.

Finals—Fuller def. Mitchell, 15-6. Third place — Tapia def. Johnson, 10-5. Fifth place — Nagel def. Jones, 6-3. Seventh place — Wright def. Realmuto, 8-4.

WRESTLEBACKS

First round—Realmuto, bye; Holscher def. Kuchera, 8-7; Massouh, bye; Stalder def. Rakar, 6-4.

Quarterfinals—Realmuto def. Beste, 5-2; Nagel def. Holscher, 6-5; Jones def. Massouh, 5-3; Wright def. Stalder, 3-1 (sv).

Semifinals—Nagel def. Realmuto, 5-2; Jones def. Wright, 6-5.

Wrestleback finals—Johnson def. Nagel, 2-2 (sv); Tapia def. Jones, 6-5.

184-POUND CLASS

First round—Steve Saxlund, North Dakota St., pinned John Rolling, Central Mo. St., 7:00; Ben McCrillis, American Int'l, bye; Conrad Johnson, Adams St., pinned Scott Antoniak, Neb.-Omaha, 5:39; Corey Hintz, Southern Colo., bye; Ethan Brownback, Pitt.-Johnstown, bye; Muhammed Lawal, Central Okla., def. Ty Swarm, Neb.-Kearney, 5-3; Brady Wegesin, Ashland, pinned

Adams Anders, Western St., 8:07, sudden victory; Kevin Boccellia, Shippensburg, pinned Sam Kenton, Augustana (S.D.), 5:24.

Quarterfinals—Saxlund def. McCrillis, 16-3; Hintz def. Johnson, 6-2; Brownback def. Lawal, 7-2; Boccellia def. Wegesin, 8-5.

Semifinals—Saxlund def. Hintz, 11-7; Boccellia def. Brownback, 12-5.

Finals—Saxlund def. Boccellia, 8-7. Third place — Antoniak def. Brownback, 4-2. Fifth place — Hintz def. Swarm, 6-2. Seventh place — Wegesin def. Kenton, 7-2.

WRESTLEBACKS

First round—Rolling, bye; Antoniak, bye; Swarm, bye; Kenton def. Anders, 10-7.

Quarterfinals—Wegesin def. Rolling, 6-5; Antoniak def. Lawal, 2-1; Swarm def. Johnson, 5-3 (sv); Kenton def. McCrillis, 9-6.

Semifinals—Antoniak def. Wegesin, 4-2; Swarm def. Kenton, 3-1.

Wrestleback finals—Brownback def. Swarm, 5-3; Antoniak def. Hintz, 2-1.

197-POUND CLASS

First round—Terry Tuzzolino, San Fran. St., def. Bryan Mueller, North Dakota St., 8-5; Keith Hoffman, Shippensburg, def. Korak Simmons, Central Mo. St., 5-3; Doug Joseph, Gannon, def. J.R. Tallent, Central Oklahoma, 5-4, sudden victory 9:23; Chad Wallace, Neb.-Omaha, def. Luke Wren, Adams St., 7-4; Luke Goral, Wis.-Parkside, def. Jayson Schofield, Southern Colo., 7-3; Trevell Smittick, Fort Hays St., def. Josh Waugh, West Liberty St., 4-1; Clell Cox, Ashland, def. Tom Clemen, Northern Colo., 2-1; Ryan Rettke, Minn. St.-Mankato, bye.

Quarterfinals—Tuzzolino def. Hoffman, 5-2; Wallace def. Joseph, 6-5; Smittick def. Goral, 6-4, sudden victory; Rettke def. Cox, 6-3.

Semifinals—Tuzzolino pinned Wallace, 4:14; Smittick def. Rettke, 4-3.

Finals—Tuzzolino def. Smittick, 8-1. Third place — Rettke def. Wallace, 9-5. Fifth place — Goral def. Waugh, 4-2. Seventh place — Cox def. Clemen, 10-5.

WRESTLEBACKS

First Round—Mueller def. Simmons, 5-2; Tallent pinned Wren, 3:38; Waugh def. Schofield, 12-3; Clemen, bye.

Quarterfinals—Cox def. Mueller, 7-2; Goral def. Tallent, 2-1 (sv); Waugh def. Joseph, 12-5; Clemen def. Simmons, 1-3.

Semifinals—Goral def. Cox, 7-5; Waugh def. Clemen, 10-1.

Wrestleback finals—Wallace pinned Goral, 1:18; Rettke def. Waugh, 10-5.

HEAVYWEIGHT CLASS

First round—Jeremiah Constant, Central Okla., pinned Jess Workman, Central Wash., 1:33; Jon Madsen, South Dakota St., bye; Dustin Darveaux, St. Cloud St., bye; Brad Hughes, Pitt.-Johnstown, def. Tryce Ellebb, Neb.-Omaha, 3-1, sudden victory; Keith Blaske, Fort Hays St., bye; Shaun Meeks, Anderson (S.C.), def. Willie McCown, Central Mo. St., 11-5; James Garvey, Augustana (S.D.), bye; Todd Proper, Gannon, def. Cody Beguin, Chadron St., 6-2.

Quarterfinals—Madsen def. Constant, 9-5; Hughes def. Darveaux, 5-2; Blaske pinned Meeks, 0:42; Proper pinned Garvey, 1:35.

Semifinals—Madsen def. Hughes, by technical default at 6:10; Blaske def. Proper, 17-10.

Finals—Madsen def. Blaske, 4-3. Third place — Constant def. Ellebb, 9-7. Fifth place — Proper def. Hughes, medical forfeit. Seventh place — Garvey pinned McCown, 1:30.

WRESTLEBACKS

First Round—Workman, bye; Ellebb, bye; McCown, bye; Beguin, bye.

Quarterfinals—Garvey pinned Workman, 2:27; Ellebb pinned Meeks, 6:21; McCown def. Darveaux, 10-9; Constant pinned Beguin, 2:02.

Semifinals—Ellebb def. Garvey, 4-2; Constant pinned McCown, 1:44.

Wrestleback finals—Ellebb def. Hughes, by medical forfeit; Constant pinned Proper, 1:49.

History

Team Results

Year	Champion	Coach	Points	Runner-Up	Points	Host or Site	Finals Attendance	Championships Total Attendance
1963.....	Western St.	Tracey Borah	62	Southern Ill.	57	Northern Iowa	—	—
1964.....	Western St.	Tracey Borah	51	Colorado Mines	49	Northern Iowa	—	—
1965.....	Minn. St.-Mankato	Rummy Macias	57	Cal Poly	54	Colorado Mines	—	—
1966.....	Cal Poly	Vaughan Hitchcock	55	Wilkes	51	Minn. St.-Mankato	—	—
1967.....	Portland St.	Howard Westcott	86	Minn. St.-Mankato	57	Wilkes	—	—
1968.....	Cal Poly	Vaughan Hitchcock	91	Portland St.	62	Mankato St.	—	—
1969.....	Cal Poly	Vaughan Hitchcock	127	Northern Colo.	81	Cal Poly	—	—
1970.....	Cal Poly	Vaughan Hitchcock	82	Northern Iowa	58	Ashland	—	—
1971.....	Cal Poly	Vaughan Hitchcock	118	Slippery Rock	58	North Dakota St.	—	—
1972.....	Cal Poly	Vaughan Hitchcock	94	North Dakota St.	64 1/2	Oswego St.	—	—
				Northern Iowa	64 1/2			
1973.....	Cal Poly	Vaughan Hitchcock	108	Clarion	80	South Dakota St.	—	—
1974.....	Cal Poly	Vaughan Hitchcock	131 1/2	Northern Iowa	95 1/2	Cal St. Fullerton	—	—
1975.....	Northern Iowa	Chuck Patten	112	SIU-Edwardsville	71 1/2	East Stroudsburg	—	—
1976.....	Cal St. Bakersfield	Joe Seay	92 1/2	Chattanooga	88 1/4	North Dakota St.	—	10,598
1977.....	Cal St. Bakersfield	Joe Seay	107 1/4	Augustana (S.D.)	78	Northern Iowa	—	6,172
1978.....	Northern Iowa	Chuck Patten	124	Cal St. Bakersfield	100 1/2	Northern Iowa	—	4,137
1979.....	Cal St. Bakersfield	Joe Seay	112 3/4	Eastern Ill.	112 1/2	South Dakota St.	—	3,187
1980.....	Cal St. Bakersfield	Joe Seay	110 1/2	Northern Iowa	89	Neb.-Omaha	—	4,082
1981.....	Cal St. Bakersfield	Joe Seay	144 1/2	Eastern Ill.	98	UC Davis	—	3,315
1982.....	Cal St. Bakersfield	Joe Seay	166 1/2	North Dakota St.	78 3/4	Wis.-Parkside	—	1,279
1983.....	Cal St. Bakersfield	Joe Seay	107 1/2	North Dakota St.	103 3/4	North Dakota St.	—	6,405
1984.....	SIU-Edwardsville	Larry Kristoff	141 1/2	Cal St. Bakersfield	93	Morgan St.	—	1,879
1985.....	SIU-Edwardsville	Larry Kristoff	132 3/4	Neb.-Omaha	84 1/4	Wright St.	—	2,353
1986.....	SIU-Edwardsville	Larry Kristoff	119	Edinboro	106 1/2	SIU-Edwardsville	—	4,222
1987.....	Cal St. Bakersfield	T. J. Kerr	90 1/2	SIU-Edwardsville	69 1/2	SIU-Edwardsville	—	3,128
1988.....	North Dakota St.	Bucky Maughan	88	Neb.-Omaha	81 3/4	Neb.-Omaha	—	1,853
1989.....	Portland St.	Marlin Grahn	102 1/2	Ferris St.	56 1/4	Calif. (Pa.)	—	2,852
1990.....	Portland St.	Marlin Grahn	100 3/4	Central Okla.	96	Wis.-Parkside	—	3,421
1991.....	Neb.-Omaha	Mike Denney	79 1/2	Central Okla.	64	North Dakota St.	—	3,456
1992.....	Central Okla.	David James	91 1/2	North Dakota St.	78 1/2	Northern Colo.	—	5,837
				Portland St.	78 1/2			
1993.....	Central Okla.	David James	108 1/2	Neb.-Omaha	68	South Dakota St.	—	4,200
1994.....	Central Okla.	David James	127 1/4	Minn. St.-Mankato	65 1/2	Southern Colo.	—	4,146
1995.....	Central Okla.	David James	148	Neb.-Omaha	103	Neb.-Kearney	—	3,800
1996.....	Pitt.-Johnstown	Pat Pecora	86 1/2	Central Okla.	81 1/2	Northern Colo.	—	7,656
1997.....	San Fran. St.	Lars Jensen	95	Neb.-Omaha	81	North Dakota St.	1,399	4,244
1998.....	North Dakota St.	Bucky Maughan	112	South Dakota St.	78	Southern Colo.	4,194	13,831
1999.....	Pitt.-Johnstown	Pat Pecora	110	Neb.-Omaha	105 1/2	Neb.-Omaha	8,594	11,200
2000.....	North Dakota St.	Bucky Maughan	91 1/2	Central Okla.	75	South Dakota St.	—	—

TEAM CHAMPIONSHIPS

Cal Poly 8, Cal St. Bakersfield 8, Central Okla. 4, Portland St. 3, SIU-Edwardsville 3, North Dakota St. 3, Northern Iowa 2, Pitt.-Johnstown 2, Western St. 2, Minn. St.-Mankato, Neb.-Omaha, San Fran. St., 1 each.

TOP-TEN TEAM FINISHES

	No.	Best Finish	Year
Adams St.	3	8th	1994-99
Ashland.....	9	4th	1985
Augustana (Ill.) (III)	1	5th	1966
Augustana (S.D.).....	10	2nd	1977
Bloomsburg (I)	1	5th	1974
Cal Poly Pomona*	4	1st	3 times
Cal Poly (I)	10	1st	8 times
Calif. (Pa.)*	1	Tie 7th	1989
Cal St. Bakersfield (I).....	14	1st	8 times
Cal St. Chico*	1	6th	1991
Carson-Newman.....	3	10th	1998-99-00
Central Mich. (I).....	1	6th	1970
Central Okla.	12	1st	4 times
Chattanooga (I)	3	2nd	1976
Cheyney*.....	1	Tie 10th	1991
Clarion (I).....	2	2nd	1973
Cleveland St. (I).....	1	8th	1973
Colorado Mines.....	5	2nd	1964
Colorado St.*	1	2nd	1969
Cornell College (III)	1	5th	1963
East Stroudsburg (I)	5	Tie 5th	1971
Eastern Ill. (I).....	6	2nd	1979-81

	No.	Best Finish	Year
Edinboro (I)	2	2nd	1986
Ferris St.*	5	2nd	1989
Fort Hays St.	2	9th	2000
Frank. & Marsh. (I)	2	8th	1971
Fresno St. (I)	3	9th	1966
Gettysburg (III)	2	Tie 7th	1966
Grand Valley St.*	3	Tie 7th	1990
Hiram*	1	10th	1963
Humboldt St.*	3	4th	1981
Illinois St.*	2	Tie 4th	1967
Lake Superior St.*	3	7th	1991
Liberty*	3	5th	1986
Lycoming (III)	1	6th	1965
Luther (III)	1	8th	1963
MacMurray (III).....	1	7th	1965
Maritime (N.Y.) (III)	1	3rd	1970
Minn. St.-Mankato	20	1st	1965
Moorhead St.	1	5th	1969
Morgan St.*	5	4th	1984
Neb.-Kearney.....	5	7th	1995
Neb.-Omaha.....	23	1st	1991
UNC Pembroke.....	1	10th	1988
North Dakota	3	3rd	1990
North Dakota St.	27	1st	1988-98-00
Northern Colo.	10	3rd	1991
Northern Ill. (I)	1	4th	1965
Northern Iowa (I)	17	1st	1975-78
Northern Mich.*	6	5th	1980-84
Northwest Mo. St.*	1	9th	1964

	No.	Best Finish	Year
Old Dominion (I).....	1	Tie 6th	1969
Oswego St. (III).....	1	9th	1969
Pitt.-Johnstown.....	11	1st	1996-99
Portland St. (I).....	11	1st	3 times
St. Cloud St.	5	7th	1983
St. Olaf (III).....	1	Tie 10th	1964
San Fran. St.	11	1st	1997
Seattle Pacific*	2	7th	1972
Sewanee*	1	9th	1963
SIU-Edwardsville.....	17	1st	3 times
Slippery Rock (I).....	2	2nd	1971
South Dakota St.	29	2nd	1998
Southern Colo.	4	4th	1999
Southern Ill.*	2	2nd	1963
Springfield (III)	5	8th	1970-79
Truman.....	1	Tie 10th	1968
Upper Iowa (III).....	1	Tie 8th	1968
West Chester*	2	5th	1964
Western St.	11	1st	1963-64
Western Ill.*	1	10th	1972
West Liberty St.	2	6th	1996
Wheaton (Ill.) (III)	2	6th	1963
Wilkes (III)	8	2nd	1966
Wis.-Parkside.....	4	6th	1990
Wright St.*	1	10th	1985

*No longer sponsors wrestling
(I) Now a Division I team
(III) Now a Division III team

INDIVIDUAL CHAMPIONSHIPS

Cal St. Bakersfield 30, Portland St. 24, Central Okla. 24, Northern Iowa 22, North Dakota St. 24, Cal Poly 18, South Dakota St. 20, SIU-Edwardsville 19, Minn. St.-Mankato 17, Neb.-Omaha 16, Augustana (S.D.) 8, Pitt.-Johnstown 8, San Fran. St. 9, Western St. 8, Colorado Mines 7, Eastern Ill. 7, Northern Colo. 7, Southern Ill. 7, Chattanooga 6, Edinboro 5, Slippery Rock 5, Central Mo. St. 4, Frank. & Marsh. 4, Morgan St. 4, Wilkes 4, Ashland 3, Bloomsburg 3, Clarion 3, Fresno St. 3, Grand Valley St. 3, Lake Superior St. 3, North Dakota 3, Northern Mich. 3, Old Dominion 3, Southern Colo. 3, Albany (N.Y.) 2, Brockport St. 2, Calif. (Pa.) 2, East Stroudsburg 2, Gettysburg 2, Humboldt St. 2, Illinois St. 2, Lycoming 2, Northwest Mo. St. 2, Springfield 2, Tampa 2, Western Ill. 2, West Liberty St. 2, Wis.-Parkside 2, Augustana (Ill.), Carson-Newman, Cornell College, Jacksonville St., Neb.-Kearney, Liberty, MacMurray, Maritime (N.Y.), Montana, Moorhead St., Northern Ill., Oswego St., St. Cloud St., St. Olaf, Southern Colo., Southwest St., Truman, West Chester, Wheaton (Ill.), Winston-Salem, 1 each.

Championships Records

NUMBER OF INDIVIDUAL CHAMPIONS, YEAR

5—Portland St., 1989.
 4—Southern Ill., 1963; Cal Poly, 1969; Cal St. Bakersfield, 1981-82; SIU-Edwardsville, 1984; Portland St., 1990; Central Okla., 1994; North Dakota St., 2000.
 3—Southern Ill., 1964; Portland St., 1967; Cal Poly, 1968; Northern Iowa, 1974-75-78; Cal St. Bakersfield, 1976-79-86-87; Chattanooga, 1976; Neb.-Omaha, 1983; SIU-Edwardsville, 1985-86; Edinboro, 1986; Central Okla., 1990-92-93-94-95-96; San Fran. St., 1997; Pitt.-Johnstown, 1999.

REPEAT CHAMPIONS

4—Dan Russell, Portland St. (150-pound 1988-89, 158-pound 1990, 167-pound 1991); Tim Wright, SIU-Edwardsville (118-pound 1984-85-86-87).
 3—John Azevedo, Cal St. Bakersfield (118-pound 1978, 126-pound 1979-80); Randy Batten, Chattanooga (118-pound 1975-76, 126-pound 1977); Gary Bentrim, Northern Iowa (142-pound 1976-77, 158-pound 1978); Jerry Best, Central Okla. (142-pound 1994-95-96); Tony Champion, Portland St. (177-pound 1989-90-91); Adam Cuestas, Cal St. Bakersfield (118-pound 1981-82-83); Stan Dziedzic, Slippery Rock (150-pound 1970-71, 158-pound 1972); Carlton Haselrig, Pitt.-Johnstown (heavyweight 1987-88-89); Brian Kapusta, North Dakota St. (118-pound 1993-94-95); Broderick Lee, Portland St. (118-pound 1989-90, 126-pound 1992); Kirk Myers, Northern Iowa (190-pound 1978-79-80); James Sisson, Portland St. (134-pound 1989, 142-pound 1990-92).

Most Outstanding Wrestler Award

1966 Warren Crow, Albany (N.Y.), 123
 1967 Rich Sanders, Portland St., 115
 1968 Rich Sanders, Portland St., 123
 1969 Carl Ragland, Old Dominion, 152
 1970 Terry Hall, Cal Poly, 118
 1971 Stan Dziedzic, Slippery Rock, 150
 1972 Wade Schalles, Clarion, 150
 1973 Larry Morgan, Cal Poly, 134
 1974 Floyd Hitchcock, Bloomsburg, 177
 1975 Randy Batten, Chattanooga, 118
 1976 Rick Jensen, South Dakota St., 126
 1977 Franc Affentranger, Cal St. Bakersfield, 134
 1978 John Azevedo, Cal St. Bakersfield, 118
 1979 Joe Gonzales, Cal St. Bakersfield, 118
 1980 Brian Parlet, Augustana (S.D.), 177
 1981 Dan Cuestas, Cal St. Bakersfield, 126
 1982 Mike Langlais, North Dakota St., 142

1983 Jessie Reyes, Cal St. Bakersfield, 142
 1984 John Davis, Morgan St., 158
 1985 Koln Knight, Augustana (S.D.), 190
 1986 Koln Knight, Augustana (S.D.), 190
 1987 Tim Wright, SIU-Edwardsville, 118
 1988 Carlton Haselrig, Pitt.-Johnstown, Hwt
 1989 Dan Russell, Portland St., 150
 1990 Dan Russell, Portland St., 158
 1991 Dan Russell, Portland St., 167
 1992 Mike Leberknight, Northern Colo., 177
 1993 Glen Frank, Colorado Mines, 134
 1994 Brian Melchiori, Central Okla., 126
 1995 Brian Kapusta, North Dakota St., 118
 1996 Chad Lamer, South Dakota St., 190
 1997 Nate Hendrickson, Moorhead St., 167
 1998 Travis King, South Dakota St., 150
 1999 Jody Strittmatter, Pitt.-Johnstown, 125
 2000 Kris Nelson, North Dakota St., 133

Individual Champions

125-POUND WEIGHT CLASS

1999 Jody Strittmatter, Pitt.-Johnstown
 2000 Mark Dodgen, Central Okla.

133-POUND WEIGHT CLASS

1999 John Strittmatter, Pitt.-Johnstown
 2000 Kris Nelson, North Dakota St.

141-POUND WEIGHT CLASS

1999 Braumon Creighton, Neb.-Omaha
 2000 Paul Konechne, South Dakota St.

149-POUND WEIGHT CLASS

1999 Chris Currier, Southern Colo.
 2000 Lazaro Reinoso, Carson-Newman

157-POUND WEIGHT CLASS

1963 Tom Jarman, Wheaton (Ill.)
 1964 Roger Sanders, West Chester
 1965 Jim Burke, San Fran. St.
 1999 Scott Hewitt, Northern Colo.
 2000 Wayne Mooney, North Dakota St.

165-POUND WEIGHT CLASS

1999 Troy Barbush, Pitt.-Johnstown
 2000 Titus Taylor, SIU-Edwardsville

174-POUND WEIGHT CLASS

1999 Trent Monlux, Southern Colo.
 2000 Todd Fuller, North Dakota St.

184-POUND WEIGHT CLASS

1999 Edwin Lorne, Central Okla.
 2000 Steve Saxlund, North Dakota St.

197-POUND WEIGHT CLASS

1999 Jeremiah Constant, Central Okla.
 2000 Terry Tuzzolino, San Fran. St.

HEAVYWEIGHT CLASS

1963 Larry Kristoff, Southern Ill.
 1964 Larry Kristoff, Southern Ill.
 1965 Neal McDonald, Northern Ill.
 1966 Tom Beeson, Western St.
 1967 Bob Kellogg, MacMurray
 1968 Kent Osboe, Northern Iowa
 1969 Kent Osboe, Northern Iowa
 1970 Rich Schumacker, East Stroudsburg
 1971 Tim Kopitar, Cal Poly
 1972 Mike McCready, Northern Iowa
 1973 Gil Domiani, Northern Mich.
 1974 Jim Woods, Western Ill.
 1975 Randy Omvig, Northern Iowa
 1976 Bill Van Worth, Cal St. Bakersfield
 1977 Dave Klemm, Eastern Ill.
 1978 Jeff Blatnick, Springfield
 1979 Jeff Blatnick, Springfield
 1980 Ron Essink, Grand Valley St.
 1981 Mike Howe, Northern Mich.
 1982 Mark Rigatuso, Neb.-Omaha
 1983 Mark Rigatuso, Neb.-Omaha
 1984 Morris Johnson, San Fran. St.
 1985 Keith Hanson, Augustana (S.D.)
 1986 Dean Hall, Edinboro
 1987 Carlton Haselrig, Pitt.-Johnstown
 1988 Carlton Haselrig, Pitt.-Johnstown
 1989 Carlton Haselrig, Pitt.-Johnstown
 1990 Matt Blevin, San Fran. St.

1991 Luke Parham, Humboldt St.
 1992 Jason Bingaman, Lake Superior St.
 1993 Jason Bingaman, Lake Superior St.
 1994 Jim Bezotte, Wis.-Parkside
 1995 Tony Kenning, Minn. St.-Mankato
 1996 Tony Kenning, Minn. St.-Mankato
 1997 Ryan Resel, South Dakota St.
 1998 Ryan Resel, South Dakota St.
 1999 Shane Carwin, Western St.
 2000 Jon Madsen, South Dakota St.

(Note: These weight classes are no longer contested.)

115-POUND WEIGHT CLASS

1963 Van Doughty, Western St.
 1964 Terry Finn, Southern Ill.
 1965 Steve Johansen, Fresno St.
 1966 Michael Remer, Cal Poly
 1967 Rich Sanders, Portland St.
 1968 Curt Alexander, Truman
 1969 Terry Hall, Cal Poly

118-POUND WEIGHT CLASS

1970 Terry Hall, Cal Poly
 1971 Gary McBride, Cal Poly
 1972 Bruce Biondi, Brockport St.
 1973 Jack Spates, Slippery Rock
 1974 Terrence Perdw, Old Dominion
 1975 Randy Batten, Chattanooga
 1976 Randy Batten, Chattanooga
 1977 Brent Hagen, Minn. St.-Mankato
 1978 John Azevedo, Cal St. Bakersfield
 1979 Joe Gonzales, Cal St. Bakersfield
 1980 Joe Gonzales, Cal St. Bakersfield
 1981 Adam Cuestas, Cal St. Bakersfield
 1982 Adam Cuestas, Cal St. Bakersfield
 1983 Adam Cuestas, Cal St. Bakersfield
 1984 Tim Wright, SIU-Edwardsville
 1985 Tim Wright, SIU-Edwardsville
 1986 Tim Wright, SIU-Edwardsville
 1987 Tim Wright, SIU-Edwardsville
 1988 Roger Singleton, Grand Valley St.
 1989 Broderick Lee, Portland St.
 1990 Broderick Lee, Portland St.
 1991 Donnell Rawls, Winston-Salem
 1992 Randy Zellner, Central Okla.
 1993 Brian Kapusta, North Dakota St.
 1994 Brian Kapusta, North Dakota St.
 1995 Brian Kapusta, North Dakota St.
 1996 Scott Gooddale, Colorado Mines
 1997 Damon Broadbent, San Fran. St.
 1998 Jody Strittmatter, Pitt.-Johnstown

123-POUND WEIGHT CLASS

1963 Terry Finn, Southern Ill.
 1964 Howard Gangestad, Minn. St.-Mankato
 1965 Howard Gangestad, Minn. St.-Mankato
 1966 Warren Crow, Albany (N.Y.)
 1967 Warren Crow, Albany (N.Y.)

126-POUND WEIGHT CLASS

1968 Rich Sanders, Portland St.
 1969 John Walter, Oswego St.
 1970 Larry Wagner, Northern Colo.
 1971 Chris Black, Frank. & Marsh.
 1972 Chris Black, Frank. & Marsh.
 1973 Phil Reimnitz, North Dakota St.
 1974 Tom Garcia, Northern Iowa
 1975 Alex Gonzales, San Fran. St.
 1976 Rick Jensen, South Dakota St.
 1977 Randy Batten, Chattanooga
 1978 Sam Harriman, Augustana (S.D.)
 1979 John Azevedo, Cal St. Bakersfield
 1980 John Azevedo, Cal St. Bakersfield
 1981 Dan Cuestas, Cal St. Bakersfield
 1982 Dan Cuestas, Cal St. Bakersfield
 1983 Don Stevens, SIU-Edwardsville
 1984 Don Stevens, SIU-Edwardsville
 1985 Anthony Amado, Portland St.
 1986 Alan Grammer, SIU-Edwardsville
 1987 Haig Brown, Portland St.
 1988 Rick Goeb, North Dakota St.
 1989 Mark Burrell, Central Mo. St.
 1990 Mark Burrell, Central Mo. St.
 1991 Phil Johns, SIU-Edwardsville
 1992 Broderick Lee, Portland St.
 1993 Jeff Sill, Neb.-Omaha
 1994 Brian Melchiori, Central Okla.

WRESTLING

1995 Brian Melchiori, Central Okla.
 1996 Lee Schickel, Pitt.-Johnstown
 1997 Adam Feldman, South Dakota St.
 1998 Matt Goodson, Central Okla.

130-POUND WEIGHT CLASS

1963 Dee Brainerd, South Dakota St.
 1964 Dave Linder, Colorado Mines
 1965 Dale Stryker, Western St.
 1966 Bob Soulek, Minn. St.-Mankato
 1967 Bob Soulek, Minn. St.-Mankato

1968 Glen Younger, Western St.
 1969 Len Groom, Northern Colo.

134-POUND WEIGHT CLASS

1970 Stan Zeamer, Northwest Mo. St.
 1971 Ken Stockdale, Minn. St.-Mankato
 1972 Rod Irwin, Slippery Rock
 1973 Larry Morgan, Cal Poly
 1974 Jim Miller, Northern Iowa
 1975 Jim Miller, Northern Iowa
 1976 Jack Eustice, Minn. St.-Mankato
 1977 Franc Affentranger, Cal St. Bakersfield
 1978 Frank Gonzales, Neb.-Omaha
 1979 Bob McGuinn, Eastern Ill.

1980 Craig Jordan, Minn. St.-Mankato
 1981 Mark Bower, Augustana (S.D.)
 1982 Mike Garcia, Central Mo. St.
 1983 Steve Carr, North Dakota St.
 1984 Steve Markey, Cal St. Bakersfield

1985 Alan Grammer, SIU-Edwardsville
 1986 Steve Stearns, SIU-Edwardsville
 1987 Pat Dorn, South Dakota St.
 1988 Pat Dorn, South Dakota St.
 1989 James Sisson, Portland St.

1990 Mike Pantoya, Northern Colo.
 1991 Mike Pantoya, Northern Colo.
 1992 Lloyd Wurm, North Dakota St.
 1993 Glen Frank, Colorado Mines
 1994 Ryan Martin, Central Okla.

1995 Mike Keim, Central Okla.
 1996 Corey Kline, Ashland
 1997 George Thompson, North Dakota St.
 1998 Brauman Creighton, Neb.-Omaha

137-POUND WEIGHT CLASS

1963 Bill Dotson, Northern Iowa
 1964 Bob Hollingshead, Western St.
 1965 Ronald Knoebel, Lycoming
 1966 Robert Palmer, Montana
 1967 Masaru Yatabe, Portland St.

1968 Masaru Yatabe, Portland St.
 1969 Paul Stehman, Northwest Mo. St.
 1970 Lester Bright, Old Dominion

142-POUND WEIGHT CLASS

1971 Jim Guizzotti, Ashland
 1972 Glenn Anderson, Cal Poly
 1973 Lee Petersen, North Dakota St.
 1974 Ken Snyder, Northern Iowa
 1975 Ken Snyder, Northern Iowa

1976 Gary Bentrim, Northern Iowa
 1977 Gary Bentrim, Northern Iowa
 1978 Ralph McCausland, Eastern Ill.
 1979 Tom Gongora, Cal St. Bakersfield
 1980 Steve Spangenberg, Northern Mich.

1981 Ryan Kaufman, Neb.-Omaha
 1982 Mike Langlais, North Dakota St.
 1983 Jessie Reyes, Cal St. Bakersfield
 1984 Jessie Reyes, Cal St. Bakersfield
 1985 Eric Lessley, Humboldt St.

1986 Greg Wright, Edinboro
 1987 Junior Saunders, Cal St. Bakersfield
 1988 Warren Stewart, Liberty
 1989 Travis West, Portland St.
 1990 James Sisson, Portland St.

1991 Scott Ruff, Neb.-Omaha
 1992 James Sisson, Portland St.
 1993 Todd Drake, Central Okla.
 1994 Jerry Best, Central Okla.
 1995 Jerry Best, Central Okla.

1996 Jerry Best, Central Okla.
 1997 Jason Reitmeier, Augustana (S.D.)
 1998 Troy Szydel, Minn. St.-Mankato

145-POUND WEIGHT CLASS

1966 Dennis Downing, Cal Poly
 1967 Bob Wendel, Minn. St.-Mankato

1968 Kent Wyatt, Cal Poly
 1969 Chuck Seal, Portland St.

147-POUND WEIGHT CLASS

1963 Jim Sanford, Northern Iowa
 1964 Richard Hickman, Colorado Mines
 1965 Joe Bavaro, Gettysburg

150-POUND WEIGHT CLASS

1970 Stan Dziedzic, Slippery Rock
 1971 Stan Dziedzic, Slippery Rock
 1972 Wade Schalles, Clarion
 1973 Glenn Anderson, Cal Poly
 1974 Bill Luckenbaugh, East Stroudsburg

1975 Randy Watts, Bloomsburg
 1976 Dan Houtchens, Cal St. Bakersfield
 1977 Mark Reimnitz, North Dakota St.
 1978 Kirk Simet, South Dakota St.
 1979 Scott Madigan, Minn. St.-Mankato

1980 Ken Gallagher, Northern Iowa
 1981 Glenn Cooper, Cal St. Bakersfield
 1982 Gary Erwin, Jacksonville St.
 1983 Mark Manning, Neb.-Omaha
 1984 Mike Langlais, North Dakota St.

1985 Mark Manning, Neb.-Omaha
 1986 Bob Kauffman, Edinboro
 1987 Kip Kristoff, SIU-Edwardsville
 1988 Dan Russell, Portland St.
 1989 Dan Russell, Portland St.

1990 Johnny Nimmo, Central Okla.
 1991 Ali Amiri Eliasi, Neb.-Kearney
 1992 Dax Charles, Southern Colo.
 1993 Jim Gale, Minn. St.-Mankato
 1994 Hiag Brown, Portland St.

1995 Brian Zanders, Neb.-Omaha
 1996 Shawn Bateman, Central Okla.
 1997 James Branch, West Liberty St.
 1998 Travis King, South Dakota St.

152-POUND WEIGHT CLASS

1966 Joe Bavaro, Gettysburg
 1967 Clarence Seal, Portland St.
 1968 John Finch, Cal Poly
 1969 Carl Ragland, Old Dominion

158-POUND WEIGHT CLASS

1970 Don Dixon, Mariette (N.Y.)
 1971 Clint Young, Northern Iowa
 1972 Stan Dziedzic, Slippery Rock
 1973 Wade Schalles, Clarion
 1974 Cliff Hatch, Cal Poly

1975 Turner Jackson, Chattanooga
 1976 Turner Jackson, Chattanooga
 1977 Ed Torrejon, Eastern Ill.
 1978 Gary Bentrim, Northern Iowa
 1979 Bob Holland, Eastern Ill.

1980 William Smith, Morgan St.
 1981 Perry Shea, Cal St. Bakersfield
 1982 Perry Shea, Cal St. Bakersfield
 1983 John Davis, Morgan St.
 1984 John Davis, Morgan St.

1985 Mike Haesy, Edinboro
 1986 Pat Huyck, Cal St. Bakersfield
 1987 Kory Mosher, North Dakota
 1988 Kory Mosher, North Dakota
 1989 Tim Briggs, North Dakota

1990 Dan Russell, Portland St.
 1991 Chris Mihlfeld, Central Mo. St.
 1992 Keith Cunningham, Central Okla.
 1993 Wes White, Central Okla.
 1994 Wes White, Central Okla.

1995 Gene Hanemann, St. Cloud St.
 1996 Mark Cunningham, Central Okla.
 1997 Greg Jackson, San Fran. St.
 1998 Mark Pazzdernik, North Dakota St.

160-POUND WEIGHT CLASS

1966 John Carr, Wilkes
 1967 Don Morrison, Colorado Mines
 1968 Joe Wiendl, Wilkes
 1969 Joe Wiendl, Wilkes

167-POUND WEIGHT CLASS

1963 Jim Gass, Cornell College
 1964 Don Millard, Southern Ill.
 1965 John Carr, Wilkes
 1966 William Bachardy, Lycoming
 1967 Mike Gallego, Fresno St.

1968 Mike Gallego, Fresno St.

1969 John Woods, Cal Poly
 1970 Eric Bates, Illinois St.
 1971 John Stevenson, Frank. & Marsh.
 1972 John Stevenson, Frank. & Marsh.

1973 Bill Simpson, Clarion
 1974 Ron Sheehan, Bloomsburg
 1975 Lloyd Teasley, San Fran. St.
 1976 Bill Mitchell, Central Okla.
 1977 Florencio Rocha, Cal St. Bakersfield

1978 Keith Poolman, Northern Iowa
 1979 Mike Abrams, Grand Valley St.
 1980 Jon Lundberg, Augustana (S.D.)
 1981 Mark Gronowski, Eastern Ill.
 1982 Mike Cribbs, Lake Superior St.

1983 Greg Veal, Morgan St.
 1984 Dave Cornemann, South Dakota St.
 1985 Matt Furey, Edinboro
 1986 Darryl Pope, Cal St. Bakersfield
 1987 Marty Morgan, North Dakota St.

1988 Mark Kristoff, SIU-Edwardsville
 1989 Ted Price, Wis.-Parkside
 1990 Howard Moore, Central Okla.
 1991 Dan Russell, Portland St.
 1992 Howard Moore, Central Okla.

1993 Keith Cunningham, Central Okla.
 1994 Justin Smith, Minn. St.-Mankato
 1995 Ralpheal Kizzee, Neb.-Omaha
 1996 Roy Dillow, Colorado Mines
 1997 Nate Hendrickson, Moorhead St.
 1998 Steve Saxlund, North Dakota St.

177-POUND WEIGHT CLASS

1963 Ken Houston, Southern Ill.
 1964 Dave Schmidt, St. Olaf
 1965 Phillip Sullivan, Cal Poly
 1966 Don Parker, Northern Iowa
 1967 Don Parker, Northern Iowa

1968 Larry Amundson, Minn. St.-Mankato
 1969 Ken Bos, Cal Poly
 1970 Don Trapp, South Dakota St.
 1971 Bill Demaray, North Dakota St.
 1972 Bill Demaray, North Dakota St.

1973 Jim Kulpa, Western Ill.
 1974 Floyd Hitchcock, Bloomsburg
 1975 Gary Christensen, Minn. St.-Mankato
 1976 David Weeks, Chattanooga
 1977 Jeff Hoherts, South Dakota St.

1978 Steve Draper, Cal St. Bakersfield
 1979 Mark Hattendorf, SIU-Edwardsville
 1980 Brian Parlet, Augustana (S.D.)
 1981 Jeff Hohertz, South Dakota St.
 1982 Mark Loomis, Cal St. Bakersfield

1983 Scott Mansur, Portland St.
 1984 Booker Benford, SIU-Edwardsville
 1985 Booker Benford, SIU-Edwardsville
 1986 Marvin Jones, Cal St. Bakersfield
 1987 Darryl Pope, Cal St. Bakersfield

1988 R. J. Nebe, Neb.-Omaha
 1989 Tony Champion, Portland St.
 1990 Tony Champion, Portland St.
 1991 Tony Champion, Portland St.
 1992 Mike Leberknight, Northern Colo.

1993 Mike Leberknight, Northern Colo.
 1994 Chad Lamer, South Dakota St.
 1995 Chad Lamer, South Dakota St.
 1996 Scott Shipman, West Liberty St.
 1997 Corry Royal, Neb.-Omaha

1998 John Simpson, Colorado Mines

190-POUND WEIGHT CLASS

1970 Regan Beers, Brockport St.
 1971 Bob Backlund, North Dakota St.
 1972 Fletcher Carr, Tampa
 1973 Fletcher Carr, Tampa
 1974 Keith Leland, Cal Poly

1975 Brad Rheingans, North Dakota St.
 1976 Mike Bull, Cal St. Bakersfield
 1977 Jerry Washington, SIU-Edwardsville
 1978 Kirk Myers, Northern Iowa
 1979 Kirk Myers, Northern Iowa

1980 Kirk Myers, Northern Iowa
 1981 Geno Savegnago, Eastern Ill.
 1982 Jeff Esmont, Ashland
 1983 Greg Wilcox, Neb.-Omaha
 1984 Ernie Badger, SIU-Edwardsville

1985 Koln Knight, Augustana (S.D.)
 1986 Koln Knight, Augustana (S.D.)
 1987 Eric Mittlestead, Cal St. Bakersfield
 1988 Ken Hackman, Calif. (Pa.)
 1989 Ken Hackman, Calif. (Pa.)

1990 Greg Oplotnik, Central Okla.
 1991 Pat Gentzler, Neb.-Omaha
 1992 Trevor Clark, SIUEdwardsville
 1993 Brian Loeffler, South Dakota St.
 1994 Justin Blasius, South Dakota St.
 1995 Ryan Wolters, North Dakota St.
 1996 Chad Lamer, South Dakota St.
 1997 Lee Lofton, San Fran. St.
 1998 Link Steffen, Southwest St.

191-POUND WEIGHT CLASS

1963 Roger Plapp, Southern Ill.
 1964 Al Rozman, Western St.
 1965 Al Rozman, Western St.
 1966 Fred Johnson, Augustana (Ill.)
 1967 Willie Williams, Illinois St.

1968 Tom Kline, Cal Poly
 1969 Tom Kline, Cal Poly

All-Time Team Results

1963: 1. Western St., 62; 2. Southern Ill., 57; 3. Northern Iowa, 47; 4. South Dakota St., 31; 5. Cornell College, 27; 6. Wheaton (Ill.), 22; 7. Minn. St.-Mankato, 12; 8. Luther, 11; 9. Sewanee, 9; 10. Hiram, 8; 11. (tie) Lycoming and Wartburg, 6; 13. Colorado Mines, 5; 14. (tie) Long Beach St. and Rochester Inst., 4; 16. North Central, 3.

1964: 1. Western St., 51; 2. Colorado Mines, 49; 3. Southern Ill., 46; 4. Minn. St.-Mankato, 37; 5. West Chester, 23; 6. Northern Iowa, 17; 7. Eastern Ill., 16; 8. Cal Poly Pomona, 15; 9. Northwest Mo. St., 14; 10. (tie) St. Olaf and Wheaton (Ill.), 12; 12. (tie) LIUC. W. Post and Lycoming, 11; 14. (tie) Cornell College and Wilkes, 9; 16. Luther, 8; 17. (tie) Augustana (Ill.) and Fresno St., 7; 19. Morgan St., 6; 20. Montclair St., 5; 21. (tie) Northern Ill., Oswego St. and South Dakota St., 3; 24. (tie) Hiram, Idaho St., Lorain, Macalester and New York U., 2; 29. (tie) Grinnell and Sewanee, 1.

1965: 1. Minn. St.-Mankato, 57; 2. Cal Poly, 54; 3. Western St., 44; 4. Northern Ill., 30; 5. South Dakota St., 18; 6. Lycoming, 17; 7. MacMurray, 16; 8. San Fran. St., 15; 9. Wilkes, 14; 10. (tie) Colorado Mines, Fresno St. and Gettysburg, 12; 13. Augustana (Ill.), 10; 14. Monmouth (Ill.), 9; 15. Northwest Mo. St., 8; 16. (tie) Ball St. and Denison, 7; 18. (tie) Akron and West Chester, 6; 20. (tie) Coe, Cornell College and Gust. Adolphus, 5; 23. (tie) Hiram and Northern Iowa, 4; 25. (tie) LIUC. W. Post and Oswego St., 3; 27. Lebanon Valley, 2; 28. (tie) Albany (N.Y.), Cal St. Northridge and Luther, 1.

1966: 1. Cal Poly, 55; 2. Wilkes, 51; 3. Portland St., 47; 4. Minn. St.-Mankato, 42; 5. Augustana (Ill.), 29; 6. South Dakota St., 28; 7. (tie) Gettysburg and Western St., 26; 9. Fresno St., 24; 10. Northern Iowa, 23; 11. Montana, 21; 12. Eastern Mich., 19; 13. (tie) Gust. Adolphus, Luther and Lycoming, 17; 16. (tie) Albany (N.Y.) and Northern Ill., 15; 18. West Chester, 14; 19. (tie) Old Dominion, Springfield and Wheaton (Ill.), 12; 22. Moravian, 11; 23. (tie) Colorado Mines, LIUC. W. Post and Northwest Mo. St., 10; 26. (tie) Central Mo. St. and Southeast Mo. St., 10; 28. (tie) Massachusetts and North Dakota St., 8; 30. UC Davis, 7; 31. MacMurray, 6; 32. (tie) Beloit, Cornell College and Western Ill., 4; 35. (tie) Denison, Illinois St. and South Dakota, 3; 38. (tie) Cal St. Chico, Eastern Ill., Monmouth (Ill.), North Dakota and Wabash, 2; 43. (tie) Coe, Knox, Merchant Marine, Parsons, St. Olaf and Wooster, 1.

1967: 1. Portland St., 86; 2. Minn. St.-Mankato, 57; 3. Northern Iowa, 40; 4. (tie) Colorado Mines, Illinois St. and Western St., 35; 7. Cal Poly, 34; 8. (tie) South Dakota St. and Wilkes, 26; 10. Springfield, 23; 11. Wis.-Milwaukee, 22; 12. Northwest Mo. St., 20; 13. MacMurray, 17; 14. Fresno St., 15; 15. Albany (N.Y.), 13; 16. (tie) Gust. Adolphus and Wheaton (Ill.), 12; 18. Augustana (Ill.), 11; 19. (tie) Denison, Merchant Marine, Old Dominion and Oneonta St., 9; 23. Ashland, 8; 24. (tie) Luther and West Chester, 7; 26. (tie) Eastern Mich., LIUC. W. Post, Moravian, Morningside and San Fran. St., 6; 31. (tie) Cal St. Chico and Drexel, 4; 33. (tie) Hampden-Sydney, Indiana (Pa.), Lincoln (Pa.) and South Dakota, 3; 37. (tie) Allegheny, Augustana (S.D.), Ball St.,

Brockport St., Lycoming and Wooster, 2; 43. (tie) UC Davis, Clarkson, Cleveland St., Eastern Ill., Elizabethtown, Fort Lewis, John Carroll, Long Beach St., Maryville (Mo.), Oswego St. and Western Md., 1.

1968: 1. Cal Poly, 91; 2. Portland St., 62; 3. South Dakota St., 46; 4. Minn. St.-Mankato, 44; 5. Wilkes, 39; 6. Western St., 37; 7. West Chester, 34; 8. (tie) Northern Iowa and Upper Iowa, 29; 10. (tie) Fresno St., Illinois St. and Truman, 25; 13. Idaho St., 23; 14. (tie) Luther and Northwest Mo. St., 20; 16. Eastern Ill., 18; 17. (tie) MacMurray and Oswego St., 16; 19. Old Dominion, 15; 20. (tie) Ball St. and Norfolk St., 14; 22. (tie) Ashland, Gust. Adolphus, LIUC. W. Post, North Central and Southwest Mo. St., 13; 27. Long Beach St., 12; 28. San Fran. St., 9; 29. (tie) Brockport St. and Morningside, 8; 31. (tie) Elizabethtown and Oneonta St., 6; 33. (tie) Seattle Pacific and Wis.-Milwaukee, 5; 35. (tie) Baltimore, Central Mo. St., Colorado Mines and Cornell College, 4; 39. (tie) Cleveland St., Howard, John Carroll, North Dakota St., St. Olaf and Wayne St. (Mich.), 3; 45. (tie) Augustana (Ill.), Cal St. Chico, Carleton, Central Mich., Maritime (N.Y.), Nevada and Western Md., 2; 52. (tie) Augustana (S.D.), Beloit, Drexel, Lake Forest, Lincoln (Pa.), Monmouth (Ill.), Springfield and Wheaton (Ill.), 1.

1969: 1. Cal Poly, 127; 2. Northern Colo., 81; 3. Northern Iowa, 49; 4. Portland St., 45; 5. Moorhead St., 36; 6. (tie) Old Dominion and San Fran. St., 33; 8. East Stroudsburg, 31; 9. Oswego St., 29; 10. South Dakota St., 26; 11. Northwest Mo. St., 22; 12. Minn. St.-Mankato, 21; 13. UC Davis, 19; 14. Wilkes, 18; 15. Western Ill., 16; 16. Humboldt St., 14; 17. (tie) LIUC. W. Post and Western St., 13; 19. Central Mich., 12; 20. (tie) Maritime (N.Y.) and North Dakota St., 11; 22. (tie) Colorado Mines and Illinois St., 10; 24. (tie) Ithaca, Oneonta St. and Springfield, 9; 27. (tie) Northern Mich. and North Park, 8; 29. Morningside, 7; 30. Nevada, 6; 31. (tie) Augustana (Ill.) and Luther, 5; 33. (tie) Ashland, Central Mo. St. and Lycoming, 4; 36. (tie) Cal St. Chico, North Central and Seattle Pacific, 3; 39. (tie) Corland St., Elizabethtown, John Carroll and Southwest Mo. St., 2; 43. (tie) Cal St. Sacramento, Cleveland St., Cornell College, Denison, Truman, Wheaton (Ill.) and Worcester Tech, 1.

1970: 1. Cal Poly, 82; 2. Northern Iowa, 58; 3. Maritime (N.Y.), 48; 4. South Dakota St., 43; 5. Minn. St.-Mankato, 41; 6. Central Mich., 40; 7. Western St., 38; 8. Springfield, 35; 9. Wilkes, 34; 10. Northern Mich., 32; 11. (tie) East Stroudsburg and Illinois St., 31; 13. (tie) Cal St. Chico and Old Dominion, 30; 15. Slippery Rock, 29; 16. Augustana (Ill.), 26; 17. Northern Colo., 23; 18. Northwest Mo. St., 22; 19. Seattle Pacific, 17; 20. (tie) Ashland and Brockport St., 16; 22. (tie) Cleveland St., North Dakota St. and Truman, 11; 25. Oswego St., 10; 26. Amherst, 9; 27. Moorhead St., 8; 28. (tie) Elizabethtown, John Carroll, LIUC. W. Post and Rochester Inst., 6; 32. (tie) Akron, Lawrence, Luther, Lycoming, San Fran. St. and Wis.-Milwaukee, 5; 38. (tie) Humboldt St., Ithaca, MacMurray, North Park and Union (N.Y.), 3; 43. (tie) Boise St., Coast Guard, Eastern Ill., Montclair St. and Ohio Wesleyan, 2; 48. (tie) Cal St. Fullerton, Central Conn. St., Cornell College, Denison, Howard, Marietta, Moravian, Oneonta St., Thiel, Wayne St. (Mich.), Wesleyan (Conn.) and Westminster (Mo.), 1.

1971: 1. Cal Poly, 118; 2. Slippery Rock, 58; 3. Minn. St.-Mankato, 51; 3. North Dakota St., 46; 4. (tie) East Stroudsburg and Wilkes, 42; 6. Northern Iowa, 41; 7. Frank & Marsh., 35; 8. (tie) Ashland, Northern Colo. and Seattle Pacific, 30; 11. Western Ill., 24; 12. Oswego St., 22; 13. Cal St. Chico, 21; 14. Central Mich., 20; 15. John Carroll, 18; 16. (tie) Eastern Ill., Northern Mich. and South Dakota St., 16; 19. Eastern Mich., 14; 20. (tie) Humboldt St., Luther and Southern Ill., 8; 23. (tie) Colorado Mines and Western St., 7; 25. (tie) Cleveland St., Coast Guard, Moorhead St. and San Fran. St., 6; 29. (tie) Akron, Sonoma St. and Springfield, 5; 32. (tie) Cal St. Fullerton, Central Mo. St., Rochester Inst. and Shippensburg, 4; 36. (tie) Augustana (Ill.), Cal Poly Pomona, Hiram, Ill.-Chicago, South Dakota and Truman, 3; 42. (tie) Amherst, UC Davis, Maritime (N.Y.), St. Cloud St. and Southwest Mo. St., 2; 47. (tie) Coe, Cornell College, Delaware Valley, Kalamazoo, Merchant Marine, Northwest Mo. St., Oneonta St., Potsdam St., Puget Sound, Valparaiso and Wayne St. (Mich.), 1.

1972: 1. Cal Poly, 94; 2. (tie) North Dakota St. and Northern Iowa, 64 $\frac{1}{2}$; 3. Slippery Rock, 56; 4. Clarion, 49 $\frac{1}{2}$; 5. Wilkes, 47; 6. Seattle Pacific, 44; 7. Northern Colo., 41 $\frac{1}{2}$; 8. Frank & Marsh., 37 $\frac{1}{2}$; 9. Western Ill., 34; 10. Minn. St.-Mankato, 28 $\frac{1}{2}$; 11. South Dakota St., 28; 12. Cleveland St., 24 $\frac{1}{2}$; 13. Cal St. Fullerton, 24; 14. (tie)

Brockport St. and Northern Mich., 23 $\frac{1}{2}$; 16. (tie) San Fran. St. and Shippensburg, 21 $\frac{1}{2}$; 18. Ill.-Chicago, 20; 19. (tie) Col. of New Jersey and Tampa, 19; 21. Eastern Ill., 18 $\frac{1}{2}$; 22. Eastern Mich., 16 $\frac{1}{2}$; 23. Humboldt St., 15 $\frac{1}{2}$; 24. Potsdam St., 15; 25. Springfield, 14; 26. Cortland St., 13; 27. (tie) Ashland, John Carroll and Western St., 12; 30. Akron, 10; 31. (tie) UC Davis and East Stroudsburg, 9; 33. St. Cloud St., 8 $\frac{1}{2}$; 34. York (Pa.), 8; 35. (tie) Binghamton and Mount Union, 7; 37. (tie) Hiram, Lock Haven and St. Lawrence, 6 $\frac{1}{2}$; 40. Chattanooga, 6; 41. (tie) Cal St. Chico and Southwest Mo. St., 5 $\frac{1}{2}$; 43. (tie) Indianapolis, Merchant Marine and Oswego St., 5; 46. (tie) Augustana (Ill.), Central (Iowa), Howard, Old Dominion, Rochester and Sonoma St., 4; 52. (tie) Coast Guard, Lebanon Valley, Lincoln (Pa.), Luther, Millersville, Moorhead St., Northwest Mo. St., Puget Sound and Rochester Inst., 3; 61. Baltimore, 2 $\frac{1}{2}$; 62. (tie) Amherst, Case Reserve, Elizabethtown, Elmhurst, Lake Superior St., LIUC. W. Post, Lycoming, Moravian, Montclair St. and St. Joseph's (Ind.), 2; 72. (tie) Bowdoin, Lake Forest, North Park, Towson, Wabash and Wash. & Jeff., 1.

1973: 1. Cal Poly, 108; 2. Clarion, 80; 3. North Dakota St., 59 $\frac{1}{2}$; 4. Northern Iowa, 50 $\frac{1}{2}$; 5. Wilkes, 41 $\frac{1}{2}$; 6. South Dakota St., 40 $\frac{1}{2}$; 7. Minn. St.-Mankato, 34; 8. Cleveland St., 33; 9. Ashland, 30 $\frac{1}{2}$; 10. (tie) Northern Colo. and Western Ill., 27; 12. Central Mo. St., 26; 13. (tie) Cal St. Fullerton and Eastern Ill., 25 $\frac{1}{2}$; 15. Slippery Rock, 23 $\frac{1}{2}$; 16. Northern Mich., 20 $\frac{1}{2}$; 17. Lock Haven, 20; 18. Tampa, 19; 19. Springfield, 18 $\frac{1}{2}$; 20. Col. of New Jersey, 17 $\frac{1}{2}$; 21. Humboldt St., 16 $\frac{1}{2}$; 22. (tie) Brockport St. and Western St., 16; 24. Seattle Pacific, 13; 25. St. Cloud St., 10 $\frac{1}{2}$; 26. Akron, 10; 27. Northwest Mo. St., 8 $\frac{1}{2}$; 28. Puget Sound, 8; 29. St. John's (Minn.), 7 $\frac{1}{2}$; 30. Rowan, 7; 31. (tie) Central Conn. St. and San Fran. St., 6 $\frac{1}{2}$; 33. (tie) John Carroll, Luther and Tenn.-Martin, 5 $\frac{1}{2}$; 36. (tie) Augustana (Ill.), UC Davis, Frank & Marsh. and Potsdam St., 5; 40. Hiram, 4 $\frac{1}{2}$; 41. (tie) Monmouth (Ill.), North Dakota, Sonoma St. and Towson, 4; 45. (tie) Binghamton, Chattanooga, Coe, Indiana (Pa.) and Old Dominion, 3 $\frac{1}{2}$; 50. (tie) Baltimore, Cal St. Chico, Kalamazoo, Ohio Northern, Oswego St., Rochester Inst. and Swarthmore, 3; 57. (tie) Augustana (S.D.), Cal St. Sacramento, Coast Guard, Cornell College, DePauw, Geneseo St., Indianapolis, King's (Pa.), LIUC. W. Post, MacMurray, Millersville, Mo.-Rolla, Moorhead St., Mount Union, North Park, Shippensburg and South Dakota, 2; 74. (tie) Albany (N.Y.) and Truman, 1 $\frac{1}{2}$; 76. (tie) Cal St. Bakersfield, Delaware Valley, Hartford, Merchant Marine, Mo.-St. Louis, Montclair St., Ohio Wesleyan, Rochester and Wash. & Lee, 1.

1974: 1. Cal Poly, 131 $\frac{1}{2}$; 2. Northern Iowa, 95 $\frac{1}{2}$; 3. SIUEdwardsville, 72; 4. North Dakota St., 56 $\frac{1}{2}$; 5. Bloomsburg, 53 $\frac{1}{2}$; 6. Minn. St.-Mankato, 52 $\frac{1}{2}$; 7. East Stroudsburg, 39 $\frac{1}{2}$; 8. Old Dominion, 36; 9. (tie) Cal St. Bakersfield and San Fran. St., 31; 11. Eastern Ill., 30; 12. Western Ill., 29 $\frac{1}{2}$; 13. Humboldt St., 25 $\frac{1}{2}$; 14. (tie) Akron and Chattanooga, 22 $\frac{1}{2}$; 16. (tie) LIUC. W. Post and Springfield, 18; 18. South Dakota St., 17 $\frac{1}{2}$; 19. Cal St. Chico, 12 $\frac{1}{2}$; 20. (tie) Cal St. Fullerton and Seattle Pacific, 11; 22. Western St., 9 $\frac{1}{2}$; 23. St. Cloud St., 6 $\frac{1}{2}$; 24. UMBC, 4 $\frac{1}{2}$; 25. (tie) UC Davis and Central Conn. St., 4; 27. Northern Mich., 3 $\frac{1}{2}$; 28. (tie) Central Mo. St. and Indianapolis, 3; 30. (tie) Florida Tech and Moorhead St., 2 $\frac{1}{2}$; 32. (tie) Lincoln (Mo.), Puget Sound, South Dakota and Southeast Mo. St., 2; 36. Cal St. Sacramento, 1 $\frac{1}{2}$; 37. North Dakota, 1; 38. (tie) Augustana (S.D.), Southwest Mo. St., Towson and Wayne St. (Mich.), $\frac{1}{2}$.

1975: 1. Northern Iowa, 112; 2. SIUEdwardsville, 71 $\frac{1}{2}$; 3. Chattanooga, 67 $\frac{1}{2}$; 4. North Dakota St., 66 $\frac{1}{2}$; 5. San Fran. St., 59; 6. Minn. St.-Mankato, 58 $\frac{1}{2}$; 7. Bloomsburg, 53 $\frac{1}{2}$; 8. (tie) Cal St. Bakersfield and East Stroudsburg, 47; 10. St. Cloud St., 44; 11. (tie) Neb.-Omaha and Western St., 30 $\frac{1}{2}$; 13. Northern Mich., 25; 14. Western Ill., 23 $\frac{1}{2}$; 15. Eastern Ill., 21 $\frac{1}{2}$; 16. Springfield, 20 $\frac{1}{2}$; 17. LIUC. W. Post, 17; 18. (tie) Central Mo. St. and Southeast Mo. St., 16; 20. South Dakota, 10 $\frac{1}{2}$; 21. Old Dominion, 10; 22. Akron, 9; 23. North Dakota, 8 $\frac{1}{2}$; 24. (tie) Seattle Pacific, South Dakota St. and Wright St., 6 $\frac{1}{2}$; 27. Morgan St., 6; 28. (tie) Augustana (S.D.) and Indianapolis, 5; 30. Tenn.-Martin, 4; 31. (tie) Evansville, Florida Tech and Southwest Mo. St., 3; 34. (tie) UC Davis, Lincoln (Mo.) and Salisbury St., 2 $\frac{1}{2}$; 37. (tie) Moorhead St., Northwest Mo. St. and Valparaiso, 2; 40. (tie) Mo.-St. Louis and Virginia St., 1 $\frac{1}{2}$; 42. (tie) George Mason and Towson, 1.

1976: 1. Cal St. Bakersfield, 92 $\frac{1}{2}$; 2. Chattanooga, 88 $\frac{1}{4}$; 3. Northern Iowa, 83; 4. Minn. St.-Mankato, 60; 5. North Dakota St., 59 $\frac{1}{2}$; 6. (tie) Augustana (S.D.) and

SIU-Edwardsville, 49; 8. St. Cloud St., 45¹/₄; 9. East Stroudsburg, 34¹/₂; 10. Central Okla., 30¹/₂; 11. Eastern Ill., 28; 12. Springfield, 25¹/₄; 13. Cal St. Chico, 24¹/₄; 14. Neb.-Omaha, 22³/₄; 15. San Fran. St., 18¹/₄; 16. Grand Valley St., 15³/₄; 17. North Dakota, 13¹/₂; 18. Northern Mich., 12; 19. Old Dominion, 10¹/₂; 20. (tie) Southeast Mo. St. and Western Ill., 8¹/₂; 22. Florida Int'l, 7³/₄; 23. (tie) Baltimore and Lincoln (Mo.), 7¹/₂; 25. (tie) UC Davis and South Dakota, 7; 27. Tampa, 6¹/₄; 28. Akron, 6; 29. Western St., 4¹/₂; 30. (tie) Central Mo. St. and Salisbury St., 3¹/₂; 32. Indianapolis, 3¹/₄; 33. Michigan Tech, 3; 34. Livingstone, 2¹/₂; 35. (tie) Central Conn. St., UMBC and Moorhead St., 2; 38. James Madison, 1¹/₂; 39. (tie) IUUC. W. Post, Puget Sound, Truman and Youngstown St., 1; 43. Evansville, 1/2.

1977: 1. Cal St. Bakersfield, 107¹/₄; 2. Augustana (S.D.), 78; 3. Northern Iowa, 74³/₄; 4. Eastern Ill., 71¹/₄; 5. North Dakota St., 71; 6. SIU-Edwardsville, 63; 7. Central Okla., 45³/₄; 8. South Dakota St., 38¹/₂; 9. Chattanooga, 36; 10. Minn. St.-Mankato, 35³/₄; 11. South Dakota, 32¹/₄; 12. Springfield, 30¹/₂; 13. Northern Mich., 29¹/₂; 14. St. Cloud St., 26¹/₄; 15. San Fran. St., 19¹/₂; 16. Neb.-Omaha, 18¹/₄; 17. Morgan St., 17; 18. Florida Tech, 15; 19. Cal St. Chico, 14; 20. Western Ill., 13³/₄; 21. Wright St., 7³/₄; 22. Central Mo. St., 7¹/₂; 23. Western St., 6¹/₂; 24. IUUC. W. Post, 6¹/₂; 25. (tie) Indianapolis and Youngstown St., 4; 27. (tie) Oakland, Puget Sound and Towson, 3¹/₂; 30. Southeast Mo. St., 3; 31. (tie) Evansville and George Mason, 2¹/₂; 33. North Dakota, 2; 34. (tie) Central Conn. St., Minn.-Duluth, Southwest Mo. St. and Truman, 1; 38. (tie) Florida Int'l, King's (Pa.) and Michigan Tech, 1/2.

1978: 1. Northern Iowa, 124; 2. Cal St. Bakersfield, 100¹/₂; 3. Eastern Ill., 68; 4. Augustana (S.D.), 66¹/₄; 5. SIU-Edwardsville, 50¹/₄; 6. Northern Mich., 46¹/₄; 7. Neb.-Omaha, 43¹/₄; 8. North Dakota St., 36¹/₂; 9. South Dakota St., 34¹/₂; 10. Springfield, 26¹/₂; 11. (tie) Morgan St. and Western Ill., 25; 13. Minn. St.-Mankato, 24¹/₂; 14. Cal St. Chico, 21¹/₂; 15. Cal St. Sacramento, 20; 16. St. Cloud St., 18¹/₂; 17. Central Mo. St., 18¹/₄; 18. Southern Conn. St., 18; 19. Puget Sound, 17; 20. Central Conn. St., 16¹/₂; 21. Cal Poly Pomona, 16; 22. San Fran. St., 14¹/₂; 23. (tie) IUUC. W. Post and Moorhead St., 13; 25. (tie) Northwest Mo. St. and Truman, 9¹/₂; 27. Florida Tech, 8¹/₂; 28. Western St., 8; 29. Youngstown St., 7¹/₂; 30. Florida Int'l, 4¹/₂; 31. Michigan Tech, 4; 32. Towson, 3¹/₂; 33. (tie) Akron and Oakland, 3; 35. Mass.-Lowell, 2¹/₂; 36. Indianapolis, 2.

1979: 1. Cal St. Bakersfield, 112³/₄; 2. Eastern Ill., 112¹/₂; 3. Northern Iowa, 87¹/₂; 4. SIU-Edwardsville, 83¹/₂; 5. Augustana (S.D.), 68¹/₄; 6. Northern Mich., 65; 7. Neb.-Omaha, 35; 8. Springfield, 32³/₄; 9. South Dakota St., 31³/₄; 10. (tie) Grand Valley St. and North Dakota St., 24³/₄; 12. Minn. St.-Mankato, 21¹/₂; 13. Lake Superior St., 20³/₄; 14. Calif. (Pa.), 17; 15. Central Mo. St., 14¹/₄; 16. Wis.-Parkside, 13³/₄; 17. Morgan St., 12¹/₂; 18. Western St., 12; 19. St. Cloud St., 10³/₄; 20. Southern Conn. St., 10¹/₂; 21. Cal St. Sacramento, 10; 22. Oakland, 8¹/₂; 23. Southwest Mo. St., 8¹/₄; 24. Pitt.-Johnstown, 7³/₄; 25. IUUC. W. Post, 7; 26. Central Fla., 6¹/₂; 27. UC Davis, 5¹/₂; 28. Moorhead St., 5; 29. Truman, 4³/₄; 30. Central Conn. St., 4¹/₂; 31. Southeast Mo. St., 4; 32. Western Ill., 3; 33. Youngstown St., 2¹/₂; 34. Towson, 2; 35. San Fran. St., 1¹/₂; 36. Cal St. Chico, 1.

1980: 1. Cal St. Bakersfield, 110¹/₂; 2. Northern Iowa, 89; 3. Eastern Ill., 75; 4. Augustana (S.D.), 64³/₄; 5. Northern Mich., 64; 6. SIU-Edwardsville, 44³/₄; 7. Minn. St.-Mankato, 39¹/₂; 8. Morgan St., 37; 9. South Dakota St., 26¹/₂; 10. San Fran. St., 23¹/₄; 11. Grand Valley St., 22¹/₂; 12. Neb.-Omaha, 22¹/₄; 13. Northern Colo., 20³/₄; 14. Wis.-Parkside, 20; 15. Ashland, 18¹/₂; 16. (tie) Central Mo. St. and Springfield, 18¹/₄; 18. Southern Conn. St., 18; 19. North Dakota, 16; 20. Florida Int'l, 15; 21. Chicago St., 13; 22. Cal St. Chico, 12¹/₄; 23. Cal St. Sacramento, 11³/₄; 24. IUUC. W. Post, 10³/₄; 25. Minn.-Duluth, 10; 26. Pitt.-Johnstown, 9¹/₂; 27. North Dakota St., 9; 28. UNC Pembroke, 8; 29. Wright St., 6³/₄; 30. Livingstone, 5³/₄; 31. Truman, 5¹/₂; 32. Indianapolis, 3¹/₂; 33. Southwest Mo. St., 2¹/₂; 34. (tie) UC Davis and Northwest Mo. St., 2; 36. (tie) Fort Lewis and St. Cloud St., 1¹/₂; 38. (tie) Colorado Mines, Jacksonville St., Southeast Mo. St. and Western Ill., 1.

1981: Cal St. Bakersfield, 144¹/₂; 2. Eastern Ill., 98; 3. Neb.-Omaha, 53¹/₄; 4. Humboldt St., 45³/₄; 5. North Dakota St., 43; 6. Ashland, 42; 7. SIU-Edwardsville, 36; 8. (tie) Augustana (S.D.) and Morgan St., 32³/₄; 10. South Dakota St., 24³/₄; 11. Northern Mich., 23³/₄; 12. Central Conn. St., 21¹/₂; 13. Cal St. Chico, 21¹/₄; 14.

IUUC. W. Post, 21; 15. Pitt.-Johnstown, 20¹/₄; 16. Lake Superior St., 18¹/₂; 17. Northern Colo., 16¹/₂; 18. (tie) Jacksonville St. and Wis.-Parkside, 15¹/₂; 20. UNC Pembroke, 15¹/₄; 21. Western Ill., 15; 22. Youngstown St., 13; 23. Grand Valley St., 12¹/₂; 24. Winona St., 12; 25. UC Davis, 11; 26. Central Mo. St., 10¹/₂; 27. Cal St. Sacramento, 10¹/₄; 28. Ferris St., 9³/₄; 29. Springfield, 9¹/₂; 30. San Fran. St., 7¹/₂; 31. St. Cloud St., 6¹/₂; 32. Minn.-Duluth, 5; 33. (tie) Northwest Mo. St. and Southern Conn. St., 3; 35. Winston-Salem, 2³/₄; 36. Norfolk St., 2¹/₄; 37. (tie) Eastern Wash., Florida Int'l., Mo.-St. Louis, Southeast Mo. St. and Southwest Mo. St., 2; 42. (tie) Hampton and Moorhead St., 1¹/₂; 44. (tie) Calif. (Pa.) and Oakland, 1.

1982: 1. Cal St. Bakersfield, 166¹/₂; 2. North Dakota St., 78³/₄; 3. SIU-Edwardsville, 61³/₄; 4. Neb.-Omaha, 51¹/₄; 5. Ashland, 49¹/₄; 6. Northern Mich., 48¹/₄; 7. Morgan St., 38¹/₄; 8. Augustana (S.D.), 32¹/₂; 9. Lake Superior St., 29; 10. San Fran. St., 26³/₄; 11. Cal St. Chico, 23³/₄; 12. (tie) UC Davis and Central Mo. St., 22¹/₂; 14. Jacksonville St., 22; 15. Minn.-Duluth, 19; 16. (tie) Northern Colo. and Southern Conn. St., 17³/₄; 18. Portland St., 17; 19. Cal St. Sacramento, 16; 20. North Dakota, 15¹/₂; 21. Pitt.-Johnstown, 15¹/₄; 22. (tie) Grand Valley St. and Northwest Mo. St., 14; 24. Wis.-Parkside, 13¹/₂; 25. Minn. St.-Mankato, 13; 26. Indianapolis, 11; 27. (tie) Eastern Wash. and Ferris St., 10³/₄; 29. (tie) Mansfield, South Dakota St. and Southwest Mo. St., 8; 32. Springfield, 7; 33. Wright St., 5¹/₄; 34. (tie) Bemidji St. and Oakland, 5; 36. Truman, 4³/₄; 37. Humboldt St., 4¹/₂; 38. (tie) UNC Pembroke and St. Cloud St., 3¹/₂; 40. Central Conn. St., 2; 41. IUUC. W. Post, 1¹/₂; 42. (tie) Chicago St. and Winona St., 1; 44. Winston-Salem, 1/2.

1983: 1. Cal St. Bakersfield, 107¹/₂; 2. North Dakota St., 103³/₄; 3. Neb.-Omaha, 93³/₄; 4. SIU-Edwardsville, 91¹/₂; 5. Portland St., 54¹/₄; 6. Morgan St., 47; 7. St. Cloud St., 38³/₄; 8. Ashland, 38¹/₂; 9. Augustana (S.D.), 33¹/₄; 10. Wis.-Parkside, 21¹/₄; 11. North Dakota, 21; 12. Northern Colo., 19¹/₄; 13. Northern Mich., 19; 14. San Fran. St., 18¹/₄; 15. UNC Pembroke, 17¹/₂; 16. Pfeiffer, 12¹/₂; 17. Ferris St., 12¹/₄; 18. Minn.-Duluth, 11; 19. Pitt.-Johnstown, 10¹/₂; 20. (tie) UC Davis and Cal St. Sacramento, 10; 22. Indianapolis, 9; 23. Springfield, 8¹/₂; 24. (tie) Humboldt St. and Oakland, 7¹/₂; 26. Southern Conn. St., 6³/₄; 27. South Dakota St., 6; 28. Central Mo. St., 5¹/₂; 29. Saginaw Valley, 3¹/₂; 30. (tie) Bemidji St. and Central Conn. St., 3; 32. Elizabeth City St., 2¹/₂; 33. Winston-Salem, 2¹/₄; 34. Hampton, 2; 35. (tie) Grand Valley St. and Minn. St.-Mankato, 1.

1984: 1. SIU-Edwardsville, 141¹/₂; 2. Cal St. Bakersfield, 93; 3. North Dakota St., 79¹/₂; 4. Morgan St., 56; 5. Northern Mich., 37¹/₂; 6. South Dakota St., 36¹/₂; 7. Neb.-Omaha, 31; 8. (tie) Humboldt St. and St. Cloud St., 28¹/₂; 10. Springfield, 28; 11. Augustana (S.D.), 27¹/₂; 12. Northwest Mo. St., 22¹/₂; 13. Ferris St., 21¹/₂; 14. San Fran. St., 20; 15. (tie) North Dakota and Portland St., 17¹/₂; 17. UNC Pembroke, 15; 18. Ashland, 14¹/₂; 19. Grand Valley St., 14; 20. Pitt.-Johnstown, 13¹/₂; 21. Oakland, 13; 22. UC Davis, 11; 23. Liberty, 10¹/₂; 24. Pfeiffer, 10; 25. Wis.-Parkside, 9; 26. Cal St. Sacramento, 8; 27. (tie) Indiana (Pa.) and Wright St., 6; 29. Central Fla., 5¹/₂; 30. Winston-Salem, 5; 31. Chicago St., 4¹/₂; 32. Cal St. Chico, 2¹/₂; 33. (tie) Livingstone and Minn. St.-Mankato, 2; 35. (tie) Longwood, Norfolk St., Northern Colo. and Southern Conn. St., 1.

1985: 1. SIU-Edwardsville, 132³/₄; 2. Neb.-Omaha, 84¹/₄; 3. Augustana (S.D.), 57; 4. Ashland, 50³/₄; 5. Edinboro, 48³/₄; 6. North Dakota St., 43¹/₂; 7. Cal St. Bakersfield, 43; 8. Humboldt St., 39¹/₂; 9. South Dakota St., 32¹/₂; 10. Wright St., 31¹/₄; 11. Portland St., 30¹/₂; 12. Northern Mich., 22¹/₂; 13. Liberty, 19¹/₄; 14. North Dakota, 19; 15. Wis.-Parkside, 16³/₄; 16. (tie) Lake Superior St., Northwest Mo. St. and San Fran. St., 14¹/₂; 19. Oakland, 13¹/₂; 20. Pitt.-Johnstown, 12; 21. Cal St. Chico, 10; 22. IUUC. W. Post, 7¹/₂; 23. (tie) Calif. (Pa.), Indianapolis, Livingstone, 7; 26. Ferris St., 6; 27. UNC Pembroke, 4¹/₄; 28. (tie) UC Davis, Norfolk St. and Virginia St., 3¹/₂; 31. (tie) Central Mo. St., Northern Colo., St. Cloud St. and Southern Conn. St., 1.

1986: 1. SIU-Edwardsville, 119; 2. Edinboro, 106¹/₂; 3. Cal St. Bakersfield, 81³/₄; 4. North Dakota St., 53³/₄; 5. Liberty, 36³/₄; 6. Augustana (S.D.), 33¹/₄; 7. Neb.-Omaha, 31¹/₄; 8. St. Cloud St., 26; 9. South Dakota St., 25¹/₂; 10. San Fran. St., 25; 11. Northern Mich., 23¹/₂; 12. Portland St., 22; 13. North Dakota, 21; 14. Calif. (Pa.), 20³/₄; 15. Northwest Mo. St., 20¹/₂; 16. Central Mo. St., 20; 17. Lake Superior St., 19; 18. Oakland, 17¹/₂; 19. (tie) Ashland, Norfolk St. and UNC Pembroke, 17; 22. Wright St., 16¹/₂; 23. Cal St. Chico, 16; 24.

Grand Valley St., 15¹/₂; 25. Pitt.-Johnstown, 12¹/₂; 26. Indianapolis, 4; 27. Southern Conn. St., 3; 28. Minn. St.-Mankato, 2; 29. Livingstone, 1¹/₂; 30. (tie) Humboldt St. and IUUC. W. Post, 1.

1987: 1. Cal St. Bakersfield, 90¹/₂; 2. SIU-Edwardsville, 69¹/₂; 3. North Dakota St., 62¹/₄; 4. North Dakota, 56³/₄; 5. Neb.-Omaha, 49¹/₂; 6. Liberty, 46; 7. Ferris St., 42¹/₂; 8. Portland St., 42; 9. San Fran. St., 32¹/₂; 10. South Dakota St., 30¹/₂; 11. Calif. (Pa.), 29; 12. Pitt.-Johnstown, 28¹/₂; 13. Lake Superior St., 24; 14. Wright St., 18¹/₄; 15. Southern Conn. St., 18; 16. Ashland, 17; 17. Grand Valley St., 15³/₄; 18. UNC Pembroke, 15¹/₂; 19. Central Mo. St., 14; 20. St. Cloud St., 13³/₄; 21. Indianapolis, 13¹/₂; 22. Wis.-Parkside, 11³/₄; 23. Humboldt St., 9¹/₂; 24. West Chester, 8; 25. Cal St. Chico, 7³/₄; 26. Northern Colo., 5; 27. Minn. St.-Mankato, 3¹/₂; 28. (tie) UC Davis and Winston-Salem, 2¹/₂; 30. (tie) Augustana (S.D.), Colorado Mines and Northern Mich., 2; 33. Norfolk St., 1¹/₂; 34. (tie) Gannon and Virginia St., 1.

1988: 1. North Dakota St., 88; 2. Neb.-Omaha, 81³/₄; 3. SIU-Edwardsville, 75; 4. Ferris St., 60; 5. North Dakota, 50³/₄; 6. South Dakota St., 41³/₄; 7. Portland St., 40³/₄; 8. Pitt.-Johnstown, 38³/₄; 9. Liberty, 35; 10. UNC Pembroke, 29¹/₄; 11. Southern Conn. St., 27¹/₂; 12. Springfield, 26¹/₂; 13. Calif. (Pa.), 26¹/₄; 14. Northern Mich., 23¹/₂; 15. Grand Valley St., 23¹/₄; 16. Ashland, 21; 17. Lake Superior St., 20¹/₂; 18. Cal St. Chico, 19; 19. Colorado Mines, 17¹/₂; 20. Central Mo. St., 11; 21. UC Davis, 9; 22. Augustana (S.D.), 8³/₄; 23. St. Cloud St., 6¹/₂; 24. Norfolk St., 5¹/₂; 25. Gannon, 3¹/₂; 26. (tie) Northern Colo. and Virginia St., 3; 28. (tie) San Fran. St. and Winston-Salem, 2; 30. (tie) Cheyney and Livingstone, 1¹/₂; 32. Minn. St.-Mankato, 1.

1989: 1. Portland St., 102¹/₂; 2. Ferris St., 56¹/₄; 3. (tie) Neb.-Omaha and North Dakota St., 50; 5. Pitt.-Johnstown, 42; 6. North Dakota, 41; 7. (tie) Calif. (Pa.) and South Dakota St., 38¹/₂; 9. Ashland, 37; 10. Grand Valley St., 36¹/₂; 11. SIU-Edwardsville, 27; 12. Lake Superior St., 25¹/₂; 13. (tie) Augustana (S.D.), Central Mo. St. and St. Cloud St., 24¹/₂; 16. Wis.-Parkside, 22¹/₂; 17. (tie) Buffalo, Colorado Mines and Norfolk St., 20¹/₂; 20. Cal St. Chico, 19¹/₂; 21. Humboldt St., 12; 22. UNC Pembroke, 8¹/₂; 23. UC Davis, 7; 24. Virginia St., 6¹/₂; 25. (tie) Minn. St.-Mankato and Springfield, 5; 27. (tie) Cheyney, Northern Colo. and Winston-Salem, 3; 30. Indianapolis, 2¹/₂; 31. (tie) Mansfield and San Fran. St., 2; 33. Mass.-Lowell, 1; 34. Longwood, 1/2.

1990: 1. Portland St., 100³/₄; 2. Central Okla., 96; 3. North Dakota, 60¹/₂; 4. Neb.-Omaha, 56³/₄; 5. North Dakota St., 39; 6. Wis.-Parkside, 37¹/₂; 7. (tie) Grand Valley St. and SIU-Edwardsville, 35; 9. Ferris St., 31; 10. Northern Colo., 29; 11. (tie) San Fran. St. and South Dakota St., 27; 13. Central Mo. St., 25³/₄; 14. Buffalo, 24; 15. Ashland, 20; 16. Cal St. Chico, 19¹/₂; 17. St. Cloud St., 16; 18. Virginia St., 15¹/₂; 19. (tie) Lake Superior St. and Winston-Salem, 12¹/₂; 21. Indianapolis, 11; 22. Calif. (Pa.), 10¹/₂; 23. (tie) Gannon and Mass.-Lowell, 9¹/₂; 25. (tie) UNC Pembroke and Pitt.-Johnstown, 8; 27. Cheyney, 7¹/₂; 28. Colorado Mines, 5³/₄; 29. Augustana (S.D.), 4; 30. Humboldt St., 3¹/₂; 31. Norfolk St., 1; 32. (tie) Longwood, Minn. St.-Mankato and Southern Conn. St., 1/2.

1991: 1. Neb.-Omaha, 79¹/₂; 2. Central Okla., 64; 3. Northern Colo., 60¹/₂; 4. North Dakota St., 49¹/₂; 5. Portland St., 48¹/₄; 6. Cal St. Chico, 36; 7. Lake Superior St., 32¹/₂; 8. Colorado Mines, 32; 9. SIU-Edwardsville, 30¹/₂; 10. (tie) Cheyney and South Dakota St., 28; 12. Ferris St., 26; 13. Humboldt St., 23; 14. Ashland, 22; 15. Winston-Salem, 20³/₄; 16. Neb.-Kearney, 19¹/₂; 17. Central Mo. St., 19; 18. (tie) Calif. (Pa.) and Wis.-Parkside, 17; 20. Minn. St.-Mankato, 15¹/₂; 21. (tie) Pitt.-Johnstown and Virginia St., 15; 23. St. Cloud St., 13³/₄; 24. UNC Pembroke, 13¹/₂; 25. San Fran. St., 11¹/₂; 26. Springfield, 9; 27. North Dakota, 7; 28. (tie) Gannon, Grand Valley St. and Southern Conn. St., 6¹/₂; 31. Indianapolis, 6; 32. Norfolk St., 5; 33. (tie) Buffalo and UC Davis, 3; 35. Augustana (S.D.), 1¹/₂; 36. Mass.-Lowell, 1/2.

1992: 1. Central Okla., 91¹/₂; 2. (tie) North Dakota St. and Portland St., 78¹/₂; 4. Northern Colo., 59; 5. Southern Colo., 51³/₄; 6. SIU-Edwardsville, 43; 7. North Dakota, 41¹/₂; 8. (tie) Neb.-Omaha and Pitt.-Johnstown, 40¹/₂; 10. Neb.-Kearney, 38¹/₂; 11. Ferris St., 34; 12. Lake Superior St., 28¹/₄; 13. Cheyney, 27¹/₂; 14. South Dakota St., 19; 15. Ashland, 13¹/₂; 16. Springfield, 13; 17. Southern Conn. St., 12¹/₂; 18. (tie) Augustana (S.D.), UC Davis and San Fran. St., 12; 21. Mass.-Lowell, 9¹/₂; 22. (tie) St. Cloud St. and Wis.-Parkside, 6; 24. Virginia

St., 5; 25. Grand Valley St., 4; 26. UNC Pembroke, 2 $\frac{1}{2}$; 27. Central Mo. St., 2; 28. Minn. St.-Mankato, 1 $\frac{1}{2}$; 29. Longwood, 1; 30. (tie) Kutztown and Mansfield, $\frac{1}{2}$.

1993: 1. Central Okla., 108 $\frac{1}{2}$; 2. Neb.-Omaha, 68; 3. North Dakota St., 65 $\frac{1}{2}$; 4. North Dakota, 39 $\frac{1}{2}$; 5. Ashland, 38 $\frac{1}{2}$; 6. South Dakota St., 37 $\frac{1}{4}$; 7. Ferris St., 37 $\frac{1}{2}$; 8. Lake Superior St., 36 $\frac{1}{2}$; 9. Pitt.-Johnstown, 34 $\frac{1}{2}$; 10. Neb.-Kearney, 32; 11. Colorado Mines, 29 $\frac{3}{4}$; 12. Augustana (S.D.), 29 $\frac{1}{2}$; 13. (tie) Northern Colo. and Portland St., 25 $\frac{1}{2}$; 15. Minn. St.-Mankato, 25; 16. Western St., 23 $\frac{1}{2}$; 17. Southern Colo., 22 $\frac{1}{2}$; 18. Adams St., 21 $\frac{1}{4}$; 19. Wis.-Parkside, 16; 20. (tie) Minn.-Duluth and Southern Conn. St., 11 $\frac{1}{2}$; 22. Truman, 9; 23. Central Mo. St., 5; 24. SIU-Edwardsville, 4 $\frac{1}{2}$; 25. (tie) Chadron St., UNC Pembroke and San Fran. St., 4; 28. Kutztown, 3 $\frac{1}{2}$; 29. (tie) Grand Valley St., Indianapolis, Mass.-Lowell and Springfield, 1; 33. Norfolk St., $\frac{1}{2}$.

1994: 1. Central Okla., 127 $\frac{1}{4}$; 2. Minn. St.-Mankato, 65 $\frac{1}{2}$; 3. Neb.-Omaha, 53; 4. South Dakota St., 51; 5. North Dakota St., 45 $\frac{1}{2}$; 6. Southern Colo., 42 $\frac{1}{2}$; 7. Pitt.-Johnstown, 35; 8. Adams St., 33 $\frac{1}{2}$; 9. Wis.-Parkside, 33; 10. Northern Colo., 30 $\frac{1}{2}$; 11. Ashland, 29; 12. Minn.-Duluth, 24 $\frac{1}{2}$; 13. Neb.-Kearney, 24; 14. (tie) North Dakota and Portland St., 20 $\frac{1}{2}$; 16. Lake Superior St., 20; 17. (tie) Norfolk St. and Southern Conn. St., 16 $\frac{1}{2}$; 19. Augustana (S.D.), 15 $\frac{1}{2}$; 20. Indianapolis, 14; 21. Chadron St., 12; 22. SIU-Edwardsville, 9 $\frac{1}{2}$; 23. San Fran. St., 9; 24. Carson-Newman, 8 $\frac{1}{2}$; 25. Ferris St., 7; 26. Springfield, 4 $\frac{1}{2}$; 27. Colorado Mines, 3 $\frac{1}{2}$; 28. (tie) Fort Hays St. and Truman, 3; 30. Western St., 2 $\frac{1}{2}$; 31. (tie) Cheyney, Fort Lewis and Kutztown, 1; 34. St. Cloud St., $\frac{1}{2}$.

1995: 1. Central Okla., 148; 2. Neb.-Omaha, 103; 3. North Dakota St., 84 $\frac{1}{2}$; 4. Pitt.-Johnstown, 57 $\frac{1}{2}$; 5. South Dakota St., 41; 6. Minn. St.-Mankato, 39 $\frac{1}{2}$; 7. Neb.-Kearney, 38; 8. San Fran. St., 33; 9. Wis.-Parkside, 27; 10. Adams St., 26 $\frac{1}{2}$; 11. Western St., 24 $\frac{1}{2}$; 12. Portland St., 23 $\frac{1}{2}$; 13. Norfolk St., 22 $\frac{1}{2}$; 14. Southern Colo., 22; 15. North Dakota, 21 $\frac{1}{2}$; 16. St. Cloud St., 20 $\frac{1}{2}$; 17. Northern Colo., 19; 18. Chadron St., 18 $\frac{1}{2}$; 19. Carson-Newman, 17 $\frac{1}{2}$; 20. Southern Conn. St., 14;

21. UNC Pembroke, 12 $\frac{1}{2}$; 22. Colorado Mines, 10 $\frac{1}{2}$; 23. Mass.-Lowell, 9 $\frac{1}{2}$; 24. American Int'l, 6; 25. Truman, 5; 26. (tie) Fort Hays St. and Indianapolis, 4 $\frac{1}{2}$; 28. SIU-Edwardsville, 4; 29. (tie) Ashland and Mansfield, 3; 31. (tie) Cheyney and Shippensburg, 2 $\frac{1}{2}$; 33. (tie) Central Mo. St. and Kutztown, 1 $\frac{1}{2}$; 35. Springfield, 1.

1996: 1. Pitt.-Johnstown, 86 $\frac{1}{2}$; 2. Central Okla., 81 $\frac{1}{2}$; 3. Neb.-Omaha, 70 $\frac{1}{2}$; 4. South Dakota St., 62 $\frac{1}{2}$; 5. Northern Colo., 61; 6. West Liberty St., 57; 7. Colorado Mines, 46 $\frac{1}{2}$; 8. Minn. St.-Mankato, 41 $\frac{1}{2}$; 9. San Fran. St., 40; 10. Western St., 33 $\frac{1}{2}$; 11. Adams St., 31; 12. Ashland, 29 $\frac{1}{2}$; 13. North Dakota St., 23 $\frac{1}{2}$; 14. Wis.-Parkside, 21; 15. Carson-Newman, 20 $\frac{1}{2}$; 16. St. Cloud St., 19; 17. Augustana (S.D.), 17 $\frac{1}{2}$; 18. (tie) North Dakota and Southern Conn. St., 14; 20. Moorhead St., 9 $\frac{1}{2}$; 21. (tie) Mass.-Lowell and Portland St., 9; 23. Central Mo. St., 7 $\frac{1}{2}$; 24. (tie) Fort Hays St. and SIU-Edwardsville, 6 $\frac{1}{2}$; 26. (tie) Northern St. and Southern Colo., 5; 28. Shippensburg, 4 $\frac{1}{2}$; 29. Kutztown, 4; 30. Neb.-Kearney, 3; 31. Chadron St., 2 $\frac{1}{2}$; 32. Southwest St., 2.

1997: 1. San Fran. St., 95; 2. Neb.-Omaha, 81; 3. Central Okla., 67; 4. South Dakota St., 65; 5. Pitt.-Johnstown, 63; 6. Western St., 48 $\frac{1}{2}$; 7. North Dakota St., 48; 8. (tie) Northern Colo. and West Liberty St., 32; 10. Fort Hays St., 30 $\frac{1}{2}$; 11. Moorhead St., 29; 12. Augustana (S.D.), 28 $\frac{1}{2}$; 13. North Dakota, 27 $\frac{1}{2}$; 14. SIU-Edwardsville, 27; 15. Southern Colo., 25 $\frac{1}{2}$; 16. Adams St., 25; 17. Minn. St.-Mankato, 24; 18. Central Mo. St., 23; 19. Chadron St., 19 $\frac{1}{2}$; 20. St. Cloud St., 18; 21. Southwest St., 17; 22. Ashland, 11; 23. Colorado Mines, 8 $\frac{1}{2}$; 24. (tie) American Int'l, Carson-Newman and Wis.-Parkside, 5; 27. (tie) Gardner-Webb and Neb.-Kearney, 4 $\frac{1}{2}$; 29. Mansfield, 3; 30. Mass.-Lowell, 2; 31. Kutztown, 1 $\frac{1}{2}$; 32. (tie) Indianapolis and Truman, 1; 34. UNC Pembroke, $\frac{1}{2}$.

1998: 1. North Dakota St., 112; 2. South Dakota St., 78; 3. Pitt.-Johnstown, 66; 4. Central Okla., 61; 5. Southern Colo., 56; 6. Neb.-Omaha, 55 $\frac{1}{2}$; 7. Minn. St.-Mankato, 52 $\frac{1}{2}$; 8. Northern Colo., 41 $\frac{1}{2}$; 9. Neb.-Kearney, 41; 10. Carson-Newman, 33; 11. Adams St., 30 $\frac{1}{2}$; 12. Fort Hays St., 29; 13. San Fran. St., 28 $\frac{1}{2}$;

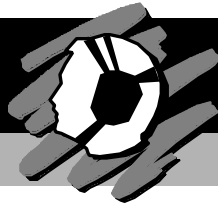
14. Western St., 27; 15. Central Mo. St., 25 $\frac{1}{2}$; 16. Ashland, 24 $\frac{1}{2}$; 17. Southwest St., 22; 18. SIU-Edwardsville, 19 $\frac{1}{2}$; 19. Colorado Mines, 19; 20. Wis.-Parkside, 18 $\frac{1}{2}$; 21. Indianapolis, 13; 22. Augustana (S.D.), 12 $\frac{1}{2}$; 23. Chadron St., 12; 24. Kutztown, 11 $\frac{1}{2}$; 25. Moorhead St., 7 $\frac{1}{2}$; 26. (tie) Gardner-Webb and North Dakota, 3; 28. (tie) Minn.-Morris and Shippensburg, 2 $\frac{1}{2}$; 30. American Int'l, 2; 31. Truman, 1 $\frac{1}{2}$; 32. (tie) Mansfield, St. Cloud St. and West Liberty St., $\frac{1}{2}$.

1999: 1. Pitt.-Johnstown, 110; 2. Neb.-Omaha, 105 $\frac{1}{2}$; 3. Central Okla., 72 $\frac{1}{2}$; 4. Southern Colo., 70 $\frac{1}{2}$; 5. South Dakota St., 63; 6. Minn. St.-Mankato, 60 $\frac{1}{2}$; 7. North Dakota St., 54 $\frac{1}{2}$; 8. (tie) Adams St. and Western St., 28 $\frac{1}{2}$; 10. Carson-Newman, 27 $\frac{1}{2}$; 11. Fort Hays St., 26; 12. (tie) Ashland and Augustana (S.D.), 23; 14. St. Cloud St., 21 $\frac{1}{2}$; 15. Northern Colo., 20; 16. (tie) Chadron St., Colorado Mines and Shippensburg, 13 $\frac{1}{2}$; 19. (tie) San Francisco St. and Truman, 12 $\frac{1}{2}$; 21. Moorhead St., 10 $\frac{1}{2}$; 22. (tie) Central Mo. St. and Gannon, 9 $\frac{1}{2}$; 24. Binghamton, 8; 25. Gardner-Webb, 7; 26. (tie) Minn.-Morris and Southwest St., 6 $\frac{1}{2}$; 28. (tie) Central Wash. and West Liberty St., 6; 30. (tie) Kutztown and Wis.-Parkside, 3; 32. Northern St., 2 $\frac{1}{2}$; 33. (tie) Indianapolis and SIU-Edwardsville, 2.

2000: 1. North Dakota St., 91 $\frac{1}{2}$; 2. Central Okla., 75; 3. Neb.-Omaha, 73 $\frac{1}{2}$; 4. South Dakota St., 72; 5. Pitt.-Johnstown, 58; 6. Ashland, 48; 7. Minn. St.-Mankato, 43; 8. Neb.-Kearney, 34; 9. Fort Hays St., 32; 10. Carson-Newman, 31 $\frac{1}{2}$; 11. San Fran. St., 29; 12. Shippensburg, 28 $\frac{1}{2}$; 13. Western St., 26 $\frac{1}{2}$; 14. Central Mo. St., 25 $\frac{1}{2}$; 15. SIU-Edwardsville, 22 $\frac{1}{2}$; 16. Southern Colo., 20 $\frac{1}{2}$; 17. (tie) American Int'l and Central Wash., 15; 19. West Liberty St., 14; 20. (tie) Chadron St. and Moorhead St., 12 $\frac{1}{2}$; 22. (tie) Anderson (S.C.) and Gannon, 12; 24. (tie) Augustana (S.D.) and Truman, 8 $\frac{1}{2}$; 26. Wis.-Parkside, 8; 27. St. Cloud St., 5 $\frac{1}{2}$; 28. (tie) Adams St. and Northern Colo., 4. 30. Kutztown, 3 $\frac{1}{2}$; 31. Indianapolis, 2 $\frac{1}{2}$.

Wrestling

DIVISION III



2000 Championships

Highlights

Augsburg wins sixth title: Augsburg College posted one of the most dominant performances in NCAA history, winning its sixth championship at the Ohio Northern University Sports Center March 3-4.

The Auggies claimed four individual national titles and scored the second-most points in a Division III championship with 136. The runner-up, Wartburg, finished 48 points behind Augsburg, the second-largest gap in championships history.

The Auggies have won all their titles in the last 10 years, previously winning championships in 1991, 1993, 1995, 1997 and 1998.

Augsburg senior Josh Cagle earned National Wrestling Coaches Association Most Outstanding Wrestler honors and capped a perfect 40-0 year with a 7-3 win over Montclair State's Rami Ratel in the 149-pound championship match. Nick Slack (174), Josh Clausen (197) and Ben Bauer (heavyweight) were Augsburg's other national champions.

TEAM STANDINGS

1. Augsburg	136	18. Lawrence	17 1/2	35. Norwich	4
2. Wartburg	88	19. Coast Guard	16	36. Millikin	3 1/2
3. Montclair St.	69	20. Wheaton (Ill.)	15 1/2	37. John Carroll	3
4. Brockport St.	45 1/2	21. St. John's (Minn.)	14 1/2	38. Illinois Col.	2 1/2
5. Lycoming	42 1/2	22. Augustana (Ill.)	11 1/2	Wis.-Stevens Point	2 1/2
6. Wis.-La Crosse	40 1/2	23. Oswego St.	10 1/2	40. Olivet	2
7. Delaware Valley	38 1/2	24. Wilmington (Ohio)	10	Simpson	2
8. Buena Vista	37	25. Wilkes	9 1/2	Oneonta St.	2
9. Messiah	31 1/2	26. Mount Union	7	Wabash	2
10. Springfield	30 1/2	27. Coe	6 1/2	York (Pa.)	2
11. Luther	29	28. Manchester	6	45. Muskingum	1 1/2
12. Upper Iowa	28 1/2	29. Baldwin-Wallace	5 1/2	Plymouth St.	1 1/2
13. Pacific (Ore.)	22 1/2	Ohio Northern	5 1/2	Trinity	1 1/2
14. Loras	22	Rochester Inst.	5 1/2	48. Muhlenberg	1
15. Ithaca	21 1/2	32. New York U.	5	49. Case Reserve	1
16. Col. of New Jersey	19 1/2	Roger Williams	5	Mt. St. Joseph	1/2
17. Western Md.	19	34. Waynesburg	4 1/2		

INDIVIDUAL RESULTS

125-POUND CLASS

MAIN BRACKET

First round—Darin Bertram, Augsburg pinned Vinny Pedalino, Western Md., 6:55; Nick Hessler, Augustana (Ill.) def. Joe Metcalf, Mount Union, 8-4; Calvin Johnson, Springfield def. Zach Audetah, Luther, 2-1; Anthony Conte, Col. of New Jersey def. Adam Mergen, St. John's (Minn.), 11-2; Greg Lehman, Illinois Col. def. Felix Martinez, Ithaca, 8-5; Britt Marolf, Simpson def. Davey Starks, Wis.-Eau Claire, 12-4.

Quarterfinals—Bertram def. Hessler by technical fall, 15-0 at 7:00; Michael Jones, Delaware Valley def. Johnson, 4-1; Conte def. Greg Lehman, 16-2; Zac Weiglein, Wartburg def. Marolf, 14-3.

Semifinals—Bertram def. Jones, 10-2; Weiglein def. Conte, 6-3.

Finals—Weiglein def. Bertram, 4-2. Third place — Conte def. Jones, 7-5. Fifth place — Pedalino def. Martinez, 6-4. Seventh place — Hessler def. Lehman, 3-1, sudden victory.

WRESTLEBACKS

First round—Martinez def. Mergen, 9-4; Pedalino def. Metcalf, 4-2.

Quarterfinals—Martinez def. Johnson, 2-1 (tb); Hessler def. Starks, 3-2; Pedalino def. Marolf, 4-2; Lehman def. Audetah, 7-4.

Semifinals—Martinez def. Hessler, 4-3; Pedalino pinned Lehman, 1:35.

Finals—Conte def. Martinez, 8-3; Jones def. Pedalino, 4-1.

133-POUND CLASS

MAIN BRACKET

First round—Bob Ulrich, Norwich pinned Brady Holtz, Wis.-Stevens Point, 2:56.

Second round—John Marchette, Augsburg def. Mike Marcucio, Trinity, 12-4; Francisco Bermudez, Millikin def. Chris Grecol, Muskingum, 3-1; Rick Schwietzberger, Buena Vista def. Dan Flounders, Col. of New Jersey by technical fall, 16-0; Ulrich def. John Conte, Wilkes 3-1, Jesus Wilson, Upper Iowa def. Frank Palumbo, Brockport St., 9-5; Tom Hall, Ithaca def. Jason Rogers, Wis.-Whitewater, 12-11; Mike Corsiglia, Coe def. Jamie Pales, Augustana (Ill.), 3-2; Ben Kritsonis, Wartburg def. Steve Kareha, Gettysburg by technical fall, 22-7.

Quarterfinals—Marchette def. Bermudez, 11-3; Schwietzberger pinned Ulrich, 4:47; Wilson def. Hall, 14-8; Kritsonis def. Corsiglia by technical fall, 23-7 at 6:52.




Photo by Jamie Sabau/NCAA Photos

Josh Clausen of Augsburg takes down Brockport State's Eric Vaughn in the 197-pound title match. Clausen won the match, helping the Auggies to the NCAA title.

Semifinals—Schwietzberger def. Marchette, 5-3 by sudden victory; Wilson pinned Kritsonis, 2:35.

Finals—Wilson def. Schwietzberger, 8-4. Third place — Kritsonis def. Conte, 17-12. Fifth place — Palumbo def. Marchette, medical forfeit. Seventh place — Corsiglia def. Bermudez, medical forfeit.

WRESTLEBACKS

First round—Holtz def. Kareha, 9-2.

Second round—Palumbo def. Rogers, 10-3; Pales def. Holtz, 10-6; Marcucio def. Grecol, 5-3; Conte def. Flouders, 8-7.

Quarterfinals—Palumbo def. Ulrich, 9-3; Bermudez def. Pales, 6-2; Corsiglia def. Marcucio, 6-3; Conte def. Hall, 3-2.

Semifinals—Palumbo def. Bermudez, 3-2; Conte def. Corsiglia, 6-2.

Finals—Conte def. Marchette, 5-1; Kritsonis def. Palumbo, 18-7.

141-POUND CLASS

MAIN BRACKET

First round—Florian Ghinea, Montclair St. def. Steven Swope, Simpson, 15-10; Shawn Whyte, Waynesburg def. Lenny Baker, Brockport St., 3-1; Keith Poloskey, Springfield def. Patrick Curry, Ursinus, 6-4; Brian Jones,

Augsburg def. Ryan Normandin, Col. of New Jersey, 7-4; Casey Doyle, Wartburg def. Jon Saylor, Ohio Northern, 12-3; Bryan Klass, Delaware Valley, def. Mark Forosi, Trinity (Conn.), 10-6; Rob Anderson, Wis.-La Crosse def. Emery Petchauer, Wheaton (Ill.), 6-2.

Quarterfinals—Ghinea def. Whyte 16-5; Brian Jones, Augsburg def. Poloskey, 7-3; Doyle pinned Klass, 5:23; Anderson def. Mark Van Beck, Buena Vista, 2-1.

Semifinals—Ghinea def. Jones, 10-6; Anderson def. Doyle, 7-4.

Finals—Ghinea def. Anderson, 7-4. Third place — Poloskey def. Klass, 15-1. Fifth place — Jones def. Doyle, 4-3. Seventh place — Van Beck def. Whyte, 4-3.

WRESTLEBACKS

First round—Forosi def. Saylor, 8-7; Baker def. Swope, 3-2; Normandin def. Curry, 3-2.

Quarterfinals—Poloskey def. Forosi, 6-3; Whyte pinned Petchauer, 2:24; Van Beck def. Baker, 4-3; Klass pinned Normandin, 2:57.

Semifinals—Poloskey def. Whyte, 6-5; Klass def. Van Beck, 5-1; Jones, bye; Doyle, bye.

Finals—Poloskey def. Doyle, 10-9; Klass def. Jones, 11-10.

149-POUND CLASS

MAIN BRACKET

First round—Doug Maritato, York (Pa.) def. Jesse Reyerson, Luther 5-2.

Second round—Josh Cagle, Augsburg pinned Maritato, 2:02; Craig Collins, Loras def. Chad Sinclair, Norwich, 4-2, Jimmy Wallace, Wilmington (Ohio) def. Andy Faust, Muhlenberg, 15-5; Josh Hardman, Manchester def. Ashley Grillo, Rochester Inst., 9-3; Rami Ratel, Montclair St. def. Pat Kearns, Wis.-La Crosse by technical fall, 19-2 at 6:47; Brad Rowe, Brockport St. def. Nathaniel Cross, Augustana (Ill.), 6-5; Royce Eyer, Lycoming pinned Mike Markovic, John Carroll, 0:24; Nick Mitchell, Wartburg def. Chet Zdanczewicz, Wis.-Stevens Point, 4-1.

Quarterfinals—Cagle def. Collins by technical fall, 15-0 at 4:01; Wallace, Wilmington (Ohio) def. Hardman, 17-5; Ratel def. Rowe, Brockport St. by technical fall, 20-5 at 4:33; Eyer def. Mitchell, 5-0.

Semifinals—Cagle def. Wallace by technical fall, 16-0; Ratel def. Eyer, 10-5.

Finals—Cagle def. Ratel, 7-3. Third place — Mitchell def. Eyer, 5-3. Fifth place — Wallace def. Cross, 10-6. Seventh place — Collins def. Rowe, 6-3.

WRESTLEBACKS

First round—Kearns def. Reyerson, 4-1.

Second round—Cross def. Kearns, 12-10; Zdanczewicz def. Markovic, 18-4; Maritato def. Sinclair, 4-1; Faust def. Grillo, 6-5.

Quarterfinals—Cross def. Hardman, 6-1; Collins def. Zdanczewicz, 3-2; Mitchell def. Maritato, 6-1; Rowe pinned Faust, 3:53.

Semifinals—Cross def. Collins, 3-2; Mitchell def. Rowe, 15-1.

Finals—Eyer def. Cross, 6-2; Mitchell def. Wallace, 2-0.

157-POUND CLASS

MAIN BRACKET

First round—Ryan Ciotoli, Ithaca def. James Henderson, Col. of New Jersey, 6-0; Justin Baker, Augsburg def. Jim Kessen, John Carroll, 3-2; Dan Weber, Wheaton (Ill.) def. Rob Johns, Western Md., 13-2; Darrell Carr, Manchester def. Dustin Veenendall, Wis.-La Crosse, 3-2; Chris Smith, Wartburg def. Mike Oldham, New York U, 3-1; Mike Longobardi, Oneonta St. def. Pete Doucet, Roger Williams, 8-0; Mike Bena, Springfield def. Ben Barclay, Luther, 5-1; Mike Helm, Messiah def. Roberto Padilla, Brockport St., 4-2;

Quarterfinals—Ciotoli def. Baker, 4-1; Weber def. Carr, 8-0; Smith def. Longobardi, 3-2, sudden victory; Helm def. Mike Bena, Springfield, 9-2.

Semifinals—Ciotoli def. Weber, 1-0; Helm def. Smith, 3-2.

Finals—Helm def. Ciotoli, 5-1. Third place — Weber def. Smith, 4-3. Fifth place — Barclay def. Henderson, 4-1. Seventh place — Johns def. Doucet, 10-2.

WRESTLEBACKS

First round—Doucet def. Oldham, by medical forfeit; Barclay def. Padilla, 5-1; Henderson def. Kessen, 3-2;

Johns def. Veenendall, 2-1.

Second round—Doucet def. Carr, 12-3; Barclay def. Baker, 3-2 (sv); Henderson def. Bena, 2-1; Johns def. Longobardi, 7-3.

Finals—Smith def. Barclay, 8-5; Weber pinned Henderson, 1:06.

165-POUND CLASS

MAIN BRACKET

First round—Tony Abbott, Augsburg pinned Jose Gonzalez, Johns Hopkins, 2:07.

Second round—Andy Krueger, Buena Vista def. Jason Carr, Manchester, 7-5; Jorge Borgen, Upper Iowa def. Thorvin Apland, St. Olaf, 8-5; Chris Fertig, Coast Guard def. Matt Werner, Wis.-Whitewater, 8-7; Jeff Freidhof, Luther def. Eric Walker, Lycoming, 5-4; Darren Linton, Augustana (Ill.) def. Abbott, 8-4; Chris Roggie, Messiah def. Justin Holdgrafer, Wartburg, 3-1; Mike Ferris, Brockport St. def. Jeremy Abfalter, St. John's (Minn.), 14-7; Dominic Dellagatta, Montclair St. def. Dan Anderson, Mount Union, 6-0.

Quarterfinals—Krueger def. Borgen, 2-2, tiebreaker; Fertig def. Freidhof, 16-10; Roggie pinned Linton, 5:42; Dellagatta, def. Ferris, 9-7.

Semifinals—Fertig def. Krueger, 2-1; Dellagatta def. Roggie, 8-3.

Finals—Dellagatta def. Fertig, 8-5. Third place — Walker def. Roggie, 3-1. Fifth place — Krueger def. Anderson, 3-1. Seventh place — Freidhof def. Ferris, 6-1.

WRESTLEBACKS

First round—Carr pinned Gonzalez, 1:38.

Quarterfinals—Holdgrafer def. Abbott, 12-3; Anderson def. Abfalter, 11-8; Carr def. Apland, 5-4; Walker def. Werner, 9-8 (tb).

Semifinals—Anderson def. Freidhof, 4-3; Ferris pinned Carr, 5:55; Walker def. Linton, 1-1 (tb).

Finals—Roggie def. Anderson, 3-2; Walker def. Krueger, 2-1 (sv).

174-POUND CLASS

MAIN BRACKET

First round—Andrew Melton, Wis.-La Crosse def. Ben Baker, Plymouth St., 7-4; Brad Christie, Montclair St. def. Mike Margelis, Delaware Valley, 5-2; Dustin Cichocki, Olivet def. Wes Kapping, Wis.-Stevens Point, 7-4.

Second round—Nick Slack, Augsburg def. Justin Dix, Cornell College, 9-1; Kevin Atkins, Baldwin-Wallace pinned Melton, 5:00; Sevond Cole, Buena Vista def. Tony Wallace, Rochester Inst., 5-2; Brandon Holmberg, Wartburg def. Chris Beck, Gettysburg, 9-4; Josh DeMarco, Ohio Northern def. Christie, 7-3; Ross Mueller, Lawrence pinned Brendan Harris, Coast Guard, 4:11; Rob Murray, Loras def. Cichocki, 5-4; John Roden, Springfield def. Chris Gross, St. John's (Minn.), 7-2.

Quarterfinals—Slack def. Atkins, 7-2; Cole def. Holmberg, 10-6; Mueller def. DeMarco, 12-3; Roden def. Murray, 5-0.

Semifinals—Slack def. Cole, 9-4; Roden def. Mueller, 3-2.

Finals—Slack def. Roden, 8-0. Third place — Mueller def. Murray, 9-1. Fifth place — Christie pinned Cole, 5:39. Seventh place — Wallace def. Atkins, 9-3.

WRESTLEBACKS

First round—Baker def. Harris, 12-3; Margelis pinned Dix, 3:15; Wallace def. Kapping, 17-8.

Quarterfinals—Christie def. Baker, 12-3; Cichocki def. Gross, 9-2; Melton pinned Margelis, 1:36; Wallace def. Beck, 12-4.

Semifinals—Christie def. Holmberg, 3-2 (sv); Atkins def. Cichocki, 5-2; Murray def. Melton, 5-4; Wallace def. DeMarco, 9-3.

Finals—Mueller def. Christie, 4-1; Murray def. Cole, 4-3.

184-POUND CLASS

MAIN BRACKET

First round—Jeremy Miller, Wis.-La Crosse def. Jared Combs, Mt. St. Joseph, 7-2; Ron Riquiere, Oswego St. def. Tavis Adams, Muskingum, 4-2; Ryan Tietz, St. John's (Minn.) pinned Andy Povenski, Delaware Valley, 6:54; Joe Perez, Brockport St. def. Adam Kolo, Wis.-Eau Claire, 9-6; Carson Andorf, Wartburg, def. Tyras Bookman, New York U, 3-2; Ian Courter, Pacific (Ore.) def. Conan

Leary, Williams, 15-7; Charlie Conaway, Western Md. pinned Andy Kazik, Lawrence, 3:32; Nik Lewandowski, Augsburg def. Gene Adams, Luther, 9-4.

Quarterfinals—Miller, Wis.-La Crosse def. Riquiere, 13-3; Perez def. Tietz, 3-2; Courter def. Andorf, 5-2; Lewandowski def. Conaway, 13-3.

Semifinals—Miller def. Perez, 7-2; Courter def. Lewandowski, 3-1, sudden victory.

Finals—Miller def. Courter, 10-3. Third place — Lewandowski def. Povenski, 2-0. Fifth place — Perez def. Adams, 5-2. Seventh place — Bookman def. Conaway, 12-4.

WRESTLEBACKS

First round—Bookman def. Leary, 13-4; G. Adams def. Kazik, 3-2; Combs def. T. Adams, 8-6; Povenski pinned Kolo, 4:28.

Quarterfinals—Bookman def. Tietz, 10-5; G. Adams def. Riquier, 9-7; Conaway pinned Combs, 3:6; Povenski def. Andorf, 3-2.

Semifinals—G. Adams def. Bookman, 10-5; Povenski pinned Conaway, 1:29.

Finals—Lewandowski def. G. Adams, 2-1; Povenski def. Perez, 6-5.

197-POUND CLASS

MAIN BRACKET

First round—Eric Vaughn, Brockport St. def. Desi Molina, Case Western, 13-3; Paul Grigsby, Ohio Northern def. Art Mattes, Elizabethtown, 8-3; Bart Bly, Wis.-La Crosse def. Clifton Thompson, Upper Iowa, 8-3; Brandon Novak, St. John's (Minn.) def. Chris McNally, Western Md., 6-5; Matt Buskohl, Wartburg def. Titus Folden, Pacific (Ore.), 3-1; Dave Doebel, Buena Vista def. Adam Angelozzi, Col. of New Jersey, 6-1; Andy Lausier, Lycoming def. Neil Bergren, Springfield, 11-3; Josh Clausen, Augsburg def. Wade Chapman, Muskingum, 11-7.

Quarterfinals—Vaughn def. Grigsby, 8-0; Novak def. Bly, 9-5; Buskohl def. Doebel, 3-1; Clausen def. Lausier, 5-3.

Semifinals—Vaughn def. Novak, 6-1; Clausen def. Buskohl, 8-4.

Finals—Clausen def. Vaughn, 3-2. Third place — Novak def. Buskohl, 5-1. Fifth place — Folden def. Thompson, 2-1. Seventh place — Grigsby def. Lausier, 5-2.

WRESTLEBACKS

First round—Folden def. Angelozzi, 6-2; Chapman def. Bergren, 14-4; Molina def. Mattes, 8-4; Thompson def. McNally, 6-1.

Quarterfinals—Folden def. Bly, 8-1; Grigsby def. Chapman, 7-1; Lausier def. Molina, 8-4; Thompson def. Doebel, 6-4.

Semifinals—Folden def. Grigsby, 6-2; Thompson def. Lausier, 3-2.

Finals—Buskohl def. Folden, 2-1; Novak def. Thompson, 2-1.

HEAVYWEIGHT CLASS

MAIN BRACKET

First round—Kris O'Rear, Wartburg def. Anthony Casciano, Col. of New Jersey, 10-0; Don LeRoux, Loras def. Ryan Mills, Wabash, 5-2; Scott Fischer, Lawrence def. Jason Ott, Wis.-La Crosse, 7-6; Jason Turner, Oswego St. def. Eric Urdzik, John Carroll, 5-4; Brett Stender, Luther def. Tyler Cathey, Muhlenberg, 11-4.

Quarterfinals—Rob Cospier, Lycoming def. O'Rear, 3-2; LeRoux def. Marcelle Roberson, Springfield, 2-1; Turner def. Fischer, 7-2; Ben Bauer, Augsburg def. Stender, 4-3.

Semifinals—Cospier def. LeRoux, 1-1, tiebreaker; Bauer def. Turner, 8-4.

Finals—Bauer def. Cospier, 2-1. Third place — Stender def. Turner, 7-4. Fifth place — LeRoux def. O'Rear, 0-0, tiebreaker. Seventh place — Urdzik def. Mills, 7-6.

WRESTLEBACKS

First round—Urdzik def. Ott, 4-3.

Quarterfinals—Urdzik def. Roberson, 0-0 (tb); O'Rear def. Cathey, 6-1; Stender def. Casciano, 6-1; Mills def. Fischer, 6-0.

Semifinals—O'Rear def. Urdzik, 3-0; Stender def. Mills, 9-4.

Finals—Turner def. O'Rear, 2-1; Stender pinned LeRoux, 4:51.

History

Team Results

Year	Champion	Coach	Points	Runner-Up	Points	Host or Site	Championships Total Attendance
1974.....	Wilkes	John Reese	135 1/2	John Carroll	86 1/2	Wilkes	—
1975.....	John Carroll	Tony DeCarlo	111	Montclair St.	96	John Carroll	—
1976.....	Montclair St.	Lary Sciacchetano	143	John Carroll	112 1/4	Coe	4,857
1977.....	Brockport St.	Donald Murray	99 1/4	Humboldt St.	93	Binghamton	6,172
1978.....	Buffalo	Edward Michael	91 3/4	Millersville	90	Wheaton (Ill.)	1,159
1979.....	Col. of New Jersey	Dave Icenhower	77 3/4	Brockport St.	77 1/2	Humboldt St.	2,366
1980.....	Brockport St.	Donald Murray	111 1/4	Col. of New Jersey	88 3/4	Coast Guard	2,586
1981.....	Col. of New Jersey	Dave Icenhower	111 3/4	Brockport St.	100	John Carroll	3,172
1982.....	Brockport St.	Donald Murray	111 1/2	Col. of New Jersey	93 1/2	Cortland St.	2,690
1983.....	Brockport St.	Donald Murray	85 3/4	Col. of New Jersey	80 3/4	Wheaton (Ill.)	2,608
1984.....	Col. of New Jersey	Dave Icenhower	96 3/4	Augsburg	68 1/2	Binghamton	2,466
1985.....	Col. of New Jersey	Dave Icenhower	67	Central (Iowa)	59 1/4	Augustana (Ill.)	2,670
1986.....	Montclair St.	Steve Strellner	87 1/4	Brockport St.	78	Col. of New Jersey	3,371
1987.....	Col. of New Jersey	Dave Icenhower	107 1/2	Brockport St.	70 3/4	Buffalo	3,869
1988.....	St. Lawrence	John Clark	71	Montclair St.	66 3/4	Wheaton (Ill.)	3,156
1989.....	Ithaca	John Murray	72 1/2	Delaware Valley	64 1/2	John Carroll	3,938
1990.....	Ithaca	John Murray	81	Augsburg	64	Ithaca	5,579
1991.....	Augsburg	Jeff Swenson	92	Col. of New Jersey	59 1/2	Augustana (Ill.)	4,515
1992.....	Brockport St.	Donald Murray	76 1/2	Augsburg	62 1/2	Col. of New Jersey	2,139
1993.....	Augsburg	Jeff Swenson	93	Wartburg	92	Coast Guard	1,057
1994.....	Ithaca	John Murray	77 3/4	Wartburg	75	Wis.-Stevens Point	4,003
1995.....	Augsburg	Jeff Swenson	84 1/2	Col. of New Jersey	76 1/2	Augustana (Ill.)	4,900
1996.....	Wartburg	Jim Miller	95 1/2	Augsburg	89 1/2	Cortland St.	2,161
1997.....	Augsburg	Jeff Swenson	122	Wartburg	80	Ohio Northern	4,284
1998.....	Augsburg	Jeff Swenson	132	Wartburg	90	Cedar Falls, Iowa	9,308
1999.....	Wartburg	Jim Miller	117 1/2	Augsburg	116	Col. of New Jersey	5,155
2000.....	Augsburg	Jeff Swenson	136	Wartburg	88	Ohio Northern	—

TEAM CHAMPIONSHIPS

Augsburg 6, Brockport St. 5, Col. of New Jersey 5, Ithaca 3, Montclair St. 2, Wartburg 2, Buffalo, John Carroll, St. Lawrence, Wilkes, 1 each.

TOP-TEN TEAM FINISHES

	No.	Best Finish	Year
Albany (N.Y.)*.....	4	3rd	1987
Ashland (Il).....	3	3rd	1976
Augsburg.....	16	1st	6 times
Augustana (Ill.).....	6	4th	1992
Binghamton (Il).....	6	3rd	1984
Brockport St.	20	1st	5 times
Buena Vista.....	10	3rd	1986
Buffalo (Il).....	5	1st	1978
Case Reserve.....	1	10th	1994
Central (Iowa).....	7	2nd	1985
Concordia-M'head.....	1	9th	1978
Cortland St.	5	3rd	1990
Delaware Valley.....	6	2nd	1989
Elizabethtown.....	1	9th	1977
Gettysburg.....	2	Tie 8th	1976

	No.	Best Finish	Year
Humboldt St. *.....	6	2nd	1977
Ithaca.....	9	1st	1989-90-94
John Carroll.....	16	1st	1975
Kean*.....	3	9th	1994
Loras.....	2	7th	1992
Luther.....	2	8th	1983-90
Lycoming.....	5	5th	2000
Manchester.....	3	6th	1997-98
Maryville*.....	1	10th	1979
Mass.-Maritime*.....	1	6th	1976
Messiah.....	1	9th	2000
Millersville (I).....	6	2nd	1978
Minn.-Morris (Il).....	5	3rd	1981
Montclair St.	14	1st	1976-86
Moravian.....	1	Tie 8th	1993
Mount Union.....	2	8th	1994
Col. of New Jersey.....	18	1st	5 times
Olivet.....	1	9th	1984
Oswego St.	5	3rd	1982
Pacific (Ore.).....	1	8th	1999
Potsdam St. *.....	2	4th	1975

	No.	Best Finish	Year
Rochester Inst.	2	8th	1998
Salisbury St. *.....	3	3rd	1979-80
Simpson.....	2	5th	1998
St. John's (Minn.).....	2	7th	1999
St. Lawrence*.....	10	1st	1988
St. Thomas (Minn.).....	2	3rd	1991
Springfield.....	5	7th	1996-98
Wartburg.....	10	1st	1996-99
Wheaton (Ill.).....	2	9th	1981-82
Wilkes.....	1	1st	1974
William Penn.....	1	10th	1979
Wis.-La Crosse.....	6	3rd	1998
Wis.-Oshkosh.....	1	6th	1982
Wis.-Platteville.....	2	7th	1981
Wis.-River Falls.....	1	3rd	1985
Wis-Stevens Point.....	8	5th	1996-97
Wis-Whitewater.....	5	7th	1987

*No longer sponsors wrestling
 (I) Now a Division I team
 (II) Now a Division II team

INDIVIDUAL CHAMPIONSHIPS

Montclair St. 26, Brockport St. 22, Col. of New Jersey 19, Augsburg 22, John Carroll 16, Wartburg 12, St. Lawrence 9, Augustana (Ill.) 7, Delaware Valley 7, Ithaca 6, Millersville 6, Salisbury St. 6, Albany (N.Y.) 5, Buena Vista 5, Wilkes 5, Binghamton 4, Central (Iowa) 4, Humboldt St. 5, Luther 4, Minn.-Morris 4, Rochester Inst. 4, Upper Iowa 4, Wheaton (Ill.) 4, Case Reserve 3, Cortland St. 3, Lycoming 3, Simpson 3, Wis.-La Crosse 4, Wis.-Stevens Point 3, Wis.-Whitewater 3, Allegheny 2, Baldwin-Wallace 2, Buffalo 2, Chicago 2, Elizabethtown 2, Loras 2, Ohio Northern 2, Oswego St. 2, Potsdam St. 2, Rowan 2, Wis.-River Falls 2, Ashland, Concordia-M'head, Cornell College, Dubuque, Gettysburg, Kean, Lake Superior St., Messiah, Moravian, Mount Union, Muskingum, Norwich, Olivet, Rhode Island Col., Ripon, St. John's (Minn.), St. Thomas (Minn.), William Penn, Wis.-Stout, 1 each.

Championships Records

NUMBER OF INDIVIDUAL CHAMPIONS, YEAR

4—John Carroll, 1975; Montclair St., 1976; Augsburg, 2000.
3—Wilkes, 1974; John Carroll, 1976; Salisbury St., 1979; Col. of New Jersey, 1981-87; Brockport St., 1982-83; Montclair St., 1988; Delaware Valley, 1989; Augsburg, 1993.

REPEAT CHAMPIONS

3—Tim Jacoutot, Col. of New Jersey (118-pound 1985-87-88); Ken Mallory, Montclair St. (134-pound 1977-78-79); John Monaco, Montclair St. (167-pound 1985-87, 177-pound 1986); Shaun Smith, Delaware Valley (142-pound 1985-86-89); Jim Weir, John Carroll (158-pound 1976, 167-pound 1977-78); Raphael Wilson, Augustana (Ill.) (134-pound 1992, 142-pound 1994-95); Matt Hamill, Rochester Inst. (167-pound 1997, 190-pound 1998, 197-pound 1999).

Most Outstanding Wrestler Award

- 1974 Jim Fallis, Lake Superior St., 158
- 1975 Nabil Guketlov, Montclair St., 118
- 1976 Vince Tundo, Montclair St., 126
- 1977 Andy Zook, Millersville, 126
- 1978 Ken Mallory, Montclair St., 134
- 1979 Jeff Freedman, Ashland, 158
- 1980 Tom Jacoutot, Buffalo, 118
- 1981 Jeff Bouslog, Luther, 158
- 1982 Frank Famiano, Brockport St., 126
- 1983 Frank Famiano, Brockport St., 126
- 1984 Bob Glaberman, Col. of New Jersey, 158
- 1985 Tim Jacoutot, Col. of New Jersey, 118
- 1986 Nick Milonas, Montclair St., 126
- 1987 John Monaco, Montclair St., 167
- 1988 Tim Jacoutot, Col. of New Jersey, 118
- 1989 Pete Gonzalez, Montclair St., 126
- 1990 Rob Llorca, Wis.-Whitewater, 158
- 1991 Rob Llorca, Wis.-Whitewater, 158
- 1992 Peter Wang, Chicago, 177
- 1993 Raphael Wilson, Augustana (Ill.), 134
- 1994 Gary Kroells, Augsburg, 158
- 1994 Raphael Wilson, Augustana (Ill.), 142
- 1995 Tom Layte, Augsburg, 150
- 1996 Ron Vosburg, Brockport St., 134
- 1997 Aaron Fiit, Lycoming, 150
- 1998 Matt Hamill, Rochester Inst., 190
- 1999 Matt Hamill, Rochester Inst., 197
- 2000 Josh Cagle, Augsburg, 149

Individual Champions

125-POUND WEIGHT CLASS

1999 Zac Weiglein, Wartburg

2000 Zac Weiglein, Wartburg

133-POUND WEIGHT CLASS

1999 John Marchette, Augsburg
2000 Jesus Wilson, Upper Iowa

141-POUND WEIGHT CLASS

1999 Justin Totten, Col. of New Jersey
2000 Florian Ghinea, Montclair St.

149-POUND WEIGHT CLASS

1999 Ben Shane, Wartburg
2000 Josh Cagle, Augsburg

157-POUND WEIGHT CLASS

1999 Dominic Dellagatta, Montclair St.
2000 Mike Helm, Messiah

165-POUND WEIGHT CLASS

1999 Andy Krueger, Buena Vista
2000 Dominic Delagatta, Montclair St.

174-POUND WEIGHT CLASS

1999 John Newman, St. John's (Minn.)
2000 Nick Slack, Augsburg

184-POUND WEIGHT CLASS

1999 Ryan Birt, Upper Iowa
2000 Jeremy Miller, Wis.-La Crosse

197-POUND WEIGHT CLASS

1999 Matt Hamill, Rochester Inst.
2000 Josh Clausen, Augsburg

HEAVYWEIGHT CLASS

1974 Joe Bertolone, John Carroll
1975 Joe Bertolone, John Carroll
1976 Ron Pelligra, St. Lawrence
1977 Mackey Tindall, Brockport St.
1978 Barry Bennett, Concordia-M'head

1979 Gene Rowell, Dubuque
1980 Don Wagner, Millersville
1981 Duane Koslowski, Minn.-Morris
1982 Dennis Koslowski, Minn.-Morris
1983 Bob Muth, Allegheny

1984 Mike Conners, St. Lawrence
1985 Matt Renn, Wis.-River Falls
1986 Chris Tironi, Albany (N.Y.)
1987 Chris Tironi, Albany (N.Y.)
1988 Pat Conners, St. Lawrence

1989 Vince Cameron, Ohio Northern
1990 Mike Fusilli, Ithaca
1991 Chester Grauberger, Augsburg
1992 Dan Bobish, Mount Union
1993 Glen Sandull, Col. of New Jersey

1994 Glen Sandull, Col. of New Jersey
1995 Jay Huff, Buena Vista
1996 Derek Messmer, Case Reserve
1997 Perry Miller, Wis.-Stevens Point
1998 Perry Miller, Wis.-Stevens Point

1999 Rich Eslich, John Carroll
2000 Ben Bauer, Augsburg

(Note: These weight classes are no longer contested.)

118-POUND WEIGHT CLASS

1974 Eric Mast, Elizabethtown
1975 Nabil Guketlov, Montclair St.
1976 Jack Mulhall, John Carroll
1977 Eric Mast, Elizabethtown
1978 Henry Callie, Millersville

1979 Ed Bailey, Salisbury St.
1980 Tom Jacoutot, Buffalo
1981 Dan Stefancin, John Carroll
1982 Dave Parisi, Oswego St.
1983 Greg Lonning, Luther

1984 Steve Gliva, Augsburg
1985 Tim Jacoutot, Col. of New Jersey
1986 Shawn Sheldon, Albany (N.Y.)
1987 Tim Jacoutot, Col. of New Jersey
1988 Tim Jacoutot, Col. of New Jersey

1989 Dave Jordan, Buena Vista
1990 Troy Monks, Cortland St.
1991 Jason O'Brien, St. Thomas (Minn.)
1992 Steve Rivera, Col. of New Jersey
1993 Nick Fornoicoia, Augsburg

1994 Zane Braggs, Wartburg
1995 Chris Matteotti, Ithaca
1996 Jeff O'Gara, Wis.-La Crosse
1997 Henry Gerten, Augsburg
1998 Henry Gerten, Augsburg

126-POUND WEIGHT CLASS

1974 Nabil Guketlov, Montclair St.
1975 Craig Helmuth, Gettysburg
1976 Vince Tundo, Montclair St.
1977 Andy Zook, Millersville
1978 Mike Rossetti, Col. of New Jersey

1979 Mike Rossetti, Col. of New Jersey
1980 Kevin Richard, Brockport St.
1981 Mike Jacoutot, Col. of New Jersey
1982 Frank Famiano, Brockport St.
1983 Frank Famiano, Brockport St.

1984 Dave Averill, Albany (N.Y.)
1985 Nick Milonas, Montclair St.
1986 Nick Milonas, Montclair St.
1987 Tim Hackel, Central (Iowa)
1988 Pete Gonzalez, Montclair St.

1989 Pete Gonzalez, Montclair St.
1990 Fritz Zagorski, Brockport St.
1991 Chad Beck, Central (Iowa)
1992 Pete Maldonado, Loras
1993 Tyrone Fambro, Upper Iowa

1994 Kurt Schneck, Lycoming
1995 Jesse Armbruster, Augsburg
1996 Tom Smith, Wartburg
1997 Tom Smith, Wartburg
1998 John Gemmell, Ithaca

134-POUND WEIGHT CLASS

1974 John Chakmakas, Wilkes
1975 Mark Hawald Cale, John Carroll
1976 Mark Hawald Cale, John Carroll
1977 Ken Mallory, Montclair St.
1978 Ken Mallory, Montclair St.

1979 Ken Mallory, Montclair St.
1980 John Dolch, Salisbury St.
1981 Chad Gross, John Carroll
1982 Steve Fernandes, Col. of New Jersey
1983 Bob Adams, Augsburg

1984 Pat McMahon, Augustana (Ill.)
1985 Scott DeTore, Brockport St.
1986 Mark Shortsleeve, St. Lawrence
1987 Darren Scott, Ohio Northern
1988 John Beatty, Augsburg

1989 Bob Berceau, Wis.-Stevens Point
1990 T. J. McStravick, Rowan
1991 Craig Wagner, Augustana (Ill.)
1992 Raphael Wilson, Augustana (Ill.)
1993 Joe Hoidalmen, Augsburg

1994 Billy Cotter, Rhode Island Col.
1995 Scott Steff, Loras
1996 Ron Vosburg, Brockport St.
1997 Dusty Rhodes, Wartburg
1998 Florian Ghinea, Montclair St.

142-POUND WEIGHT CLASS

1974 Art Trovei, Wilkes
1975 John Martellucci, Brockport St.
1976 Rick Freitas, Montclair St.
1977 Steve Cavayero, Binghamton
1978 Steve Cavayero, Binghamton

1979 Dan Boos, Luther
1980 Mike Fredenburg, Humboldt St.
1981 John Dolch, Salisbury St.
1982 Randy Viviani, John Carroll
1983 Darryl Leslie, Rochester Inst.

1984 Dan Pantaleo, Olivet
1985 Shaun Smith, Delaware Valley
1986 Shaun Smith, Delaware Valley
1987 Karl Monaco, Montclair St.
1988 Karl Monaco, Montclair St.

1989 Shaun Smith, Delaware Valley
1990 John Beatty, Augsburg
1991 Frank Croce, Kean
1992 Mike Gillmor, John Carroll
1993 Mike Froehlich, Moravian

1994 Raphael Wilson, Augustana (Ill.)
1995 Raphael Wilson, Augustana (Ill.)
1996 Jamal Fox, Wartburg
1997 Ron Vosburg, Brockport St.
1998 Ben Shane, Wartburg

150-POUND WEIGHT CLASS

1974 Mike Lee, Wilkes
1975 Charles Becks, John Carroll
1976 Tony Peraza, Potsdam St.
1977 Francis Presley, Millersville
1978 Francis Presley, Millersville

1979 Gary Wood, William Penn
 1980 Tom Elcott, Allegheny
 1981 Joe Gianti, Brockport St.
 1982 Ron Winnie, Brockport St.
 1983 Ron Winnie, Brockport St.
 1984 Shea Kennedy, Augsburg
 1985 Larry DeSimone, Col. of New Jersey
 1986 Bryan Barratt, Rowan
 1987 Ed Brady, Wis.-Whitewater
 1988 Mark Gumble, Binghamton
 1989 Karl Monaco, Montclair St.
 1990 Shawn Voigt, Cornell College
 1991 Travis Young, Simpson
 1992 Travis Young, Simpson
 1993 Tom Hogan, Wartburg
 1994 Brian Stewart, Buena Vista
 1995 Tom Layte, Augsburg
 1996 Chris Potter, Col. of New Jersey
 1997 Aaron Fiit, Lycoming
 1998 Ryan Schweitzerberger, Buena Vista

158-POUND WEIGHT CLASS

1974 Jim Fallis, Lake Superior St.
 1975 Gene Ashley, Wilkes
 1976 Jim Weir, John Carroll
 1977 Mitch Brown, St. Lawrence
 1978 Rick Armstrong, Cortland St.
 1979 Jeff Freedman, Ashland
 1980 Jeff Bouslog, Luther
 1981 Jeff Bouslog, Luther
 1982 Bob Glaberman, Col. of New Jersey
 1983 Chris Casey, Augustana (Ill.)
 1984 Bob Glaberman, Col. of New Jersey
 1985 Andy Seras, Albany (N.Y.)
 1986 Todd Slade, Brockport St.
 1987 John Leone, Brockport St.
 1988 Mike Cronmiller, Ithaca
 1989 Mark Ambrose, Delaware Valley
 1990 Rob Llorca, Wis.-Whitewater
 1991 Rob Llorca, Wis.-Whitewater
 1992 Gary Kroells, Augsburg
 1993 Gary Kroells, Augsburg
 1994 Corey McCauley, Wis.-Stout
 1995 Brandon Totten, Delaware Valley
 1996 Brandon Totten, Delaware Valley
 1997 Ricky Casarez, Loras
 1998 Corey Christensen, Simpson

167-POUND WEIGHT CLASS

1974 Mike Van Boxel, Ripon
 1975 Jim Weisenfluh, Wilkes
 1976 Dante Caprio, Montclair St.
 1977 Jim Weir, John Carroll
 1978 Jim Weir, John Carroll
 1979 Tom Beyer, Minn.-Morris
 1980 Brett Stamm, Wheaton (Ill.)
 1981 Woody Vandenburg, Brockport St.
 1982 Jeff Cox, Brockport St.
 1983 Todd Northrup, St. Lawrence
 1984 Chris Casey, Augustana (Ill.)
 1985 John Monaco, Montclair St.
 1986 Steve Klein, Buffalo
 1987 John Monaco, Montclair St.
 1988 Mark Hoppel, Muskingum
 1989 Randy Worrrell, Delaware Valley
 1990 Troy Gardner, Lycoming
 1991 Jon McGovern, Central (Iowa)
 1992 Jon McGovern, Central (Iowa)
 1993 Lance Christensen, Wartburg
 1994 Chris Ricklic, Case Reserve
 1995 Chris Ricklic, Case Reserve
 1996 Brandon Penzkover, Wis.-La Crosse
 1997 Matt Hamill, Rochester Inst.
 1998 Jim Peterson, Augsburg

177-POUND WEIGHT CLASS

1974 Frank Calabria, Brockport St.
 1975 Brad Bowman, John Carroll
 1976 Dom DiGiacchino, Montclair St.
 1977 Rich Sippel, Brockport St.
 1978 Paul Petrella, Baldwin-Wallace
 1979 Mark Jarosz, Salisbury St.
 1980 Mark Jarosz, Salisbury St.
 1981 Kevin Walzac, Col. of New Jersey
 1982 Brett Stamm, Wheaton (Ill.)
 1983 Anthony Conetta, Brockport St.
 1984 Thomas Pillari, Binghamton
 1985 Dave Brandvold, Wis.-River Falls

1986 John Monaco, Montclair St.
 1987 Greg MacDonald, Col. of New Jersey
 1988 Pete Georgoutsos, Montclair St.
 1989 Kevin Higgins, Baldwin-Wallace
 1990 Mike Yanosik, Cortland St.
 1991 Peter Wang, Chicago
 1992 Peter Wang, Chicago
 1993 Jim Sloan, Montclair St.
 1994 Frank Field, Norwich
 1995 James Meyer, Wis.-La Crosse
 1996 Paul Elsen, Wheaton (Ill.)
 1997 Paul Elsen, Wheaton (Ill.)
 1998 Eric Vaughn, Brockport St.

190-POUND WEIGHT CLASS

1974 Rich Molbury, Potsdam St.
 1975 Brent Wissenback, Humboldt St.
 1976 Eric Guyll, Millersville
 1977 Eric Woolsey, Humboldt St.
 1978 Eric Woolsey, Humboldt St.
 1979 Joe Jarosz, Salisbury St.
 1980 Dennis Koslowski, Minn.-Morris
 1981 Tom Martucci, Col. of New Jersey
 1982 Phil Lanzatella, St. Lawrence
 1983 Nick D'Angelo, John Carroll
 1984 Doug Morse, Oswego St.
 1985 Lelan Rogers, St. Lawrence
 1986 Mike Himes, Upper Iowa
 1987 Vic Pozsonyi, Col. of New Jersey
 1988 Mike Himes, Upper Iowa
 1989 Dean Gavin, Wartburg
 1990 Brian Quick, Brockport St.
 1991 Scott Vega, Montclair St.
 1992 Brian Quick, Brockport St.
 1993 Jason Bovenzi, St. Lawrence
 1994 Steve Farr, Ithaca
 1995 Jason Bovenzi, Ithaca
 1996 Dan Lewandowski, Augsburg
 1997 Dan Lewandowski, Augsburg
 1998 Matt Hamill, Rochester Inst.

All-Time Team Results

1974: 1. Wilkes, 135¹/₂; 2. John Carroll, 86¹/₂; 3. Montclair St., 78; 4. Brockport St., 71¹/₂; 5. Ashland, 52; 6. Millersville, 48¹/₂; 7. Lake Superior St., 43¹/₂; 8. Col. of New Jersey, 39¹/₂; 9. Mount Union, 28¹/₂; 10. Frank & Marsh., 28; 11. Potsdam St., 26¹/₂; 12. (tie) Delaware Valley and Elizabethtown, 24¹/₂; 14. Ripon, 20; 15. Augustana (Ill.), 17; 16. (tie) Binghamton, Coast Guard and Ithaca, 15; 19. Kutztown, 14; 20. Coe, 11¹/₂; 21. (tie) MIT and Wabash, 11; 23. Albany (N.Y.), 9; 24. (tie) MacMurray and Mansfield, 8¹/₂; 26. Oswego St., 8; 27. Olivet, 6; 28. Lebanon Valley, 4¹/₂; 29. (tie) Ohio Northern and Sonoma St., 4; 31. DePauw, 3¹/₂; 32. Luther, 3; 33. (tie) CCNY, Colorado Mines, St. John's (Minn.) and Wooster, 2¹/₂; 37. (tie) Maryville (Mo.), Washington (Mo.) and Wash. & Jeff., 2; 40. (tie) Moravian, Rochester, Rochester Inst. and Western Md., 1¹/₂; 44. Susquehanna, 1.

1975: 1. John Carroll, 111; 2. Montclair St., 96; 3. Wilkes, 92; 4. Potsdam St., 57; 5. Binghamton, 51¹/₂; 6. Ashland, 51; 7. Millersville, 45¹/₂; 8. Brockport St., 45; 9. Humboldt St., 36¹/₂; 10. Gettysburg, 28¹/₂; 11. Oswego St., 24¹/₂; 12. Mansfield, 21¹/₂; 13. Coe, 19¹/₂; 14. Col. of New Jersey, 17¹/₂; 15. (tie) Elizabethtown and St. Lawrence, 16¹/₂; 17. (tie) Coast Guard and Mass. Maritime, 15; 19. (tie) Mount Union and York (Pa.), 14¹/₂; 21. Albany (N.Y.), 13¹/₂; 22. Augustana (Ill.), 13; 23. Ripon, 12; 24. Delaware Valley, 10¹/₂; 25. Luther, 10; 26. MIT, 9¹/₂; 27. (tie) Lebanon Valley, Oberlin and Wash. & Jeff., 9; 30. Rensselaer, 7¹/₂; 31. Cortland St., 7; 32. Baldwin-Wallace, 6¹/₂; 33. Ithaca, 6; 34. (tie) MacMurray, Olivet and Rochester Inst., 5¹/₂; 37. (tie) Ohio Northern and Thiel, 5; 39. Cal St. Chico, 4¹/₂; 40. Lycoming, 4; 41. (tie) Amherst and Kalamazoo, 3¹/₂; 43. (tie) Plymouth St. and Wash. & Lee, 3; 45. (tie) Geneseo St. and Kutztown, 2¹/₂; 47. (tie) Adrian and Allegheny, 2; 49. (tie) Hiram and Maryville (Mo.), 1¹/₂; 51. (tie) Alma, Calvin, Case Reserve, Grove City, Heidelberg, Moravian, Muskingum, Rochester and Rowan, 1; 60. (tie) Neb. Wesleyan, Union (N.Y.) and Williams, 1/2.

1976: 1. Montclair St., 143; 2. John Carroll, 112¹/₄; 3. Ashland, 51; 4. St. Lawrence, 44¹/₂; 5. Millersville, 42; 6. Mass. Maritime, 39¹/₂; 7. Lycoming, 36; 8. (tie)

Gettysburg and Potsdam St., 29; 10. Humboldt St., 28¹/₂; 11. Coe, 24¹/₂; 12. Binghamton, 23³/₄; 13. Brockport St., 22¹/₂; 14. Luther, 22; 15. Upper Iowa, 21¹/₂; 16. Wheaton (Ill.), 21; 17. MacMurray, 20; 18. Col. of New Jersey, 19; 19. (tie) Cortland St. and MIT, 18; 21. Hiram, 15; 22. Delaware Valley, 14; 23. Cal St. Stanislaus, 13³/₄; 24. Maryville (Mo.), 11¹/₂; 25. Grove City, 11¹/₂; 26. Kutztown, 11; 27. Olivet, 9³/₄; 28. Wartburg, 9¹/₄; 29. Cornell College, 9; 30. Simpson, 8³/₄; 31. Ohio Northern, 8¹/₂; 32. Thiel, 7¹/₂; 33. Coast Guard, 5; 34. Lake Superior St., 3¹/₂; 35. (tie) Merchant Marine and York (Pa.), 3¹/₄; 37. (tie) Kalamazoo and Oswego St., 3; 39. (tie) Cal Lutheran, Elizabethtown, Loras, Rhode Island Col. and Widener, 2¹/₂; 44. (tie) Adrian, Alma, Amherst, Baldwin-Wallace, Millikin, Monmouth (Ill.), Oberlin and Rowan, 2; 52. Augustana (Ill.), 1³/₄; 53. Oneonta St., 1¹/₂; 54. (tie) Mansfield, Rochester Inst., St. Thomas (Minn.) and Wash. & Jeff., 1; 58. (tie) Hamline and Wabash, 1/2.

1977: 1. Brockport St., 99¹/₄; 2. Humboldt St., 93; 3. Millersville, 65¹/₄; 4. Montclair St., 61¹/₂; 5. John Carroll, 57; 6. Cortland St., 50; 7. St. Lawrence, 41¹/₂; 8. Lycoming, 39³/₄; 9. Elizabethtown, 39¹/₂; 10. Maryville (Mo.), 37¹/₂; 11. Coe, 37¹/₄; 12. Binghamton, 36³/₄; 13. Wartburg, 35; 14. Upper Iowa, 33³/₄; 15. Col. of New Jersey, 32¹/₂; 16. Ashland, 30¹/₄; 17. Oswego St., 28¹/₄; 18. Mass. Maritime, 24¹/₂; 19. Hiram, 16; 20. Cornell College, 14¹/₂; 21. William Penn, 12¹/₂; 22. (tie) Olivet and Swarthmore, 12¹/₄; 24. Gettysburg, 11³/₄; 25. Augustana (Ill.), 11¹/₂; 26. Union (N.Y.), 10³/₄; 27. Mansfield, 10; 28. Wheaton (Ill.), 9; 29. Salisbury St., 8¹/₂; 30. Plymouth St., 8; 31. (tie) Hamline, Kutztown and Ursinus, 7¹/₂; 34. (tie) Lebanon Valley, Maritime (N.Y.) and York (Pa.), 6¹/₂; 37. Rowan, 6; 38. Rochester Inst., 5¹/₂; 39. St. Thomas (Minn.), 5; 40. Wash. & Jeff., 4³/₄; 41. Allegheny, 4; 42. Case Reserve, 3¹/₂; 43. (tie) Adrian, Delaware Valley, Ferris St., Luther, North Central and Western New Eng., 3; 49. Cal St. Stanislaus, 2³/₄; 50. (tie) Capital, Grove City and Moravian, 2¹/₂; 53. (tie) Albany (N.Y.), Amherst, Lynchburg, Marietta, Oberlin, Ohio Northern, Oneonta St., Potsdam St., St. John Fisher and Wash. & Lee, 2; 63. (tie) Baldwin-Wallace, MacMurray, Mount Union, Ripon and Thiel, 1¹/₂; 68. (tie) Coast Guard and Geneseo St., 1; 70. (tie) Buena Vista, Lawrence and Mass.-Lowell, 1/2.

1978: 1. Buffalo, 91³/₄; 2. Millersville, 90; 3. Humboldt St., 71¹/₂; 4. Cortland St., 64¹/₂; 5. Binghamton, 63¹/₂; 6. St. Lawrence, 51¹/₄; 7. Brockport St., 50; 8. Montclair St., 48; 9. Concordia-M'head, 46¹/₄; 10. Minn.-Morris, 36; 11. John Carroll, 34³/₄; 12. Salisbury St., 29¹/₄; 13. Col. of New Jersey, 28³/₄; 14. (tie) Hiram and Wartburg, 27³/₄; 16. Ohio Northern, 25; 17. Baldwin-Wallace, 24³/₄; 18. Ashland, 24; 19. Luther, 20³/₄; 20. Mount Union, 20; 21. Upper Iowa, 19; 22. Coe, 17¹/₄; 23. Gettysburg, 15³/₄; 24. Mansfield, 15¹/₂; 25. Maryville (Mo.), 13¹/₂; 26. Potsdam St., 12¹/₂; 27. Lycoming, 11³/₄; 28. St. Thomas (Minn.), 11; 29. Coast Guard, 10¹/₄; 30. Ursinus, 8; 31. Wheaton (Ill.), 7¹/₂; 32. Swarthmore, 7; 33. (tie) Cornell College, Kalamazoo, Muskingum and York (Pa.), 6¹/₂; 37. (tie) Grove City and Hamline, 6; 39. Oswego St., 5¹/₂; 40. (tie) Delaware Valley and North Central, 5; 42. Central (Iowa), 4¹/₂; 43. (tie) Capital and Union (N.Y.), 4; 45. (tie) Albany (N.Y.) and St. John Fisher, 3³/₄; 47. (tie) Olivet and Thiel, 3¹/₂; 49. Augustana (Ill.), 3; 50. (tie) Alma, Elizabethtown, MacMurray and Wash. & Jeff., 2¹/₂; 54. (tie) Allegheny, Maritime (N.Y.), Mass. Maritime, Ripon, Williams and Worcester Tech, 2; 60. (tie) DePauw, Kutztown, Neb. Wesleyan, Oneonta St., Pomona-Pitzer, Rochester and Washington (Mo.), 1¹/₂; 67. (tie) Dubuque, Geneseo St., Lynchburg, Wabash, Wash. & Lee and Wesleyan (Conn.), 1.

1979: 1. Col. of New Jersey, 77³/₄; 2. Brockport St., 77¹/₂; 3. Salisbury St., 75; 4. Minn.-Morris, 56³/₄; 5. Montclair St., 54³/₄; 6. Millersville, 48¹/₄; 7. Buffalo, 48; 8. Ashland, 45³/₄; 9. Humboldt St., 44³/₄; 10. William Penn, 31; 11. Cortland St., 29; 12. John Carroll, 28¹/₄; 13. Lycoming, 25; 14. (tie) St. Lawrence and Upper Iowa, 24; 16. Baldwin-Wallace, 23³/₄; 17. Luther, 23¹/₂; 18. Dubuque, 21¹/₂; 19. Allegheny, 16¹/₂; 20. (tie) Cal St. Stanislaus and York (Pa.), 14¹/₂; 22. Gettysburg, 13¹/₂; 23. Western New Eng., 12¹/₂; 24. Wheaton (Ill.), 11; 25. Kutztown, 10¹/₄; 26. Delaware Valley, 10; 27. Potsdam St., 9; 28. (tie) Concordia-M'head and Kalamazoo, 8; 30. Mansfield, 7¹/₂; 31. Ursinus, 7; 32. Juniata, 6; 33. Muskingum, 5³/₄; 34. (tie) Hiram and Mass. Maritime, 5¹/₂; 36. Case Reserve, 5¹/₄; 37. (tie) Binghamton and Ithaca, 5; 39. Coast Guard, 4³/₄; 40. Millikin, 4¹/₂; 41. Hunter, 4¹/₄; 42. (tie) St. John's (Minn.) and Wash. & Jeff., 4; 44. (tie) Alma and Worcester Tech, 3¹/₂; 46. Mount Union, 3; 47.

20. (tie) Thiel and Upper Iowa, 17¹/₂; 22. Norwich, 17; 23. Monmouth (Ill.), 16¹/₂; 24. John Carroll, 15; 25. Rhode Island Col., 13³/₄; 26. (tie) Oneonta St. and Plymouth St., 13¹/₂; 28. (tie) Cortland St., Moravian and Susquehanna, 12¹/₂; 31. (tie) Coe and Cornell College, 8¹/₂; 33. (tie) Wis.-Stevens Point and Worcester Tech, 8; 35. Illinois Col., 7; 36. (tie) Elizabethtown and Rochester Inst., 6¹/₂; 38. Case Reserve, 4¹/₂; 39. Ithaca, 4; 40. Heidelberg, 3¹/₂; 41. St. John's (Minn.), 3; 42. (tie) Millikin and Oswego St., 2¹/₂; 44. (tie) Binghamton and Coast Guard, 2; 46. (tie) Luther and Lycoming, 1¹/₂; 48. (tie) Elmhurst, Ohio Northern, Potsdam St., St. Lawrence and Wabash, 1.

1992: 1. Brockport St., 76¹/₂; 2. Augsburg, 62¹/₂; 3. Col. of New Jersey, 54; 4. Augustana (Ill.), 52¹/₂; 5. John Carroll, 46¹/₂; 6. Central (Iowa), 44¹/₂; 7. Loras, 43³/₄; 8. (tie) Ithaca, Wartburg, Wis.-Stevens Point, 38¹/₂; 11. Cortland St., 35; 12. Simpson, 34; 13. Chicago, 33¹/₂; 14. St. Lawrence, 28¹/₂; 15. Mount Union, 20¹/₂; 16. Rowan, 18¹/₂; 17. Luther, 17¹/₂; 18. Plymouth St., 17; 19. (tie) Buena Vista and Delaware Valley, 16¹/₂; 21. Moravian, 15¹/₂; 22. Upper Iowa, 15; 23. Worcester Tech, 14; 24. (tie) Rhode Island Col. and Thiel, 13; 26. Oneonta St., 12³/₄; 27. New York U., 11¹/₂; 28. Wis.-Whitewater, 11¹/₄; 29. Oswego St., 10; 30. Montclair St., 9; 31. Wis.-La Crosse, 8; 32. Heidelberg, 6; 33. Binghamton, 5¹/₂; 34. (tie) Illinois Col. and Ohio Northern, 4¹/₂; 36. (tie) Hunter, Juniata, Susquehanna and Ursinus, 3¹/₂; 40. (tie) Carroll (Wis.), Coe, Cornell College, Kean and Rochester Inst., 3; 45. (tie) Baldwin-Wallace and Concordia (Ill.), 2¹/₂; 47. (tie) Capital, Rutgers-Camden, St. Thomas (Minn.) and Western New Eng., 2; 51. St. John's (Minn.), 1¹/₂; 52. (tie) Millikin, Rose-Hulman, Trinity (Conn.), Wheaton (Ill.), Wis.-Stout and York (Pa.), 1.

1993: 1. Augsburg, 93; 2. Wartburg, 92; 3. Montclair St., 55¹/₂; 4. Ithaca, 54; 5. Col. of New Jersey, 39; 6. Wis.-La Crosse, 38¹/₂; 7. Wis.-Stevens Point, 35¹/₂; 8. (tie) Moravian and St. Lawrence, 34¹/₂; 10. Brockport St., 34; 11. Central (Iowa), 31¹/₂; 12. John Carroll, 27; 13. Augustana (Ill.), 26¹/₂; 14. Cortland St., 26; 15. Thiel, 25¹/₂; 16. Simpson, 23; 17. (tie) Kean and Upper Iowa, 20; 19. Buena Vista, 18³/₄; 20. Worcester Tech, 18¹/₂; 21. Wis.-Stout, 17; 22. York (Pa.), 16¹/₂; 23. Loras, 15; 24. St. John's (Minn.), 12; 25. (tie) Chicago and Trinity (Conn.), 9; 27. Illinois Col., 8¹/₄; 28. (tie) Albany (N.Y.), Delaware Valley, Olivet, 8; 31. (tie) Plymouth St. and St. Thomas (Minn.), 7¹/₂; 33. Wis.-Whitewater, 7; 34. Luther, 6¹/₂; 35. (tie) Case Reserve, Hunter, Manchester and Wis.-Platteville, 4¹/₂; 39. Williams, 4; 40. (tie) Binghamton, Coe, Heidelberg, Rhode Island Col., 3¹/₂; 44. (tie) Cornell College and Waynesburg, 3; 46. Lycoming, 2¹/₂; 47. (tie) North Central, Ohio Northern, Oneonta St., Oswego St., Wis.-Oshkosh and Wis.-River Falls, 2; 53. (tie) Dubuque and Elizabethtown, 1¹/₂; 55. (tie) Norwich and Rochester Inst., 1; 57. King's (Pa.) and Wheaton (Ill.), 1/2.

1994: 1. Ithaca, 77³/₄; 2. Wartburg, 75; 3. Col. of New Jersey, 66; 4. Augsburg, 62¹/₄; 5. Buena Vista, 49¹/₂; 6. Wis.-La Crosse, 45; 7. Wis.-Stevens Point, 34; 8. Mount Union, 33; 9. Kean, 32¹/₄; 10. Case Reserve, 31¹/₂; 11. Norwich, 28³/₄; 12. Rhode Island Col., 28¹/₂; 13. Cornell College, 27; 14. Albany (N.Y.), 25¹/₄; 15. John Carroll, 23¹/₂; 16. Lycoming, 23; 17. (tie) Augustana (Ill.) and Wis.-Stout, 21¹/₂; 19. Baldwin-Wallace, 19¹/₂; 20. Central (Iowa), 18¹/₂; 21. Ohio Northern, 18; 22. Olivet, 17¹/₂; 23. Cortland St., 14¹/₂; 24. Brockport St., 13¹/₂; 25. Trinity (Conn.), 13; 26. (tie) Binghamton, Heidelberg and St. John's (Minn.), 12¹/₂; 29. Luther, 11¹/₂; 30. Chicago, 10; 31. Wis.-Whitewater, 8³/₄; 32. Wis.-River Falls, 8¹/₂; 33. (tie)

Moravian and Plymouth St., 7; 35. Loras, 6¹/₂; 36. Thiel, 6; 37. Wis.-Oshkosh, 5³/₄; 38. (tie) King's (Pa.), Muhlenberg and Simpson, 5; 41. (tie) Delaware Valley, Oswego St. and St. Thomas (Minn.), 4; 44. (tie) Wilmington (Ohio) and Worcester Tech, 3¹/₂; 46. Coe, 3; 47. Oneonta St., 2¹/₂; 48. (tie) Dubuque and Ripon, 2; 50. (tie) Elizabethtown, Manchester and Upper Iowa, 1¹/₂; 53. (tie) Carroll (Wis.), Lawrence, Monmouth (Ill.), Montclair St., North Central, Rochester Inst., Western New Eng. and Wheaton (Ill.), 1; 61. Ursinus, 1/2.

1995: 1. Augsburg, 84¹/₂; 2. Col. of New Jersey, 76¹/₂; 3. Ithaca, 50¹/₂; 4. Buena Vista, 50; 5. Brockport St., 49¹/₂; 6. Wartburg, 47¹/₂; 7. Wis.-Stevens Point, 46¹/₂; 8. Augustana (Ill.), 40; 9. Manchester, 38¹/₂; 10. Mount Union, 36¹/₂; 11. Delaware Valley, 34¹/₂; 12. (tie) Albany (N.Y.) and Wis.-La Crosse, 34; 14. Cortland St., 26¹/₂; 15. John Carroll, 24; 16. Loras, 23; 17. Elizabethtown, 22¹/₂; 18. Case Reserve, 22; 19. Montclair St., 21¹/₂; 20. St. John's (Minn.), 20; 21. Trinity (Conn.), 16¹/₂; 22. Coe, 16; 23. St. Lawrence, 15; 24. Central (Iowa), 14; 25. (tie) Wis.-River Falls and Worcester Tech, 13¹/₂; 27. Ohio Northern, 12¹/₂; 28. Wheaton (Ill.), 12; 29. Luther, 11¹/₂; 30. Kean, 11; 31. (tie) Heidelberg and Lycoming, 10¹/₂; 33. Oswego St., 8; 34. (tie) Plymouth St. and Roger Williams, 6; 36. Wis.-Stout, 5¹/₂; 37. (tie) Thiel, Williams, York (Pa.), 4¹/₂; 40. Cornell College, 4; 41. Messiah, 3¹/₂; 42. (tie) North Central and Simpson, 3; 44. (tie) MIT, Scranton, Wis.-Platteville and Wis.-Whitewater, 2¹/₂; 48. (tie) Coast Guard, Norwich, Rochester and Western New Eng., 2; 52. (tie) Baldwin-Wallace, St. Thomas (Minn.) and Wis.-Eau Claire, 1; 55. Olivet, 1/2.

1996: 1. Wartburg, 95¹/₂; 2. Augsburg, 89¹/₂; 3. Col. of New Jersey, 72; 4. Wis.-La Crosse, 59¹/₂; 5. Wis.-Stevens Point, 49; 6. Cortland St., 46¹/₂; 7. (tie) Brockport St. and Springfield, 41¹/₂; 9. St. Thomas (Minn.), 37; 10. (tie) Delaware Valley and Loras, 26¹/₂; 12. (tie) Lycoming and St. John's (Minn.), 25; 14. Case Reserve, 24; 15. (tie) Western New Eng. and Wheaton (Ill.), 23¹/₂; 17. Binghamton, 22¹/₂; 18. Cornell College, 20; 19. York (Pa.), 18; 20. Oswego St., 17; 21. Montclair St., 16¹/₂; 22. (tie) Ithaca and Manchester, 16; 24. Rochester Inst., 15¹/₂; 25. Buena Vista, 14¹/₂; 26. (tie) Elizabethtown and Mount Union, 13¹/₂; 28. (tie) Plymouth St. and Wis.-Stout, 13; 30. Wis.-Oshkosh, 12¹/₂; 31. John Carroll, 11; 32. Ohio Northern, 8¹/₂; 33. Williams, 8; 34. Wis.-Whitewater, 7¹/₂; 35. Gettysburg, 7; 36. (tie) Olivet, Trinity (Conn.) and Wis.-River Falls, 6¹/₂; 39. Heidelberg, 6; 40. Chicago, 4¹/₂; 41. (tie) Coe, Luther, Simpson, Wilmington (Ohio); 45. (tie) Augustana (Ill.), Central (Iowa) and Upper Iowa, 3¹/₂; 48. (tie) Lawrence and Messiah, 3; 50. (tie) Norwich and Wesleyan (Conn.), 2¹/₂; 52. Carroll (Wis.), 2; 53. (tie) St. Olaf and Wabash, 1; 55. (tie) Concordia-Mhead and Wis.-Platteville, 1/2.

1997: 1. Augsburg, 122; 2. Wartburg, 80; 3. Col. of New Jersey, 65¹/₂; 4. Brockport St., 54¹/₂; 5. Wis.-Stevens Point, 48; 6. Manchester, 41¹/₂; 7. Lycoming, 41; 8. Wis.-La Crosse, 37¹/₂; 9. (tie) St. John's (Minn.) and Springfield, 32¹/₂; 11. Loras, 29¹/₂; 12. John Carroll, 27; 13. (tie) Delaware Valley and Rochester Inst., 23; 15. Wheaton (Ill.), 21; 16. Ithaca, 18; 17. (tie) Simpson and Wilmington (Ohio), 17¹/₂; 19. St. Thomas (Minn.), 17; 20. Western New Eng., 16¹/₂; 21. (tie) Gettysburg and Upper Iowa, 16; 23. (tie) Cornell College and Heidelberg, 15; 25. Chicago, 14¹/₂; 26. (tie) Cortland St. and Mount Union, 13¹/₂; 28. (tie) Worcester Tech and York (Pa.), 12¹/₂; 30. Wis.-Whitewater, 12; 31. Binghamton, 11¹/₂; 32. Buena Vista, 8¹/₂; 33. (tie) Central (Iowa), Montclair St. and St. Olaf, 8; 36. Oswego St., 7; 37. (tie) Luther, Norwich and Ohio Northern, 6;

40. Wis.-Stout, 5; 41. Wis.-Platteville, 4; 42. (tie) Coast Guard, Plymouth St. and Ursinus, 3¹/₂; 45. (tie) Messiah and New York U., 3; 47. (tie) Lawrence and Olivet, 2¹/₂; 49. (tie) Baldwin-Wallace and Wabash, 2; 51. (tie) Coe and Monmouth (Ill.), 1¹/₂; 53. (tie) Elizabethtown, Roger Williams, Thiel, Wesleyan (Conn.) and Western Md., 1; 58. (tie) Augustana (Ill.) and Hunter, 1/2.

1998: 1. Augsburg, 132; 2. Wartburg, 90; 3. Wis.-La Crosse, 61; 4. John Carroll, 52¹/₂; 5. Simpson, 44; 6. Manchester, 39; 7. Springfield, 35; 8. Rochester Inst., 33; 9. Wis.-Stevens Point, 32¹/₂; 10. Wis.-Platteville, 32; 11. Buena Vista, 31; 12. Brockport St., 29¹/₂; 13. Montclair St., 28; 14. Ohio Northern, 22; 15. Col. of New Jersey, 21¹/₂; 16. Ithaca, 21; 17. (tie) Cortland St. and Plymouth St., 18; 19. Chicago, 17¹/₂; 20. Luther, 17; 21. Wilmington (Ohio), 16; 22. (tie) Norwich, St. John's (Minn.) and Wis.-Whitewater, 15¹/₂; 25. Hunter, 15; 26. Lycoming, 13¹/₂; 27. Wabash, 13; 28. Carroll (Wis.), 12; 29. (tie) Delaware Valley and Gettysburg, 11¹/₂; 31. Lawrence, 10; 32. (tie) Lebanon Valley and Messiah, 9¹/₂; 34. (tie) Oswego St. and St. Olaf, 8; 36. (tie) Coe and Trinity (Conn.), 7¹/₂; 38. Augustana (Ill.), 6¹/₂; 39. Cornell College, 6; 40. (tie) King's (Pa.), Monmouth (Ill.), North Central and Western New Eng., 4¹/₂; 44. Millikin, 3; 45. (tie) Baldwin-Wallace, New York U., Western Md. and York (Pa.), 2¹/₂; 49. (tie) Elizabethtown, Heidelberg, Loras, MacMurray, Mount Union and Upper Iowa, 2; 55. Worcester Tech, 1¹/₂; 56. (tie) Dubuque, Olivet and Wis.-Oshkosh, 1; 59. Ursinus, 1/2.

1999: 1. Wartburg, 117¹/₂; 2. Augsburg, 116; 3. Col. of New Jersey, 63; 4. Buena Vista, 48¹/₂; 5. John Carroll, 46¹/₂; 6. Brockport St., 37¹/₂; 7. St. John's (Minn.), 32; 8. Pacific, 31¹/₂; 9. (tie) Montclair St. and Springfield, 29¹/₂; 11. Loras, 28; 12. Upper Iowa, 27; 13. Cortland St., 26; 14. (tie) Wilmington (Ohio) and Wis.-La Crosse, 24¹/₂; 16. Rochester Inst., 24; 17. Messiah, 22¹/₂; 18. Lebanon Valley, 19; 19. Capital, 17¹/₂; 20. (tie) Manchester and Mt. St. Joseph, 15¹/₂; 22. Plymouth St., 14¹/₂; 23. Ursinus, 14; 24. Lycoming, 13¹/₂; 25. (tie) Augustana (Ill.) and Delaware Valley, 12¹/₂; 27. (tie) Ithaca, Simpson, Western Md. and Wis.-Platteville, 11¹/₂; 31. Scranton, 10; 32. (tie) Cornell (Iowa) and Luther, 8; 34. Wis.-Oshkosh, 7¹/₂; 35. Central (Iowa), 7; 36. Norwich, 6¹/₂; 37. (tie) Coast Guard and Wis.-Stevens Point, 6; 39. Concordia (Ill.), 5¹/₂; 40. (tie) New York U. and Oswego St., 4¹/₂; 42. Coe, 4; 43. Worcester Tech, 3¹/₂; 44. Lawrence, 2¹/₂; 45. (tie) Baldwin-Wallace and Wis.-River Falls, 2; 47. Mount Union, 1¹/₂; 48. (tie) King's (Pa.), St. Thomas and Waynesburg, 1; 51. (tie) Hunter, Western New Eng. and York (Pa.), 1/2.

Note: Lakeland finished with minus-2 team points.

2000: 1. Augsburg, 136; 2. Wartburg, 88; 3. Montclair St., 69; 4. Brockport St., 45¹/₂; 5. Lycoming, 42¹/₂; 6. Wis.-La Crosse, 40¹/₂; 7. Delaware Valley, 38¹/₂; 8. Buena Vista, 37; 9. Messiah, 31¹/₂; 10. Springfield, 30¹/₂; 11. Luther, 29; 12. Upper Iowa, 28¹/₂; 13. Pacific (Ore.), 22¹/₂; 14. Loras, 22; 15. Ithaca, 21¹/₂; 16. Col. of New Jersey, 19¹/₂; 17. Western Md., 19; 18. Lawrence, 17¹/₂; 19. Coast Guard, 16; 20. Wheaton (Ill.), 15¹/₂; 21. St. John's (Minn.), 14¹/₂; 22. Augustana (Ill.), 11¹/₂; 23. Oswego St., 10¹/₂; 24. Wilmington (Ohio), 10; 25. Wilkes, 9¹/₂; 26. Mount Union, 7; 27. Coe, 6¹/₂; 28. Manchester, 6; 29. (tie) Baldwin-Wallace, Ohio Northern and Rochester Inst., 5¹/₂; 32. (tie) New York U. and Roger Williams, 5; 34. Waynesburg, 4¹/₂; 35. Norwich, 4; 36. Millikin, 3¹/₂; 37. John Carroll, 3; 38. (tie) Illinois Col., Wis.-Stevens Point, 2¹/₂; 40. (tie) Olivet, Simpson, Oneonta St., Wabash and York (Pa.), 2; 45. (tie) Muskingum, Plymouth St. and Trinity, 1¹/₂; 48. Muhlenberg, 1; 49. (tie) Case Reserve and Mt. St. Joseph, 1/2.