


# Women's Summaries

---

Division I/National Collegiate .....	640
Division II .....	644
Division III.....	648



# Summary

DIVISION I/NATIONAL COLLEGIATE



Photo by Ron Hoskins/NCAA Photos

Georgia's swimming and diving team was one of two team titles the Lady Bulldogs won during the year.

## 1999-00 Championships

### Highlights

Georgia, Maryland and UCLA each notched a pair of national team championships to lead the division during 1999-00. Maryland lacrosse made it six in a row and eight overall, while UCLA's indoor track and field title was the school's first in that sport to go with two previous outdoor crowns. Georgia's double titles marked the second such accomplishment in as many years. Oklahoma was the lone first-time champion, finally capturing softball in that event's 10th year to be played in Oklahoma City. Of note this season: North Carolina's 15th soccer title and LSU's 12th outdoor track and field crown.

A dozen individual titles by Georgia also led that category, including nine from the swimming and diving team. UCLA balanced three national championships apiece in gymnastics, indoor and outdoor track and field, while LSU won a combined six individual crowns. Track and field produced first-time individual champions from Akron (outdoor), Manhattan (indoor) and a pair from Colorado (both outdoor). Stanford increased its individual championship total to 130 - from which 102 have been in swimming and diving - followed by Texas at 117 and Florida at 107.

## History

### Top Winners

School	Team Titles
1. Stanford .....	25
2. Texas .....	20
3. North Carolina .....	20
LSU .....	20
5. UCLA .....	19

School	Individual Titles
1. Stanford .....	130
2. Texas .....	117
3. Florida .....	107
4. LSU .....	67
5. UCLA .....	59

### Titles (One Sport)

School, Sport	Team Titles
1. North Carolina, Soccer .....	15
2. LSU, Outdoor Track and Field .....	12
3. Stanford, Tennis .....	10
4. UCLA, Softball .....	9
Utah, Gymnastics .....	9
6. LSU, Indoor Track and Field .....	8
Stanford, Swimming and Diving .....	8
Old Dominion, Field Hockey .....	8
Maryland, Lacrosse .....	8

School, Sport	Individual Titles
1. Stanford, Swimming and Diving .....	102
2. Florida, Swimming and Diving .....	79
3. Texas, Swimming and Diving .....	63
4. LSU, Outdoor Track and Field .....	41
5. Texas, Outdoor Track and Field .....	27

### Division I/National Collegiate Team Championships

[Note: Women's fencing was discontinued after 1989. A coed championship has been held since 1990. Coed championships are recorded in the men's section because mixed teams of men and women competitors are designated as men's teams in NCAA legislation.]


	Basketball	Cross Country	Fencing	Field Hockey	Golf	Gymnastics	Lacrosse	Rowing	Soccer	Softball	Swimming	Tennis	Indoor Track	Outdoor Track	Volleyball	Totals
+Division II school																
Alabama.....	—	—	—	—	—	3	—	—	—	—	—	—	—	—	—	3
Arizona.....	—	—	—	—	2	—	—	—	—	4	—	—	—	—	—	6
Arizona St.....	—	—	—	—	6	—	—	—	—	—	—	—	—	—	—	6
Brigham Young.....	—	2	—	—	—	—	—	—	—	—	—	—	—	—	—	2
Brown.....	—	—	—	—	—	—	—	2	—	—	—	—	—	—	—	2
Cal St. Fullerton.....	—	—	—	—	—	—	—	—	—	1	—	—	—	—	—	1
Connecticut.....	2	—	—	2	—	—	—	—	—	1	—	—	—	—	—	4
Delaware.....	—	—	—	—	—	1	—	—	—	—	—	—	—	—	—	1
Duke.....	—	—	—	—	1	—	—	—	—	—	—	—	—	—	—	1
Florida.....	—	—	—	—	2	—	—	—	1	—	1	3	1	—	—	8
Florida St.....	—	—	—	—	—	—	—	—	—	—	—	—	1	1	—	2
Fresno St.....	—	—	—	—	—	—	—	—	—	1	—	—	—	—	—	1
George Mason.....	—	—	—	—	—	—	—	—	1	—	—	—	—	—	—	1
Georgia.....	—	—	—	—	1	5	—	—	—	—	2	2	—	—	—	10
Harvard.....	—	—	—	—	—	1	—	—	—	—	—	—	—	—	—	1
Hawaii.....	—	—	—	—	—	—	—	—	—	—	—	—	—	—	3	3
Iowa.....	—	—	—	1	—	—	—	—	—	—	—	—	—	—	—	1
James Madison.....	—	—	—	1	—	—	—	—	—	—	—	—	—	—	—	1
Kentucky.....	—	1	—	—	—	—	—	—	—	—	—	—	—	—	—	1
Long Beach St.....	—	—	—	—	—	—	—	—	—	—	—	—	—	3	—	3
LSU.....	—	—	—	—	—	—	—	—	—	—	—	—	8	12	—	20
Louisiana Tech.....	2	—	—	—	—	—	—	—	—	—	—	—	—	—	—	2
Maryland.....	—	—	—	3	—	8	—	—	—	—	—	—	—	—	—	11
Massachusetts.....	—	—	—	—	—	1	—	—	—	—	—	—	—	—	—	1
Miami (Fla.).....	—	—	—	—	1	—	—	—	—	—	—	—	—	—	—	1
Nebraska.....	—	—	—	—	—	—	—	—	—	—	—	—	2	—	1	3
New Hampshire.....	—	—	—	—	—	—	1	—	—	—	—	—	—	—	—	1
North Carolina.....	1	—	—	4	—	—	—	—	15	—	—	—	—	—	—	20
Notre Dame.....	—	—	1	—	—	—	—	—	1	—	—	—	—	—	—	2
Oklahoma.....	—	—	—	—	—	—	—	—	—	1	—	—	—	—	—	1
Old Dominion.....	1	—	—	8	—	—	—	—	—	—	—	—	—	—	—	9
Oregon.....	—	2	—	—	—	—	—	—	—	—	—	—	—	1	—	3
Pacific (Cal.).....	—	—	—	—	—	—	—	—	—	—	—	—	—	—	2	2
Pennsylvania.....	—	—	1	—	—	—	—	—	—	—	—	—	—	—	—	1
Penn St.....	—	—	1	—	—	—	2	—	—	—	—	—	—	—	1	4
Princeton.....	—	—	—	—	—	—	1	—	—	—	—	—	—	—	—	1
Providence.....	—	1	—	—	—	—	—	—	—	—	—	—	—	—	—	1
Purdue.....	1	—	—	—	—	—	—	—	—	—	—	—	—	—	—	1
San Jose St.....	—	—	—	—	3	—	—	—	—	—	—	—	—	—	—	3
Southern California.....	2	—	—	—	—	—	—	—	—	—	1	2	—	—	1	6
Stanford.....	2	1	—	—	—	—	—	—	—	—	8	10	—	—	—	25
Temple.....	—	—	—	—	—	—	2	—	—	—	—	—	—	—	—	2
Tennessee.....	6	—	—	—	—	—	—	—	—	—	—	—	—	—	—	6
Texas.....	1	1	—	—	—	—	—	—	—	—	7	2	5	3	1	20
Texas A&M.....	—	—	—	—	—	—	—	—	—	2	—	—	—	—	—	2
TCU.....	—	—	—	—	1	—	—	—	—	—	—	—	—	—	—	1
Texas Tech.....	1	—	—	—	—	—	—	—	—	—	—	—	—	—	—	1
Tulsa.....	—	—	—	—	2	—	—	—	—	—	—	—	—	—	—	2
UCLA.....	—	—	—	—	1	2	—	—	—	9	—	—	1	2	3	18
Utah.....	—	—	—	—	—	9	—	—	—	—	—	—	—	—	—	9
Villanova.....	—	7	—	—	—	—	—	—	—	—	—	—	—	—	—	7
Virginia.....	—	2	—	—	—	—	2	—	—	—	—	—	—	—	—	4
Washington.....	—	—	—	—	—	—	—	2	—	—	—	—	—	—	—	2
Wayne St. (Mich.) +.....	—	—	3	—	—	—	—	—	—	—	—	—	—	—	—	3
Wisconsin.....	—	2	—	—	—	—	—	—	—	—	—	—	—	—	—	2
Yale.....	—	—	2	—	—	—	—	—	—	—	—	—	—	—	—	2



	Cross Country	Fencing	Golf	Gymnastics	Rowing	Swimming	Tennis	Indoor Track	Outdoor Track	Totals
Northern Ariz. ....	1	—	—	—	—	—	—	—	1	2
Northwestern .....	—	—	—	—	—	—	1	—	—	1
Notre Dame .....	—	3	—	—	—	—	—	—	—	3
Ohio St. ....	—	—	—	—	—	3	—	1	—	4
Oklahoma .....	—	—	—	4	—	—	—	1	2	7
Oklahoma St. ....	—	—	—	—	—	—	—	2	1	3
Oregon .....	—	—	—	—	—	—	—	1	9	10
Oregon St. ....	—	—	—	6	—	—	—	—	—	6
Pennsylvania .....	—	1	—	—	—	—	—	—	—	1
Penn St. ....	—	4	—	1	—	—	—	—	—	5
Pittsburgh .....	—	—	—	1	—	—	—	7	3	11
Princeton .....	—	—	—	—	1	—	—	—	—	1
Providence .....	—	—	—	—	—	—	—	3	1	4
Purdue .....	—	—	—	—	—	—	—	1	1	2
Rice .....	—	—	—	—	—	—	—	4	7	11
St. John's (N.Y.) .....	—	2	—	—	—	—	—	—	—	2
St. Joseph's .....	—	—	—	—	—	—	—	—	1	1
San Diego .....	—	—	—	—	—	—	1	—	—	1
San Diego St. ....	—	—	—	—	—	—	—	—	3	3
San Jose St. ....	—	1	1	—	—	—	—	—	—	2
Seton Hall .....	—	—	—	—	—	—	—	2	2	4
South Carolina .....	—	—	—	—	—	—	—	4	5	9
Southern California .....	—	—	1	—	1	16	1	3	7	29
Southern Ill. ....	—	—	—	—	—	1	—	—	—	1
Southern Methodist .....	—	—	—	—	—	24	—	3	11	38
Southwest Tex. St. ....	—	—	—	—	—	—	—	—	2	2
Stanford .....	—	—	—	—	—	102	12	6	10	130
Tennessee .....	—	—	—	—	—	3	—	13	11	27
Texas .....	—	—	2	—	—	63	—	25	27	117
UTEP .....	—	—	—	—	—	—	—	2	3	5
Texas A&M .....	—	—	—	—	—	—	—	—	2	2
Texas Southern .....	—	—	—	—	—	—	—	1	3	4
Texas Tech .....	—	—	—	—	—	—	—	1	1	2
Trinity (Tex.) ++ .....	—	—	—	—	—	—	1	—	—	1
Tulsa .....	—	—	2	—	—	—	—	—	—	2
UCLA .....	—	—	—	14	—	1	5	11	28	59
Utah .....	—	—	—	21	—	—	—	—	—	21
Vanderbilt .....	—	—	—	—	—	—	—	—	1	1
Villanova .....	7	—	—	—	—	2	—	18	14	41
Virginia .....	1	—	—	—	2	1	—	—	—	3
Washington .....	—	—	—	2	4	—	—	—	2	8
Washington St. ....	—	—	—	—	—	—	—	2	2	4
Wayne St. (Mich.) + .....	—	1	—	—	—	—	—	—	—	1
Weber St. ....	—	—	—	—	—	—	—	1	—	1
West Virginia .....	—	—	—	—	—	—	—	1	1	2
Western Ill. ....	—	—	—	—	—	—	—	—	1	1
Wisconsin .....	3	—	—	—	—	—	—	15	18	36

**WOMEN'S SUMMARIES**

Photo by Fred Kleiber/NCAA Photos



Women's volleyball was one of two team titles won by BYU-Hawaii during the 1999-00 school year.

# Summary

DIVISION II



## 1999-00 Championships

### Highlights

Brigham Young-Hawaii and North Dakota State were double national championship winners during the 1999-00 season, with each school claiming a first-time crown. BYU-Hawaii captured its initial volleyball title to go with a second tennis championship, while North Dakota State returned to the basketball winner's circle for a sixth time and also claimed softball. Of note this season: Abilene Christian's 12th NCAA championship in indoor track and field and 21st overall to lead the division, and Florida Southern's first golf title to go with 11 on the school's men's side and continue a rich links tradition.

All 44 of Drury's NCAA individual titles have come in swimming and diving, including nine this year to lead the division's solo category. St. Augustine's was next with seven individual champions, while Gardner-Webb won its first six in history in the sports of outdoor track and field (three), indoor track and field (two) and swimming and diving. Abilene Christian, Adams State and Truman added four apiece, while Kennesaw State joined Gardner-Webb on the first-timer list with a cross-country crown. Abilene Christian continues to lead the all-time list with 101 championships.

## History

### Top Winners

School	Team Titles
1. Abilene Christian.....	21
2. Cal Poly* .....	16
3. Cal St. Northridge* .....	12
4. Adams St. ....	8
5. North Dakota St. ....	7
6. Bloomsburg.....	6

School	Individual Titles
1. Abilene Christian.....	101
2. Cal St. Northridge* .....	62
3. Oakland* .....	50
4. St. Augustine's .....	45
5. Cal Poly* .....	44
Drury.....	44
7. Air Force* .....	38

\*School now competes in Division I in all sports.

### Titles (One Sport)

School, Sport	Team Titles
1. Abilene Christian, Indoor Track .....	12
Cal Poly, Cross Country* .....	10
3. Abilene Christian, Outdoor Track and Field .....	8
Adams St., Cross Country .....	8
5. Cal Poly, Outdoor Track and Field* .....	6
Bloomsburg, Field Hockey .....	6
North Dakota St., Basketball .....	6

School, Sport	Individual Titles
1. Abilene Christian, Outdoor Track and Field .....	56
2. Cal St. Northridge, Swimming and Diving* .....	51
3. Oakland, Swimming and Diving* .....	50
4. Abilene Christian, Indoor Track .....	44
Drury, Swimming and Diving.....	44
6. Cal Poly, Outdoor Track and Field* .....	35

\*School now competes in Division I in all sports.

## Team Championships

(Notes: The Division II Field Hockey Championship was held from 1981 to 1983 and was reinstated in 1992. The Division II Gymnastics Championships were held from 1982 to 1986. From 1996-99, Golf was a Division II/III championship. The championship was recorded in the division in which the winner competed.)

+Division I school. ++ Division II school.

	Basketball	Cross Country	Field Hockey	Golf	Gymnastics	Soccer	Softball	Swimming	Tennis	Indoor Track	Outdoor Track	Volleyball	Totals
Abilene Christian.....	—	—	—	—	—	—	—	—	—	12	9	—	21
Adams St. ....	—	8	—	—	—	—	—	—	—	—	—	—	8
Air Force + .....	—	—	—	—	—	—	—	2	—	—	—	—	2
Alabama A&M + .....	—	—	—	—	—	—	—	—	—	1	2	—	3
Armstrong Atlantic.....	—	—	—	—	—	—	—	—	2	—	—	—	2
Augustana (S.D.).....	—	—	—	—	—	—	1	—	—	—	—	—	1
Barry.....	—	—	—	—	—	3	—	—	—	—	—	1	4
Bloomsburg.....	—	—	6	—	—	—	—	—	—	—	—	—	6
BYU-Hawaii.....	—	—	—	—	—	—	—	—	2	—	—	1	3
Cal Poly + .....	—	10	—	—	—	—	—	—	—	—	6	—	16
Cal Poly Pomona.....	3	—	—	—	—	—	—	—	2	—	—	—	5
UC Davis.....	—	—	—	—	—	—	—	—	2	—	—	—	2
UC Riverside.....	—	—	—	—	—	—	—	—	—	—	—	2	2
Cal St. Bakersfield.....	—	—	—	—	—	—	3	—	—	—	—	1	4
Cal St. Dom. Hills.....	—	—	—	—	—	1	—	—	—	—	—	—	1
Cal St. Hayward ++.....	—	—	—	—	—	1	—	—	—	—	—	—	1
Cal St. Northridge +.....	—	—	—	—	1	—	4	4	1	—	—	2	12
Cal St. Sacramento +.....	—	—	—	—	—	—	—	—	—	—	—	1	1
Calif. (Pa.).....	—	—	—	—	—	—	2	—	—	—	—	—	2
Central Mo. St. ....	1	—	—	—	—	—	—	—	—	—	—	—	1
Chattanooga +.....	—	—	—	—	—	—	—	—	3	—	—	—	3
Clarion.....	—	—	—	—	—	—	—	3	—	—	—	—	3
Delta St. ....	3	—	—	—	—	—	—	—	—	—	—	—	3
Denver + .....	—	—	—	—	1	—	—	—	—	—	—	—	1
Drury.....	—	—	—	—	—	—	—	4	—	—	—	—	4
Fla. Southern.....	—	—	—	1	—	—	1	—	—	—	—	—	2
Franklin Pierce.....	—	—	—	—	—	5	—	—	—	—	—	—	5
Hampton + .....	1	—	—	—	—	—	—	—	—	—	—	—	1
Hawaii Pacific.....	—	—	—	—	—	—	—	—	—	—	—	1	1
Humboldt St. ....	—	—	—	—	—	—	1	—	—	—	—	—	1
Jacksonville St. +.....	—	—	—	—	2	—	—	—	—	—	—	—	2
Kennesaw St. ....	—	—	—	—	—	—	2	—	—	—	—	—	2
Lock Haven.....	—	—	4	—	—	—	—	—	—	—	—	—	4
Lynn.....	—	—	—	1	—	1	—	—	1	—	—	—	3
Merrimack.....	—	—	—	—	—	—	1	—	—	—	—	—	1
Mo. Southern St. ....	—	—	—	—	—	—	1	—	—	—	—	—	1
Neb.-Omaha.....	—	—	—	—	—	—	—	—	—	—	—	1	1
New Haven.....	1	—	—	—	—	—	—	—	—	—	—	—	1
North Dakota.....	3	—	—	—	—	—	—	—	—	—	—	—	3
North Dakota St. ....	6	—	—	—	—	—	1	—	—	—	—	—	7
North Fla. ....	—	—	—	—	—	—	—	—	1	—	—	—	1
Northern Mich. ....	—	—	—	—	—	—	—	—	—	—	—	2	2
Oakland + .....	—	—	—	—	—	—	—	5	—	—	—	—	5
Pfeiffer.....	—	—	1	—	—	—	—	—	—	—	—	—	1
Portland St. + .....	—	—	—	—	—	—	—	—	—	—	—	4	4
St. Augustine's.....	—	—	—	—	—	—	—	—	—	2	2	—	4
Sam Houston St. +.....	—	—	—	—	—	—	1	—	—	—	—	—	1
Seattle Pacific.....	—	—	—	—	1	—	—	—	—	—	—	—	1
Stephen F. Austin +.....	—	—	—	—	—	—	1	—	—	—	—	—	1
SIU-Edwardsville.....	—	—	—	—	—	—	—	—	4	—	—	—	4
Sonoma St. ....	—	—	—	—	—	1	—	—	—	—	—	—	1
South Dakota St. ....	—	1	—	—	—	—	—	—	—	—	—	—	1
South Fla. + .....	—	—	—	—	—	—	—	1	—	—	—	—	1
Virginia Union.....	—	—	—	—	—	—	—	—	—	—	—	—	1
West Tex. A&M.....	—	—	—	—	—	—	—	—	—	—	—	3	3

WOMEN'S SUMMARIES

## Individual Championships

(Notes: The Division II Gymnastics Championships were held from 1982 to 1986. In tennis, individual championships were held from 1982 to 1994. In swimming and track, relays count as one championship. From 1996-99, Golf was a Division II/III championship. The championship was recorded in the division in which the winner competed.)

+Division I school. ++Division III school.

	Cross Country	Golf	Gymnastics	Swimming	Tennis	Indoor Track	Outdoor Track	Totals
Abilene Christian .....	—	—	—	—	1	44	56	101
Adams St. ....	2	—	—	—	—	9	10	21
Air Force + .....	—	—	2	25	2	3	5	38
Alabama A&M + .....	—	—	—	—	—	4	33	37
Angelo St. ....	—	—	—	—	—	—	3	3
Army .....	—	—	—	10	—	1	4	15
Ashland .....	—	—	—	3	—	5	3	11
Augustana (S.D.) .....	—	—	—	—	—	2	1	3
Bemidji St. ....	—	—	—	—	—	1	—	1
Bloomsburg .....	—	—	—	5	—	—	—	5
Boston College + .....	—	—	—	5	—	—	—	5
UC Davis .....	—	—	—	14	—	2	4	20
Cal Poly + .....	4	—	—	5	—	—	35	44
Cal Poly Pomona .....	—	—	1	—	3	—	11	15
Cal St. Bakersfield .....	—	—	—	12	1	—	8	21
Cal St. Chico .....	—	—	—	1	—	—	3	4
Cal St. Hayward ++ .....	—	—	—	1	—	—	5	6
Cal St. Los Angeles .....	1	—	—	—	2	10	13	26
Cal St. Northridge + .....	1	—	3	51	1	—	6	62
Cal St. Sacramento + .....	—	—	1	1	—	—	6	8
Cal St. Stanislaus .....	—	—	—	—	—	—	4	4
Calif. (Pa.) .....	—	—	—	—	—	1	—	1
Central Mo. St. ....	—	—	—	—	—	—	1	1
Chattanooga + .....	—	—	—	—	1	—	—	1
Clarion .....	—	—	—	33	—	—	—	33
Denver + .....	—	—	3	—	—	—	—	3
Drury .....	—	—	—	44	—	—	—	44
East Stroudsburg .....	—	—	—	—	—	—	1	1
Emporia St. ....	—	—	—	—	—	2	6	8
Fla. Atlantic + .....	—	—	—	12	—	—	—	12
Fla. Southern .....	—	4	—	—	—	—	—	4
Fort Hays St. + .....	—	—	—	—	—	—	3	3
Francis Marion .....	—	—	—	—	2	—	—	2
Furman + .....	—	—	—	7	—	—	—	7
Gardner-Webb .....	—	—	—	1	—	2	3	6
George Mason + .....	—	—	—	—	—	—	1	1
Georgetown + .....	—	—	—	—	1	—	—	1
Grand Canyon .....	—	—	—	—	2	—	—	2
Hampton + .....	—	—	—	—	—	7	9	16
Harding .....	—	—	—	—	—	1	—	1
Humboldt St. ....	—	—	—	—	—	1	1	2
Indiana (Pa.) .....	—	—	—	—	—	—	1	1
Indianapolis .....	—	—	—	—	—	—	2	2
Ithaca ++ .....	—	—	1	—	—	—	—	1
Jacksonville St. + .....	—	—	2	—	—	—	—	2
Kennesaw St. ....	1	—	—	—	—	—	—	1
Kentucky St. ....	—	—	—	—	—	1	—	1
Kutztown .....	—	—	—	2	—	—	1	3
Lewis .....	1	—	—	—	—	6	10	17
Lincoln (Mo.) .....	—	—	—	—	—	4	6	10
Lynn .....	—	1	—	—	—	—	—	1
Maine + .....	—	—	—	1	—	—	—	1
Mass.-Lowell .....	—	—	—	—	—	1	—	1
Minn.-Duluth .....	—	—	—	—	—	1	—	1
Mo. Southern St. ....	—	—	—	—	—	1	1	2
Morgan St. + .....	—	—	—	—	—	—	6	6
Morningside .....	—	—	—	—	—	1	—	1
Navy + .....	—	—	—	1	—	2	—	3
Neb.-Kearney .....	—	—	—	—	—	1	1	2
Neb.-Omaha .....	—	—	—	—	—	1	—	1
Nevada + .....	—	—	—	1	—	—	—	1
New Hampshire + .....	—	—	—	1	—	—	—	1
New York Tech .....	—	—	—	—	—	2	1	3
Norfolk St. + .....	—	—	—	—	—	6	13	19
N.C. Central .....	—	—	—	—	—	—	1	1
North Dakota .....	—	—	—	23	—	1	—	24
North Dakota St. ....	—	—	—	—	—	3	—	3
North Fla. ....	—	—	—	—	—	—	2	2
Northern Colo. ....	—	—	—	3	4	—	2	9
Northern Mich. ....	—	—	1	34	—	—	—	35



	Cross Country	Golf	Gymnastics	Swimming	Tennis	Indoor Track	Outdoor Track	Totals
Northwest Mo. St. ....	—	—	—	—	—	1	—	1
Oakland + .....	—	—	—	50	—	—	—	50
Paine .....	—	—	—	—	—	—	1	1
Pittsburg St. ....	2	—	—	—	—	3	6	11
Portland St. + .....	—	—	—	—	—	—	2	2
Puget Sound ++ .....	—	—	—	5	—	—	—	5
Rice + .....	—	—	—	1	—	—	—	1
Rollins .....	—	—	—	—	1	—	—	1
Saginaw Valley .....	—	—	—	—	—	1	1	2
St. Augustine's .....	—	—	—	—	—	18	27	45
St. Cloud St. ....	—	—	—	5	—	1	—	6
Salem-Teikyo .....	—	—	—	4	—	—	—	4
San Fran. St. ....	—	—	3	—	—	—	—	3
Seattle Pacific .....	1	—	3	—	—	2	12	18
Shippensburg .....	—	—	—	—	—	1	—	1
SIU-Edwardsville .....	—	—	—	—	5	—	—	5
Slippery Rock .....	—	—	1	—	—	2	2	5
South Dakota .....	—	—	—	—	—	2	4	6
South Dakota St. ....	—	—	—	—	—	2	4	6
South Fla. + .....	—	—	—	10	—	—	—	10
Southeast Mo. St. + .....	2	—	—	—	—	6	4	12
Southern Conn. St. ....	—	—	1	—	—	1	—	2
Southwest Tex. St. + .....	—	—	—	—	—	—	1	1
Springfield ++ .....	—	—	—	—	—	—	1	1
Tampa .....	—	—	—	9	—	—	—	9
Tex. A&M-Commerce .....	—	—	—	—	—	—	1	1
Tex. A&M-Kingsville .....	—	—	—	—	—	—	1	1
Truman .....	—	—	—	5	—	1	2	8
Tuskegee .....	—	—	—	—	—	—	1	1
Vanderbilt + .....	—	—	—	2	—	—	—	2
Wake Forest + .....	—	—	—	—	—	—	1	1
West Chester .....	—	—	—	1	—	1	2	4
Western St. ....	3	—	—	—	—	3	11	17
William & Mary + .....	—	—	2	—	—	—	—	2
Wis.-Oshkosh .....	—	—	4	—	—	—	—	4
Wis.-Parkside .....	—	—	—	—	—	1	—	1
Youngstown St. + .....	—	—	—	1	—	—	—	1

**WOMEN'S SUMMARIES**




Photo by Doug Benedict/NCAA Photos

*College of New Jersey midfielder Jami Holtz led the Lions to the Division III Field Hockey title. The College of New Jersey was the only Division III school to win more than one team title.*

# Summary

DIVISION III



## 1999-00 Championships

### Highlights

The College of New Jersey won field hockey and lacrosse to finish as the only multiple team championship winner during 1999-00. The Lions' dominance in lacrosse (10th championship) and field hockey (ninth) trails only Kenyon's successful swimming and diving run of 17 titles, a streak that is all consecutive one that continued this past year. First-time winners were St. Mary's (Minnesota) in softball and Trinity (Texas) in tennis. UC San Diego won its fourth soccer title in the last five years and 16th team championship overall to finish its Division III tenure in third place on the all-time list. The Tritons move to Division II for 2000-01.

Kenyon again led the individual title parade with eight swimming and diving champions, increasing to 180 its division-leading, all-time figure. Lincoln (Pennsylvania) was next with seven, including five from outdoor track and field, and three schools captured four titles apiece. Amherst won championships in four different sports – swimming and diving, tennis, indoor and outdoor track and field – while UC San Diego took home four crowns in swimming and diving. Chicago's four titles put the Maroons into the first-time category along with Coast Guard, Eastern Mennonite, John Carroll and Sewanee (University of the South).

## History

### Top Winners

School	Team Titles
1. Col. of New Jersey.....	28
2. Kenyon.....	20
3. UC San Diego.....	16
4. Wis.-Oshkosh.....	13
5. Chris. Newport.....	12
Cortland St. ....	12

School	Individual Titles
1. Kenyon.....	180
2. Williams.....	59
3. Chris. Newport.....	55
4. Cortland St. ....	37
5. UC San Diego.....	34

### Titles (One Sport)

School, Sport	Team Titles
1. Kenyon, Swimming and Diving.....	17
2. Col. of New Jersey, Lacrosse.....	10
3. Col. of New Jersey, Field Hockey.....	9
4. UC San Diego, Volleyball.....	7
Cortland St., Cross Country.....	7
Washington (Mo.), Volleyball.....	7

School, Sport	Individual Titles
1. Kenyon Swimming and Diving.....	177
2. Williams, Swimming and Diving.....	52
3. Chris. Newport, Outdoor Track and Field.....	29
4. UC San Diego, Swimming and Diving.....	27
5. Chris. Newport, Indoor Track.....	26

## Team Championships

*[Notes: In 1987, Wis.-Oshkosh and St. Thomas (Minn.) tied for the cross country team championship. Each team is credited with one championship. From 1996-99, Golf was a Division II/III championship. The championship was recorded in the division in which the winner competed.]*

+Division I school. ++ Division II school.

	Basketball	Cross Country	Field Hockey	Golf	Lacrosse	Soccer	Softball	Swimming	Tennis	Indoor Track	Outdoor Track	Volleyball	Totals
Alma.....	1												1
Amherst.....									1				1
Bloomsburg ++.....			2										2
Buena Vista.....							1						1
UC San Diego ++.....						5			4			7	16
UC Santa Cruz.....									1				1
Calvin.....		2											2
Capital.....	2												2
Central (Iowa).....	1	1					3				1	2	8
Chapman.....							1						1
Chris. Newport.....										6	6		12
Concordia-M'head.....	1												1
Cortland St.....		7	2			1				1	1		12
Davidson +.....									1				1
Eastern Conn. St.....							4						4
Elizabethtown.....	2												2
Elmhurst.....												2	2
Frank. & Marsh.....		1											1
Gust. Adolphus.....									1				1
Hope.....	1												1
Ithaca.....			1			2							3
Kenyon.....								17	3				20
La Verne.....												1	1
Lincoln (Pa.).....										1	3		4
Lock Haven.....			1										1
Macalester.....						1							1
Mary Washington.....									2				2
Mass.-Boston.....										3	1		4
Methodist.....				4									4
Middlebury.....			1		2								3
Col. of New Jersey.....			9		10	2	6		1				28
New York U.....	1												1
North Central.....	1												1
Occidental.....									1				1
Pomona-Pitzer.....									1				1
Principia.....									1				1
Rochester.....						2							2
Rust.....	1												1
St. Mary's (Minn.).....							1						1
St. Thomas (Minn.).....	1	4											5
Salem St.....	1												1
Salisbury St.....			1										1
Scranton.....	1												1
Simpson.....							2						2
Skidmore.....									1				1
Trinity (Tex.).....									1				1
Ursinus.....					3								3
Washington (Mo.).....	3											7	10
Wheaton (Mass.).....										2			2
William Smith.....			2			1							3
Williams.....		1						2					2
Wis.-La Crosse.....		1									2		3
Wis.-Oshkosh.....	1	4								3	5		13
Wis.-Stevens Point.....	1						1						2

**WOMEN'S SUMMARIES**

## Individual Championships

(Notes: In tennis, two championships are awarded each year: one to the school whose competitor wins the singles championship and one to the school whose team wins the doubles championship. In swimming and track, relays count as one championship. From 1996-99, Golf was a Division II/III championship. The championship was recorded in the division in which the winner competed.)

+Division I school. ++ Division II school.

	Cross Country	Golf	Swimming	Tennis	Indoor Track	Outdoor Track	Totals
Albany (N.Y.)	—	—	—	—	—	3	3
Albion	—	—	1	—	—	—	1
Alfred	—	—	—	—	—	1	1
Allegheny	—	—	5	—	—	—	5
Alma	—	—	—	—	—	1	1
Amherst	—	—	1	2	1	1	5
Anderson (Ind.)	—	—	—	—	—	1	1
Augsburg	—	—	—	—	3	5	8
Augustana (Ill.)	—	—	1	—	1	1	3
Baldwin-Wallace	—	—	—	—	4	4	8
Bethel (Minn.)	—	—	—	—	1	—	1
Binghamton ++	—	—	—	—	2	3	5
Bowdoin	—	—	2	—	—	3	5
Brandeis	—	—	—	—	7	7	14
Brockport St.	—	—	—	—	—	2	2
Brooklyn	—	—	—	—	—	2	2
Buena Vista	—	—	—	—	1	2	3
UC San Diego ++	—	—	27	3	—	4	34
Cal St. Stanislaus ++	—	—	—	—	—	1	1
Calvin	1	—	—	—	—	9	10
Carleton	2	—	1	—	2	4	9
Carnegie Mellon	—	—	2	—	—	1	3
Carrall (Wis.)	—	—	—	—	1	1	2
Carthage	—	—	—	—	—	2	2
Case Reserve	—	—	1	—	1	2	4
Catholic	—	—	—	—	—	1	1
Central (Iowa)	—	—	—	—	—	8	8
Chicago	1	—	—	—	1	2	4
Chris. Newport	—	—	—	—	26	29	55
CCNY	—	—	—	—	4	3	7
Claremont-M.S.	—	—	—	—	—	3	3
Coast Guard	—	—	1	—	—	—	1
Coe	—	—	—	—	2	2	4
Colby	—	—	—	—	—	1	1
Colorado Col.	—	—	5	—	—	1	6
Concordia-M'head	—	—	—	—	—	6	6
Cornell College	—	—	—	—	—	2	2
Corland St.	4	—	1	—	13	19	37
Defiance	—	—	—	—	—	1	1
Denison	—	—	12	—	—	—	12
DePauw	—	—	1	—	—	—	1
Dickinson	—	—	—	—	—	1	1
East. Mennonite	—	—	—	—	1	1	2
Eastern Ore.	—	—	—	—	—	1	1
Elizabethtown	—	—	—	1	—	—	1
Emory	—	—	10	—	—	—	10
Fisk	—	—	—	—	—	1	1
Fitchburg St.	—	—	—	—	2	2	4
Frank. & Marsh.	—	—	3	—	—	—	3
Frostburg St.	—	—	1	—	—	4	5
Geneseo St.	—	—	—	—	—	1	1
Gettysburg	—	—	3	—	—	—	3
Grinnell	—	—	—	—	—	3	3
Gust. Adolphus	1	—	—	—	—	—	1
Hamline	—	—	4	—	2	1	7
Hartwick	—	—	2	—	1	1	4
Heidelberg	—	—	—	—	—	1	1
Hollins	—	—	2	—	—	—	2
Hope	—	—	17	—	—	—	17
Ill. Wesleyan	—	—	—	—	1	1	2
Ithaca	—	—	3	—	1	—	4
John Carrall	—	—	1	—	—	—	1
Johns Hopkins	—	—	2	—	—	2	4
Juniata	—	—	—	—	—	1	1
Kalamazoo	—	—	1	—	—	—	1
Kenyon	—	—	177	1	1	1	180
La Verne	—	—	—	—	—	3	3
Lake Forest	—	—	2	—	—	—	2
Lawrence	—	—	—	—	1	—	1

	Cross Country	Golf	Swimming	Tennis	Indoor Track	Outdoor Track	Totals
Lewis & Clark	—	—	—	—	—	1	1
Lincoln (Pa.)	—	—	—	—	9	18	27
Loras	—	—	—	—	2	1	3
Luther	1	—	—	—	1	3	5
Macalester	1	—	—	—	3	6	10
Manchester	—	—	—	—	1	2	3
Mary Washington	—	—	1	—	—	1	2
Mass.-Boston	—	—	—	—	9	10	19
Mass.-Dartmouth	—	—	—	—	—	1	1
Medgar Evers	—	—	—	—	1	—	1
Menlo	—	—	—	2	—	—	2
Merchant Marine	—	—	1	—	—	1	2
Methodist	—	1	—	—	2	2	5
Middlebury	1	—	3	2	1	1	8
MIT	—	—	4	—	—	—	4
Montclair St.	—	—	—	—	4	1	5
Moravian	—	—	—	—	—	1	1
Mount Holyoke	—	—	—	—	—	2	2
Mount Union	—	—	—	—	1	4	5
Nazareth	—	—	4	—	—	—	4
Neb. Wesleyan	—	—	—	—	5	7	12
Col. of New Jersey	—	—	1	1	—	7	9
North Central	—	—	1	—	4	5	10
Notre Dame (Cal.)	—	—	—	—	—	1	1
Occidental	—	—	—	2	—	10	12
Ohio Northern	—	—	—	—	1	—	1
Ohio Wesleyan	—	—	—	—	—	1	1
Plattsburgh St.	—	—	—	—	—	1	1
Pomona-Pitzer	—	—	4	7	—	3	14
Principia	—	—	—	7	—	1	8
Randolph-Macon	—	—	1	—	—	—	1
Redlands	—	—	—	1	—	4	5
Regis (Mass.)	—	—	1	—	—	—	1
Rhodes	—	—	—	3	—	—	3
Rochester	—	—	—	—	4	1	5
Rochester Inst.	—	—	—	—	—	1	1
Rowan	—	—	2	—	—	3	5
St. Lawrence	—	—	—	—	—	1	1
St. Norbert	—	—	—	—	2	—	2
St. Olaf	—	—	3	—	—	2	5
St. Thomas (Minn.)	1	—	—	—	4	13	18
Salem St.	—	—	—	—	—	3	3
Salve Regina	—	—	—	—	1	2	3
Sewanee	—	—	—	—	1	1	2
Simpson	—	—	—	—	—	3	3
Skidmore	—	—	—	2	—	—	2
Smith	—	—	4	—	1	3	8
Sonoma St. ++	—	—	—	—	—	1	1
Southern-N.O.	—	—	—	—	—	3	3
Springfield	—	—	2	—	1	1	4
Stony Brook +	—	—	—	—	2	1	3
Susquehanna	—	—	—	—	—	1	1
Tufts	—	—	—	—	7	6	13
Union (N.Y.)	—	—	1	—	—	—	1
Wartburg	—	—	—	—	—	1	1
Washington (Mo.)	—	—	—	—	1	1	2
Wash. & Jeff.	—	—	—	—	—	1	1
Wash. & Lee	—	—	—	1	—	—	1
Wellesley	—	—	—	1	—	—	1
Wesleyan (Conn.)	—	—	3	—	—	1	4
Westfield St.	1	—	—	—	—	2	3
Wheaton (Ill.)	—	—	6	—	—	4	10
Wheaton (Mass.)	—	—	—	—	5	3	8
Willamette	—	—	—	—	—	1	1
Wm. Paterson	—	—	—	—	—	2	2
William Penn	—	—	—	—	—	1	1
William Smith	—	—	2	—	—	—	2
Williams	1	—	52	2	2	2	59
Wilmington (Ohio)	—	—	—	—	1	—	1
Wis.-Eau Claire	—	—	1	—	2	4	7
Wis.-La Crosse	2	—	—	—	5	17	24
Wis.-Oshkosh	2	—	2	—	12	13	29
Wis.-River Falls	—	—	—	—	—	1	1
Wis.-Stevens Point	—	—	—	—	4	6	10
Wis.-Whitewater	—	—	—	—	3	1	4
Wooster	—	—	1	—	—	—	1
Worcester St.	—	—	—	—	—	1	1
York (N.Y.)	—	—	—	—	—	2	2

**WOMEN'S SUMMARIES**