

Volleyball

DIVISION I



1999 Championship

Highlights

How Sweet It Is: After failing to win a championship in three previous attempts, the Penn State Nittany Lions finally claimed their first-ever NCAA Division I women's volleyball title December 18. The Lions swept favorite Stanford 15-2, 15-11, 15-5 before a sellout crowd at Hawaii's Stan Sheriff Center and extended their win streak to 36.

Penn State's Lauren Cacciamani, the 1999 co-Division I player of the year, was named most outstanding player of the championship after pounding out 20 kills in the title match. Setter Bonnie Bremner quarterbacked the offense with 37 assists.

The expected 1-2 punch of Stanford's co-Division I player of the year Kerri Walsh and all-American freshman Logan Tom never materialized. The Nittany Lions minimized the Cardinal attack with strong defensive play both at the net (15 team blocks) and on the court (46 digs).

Penn State's title is the first Division I volleyball championship for a team east of Texas and just the third for a school not in California.

All-Tournament Team: Lauren Cacciamani, Bonnie Bremner and Carrie Schonveld of Penn State, Stanford's Kerri Walsh and Logan Tom, and Elsa Stegemenn of Pacific (California) were named.

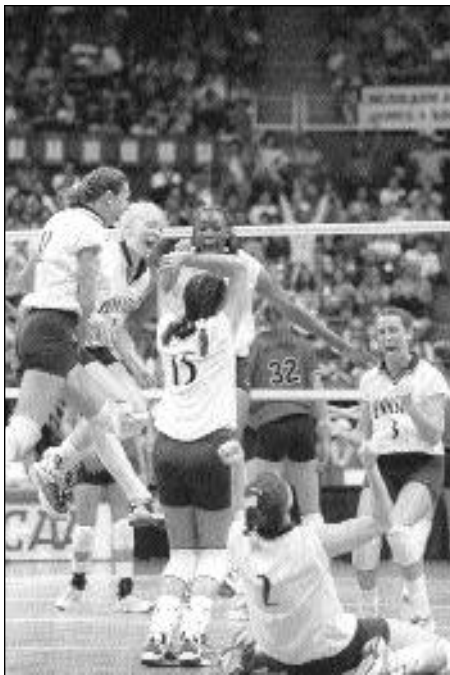
TOURNAMENT PERCENTAGE LEADERS

Player, Team	K	E	TA	*Pct.	SA	DG	BS
Nina Puikkonen, Brigham Young	61	9	113	.460	1	20	0
Heather Wright, Florida	54	9	104	.433	0	4	2
Elisabeth Bachman, UCLA	40	5	82	.427	0	9	5
Jennica Smith, Pacific (Cal.)	88	21	161	.416	1	28	1
Angela Knopf, Colorado St.	35	4	76	.408	1	26	2
Sarah Behnke, Michigan	53	12	101	.406	1	28	0
Stephanie Hagen, Minnesota	46	11	93	.376	0	8	5
Petia Yanchulova, San Diego	39	8	80	.375	1	34	1
Lauren Cacciamani, Penn St.	106	27	215	.367	4	35	8
Jenny Whitehead, Florida	72	20	142	.366	2	38	1

LEGEND: K (kills), E (errors), TA (total attempts), SA (service aces), DG (digs), BS (block solos).

*Percentage is derived by subtracting errors from kills and dividing that remainder by total attempts. Minimum of 75 attempts to qualify.

Photo by Chas Hendrickson/NCAA Photos



The Nittany Lions enjoy the thrill of victory after defeating the Stanford Cardinal 3-0 for their first ever Division I women's volleyball title.

Results

FIRST ROUND

DECEMBER 3

Penn St.	K	E	TA	Pct.	SA	DG	BS
Lauren Cacciamani	4	0	6	.667	1	5	0
Bonnie Bremner	5	0	5	1.00	0	6	0
Mishka Levy	3	0	3	1.00	0	0	1
Carrie Schonveld	3	1	10	.200	0	7	0
Katie Schumacher	5	0	8	.625	3	2	0
Amanda Rome	10	0	16	.625	0	5	0
Nadia Edwards	7	0	8	.875	0	0	0
Hilary Sexton	5	1	9	.444	0	3	0
Solena Quick	0	0	0	.000	3	1	0
Robyn Guokas	3	2	5	.200	0	0	0
Leilani Schlottfeldt	0	0	0	.000	1	1	0
Kalna Miller	0	0	0	.000	0	2	0
Totals	45	4	70	.586	8	32	1

Robert Morris	K	E	TA	Pct.	SA	DG	BS
Julie Sector	8	2	24	.250	0	4	0
Katie Noble	6	1	12	.417	0	0	0
Maryann Liska	2	6	20	-.200	0	3	0
Traci Zureick	4	2	8	.250	0	2	0
Michelle Bartlett	0	1	3	-.333	0	6	0
Meghan Mongillo	0	1	4	-.250	0	2	0
Jennifer Koskoski	0	0	0	.000	0	0	0
Vanessa Murray	0	0	1	.000	0	0	0
Ashley Laughlin	1	1	2	.000	0	0	0
Totals	21	14	74	.095	0	17	0

Robert Morris	1	1	2				
Penn St.	15	15	15				

DECEMBER 3

Temple	K	E	TA	Pct.	SA	DG	BS
Alma Kovaci	24	8	64	.250	2	19	1
Solana Lee	1	1	3	.000	0	7	0
Marcia Lyssy	7	3	25	.160	0	4	0
Enkeleida Shkoza	27	5	52	.423	2	10	2
Maria Vutskova	15	11	42	.095	2	20	0
Sara Stone	7	2	29	.172	2	13	0
Teresa Schumacher	2	1	5	.200	0	2	0
Jill Carman	0	0	0	.000	0	0	0
Christine Happel	1	1	3	.000	0	1	0
Karla Jones	2	0	3	.667	0	4	0
Brandy Best	0	0	0	.000	1	4	0
Totals	86	32	226	.239	9	84	3

Baylor	K	E	TA	Pct.	SA	DG	BS
Elisha Polk	32	12	75	.267	0	24	0
Dana Chuha	2	1	7	.143	1	10	0
Kia Young	27	8	63	.302	0	17	3
Sunny Nicholas	19	7	38	.316	0	15	0
Kirsten Berg	11	2	17	.529	0	5	0
Tatiana Kenon	14	5	31	.290	0	2	0
Dana Atkinson	0	2	4	-.500	1	19	0
Kimmy Scott	0	0	0	.000	1	4	0
Totals	105	37	235	.289	3	96	3

Temple	15	14	7	12			
Baylor	11	16	15	15			

DECEMBER 3

Minnesota	K	E	TA	Pct.	SA	DG	BS
Charnette Fair	11	4	23	.304	0	0	1
Lindsey Berg	4	2	11	.182	0	4	0
Yvonne Wichert	10	2	20	.400	3	12	0
Linda Shudlick	8	1	17	.412	1	10	0

Nicole Branagh	K	E	TA	Pct.	SA	DG	BS
Nicole Branagh	23	10	58	.224	1	12	0
Lisa Axel	0	0	0	.000	1	7	0
Stephanie Hagan	14	0	22	.636	0	2	1
Susan Shudlick	0	0	0	.000	0	4	0
Totals	70	19	151	.338	6	51	2

Cal St. Sacramento	K	E	TA	Pct.	SA	DG	BS
Maureen Rafferty	1	1	6	.000	2	7	0
Angela Lewis	11	9	50	.040	0	9	0
Esther Rogers	3	5	16	-.125	1	17	0
Sarah Chlebana	11	4	26	.269	1	8	0
Alison Gahr	4	3	12	.083	0	1	0
Zara Budenbender	0	0	0	.000	0	5	0
Kristi Lambert	0	0	1	.000	0	0	0
Jayme Wright	8	0	11	.727	0	4	0
Allison Courter	2	1	5	.200	0	0	0
Tasman Dwyer	15	1	26	.538	0	0	1
Kelly Voeltz	0	1	2	-.500	1	2	0
Liz Hill	0	0	0	.000	1	0	0
Totals	55	25	155	.194	6	53	1

Cal St. Sacramento	9	10	10				
Minnesota	15	15	15				

DECEMBER 3

Hofstra	K	E	TA	Pct.	SA	DG	BS
Lindsey Birkel	3	0	5	.600	0	7	0
Stefanie Rewitz	5	5	17	.000	0	3	0
Enkeleida Kafiraj	9	5	31	.129	0	3	0
Kurtisa Shaw	7	2	17	.294	1	6	0
Gretchen Lavander	5	1	15	.267	0	2	1
Suzanne Shaw	2	3	23	-.043	0	10	0
Caroline Katsikas	0	0	0	.000	0	0	0
Jennifer Merrill	0	0	0	.000	0	3	0

	K	E	TA	Pct.	SA	DG	BS
Danielle Shinn.....	10	5	24	.208	0	9	0
Jennica Smith.....	15	8	39	.179	0	6	0
Megan Hauschild.....	0	0	0	.000	0	4	0
Tanja Dimitrijevic.....	1	0	5	.200	1	3	0
Angela Rosenquist.....	0	0	0	.000	0	1	0
Sara Bronson.....	0	0	0	.000	0	1	0
Courtney Miller.....	0	0	0	.000	0	7	0
Totals.....	81	32	203	.241	5	77	2
Pacific (Cal.).....	16	5	6	.15	12		
Penn St.....	14	15	15	.7	15		

DECEMBER 16

Stanford	K	E	TA	Pct.	SA	DG	BS
Kerri Walsh.....	14	3	27	.407	0	8	1
Tara Conrad.....	7	6	17	.059	1	3	0
Lindsey Yamasaki.....	13	0	22	.591	0	13	0
Logan Tom.....	27	5	39	.564	3	9	1
Jaimi Gregory.....	0	0	0	.000	0	5	0
Lindsay Kagawa.....	1	1	4	.000	4	7	0
Emily Lawrence.....	0	0	0	.000	0	0	0
Sarah Clark.....	1	0	3	.333	0	0	0
Ashley Ivy.....	0	0	0	.000	0	2	0
Sara Sandrik.....	2	1	7	.143	0	0	0

	K	E	TA	Pct.	SA	DG	BS
Jennifer Detmer.....	3	0	5	.600	0	1	0
Totals.....	68	16	124	.419	8	48	2

Long Beach St.

	K	E	TA	Pct.	SADG	BS
Kristy Kierulff.....	2	0	6	.333	0	4
Anja Grabovac.....	8	4	23	.174	0	5
Keri Nishimoto.....	1	0	7	.143	0	4
Brandy Barratt.....	8	3	19	.263	1	10
Melissa Ohta.....	0	0	0	.000	1	6
Cheryl Weaver.....	11	5	28	.214	1	5
Veronica Walls.....	7	3	13	.308	1	0
Tayyiba Haneef.....	7	3	20	.200	0	0
Totals.....	44	18	116	.224	4	34

Long Beach St.....	10	10	3
Stanford.....	15	15	15

FINALS AT HAWAII

DECEMBER 18

Penn St.	K	E	TA	Pct.	SA	DG	BS
Lauren Cacciamani ...	20	6	44	.318	0	5	3
Bonnie Bremner.....	4	1	9	.333	0	6	0
Mishka Levy.....	3	0	5	.600	0	2	1

	K	E	TA	Pct.	SA	DG	BS
Carrie Schonveld.....	9	2	19	.368	0	10	1
Katie Schumacher.....	9	5	26	.154	0	5	1
Amanda Rome.....	3	5	17	.000	0	9	0
Leilani Schlottfeldt.....	0	0	0	.000	0	4	0
Kalna Miller.....	0	0	1	.000	1	5	0
Totals.....	48	19	121	.240	1	46	6

Stanford

	K	E	TA	Pct.	SADG	BS
Kerri Walsh.....	11	11	33	.000	1	9
Tara Conrad.....	4	1	13	.231	0	5
Lindsey Yamasaki.....	6	5	18	.056	0	6
Logan Tom.....	7	10	31	.000	0	15
Jaimi Gregory.....	0	2	2	.000	0	8
Lindsay Kagawa.....	0	2	3	.000	0	3
Emily Lawrence.....	0	0	0	.000	0	1
Sarah Clark.....	1	2	5	.000	0	2
Sara Sandrik.....	3	3	8	.000	0	0
Robyn Lewis.....	0	0	0	.000	0	0
Jennifer Detmer.....	7	4	18	.167	0	0
Totals.....	39	40	131	.000	1	49

Stanford.....	2	11	5
Penn St.....	15	15	15

History

Team Results

Year	Champion (Record)	Coach	Score	Runner-Up	Host or Site	Championship Match Attendance	Championship Total Attendance
1981.....	Southern California (27-10)	Chuck Erbe	3-2	UCLA	UCLA	6,289	11,875
1982.....	Hawaii (33-1)	Dave Shoji	3-2	Southern California	Pacific (Cal.)	4,126	18,462
1983.....	Hawaii (34-2)	Dave Shoji	3-0	UCLA	Kentucky	2,000	27,863
1984.....	UCLA (33-6)	Andy Banachowski	3-2	Stanford	UCLA	4,285	29,215
1985.....	Pacific (Cal.) (36-3)	John Dunning	3-1	Stanford	Western Mich.	7,876	37,521
1986.....	Pacific (Cal.) (39-3)	John Dunning	3-0	Nebraska	Pacific (Cal.)	6,500	40,103
1987.....	Hawaii (37-2)	Dave Shoji	3-1	Stanford	Indianapolis	6,885	41,811
1988.....	Texas (34-5)	Mick Haley	3-0	Hawaii	Minnesota	9,107	40,437
1989.....	Long Beach St. (32-5)	Brian Gimmillaro	3-0	Nebraska	Hawaii	5,693	50,170
1990.....	UCLA (36-1)	Andy Banachowski	3-0	Pacific (Cal.)	Maryland	5,314	57,036
1991.....	UCLA (31-5)	Andy Banachowski	3-2	Long Beach St.	UCLA	7,177	56,934
1992.....	Stanford (31-2)	Don Shaw	3-1	UCLA	New Mexico	4,693	46,704
1993.....	Long Beach St. (32-2)	Brian Gimmillaro	3-1	Penn St.	Wisconsin	11,114	67,935
1994.....	Stanford (32-1)	Don Shaw	3-1	UCLA	Texas	8,312	69,428
1995.....	Nebraska (32-1)	Terry Pettit	3-1	Texas	Massachusetts	7,364	100,565
1996.....	Stanford (31-2)	Don Shaw	3-0	Hawaii	Cleveland St.	8,009	99,303
1997.....	Stanford (33-2)	Don Shaw	3-2	Penn St.	Washington St.	10,792	80,791
1998.....	Long Beach St. (36-0)	Brian Gimmillaro	3-2	Penn St.	Wisconsin	13,194	104,861
1999.....	Penn St. (36-1)	Russ Rose	3-0	Stanford	Hawaii	10,252	—

All-Tournament Teams

*Most Outstanding Player.

1981

Jeanne Beauprey, UCLA
 Jayne Gibson, Pacific (Cal.)
 Patty Orozco, UCLA
 Linda Robertson, UCLA
 Dana Smith, Southern California
 Cathy Stukel, Southern California

1982

Tracy Clark, Southern California
 Deitre Collins, Hawaii
 Mary Holland, San Diego St.
 Kim Oden, Stanford
 Kim Ruddins, Southern California
 Lisa Strand, Hawaii

1983

Deitre Collins, Hawaii
 Joyce Kaapuni, Hawaii
 Patty Orozco, UCLA
 Kori Pulaski, Hawaii
 Kari Rush, Stanford
 Jan Sanders, Pacific (Cal.)

1984

Michelle Boyette, UCLA
 Bobbi Broer, Stanford
 Susan Compton, Stanford
 Merja Connolly, UCLA
 Liz Masakayan, UCLA
 Kim Oden, Stanford

1985

Liz Masakayan, UCLA
 Teri McGrath, Pacific (Cal.)
 Elaina Oden, Pacific (Cal.)
 Kim Oden, Stanford
 Kim Ruddins, Southern California
 Wendi Rush, Stanford

1986

Karen Dahlgren, Nebraska
 Tisha Delaney, Nebraska
 Brooke Herrington, Pacific (Cal.)
 Liz Hert, Pacific (Cal.)
 Teri McGrath, Pacific (Cal.)
 Elaina Oden, Pacific (Cal.)

1987

Suzanne Eagye, Hawaii
 Diana Jessie, Hawaii
 Nancy Reno, Stanford
 Wendi Rush, Stanford

Teresa Smith, Stanford
 Teee Williams, Hawaii

1988

Martina Cincerova, Hawaii
 Dawn Davenport, Texas
 Mary Eggers, Illinois
 Stacie Nichols, Texas
 Sue Schelfhout, Texas
 Teee Williams, Hawaii

1989

Tara Cross, Long Beach St.
 Val Novak, Nebraska
 Chris Rudiger, Texas-Arlington
 Sheri Sanders, Long Beach St.
 Eileen Shannon, Nebraska
 Antoinette White, Long Beach St.

1990

Natalie Williams, UCLA
 Marissa Hatchett, UCLA
 Jenny Evans, UCLA
 Holly McPeak, UCLA
 Monique Adams, LSU
 Krissy Fifer, Pacific (Cal.)

1991

Sabrina Hernandez, Long Beach St.

Danielle Scott, Long Beach St.
 Elaine Youngs, UCLA
 Christine Romero, Long Beach St.
 Angie Miller, LSU
 *Antoinette White, Long Beach St.
 *Natalie Williams, UCLA

1992

Carrie Feldman, Stanford
 Aycan Gokberk, Florida
 Bev Oden, Stanford
 Cary Wendell, Stanford
 Natalie Williams, UCLA
 Elaine Youngs, UCLA

1993

Nichelle Burton, Long Beach St.
 Salima Davidson, Penn St.
 Charlene Johnson, Brigham Young
 Jen Reimers, Penn St.
 Danielle Scott, Long Beach St.
 Zeynep Ton, Penn St.

1994

Jenny Johnson, UCLA
 Marnie Triefenbach, Stanford
 Annett Buckner, UCLA
 Kristin Folk, Stanford
 Salima Davidson, Penn St.
 Cary Wendell, Stanford

1995

Allison Weston, Nebraska
 Kate Cnrich, Nebraska
 Kristin Folk, Stanford
 Christy Johnson, Nebraska
 Demetria Sance, Texas
 Billiie Winsett, Nebraska

1996

*Kerri Walsh, Stanford
 Kristin Folk, Stanford
 Lisa Sharpley, Stanford
 Angelica Ljungquist, Hawaii
 Robyn Ah Mow, Hawaii
 Lisa Reitsma, Nebraska

1997

*Terri Zemaitis, Penn St.
 Kristin Folk, Stanford
 Paula McNamee, Stanford
 Carrie Schonveld, Penn St.
 Lisa Sharpley, Stanford
 Lauren Cacciamani, Penn St.

1998

*Misty May, Long Beach St.

*Lauren Cacciamani, Penn St.
 Benishe Dillard, Long Beach St.
 Veronica Walls, Long Beach St.
 Jessica Alvarado, Long Beach St.
 Bonnie Bremner, Penn St.

Individual Records

KILLS, MATCH

46—Elsa Stegemann, Pacific (Cal.) (3) vs. Michigan (2), 12-4-99.

KILLS, TOURNAMENT

138—Elsa Stegemann, Pacific (Cal.), 1999 (11 vs. Colgate, 46 vs. Michigan, 20 vs. Northern Iowa, 30 vs. Florida, 31 vs. Penn St.)

TOTAL ATTEMPTS, MATCH

99—Tee Williams-Sanders, Hawaii (3) vs. Cal Poly (2), 12-8-89.

TOTAL ATTEMPTS, TOURNAMENT

317—Nancy Meendering, Nebraska, 1998 (20 vs. Morgan St., 66 vs. Utah, 73 vs. Pepperdine, 78 vs. Wisconsin, 80 vs. Penn St.)

SERVICE ACES, MATCH

11—Beverly Robinson, Tennessee (3) vs. Northwestern (2), 12-4-82.

SERVICE ACES, TOURNAMENT

20—Misty May, Long Beach St., 1998 (4 vs. Southern, 4 vs. Arizona, 4 vs. Illinois, 4 vs. Texas, 2 vs. Florida, 2 vs. Penn St.)

BLOCK SOLOS, MATCH

11—Marsha Bond, Kentucky (1) vs. Hawaii (3), 12-11-83.

BLOCK SOLOS, TOURNAMENT

15—Jayne Gibson, Pacific (Cal.), 1981 (2 vs. Penn St., 4 vs. Cal Poly, 6 vs. Southern California, 3 vs. San Diego St.); Dietre Collins, Hawaii, 1982 (1 vs. San Jose St., 6 vs. Cal Poly, 2 vs. Stanford, 6 vs. Southern California)

DIGS, MATCH

45—Anja Knutsen, Cal Poly (2) vs. Hawaii (3), 12-8-89.

DIGS, TOURNAMENT

95—Dorothy Hert, Pacific (Cal.), 1986 (12 vs. Idaho St., 32 vs. San Diego St., 22 vs. Hawaii, 20 vs. Texas, 9 vs. Nebraska)

HITTING PERCENTAGE, MATCH

(Min. 15 Attempts)
 .800—Toni Himmer, San Diego St. (3) vs. Colorado St. (0), 12-4-83.

HITTING PERCENTAGE, TOURNAMENT (Min. 50 Attempts)

.541—Mary Eggers, Illinois, 1986 (.677 vs. Northern Iowa, 23-2/31; .400 vs. Western Mich., 11-3/20; .478 vs. Nebraska, 12-1/23).

Team Records

KILLS, MATCH

112—Texas-Arlington (3) vs. Pepperdine (2), 12-3-88; UC Santa Barb. (2) vs. Cal Poly (3), 12-3-89; Texas (2) vs. LSU (3), 12-9-90.

KILLS, TOURNAMENT

376—Pacific (Cal.), 1999 (46 vs. Colgate, 108 vs. Michigan, 53 vs. Northern Iowa, 88 vs. Florida, 81 vs. Penn St.)

TOTAL ATTEMPTS, MATCH

328—UC Santa Barb. (2) vs. Cal Poly (3), 12-3-89.

TOTAL ATTEMPTS, TOURNAMENT

912—Nebraska, 1998 (72 vs. Morgan St., 179 vs. Utah, 191 vs. Pepperdine, 241 vs. Wisconsin, 229 vs. Penn St.)

SERVICE ACES, MATCH

20—Tennessee (3) vs. Northwestern (2), 12-4-82.

SERVICE ACES, TOURNAMENT

43—Long Beach St., 1998 (15 vs. Southern U., 7 vs. Arizona, 8 vs. Illinois, 6 vs. Texas, 4 vs. Florida, 3 vs. Penn St.)

BLOCK SOLOS, MATCH

25—Kentucky (1) vs. Hawaii (3), 12-11-83.

BLOCK SOLOS, TOURNAMENT

35—Hawaii, 1983 (11 vs. Tennessee, 10 vs. Kentucky, 6 vs. Stanford, 8 vs. UCLA)

DIGS, MATCH

177—UC Santa Barb. (2) vs. Cal Poly (3), 12-3-89.

DIGS, TOURNAMENT

394—Stanford, 1987 (64 vs. Oregon, 61 vs. Colorado St., 70 vs. Brigham Young, 109 vs. Texas, 90 vs. Hawaii)

HITTING PERCENTAGE, MATCH

.667—Stanford (3) vs. Pacific (Cal.) (1), 12-18-83.

HITTING PERCENTAGE, TOURNAMENT (Min. 2 Matches)

.369—Long Beach St., 1995 (.473 vs. Colorado St., 66-14/110; .299 vs. San Diego St., 69-20/164).

Won-Lost Records in Tournament Play

(Note: Beginning in 1986, no third place game was played. Third-place is awarded to both semifinalists.)

Team (Years Participated)

Team (Years Participated)	Yrs.	Won	Lost	Pct.	1st	2nd	3rd	4th
American (1997-98).....	2	0	2	.000	0	0	0	0
Appalachian St. (1993-94).....	2	0	2	.000	0	0	0	0
Arizona (1981-82-83-84-85-86-87-88-89-93-94-96-97-98-99).....	15	12	15	.444	0	0	0	0
Arizona St. (1981-82-83-85-86-87-88-92-93-94-95-99).....	12	5	12	.294	0	0	0	0
Arkansas (1996-97-98-99).....	4	5	4	.556	0	0	0	0
Ark.-Little Rock (1996-97-98).....	3	0	3	.000	0	0	0	0
Arkansas St. (1992-94-95-99).....	4	0	4	.000	0	0	0	0
Ball St. (1992-93-94-95-99).....	5	2	5	.286	0	0	0	0
Baylor (1999).....	1	1	1	.500	0	0	0	0
Bowling Green (1991)...	1	0	1	.000	0	0	0	0
Brigham Young (1981-82-83-84-85-86-87-88-90-91-92-93-94-95-96-97-98-99).....	18	24	18	.571	0	0	1	0
Brown (1996-98).....	2	0	2	.000	0	0	0	0
Bucknell (1998).....	1	0	1	.000	0	0	0	0
Butler (1997).....	1	0	1	.000	0	0	0	0
Cal Poly (1981-82-83-84-85-86-87-88-89-99).....	10	9	10	.474	0	0	0	0
Cal St. Northridge (1992-96).....	2	0	2	.000	0	0	0	0
Cal St. Sacramento (1997-98-99).....	3	1	3	.250	0	0	0	0
California (1982-83-87-88-89).....	5	3	5	.375	0	0	0	0
UC Irvine (1988).....	1	0	1	.000	0	0	0	0
UC Santa Barb. (1981-82-83-84-85-86-87-88-89-90-91-92-93-94-95-96-97-98-99).....	19	15	19	.441	0	0	0	0
Central Fla. (1994-95-96-97).....	4	1	4	.200	0	0	0	0

Team (Years Participated)	Yrs.	Won	Lost	Pct.	1st	2nd	3rd	4th
Chattanooga (1997-98)	2	0	2	.000	0	0	0	0
Cincinnati (1981-99)	2	0	2	.000	0	0	0	0
Clemson (1993-94-97-98-99)	5	2	5	.286	0	0	0	0
Coastal Caro. (1996-98)	2	0	2	.000	0	0	0	0
Colgate (1996-99)	2	0	2	.000	0	0	0	0
Colorado (1989-91-92-93-94-95-96-97-98-99)	10	6	10	.375	0	0	0	0
Colorado St. (1983-84-85-86-87-88-89-90-91-92-93-94-95-96-97-98-99)	11	9	11	.450	0	0	0	0
Cornell (1993)	1	0	1	.000	0	0	0	0
Davidson (1999)	1	0	1	.000	0	0	0	0
DePaul (1993)	1	0	1	.000	0	0	0	0
Duke (1984-85-86-91-92-93-94)	7	4	7	.364	0	0	0	0
Eastern Ky. (1984)	1	0	1	.000	0	0	0	0
Eastern Wash. (1989-98-99)	3	0	3	.000	0	0	0	0
Fairfield (1997-98-99)	3	0	3	.000	0	0	0	0
Florida (1987-91-92-93-94-95-96-97-98-99)	10	25	10	.714	0	0	5	0
Florida A&M (1999)	1	0	1	.000	0	0	0	0
Fla. Atlantic (1999)	2	0	2	.000	0	0	0	0
Florida St. (1983-85-87-88-89-90-92-93-97-98)	10	1	10	.091	0	0	0	0
Fresno St. (1984-91-98)	3	2	3	.400	0	0	0	0
George Mason (1993-94-95-96)	4	1	4	.200	0	0	0	0
George Washington (1993-94-95)	3	3	3	.500	0	0	0	0
Georgetown (1998-99)	2	0	2	.000	0	0	0	0
Georgia (1985-86-91-92-93-94-95)	7	5	7	.417	0	0	0	0
Georgia Tech (1994-95-96)	3	3	3	.500	0	0	0	0
Gonzaga (1990)	1	0	1	.000	0	0	0	0
Hawaii (1981-82-83-84-85-86-87-88-89-90-91-93-94-95-96-97-98-99)	18	40	15	.727	3	2	0	0
Hofstra (1995-96-97-99)	4	0	4	.000	0	0	0	0
Houston (1989-91-92-93-94-95-96-97-98-99)	10	3	10	.231	0	0	0	0
Idaho (1992-93-94-95)	4	2	4	.333	0	0	0	0
Idaho St. (1986-87-90)	3	0	3	.000	0	0	0	0
Illinois (1985-86-87-88-89-90-91-92-93-94-95-98-99)	13	18	13	.581	0	0	2	0
Illinois St. (1982-83-84-85-88-89-92-93-96-97-98)	11	2	11	.154	0	0	0	0
Indiana (1995-98-99)	3	2	3	.400	0	0	0	0
Iowa (1989-94)	2	0	2	.000	0	0	0	0
Iowa St. (1995)	1	1	1	.500	0	0	0	0
James Madison (1999)	1	0	1	.000	0	0	0	0
Kansas St. (1996-97-98-99)	4	3	4	.429	0	0	0	0
Kentucky (1983-87-88-90-92-93)	6	7	6	.538	0	0	0	0
Lamar (1983-84-93)	3	0	3	.000	0	0	0	0
Lehigh (1997)	1	0	1	.000	0	0	0	0
Liberty (1997-99)	2	0	2	.000	0	0	0	0
Long Beach St. (1985-87-88-89-90-91-92-93-94-95-96-97-98-99)	14	37	11	.771	3	1	3	0
LSU (1986-87-89-90-91-92)	6	10	6	.625	0	0	2	0
Louisville (1982-90-91-92-93-94-95-96-98-99)	10	5	10	.333	0	0	0	0
Loyola Marymount (1986-94-95-96-97-99)	6	4	6	.400	0	0	0	0
Loyola (Ill.) (1995-99)	2	0	2	.000	0	0	0	0
Marshall (1995)	1	0	1	.000	0	0	0	0
Maryland (1990-95-96-97)	4	2	4	.333	0	0	0	0
UMBC (1998)	1	0	1	.000	0	0	0	0
Memphis (1994)	1	0	1	.000	0	0	0	0
Miami (Ohio) (1981-90-95-96-97-98)	6	1	6	.143	0	0	0	0
Michigan (1997-99)	2	2	2	.500	0	0	0	0
Michigan St. (1994-95-96-97-98-99)	6	7	6	.538	0	0	1	0
Middle Tenn. St. (1995)	1	0	1	.000	0	0	0	0
Minnesota (1989-93-96-97-99)	5	7	5	.583	0	0	0	0
Montana (1990-91-94)	3	1	3	.250	0	0	0	0
Morgan St. (1997-98)	2	0	2	.000	0	0	0	0
Nebraska (1982-83-84-85-86-87-88-89-90-91-92-93-94-95-96-97-98-99)	18	41	17	.707	1	2	3	0
Nevada (1998)	1	0	1	.000	0	0	0	0
New Hampshire (1998)	1	0	1	.000	0	0	0	0
New Mexico (1981-88-90-91-92-93-94)	7	5	7	.417	0	0	0	0
North Carolina (1982-83-88-89-98-99)	6	2	6	.250	0	0	0	0
North Carolina St. (1987)	1	0	1	.000	0	0	0	0
North Texas (1995)	1	0	1	.000	0	0	0	0
Northern Arizona (1999)	1	0	1	.000	0	0	0	0
Northern Ill. (1993-96-97-98)	4	3	4	.429	0	0	0	0
Northern Iowa (1986-87-91-94-95-98-99)	7	4	7	.364	0	0	0	0
Northwestern (1981-82-83-84)	4	0	4	.000	0	0	0	0
Notre Dame (1988-92-93-94-95-96-97-98-99)	9	9	9	.500	0	0	0	0
Ohio St. (1989-90-91-92-93-94-95-96-97-98-99)	11	14	11	.560	0	0	2	0
Oklahoma (1987-88-97)	3	3	3	.500	0	0	0	0
Oral Roberts (1995-96-97-98-99)	5	4	5	.444	0	0	0	0
Oregon (1984-86-87-89)	4	1	4	.200	0	0	0	0
Oregon St. (1983)	1	0	1	.000	0	0	0	0
Pacific (Cal.) (1981-82-83-84-85-86-87-88-89-90-91-92-93-94-95-96-97-98-99)	19	40	19	.678	2	1	2	2
Penn St. (1981-82-83-84-85-86-87-88-89-90-91-92-93-94-95-96-97-98-99)	19	33	18	.647	1	3	1	0
Pepperdine (1981-82-84-86-87-88-89-90-91-97-98-99)	12	4	12	.250	0	0	0	0
Pittsburgh (1982-84-86-87-90-91-92-93-94)	9	2	9	.182	0	0	0	0
Prairie View A&M (1999)	1	0	1	.000	0	0	0	0
Princeton (1994-97-99)	3	0	3	.000	0	0	0	0
Providence (1983-85)	2	0	2	.000	0	0	0	0
Purdue (1981-82-83-84-85-87-90)	7	6	7	.462	0	0	0	0
Radford (1993)	1	0	1	.000	0	0	0	0
Rhode Island (1985-91)	2	0	2	.000	0	0	0	0

Team (Years Participated)

Team (Years Participated)	Yrs.	Won	Lost	Pct.	1st	2nd	3rd	4th
Rider (1994)	1	0	1	.000	0	0	0	0
Robert Morris (1999)	1	0	1	.000	0	0	0	0
Rutgers (1982)	1	0	1	.000	0	0	0	0
Sam Houston St. (1993-96)	2	0	2	.000	0	0	0	0
San Diego (1993-96-97-98-99)	5	3	5	.375	0	0	0	0
San Diego St. (1981-82-83-84-85-86-88-89-90-94-95-96)	12	15	12	.556	0	0	2	0
San Jose St. (1982-83-84-85-86-87-88-89-90-98)	10	7	11	.389	0	0	0	1
Santa Clara (1992-93-98-99)	4	1	4	.200	0	0	0	0
Siena (1995)	1	0	1	.000	0	0	0	0
South Carolina (1984-95-97-98)	4	2	4	.333	0	0	0	0
South Fla. (1993-95-96-97-98)	5	1	5	.167	0	0	0	0
Southeast Mo. St. (1996-98-99)	3	0	3	.000	0	0	0	0
Southern U. (1998)	1	0	1	.000	0	0	0	0
Southern California (1981-82-83-84-85-87-88-89-91-92-93-94-95-96-97-98-99)	17	26	16	.619	1	1	1	0
Southwest Mo. St. (1982-90-93)	3	0	3	.000	0	0	0	0
Southwest Tex. St. (1986-91-98)	3	0	3	.000	0	0	0	0
Stanford (1981-82-83-84-85-86-87-88-89-90-91-92-93-94-95-96-97-98-99)	19	56	16	.778	4	4	3	1
Stephen F. Austin (1994-97-99)	3	0	3	.000	0	0	0	0
Temple (1997-98-99)	3	0	3	.000	0	0	0	0
Tennessee (1981-82-83-84-93)	5	4	5	.444	0	0	0	0
Tennessee Tech (1997)	1	0	1	.000	0	0	0	0
Texas (1982-83-84-85-86-87-88-89-90-91-92-93-94-95-96-97-98-99)	18	38	17	.691	1	1	2	0
Texas-Arlington (1985-86-87-88-89-90)	6	7	6	.538	0	0	1	0
Texas A&M (1981-82-85-86-93-94-95-96-97-98-99)	11	12	11	.522	0	0	0	0
Texas Tech (1990-91-92-95-96-98)	6	3	6	.333	0	0	0	0
UCLA (1981-82-83-84-85-86-87-88-89-90-91-92-93-94-95-97-98-99)	18	48	16	.750	3	4	2	1
U.S. Int'l (1986)	1	0	1	.000	0	0	0	0
Utah (1998-99)	2	2	2	.500	0	0	0	0
Villanova (1997)	1	0	1	.000	0	0	0	0
Virginia (1998-99)	2	0	2	.000	0	0	0	0
Washington (1986-88-89-94-96-97)	6	6	6	.500	0	0	0	0
Washington St. (1991-93-94-95-96-97)	6	5	6	.455	0	0	0	0
Weber St. (1988)	1	0	1	.000	0	0	0	0
Western Mich. (1982-83-84-85-86-87-88-89)	8	5	8	.385	0	0	0	0
Wisconsin (1990-91-93-94-96-97-98-99)	8	11	8	.579	0	0	0	0
Wis.-Milwaukee (1998-99)	2	0	2	.000	0	0	0	0
Wyoming (1986-89-90-94)	4	2	4	.333	0	0	0	0

All-Time Results

1981 First Round: Texas A&M def. Pepperdine, 15-13, 15-12, 9-15, 15-9; Penn St. def. Cincinnati, 15-8, 15-6, 15-2; Purdue def. Tennessee, 15-13, 15-10, 15-10; New Mexico def. Miami (Ohio), 11-15, 15-11, 15-11, 15-9. **Regional Semifinals:** Hawaii def. Texas A&M, 15-6, 15-10, 15-7; Southern California def. Arizona, 15-6, 15-5, 15-10; Pacific (Cal.) def. Penn St., 10-15, 15-13, 15-10, 2-15, 15-13; Cal Poly def. Northwestern, 18-16, 15-11, 16-14; UCLA def. Purdue, 15-11, 6-15, 11-15, 15-8, 15-3; Stanford def. Arizona St., 15-0, 15-10, 15-6; San Diego St. def. New Mexico, 15-7, 15-3, 15-8; UC Santa Barb. def. Brigham Young, 15-11, 13-15, 4-15, 15-9, 15-8. **Regional Finals:** Southern California def. Hawaii, 15-12, 15-4, 11-15, 15-5; Pacific (Cal.) def. Cal Poly, 15-12, 15-12, 8-15, 15-9; UCLA def. Stanford, 4-15, 15-10, 15-10, 10-15, 15-3; San Diego St. def. UC Santa Barb., 15-9, 15-1, 15-8. **Semifinals:** Southern California def. Pacific (Cal.), 9-15, 15-12, 15-11, 10-15, 15-11; UCLA def. San Diego St., 4-15, 15-8, 15-9, 15-8. **Third Place:** San Diego St. def. Pacific (Cal.), 15-5, 15-10, 15-7. **Championship:** Southern California def. UCLA, 9-15, 15-7, 10-15, 15-13, 15-7.

1982 First Round: San Jose St. def. UC Santa Barb., 14-16, 15-6, 15-3, 12-15, 16-14; Arizona St. def. Illinois St., 14-16, 15-13, 15-8, 15-13; Cal Poly def. Pittsburgh, 15-9, 15-2, 15-5; Pacific (Cal.) def. North Carolina, 15-6, 15-3, 15-4; Arizona def. Texas A&M, 15-6, 15-8, 15-7; Texas def. Southwest Mo. St., 15-10, 8-15, 15-7, 15-13; Tennessee def. Northwestern, 15-12, 7-15, 4-15, 15-8, 15-9; Nebraska def. Penn St., 15-13, 15-5, 15-13; Purdue def. Rutgers, 12-15, 15-7, 15-3, 15-9; UCLA def. Louisville, 15-6, 15-4, 15-8; Brigham Young def. Western Mich., 15-10, 15-7, 15-7; California def. Pepperdine, 17-15, 15-13, 15-4. **Regional Semifinals:** Hawaii def. San Jose St., 15-10, 15-8, 15-2; Cal Poly def. Arizona St., 11-15, 15-11, 16-14, 15-10; Stanford def. Texas, 15-8, 15-8, 15-7; Pacific (Cal.) def. Arizona, 15-13, 15-13, 7-15, 15-5; Southern California def. Tennessee, 15-11,

15-7, 15-8; Purdue def. Nebraska, 12-15, 12-15, 15-4, 15-12, 15-5; UCLA def. Brigham Young, 15-5, 15-4, 18-16; San Diego St. def. California, 15-8, 15-11, 11-15, 15-13. **Regional Finals:** Hawaii def. Cal Poly, 5-15, 15-8, 15-12, 15-6; Stanford def. Pacific (Cal.), 15-6, 15-8, 15-11; Southern California def. Purdue, 15-13, 15-3, 15-8; San Diego St. def. UCLA, 15-7, 15-10, 6-15, 15-6. **Semifinals:** Hawaii def. Stanford, 12-15, 15-9, 12-15, 15-11, 15-6; Southern California def. San Diego St., 15-13, 15-12, 15-12. **Third Place:** San Diego St. def. Stanford, 13-15, 15-11, 17-15, 10-15, 16-14. **Championship:** Hawaii def. Southern California, 14-16, 9-15, 15-13, 15-10, 15-12.

1983 First Round: California def. Oregon St., 12-15, 9-15, 15-12, 15-11, 15-10; UC Santa Barb. def. Northwestern, 15-5, 15-13, 15-8; Cal Poly def. San Jose St., 15-5, 15-7, 14-16, 15-13; Purdue def. Illinois St., 15-9, 5-15, 3-15, 15-1, 15-5; Western Mich. def. Nebraska, 9-15, 15-12, 15-12, 15-8; Penn St. def. Providence, 15-10, 15-9, 15-9; Tennessee def. Florida St., 12-15, 12-15, 15-1, 15-10, 15-8; Texas def. Lamar, 15-4, 15-3, 15-10; Kentucky def. North Carolina, 15-2, 15-13, 15-12; Arizona def. Southern California, 15-10, 4-15, 15-10, 4-15, 15-9; San Diego St. def. Colorado St., 15-8, 15-12, 15-9; Brigham Young def. Arizona St., 15-8, 15-8, 15-12. **Regional Semifinals:** Pacific (Cal.) def. California, 15-11, 15-3, 15-3; Cal Poly def. UC Santa Barb., 15-4, 12-15, 15-11, 13-15, 15-4; Western Mich. def. Purdue, 15-3, 9-15, 15-9, 14-16, 15-10; UCLA def. Penn St., 15-1, 16-14, 15-11; Hawaii def. Tennessee, 15-6, 15-7, 15-4; Kentucky def. Texas, 15-7, 6-15, 14-16, 15-13, 15-10; San Diego St. def. Arizona, 11-15, 15-7, 15-1, 15-5; Stanford def. Brigham Young, 16-14, 4-15, 15-12, 15-4. **Regional Finals:** Pacific (Cal.) def. Cal Poly, 15-9, 15-3, 15-10; UCLA def. Western Mich., 15-6, 15-8, 15-12; Hawaii def. Kentucky, 10-15, 18-16, 15-9, 15-10; Stanford def. San Diego St., 15-7, 15-11, 15-8. **Semifinals:** UCLA def. Pacific (Cal.), 15-5, 15-12, 15-17, 9-15, 15-7; Hawaii def. Stanford, 15-9, 15-7, 15-7. **Third Place:** Stanford def. Pacific (Cal.), 7-15, 15-8, 15-11, 15-2. **Championship:** Hawaii def. UCLA, 15-13, 15-4, 15-10.

1984 First Round: Colorado St. def. Arizona, 15-13, 15-11, 10-15, 15-11; San Diego St. def. Brigham Young, 15-13, 15-9, 15-11; Southern California def. Pepperdine, 15-6, 14-16, 15-8, 13-15, 15-8; Nebraska def. Pittsburgh, 15-6, 15-10, 18-16; Western Mich. def. Illinois St., 15-13, 9-15, 15-8, 17-15; Penn St. def. Northwestern, 7-15, 15-9, 15-4, 9-15, 15-3; Fresno St. def. UC Santa Barb., 12-15, 15-13, 15-11, 15-6; San Jose St. def. Purdue, 5-15, 15-8, 15-9, 15-13; Oregon def. Hawaii, 15-9, 16-4, 14-16, 3-15, 15-9; Texas def. Lamar, 15-4, 15-10, 15-8; Tennessee def. Eastern Ky., 15-2, 15-6, 15-9; Duke def. South Carolina, 15-13, 15-8, 10-15, 15-9. **Regional Semifinals:** Stanford def. Colorado St., 15-2, 15-5, 15-5; Southern California def. San Diego St., 15-7, 15-13, 15-10; Nebraska def. Western Mich., 15-12, 15-10, 8-15, 15-7; Pacific (Cal.) def. Penn St., 15-4, 15-8, 15-12; Fresno St. def. Cal Poly, 7-15, 15-11, 4-15, 15-4, 16-14; San Jose St. def. Oregon, 15-4, 17-15, 15-12; Texas def. Tennessee, 15-6, 15-7, 10-15, 15-6; UCLA def. Duke, 15-4, 15-3, 15-8. **Regional Finals:** Stanford def. Southern California, 11-15, 14-16, 15-9, 15-9, 15-10; Pacific (Cal.) def. Nebraska, 15-7, 15-8, 13-15, 15-3; San Jose St. def. Fresno St., 15-6, 6-15, 15-5, 15-4; UCLA def. Texas, 15-17, 15-11, 15-13, 16-14. **Semifinals:** Stanford def. Pacific (Cal.), 15-11, 15-10, 15-12; UCLA def. San Jose St., 15-6, 15-2, 15-4. **Third Place:** Pacific (Cal.) def. San Jose St., 7-15, 15-13, 15-9, 15-6. **Championship:** UCLA def. Stanford, 15-12, 7-15, 15-10, 9-15, 15-13.

1985 First Round: Colorado St. def. Rhode Island, 15-5, 15-8, 15-3; Arizona def. Arizona St., 12-15, 13-15, 15-11, 15-12, 15-13; Brigham Young def. Providence, 15-3, 15-4, 15-5; Nebraska def. Penn St., 15-8, 15-7, 15-12; Purdue def. Illinois St., 15-11, 15-5, 15-6; Illinois def. Western Mich., 15-9, 15-11, 12-15, 15-2; Georgia def. Florida St., 15-6, 15-1, 15-10; Texas A&M def. Texas-Arlington, 15-6, 11-15, 16-14, 8-15, 15-10; Texas def. Duke, 15-9, 15-6, 15-8; Cal Poly def. UC Santa Barb., 15-13, 15-9, 7-15, 12-15, 15-13; San Jose St. def. Long Beach St., 16-14, 15-13, 15-12; Hawaii def. San Diego St., 15-12, 11-15, 15-8, 16-14. **Regional Semifinals:** Stanford def. Colorado St., 15-6, 15-10, 15-8; Brigham Young def. Arizona,

12-15, 15-10, 15-6, 8-15, 16-14; Nebraska def. Purdue, 15-1, 16-14, 12-15, 15-11; Southern California def. Illinois, 15-8, 15-8, 15-9; UCLA def. Georgia, 15-3, 15-5, 15-8; Texas def. Texas A&M, 15-6, 15-8, 15-3; Cal Poly def. San Jose St., 15-9, 15-5, 15-9; Pacific (Cal.) def. Hawaii, 15-7, 15-6, 15-4. **Regional Finals:** Stanford def. Brigham Young, 15-7, 10-15, 15-9, 15-12; Southern California def. Nebraska, 5-15, 15-11, 15-12, 15-7; UCLA def. Texas, 15-8, 15-10, 15-11; Pacific (Cal.) def. Cal Poly, 16-14, 15-13, 15-7. **Semifinals:** Stanford def. Southern California, 15-9, 7-15, 15-10, 15-6; Pacific (Cal.) def. UCLA, 15-11, 15-7, 9-15, 17-15. **Third Place:** Southern California def. UCLA, 15-7, 15-12, 8-15, 11-15, 15-3. **Championship:** Pacific (Cal.) def. Stanford, 15-17, 15-7, 15-12, 15-13.

1986 First Round: Pacific (Cal.) def. Idaho St., 15-7, 15-9, 15-4; San Diego St. def. UC Santa Barb., 15-11, 15-8, 9-15, 15-11; San Jose St. def. Cal Poly, 15-7, 14-16, 15-11, 15-11; Hawaii def. U.S. Int'l, 15-5, 15-4, 15-8; Texas-Arlington def. Southwest Tex. St., 9-15, 15-3, 15-7, 15-6; LSU def. Arizona, 15-12, 5-15, 15-12, 12-15, 15-9; Georgia def. Texas A&M, 5-15, 15-4, 15-10, 15-6; Texas def. Duke, 15-8, 15-3, 13-15, 15-0; Nebraska def. Pittsburgh, 11-15, 15-5, 15-10, 15-7; Penn St. def. Wyoming, 13-15, 15-2, 15-7, 15-4; Western Mich. def. Colorado St., 16-14, 15-2, 15-12; Illinois def. Northern Iowa, 9-15, 15-1, 15-6, 15-10; Loyola Marymount def. UCLA, 1-15, 9-15, 15-8, 15-12, 16-14; Stanford def. Oregon, 15-9, 15-7, 10-15, 15-4; Arizona St. def. Pepperdine, 15-9, 15-11, 15-3; Brigham Young def. Washington, 15-4, 15-8, 15-10. **Regional Semifinals:** Pacific (Cal.) def. San Diego St., 15-9, 15-13, 15-10; Hawaii def. San Jose St., 8-15, 6-15, 16-14, 15-12, 15-11; LSU def. Texas-Arlington, 15-7, 15-5, 15-9; Texas def. Georgia, 15-9, 15-8, 15-11; Nebraska def. Penn St., 7-15, 15-4, 16-14, 16-18, 15-9; Illinois def. Western Mich., 15-4, 15-10, 15-4; Stanford def. Loyola Marymount, 15-8, 15-7, 15-11; Brigham Young def. Arizona St., 15-10, 15-3, 15-17, 15-12. **Regional Finals:** Pacific (Cal.) def. Hawaii, 15-7, 6-15, 15-6, 15-12; Texas def. LSU, 15-3, 15-11, 15-13; Nebraska def. Illinois, 15-9, 15-8, 15-3; Stanford def. Brigham Young, 15-12, 15-13, 15-12. **Semifinals:** Pacific (Cal.) def. Texas, 15-6, 15-1, 16-14; Nebraska def. Stanford, 7-15, 15-2, 15-10, 15-10. **Championship:** Pacific (Cal.) def. Nebraska, 15-12, 15-4, 15-4.

1987 First Round: Hawaii def. Arizona, 15-4, 15-11, 15-10; Cal Poly def. UC Santa Barb., 11-15, 15-9, 15-5, 15-8; San Jose St. def. Idaho St., 15-9, 15-10, 15-10; Pacific (Cal.) def. Long Beach St., 15-3, 15-12, 15-6; Illinois def. Pittsburgh, 5-15, 15-4, 15-3, 15-2; Western Mich. def. Oklahoma, 15-3, 15-8, 15-9; Purdue def. Penn St., 15-4, 15-9, 17-15; Nebraska def. Northern Iowa, 15-9, 15-1, 15-6; Texas def. Florida St., 15-6, 15-11, 15-9; Florida def. LSU, 15-12, 7-15, 15-10, 10-15, 15-10; Texas-Arlington def. Arizona St., 15-9, 15-6, 15-10; Kentucky def. North Carolina St., 15-13, 15-5, 15-8; Brigham Young def. Pepperdine, 15-11, 15-12, 15-6; UCLA def. California, 15-12, 11-15, 15-11, 15-2; Colorado St. def. Southern California, 7-15, 15-8, 15-9, 11-15, 15-12; Stanford def. Oregon, 15-6, 15-8, 15-4. **Regional Semifinals:** Hawaii def. Cal Poly, 15-4, 15-10, 15-8; Pacific (Cal.) def. San Jose St., 15-9, 15-9, 15-6; Illinois def. Western Mich., 15-11, 9-15, 15-7, 12-15, 15-10; Nebraska def. Purdue, 15-8, 15-12, 15-3; Texas def. Florida, 15-9, 15-4, 15-3; Kentucky def. Texas-Arlington, 13-15, 15-13, 15-11, 18-16; Brigham Young def. UCLA, 17-15, 15-4, 11-15, 15-12; Stanford def. Colorado St., 15-8, 15-9, 15-12. **Regional Finals:** Hawaii def. Pacific (Cal.), 15-11, 15-9, 15-12; Illinois def. Nebraska, 15-11, 15-12, 15-5; Texas def. Kentucky, 9-15, 15-12, 15-9, 15-4; Stanford def. Brigham Young, 15-9, 15-6, 11-15, 15-4. **Semifinals:** Hawaii def. Illinois, 19-17, 15-13, 15-11; Stanford def. Texas, 11-15, 15-12, 8-15, 15-6, 15-5. **Championship:** Hawaii def. Stanford, 15-10, 15-10, 9-15, 15-1.

1988 First Round: UCLA def. California, 15-10, 15-8, 15-12; Brigham Young def. Arizona, 11-15, 15-9, 15-7, 15-5; Washington def. Arizona St., 15-11, 15-10, 15-11; Stanford def. Southern California, 15-3, 15-7, 15-11; Texas-Arlington def. Pepperdine, 13-15, 15-

11, 15-10, 8-15, 15-3; Kentucky def. New Mexico, 16-14, 15-1, 12-15, 9-15, 15-9; Colorado St. def. Florida St., 15-3, 15-3, 8-15, 15-7; Texas def. North Carolina, 15-7, 15-6, 8-6; Illinois def. Illinois St., 15-11, 15-5, 15-4; Notre Dame def. Penn St., 15-13, 15-10, 14-16, 15-10; Oklahoma def. Western Mich., 15-6, 15-8, 15-7; Nebraska def. Weber St., 15-10, 15-5, 14-16, 8-15, 15-8; Long Beach St. def. UC Irvine, 15-12, 11-15, 15-6, 7-15, 16-14; Pacific (Cal.) def. UC Santa Barb., 15-4, 15-11, 15-6; San Diego St. def. San Jose St., 15-7, 15-13, 14-16, 15-8; Hawaii def. Cal Poly, 15-12, 15-7, 15-11. **Regional Semifinals:** UCLA def. Brigham Young, 15-7, 15-7, 15-13; Washington def. Stanford, 15-11, 3-15, 9-15, 15-9, 15-8; Texas-Arlington def. Kentucky, 15-7, 13-15, 15-13, 15-4; Texas def. Colorado St., 15-3, 15-8, 15-5; Illinois def. Notre Dame, 15-5, 15-9, 5-15, 13-15, 15-9; Oklahoma def. Nebraska, 15-12, 15-9, 8-15, 11-15, 15-10; Pacific (Cal.) def. Long Beach St., 15-10, 16-18, 15-11, 15-6; Hawaii def. San Diego St., 15-4, 15-8, 15-13. **Regional Finals:** UCLA def. Washington, 15-7, 16-14, 15-9; Texas def. Texas-Arlington, 15-10, 15-2, 15-7; Illinois def. Oklahoma, 15-11, 15-8, 15-4; Hawaii def. Pacific (Cal.), 15-10, 15-7, 13-15, 15-8. **Semifinals:** Texas def. UCLA, 16-14, 15-11, 15-13; Hawaii def. Illinois, 15-1, 15-12, 13-15, 15-13. **Championship:** Texas def. Hawaii, 15-4, 16-14, 15-13.

1989 First Round: Hawaii def. Eastern Wash., 15-2, 15-9, 15-7; Cal Poly def. UC Santa Barb., 14-16, 15-12, 14-16, 16-14, 15-12; Long Beach St. def. San Diego St., 15-7, 15-7, 15-10; Pacific (Cal.) def. San Jose St., 15-11, 15-8, 15-6; Texas def. Western Mich., 15-10, 16-14, 15-3; California def. Florida St., 11-15, 15-11, 15-13, 15-13; LSU def. Houston, 13-15, 15-12, 8-15, 15-7, 15-3; Texas-Arlington def. North Carolina, 13-15, 15-6, 15-13, 15-6; Nebraska def. Illinois St., 15-7, 15-11, 15-12; Minnesota def. Colorado, 15-11, 16-14, 15-11; Illinois def. Penn St., 15-5, 15-9, 15-2; Ohio St. def. Iowa, 15-9, 15-6, 15-13; UCLA def. Pepperdine, 9-15, 15-10, 15-6, 15-4; Arizona def. Oregon, 15-9, 15-7, 15-12; Stanford def. Southern California, 15-8, 13-15, 15-5, 15-7; Wyoming def. Washington, 15-9, 15-8, 15-10. **Regional Semifinals:** Hawaii def. Cal Poly, 15-9, 15-17, 9-15, 15-12, 15-12; Long Beach St. def. Pacific (Cal.), 15-11, 9-15, 15-12, 15-9; Texas def. California, 15-11, 15-6, 15-10; Texas-Arlington def. LSU, 13-15, 11-15, 15-11, 15-13, 15-5; Nebraska def. Minnesota, 15-10, 11-15, 15-13, 15-12; Illinois def. Ohio St., 13-15, 15-7, 15-10, 17-15; UCLA def. Arizona, 15-11, 16-14, 16-14; Wyoming def. Stanford, 15-6, 3-15, 10-15, 15-12, 15-11. **Regional Finals:** Long Beach St. def. Hawaii, 11-15, 15-13, 10-15, 15-8, 15-10; Texas-Arlington def. Texas, 15-8, 11-15, 11-15, 15-9, 15-10; Nebraska def. Illinois, 17-15, 15-5, 15-8; UCLA def. Wyoming, 15-8, 15-10, 15-11. **Semifinals:** Long Beach St. def. Texas-Arlington, 15-6, 11-15, 15-10, 15-7; Nebraska def. UCLA, 15-13, 15-11, 15-6. **Championship:** Long Beach St. def. Nebraska, 15-12, 15-0, 15-6.

1990 First Round: UCLA def. Gonzaga, 15-6, 15-7, 15-12; New Mexico def. Pepperdine, 15-7, 15-10, 15-12; San Diego St. def. Brigham Young, 15-10, 15-8, 12-15, 15-13; Stanford def. Wyoming, 15-4, 15-5, 15-8; Texas Tech def. Texas-Arlington, 16-14, 15-4, 16-14; LSU def. Louisville, 15-9, 15-1, 15-7; Kentucky def. Florida St., 15-12, 15-10, 10-15, 15-10; Texas def. Maryland, 15-3, 15-5, 15-7; Hawaii def. Southwest Mo. St., 15-4, 15-11, 15-4; Long Beach St. def. San Jose St., 15-10, 15-10, 15-7; UC Santa Barb. def. Idaho St., 15-12, 15-4, 15-10; Pacific (Cal.) def. Montana, 15-3, 15-10, 15-9; Penn St. def. Purdue, 15-8, 16-14, 15-4; Wisconsin def. Illinois, 15-10, 15-9, 15-10; Pittsburgh def. Ohio St., 15-12, 15-13, 9-15, 15-13; Nebraska def. Miami (Ohio), 15-3, 15-9, 15-9. **Regional Semifinals:** UCLA def. New Mexico, 15-8, 11-15, 15-3, 16-14; Stanford def. San Diego St., 15-11, 13-15, 15-6, 15-1; LSU def. Texas Tech, 15-11, 15-12, 15-5; Texas def. Kentucky, 15-4, 15-5, 15-5; Long Beach St. def. Hawaii, 15-11, 8-15, 15-13, 15-13; Pacific (Cal.) def. UC Santa Barb., 15-8, 15-9, 15-5; Penn St. def. Wisconsin, 15-6, 15-6, 15-3; Nebraska def. Pittsburgh, 15-7, 15-11, 15-7. **Regional Finals:** UCLA def. Stanford, 15-10, 15-8, 15-12; LSU def.

Texas, 8-15, 4-15, 15-10, 15-11, 17-15; Pacific (Cal.) def. Long Beach St., 15-8, 16-14, 14-16, 15-6; Nebraska def. Penn St., 15-12, 16-14, 10-15, 15-5. **Semifinals:** UCLA def. LSU, 15-13, 15-10, 15-6; Pacific (Cal.) def. Nebraska, 15-13, 11-15, 15-9, 15-12. **Championship:** UCLA def. Pacific (Cal.), 15-9, 15-12, 15-7.

1991 First Round: Stanford def. Rhode Island, 15-1, 15-2, 15-11; Southern California def. Brigham Young, 15-7, 15-6, 1-15, 15-9; UCLA def. Pepperdine, 15-3, 15-8, 15-11; New Mexico def. Washington St., 15-5, 11-15, 15-9, 15-4; Ohio St. def. Pittsburgh, 15-9, 17-15, 9-15, 15-7; Penn St. def. Colorado, 8-15, 10-15, 15-11, 15-6, 15-11; Wisconsin def. Bowling Green, 15-8, 15-4, 16-14; Nebraska def. Illinois, 15-5, 15-8, 15-12; LSU def. Houston, 15-5, 15-5, 16-14; Texas Tech def. Georgia, 15-5, 15-6, 15-4; Texas def. Duke, 15-3, 15-9, 15-12; Florida def. Louisville, 15-5, 15-13, 15-10; Hawaii def. Southwest Tex. St., 17-15, 15-6, 15-7; Pacific (Cal.) def. Montana, 15-2, 15-6, 15-3; UC Santa Barb. def. Fresno St., 15-9, 15-7, 17-16; Long Beach St. def. Northern Iowa, 15-7, 15-3, 15-6. **Regional Semifinals:** Stanford def. Southern California, 12-15, 15-6, 9-15, 15-10, 15-9; UCLA def. New Mexico, 15-12, 15-10, 15-10; Ohio St. def. Penn St., 13-15, 15-9, 11-15, 15-5, 15-11; Nebraska def. Wisconsin, 15-9, 15-10, 15-10; LSU def. Texas Tech, 15-6, 15-7, 15-10; Florida def. Texas, 3-15, 15-10, 15-9, 15-5; Hawaii def. Pacific (Cal.), 16-14, 15-13, 15-10; Long Beach St. def. UC Santa Barb., 15-10, 7-15, 16-14, 15-10. **Regional Finals:** UCLA def. Stanford, 15-2, 15-12, 16-14; Ohio St. def. Nebraska, 9-15, 15-9, 17-16, 15-7; LSU def. Florida, 15-10, 15-10, 12-15, 15-13; Long Beach St. def. Hawaii, 15-6, 15-10, 8-15, 8-15, 15-11. **Semifinals:** UCLA def. Ohio St., 15-8, 15-8, 15-5; Long Beach St. def. LSU, 15-13, 6-15, 15-10, 15-13. **Championship:** UCLA def. Long Beach St., 12-15, 13-15, 15-12, 15-6, 15-11.

1992 First Round: UCLA def. Ball St., 15-1, 15-4, 15-0; Arizona St. def. New Mexico, 12-15, 9-15, 15-11, 15-5, 15-4; Southern California def. Cal St. Northridge, 16-14, 15-8, 15-10; Brigham Young def. Santa Clara, 15-4, 15-13, 16-14; Florida def. Florida St., 15-9, 15-3, 15-10; Kentucky def. Duke, 15-6, 15-11, 7-15, 15-11; LSU def. Texas Tech, 15-7, 15-8, 15-5; Texas def. Georgia, 15-12, 15-2, 10-15, 15-8; Long Beach St. def. Arkansas St., 13-15, 15-3, 15-8, 15-11; Illinois St. def. Houston, 15-12, 15-9, 15-13; UC Santa Barb. def. Idaho, 15-3, 15-8, 15-13; Pacific (Cal.) def. Louisville, 15-13, 15-6, 15-5; Stanford def. Pittsburgh, 15-3, 15-2, 15-4; Penn St. def. Notre Dame, 15-13, 15-8, 15-9; Nebraska def. Colorado, 15-11, 15-8, 8-15, 19-17; Illinois def. Ohio St., 15-2, 15-7, 15-12. **Regional Semifinals:** UCLA def. Arizona St., 15-3, 15-9, 15-3; Brigham Young def. Southern California, 15-5, 15-5, 13-15, 15-11; Florida def. Kentucky, 15-13, 15-10, 16-14; Texas def. LSU, 15-9, 13-15, 15-12, 15-4; Long Beach St. def. Illinois St., 15-8, 15-7, 15-4; Pacific (Cal.) def. UC Santa Barb., 15-9, 15-2, 8-15, 15-6; Stanford def. Penn St., 15-13, 15-6, 15-13; Illinois def. Nebraska, 15-10, 15-7, 15-10. **Regional Finals:** UCLA def. Brigham Young, 15-5, 15-8, 15-9; Florida def. Texas, 8-15, 14-16, 15-6, 15-2, 15-11; Long Beach St. def. Pacific (Cal.), 4-15, 15-12, 15-11, 15-7; Stanford def. Illinois, 17-15, 15-6, 15-17, 15-10. **Semifinals:** UCLA def. Florida, 15-12, 15-12, 15-10; Stanford def. Long Beach St., 15-10, 15-12, 6-15, 15-9. **Championship:** Stanford def. UCLA, 15-8, 15-9, 6-15, 15-10.

1993 First Round: New Mexico def. Santa Clara, 15-11, 11-15, 15-11, 15-8; Southern California def. Radford, 15-2, 15-6, 15-1; Arizona def. Lamar, 15-11, 15-4, 15-7; Washington St. def. San Diego, 14-16, 15-9, 15-5, 15-11; Minnesota def. Ball St., 15-6, 15-11, 15-9; Nebraska def. Cornell, 15-7, 15-4, 15-1; Northern Ill. def. Illinois St., 17-15, 16-14, 15-13; Illinois def. Southwest Mo. St., 15-7, 15-13, 17-15; George Washington def. Pittsburgh, 15-13, 10-15, 15-9, 12-15, 15-13; Idaho def. Appalachian St., 15-5, 15-8, 15-2; Florida St. def. DePaul, 15-8, 7-15, 15-10, 15-13; Wisconsin def. South Fla., 15-4, 15-7, 16-14; Texas A&M def. George Mason, 15-5, 15-5, 11-15, 15-6; Duke def. Louisville, 15-12, 15-11, 15-13; Tennessee def. Sam Houston St., 15-12, 15-5, 6-15, 15-

9; Houston def. Clemson, 15-11, 15-10, 15-10.
Second Round: UCLA def. New Mexico, 15-8, 15-3, 15-6; Stanford def. Southern California, 15-11, 15-7, 13-15, 15-5; Arizona def. Arizona St., 5-15, 15-7, 5-15, 15-9, 15-11; Brigham Young def. Washington St., 15-6, 15-11, 15-4; Minnesota def. UC Santa Barb., 15-13, 7-15, 15-5, 14-16, 15-10; Notre Dame def. Nebraska, 15-11, 15-10, 15-8; Penn St. def. Northern Ill., 15-5, 15-8, 15-8; Colorado def. Illinois, 15-7, 15-5, 15-10; Long Beach St. def. George Washington, 15-3, 15-8, 15-5; Ohio St. def. Idaho, 7-15, 15-6, 16-14, 15-2; Pacific (Cal.) def. Florida St., 15-6, 15-17, 15-6, 15-9; Hawaii def. Wisconsin, 16-14, 15-10, 15-7; Texas def. Texas A&M, 15-10, 15-3, 15-8; Duke def. Kentucky, 15-12, 15-9, 15-12; Georgia def. Tennessee, 15-3, 15-10, 5-15, 15-11; Florida def. Houston, 15-10, 15-10, 15-8.
Regional Semifinals: UCLA def. Stanford, 15-11, 12-15, 15-5, 15-10; Brigham Young def. Arizona, 15-8, 11-15, 15-9, 15-8; Notre Dame def. Minnesota, 15-9, 11-15, 15-13, 11-15, 15-13; Penn St. def. Colorado, 9-15, 16-14, 16-18, 15-8, 15-7; Long Beach St. def. Ohio St., 15-7, 15-9, 13-15, 15-12; Hawaii def. Pacific (Cal.), 15-6, 15-13, 12-15, 15-10; Texas def. Duke, 15-9, 15-12, 15-11; Florida def. Georgia, 16-14, 15-9, 15-13.
Regional Finals: Brigham Young def. UCLA, 16-14, 17-15, 15-11; Penn St. def. Notre Dame, 15-12, 15-5, 15-12; Long Beach St. def. Hawaii, 15-12, 15-7, 15-12; Florida def. Texas, 15-11, 15-8, 11-15, 12-15, 15-10.
Semifinals: Penn St. def. Brigham Young, 15-13, 6-15, 16-14, 15-12; Long Beach St. def. Florida, 15-10, 15-6, 15-3.
Championship: Long Beach St. def. Penn St., 15-13, 12-15, 15-11, 16-14.
1994 First Round: Washington def. Wyoming, 7-15, 15-9, 15-4, 15-13; San Diego St. def. Memphis, 7-15, 15-6, 15-5, 15-9; Arizona def. Loyola Marymount, 15-13, 9-15, 15-6, 15-3; New Mexico def. Washington St., 15-7, 8-15, 13-15, 15-11, 15-8; Texas A&M def. Michigan St., 15-12, 15-9, 14-16, 15-5; UC Santa Barb. def. Princeton, 15-3, 15-1, 15-9; Idaho def. Central Fla., 15-2, 15-5, 15-5; Montana def. Arkansas St., 14-16, 15-10, 15-9, 17-15; George Washington def. Wisconsin, 15-13, 15-11, 12-15, 12-15, 15-10; Northern Iowa def. Rider, 15-10, 15-2, 15-3; Pittsburgh def. Iowa, 5-15, 16-14, 4-15, 16-14, 15-10; Ball St. def. Illinois, 15-12, 8-15, 15-7, 8-15, 16-14; Georgia Tech def. George Mason, 15-10, 15-11, 5-15, 15-5; Georgia def. Appalachian St., 15-6, 15-4, 15-5; Texas def. Louisville, 15-10, 16-14, 15-10; Clemson def. Stephen F. Austin, 12-15, 13-15, 15-9, 15-11, 15-8.
Second Round: Stanford def. Washington, 15-5, 15-11, 15-3; Arizona St. def. San Diego St., 15-13, 6-15, 9-15, 15-6, 15-12; Arizona def. Brigham Young, 10-15, 15-5, 15-4, 15-10; Southern California def. New Mexico, 15-13, 15-4, 15-6; Ohio St. def. Texas A&M, 15-6, 15-13, 15-10; Pacific (Cal.) def. UC Santa Barb., 15-13, 18-16, 9-15, 10-15, 15-13; Hawaii def. Idaho, 17-15, 15-11, 15-7; Long Beach St. def. Montana, 15-10, 15-6, 15-8; Nebraska def. George Washington, 17-15, 15-9, 15-8; Colorado def. Northern Iowa, 14-16, 15-13, 15-9, 15-12; Notre Dame def. Pittsburgh, 9-15, 15-11, 15-13, 15-13; Penn St. def. Ball St., 15-8, 15-5, 18-16; UCLA def. Georgia Tech, 15-7, 15-9, 15-8; Duke def. Georgia, 15-11, 15-3, 15-4; Florida def. Texas, 15-13, 15-8, 17-15; Houston def. Clemson, 15-1, 15-13, 15-12.
Regional Semifinals: Stanford def. Arizona St., 15-8, 15-3, 15-6; Southern California def. Arizona, 15-7, 15-9, 15-7; Ohio St. def. Pacific (Cal.), 15-10, 10-15, 15-11, 15-4; Long Beach St. def. Hawaii, 15-12, 12-15, 15-11, 11-15, 15-10; Nebraska def. Colorado, 15-11, 15-7, 15-5; Penn St. def. Notre Dame, 15-4, 15-6, 15-2; UCLA def. Duke, 15-3, 15-3, 15-4; Houston def. Florida, 13-15, 15-6, 15-11, 15-4.
Regional Finals: Stanford def. Southern California, 15-13, 15-13, 15-6; Ohio St. def. Long Beach St., 15-5, 14-16, 15-9, 15-5; Penn St. def. Nebraska, 12-15, 15-11, 15-9, 15-8; UCLA def. Houston, 15-5, 15-7, 15-12.
Semifinals: Stanford def. Ohio St., 15-11, 15-9, 15-7; UCLA def. Penn St., 3-15, 15-4, 15-9, 5-15, 15-11.
Championship: Stanford def. UCLA, 15-10, 5-15, 16-14, 15-13.

1995 First Round: Northern Iowa def. Colorado, 15-7, 15-12, 21-19; Southern California def. North Texas, 15-6, 15-2, 15-1; Oral Roberts def. Loyola Marymount,

14-16, 11-15, 15-13, 17-15, 15-12; Iowa St. def. Idaho, 15-13, 15-5, 15-10; Texas Tech def. Arkansas St., 15-2, 12-15, 10-15, 15-6, 15-11; South Carolina def. Hofstra, 15-7, 15-10, 15-1; Georgia def. Marshall, 15-7, 15-3, 15-3; George Washington def. Middle Tenn. St., 15-1, 15-13, 15-9; George Mason def. Indiana, 15-8, 15-10, 15-13; Georgia Tech def. Siena, 15-8, 15-10, 15-0; Maryland def. Miami (Ohio), 15-9, 15-3, 15-11; Ball St. def. Loyola (Ill.), 15-13, 15-11, 15-8; Louisville def. Central Fla., 4-15, 15-11, 15-11, 15-2; UC Santa Barb. def. South Fla., 15-9, 15-13, 15-8; Long Beach St. def. Colorado St., 15-3, 15-11, 15-2; Brigham Young def. Houston, 15-5, 15-10, 15-8.
Second Round: Stanford def. Northern Iowa, 15-12, 15-8, 15-3; Pacific (Cal.) def. Southern California, 15-9, 15-13, 15-5; Oral Roberts def. Washington St., 16-14, 15-6, 15-10; Notre Dame def. Iowa St., 15-3, 16-14, 15-10; Florida def. Texas Tech, 6-15, 13-15, 15-9, 15-5, 18-16; Texas A&M def. South Carolina, 15-6, 17-15, 15-12; Illinois def. Georgia, 15-10, 15-11, 10-15, 15-9; Texas def. George Washington, 15-6, 15-1, 15-6; Nebraska def. George Mason, 15-2, 15-5, 16-14; Penn St. def. Georgia Tech, 15-8, 15-5, 15-5; Ohio St. def. Maryland, 12-15, 15-10, 15-11, 15-13; UCLA def. Ball St., 15-4, 15-4, 15-7; Hawaii def. Louisville, 15-4, 15-7, 15-2; Arizona St. def. UC Santa Barb., 15-7, 13-15, 15-5, 4-15, 15-9; San Diego St. def. Long Beach St., 15-17, 15-13, 15-12, 15-11; Michigan St. def. Brigham Young, 15-7, 15-9, 15-7.
Regional Semifinals: Stanford def. Southern California, 15-6, 15-12, 15-8; Oral Roberts def. Notre Dame, 15-9, 15-11, 15-4; Florida def. Texas A&M, 15-4, 15-13, 15-4; Texas def. Illinois, 15-13, 15-12, 15-3; Nebraska def. Penn St., 15-7, 15-6, 14-16, 15-2; UCLA def. Ohio St., 15-6, 15-6, 15-9; Hawaii def. Arizona St., 15-8, 15-5, 11-15, 15-13; Michigan St. def. San Diego St., 15-11, 15-13, 15-10.
Regional Finals: Stanford def. Oral Roberts, 15-4, 15-7, 15-4; Texas def. Florida, 9-15, 15-7, 15-8, 10-15, 15-13; Nebraska def. UCLA, 15-9, 15-7, 16-14; Michigan St. def. Hawaii, 6-15, 8-15, 15-10, 15-7, 15-12.
Semifinals: Texas def. Stanford, 15-13, 0-15, 15-17, 15-6, 15-12; Nebraska def. Michigan St., 10-15, 15-8, 15-8, 9-15, 15-8.
Championship: Nebraska def. Texas, 11-15, 15-2, 15-7, 16-14.

1996 First Round: Colorado St. def. Houston, 15-10, 15-13, 15-11; Southern California def. Southeast Mo. St., 15-2, 15-5, 15-1; UC Santa Barb. def. Northern Ill., 12-15, 16-14, 4-15, 15-9, 15-12; Kansas St. def. Cal St. Northridge, 15-12, 14-16, 15-11, 15-13; Arkansas def. Rhode Island, 15-12, 15-8, 12-15, 9-15, 15-11; Louisville def. Brown, 15-3, 15-1, 15-7; Wisconsin def. Colgate, 15-5, 15-3, 15-11; Georgia Tech def. Coastal Caro., 15-13, 15-7, 15-8; Colorado def. Oral Roberts, 15-9, 13-15, 15-7, 15-12; San Diego St. def. Sam Houston St., 15-4, 15-2, 13-15, 15-9; Washington def. Texas Tech, 15-5, 15-6, 15-9; Arizona def. San Diego, 15-4, 7-15, 15-7, 8-15, 15-13; Illinois St. def. Miami (Ohio), 15-1, 6-15, 15-5, 15-5; Notre Dame def. Hofstra, 15-2, 15-4, 15-2; Texas A&M def. Ark.-Little Rock, 15-3, 15-8, 15-4; Minnesota def. Central Fla., 8-15, 12-15, 15-12, 15-9, 17-15.
Second Round: Stanford def. Colorado St., 15-10, 15-4, 15-7; Southern California def. South Fla., 15-8, 15-5, 15-6; Loyola Marymount def. UC Santa Barb., 14-16, 15-7, 15-8, 15-9; Washington St. def. Kansas St., 15-6, 16-14, 15-12; Nebraska def. Arkansas, 15-8, 12-15, 15-7, 15-7; Louisville def. Maryland, 9-15, 16-14, 15-9, 15-3; Wisconsin def. George Mason, 2-15, 15-9, 15-10, 15-11; Penn St. def. Georgia Tech, 15-7, 15-10, 15-13; Hawaii def. Colorado, 15-12, 15-11, 15-13; Texas def. San Diego St., 17-15, 15-13, 15-5; Brigham Young def. Washington, 15-7, 15-15, 15-8, 15-7; Pacific (Cal.) def. Arizona, 7-15, 15-12, 15-1, 15-8; Florida def. Illinois St., 16-14, 16-14, 15-3; Ohio St. def. Notre Dame, 8-15, 11-15, 15-11, 15-11, 15-8; Michigan St. def. Texas A&M, 19-17, 15-13, 15-12; Long Beach St. def. Minnesota, 15-10, 15-13, 15-6.
Regional Semifinals: Stanford def. Southern California, 15-3, 15-7, 15-7; Washington St. def. Loyola Marymount, 15-12, 11-15, 15-13, 15-8; Nebraska def. Louisville, 15-7, 15-6, 15-4; Penn St. def. Wisconsin, 15-11, 15-5, 15-5; Hawaii def. Texas, 15-13, 13-15, 15-13, 15-2; Brigham Young def. Pacific (Cal.), 15-7, 8-15, 15-4, 13-15, 15-13; Florida def. Ohio St., 15-8, 14-16, 13-15, 15-12, 15-6; Michigan St. def. Long Beach St., 15-4,

13-15, 15-6, 15-8.
Regional Finals: Stanford def. Washington St., 15-12, 15-13, 15-9; Nebraska def. Penn St., 15-12, 8-15, 15-13, 9-15, 20-18; Hawaii def. Brigham Young, 15-10, 15-6, 15-6; Florida def. Michigan St., 7-15, 15-7, 15-9, 17-15.
Semifinals: Stanford def. Nebraska, 9-15, 15-7, 15-9, 15-8; Hawaii def. Florida, 15-11, 15-8, 15-9.
Championship: Stanford def. Hawaii, 15-7, 15-3, 15-5.

1997 First Round: Northern Ill. def. Villanova, 15-6, 15-11, 12-15, 14-16, 16-14; Ohio St. def. Fairfield, 15-2, 15-2, 15-8; Maryland def. Princeton, 15-6, 15-13, 15-11; Michigan def. Temple, 15-8, 6-15, 15-12, 8-15, 15-10; Texas A&M def. Hofstra, 15-5, 15-5, 15-4; Minnesota def. Miami (Ohio), 16-14, 15-5, 15-12; Central Fla. def. Clemson, 15-7, 15-13, 15-1; Arkansas def. Ark.-Little Rock, 15-11, 15-3, 15-3; Notre Dame def. Liberty, 15-9, 15-3, 15-2; Colorado St. def. American, 15-5, 15-2, 15-17, 15-1; Washington St. def. Lehigh, 15-2, 15-5, 15-0; South Fla. def. Florida St., 8-15, 15-4, 15-13, 7-15, 15-9; Loyola Marymount def. Hawaii, 15-7, 15-7, 15-4; Washington def. Chattanooga, 15-4, 15-3, 15-2; Pacific (Cal.) def. Cal St. Sacramento, 15-11, 15-7, 17-19, 15-11; San Diego def. Kansas St., 11-15, 15-10, 15-7, 15-6; Southern California def. Morgan St., 15-2, 15-7, 15-7; Michigan St. def. Butler, 15-5, 15-6, 15-9; Oklahoma def. Houston, 15-12, 15-9, 16-14; Colorado def. Tennessee Tech, 15-4, 15-3, 15-7; Oral Roberts def. Arizona, 13-15, 15-8, 8-15, 15-1, 15-11; South Carolina def. Illinois St., 15-7, 15-7, 15-10; Texas def. Stephen F. Austin, 15-8, 15-9, 15-12; UCLA def. Pepperdine, 15-10, 15-12, 14-16, 15-9.
Second Round: Penn St. def. Northern Ill., 15-8, 15-7, 15-4; Ohio St. def. Maryland, 15-13, 15-10, 15-9; Texas A&M def. Michigan, 15-10, 15-6, 15-6; Brigham Young def. Minnesota, 15-8, 15-9, 15-11; Wisconsin def. Central Fla., 15-7, 15-8, 15-13; Notre Dame def. Arkansas, 9-15, 15-7, 15-10, 16-14; Washington St. def. Colorado St., 15-12, 12-15, 15-6, 15-13; Florida def. South Fla., 15-12, 15-9, 15-5; Long Beach St. def. Loyola Marymount, 15-9, 15-5, 15-5; Washington def. Pacific (Cal.), 7-15, 15-9, 15-10, 15-10; Southern California def. San Diego, 7-15, 15-17, 15-12, 15-5, 16-14; Nebraska def. Michigan St., 15-7, 15-12, 15-4; Stanford def. Oklahoma, 15-2, 15-6, 15-7; Colorado def. Oral Roberts, 13-15, 15-10, 14-16, 15-6, 15-12; Texas def. South Carolina, 15-11, 15-3, 15-10; UC Santa Barb. def. UCLA, 15-8, 15-8, 6-15, 6-15, 16-14.
Regional Semifinals: Penn St. def. Ohio St., 15-4, 15-4, 15-10; Brigham Young def. Texas A&M, 15-12, 7-15, 17-15, 13-15, 16-14; Wisconsin def. Notre Dame, 9-15, 15-12, 18-16, 15-11; Florida def. Washington St., 15-10, 15-6, 15-8; Long Beach St. def. Washington, 15-4, 15-5, 15-13; Nebraska def. Southern California, 15-13, 12-15, 14-16, 15-7, 15-12; Stanford def. Colorado, 15-7, 15-3, 15-1; UC Santa Barb. def. Texas, 15-13, 16-14, 15-6.
Regional Finals: Penn St. def. Brigham Young, 15-0, 15-12, 15-10; Florida def. Wisconsin, 8-15, 14-16, 15-7, 15-11, 15-5; Long Beach St. def. Nebraska, 15-9, 15-9, 15-3; Stanford def. UC Santa Barb., 15-12, 15-12, 15-3.
Semifinals: Penn St. def. Florida, 15-11, 15-12, 15-13; Stanford def. Long Beach St., 9-15, 15-10, 15-4, 17-15.
Championship: Stanford def. Penn St., 15-10, 15-6, 2-15, 15-17, 15-9.

1998 First Round: Long Beach St. def. Southern U., 15-0, 15-0, 15-0; Arizona def. Fresno St., 16-14, 15-9, 15-11; Colorado def. San Jose St., 15-12, 15-9, 15-9; Illinois def. Southwest Texas St., 15-7, 15-7, 15-17, 15-8; Colorado St. def. South Carolina, 6-15, 15-7, 15-7, 10-15, 15-12; Texas def. Wis.-Milwaukee, 15-6, 15-7, 15-13; Notre Dame def. Eastern Wash., 15-2, 13-15, 15-11, 15-11; Stanford def. Southeast Mo. St., 15-10, 10-15, 15-7, 15-7; Florida def. Chattanooga, 15-1, 15-3, 15-5; Ohio St. def. Texas Tech, 12-15, 13-15, 15-10, 15-3, 15-10; Texas A&M def. Temple, 15-7, 15-11, 14-16, 15-5; Southern California def. UMBC, 15-3, 15-5, 15-10; Indiana def. Northern Iowa, 17-15, 15-7, 15-5; Arkansas def. New Hampshire, 15-3, 15-0, 15-13; Miami (Ohio) def. Nevada, 15-12, 15-12, 15-9; Hawaii def. Brown, 15-3, 15-5, 15-6; Penn St. def. Bucknell, 15-5, 15-1, 15-5; Clemson def. Fairfield, 15-9, 15-9, 15-5; Northern Ill. def. Florida St., 10-15, 15-11, 15-10, 15-12; Louisville def. American, 15-13, 15-

11, 15-10; Cal St. Sacramento def. Houston, 15-9, 15-10, 15-10; Pacific (Cal.) def. Fla. Atlantic, 15-5, 15-8, 15-5; Kansas St. def. Georgetown, 15-9, 15-6, 15-7; Brigham Young def. Coastal Caro., 15-1, 15-7, 15-3; Nebraska def. Morgan St., 15-1, 15-2, 15-0; Utah def. Illinois St., 15-11, 15-12, 15-5; North Carolina def. Oral Roberts, 15-7, 5-15, 4-15, 15-11, 15-11; Pepperdine def. Michigan St., 15-13, 13-15, 15-12, 13-15, 15-8; UCLA def. Virginia, 15-7, 15-6, 14-16, 15-5; UC Santa Barb. def. Santa Clara, 15-4, 15-7, 15-11; San Diego def. South Fla., 15-5, 15-12, 15-12; Wisconsin def. Ark.-Little Rock, 15-4, 15-1, 15-1.

Second Round: Long Beach St. def. Arizona, 15-11, 15-4, 15-6; Illinois def. Colorado, 15-12, 15-11, 16-14; Texas def. Colorado St., 15-6, 15-6, 15-9; Stanford def. Notre Dame, 15-1, 15-5, 15-1; Florida def. Ohio St., 15-5, 13-15, 16-14, 15-12; Southern California def. Texas A&M, 15-8, 8-15, 15-5, 15-5; Arkansas def. Indiana, 15-8, 15-5, 15-4; Hawaii def. Miami (Ohio), 15-4, 15-5, 15-12; Penn St. def. Clemson, 15-2, 15-11, 15-5; Louisville def. Northern Ill., 11-15, 15-7, 15-11, 15-10; Pacific Cal. def. Cal St. Sacramento, 15-4, 15-5, 15-3; Brigham Young def. Kansas St., 15-6, 15-10, 17-15; Nebraska def. Utah, 14-16, 15-4, 15-8, 15-9; Pepperdine def. North Carolina, 16-14, 15-11, 15-8; UC Santa Barb. def. UCLA, 15-8, 8-15, 15-13, 15-11; Wisconsin def. San Diego, 15-10, 15-10, 18-16.

Regional Semifinals: Texas def. Stanford, 16-14, 15-5, 4-15, 16-14; Long Beach St. def. Illinois, 16-14, 15-4, 15-11; Florida def. Southern California, 15-13, 12-15, 15-9, 15-9; Hawaii def. Arkansas, 15-13, 15-9, 15-9; Brigham Young def. Pacific Cal., 15-7, 15-5, 12-15, 16-14; Penn St. def. Louisville, 15-5, 15-8, 15-2; Wisconsin def. UC Santa Barb., 9-15, 15-8, 8-15, 15-5, 15-13; Nebraska def. Pepperdine, 16-14, 10-15, 14-16, 15-1, 15-12. **Regional Finals:** Long Beach St.

def. Texas, 15-9, 15-9, 15-2; Florida def. Hawaii, 11-15, 4-15, 15-10, 15-4, 15-7; Penn St. def. Brigham Young, 18-16, 15-2, 15-10; Nebraska def. Wisconsin, 12-15, 18-16, 9-15, 15-10, 15-10. **Semifinals:** Long Beach St. def. Florida, 15-2, 15-8, 15-10; Penn St. def. Nebraska, 15-11, 15-8, 8-15, 15-11. **Championship:** Long Beach St. def. Penn St., 15-3, 15-10, 13-15, 14-16, 15-12.

1999 First Round: Illinois def. Wis.-Milwaukee, 15-13, 10-15, 15-12, 15-6; Florida def. Liberty, 15-4, 15-1, 15-2; Santa Clara def. Cincinnati, 15-13, 15-12, 9-15, 15-5; Stanford def. Fla. Atlantic, 15-3, 15-1, 15-5; Arizona def. Virginia, 15-8, 15-6, 15-12; Texas def. Houston, 15-6, 15-7, 15-10; San Diego def. James Madison, 15-3, 15-7, 15-11; Nebraska def. Davidson, 15-3, 15-5, 15-3; Loyola Marymount def. Southeast Mo. St., 15-8, 15-6, 11-15, 5-15, 20-18; UC Santa Barb. def. Oral Roberts, 15-11, 15-9, 15-8; Utah def. Colorado, 15-10, 15-6, 17-15; Hawaii def. Prairie View, 15-3, 15-0, 15-3; North Carolina def. Northern Ariz., 15-6, 15-8, 15-10; Texas A&M def. Stephen F. Austin, 15-4, 15-7, 15-1; Kansas St. def. Louisville, 15-1, 15-6, 15-10; Colorado St. def. Loyola (Ill.), 15-5, 15-9, 15-8; Northern Iowa def. Ball St., 12-15, 15-9, 10-15, 15-2, 15-12; Indiana def. Clemson, 15-9, 11-15, 15-5, 15-12; Baylor def. Temple, 11-15, 16-14, 15-7, 15-12; Penn St. def. Robert Morris, 15-1, 15-1, 15-2; Minnesota def. Cal St. Sacramento, 15-9, 15-10, 15-10; Southern Cal. def. Hofstra, 15-0, 15-9, 15-8; Michigan St. def. Cal Poly, 10-15, 15-10, 15-10, 15-13; Pepperdine def. Arkansas St., 15-3, 15-2, 15-5; Michigan def. Fairfield, 15-8, 15-7, 15-7; Pacific (Cal.) def. Colgate, 15-7, 15-4, 15-7; Arizona St. def. Wisconsin, 17-15, 15-10, 15-3; Brigham Young def. Princeton, 15-5, 15-5, 15-5; Arkansas def.

Georgetown, 15-3, 10-15, 15-1, 15-6; Long Beach St. def. Florida A&M, 15-6, 15-10, 15-1; Ohio St. def. Notre Dame, 13-15, 15-10, 16-14, 15-7; UCLA def. Eastern Wash., 15-5, 15-5, 17-15. **Second Round:** Florida def. Illinois, 15-8, 7-15, 16-14, 9-15, 15-1; Stanford def. Santa Clara, 15-9, 15-6, 11-15, 15-5; Arizona def. Texas, 15-8, 15-6, 15-7; Nebraska def. San Diego, 15-12, 15-8, 15-9; UC Santa Barb. def. Loyola, 15-5, 15-11, 14-16, 15-5; Hawaii def. Utah, 15-11, 15-6, 15-4; Texas A&M def. North Carolina, 15-8, 15-4, 15-8; Colorado St. def. Kansas St., 15-12, 8-15, 15-13, 15-10; Northern Iowa def. Indiana, 17-15, 10-15, 15-10, 16-14; Penn St. def. Baylor, 15-2, 15-6, 15-10; Minnesota def. Southern Cal., 3-15, 4-15, 16-14, 15-10, 15-10; Pepperdine def. Michigan St., 15-5, 15-9, 12-15, 15-5; Pacific (Cal.) def. Michigan, 10-15, 16-14, 15-3, 12-15, 19-17; Brigham Young def. Wisconsin, 6-15, 15-10, 15-4, 15-9; Long Beach St. def. Arkansas, 15-6, 15-6, 15-11; UCLA def. Ohio St., 15-10, 15-12, 15-10. **Regionals:** Penn St. def. Minnesota, 15-9, 15-9, 17-15; UCLA def. Pepperdine, 15-9, 15-12, 17-15; Penn St. def. UCLA, 15-11, 15-9, 15-5; Stanford def. Arizona, 6-15, 15-6, 15-7, 15-7; UC Santa Barb. def. Nebraska, 15-5, 7-15, 15-8, 15-3; Stanford def. UC Santa Barb., 15-12, 15-6, 15-10; Long Beach St. def. Colorado St., 15-5, 15-13, 13-15, 15-10; Texas A&M def. Hawaii, 15-9, 12-15, 15-9, 15-12; Long Beach St. def. Texas A&M, 15-4, 15-7, 15-13; Florida def. Brigham Young, 15-12, 15-8, 15-10; Pacific (Cal.) def. Northern Iowa, 15-2, 15-4, 15-7; Pacific (Cal.) def. Florida, 15-8, 16-14, 15-8. **Semifinals:** Penn St. def. Pacific (Cal.), 14-16, 15-5, 15-6, 7-15, 15-12; Stanford def. Long Beach St., 15-10, 15-10, 15-3. **Championship:** Penn St. def. Stanford, 15-2, 15-11, 15-5.

Volleyball

DIVISION II

1999 Championship

Highlights

New Champion Crowned: Paced by four-time all-American Arlete Silva's 23 kills and .556 hitting percentage, Brigham Young-Hawaii claimed its first-ever Division II women's volleyball title December 4, in Battle Creek, Michigan. The Seasideers swept the Tampa Spartans 15-3, 15-12, 15-13.

After dominating the first two games, the third game saw Brigham Young-Hawaii fight point-for-point with Tampa to tie it up at 13. The Seasideers finally ended the match behind strong serving and a kill from setter Juliana Lima. Tampa's Jolene Patton posted a team-high 16 kills in the loss.


All-Tournament Team: The national champion placed Silva, Vanessa Valansi and Juliana Lima on the all-tournament team. Danielle Faggion, Tiffany Boatwright and Becky Hart of Tampa; West Texas A&M's Sarah Butler and Shannon Stroud; Sarah Schall of Lock Haven; Rachel Schmieg of North Dakota State; North Alabama's Ronda Price and Northern Kentucky's Jenny Jeremiah were also named.

TOURNAMENT PERCENTAGE LEADERS

Player, Team	K	E	TA	*Pct.	SA	DG	BS
Arlete Silva, BYU-Hawaii	83	16	155	.432	3	42	5
Tiffany Boatwright, Tampa	51	11	100	.400	0	7	8
Sarah Butler, West Tex. A&M	110	21	227	.392	4	72	4
Chervara Smith, Tampa	60	14	123	.374	0	3	2
Denise Barhorst, Northern Ky.	44	10	96	.354	0	9	3
Dena Zizkova, Northwood	38	9	86	.337	1	46	0
Jessica Buroker, Northern Ky.	57	15	127	.331	2	62	1
Karla Ribeiro, BYU-Hawaii	36	11	83	.301	14	55	4
Andrea Uttech, Rockhurst	33	6	90	.300	0	6	0
Rachel Price, North Ala.	43	15	95	.295	2	36	2

LEGEND: K (kills), E (errors), TA (total attempts), SA (service aces), DG (digs), BS (block solos).

*Percentage is derived by subtracting errors from kills and dividing that remainder by total attempts. Minimum of 75 attempts to qualify.



Brigham Young-Hawaii's Arlete Silva goes for one of her 23 kills in the championship match. Silva and the Lady Seasideers defeated Tampa 3-0 for the Division II women's volleyball crown.

Photo by Fred Kleiber/NCAA Photos

Results

REGIONALS

AT NORTHERN KY.

NOVEMBER 20

Northern Ky.	K	E	TA	Pct.	SA	DG	BS
Jenny Jeremiah	9	7	38	.053	0	25	0
Jenni Long	0	1	1	-1.00	1	8	0
Bobbi Casey	5	2	18	.167	1	12	0
Bethany Gastright	13	5	43	.186	0	9	0
Greta Grinstead	2	1	10	.100	0	7	0
Jessica Buroker	18	2	38	.421	0	14	0
Liz Lamping	0	0	0	.000	0	0	0
Luisa Gomez	0	2	3	-.667	1	3	0
Tara Bach	0	0	0	.000	0	0	0
Amy Ryan	0	0	0	.000	0	0	0
Denise Barhorst	12	4	22	.364	0	1	2
Julie Hathorn	1	0	4	.250	3	8	0
Totals	60	24	177	.203	6	87	2

Ferris St.	K	E	TA	Pct.	SADG	BS
Libby Martz	0	0	3	.000	0	21
Amanda Kane	0	0	2	.000	0	12
Lisa Chard	1	4	17	-.176	0	5
Morgan Buckner	13	3	38	.263	2	17
Sarah VanderMolen	12	8	39	.103	0	16
Erin Minnis	8	10	31	-.065	1	7

Lacey VandeStreek	K	E	TA	Pct.	SA	DG	BS
Lacey VandeStreek	0	0	0	.000	0	1	0
Sarah Dehring	0	0	0	.000	0	0	0
Angie Desmarais	0	0	0	.000	0	0	0
Erin Rind	0	1	4	-.250	0	1	0
Alaina Olds	0	0	5	.000	0	1	0
Jill Behrns	0	0	0	.000	0	0	0
Katie Pickvet	3	8	24	-.208	0	0	2
Totals	37	34	163	.018	3	81	5

Northern Ky.	13	15	15	15
Ferris St.	15	3	9	11

NOVEMBER 20

Northern Mich.	K	E	TA	Pct.	SADG	BS
Meirong Lu	17	2	40	.375	1	16
Alesia Hanzal	0	0	9	.000	0	13
Nirvana Kos	13	7	33	.182	1	9
Yvette Sixbey	13	3	28	.357	0	7
Beth Honaker	5	4	18	.056	0	5
Meaghan Kimball	2	2	8	.000	0	7
Beth Laveen	1	2	10	-.100	0	2
Jill Balicki	12	2	30	.333	0	10
Anne Kinsella	1	0	1	1.00	0	11
Totals	64	22	177	.237	2	80

Northwood	K	E	TA	Pct.	SADG	BS
Amy Gruszynski	7	2	24	.208	1	12
Samantha Miller	13	6	36	.194	1	25
Jennifer Lombard	6	3	14	.214	0	5

Romana Moravkova	K	E	TA	Pct.	SA	DG	BS
Romana Moravkova	23	5	52	.346	0	19	1
Dena Zizkova	17	3	36	.389	0	13	0
Klara Plsova	4	2	10	.200	0	1	1
Kristina Kerrigan	0	0	0	.000	0	0	0
Jennifer Brink	0	0	0	.000	1	7	0
Amanda Mendenhall	0	0	0	.000	0	0	0
Katie Nostrant	0	0	0	.000	0	4	0
Kathy Firek	0	0	0	.000	0	0	0
Leslie Klein	0	0	0	.000	0	0	0
Totals	70	21	172	.285	3	86	2

Northern Mich.	13	8	8
Northwood	15	15	15

NOVEMBER 21

Northern Ky.	K	E	TA	Pct.	SA	DG	BS
Jenny Jeremiah	22	11	69	.159	1	27	0
Jenni Long	0	0	0	.000	1	4	0
Bobbi Casey	6	1	19	.263	0	15	1
Bethany Gastright	21	10	56	.196	0	17	0
Greta Grinstead	2	3	13	-.077	2	23	0
Jessica Buroker	19	6	46	.283	2	26	1
Liz Lamping	0	0	0	.000	0	0	0
Luisa Gomez	0	0	1	.000	0	0	0
Tara Bach	0	0	0	.000	0	0	0
Amy Ryan	0	0	0	.000	0	0	0
Denise Barhorst	15	3	40	.300	0	7	1
Julie Hathorn	3	0	6	.500	0	2	0
Totals	88	34	250	.216	6	121	3

Northwood	K	E	TA	Pct.	SADG	BS
Amy Gruszynski.....	6	4	21	.095	1	15
Samantha Miller.....	9	5	47	.085	1	23
Jennifer Lombard.....	9	1	18	.444	0	4
Katie Nostrant.....	0	0	1	.000	2	8
Romana Moravkova...	33	14	84	.226	1	22
Dena Zizkova.....	21	6	50	.300	1	33
Kristina Kerrigan.....	0	1	1	-1.00	0	0
Jennifer Brink.....	0	0	0	.000	0	9
Amanda Mendenhall..	0	0	0	.000	0	0
Kathy Firek.....	0	0	0	.000	0	0
Klaara Plsova.....	4	4	22	.000	0	2
Leslie Klein.....	0	0	0	.000	0	0
Totals.....	82	35	244	.193	6	116
Northwood.....					15	7
Northern Ky.....					15	8

AT ROCKHURST

NOVEMBER 20	K	E	TA	Pct.	SA	DG	BS
Rockhurst							
Kara Brown.....	1	0	8	.125	0	18	1
Leah Kucera.....	7	7	31	.000	2	15	1
Anna Struckman.....	0	0	0	.000	2	14	0
Andrea Uttech.....	14	2	40	.300	0	4	0
Vicki Braden.....	14	9	48	.104	0	17	0
Bethanie Clark.....	9	4	19	.263	1	10	0
Amanda Laune.....	0	0	0	.000	0	2	0
Melissa Crain.....	8	9	33	-.030	0	11	1
Katie Hollenberg.....	0	0	1	.000	1	9	0
Totals.....	53	31	180	.122	6	100	3

Central Mo. St.	K	E	TA	Pct.	SADG	BS
Jacque Barr.....	1	0	5	.200	1	8
Robyn Griffin.....	8	3	27	.185	2	14
Katie Gursing.....	0	0	0	.000	0	7
Mandy Feldmann.....	6	4	25	.080	0	0
Jen Witthoelder.....	10	6	28	.143	0	18
Anna Patterson.....	3	3	18	.000	0	11
Rhea Griffin.....	5	6	37	-.027	0	20
Daria McConnell.....	2	4	17	-.118	0	17
Janell Mohme.....	12	5	31	.226	0	0
Totals.....	47	31	188	.085	3	95
Central Mo. St.....					10	13
Rockhurst.....					15	10

NOVEMBER 20

Ala.-Huntsville	K	E	TA	Pct.	SADG	BS
Jane Baumgartner.....	0	0	0	.000	0	10
Ellen LaFiore.....	12	7	37	.135	3	6
Lisa Spencer.....	0	0	4	.000	2	1
Lindsay Dunham.....	2	4	11	-.182	0	1
Cathryn Sterling.....	0	0	1	.000	0	7
Erin Denny.....	3	1	8	.250	0	0
Samantha Marlin.....	5	7	31	-.065	0	5
Ragan McLain.....	3	3	18	.000	0	3
Totals.....	25	22	110	.027	5	33

North Ala.	K	E	TA	Pct.	SADG	BS
Nichole Kuslik.....	1	1	2	.000	0	8
Amy Bernstein.....	0	0	0	.000	1	5
Rachel Price.....	8	2	19	.316	0	12
Ronda Price.....	8	10	36	-.056	1	18
Deja Trojan.....	11	2	26	.346	0	11
Lana Fishback.....	3	1	12	.167	0	2
Christy Barefield.....	7	2	15	.333	0	0
Gretchen Midkiff.....	0	0	0	.000	0	7
Totals.....	38	18	110	.182	2	63
Ala.-Huntsville.....					6	11
North Ala.....					15	15

NOVEMBER 21

Rockhurst	K	E	TA	Pct.	SA	DG	BS
Maria Geerling.....	0	0	0	.000	1	1	0
Danielle Wade.....	0	0	0	.000	0	0	0
Kara Brown.....	3	0	10	.300	0	11	0
Leah Kucera.....	14	9	39	.128	0	18	0
Anna Struckman.....	0	0	0	.000	1	9	0
Andrea Uttech.....	19	4	50	.300	0	2	0
Vicki Braden.....	16	4	45	.267	0	19	0
Bethanie Clark.....	14	2	22	.545	0	19	1
Melissa Crain.....	8	2	22	.273	0	1	0
Katie Hollengerg.....	1	0	1	1.00	0	20	0
Totals.....	75	21	189	.286	2	100	1

North Ala.	K	E	TA	Pct.	SADG	BS
Nichole Kuslik.....	4	0	12	.333	3	6
Amy Bernstein.....	0	0	0	.000	1	9
Rachel Price.....	17	7	39	.256	0	19
Ronda Price.....	24	11	61	.213	0	26
Deja Trojan.....	25	6	54	.352	2	23
Lana Fishback.....	8	1	20	.350	0	0

Christy Barefield.....	K	E	TA	Pct.	SA	DG	BS
Christy Barefield.....	12	2	24	.417	0	2	0
Gretchen Midkiff.....	0	0	2	.000	5	13	0
Totals.....	90	27	212	.297	11	98	0
Rockhurst.....					15	11	3
North Ala.....					12	15	11

AT BYU-HAWAII

NOVEMBER 19	K	E	TA	Pct.	SA	DG	BS
Hawaii Pacific							
Gisele Rocha.....	3	4	17	-.059	1	2	0
Dawn Penebacker.....	13	3	26	.385	0	0	2
Nia Tuitele.....	3	1	10	.200	1	11	1
Hai Yan Wang.....	10	2	32	.250	0	15	0
Debbie Sant'Anna.....	12	8	43	.093	1	11	0
Flavia Gabinio.....	22	7	60	.250	0	9	0
Kealoha Kuhaulua.....	0	0	0	.000	0	1	0
Kea Wong.....	0	0	0	.000	0	13	0
Kristi Lezchuk.....	4	4	13	.000	0	12	0
Totals.....	67	29	204	.186	3	74	3

Cal St. Bakersfield	K	E	TA	Pct.	SADG	BS
Amy Wade.....	17	9	48	.167	2	13
Jennifer Carr.....	9	6	33	.091	1	14
Megan McMillan.....	14	2	27	.444	0	5
Joy Burkholder.....	2	2	10	.000	1	10
Stephanie McNaughton	3	1	13	.154	0	10
Lisa Wilson.....	12	5	45	.156	0	1
Amanda Beck.....	1	0	1	1.00	0	5
Heather Barrus.....	0	0	0	.000	1	1
Katie Schopflin.....	10	4	37	.162	0	2
Totals.....	68	29	214	.182	5	61
Hawaii Pacific.....					12	15
Cal St. Bakersfield.....					15	6

NOVEMBER 19

Cal St. Los Angeles	K	E	TA	Pct.	SADG	BS
Kristy Sain.....	0	1	8	-.125	1	10
Myeetsha Coffey.....	13	11	33	.061	0	9
Caryn Sale.....	13	3	25	.400	0	5
Kristi Reyes.....	2	0	8	.250	0	5
Linda Saucedo.....	12	3	29	.310	1	14
Kasy Jungwirth.....	12	7	52	.096	0	5
Lily Chow.....	0	0	0	.000	0	1
Maegan Bergeson.....	0	1	1	-1.00	0	1
Totals.....	52	26	156	.167	2	50

BYU-Hawaii	K	E	TA	Pct.	SADG	BS
Leiau Meatoga.....	5	2	15	.200	0	5
Juliana Lima.....	7	0	13	.538	2	12
Vanessa Valansi.....	24	8	50	.320	2	14
Kapu Elkington.....	5	5	21	.000	0	3
Karla Ribeiro.....	9	1	18	.444	3	9
Arlete Silva.....	16	3	36	.361	0	10
Tammy Peniata.....	0	0	0	.000	2	5
Ave Neria.....	1	4	15	-.200	0	1
Totals.....	67	23	168	.262	9	59
Cal St. Los Angeles.....					9	14
BYU-Hawaii.....					15	16

NOVEMBER 20

Cal St. Bakersfield	K	E	TA	Pct.	SA	DG	BS
Amy Wade.....	17	8	49	.184	0	5	
Jennifer Carr.....	7	3	30	.133	0	7	
Heather Barrus.....	1	0	4	.250	0	1	
Megan McMillan.....	6	11	27	-.185	1	5	
Joy Burkholder.....	0	1	2	-.500	0	9	
Lisa Wilson.....	9	3	21	.286	2	0	
Amanda Beck.....	0	0	0	.000	0	3	
Stephanie McNaughton	0	0	0	.000	1	12	
Katie Schopflin.....	9	3	22	.273	0	0	
Totals.....	49	29	155	.129	4	42	

BYU-Hawaii	K	E	TA	Pct.	SADG	BS
Leiau Meatoga.....	0	1	2	-.500	1	9
Juliana Lima.....	3	3	13	.000	0	4
Vanessa Valansi.....	22	6	50	.320	1	12
Kapu Elkington.....	3	2	11	.091	0	3
Karla Ribeiro.....	5	0	10	.500	0	11
Arlete Silva.....	14	3	31	.355	1	6
Tammy Peniata.....	0	0	0	.000	1	8
Ave Neria.....	5	3	19	.105	0	2
Totals.....	52	18	137	.248	4	55
Cal St. Bakersfield.....					14	16
BYU-Hawaii.....					16	18

AT NORTH DAKOTA ST.

NOVEMBER 19	K	E	TA	Pct.	SA	DG	BA
North Dakota St.							
Darthy Zimmerman.....	0	0	0	.000	0	7	0

Pam Osterfeld.....	K	E	TA	Pct.	SA	DG	BS
Pam Osterfeld.....	0	0	2	.000	0	13	0
Rachel Schmiegg.....	14	13	54	.019	1	21	1
Kathleen Hegg.....	0	0	2	.000	0	8	0
Colleen Tuckner.....	0	2	4	-.250	0	2	0
Angie Sorteberg.....	0	0	0	.000	0	0	0
Geri Getchell.....	10	10	48	.000	0	22	2
Alanna Hetland.....	5	3	26	.077	0	1	0
Janna Ruebke.....	7	2	17	.294	3	8	1
Carrie Jacobson.....	20	3	39	.436	0	3	1
Heather Evans.....	3	5	13	-.154	0	1	0
Jenny Gronner.....	0	0	0	.000	0	0	0
Totals.....	60	38	2				

	K	E	TA	Pct.	SA	DG	BS
Totals.....	73	41	241	.133	4	93	2
Northern Colo.....		8	16	.6	15	9	
North Dakota St.....	15	14	15	.6	15		

AT WEST TEX. A&M

NOVEMBER 20							
West Tex. A&M							
	K	E	TA	Pct.	SA	DG	BS
Megan Jacobson.....	4	5	13	.385	1	6	0
Lauren Nichols.....	2	0	6	.333	2	11	0
Shannon Stroud.....	14	7	36	.194	1	6	0
Sarah Butler.....	26	1	42	.596	2	16	0
Jennifer Catano.....	7	2	12	.600	0	0	0
Brittany Bridge.....	0	0	2	.000	1	7	0
Kimberly James.....	3	0	8	.375	0	0	0
Erin McClain.....	0	0	0	.000	0	6	0
Jess Anne Fernandes.....	2	1	4	.250	0	0	0
Totals.....	58	16	123	.343	7	52	0

Regis (Colo.)							
	K	E	TA	Pct.	SADG	BS	
Ginger Craig.....	4	6	21	.095	0	2	0
Amie Schraeder.....	15	3	36	.333	1	6	0
Nikki Van Reusen.....	9	10	30	.033	0	8	0
Jennifer Dodgin.....	0	2	3	.667	0	11	0
Maureen Stolle.....	3	1	4	.500	0	0	0
Renee Faubion.....	9	2	22	.318	0	3	0
Jennifer Rupp.....	0	0	1	.000	1	8	0
Merian Middleton.....	0	0	0	.000	0	1	0
Amy Willhoit.....	2	0	3	.667	0	0	0
Brooke Stephens.....	0	0	0	.000	0	0	0
Marissa Gettman.....	0	0	0	.000	0	0	0
Totals.....	43	24	116	.164	2	39	0

Regis (Colo.).....					8	10	9
West Tex. A&M.....					15	15	15

NOVEMBER 20

Western St.							
	K	E	TA	Pct.	SA	DG	BS
Brooke Mardick.....	0	0	1	.000	2	8	0
Andrea Raymond.....	22	3	44	.432	0	2	1
Michelle Morris.....	17	7	55	.182	1	10	0
Karen Samuelson.....	5	3	16	.125	0	10	0
Amy Spruiell.....	17	9	52	.154	0	16	0
Tara Miller.....	3	2	10	.100	0	14	0
Kristy Jacovetta.....	1	1	4	.000	6	12	0
Kam Heger.....	26	3	46	.500	0	2	0
Nina Gomez.....	0	0	0	.000	0	0	0
Dondi Miller.....	0	0	1	.000	1	3	0
Totals.....	91	28	228	.276	10	77	1

Neb.-Kearney							
	K	E	TA	Pct.	SADG	BS	
Kelli Brummer.....	14	7	44	.160	1	18	1
Kim Brummer.....	0	0	0	.000	0	9	0
Meghan Stewart.....	25	6	67	.333	1	18	1
Amber Sherk.....	9	3	26	.230	2	8	0
Melissa Carper.....	8	2	14	.430	1	8	0
Hayley Oman.....	8	5	23	.130	1	3	0
Andrea Raup.....	17	6	45	.244	0	3	0
Kris Swanson.....	0	0	0	.000	2	17	0
Totals.....	81	29	209	.249	8	84	2
Neb.-Kearney.....		15	10	15	12	11	
Western St.....		6	15	9	15	15	

NOVEMBER 21

West Tex. A&M							
	K	E	TA	Pct.	SA	DG	BS
Megan Jacobson.....	2	1	4	.250	1	3	0
Lauren Nichols.....	3	0	3	1.000	0	3	0
Shannon Stroud.....	13	5	33	.242	0	13	1
Sarah Butler.....	19	3	36	.444	1	16	1
Jennifer Catano.....	5	2	17	.176	0	0	0
Brittany Bridge.....	0	0	0	.000	0	6	0
Kimberly James.....	4	0	9	.444	0	0	0
Erin McClain.....	0	0	0	.000	0	2	0
Totals.....	46	11	102	.343	2	43	2

Western St.							
	K	E	TA	Pct.	SADG	BS	
Brooke Mardick.....	1	0	1	1.000	0	4	0
Andrea Raymond.....	5	4	18	.056	0	0	0
Michelle Morris.....	8	3	25	.200	1	8	0
Karen Samuelson.....	3	4	10	-.100	0	5	0
Amy Spruiell.....	7	8	25	-.040	1	4	0
Tara Miller.....	0	2	9	-.222	1	7	0
Kristy Jacovetta.....	0	1	2	-.500	0	10	0
Kim Heger.....	7	2	27	.185	0	1	0
Dondi Miller.....	0	0	0	.000	0	0	0
Totals.....	31	24	117	.060	3	39	0
Western St.....					12	5	0
West Tex. A&M.....					15	15	15

AT LOCK HAVEN

NOVEMBER 20							
Lock Haven							
	K	E	TA	Pct.	SA	DG	BS
Sarah Schall.....	8	1	19	.368	1	10	0
Shana Fessette.....	3	0	8	.375	1	5	0
Kathryn Stallings.....	7	1	17	.353	0	0	0
Lauren Nuzum.....	8	0	17	.471	0	2	0
Kelli Crouch.....	1	0	2	.500	1	2	0
Stefanie Lafata.....	9	2	19	.368	0	5	1
Jillian Klinzing.....	5	2	8	.375	0	1	1
Tamee Dickey.....	0	0	0	.000	4	8	0
Totals.....	41	6	90	.389	7	33	2

Charleston (W. Va.)							
	K	E	TA	Pct.	SADG	BS	
Traci Payne.....	13	0	26	.500	0	0	0
Jenny Fromherz.....	5	7	30	.067	1	3	0
Jennifer Moles.....	0	0	0	.000	0	0	0
Andrea Rivelli.....	0	0	0	.000	1	5	0
Lauren Oman.....	4	0	8	.500	0	0	0
Amanda Ansell.....	0	0	1	.000	0	0	0
Mary Weissensee.....	1	0	3	.333	1	10	0
Stephanie Knapton.....	0	0	0	.000	0	0	0
Crystal DeMello.....	2	2	6	.000	0	0	0
Nicole LaFollette.....	13	5	25	.320	0	0	0
Totals.....	38	14	99	.242	3	18	0
Charleston (W. Va.).....					13	6	7
Lock Haven.....					15	15	15

NOVEMBER 20

Lees-McRae							
	K	E	TA	Pct.	SA	DG	BS
Jenny McKnight.....	2	0	7	.286	2	13	0
Jen Calderwood.....	9	6	33	.091	2	11	1
Maureen Arnold.....	16	9	53	.132	1	14	1
Miki Adams.....	8	4	28	.143	4	5	1
Kristy Rightmyer.....	6	6	24	.000	4	4	0
Megan Lynch.....	4	4	18	.000	1	18	1
Totals.....	45	29	163	.098	14	65	4

Edinboro							
	K	E	TA	Pct.	SADG	BS	
Stephanie Burner.....	9	3	24	.250	1	9	0
Mandie Moyer.....	9	5	28	.143	0	0	0
Dana Czerwonka.....	0	0	0	.000	7	5	0
Katie Quatman.....	5	4	24	.024	0	9	0
Natalie Myers.....	1	2	4	.250	0	3	0
Lisa Poeschl.....	0	0	0	.000	0	0	0
Claudia Rech.....	2	1	6	.167	2	8	0
Jennifer Fuhrman.....	12	2	27	.370	0	3	1
Erica Shaffer.....	12	4	25	.320	1	6	0
Abby Galcik.....	2	0	4	.500	0	6	0
Totals.....	52	21	142	.218	11	49	1
Lees-McRae.....					11	16	8
Edinboro.....					15	14	15

NOVEMBER 21

Lock Haven							
	K	E	TA	Pct.	SA	DG	BS
Sarah Schall.....	13	6	29	.241	1	13	1
Shana Fessette.....	3	3	11	.000	1	6	0
Kathryn Stallings.....	12	4	22	.364	0	0	1
Lauren Nuzum.....	4	7	23	.130	1	7	0
Kelli Crouch.....	1	0	1	1.000	2	8	0
Stefanie Lafata.....	15	5	32	.313	4	6	0
Jillian Klinzing.....	5	3	15	.133	0	2	0
Tamee Dickey.....	0	0	1	.000	1	5	0
Totals.....	53	28	134	.187	10	47	2

Edinboro							
	K	E	TA	Pct.	SADG	BS	
Stephanie Burner.....	7	2	18	.278	0	3	0
Mandie Moyer.....	11	1	21	.476	0	0	0
Dana Czerwonka.....	0	0	0	.000	0	3	0
Katie Quatman.....	2	2	12	.000	0	1	0
Natalie Myers.....	0	0	1	.000	0	0	0
Lisa Poeschl.....	1	0	4	.250	0	4	0
Claudia Rech.....	1	1	5	.000	1	2	0
Jennifer Fuhrman.....	12	7	31	.161	0	2	1
Shelley Brandenburg.....	2	3	6	.167	0	0	0
Erica Shaffer.....	11	6	24	.208	1	8	0
Abby Galcik.....	0	2	8	.250	0	8	0
Totals.....	47	24	130	.177	2	31	1
Edinboro.....					15	4	9
Lock Haven.....					7	15	15

AT TAMPA

NOVEMBER 19							
Tampa							
	K	E	TA	Pct.	SA	DG	BS
Danielle Faggion.....	1	0	3	.333	0	14	1
Jolene Patton.....	19	7	37	.324	2	3	0
Katie Beth.....	0	0	1	.000	0	11	0
Tiffany Boatwright.....	9	0	11	.818	0	1	2

	K	E	TA	Pct.	SA	DG	BS
Kam Gillispie.....	9	2	20	.350	1	14	0
Becky Hart.....	12	6	30	.200	1	8	0
Krissi MacIntyre.....	0	1	1	-.100	0	5	0
Lacey Myers.....	0	0					

Table with columns K, E, TA, Pct., SA, DG, BS. Rows include Misti Neutzling, Jennifer Woerner, Tari Essig, Erin Pixton, Fla. Southern, Tampa.

AT NEW HAVEN

Table with columns K, E, TA, Pct., SA, DG, BS. Rows include Elizabeth Gelibert, Neysha Ocasio, Joy Forde, Trisha Shea, Kathleen Higgins, Cara Augello, Danielle Swartz.

Table with columns K, E, TA, Pct., S, ADG, BS. Rows include Alicia Harris, Sarah Smith, Erica Hood, Meredith Vachon, Meghan Campbell, Melissa Wright, Allison Gunther, Olunmi Akinnusotu, Kerry Beach, Jeanette Rulli.

Table with columns K, E, TA, Pct., SA, DG, BS. Rows include Bryant, New Haven.

NOVEMBER 19

Table with columns K, E, TA, Pct., SA, DG, BS. Rows include Colleen Roberts, Nicole Nordin, Lavinia Macovski, Andrea Haggerty, Lupe Madrignol, Olivia Skiffington, Gina Streany, Jennifer Brigham.

Table with columns K, E, TA, Pct., S, ADG, BS. Rows include Winny Fred Victor, Nadia Guirand, M. Gallardo Aquije, Rose Apollon, Myriam Lallemand, Marie Jean-Francois, Janet Robertson, Adelisa Duarte, Jourdele Calixte.

NOVEMBER 20

Table with columns K, E, TA, Pct., SA, DG, BS. Rows include Elizabeth Gelibert, Neysha Ocasio, Joy Forde, Trisha Shea, Kathleen Higgins, Cara Augello, Danielle Swartz.

Table with columns K, E, TA, Pct., S, ADG, BS. Rows include Winny Fred Victor, Nadia Guirand, M. Gallardo Aquije, Rose Apollon, Myriam Lallemand, Marie Jean-Francois, Janet Robertson, Adelisa Duarte, Jourdele Calixte, Mercy, New Haven.

QUARTERFINALS

AT BATTLE CREEK, MICHIGAN

Table with columns K, E, TA, Pct., SA, DG, BS. Rows include Jenny Jeremiah, Jenni Long, Liz Lamping, Luisa Gomez, Tara Bach, Bobbi Casey, Bethany Gastright, Amy Ryan, Denise Barhorst, Greta Grinstead, Julie Hathorn, Jessica Buroker.

Table with columns K, E, TA, Pct., S, ADG, BS. Rows include Nicole Kuslik, Amy Bernstein, Rachel Price, Rhonda Price, Deja Trojan, Yolanda Hagar, Shameka Walker, Lana Fishback, Christy Barefield, Gretchen Midkiff, Erin Price.

Table with columns K, E, TA, Pct., SA, DG, BS. Rows include North Ala., Northern Ky.

DECEMBER 2

Table with columns K, E, TA, Pct., SA, DG, BS. Rows include Leiau Meatoga, Juliana Lima, Vanessa Valansi, Wendy Svobodova, Kupu Elkington, Karla Ribeiro, Tammy Peniata, Lindy Maluo, Tiffani Storrs, Arlete Silva, Ave Neria.

Table with columns K, E, TA, Pct., S, ADG, BS. Rows include North Dakota St., Dorthy Zimmerman, Pam Osterfeld, Rachel Schmieg, Kathleen Hegg, Amanda Murphy, Kelley Baker, Colleen Tuckner, Angie Sorteberg, Julie Anderson, Geri Getchell, Alanna Hetland, Janna Ruebke, Carrie Jacobson, Heather Evans, Jenny Gronner.

DECEMBER 2

Table with columns K, E, TA, Pct., SA, DG, BS. Rows include West Tex. A&M, Erin McClain, Megan Jacobson, Lauren Nichols, Latoya Strambler, Shannon Stroud, Sarah Butler, Jennifer Catano, Kimberly James, Jess Anne Fernandes, Corey Tea, D'Arcy Marlow, Britny Bridge.

Table with columns K, E, TA, Pct., S, ADG, BS. Rows include Lock Haven, Amanda Highlands.

Table with columns K, E, TA, Pct., SA, DG, BS. Rows include Sarah Schall, Darla Neff, Shana Fessette, Corry Cass, Kathryn Stallings, Lauren Nuzum, Angie Daugherty, Kelli Crouch, Stefanie LaFata, Tracy Jackson, Jillian Klinzing, Tamee Dickey.

Table with columns K, E, TA, Pct., SA, DG, BS. Rows include Lock Haven, West Tex. A&M.

DECEMBER 2

Table with columns K, E, TA, Pct., SA, DG, BS. Rows include Tampa, Danielle Faggion, Karey Liphum, Bethany Stephens, Jolene Patton, Krissi MacIntyre, Katie Beth, Lacey Myers, Katie Levins, Tiffany Boatwright, Kam Gillispie, Becky Hart, Lisa Webster, Chervara Smith, LaTisha Griffin, Sonia Carrion.

Table with columns K, E, TA, Pct., S, ADG, BS. Rows include New Haven, Elizabeth Gelibert, Beth Troupe, Neysha Ocasio, Joy Forde, Trisha Shea, Kathleen Higgins, Holly Richardson, Cara Augello, Kate Barile, Danielle Swartz.

SEMIFINALS

AT BATTLE CREEK, MICHIGAN

Table with columns K, E, TA, Pct., S, ADG, BS. Rows include Northern Ky., Jenny Jeremiah, Jenni Long, Bobbi Casey, Bethany Gastright, Greta Grinstead, Jessica Buroker, Liz Lamping, Luisa Gomez, Tara Bach, Amy Ryan, Denise Barhorst, Julie Hathorn.

Table with columns K, E, TA, Pct., S, ADG, BS. Rows include BYU-Hawaii, Leiau Meatoga, Juliana Lima, Vanessa Valansi, Wendy Svobodova, Kupu Elkington, Karla Ribeiro, Tammy Peniata, Lindy Maluo, Tiffani Storrs, Arlete Silva, Ave Neria.

Table with columns K, E, TA, Pct., SA, DG, BS. Rows include Northern Ky., BYU-Hawaii.

VOLLEYBALL

West Tex. A&M	K	E	TA	Pct.	SADG	BS
Megan Jacobson.....	2	3	10	.100	0	13
Lauren Nichols.....	3	3	8	.000	1	12
Shannon Stroud.....	29	6	71	.324	0	14
Sarah Butler.....	40	12	90	.311	0	24
Jennifer Catano.....	3	12	11	.818	0	1
Brittany Bridge.....	0	0	0	.000	1	10
Erin McClain.....	0	0	0	.000	0	11
Latoya Strambler.....	0	0	0	.000	0	0
Kimberly James.....	1	0	2	.500	0	1
Jess Anne Fernandes.....	4	2	11	.182	0	0
Corey Tea.....	0	0	0	.000	0	0
D'Arcy Marlow.....	0	0	0	.000	0	0
Totals.....	82	38	203	.217	2	86

Tampa	K	E	TA	Pct.	SADG	BS
Danielle Faggion.....	2	0	6	.333	3	14
Jolene Patton.....	19	9	50	.200	1	22
Krissi MacIntyre.....	1	0	2	.500	0	17
Kam Gillispie.....	14	1	29	.448	1	20
Becky Hart.....	17	8	53	.170	0	20
Chervara Smith.....	21	5	46	.348	0	2
Karey Lipham.....	0	0	0	.000	0	0
Bethany Stephens.....	0	0	0	.000	0	0
Katie Beth.....	0	0	2	.000	1	12
Lacey Myers.....	0	0	0	.000	0	0

K	E	TA	Pct.	SA	DG	BS
Katie Levins.....	0	0	0	.000	0	0
Tiffany Boatwright.....	14	6	32	.250	0	1
Lisa Webster.....	0	0	0	.000	0	0
LaTisha Griffin.....	0	0	0	.000	0	0
Sonia Carrion.....	0	0	0	.000	0	0
Totals.....	88	29	220	.268	6	108
West Tex. A&M.....	11	15	18	5	16	
Tampa.....	15	6	16	15	18	

**CHAMPIONSHIP
AT BATTLE CREEK, MICHIGAN
DECEMBER 4**

BYU-Hawaii	K	E	TA	Pct.	SADG	BS
Leiau Meatoga.....	0	0	1	.000	0	5
Juliana Lima.....	4	0	8	.500	0	13
Vanessa Valansi.....	19	5	46	.304	1	9
Karla Ribeiro.....	5	5	19	.000	4	12
Tammy Peniata.....	0	0	0	.000	2	9
Arlete Silva.....	23	3	36	.556	2	7
Wendy Svobodova.....	0	0	0	.000	0	0
Kupu Elkington.....	4	2	14	.143	0	5
Lindy Maluo.....	0	0	0	.000	0	0
Tiffani Storrs.....	0	0	0	.000	0	0

K	E	TA	Pct.	SA	DG	BS
Ave Neria.....	8	3	21	.238	0	4
Totals.....	63	18	145	.310	9	64

Tampa	K	E	TA	Pct.	SADG	BS
Danielle Faggion.....	0	0	2	.000	0	8
Jolene Patton.....	16	6	37	.270	1	6
Krissi MacIntyre.....	0	1	3	.333	2	7
Kam Gillispie.....	9	3	26	.231	1	14
Becky Hart.....	12	5	40	.175	1	8
Chervara Smith.....	8	3	18	.278	0	0
Karey Lipham.....	0	0	0	.000	0	0
Bethany Stephens.....	0	0	0	.000	0	0
Katie Beth.....	0	0	1	.000	1	7
Lacey Myers.....	0	0	0	.000	0	0
Katie Levins.....	0	0	0	.000	0	0
Tiffany Boatwright.....	7	1	14	.429	0	2
Lisa Webster.....	0	0	0	.000	0	0
LaTisha Griffin.....	0	0	0	.000	0	0
Sonia Carrion.....	0	0	0	.000	0	0
Totals.....	52	19	141	.234	6	52
Tampa.....	3	12	13			
BYU-Hawaii.....	15	15	15			

History

Team Results

Year	Champion (Record)	Coach	Score	Runner-Up	Host or Site	Championship Match Attendance	Championship Total Attendance
1981.....	Cal St. Sacramento (28-6)	Debby Colberg	3-0	Lewis	UC Riverside	300	1,674
1982.....	UC Riverside (31-5)	Sue Gozansky	3-0	Cal St. Northridge	Cal St. Northridge	750	3,288
1983.....	Cal St. Northridge (30-6)	Walt Ker	3-2	Portland St.	Fla. Southern	650	3,660
1984.....	Portland St. (33-4)	Jeff Mozzochi	3-0	Cal St. Northridge	Portland St.	2,550	5,282
1985.....	Portland St. (36-5)	Jeff Mozzochi	3-1	Cal St. Northridge	Portland St.	2,450	4,937
1986.....	UC Riverside (29-7)	Sue Gozansky	3-0	Cal St. Northridge	Cal St. Sacramento	400	3,175
1987.....	Cal St. Northridge (35-6)	Walt Ker	3-2	Central Mo. St.	Neb.-Omaha	2,500	5,154
1988.....	Portland St. (36-5)	Jeff Mozzochi	3-0	Cal St. Northridge	North Dakota St.	—	5,956
1989.....	Cal St. Bakersfield (21-15)	David Rubio	3-0	Cal St. Sacramento	Cal St. Bakersfield	2,800	8,751
1990.....	West Tex. A&M (38-1)	Kim Hudson	3-0	North Dakota St.	Cal St. Bakersfield	—	11,313
1991.....	West Tex. A&M (36-2)	Jim Giacomazzi	3-0	Portland St.	West Tex. A&M	3,188	10,033
1992.....	Portland St. (36-1)	Jeff Mozzochi	3-2	Northern Mich.	Portland St.	1,512	7,184
1993.....	Northern Mich. (38-1)	Jim Moore	3-1	Cal St. Bakersfield	Northern Mich.	3,112	9,135
1994.....	Northern Mich. (32-4)	Mark Rosen	3-1	Cal St. Bakersfield	Cal St. Bakersfield	2,181	7,876
1995.....	Barry (34-2)	Leonid Yelin	3-1	Northern Mich.	Barry	1,650	14,249
1996.....	Neb.-Omaha (35-2)	Rose Shires	3-2	Tampa	Central Mo. St.	459	7,199
1997.....	West Tex. A&M (37-3)	Debbie Hendricks	3-2	Barry	Cal St. Bakersfield	1,376	11,887
1998.....	Hawaii Pacific (31-5)	Tita Ahuna	3-1	North Dakota St.	Kissimmee, Fla.	225	6,178
1999.....	BYU-Hawaii (30-2)	Wilfred Navalta	3-0	Tampa	Battle Creek, Mich.	362	—

All-Tournament Teams

*Most Outstanding Player.

1981

Holly Butterfield, Fla. Southern
Sue Razzeto, Cal St. Northridge
Cathy Spencer, Lewis
Marcia Collier, Cal St. Sacramento
Terri Nicholas, Cal St. Sacramento
Kris Jacobsen, Cal St. Sacramento

1982

Debbie Bush, UC Riverside
Star Clark, UC Riverside
Kim Holder, UC Riverside
Linda Wilson, Cal St. Northridge
Karen Kootnekoff, Portland St.
Linda Johnson, Portland St.

1983

Heather Hafner, Cal St. Northridge
Shelli Mosby, Cal St. Northridge
Kristy Olson, Cal St. Northridge
Debbie Woolridge, Cal St. Northridge
Theresa Huitinga, Portland St.
Lynda Johnson, Portland St.

1984

Kristy Olson, Cal St. Northridge
Shelli Mosby, Cal St. Northridge
Lisa Couch, Portland St.
Theresa Huitinga, Portland St.
Lynda Johnson, Portland St.
Beanie MacLaurie, Portland St.

1985

Shelli Mosby, Cal St. Northridge
Heather Hafner, Cal St. Northridge
Theresa Huitinga, Portland St.
Lynda Johnson, Portland St.
Kathy Knudsen, Neb.-Omaha
Bonnie Beard, Sam Houston St.

1986

*Melanie Jones, UC Riverside
Sherry Benson, UC Riverside
Joyce Jackson, UC Riverside
Allie Nuzum, Neb.-Omaha
Donna Melcher, Neb.-Omaha
Angela Brinton, Cal St. Northridge

1987

Becky Belland, Central Mo. St.
Angela Brinton, Cal St. Northridge
Kathleen Dixon, Cal St. Northridge
Susan Dixon, Central Mo. St.

Sue Darcey, Cal St. Northridge
Lori Schutte, Neb.-Omaha

1988

Jenny Norlin, Portland St.
Cathy Kuntz, Portland St.
Andy Thompson, Portland St.
Karen Langston, Cal St. Northridge
Brenda Schultz, North Dakota St.
Karen Solis, Tampa

1989

Rachel Morton, Cal St. Bakersfield
Valerie Cowan, Cal St. Bakersfield
Tami Jurgensen, Cal St. Bakersfield
Michelle Richard, Cal St. Bakersfield
Kelly Caddy, Cal St. Sacramento
Brenda Schultz, North Dakota St.

1990

Ana Carolina Pereira, West Tex. A&M
Ana Cristina Pereira, West Tex. A&M
Michele Hall, West Tex. A&M
Sandy Callahan, West Tex. A&M
Rachel Morton, Cal St. Bakersfield
Tami Jurgensen, Cal St. Bakersfield
Camille Mitchell, Cal St. Bakersfield
Julie Sherman, North Dakota St.
Brenda Schultz, North Dakota St.
Kristi Scott, Portland St.

Leanne Peters, Portland St.
Becky Belland, Central Mo. St.

1991

Christi Nash, Fla. Southern
Becky Thyhsen, Fla. Southern
Leanne Peters, Portland St.
Joy Lammert-Russell, Portland St.
Kristi Scott, Portland St.
Angie Converse, North Dakota St.
Teresa Hegg, North Dakota St.
Julie Sherman, North Dakota St.
Carrie Burke, West Tex. A&M
Sandy Callahan, West Tex. A&M
Ana Carolina Pereira, West Tex. A&M
Ana Cristina Pereira, West Tex. A&M

1992

Erika Boggio, Portland St.
Leanne Peters, Portland St.
Joy Russell, Portland St.
Suzy Hall, Portland St.
Tricia Tuler, Northern Mich.
Heather Koenig, Northern Mich.
Andrea Gommans, Northern Mich.
Stacy Metro, Northern Mich.
Monika Cavaliere, West Tex. A&M
Ana Carolina Pereira, West Tex. A&M
Candy Lench, UC Davis
Andrea Ferchaw, Cal St. Los Angeles

1993

Stacy Metro, Northern Mich.
Andrea Gommans, Northern Mich.
Heather Koenig, Northern Mich.
Tricia Tuler, Northern Mich.
Christy Wieneke, Cal St. Bakersfield
Felicia Crisp, Cal St. Bakersfield
Jennifer Streltzoff, Cal St. Bakersfield
Erika Boggio, Portland St.
Joy Russell, Portland St.
Leanne Peters, Portland St.
Dana Cash, Northern Colo.
Debbie Ponis, Northern Colo.

1994

Jennie Long, Northern Mich.
Pauline Schuette, Northern Mich.
Liu Jun, Northern Mich.
Christy Wieneke, Cal St. Bakersfield
Brandy Charles, Cal St. Bakersfield
Erikka Gulbranson, Cal St. Bakersfield
Terri McNair, Northern Colo.
Debbie Ponis, Northern Colo.
Tatjana Smith, Northern Colo.
Erica Wymore, Northern Colo.
Jane Salkowski, Central Mo. St.
Krista Geick, Central Mo. St.

1995

Cindy Yaun, Barry
Mickisha Hurley, Barry
Sonia Gubaidulina, Barry
Pauline Schuette, Northern Mich.
Kathy Jewell, Northern Mich.
Liu Jun, Northern Mich.
Kim Falkenhagen, Northern Mich.
Rachel Gatewood, Central Mo. St.
Krista Geick, Central Mo. St.
Kerri Mears, Central Mo. St.
Christy Wieneke, Cal St. Bakersfield
Courtney Powers, St. Cloud St.

1996

Amy Steffel, Neb.-Omaha
Liu Jun, Northern Mich.
Danielle Faggion, Tampa

Erin Shafer, Neb.-Omaha
Christyn Malone, Neb.-Omaha
Dawn Rawlins, Tampa
Melissa Serio, Tampa
Anna Kaloujskikh, Tampa
Hilary Epling, Tampa
Kathy Jewell, Northern Mich.
Sarah Dallas, Central Mo. St.

1997

Sarah Butler, West Tex. A&M
Holly Morgan, West Tex. A&M
Amanda Sweatt, West Tex. A&M
Deena Victor, West Tex. A&M
Cindy Yuan, Barry
Elvira Vakhidova, Barry
Janina Morusiewicz, Barry
Eleona Vakhidova, Barry
Christyn Malone, Neb.-Omaha
Tammy Barrus, Cal St. Bakersfield
Amy Wade, Cal St. Bakersfield
Lucia Pereira, Northern Mich.

1998

Nia Tuitetele, Hawaii Pacific
Hai Yan Wang, Hawaii Pacific
Debbie Sant'Anna, Hawaii Pacific
Melinda Almazan, Regis [Colo.]
Nikki Van Rausen, Regis [Colo.]
Charleen Anderson, North Dakota St.
Kara Deringer, North Dakota St.
Carrie Jacobson, North Dakota St.
Jamie Lene, North Dakota St.
Hilary Epling, Tampa
Danielle Faggion, Tampa
Dawn Rawlins, Tampa

Individual Records**KILLS, MATCH**

44—Kathy Wotus, Gannon (3) vs. New Haven (1), 11-30-91; Andrea Ferchaw, Cal St. Los Angeles (3) vs. Grand Canyon (2), 11-17-95.

KILLS, TOURNAMENT

116—Debbie Sant'Anna, Hawaii Pacific, 1998 (20 vs. Cal St. Bakersfield, 27 vs. BYU-Hawaii, 17 vs. North Ala., 24 vs. Tampa, 28 vs. North Dakota St.).

TOTAL ATTEMPTS, MATCH

116—Andrea Ferchaw, Cal St. Los Angeles (3) vs. Grand Canyon (2), 11-17-95.

TOTAL ATTEMPTS, TOURNAMENT

304—Debbie Sant'Anna, Hawaii Pacific, 1998 (48 vs. Cal St. Bakersfield, 72 vs. BYU-Hawaii, 50 vs. North Ala., 56 vs. Tampa, 78 vs. North Dakota St.).

SERVICE ACES, MATCH

11—Eileen Hiss, Cal St. Northridge (3) vs. North Dakota St. (0), 12-4-82.

SERVICE ACES, TOURNAMENT

23—Ruth Evans, Neb.-Omaha, 1986 (5 vs. New Haven, 7 vs. Grand Valley St., 7 vs. Cal St. Northridge, 4 vs. North Dakota St.).

BLOCK SOLOS, MATCH

12—Debbie Wooldridge, Cal St. Northridge (3) vs. Cal St. Sacramento (2), 12-10-82.

BLOCK SOLOS, TOURNAMENT

14—Debbie Wooldridge, Cal St. Northridge, 1982 (1 vs. IU-C. W. Post, 0 vs. North Dakota St., 12 vs. Cal St. Sacramento, 1 vs. UC Riverside).

DIGS, MATCH

40—Sarah Butler, West Tex. A&M (3) vs. Barry (2), 12-7-97.

DIGS, TOURNAMENT

101—Terri McNair, Northern Colo., 1994 (17 vs. Minn.-Duluth, 33 vs. Neb.-Keamey, 16 vs. Barry, 21 vs. Cal St. Bakersfield, 14 vs. Central Mo. St.).

HITTING PERCENTAGE, MATCH**(Min. 15 Attempts)**

.867—Kim Falkenhagen, Northern Mich. (3) vs. West Va. Wesleyan (0), 12-2-95.

HITTING PERCENTAGE, TOURNAMENT**(Min. 75 Attempts)**

.540—Ana Cristina Pereira, West Tex. A&M, 1991 (.464 vs. Angelo St., 15-2/28; .500 vs. Gannon, 14-1/26; .667 vs. Fla. Southern, 18-0/27; .531 vs. Portland St., 19-2/32).

Team Records**KILLS, MATCH**

114—Cal St. Los Angeles (3) vs. Grand Canyon (2), 11-17-95.

KILLS, TOURNAMENT

344—Hawaii Pacific, 1998 (65 vs. Cal St. Bakersfield, 81 vs. BYU-Hawaii, 56 vs. North Ala., 74 vs. Tampa, 68 vs. North Dakota St.).

TOTAL ATTEMPTS, MATCH

309—Cal St. Los Angeles (3) vs. Grand Canyon (2), 11-17-95.

TOTAL ATTEMPTS, TOURNAMENT

902—Cal St. Bakersfield, 1997 (288 vs. UC Riverside, 119 vs. Cal Poly Pomona, 201 vs. Regis [Colo.], 182 vs. West Tex. A&M, 112 vs. Northern Mich.).

SERVICE ACES, MATCH

22—Neb.-Omaha (2) vs. Cal St. Northridge (3), 12-12-86.

SERVICE ACES, TOURNAMENT

68—Neb.-Omaha, 1986 (17 vs. New Haven, 15 vs. Grand Valley St., 22 vs. Cal St. Northridge, 14 vs. North Dakota St.).

BLOCK SOLOS, MATCH

29—Cal St. Northridge (3) vs. Cal St. Sacramento (2), 12-10-82.

BLOCK SOLOS, TOURNAMENT

41—Cal St. Northridge, 1982 (3 vs. IU-C. W. Post, 1 vs. North Dakota St., 29 vs. Cal St. Sacramento, 8 vs. UC Riverside).

DIGS, MATCH

159—Cal St. Northridge (3) vs. Central Mo. St. (2), 12-12-87.

DIGS, TOURNAMENT

400—Northern Colo., 1994 (90 vs. Minn.-Duluth, 94 vs. Neb.-Keamey, 62 vs. Barry, 94 vs. Cal St. Bakersfield, 60 vs. Central Mo. St.).

HITTING PERCENTAGE, MATCH

.542—Portland St. (3) vs. James Madison (0), 11-30-84.

HITTING PERCENTAGE, TOURNAMENT**(Min. 2 Matches)**

.372—Portland St., 1984 (.542 vs. James Madison, 37-11/48; .264 vs. New Haven, 31-12/72; .421 vs. Sam Houston St., 60-12/114; .319 vs. Cal St. Northridge, 50-14/113).

Won-Lost Records in Tournament Play

Team (Years Participated)	Yrs.	Won	Lost	Pct.	1st	2nd	3rd	4th
Air Force (1983-89-91-93-94)	5	3	5	.375	0	0	1	0
Ala.-Huntsville (1998-99)	2	0	2	.000	0	0	0	0
Alas. Anchorage (1989-90)	2	0	2	.000	0	0	0	0
Army (1987)	1	0	1	.000	0	0	0	0
Angelo St. (1982-87-91-92)	4	2	4	.333	0	0	0	0
Augustana [S.D.] (1992-94-96-97-98-99)	6	1	6	.143	0	0	0	0
Barry (1994-95-96-97-98-99)	6	11	5	.688	1	1	0	0
Bentley (1993-95-98)	3	0	3	.000	0	0	0	0
BYU-Hawaii (1998-99)	2	6	1	.857	1	0	0	0
Bryant (1994-97-99)	3	1	3	.250	0	0	0	0
UC Davis (1981-82-83-90-91-92-93-94-96)	9	4	9	.308	0	0	0	0
UC Riverside (1981-82-83-84-85-86-87-88-89-90-91-92-93-95-96-97-98)	17	14	15	.483	2	0	0	0
Cal Poly Pomona (1983-84-85-88-90-91-92-93-94-96-97)	11	4	11	.267	0	0	0	0
Cal St. Bakersfield (1988-89-90-91-92-93-94-95-96-97-98-99)	12	27	11	.711	1	2	3	0
Cal St. Chico (1992)	1	1	1	.500	0	0	0	0
Cal St. Los Angeles (1992-93-94-95-97-99)	6	6	7	.462	0	0	0	1
Cal St. Northridge (1981-82-83-84-85-86-87-88-89)	9	25	7	.781	2	5	1	0
Cal St. Sacramento (1981-82-83-84-85-86-87-88-89-90)	10	15	10	.600	1	1	1	1
Cameron (1998)	1	0	1	.000	0	0	0	0
Central Mo. St. (1983-84-85-86-87-88-89-90-91-92-93-94-95-96-97-98-99)	17	15	20	.429	0	1	0	3
Central Okla. (1994)	1	1	1	.500	0	0	0	0
Chapman (1982-88-89-90)	4	0	4	.000	0	0	0	0
Charleston [W.Va.] (1995-97-98-99)	4	1	4	.200	0	0	0	0
Dowling (1995-96-97-98)	4	1	4	.200	0	0	0	0
Edinboro (1982-94-96-97-98-99)	6	7	6	.538	0	0	0	0
Fairmont St. (1998)	1	0	1	.000	0	0	0	0
Ferris St. (1982-83-84-85-86-87-89-90-92-99)	10	7	11	.611	0	0	0	1
Florida Int'l (1982-85)	2	0	2	.000	0	0	0	0
Fla. Southern (1981-82-84-86-87-89-90-91-92-93-94-96-97-98-99)	15	10	18	.357	0	0	0	3
Francis Marion (1998)	1	0	1	.000	0	0	0	0
Gannon (1989-91-92-93-94-95)	6	5	6	.454	0	0	0	0
Grand Canyon (1993-95)	2	1	2	.333	0	0	0	0
Grand Valley St. (1986-87)	2	1	2	.333	0	0	0	0
Hawaii-Hilo (1994-95-97)	3	1	3	.250	0	0	0	0
Hawaii Pacific (1998-99)	2	5	1	.833	1	0	0	0
IU/PU-Ft. Wayne (1987-88-96-98)	4	1	4	.200	0	0	0	0
Jacksonville (1983)	1	1	1	.500	0	0	0	0
James Madison (1984-85)	2	0	2	.000	0	0	0	0
Lees-McRae (1999)	1	0	1	.000	0	0	0	0
Lewis (1981-82-88)	3	4	3	.571	0	1	0	0
Lock Haven (1996-97-98-99)	4	4	4	.500	0	0	0	0
LIU-C. W. Post (1982)	1	0	1	.000	0	0	0	0
Mansfield (1981-83)	2	0	2	.000	0	0	0	0
Mercy (1999)	1	1	1	.500	0	0	0	0
Metro St. (1988-89-91-92-93-97-98)	7	3	7	.300	0	0	0	0
Michigan Tech (1993-94-95-96-97)	5	2	5	.286	0	0	0	0
Millersville (1995)	1	1	1	.500	0	0	0	0
Minn.-Duluth (1986-87-91-94-98)	5	1	5	.167	0	0	0	0
Minn. St.-Mankato (1990)	1	1	1	.500	0	0	0	0
Mississippi-Women (1985-86)	2	2	2	.500	0	0	0	0
Mo.-St. Louis (1991-95)	2	0	2	.000	0	0	0	0
Mo. Western St. (1995)	1	0	1	.000	0	0	0	0
Morningside (1995)	1	0	1	.000	0	0	0	0
Navy (1986-87-88)	3	0	3	.000	0	0	0	0
Neb.-Kearney (1994-95-96-99)	4	4	4	.500	0	0	0	0
Neb.-Omaha (1982-83-84-85-86-87-88-89-93-96-97-99)	12	18	12	.600	1	0	3	1
New Haven (1983-84-85-86-88-89-90-91-92-93-94-95-96-97-98-99)	16	13	16	.448	0	0	0	0
North Ala. (1996-97-98-99)	4	6	4	.600	0	0	0	0
UNC Greensboro (1990)	1	0	1	.000	0	0	0	0
North Dakota St. (1982-83-84-86-87-88-89-90-91-92-93-95-96-97-98-99)	16	26	17	.605	0	2	3	1
North Fla. (1993-95-96-97-99)	5	0	5	.000	0	0	0	0
Northeastern (1984)	1	0	1	.000	0	0	0	0
Northern Colo. (1982-84-86-87-89-90-91-92-93-94-95-99)	12	13	13	.500	0	0	1	1
Northern Ky. (1981-97-98-99)	4	5	4	.556	0	0	1	0
Northern Mich. (1991-92-93-94-95-96-97-98-99)	9	24	7	.774	2	2	1	1
Northwood (1996-97-99)	3	3	3	.500	0	0	0	0
Oakland (1993)	1	0	1	.000	0	0	0	0
Pace (1996-97-98-99)	4	4	4	.500	0	0	0	0
Portland St. (1982-83-84-85-86-87-88-89-90-91-92-93-94-95)	14	33	11	.750	4	2	2	1
Presbyterian (1993)	1	0	1	.000	0	0	0	0
Regis (Colo.) (1985-86-88-89-90-91-93-94-95-96-97-98-99)	13	14	14	.500	0	0	1	1
Rockhurst (1998-99)	2	2	2	.500	0	0	0	0
Rollins (1995)	1	1	1	.500	0	0	0	0
St. Augustine's (1981)	1	0	1	.000	0	0	0	0
St. Cloud St. (1985-88-93-95)	4	2	4	.333	0	0	0	0
Sam Houston St. (1984-85)	2	4	4	.500	0	0	0	2
San Fran. St. (1987)	1	0	1	.000	0	0	0	0
Slippery Rock (1993-94)	2	1	2	.333	0	0	0	0
Sonoma St. (1993)	1	0	1	.000	0	0	0	0
South Dakota St. (1997-98)	2	1	2	.333	0	0	0	0

Southeast Mo. St. (1990).....	1	0	1	.000	0	0	0	0
Southern Colo. (1996-97).....	2	0	2	.000	0	0	0	0
SIU-Edwardsville (1998).....	1	1	1	.500	0	0	0	0
Springfield (1981-93-94).....	3	1	3	.250	0	0	0	0
Tampa (1983-84-85-87-88-89-90-91-92-93-94-96-97-98-99).....	15	16	15	.516	0	2	1	0
Tex. A&M-Commerce (1987-88).....	2	2	2	.500	0	0	0	0
Texas Woman's (1996-97).....	2	0	2	.000	0	0	0	0
Truman (1994).....	1	0	1	.000	0	0	0	0
Wayne St. (Mich.) (1987-94).....	2	0	2	.000	0	0	0	0
West Tex. A&M (1988-89-90-91-92-94-95-96-97-98-99).....	11	22	8	.733	3	0	2	0
West Va. Wesleyan (1995-96-97).....	3	1	3	.250	0	0	0	0
Western St. (1999).....	1	1	1	.500	0	0	0	0
Wright St. (1983).....	1	0	1	.000	0	0	0	0

All-Time Results

1981 First Round: UC Davis def. Northern Ky., 15-13, 3-15, 11-15, 15-7, 15-12; Lewis def. Springfield, 12-15, 15-5, 15-5, 15-2. **Second Round:** Cal St. Sacramento def. Mansfield, 15-4, 15-2, 15-4; Cal St. Northridge def. UC Davis, 15-4, 15-10, 15-13; Lewis def. UC Riverside, 13-15, 9-15, 15-10, 15-4, 17-15; Fla. Southern def. St. Augustine's, 15-7, 15-6, 15-3. **Semifinals:** Cal St. Sacramento def. Cal St. Northridge, 15-13, 15-4, 9-15, 15-8; Lewis def. Fla. Southern, 10-15, 15-12, 11-15, 15-10, 15-10. **Third Place:** Cal St. Northridge def. Fla. Southern, 15-7, 15-12, 15-12. **Championship:** Cal St. Sacramento def. Lewis, 15-10, 15-6, 15-7.

1982 Regionals: UC Riverside def. Northern Colo., 15-7, 15-6, 15-7; UC Davis def. Chapman, 15-8, 15-6, 15-17, 15-8; UC Riverside def. UC Davis, 15-12, 14-16, 15-5, 15-10; Fla. Southern def. Angelo St., 15-3, 15-11, 11-15, 15-6; Portland St. def. Florida Int'l, 11-15, 15-5, 12-15, 17-15, 15-4; Portland St. def. Fla. Southern, 15-8, 15-9, 15-8; Cal St. Sacramento def. Lewis, 15-13, 15-8, 15-9; Ferris St. def. Neb.-Omaha, 4-15, 15-13, 15-9, 15-11; Cal St. Sacramento def. Ferris St., 15-11, 15-6, 15-13; North Dakota St. def. Edinboro, 12-15, 15-3, 15-8, 12-15, 15-6; Cal St. Northridge def. IU-C. W. Post, 15-0, 15-10, 15-9; Cal St. Northridge def. North Dakota St., 15-13, 15-10, 15-13. **Semifinals:** UC Riverside def. Portland St., 15-13, 15-7, 15-9; Cal St. Northridge def. Cal St. Sacramento, 13-15, 15-10, 15-11, 10-15, 15-6. **Third Place:** Portland St. def. Cal St. Sacramento, 15-7, 16-14, 15-10. **Championship:** UC Riverside def. Cal St. Northridge, 15-11, 15-12, 15-5.

1983 Regionals: Portland St. def. North Dakota St., 15-5, 15-0, 15-9; UC Davis def. Cal St. Sacramento, 15-3, 4-15, 15-8, 15-8; Portland St. def. UC Davis, 15-10, 15-2, 15-13; Ferris St. def. Wright St., 15-11, 15-2, 15-5; Neb.-Omaha def. New Haven, 15-2, 15-12, 15-6; Neb.-Omaha def. Ferris St., 15-9, 14-16, 19-17, 15-2; Cal St. Northridge def. Central Mo. St., 15-9, 13-15, 15-10, 15-11; UC Riverside def. Cal Poly Pomona, 14-16, 15-1, 11-15, 16-14, 15-4; Cal St. Northridge def. UC Riverside, 15-4, 7-15, 12-15, 16-14, 15-12; Jacksonville def. Mansfield, 13-15, 15-8, 15-10, 15-3; Air Force def. Tampa, 15-7, 15-9, 12-15, 16-14; Air Force def. Jacksonville, 15-11, 15-0, 9-15, 14-16, 15-5. **Semifinals:** Portland St. def. Neb.-Omaha, 15-6, 15-7, 15-13; Cal St. Northridge def. Air Force, 15-10, 15-8, 15-6. **Third Place:** Air Force def. Neb.-Omaha, 15-7, 15-7, 16-4. **Championship:** Cal St. Northridge def. Portland St., 15-6, 15-10, 6-15, 10-15, 15-6.

1984 Regionals: Portland St. def. James Madison, 15-2, 15-2, 15-9; New Haven def. Northeastern, 14-16, 15-13, 15-6, 15-7; Portland St. def. New Haven, 15-6, 15-6, 15-3; Sam Houston St. def. Fla. Southern, 15-12, 15-13, 15-9; Ferris St. def. Tampa, 15-9, 11-15, 15-13, 8-15, 15-5; Sam Houston St. def. Ferris St., 15-12, 6-15, 15-3, 15-6; Cal St. Sacramento def. Northern Colo., 15-6, 15-9, 6-15, 15-3; Cal Poly

Pomona def. UC Riverside, 15-9, 14-16, 15-13, 15-6; Cal St. Sacramento def. Cal Poly Pomona, 15-13, 4-15, 15-11, 15-10; North Dakota St. def. Neb.-Omaha, 15-11, 15-12, 15-7; Cal St. Northridge def. Central Mo. St., 15-4, 15-3, 11-15, 15-8; Cal St. Northridge def. North Dakota St., 4-15, 15-5, 15-3, 15-8. **Semifinals:** Portland St. def. Sam Houston St., 15-4, 15-8, 15-3; Cal St. Northridge def. Cal St. Sacramento, 15-12, 15-10, 15-10. **Third Place:** Cal St. Sacramento def. Sam Houston St., 15-6, 16-14, 15-8. **Championship:** Portland St. def. Cal St. Northridge, 15-7, 15-8, 15-11.

1985 Regionals: Cal St. Northridge def. St. Cloud St., 15-10, 15-5, 15-4; Cal Poly Pomona def. UC Riverside, 13-15, 11-15, 15-10, 15-10, 15-9; Cal St. Northridge def. Cal Poly Pomona, 15-13, 15-9, 13-15, 15-6; New Haven def. Ferris St., 15-13, 15-12, 15-10; Neb.-Omaha def. James Madison, 15-13, 13-15, 15-4, 15-3; Neb.-Omaha def. New Haven, 9-15, 15-3, 15-11, 15-4; Sam Houston St. def. Florida Int'l, 15-12, 15-9, 16-14; Mississippi-Women def. Tampa, 15-12, 10-15, 5-15, 15-8, 15-6; Sam Houston St. def. Mississippi-Women, 7-15, 4-15, 15-10, 15-11, 15-9; Cal St. Sacramento def. Central Mo. St., 15-11, 3-15, 16-14, 15-8; Portland St. def. Regis (Colo.), 15-4, 15-0, 15-10; Portland St. def. Cal St. Sacramento, 15-0, 6-15, 15-5, 15-8. **Semifinals:** Cal St. Northridge def. Neb.-Omaha, 15-12, 16-14, 15-11; Portland St. def. Sam Houston St., 15-6, 15-13, 15-10. **Third Place:** Neb.-Omaha def. Sam Houston St., 15-9, 15-2, 10-15, 5-15, 15-11. **Championship:** Portland St. def. Cal St. Northridge, 15-9, 15-13, 11-15, 15-8.

1986 Regionals: Cal St. Northridge def. Fla. Southern, 15-11, 15-11, 15-9; Mississippi-Women def. Navy, 15-8, 15-9, 15-17, 15-7; Cal St. Northridge def. Mississippi-Women, 15-11, 15-5, 15-8; Neb.-Omaha def. New Haven, 15-7, 15-8, 15-2; Grand Valley St. def. Ferris St., 15-12, 8-15, 15-10, 15-7; Neb.-Omaha def. Grand Valley St., 12-15, 15-10, 15-10, 15-8; Cal St. Sacramento def. Minn.-Duluth, 15-2, 15-5, 15-13; North Dakota St. def. Portland St., 15-6, 15-2, 15-10; North Dakota St. def. Cal St. Sacramento, 13-15, 15-8, 15-3, 10-15, 15-10; UC Riverside def. Northern Colo., 15-7, 15-8, 15-3; Central Mo. St. def. Regis (Colo.), 15-11, 15-8, 15-4; UC Riverside def. Central Mo. St., 11-15, 15-6, 13-15, 15-12, 15-11. **Semifinals:** Cal St. Northridge def. Neb.-Omaha, 16-14, 13-15, 10-15, 15-13, 15-13; UC Riverside def. North Dakota St., 15-4, 16-14, 15-8. **Third Place:** Neb.-Omaha def. North Dakota St., 15-4, 15-10, 15-3. **Championship:** UC Riverside def. Cal St. Northridge, 15-9, 15-6, 15-6.

1987 Regionals: UC Riverside def. San Fran. St., 15-11, 15-8, 15-11; Cal St. Northridge def. UC Riverside, 15-4, 15-12, 15-9; Cal St. Sacramento def. Portland St., 15-8, 15-11, 15-8; Cal St. Northridge def. Cal St. Sacramento, 15-12, 15-10, 15-8; IU/PU-Ft. Wayne def. Grand Valley St., 15-10, 9-15, 15-9, 15-9; North Dakota St. def. IU/PU-Ft. Wayne, 4-15, 15-6, 12-15, 15-6, 15-10; Ferris St. def. Wayne St. (Mich.), 17-15, 9-15, 15-9, 12-15, 15-5; Ferris St. def. North Dakota St., 11-15, 16-14, 8-15, 15-12, 15-10; Minn.-Duluth def. Army, 17-15, 15-6, 15-6;

Angelo St. def. Northern Colo., 11-15, 16-14, 10-15, 15-10, 15-4; Neb.-Omaha def. Minn.-Duluth, 15-13, 15-4, 15-4; Neb.-Omaha def. Angelo St., 4-15, 15-7, 15-12, 15-6; Fla. Southern def. Navy, 15-13, 15-13, 15-9; Tex. A&M-Commerce def. Tampa, 15-13, 16-14, 15-7; Central Mo. St. def. Fla. Southern, 15-7, 12-15, 15-2, 15-10; Central Mo. St. def. Tex. A&M-Commerce, 14-16, 15-7, 15-4, 15-1. **Semifinals:** Cal St. Northridge def. Ferris St., 15-4, 11-15, 15-4, 15-3; Central Mo. St. def. Neb.-Omaha, 6-15, 15-8, 15-9, 15-8. **Third Place:** Neb.-Omaha def. Ferris St., 11-15, 11-15, 15-6, 15-4, 16-14. **Championship:** Cal St. Northridge def. Central Mo. St., 15-4, 16-14, 12-15, 12-15, 16-14.

1988 Regionals: Portland St. def. Cal St. Sacramento, 15-10, 15-13, 15-2; New Haven def. Navy, 15-10, 15-6, 15-7; West Tex. A&M def. Metro St., 17-15, 13-15, 15-9, 15-3; Regis (Colo.) def. West Tex. A&M, 15-10, 15-13, 15-13; Cal St. Bakersfield def. Cal Poly Pomona, 17-15, 15-4, 6-15, 15-13; UC Riverside def. Cal St. Bakersfield, 15-12, 16-14, 15-12; Cal St. Northridge def. Chapman, 13-15, 15-12, 15-7, 15-6; Tex. A&M-Commerce def. Neb.-Omaha, 15-9, 14-16, 10-15, 15-9, 15-13; Central Mo. St. def. Tex. A&M-Commerce, 15-1, 15-2, 15-10; Lewis def. IU/PU-Ft. Wayne, 15-8, 15-10, 12-15, 15-10; Tampa def. Lewis, 15-3, 16-14, 12-15, 14-16, 15-13; North Dakota St. def. St. Cloud St., 11-15, 15-4, 15-4, 15-0. **Quarterfinals:** Portland St. def. New Haven, 15-11, 15-6, 15-8; Regis (Colo.) def. UC Riverside, 15-9, 15-11, 15-8; Cal St. Northridge def. Central Mo. St., 15-6, 15-8, 15-6; North Dakota St. def. Tampa, 16-14, 12-15, 13-15, 15-10, 15-9. **Semifinals:** Portland St. def. Regis (Colo.), 15-13, 15-1, 15-9; Cal St. Northridge def. North Dakota St., 15-8, 12-15, 15-9, 15-7. **Third Place:** North Dakota St. def. Regis (Colo.), 15-11, 13-15, 9-15, 16-14, 15-11. **Championship:** Portland St. def. Cal St. Northridge, 15-6, 15-8, 15-6.

1989 Regionals: Gannon def. New Haven, 11-15, 15-2, 15-5, 15-3; Ferris St. def. Gannon, 15-12, 16-14, 15-7; Cal St. Sacramento def. Alas. Anchorage, 15-5, 15-3, 15-12; North Dakota St. def. Neb.-Omaha, 16-14, 15-3, 15-5; North Dakota St. def. Central Mo. St., 15-11, 15-5, 15-8; UC Riverside def. Chapman, 15-5, 15-4, 15-5; Northern Colo. def. Air Force, 15-7, 16-14, 14-16, 5-15, 15-13; West Tex. A&M def. Northern Colo., 11-15, 15-0, 15-9, 15-10; Cal St. Bakersfield def. Cal St. Northridge, 16-14, 15-6, 15-13; Regis (Colo.) def. Metro St., 15-7, 15-13, 10-15, 15-8; Regis (Colo.) def. Portland St., 12-15, 15-13, 15-10, 15-5; Fla. Southern def. Tampa, 13-15, 15-10, 15-9, 15-13. **Quarterfinals:** Cal St. Sacramento def. Ferris St., 15-7, 19-17, 15-8; North Dakota St. def. UC Riverside, 10-15, 6-15, 15-12, 15-9, 15-12; Cal St. Bakersfield def. West Tex. A&M, 15-3, 15-12, 15-8; Fla. Southern def. Regis (Colo.), 15-4, 15-0, 15-3. **Semifinals:** Cal St. Sacramento def. North Dakota St., 17-15, 15-12, 11-15, 15-13; Cal St. Bakersfield def. Fla. Southern, 15-10, 15-3, 15-8. **Third Place:** North Dakota St. def. Fla. Southern, 15-3, 9-15, 15-9, 15-3. **Championship:** Cal St. Bakersfield def. Cal St. Sacramento, 15-10, 15-1, 15-13.



1990 Regionals: Tampa def. UNC Greensboro, 15-4, 15-9, 15-13; Fla. Southern def. Tampa, 15-9, 4-15, 15-12, 15-6; West Tex. A&M def. Chapman, 15-10, 15-7, 7-15, 15-7; New Haven def. Southeast Mo. St., 4-15, 15-8, 15-13, 16-14; Central Mo. St. def. New Haven, 15-1, 15-7, 15-9; Portland St. def. Alas. Anchorage, 15-6, 15-9, 15-7; Minn. St.-Mankato def. Ferris St., 15-8, 10-15, 12-15, 19-17, 15-12; North Dakota St. def. Minn. St.-Mankato, 15-9, 15-6, 9-15, 15-7; Cal St. Sacramento def. UC Davis, 15-5, 15-9, 15-10; UC Riverside def. Cal Poly Pomona, 15-6, 15-6, 15-8; Cal St. Bakersfield def. UC Riverside, 13-15, 15-7, 15-7, 15-9; Regis (Colo.) def. Northern Colo., 15-11, 6-15, 5-15, 15-9, 15-6. **Quarterfinals:** West Tex. A&M def. Fla. Southern, 15-1, 16-14, 15-6; Portland St. def. Central Mo. St., 15-7, 13-15, 15-12, 15-9; North Dakota St. def. Cal St. Sacramento, 15-12, 7-15, 15-6, 15-3; Cal St. Bakersfield def. Regis (Colo.), 15-8, 15-7, 13-15, 15-12. **Semifinals:** West Tex. A&M def. Portland St., 15-9, 15-7, 15-10; North Dakota St. def. Cal St. Bakersfield, 11-15, 15-7, 15-13, 16-14. **Third Place:** Cal St. Bakersfield def. Portland St., 10-15, 8-15, 16-14, 15-5, 18-16. **Championship:** West Tex. A&M def. North Dakota St., 15-0, 15-5, 15-3.

1991 Regionals: Northern Mich. def. Mo.-St. Louis, 17-15, 15-12, 15-11; Northern Mich. def. Central Mo. St., 16-14, 15-7, 12-15, 15-11; Portland St. def. UC Davis, 8-15, 15-6, 15-4, 15-8; Cal Poly Pomona def. UC Riverside, 15-12, 14-16, 15-12, 8-15, 15-13; Cal St. Bakersfield def. Cal Poly Pomona, 15-9, 6-15, 15-6, 15-0; North Dakota St. def. Minn.-Duluth, 15-9, 15-2, 5-15, 15-8; Northern Colo. def. Metro St., 17-15, 9-15, 15-10, 15-13; Northern Colo. def. Regis (Colo.), 8-15, 17-16, 9-15, 15-7, 15-12; Fla. Southern def. Tampa, 13-15, 15-4, 15-11, 10-15, 16-14; Angelo St. def. Air Force, 15-13, 15-9, 15-12; West Tex. A&M def. Angelo St., 15-8, 15-7, 15-9; Gannon def. New Haven, 15-13, 14-16, 15-9, 15-10. **Quarterfinals:** Portland St. def. Northern Mich., 17-15, 15-12, 11-15, 15-12; North Dakota St. def. Cal St. Bakersfield, 15-13, 15-10, 11-15, 6-15, 15-13; Fla. Southern def. Northern Colo., 15-9, 15-11, 12-15, 15-13; West Tex. A&M def. Gannon, 16-14, 15-8, 15-4. **Semifinals:** Portland St. def. North Dakota St., 15-8, 11-15, 15-1, 15-5; West Tex. A&M def. Fla. Southern, 15-12, 15-10, 15-2. **Third Place:** North Dakota St. def. Fla. Southern, 15-8, 15-13, 15-5. **Championship:** West Tex. A&M def. Portland St., 15-10, 15-5, 15-12.

1992 Regionals: Gannon def. Fla. Southern, 9-15, 15-6, 15-9, 15-5; Gannon def. Tampa, 15-3, 15-8, 15-3; Portland St. def. Central Mo. St., 15-4, 15-13, 15-9; Cal St. Los Angeles def. UC Riverside, 16-14, 17-15, 15-7; Cal St. Los Angeles def. Cal Poly Pomona, 15-10, 7-15, 15-5, 5-15, 15-10; North Dakota St. def. Augustana (S.D.), 15-0, 15-4, 15-7; Cal St. Chico def. Cal St. Bakersfield, 14-16, 15-12, 15-11, 15-5; UC Davis def. Cal St. Chico, 13-15, 8-15, 15-13, 15-3, 15-9; West Tex. A&M def. Angelo St., 15-10, 15-9, 15-8; Ferris St. def. New Haven, 13-15, 16-14, 15-9, 15-7; Northern Mich. def. Ferris St., 15-10, 15-6, 15-6; Northern Colo. def. Metro St., 15-7, 15-3, 10-15, 15-11. **Quarterfinals:** Portland St. def. Gannon, 15-6, 15-5, 15-4; Cal St. Los Angeles def. North Dakota St., 15-7, 15-5, 15-10; West Tex. A&M def. UC Davis, 6-15, 15-13, 15-10, 15-12; Northern Mich. def. Northern Colo., 15-3, 5-15, 15-6, 15-8. **Semifinals:** Portland St. def. Cal St. Los Angeles, 15-7, 15-2, 15-7; Northern Mich. def. West Tex. A&M, 15-7, 15-9, 15-6. **Third Place:** West Tex. A&M def. Cal St. Los Angeles, 15-3, 15-8, 15-12. **Championship:** Portland St. def. Northern Mich., 13-15, 15-12, 13-15, 15-8, 15-10.

1993 Regionals: Michigan Tech def. Oakland, 15-6, 15-10, 15-9; Northern Mich. def. Michigan Tech, 15-6, 15-10, 15-11; Springfield def. Bentley, 15-9, 15-11, 15-10; New Haven def. Springfield, 12-15, 15-5, 15-9, 15-13; Metro St. def. Air Force, 13-15, 16-14, 15-2, 15-7; Regis (Colo.) def. Central Mo. St., 15-7, 7-15, 15-13, 15-8; Regis (Colo.) def. Metro St.,

15-13, 13-15, 15-7, 12-15, 16-14; Northern Colo. def. St. Cloud St., 13-15, 15-11, 15-6, 15-10; Neb.-Omaha def. North Dakota St., 15-5, 15-6, 15-5; Northern Colo. def. Neb.-Omaha, 15-6, 9-15, 15-10, 15-8; Portland St. def. Sonoma St., 15-10, 10-15, 15-2, 15-5; Grand Canyon def. UC Davis, 15-10, 11-15, 18-16, 15-10; Portland St. def. Grand Canyon, 15-6, 12-15, 15-7, 15-11; Tampa def. Fla. Southern, 12-15, 6-15, 15-10, 15-9, 20-18; Tampa def. North Fla., 15-12, 15-11, 15-10; Slippery Rock def. Presbyterian, 15-10, 15-10, 15-2; Gannon def. Slippery Rock, 15-5, 15-5, 11-15, 16-18, 15-8; Cal St. Los Angeles def. UC Riverside, 15-11, 3-15, 13-15, 15-6, 15-12; Cal St. Bakersfield def. Cal Poly Pomona, 16-14, 15-5, 15-3; Cal St. Bakersfield def. Cal St. Los Angeles, 15-11, 15-9, 10-15, 15-11.

Quarterfinals: Northern Mich. def. New Haven, 15-3, 15-6, 15-5; Northern Colo. def. Regis (Colo.), 15-12, 16-14, 15-9; Portland St. def. Tampa, 15-10, 15-7, 15-5; Cal St. Bakersfield def. Gannon, 15-8, 15-7, 15-6. **Semifinals:** Northern Mich. def. Northern Colo., 15-12, 15-3, 15-10; Cal St. Bakersfield def. Portland St., 15-11, 15-10, 11-15, 15-13. **Third Place:** Portland St. def. Northern Colo., 15-5, 15-11, 16-14. **Championship:** Northern Mich. def. Cal St. Bakersfield, 4-15, 15-5, 15-3, 15-10.

1994 Regionals: Cal St. Bakersfield def. UC Davis, 15-7, 15-8, 15-6; Cal St. Los Angeles def. Cal Poly Pomona, 15-3, 15-9, 6-15, 15-11; Cal St. Bakersfield def. Cal St. Los Angeles, 15-12, 15-10, 13-15, 15-0; Edinboro def. Slippery Rock, 8-15, 15-2, 16-14, 15-9; Edinboro def. Gannon, 15-12, 15-7, 15-11; Fla. Southern def. Tampa, 9-15, 15-12, 15-9, 15-12; Barry def. Fla. Southern, 15-9, 15-6, 13-15, 10-15, 19-17; Northern Colo. def. Minn.-Duluth, 13-15, 15-10, 15-7, 15-11; Neb.-Kearney def. Augustana (S.D.), 15-6, 15-11, 11-15, 10-15, 21-19; Northern Colo. def. Neb.-Kearney, 11-15, 15-6, 15-13, 15-9; Portland St. def. Hawaii-Hilo, 15-9, 9-15, 15-12, 12-15, 15-7; Regis (Colo.) def. Air Force, 15-13, 15-9, 8-15, 15-17, 18-16; Portland St. def. Regis (Colo.), 15-11, 9-15, 15-8, 15-12; Central Mo. St. def. Truman, 15-6, 15-8, 15-12; Central Okla. def. West Tex. A&M, 15-1, 15-12, 15-9; Central Mo. St. def. Central Okla., 15-12, 15-10, 13-15, 15-11; Bryant def. Springfield, 9-15, 15-6, 15-10, 8-15, 15-11; New Haven def. Bryant, 15-2, 15-0, 15-2; Northern Mich. def. Wayne St. (Mich.), 15-6, 15-2, 15-7; Northern Mich. def. Michigan Tech, 15-5, 15-10, 12-15, 15-13. **Quarterfinals:** Northern Mich. def. New Haven, 15-7, 15-1, 15-4; Central Mo. St. def. Portland St., 15-6, 15-12, 14-16, 14-16, 15-8; Northern Colo. def. Barry, 15-6, 15-13, 15-8; Cal St. Bakersfield def. Edinboro, 15-5, 15-9, 15-4. **Semifinals:** Northern Mich. def. Central Mo. St., 15-8, 15-13, 15-11; Cal St. Bakersfield def. Northern Colo., 7-15, 18-16, 15-5, 15-13. **Third Place:** Northern Colo. def. Central Mo. St., 15-11, 15-8, 15-10. **Championship:** Northern Mich. def. Cal St. Bakersfield, 8-15, 15-13, 15-8, 15-13.

1995 Regionals: Michigan Tech def. Gannon, 15-11, 15-13, 15-7; Northern Mich. def. Michigan Tech, 15-0, 15-12, 15-6; Millersville def. Charleston (W.Va.), 15-11, 17-15, 12-15, 8-15, 15-12; West Va. Wesleyan def. Millersville, 15-7, 15-8, 15-11; Central Mo. St. def. Mo.-St. Louis, 15-5, 15-9, 12-15, 15-9; West Tex. A&M def. Mo. Western St., 15-7, 14-16, 16-14, 15-13; Central Mo. St. def. West Tex. A&M, 15-1, 6-15, 15-8, 8-15, 15-12; Neb.-Kearney def. Portland St., 15-12, 15-7, 8-15, 12-15, 15-12; Hawaii-Hilo def. Regis (Colo.), 15-13, 15-8, 3-15, 15-12; Neb.-Kearney def. Hawaii-Hilo, 15-5, 10-15, 15-11, 10-15, 17-15; Northern Colo. def. North Dakota St., 15-8, 5-15, 15-12, 15-11; St. Cloud St. def. Morningside, 15-11, 15-9, 15-4; St. Cloud St. def. Northern Colo., 15-12, 6-15, 15-10, 17-15; Rollins def. North Fla., 15-11, 13-15, 15-12, 13-15, 15-12; Barry def. Rollins, 15-0, 15-6, 15-12; Cal St. Bakersfield def. UC Riverside, 15-6, 15-10, 16-14; Cal St. Los Angeles def. Grand Canyon, 14-16, 15-7,

19-17, 6-15, 15-9; Cal St. Bakersfield def. Cal St. Los Angeles, 7-15, 15-10, 15-5, 15-11; Dowling def. Bentley, 15-7, 15-10, 10-15, 15-3; New Haven def. Dowling, 15-9, 17-15, 15-4. **Quarterfinals:** Northern Mich. def. West Va. Wesleyan, 15-13, 15-5, 15-1; Central Mo. St. def. Neb.-Kearney, 15-13, 15-13, 7-15, 15-7; Barry def. St. Cloud St., 15-11, 15-6, 15-12; Cal St. Bakersfield def. New Haven, 15-3, 8-15, 15-10, 15-10. **Semifinals:** Northern Mich. def. Central Mo. St., 15-8, 15-6, 15-6; Barry def. Cal St. Bakersfield, 15-6, 15-6, 15-1. **Third Place:** Cal St. Bakersfield def. Central Mo. St., 3-15, 15-12, 10-15, 15-9, 15-13. **Championship:** Barry def. Northern Mich., 6-15, 15-11, 15-10, 15-9.

1996 Regionals: Cal St. Bakersfield def. UC Davis, 4-15, 16-14, 12-15, 15-3, 15-12; UC Riverside def. Cal Poly Pomona, 15-2, 15-12, 15-12; Cal St. Bakersfield def. UC Riverside, 13-15, 15-10, 15-10, 11-15, 15-6; Tampa def. North Fla., 15-8, 15-13, 15-2; Barry def. Fla. Southern, 15-2, 15-5, 15-7; Tampa def. Barry, 15-8, 15-2, 15-17, 15-9; North Ala. def. Texas Woman's, 15-11, 15-10, 15-6; Central Mo. St. def. West Tex. A&M, 15-10, 15-8, 15-6; Central Mo. St. def. North Ala., 17-15, 15-5, 12-15, 15-6; Edinboro def. Lock Haven, 15-12, 15-6, 14-16, 8-15, 15-13; Edinboro def. West Va. Wesleyan, 15-13, 15-13, 15-9; North Dakota St. def. Augustana (S.D.), 9-15, 15-10, 12-15, 15-7, 16-14; Neb.-Omaha def. North Dakota St., 7-15, 15-11, 15-7, 15-7; Pace def. Dowling, 5-15, 15-12, 15-10, 17-15; New Haven def. Pace, 15-7, 5-15, 15-8, 15-6; Northern Mich. def. IU/PU-Ft. Wayne, 15-7, 15-11, 15-7; Northwood def. Michigan Tech, 15-13, 5-15, 15-5, 15-7; Northern Mich. def. Northwood, 15-9, 15-5, 13-15, 15-8; Regis (Colo.) def. Southern Colo., 16-14, 13-15, 15-10, 15-12; Neb.-Kearney def. Regis (Colo.), 15-3, 16-14, 15-10. **Quarterfinals:** Tampa def. Cal St. Bakersfield, 15-8, 12-15, 15-6, 15-11; Central Mo. St. def. Edinboro, 15-7, 15-6, 15-9; Neb.-Omaha def. New Haven, 15-7, 15-11, 15-1; Northern Mich. def. Neb.-Kearney, 12-15, 15-10, 15-9, 15-11. **Semifinals:** Tampa def. Central Mo. St., 15-9, 15-5, 15-11; Neb.-Omaha def. Northern Mich., 15-11, 7-15, 15-13, 6-15, 15-10. **Third Place:** Northern Mich. def. Central Mo. St., 15-7, 15-5, 15-6. **Championship:** Neb.-Omaha def. Tampa, 15-13, 15-17, 15-10, 12-15, 15-11.

1997 Regionals: Northern Mich. def. Northern Ky., 15-11, 8-15, 15-6, 15-3; Northwood def. Michigan Tech, 15-0, 15-10, 15-8; Northern Mich. def. Northwood, 15-5, 15-3, 15-5; Augustana (S.D.) def. South Dakota St., 15-13, 16-14, 15-7; Neb.-Omaha def. North Dakota St., 5-15, 15-10, 15-13, 15-12; Neb.-Omaha def. South Dakota St., 15-6, 15-8, 8-15, 15-1; Lock Haven def. Charleston (W.Va.), 15-7, 6-15, 15-12, 15-11; Edinboro def. West Va. Wesleyan, 10-15, 15-5, 14-16, 15-11, 15-13; Lock Haven def. Edinboro, 13-15, 15-13, 15-13, 15-9; Tampa def. North Fla., 15-0, 15-11, 15-6; Barry def. Fla. Southern, 15-7, 15-9, 15-3; Barry def. Tampa, 15-9, 15-13, 15-12; North Ala. def. Central Mo. St., 15-9, 15-3, 15-12; West Tex. A&M def. Texas Woman's, 10-15, 15-9, 15-6, 15-0; West Tex. A&M def. North Ala., 16-14, 15-12, 15-3; New Haven def. Bryant, 15-12, 14-16, 15-11, 15-9; Pace def. Dowling, 16-14, 15-11, 15-13; New Haven def. Pace, 15-13, 7-15, 16-14, 15-2; Regis (Colo.) def. Hawaii-Hilo, 10-15, 15-5, 15-7, 14-16, 21-19; Metro St. def. Southern Colo., 15-10, 14-16, 15-12, 16-14; Regis (Colo.) def. Metro St., 15-9, 15-13, 15-5; Cal St. Bakersfield def. UC Riverside, 15-11, 10-15, 15-9, 13-15, 15-13; Cal Poly Pomona def. Cal St. Los Angeles, 15-5, 3-15, 15-7, 15-17, 16-14; Cal St. Bakersfield def. Cal Poly Pomona, 15-13, 15-9, 15-2. **Quarterfinals:** Northern Mich. def. Neb.-Omaha, 15-4, 8-15, 15-3, 15-11; Barry def. Lock Haven, 15-6, 15-11, 15-5; West Tex. A&M def. New Haven, 15-0, 15-8, 15-5; Cal St. Bakersfield def. Regis (Colo.), 18-16, 13-15, 15-6, 15-10. **Semifinals:** Barry def. Northern Mich., 15-7, 15-10, 15-7; West Tex. A&M def. Cal St. Bakersfield, 18-16, 15-11, 7-15, 16-14. **Third Place:** Cal St. Bakersfield def. Northern Mich., 15-10, 15-12, 15-8.

Championship: West Tex. A&M def. Barry, 4-15, 15-13, 21-19, 7-15, 18-16.

1998 Regionals: Charleston (W.Va.) def. Fairmont St., 7-15, 15-7, 15-11, 15-1; Edinboro def. Lock Haven, 15-5, 15-13, 15-0; Edinboro def. Charleston (W.Va.), 15-2, 15-8, 15-6; North Dakota St. def. Minn.-Duluth, 15-5, 15-11, 15-9; Augustana (S.D.) def. South Dakota St., 15-3, 15-12, 15-12; North Dakota St. def. Augustana (S.D.), 15-8, 15-4, 15-7; New Haven def. Dowling, 15-5, 15-11, 15-7; Pace def. Bentley, 15-7, 15-6, 15-13; Pace def. New Haven, 14-16, 9-15, 16-14, 15-12, 16-14; Regis (Colo.) def. Cameron, 15-7, 10-15, 15-6, 15-10; Metro St. def. West Tex. A&M, 15-11, 15-5, 15-11; Regis (Colo.) def. Metro St., 15-8, 15-9, 12-15, 15-9; SIU-Edwardsville def. Northern Mich., 15-12, 4-15, 15-10, 10-15, 15-8; Northern Ky. def. IU/PU-Ft. Wayne, 16-14, 15-8, 15-11; Northern Ky. def. SIU-Edwardsville, 15-9, 15-3, 3-15, 15-9; Tampa def. Francis Marion, 15-11, 15-6, 15-0; Barry def. Fla. Southern, 11-15, 15-13, 9-15, 15-3, 15-12; Tampa def. Barry, 15-6, 15-13, 15-13; North Ala. def. Ala.-Huntsville, 15-4, 15-10, 15-11; Rockhurst def. Central Mo. St., 8-15, 13-15, 15-5, 15-9, 15-7; North Ala.

def. Rockhurst, 15-10, 15-11, 15-9; BYU-Hawaii def. UC Riverside, 15-2, 15-12, 15-9; Hawaii Pacific def. Cal St. Bakersfield, 12-15, 7-15, 15-12, 15-1, 15-7; Hawaii Pacific def. BYU-Hawaii, 6-15, 15-1, 10-15, 15-11, 15-11. **Quarterfinals:** North Dakota St. def. Edinboro, 15-5, 15-4, 15-4; Regis (Colo.) def. Pace, 15-2, 15-5, 15-4; Tampa def. Northern Ky., 15-1, 13-15, 15-6, 15-12; Hawaii Pacific def. North Ala., 15-7, 16-14, 15-12. **Semifinals:** North Dakota St. def. Regis (Colo.), 15-17, 15-8, 11-15, 16-14, 15-8; Hawaii Pacific def. Tampa, 15-9, 7-15, 15-10, 12-15, 15-12. **Championship:** Hawaii Pacific def. North Dakota St., 15-10, 8-15, 15-12, 16-14.

1999 Regionals: Northern Ky. def. Ferris St., 13-15, 15-3, 15-9, 15-11; Northwood def. Northern Mich., 15-13, 15-8, 15-8; Northern Ky. def. Northwood, 17-15, 15-7, 8-15, 21-19; Rockhurst def. Central Mo. St., 15-10, 15-13, 10-15, 15-9; North Ala. def. Ala.-Huntsville, 15-6, 15-11, 15-10; North Ala. def. Rockhurst, 12-15, 15-11, 15-3, 11-15, 15-11; Cal. St. Bakersfield def. Hawaii Pacific, 15-12, 6-15, 16-14, 15-4; BYU-Hawaii def. Cal. St. Los Angeles, 15-9, 16-14, 15-9; BYU-Hawaii def. Cal. St. Bakersfield, 16-14, 18-16, 15-5; North Dakota St.

def. Augustana (Ill.), 4-15, 11-15, 15-13, 17-15, 15-11; Northern Colo. def. Neb.-Omaha, 15-11, 14-16, 15-8, 16-14; North Dakota St. def. Northern Colo., 15-8, 14-16, 15-6, 6-15, 15-9; West Tex. A&M def. Regis (Colo.), 15-8, 15-10, 15-9; Western St. def. Neb.-Kearney, 6-15, 15-10, 9-15, 15-12, 15-11; West Tex. A&M def. Western St., 15-12, 15-5, 15-0; Lock Haven def. Charleston (W. Va.), 15-13, 15-6, 15-7; Edinboro def. Lees-McRae, 15-11, 14-16, 15-8, 7-15, 15-10; Lock Haven def. Edinboro, 7-15, 15-4, 15-9, 15-7; Tampa def. North Fla., 15-4, 15-7, 15-13; Fla. Southern def. Barry, 11-15, 9-15, 15-13, 15-13, 17-15; Tampa def. Fla. Southern, 8-15, 15-10, 15-9, 15-13; New Haven def. Bryant 15-12, 15-8, 15-6; Pace def. Mercy, 15-12, 8-15, 18-16, 15-6; New Haven def. Mercy, 15-7, 15-7, 16-14.

Quarterfinals: Northern Ky. def. North Ala. 15-5, 3-15, 15-12, 15-11; BYU-Hawaii def. North Dakota St., 15-5, 15-10, 18-16; West Tex. A&M def. Lock Haven, 10-15, 15-8, 15-9, 15-11; Tampa def. New Haven, 15-7, 15-9, 15-4. **Semifinals:** BYU-Hawaii def. Northern Ky., 15-0, 15-5, 15-5; Tampa def. West Texas A&M, 15-11, 6-15, 16-18, 15-5, 18-16. **Championship:** BYU-Hawaii def. Tampa, 15-13, 15-12, 15-13.

Volleyball

DIVISION III

1999 Championship

Highlights

A Perfect Record: In a repeat performance of last year's championship effort, Central (Iowa) claimed its second Division III women's volleyball title. The Dutch defeated Trinity (Texas) 15-8, 16-14, 15-7 December 4 to finish the season with an unblemished 41-0 record.

The win tied an NCAA all-division record with 59 straight victories dating back to the 1998 season.

Central (Iowa)'s scoring tandem of Candace Wilson (19 kills, 12 digs and four blocks) and Abbie Brown (nine kills, 15 digs and six aces) paced the Dutch attack in a match that lasted just one hour and 16 minutes.


All-Tournament Team: Central (Iowa)'s Angie Nielsen, Brown and Wilson, Alisha Farley from Trinity (Texas), Kerry Gilligan from Muskingum and Juniata's Carrie Zeller were named.

TOURNAMENT PERCENTAGE LEADERS

Player, Team	K	E	TA	*Pct.	SA	DG	BS
Abbie Brown, Central (Iowa)	89	20	167	.413	12	55	1
Jayne Johnson, Central (Iowa)	42	10	87	.368	1	29	4
Alisha Farley, Trinity (Tex.)	55	11	121	.364	6	66	4
Jennie Lizun, Juniata	49	13	104	.346	0	2	1
Candace Wilson, Central (Iowa)	78	20	169	.343	1	37	4
Mandy Stinson, Savannah A&D	33	7	78	.333	0	5	1
Staci Short, Mt. St. Joseph	32	7	76	.329	0	5	2
Jody Woods, Central (Iowa)	33	8	79	.316	0	8	1
Kerry Gilligan, Muskingum	40	9	98	.316	0	7	3
Lauren Hamilton, Trinity (Tex.)	54	19	124	.282	0	3	5

LEGEND: K (kills), E (errors), TA (total attempts), SA (service aces), DG (digs), BS (block solos).

*Percentage is derived by subtracting errors from kills and dividing that remainder by total attempts. Minimum of 75 attempts to qualify.



Central's (Iowa) Abbie Brown (7) finds a hole in the Trinity (Texas) block. Brown helped lead her team to a 3-0 defeat of Trinity and its second NCAA Division III women's volleyball championship.

Photo by Pat Little/NCAA Photos

VOLLEYBALL

Results

REGIONALS

AT CENTRAL (IOWA)

NOVEMBER 11

Table with columns: Player Name, K, E, TA, Pct., SA, DG, BS. Includes Thomas More and Central (Iowa) teams.

Table with columns: Player Name, K, E, TA, Pct., S, ADG, BS. Includes Wittenberg team.

Summary table for Wittenberg regionals.

NOVEMBER 11

Table with columns: Player Name, K, E, TA, Pct., SA, DG, BS. Includes Washington (Mo.) team.

Table with columns: Player Name, K, E, TA, Pct., S, ADG, BS. Includes Westminister (Mo.) team.

Summary table for Westminister regionals.

NOVEMBER 12

Table with columns: Player Name, K, E, TA, Pct., SA, DG, BS. Includes Central (Iowa) team.

Table with columns: Player Name, K, E, TA, Pct., S, ADG, BS. Includes Thomas More team.

Summary table for Thomas More and Central (Iowa) regionals.

NOVEMBER 12

Table with columns: Player Name, K, E, TA, Pct., SA, DG, BS. Includes Washington (Mo.) team.

Table with columns: Player Name, K, E, TA, Pct., S, ADG, BS. Includes Wis.-River Falls team.

Summary table for Wis.-River Falls regionals.

NOVEMBER 13

Table with columns: Player Name, K, E, TA, Pct., SA, DG, BS. Includes Central (Iowa) team.

Table with columns: Player Name, K, E, TA, Pct., S, ADG, BS. Includes Washington (Mo.) team.

Summary table for Washington (Mo.) regionals.

AT UC SAN DIEGO

NOVEMBER 11

Table with columns: Player Name, K, E, TA, Pct., SA, DG, BS. Includes Cal Lutheran team.

Table with columns: Player Name, K, E, TA, Pct., S, ADG, BS. Includes Colorado Col. team.

Summary table for Colorado Col. regionals.

NOVEMBER 11

Table with columns: Player Name, K, E, TA, Pct., SA, DG, BS. Includes Bethel (Minn.) team.

Table with columns: Player Name, K, E, TA, Pct., S, ADG, BS. Includes Pacific Lutheran team.

Summary table for Pacific Lutheran regionals.

NOVEMBER 12

Table with columns: Player Name, K, E, TA, Pct., SA, DG, BS. Includes Cal St. Hayward team.

Table with columns: Player Name, K, E, TA, Pct., S, ADG, BS. Includes Colorado Col. team.

Summary table for Colorado Col. regionals.

NOVEMBER 12

Table with columns: Player Name, K, E, TA, Pct., SA, DG, BS. Includes Pacific Lutheran team.

	K	E	TA	Pct.	SADG	BS
Jill Muhm.....	0	0	0	.000	0	0
Totals.....	24	21	126	.024	2	54

UC San Diego	K	E	TA	Pct.	SADG	BS
Jaime Hackleman.....	0	1	2	-.500	0	6
Jamie Woods.....	10	3	28	.250	1	8
Leslie Punelli.....	4	2	20	.100	2	19
Allison Bender.....	8	4	35	.114	0	14
Christine Kueneman.....	1	1	3	.000	1	15
Jennie Wilson.....	11	1	18	.556	3	6
Tami Humphrey.....	0	0	0	.000	0	0
Kathleen Hentz.....	10	3	15	.467	0	1
Kelly Cornelius.....	0	0	0	.000	0	0
Kearney Visser.....	0	0	0	.000	0	0
Jennifer McLain.....	0	0	0	.000	0	0
Laura Santerre.....	1	0	2	.500	0	0
Sarah Castro.....	0	0	0	.000	0	0
Jessica Bartter.....	0	0	0	.000	0	0
Lisa Caldwell.....	0	0	0	.000	0	0
Totals.....	45	15	123	.244	7	69
Pacific Lutheran.....	4	7	2			
UC San Diego.....	15	15	15			

NOVEMBER 13 Cal St. Hayward	K	E	TA	Pct.	SA	DG	BS
Marion Champion.....	4	2	27	.074	1	15	0
Annie Shrieve.....	4	0	13	.308	1	5	0
Shannon Ward.....	8	4	20	.200	0	7	0
Melissa Matheson.....	0	1	1	-1.00	2	8	0
Meegan Simmons.....	9	3	36	.167	0	16	0
Barbara Klews.....	9	6	41	.073	0	5	0
Desiree Partlow.....	0	0	0	.000	0	0	0
Sasha Stevens.....	0	0	0	.000	0	0	0
Vernice Martin.....	0	0	0	.000	0	0	0
Ruby Guevarra.....	0	0	0	.000	0	7	0
Beth Hippen.....	0	0	0	.000	0	0	0
Oriana Garcia.....	0	0	0	.000	0	0	0
Melissa Pealer.....	0	1	2	-.500	0	0	0
Liz Lowe.....	3	2	11	.091	0	0	0
Totals.....	37	19	151	.119	4	63	0

UC San Diego	K	E	TA	Pct.	SADG	BS
Jaime Hackleman.....	0	1	1	-1.00	1	14
Jamie Woods.....	10	4	23	.261	1	5
Leslie Punelli.....	11	4	46	.152	2	16
Allison Bender.....	1	3	12	-.167	1	9
Christine Kueneman.....	4	0	5	.800	2	15
Jennie Wilson.....	10	4	23	.261	1	12
Tami Humphrey.....	0	0	0	.000	0	0
Kathleen Hentz.....	10	0	15	.667	0	1
Kelly Cornelius.....	0	0	0	.000	0	0
Kearney Visser.....	9	1	15	.533	0	6
Jennifer McLain.....	0	0	0	.000	0	0
Laura Santerre.....	6	4	16	.125	0	6
Sarah Castro.....	0	0	0	.000	0	0
Jessica Bartter.....	0	0	0	.000	0	0
Lisa Caldwell.....	0	0	0	.000	0	0
Totals.....	61	21	156	.256	8	84
Cal St. Hayward.....	14	10	4			
UC San Diego.....	16	15	15			

AT WELLESLEY

NOVEMBER 11 Johnson & Wales	K	E	TA	Pct.	SA	DG	BS
Janeth Ospina.....	1	3	6	-.333	0	6	0
Meredith Merrill.....	4	4	17	.000	0	9	0
Sarah Craig.....	5	1	18	.222	0	3	0
Stevi Ebert.....	5	5	17	.000	0	8	0
Jen Litwin.....	0	1	1	-1.00	2	3	0
Shana Eisen.....	1	3	4	-.500	0	6	0
Carrie Weant.....	3	1	8	.250	0	3	0
Maggie Roeder.....	0	0	1	.000	0	1	0
Danielle Riesz.....	1	1	5	.000	0	1	1
Totals.....	20	19	75	.013	2	40	1

Colby-Sawyer	K	E	TA	Pct.	SADG	BS
Sara Hammond.....	10	6	25	.160	2	12
Jillian Gragnano.....	0	0	0	.000	0	8
Kristin Anderson.....	6	1	16	.313	2	7
Karen Kotopoulos.....	2	0	6	.333	2	5
Heather McMahon.....	2	1	6	.167	1	8
Amy Callahan.....	3	3	16	.000	0	1
Alison Calvarese.....	0	0	0	.000	0	5
Melissa Weymouth.....	0	0	0	.000	1	2
Tara Ward.....	2	0	5	.400	0	2
Totals.....	25	11	74	.189	8	50
Johnson & Wales.....	13	3	3			
Colby-Sawyer.....	15	15	15			

NOVEMBER 11 Western Conn. St.	K	E	TA	Pct.	SA	DG	BS
Juliana Zanon.....	0	0	0	.000	0	4	0
Cynthia Socoloskie.....	10	1	17	.529	0	8	0
Jaymie Rosario.....	4	0	6	.667	0	7	0
Beth Lopez.....	5	4	18	.056	1	5	0
Debra Senior.....	4	2	11	.182	0	12	0
Amanda Kephart.....	6	1	12	.417	4	10	1
Taylor Kulpanowski.....	9	1	14	.571	0	0	3
Kristen Bruno.....	1	0	1	1.00	0	0	0
Carolina Venegas.....	0	0	0	.000	0	2	0
Nicole Kullberg.....	0	0	0	.000	0	0	0
Totals.....	39	9	79	.380	5	48	4

Bri'water (Mass.)	K	E	TA	Pct.	SADG	BS
Natalie Bugg.....	1	2	5	-.200	2	8
Danielle Conroy.....	4	8	16	-.250	2	6
Beth Souza.....	0	0	0	.000	1	2
Stephanie Brown.....	5	2	13	.231	0	2
Cathy Harrington.....	4	8	31	-.129	1	12
Shawna O'Neil.....	0	1	3	-.333	0	6
Melissa Traynham.....	0	1	5	-.200	0	2
Tracy Cann.....	0	0	0	.000	1	1
Kelly Sullivan.....	0	0	0	.000	0	1
Totals.....	14	22	73	-.109	7	38
Bri'water (Mass.).....	2	7	5			
Western Conn. St.....	15	15	15			

NOVEMBER 12 Wellesley	K	E	TA	Pct.	SA	DG	BS
Mia Narell.....	7	4	16	.188	0	3	0
Alison Mostue.....	4	3	10	.100	1	12	0
Ria Lacher.....	0	0	1	.000	3	2	0
Akiya Kahn.....	1	0	2	.500	1	3	0
Tiffany Fehr.....	2	3	7	-.143	3	4	0
Allison Schnitzer.....	15	2	23	.565	1	10	0
Delaney Anderson.....	1	0	1	1.00	0	1	0
Bridget Gurler.....	1	0	2	.500	0	7	0
Suzanne Moellendorf.....	1	0	2	.500	0	1	0
Aabye-Gayle Francis.....	5	1	7	.571	0	0	0
Alice Yi.....	4	1	7	.429	0	0	0
Olivia Sementi.....	5	0	6	.833	0	0	0
Totals.....	46	14	84	.381	9	43	0

Colby-Sawyer	K	E	TA	Pct.	SADG	BS
Sara Hammond.....	8	1	27	.259	2	7
Jillian Gragnano.....	0	0	0	.000	0	3
Kristin Anderson.....	5	2	13	.157	1	4
Karen Kotopoulos.....	4	1	12	.166	0	0
Heather McMahon.....	0	1	3	-.333	1	7
Amy Callahan.....	0	2	7	-.286	0	0
Alison Calvarese.....	0	0	0	.000	0	3
Melissa Weymouth.....	0	0	0	.000	0	2
Tara Ward.....	0	0	0	.000	0	0
Totals.....	17	7	62	.161	4	26
Colby-Sawyer.....	4	10	1			
Wellesley.....	15	15	15			

NOVEMBER 12 Western Conn. St.	K	E	TA	Pct.	SA	DG	BS
Juliana Zanon.....	0	1	4	-.250	1	16	0
Cynthia Socoloskie.....	15	3	26	.462	1	20	2
Jaymie Rosario.....	5	1	18	.222	1	17	0
Beth Lopez.....	8	1	25	.280	1	14	0
Debra Senior.....	12	3	26	.346	0	5	1
Amanda Kephart.....	9	11	32	.060	3	17	0
Carolina Venegas.....	0	0	0	.000	0	2	0
Taylor Kulpanowski.....	7	3	18	.222	0	4	0
Totals.....	56	23	149	.221	7	95	3

Amherst	K	E	TA	Pct.	SADG	BS
Vicki Gonzalez.....	12	1	27	.407	1	13
Meredith DeMeules.....	4	1	11	.273	2	13
Erin Dittus.....	1	3	18	-.111	0	2
Emily Ratcliff.....	7	4	32	.094	1	11
Carrie Snyder.....	2	0	4	.500	2	14
Erica Hewes.....	21	7	48	.292	0	3
Irene Lee.....	0	0	2	.000	1	19
Missy Mordy.....	0	0	1	.000	0	13
Liza Abeles.....	2	1	7	.143	0	1
Torhay Sharifnia.....	4	2	11	.182	0	1
Totals.....	53	19	161	.211	7	90
Western Conn. St.....	10	10	15	8		
Amherst.....	15	15	4	15		

NOVEMBER 13 Wellesley	K	E	TA	Pct.	SA	DG	BS
Mia Narell.....	9	2	17	.412	1	7	0
Alison Mostue.....	8	3	13	.385	0	8	1

	K	E	TA	Pct.	SADG	BS
Ria Lacher.....	0	0	1	.000	4	4
Akiya Kahn.....	0	1	6	-.167	0	5
Tiffany Fehr.....	9	2	14	.500	1	6
Allison Schnitzer.....	15	4	26	.423	1	8
Bridget Gurler.....	0	1	1	-1.00	0	7
Alice Yi.....	11	2	20	.450	0	1
Totals.....	52	15	98	.378	7	46

Amherst	K	E	TA	Pct.	SA	DG	BS
Vicki Gonzalez.....	5	3	12	.167	1	4	0
Meredith DeMeules.....	2	0	4	.500	0	9	0
Erin Dittus.....	1	1	6	.000	0	0	0
Emily Ratcliff.....	4	1	21	.143	0	10	0
Carrie Snyder.....	0	0	0	.000	1	3	0
Erica Hewes.....	7	2	16	.316	0	1	1
Irene Lee.....	0	0	2	.000	0		

Richard Stockton	5	12	5			
Scranton	15	15	15			

NOVEMBER 12

Moravian	K	E	TA	Pct.	SA	DG	BS
Sara Walkiewicz	9	3	28	.214	4	21	0
Amy Sandt	22	7	61	.246	3	22	1
Emily Shonk	0	1	2	-.500	3	23	0
Lisa Ann Herpok	0	0	0	.000	0	0	0
Krystal Kessack	6	3	32	.094	0	15	0
Kaitie Kramer	5	2	15	.200	1	24	0
Natalie Balazsik	0	0	0	.000	4	10	0
Rebecca Falk	16	2	45	.311	0	2	0
Kendra Inasley	1	0	3	.333	1	2	0
Vicki Fisher	0	0	0	.000	0	0	0
Sara Young	16	5	41	.268	0	3	2
Totals	75	23	227	.229	16	122	3

Frank. & Marsh.

K	E	TA	Pct.	SA	DG	BS	
Devon O'Rourke	0	0	0	.000	0	0	0
Kelly Costello	0	0	0	.000	0	0	0
Julie Simpson	8	1	29	.241	0	37	0
Mary Boland	10	3	25	.280	2	20	0
Jessica Bassis	10	0	21	.476	0	4	4
Cynthia Knox	0	0	0	.000	0	7	0
Stacey Dunchick	18	12	52	.115	0	9	0
Carolyn Simitz	0	0	0	.000	0	0	0
Karis Conner	0	0	0	.000	0	9	0
Heidi Goedicke	0	0	0	.000	0	0	0
Melyne Stuft	13	7	52	.115	0	27	0
Kristen Kowalski	1	1	5	.000	0	0	0
Rosemary Hartman	0	0	0	.000	0	0	0
Emily Green	18	6	39	.308	3	4	0
Totals	78	30	223	.215	5	117	4

Frank. & Marsh.

Frank. & Marsh.	15	11	12	.12			
Moravian	10	15	15	.15			

NOVEMBER 12

Scranton	K	E	TA	Pct.	SA	DG	BS
Rosie Dyer	4	5	23	.043	0	9	1
Jennifer Pelkowski	2	1	12	.083	0	16	0
Susan Messineo	0	0	0	.000	0	9	0
Anne Vitkovsky	1	1	6	.000	1	5	0
Lisa Romano	2	3	9	.111	0	0	0
Meghan McDonald	0	0	0	.000	0	0	0
Jessica Bach	5	6	25	.040	1	8	0
Suzanne Britt	0	0	0	.000	0	0	0
Shannon Loberg	0	0	0	.000	0	0	0
Anne McGovern	8	2	30	.200	1	11	1
Maureen Kiley	5	7	21	.095	0	0	0
Christine Fontaine	0	0	0	.000	0	0	0
Totals	27	25	126	.016	3	58	2

Juniata

K	E	TA	Pct.	SA	DG	BS	
Kristin Hershey	13	2	32	.344	1	9	1
Lisa Frederick	0	0	0	.000	0	0	0
Calleen Carver	3	1	10	.200	3	13	0
Niki Mueller	3	2	8	.125	0	3	0
Lory Baker	0	0	0	.000	1	5	0
Danny Murphy	0	0	0	.000	1	9	0
Brandy Worker	12	4	30	.267	4	12	0
Kristi Widener	0	0	1	.000	1	3	0
Carrie Zeller	16	5	39	.282	7	17	0
Miriam Kaiser	1	0	2	.500	0	2	0
Jennie Lizun	6	2	15	.267	0	0	0
Totals	54	16	138	.275	18	73	1

Scranton

Scranton	3	3	15	.3			
----------	---	---	----	----	--	--	--

Juniata

Juniata	15	15	9	.15			
---------	----	----	---	-----	--	--	--

NOVEMBER 13

Moravian	K	E	TA	Pct.	SA	DG	BS
Sara Walkiewicz	2	0	8	.250	0	9	0
Amy Sandt	9	5	23	.174	0	9	0
Emily Shonk	0	2	3	-.667	1	2	0
Lisa Ann Herpok	0	0	0	.000	0	0	0
Krystal Kessack	0	0	4	.000	0	3	0
Kaitie Kramer	2	1	7	.143	1	9	0
Natalie Balazsik	0	1	1	-1.00	1	4	0
Rebecca Falk	4	2	20	.100	0	2	0
Kendra Inasley	5	1	10	.400	0	5	0
Vicki Fisher	0	0	0	.000	0	0	0
Sara Young	2	3	15	-.067	0	0	0
Totals	24	15	91	.099	3	43	0

Juniata

K	E	TA	Pct.	SA	DG	BS	
Kristin Hershey	12	4	29	.276	3	3	0
Lisa Frederick	0	0	0	.000	0	0	0
Calleen Carver	1	1	4	.000	0	7	0
Niki Mueller	2	2	6	.000	0	1	1
Lory Baker	0	0	0	.000	1	2	0
Danny Murphy	0	0	2	.000	1	9	0
Brandy Worker	7	2	18	.278	5	13	0

K	E	TA	Pct.	SA	DG	BS	
Kristi Widener	0	0	0	.000	0	0	0
Carrie Zeller	11	4	31	.226	1	15	0
Miriam Kaiser	0	0	0	.000	0	0	0
Jennie Lizun	6	2	14	.286	0	0	0
Totals	39	15	104	.231	11	50	1

AT WIS.-WHITEWATER

NOVEMBER 11

Marian (Wis.)	K	E	TA	Pct.	SA	DG	BS
Andrea Harmsen	14	6	36	.222	0	19	0
Allison Stempel	8	6	29	.069	0	12	0
Kerri Holz	3	2	14	.071	1	12	0
Nicole Bencal	6	0	21	.286	0	2	2
Jessica Krezwina	0	0	0	.000	0	13	0
Kristin Engelbert	9	10	53	-.019	1	12	0
Katie Strelow	7	1	20	.300	0	1	2
Kristin Dodd	0	0	0	.000	0	4	0
Chrissy Meyer	0	0	0	.000	0	0	0
Totals	47	25	173	.127	2	75	4

Millikin

K	E	TA	Pct.	SA	DG	BS	
Mary Therese Moore	0	1	1	-1.00	3	13	0
Rebekah Boddy	15	11	45	.089	0	6	0
Erin Donnel	12	9	36	.083	0	10	0
K.C. Hammond	7	4	39	.077	0	20	0
Amy Kleinwachter	11	5	28	.214	0	1	0
Suzanne Murphy	8	0	20	.400	1	17	0
Mindy Reynolds	0	0	0	.000	0	13	0
Melissa Mercier	11	3	26	.308	0	0	0
Bethany Parr	0	0	0	.000	0	0	0
Totals	64	33	195	.159	4	80	0

Marian (Wis.)

Marian (Wis.)	5	9	15	.13			
---------------	---	---	----	-----	--	--	--

Millikin

Millikin	15	15	1	.15			
----------	----	----	---	-----	--	--	--

NOVEMBER 11

Calvin	K	E	TA	Pct.	SA	DG	BS
Ann Wiersma	12	8	37	.108	0	24	1
Charla Holmes	18	10	51	.157	0	18	0
Rhonda Volkers	15	8	49	.143	1	11	1
Sara Den Biekyer	3	3	22	.000	1	5	0
Sara Ahrenholz	1	3	6	-.333	1	8	0
Melissa Pell	3	6	16	-.188	0	0	0
Alicia DeGroot	0	1	4	-.250	2	11	0
Totals	52	39	185	.070	5	77	2

Lake Forest

K	E	TA	Pct.	SA	DG	BS	
Amanda Taylor	10	8	32	.063	2	25	0
Ashley Moats	0	0	0	.000	0	1	0
Leslie Boyle	0	0	4	.000	2	14	0
Mary Gerke	6	4	21	.095	1	8	1
Sarah Frantz	1	2	8	-.125	2	11	0
Jessie Griffin	9	10	54	-.014	1	11	0
Chris Laurine	0	1	2	-.500	0	5	0
Stephanie Reinbolt	16	4	27	.444	0	5	1
Angela Lagerman	4	5	16	-.063	0	0	2
Totals	46	34	164	.073	8	80	4

Calvin

Calvin	13	12	15	.9			
--------	----	----	----	----	--	--	--

Lake Forest

Lake Forest	15	15	8	.15			
-------------	----	----	---	-----	--	--	--

NOVEMBER 12

Wis.-Whitewater	K	E	TA	Pct.	SA	DG	BS
Kristy Dettman	2	1	7	.143	2	11	0
Angie Wildish	10	3	29	.241	3	13	0
Melinda Erickson	14	3	27	.407	2	9	0
Allison Erickson	8	6	26	.077	0	13	0
Sarah Kay	0	1	6	-.167	0	6	0
Lynn Olsen	7	0	21	.333	0	6	1
Totals	41	14	116	.233	7	58	1

Millikin

K	E	TA	Pct.	SA	DG	BS	
Mary Therese Moore	0	0	0	.000	1	7	0
Rebekah Boddy	9	7	29	.069	1	10	0
Erin Donnel	6	7	27	-.037	0	7	0
K.C. Hammond	3	5	22	-.091	0	7	0
Amy Kleinwachter	7	5	21	.095	0	0	1
Mindy Reynolds	0	0	0	.000	1	5	0
Suzanne Murphy	1	3	14	-.143	2	8	0
Melissa Mercier	4	1	15	.200	0	0	0
Totals	30	28	128	.016	5	44	1

Millikin

Millikin	3	11	5	.11			
----------	---	----	---	-----	--	--	--

Wis.-Whitewater

Wis.-Whitewater	15	15	15	.15			
-----------------	----	----	----	-----	--	--	--

NOVEMBER 12

Lake Forest	K	E	TA	Pct.	SA	DG	BS
Amanda Taylor	18	9	44	.204	2	20	0
Mary Gerke	14	4	38	.263	1	17	1
Sarah Frantz	2	1	15	.067	1	16	0
Jessie Griffin	14	13	47	.021	2	21	0

K	E	TA	Pct.	SA	DG	BS	
Stephanie Reinbolt	14	8	41	.146	0	7	0
Angela Lagerman	9	3	32	.188	0	7	1
Leslie Boyle	0	0	2	.000	1	15	0
Chris Laurine	1	2	5	-.200	1	18	0
Ashley Moats	0	0	0	.000	1	2	0
Totals	72	40	224	.143	9	123	2

Mt. St. Joseph

K	E	TA	Pct.	SA	DG	BS	
Laura Karnes	0	0	0	.000	1	13	0
Annie Schroth	3	3	9	.000	0	4	0
Christina Webb	18	6	49	.245	1	15	0
Sarah Espenscheid	8	1	17	.412	0	2	0
Betsy Owens	11	6	42	.119	3	22	0
Anne Voelkerding	8	2	23	.261	0	10	0
Staci Short	11	3	24	.333	0	2	

Alfred	K	E	TA	Pct.	SADG	BS	
Beth Merrill.....	4	3	17	.059	0	2	0
Andrea Williamson ...	4	3	11	.091	0	7	0
Kelly Johnson.....	4	3	17	.059	0	14	0
Alice Zebracki.....	1	1	6	.000	0	2	0
Stephanie Sprague.....	0	0	3	.000	1	2	0
Kathy Lembke.....	0	0	0	.000	0	2	0
Melanie Hepfer.....	0	0	0	.000	0	4	0
Janet Delecki.....	0	1	3	-.333	0	0	0
Michelle Korwin.....	3	4	16	-.062	0	0	0
Erin Murray.....	0	2	2	-1.00	0	1	0
Totals.....	16	17	75	-.013	1	34	0
Alfred.....					1	4	5
Gettysburg.....					15	15	15

NOVEMBER 12 Frostburg St.	K	E	TA	Pct.	SA	DG	BS
Heather Abucevics.....	3	4	11	-.091	0	19	0
Christy Mann.....	1	0	7	.143	1	16	0
Amber Waltz.....	1	2	16	-.062	1	7	0
Jennifer Long.....	5	2	22	.136	0	7	3
Shannon Rexrode.....	16	9	57	.123	1	8	0
Sara Schwartz.....	13	7	31	.194	1	9	0
Kirsten Gitt.....	0	0	0	.000	0	2	0
Totals.....	39	24	144	.104	4	68	3

Rochester Inst.	K	E	TA	Pct.	SADG	BS	
Kelly Feiner.....	0	0	0	.000	0	12	0
Ushi Patel.....	6	1	13	.385	1	22	0
Allison Miller.....	15	10	55	.091	3	15	0
Emily Verbridge.....	16	7	38	.237	0	10	0
Erin Morsch.....	7	0	13	.538	1	4	1
Amy Baxter.....	8	9	29	-.034	0	8	0
Casey LaFrance.....	0	0	0	.000	0	1	0
Rachel Levy.....	0	0	0	.000	0	0	0
Kate Hept.....	0	0	0	.000	0	0	0
Jill Brewer.....	12	3	25	.360	0	4	1
Totals.....	64	30	173	.197	5	76	2
Frostburg St.....					14	10	7
Rochester Inst.....					16	15	15

NOVEMBER 12 Gettysburg	K	E	TA	Pct.	SA	DG	BS
Jenna McKinsey.....	0	1	3	-.333	0	8	0
Mary Guay.....	0	0	0	.000	0	1	0
Lauren Boyd.....	2	1	12	.083	0	6	0
Megan Wargo.....	5	9	31	-.129	0	14	0
Nicole Evans.....	3	2	8	.125	1	8	0
Catherine Schott.....	10	8	38	.053	1	4	0
Jess Wininger.....	0	0	0	.000	0	1	0
Robin Shannon.....	0	1	1	-1.00	0	0	0
Christina Giles.....	4	3	12	.083	0	1	0
Lisa Kamin.....	8	2	26	.231	0	1	0
Totals.....	32	27	131	.038	2	44	0

Muskingum	K	E	TA	Pct.	SA	DG	BS
Kristen Vejsicky.....	1	1	6	.000	1	11	0
Annie Rome.....	12	3	20	.450	1	14	0
Ashley Layman.....	14	2	28	.429	1	7	0
Kerry Gilligan.....	10	0	18	.556	0	0	0
Anne Smith.....	6	7	24	-.042	0	7	0
Lindsay Larrick.....	7	5	22	.091	0	2	0
Kelly Krueger.....	0	2	3	-.667	1	1	0
Jenny Woodruff.....	0	0	1	.000	0	8	0
Tara Hannahs.....	1	0	1	1.00	0	2	0
Leslie Goins.....	2	0	3	.667	0	4	0
Totals.....	53	20	126	.262	4	56	0
Gettysburg.....					1	7	8
Muskingum.....					15	15	15

NOVEMBER 13 Rochester Inst.	K	E	TA	Pct.	SA	DG	BS
Kelly Feiner.....	1	0	1	1.00	1	6	0
Ushi Patel.....	1	3	10	-.200	2	6	0
Allison Miller.....	12	8	26	.154	1	14	0
Emily Verbridge.....	11	13	46	-.043	0	5	0
Erin Morsch.....	3	3	13	.000	1	0	0
Amy Baxter.....	6	8	22	-.091	0	11	0
Casey LaFrance.....	0	0	0	.000	0	3	0
Jill Brewer.....	9	2	16	.438	0	0	0
Totals.....	43	37	134	.045	5	45	0

Muskingum	K	E	TA	Pct.	SADG	BS	
Kristen Vejsicky.....	2	3	6	-.167	0	6	0
Annie Rome.....	7	0	15	.467	3	17	1
Ashley Layman.....	7	1	23	.261	0	4	0
Kerry Gilligan.....	6	2	17	.235	0	0	0
Anne Smith.....	8	4	19	.211	0	12	0
Lindsay Larrick.....	7	4	16	.188	0	2	0
Jenny Woodruff.....	0	0	1	.000	0	5	0
Tara Hannahs.....	1	0	3	.333	0	0	0

	K	E	TA	Pct.	SADG	BS	
Leslie Goins.....	0	0	3	.000	1	3	0
Totals.....	38	14	103	.233	4	49	1
Rochester Inst.....					9	7	11
Muskingum.....					15	15	15

AT CORTLAND ST.

NOVEMBER 11 Merchant Marine	K	E	TA	Pct.	SA	DG	BS
Malia Schoch.....	4	1	12	.250	0	5	0
Andrea Peer.....	0	1	5	-.200	2	7	0
Heidi Snyder.....	1	2	8	-.125	0	5	0
Kelly Glandung.....	2	4	13	-.154	1	4	0
Lael Nicholls.....	12	4	34	.235	1	6	3
Ann Wickham.....	1	1	7	.000	0	8	0
Michelle Stark.....	0	0	0	.000	0	0	0
Shannon Bluestein.....	0	0	0	.000	0	5	0
Angelina Fuschetto.....	3	2	14	.071	2	5	0
Totals.....	23	15	93	.086	6	45	3

Elmira	K	E	TA	Pct.	SADG	BS	
Sarah Cammarata.....	2	0	10	.200	0	5	0
Stacie Mills.....	8	0	18	.444	1	16	0
Stacie Deuel.....	1	0	9	.111	0	10	0
Patricia Aron.....	2	3	11	-.091	0	6	1
Leah Malliris.....	17	5	38	.316	1	4	1
Jamie Callahan.....	7	0	12	.583	0	2	0
Meghan Hrbek.....	0	0	0	.000	1	12	0
Michelle Barber.....	0	0	0	.000	0	0	0
Christal Jensen.....	0	0	0	.000	1	0	0
Totals.....	37	8	98	.296	4	55	2
Merchant Marine.....					8	1	13
Elmira.....					15	15	15

NOVEMBER 11 Skidmore	K	E	TA	Pct.	SA	DG	BS
Courtney Lee.....	2	0	5	.400	0	6	0
Katie Campbell.....	4	1	13	.231	0	7	0
Tina Hutten.....	10	1	16	.563	0	5	1
Kathy Tschampel.....	7	2	20	.250	0	6	0
Erika Kondo.....	6	1	15	.333	0	0	0
Jordan Grow.....	6	1	12	.417	1	11	2
Chrissy Staudinger.....	0	0	0	.000	4	6	0
Natalie Hoak.....	0	0	0	.000	0	1	0
Liz Holinger.....	0	0	0	.000	0	0	0
Andrea Kellogg.....	0	0	0	.000	0	0	0
Carolyn Depoian.....	0	0	1	.000	0	1	0
Totals.....	35	6	82	.354	5	43	3

Hunter	K	E	TA	Pct.	SADG	BS	
Jezel Rodriguez.....	8	3	19	.263	3	7	0
Jen Manicad.....	5	0	14	.357	0	7	0
Cristina Perlas.....	0	0	0	.000	0	0	0
Anna Wroblewska.....	3	4	19	-.053	1	7	0
Nora Wnuk.....	4	3	14	.071	1	4	1
Brienne McGuinness.....	1	0	4	.250	0	4	1
Kathy Raczynsky.....	0	0	1	.000	0	7	0
Jamie Hamilton.....	8	6	18	.111	0	1	0
Totals.....	29	16	89	.146	5	37	2
Hunter.....					5	8	9
Skidmore.....					15	15	15

NOVEMBER 11 Cortland St.	K	E	TA	Pct.	SA	DG	BS
Katrina Heath.....	9	3	19	.316	1	4	0
Christine Widing.....	5	1	14	.286	1	6	0
Joslyn Roden.....	1	0	3	.333	2	8	0
Kate Hachadourian....	8	0	10	.800	0	1	0
Rusdi Sumner.....	4	0	9	.444	0	8	0
Therese Schlesiger.....	10	1	16	.563	0	1	1
Allison Clark.....	0	0	0	.000	1	3	0
Jenn White.....	0	0	0	.000	0	1	0
Totals.....	37	5	71	.451	5	32	1

Elmira	K	E	TA	Pct.	SADG	BS	
Sarah Cammarata.....	0	0	3	.000	0	3	0
Stacie Mills.....	1	1	5	.000	0	5	1
Sarah Deuel.....	0	1	5	-.200	0	7	0
Patricia Aron.....	4	2	9	.222	0	7	0
Leah Malliris.....	7	7	26	.000	0	2	1
Jamie Callahan.....	4	5	21	-.048	0	0	0
Meghan Hrbek.....	0	0	0	.000	0	0	0
Christal Jensen.....	0	0	0	.000	0	0	0
Totals.....	16	16	69	.000	0	24	2
Elmira.....					6	3	1
Cortland St.....					15	15	15

NOVEMBER 11 Skidmore	K	E	TA	Pct.	SA	DG	BS
Courtney Lee.....	2	0	6	.333	1	9	0

	K	E	TA	Pct.	SADG	BS	
Katie Campbell.....	11	6	31	.161	1	12	0
Tina Hutten.....	1	2	23	-.043	0	8	0
Kathy Tschampel.....	13	4	33	.273	0	9	0
Erika Kondo.....	8	2	17	.353	0	4	0
Jordan Grow.....	2	1	11	.091	2	3	0
Chrissy Staudinger.....	0	0	0	.000	2	7	0
Totals.....	37	15	121	.182	6	52	0

Ithaca	K	E	TA	Pct.	SADG	BS	
Robin Dalton.....	8	0	17	.471	0	7	1
Jen Salmon.....	5	0	10	.500	4	14	0
Stephanie Raefski.....	9	2	17	.412	1	2	0
Karen McCord.....	10	1	21	.429	1	6	0
Gail Shippee.....	0	0	0	.000	1	8	0
Rebecca Helmsie.....	12	3	27	.333	0	9	0
Kristen Sharp.....	0	0	2	.000	0	0	0
Kim Brown.....	1	0	2	.500	0	7	0
Jessica Raymond.....	9	2	18	.389	0	4	0
Totals.....	54	8	114	.404	7	57	1
Skidmore.....					3	9	6
Ithaca.....					15	15	15

NOVEMBER 13 Cortland St.	K	E	TA	Pct.	SA	DG	BS
Katar							

	K	E	TA	Pct.	SADG	BS
Erica Elder.....	0	0	0	.000	0	0
Catherine Webb	2	0	2	.000	2	7
Michelle Alexander	5	1	7	.571	2	5
Lindsey Young.....	10	2	30	.267	3	7
Linsay McFadden.....	9	2	33	.212	0	14
Sherry McDonald.....	0	0	0	.000	0	0
Krissy Czekaj.....	0	0	0	.000	0	5
Nikki Evans.....	8	2	19	.316	0	0
Totals.....	51	12	130	.300	9	48

Averett						
	K	E	TA	Pct.	SA	DG BS
Jennifer Witt.....	0	0	5	.000	0	9
Mindy Knick.....	0	0	0	.000	0	0
Sheena Ball.....	0	0	0	.000	0	0
Kelly Eggleston.....	3	1	8	.250	0	2
Annette Nolen.....	9	1	20	.400	0	10
Courtney Cowart.....	3	1	8	.250	1	7
Kelly Jefferson.....	3	0	13	.231	0	7
Evie McAllister.....	1	0	1	.000	0	1
Lisa Sands.....	2	3	18	-.056	0	3
Jennifer Nunley.....	0	0	1	.000	0	0
Brynn Hughes.....	15	6	32	.281	2	10
Adrian Turner.....	0	0	0	.000	0	8
Kristy Crews.....	2	2	9	.000	0	5
Totals.....	38	14	115	.209	3	62
Averett.....					9	7
Austin.....					15	15

NOVEMBER 12 Emory						
	K	E	TA	Pct.	SA	DG BS
Laura Rivera.....	0	0	0	.000	0	0
Emma Batten-Bowman.....	0	2	3	-.667	1	1
Amy Shapiro.....	2	1	4	.250	1	11
Caitlin Crafts.....	4	0	11	.364	0	6
Carolyn Miller.....	3	5	12	-.167	1	8
Amanda Baumann.....	1	1	3	.000	5	7
Natalie Towcimak.....	12	4	23	.348	0	2
Megan Williams.....	21	7	39	.359	0	1
Lauren Gordon.....	5	1	10	.400	0	1
Audrey Jones.....	11	1	21	.476	2	14
Candace Hogue.....	0	1	2	-.500	0	3
Kristen Toren.....	0	0	0	.000	0	0
Lori Pickle.....	0	0	0	.000	0	0
Jennifer Naeger.....	7	6	22	.045	3	1
Amy Hyman.....	0	2	2	.000	2	1
Totals.....	66	31	152	.230	15	56

Savannah A&D						
	K	E	TA	Pct.	SADG	BS
Faye Solis.....	6	1	10	.500	0	1
Mandy Stinson.....	12	4	25	.320	0	0
Robyn Thomas.....	0	0	0	.000	0	0
Kori Pulver.....	0	1	4	-.250	0	9
Marya Milton.....	1	0	2	.500	1	7
Jori Semple.....	0	0	0	.000	2	2
Kim Edwards.....	0	1	3	-.333	0	0
Natasha Sizelove.....	0	0	0	.000	0	0
Erin Sanders.....	0	0	0	.000	0	0
Kim Manus.....	13	2	32	.344	0	17
Marvella Germain.....	2	3	15	-.067	0	5
Anna Gustafson.....	9	2	16	.438	2	6
Hillary Christensen.....	0	0	0	.000	0	0
Sunshine Kelly.....	0	0	2	.000	0	0
Jessica Clark.....	9	3	21	.286	0	1
Totals.....	52	17	130	.269	5	48
Emory.....					13	10
Savannah A&D.....					15	15

NOVEMBER 12 Austin						
	K	E	TA	Pct.	SA	DG BS
Lesley McCrary.....	0	0	0	.000	0	0
Jennifer Jackson.....	1	1	9	.000	0	0
Stephanie Hennion.....	0	0	0	.000	0	0
Kate Marshall.....	5	4	11	.091	0	10
Erica Elder.....	0	0	0	.000	0	0
Catherine Webb.....	0	0	0	.000	0	8
Michelle Alexander.....	1	1	5	.000	0	5
Lindsey Young.....	14	2	25	.480	0	7
Linsay McFadden.....	5	5	24	.000	1	4
Sherry McDonald.....	0	0	0	.000	0	0
Krissy Czekaj.....	0	0	1	.000	0	1
Nikki Evans.....	10	1	17	.529	0	3
Totals.....	36	14	92	.239	1	35

Trinity (Tex.)						
	K	E	TA	Pct.	SADG	BS
Kasey Brizendine.....	0	0	0	.000	0	0
Alisha Farley.....	14	3	29	.379	2	7
Abby Wilson.....	7	0	12	.583	2	3
Karen Reese.....	0	0	0	.000	0	0

	K	E	TA	Pct.	SADG	BS
Jenni Kopp.....	0	0	0	.000	0	0
Kristen Growcock.....	0	0	0	.000	1	7
Brianna Iversen.....	9	5	41	.098	1	14
Lauren Smith.....	0	0	0	.000	0	0
Jennifer Purdy.....	2	0	5	.400	1	7
Lauren Hamilton.....	8	4	17	.235	0	1
Sarah Flaig.....	0	0	0	.000	0	2
Desiree Pratt.....	2	0	6	.333	1	11
Michelle Gilliam.....	0	0	0	.000	0	0
Lainey Kuehnert.....	6	2	14	.286	0	2
Totals.....	48	14	124	.274	8	54
Austin.....					12	9
Trinity (Tex.).....					15	15

NOVEMBER 13 Savannah A&D						
	K	E	TA	Pct.	SA	DG BS
Faye Solis.....	4	1	11	.273	0	11
Mandy Stinson.....	3	2	21	.048	0	1
Robyn Thomas.....	0	0	0	.000	0	0
Kori Pulver.....	1	1	3	.000	1	10
Marya Milton.....	0	0	1	.000	0	5
Jori Semple.....	0	0	0	.000	1	4
Kim Edwards.....	1	0	6	.167	0	0
Natasha Sizelove.....	1	1	3	.000	0	1
Erin Sanders.....	0	0	0	.000	0	0
Kim Manus.....	1	2	14	.000	0	7
Marvella Germain.....	0	3	8	-.375	0	2
Anna Gustafson.....	1	2	11	.000	1	4
Hillary Christensen.....	0	0	0	.000	0	0
Sunshine Kelly.....	0	0	0	.000	0	0
Jessica Clark.....	5	1	10	.400	0	2
Totals.....	17	13	88	.045	3	47

Trinity (Tex.)						
	K	E	TA	Pct.	SADG	BS
Kasey Brizendine.....	0	0	0	.000	0	0
Alisha Farley.....	13	1	25	.480	1	10
Abby Wilson.....	3	3	12	.000	2	1
Karen Reese.....	0	0	0	.000	0	0
Jenni Kopp.....	0	0	0	.000	0	0
Kristen Growcock.....	0	0	0	.000	1	9
Brianna Iversen.....	15	1	38	.368	1	19
Lauren Smith.....	0	0	0	.000	0	0
Jennifer Purdy.....	7	2	20	.250	2	8
Lauren Hamilton.....	10	2	18	.444	0	0
Sarah Flaig.....	0	0	0	.000	0	4
Desiree Pratt.....	4	1	10	.300	2	7
Michelle Gilliam.....	0	0	0	.000	0	0
Lainey Kuehnert.....	0	0	0	.000	0	0
Totals.....	52	10	123	.341	9	58
Savannah A&D.....					10	6
Trinity (Tex.).....					15	15

QUARTERFINALS

AT CENTRAL (IOWA)

NOVEMBER 20 Central (Iowa)						
	K	E	TA	Pct.	SA	DG BS
Angie Nielsen.....	1	0	3	.333	0	4
Jody Woods.....	7	2	13	.385	0	1
Abbie Brown.....	19	0	30	.633	3	7
Candace Wilson.....	11	4	27	.259	0	5
Jaymie Johnson.....	9	1	17	.471	0	3
Martha Muir.....	9	1	12	.667	0	6
Kim Hughes.....	1	0	1	1.000	0	2
Michelle Bruns.....	1	0	2	.500	1	1
Kris Hughes.....	0	0	0	.000	0	1
Totals.....	58	8	105	.476	4	30

UC San Diego						
	K	E	TA	Pct.	SADG	BS
Jaime Hackelman.....	0	0	0	.000	2	7
Leslie Punelli.....	2	3	23	-.043	0	14
Keamey Visser.....	6	3	13	.231	0	5
Laura Santerre.....	2	1	13	.077	0	6
Jessica Barter.....	0	0	1	.000	0	1
Jennie Wilson.....	1	2	8	.125	0	3
Kathleen Hentz.....	9	4	21	.238	0	0
Sarah Castro.....	0	0	0	.000	0	1
Christine Kueneman.....	1	2	6	.167	0	2
Allison Bender.....	7	4	20	.150	0	3
Jamie Woods.....	5	1	11	.364	0	2
Kelly Cornelius.....	2	0	2	1.000	0	0
Jennifer McLain.....	1	0	1	1.000	0	4
Lisa Caldwell.....	0	1	1	.000	0	1
Totals.....	36	21	121	.124	2	48

UC San Diego.....					4	7
Central (Iowa).....					15	15

AT JUNIATA

NOVEMBER 20 Wellesley						
	K	E	TA	Pct.	SA	DG BS
Mia Narell.....	6	8	32	-.063	5	11
Delaney Anderson.....	3	1	6	.333	0	7
Alison Mostue.....	12	6	29	.207	1	20
Bridget Gurtler.....	3	1	5	.400	0	13
Ria Lacher.....	0	0	1	.000	1	2
Suzanne Moellendorf.....	0	0	0	.000	0	0
Akiva Kahn.....	1	1	8	.000	0	7
Tiffany Fehr.....	16	5	30	.367	3	7
Erin Ford.....	0	0	0	.000	0	0
Aabye-Gayle Francis.....	0	0	0	.000	0	0
Alice Yi.....	18	7	35	.314	0	1
Olivia Sementi.....	0	0	0	.000	0	0
Allison Schnitzer.....	12	10	46	.043	0	17
Totals.....	71	39	190	.168	10	85

Juniata						
	K	E	TA	Pct.	SADG	BS
Kristin Hershey.....	16	6	42	.238	1	8
Lisa Frederick.....	0	0	0	.000	0	0
Colleen Carver.....	2	1	12	.083	0	17
Niki Mueller.....	7	2	20	.250	0	2
Lory Baker.....	0	0	2	.000	1	4
Danny Murphy.....	0	0	2	.000	2	9
Brandy Workinger.....	21	6	55	.273	3	19
Kristi Widener.....	0	0</				

Ithaca.....	13	7	11
Trinity (Tex.).....	15	15	15

SEMIFINALS

AT JUNIATA

DECEMBER 3

Central (Iowa)	K	E	TA	Pct.	SA	DG	BS
Kim Hughes.....	0	0	0	.000	2	5	0
Angie Nielsen.....	5	0	15	.333	0	17	0
Michelle Bruns.....	0	0	0	.000	0	0	0
Steph Gerdes.....	0	0	0	.000	0	4	0
Jody Woods.....	6	2	19	.211	0	4	0
Abbie Brown.....	23	4	45	.422	1	17	0
Candace Wilson.....	19	8	45	.244	1	10	2
Sarah Wood.....	0	0	0	.000	0	0	0
Mandi Maronn.....	0	0	0	.000	0	0	0
Jaymie Johnson.....	12	3	24	.375	0	17	2
Martha Muir.....	5	3	26	.077	0	8	1
Megan Halvorson.....	0	0	0	.000	0	0	0
Ann Van Hemert.....	0	0	0	.000	0	0	0
Totals.....	70	20	174	.287	4	82	5

Juniata	K	E	TA	Pct.	SADG	BS
Kristin Hershey.....	19	6	40	.325	1	11
Lisa Frederick.....	0	0	0	.000	0	0
Colleen Carver.....	1	0	6	.167	2	10
Niki Mueller.....	3	5	15	.133	1	12
Lory Baker.....	0	0	0	.000	0	1
Danny Murphy.....	0	0	0	.000	0	8
Brandy Workinger.....	20	11	58	.155	1	19
Kristi Widener.....	0	0	0	.000	0	0
Carrie Zeller.....	26	7	67	.284	2	19
Jesse Woods.....	0	0	0	.000	0	0
Miriam Kaiser.....	0	0	0	.000	2	5
Jennie Lizun.....	9	4	19	.263	0	1
Totals.....	78	33	205	.220	9	85

Juniata.....	11	15	12	5
Central (Iowa).....	15	12	15	15

DECEMBER 3

Muskingum	K	E	TA	Pct.	SA	DG	BS
Kristen Vejsicky.....	1	0	3	.333	2	10	1
Annie Rome.....	20	6	44	.318	3	14	0
Kelly Krueger.....	0	0	0	.000	0	0	0
Jenny Woodruff.....	1	0	5	.200	2	5	0
Tara Hannahs.....	0	0	0	.000	0	0	0
Ashley Layman.....	11	9	31	.065	2	8	0
Leslie Goins.....	0	0	0	.000	0	2	0
Amanda Montano.....	0	0	0	.000	0	0	0
Kerry Gilligan.....	9	2	20	.350	0	1	0
Anne Smith.....	7	8	29	.034	0	13	0
Lindsay Larrick.....	8	2	22	.273	0	2	1
Totals.....	57	27	154	.195	9	55	2

Trinity (Tex.)	K	E	TA	Pct.	SADG	BS
Kasey Brizendine.....	0	0	0	.000	0	0
Alisha Farley.....	12	2	24	.417	3	12
Abby Wilson.....	13	2	23	.478	1	7
Karen Reese.....	0	0	0	.000	0	0
Kristen Growcock.....	0	1	1	-1.00	2	8
Brianna Iverson.....	14	9	38	.132	0	14
Lauren Smith.....	0	0	0	.000	0	0
Jennifer Purdy.....	9	3	23	.261	0	9
Lauren Hamilton.....	13	4	28	.321	0	2
Sarah Flaig.....	0	0	0	.000	0	1
Desiree Pratt.....	5	0	14	.357	0	10
Lainey Kuehnert.....	0	0	0	.000	0	0
Totals.....	66	21	151	.298	6	61

Muskingum.....	14	11	10
Trinity (Tex.).....	16	15	15

CHAMPIONSHIP

AT JUNIATA

DECEMBER 4

Trinity (Tex.)	K	E	TA	Pct.	SA	DG	BS
Kasey Brizendine.....	0	0	0	.000	0	0	0
Alisha Farley.....	6	4	14	.143	0	17	1
Abby Wilson.....	6	5	20	.050	0	5	0
Karen Reese.....	3	2	6	.167	0	0	0
Kristen Growcock.....	0	0	0	.000	0	4	0
Brianna Iverson.....	7	3	23	.174	0	10	0
Lauren Smith.....	0	0	0	.000	0	0	0
Jennifer Purdy.....	6	3	21	.143	0	12	0
Lauren Hamilton.....	9	5	25	.160	0	3	
Sarah Flaig.....	0	0	0	.000	0	0	0
Desiree Pratt.....	1	1	10	.000	2	7	0
Lainey Kuehnert.....	0	0	0	.000	0	1	0
Totals.....	38	23	119	.126	2	56	4

Central (Iowa)	K	E	TA	Pct.	SADG	BS
Kim Hughes.....	0	0	0	.000	0	4
Angie Nielsen.....	0	0	3	.000	1	5
Michelle Bruns.....	0	0	0	.000	0	0
Steph Gerdes.....	0	0	0	.000	0	0
Jody Woods.....	7	2	19	.263	0	2
Abbie Brown.....	9	4	23	.217	6	15
Candace Wilson.....	19	3	29	.551	0	12
Sarah Wood.....	0	0	0	.000	0	0
Mandi Maronn.....	0	0	0	.000	0	0
Jaymie Johnson.....	4	3	16	.063	0	4
Martha Muir.....	4	1	15	.200	0	12
Megan Halvorson.....	0	0	0	.000	0	0
Ann Van Hemert.....	0	0	0	.000	0	0
Total.....	43	13	105	.286	7	54

Trinity (Tex.).....	8	14	7
Central (Iowa).....	15	16	15

VOLLEYBALL

History

Team Results

Year	Champion (Record)	Coach	Score	Runner-Up	Host or Site	Championship Match Attendance	Championship Total Attendance
1981.....	UC San Diego (36-8)	Doug Dannevik	3-2	Juniata	Maryville (Tenn.)	200	2,151
1982.....	La Verne (30-10)	Jim Paschal	3-1	UC San Diego	UC San Diego	1,220	6,503
1983.....	Elmhurst (57-4)	Bill Walton	3-1	UC San Diego	La Verne	1,500	5,120
1984.....	UC San Diego (23-12)	Doug Dannevik	3-0	MIT	Elmhurst	—	6,085
1985.....	Elmhurst (40-9)	Bill Walton	3-0	La Verne	Elmhurst	2,000	4,667
1986.....	UC San Diego (42-6)	Doug Dannevik	3-2	Calvin	Calvin	3,275	8,664
1987.....	UC San Diego (31-4)	Doug Dannevik	3-0	Elmhurst	Elmhurst	1,000	5,081
1988.....	UC San Diego (34-8)	Doug Dannevik	3-2	Benedictine (Ill.)	UC San Diego	1,000	4,126
1989.....	Washington (Mo.) (39-6)	Teri Clemens	3-0	Ohio Northern	Washington (Mo.)	3,225	8,433
1990.....	UC San Diego (37-8)	Doug Dannevik	3-2	Washington (Mo.)	Washington (Mo.)	3,417	8,064
1991.....	Washington (Mo.) (42-4)	Teri Clemens	3-2	UC San Diego	Washington (Mo.)	3,423	9,469
1992.....	Washington (Mo.) (40-0)	Teri Clemens	3-0	UC San Diego	Washington (Mo.)	3,024	7,373
1993.....	Washington (Mo.) (44-2)	Teri Clemens	3-0	Juniata	Juniata	1,325	8,771
1994.....	Washington (Mo.) (42-2)	Teri Clemens	3-0	Wis.-Oshkosh	Ithaca	600	9,293
1995.....	Washington (Mo.) (42-3)	Teri Clemens	3-2	Cal Lutheran	Wis.-Whitewater	884	14,465
1996.....	Washington (Mo.) (43-6)	Teri Clemens	3-0	Juniata	Wis.-Oshkosh	504	8,472
1997.....	UC San Diego (27-5)	Duncan McFarland	3-2	Juniata	UC San Diego	1,335	11,803
1998.....	Central (Iowa) (37-2)	Megan Clayberg	3-2	UC San Diego	Juniata	225	10,906
1999.....	Central (Iowa) (41-0)	Megan Clayberg	3-0	Trinity (Tex.)	Juniata	500	—

All-Tournament Teams

*Most Outstanding Player.

1981

- Tammy Smit, UC San Diego
- Molly Wheatley, UC San Diego
- Louise Schwartz, UC San Diego
- Jennifer Townsend, Occidental
- Sue Barker, Juniata
- Colleen Irelan, Juniata

1982

- Laura Argonza, La Verne
- Sue Habecker, La Verne
- Eileen Kamidoi, La Verne
- Louise Schwartz, UC San Diego
- Tammy Smit, UC San Diego
- Sandy Kacharos, Sonoma St.

1983

- Cathy Dulkowski, Elmhurst
- Karen Olmstead, Elmhurst
- Louise Schwartz, UC San Diego
- Molly Wheatley, UC San Diego

- Karin Kalk, UC San Diego
- Laura Argonza, La Verne

1984

- Molly Wheatley, UC San Diego
- Karin Kalk, UC San Diego
- Christy Wada, UC San Diego
- Carol Lipson, UC San Diego
- Lori Cantu, MIT
- Laura Argonza, La Verne

1985

- Sue Birdsey, Elmhurst
- Therese Dorigan, Elmhurst

Melanie Hollander, Elmhurst
 Shelli Swaim, Elmhurst
 Michele Galagar, La Verne
 Shauna Hinrichs, La Verne

1986

*Monica Bradley, UC San Diego
 Kim De Haan, Calvin
 Roxanne Helmus, Calvin
 Sue Ketter Wis.-La Crosse
 Carol Lipsom, UC San Diego
 Kim Stonecipher, UC San Diego

1987

1988

Tracy Beaty, Benedictine (Ill.)
 Diana Klintworth, UC San Diego
 Patty Mines, Benedictine (Ill.)
 Jackie Rebert, Juniata
 Melinda Selvy, Juniata
 Rachel Vetter, UC San Diego

1989

Lori Nishikawa, Washington (Mo.)
 Kathy Bersett, Washington (Mo.)
 Brooke Hortin, Washington (Mo.)
 Delna Lancaster, Menlo
 Kris Witchey, Juniata
 Tammie Youngen, Ohio Northern

1990

Elizabeth Vesanovic, UC San Diego
 Elizabeth Tan, UC San Diego
 Vikki Van Duyn, UC San Diego
 Amy Hagen, St. Benedict
 Kathy Bersett, Washington (Mo.)
 Kelley Meier, Washington (Mo.)

1991

Julie Fabian, UC San Diego
 Vikki Van Duyn, UC San Diego
 Kelley Meier, Washington (Mo.)
 Amy Sullivan, Washington (Mo.)
 Joanie Subar, Washington (Mo.)
 Anne Quenette, Washington (Mo.)

1992

Lisa Becker, Washington (Mo.)
 Anne Quenette, Washington (Mo.)

1993

Nicki Fireston, Juniata
 Heather Blough, Juniata
 Amy Sullivan, Washington (Mo.)
 Amy Albers, Washington (Mo.)
 Leslie Catlin, Washington (Mo.)
 Liang Gaik Khaw, Rochester Inst.

1994

Amy Ward, Wis.-Oshkosh
 Jean Harmsen, Wis.-Oshkosh
 Amy Albers, Washington (Mo.)
 Shelley Swan, Washington (Mo.)
 Stephanie Habif, Washington (Mo.)
 Heather Blough, Juniata

1995

Shelley Swan, Washington (Mo.)
 Jennifer Martz, Washington (Mo.)

Tracy Little, Cal Lutheran
 Liz Martinez, Cal Lutheran
 Bonnie McDowell, Ithaca
 Stephanie Everett, Wis.-Whitewater

1996

Jennifer Martz, Washington (Mo.)
 Stephanie Habif, Washington (Mo.)
 Jennifer Cafazza, Washington (Mo.)
 Melissa Myers, Juniata
 Jen Kuzma, St. Olaf
 Amy Ward, Wis.-Oshkosh

1997

Katherine Brynjestad, UC San Diego
 Sherine Ebadi, UC San Diego
 Melissa Myers, Juniata
 Jennifer Rebert, Juniata
 Abbie Brown, Central (Iowa)
 Candace Wilson, Central (Iowa)

1998

Katie Antypas, Wellesley
 Carrie Zeller, Juniata
 Christine Kueneman, UC San Diego
 Kathleen Hentz, UC San Diego
 Abbie Brown, Central (Iowa)
 Angie Nielson, Central (Iowa)

Individual Records

KILLS, MATCH

44—Lisa Matties, Brockport St. (3) vs. Rochester Inst. (2), 11-8-90.

KILLS, TOURNAMENT

114—Nicki Firestone, Juniata, 1993 (13 vs. Gettysburg, 25 vs. John Carroll, 17 vs. Thomas More, 34 vs. UC San Diego, 25 vs. Washington [Mo.]).

TOTAL ATTEMPTS, MATCH

96—Kim Woodring, Wittenberg (3) vs. Bluffton (2), 11-15-96.

TOTAL ATTEMPTS, TOURNAMENT

302—Tracy Little, Cal Lutheran, 1995 (45 vs. Chapman, 80 vs. UC San Diego, 56 vs. John Carroll, 62 vs. Wis.-Whitewater, 59 vs. Washington [Mo.]).

SERVICE ACES, MATCH

10—Sue Barker, Juniata (3) vs. Cal St. Stanislaus (0), 12-12-81; Linda Willis, Brockport St. (3) vs. Albany (N.Y.) (2), 11-18-83.

SERVICE ACES, TOURNAMENT

23—Amy Sullivan, Washington (Mo.), 1993 (6 vs. Illinois Col., 2 vs. Wis.-Eau Claire, 2 vs. Benedictine (Ill.), 5 vs. Rochester Inst., 8 vs. Juniata).

BLOCK SOLOS, MATCH

13—Carolyn Stambaugh, Juniata (2) vs. MIT (3), 11-30-84.

BLOCK SOLOS, TOURNAMENT

22—Gail Williams, Elmhurst, 1987 (5 vs. St. Benedict, 10 vs. Wis.-Whitewater, 3 vs. Juniata, 4 vs. UC San Diego).

DIGS, MATCH

54—Jenny Boerger, Thomas More (3) vs. Ohio Northern (1), 11-12-93.

DIGS, TOURNAMENT

120—Darcy White, Cal Lutheran, 1995 (24 vs. Chapman, 31 vs. UC San Diego, 23 vs. John Carroll, 19 vs. Wis.-Whitewater, 23 vs. Washington [Mo.]).

HITTING PERCENTAGE, MATCH

(Min. 15 Attempts)

.777—Katie Gielow, Washington (Mo.) (3) vs. Wis.-River Falls (0), 11-12-99 (14-0/8).

HITTING PERCENTAGE, TOURNAMENT

(Min. 50 Attempts)

.541—Lisa Becker, Washington (Mo.), 1992 (.846 vs. Wis.-La Crosse, 12-1/13; .333 vs. St. Thomas [Minn.], 10-3/21; .647 vs. Calvin, 12-1/17; .478 vs. UC San Diego, 12-1/23).

Team Records

KILLS, MATCH

99—Washington (Mo.) (3) vs. Cal Lutheran (2), 12-2-95.

KILLS, TOURNAMENT

330—Cal Lutheran, 1995 (53 vs. Chapman, 89 vs. UC San Diego, 61 vs. John Carroll, 58 vs. Wis.-Whitewater, 69 vs. Washington [Mo.]).

TOTAL ATTEMPTS, MATCH

323—Benedictine (Ill.) (3) vs. Hope (2), 11-13-87.

TOTAL ATTEMPTS, TOURNAMENT

1,135—Cal Lutheran, 1995 (185 vs. Chapman, 310 vs. UC San Diego, 189 vs. John Carroll, 227 vs. Wis.-Whitewater, 204 vs. Washington [Mo.]).

SERVICE ACES, MATCH

27—Juniata (3) vs. Cal St. Stanislaus (0), 12-12-81.

SERVICE ACES, TOURNAMENT

63—Washington (Mo.), 1993 (13 vs. Illinois Col., 11 vs. Wis.-Eau Claire, 9 vs. Benedictine (Ill.), 17 vs. Rochester Inst., 13 vs. Juniata).

BLOCK SOLOS, MATCH

38—Juniata (2) vs. MIT (3), 11-30-84.

BLOCK SOLOS, TOURNAMENT

50—Elmhurst, 1987 (11 vs. St. Benedict, 19 vs. Wis.-Whitewater, 9 vs. Juniata, 11 vs. UC San Diego).

DIGS, MATCH

179—Ohio Northern (1) vs. Thomas More (3), 11-12-93.

DIGS, TOURNAMENT

560—Cal Lutheran, 1995 (118 vs. Chapman, 149 vs. UC San Diego, 102 vs. John Carroll, 100 vs. Wis.-Whitewater, 91 vs. Washington [Mo.]).

HITTING PERCENTAGE, MATCH

.659—Ohio Northern (3) vs. UNC Greensboro (0), 11-19-82 (34-7/41).

HITTING PERCENTAGE, TOURNAMENT

(Min. 2 Matches)

.362—Ohio Northern, 1982 (.659 vs. UNC Greensboro, 34-7/41; .298 vs. Sonoma St., 77-21/188).

Won-Lost Records in Tournament Play

Team (Years Participated)	Yrs.	Won	Lost	Pct.	1st	2nd	3rd	4th
Albany (N.Y.) (1982-83-84-86-87-88)	6	2	6	.250	0	0	0	0
Alfred (1999)	1	0	1	.000	0	0	0	0
Allegheny (1987-88-90-91)	4	0	4	.000	0	0	0	0
Allentown (1995)	1	0	1	.000	0	0	0	0
Alma (1984)	1	0	1	.000	0	0	0	0
Amherst (1998-99)	2	2	2	.500	0	0	0	0
Augsburg (1982)	1	0	1	.000	0	0	0	0
Austin (1999)	1	1	1	.500	0	0	0	0
Averett (1999)	1	0	1	.000	0	0	0	0
Baldwin-Wallace (1983-92)	2	2	2	.500	0	0	0	0
Bates (1993)	1	1	1	.500	0	0	0	0

Team (Years Participated)	Yrs.	Won	Lost	Pct.	1st	2nd	3rd	4th
Benedictine (Ill.) (1981-82-83-84-85-86-87-88-89-90-91-92-93)	13	16	14	.533	0	1	1	1
Bethel (Minn.) (1999)	1	0	1	.000	0	0	0	0
Binghamton (1995-97)	2	0	2	.000	0	0	0	0
Bluffton (1994-96-97)	3	0	3	.000	0	0	0	0
Bri'water (Mass.) (1999)	1	0	1	.000	0	0	0	0
Bridgewater (Va.) (1988-89)	2	1	2	.333	0	0	0	0
Brockport St. (1983-89-90-91-92-93-94)	7	4	7	.364	0	0	0	0
Brooklyn (1983-84)	2	2	2	.500	0	0	0	0
Buffalo (1986-87)	2	1	2	.333	0	0	0	0
UC San Diego (1981-82-83-84-85-86-87-88-89-90-91-92-93-94-95-96-97-98-99)	19	54	13	.806	7	5	0	1
Cal Lutheran (1994-95-96-97-98-99)	6	6	6	.500	0	1	0	0
Cal St. Hayward (1998-99)	2	3	2	.600	0	0	0	0
Cal St. San B'dino (1986-87-88-89-90)	5	2	5	.286	0	0	0	0
Cal St. Stanislaus (1981-82)	2	0	2	.000	0	0	0	0
Calvin (1984-85-86-88-89-90-91-92-95-97-98-99)	12	13	14	.481	0	1	0	2
Carleton (1985)	1	0	1	.000	0	0	0	0
Carthage (1990)	1	0	1	.000	0	0	0	0
Central (Iowa) (1995-96-97-98-99)	5	14	3	.824	2	0	1	0
Chapman (1994-95-97)	3	1	3	.250	0	0	0	0
Claremont-M.S. (1985-92-93-97)	4	3	4	.429	0	0	0	0
Coast Guard (1995-96-97)	3	3	3	.500	0	0	0	0
Colby-Sawyer (1999)	1	1	1	.500	0	0	0	0
Colorado Col. (1983-85-86-87-88-89-90-92-98-99)	10	5	10	.333	0	0	0	0
Concordia-M'head (1995-96)	2	0	2	.000	0	0	0	0
Corland St. (1985-86-87-88-89-90-91-92-93-95-96-97-98-99)	14	17	14	.548	0	0	0	0
DePauw (1991-98)	2	0	2	.000	0	0	0	0
Dubuque (1994-95-98)	3	1	3	.250	0	0	0	0
Eastern (1999)	1	0	1	.000	0	0	0	0
Eastern Conn. St. (1982-83-84-85-86-87-89-93-94-95-96-97-98)	13	7	13	.350	0	0	0	0
East. Mennonite (1982-87)	2	1	2	.333	0	0	0	0
Elizabethtown (1986)	1	0	1	.000	0	0	0	0
Elmhurst (1982-83-84-85-86-87-88-92-98)	9	14	7	.667	2	1	0	0
Elmira (1998-99)	2	1	2	.333	0	0	0	0
Emory (1994-96-97-98-99)	5	3	5	.375	0	0	0	0
Frank. & Marsh. (1994-96-97-98-99)	5	2	5	.286	0	0	0	0
Frostburg St. (1999)	1	0	1	.000	0	0	0	0
Gallaudet (1985-96-99)	3	0	3	.000	0	0	0	0
Geneseo St. (1996)	1	0	1	.000	0	0	0	0
Gettysburg (1991-93-94-95-96-97-98-99)	8	7	8	.467	0	0	0	0
Greensboro (1990)	1	0	1	.000	0	0	0	0
Grove City (1981-82-84-85-86)	5	3	5	.375	0	0	0	0
Guilford (1993)	1	0	1	.000	0	0	0	0
Gust. Adolphus (1983-84-85-86)	4	2	4	.333	0	0	0	0
Hope (1987-97-98)	3	2	3	.400	0	0	0	0
Hunter (1999)	1	0	1	.000	0	0	0	0
Illinois Col. (1993)	1	0	1	.000	0	0	0	0
Ill. Wesleyan (1991-97-98)	3	0	3	.000	0	0	0	0
Ithaca (1982-83-84-85-87-93-94-95-96-97-98-99)	12	13	14	.481	0	0	0	2
John Carroll (1993-94-95)	3	5	3	.625	0	0	0	0
Johnson & Whales (1999)	1	0	1	.000	0	0	0	0
Juniata (1981-82-83-84-85-86-87-88-89-90-91-92-93-94-95-96-97-98-99)	19	51	25	.671	0	4	5	6
Kalamazoo (1990-91-93-94-95)	5	1	5	.167	0	0	0	0
Kean (1994-95)	2	0	2	.000	0	0	0	0
Kenyon (1988)	1	0	1	.000	0	0	0	0
La Verne (1982-83-84-85-86-87-88-89-90-91-92-96-97)	13	22	12	.647	1	1	2	0
Lake Forest (1999)	1	1	1	.500	0	0	0	0
Linfield (1998)	1	0	1	.000	0	0	0	0
Lycoming (1997-98)	2	2	2	.500	0	0	0	0
Macalester (1982)	1	0	1	.000	0	0	0	0
Marian (Wis.) (1999)	1	0	1	.000	0	0	0	0
Mary Washington (1990-91)	2	1	2	.333	0	0	0	0
Maryville (Tenn.) (1981-82-93)	3	0	3	.000	0	0	0	0
Menlo (1986-87-89-91-92)	5	6	6	.500	0	0	0	1
Merchant Marine (1999)	1	0	1	.000	0	0	0	0
Messiah (1983-85)	2	0	2	.000	0	0	0	0
Methodist (1986)	1	0	1	.000	0	0	0	0
Middlebury (1998)	1	0	1	.000	0	0	0	0
Millikin (1983-85-95-99)	4	1	4	.200	0	0	0	0
MIT (1982-83-84-86-88-89-90-94-97-98)	10	8	11	.421	0	1	0	1
Moravian (1997-98-99)	3	1	3	.250	0	0	0	0
Mount Holyoke (1982-83-84)	3	0	3	.000	0	0	0	0
Mt. St. Joseph (1998-99)	2	2	2	.500	0	0	0	0
Muskingum (1988-89-92-96-97-98-99)	7	10	7	.588	0	0	1	0
Nazareth (1984-85)	2	0	2	.000	0	0	0	0
UNC Greensboro (1982-83-84)	3	1	3	.250	0	0	0	0
Neb. Wesleyan (1982-89-96-97-98)	5	3	5	.375	0	0	0	0
New York U. (1994-98)	2	1	2	.333	0	0	0	0
Occidental (1981-82-83-84-93-94-95)	7	5	7	.417	0	0	1	0
Ohio Northern (1982-83-84-85-86-87-88-89-90-91-93-94-95-96-97-98)	16	20	16	.556	0	1	0	0
Oswego St. (1994)	1	0	1	.000	0	0	0	0
Pacific Lutheran (1999)	1	1	1	.500	0	0	0	0
Pomona-Pitzer (1987-88-90-93-96-97)	6	2	6	.250	0	0	0	0
Redlands (1993)	1	0	1	.000	0	0	0	0
Richard Stockton (1999)	1	0	1	.000	0	0	0	0

Rochester (1986-88-93-95-97).....	5	3	5	.375	0	0	0	0
Rochester Inst. (1989-90-91-92-93-96-97-98-99).....	9	9	9	.500	0	0	1	0
Rowan (1985).....	1	0	1	.000	0	0	0	0
St. Andrews (1985).....	1	0	1	.000	0	0	0	0
St. Benedict (1986-87-88-89-90-91-92-93-94-97-98).....	11	10	11	.476	0	0	1	0
St. Catherine (1982-83-84).....	3	2	3	.400	0	0	0	0
St. John Fisher (1997-98).....	2	1	2	.333	0	0	0	0
St. Norbert (1993).....	1	1	1	.500	0	0	0	0
St. Olaf (1993-94-95-96-97-98).....	6	9	6	.600	0	0	1	0
St. Thomas (Minn.) (1987-88-89-90-91-92).....	6	5	6	.455	0	0	0	0
Salisbury St. (1998).....	1	0	1	.000	0	0	0	0
Savannah A&D (1996-97-98-99).....	4	2	4	.333	0	0	0	0
Scranton (1999).....	1	1	1	.500	0	0	0	0
Simpson (1990-91-94-97).....	4	3	4	.429	0	0	0	0
Skidmore (1999).....	1	1	1	.500	0	0	0	0
Smith (1981-88).....	2	0	2	.000	0	0	0	0
Sonoma St. (1981-82).....	2	3	2	.600	0	0	1	0
Southwestern (Tex.) (1995-97-98).....	3	1	3	.250	0	0	0	0
Springfield (1995-96-97).....	3	4	3	.571	0	0	0	0
Stony Brook (1990-91-92-93-94).....	5	9	5	.643	0	0	1	0
Thomas More (1991-92-93-94-95-97-99).....	7	5	7	.417	0	0	0	0
Trinity (Tex.) (1992-93-94-95-96-97-98-99).....	8	10	8	.556	0	1	0	0
Tufts (1996).....	1	0	1	.000	0	0	0	0
Upsala (1992).....	2	1	2	.333	0	0	0	0
Wartburg (1997-98).....	1	0	1	.000	0	0	0	0
Wash. & Lee (1999).....	13	44	7	.863	7	1	0	1
Washington (Mo.) (1987-88-89-90-91-92-93-94-95-96-97-98-99).....	4	8	4	.667	0	0	1	0
Wellesley (1991-97-98-99).....	1	1	1	.500	0	0	0	0
Western Conn. St. (1999).....	6	4	6	.400	0	0	0	0
Western Md. (1982-83-84-85-86-89).....	1	0	1	.000	0	0	0	0
Westminster (Mo.) (1999).....	2	0	2	.000	0	0	0	0
Wheaton (Ill.) (1987-89).....	1	2	1	.667	0	0	0	0
Wheaton (Mass.) (1997).....	1	0	1	.000	0	0	0	0
Willamette (1998).....	3	1	3	.250	0	0	0	0
Williams (1994-95-98).....	7	5	7	.417	0	0	0	0
Wis.-Eau Claire (1987-88-89-93-94-96-97).....	8	11	9	.550	0	0	1	1
Wis.-La Crosse (1982-83-84-85-86-92-97-98).....	7	13	9	.591	0	1	0	2
Wis.-Oshkosh (1990-91-93-94-95-96-97).....	3	1	3	.250	0	0	0	0
Wis.-Platteville (1983-92-97).....	4	1	4	.200	0	0	0	0
Wis.-River Falls (1995-96-98-99).....	3	1	3	.250	0	0	0	0
Wis.-Stevens Point (1981-84-85).....	2	1	2	.333	0	0	0	0
Wis.-Stout (1994-98).....	12	15	13	.536	0	0	1	1
Wis.-Whitewater (1986-87-88-89-92-93-94-95-96-97-98-99).....	5	2	5	.286	0	0	0	0
Wittenberg (1993-96-97-98-99).....	1	0	1	.000	0	0	0	0
Wooster (1984).....	1	0	1	.000	0	0	0	0
York (Pa.) (1997).....	1	0	1	.000	0	0	0	0

All-Time Results

1981 First Round: Occidental def. Maryville (Tenn.), 15-2, 15-7, 15-6; Benedictine (Ill.) def. Grove City, 15-4, 15-11, 15-6. **Second Round:** UC San Diego def. Smith, 15-4, 15-3, 15-4; Occidental def. Wis.-Stevens Point, 13-15, 15-3, 11-15, 15-7, 15-10; Benedictine (Ill.) def. Sonoma St., 15-11, 16-18, 15-8, 15-10; Juniata def. Cal St. Stanislaus, 15-12, 15-12, 15-12. **Semifinals:** UC San Diego def. Occidental, 15-7, 15-15, 15-4, 15-3; Juniata def. Benedictine (Ill.), 15-11, 17-15, 11-15, 10-15, 15-13. **Third Place:** Occidental def. Benedictine (Ill.), 15-11, 15-9, 15-9. **Championship:** UC San Diego def. Juniata, 12-15, 15-5, 15-7, 15-17, 15-1.

1982 First Round: Elmhurst def. Benedictine (Ill.), 15-9, 15-8, 4-15, 15-10; Occidental def. Cal St. Stanislaus, 15-11, 9-15, 15-5, 15-13; MIT def. Albany (N.Y.), 15-9, 15-2, 15-10; Ohio Northern def. UNC Greensboro, 15-13, 15-2, 15-3; St. Catherine def. Augsburg, 15-11, 16-14, 15-13; Wis.-La Crosse def. Neb. Wesleyan, 15-4, 15-4, 15-9; Grove City def. Mount Holyoke, 10-15, 15-9, 15-11, 15-3; East. Mennonite def. Maryville (Tenn.), 15-10, 8-15, 15-7, 15-11. **Second Round:** La Verne def. Elmhurst, 15-12, 15-11, 15-3; Occidental def. Eastern Conn. St., 15-4, 8-15, 15-7, 15-10; La Verne def. Occidental, 15-4, 15-13, 15-1; MIT def. Western Md., 15-8, 15-7, 15-11; Sonoma St. def. Ohio Northern, 15-12, 9-15, 15-7, 14-16, 15-6; Sonoma St. def. MIT, 15-5, 6-15, 15-5, 15-9; UC San Diego def. St. Catherine, 15-4, 15-7, 15-10;

Wis.-La Crosse def. Ithaca, 15-9, 16-14, 15-2; UC San Diego def. Wis.-La Crosse, 15-9, 15-6, 15-9; Grove City def. Macalester, 15-7, 15-12, 15-11; Juniata def. East. Mennonite, 15-2, 15-13, 15-11; Juniata def. Grove City, 11-15, 15-8, 15-9, 10-15, 15-7. **Semifinals:** La Verne def. Sonoma St., 15-6, 10-15, 15-12, 15-10; UC San Diego def. Juniata, 15-3, 15-3, 15-6. **Third Place:** Sonoma St. def. Juniata, 15-8, 15-6, 10-15, 13-15, 15-7. **Championship:** La Verne def. UC San Diego, 12-15, 16-14, 15-8, 15-9.

1983 First Round: Western Md. def. UNC Greensboro, 13-15, 17-15, 16-14, 15-8; Brooklyn def. Messiah, 15-11, 15-10, 15-10; Brockport St. def. Albany (N.Y.), 12-15, 15-1, 15-8, 6-15, 15-12; Eastern Conn. St. def. Mount Holyoke, 15-6, 16-14, 15-6; La Verne def. Colorado Col., 17-15, 15-8, 15-10; Baldwin-Wallace def. Millikin, 12-15, 15-5, 15-13, 15-11; Wis.-La Crosse def. Wis.-Platteville, 15-7, 15-2, 15-5; Benedictine (Ill.) def. Gust. Adolphus, 15-13, 15-5, 15-10. **Second Round:** UC San Diego def. Western Md., 15-7, 15-8, 15-3; Juniata def. Brooklyn, 15-4, 15-10, 13-15, 15-3; UC San Diego def. Juniata, 15-4, 15-4, 15-2; Ithaca def. Brockport St., 2-15, 15-13, 15-3, 15-1; MIT def. Eastern Conn. St., 15-6, 15-9, 15-9; MIT def. Ithaca, 12-15, 15-9, 15-8, 15-8; La Verne def. Occidental, 15-9, 15-10, 15-7; Ohio Northern def. Baldwin-Wallace, 6-15, 15-12, 12-15, 15-12, 15-11; La Verne def. Ohio Northern, 15-11, 15-4, 15-13; Wis.-La Crosse def. St. Catherine, 15-12, 13-15, 15-12, 15-12; Elmhurst def. Benedictine (Ill.), 15-7, 13-15, 15-3, 15-13; Elmhurst def. Wis.-La Crosse, 15-9, 15-13, 12-15, 16-14. **Semifinals:** UC San Diego def. MIT,

15-1, 15-7, 16-18, 15-4; Elmhurst def. La Verne, 5-15, 15-2, 15-9, 15-10. **Third Place:** La Verne def. MIT, 15-7, 15-5, 11-15, 15-5. **Championship:** Elmhurst def. UC San Diego, 15-10, 15-11, 9-15, 15-13.

1984 First Round: Grove City def. Wooster, 4-15, 15-7, 15-9, 15-8; Juniata def. Grove City, 10-15, 15-6, 15-3, 15-5; Eastern Conn. St. def. Mount Holyoke, 15-6, 15-5, 15-8; MIT def. Eastern Conn. St., 15-9, 17-15, 15-4; Calvin def. Alma, 15-9, 15-10, 15-9; Calvin def. Ohio Northern, 7-15, 15-11, 15-17, 15-12, 16-14; Brooklyn def. Western Md., 13-15, 15-9, 15-11, 15-10; UNC Greensboro def. Brooklyn, 4-15, 16-14, 15-9, 15-10; Wis.-Stevens Point def. Occidental, 12-15, 15-5, 15-10, 15-8; La Verne def. Wis.-Stevens Point, 15-6, 15-11, 15-5; Albany (N.Y.) def. Nazareth, 15-13, 15-8, 9-15, 15-5; Ithaca def. Albany (N.Y.), 15-13, 15-5, 15-9; Elmhurst def. Benedictine (Ill.), 15-11, 6-15, 15-13, 15-8; UC San Diego def. Elmhurst, 15-4, 15-6, 15-10; St. Catherine def. Wis.-La Crosse, 16-14, 9-15, 15-13, 15-7; Gust. Adolphus def. St. Catherine, 15-9, 17-15, 9-15, 11-15, 15-7. **Second Round:** MIT def. Juniata, 15-8, 15-8, 5-15, 12-15, 15-11; Calvin def. UNC Greensboro, 15-6, 15-17, 16-14, 15-8; La Verne def. Ithaca, 15-3, 15-4, 17-15; UC San Diego def. Gust. Adolphus, 15-6, 15-7, 15-3. **Semifinals:** MIT def. Calvin, 15-13, 15-10, 13-15, 15-10; UC San Diego def. La Verne, 15-11, 9-15, 15-10, 15-12. **Third Place:** La Verne def. Calvin, 15-8, 15-5, 15-6. **Championship:** UC San Diego def. MIT, 15-7, 15-12, 15-9.

1985 First Round: Cortland St. def. Ithaca, 2-15, 15-5, 15-9, 15-9; Cortland St. def. Nazareth, 15-9, 15-11,

15-8; Juniata def. Messiah, 15-3, 15-4, 15-6; Juniata def. Grove City, 15-9, 15-10, 9-15, 15-10; Calvin def. Wis.-Stevens Point, 15-13, 14-16, 14-16, 15-12, 15-6; Elmhurst def. Calvin, 15-11, 15-6, 16-14; Ohio Northern def. Millikin, 15-7, 15-12, 8-15, 5-15, 15-9; Benedictine (Ill.) def. Ohio Northern, 15-2, 15-11, 15-2; Wis.-La Crosse def. Carleton, 13-15, 16-14, 15-12, 15-4; Wis.-La Crosse def. Gust. Adolphus, 15-11, 15-9, 4-15, 15-13; Western Md. def. Rowan, 15-8, 15-9, 15-11; Western Md. def. Gallaudet, 6-15, 15-9, 15-10, 15-12; La Verne def. Claremont-MS, 15-9, 15-7, 15-8; La Verne def. UC San Diego, 15-5, 16-14, 15-11; Eastern Conn. St. def. St. Andrews, 11-15, 15-13, 15-2, 15-12; Colorado Col. def. Eastern Conn. St., 15-1, 15-3, 4-15, 15-9. **Second Round:** Juniata def. Cortland St., 16-14, 15-6, 7-15, 15-11; Elmhurst def. Benedictine (Ill.), 15-10, 18-16, 11-15, 15-9; Wis.-La Crosse def. Western Md., 15-5, 15-7, 15-6; La Verne def. Colorado Col., 15-9, 15-8, 15-9. **Semifinals:** Elmhurst def. Juniata, 15-9, 15-10, 15-11; La Verne def. Wis.-La Crosse, 11-15, 15-8, 15-9, 15-8. **Third Place:** Juniata def. Wis.-La Crosse, 16-14, 15-5, 15-7. **Championship:** Elmhurst def. La Verne, 15-9, 15-11, 15-8.

1986 First Round: La Verne def. Cal St. San B'dino, 12-15, 15-5, 15-6, 15-4; Colorado Col. def. Methodist, 15-6, 15-8, 15-11; UC San Diego def. La Verne, 15-3, 15-11, 11-15, 15-11, 15-11; Menlo def. Colorado Col., 8-15, 15-9, 3-15, 15-4, 16-14; Eastern Conn. St. def. Elizabethtown, 15-17, 15-7, 15-5, 10-15, 15-9; Cortland St. def. Grove City, 10-15, 11-15, 15-10, 15-10, 15-6; Albany (N.Y.) def. Eastern Conn. St., 15-6, 15-13, 14-16, 15-9; Juniata def. Cortland St., 15-4, 15-7, 15-7; Benedictine (Ill.) def. Wis.-Whitewater, 14-16, 15-11, 15-6, 15-5; Gust. Adolphus def. St. Benedict, 15-10, 15-4, 15-6; Wis.-La Crosse def. Benedictine (Ill.), 15-11, 15-5, 14-16, 15-7; Elmhurst def. Gust. Adolphus, 15-10, 15-7, 16-14; MIT def. Rochester, 15-9, 14-16, 14-16, 15-7, 15-9; Buffalo def. Western Md., 15-9, 4-15, 15-6, 15-6; Ohio Northern def. MIT, 15-5, 15-6, 15-13; Calvin def. Buffalo, 15-4, 15-11, 15-13. **Second Round:** UC San Diego def. Menlo, 8-15, 15-13, 15-8, 15-7; Juniata def. Albany (N.Y.), 15-13, 15-12, 15-6; Wis.-La Crosse def. Elmhurst, 5-15, 15-10, 6-15, 15-12, 15-9; Calvin def. Ohio Northern, 6-15, 15-8, 15-6, 15-7. **Semifinals:** UC San Diego def. Juniata, 15-10, 16-14, 15-1; Calvin def. Wis.-La Crosse, 15-10, 15-9, 7-15, 15-11. **Third Place:** Wis.-La Crosse def. Juniata, 12-15, 15-12, 15-4, 15-11. **Championship:** UC San Diego def. Calvin, 15-4, 10-15, 3-15, 15-3, 15-5.

1987 First Round: Menlo def. Pomona-Pitzer, 15-10, 6-15, 12-15, 15-11, 15-4; Cal St. San B'dino def. La Verne, 6-15, 15-3, 18-16, 15-9; UC San Diego def. Menlo, 15-11, 15-12, 15-3; Cal St. San B'dino def. Colorado Col., 14-16, 15-3, 15-8, 8-15, 15-8; Hope def. Buffalo, 15-5, 12-15, 15-3, 15-11; Ohio Northern def. Allegheny, 15-13, 15-3, 14-16, 15-9; Benedictine (Ill.) def. Hope, 8-15, 15-8, 15-11, 12-15, 15-12; Washington (Mo.) def. Ohio Northern, 7-15, 15-12, 6-15, 16-14, 15-7; Wis.-Whitewater def. St. Thomas (Minn.), 15-8, 18-16, 9-15, 15-7; St. Benedict def. Wheaton (Ill.), 15-10, 6-15, 7-15, 16-14, 15-10; Wis.-Whitewater def. Wis.-Eau Claire, 15-8, 9-15, 15-6, 9-15, 15-8; Elmhurst def. St. Benedict, 15-10, 15-8, 13-15, 15-10; Cortland St. def. Ithaca, 16-14, 7-15, 15-10, 15-10; Eastern Conn. St. def. East Mennonite, 10-15, 11-15, 15-8, 15-6, 15-9; Cortland St. def. Albany (N.Y.), 15-10, 6-15, 15-7, 15-12; Juniata def. Eastern Conn. St., 15-10, 15-6, 15-9. **Second Round:** UC San Diego def. Cal St. San B'dino, 15-7, 15-11, 15-11; Benedictine (Ill.) def. Washington (Mo.), 15-10, 15-4, 15-6; Elmhurst def. Wis.-Whitewater, 14-16, 15-5, 15-2, 15-4; Juniata def. Cortland St., 15-1, 12-15, 15-10, 15-4. **Semifinals:** UC San Diego def. Benedictine (Ill.), 15-17, 15-13, 15-11, 15-9; Elmhurst def. Juniata, 13-15, 15-4, 15-9, 15-2. **Third Place:** Benedictine (Ill.) def. Juniata, 14-16, 8-15, 15-11, 15-10, 15-4. **Championship:** UC San Diego def. Elmhurst, 16-14, 16-14, 15-10.

1988 First Round: Pomona-Pitzer def. MIT, 15-1, 15-4, 15-13; La Verne def. Cal St. San B'dino, 15-5, 15-8, 14-16, 15-13; UC San Diego def. Pomona-Pitzer, 15-6, 15-3, 15-9; La Verne def. Colorado Col., 6-15, 15-2, 12-15, 15-13, 15-12; Juniata def. Smith, 15-8, 15-8, 15-8; Cortland St. def. Rochester, 15-5, 17-15, 16-18,

15-7; Juniata def. Allegheny, 15-11, 15-3, 15-7; Cortland St. def. Albany (N.Y.), 10-15, 15-8, 15-6, 15-10; Ohio Northern def. Calvin, 15-8, 15-13, 11-15, 12-15, 15-5; Muskingum def. Bridgewater (Va.), 15-7, 16-14, 15-0; Ohio Northern def. Kenyon, 15-6, 5-15, 15-13, 9-15, 15-11; Benedictine (Ill.) def. Muskingum, 15-7, 15-8, 15-7; St. Benedict def. Wis.-Eau Claire, 15-4, 15-8, 16-14; St. Thomas (Minn.) def. Elmhurst, 4-15, 15-13, 15-10, 15-5; Washington (Mo.) def. St. Benedict, 8-15, 14-16, 15-12, 15-9, 15-11; Wis.-Whitewater def. St. Thomas (Minn.), 15-10, 15-9, 7-15, 16-18, 15-12. **Quarterfinals:** UC San Diego def. La Verne, 15-0, 15-5, 12-15, 15-6; Juniata def. Cortland St., 13-15, 15-1, 15-3, 15-11; Benedictine (Ill.) def. Ohio Northern, 15-5, 15-5, 3-15, 15-0; Wis.-Whitewater def. Washington (Mo.), 15-11, 15-11, 14-16, 6-15, 15-10. **Semifinals:** UC San Diego def. Juniata, 12-15, 13-15, 15-7, 15-7, 15-5; Benedictine (Ill.) def. Wis.-Whitewater, 17-15, 4-15, 15-8, 15-10. **Third Place:** Juniata def. Wis.-Whitewater, 15-13, 12-15, 5-15, 15-8, 18-16. **Championship:** UC San Diego def. Benedictine (Ill.), 14-16, 15-6, 6-15, 15-10, 15-2.

1989 First Round: Menlo def. Cal St. San B'dino, 15-6, 15-9, 15-10; Colorado Col. def. Eastern Conn. St., 15-8, 15-5, 15-10; Menlo def. UC San Diego, 15-6, 15-6, 10-15, 7-15, 15-11; La Verne def. Colorado Col., 6-15, 15-13, 2-15, 15-13, 15-8; Muskingum def. Wheaton (Ill.), 15-5, 15-10, 15-4; Calvin def. MIT, 15-6, 15-8, 15-7; Muskingum def. Benedictine (Ill.), 9-15, 17-15, 15-10, 3-15, 15-10; Ohio Northern def. Calvin, 15-4, 8-15, 15-7, 15-12; Wis.-Whitewater def. St. Thomas (Minn.), 15-6, 15-13, 4-15, 10-15, 15-10; Wis.-Eau Claire def. Neb. Wesleyan, 15-9, 15-5, 15-10; St. Benedict def. Wis.-Whitewater, 12-15, 16-14, 15-2, 7-15, 15-10; Washington (Mo.) def. Wis.-Eau Claire, 7-15, 15-8, 15-13, 15-3; Western Md. def. Brockport St., 13-15, 13-15, 15-1, 15-4, 15-4; Bridgewater (Va.) def. Rochester Inst., 15-3, 9-15, 15-11, 15-4; Cortland St. def. Western Md., 16-14, 10-15, 15-11, 15-13; Juniata def. Bridgewater (Va.), 15-7, 15-12, 11-15, 15-7. **Quarterfinals:** Menlo def. La Verne, 15-10, 15-12, 15-6; Ohio Northern def. Muskingum, 15-6, 15-4, 15-8; Washington (Mo.) def. St. Benedict, 15-12, 15-10, 15-9; Juniata def. Cortland St., 15-12, 15-6, 15-8. **Semifinals:** Ohio Northern def. Menlo, 15-9, 15-11, 6-15, 15-12; Washington (Mo.) def. Juniata, 15-10, 15-5, 15-13. **Third Place:** Juniata def. Menlo, 15-12, 15-8, 13-15, 15-6. **Championship:** Washington (Mo.) def. Ohio Northern, 15-10, 15-9, 15-11.

1990 First Round: Calvin def. Allegheny, 13-15, 15-7, 15-6, 16-14; Ohio Northern def. MIT, 15-4, 15-5, 15-12; Washington (Mo.) def. Calvin, 15-11, 15-13, 15-7; Kalamazoo def. Ohio Northern, 16-14, 15-8, 15-12; Cortland St. def. Mary Washington, 15-2, 15-10, 15-12; Brockport St. def. Rochester Inst., 15-10, 16-18, 15-8, 5-15, 15-11; Juniata def. Cortland St., 18-16, 15-6, 15-13; Stony Brook def. Brockport St., 11-15, 15-9, 18-16, 15-6; Wis.-Oshkosh def. Carthage, 13-15, 15-11, 3-15, 16-14, 15-11; Simpson def. Benedictine (Ill.), 15-3, 8-15, 15-8, 15-8; St. Thomas (Minn.) def. Wis.-Oshkosh, 8-15, 15-6, 15-13, 16-14; St. Benedict def. Simpson, 6-15, 15-6, 15-8, 15-7; La Verne def. Cal St. San B'dino, 8-15, 15-9, 15-13, 15-13; Colorado Col. def. Greensboro, 15-3, 15-7, 15-13; Pomona-Pitzer def. La Verne, 15-5, 11-15, 15-7, 6-15, 15-10; UC San Diego def. Colorado Col., 15-12, 15-7, 15-13. **Quarterfinals:** Washington (Mo.) def. Kalamazoo, 15-1, 15-8, 15-5; Juniata def. Stony Brook, 15-9, 15-8, 11-15, 15-12; St. Benedict def. St. Thomas (Minn.), 15-13, 15-9, 5-15, 15-4; UC San Diego def. Pomona-Pitzer, 15-6, 15-6, 15-12. **Semifinals:** Washington (Mo.) def. Juniata, 15-4, 15-12, 14-16, 15-5; UC San Diego def. St. Benedict, 15-6, 15-6, 15-9. **Third Place:** St. Benedict def. Juniata, 15-3, 15-11, 15-8. **Championship:** UC San Diego def. Washington (Mo.), 15-4, 13-15, 9-15, 15-8, 15-6.

1991 Regionals: Cortland St. def. Brockport St., 15-8, 15-7, 15-12; Stony Brook def. Wellesley, 10-15, 15-12, 15-13, 15-5; UC San Diego def. Cortland St., 15-7, 15-7, 15-13; Stony Brook def. Rochester Inst., 15-8, 8-15, 15-1, 7-15, 15-12; Ohio Northern def. Gettysburg, 15-11, 15-9, 15-5; Mary Washington def. Allegheny, 15-5, 15-11, 15-8; Juniata def. Ohio

Northern, 15-8, 15-9, 15-12; St. Benedict def. Mary Washington, 15-7, 15-5, 16-14; Benedictine (Ill.) def. Ill. Wesleyan, 17-16, 15-9, 17-16; Wis.-Oshkosh def. Calvin, 15-9, 15-9, 15-13; Benedictine (Ill.) def. La Verne, 15-8, 15-12, 5-15, 15-7; Wis.-Oshkosh def. Kalamazoo, 8-15, 16-14, 15-11, 9-15, 16-14; St. Thomas (Minn.) def. Menlo, 11-15, 15-9, 8-15, 15-6, 19-17; Simpson def. DePauw, 14-16, 15-8, 15-9, 9-15, 15-10; St. Thomas (Minn.) def. Thomas More, 15-7, 15-7, 10-15, 15-13; Washington (Mo.) def. Simpson, 15-3, 15-8, 15-7. **Quarterfinals:** UC San Diego def. Stony Brook, 15-10, 15-2, 15-9; Juniata def. St. Benedict, 14-16, 15-11, 15-6, 15-7; Wis.-Oshkosh def. Benedictine (Ill.), 15-11, 15-10, 12-15, 15-6; Washington (Mo.) def. St. Thomas (Minn.), 15-6, 15-8, 15-7. **Semifinals:** UC San Diego def. Juniata, 15-6, 15-7, 15-7; Washington (Mo.) def. Wis.-Oshkosh, 15-17, 15-12, 15-1, 15-7. **Third Place:** Juniata def. Wis.-Oshkosh, 15-4, 15-5, 13-15, 15-10. **Championship:** Washington (Mo.) def. UC San Diego, 14-16, 15-6, 9-15, 15-13, 15-8.

1992 Regionals: Wis.-La Crosse def. Wis.-Whitewater, 8-15, 15-9, 15-12, 11-15, 15-9; Wis.-Platteville def. St. Benedict, 15-5, 15-12, 11-15, 15-11; Washington (Mo.) def. Wis.-La Crosse, 15-6, 11-15, 15-2, 15-1; St. Thomas (Minn.) def. Wis.-Platteville, 15-11, 8-15, 15-9, 9-15, 23-21; Baldwin-Wallace def. Muskingum, 15-6, 3-15, 15-12, 15-10; Benedictine (Ill.) def. Elmhurst, 15-13, 6-15, 15-7, 15-7; Calvin def. Baldwin-Wallace, 15-10, 15-2, 15-2; Thomas More def. Benedictine (Ill.), 15-4, 15-8, 15-10; La Verne def. Claremont-MS, 9-15, 15-2, 15-9, 7-15, 15-7; Trinity (Tex.) def. Colorado Col., 16-14, 15-11, 14-16, 14-16, 15-12; UC San Diego def. La Verne, 15-13, 3-15, 15-8, 15-7; Menlo def. Trinity (Tex.), 15-4, 2-15, 15-12, 15-10; Rochester Inst. def. Cortland St., 15-4, 15-10, 15-9; Brockport St. def. Upsala, 15-6, 17-15, 7-15, 15-4; Stony Brook def. Rochester Inst., 15-5, 13-15, 15-9, 15-3; Juniata def. Brockport St., 15-12, 15-12, 15-4. **Quarterfinals:** Washington (Mo.) def. St. Thomas (Minn.), 15-8, 7-15, 15-11, 15-8; Calvin def. Thomas More, 16-14, 15-12, 8-15, 15-12; UC San Diego def. Menlo, 15-8, 15-13, 15-3; Stony Brook def. Juniata, 15-4, 15-2, 15-13. **Semifinals:** Washington (Mo.) def. Calvin, 15-9, 15-8, 13-15, 15-5; UC San Diego def. Stony Brook, 15-13, 15-3, 6-15, 9-15, 15-12. **Third Place:** Stony Brook def. Calvin, 11-15, 15-11, 9-15, 15-6, 15-8. **Championship:** Washington (Mo.) def. UC San Diego, 15-11, 15-9, 15-6.

1993 First Round: Washington (Mo.) def. Illinois Col., 15-11, 15-9, 15-10; Wis.-Eau Claire def. Wis.-Oshkosh, 9-15, 1-15, 15-9, 15-10, 15-7; Benedictine (Ill.) def. Kalamazoo, 8-15, 15-3, 15-13, 15-10; St. Norbert def. Wis.-Whitewater, 8-15, 15-11, 7-15, 15-12, 15-13; Rochester def. Ithaca, 15-8, 15-5, 15-10; Stony Brook def. Cortland St., 15-5, 10-15, 13-15, 15-7, 15-11; Bates def. Eastern Conn. St., 15-5, 14-16, 15-12, 15-5; Rochester Inst. def. Brockport St., 9-15, 15-10, 15-9, 13-15, 19-17; Juniata def. Gettysburg, 15-7, 15-6, 15-5; John Carroll def. Guilford, 15-4, 15-5, 15-6; Ohio Northern def. Wittenberg, 15-11, 4-15, 10-15, 15-13, 15-6; Thomas More def. Maryville (Tenn.), 15-3, 15-6, 15-5; Claremont-MS def. Redlands, 15-6, 15-9, 2-15, 15-12; Trinity (Tex.) def. Occidental, 15-8, 15-4, 15-3; St. Benedict def. St. Olaf, 12-15, 9-15, 15-12, 15-11, 15-9; UC San Diego def. Pomona-Pitzer, 15-4, 15-8, 16-14. **Regionals:** Washington (Mo.) def. Wis.-Eau Claire, 15-3, 15-10, 11-15, 17-15; Benedictine (Ill.) def. St. Norbert, 4-15, 18-16, 15-12, 15-7; Washington (Mo.) def. Benedictine (Ill.), 15-4, 15-6, 15-9; Rochester def. Stony Brook, 15-11, 15-11, 9-15, 13-15, 15-7; Rochester Inst. def. Bates, 15-6, 15-8, 15-5; Rochester Inst. def. Rochester, 15-13, 15-4, 10-15, 16-14; Juniata def. John Carroll, 15-8, 15-5, 15-13; Thomas More def. Ohio Northern, 13-15, 15-4, 15-13, 15-12; Juniata def. Thomas More, 15-13, 15-2, 15-7; Claremont-MS def. Trinity (Tex.), 14-16, 15-11, 9-15, 15-10, 15-13; UC San Diego def. St. Benedict, 15-11, 15-11, 15-3; UC San Diego def. Claremont-MS, 15-6, 8-15, 15-9, 15-6. **Semifinals:** Washington (Mo.) def. Rochester Inst., 15-7, 12-15, 15-7, 15-7; Juniata def. UC San Diego, 7-15, 15-9, 15-11, 15-9. **Third Place:** Rochester Inst. def. UC San Diego, 15-3, 15-9, 6-15, 13-15, 15-8. **Championship:** Washington (Mo.) def. Juniata, 15-9, 15-11, 15-11.

1994 Regionals: Washington (Mo.) def. Emory, 15-7, 15-4, 15-3; Trinity (Tex.) def. Thomas More, 9-15, 15-11, 3-15, 15-6, 15-8; Washington (Mo.) def. Trinity (Tex.), 15-3, 15-10, 15-6; Cal Lutheran def. Occidental, 5-15, 15-9, 14-16, 15-9, 15-9; UC San Diego def. Chapman, 15-1, 15-5, 15-6; UC San Diego def. Cal Lutheran, 15-6, 11-15, 15-10, 15-5; Stony Brook def. Williams, 15-12, 15-9, 15-2; Eastern Conn. St. def. MIT, 15-7, 15-11, 2-15, 15-11; Stony Brook def. Eastern Conn. St., 15-12, 15-6, 15-4; Brockport St. def. Oswego St., 15-8, 13-15, 15-5, 15-12; Ithaca def. New York U., 15-7, 15-11, 15-1; Ithaca def. Brockport St., 15-12, 15-6, 15-6; Juniata def. Kean, 15-2, 15-3, 15-3; Gettysburg def. Frank & Marsh., 7-15, 15-7, 15-7, 15-11; Juniata def. Gettysburg, 15-2, 15-9, 15-8; John Carroll def. Bluffton, 11-15, 15-9, 19-17, 15-8; Ohio Northern def. Kalamazoo, 4-15, 15-8, 13-15, 15-13, 15-10; John Carroll def. Ohio Northern, 16-14, 17-15, 15-12; Wis.-Oshkosh def. Wis.-Stout, 15-9, 14-16, 15-13, 15-9; Wis.-Eau Claire def. Wis.-Whitewater, 14-16, 15-3, 15-5, 4-15, 15-12; Wis.-Oshkosh def. Wis.-Eau Claire, 16-14, 15-10, 15-6; St. Benedict def. Simpson, 15-10, 5-15, 15-7, 9-15, 16-14; St. Olaf def. Dubuque, 15-8, 15-9, 17-15; St. Olaf def. St. Benedict, 15-6, 15-5, 15-5. **Quarterfinals:** Washington (Mo.) def. UC San Diego, 15-6, 15-6, 11-15, 15-12; Ithaca def. Stony Brook, 15-11, 15-8, 15-8; Juniata def. John Carroll, 15-7, 15-12, 15-6; Wis.-Oshkosh def. St. Olaf, 6-15, 10-15, 15-6, 15-8, 15-13. **Semifinals:** Washington (Mo.) def. Ithaca, 15-3, 15-7, 15-7; Wis.-Oshkosh def. Juniata, 6-15, 11-15, 15-7, 15-7, 15-11. **Third Place:** Juniata def. Ithaca, 15-12, 15-3, 15-11. **Championship:** Washington (Mo.) def. Wis.-Oshkosh, 15-10, 15-4, 15-9.

1995 Regionals: Juniata def. Allentown, 15-6, 15-2, 16-14; Gettysburg def. Kean, 15-8, 15-13, 8-15, 15-6; Juniata def. Gettysburg, 15-11, 15-8, 15-8; Trinity (Tex.) def. Thomas More, 15-12, 11-15, 15-10, 15-8; Washington (Mo.) def. Southwestern (Tex.), 15-2, 15-6, 15-5; Washington (Mo.) def. Trinity (Tex.), 15-11, 15-10, 15-9; Springfield def. Williams, 15-7, 15-4, 15-10; Coast Guard def. Eastern Conn. St., 15-12, 11-15, 15-2, 15-13; Springfield def. Coast Guard, 15-6, 11-15, 15-10, 15-8; Rochester def. Cortland St., 17-15, 6-15, 15-7, 15-7; Ithaca def. Binghamton, 15-5, 16-14, 15-9; Ithaca def. Rochester, 15-5, 15-9, 15-6; Cal Lutheran def. Chapman, 15-8, 15-7, 13-15, 15-7; UC San Diego def. Occidental, 15-9, 15-11, 15-6; Cal Lutheran def. UC San Diego, 16-14, 18-16, 10-15, 15-6; Ohio Northern def. Calvin, 15-10, 12-15, 6-15, 15-9, 15-9; John Carroll def. Kalamazoo, 15-7, 8-15, 13-15, 15-7, 15-7; John Carroll def. Ohio Northern, 17-15, 13-15, 4-15, 15-13, 15-13; Dubuque def. Concordia-M'head, 15-9, 15-9, 10-15, 15-8; St. Olaf def. Central (Iowa), 15-7, 13-15, 15-12, 15-8; St. Olaf def. Dubuque, 15-7, 15-6, 13-15, 12-15, 18-16; Wis.-Oshkosh def. Wis.-River Falls, 15-8, 15-9, 5-15, 13-15, 15-11; Wis.-Whitewater def. Millikin, 15-7, 10-15, 15-3, 15-4; Wis.-Whitewater def. Wis.-Oshkosh, 15-11, 11-15, 15-12, 15-11. **Quarterfinals:** Washington (Mo.) def. Juniata, 15-8, 7-15, 15-13, 15-2; Ithaca def. Springfield, 12-15, 7-15, 15-7, 15-8, 15-11; Cal Lutheran def. John Carroll, 11-15, 15-8, 15-4, 15-11; Wis.-Whitewater def. St. Olaf, 15-9, 5-15, 15-3, 15-6. **Semifinals:** Washington (Mo.) def. Ithaca, 15-5, 16-14, 15-11; Cal Lutheran def. Wis.-Whitewater, 10-15, 6-15, 15-7, 15-11, 15-13. **Third Place:** Wis.-Whitewater def. Ithaca, 18-16, 15-9, 15-12. **Championship:** Washington (Mo.) def. Cal Lutheran, 15-6, 17-19, 13-15, 15-11, 15-11.

1996 Regionals: Juniata def. Gallaudet, 15-4, 15-11, 16-14; Gettysburg def. Frank & Marsh., 15-11, 15-9, 15-4; Juniata def. Gettysburg, 15-12, 15-8, 15-7; Springfield def. Eastern Conn. St., 15-11, 15-2, 15-12; Coast Guard def. Tufts, 15-12, 15-3, 15-2; Springfield def. Coast Guard, 15-11, 15-1, 16-14; Ohio Northern def. Muskingum, 6-15, 15-10, 15-8, 15-3; Wittenberg def. Bluffton, 8-15, 16-14, 15-9, 9-15, 15-11; Ohio Northern def. Wittenberg, 15-4, 15-11, 15-9; Wis.-Whitewater def. Wis.-Eau Claire, 15-8, 15-2, 11-15, 15-5; Wis.-Oshkosh def. Wis.-River Falls, 9-15, 15-12, 15-2, 16-14; Wis.-Oshkosh def. Wis.-Whitewater, 12-15, 15-12, 15-12, 15-13; Cal Lutheran def. Pomona-Pitzer, 11-15, 15-8, 12-15, 15-11, 15-11; UC San Diego def. La Verne, 15-5, 15-8, 15-10; UC San Diego def. Cal Lutheran, 15-6, 15-11, 16-14; St. Olaf def.

Concordia-M'head, 14-16, 15-8, 15-8, 15-2; Neb. Wesleyan def. Central (Iowa), 15-6, 15-10, 15-13; St. Olaf def. Neb. Wesleyan, 3-15, 15-7, 18-16, 15-3; Cortland St. def. Geneseo St., 15-13, 15-8, 15-8; Rochester Inst. def. Ithaca, 15-12, 15-12, 15-8; Cortland St. def. Rochester Inst., 15-11, 15-6, 15-10; Emory def. Trinity (Tex.), 15-11, 8-15, 15-3, 4-15, 15-5; Washington (Mo.) def. Savannah A&D, 15-5, 15-8, 15-11; Washington (Mo.) def. Emory, 15-5, 15-7, 15-4. **Quarterfinals:** Juniata def. Springfield, 16-14, 15-3, 15-5; Wis.-Oshkosh def. Ohio Northern, 15-1, 15-8, 15-10; St. Olaf def. UC San Diego, 12-15, 15-11, 15-11, 15-1; Washington (Mo.) def. Cortland St., 15-1, 15-3, 15-8. **Semifinals:** Juniata def. Wis.-Oshkosh, 11-15, 15-7, 15-17, 15-1, 15-13; Washington (Mo.) def. St. Olaf, 9-15, 15-9, 18-16, 15-5. **Third Place:** St. Olaf def. Wis.-Oshkosh, 15-9, 15-10, 13-15, 15-10. **Championship:** Washington (Mo.) def. Juniata, 15-8, 15-9, 15-7.

1997 Regionals: Frank & Marsh. def. York (Pa.), 10-15, 15-3, 15-8, 15-13; Lycoming def. Moravian, 15-13, 15-13, 12-15, 15-10; Juniata def. Frank & Marsh., 15-12, 15-7, 15-10; Gettysburg def. Lycoming, 14-16, 15-12, 15-6, 15-6; Juniata def. Gettysburg, 15-4, 11-15, 15-10, 15-12; Rochester Inst. def. Binghamton, 15-10, 15-6, 9-15, 15-6; St. John Fisher def. Rochester, 16-14, 15-8, 16-14; Cortland St. def. Rochester Inst., 15-10, 16-4, 15-8; Ithaca def. St. John Fisher, 15-9, 15-7, 15-6; Cortland St. def. Ithaca, 11-15, 15-7, 7-15, 15-12, 15-11; Coast Guard def. Eastern Conn. St., 9-15, 15-0, 16-14, 6-15, 15-13; Wheaton (Mass.) def. MIT, 15-12, 6-15, 13-13, 15-13; Wellesley def. Coast Guard, 15-9, 7-15, 15-7, 15-13; Wheaton (Mass.) def. Springfield, 15-10, 15-13, 15-9; Wellesley def. Wheaton (Mass.), 15-7, 15-10, 15-11; Thomas More def. Savannah A&D, 15-3, 15-8, 15-3; Trinity (Tex.) def. Southwestern (Tex.), 12-15, 15-6, 15-10, 17-15; Emory def. Thomas More, 15-9, 13-15, 15-11, 16-14; Washington (Mo.) def. Trinity (Tex.), 13-15, 15-10, 15-7, 15-13; Washington (Mo.) def. Emory, 15-9, 15-10, 15-9; Calvin def. Muskingum, 15-9, 15-8, 16-14; Ohio Northern def. Bluffton, 15-4, 15-12, 15-12; Calvin def. Wittenberg, 13-15, 5-15, 15-13, 15-10, 15-10; Ohio Northern def. Hope, 13-15, 11-15, 15-8, 15-6, 16-14; Ohio Northern def. Calvin, 15-6, 18-16, 15-7; Simpson def. Neb. Wesleyan, 15-12, 11-15, 15-8, 8-15, 15-13; Wartburg def. St. Olaf, 13-15, 15-7, 15-9, 15-12; Central (Iowa) def. Simpson, 16-14, 16-14, 15-10; St. Benedict def. Wartburg, 15-11, 6-15, 15-11, 15-11; Central (Iowa) def. St. Benedict, 15-10, 15-7, 15-7; Wis.-Oshkosh def. Wis.-Platteville, 15-11, 10-15, 14-16, 15-6, 15-13; Wis.-Eau Claire def. Ill. Wesleyan, 18-16, 15-6, 15-10; Wis.-Whitewater def. Wis.-Oshkosh, 15-11, 15-13, 15-7; Wis.-Eau Claire def. Wis.-La Crosse, 15-13, 15-11, 18-16; Wis.-Whitewater def. Wis.-Eau Claire, 15-5, 15-10, 4-15, 15-2; Chapman def. Cal Lutheran, 15-9, 15-4, 15-9; Claremont-MS def. Pomona-Pitzer, 15-3, 15-10, 15-13; La Verne def. Chapman, 6-15, 15-12, 8-15, 15-4, 16-14; UC San Diego def. Claremont-MS, 15-4, 15-10, 15-9; UC San Diego def. La Verne, 15-4, 15-9, 15-11. **Quarterfinals:** Juniata def. Cortland St., 15-11, 7-15, 15-9, 15-6; Washington (Mo.) def. Wellesley, 15-8, 16-14, 8-15, 17-15; Central (Iowa) def. Ohio Northern, 15-7, 15-17, 15-7, 15-6; UC San Diego def. Wis.-Whitewater, 15-13, 16-14, 15-9. **Semifinals:** Juniata def. Washington (Mo.), 15-13, 15-13, 15-4; UC San Diego def. Central (Iowa), 15-3, 15-8, 6-15, 16-18, 15-13. **Third Place:** Central (Iowa) def. Washington (Mo.), 15-9, 15-11, 15-4. **Championship:** UC San Diego def. Juniata, 12-15, 6-15, 15-6, 15-13, 15-11.

1998 Regionals: Lycoming def. Frank & Marsh., 10-15, 16-14, 15-8, 15-8; Gettysburg def. Salisbury St., 16-14, 15-9, 15-10; Juniata def. Lycoming, 15-9, 15-5, 15-8; Gettysburg def. Moravian, 15-12, 15-13, 8-15, 15-13; Juniata def. Gettysburg, 15-3, 15-4, 15-7; Southwestern (Tex.) def. DePauw, 7-15, 15-6, 6-15, 15-9, 15-13; Emory def. Savannah A&D, 15-5, 15-7, 15-9; Trinity (Tex.) def. Southwestern (Tex.), 15-5, 15-9, 15-7; Washington (Mo.) def. Emory, 15-7, 15-5, 15-8; Washington (Mo.) def. Trinity (Tex.), 15-7, 16-14, 15-12; Hope def. Calvin, 11-15, 15-7, 15-5, 16-14; Muskingum def. Ohio Northern, 15-10, 15-9, 15-6; Hope def. Wittenberg, 7-15, 15-8, 15-3, 13-15, 15-13; Muskingum def. Mt. St. Joseph, 15-7, 15-13, 16-14; Muskingum def. Hope, 15-11, 15-8, 15-3; Cal St.

Hayward def. Colorado Col., 15-7, 15-6, 15-10; Willamette def. Linfield, 15-13, 15-12, 11-15, 15-6; Cal St. Hayward def. Cal Lutheran, 15-8, 20-18, 16-14; UC San Diego def. Willamette, 15-12, 13-15, 15-2, 15-4; UC San Diego def. Cal St. Hayward, 15-5, 15-8, 15-8; New York U. def. Elmira, 8-15, 15-3, 15-5, 15-8; Ithaca def. St. John Fisher, 15-10, 13-15, 15-9, 15-10; Cortland St. def. New York U., 15-11, 15-6, 16-14; Ithaca def. Rochester Inst., 10-15, 15-13, 15-17, 15-9, 15-9; Cortland St. def. Ithaca, 15-12, 15-8, 15-4; Amherst def. MIT, 14-16, 15-4, 15-7, 7-15, 15-13; Eastern Conn. St. def. Middlebury, 15-9, 15-11, 15-7; Williams def. Amherst, 15-13, 15-7, 13-15, 15-9; Wellesley def. Eastern Conn. St., 15-2, 15-6, 15-5; Wellesley def. Williams, 16-14, 13-15, 15-4, 15-4; Wis.-Stout def. Elmhurst, 15-13, 10-15, 16-14, 1-15, 15-12; Wis.-La Crosse def. Ill. Wesleyan, 16-14, 15-5, 15-13; Wis.-Whitewater def. Wis. Stout, 15-12, 15-1, 15-9; Wis.-River Falls def. Wis. La Crosse, 15-8, 3-15, 15-10, 15-6; Wis.-Whitewater def. Wis.-River Falls, 10-15, 9-15, 15-3, 15-9, 15-10; Neb. Wesleyan def. Dubuque, 17-15, 15-4, 15-13; St. Olaf def. St. Benedict, 15-11, 15-8, 6-15, 12-15, 17-15; Neb. Wesleyan def. Wartburg, 15-5, 13-15, 6-15, 15-3, 15-10; Central (Iowa) def. St. Olaf, 10-15, 15-2, 15-4, 15-2; Central (Iowa) def. Neb. Wesleyan, 11-15, 15-7, 15-4, 15-13. **Quarterfinals:** Juniata def. Washington (Mo.), 15-13, 4-15, 7-15, 15-2, 15-2; UC San Diego def. Muskingum, 15-12, 11-15, 15-6, 17-15; Wellesley def. Cortland St., 13-15, 15-13, 15-12, 10-15, 15-13; Central (Iowa) def. Wis.-Whitewater, 16-14, 15-11, 15-4. **Semifinals:** UC San Diego def. Juniata, 15-13, 12-15, 15-9, 15-9; Central (Iowa) def. Wellesley, 15-9, 15-6, 15-6. **Finals:** Central (Iowa) def. UC San Diego, 15-10, 12-15, 15-6, 8-15, 15-13.

1999 Regionals: Rochester Inst. def. Gallaudet, 18-16, 15-7, 15-12; Gettysburg def. Alfred, 15-1, 15-4, 15-5; Muskingum def. Gettysburg, 15-1, 15-7, 15-8; Rochester Inst. def. Frostburg St., 16-14, 15-10, 15-7; Muskingum def. Rochester Inst., 15-9, 15-7, 15-11; Frank & Marsh. def. Eastern, 15-9, 15-6, 15-10; Scranton def. Richard Stockton, 15-5, 15-12, 15-5; Moravian def. Frank & Marsh., 10-15, 15-11, 15-12, 15-12; Juniata def. Scranton, 15-3, 15-3, 9-15, 15-3; Juniata def. Moravian, 15-12, 15-4, 15-3. Elmira def. Merchant Marine, 15-8, 15-1, 15-13; Skidmore def. Hunter, 15-5, 15-8, 15-9; Cortland St. def. Elmira, 15-6, 15-3, 15-1; Ithaca def. Skidmore, 15-3, 15-9, 15-6; Ithaca def. Cortland St., 2-15, 6-15, 15-13, 15-4, 15-12; Millikin def. Marian (Wis.), 15-5, 15-9, 1-15, 15-13; Lake Forest def. Calvin, 15-13, 15-12, 8-15, 15-9; Wis.-Whitewater def. Millikin, 15-3, 15-11, 15-5; Mt. St. Joseph def. Lake Forest, 10-15, 16-14, 8-15, 15-9, 15-4; Mt. St. Joseph def. Wis.-Whitewater, 12-15, 15-12, 15-8, 15-7; Savannah A&D def. Wash. & Lee, 15-1, 11-15, 10-15, 15-7, 15-11; Austin def. Averett, 15-9, 15-7, 15-12; Trinity (Tex.) def. Austin, 15-12, 15-9, 15-3; Savannah A&D def. Emory, 15-13, 15-10, 6-15, 5-15, 15-13; Trinity (Tex.) def. Savannah A&D, 15-10, 15-6, 15-2; Colby-Sawyer def. Johnson & Wales, 15-13, 15-3, 15-3; Western Conn. St. def. Bri'water (Mass.), 15-2, 15-7, 15-5; Wellesley def. Colby-Sawyer, 15-4, 15-10, 15-1; Amherst def. Western Conn. St., 15-10, 15-10, 4-15, 15-8; Wellesley def. Amherst, 15-5, 15-5, 15-10; Colorado Col. def. Cal Lutheran, 15-9, 14-16, 8-15, 15-8, 15-6; Pacific Lutheran def. Bethel (Minn.), 15-6, 11-15, 15-3, 8-15, 16-14; UC San Diego def. Pacific Lutheran, 15-4, 15-7, 15-2; Cal St. Hayward def. Colorado Col., 15-12, 15-13, 15-10; UC San Diego def. Cal St. Hayward, 16-14, 15-10, 15-4; Thomas More def. Wittenberg, 16-14, 7-15, 15-10, 15-9; Washington (Mo.) def. Westminster (Mo.), 15-5, 15-5, 8-15, 15-8; Central (Iowa) def. Thomas More, 15-9, 15-6, 15-8; Washington (Mo.) def. Wis.-River Falls, 15-6, 15-11, 15-11; Central (Iowa) def. Washington (Mo.), 15-6, 15-12, 15-6. **Quarterfinals:** Central (Iowa) def. UC San Diego, 15-4, 15-7, 15-5; Juniata def. Wellesley, 15-12, 17-15, 12-15, 15-12; Muskingum def. Mt. St. Joseph, 15-10, 15-2, 17-15; Trinity (Tex.) def. Ithaca, 15-13, 15-7, 15-11. **Semifinals:** Trinity (Tex.) def. Muskingum, 16-14, 15-11, 15-10; Central (Iowa) def. Juniata, 15-11, 12-15, 15-12. **Third Place:** Muskingum def. Juniata, 11-15, 2-15, 15-6, 16-14, 15-9. **Finals:** Central (Iowa) def. Trinity (Tex.), 15-8, 16-14, 15-7.