

Volleyball

DIVISION I



2001 Championship

Highlights

Revenge: Stanford avenged an early season loss by downing previously unbeaten Long Beach State 31-29, 30-28, 30-25 in an all-California final.

After losing the first game for the first time in 96 games, the 49ers failed to overcome the Cardinal's momentum. Stanford's Logan Tom (25 kills) and Oganna Nnamani (19 kills) blasted the opponent. Long Beach State's 6-7 outside hitter Tayyiba Haneef finished with 18 kills.

The sweep gave the Cardinal their record fifth volleyball championship. First-year coach John Dunning, who won titles at Pacific (California) in 1985 and 1986, walked away with his third championship.

For more, go to www.ncaa.org/news/2001/20011203/div1/3825n11.html on the World Wide Web.


All-Tournament Team: Named to the all-tournament team were Stanford's Ashley Ivy, Robyn Lewis and Nnamani. Long Beach State placed Cheryl Weaver, Brittany Hochevar and Haneef. Tom was named the most outstanding player.

TOURNAMENT PERCENTAGE LEADERS

Player, Team	K	E	TA	*Pct.	SA	DG	BS
Elisha Thomas, Long Beach St.	52	11	89	.461	0	7	1
Stefani Saragosa, Arizona	46	8	86	.442	0	7	5
Tayyiba Haneef, Long Beach St.	99	19	201	.398	7	46	6
Jennifer Pahl, Southern California	42	11	79	.392	0	6	1
Nicole McCray, Florida	41	9	83	.386	1	28	6
Oganna Nnamani, Stanford	75	19	149	.376	2	23	1
Robyn Felder, Eastern Wash.	35	5	82	.365	1	2	3
Cheryl Weaver, Long Beach St.	71	21	139	.360	4	37	9
Soraya Santos, Colorado St.	44	12	95	.337	7	35	2
Logan Tom, Stanford	115	33	248	.331	10	79	7

LEGEND: K (kills), E (errors), TA (total attempts), SA (service aces), DG (digs), BS (block solos).

*Percentage is derived by subtracting errors from kills and dividing that remainder by total attempts. Minimum of 75 attempts to qualify.



Stanford's Ashley Ivy jump serves against Long Beach State.

Photo by Brock Scott/NCAA Photos

Results

FIRST ROUND

NOVEMBER 30-AT LONG BEACH ST.

San Diego	K	E	TA	Pct.	A	SA	DG	BS
Ali Martin	3	1	12	.167	62	1	8	0
Devon Forster	22	7	50	.300	1	0	14	0
Lindsey Lampert	8	5	23	.130	0	0	2	1
Kristen Hurst	8	4	27	.148	5	1	16	0
Joclyne Roy	9	3	24	.250	2	0	15	0
Noel Frohman	8	10	33	-.061	0	0	12	0
Kalae Araujo	0	0	0	.000	1	0	26	0
Debra Robertson	18	7	34	.324	0	0	5	1
Ann Mott	0	0	0	.000	0	0	0	0
Lisa Gordon	0	0	0	.000	0	0	0	0
Totals	76	37	203	.192	71	2	98	2

UC Santa Barb.	K	E	TA	Pct.	A	SA	DG	BS
Kristin Nelson	1	0	4	.250	2	1	5	0
Courtney Guerra	5	7	33	-.061	3	0	5	0
Erica Menzel	12	6	42	.143	3	0	16	0
Casey McFarland	0	1	1	-1.000	2	1	12	0
Danielle Bauer	25	9	64	.250	1	0	17	2
Brooke Niles	9	2	18	.389	47	1	14	0
Mari Bell	0	0	0	.000	0	0	0	0
Brie Lampe	15	2	38	.342	0	0	3	1

UC Santa Barb.	K	E	TA	Pct.	A	SA	DG	BS
Brooke Rundle	0	0	0	.000	11	0	1	0
Francina Edmonds	0	0	1	.000	0	0	0	0
Missy Blackshire	0	0	0	.000	0	0	1	0
Niki Carroll	10	4	21	.286	0	0	1	0
Totals	77	31	222	.207	69	3	75	3

San Diego	26	26	30	30	15
UC Santa Barb.	30	30	28	27	10

San Diego St.	K	E	TA	Pct.	A	SA	DG	BS
Katie Magnuson	6	5	28	.036	0	1	8	0
Melissa Currier	6	4	20	.100	1	0	2	1
Robyn Gregg	0	0	0	.000	0	0	1	0
Melissa Wright	3	0	4	.750	24	0	2	0
Zlatina Anguelova	6	5	35	.029	1	1	8	0
Aspen McPartland	6	2	19	.211	3	1	9	1
Kara Moriarty	1	0	2	.500	0	0	2	0
Nadia Privara	1	0	1	1.000	0	0	2	0
Nichole Akporiaye	2	0	6	.333	0	0	0	0
Christy Pfenzinger	2	0	3	.667	0	0	0	0
Megan Schaueremann	1	2	3	-.333	0	0	0	0
Totals	34	18	121	.132	29	3	34	2

Long Beach St.	K	E	TA	Pct.	A	SA	DG	BS
Brittany Hochevar	11	3	17	.471	5	3	18	0
Tracy Bulquerin	0	0	0	.000	0	0	12	0
Keri Nishimoto	2	0	4	.500	49	0	8	0
Tayyiba Haneef	13	4	35	.257	1	1	6	1
Ashanti Taylor	7	4	20	.150	0	0	1	0
Cheryl Weaver	12	3	23	.391	1	2	6	1

Long Beach St.	K	E	TA	Pct.	A	SA	DG	BS
Lindsay Phillips	1	0	2	.500	0	0	10	0
Elisha Thomas	14	2	19	.632	0	0	1	0
Totals	60	16	120	.367	56	6	62	2

San Diego St.	21	16	24
Long Beach St.	30	30	30

NOVEMBER 30-AT NORTHERN IOWA

DePaul	K	E	TA	Pct.	A	SA	DG	BS
Mary Anne Flanigan	0	0	2	.000	0	1	2	0
Melissa Nordine	8	2	18	.333	3	1	6	0
Kara Jakusz	5	0	11	.455	34	0	8	2
Stephanie Bishop	9	5	33	.121	2	1	6	0
Lara Marks	8	1	16	.438	0	0	1	0
Katie Engel	7	3	17	.235	2	1	9	0
Christa Dirr	6	4	20	.100	0	0	1	0
Amy Holmes	0	0	0	.000	0	0	2	0
Melissa Murphy	0	0	0	.000	0	0	4	0
Totals	43	15	117	.239	41	4	38	3

Minnesota	K	E	TA	Pct.	A	SA	DG	BS
Lindsey Berg	3	1	12	.167	49	1	7	0
Trisha Bratford	15	9	34	.176	0	0	12	0
Bethany Brafford	7	2	16	.313	0	1	3	1
Kathy Tilson	4	2	14	.143	0	3	3	0
Cassie Busse	8	4	15	.267	3	2	11	0
Lisa Axel	0	0	0	.000	0	0	3	0
Lisa Reinhart	0	0	0	.000	0	0	0	0
Lindsey Vander Well	0	0	0	.000	0	0	0	0

Minnesota	K	E	TA	Pct.	A	SA	DG	BS
Stephanie Hagen	20	2	29	.621	0	1	2	0
Kelli Wicks	0	0	0	.000	0	0	4	0
Totals	57	20	120	.308	52	8	45	1

DePaul25 27 25
Minnesota30 30 30

NOVEMBER 30

Northern Ill.	K	E	TA	Pct.	A	SA	DG	BS
Carrie Blankenship	1	1	6	.000	0	0	3	0
Jenny Bowman	3	2	11	.091	42	3	6	0
Rena Widboom	8	1	22	.318	0	0	0	0
Tenisha Wilkins	4	6	24	.083	0	1	6	0
Tera Lobdell	14	3	24	.458	1	1	10	0
Jen Scarpino	0	0	0	.000	1	0	7	0
Brooke Dodson	0	0	1	.000	0	0	4	0
Daren Poe	0	0	0	.000	0	0	0	0
Jen VonderHaar	10	1	14	.643	0	0	3	1
Coley Johnson	1	0	1	1.000	0	0	2	0
Sara Lein	6	2	10	.400	0	0	3	0
Totals	47	16	113	.274	44	5	44	1

Northern Iowa	K	E	TA	Pct.	A	SA	DG	BS
Miranda Weber	0	0	1	.000	1	3	9	0
Kim Kester	13	6	30	.233	0	1	7	0
Jill Arganbright	3	3	11	.000	40	2	3	0
Kim McCaffrey	8	1	20	.350	0	0	15	1
Molly O'Brien	13	0	21	.619	2	0	6	0
Abby Lemek	0	0	2	.000	0	1	5	0
Shari Vermeer	6	2	16	.250	1	0	1	0
Michelle Burvee	6	3	14	.214	0	0	0	0
Totals	49	15	115	.296	44	7	46	1

Northern Ill.24 25 29
Northern Iowa30 30 31

NOVEMBER 30-AT WASHINGTON ST.

Hawaii	K	E	TA	Pct.	A	SA	DG	BS
Margaret Vakasausau	2	0	4	.500	53	0	15	0
Kim Willoughby	22	6	50	.320	0	2	10	1
Nohealani Tano	8	0	11	.727	0	0	13	0
Hedder Ilustre	0	1	2	.500	1	0	7	0
Lauren Duggins	10	3	18	.389	0	1	12	0
Melissa Villaroman	0	0	0	.000	1	0	6	0
Tanja Nikolic	0	0	0	.000	0	0	0	0
Jennifer Carey	3	2	12	.083	2	0	2	0
Maja Gustin	16	9	44	.159	0	0	3	0
Totals	61	21	141	.284	57	3	68	1

Washington St.	K	E	TA	Pct.	A	SA	DG	BS
Melissa Boyle	5	1	11	.364	0	0	0	0
Kali Surplus	2	0	13	.157	37	1	6	0
Kortney Jamaas	0	0	2	.000	1	0	7	0
Adrian Hankoff	7	6	30	.033	1	0	6	0
Chelsie Schafer	4	3	16	.063	0	0	5	0
LaToya Harris	11	7	37	.108	3	1	15	0
Zanda Bautre	7	0	13	.538	0	0	5	0
Holly Harris	9	5	21	.190	0	0	0	0
Kerry Lewis	0	0	0	.000	2	1	9	0
Totals	45	22	143	.161	44	3	53	0

Hawaii34 30 30
Washington St.32 26 23

NOVEMBER 30

Eastern Wash.	K	E	TA	Pct.	A	SA	DG	BS
Jessie Wright	1	0	3	.333	40	2	11	0
Janelle Ruen	14	8	58	.103	2	1	20	0
Monica Lynch	8	8	29	.000	1	2	22	0
Lindsay Page	13	4	33	.273	0	1	20	0
Lindsay Crandell	7	4	35	.086	0	0	13	0
Robyn Felder	23	2	52	.404	0	1	2	2
Courtney Bush	2	4	10	.200	20	0	8	0
Casey Evans	0	1	1	1.000	1	0	9	0
Keva Sonderen	4	1	11	.273	0	0	2	0
Jamie Carmichael	0	0	0	.000	0	0	2	0
Megan Kitterman	0	0	2	.000	0	0	0	0
Emily Hall	0	0	0	.000	0	0	0	0
Totals	72	32	234	.171	65	6	109	2

Oregon St.	K	E	TA	Pct.	A	SA	DG	BS
Gina Schmidt	25	8	67	.254	2	0	23	0
Lori Daedelow	7	6	32	.031	0	0	9	0
Jessica Papell	1	0	3	.333	2	2	12	0
Joscelyn Hannaford	2	4	13	.154	0	1	5	0
Katrina Nelson	7	1	19	.316	0	0	0	0
Laura Collins	7	2	21	.238	66	0	20	1
Michelle Solomon	12	4	31	.258	1	0	4	3
Megan McMillan	14	2	40	.300	3	0	21	0
Amanda Eggert	1	1	7	.000	0	0	0	0
Allison Lawrence	5	1	14	.286	0	0	3	0
Nikki Neuburger	0	0	1	.000	2	1	18	0
Totals	81	29	248	.210	76	4	115	4

Eastern Wash.33 19 30 23 15
Oregon St.31 30 28 30 10

NOVEMBER 30-AT PENN ST.

Fairfield	K	E	TA	Pct.	A	SA	DG	BS
Joanne Saunders	7	6	21	.048	1	0	7	0
Laurie Brands	7	4	24	.125	1	2	2	0
Meghan Mahaffy	0	5	13	.385	36	0	8	0
Erin Doherty	0	0	0	.000	0	0	5	0
Conny Paul	11	5	29	.207	0	0	6	0
Carola Stowe	12	6	29	.207	0	1	8	1
Kristin Anderson	3	1	12	.167	0	0	0	0
Sarah Cashen	0	0	0	.000	0	0	0	0
Becky Guess	0	0	0	.000	0	1	0	0
Totals	40	27	128	.102	38	4	36	1

Penn St.	K	E	TA	Pct.	A	SA	DG	BS
Mishka Levy	11	6	25	.200	0	2	7	0
Hilary Sexton	0	0	0	.000	0	0	6	0
Cara Smith	9	2	17	.412	0	1	1	1
Katie Schumacher	9	1	22	.364	3	1	9	0
Shannon Bortner	1	1	2	.000	38	0	10	0
Ashley Pederson	5	4	21	.048	0	1	7	0
Tabitha Eshleman	0	0	0	.000	0	0	2	0
Nadia Edwards	8	4	17	.235	0	0	0	0
Amanda Rome	0	0	0	.000	0	0	9	0
Totals	43	18	104	.240	41	5	51	1

Fairfield21 24 24
Penn St.30 30 30

NOVEMBER 30

Pennsylvania	K	E	TA	Pct.	A	SA	DG	BS
Jodie Antypas	3	0	14	.214	33	0	6	0
Kai Gonsorowski	0	0	0	.000	0	1	6	0
Heather Janssen	11	3	20	.400	0	0	0	1
Elisabeth Kwak-Hefferan	8	1	31	.266	1	0	3	0
Stacey Carter	6	5	27	.037	2	0	6	0
Stephanie Horan	6	2	25	.160	0	1	15	0
Katie Brandt	0	0	1	.000	0	0	3	0
Kelly Szczerba	5	0	11	.455	0	0	0	0
Meghan Schloat	0	0	3	.000	0	0	5	0
Totals	39	11	132	.212	36	2	44	1

UCLA	K	E	TA	Pct.	A	SA	DG	BS
Ashley Bowles	12	2	20	.500	8	0	14	0
Kristee Porter	17	8	36	.250	0	2	17	0
Erika Selsor	2	0	5	.400	50	0	14	0
Lauren Fendrick	12	6	34	.176	1	0	11	0
Angela Eckmier	8	3	17	.294	0	0	1	1
Chrissie Zartman	0	1	3	.333	2	0	8	0
Brittany Ringel	0	0	0	.000	0	0	0	0
Stacey Lee	0	0	0	.000	0	1	4	0
Cira Wright	6	1	8	.625	0	0	0	0
Brynn Murphy	6	3	14	.214	0	0	2	0
Heather Cullen	1	1	5	.000	0	0	0	0
Totals	64	25	142	.275	61	3	71	1

Pennsylvania26 25 23
UCLA30 30 30

NOVEMBER 30-AT ILLINOIS

Eastern Ill.	K	E	TA	Pct.	A	SA	DG	BS
Rebecca Ooyen	2	0	4	.500	13	0	1	0
Erica Gerth	2	4	20	.100	1	0	5	0
Kim DeMage	0	0	0	.000	0	0	3	0
Joe Heimann	0	2	7	.286	1	2	11	0
Carrie Stevens	9	3	25	.240	1	0	10	0
Marcia Hahn	3	6	17	.176	0	0	7	0
Karen Liss	1	1	17	.000	1	0	1	0
Shanna Ruxer	0	0	0	.000	0	0	0	0
Lindsay Perkins	2	0	5	.400	6	1	2	0
Jennifer Fisher	0	0	0	.000	0	0	1	0
Leslie Przekwas	5	5	15	.000	0	0	0	1
Totals	24	21	110	.027	23	3	41	1

Arizona	K	E	TA	Pct.	A	SA	DG	BS
Stefani Saragosa	8	0	13	.615	0	0	1	0
Kelli Mulvany	0	0	0	.000	0	2	8	0
Lisa Rutledge	17	2	35	.429	1	0	7	0
Dana Burkholder	5	1	13	.308	38	4	6	1
Jill Talbot	7	0	11	.636	5	0	12	0
Christina Frost	7	4	25	.120	0	0	10	0
Rachel Williams	0	0	0	.000	1	1	7	0
Erin Sebas	4	2	10	.200	0	0	1	0
Lauren Benward	1	0	1	1.000	0	0	1	0

NOVEMBER 30-AT OHIO ST.

Robert Morris	K	E	TA	Pct.	A	SA	DG	BS
Karla Barhorst	4	4	23	.000	0	1	5	0
Julie Sector	0	0	5	.000	0	0	2	0
Rachel Leitch	1	3	9	-.222	0	0	0	0
Darcey Miller	1	2	9	-.111	11	0	3	0
Nicole Downing	0	0	0	.000	0	0	2	0
Traci Zureick	0	1	10	-.100	0	0	7	0
Darcy Thompson	0	0	0	.000	0	0	0	0
Kallie Wasserman	0	0	1	.000	0	0	0	0
Katie Noble	2	3	11	-.091	0	0	1	0
Breanne Schenk	3	7	20	-.200	0	0	1	1
Michelle Bartlett	0	0	0	.000	1	1	1	0
Katie Radford	0	0	0	.000	0	0	0	0
Meghan McKinney	2	0	4	.500	0	0	0	0
Allison Mohr	0	0	3	.000	0	0	0	0
Totals	13	20	95	-.074	12	2	22	1

Ohio St.	K	E	TA	Pct.	A	SA	DG	BS
Katie Virtue	2	0	21	.000	47	1	8	0
Erin Baker	8	2	10	.600	0	0	1	1
Anne Botica	15	3	30	.400	0	1	11	0
Suzie Stiling	9	2	14	.500	0	1	2	2
Stacey Gordon	12	7	24	.208	0	1	13	0
Shelly Draeger	10	4	18	.333	5	1	7	0
Ashley Adamczyk	0	0	0	.000	0	0	2	0
Nikki Cisco	0	0	0	.000	2	1	10	0
Tamika Drake	0	0	0	.000	0	0	1	0
Trine Melsether	0	0	0	.000	0	0	0	0
Totals	56	18	98	.388	54	6	55	3
Robert Morris					17	16	13	
Ohio St.					30	30	30	

NOVEMBER 30

Xavier	K	E	TA	Pct.	A	SA	DG	BS
Sara Bachus	17	3	39	.359	1	0	11	0
Kimberly Cockerel	9	3	17	.353	1	0	0	0
Molly Martin	3	0	12	.250	55	0	9	0
Katey Wygant	12	5	31	.226	1	2	10	1
Jill Hampton	14	5	39	.231	3	1	24	0
Amanda Lang	9	6	29	.103	1	0	9	0
Anna Yasuhara	0	0	0	.000	1	0	8	0
Totals	64	22	167	.251	63	3	71	1

Cincinnati	K	E	TA	Pct.	A	SA	DG	BS
Rachel Torblaa	4	1	11	.273	0	0	0	1
Laura Lauder	2	0	5	.400	51	0	12	0
Julie DuPont	17	5	41	.293	4	0	10	0
Bonita Wise	18	7	42	.262	2	1	8	0
Becky Stahl	16	14	57	.035	0	0	6	1
Trish Ladusaw	11	5	31	.194	3	1	21	0
Rachel Beran	0	0	0	.000	2	0	8	0
Tobi Kirchenwitz	0	2	21	.000	0	0	0	0
Totals	68	34	189	.180	62	2	65	2
Xavier					27	27	30	28
Cincinnati					30	30	17	30

NOVEMBER 30-AT DUKE

William & Mary	K	E	TA	Pct.	A	SA	DG	BS
Sarah Gubler	0	0	2	.000	18	0	2	0
Tara Tobias	12	4	35	.229	0	0	15	0
Stacy Woodson	8	5	21	.143	1	0	0	0
Christina Hinds	11	5	32	.188	0	1	12	0
Laurel Witt	5	5	13	.000	0	0	2	0
Carly Huffman	4	4	11	.000	0	0	0	0
Alexis Cochrane	0	0	0	.000	1	0	3	0
Lesley Johnson	0	0	0	.000	0	0	3	0
Kristen Gunderson	0	0	2	.000	0	1	4	0
Amy Owens	1	0	3	.333	18	0	3	0
Totals	41	23	119	.151	38	2	44	0

Duke	K	E	TA	Pct.	A	SA	DG	BS
Arielle Linderman	6	1	9	.556	20	0	5	0
Dorrette Burwell	14	2	22	.545	1	0	7	0
Jill Sonne	6	0	12	.500	1	2	5	0
Ashley Harris	9	5	33	.121	0	0	6	0
Krista Dill	12	1	20	.550	0	0	2	1
Cassidy Crum	0	0	4	.000	1	0	3	0
Josie Weymann	0	0	2	.000	3	0	11	0
Rachel Vander Griend	6	0	10	.600	0	0	0	1
Stephanie Istvan	0	0	0	.000	17	1	7	0
Totals	53	9	112	.393	43	3	46	2
William & Mary					25	18	21	
Duke					30	30	30	

NOVEMBER 30

Liberty	K	E	TA	Pct.	A	SA	DG	BS
Jessica Wilson	4	3	13	.077	0	0	0	0
Michelle Howland	0	0	1	.000	35	0	2	0
Rachel Harnack	10	6	29	.138	0	1	9	0
Erin McKeown	5	2	11	.273	0	1	6	0
Jennifer Belk	7	7	25	.000	0	0	6	0
Summer Elmquist	12	5	25	.280	0	0	1	0

Liberty	K	E	TA	Pct.	A	SA	DG	BS
Jennifer Graham	0	0	1	.000	0	0	2	0
Theresa Passamani	0	0	0	.000	0	0	2	0
Totals	38	23	105	.143	35	2	28	0

Southern California	K	E	TA	Pct.	A	SA	DG	BS
Toni Anderson	1	0	11	.000	25	2	7	0
Nicole Davis	0	0	0	.000	2	1	1	0
Keao Burdine	7	1	15	.400	0	1	7	0
Alicia Robinson	8	3	14	.357	0	0	0	0
April Ross	14	0	22	.636	0	1	12	1
Katie Olsovsky	8	0	12	.667	0	1	3	0
Tracy Lindquist	0	0	0	.000	22	0	7	0
Jaime Carroll	0	0	0	.000	0	0	0	0
Emily Adams	3	0	6	.500	0	0	0	0
Kelli Lantz	2	0	3	.667	0	0	0	0
Lauren Killian	4	1	9	.333	1	0	2	0
Jennifer Pahl	8	2	13	.462	0	0	0	0
Totals	55	7	95	.505	50	6	39	1

Liberty					18	20	14	
Southern California					30	30	30	

NOVEMBER 30-AT STANFORD

Nevada	K	E	TA	Pct.	A	SA	DG	BS
Kellie LaBossiere	5	3	18	.111	1	0	5	0
Navonna Chambers	6	6	16	.000	0	0	4	0
Jill Couwenhoven	2	0	3	.667	30	0	7	0
Shannon Stiemler	6	5	22	.045	1	0	8	0
Suzanne Stonebarger	7	1	15	.400	1	0	9	1
Michelle More	7	6	25	.040	0	0	2	1
Emily Baracco	0	0	0	.000	0	0	3	0
Salala Marshall	0	0	0	.000	0	0	0	0
Maya Gamble	0	0	0	.000	0	0	0	0
Jaclyn Anderson	0	0	1	.000	0	0	0	0
Kelly Jameson	0	0	0	.000	0	0	0	0
Karen Adams	0	0	0	.000	0	0	0	0
Denise Sheldon	1	0	2	.500	0	0	1	0
Totals	34	21	102	.127	33	0	39	2

Stanford	K	E	TA	Pct.	A	SA	DG	BS
Emily Lawrence	0	0	0	.000	0	1	3	0
Tara Conrad	9	2	19	.368	1	1	2	0
Ashley Ivy	8	1	18	.389	4	1	6	0
Logan Tom	13	4	27	.333	0	4	10	0
Michelle Chambers	0	0	0	.000	0	0	0	0
Robyn Lewis	1	1	8	.000	29	0	7	2
Ogonna Nnamani	7	1	15	.400	1	1	6	0
Anna Robinson	0	0	0	.000	0	0	0	0
Sara McGee	7	1	11	.545	0	0	0	1
Sara Dukes	0	0	0	.000	0	0	0	0
Leahi Hall	0	0	0	.000	0	0	0	0
Jennifer Hucke	1	0	11	.000	0	0	0	0
Jenn Harvey	0	0	0	.000	0	0	0	0
Sara Sandrik	0	0	0	.000	0	0	5	0
Totals	46	10	99	.364	35	8	39	3
Nevada					20	16	20	
Stanford					30	30	30	

NOVEMBER 30

San Jose St.	K	E	TA	Pct.	A	SA	DG	BS
Brianna Blair	15	2	44	.295	1	1	13	1
Jeanine Haldi	0	1	3	.333	1	0	6	0
Stephanie Pascucci	19	4	42	.357	1	0	0	0
Christina Lukens	1	0	11	.000	1	2	3	0
Savannah Smith	1	4	8	.375	56	0	8	0
Liz Hudson	16	3	31	.419	1	0	6	1
Karli Silveira	0	0	0	.000	0	0	13	0
Liz Yost	0	0	0	.000	0	0	0	0
Katherine Powers	0	0	0	.000	0	0	0	0
Stacey Pizzio	0	0	0	.000	0	0	0	0
Jennifer Olewinski	0	1	1	1.000	0	0	4	0
Brooke Herald	0	0	0	.000	0	0	0	0
Lindsey Rule	0	0	0	.000	0	0	0	0
Kimberly Noble	14	8	45	.133	0	0	2	0
Totals	66	23	175	.246	61	3	55	2

Texas-Arlington	K	E	TA	Pct.	A	SA	DG	BS
Christie Clarkson	0	0	1	.000	0	0	4	0
Julie Felts	0	0	0	.000	0	0	0	0
Totals	25	20	104	.048	23	1	38	0

Texas A&M	K	E	TA	Pct.	A	SA	DG	BS
Melissa Munsch	8	1	13	.538	1	0	10	0
Brandi Mount	9	2	16	.438	5	2	5	0
Erin Lechler	14	5	25	.360	2	1	9	1
Beth Weynand	0	0	0	.000	1	0	6	0
Michelle Cole	7	1	16	.375	1	3	4	0
Jenna Moscovic	6	1	17	.294	37	1	11	0
Carol Price	4	0	5	.800	0	0	0	0
Beth Skypala	1	0	3	.333	0	0	1	0
Lexy Beers	0	0	0	.000	0	0	1	0
Tara Pulaski	3	3	11	.000	3	0	1	0
A.D. Achilefu	5	1	6	.667	2	1	5	0
Totals	57	14	112	.384	52	8	53	1

Texas-Arlington	16	17	17
Texas A&M	30	30	30

NOVEMBER 30-AT WISCONSIN

Michigan St.	K	E	TA	Pct.	A	SA	DG	BS
Angela Morley	6	4	11	.182	0	0	0	0
Kyla Smith	12	4	32	.250	1	0	9	1
Nikki Colson	5	0	9	.556	47	0	8	0
Erin Hartley	16	3	30	.433	5	1	8	1
Emily Engel	0	0	0	.000	1	2	6	0
Kim Schram	13	4	27	.333	0	0	2	0
Diana Steplyk	0	0	0	.000	0	0	5	0
Jenny Rood	10	3	18	.389	1	0	4	2
Emmy Miller	0	0	0	.000	0	2	3	0
Totals	62	18	127	.346	55	5	45	4

Notre Dame	K	E	TA	Pct.	A	SA	DG	BS
Emily Loomis	5	6	19	.053	2	0	1	0
Malinda Goralski	8	5	23	.130	0	0	2	0
Kristy Kreher	11	9	30	.067	2	1	8	0
Kristen Kinder	4	4	10	.000	38	1	7	0
Keara Coughlin	0	0	1	.000	1	0	4	0
Christa Moen	0	0	0	.000	0	0	1	0
Jessica Kinder	0	2	3	.667	0	0	1	0
Marcie Bombhack	5	2	18	.167	0	0	0	0
Kim Fletcher	16	5	31	.355	1	2	1	0
Janie Alderete	0	1	1	1.000	0	1	9	0
Totals	49	34	136	.110	44	5	34	0

Michigan St.	25	30	30	30
Notre Dame	30	16	20	24

NOVEMBER 30

Wis.-Milwaukee	K	E	TA	Pct.	A	SA	DG	BS
Lindsey Spoden	2	3	8	.125	24	0	0	1
Kristen Krubsack	0	0	0	.000	0	0	0	0
Chrissy Schurla	4	3	22	.045	2	0	6	0
Laura Dallenbach	6	4	23	.087	2	0	8	0
Robin Alt	5	1	12	.333	2	1	8	0
Julie Yankus	1	1	4	.000	0	0	5	0
Sarah Potts	0	0	1	.000	0	0	1	0
Karen Fruit	1	0	4	.250	0	0	1	0
Carly Allison	3	1	8	.250	0	0	2	0
Maira Coughlin	0	0	0	.000	0	0	2	0
Tari Boutin	8	6	25	.080	0	0	2	0
Totals	30	19	107	.103	30	1	35	1

Wisconsin	K	E	TA	Pct.	A	SA	DG	BS
Lizzy Fitzgerald	3	2	10	.100	41	2	6	0
Jill Odenhal	8	3	21	.238	0	1	7	0
Lori Rittenhouse	6	2	14	.286	3	3	10	0
Erin Byrd	16	1	28	.536	1	3	8	0
Sara Urbanek	0	0	0	.000	0	1	8	0
Sherisa Livingston	13	7	25	.240	1	0	1	0
Marian Weidner	0	1	2	.500	0	0	2	0
Korie Gardner	0	0	0	.000	0	1	5	0
Amy Hultgren	9	1	18	.444	0	0	1	0
Totals	55	17	118	.322	46	11	48	0

Wis.-Milwaukee	19	15	27
Wisconsin	30	30	30

NOVEMBER 29-AT NORTH CAROLINA

Ga. Southern	K	E	TA	Pct.	A	SA	DG	BS
Amanda Brooks	0	0	1	.000	22	0	2	0
Lauren McClain	4	6	13	.154	0	0	1	0
Camil Schmitz-Rower	15	6	37	.243	0	4	6	0
Susan Bindshedler	7	0	15	.467	0	0	2	0
Kristin Kasparak	2	1	6	.167	1	1	9	0
Martina Veiglova	6	7	24	.042	0	0	3	0
Erin Martin	0	0	1	.000	0	0	0	0
Jill Jobe	0	0	1	.000	0	0	0	0
Catherine Buckmire	3	1	9	.222	0	0	0	0
Christina Lentz	0	0	0	.000	0	0	1	0
Megan Lippi	0	0	2	.000	0	0	5	0

Kim Foytich	K	E	TA	Pct.	A	SA	DG	BS
Kim Foytich	0	1	1	.000	12	1	4	0
Totals	37	22	110	.136	35	6	33	0

Pepperdine	K	E	TA	Pct.	A	SA	DG	BS
Kate Wilkins	21	4	32	.531	0	0	7	1
Stacey Rouwenhorst	11	2	19	.474	1	0	6	1
Melissa Snow	2	2	7	.000	3	0	15	0
Paola Rodriguez	0	0	3	.000	36	1	7	0
Kristen Shultz	0	1	1	1.000	1	1	5	0
Brie Harris	7	2	21	.238	0	1	3	0
Lyndsey Hache	5	3	12	.167	0	0	0	0
Totals	46	14	95	.337	41	3	44	2

Ga. Southern	21	22	22
Pepperdine	30	30	30

NOVEMBER 29

South Carolina	K	E	TA	Pct.	A	SA	DG	BS
Bridget White	0	0	2	.000	0	0	7	0
Nadia Sefferovich	9	6	25	.120	0	0	6	0
Berna Dwyer	2	6	17	.235	3	1	12	0
Megan Hosp	1	1	9	.000	61	3	8	1
Niece Curry	20	4	43	.372	0	0	0	0
Cally Plummer	19	6	48	.271	0	1	25	0
Yalaira Cadet	10	6	27	.148	0	0	7	0
Liz Price	0	0	0	.000	1	0	7	0
Mariana Branquinho	0	0	0	.000	0	0	1	0
Sam Alban	5	1	13	.308	0	0	0	2
Nia Mackie	1	2	6	.167	0	0	0	0
Totals	68	32	191	.188	65	5	73	3

North Carolina	K	E	TA	Pct.	A	SA	DG	BS
Malaika Underwood	12	2	28	.357	11	1	10	0
Eve Rackham	3	1	12	.167	53	1	20	0
Nicole Reis	9	5	24	.167	0	0	5	0
Laura Greene	19	8	51	.216	0	1	14	0
Melissa Higgins	0	0	0	.000	1	1	19	1
Holly Sirauss	7	0	12	.583	1	0	0	1
Krista Bucholtz	13	2	20	.550	0	0	2	2
Jayne Mitchell	0	0	0	.000	0	0	0	0
Caroline deRoek	0	1	1	1.000	0	1	9	0
Molly Pyles	8	1	23	.304	0	1	4	1
Aletha Green	1	1	4	.000	0	0	0	1
Totals	72	21	175	.291	66	6	83	6

South Carolina	25	32	25	21
North Carolina	30	30	30	30

NOVEMBER 29-AT FLORIDA

UCF	K	E	TA	Pct.	A	SA	DG	BS
Leyra Santaella Sante	10	6	25	.160	0	0	7	0
Lisa Caporaso	1	0	1	1.000	0	1	8	0
Tanya Jarvis	8	6	18	.111	1	1	5	0
Shelly Driggers	2	0	8	.250	0	0	0	0
Cassy Kerner	7	2	23	.217	1	0	3	0
Jenny Frank	2	2	10	.000	31	2	12	0
Shelly Kraeger	0	0	0	.000	0	0	1	0
Lindsey Whalen	0	0	0	.000	0	0	2	0
Piper Morgan	7	5	18	.111	0	0	0	1
Totals	37	21	103	.155	33	4	38	1

Florida Int'l	K	E	TA	Pct.	A	SA	DG	BS
Debra Amundson	4	2	15	.133	2	0	6	0
Adriana Fundora	13	6	31	.226	0	0	7	0
Vanessa Gonzalez-Vinas	3	12	.083	1	0	6	0	
Nirvana Kos	18	1	29	.586	1	4	4	0
Elizabeth Baldwin	1	0	1	1.000	19	0	5	0
Jennifer Owens	4	5	15	.067	0	0	1	0
Charlyn Ball-Hlovera	5	1	9	.444	0	0	0	1
Betsy Moreland	0	1	2	.500	20	0	11	0
Danielle Dubetz	0	0	0	.000	0	0	0	0
Totals	49	19	114	.263	43	4	40	1

UCF	28	21	25
Florida Int'l	30	30	30

NOVEMBER 29

Florida A&M	K	E	TA	Pct.	A	SA	DG	BS
Fiorella Alta Juneck	14	9	34	.147	0	0	15	0
Mariela Portocarrero	2	4	7	.286	29	1	5	

Kansas St.	K	E	TA	Pct.	A	SA	DG	BS
Carl Jensen	2	2	4	.000	1	0	3	0
Liz Wegner	25	7	53	.340	0	0	11	0
Jayne Christen	12	1	26	.423	2	0	1	0
Jami Sleichter	0	0	0	.000	0	0	1	0
Lisa Martin	0	0	0	.000	0	0	0	0
Laura Downey	0	0	0	.000	0	0	12	0
Lisa Mimick	4	5	21	.048	0	1	13	0
Kris Jensen	0	0	0	.000	1	1	12	0
Totals	84	22	192	.323	75	2	89	1
Arkansas	15	30	30	.18	30	18	8	
Kansas St.	30	18	27	.30	15	30	15	

NOVEMBER 30

Oral Roberts	K	E	TA	Pct.	A	SA	DG	BS
Kristin Meyerson	0	1	4	.250	26	0	4	0
Becky Brunelle	7	3	16	.250	0	1	3	0
Maja Kuljis	9	5	33	.121	1	0	10	0
Becky Dreher	0	1	1	1.000	0	2	6	0
Patricia Menezes	5	10	25	.200	2	0	8	0
April Syko	3	4	15	.067	0	0	1	0
Keri Meyerson	0	0	0	.000	0	1	0	0
Lindsey Engel	0	0	0	.000	0	0	0	0
Anna Moreno	0	0	0	.000	0	0	0	0
Ivana Placko	0	1	1	1.000	0	0	0	0
Christy Jelsing	0	0	0	.000	0	0	0	0
Celeste Jones	6	0	14	.429	0	0	0	0
Totals	30	25	109	.046	29	4	32	0

Nebraska	K	E	TA	Pct.	A	SA	DG	BS
Greichaly Cepero	7	0	11	.636	24	0	8	0
Amber Holmquist	3	1	7	.286	1	0	1	2
Lindsay Wischmeier	0	0	0	.000	1	0	6	0
Nancy Metcalf	10	3	20	.350	1	0	7	0
Laura Pilakowski	8	3	20	.250	2	2	8	0
Anna Schrad	10	0	14	.714	0	5	4	1
Michelle Lynch	0	0	0	.000	0	0	0	0
Sara Parks	0	0	0	.000	0	0	4	0
Jenae Dowling	0	0	0	.000	0	0	0	0
Melissa Elmer	0	0	0	.000	0	0	0	0
Rachel Baumstark	0	0	0	.000	0	0	0	0
Pam Krejci	0	0	0	.000	0	0	0	0
Allnye Rebholz	2	0	5	.400	0	0	3	0
Sara Westling	1	0	1	1.000	0	0	0	0
Jenny Kropp	2	0	7	.286	0	0	0	1
Amy Sibbensen	0	0	0	.000	0	0	0	0
Totals	43	7	85	.424	29	7	41	4
Oral Roberts	8	15	23					
Nebraska	30	30	30					

SECOND ROUND

DECEMBER 1-AT LONG BEACH ST.

San Diego	K	E	TA	Pct.	A	SA	DG	BS
Kalae Araujo	0	0	0	.000	2	1	9	0
Debra Robertson	6	2	17	.235	0	0	1	0
Ali Martin	0	0	4	.000	26	0	5	0
Devon Forster	13	12	51	.020	1	0	11	0
Kristen Hurst	4	4	17	.000	5	1	0	0
Joclyne Roy	10	3	23	.304	0	1	12	0
Lindsey Lampert	6	2	15	.267	2	0	1	1
Brynne Young	0	0	1	.000	0	0	3	0
Totals	39	23	128	.125	36	3	42	1

Long Beach St.	K	E	TA	Pct.	A	SA	DG	BS
Brittany Hochevar	8	1	15	.467	6	0	7	0
Tracy Bulquerin	0	0	0	.000	0	0	9	0
Keri Nishimoto	3	1	8	.250	46	0	10	0
Tayyiba Haneef	18	1	35	.486	1	0	7	1
Ashanti Taylor	3	3	17	.000	0	0	1	2
Cheryl Weaver	12	2	19	.526	0	1	10	1
Lindsay Phillips	0	0	0	.000	1	0	10	0
Elisha Thomas	14	2	25	.480	0	0	1	0
Totals	58	10	119	.403	54	1	55	4
San Diego	28	16	13					
Long Beach St.	30	30	30					

DECEMBER 1-AT NORTHERN IOWA

Minnesota	K	E	TA	Pct.	A	SA	DG	BS
Lindsey Berg	2	0	11	.182	65	2	13	0
Trisha Bratford	15	7	32	.250	0	0	4	0
Bethany Bratford	8	5	29	.103	1	2	5	1
Kathy Tilson	14	5	32	.281	0	0	2	0
Cassie Busse	9	4	18	.278	4	0	3	0
Lisa Axel	1	0	1	1.000	0	0	3	0
Lindsey Vander Well	0	0	0	.000	0	0	1	0
Stephanie Hagen	22	6	39	.410	0	0	3	0
Amanda Ciperly	1	0	1	1.000	0	0	0	0
Erin Martin	5	0	6	.833	0	0	0	0
Kelli Wicks	0	0	0	.000	1	1	5	0
Totals	77	27	169	.296	71	5	39	1

Northern Iowa	K	E	TA	Pct.	A	SA	DG	BS
Miranda Weber	0	0	0	.000	1	0	13	0
Kim Kester	21	7	39	.359	3	1	9	0
Jill Arganbright	4	0	10	.400	61	1	4	0
Kim McCaffrey	15	5	31	.323	1	2	6	0
Molly O'Brien	16	4	31	.387	1	1	8	1
Abby Lemek	0	0	0	.000	1	1	6	0
Shari Vermeer	7	2	13	.385	1	0	0	0
Michelle Burvee	12	3	24	.375	0	0	0	0
Totals	75	21	148	.365	69	6	46	1
Minnesota	30	30	21	.19	15	30	17	
Northern Iowa	26	21	30	.30	17	30	17	

DECEMBER 1-AT WASHINGTON ST.

Eastern Wash.	K	E	TA	Pct.	A	SA	DG	BS
Jessie Wright	2	0	2	1.000	26	4	5	0
Janelle Ruen	9	3	27	.222	3	2	21	0
Monica Lynch	6	7	24	.042	1	0	9	0
Lindsay Page	10	0	24	.417	3	0	9	1
Lindsay Crandell	6	4	31	.065	1	0	6	0
Robyn Felder	12	3	30	.300	0	0	0	1
Courtney Bush	6	3	17	.176	13	0	2	0
Casey Evans	0	0	1	.000	3	0	7	0
Keva Sonderen	0	0	0	.000	0	0	0	0
Jamie Carmichael	0	0	1	.000	0	0	0	0
Megan Kitterman	1	0	3	.333	0	0	2	0
Emily Hall	0	0	1	.000	0	1	0	0
Totals	52	20	161	.199	50	7	61	2

Hawaii	K	E	TA	Pct.	A	SA	DG	BS
Margaret Vakasausau	1	3	5	.400	67	0	17	0
Kim Willoughby	35	10	71	.352	2	1	17	0
Nohealani Tano	7	4	21	.143	1	2	8	0
Hedder Ilustre	0	0	1	.000	0	0	14	0
Lauren Duggins	13	2	19	.579	0	1	17	1
Melissa Villaroman	0	0	0	.000	1	1	4	0
Jennifer Carey	7	1	16	.375	3	1	4	0
Maja Gustin	17	9	47	.170	1	0	2	1
Totals	80	29	180	.283	75	6	83	2
Eastern Wash.	22	30	20	.28				
Hawaii	30	28	30	.30				

DECEMBER 1-AT PENN ST.

UCLA	K	E	TA	Pct.	A	SA	DG	BS
Ashley Bowles	11	6	40	.125	6	0	11	0
Kristee Porter	19	6	35	.371	0	0	5	0
Erika Selsor	3	1	9	.222	39	1	12	0
Lauren Fendrick	9	1	20	.400	1	1	11	0
Angela Eckmier	5	3	10	.200	1	0	0	3
Christie Zartman	0	0	0	.000	0	1	8	0
Stacey Lee	0	0	1	.000	2	3	8	0
Cira Wright	6	5	13	.077	0	0	2	2
Brynn Murphy	0	0	0	.000	0	0	0	0
Heather Cullen	1	1	2	.000	0	0	0	0
Totals	54	23	130	.238	49	6	57	5

Penn St.	K	E	TA	Pct.	A	SA	DG	BS
Mishka Levy	3	9	38	.158	2	0	5	1
Nadia Edwards	3	4	10	.100	0	0	3	0
Cara Smith	3	3	16	.000	1	0	2	1
Katie Schumacher	13	3	30	.333	2	0	5	1
Shannon Bortner	3	0	8	.375	20	0	8	0
Ashley Pederson	5	5	18	.000	0	0	4	0
Jess Hayden	0	0	0	.000	0	0	0	0
Tabitha Eshleman	0	0	0	.000	0	0	2	0
Hilary Sexton	0	0	0	.000	1	0	5	0
Amanda Rome	0	0	0	.000	1	0	8	0
Emily Gerega	0	0	0	.000	0	0	0	0
Dawn Ippolito	0	0	0	.000	0	0	1	0
Totals	30	24	120	.050	27	0	43	3
UCLA	30	30	30					
Penn St.	11	28	18					

DECEMBER 1-AT ILLINOIS

Illinois	K	E	TA	Pct.	A	SA	DG	BS
Betsy Eiserman	1	0	6	.167	55	0	14	0
Shadia Haddad	14	9	43	.116	0	2	15	1
Sue Webber	16	4	40	.300	3	2	11	0
Lisa Argabright	14	10	38	.1				

Duke	K	E	TA	Pct.	A	SA	DG	BS
Arielle Linderman	4	2	9	.222	13	0	5	0
Dorrette Burwell	13	6	35	.200	0	0	5	0
Jill Sonne	6	6	26	.000	1	1	6	0
Krista Dill	5	1	18	.222	0	0	2	1
Cassidy Crum	5	4	16	.062	0	0	4	0
Katie Gilman	1	1	5	.000	0	1	7	0
Josie Weymann	0	0	1	.000	0	0	6	0
Rachel Vander Griend	3	2	11	.091	0	0	0	0
Stephanie Istvan	0	1	1-1.000	15	1	11	0	0
Bryn Gallagher	0	1	1-1.000	0	0	0	0	0
Totals	37	24	123	.106	29	3	46	1
Southern California	30	30	30					
Duke	18	19	22					

DECEMBER 1-AT STANFORD

San Jose St.	K	E	TA	Pct.	A	SA	DG	BS
Brianna Blair	12	6	40	.150	0	0	1	0
Jeanine Haldi	0	0	1	.000	1	0	14	0
Stephanie Pascucci	7	7	29	.000	1	0	1	0
Christina Lukens	0	0	0	.000	1	0	5	0
Savannah Smith	1	0	2	.500	31	1	6	0
Liz Hudson	10	1	18	.500	0	2	4	0
Karli Silveira	0	0	0	.000	0	0	4	0
Liz Yost	0	0	0	.000	0	0	0	0
Katherine Powers	0	0	0	.000	0	0	0	0
Stacey Pizzio	0	0	0	.000	0	0	0	0
Jennifer Olewinski	0	0	0	.000	0	0	5	0
Brooke Herald	0	0	0	.000	0	0	0	0
Lindsey Rule	0	0	0	.000	0	0	0	0
Kimberly Noble	10	7	33	.091	0	0	2	1
Totals	40	21	123	.154	34	3	42	1

Stanford	K	E	TA	Pct.	A	SA	DG	BS
Emily Lawrence	0	0	0	.000	0	0	1	0
Tara Conrad	8	2	15	.400	0	2	2	1
Ashley Ivy	9	5	21	.190	4	2	10	0
Logan Tom	9	5	32	.125	1	3	19	1
Michelle Chambers	0	0	1	.000	0	0	1	0
Robyn Lewis	1	0	5	.200	41	0	6	1
Oggonna Nnamani	15	2	27	.481	1	0	8	0
Anna Robinson	0	0	0	.000	0	0	0	0
Sara McGee	7	2	12	.417	0	0	2	0
Sara Dukes	0	0	0	.000	0	0	0	0
Leahi Hall	0	0	0	.000	0	0	0	0
Jennifer Hucke	0	0	0	.000	0	0	0	0
Jenn Harvey	0	0	0	.000	0	0	0	0
Sara Sandrik	0	0	1	.000	0	0	3	0
Totals	49	16	114	.289	47	7	52	3

San Jose St.	25	21	23					
Stanford	30	30	30					

DECEMBER 1-AT UTAH

Utah St.	K	E	TA	Pct.	A	SA	DG	BS
Shauni Fluckiger	9	3	27	.222	1	1	5	0
Chelsi Neves	7	4	17	.176	47	0	15	0
Hailey Mackay	11	4	23	.304	0	0	0	0
Emily Kennedy	0	0	2	.000	0	0	3	0
Lisa Borom	13	12	47	.021	4	2	9	0
Erin Cartwright	13	4	27	.333	1	0	5	0
Tanya Birch	0	0	0	.000	0	0	0	0
Cami Gardner	0	0	0	.000	0	0	0	0
Michelle Matheson	9	4	20	.250	0	0	1	0
Traci Ostler	0	0	0	.000	0	0	0	0
Heather Olmstead	0	0	1	.000	2	0	5	0
Totals	62	31	164	.189	55	3	42	1

Utah	K	E	TA	Pct.	A	SA	DG	BS
Jackie Morrill	0	1	2	.500	33	0	3	0
Sylva Strzinkova	14	6	38	.211	0	2	7	0
Katrena Ellett	11	1	19	.526	2	0	5	2
Alisa Geddes	7	4	18	.167	0	0	10	0
Kim Turner	17	2	24	.625	0	0	1	0
Adrienne Drake	9	0	19	.474	0	2	10	0
McKelle Stilson	8	2	18	.333	1	0	1	0
Kelsie Kartchner	0	0	0	.000	26	0	3	0
Lenka Urbanova	2	1	5	.200	0	1	14	0
Totals	68	17	143	.357	62	5	53	3
Utah St.	21	18	30					
Utah	30	30	26					

DECEMBER 1-AT TEXAS A&M

Texas	K	E	TA	Pct.	A	SA	DG	BS
Katia Lara	8	6	25	.080	1	1	14	0
Bethany Howden	11	1	34	.294	0	1	1	2
Whitney Garvens	0	0	0	.000	0	0	6	0
Gipy Duarte	5	2	21	.143	1	0	10	0
Mira Topic	17	8	38	.237	2	2	7	1
Abbie Schindler	1	1	4	.000	33	1	6	0
LaTonya Coates	1	0	11.000	0	0	7	0	
Kathryn Wilson	3	0	7	.429	0	0	1	1
Adrian Greenman	0	0	0	.000	1	0	5	0

Totals	46	18	130	.215	38	5	57	4
--------	----	----	-----	------	----	---	----	---

Texas A&M	K	E	TA	Pct.	A	SA	DG	BS
Melissa Munsch	11	2	22	.409	1	3	10	0
Brandi Mount	9	3	28	.214	5	1	9	1
Erin Lechler	10	6	27	.148	1	0	10	0
Beth Weymand	1	0	2	.500	2	0	9	0
Michelle Cole	12	1	23	.478	2	0	9	0
Jenna Moscovic	7	0	19	.368	38	0	7	0
Tara Pulaski	0	2	2-1.000	0	0	0	0	0
A.D. Achilefu	9	3	19	.316	0	1	4	0
Totals	59	17	142	.296	49	5	58	1
Texas	24	22	27					
Texas A&M	30	30	30					

DECEMBER 1-AT WISCONSIN

Michigan St.	K	E	TA	Pct.	A	SA	DG	BS
Kyla Smith	9	6	23	.130	0	0	8	0
Nikki Colson	1	2	0	.000	33	0	3	0
Erin Hartley	8	3	17	.294	0	1	10	0
Jenny Rood	7	3	17	.235	0	0	0	0
Kim Schram	6	9	20	.150	0	0	0	0
Emmy Miller	0	0	0	.000	0	1	4	0
Diana Steplyk	0	1	1-1.000	0	3	7	0	
Angela Morley	6	3	18	.167	0	0	0	0
Emily Engel	0	0	0	.000	0	1	4	0
Stephanie Knopp	0	0	0	.000	0	0	0	0
Totals	37	26	98	.112	33	6	36	0

Wisconsin	K	E	TA	Pct.	A	SA	DG	BS
Lizzy Fitzgerald	1	0	2	.500	32	2	0	0
Jill Odenthal	9	4	27	.185	0	0	4	1
Lori Rittenhouse	1	3	9	.222	1	3	10	0
Erin Byrd	6	1	17	.294	0	3	8	0
Sara Urbanek	0	0	0	.000	4	4	5	0
Sherisa Livingston	15	4	25	.440	1	0	1	0
Korie Gardner	0	0	0	.000	0	0	3	0
Amy Hultgren	6	1	12	.417	0	0	0	0
Totals	38	13	92	.272	34	12	30	2
Michigan St.	21	22	24					
Wisconsin	30	30	30					

NOVEMBER 30-NORTH CAROLINA

Pepperdine	K	E	TA	Pct.	A	SA	DG	BS
Lyndsey Hache	11	1	20	.500	2	0	2	0
Kate Wilkins	18	5	43	.302	1	0	8	0
Stacey Rouwenhorst	17	3	30	.467	0	0	9	1
Melissa Snow	5	4	12	.083	4	0	16	0
Paola Rodriguez	1	0	5	.200	49	0	16	0
Kristen Shultz	0	0	3	.000	0	1	11	0
Brie Harris	7	5	28	.071	0	0	12	2
Melissa Plass	0	0	0	.000	0	0	0	0
Totals	59	18	141	.291	56	1	74	3

North Carolina	K	E	TA	Pct.	A	SA	DG	BS
Malaika Underwood	4	2	11	.182	4	0	10	0
Eve Rackham	2	2	9	.000	34	0	13	0
Nicole Reis	9	4	34	.147	0	4	10	0
Laura Greene	10	5	41	.122	1	1	13	0
Melissa Higgins	0	0	0	.000	0	0	10	0
Holly Strauss	12	2	26	.385	0	0	0	0
Krista Buchholz	11	2	22	.409	1	0	1	0
Caroline deRoock	0	0	1	.000	1	0	2	0
Molly Pyles	0	1	2	.500	0	0	0	0
Aletha Green	0	0	0	.000	0	0	0	0
Totals	48	18	146	.205	41	5	58	1
Pepperdine	30	30	30					
North Carolina	27	26	23					

NOVEMBER 30-AT FLORIDA

Florida Int'l	K	E	TA	Pct.	A	SA	DG	BS
Debra Amundson	1	2	7	.143	2	0	11	0
Adriana Fundora	7	8	26	.038	0	2	9	0
Vanessa Gonzalez-Vinas	7	16	16	.312	0	0	13	0
Nirvana Kos	21	5	38	.421	1	3	6	2
Elizabeth Baldwin	1	1	3	.000	15	0	9	0
Jennifer Owens	6	5	22	.045				

Long Beach St.	K	E	TA	Pct.	A	SA	DG	BS
Ashanti Taylor	2	1	7	.143	0	0	3	0
Cheryl Weaver	12	3	20	.450	2	1	6	3
Lindsay Phillips	2	1	5	.200	0	0	7	0
Elisha Thomas	9	0	11	.818	0	0	0	1
Totals	43	10	87	.379	38	9	41	5

Northern Iowa	19	21	14					
Long Beach St.	30	30	30					

DECEMBER 6

Hawaii	K	E	TA	Pct.	A	SA	DG	BS
Margaret Vakasausau	1	0	3	.333	46	0	13	0
Kim Willoughby	35	18	88	.193	3	2	13	1
Nohea Tano	3	0	10	.300	0	0	8	0
Hedder Ilustre	0	0	2	.000	0	0	9	0
Lauren Duggins	5	4	12	.083	1	1	16	1
Melissa Villaroman	0	0	1	.000	2	0	12	0
Tanja Nikolic	1	0	11	.000	0	0	3	0
Jennifer Carey	3	1	11	.182	6	1	4	0
Maja Gustin	16	12	45	.089	0	2	2	0
Totals	64	35	173	.168	58	6	80	2

UCLA	K	E	TA	Pct.	A	SA	DG	BS
Ashley Bowles	11	3	29	.276	4	1	11	0
Kristee Porter	16	4	45	.267	0	0	6	1
Erika Selsor	3	1	11	.182	44	3	7	0
Lauren Fendrick	10	4	30	.200	0	0	14	0
Angela Eckmier	10	0	22	.455	0	0	4	2
Chrissie Zartman	0	0	2	.000	1	1	11	0
Brittany Ringel	4	0	8	.500	0	0	1	0
Stacey Lee	0	0	0	.000	3	0	7	0
Cira Wright	8	3	21	.238	0	0	1	1
Brynn Murphy	0	0	0	.000	0	0	0	0
Heather Cullen	0	0	2	.000	0	0	1	0
Totals	62	15	170	.276	52	5	63	4
Hawaii	25	28	30					
UCLA	30	30	22					

DECEMBER 7

UCLA	K	E	TA	Pct.	A	SA	DG	BS
Ashley Bowles	8	6	27	.074	3	1	3	0
Kristee Porter	14	7	51	.137	1	0	6	1
Erika Selsor	3	2	8	.125	30	1	7	0
Lauren Fendrick	9	1	22	.364	0	4	6	0
Angela Eckmier	2	1	4	.250	0	0	1	1
Chrissie Zartman	0	0	1	.000	0	0	3	0
Stacey Lee	0	0	0	.000	3	0	2	0
Cira Wright	3	2	10	.100	0	0	0	0
Brynn Murphy	1	0	11	.000	0	0	0	0
Heather Cullen	0	0	3	.000	0	0	0	0
Totals	40	19	127	.165	37	6	28	2

Long Beach St.	K	E	TA	Pct.	A	SA	DG	BS
Brittany Hochevar	5	5	16	.000	3	0	11	0
Tracy Bulquerin	0	0	0	.000	0	0	11	0
Keri Nishimoto	0	0	2	.000	50	0	12	0
Tayyiba Haneef	21	5	36	.444	0	0	11	1
Ashanti Taylor	6	3	11	.273	0	0	6	0
Cheryl Weaver	18	6	33	.364	0	0	6	0
Lindsay Phillips	0	0	0	.000	0	0	4	0
Elisha Thomas	9	1	14	.571	0	0	1	0
Totals	59	20	112	.348	53	0	62	1
UCLA	25	28	21					
Long Beach St.	30	30	30					

DECEMBER 6-AT SOUTHERN CALIFORNIA

Pacific (Cal.)	K	E	TA	Pct.	A	SA	DG	BS
Jamie Hamm	8	8	31	.000	0	0	19	0
Michele Kelley	0	0	0	.000	0	2	9	0
Megan Hauschild	1	0	5	.200	28	1	10	0
Jennifer Joines	8	6	34	.059	0	0	2	0
Misty Swails	12	6	29	.207	0	1	9	0
Courtney Miller	12	1	26	.423	2	0	6	1
Hayley Anderson	0	0	0	.000	8	0	0	0
Elaine Goeders	3	2	11	.091	0	0	0	1
Clarissa Bonner	0	0	1	.000	0	0	1	0
Totals	44	23	137	.153	38	4	56	2

Arizona	K	E	TA	Pct.	A	SA	DG	BS
Stefani Saragosa	10	2	18	.444	0	0	1	1
Kelli Mulvany	0	0	1	.000	0	1	6	0
Lisa Rutledge	8	4	33	.121	0	1	13	1
Shannon Torregrosa	14	4	30	.333	0	0	9	3
Dana Burkholder	2	1	7	.143	46	1	8	0
Jill Talbot	8	1	17	.412	0	0	12	0
Rachel Williams	0	0	0	.000	1	0	9	0
Erin Sebbas	10	2	21	.381	0	0	2	0
Rochelle Ruen	0	0	0	.000	0	0	0	0
Totals	52	14	127	.299	47	3	60	5
Pacific (Cal.)	26	24	27					
Arizona	30	30	30					

DECEMBER 6

Ohio St.	K	E	TA	Pct.	A	SA	DG	BS
Katie Virtue	1	0	6	.167	48	1	6	0
Erin Baker	4	0	6	.667	0	0	0	1
Anne Botica	13	12	43	.023	0	0	15	0
Suzie Stiling	5	3	25	.080	0	0	9	0
Stacey Gordon	18	7	44	.250	0	0	15	0
Shelly Draeger	9	6	27	.111	1	0	9	0
Nikki Cisco	0	0	0	.000	0	1	8	0
Totals	50	28	151	.146	49	2	62	1

Southern California	K	E	TA	Pct.	A	SA	DG	BS
Toni Anderson	1	0	1	1.000	22	1	8	0
Nicole Davis	0	0	2	.000	0	0	12	0
Keao Burdine	9	3	31	.194	2	0	7	0
Alicia Robinson	10	2	29	.276	0	0	3	2
April Ross	7	3	28	.143	0	0	16	0
Katie Olsovsky	5	1	11	.364	0	1	11	0
Tracy Lindquist	0	1	1	1.000	14	2	6	0
Lauren Killian	2	2	10	.000	0	0	0	0
Jennifer Pahl	9	2	13	.538	0	0	1	0
Totals	43	14	126	.230	38	4	64	2

Ohio St.	25	20	27					
Southern California	30	30	30					

DECEMBER 7

Arizona	K	E	TA	Pct.	A	SA	DG	BS
Stefani Saragosa	9	2	20	.350	0	0	1	1
Kelli Mulvany	0	0	0	.000	2	0	6	0
Lisa Rutledge	11	9	41	.049	2	4	14	0
Shannon Torregrosa	16	11	45	.111	0	0	8	4
Dana Burkholder	7	2	15	.333	54	0	12	1
Jill Talbot	18	4	37	.378	1	0	17	1
Rachel Williams	0	0	0	.000	0	0	6	0
Erin Sebbas	8	1	19	.368	1	0	1	2
Christina Frost	2	0	4	.500	0	1	0	0
Totals	71	29	181	.232	60	5	65	9

Southern California	K	E	TA	Pct.	A	SA	DG	BS
Toni Anderson	0	1	1	1.000	35	1	11	0
Nicole Davis	0	0	0	.000	1	1	8	0
Keao Burdine	16	15	47	.021	0	1	14	0
Alicia Robinson	12	3	31	.290	0	1	3	1
April Ross	7	2	15	.333	0	0	6	1
Katie Olsovsky	10	4	19	.316	1	0	16	2
Tracy Lindquist	0	1	1	1.000	26	0	10	0
Julie Mariani	0	0	0	.000	0	0	0	0
Emily Adams	10	4	25	.240	1	0	1	0
Kelli Lantz	0	0	1	.000	0	0	0	0
Lauren Killian	5	4	14	.071	1	0	0	1
Jennifer Pahl	15	4	32	.344	0	0	4	0
Totals	75	38	186	.199	65	4	73	5
Arizona	25	30	30					
Southern California	30	24	24					

DECEMBER 7-AT STANFORD

Utah	K	E	TA	Pct.	A	SA	DG	BS
Jackie Morrill	0	0	0	.000	26	0	4	0
Sylva Strzinkova	12	4	34	.235	0	2	13	0
Katrena Ellett	7	2	15	.333	1	0	1	0
Alisa Geddes	10	10	37	.000	0	0	6	0
Kim Turner	9	5	23	.174	0	0	0	1
Adrienne Drake	4	3	12	.083	0	0	8	0
McKelle Stilson	11	4	31	.226	1	0	2	0
Shelly Hundley	0	0	0	.000	0	0	0	0
Brenda Beal	0	0	0	.000	0	0	0	0
Kelsie Kartchner	0	0	0	.000	19	2	5	0
Britt Whiting	0	0	0	.000	0	0	0	0
Tracy Neumeier	0	0	0	.000	0	0	0	0
Lenka Urbanova	0	0	0	.000	0	1	3	0
Tara Henriksen	0	0	0	.000	0	0	2	0
Taryn Horner	0	0	0	.000	0	0	0	0
Totals	53	28	152	.164	47	5	44	1

Stanford	K	E	TA	Pct.	A	SA	DG	BS
Emily Lawrence	0	0	0	.000	1	1	1	0
Tara Conrad	15	2						

Pepperdine	K	E	TA	Pct.	A	SA	DG	BS
Melissa Snow	7	4	20	.150	4	0	15	0
Paola Rodriguez	2	2	11	.000	31	0	10	0
Kristen Shultz	0	0	1	.000	0	1	4	0
Brie Harris	4	3	20	.050	1	0	13	0
Lyndsey Hache	6	1	25	.200	0	0	0	1
Emily Rothman	0	0	2	.000	0	0	1	0
Melissa Plass	0	0	1	.000	1	0	1	0
Totals	39	24	156	.096	37	1	68	2
Florida					30	30	30	
Pepperdine					28	25	16	

DECEMBER 7

Colorado St.	K	E	TA	Pct.	A	SA	DG	BS
Courtney Cox	15	14	45	.022	2	1	9	0
Angela Knopf	12	4	34	.235	3	0	8	0
Soraya Santos	15	9	42	.143	3	0	15	0
Michelle Knox	9	4	20	.250	0	0	3	0
Lindsey Kerr	0	0	0	.000	1	0	8	0
Allison Peckham	3	2	12	.083	55	0	11	0
Melissa Courtney	0	0	0	.000	0	0	0	0
Becky Sarauer	15	5	31	.323	0	0	1	1
Katie Jo Shirley	0	0	0	.000	0	0	0	0
Kelly Kerr	0	0	0	.000	0	1	12	0
Totals	69	38	184	.168	64	2	67	1

Nebraska	K	E	TA	Pct.	A	SA	DG	BS
Greichaly Cepero	5	3	16	.125	48	1	5	1
Amber Holmquist	9	3	28	.214	1	0	0	0
Lindsay Wischmeier	0	0	0	.000	2	0	9	0
Nancy Metcalf	13	6	37	.189	2	1	11	1
Laura Pilakowski	13	6	32	.219	3	1	12	1
Anna Schrad	17	7	38	.263	1	0	13	0
Sara Parks	0	0	1	.000	1	0	5	0
Allyne Rebholz	0	0	0	.000	0	0	0	0
Sara Westling	0	0	0	.000	0	0	1	0
Jenny Kropp	9	2	25	.280	1	0	1	1
Amy Sibbensen	0	0	0	.000	0	1	2	0
Totals	66	27	177	.220	59	4	59	4
Colorado St.					31	21	26	34
Nebraska					29	30	30	36

DECEMBER 8

Florida	K	E	TA	Pct.	A	SA	DG	BS
Niki Hartley	6	4	27	.074	1	1	17	0
Kris Bova	5	0	10	.500	63	0	8	0
Aury Cruz	31	11	70	.286	2	4	20	1
Nicole McCray	11	4	22	.318	0	0	10	1
Jen Mandes	0	0	0	.000	1	0	9	0
Jacque Robinson	11	5	30	.200	2	0	6	0
Sherri Williams	1	2	3	.333	0	0	0	0
Michelle Chatman	1	2	6	.167	1	0	1	0

Florida	K	E	TA	Pct.	A	SA	DG	BS
Benavia Jenkins	11	7	29	.138	0	0	1	1
Ellen Rehme	0	0	3	.000	0	0	0	0
Lauren Moscovic	0	0	0	.000	2	0	10	0
Totals	77	35	200	.210	72	5	82	3

Nebraska	K	E	TA	Pct.	A	SA	DG	BS
Greichaly Cepero	7	2	19	.263	55	0	16	1
Nancy Metcalf	25	6	56	.339	5	7	14	0
Laura Pilakowski	16	8	44	.182	2	1	16	2
Anna Schrad	6	5	30	.033	1	0	9	1
Jenny Kropp	11	0	18	.611	1	0	2	1
Amy Sibbensen	0	0	0	.000	0	0	3	0
Amber Holmquist	7	2	21	.238	0	0	0	2
Sara Parks	0	0	0	.000	1	0	8	0
Lindsay Wischmeier	0	0	0	.000	0	0	7	0
Totals	72	23	188	.261	65	8	75	7
Florida					18	24	30	30
Nebraska					30	30	28	25

SEMIFINALS

DECEMBER 13-AT SAN DIEGO ST.

Arizona	K	E	TA	Pct.	A	SA	DG	BS
Stefani Saragosa	5	2	9	.333	0	0	1	2
Kelli Mulvany	0	0	0	.000	0	0	1	0
Lisa Rutledge	8	6	26	.077	1	1	4	0
Shannon Torregrosa	14	8	32	.188	0	0	4	0
Dana Burkholder	2	1	7	.143	36	1	6	0
Jill Talbot	7	2	18	.278	2	1	4	0
Rachel Williams	0	0	0	.000	1	0	3	0
Erin Sebbas	6	1	10	.500	0	0	0	0
Christina Frost	0	0	0	.000	0	0	0	0
Totals	42	20	102	.216	40	3	23	2

Long Beach St.	K	E	TA	Pct.	A	SA	DG	BS
Brittany Hochevar	10	3	17	.412	3	4	5	0
Tracy Bulquerin	0	0	0	.000	0	1	7	0
Keri Nishimoto	4	0	6	.667	42	0	4	0
Tayyiba Haneef	21	4	34	.500	1	2	8	2
Ashanti Taylor	5	4	14	.071	0	0	1	0
Cheryl Weaver	10	2	19	.421	1	0	6	1
Lindsay Phillips	1	0	1	1.000	1	1	2	0
Elisha Thomas	3	3	8	.000	0	0	2	0
Totals	54	16	99	.384	48	8	35	3
Arizona					27	25	20	
Long Beach St.					30	30	30	

DECEMBER 13

Stanford	K	E	TA	Pct.	A	SA	DG	BS
Emily Lawrence	0	0	0	.000	1	0	9	0
Tara Conrad	8	5	18	.167	0	1	3	1
Ashley Ivy	6	2	14	.286	3	3	11	1

Stanford	K	E	TA	Pct.	A	SA	DG	BS
Logan Tom	22	8	48	.292	1	1	9	3
Michelle Chambers	0	0	1	.000	0	0	3	0
Robyn Lewis	1	0	2	.500	41	0	7	0
Ogonna Nnamani	13	5	30	.267	0	0	1	1
Sara McGee	4	1	9	.333	0	0	1	0
Sara Sandrik	0	0	0	.000	2	0	7	0
Totals	54	21	122	.270	48	5	52	6

Nebraska	K	E	TA	Pct.	A	SA	DG	BS
Greichaly Cepero	2	2	6	.000	42	0	9	1
Amber Holmquist	9	2	24	.292	0	0	0	1
Lindsay Wischmeier	0	0	0	.000	1	1	5	0
Nancy Metcalf	14	5	40	.225	1	0	6	0
Laura Pilakowski	12	6	27	.222	0	0	7	0
Anna Schrad	3	4	15	.067	0	1	7	0
Sara Parks	0	0	0	.000	0	0	4	0
Allyne Rebholz	0	0	0	.000	0	0	0	0
Jenny Kropp	8	5	17	.176	0	0	1	1
Amy Sibbensen	0	0	0	.000	0	2	0	0
Totals	48	24	129	.186	44	4	39	3

Stanford					31	30	30	
Nebraska					29	28	21	

CHAMPIONSHIP

DECEMBER 15-AT SAN DIEGO ST.

Stanford	K	E	TA	Pct.	A	SA	DG	BS
Emily Lawrence	0	0	0	.000	1	0	5	0
Tara Conrad	7	5	15	.133	0	0	1	0
Ashley Ivy	6	4	17	.118	2	3	8	0
Logan Tom	25	7	54	.333	0	1	12	0
Michelle Chambers	0	0	0	.000	0	0	3	0
Robyn Lewis	0	0	1	.000	56	1	5	0
Ogonna Nnamani	19	4	32	.469	1	0	2	0
Sara McGee	6	1	10	.500	0	0	3	0
Sara Sandrik	0	0	0	.000	0	0	1	0
Totals	63	21	129	.326	60	5	40	0

Long Beach St.	K	E	TA	Pct.	A	SA	DG	BS
Brittany Hochevar	8	5	19	.158	2	4	7	0
Tracy Bulquerin	0	0	0	.000	0	0	6	0
Keri Nishimoto	1	0	2	.500	34	0	9	0
Tayyiba Haneef	18	2	37	.432	0	1	7	0
Ashanti Taylor	2	1	9	.111	0	0	1	0
Cheryl Weaver	7	6	25	.040	0	0	3	3
Lindsay Phillips	3	2	12	.083	0	1	2	0
Elisha Thomas	3	3	12	.000	1	0	2	0
Totals	42	19	116	.198	37	6	37	3

Stanford					31	30	30	
Long Beach St.					29	28	25	

History

Team Results

Year	Champion (Record)	Coach	Score	Runner-Up	Host or Site	Championship Match Attendance	Championship Total Attendance
1981	Southern California (27-10)	Chuck Erbe	3-2	UCLA	UCLA	6,289	11,875
1982	Hawaii (33-1)	Dave Shoji	3-2	Southern California	Pacific (Cal.)	4,126	18,462
1983	Hawaii (34-2)	Dave Shoji	3-0	UCLA	Kentucky	2,000	27,863
1984	UCLA (33-6)	Andy Banachowski	3-2	Stanford	UCLA	4,285	29,215
1985	Pacific (Cal.) (36-3)	John Dunning	3-1	Stanford	Western Mich.	7,876	37,521
1986	Pacific (Cal.) (39-3)	John Dunning	3-0	Nebraska	Pacific (Cal.)	6,500	40,103
1987	Hawaii (37-2)	Dave Shoji	3-1	Stanford	Indianapolis	6,885	41,811
1988	Texas (34-5)	Mick Haley	3-0	Hawaii	Minnesota	9,107	40,437
1989	Long Beach St. (32-5)	Brian Gimmillaro	3-0	Nebraska	Hawaii	5,69	

All-Tournament Teams

**Most Outstanding Player.*

1981

Jeanne Beauprey, UCLA
Jayne Gibson, Pacific (Cal.)
Patty Orozco, UCLA
Linda Robertson, UCLA
Dana Smith, Southern California
Cathy Stukel, Southern California

1982

Tracy Clark, Southern California
Deitre Collins, Hawaii
Mary Holland, San Diego St.
Kim Oden, Stanford
Kim Ruddins, Southern California
Lisa Strand, Hawaii

1983

Deitre Collins, Hawaii
Joyce Kaapuni, Hawaii
Patty Orozco, UCLA
Kori Pulaski, Hawaii
Kari Rush, Stanford
Jan Sanders, Pacific (Cal.)

1984

Michelle Boyette, UCLA
Bobbi Broer, Stanford
Susan Compton, Stanford
Merja Connolly, UCLA
Liz Masakayan, UCLA
Kim Oden, Stanford

1985

Liz Masakayan, UCLA
Teri McGrath, Pacific (Cal.)
Elaina Oden, Pacific (Cal.)
Kim Oden, Stanford
Kim Ruddins, Southern California
Wendi Rush, Stanford

1986

Karen Dahlgren, Nebraska
Tisha Delaney, Nebraska
Brooke Herrington, Pacific (Cal.)
Liz Hert, Pacific (Cal.)
Teri McGrath, Pacific (Cal.)
Elaina Oden, Pacific (Cal.)

1987

Suzanne Eagye, Hawaii
Diana Jessie, Hawaii
Nancy Reno, Stanford
Wendi Rush, Stanford
Teresa Smith, Stanford
Tee Williams, Hawaii

1988

Martina Cincerova, Hawaii
Dawn Davenport, Texas
Mary Eggers, Illinois
Stacie Nichols, Texas
Sue Schelfhout, Texas
Tee Williams, Hawaii

1989

Tara Cross, Long Beach St.
Val Novak, Nebraska
Chris Rudiger, Texas-Arlington
Sheri Sanders, Long Beach St.
Eileen Shannon, Nebraska
Antoinette White, Long Beach St.

1990

Natalie Williams, UCLA
Marissa Hatchett, UCLA
Jenny Evans, UCLA
Holly McPeak, UCLA
Monique Adams, LSU
Krissy Fifer, Pacific (Cal.)

1991

Sabrina Hernandez, Long Beach St.
Danielle Scott, Long Beach St.

Elaine Youngs, UCLA
Christine Romero, Long Beach St.
Angie Miller, LSU
*Antoinette White, Long Beach St.
*Natalie Williams, UCLA

1992

Carrie Feldman, Stanford
Aycan Gokberk, Florida
Bev Oden, Stanford
Cary Wendell, Stanford
Natalie Williams, UCLA
Elaine Youngs, UCLA

1993

Nichelle Burton, Long Beach St.
Salima Davidson, Penn St.
Charlene Johnson, Brigham Young
Jen Reimers, Penn St.
Danielle Scott, Long Beach St.
Zeynep Ton, Penn St.

1994

Jenny Johnson, UCLA
Marnie Triefenbach, Stanford
Annett Buckner, UCLA
Kristin Folk, Stanford
Salima Davidson, Penn St.
Cary Wendell, Stanford

1995

Allison Weston, Nebraska
Kate Crnich, Nebraska
Kristin Folk, Stanford
Christy Johnson, Nebraska
Demetria Sance, Texas
Billie Winsett, Nebraska

1996

*Kerri Walsh, Stanford
Kristin Folk, Stanford
Lisa Sharpley, Stanford
Angelica Ljungquist, Hawaii
Robyn Ah Mow, Hawaii
Lisa Reitsma, Nebraska

1997

*Terri Zemaitis, Penn St.
Kristin Folk, Stanford
Paula McNamee, Stanford
Carrie Schonveld, Penn St.
Lisa Sharpley, Stanford
Lauren Cacciamani, Penn St.

1998

*Misty May, Long Beach St.
*Lauren Cacciamani, Penn St.
Benishe Dillard, Long Beach St.
Veronica Walls, Long Beach St.
Jessica Alvarado, Long Beach St.
Bonnie Bremner, Penn St.

1999

*Lauren Cacciamani, Penn St.
Bonnie Bremner, Penn St.
Carrie Schonveld, Penn St.
Kerri Walsh, Stanford
Logan Tom, Stanford
Elsa Stegemenn, Pacific (Cal.)

2000

*Greichaly Cepero, Nebraska
Amber Holmquist, Nebraska
Laura Pilakowski, Nebraska
Lizzy Fitzgerald, Wisconsin
Sherisa Livingston, Wisconsin
Lily Kahumoku, Hawaii

2001

*Logan Tom, Stanford
Ogonna Nnamani, Stanford
Robyn Lewis, Stanford
Ashley Ivy, Stanford
Tayyiba Haneef, Long Beach St.
Brittany Hochevar, Long Beach St.

Individual Records

KILLS, MATCH

46—Elsa Stegemann, Pacific (Cal.) (3) vs. Michigan (2), 12-4-99.

KILLS, TOURNAMENT

139—Sherisa Livingston, Wisconsin, 2000 (14 vs. Bucknell, 25 vs. Northern Iowa, 29 vs. Kansas St., 31 vs. UCLA, 21 vs. Southern California, 19 vs. Nebraska).

TOTAL ATTEMPTS, MATCH

99—Tee Williams-Sanders, Hawaii (3) vs. Cal Poly (2), 12-8-99.

TOTAL ATTEMPTS, TOURNAMENT

317—Nancy Meendering, Nebraska, 1998 (20 vs. Morgan St., 66 vs. Utah, 73 vs. Pepperdine, 78 vs. Wisconsin, 80 vs. Penn St.).

SERVICE ACES, MATCH

11—Beverly Robinson, Tennessee (3) vs. Northwestern (2), 12-4-82.

SERVICE ACES, TOURNAMENT

20—Misty May, Long Beach St., 1998 (4 vs. Southern, 4 vs. Arizona, 4 vs. Illinois, 4 vs. Texas, 2 vs. Florida, 2 vs. Penn St.).

BLOCK SOLOS, MATCH

11—Marsha Bond, Kentucky (1) vs. Hawaii (3), 12-11-83.

BLOCK SOLOS, TOURNAMENT

15—Jayne Gibson, Pacific (Cal.), 1981 (2 vs. Penn St., 4 vs. Cal Poly, 6 vs. Southern California, 3 vs. San Diego St.); Deitre Collins, Hawaii, 1982 (1 vs. San Jose St., 6 vs. Cal Poly, 2 vs. Stanford, 6 vs. Southern California).

DIGS, MATCH

45—Anja Knutsen, Cal Poly (2) vs. Hawaii (3), 12-8-89.

DIGS, TOURNAMENT

95—Dorothy Hert, Pacific (Cal.), 1986 (12 vs. Idaho St., 32 vs. San Diego St., 22 vs. Hawaii, 20 vs. Texas, 9 vs. Nebraska).

HITTING PERCENTAGE, MATCH

(Min. 15 Attempts)

.800—Toni Himmer, San Diego St. (3) vs. Colorado St. (0), 12-4-83.

HITTING PERCENTAGE, TOURNAMENT

(Min. 75 Attempts)

.564—Marissa Dalee, Arizona 2000 (.588 vs. Alabama A&M, 11-1/17; .667 vs. Michigan, 13-1/18; .294 vs. Brigham Young, 6-1/17; .654 vs. Nebraska, 17-0/26).

Team Records

KILLS, MATCH

112—Texas-Arlington (3) vs. Pepperdine (2), 12-3-88;
UC Santa Barb. (2) vs. Cal Poly (3), 12-3-89; Texas (2) vs. LSU (3), 12-9-90.

KILLS, TOURNAMENT

400—Wisconsin, 2000 (31 vs. Bucknell, 80 vs. Northern Iowa, 72 vs. Kansas St., 95 vs. UCLA, 60 vs. Southern California, 62 vs. Nebraska).

TOTAL ATTEMPTS, MATCH

328—UC Santa Barb. (2) vs. Cal Poly (3), 12-3-89.

TOTAL ATTEMPTS, TOURNAMENT

1,019—Wisconsin, 2000 (56 vs. Bucknell, 178 vs. Northern Iowa, 182 vs. Kansas St., 260 vs. UCLA, 152 vs. Southern California, 191 vs. Nebraska).

SERVICE ACES, MATCH

20—Tennessee (3) vs. Northwestern (2), 12-4-82.

SERVICE ACES, TOURNAMENT

43—Long Beach St., 1998 (15 vs. Southern U., 7 vs. Arizona, 8 vs. Illinois, 6 vs. Texas, 4 vs. Florida, 3 vs. Penn St.).

BLOCK SOLOS, MATCH

25—Kentucky (1) vs. Hawaii (3), 12-11-83.

BLOCK SOLOS, TOURNAMENT

35—Hawaii, 1983 (11 vs. Tennessee, 10 vs. Kentucky, 6 vs. Stanford, 8 vs. UCLA).

DIGS, MATCH

177—UC Santa Barb. (2) vs. Cal Poly (3), 12-3-89.

DIGS, TOURNAMENT

410—Wisconsin, 2000 (26 vs. Bucknell, 72 vs. Northern Iowa, 71 vs. Kansas St., 99 vs. UCLA, 67 vs. Southern California, 75 vs. Nebraska).

HITTING PERCENTAGE, MATCH

.667—Stanford (3) vs. Pacific (Cal.) (1), 12-18-83.

HITTING PERCENTAGE, TOURNAMENT

(Min. 2 Matches)

.369—Long Beach St., 1995 (.473 vs. Colorado St., 66-14/110; .299 vs. San Diego St., 69-20/164).

Won-Lost Records in Tournament Play

(Note: Beginning in 1986, no third place game was played. Third-place is awarded to both semifinalists.)

Team (Years Participated)	Yrs.	Won	Lost	Pct.	1st	2nd	3rd	4th
Alabama A&M (2000-01)	21	0	21	.000	0	0	0	0
American (1997-98-2001)	32	0	32	.000	0	0	0	0
Appalachian St. (1993-94)	2	0	2	.000	0	0	0	0
Arizona (1981-82-83-84-85-86-87-88-89-93-94-96-97-98-99-2000-01)	17	19	17	.528	0	0	0	0
Arizona St. (1981-82-83-85-86-87-88-92-93-94-95-99-2000)	13	6	13	.316	0	0	0	0
Arkansas (1996-97-98-99-2001)	5	5	5	.500	0	0	0	0
Ark. Little Rock (1996-97-98-2000)	4	0	4	.000	0	0	0	0
Arkansas St. (1992-94-95-99)	4	0	4	.000	0	0	0	0
Ball St. (1992-93-94-95-99-2000)	6	2	6	.250	0	0	0	0
Baylor (1999-2001)	2	1	2	.333	0	0	0	0
Bowling Green (1991)	1	0	1	.000	0	0	0	0
Brigham Young (1981-82-83-84-85-86-87-88-90-91-92-93-94-95-96-97-98-99-2000-01)	20	26	20	.565	0	0	1	0
Brown (1996-98)	2	0	2	.000	0	0	0	0
Bucknell (1998-2000)	2	0	2	.000	0	0	0	0
Butler (1997)	1	0	1	.000	0	0	0	0
Cal Poly (1981-82-83-84-85-86-87-88-89-99-2000)	11	10	11	.476	0	0	0	0
Cal St. Northridge (1992-96)	2	0	2	.000	0	0	0	0
California (1982-83-87-88-89)	5	3	5	.375	0	0	0	0
UC Irvine (1988)	1	0	1	.000	0	0	0	0
UCLA (1981-82-83-84-85-86-87-88-89-90-91-92-93-94-95-97-98-99-2000-01)	20	54	18	.750	3	4	2	1
UC Santa Barb. (1981-82-83-84-85-86-87-88-89-90-91-92-93-94-95-96-97-98-99-2000-01)	21	18	21	.462	0	0	0	0
UCF (1994-95-96-97-2001)	5	1	5	.167	0	0	0	0
Chattanooga (1997-98)	2	0	2	.000	0	0	0	0
Cincinnati (1981-99-2000-01)	4	10	4	.250	0	0	0	0
Clemson (1993-94-97-98-99)	5	2	5	.286	0	0	0	0
Coastal Caro. (1996-98)	2	0	2	.000	0	0	0	0
Colgate (1996-99)	2	0	2	.000	0	0	0	0
Colorado (1989-91-92-93-94-95-96-97-98-99-2000-01)	12	8	12	.400	0	0	0	0
Colorado St. (1983-84-85-86-87-88-95-96-97-98-99-2000-01)	13	13	13	.500	0	0	0	0
Cornell (1993)	1	0	1	.000	0	0	0	0
Davidson (1999-2000)	2	0	2	.000	0	0	0	0
DePaul (1993-2001)	21	0	21	.000	0	0	0	0
Duke (1984-85-86-91-92-93-94-2000-01)	9	5	9	.357	0	0	0	0
Eastern Ky. (1984)	1	0	1	.000	0	0	0	0
Eastern Ill. (2001)	1	0	1	.000	0	0	0	0
Eastern Wash. (1989-98-99-2001)	4	10	4	.200	0	0	0	0
Fairfield (1997-98-99-2000-01)	54	0	54	.000	0	0	0	0
Florida (1987-91-92-93-94-95-96-97-98-99-2000-01)	12	30	12	.714	0	0	5	0
Florida A&M (1999-2001)	2	0	2	.000	0	0	0	0
Fla. Atlantic (1999)	2	0	2	.000	0	0	0	0
Florida Int'l (2001)	1	1	1	.500	0	0	0	0
Florida St. (1983-85-87-88-89-90-92-93-97-98)	10	1	10	.091	0	0	0	0
Fresno St. (1984-91-98)	3	2	3	.400	0	0	0	0
George Mason (1993-94-95-96)	4	1	4	.200	0	0	0	0
George Washington (1993-94-95-2000)	4	3	4	.429	0	0	0	0
Georgetown (1998-99)	2	0	2	.000	0	0	0	0
Georgia (1985-86-91-92-93-94-95)	7	5	7	.417	0	0	0	0
Georgia St. (2000)	1	0	1	.000	0	0	0	0
Ga. Southern (2001)	1	0	1	.000	0	0	0	0
Georgia Tech (1994-95-96-2000-01)	5	3	5	.375	0	0	0	0
Gonzaga (1990)	1	0	1	.000	0	0	0	0
Hawaii (1981-82-83-84-85-86-87-88-89-90-91-93-94-95-96-97-98-99-2000-01)	20	46	17	.730	3	2	1	0
Hofstra (1995-96-97-99-2000)	5	0	5	.000	0	0	0	0
Houston (1989-91-92-93-94-95-96-97-98-99-2000)	11	3	11	.214	0	0	0	0
Idaho (1992-93-94-95)	4	2	4	.333	0	0	0	0
Idaho St. (1986-87-90)	3	0	3	.000	0	0	0	0
Illinois (1985-86-87-88-89-90-91-92-93-94-95-98-99-2001)	14	19	14	.576	0	0	2	0
Illinois St. (1982-83-84-85-88-89-92-93-96-97-98)	11	2	11	.154	0	0	0	0
Indiana (1995-98-99)	3	2	3	.400	0	0	0	0
Iowa (1989-94)	2	0	2	.000	0	0	0	0
Iowa St. (1995)	1	1	1	.500	0	0	0	0
James Madison (1999-2000)	2	0	2	.000	0	0	0	0
Kansas St. (1996-97-98-99-2000-01)	6	6	6	.500	0	0	0	0
Kentucky (1983-87-88-90-92-93)	6	7	6	.538	0	0	0	0
Lamar (1983-84-93)	3	0	3	.000	0	0	0	0
Lehigh (1997)	1	0	1	.000	0	0	0	0
Liberty (1997-99-2001)	3	0	3	.000	0	0	0	0
Long Beach St. (1985-87-88-89-90-91-92-93-94-95-96-97-98-99-2000-01)	16	44	13	.772	3	2	3	0

Team (Years Participated)	Yrs.	Won	Lost	Pct.	1st	2nd	3rd	4th
LSU (1986-87-89-90-91-92)	6	10	6	.625	0	0	2	0
Louisville (1982-90-91-92-93-94-95-96-98-99-2000-01)	12	6	12	.331	0	0	0	0
Loyola Marymount (1986-94-95-96-97-99-2000)	7	4	7	.364	0	0	0	0
Loyola (Ill.) (1995-99-2000)	3	0	3	.000	0	0	0	0
Marshall (1995)	1	0	1	.000	0	0	0	0
Maryland (1990-95-96-97)	4	2	4	.333	0	0	0	0
UMBC (1998)	1	0	1	.000	0	0	0	0
Memphis (1994)	1	0	1	.000	0	0	0	0
Miami (Ohio) (1981-90-95-96-97-98)	6	1	6	.143	0	0	0	0
Michigan (1997-99-2000)	3	3	3	.500	0	0	0	0
Michigan St. (1994-95-96-97-98-99-2000-01)	8	9	8	.529	0	0	1	0
Middle Tenn. (1995)	1	0	1	.000	0	0	0	0
Minnesota (1989-93-96-97-99-2000-01)	7	10	7	.588	0	0	0	0
Missouri (2000-01)	21	0	21	.000	0	0	0	0
Montana (1990-91-94)	3	1	3	.250	0	0	0	0
Morgan St. (1997-98-2000)	3	0	3	.000	0	0	0	0
Nebraska (1982-83-84-85-86-87-88-89-90-91-92-93-94-95-96-97-98-99-2000-01)	20	51	18	.739	2	2	4	0
Nevada (1998-2001)	21	0	21	.000	0	0	0	0
New Hampshire (1998)	1	0	1	.000	0	0	0	0
New Mexico (1981-88-90-91-92-93-94)	7	5	7	.417	0	0	0	0
North Carolina (1982-83-88-89-98-99-2000-01)	8	3	8	.273	0	0	0	0
North Carolina St. (1987)	1	0	1	.000	0	0	0	0
North Texas (1995)	1	0	1	.000	0	0	0	0
Northeastern (2001)	1	0	1	.000	0	0	0	0
Northern Arizona (1999)	1	0	1	.000	0	0	0	0
Northern Ill. (1993-96-97-98-2001)	5	3	5	.375	0	0	0	0
Northern Iowa (1986-87-91-94-95-98-99-2000-01)	9	7	9	.438	0	0	0	0
Northwestern (1981-82-83-84)	4	0	4	.000	0	0	0	0
Notre Dame (1988-92-93-94-95-96-97-98-99-2000-01)	11	10	11	.476	0	0	0	0
Ohio St. (1989-90-91-92-93-94-95-96-97-98-99-2000-01)	13	18	13	.587	0	0	2	0
Oklahoma (1987-88-97)	3	3	3	.500	0	0	0	0
Oral Roberts (1995-96-97-98-99-2000-01)	7	4	7	.364	0	0	0	0
Oregon (1984-86-87-89)	4	1	4	.200	0	0	0	0
Oregon St. (1983-2001)	2	0	2	.000	0	0	0	0
Pacific (Cal.) (1981-82-83-84-85-86-87-88-89-90-91-92-93-94-95-96-97-98-99-2000-01)	21	44	21	.677	2	1	2	2
Pennsylvania (2001)	1	0	1	.000	0	0	0	0
Penn St. (1981-82-83-84-85-86-87-88-89-90-91-92-93-94-95-96-97-98-99-2000-01)	21	37	20	.649	1	3	1	0
Pepperdine (1981-82-84-86-87-88-89-90-91-97-98-99-2000-01)	14	75	14	.333	0	0	0	0
Pittsburgh (1982-84-86-87-90-91-92-93-94)	9	2	9	.182	0	0	0	0
Prairie View A&M (1999)	1	0	1	.000	0	0	0	0
Princeton (1994-97-99-2000)	4	0	4	.000	0	0	0	0
Providence (1983-85)	2	0	2	.000	0	0	0	0
Purdue (1981-82-83-84-85-87-90)	7	6	7	.462	0	0	0	0
Radford (1993-2000)	2	0	2	.000	0	0	0	0
Rhode Island (1985-91)	2	0	2	.000	0	0	0	0
Rider (1994)	1	0	1	.000	0	0	0	0
Robert Morris (1999-2000-01)	3	0	3	.000	0	0	0	0
Rutgers (1982)	1	0	1	.000	0	0	0	0
Sacramento St. (1997-98-99-2000)	4	1	4	.200	0	0	0	0
Sam Houston St. (1993-96)	2	0	2	.000	0	0	0	0
San Diego (1993-96-97-98-99-2001)	6	4	6	.400	0	0	0	0
San Diego St. (1981-82-83-84-85-86-88-89-90-94-95-96-2001)	13	15	13	.536	0	0	2	0
San Jose St. (1982-83-84-85-86-87-88-89-90-98-2000-01)	12	8	13	.381	0	0	0	1
Santa Clara (1992-93-98-99-2000-01)	6	2	6	.250	0	0	0	0
Siena (1995)	1	0	1	.000	0	0	0	0
South Carolina (1984-95-97-98-2000-01)	6	3	6	.333	0	0	0	0
South Fla. (1993-95-96-97-98-2000)	6	1	6	.143	0	0	0	0
Southeast Mo. St. (1996-98-99-2000)	4	1	4	.200	0	0	0	0
Southern U. (1998)	1	0	1	.000	0	0	0	0
Southern California (1981-82-83-84-85-87-88-89-91-92-93-94-95-96-97-98-99-2000-01)	19	33	18	.647	1	1	2	0
Southwest Mo. St. (1982-90-93)	3	0	3	.000	0	0	0	0
Southwest Tex. St. (1986-91-98)	3	0	3	.000	0	0	0	0
Stanford (1981-82-83-84-85-86-87-88-89-90-91-92-93-94-95-96-97-98-99-2000-01)	21	63	17	.788	54	4	3	1
Stephen F. Austin (1994-97-99)	3	0	3	.000	0	0	0	0
Temple (1997-98-99)	3	0	3	.000	0	0	0	0
Tennessee (1981-82-83-84-93-2000)	6	4	6	.400	0	0	0	0
Tennessee Tech (1997)	1	0	1	.000	0	0	0	0
Texas (1982-83-84-85-86-87-88-89-90-91-92-93-94-95-96-97-98-99-2001)	19	39	18	.684	1	1	2	0
Texas-Arlington (1985-86-87-88-89-90-2001)	7	7	7	.500	0	0	1	0
Texas A&M (1981-82-85-86-93-94-95-96-97-98-99-2000-01)	13	16	13	.552	0	0	0	0
Texas-San Antonio (2000)	1	0	1	.000	0	0	0	0
Texas Tech (1990-91-92-95-96-98-2000-01)	8	3	8	.273	0	0	0	0
U.S. Int'l (1986)	1	0	1	.000	0	0	0	0
Utah (1998-99-2000-01)	4	5	4	.556	0	0	0	0
Utah St. (2000-01)	2	2	2	.500	0	0	0	0
Villanova (1997)	1	0	1	.000	0	0	0	0
Virginia (1998-99)	2	0	2	.000	0	0	0	0
Washington (1986-88-89-94-96-97)	6	6	6	.500	0	0	0	0
Washington St. (1991-93-94-95-96-97-2000-01)	8	6	8	.429	0	0	0	0
Weber St. (1988)	1	0	1	.000	0	0	0	0
Western Mich. (1982-83-84-85-86-87-88-89-2000)	9	5	9	.357	0	0	0	0
William & Mary (2001)	1	0	1	.000	0	0	0	0

Team (Years Participated)

Wisconsin (1990-91-93-94-96-97-98-99-2000-01)	10	18	10	.643	0	1	0	0
Wis.-Milwaukee (1998-99-2000-01)	4	0	4	.000	0	0	0	0
Wyoming (1986-89-90-94)	4	2	4	.333	0	0	0	0
Xavier (2001)	1	0	1	.000	0	0	0	0

Yrs.	Won	Lost	Pct.	1st	2nd	3rd	4th
10	18	10	.643	0	1	0	0
4	0	4	.000	0	0	0	0
4	2	4	.333	0	0	0	0
1	0	1	.000	0	0	0	0

All-Time Results

1981 First Round: Texas A&M def. Pepperdine, 15-13, 15-12, 9-15, 15-9; Penn St. def. Cincinnati, 15-8, 15-6, 15-2; Purdue def. Tennessee, 15-13, 15-10, 15-10; New Mexico def. Miami (Ohio), 11-15, 15-11, 15-11, 15-9. **Regional Semifinals:** Hawaii def. Texas A&M, 15-6, 15-10, 15-7; Southern California def. Arizona, 15-6, 15-5, 15-10; Pacific (Cal.) def. Penn St., 10-15, 15-13, 15-10, 2-15, 15-13; Cal Poly def. Northwestern, 18-16, 15-11, 16-14; UCLA def. Purdue, 15-11, 6-15, 11-15, 15-8, 15-3; Stanford def. Arizona St., 15-0, 15-10, 15-6; San Diego St. def. New Mexico, 15-7, 15-3, 15-8; UC Santa Barb. def. Brigham Young, 15-11, 13-15, 4-15, 15-9, 15-8. **Regional Finals:** Southern California def. Hawaii, 15-12, 15-4, 11-15, 15-5; Pacific (Cal.) def. Cal Poly, 15-12, 15-12, 8-15, 15-9; UCLA def. Stanford, 4-15, 15-10, 15-10, 10-15, 15-3; San Diego St. def. UC Santa Barb., 15-9, 15-1, 15-8. **Semifinals:** Southern California def. Pacific (Cal.), 9-15, 15-12, 15-11, 15-11; UCLA def. San Diego St., 15-10, 15-8, 15-9, 15-8. **Third Place:** San Diego St. def. Pacific (Cal.), 15-5, 15-10, 15-7. **Championship:** Southern California def. UCLA, 9-15, 15-7, 10-15, 15-13, 15-7.

1982 First Round: San Jose St. def. UC Santa Barb., 14-16, 15-6, 15-3, 12-15, 16-14; Arizona St. def. Illinois St., 14-16, 15-13, 15-8, 15-13; Cal Poly def. Pittsburgh, 15-9, 15-2, 15-5; Pacific (Cal.) def. North Carolina, 15-6, 15-3, 15-4; Arizona def. Texas A&M, 15-6, 15-8, 15-7; Texas def. Southwest Mo. St., 15-10, 8-15, 15-7, 15-13; Tennessee def. Northwestern, 15-12, 7-15, 4-15, 15-8, 15-9; Nebraska def. Penn St., 15-13, 15-5, 15-13; Purdue def. Rutgers, 12-15, 15-7, 15-3, 15-9; UCLA def. Louisville, 15-6, 15-4, 15-8; Brigham Young def. Western Mich., 15-10, 15-7, 15-7; California def. Pepperdine, 17-15, 15-13, 15-4. **Regional Semifinals:** Hawaii def. San Jose St., 15-10, 15-8, 15-2; Cal Poly def. Arizona St., 11-15, 15-11, 16-14, 15-10; Stanford def. Texas, 15-8, 15-8, 15-7; Pacific (Cal.) def. Arizona, 15-13, 15-13, 7-15, 15-5; Southern California def. Tennessee, 15-11, 15-7, 15-8; Purdue def. Nebraska, 12-15, 12-15, 15-4, 15-12, 15-5; UCLA def. Brigham Young, 15-5, 15-4, 18-16; San Diego St. def. California, 15-8, 15-11, 11-15, 15-13. **Regional Finals:** Hawaii def. Cal Poly, 5-15, 15-8, 15-12, 15-6; Stanford def. Pacific (Cal.), 15-6, 15-8, 15-11; Southern California def. Purdue, 15-13, 15-3, 15-8; San Diego St. def. UCLA, 15-7, 15-10, 6-15, 15-6. **Semifinals:** Hawaii def. Stanford, 12-15, 15-9, 12-15, 15-11, 15-6; Southern California def. San Diego St., 15-13, 15-12, 15-12. **Third Place:** San Diego St. def. Stanford, 13-15, 15-11, 17-15, 10-15, 16-14. **Championship:** Hawaii def. Southern California, 14-16, 9-15, 15-13, 15-10, 15-12.

1983 First Round: California def. Oregon St., 12-15, 9-15, 15-12, 15-11, 15-10; UC Santa Barb. def. Northwestern, 15-5, 15-13, 15-8; Cal Poly def. San Jose St., 15-5, 15-7, 14-16, 15-13; Purdue def. Illinois St., 15-9, 5-15, 3-15, 15-1, 15-5; Western Mich. def. Nebraska, 9-15, 15-12, 15-12, 15-8; Penn St. def. Providence, 15-10, 15-9, 15-9; Tennessee def. Florida St., 12-15, 12-15, 15-1, 15-10, 15-8; Texas def. Lamar, 15-4, 15-3, 15-10; Kentucky def. North Carolina, 15-2, 15-13, 15-12; Arizona def. Southern California, 15-10, 4-15, 15-10, 4-15, 15-9; San Diego St. def. Colorado St., 15-8, 15-12, 15-9; Brigham Young def. Arizona St., 15-8, 15-8, 15-12. **Regional Semifinals:** Pacific (Cal.) def. California, 15-11, 15-3, 15-3; Cal Poly def. UC Santa Barb., 15-4, 12-15, 15-11, 13-15, 15-4; Western Mich. def. Purdue, 15-3, 9-15, 15-9, 14-16, 15-10; UCLA def. Penn St., 15-1, 16-14, 15-11; Hawaii def. Tennessee, 15-6, 15-7, 15-4; Kentucky def. Texas, 15-7, 6-15, 14-16, 15-13, 15-10; San Diego St. def. Arizona, 11-15, 15-7, 15-1, 15-5; Stanford def. Brigham Young, 16-

14, 4-15, 15-12, 15-4. **Regional Finals:** Pacific (Cal.) def. Cal Poly, 15-9, 15-3, 15-10; UCLA def. Western Mich., 15-6, 15-8, 15-12; Hawaii def. Kentucky, 10-15, 18-16, 15-9, 15-10; Stanford def. San Diego St., 15-7, 15-11, 15-8. **Semifinals:** UCLA def. Pacific (Cal.), 15-5, 15-12, 15-17, 9-15, 15-7; Hawaii def. Stanford, 15-9, 15-7, 15-7. **Third Place:** Stanford def. Pacific (Cal.), 7-15, 15-8, 15-11, 15-2. **Championship:** Hawaii def. UCLA, 15-13, 15-4, 15-10.

1984 First Round: Colorado St. def. Arizona, 15-13, 15-11, 10-15, 15-11; San Diego St. def. Brigham Young, 15-13, 15-9, 15-11; Southern California def. Pepperdine, 15-6, 14-16, 15-8, 13-15, 15-8; Nebraska def. Pittsburgh, 15-6, 15-10, 18-16; Western Mich. def. Illinois St., 15-13, 9-15, 15-8, 17-15; Penn St. def. Northwestern, 7-15, 15-9, 15-4, 9-15, 15-3; Fresno St. def. UC Santa Barb., 12-15, 15-13, 15-11, 15-6; San Jose St. def. Purdue, 5-15, 15-8, 15-9, 15-13; Oregon def. Hawaii, 15-9, 16-4, 14-16, 3-15, 15-9; Texas def. Lamar, 15-4, 15-10, 15-8; Tennessee def. Eastern Ky., 15-2, 15-6, 15-9; Duke def. South Carolina, 15-13, 15-8, 10-15, 15-9. **Regional Semifinals:** Stanford def. Colorado St., 15-2, 15-5, 15-5; Southern California def. San Diego St., 15-7, 15-13, 15-10; Nebraska def. Western Mich., 15-12, 15-10, 8-15, 15-7; Pacific (Cal.) def. Penn St., 15-4, 15-8, 15-12; Fresno St. def. Cal Poly, 7-15, 15-11, 4-15, 15-4, 16-14; San Jose St. def. Oregon, 15-4, 17-15, 15-12; Texas def. Tennessee, 15-6, 15-7, 10-15, 15-6; UCLA def. Duke, 15-4, 15-3, 15-8. **Regional Finals:** Stanford def. Southern California, 11-15, 14-16, 15-9, 15-9, 15-10; Pacific (Cal.) def. Nebraska, 15-7, 15-8, 13-15, 15-3; San Jose St. def. Fresno St., 15-6, 6-15, 15-5, 15-4; UCLA def. Texas, 15-17, 15-11, 15-13, 16-14. **Semifinals:** Stanford def. Pacific (Cal.), 15-11, 15-10, 15-12; UCLA def. San Jose St., 15-6, 15-2, 15-4. **Third Place:** Pacific (Cal.) def. San Jose St., 7-15, 15-13, 15-9, 15-6. **Championship:** UCLA def. Stanford, 15-12, 7-15, 15-10, 9-15, 15-13.

1985 First Round: Colorado St. def. Rhode Island, 15-5, 15-8, 15-3; Arizona def. Arizona St., 12-15, 13-15, 15-11, 15-12, 15-13; Brigham Young def. Providence, 15-3, 15-4, 15-5; Nebraska def. Penn St., 15-8, 15-7, 15-12; Purdue def. Illinois St., 15-11, 15-5, 15-6; Illinois def. Western Mich., 15-9, 15-11, 12-15, 15-2; Georgia def. Florida St., 15-6, 15-1, 15-10; Texas A&M def. Texas-Arlington, 15-6, 11-15, 16-14, 8-15, 15-10; Texas def. Duke, 15-9, 15-6, 15-8; Cal Poly def. UC Santa Barb., 15-13, 15-9, 7-15, 12-15, 15-13; San Jose St. def. Long Beach St., 16-14, 15-13, 15-12; Hawaii def. San Diego St., 15-12, 11-15, 15-8, 16-14. **Regional Semifinals:** Stanford def. Colorado St., 15-6, 15-10, 15-8; Brigham Young def. Arizona, 12-15, 15-10, 15-6, 8-15, 16-14; Nebraska def. Purdue, 15-1, 16-14, 12-15, 15-11; Southern California def. Illinois, 15-8, 15-8, 15-9; UCLA def. Georgia, 15-3, 15-5, 15-8; Texas def. Texas A&M, 15-6, 15-8, 15-3; Cal Poly def. San Jose St., 15-9, 15-5, 15-9; Pacific (Cal.) def. Hawaii, 15-7, 15-6, 15-4. **Regional Finals:** Stanford def. Brigham Young, 15-7, 10-15, 15-9, 15-12; Southern California def. Nebraska, 5-15, 15-11, 15-12, 15-7; UCLA def. Texas, 15-8, 15-10, 15-11; Pacific (Cal.) def. Cal Poly, 16-14, 15-13, 15-7. **Semifinals:** Stanford def. Southern California, 15-9, 7-15, 15-10, 15-6; Pacific (Cal.) def. UCLA, 15-11, 15-7, 9-15, 17-15. **Third Place:** Southern California def. UCLA, 15-7, 15-12, 8-15, 11-15, 15-3. **Championship:** Pacific (Cal.) def. Stanford, 15-17, 15-7, 15-12, 15-13.

1986 First Round: Pacific (Cal.) def. Idaho St., 15-7, 15-9, 15-4; San Diego St. def. UC Santa Barb., 15-11, 15-8, 9-15, 15-11; San Jose St. def. Cal Poly, 15-7, 14-16, 15-11, 15-11; Hawaii def. U.S. Int'l, 15-5, 15-4, 15-8; Texas-Arlington def. Southwest Tex. St., 9-15, 15-3, 15-7, 15-6; LSU def. Arizona, 15-12, 5-15, 15-12, 12-15, 15-9; Georgia def. Texas A&M, 5-15, 15-4, 15-10, 15-6; Texas def. Duke, 15-8, 15-3, 13-15, 15-0; Nebraska def. Pittsburgh, 11-15, 15-5, 15-10, 15-7; Penn St. def. Wyoming, 13-15, 15-2, 15-7, 15-4; Western Mich. def.

Colorado St., 16-14, 15-2, 15-12; Illinois def. Northern Iowa, 9-15, 15-1, 15-6, 15-10; Loyola Marymount def. UCLA, 1-15, 9-15, 15-8, 15-12, 16-14; Stanford def. Oregon, 15-9, 15-7, 10-15, 15-4; Arizona St. def. Pepperdine, 15-9, 15-11, 15-3; Brigham Young def. Washington, 15-4, 15-8, 15-10. **Regional Semifinals:** Pacific (Cal.) def. San Diego St., 15-9, 15-13, 15-10; Hawaii def. San Jose St., 8-15, 6-15, 16-14, 15-12, 15-11; LSU def. Texas-Arlington, 15-7, 15-5, 15-9; Texas def. Georgia, 15-9, 15-8, 15-11; Nebraska def. Penn St., 7-15, 15-4, 16-14, 16-18, 15-9; Illinois def. Western Mich., 15-4, 15-10, 15-4; Stanford def. Loyola Marymount, 15-8, 15-7, 15-11; Brigham Young def. Arizona St., 15-10, 15-3, 15-17, 15-12. **Regional Finals:** Pacific (Cal.) def. Hawaii, 15-7, 6-15, 15-6, 15-12; Texas def. LSU, 15-3, 15-11, 15-13; Nebraska def. Illinois, 15-9, 15-8, 15-3; Stanford def. Brigham Young, 15-12, 15-13, 15-12. **Semifinals:** Pacific (Cal.) def. Texas, 15-6, 15-1, 16-14; Nebraska def. Stanford, 7-15, 15-2, 15-10, 15-10. **Championship:** Pacific (Cal.) def. Nebraska, 15-12, 15-4, 15-4.

1987 First Round: Hawaii def. Arizona, 15-4, 15-11, 15-10; Cal Poly def. UC Santa Barb., 11-15, 15-9, 15-5, 15-8; San Jose St. def. Idaho St., 15-9, 15-10, 15-10; Pacific (Cal.) def. Long Beach St., 15-3, 15-12, 15-6; Illinois def. Pittsburgh, 5-15, 15-4, 15-3, 15-2; Western Mich. def. Oklahoma, 15-3, 15-8, 15-9; Purdue def. Penn St., 15-4, 15-9, 17-15; Nebraska def. Northern Iowa, 15-9, 15-1, 15-6; Texas def. Florida St., 15-6, 15-11, 15-9; Florida def. LSU, 15-12, 7-15, 15-10, 10-15, 15-10; Texas-Arlington def. Arizona St., 15-9, 15-6, 15-10; Kentucky def. North Carolina St., 15-13, 15-5, 15-8; Brigham Young def. Pepperdine, 15-11, 15-12, 15-6; UCLA def. California, 15-12, 11-15, 15-11, 15-2; Colorado St. def. Southern California, 7-15, 15-8, 15-9, 11-15, 15-12; Stanford def. Oregon, 15-6, 15-8, 15-4. **Regional Semifinals:** Hawaii def. Cal Poly, 15-4, 15-10, 15-8; Pacific (Cal.) def. San Jose St., 15-9, 15-9, 15-6; Illinois def. Western Mich., 15-11, 9-15, 15-7, 12-15, 15-10; Nebraska def. Purdue, 15-8, 15-12, 15-3; Texas def. Florida, 15-9, 15-4, 15-3; Kentucky def. Texas-Arlington, 13-15, 15-13, 15-11, 18-16; Brigham Young def. UCLA, 17-15, 15-4, 11-15, 15-12; Stanford def. Colorado St., 15-8, 15-9, 15-12. **Regional Finals:** Hawaii def. Pacific (Cal.), 15-11, 15-9, 15-12; Illinois def. Nebraska, 15-11, 15-12, 15-5; Texas def. Kentucky, 9-15, 15-12, 15-9, 15-4; Stanford def. Brigham Young, 15-9, 15-6, 11-15, 15-4. **Semifinals:** Hawaii def. Illinois, 19-17, 15-13, 15-11; Stanford def. Texas, 11-15, 15-12, 8-15, 15-6, 15-5. **Championship:** Hawaii def. Stanford, 15-10, 15-10, 9-15, 15-1.

1988 First Round: UCLA def. California, 15-10, 15-8, 15-12; Brigham Young def. Arizona, 11-15, 15-9, 15-7, 15-5; Washington def. Arizona St., 15-11, 15-10, 15-11; Stanford def. Southern California, 15-3, 15-7, 15-11; Texas-Arlington def. Pepperdine, 13-15, 15-11, 15-10, 8-15, 15-3; Kentucky def. New Mexico, 16-14, 15-1, 12-15, 9-15, 15-9; Colorado St. def. Florida St., 15-3, 15-3, 8-15, 15-7; Texas def. North Carolina, 15-7, 15-6, 15-6; Illinois def. Illinois St., 15-11, 15-5, 15-4; Notre Dame def. Penn St., 15-13, 15-10, 14-16, 15-10; Oklahoma def. Western Mich., 15-6, 15-8, 15-7; Nebraska def. Weber St., 15-10, 15-5, 14-16, 8-15, 15-8; Long Beach St. def. UC Irvine, 15-12, 11-15, 15-6, 7-15, 16-14; Pacific (Cal.) def. UC Santa Barb., 15-4, 15-11, 15-6; San Diego St. def. San Jose St., 15-7, 15-13, 14-16, 15-8; Hawaii def. Cal Poly, 15-12, 15-7, 15-11. **Regional Semifinals:** UCLA def. Brigham Young, 15-7, 15-7, 15-13; Washington def. Stanford, 15-11, 3-15, 9-15, 15-9, 15-8; Texas-Arlington def. Kentucky, 15-7, 13-15, 15-13, 15-4; Texas def. Colorado St., 15-3, 15-8, 15-5; Illinois def. Notre Dame, 15-5, 15-9, 5-15, 13-15, 15-9; Oklahoma def. Nebraska, 15-12, 15-9, 8-15, 11-15, 15-10; Pacific (Cal.) def. Long Beach St., 15-10, 16-18, 15-11, 15-6; Hawaii def. San Diego St., 15-4, 15-8, 15-13. **Regional Finals:** UCLA def. Washington, 15-7, 16-14,

15-9; Texas def. Texas-Arlington, 15-10, 15-2, 15-7; Illinois def. Oklahoma, 15-11, 15-8, 15-4; Hawaii def. Pacific (Cal.), 15-10, 15-7, 13-15, 15-8. **Semifinals:** Texas def. UCLA, 16-14, 15-11, 15-13; Hawaii def. Illinois, 15-1, 15-12, 13-15, 15-13. **Championship:** Texas def. Hawaii, 15-4, 16-14, 15-13.

1989 First Round: Hawaii def. Eastern Wash., 15-2, 15-9, 15-7; Cal Poly def. UC Santa Barb., 14-16, 15-12, 14-16, 16-14, 15-12; Long Beach St. def. San Diego St., 15-7, 15-7, 15-10; Pacific (Cal.) def. San Jose St., 15-11, 15-8, 15-6; Texas def. Western Mich., 15-10, 16-14, 15-3; California def. Florida St., 11-15, 15-11, 15-13, 15-13; LSU def. Houston, 13-15, 15-12, 8-15, 9-15, 15-7, 15-3; Texas-Arlington def. North Carolina, 13-15, 15-6, 15-13, 15-6; Nebraska def. Illinois St., 15-7, 15-11, 15-12; Minnesota def. Colorado, 15-11, 16-14, 15-11; Illinois def. Penn St., 15-5, 15-9, 15-2; Ohio St. def. Iowa, 15-9, 15-6, 15-13; UCLA def. Pepperdine, 9-15, 15-10, 15-6, 15-4; Arizona def. Oregon, 15-9, 15-7, 15-12; Stanford def. Southern California, 15-8, 13-15, 15-5, 15-7; Wyoming def. Washington, 15-9, 15-8, 15-10. **Regional Semifinals:** Hawaii def. Cal Poly, 15-9, 15-17, 9-15, 15-12, 15-12; Long Beach St. def. Pacific (Cal.), 15-11, 9-15, 15-12, 15-9; Texas def. California, 15-11, 15-6, 15-10; Texas-Arlington def. LSU, 13-15, 11-15, 15-11, 15-13, 15-5; Nebraska def. Minnesota, 15-10, 11-15, 15-13, 15-12; Illinois def. Ohio St., 13-15, 15-7, 15-10, 17-15; UCLA def. Arizona, 15-11, 16-14, 16-14; Wyoming def. Stanford, 15-6, 3-15, 10-15, 15-12, 15-11. **Regional Finals:** Long Beach St. def. Hawaii, 11-15, 15-13, 10-15, 15-8, 15-10; Texas-Arlington def. Texas, 15-8, 11-15, 11-15, 15-9, 15-10; Nebraska def. Illinois, 17-15, 15-5, 15-8; UCLA def. Wyoming, 15-8, 15-10, 15-11. **Semifinals:** Long Beach St. def. Texas-Arlington, 15-6, 11-15, 15-10, 15-7; Nebraska def. UCLA, 15-13, 15-11, 15-6. **Championship:** Long Beach St. def. Nebraska, 15-12, 15-0, 15-6.

1990 First Round: UCLA def. Gonzaga, 15-6, 15-7, 15-12; New Mexico def. Pepperdine, 15-7, 15-10, 15-12; San Diego St. def. Brigham Young, 15-10, 15-8, 12-15, 15-13; Stanford def. Wyoming, 15-4, 15-5, 15-8; Texas Tech def. Texas-Arlington, 16-14, 15-4, 16-14; LSU def. Louisville, 15-9, 15-1, 15-7; Kentucky def. Florida St., 15-12, 15-10, 10-15, 15-10; Texas def. Maryland, 15-3, 15-5, 15-7; Hawaii def. Southwest Mo. St., 15-4, 15-11, 15-4; Long Beach St. def. San Jose St., 15-10, 15-10, 15-7; UC Santa Barb. def. Idaho St., 15-12, 15-4, 15-10; Pacific (Cal.) def. Montana, 15-3, 15-10, 15-9; Penn St. def. Purdue, 15-8, 16-14, 15-4; Wisconsin def. Illinois, 15-10, 15-9, 15-10; Pittsburgh def. Ohio St., 15-12, 15-13, 9-15, 15-13; Nebraska def. Miami (Ohio), 15-3, 15-9, 15-9. **Regional Semifinals:** UCLA def. New Mexico, 15-8, 11-15, 15-3, 16-14; Stanford def. San Diego St., 15-11, 13-15, 15-6, 15-1; LSU def. Texas Tech, 15-11, 15-12, 15-5; Texas def. Kentucky, 15-4, 15-5, 15-5; Long Beach St. def. Hawaii, 15-11, 8-15, 15-13, 15-13; Pacific (Cal.) def. UC Santa Barb., 15-8, 15-9, 15-5; Penn St. def. Wisconsin, 15-6, 15-6, 15-3; Nebraska def. Pittsburgh, 15-7, 15-11, 15-7. **Regional Finals:** UCLA def. Stanford, 15-10, 15-8, 15-12; LSU def. Texas, 8-15, 4-15, 15-10, 15-11, 17-15; Pacific (Cal.) def. Long Beach St., 15-8, 16-14, 14-16, 15-6; Nebraska def. Penn St., 15-12, 16-14, 10-15, 15-5. **Semifinals:** UCLA def. LSU, 15-13, 15-10, 15-6; Pacific (Cal.) def. Nebraska, 15-13, 11-15, 15-9, 15-12. **Championship:** UCLA def. Pacific (Cal.), 15-9, 15-12, 15-7.

1991 First Round: Stanford def. Rhode Island, 15-1, 15-2, 15-11; Southern California def. Brigham Young, 15-7, 15-6, 1-15, 15-9; UCLA def. Pepperdine, 15-3, 15-8, 15-11; New Mexico def. Washington St., 15-5, 11-15, 15-9, 15-4; Ohio St. def. Pittsburgh, 15-9, 17-15, 9-15, 15-7; Penn St. def. Colorado, 8-15, 10-15, 15-11, 15-6, 15-11; Wisconsin def. Bowling Green, 15-8, 15-4, 16-14; Nebraska def. Illinois, 15-5, 15-8, 15-12; LSU def. Houston, 15-5, 15-5, 16-14; Texas Tech def. Georgia, 15-5, 15-6, 15-4; Texas def. Duke, 15-3, 15-9, 15-12; Florida def. Louisville, 15-5, 15-13, 15-10; Hawaii def. Southwest Tex. St., 17-15, 15-6, 15-7; Pacific (Cal.) def. Montana, 15-2, 15-6, 15-3; UC Santa Barb. def. Fresno St., 15-9, 15-7, 17-16; Long Beach St. def. Northern Iowa, 15-7, 15-3, 15-6. **Regional Semifinals:** Stanford def. Southern California, 12-15, 15-6, 9-15, 15-10, 15-9; UCLA def. New Mexico, 15-12, 15-10, 15-10; Ohio St. def. Penn St., 13-15, 15-9, 11-15, 15-5, 15-11; Nebraska def. Wisconsin, 15-9, 15-

10, 15-10; LSU def. Texas Tech, 15-6, 15-7, 15-10; Florida def. Texas, 3-15, 15-10, 15-9, 15-5; Hawaii def. Pacific (Cal.), 16-14, 15-13, 15-10; Long Beach St. def. UC Santa Barb., 15-10, 7-15, 16-14, 15-10. **Regional Finals:** UCLA def. Stanford, 15-2, 15-12, 16-14; Ohio St. def. Nebraska, 9-15, 15-9, 17-16, 15-7; LSU def. Florida, 15-10, 15-10, 12-15, 15-13; Long Beach St. def. Hawaii, 15-6, 15-10, 8-15, 8-15, 15-11. **Semifinals:** UCLA def. Ohio St., 15-8, 15-8, 15-5; Long Beach St. def. LSU, 15-13, 6-15, 15-10, 15-13. **Championship:** UCLA def. Long Beach St., 12-15, 13-15, 15-12, 15-6, 15-11.

1992 First Round: UCLA def. Ball St., 15-1, 15-4, 15-0; Arizona St. def. New Mexico, 12-15, 9-15, 15-11, 15-5, 15-4; Southern California def. Cal St. Northridge, 16-14, 15-8, 15-10; Brigham Young def. Santa Clara, 15-4, 15-13, 16-14; Florida def. Florida St., 15-9, 15-3, 15-10; Kentucky def. Duke, 15-6, 15-11, 7-15, 15-11; LSU def. Texas Tech, 15-7, 15-8, 15-5; Texas def. Georgia, 15-12, 15-2, 10-15, 15-8; Long Beach St. def. Arkansas St., 13-15, 15-3, 15-8, 15-11; Illinois St. def. Houston, 15-12, 15-9, 15-13; UC Santa Barb. def. Idaho, 15-3, 15-8, 15-13; Pacific (Cal.) def. Louisville, 15-13, 15-6, 15-5; Stanford def. Pittsburgh, 15-3, 15-2, 15-4; Penn St. def. Notre Dame, 15-13, 15-8, 15-9; Nebraska def. Colorado, 15-11, 15-8, 8-15, 19-17; Illinois def. Ohio St., 15-2, 15-7, 15-12. **Regional Semifinals:** UCLA def. Arizona St., 15-3, 15-9, 15-3; Brigham Young def. Southern California, 15-5, 15-5, 13-15, 15-11; Florida def. Kentucky, 15-13, 15-10, 16-14; Texas def. LSU, 15-9, 13-15, 15-12, 15-4; Long Beach St. def. Illinois St., 15-8, 15-7, 15-4; Pacific (Cal.) def. UC Santa Barb., 15-9, 15-2, 8-15, 15-6; Stanford def. Penn St., 15-13, 15-6, 15-13; Illinois def. Nebraska, 15-10, 15-7, 15-10. **Regional Finals:** UCLA def. Brigham Young, 15-5, 15-8, 15-9; Florida def. Texas, 8-15, 14-16, 15-6, 15-2, 15-11; Long Beach St. def. Pacific (Cal.), 4-15, 15-12, 15-11, 15-7; Stanford def. Illinois, 17-15, 15-6, 15-17, 15-10. **Semifinals:** UCLA def. Florida, 15-12, 15-12, 15-10; Stanford def. Long Beach St., 15-10, 15-12, 6-15, 15-9. **Championship:** Stanford def. UCLA, 15-8, 15-9, 6-15, 15-10.

1993 First Round: New Mexico def. Santa Clara, 15-11, 11-15, 15-11, 15-8; Southern California def. Radford, 15-2, 15-6, 15-1; Arizona def. Lamar, 15-11, 15-4, 15-7; Washington St. def. San Diego, 14-16, 15-9, 15-5, 15-11; Minnesota def. Ball St., 15-6, 15-11, 15-9; Nebraska def. Cornell, 15-7, 15-4, 15-1; Northern Ill. def. Illinois St., 17-15, 16-14, 15-13; Illinois def. Southwest Mo. St., 15-7, 15-13, 17-15; George Washington def. Pittsburgh, 15-13, 10-15, 15-9, 12-15, 15-13; Idaho def. Appalachian St., 15-5, 15-8, 15-2; Florida St. def. DePaul, 15-8, 7-15, 15-10, 15-13; Wisconsin def. South Fla., 15-4, 15-7, 16-14; Texas A&M def. George Mason, 15-5, 15-5, 11-15, 15-6; Duke def. Louisville, 15-12, 15-11, 15-13; Tennessee def. Sam Houston St., 15-12, 15-5, 6-15, 15-9; Houston def. Clemson, 15-11, 15-10, 15-10. **Second Round:** UCLA def. New Mexico, 15-8, 15-3, 15-6; Stanford def. Southern California, 15-11, 15-7, 13-15, 15-5; Arizona def. Arizona St., 5-15, 15-7, 5-15, 15-9, 15-11; Brigham Young def. Washington St., 15-6, 15-11, 15-4; Minnesota def. UC Santa Barb., 15-13, 7-15, 15-5, 14-16, 15-10; Notre Dame def. Nebraska, 15-11, 15-10, 15-8; Penn St. def. Northern Ill., 15-5, 15-8, 15-8; Colorado def. Illinois, 15-7, 15-5, 15-10; Long Beach St. def. George Washington, 15-3, 15-8, 15-5; Ohio St. def. Idaho, 7-15, 15-6, 16-14, 15-2; Pacific (Cal.) def. Florida St., 15-6, 15-17, 15-6, 15-9; Hawaii def. Wisconsin, 16-14, 15-10, 15-7; Texas def. Texas A&M, 15-10, 15-3, 15-8; Duke def. Kentucky, 15-12, 15-9, 15-12; Georgia def. Tennessee, 15-3, 15-10, 5-15, 15-11; Florida def. Houston, 15-10, 15-10, 15-8. **Regional Semifinals:** UCLA def. Stanford, 15-11, 12-15, 15-5, 15-10; Brigham Young def. Arizona, 15-8, 11-15, 15-9, 15-8; Notre Dame def. Minnesota, 15-9, 11-15, 15-13, 11-15, 15-3; Penn St. def. Colorado, 9-15, 16-14, 16-18, 15-8, 15-7; Long Beach St. def. Ohio St., 15-7, 15-9, 13-15, 15-12; Hawaii def. Pacific (Cal.), 15-6, 15-13, 12-15, 15-10; Texas def. Duke, 15-9, 15-12, 15-11; Florida def. Georgia, 16-14, 15-9, 15-13. **Regional Finals:** Brigham Young def. UCLA, 16-14, 17-15, 15-11; Penn St. def. Notre Dame, 15-12, 15-5, 15-12; Long Beach St. def. Hawaii, 15-12, 15-7, 15-12; Florida def. Texas, 15-11, 15-8, 11-15, 12-15, 15-10. **Semifinals:** Penn St. def. Brigham Young, 15-13, 6-15, 16-14, 15-12; Long Beach St. def. Florida, 15-10, 15-6, 15-3. **Championship:** Long Beach St. def. Penn St., 15-13, 12-15, 15-11, 16-14.

1994 First Round: Washington def. Wyoming, 7-15, 15-9, 15-4, 15-13; San Diego St. def. Memphis, 7-15, 15-6, 15-5, 15-9; Arizona def. Loyola Marymount, 15-13, 9-15, 15-6, 15-3; New Mexico def. Washington St., 15-7, 8-15, 13-15, 15-11, 15-8; Texas A&M def. Michigan St., 15-12, 15-9, 14-16, 15-5; UC Santa Barb. def. Princeton, 15-3, 15-1, 15-9; Idaho def. UCF, 15-2, 15-5, 15-5; Montana def. Arkansas St., 14-16, 15-10, 15-9, 17-15; George Washington def. Wisconsin, 15-13, 15-11, 12-15, 12-15, 15-10; Northern Iowa def. Rider, 15-0, 15-2, 15-3; Pittsburgh def. Iowa, 5-15, 16-14, 4-15, 16-14, 15-10; Ball St. def. Illinois, 15-12, 8-15, 15-7, 8-15, 16-14; Georgia Tech def. George Mason, 15-10, 15-11, 5-15, 15-5; Georgia def. Appalachian St., 15-6, 15-4, 15-5; Texas def. Louisville, 15-10, 16-14, 15-10; Clemson def. Stephen F. Austin, 12-15, 13-15, 15-9, 15-11, 15-8. **Second Round:** Stanford def. Washington, 15-5, 15-11, 15-3; Arizona St. def. San Diego St., 15-13, 6-15, 9-15, 15-6, 15-12; Arizona def. Brigham Young, 10-15, 15-5, 15-4, 15-10; Southern California def. New Mexico, 15-13, 15-4, 15-6; Ohio St. def. Texas A&M, 15-6, 15-13, 15-10; Pacific (Cal.) def. UC Santa Barb., 15-13, 18-16, 9-15, 10-15, 15-13; Hawaii def. Idaho, 17-15, 15-11, 15-7; Long Beach St. def. Montana, 15-10, 15-6, 15-8; Nebraska def. George Washington, 17-15, 15-9, 15-8; Colorado def. Northern Iowa, 14-16, 15-13, 15-9, 15-12; Notre Dame def. Pittsburgh, 9-15, 15-11, 15-13, 15-13; Penn St. def. Ball St., 15-8, 15-5, 18-16; UCLA def. Georgia Tech, 15-7, 15-9, 15-8; Duke def. Georgia, 15-11, 15-3, 15-4; Florida def. Texas, 15-13, 15-8, 17-15; Houston def. Clemson, 15-1, 15-13, 15-12. **Regional Semifinals:** Stanford def. Arizona St., 15-8, 15-3, 15-6; Southern California def. Arizona, 15-7, 15-9, 15-7; Ohio St. def. Pacific (Cal.), 15-10, 10-15, 15-11, 15-4; Long Beach St. def. Hawaii, 15-12, 12-15, 15-11, 11-15, 15-10; Nebraska def. Colorado, 15-11, 15-7, 15-5; Penn St. def. Notre Dame, 15-4, 15-6, 15-2; UCLA def. Duke, 15-3, 15-3, 15-4; Houston def. Florida, 13-15, 15-6, 15-11, 15-4. **Regional Finals:** Stanford def. Southern California, 15-13, 15-13, 15-6; Ohio St. def. Long Beach St., 15-5, 14-16, 15-9, 15-5; Penn St. def. Nebraska, 12-15, 15-11, 15-9, 15-8; UCLA def. Houston, 15-5, 15-7, 15-12. **Semifinals:** Stanford def. Ohio St., 15-11, 15-9, 15-7; UCLA def. Penn St., 3-15, 15-4, 15-9, 5-15, 15-11. **Championship:** Stanford def. UCLA, 15-10, 5-15, 16-14, 15-13.

1995 First Round: Northern Iowa def. Colorado, 15-7, 15-12, 21-19; Southern California def. North Texas, 15-6, 15-2, 15-1; Oral Roberts def. Loyola Marymount, 14-16, 11-15, 15-13, 17-15, 15-12; Iowa St. def. Idaho, 15-13, 15-5, 15-10; Texas Tech def. Arkansas St., 15-2, 12-15, 10-15, 15-6, 15-11; South Carolina def. Hofstra, 15-7, 15-10, 15-1; Georgia def. Marshall, 15-7, 15-3, 15-3; George Washington def. Middle Tenn., 15-1, 15-13, 15-9; George Mason def. Indiana, 15-8, 15-10, 15-13; Georgia Tech def. Siena, 15-8, 15-10, 15-0; Maryland def. Miami (Ohio), 15-9, 15-3, 15-11; Ball St. def. Loyola (Ill.), 15-13, 15-11, 15-8; Louisville def. UCF, 4-15, 15-11, 15-11, 15-2; UC Santa Barb. def. South Fla., 15-9, 15-13, 15-8; Long Beach St. def. Colorado St., 15-3, 15-11, 15-2; Brigham Young def. Houston, 15-5, 15-10, 15-8. **Second Round:** Stanford def. Northern Iowa, 15-12, 15-8, 15-3; Pacific (Cal.) def. Southern California, 15-9, 15-13, 15-5; Oral Roberts def. Washington St., 16-14, 15-6, 15-10; Notre Dame def. Iowa St., 15-3, 16-14, 15-10; Florida def. Texas Tech, 6-15, 13-15, 15-9, 15-5, 18-16; Texas A&M def. South Carolina, 15-6, 17-15, 15-12; Illinois def. Georgia, 15-10, 15-11, 10-15, 15-9; Texas def. George Washington, 15-6, 15-1, 15-6; Nebraska def. George Mason, 15-2, 15-5, 16-14; Penn St. def. Georgia Tech, 15-8, 15-5, 15-5; Ohio St. def. Maryland, 12-15, 15-10, 15-11, 15-13; UCLA def. Ball St., 15-4, 15-4, 15-7; Hawaii def. Louisville, 15-4, 15-7, 15-2; Arizona St. def. UC Santa Barb., 15-7, 13-15, 15-5, 4-15, 15-9; San Diego St. def. Long Beach St., 15-17, 15-13, 15-12, 15-11; Michigan St. def. Brigham Young, 15-7, 15-9, 15-7. **Regional Semifinals:** Stanford def. Southern California, 15-6, 15-12, 15-8; Oral Roberts def. Notre Dame, 15-9, 15-11, 15-4; Florida def. Texas A&M, 15-4, 15-13, 15-4; Texas def. Illinois, 15-13, 15-12, 15-3; Nebraska def. Penn St., 15-7, 15-6, 14-16, 15-2; UCLA def. Ohio St., 15-6, 15-6, 15-9; Hawaii def. Arizona St., 15-8, 15-5, 11-15, 15-13; Michigan St. def. San Diego St., 15-11, 15-13, 15-10. **Regional Finals:** Stanford def. Oral Roberts, 15-4, 15-7, 15-4; Texas def. Florida, 9-15, 15-7,

15-8, 10-15, 15-13; Nebraska def. UCLA, 15-9, 15-7, 16-14; Michigan St. def. Hawaii, 6-15, 8-15, 15-10, 15-7, 15-12. **Semifinals:** Texas def. Stanford, 15-13, 0-15, 15-17, 15-6, 15-12; Nebraska def. Michigan St., 10-15, 15-8, 15-8, 9-15, 15-8. **Championship:** Nebraska def. Texas, 11-15, 15-2, 15-7, 16-14.

1996 First Round: Colorado St. def. Houston, 15-10, 15-13, 15-11; Southern California def. Southeast Mo. St., 15-2, 15-5, 15-1; UC Santa Barb. def. Northern Ill., 12-15, 16-14, 4-15, 15-9, 15-12; Kansas St. def. Cal St. Northridge, 15-12, 14-16, 15-11, 15-13; Arkansas def. Rhode Island, 15-12, 15-8, 12-15, 9-15, 15-11; Louisville def. Brown, 15-3, 15-1, 15-7; Wisconsin def. Colgate, 15-5, 15-3, 15-11; Georgia Tech def. Coastal Caro., 15-13, 15-7, 15-8; Colorado def. Oral Roberts, 15-9, 13-15, 15-7, 15-12; San Diego St. def. Sam Houston St., 15-4, 15-2, 13-15, 15-9; Washington def. Texas Tech, 15-5, 15-6, 15-9; Arizona def. San Diego, 15-4, 7-15, 15-7, 8-15, 15-13; Illinois St. def. Miami (Ohio), 15-1, 6-15, 15-5, 15-5; Notre Dame def. Hofstra, 15-2, 15-4, 15-2; Texas A&M def. Ark. Little Rock, 15-3, 15-8, 15-4; Minnesota def. UCF, 8-15, 12-15, 15-12, 15-9, 17-15. **Second Round:** Stanford def. Colorado St., 15-10, 15-4, 15-7; Southern California def. South Fla., 15-8, 15-5, 15-6; Loyola Marymount def. UC Santa Barb., 14-16, 15-7, 15-8, 15-9; Washington St. def. Kansas St., 15-6, 16-14, 15-12; Nebraska def. Arkansas, 15-8, 12-15, 15-7, 15-7; Louisville def. Maryland, 9-15, 16-14, 15-9, 15-3; Wisconsin def. George Mason, 2-15, 15-9, 15-10, 15-11; Penn St. def. Georgia Tech, 15-7, 15-10, 15-13; Hawaii def. Colorado, 15-12, 15-11, 15-13; Texas def. San Diego St., 17-15, 15-13, 15-5; Brigham Young def. Washington, 15-7, 8-15, 15-8, 15-7; Pacific (Cal.) def. Arizona, 7-15, 15-12, 15-1, 15-8; Florida def. Illinois St., 16-14, 16-14, 15-3; Ohio St. def. Notre Dame, 8-15, 11-15, 15-11, 15-11, 15-8; Michigan St. def. Texas A&M, 19-17, 15-13, 15-12; Long Beach St. def. Minnesota, 15-10, 15-13, 15-6. **Regional Semifinals:** Stanford def. Southern California, 15-3, 15-7, 15-7; Washington St. def. Loyola Marymount, 15-12, 11-15, 15-13, 15-8; Nebraska def. Louisville, 15-7, 15-6, 15-4; Penn St. def. Wisconsin, 15-11, 15-5, 15-5; Hawaii def. Texas, 15-13, 13-15, 15-13, 15-2; Brigham Young def. Pacific (Cal.), 15-7, 8-15, 15-4, 13-15, 15-13; Florida def. Ohio St., 15-8, 14-16, 13-15, 15-12, 15-6; Michigan St. def. Long Beach St., 15-4, 13-15, 15-6, 15-8. **Regional Finals:** Stanford def. Washington St., 15-12, 15-13, 15-9; Nebraska def. Penn St., 15-12, 8-15, 15-13, 9-15, 20-18; Hawaii def. Brigham Young, 15-10, 15-6, 15-6; Florida def. Michigan St., 7-15, 15-7, 15-9, 17-15. **Semifinals:** Stanford def. Nebraska, 9-15, 15-7, 15-9, 15-8; Hawaii def. Florida, 15-11, 15-8, 15-9. **Championship:** Stanford def. Hawaii, 15-7, 15-3, 15-5.

1997 First Round: Northern Ill. def. Villanova, 15-6, 15-11, 12-15, 14-16, 16-14; Ohio St. def. Fairfield, 15-2, 15-2, 15-8; Maryland def. Princeton, 15-6, 15-13, 15-11; Michigan def. Temple, 15-8, 6-15, 15-12, 8-15, 15-10; Texas A&M def. Hofstra, 15-5, 15-5, 15-4; Minnesota def. Miami (Ohio), 16-14, 15-5, 15-12; UCF def. Clemson, 15-7, 15-13, 15-1; Arkansas def. Ark. Little Rock, 15-11, 15-3, 15-3; Notre Dame def. Liberty, 15-9, 15-3, 15-2; Colorado St. def. American, 15-5, 15-2, 15-17, 15-1; Washington St. def. Lehigh, 15-2, 15-5, 15-0; South Fla. def. Florida St., 8-15, 15-4, 15-13, 7-15, 15-9; Loyola Marymount def. Hawaii, 15-7, 15-7, 15-4; Washington def. Chattanooga, 15-4, 15-3, 15-2; Pacific (Cal.) def. Sacramento St., 15-11, 15-7, 17-19, 15-11; San Diego def. Kansas St., 11-15, 15-10, 15-7, 15-6; Southern California def. Morgan St., 15-2, 15-7, 15-7; Michigan St. def. Butler, 15-5, 15-6, 15-9; Oklahoma def. Houston, 15-12, 15-9, 16-14; Colorado def. Tennessee Tech, 15-4, 15-3, 15-7; Oral Roberts def. Arizona, 13-15, 15-8, 8-15, 15-1, 15-11; South Carolina def. Illinois St., 15-7, 15-7, 15-10; Texas def. Stephen F. Austin, 15-8, 15-9, 15-12; UCLA def. Pepperdine, 15-10, 15-12, 14-16, 15-9. **Second Round:** Penn St. def. Northern Ill., 15-8, 15-7, 15-4; Ohio St. def. Maryland, 15-13, 15-10, 15-9; Texas A&M def. Michigan, 15-10, 15-6, 15-6; Brigham Young def. Minnesota, 15-8, 15-9, 15-11; Wisconsin def. UCF, 15-7, 15-8, 15-13; Notre Dame def. Arkansas, 9-15, 15-7, 15-10, 16-14; Washington St. def. Colorado St., 15-12, 12-15, 15-6, 15-13; Florida def. South Fla., 15-12, 15-9, 15-5; Long Beach St. def. Loyola Marymount, 15-9, 15-5, 15-5; Washington def. Pacific (Cal.), 7-15, 15-9, 15-10, 15-10; Southern California def. San Diego, 7-15, 15-17, 15-12, 15-5, 16-14; Nebraska

def. Michigan St., 15-7, 15-12, 15-4; Stanford def. Oklahoma, 15-2, 15-6, 15-7; Colorado def. Oral Roberts, 13-15, 15-10, 14-16, 15-6, 15-12; Texas def. South Carolina, 15-11, 15-3, 15-10; UC Santa Barb. def. UCLA, 15-8, 15-8, 6-15, 6-15, 16-14. **Regional Semifinals:** Penn St. def. Ohio St., 15-4, 15-4, 15-10; Brigham Young def. Texas A&M, 15-12, 7-15, 17-15, 13-15, 16-14; Wisconsin def. Notre Dame, 9-15, 15-12, 18-16, 15-11; Florida def. Washington St., 15-10, 15-6, 15-8; Long Beach St. def. Washington, 15-4, 15-5, 15-13; Nebraska def. Southern California, 15-13, 12-15, 14-16, 15-7, 15-12; Stanford def. Colorado, 15-7, 15-3, 15-1; UC Santa Barb. def. Texas, 15-13, 16-14, 15-6. **Regional Finals:** Penn St. def. Brigham Young, 15-0, 15-12, 15-10; Florida def. Wisconsin, 8-15, 14-16, 15-7, 15-11, 15-5; Long Beach St. def. Nebraska, 15-9, 15-9, 15-3; Stanford def. UC Santa Barb., 15-12, 15-12, 15-3. **Semifinals:** Penn St. def. Florida, 15-11, 15-12, 15-13; Stanford def. Long Beach St., 9-15, 15-10, 15-4, 17-15. **Championship:** Stanford def. Penn St., 15-10, 15-6, 2-15, 15-17, 15-9.

1998 First Round: Long Beach St. def. Southern U., 15-0, 15-0, 15-0; Arizona def. Fresno St., 16-14, 15-9, 15-11; Colorado def. San Jose St., 15-12, 15-9, 15-9; Illinois def. Southwest Texas St., 15-7, 15-7, 15-17, 15-8; Colorado St. def. South Carolina, 6-15, 15-7, 15-7, 10-15, 15-12; Texas def. Wis.-Milwaukee, 15-6, 15-7, 15-13; Notre Dame def. Eastern Wash., 15-2, 13-15, 15-11, 15-11; Stanford def. Southeast Mo. St., 15-10, 10-15, 15-7, 15-7; Florida def. Chattanooga, 15-1, 15-3, 15-5; Ohio St. def. Texas Tech, 12-15, 13-15, 15-10, 15-3, 15-10; Texas A&M def. Temple, 15-7, 15-11, 14-16, 15-5; Southern California def. UMBC, 15-3, 15-5, 15-10; Indiana def. Northern Iowa, 17-15, 15-7, 15-5; Arkansas def. New Hampshire, 15-3, 15-0, 15-13; Miami (Ohio) def. Nevada, 15-12, 15-12, 15-9; Hawaii def. Brown, 15-3, 15-5, 15-6; Penn St. def. Bucknell, 15-5, 15-1, 15-5; Clemson def. Fairfield, 15-9, 15-9, 15-5; Northern Ill. def. Florida St., 10-15, 15-11, 15-10, 15-12; Louisville def. American, 15-13, 15-11, 15-10; Sacramento St. def. Houston, 15-9, 15-10, 15-10; Pacific (Cal.) def. Fla. Atlantic, 15-5, 15-8, 15-5; Kansas St. def. Georgetown, 15-9, 15-6, 15-7; Brigham Young def. Coastal Caro., 15-1, 15-7, 15-3; Nebraska def. Morgan St., 15-1, 15-2, 15-0; Utah def. Illinois St., 15-11, 15-12, 15-5; North Carolina def. Oral Roberts, 15-7, 5-15, 4-15, 15-11, 15-11; Pepperdine def. Michigan St., 15-13, 13-15, 15-12, 13-15, 15-8; UCLA def. Virginia, 15-7, 15-6, 14-16, 15-5; UC Santa Barb. def. Santa Clara, 15-4, 15-7, 15-11; San Diego def. South Fla., 15-5, 15-12, 15-12; Wisconsin def. Ark. Little Rock, 15-4, 15-1, 15-1. **Second Round:** Long Beach St. def. Arizona, 15-11, 15-4, 15-6; Illinois def. Colorado, 15-12, 15-11, 16-14; Texas def. Colorado St., 15-6, 15-6, 15-9; Stanford def. Notre Dame, 15-1, 15-5, 15-1; Florida def. Ohio St., 15-5, 13-15, 16-14, 15-12; Southern California def. Texas A&M, 15-8, 8-15, 15-5, 15-5; Arkansas def. Indiana, 15-8, 15-5, 15-4; Hawaii def. Miami (Ohio), 15-4, 15-5, 15-12; Penn St. def. Clemson, 15-2, 15-11, 15-5; Louisville def. Northern Ill., 11-15, 15-7, 15-11, 15-10; Pacific (Cal.) def. Sacramento St., 15-4, 15-5, 15-3; Brigham Young def. Kansas St., 15-6, 15-10, 17-15; Nebraska def. Utah, 14-16, 15-4, 15-8, 15-9; Pepperdine def. North Carolina, 16-14, 15-11, 15-8; UC Santa Barb. def. UCLA, 15-8, 8-15, 15-13, 15-11; Wisconsin def. San Diego, 15-10, 15-10, 18-16. **Regional Semifinals:** Texas def. Stanford, 16-14, 15-5, 4-15, 16-14; Long Beach St. def. Illinois, 16-14, 15-4, 15-11; Florida def. Southern California, 15-13, 12-15, 15-9, 15-9; Hawaii def. Arkansas, 15-13, 15-9, 15-9; Brigham Young def. Pacific (Cal.), 15-7, 15-5, 12-15, 16-14; Penn St. def. Louisville, 15-5, 15-8, 15-2; Wisconsin def. UC Santa Barb., 9-15, 15-8, 8-15, 15-5, 15-13; Nebraska def. Pepperdine, 16-14, 15-8, 8-15, 15-13; Nebraska def. Pepperdine, 16-14, 10-15, 14-16, 15-1, 15-12. **Regional Finals:** Long Beach St. def. Texas, 15-9, 15-9, 15-2; Florida def. Hawaii, 11-15, 4-15, 15-10, 15-4, 15-7; Penn St. def. Brigham Young, 18-16, 15-2, 15-10; Nebraska def. Wisconsin, 12-15, 18-16, 9-15, 15-10, 15-10. **Semifinals:** Long Beach St. def. Florida, 15-2, 15-8, 15-10; Penn St. def. Nebraska, 15-11, 15-8, 8-15, 15-11. **Championship:** Long Beach St. def. Penn St., 15-3, 15-10, 13-15, 14-16, 15-12.

1999 First Round: Illinois def. Wis.-Milwaukee, 15-13, 10-15, 15-12, 15-6; Florida def. Liberty, 15-4, 15-1, 15-2; Santa Clara def. Cincinnati, 15-13, 15-12, 9-15, 15-5; Stanford def. Fla. Atlantic, 15-3, 15-1, 15-5; Arizona def. Virginia, 15-8, 15-4, 15-12; Texas def. Houston, 15-6, 15-

7, 15-10; San Diego def. James Madison, 15-3, 15-7, 15-11; Nebraska def. Davidson, 15-3, 15-5, 15-3; Loyola Marymount def. Southeast Mo. St., 15-8, 15-6, 11-15, 5-15, 20-18; UC Santa Barb. def. Oral Roberts, 15-11, 15-9, 15-8; Utah def. Colorado, 15-10, 15-6, 17-15; Hawaii def. Prairie View, 15-3, 15-0, 15-3; North Carolina def. Northern Ariz., 15-6, 15-8, 15-10; Texas A&M def. Stephen F. Austin, 15-4, 15-7, 15-1; Kansas St. def. Louisville, 15-1, 15-6, 15-10; Colorado St. def. Loyola (Ill.), 15-5, 15-9, 15-8; Northern Iowa def. Ball St., 12-15, 15-9, 10-15, 15-2, 15-12; Indiana def. Clemson, 15-9, 11-15, 15-5, 15-12; Baylor def. Temple, 11-15, 16-14, 15-7, 15-12; Penn St. def. Robert Morris, 15-1, 15-1, 15-2; Minnesota def. Sacramento St., 15-9, 15-10, 15-10; Southern California def. Hofstra, 15-0, 15-9, 15-8; Michigan St. def. Cal Poly, 10-15, 15-10, 15-10, 15-13; Pepperdine def. Arkansas St., 15-3, 15-2, 15-5; Michigan def. Fairfield, 15-8, 15-7, 15-7; Pacific (Cal.) def. Colgate, 15-7, 15-4, 15-7; Arizona St. def. Wisconsin, 17-15, 15-10, 15-3; Brigham Young def. Princeton, 15-5, 15-5; Arkansas def. Georgetown, 15-3, 10-15, 15-1, 15-6; Long Beach St. def. Florida A&M, 15-6, 15-10, 15-7; Ohio St. def. Notre Dame, 13-15, 15-10, 16-14, 15-7; UCLA def. Eastern Wash., 15-5, 15-5, 17-15. **Second Round:** Florida def. Illinois, 15-8, 7-15, 16-14, 9-15, 15-12; Stanford def. Santa Clara, 15-9, 15-6, 11-15, 15-5; Arizona def. Texas, 15-8, 15-6, 15-7; Nebraska def. San Diego, 15-12, 15-8, 15-9; UC Santa Barb. def. Loyola Marymount, 15-5, 15-11, 14-16, 15-5; Hawaii def. Utah, 15-11, 15-6, 15-4; Texas A&M def. North Carolina, 15-8, 15-4, 15-8; Colorado St. def. Kansas St., 15-12, 8-15, 15-13, 15-10; Northern Iowa def. Indiana, 17-15, 10-15, 15-10, 16-14; Penn St. def. Baylor, 15-2, 15-6, 15-10; Minnesota def. Southern California, 3-15, 4-15, 16-14, 15-10, 15-10; Pepperdine def. Michigan St., 15-5, 15-9, 12-15, 15-5; Pacific (Cal.) def. Michigan, 10-15, 16-14, 13-12, 12-15, 19-17; Brigham Young def. Wisconsin, 6-15, 15-10, 15-4, 15-9; Long Beach St. def. Arkansas, 15-6, 15-6, 15-11; UCLA def. Ohio St., 15-10, 15-12, 15-10. **Regionals:** Penn St. def. Minnesota, 15-9, 15-9, 17-15; UCLA def. Pepperdine, 15-9, 15-12, 17-15; Penn St. def. UCLA, 15-11, 15-9, 15-5; Stanford def. Arizona, 6-15, 15-6, 15-7, 15-7; UC Santa Barb. def. Nebraska, 15-5, 7-15, 15-8, 15-3; Stanford def. UC Santa Barb., 15-12, 15-6, 15-10; Long Beach St. def. Colorado St., 15-5, 15-13, 13-15, 15-10; Texas A&M def. Hawaii, 15-9, 12-15, 15-9, 15-12; Long Beach St. def. Texas A&M, 15-4, 15-7, 15-13; Florida def. Brigham Young, 15-12, 15-8, 15-10; Pacific (Cal.) def. Northern Iowa, 15-2, 15-4, 15-7; Pacific (Cal.) def. Florida, 15-8, 16-14, 15-8. **Semifinals:** Penn St. def. Pacific (Cal.), 14-16, 15-5, 15-6, 7-15, 15-12; Stanford def. Long Beach St., 15-10, 15-10, 15-3. **Championship:** Penn St. def. Stanford, 15-2, 15-11, 15-5.

2000 First Round: Utah def. Texas Tech, 6-15, 15-8, 2-15, 15-10, 15-12; Hawaii def. Davidson, 15-5, 15-6, 15-8; Long Beach St. def. San Jose St., 17-15, 13-15, 15-11, 15-4; Santa Clara def. Sacramento St., 15-12, 15-10, 15-1; Stanford def. Loyola Marymount, 15-11, 15-6, 15-9; Arizona St. def. Duke, 15-3, 12-15, 16-14, 15-12; Minnesota def. Robert Morris, 15-1, 15-6, 15-2; UC Santa Barb. def. Tex.-San Antonio, 15-5, 15-5, 15-11; Southeast Mo. St. def. North Carolina, 13-15, 12-15, 15-12, 15-6, 15-13; Florida def. Ark. Little Rock, 15-2, 15-6, 15-4; Cal Poly def. South Fla., 15-11, 13-15, 15-13, 15-12; Southern California def. Georgia St., 15-2, 15-4, 15-3; Washington St. def. Tennessee, 15-10, 15-1, 15-8; Penn St. def. James Madison, 15-12, 15-11, 15-7; Colorado def. Georgia Tech, 11-15, 15-5, 16-14, 15-10; Colorado St. def. Radford, 15-3, 15-6, 15-5; South Carolina def. George Washington, 15-13, 15-10, 15-3; Nebraska def. Princeton, 15-9, 15-2, 15-7; Notre Dame def. Cincinnati, 15-2, 15-12, 15-10; Ohio St. def. Ball St., 16-14, 15-3, 14-16, 15-10; Utah St. def. Missouri, 5-15, 15-6, 3-15, 16-14, 15-9; Brigham Young def. Hofstra, 15-3, 15-10, 15-6; Michigan def. Louisville, 15-12, 15-11, 2-15, 15-12; Arizona def. Alabama A&M, 15-1, 15-3, 15-3; Northern Iowa def. Western Michigan, 16-14, 8-15, 15-7, 15-8; Wisconsin def. Bucknell, 15-1, 15-0, 15-3; Kansas St. def. Loyola (Ill.), 15-7, 15-4, 6-15, 15-9; Pepperdine def. Fairfield, 15-4, 15-9, 14-16, 17-15; Texas A&M def. Houston, 15-6, 15-1, 15-8; Pacific (Cal.) def. Oral Roberts, 15-2, 15-9, 15-6; Michigan St. def. Wis.-Milwaukee, 15-6, 15-4, 7-15, 19-17; UCLA def. Morgan St., 15-4, 15-6, 15-5. **Second Round:** Hawaii def. Utah, 15-12, 15-8, 15-8; Long Beach St. def. Santa Clara, 9-15, 17-15, 15-9, 15-10, 19-17; UC Santa Barb. def. Stanford, 9-15, 16-14, 15-8,

14-16, 16-14; Florida def. Southeast Mo. St., 15-1, 15-7, 15-5; Minnesota def. Arizona St., 15-12, 10-15, 15-7, 15-6; Southern California def. Cal Poly, 15-4, 17-15, 15-6; Penn St. def. Washington St., 15-6, 15-7, 9-15, 15-3; Colorado St. def. Colorado, 15-11, 10-15, 10-15, 15-6, 15-10; Nebraska def. South Carolina, 15-11, 9-15, 13-15, 15-12, 15-13; Ohio St. def. Notre Dame, 12-15, 15-3, 15-9, 6-15, 15-13; Brigham Young def. Utah St., 15-9, 15-10, 15-10; Arizona def. Michigan, 15-1, 15-1, 15-8; Wisconsin def. Northern Iowa, 15-13, 14-16, 15-5, 15-6; Kansas St. def. Pepperdine, 19-17, 15-13, 10-15, 15-3; Pacific (Cal.) def. Texas A&M, 17-15, 15-9, 15-8; UCLA def. Michigan St., 15-7, 13-15, 14-16, 15-6, 15-9. **Regionals:** UC Santa Barb. def. Minnesota, 15-12, 7-15, 15-7, 15-10; Hawaii def. Long Beach St., 11-15, 15-13, 15-9, 12-15, 15-6; Hawaii def. UC Santa Barb., 8-15, 15-1, 15-10, 15-3; Penn St. def. Colorado St., 9-15, 15-11, 15-12, 15-7; Southern California def. Florida, 15-13, 15-13, 15-11; Southern California def. Penn St., 15-11, 15-9, 15-4; Arizona def. Brigham Young, 15-6, 15-6, 15-9; Nebraska def. Ohio St., 15-9, 15-6, 15-5; Nebraska def. Arizona, 15-7, 19-17, 15-11; UCLA def. Pacific, 15-10, 10-15, 15-11, 15-11; Wisconsin def. Kansas St., 15-3, 14-16, 15-10, 15-6; Wisconsin def. UCLA, 15-7, 5-15, 16-14, 14-16, 15-12. **Semifinals:** Nebraska def. Hawaii, 15-3, 15-12, 9-15, 15-10; Wisconsin def. Southern California, 15-10, 15-9, 15-9. **Championship:** Nebraska def. Wisconsin, 15-9, 9-15, 7-15, 15-2, 15-9.

2001 First Round: San Diego def. UC Santa Barb., 26-30, 26-30, 30-28, 30-27, 15-10; Long Beach St. def. San

Diego St., 30-21, 30-16, 30-24; Minnesota def. DePaul, 30-25, 30-27, 30-25; Northern Iowa def. Northern Ill., 30-24, 30-25, 31-29; Eastern Wash. def. Oregon St., 33-31, 19-30, 30-28, 23-30, 15-10; Hawaii def. Washington St., 34-32, 30-26, 30-23; Penn St. def. Fairfield, 30-21, 30-24, 30-24; UCLA def. Pennsylvania, 30-26, 30-25, 30-23; Arizona def. Eastern Ill., 30-14, 30-14, 30-21; Illinois def. Missouri, 26-30, 40-38, 30-25, 30-27; Pacific (Cal.) def. Alabama A&M, 30-18, 30-13, 30-16; Louisville def. Georgia Tech, 34-32, 30-19, 27-30, 24-30, 15-4; Cincinnati def. Xavier, 30-27, 30-27, 17-30, 30-28; Ohio St. def. Robert Morris, 30-17, 30-16, 30-13; Southern California def. Liberty, 30-18, 30-20, 30-14; Duke def. William & Mary, 30-25, 30-18, 30-21; San Jose St. def. Santa Clara, 17-30, 30-24, 24-30, 30-25, 16-14; Stanford def. Nevada, 30-20, 30-16, 30-20; Utah St. def. Brigham Young, 30-26, 29-31, 30-23, 27-30, 16-14; Utah def. Texas Tech, 30-24, 31-29, 30-23; Texas def. Northeastern, 30-22, 30-19, 30-22; Texas A&M def. Texas-Arlington, 30-16, 30-17, 30-17; Michigan St. def. Notre Dame, 25-30, 30-16, 30-20, 30-24; Wisconsin def. Wis.-Milwaukee, 30-19, 30-15, 30-27; Pepperdine def. Ga. Southern, 30-21, 30-22, 30-22; North Carolina def. South Carolina, 30-25, 30-32, 30-25, 30-21; Florida Int'l def. UCF, 31-29, 30-21, 30-25; Florida def. Florida A&M, 30-20, 30-13, 30-22; Colorado def. American, 30-25, 30-22, 30-22; Colorado St. def. Baylor, 30-21, 23-30, 30-24, 30-24; Nebraska def. Oral Roberts, 30-8, 30-15, 30-23; Kansas St. def. Arkansas, 30-15, 18-30, 27-30, 30-18, 15-8. **Second Round:** Long Beach St. def. San Diego, 30-28, 30-16, 30-13; Northern Iowa def. Minnesota, 26-30, 21-

30, 30-21, 30-19, 17-15; Hawaii def. Eastern Wash., 30-22, 28-30, 30-20, 20-28; UCLA def. Penn St., 30-11, 30-28, 30-18; Arizona def. Illinois, 32-30, 30-26, 27-30, 30-20; Pacific (Cal.) def. Louisville, 24-30, 30-26, 30-19, 30-22; Ohio St. def. Cincinnati, 30-16, 22-30, 30-27, 30-20; Southern California def. Duke, 30-18, 30-19, 30-22; Stanford def. San Jose St., 30-25, 30-21, 30-23; Utah def. Utah St., 30-21, 30-18, 26-30, 30-22; Texas A&M def. Texas, 30-24, 30-22, 30-27; Wisconsin def. Michigan St., 30-21, 30-22, 30-24; Pepperdine def. North Carolina, 30-27, 30-26, 30-23; Florida def. Florida Int'l, 30-23, 31-29, 30-26; Colorado St. def. Colorado, 28-30, 30-17, 30-21, 31-33, 16-14; Nebraska def. Kansas St., 30-25, 28-30, 30-26, 30-19. **Regionals:** UCLA def. Hawaii, 30-25, 30-28, 22-30, 30-22; Long Beach St. def. Northern Iowa, 30-19 30-21 30-14; Long Beach St. def. UCLA, 30-25, 30-28, 30-21; Arizona def. Pacific (Cal.), 30-26, 30-24, 30-27; Southern California def. Ohio St., 30-25 30-20 30-27; Arizona def. Southern California, 25-30, 30-24, 30-24, 28-30, 15-12; Texas A&M def. Wisconsin, 30-28, 30-24, 30-23; Stanford def. Utah, 30-17, 30-17, 28-30, 30-19; Stanford def. Texas A&M, 30-21, 30-19, 30-20; Florida def. Pepperdine, 30-28, 30-25, 30-16; Nebraska def. Colorado St., 29-31, 30-21, 30-26, 36-34; Nebraska def. Florida, 30-18, 30-24, 28-30, 25-30, 15-13. **Semifinals:** Long Beach St. def. Arizona, 30-27, 30-25, 30-20; Stanford def. Nebraska, 31-29, 30-28, 30-21. **Championship:** Stanford def. Long Beach St., 31-29, 30-28, 30-25.

Volleyball

DIVISION II




Photo by Fred Kleibauer/NCAA Photos

Barry's Rochelle Magill (8) blasts one by South Dakota State's Shauna Sturm (11) and Wendy O'Neill (7) en route to the title.

2001 Championship

Highlights

The Barry Buccaneers cruised to their second national championship with a 30-19, 30-21, 30-25 defeat of the South Dakota State Jackrabbits, their 21st straight win.

Simone Ferrarezi led the way for the Buccaneers. Her 21 kills, .500 attack percentage and team-high 15 digs complemented fellow Brazillians Daniela Lanza, who had 37 assists, and Karla Bersano who pounded 18 kills.

For South Dakota State, AVCA player of the year Shauna Sturm registered a team-high 11 kills. No other Jackrabbits posted double-digit kills.

All-Tournament Team: Ferrarezi, Bersano, Lanza and Fernanda Ferreira for Barry, UC San Diego's Teresa Ohta; Grand Valley State's Carly Miller; Mercy's Yulissa Zamudio; South Dakota State's Sturm, Andrea Ebnet and Angie Rime; Truman's Casey Felkerson and Western State's Michelle Morris.

For more, go to www.ncaa.org/news/2001/20011217/div2/3826n14.html on the World Wide Web.

TOURNAMENT PERCENTAGE LEADERS

Player, Team	K	E	TA	*Pct.	SA	DG	BS
Yulissa Zamudio, Mercy	37	6	75	.413	4	36	2
Laura Hall, Indiana (Pa.)	64	8	137	.409	5	52	1
Tracy Pangallo, Indiana (Pa.)	51	5	116	.397	0	10	3
Shauna Sturm, South Dakota St.	85	16	179	.385	2	51	4
Kara Heitmeyer, Findlay	35	8	77	.351	0	9	1
Casey Felkerson, Truman	40	10	87	.345	0	8	2
Kelli Brummer, Neb.-Kearney	45	10	102	.343	1	27	3
Simone Ferrarezi, Barry	79	19	177	.339	5	67	2
Erin Arnold, Neb.-Kearney	42	11	93	.333	2	49	0
Tricia Stanton, Barry	35	10	77	.325	0	8	1

LEGEND: K (kills), E (errors), TA (total attempts), SA (service aces), DG (digs), BS (block solos).
 *Percentage is derived by subtracting errors from kills and dividing that remainder by total attempts. Minimum of 75 attempts to qualify.

Results

REGIONALS

NOVEMBER 15-AT GRAND VALLEY ST.

Wheeling Jesuit	K	E	TA	Pct.	A	SA	DG	BS
Page Needham	0	0	0	.000	0	0	6	0
Meredith Neff	1	0	7	.143	23	0	12	0
Nicole Farrell	2	7	27	.185	1	1	13	0
Waleska Carrion	5	6	16	.063	0	2	0	1
Gretchen Krumdieck	8	6	24	.083	1	1	4	0
Kim Melinauskas	6	2	20	.200	1	0	1	0
Brooke Turner	0	0	0	.000	0	0	1	0
Morgan Rafferty	0	0	0	.000	0	0	1	0
Sarah Carr	0	0	0	.000	0	0	0	0
Casey Anderson	6	1	12	.417	0	0	1	0
Christie Spangler	0	0	0	.000	0	0	0	0
Kirstin Hearn	0	0	0	.000	0	0	7	0
Becca Beyer	0	0	0	.000	0	1	4	0
Bethany Biggs	1	1	7	.000	0	0	2	0
Susi Hupp	1	0	11	.000	0	0	0	0
Totals	30	23	114	.061	26	5	52	1

Northwood	K	E	TA	Pct.	A	SA	DG	BS
Laura Zaskowski	12	2	24	.417	43	0	16	0
Amy Gruszynski	6	0	11	.545	37	1	6	0
Jennifer Brink	0	0	0	.000	0	0	6	0
Samantha Miller	7	5	24	.083	0	0	11	0
Sladjana Vasiljevic	17	3	29	.483	1	1	6	0
Kathy Firek	4	1	14	.214	0	0	1	2
Megan Young	0	0	0	.000	1	0	6	0
Tiffany VanHemm	0	0	2	.000	0	1	1	0
Tracy Martin	4	2	11	.182	1	0	0	1
Kim Swenson	0	0	0	.000	0	1	0	0
Totals	50	13	115	.322	43	4	53	3
Wheeling Jesuit	27	22	16					
Northwood	30	30	30					

NOVEMBER 15

Northern Mich.	K	E	TA	Pct.	A	SA	DG	BS
Kelli McCune	1	2	4	.250	64	1	12	0
Alesia Hanzal	10	3	24	.292	0	1	17	0
Beth Laveen	14	5	38	.237	0	0	3	1
Aimee Dewitte	15	5	37	.270	0	4	6	1
Michaela Franklin	20	11	49	.184	0	2	10	2
Sabien Heisterkamp	10	3	14	.500	3	2	13	0

Northern Mich.	K	E	TA	Pct.	A	SA	DG	BS
Meghan Kimball	0	1	2	.500	0	1	9	0
Totals	70	30	168	.238	67	11	70	4

Northern Ky.	K	E	TA	Pct.	A	SA	DG	BS
Amber Timmons	0	0	0	.000	0	1	8	0
Luisa Gomez	4	3	21	.048	2	0	14	0
Sara Taylor	5	1	15	.267	50	1	9	0
Cammi Welter	10	7	31	.097	1	1	16	0
Bethany Gastright	21	2	50	.380	0	2	10	0
Julie Hathorn	14	5	31	.290	2	0	8	1
Denise Barhorst	12	5	29	.241	0	0	1	2
Totals	66	23	177	.243	55	5	66	3

Northern Mich.	31	21	30	26	11
Northern Ky.	29	30	22	30	15

NOVEMBER 16

Northwood	K	E	TA	Pct.	A	SA	DG	BS
Laura Zaskowski	11	10	39	.026	0	2	13	0
Amy Gruszynski	3	2	13	.077	55	3	16	1
Jennifer Brink	0	0	0	.000	0	0	10	0
Samantha Miller	9	7	37	.054	1	0	14	1
Sladjana Vasiljevic	25	4	41	.512	4	1	6	1
Kathy Firek	5	0	16	.313	1	0	1	0

Northwood	K	E	TA	Pct.	A	SA	DG	BS
Megan Young	0	0	0	.000	1	3	9	0
Tracy Martin	15	4	27	.407	0	0	0	1
Totals	68	27	173	.237	62	9	69	4

Findlay	K	E	TA	Pct.	A	SA	DG	BS
Jen Bostelman	1	1	7	.000	0	4	6	0
Holly Foster	4	0	8	.500	64	2	13	0
Bridgett Hamilton	9	8	26	.038	0	3	6	1
Jill Duling	11	2	21	.429	3	0	4	0
Deanna Behnfeldt	19	11	60	.133	0	0	5	1
Jill Zwiebel	16	4	30	.400	0	2	9	0
Shannon Roeper	0	0	0	.000	0	0	2	0
Lindsey Beckstedt	0	0	1	.000	0	0	3	0
Jill Leedy	0	0	2	.000	1	0	7	0
Kara Heitmeyer	19	1	35	.514	0	0	4	0
Totals	79	27	190	.274	68	11	59	2

Northwood	30	26	30	33	12
Findlay	23	30	27	35	15

NOVEMBER 16

Northern Ky.	K	E	TA	Pct.	A	SA	DG	BS
Luisa Gomez	3	4	14	.071	3	0	9	0
Sara Taylor	4	0	6	.667	36	2	11	0
Cammi Welter	7	5	30	.067	0	0	23	0
Bethany Gastright	15	5	39	.256	0	3	6	0
Denise Barhorst	6	1	18	.278	2	0	2	0
Julie Hathorn	9	3	21	.286	1	1	9	0
Amber Timmons	0	0	0	.000	0	1	10	0
Totals	44	18	128	.203	42	7	70	0

Grand Valley St.	K	E	TA	Pct.	A	SA	DG	BS
Sabrina Bird	8	4	16	.250	0	5	2	0
Carly Miller	26	4	51	.431	0	1	7	1
Traci Skrzypek	7	4	27	.111	4	1	16	0
Chara Fehsenfeld	19	5	40	.350	0	1	9	0
Nicole Bayle	3	2	9	.111	54	2	13	0
Lauren Riddle	2	0	4	.500	0	1	6	0
Anna Schaberg	0	0	0	.000	0	1	0	0
Lisa Cramer	0	0	1	.000	1	0	9	0
Janelle Glaesmer	4	2	13	.154	0	0	1	2
Totals	69	21	161	.298	59	12	63	3

Northern Ky.	30	24	25	21
Grand Valley St.	19	30	30	30

NOVEMBER 17

Findlay	K	E	TA	Pct.	A	SA	DG	BS
Jen Bostelman	1	0	2	.500	0	2	18	0
Holly Foster	2	0	9	.222	44	2	11	0
Bridgett Hamilton	4	6	20	.100	0	2	9	0
Jill Duling	5	2	20	.150	4	0	3	0
Deanna Behnfeldt	17	7	56	.179	0	0	8	0
Jill Zwiebel	9	6	32	.094	1	1	7	1
Shannon Roeper	0	0	1	.000	0	0	6	0
Lindsey Beckstedt	0	1	3	.333	0	0	4	0
Jill Leedy	0	0	0	.000	0	0	11	0
Kim Cox	0	0	0	.000	0	0	0	0
Kara Heitmeyer	16	7	42	.214	0	0	5	1
Lindsey Karshner	0	1	2	.500	0	0	0	0
Kelly Pohlman	0	0	0	.000	0	0	0	0
Totals	54	30	187	.128	49	7	82	2

Grand Valley St.	K	E	TA	Pct.	A	SA	DG	BS
Sabrina Bird	7	4	26	.115	0	2	2	1
Carly Miller	13	6	51	.137	1	0	14	0
Traci Skrzypek	17	2	32	.469	3	15	0	0
Chara Fehsenfeld	9	3	29	.207	2	2	25	0
Nicole Bayle	5	1	14	.286	50	0	8	3
Lauren Riddle	0	0	1	.000	0	1	14	0
Anna Schaberg	0	0	0	.000	0	0	1	0
Lisa Cramer	0	0	1	.000	0	0	5	0
Janelle Glaesmer	10	3	20	.350	0	0	1	0
Totals	61	19	174	.241	56	8	85	4

Findlay	27	32	18	32
Grand Valley St.	30	30	30	34

NOVEMBER 15-AT NEW HAVEN

New York Tech	K	E	TA	Pct.	A	SA	DG	BS
Burcu Hakyemez	19	8	44	.250	1	1	15	1
Caterina Crispino	5	0	9	.556	48	1	13	0
Zeynep Yildirim	17	8	36	.250	0	3	17	0
Veronica Cepero	8	4	15	.267	3	1	10	0
Audra Nadolny	11	7	39	.103	0	1	7	0
Joanna Rodziewicz	7	6	29	.034	4	0	9	0
Diana Parillo	0	0	0	.000	0	0	0	0
Totals	67	33	172	.198	56	7	71	1

Bryant	K	E	TA	Pct.	A	SA	DG	BS
Alicia Harris	0	1	1	.000	0	1	7	0
Sarah Smith	8	4	33	.121	1	3	18	0
Carola Pierluisi	1	0	1	.000	0	3	9	0
Britta Beckman	3	2	17	.059	43	3	11	0
Lorinda Eggers	5	4	17	.059	0	0	1	0

Bryant	K	E	TA	Pct.	A	SA	DG	BS
Melissa Wright	0	0	1	.000	2	0	5	0
Allison Gunther	15	8	46	.152	0	0	0	1
Olubunmi Akinnusotu	15	1	35	.400	0	0	0	1
Kerry Beach	1	1	7	.000	0	1	20	0
Jeanette Rulli	7	0	19	.368	0	0	1	0
Totals	55	21	177	.192	46	11	72	2

New York Tech	21	23	30	27
Bryant	30	30	23	30

NOVEMBER 15

Queens (N.Y.)	K	E	TA	Pct.	A	SA	DG	BS
Cassidy Mariano	11	4	35	.200	0	5	13	0
Edyeli Mata	7	3	18	.222	0	1	8	0
Allison Campbell	0	2	3	.667	48	1	8	0
Gisele Ruiz	0	0	0	.000	0	0	0	0
C. Marmolejo-Trujillo	3	3	11	.000	2	0	2	0
Noella Castillo	27	3	58	.414	0	1	15	1
Tana McMarrow	11	3	22	.364	2	1	12	1
Totals	59	18	147	.279	52	9	58	2

Bentley	K	E	TA	Pct.	A	SA	DG	BS
Marissa Gasparoli	1	0	3	.333	0	0	10	0
Erin Cavanaugh	6	2	17	.235	1	0	1	0
Kolleen Ross	12	4	40	.200	2	0	16	0
Alyssa Carter	3	4	20	.050	28	1	10	0
Danielle LeBaron	1	2	15	.067	0	1	9	1
Emily Olmstead	6	2	15	.267	2	0	4	0
Lauren Washington	13	5	36	.222	1	0	16	0
Totals	42	19	146	.158	34	2	66	1

Queens (N.Y.)	30	30	33	32
Bentley	18	26	31	31

NOVEMBER 16

Bryant	K	E	TA	Pct.	A	SA	DG	BS
Alicia Harris	0	0	0	.000	0	0	5	0
Sarah Smith	7	2	25	.200	0	0	11	0
Carola Pierluisi	0	0	0	.000	0	0	4	0
Britta Beckman	2	3	16	.063	37	0	11	0
Elisa Kim	0	0	0	.000	0	0	0	0
Katie Hudak	0	0	1	.000	0	0	5	0
Lorinda Eggers	9	2	22	.318	3	0	1	0
Melissa Wright	0	2	8	.250	0	1	4	0
Allison Gunther	11	3	30	.267	0	0	2	1
Olubunmi Akinnusotu	14	5	28	.321	0	0	2	1
Kerry Beach	2	2	5	.000	0	0	22	0
Jeanette Rulli	3	3	24	.000	0	0	0	0
Totals	48	22	159	.164	40	1	67	2

Mercy	K	E	TA	Pct.	A	SA	DG	BS
Andreann Stevens	0	0	8	.000	59	4	12	0
Nadia Guirand	15	4	37	.297	1	0	1	0
Myriam Lallemand	7	0	17	.412	2	0	18	0
Marie Jean-Francois	17	1	33	.485	1	1	6	1
Monica Herrera	30	13	60	.283	1	1	18	0
Yulissa Zamudio	0	0	2	.000	1	2	9	0
Kim Gargano	0	0	0	.000	1	2	13	0
Janet Robertson	10	2	19	.421	0	0	5	0
Totals	79	20	176	.335	66	10	82	1

Bryant	34	18	18	18
Mercy	32	30	30	30

NOVEMBER 16

Queens (N.Y.)	K	E	TA	Pct.	A	SA	DG	BS
Cassidy Mariano	18	4	54	.259	1	1	16	0
Edyeli Mata	6	4	17	.118	0	0	17	0
Allison Campbell	0	3	4	.500	60	0	18	0
Angelo Lee	0	0	0	.000	0	0	0	0
Gisele Ruiz	1	1	3	.000	0	0	4	0
C. Marmolejo-Trujillo	3	2	13	.077	0	1	8	1
Noella Castillo	29	14	73	.205	0	3	24	0
Tana McMarrow	11	3	34	.235	1	3	17	0
Totals	68	31	200	.185	62	8	104	1

New Haven	K	E	TA	Pct.</
-----------	---	---	----	--------

Central Mo. St.	K	E	TA	Pct.	A	SA	DG	BS
Anna Patterson	4	5	26	.038	1	1	10	0
Carrie Potthast	13	6	31	.226	0	1	13	0
Janell Mohme	7	4	19	.158	0	0	1	0
Trudy Carter	7	3	25	.160	2	1	3	0
Michelle Uchtman	1	0	1	1.000	2	0	5	0
Natalie Loerch	0	0	0	.000	0	0	0	0
Elyse Mohme	0	2	5	.400	0	0	0	0
Kristen Fricke	0	0	1	.000	0	0	0	0
Totals	34	22	118	.102	31	4	41	0

North Ala.	K	E	TA	Pct.	A	SA	DG	BS
Ashley Moffitt	0	1	2	.500	50	0	8	0
Amy Moffitt	0	1	11	1.000	0	0	7	0
Sandra Alexander	9	0	13	.692	0	0	2	0
Nesrin Seckin	23	4	44	.432	1	2	5	0
Yana Ninova	14	6	35	.229	0	0	6	0
Yolanda Hagar	2	2	5	.000	5	0	8	0
Angie McLeod	8	3	18	.278	0	0	1	0
Shameka Walker	1	1	7	.000	0	0	8	0
Lindsay Mohon	0	0	0	.000	0	0	4	0
Totals	57	18	125	.312	56	2	49	0

Central Mo. St.	23	25	19
North Ala.	30	30	30

NOVEMBER 16

Henderson St.	K	E	TA	Pct.	A	SA	DG	BS
Rachel Lee	3	0	8	.375	27	0	11	0
Amanda Hinton	3	7	20	.200	0	0	3	0
Lucy Arroyo	15	9	49	.122	1	0	6	0
Terri Shurtleff	6	8	25	.080	2	1	8	0
Tammii Hargraves	0	0	0	.000	0	0	3	0
Claudette Mims	0	0	0	.000	0	0	1	0
Clara Silveria	0	0	1	.000	0	0	5	0
Kalei Teves	4	0	12	.333	0	0	0	0
Nikki Davis	1	0	2	.500	0	0	0	0
Gabby Gallardo	0	0	0	.000	2	0	7	0
Totals	32	24	117	.068	32	1	44	0

Truman	K	E	TA	Pct.	A	SA	DG	BS
Jenna Buckner	10	3	22	.318	3	2	9	0
Monica Marlowe	4	0	8	.500	34	2	10	0
Brenda Ippensen	0	0	0	.000	0	0	3	0
Jessica Sears	3	4	13	.077	2	0	7	0
Jenny Glenn	13	4	25	.360	2	1	10	0
Cassy Felkerson	9	3	22	.273	0	0	2	1
Rachael Shedd	1	0	3	.333	0	0	0	0
Jackie Knight	2	1	7	.143	1	0	2	0
Lauren Dickbernd	0	0	0	.000	0	0	2	0
Eliza Hoerner	6	0	20	.300	2	2	3	0
Rebecca Knefelkamp	0	1	11	1.000	0	0	2	0
Shelby Ortwerth	0	0	0	.000	0	0	3	0
Totals	48	16	121	.264	44	7	53	1

Henderson St.	18	20	24
Truman	30	30	30

NOVEMBER 17

North Ala.	K	E	TA	Pct.	A	SA	DG	BS
Ashley Moffitt	1	0	11	1.000	42	0	8	0
Amy Moffitt	0	0	2	.000	1	0	5	0
Sandra Alexander	7	3	20	.200	0	0	1	0
Nesrin Seckin	16	9	43	.163	1	0	8	0
Yana Ninova	15	4	38	.289	0	0	2	0
Yolanda Hagar	6	1	10	.500	0	1	8	0
Angie McLeod	5	0	18	.278	0	0	1	2
Shameka Walker	0	0	3	.000	0	1	6	0
Lindsay Mohon	0	0	0	.000	2	0	7	0
Totals	50	17	135	.244	46	2	46	2

Truman	K	E	TA	Pct.	A	SA	DG	BS
Jenna Buckner	5	2	15	.200	7	0	6	1
Eliza Hoerner	4	5	16	.063	0	3	7	0
Monica Marlowe	4	0	6	.667	45	1	15	0
Jessica Sears	14	2	26	.462	2	1	12	0
Jenny Glenn	23	3	48	.417	1	1	8	0
Shelby Ortwerth	0	0	0	.000	0	2	8	0
Jackie Knight	0	0	0	.000	0	0	0	0
Lauren Dickbernd	0	0	0	.000	0	0	2	0
Rebecca Knefelkamp	0	0	0	.000	0	0	0	0
Cassy Felkerson	11	3	26	.308	0	0	3	1
Totals	61	15	137	.336	55	8	61	2

North Ala.	30	24	19
Truman	32	30	30

REGIONALS

NOVEMBER 15-AT NORTH DAKOTA ST.

Southwest St.	K	E	TA	Pct.	A	SA	DG	BS
Janell Powers	3	3	19	.000	0	0	9	0
Brenda Hopkins	1	0	2	.500	2	1	6	0
Erica Yingling	5	4	15	.067	2	0	11	0
Tessa Heiss	5	5	23	.000	0	0	1	0

Southwest St.	K	E	TA	Pct.	A	SA	DG	BS
Sarah Rittenhouse	7	1	18	.333	25	2	5	0
Sara Bakken	9	2	20	.350	1	1	8	0
Natalie Runge	0	0	0	.000	0	0	0	0
Christy Kubat	3	1	4	.500	2	1	5	0
Holly DeSmet	2	2	13	.000	0	0	2	0
Caroline Yingling	0	1	3	.333	0	0	0	0
Sara Granheim	0	1	5	.200	0	0	0	0
Totals	35	20	122	.123	32	5	47	0

Augustana (S.D.)	K	E	TA	Pct.	A	SA	DG	BS
Jackie Hingst	10	3	20	.350	0	0	12	0
Kari Peterson	7	0	15	.467	40	0	6	0
Tara Boeve	8	1	15	.467	1	0	1	1
Kelli Vreeman	11	3	25	.320	3	2	7	0
Sara Larson	12	5	30	.233	0	0	12	0
Kara Johnson	0	1	2	.500	1	3	6	0
Andrea Szkarlat	1	1	3	.000	4	2	12	0
Teresa Resch	6	1	17	.294	0	0	0	0
Totals	55	15	127	.315	49	7	56	1

Southwest St.	17	28	18
Augustana (S.D.)	30	30	30

NOVEMBER 15

Minn. St.-Mankato	K	E	TA	Pct.	A	SA	DG	BS
Lindsay Childers	10	4	26	.231	0	0	13	0
April Lundberg	0	0	0	.000	0	1	2	0
Jennifer Blendermann	0	2	10	.200	33	0	6	0
Jen Jacobs	10	4	40	.150	0	1	6	1
Melanie Jude	3	0	12	.250	2	0	7	1
Sarah DeMars	10	2	20	.400	0	0	1	0
Jessica Oolman	1	0	1	1.000	0	1	12	0
Kara Peterson	4	2	11	.182	0	0	0	0
Totals	38	14	120	.200	35	3	47	2

Northern Colo.	K	E	TA	Pct.	A	SA	DG	BS
Maggie Ledall	7	2	19	.263	0	0	4	0
Teale Goble	12	5	30	.233	0	3	23	0
Erin Deffenbaugh	12	6	34	.176	0	3	11	0
Katie Schurra	0	1	3	.333	0	0	9	0
Kara Brady	12	3	19	.474	0	3	3	2
Sara Hartman	0	2	4	.500	50	3	2	0
Cara Miller	8	4	17	.235	0	0	2	0
Kelly Gordon	0	0	0	.000	0	0	5	0
Totals	51	23	126	.222	50	12	59	2

Minn. St.-Mankato	23	27	21
Northern Colo.	30	30	30

NOVEMBER 16

Augustana (S.D.)	K	E	TA	Pct.	A	SA	DG	BS
Jackie Hingst	13	10	44	.068	2	1	13	0
Kari Peterson	2	3	15	.067	54	1	15	0
Tara Boeve	18	1	35	.486	1	0	2	1
Kelli Vreeman	8	6	28	.071	5	1	13	0
Sara Larson	14	6	37	.216	2	0	15	0
Kara Johnson	0	0	2	.000	0	1	10	0
Andrea Szkarlat	0	1	1	1.000	1	0	7	0
Teresa Resch	10	2	29	.276	0	0	2	0
Totals	65	29	191	.188	65	4	77	1

South Dakota St.	K	E	TA	Pct.	A	SA	DG	BS
Alissa Tepley	0	0	2	.000	1	2	18	0
Kelly Hoemann	8	3	28	.179	0	0	1	0
Angie Rime	3	2	9	.111	65	1	10	2
Andrea Ebnert	21	6	52	.288	1	0	20	0
Liz Archer	0	0	1	.000	0	0	12	0
Shauna Sturm	20	3	38	.447	1	1	12	1
Wendy O'Neill	23	8	55	.273	0	0	1	1
Grethe Bornhof	0	0	4	.000	4	0	7	0
Kim Bostrom	8	8	24	.000	0	0	1	0
Totals	83	30	213	.249	72	4	82	4

Augustana (S.D.)	30	20	28	9	
South Dakota St.	28	30	23	30	15

NOVEMBER 16

Northern Colo.	K	E	TA	Pct.	A	SA	DG	BS
Maggie Ledall	2	2	6	.000	0	2	2	0
Teale Goble	7	4	31	.097	0	1	8	0
Erin Deffenbaugh	10	7	41	.073	0	0	8	0
Katie Schurra	0	0	0	.000	0	0	4	0
Kara Brady	1	4	15	.200	0	0	2	0
Sara Hartman	0	2	2	1.000	22	0	5	0
Cara Miller	2	3	17	.059	1	0	0	0
Kelly Gordon	0	0	2	.000	0	0	9	0
Danelle Angus	2	0	4	.500	0	0	0	0
Totals	24	22	118	.017	23	3	38	0

North Dakota St.	K	E	TA	Pct.	A	SA	DG	BS
Rachael Schmiegl	9	5	26	.156	2	1	24	0
Kathleen Hegg	4	1	6	.500	27	3	2	0
Amanda Murphy	5	1	11	.364	0	0	6	0
Becky Ruebke	0	0	1	.000	1	2	8	0
Alanna Helland	13	1	18	.667	0	0	0	0

North Dakota St.	K	E	TA	Pct.	A	SA	DG	BS
Heather Evans	8	3	16	.312	1	0	12	1
Colleen Tuckner	10	2	16	.500	0	0	0	0
Julie Anderson	0	0	0	.000	0	0	0	0
Kari Holmgren	0	0	1	.000	22	2	4	0
Jenny Gronner	5	2	13	.231	0	0	0	0
Nicole Rieck	0							

Indiana (Pa.)	K	E	TA	Pct.	A	SA	DG	BS
Erin Bruesewitz	11	2	21	.429	0	0	1	0
Sarah McCombie	3	1	6	.333	2	1	3	0
Tracy Pangallo	17	0	28	.607	0	0	1	0
Sarah Rosenberry	2	0	7	.286	0	0	0	0
Totals	55	6	111	.441	48	3	57	0
St. Augustine's					26	16	12	
Indiana (Pa.)					30	30	30	

NOVEMBER 16

Indiana (Pa.)	K	E	TA	Pct.	A	SA	DG	BS
Danielle Bishop	0	0	0	.000	2	1	7	0
Jaime Cruse	0	0	0	.000	0	0	4	0
Leah Kostelnik	0	0	0	.000	0	0	5	0
Karla Raczkowski	5	4	17	.059	1	0	4	3
Laura Hall	22	2	49	.408	1	3	16	0
Jessica Kerr	0	0	0	.000	0	0	15	0
Lacey George	3	1	9	.222	43	0	15	0
Erin Bruesewitz	15	4	43	.256	0	0	6	0
Sarah McCombie	0	1	7	.143	1	0	3	0
Tracy Pangallo	16	2	40	.350	0	0	8	3
Totals	61	14	165	.285	48	4	83	6

Edinboro	K	E	TA	Pct.	A	SA	DG	BS
Ashley Walton	15	5	38	.263	0	0	0	0
Stephanie Burner	5	4	22	.045	3	4	17	0
Jen Shaw	18	10	40	.200	2	2	22	0
Renee Kam	3	1	5	.400	48	0	13	2
Carmen Quatman	0	0	0	.000	1	1	10	0
Katie Quatman	4	0	12	.333	2	0	3	0
Katie Hummel	10	5	29	.172	1	0	2	0
Marissa Diliberato	0	0	0	.000	0	0	4	0
Amy Medicus	8	9	32	.031	0	0	7	0
Totals	63	34	178	.163	57	7	78	2
Indiana (Pa.)					25	30	30	35
Edinboro					30	22	19	33

NOVEMBER 16

Calif. (Pa.)	K	E	TA	Pct.	A	SA	DG	BS
Ying Xu	2	1	15	.067	41	2	9	0
Michele Morgan	0	0	0	.000	1	1	13	0
Melissa Branford	9	6	35	.086	0	0	13	0
Yujun Du	1	3	9	.222	0	0	2	0
Dingding Lu	14	5	36	.250	0	3	12	1
Jeanette Rankin	2	0	9	.222	1	0	2	0
Jennie Campbell	7	5	27	.074	0	0	4	0
Tifani Ribblett	13	7	29	.207	0	0	3	0
Ryanne Hamilton	0	0	0	.000	1	0	12	0
Julie Wallace	1	1	6	.000	0	1	5	0
Totals	49	28	166	.127	44	7	75	1

Lock Haven	K	E	TA	Pct.	A	SA	DG	BS
Kelly Wengerter	0	0	1	.000	0	0	4	0
Jennifer Sixsmith	0	0	0	.000	0	0	0	0
Shana Fessette	4	0	9	.444	53	1	18	0
Kara Warnke	13	3	26	.385	1	5	18	0
Lauren Nuzum	19	3	49	.327	1	2	9	0
Amanda Snyder	6	4	16	.125	2	3	17	1
Beth Hackenberg	8	3	22	.227	2	2	2	2
Kelli Crouch	17	2	44	.341	1	1	10	0
Totals	67	15	167	.311	60	14	78	3
Calif. (Pa.)					30	21	17	23
Lock Haven					27	30	30	30

NOVEMBER 17

Indiana (Pa.)	K	E	TA	Pct.	A	SA	DG	BS
Danielle Bishop	0	0	0	.000	0	0	2	0
Jaime Cruse	0	0	0	.000	0	0	7	0
Leah Kostelnik	0	0	0	.000	0	2	7	0
Karla Raczkowski	3	2	13	.077	0	0	2	0
Laura Hall	27	5	60	.367	1	2	20	1
Lindsay Highberger	0	0	0	.000	0	0	1	0
Jessica Kerr	0	0	0	.000	0	0	17	0
Lacey George	2	0	10	.200	53	1	9	1
Erin Bruesewitz	9	4	36	.139	0	1	6	0
Sarah McCombie	4	2	17	.118	2	0	2	0
Tracy Pangallo	16	3	48	.271	0	0	1	0
Sarah Rosenberry	0	0	0	.000	0	0	1	0
Totals	61	16	184	.245	56	6	75	2

Lock Haven	K	E	TA	Pct.	A	SA	DG	BS
Kelly Wengerter	0	0	0	.000	0	0	4	0
Jennifer Sixsmith	0	0	0	.000	0	0	6	0
Shana Fessette	5	0	10	.500	65	3	19	0
Kara Warnke	14	2	32	.375	2	3	19	0
Lauren Nuzum	18	1	37	.459	1	0	21	0
Amanda Snyder	16	6	36	.278	6	0	12	0
Beth Hackenberg	12	4	28	.286	0	1	3	0
Kelli Crouch	16	5	41	.268	0	0	6	0
Totals	81	18	179	.352	74	7	90	0
Indiana (Pa.)					30	29	27	27
Lock Haven					26	31	30	30

REGIONALS

NOVEMBER 15-AT CAL ST. SAN B'DINO

Cal St. Los Angeles	K	E	TA	Pct.	A	SA	DG	BS
Rachelle Nelson	9	5	43	.093	0	0	17	0
Jessica Miles	5	3	23	.087	1	1	22	0
Dione McCrear	11	5	44	.136	2	0	13	0
Kristy Sain	1	1	3	.000	53	3	15	0
Brenda Edwards	10	5	36	.139	1	0	14	0
Caryn Sale	24	2	42	.524	3	4	18	0
Wendy Silva	0	2	4	.500	0	0	2	0
Breanna Lee	0	1	3	.333	0	0	0	0
Kirstin Olsen	1	0	3	.333	0	0	1	0
Tricia Schary	1	0	2	.500	0	0	1	0
Totals	62	24	203	.187	60	8	103	0

Western Wash.	K	E	TA	Pct.	A	SA	DG	BS
Annamarie Thornton	14	7	51	.137	3	0	24	0
Shannon Rowland	17	9	51	.157	2	5	25	1
Nicola Parker	0	0	0	.000	0	0	15	0
Rachelle Cooper	16	5	42	.262	3	0	16	0
Kirsten Mann	10	2	29	.276	1	0	2	1
Liz Bishop	4	0	7	.571	61	2	14	0
Gelinda McKenna	0	0	1	.000	1	3	12	0
Meghan Evoy	12	2	25	.400	0	0	1	1
Kim Formo	0	0	0	.000	0	0	2	0
Totals	73	25	206	.233	71	10	111	3
Cal St. Los Angeles					30	28	20	30
Western Wash.					21	30	30	27

NOVEMBER 15

Seattle Pacific	K	E	TA	Pct.	A	SA	DG	BS
Cathleen Price	12	7	40	.125	0	0	10	0
Leilani Kamahoehoa	13	4	42	.214	2	2	15	0
Katy Higgins	2	2	8	.000	48	2	10	0
Monica Abrahamson	7	6	24	.042	1	0	11	0
Lesley Kamphouse	7	3	26	.154	1	0	1	1
Leah Wilst	17	6	37	.297	0	1	19	0
Andrea Dettorre	0	0	2	.000	3	0	2	0
Carri Colvin	0	1	3	.333	0	0	9	0
Katy Kravitz	0	0	0	.000	0	0	0	0
Yashmeen Knox	0	0	1	.000	0	0	0	0
Totals	58	29	183	.158	55	5	77	1

Hawaii Pacific	K	E	TA	Pct.	A	SA	DG	BS
Roberta Robert	18	6	53	.226	4	0	20	0
Summer Castillo	6	3	20	.150	2	0	10	0
Kea Wong	0	0	0	.000	1	1	13	0
Andrea Wean	20	5	50	.300	0	0	9	1
Nia Tuitele	4	0	9	.444	53	1	22	0
Teisa Fotu	13	4	30	.300	2	4	11	0
Helena Ward	0	0	0	.000	0	0	1	0
Jennifer Collins	0	0	1	.000	0	0	0	0
Katy Wilson	4	0	9	.444	2	0	0	0
Linge Pula	0	0	0	.000	0	0	1	0
Totals	65	18	172	.273	64	6	87	1
Seattle Pacific					30	22	22	26
Hawaii Pacific					26	30	30	30

NOVEMBER 16

Western Wash.	K	E	TA	Pct.	A	SA	DG	BS
Annamarie Thornton	3	6	25	.120	2	0	10	0
Shannon Rowland	11	4	34	.206	0	1	10	0
Nicola Parker	0	0	1	.000	2	0	11	0
Rachelle Cooper	8	4	25	.160	1	2	9	0
Kirsten Mann	4	4	20	.000	0	0	1	0
Liz Bishop	3	0	5	.600	31	1	8	0
Gelinda McKenna	0	0	1	.000	0	0	8	0
Shanna Higgins	0	1	4	.250	0	0	0	0
Meghan Evoy	11	1	27	.370	1	0	1	1
Kim Formo	0	1	2	.500	1	0	2	0
Totals	40	21	144	.132	38	4	60	1

UC San Diego	K	E	TA	Pct.	A	SA	DG	BS
Teresa Ohta	4	0	6	.667	35	1	24	0
Kathleen Hentz	13	2	22	.500	0	0	0	1
Laura Santerre	10	1	33	.273	1	0	7	0
Ashley Peterson	7	3	19	.211	8	1	5	0

Armstrong Atlantic K	E	TA	Pct.	A	SA	DG	BS	
Shelly Weekes.....	10	3	18	.389	0	1	11	1
Candice Modlinski.....	6	3	18	.167	0	1	6	1
Sarah Haynes.....	14	6	33	.242	0	2	11	1
Erin Melius.....	1	1	8	.000	44	2	3	0
Sofie Hakansson.....	15	1	27	.519	2	1	1	0
Darcey Krug.....	6	5	25	.040	0	0	4	1
Ashley Lavender.....	0	0	0	.000	0	0	1	0
Kinsey Ross.....	0	1	11	.000	0	0	2	0
Totals.....	52	20	130	.246	46	7	39	4
S.C.-Spartanburg.....					28	31	27	
Armstrong Atlantic.....					30	33	30	

NOVEMBER 16

North Fla. K	E	TA	Pct.	A	SA	DG	BS	
Kristen Jansen.....	5	4	21	.048	2	0	2	0
Lauren Westervelt.....	8	6	19	.105	0	0	9	1
Valerie Martinez.....	1	1	6	.000	24	2	3	0
Lori Serrano.....	0	0	0	.000	0	0	4	0
Jessica Bosacki.....	2	5	21	.143	0	1	9	0
Heidi Pearson.....	10	9	31	.032	0	0	4	0
Erin Kendall.....	0	0	0	.000	0	0	2	0
Jackie Struck.....	4	3	14	.071	0	0	0	1
Holly Hale.....	0	0	0	.000	0	0	5	0
Totals.....	30	28	112	.018	26	3	38	2

Barry

K	E	TA	Pct.	A	SA	DG	BS	
Simone Ferrarezi.....	7	2	21	.238	1	0	6	1
Fernanda Ferreira.....	12	4	26	.308	0	0	10	0
Daniela Lanza.....	3	1	7	.286	40	1	3	1
Tricia Stanton.....	9	0	11	.818	0	0	0	0
Rochelle Magill.....	12	5	22	.318	1	2	13	0
Karla Bersano.....	9	4	22	.227	0	1	10	0
Jessica Jung.....	0	0	0	.000	1	0	3	0
Totals.....	52	16	109	.330	43	4	45	2
North Fla.					19	15	24	
Barry.....					30	30	30	

NOVEMBER 16

Armstrong Atlantic K	E	TA	Pct.	A	SA	DG	BS	
Shelley Weekes.....	1	2	13	.077	1	0	6	0
Candice Modlinski.....	0	3	6	.500	0	0	4	0
Sarah Haynes.....	6	6	23	.000	0	0	5	0
Erin Melius.....	2	1	5	.200	22	0	1	0
Sofie Hakansson.....	7	4	17	.176	2	1	7	0
Darcey Krug.....	1	0	7	.143	0	0	2	0
Alexia Piche-Hatch.....	3	1	7	.286	0	1	0	0
Ashley Lavender.....	2	4	7	.286	0	0	2	0
Kinsey Ross.....	5	2	11	.273	0	2	3	0
Totals.....	27	23	96	.042	25	4	30	0

Tampa

K	E	TA	Pct.	A	SA	DG	BS	
Krissi MacIntyre.....	1	0	1	1.000	0	0	7	0
Sandi Fox.....	12	5	27	.259	0	0	7	1
Gretchen Naruta.....	1	1	3	.000	38	0	6	0
Lisa Webster.....	15	1	19	.737	0	1	5	0
Ania Ruiz.....	10	7	24	.125	0	2	13	1
Yoshiko Ozawa.....	2	1	7	.143	2	0	1	0
Katie Levins.....	0	0	0	.000	2	3	2	0
Tiffany Boatwright.....	8	3	18	.278	0	0	0	1
Totals.....	49	18	99	.313	42	6	41	3
Armstrong Atlantic.....					10	25	23	
Tampa.....					30	30	30	

NOVEMBER 17

Barry K	E	TA	Pct.	A	SA	DG	BS	
Simone Ferrarezi.....	20	6	50	.280	1	1	19	0
Fernanda Ferreira.....	14	3	28	.393	3	0	14	2
Daniela Lanza.....	8	0	12	.667	61	0	10	0
Tricia Stanton.....	6	4	23	.087	0	0	1	0
Rochelle Magill.....	18	5	25	.120	5	1	7	0
Karla Bersano.....	28	7	72	.292	0	1	14	1
Jessica Jung.....	0	0	0	.000	0	0	8	0
Totals.....	84	25	210	.281	70	3	73	3

Tampa

K	E	TA	Pct.	A	SA	DG	BS		
Sandi Fox.....	24	8	46	.348	0	0	13	0	
Gretchen Naruta.....	1	0	3	.333	72	1	8	0	
Lisa Webster.....	15	4	40	.275	1	1	13	0	
Ania Ruiz.....	27	11	67	.239	0	4	17	2	
Yoshiko Ozawa.....	1	1	6	.000	3	0	5	0	
Tiffany Boatwright.....	14	5	36	.250	1	0	0	1	
Krissi MacIntyre.....	0	0	2	.000	0	1	13	0	
Katie Levins.....	0	0	0	.000	1	0	16	0	
Totals.....	82	29	200	.265	78	7	85	3	
Barry.....					31	30	27	15	
Tampa.....					29	32	28	30	10

NOVEMBER 16-AT METRO ST.

Cameron K	E	TA	Pct.	A	SA	DG	BS	
Christie Grayson.....	6	8	28	.071	0	0	8	0
Megan Carter.....	3	3	16	.000	0	0	1	1

Cameron K	E	TA	Pct.	A	SA	DG	BS	
Shellie Whitley.....	0	0	1	.000	0	1	2	0
Gretchen McGeough.....	0	1	1	1.000	1	1	11	0
Kelsey Kosick.....	11	8	34	.088	0	2	9	0
Megan Smith.....	3	1	8	.250	28	0	10	0
Kim Pletcher.....	9	4	20	.250	0	0	0	0
Jennifer Klimiuk.....	5	3	20	.100	5	0	12	1
Morgan Meyer.....	0	0	0	.000	0	0	0	0
Totals.....	37	28	128	.070	34	4	53	2

Western St. K	E	TA	Pct.	A	SA	DG	BS	
Sheena McLaughlin.....	0	0	1	.000	0	0	1	0
Tausha Marsh.....	0	0	0	.000	0	0	3	0
Andrea Raymond.....	14	1	28	.464	0	0	0	0
Michelle Morris.....	17	4	33	.394	0	1	6	0
Karen Samuelson.....	6	1	20	.250	3	0	14	0
Nina Gomez.....	2	0	2	1.000	0	0	7	0
Sarah McKinley.....	8	3	24	.208	0	0	6	0
Joni Harmon.....	6	3	19	.158	1	0	0	1
Tara Miller.....	1	1	6	.000	47	0	13	0
Totals.....	54	13	133	.308	51	1	50	1

Cameron.....					13	27	32	
Western St.					30	30	34	

NOVEMBER 16

Regis K	E	TA	Pct.	A	SA	DG	BS	
Erin Ovitz.....	0	0	0	.000	2	0	21	0
Sarah Jackson.....	11	3	25	.320	1	0	1	0
Tara Gonzales.....	2	1	6	.167	62	1	4	0
Wendy Brown.....	8	4	24	.167	3	0	1	0
Julianna Bayley.....	18	9	46	.196	0	0	14	0
Nora Bernson.....	16	11	52	.096	0	0	20	0
Holly Yamada.....	1	0	1	1.000	0	0	13	0
Marissa Gettman.....	0	0	0	.000	0	0	0	0
Renee Faubion.....	17	7	38	.263	0	1	19	1
Totals.....	73	35	192	.198	68	2	93	1

Neb.-Kearney K	E	TA	Pct.	A	SA	DG	BS	
Kelli Brummer.....	14	2	28	.429	0	1	13	2
Stasha Levi.....	8	5	40	.075	0	1	15	0
Rebecca Obermeier.....	0	0	1	.000	0	1	7	0
Kendra Schroer.....	9	5	23	.174	0	0	0	1
Erin Arnold.....	9	2	33	.212	5	0	13	0
Miranda Rhodes.....	18	1	47	.362	1	0	2	0
Amber Shenk.....	0	0	0	.000	0	0	1	0
Kelsey Clymer.....	0	0	0	.000	0	1	2	0
Melissa Carper.....	1	1	8	.000	44	1	16	0
Totals.....	59	16	180	.239	50	5	69	3
Regis.....					30	22	24	
Neb.-Kearney.....					26	30	30	30

NOVEMBER 17

Western St. K	E	TA	Pct.	A	SA	DG	BS	
Sheena McLaughlin.....	0	0	2	.000	0	0	8	0
Andrea Raymond.....	12	6	40	.150	0	0	2	0
Michelle Morris.....	26	3	49	.469	0	2	12	0
Karen Samuelson.....	10	2	21	.381	6	1	9	0
Nina Gomez.....	0	0	0	.000	1	1	10	1
Sarah McKinley.....	14	6	54	.148	0	0	15	1
Joni Harmon.....	8	4	21	.190	0	0	1	0
Tara Miller.....	2	1	7	.143	60	0	15	0
Totals.....	72	22	194	.258	67	4	72	1

West Tex. A&M K	E	TA	Pct.	A	SA	DG	BS	
Erin McClain.....	0	0	0	.000	0	0	7	0
Kacie Hyatt.....	0	0	1	.000	1	0	6	0
Shannon Stroud.....	29	9	62	.323	2	2	19	1
Kendra Morgan.....	6	6	20	.000	58	0	15	0
Kimberly James.....	6	1	9	.556	0	0	0	0
Jess A. Fernandes.....	11	3	32	.250	0	0	1	1
Jennifer Cabanilla.....	18	3	48	.313	2	2	17	0
Laura Anderson.....	4	1	13	.231	6	2	16	0
Totals.....	74	23	185	.276	69	6	81	2
Western St.					30	18	30	30
West Tex. A&M.....					27	30	26	26

NOVEMBER 17

Neb.-Kearney K	E	TA	Pct.	A	SA	DG	BS	
Leslie Eichner.....	0	0	0	.000	0	0	3	0
Kelli Brummer.....	15	1	27	.519	3	0	7	1
Stasha Levi.....	11	2	34	.265	3	0	11	1
Rebecca Obermeier.....	0	0	0	.000	0	0	4	0
Kendra Schroer.....	9	5	26	.154	0	0	2	0
Erin Arnold.....	15	3	28	.429	6	0	15	0
Michelle Wemhoff.....	0	1	1	1.000	0	0	0	0
Miranda Rhodes.....	17	4	38	.342	0	0	5	1
Kelsey Clymer.....	1	0	2	.500	1	0	6	0
Melissa Carper.....	4	1	10	.300	54	4	11	1
Totals.....	72	17	166	.331	67	4	64	4

Metro St. K	E	TA	Pct.	A	SA	DG	BS	
Diana Marques.....	17	3	40	.350	1	0	8	1
Sarah Lively.....	0	0	3	.000	1	0	3	0

Metro St. K	E	TA	Pct.	A	SA	DG	BS	
Bonnie DeLaughter.....	8	3	21	.238	1	0	0	0
Marina Bazana.....	13	10	39	.077	1	1	26	0
Tiffany Baird.....	0	0	0	.000	0	1	6	0

UC San Diego.....	30	24	30	30
Lock Haven.....	26	30	28	27

NOVEMBER 29

South Dakota St.	K	E	TA	Pct.	A	SA	DG	BS
Alissa Tepley.....	0	0	0	.000	1	0	18	0
Kelly Hoemann.....	8	3	30	.167	0	0	5	0
Angie Rime.....	3	1	15	.133	70	2	18	0
Andrea Ebnet.....	22	7	59	.254	2	1	19	0
Liz Archer.....	0	0	1	.000	0	0	20	0
Shauna Sturm.....	25	4	54	.389	2	0	9	1
Lindsay Johnson.....	0	0	0	.000	0	0	0	0
Wendy O'Neill.....	21	7	49	.286	0	0	0	0
Grethe Bornhof.....	0	0	2	.000	2	0	9	0
Kim Bostrom.....	7	2	15	.333	3	0	0	0
Joanne Heiden.....	0	0	0	.000	0	0	0	0
Totals.....	86	24	225	.276	80	3	98	1

Truman	K	E	TA	Pct.	A	SA	DG	BS
Jenna Buckner.....	9	6	28	.107	5	1	17	0
Eliza Hoerner.....	13	5	44	.182	0	2	7	1
Monica Marlowe.....	2	0	11	.182	50	2	17	0
Jessica Sears.....	11	6	34	.147	5	0	16	0
Jenny Glenn.....	7	6	41	.024	0	0	18	0
Cassy Felkerson.....	20	4	39	.410	0	0	3	0
Rachael Shedd.....	0	1	1	1.000	2	0	2	0
Jackie Knight.....	3	0	7	.429	0	0	2	0
Lauren Dickbernd.....	0	0	0	.000	0	0	2	0
Brenda Ippensen.....	0	0	0	.000	0	0	3	0
Shelby Ortwerth.....	0	0	1	.000	0	1	10	0
Totals.....	65	28	206	.180	62	6	97	1

South Dakota St.....	24	30	30	28	15
Truman.....	30	18	20	30	7

NOVEMBER 29

Mercy	K	E	TA	Pct.	A	SA	DG	BS
Adreann Stevens.....	1	2	8	.125	61	3	8	0
Myriam Lallemand.....	2	2	13	.000	0	1	6	1
Marie Jean-Francois.....	6	5	23	.043	0	1	4	0
Monica Herrera.....	14	10	45	.089	0	1	9	1
Yulissa Zamudio.....	36	6	69	.435	0	1	13	2
Kim Gargano.....	0	0	0	.000	1	0	12	0
Nadia Guirand.....	0	1	1	1.000	0	1	1	0
Janet Robertson.....	5	0	10	.500	0	0	0	0
Totals.....	64	26	169	.225	62	8	53	4

Grand Valley St.	K	E	TA	Pct.	A	SA	DG	BS
Sabrina Bird.....	11	3	19	.421	0	0	1	0
Carly Miller.....	24	6	46	.391	3	4	12	0

Grand Valley St.	K	E	TA	Pct.	A	SA	DG	BS
Traci Skrzypek.....	9	3	26	.231	3	3	6	0
Chara Fehsenfeld.....	11	8	32	.094	3	2	19	0
Nicole Bayle.....	9	1	11	.727	56	1	9	0
Lauren Riddle.....	0	2	2	1.000	1	0	7	0
Elisa Joris.....	1	0	1	1.000	0	0	0	0
Anna Schaberg.....	0	0	0	.000	0	0	0	0
Lisa Cramer.....	0	0	0	.000	1	0	6	0
Janelle Glaesmer.....	9	1	18	.444	1	0	2	0
Totals.....	74	24	155	.323	68	10	62	0
Mercy.....	30	26	19	30	9			
Grand Valley St.....	25	30	30	28	15			

SEMIFINALS

NOVEMBER 30-AT GRAND VALLEY ST.

Barry	K	E	TA	Pct.	A	SA	DG	BS
Simone Ferrarezi.....	15	5	33	.303	0	1	19	0
Fernanda Ferreira.....	12	2	25	.400	6	0	8	0
Daniela Lanza.....	9	1	14	.571	44	0	9	0
Tricia Stanton.....	7	2	15	.333	2	0	2	1
Rochelle Magill.....	4	1	19	.158	5	0	13	0
Karla Bersano.....	18	7	39	.282	3	1	14	1
Jessica Jung.....	0	0	0	.000	0	0	5	0
Totals.....	65	18	145	.324	60	2	70	2

UC San Diego	K	E	TA	Pct.	A	SA	DG	BS
Jamie Woods.....	0	0	0	.000	1	0	2	0
Teresa Ohta.....	2	0	4	.500	27	1	9	0
Diana Camarillo.....	0	2	4	.500	0	0	1	0
Katie Hogan.....	4	3	11	.091	0	0	0	1
Ashley Peterson.....	5	4	18	.056	2	0	1	0
Stacy Dunsmore.....	15	4	37	.297	0	0	10	0
Lauren Mills.....	0	2	8	.250	0	1	5	0
Kathleen Hentz.....	8	4	26	.154	0	0	8	2
Kendy Canape.....	0	0	2	.000	0	0	0	0
Laura Santerre.....	10	1	32	.281	0	0	4	0
Jessica Bartler.....	0	0	1	.000	10	0	5	0
Jennie Wilson.....	0	1	5	.200	0	0	9	0
Totals.....	44	21	148	.155	40	2	54	3

Barry.....	30	30	30
UC San Diego.....	23	24	26

NOVEMBER 30

South Dakota St.	K	E	TA	Pct.	A	SA	DG	BS
Alissa Tepley.....	0	0	0	.000	0	1	8	0
Kelly Hoemann.....	7	0	14	.500	0	0	1	1
Angie Rime.....	4	1	12	.250	40	0	9	0
Andrea Ebnet.....	9	2	24	.292	1	2	8	1
Liz Archer.....	0	1	10	.100	0	2	7	0

South Dakota St.	K	E	TA	Pct.	A	SA	DG	BS
Shauna Sturm.....	12	2	19	.526	2	0	9	1
Wendy O'Neill.....	12	3	27	.333	0	0	2	0
Grethe Bornhof.....	0	0	1	.000	1	1	5	0
Kim Bostrom.....	3	1	8	.250	0	0	0	0
Totals.....	47	10	115	.322	44	6	49	3

Grand Valley St.	K	E	TA	Pct.	A	SA	DG	BS
Sabrina Bird.....	3	4	12	.083	0	2	4	0
Carly Miller.....	12	3	32	.281	2	0	10	0
Traci Skrzypek.....	5	3	18	.111	2	0	6	1
Chara Fehsenfeld.....	13	2	33	.333	1	0	7	0
Nicole Bayle.....	4	1	8	.375	35	1	5	0
Lauren Riddle.....	1	0	1	1.000	1	0	6	0
Elisa Joris.....	1	1	3	.000	1	0	0	0
Lisa Cramer.....	0	0	0	.000	0	0	10	0
Janelle Glaesmer.....	6	2	12	.333	0	0	1	0
Stephanie Maciasz.....	0	0	1	.000	0	0	0	0
Totals.....	45	16	120	.242	42	3	49	1

South Dakota St.....	30	30	30
Grand Valley St.....	26	20	19

CHAMPIONSHIP

DECEMBER 1-AT GRAND VALLEY ST.

Barry	K	E	TA	Pct.	A	SA	DG	BS
Simone Ferrarezi.....	21	3	36	.500	5	2	15	1
Fernanda Ferreira.....	6	4	23	.087	1	1	8	2
Daniela Lanza.....	3	0	8	.375	37	0	10	1
Tricia Stanton.....	3	1	9	.222	0	0	1	0
Rochelle Magill.....	6	2	13	.308	4	1	11	0
Karla Bersano.....	18	5	41	.317	1	0	6	1
Jessica Jung.....	0	0	0	.000	0	0	8	0
Totals.....	57	15	130	.323	48	4	59	5

South Dakota St.	K	E	TA	Pct.	A	SA	DG	BS
Alissa Tepley.....	0	0	1	.000	0	0	5	0
Kelly Hoemann.....	8	3	29	.172	0	0	1	0
Angie Rime.....	5	1	9	.444	25	1	8	0
Andrea Ebnet.....	6	8	30	.067	1	1	7	0
Liz Archer.....	2	1	6	.167	1	0	11	0
Shauna Sturm.....	11	4	28	.250	1	0	8	0
Wendy O'Neill.....	3	5	22	.091	1	0	0	0
Grethe Bornhof.....	0	0	0	.000	3	0	7	0
Kim Bostrom.....	1	3	8	.250	0	0	0	0
Totals.....	36	25	133	.083	32	2	47	0

Barry.....	30	30	30
South Dakota St.....	19	21	25

History

Team Results

Year	Champion (Record)	Coach	Score	Runner-Up	Host or Site	Championship Match Attendance	Championship Total Attendance
1981	Sacramento St. (28-6)	Debby Colberg	3-0	Lewis	UC Riverside	300	1,674
1982	UC Riverside (31-5)	Sue Gozansky	3-0	Cal St. Northridge	Cal St. Northridge	750	3,288
1983	Cal St. Northridge (30-6)	Walt Ker	3-2	Portland St.	Fla. Southern	650	3,660
1984	Portland St. (33-4)	Jeff Mozzochi	3-0	Cal St. Northridge	Portland St.	2,550	5,282
1985	Portland St. (36-5)	Jeff Mozzochi	3-1	Cal St. Northridge	Portland St.	2,450	4,937
1986	UC Riverside (29-7)	Sue Gozansky	3-0	Cal St. Northridge	Sacramento St.	400	3,175
1987	Cal St. Northridge (35-6)	Walt Ker	3-2	Central Mo. St.	Neb.-Omaha	2,500	5,154
1988	Portland St. (36-5)	Jeff Mozzochi	3-0	Cal St. Northridge	North Dakota St.	—	5,956
1989	Cal St. Bakersfield (21-15)	David Rubio	3-0	Sacramento St.	Cal St. Bakersfield	2,800	8,751
1990	West Tex. A&M (38-1)	Kim Hudson	3-0	North Dakota St.	Cal St. Bakersfield	—	11,313
1991	West Tex. A&M (36-2)	Jim Giacomazzi	3-0	Portland St.	West Tex. A&M	3,188	10,033
1992	Portland St. (36-1)	Jeff Mozzochi	3-2	Northern Mich.	Portland St.	1,512	7,184
1993	Northern Mich. (38-1)	Jim Moore	3-1	Cal St. Bakersfield	Northern Mich.	3,112	9,135
1994	Northern Mich. (32-4)	Mark Rosen	3-1	Cal St. Bakersfield	Cal St. Bakersfield	2,181	7,876
1995	Barry (34-2)	Leonid Yelin	3-1	Northern Mich.	Barry	1,650	14,249
1996	Neb.-Omaha (35-2)	Rose Shires	3-2	Tampa	Central Mo. St.	459	7,199
1997	West Tex. A&M (37-3)	Debbie Hendricks	3-2	Barry	Cal St. Bakersfield	1,376	11,887
1998	Hawaii Pacific (31-5)	Tita Ahuna	3-1	North Dakota St.	Kissimmee, Fla.	225	6,178
1999	BYU-Hawaii (30-2)	Wilfred Navalta	3-0	Tampa	Battle Creek, Mich.	362	8,968
2000	Hawaii Pacific (28-0)	Tita Ahuna	3-0	Augustana (S.D.)	Augustana (S.D.)	3,307	16,647
2001	Barry (32-2)	Dave Nicols	3-0	South Dakota St.	Grand Valley St.	516	—

All-Tournament Teams

*Most Outstanding Player.

1981

Holly Butterfield, Fla. Southern
Sue Razzeto, Cal St. Northridge
Cathy Spencer, Lewis
Marcia Collier, Sacramento St.
Terri Nicholas, Sacramento St.
Kris Jacobsen, Sacramento St.

1982

Debbie Bush, UC Riverside
Star Clark, UC Riverside
Kim Holder, UC Riverside
Linda Wilson, Cal St. Northridge
Karen Kootneko, Portland St.
Linda Johnson, Portland St.

1983

Heather Hafner, Cal St. Northridge
Shelli Mosby, Cal St. Northridge
Kristy Olson, Cal St. Northridge
Debbie Wooldridge, Cal St. Northridge
Theresa Huitinga, Portland St.
Lynda Johnson, Portland St.

1984

Kristy Olson, Cal St. Northridge
Shelli Mosby, Cal St. Northridge
Lisa Couch, Portland St.
Theresa Huitinga, Portland St.
Lynda Johnson, Portland St.
Beanie MacLaurie, Portland St.

1985

Shelli Mosby, Cal St. Northridge
Heather Hafner, Cal St. Northridge
Theresa Huitinga, Portland St.
Lynda Johnson, Portland St.
Kathy Knudsen, Neb.-Omaha
Bonnie Beard, Sam Houston St.

1986

*Melanie Jones, UC Riverside
Sherry Benson, UC Riverside
Joyce Jackson, UC Riverside
Allie Nuzum, Neb.-Omaha
Donna Melcher, Neb.-Omaha
Angela Brinton, Cal St. Northridge

1987

Becky Belland, Central Mo. St.
Angela Brinton, Cal St. Northridge
Kathleen Dixon, Cal St. Northridge
Susan Dixon, Central Mo. St.
Sue Darcey, Cal St. Northridge
Lori Schutte, Neb.-Omaha

1988

Jenny Norlin, Portland St.
Cathy Kuntz, Portland St.
Andy Thompson, Portland St.
Karen Langston, Cal St. Northridge
Brenda Schultz, North Dakota St.
Karen Solis, Tampa

1989

Rachel Morton, Cal St. Bakersfield
Valerie Cowan, Cal St. Bakersfield
Tami Jurgensen, Cal St. Bakersfield
Michelle Richard, Cal St. Bakersfield
Kelly Caddy, Sacramento St.
Brenda Schultz, North Dakota St.

1990

Ana Carolina Pereira, West Tex. A&M
Ana Cristina Pereira, West Tex. A&M
Michele Hall, West Tex. A&M
Sandy Callahan, West Tex. A&M
Rachel Morton, Cal St. Bakersfield
Tami Jurgensen, Cal St. Bakersfield
Camille Mitchell, Cal St. Bakersfield
Julie Sherman, North Dakota St.
Brenda Schultz, North Dakota St.
Kristi Scott, Portland St.
Leanne Peters, Portland St.
Becky Belland, Central Mo. St.

1991

Christi Nash, Fla. Southern
Becky Thyhsen, Fla. Southern
Leanne Peters, Portland St.
Joy Lammert-Russell, Portland St.
Kristi Scott, Portland St.
Angie Converse, North Dakota St.
Teresa Hegg, North Dakota St.
Julie Sherman, North Dakota St.
Carrie Burke, West Tex. A&M
Sandy Callahan, West Tex. A&M
Ana Carolina Pereira, West Tex. A&M
Ana Cristina Pereira, West Tex. A&M

1992

Erika Boggio, Portland St.
Leanne Peters, Portland St.
Joy Russell, Portland St.
Suzy Hall, Portland St.
Tricia Tuler, Northern Mich.
Heather Koenig, Northern Mich.
Andrea Gommans, Northern Mich.
Stacy Metro, Northern Mich.
Monika Cavaliere, West Tex. A&M
Ana Carolina Pereira, West Tex. A&M
Candy Lench, UC Davis
Andrea Ferchaw, Cal St. Los Angeles

1993

Stacy Metro, Northern Mich.
Andrea Gommans, Northern Mich.
Heather Koenig, Northern Mich.
Tricia Tuler, Northern Mich.
Christy Wieneke, Cal St. Bakersfield
Felicia Crisp, Cal St. Bakersfield
Jennifer Streltsoff, Cal St. Bakersfield
Erika Boggio, Portland St.
Joy Russell, Portland St.
Leanne Peters, Portland St.
Dana Cash, Northern Colo.
Debbie Ponis, Northern Colo.

1994

Jennie Long, Northern Mich.
Pauline Schuette, Northern Mich.
Liu Jun, Northern Mich.
Christy Wieneke, Cal St. Bakersfield
Brandy Charles, Cal St. Bakersfield
Erikka Gulbranson, Cal St. Bakersfield
Terri McNair, Northern Colo.
Debbie Ponis, Northern Colo.
Tajjana Smith, Northern Colo.
Erica Wymore, Northern Colo.
Jane Salkowski, Central Mo. St.
Krista Geick, Central Mo. St.

1995

Cindy Yaun, Barry
Mickisha Hurley, Barry
Sonia Gubaidulina, Barry
Pauline Schuette, Northern Mich.
Kathy Jewell, Northern Mich.
Liu Jun, Northern Mich.
Kim Falkenhagen, Northern Mich.
Rachel Gatewood, Central Mo. St.
Krista Geick, Central Mo. St.

Kerri Mears, Central Mo. St.
Christy Wieneke, Cal St. Bakersfield
Courtney Powers, St. Cloud St.

1996

Amy Steffel, Neb.-Omaha
Liu Jun, Northern Mich.
Danielle Faggion, Tampa
Erin Shafer, Neb.-Omaha
Christyn Malone, Neb.-Omaha
Dawn Rawlins, Tampa
Melissa Serio, Tampa
Anna Kaloujskikh, Tampa
Hilary Epling, Tampa
Kathy Jewell, Northern Mich.
Sarah Dallas, Central Mo. St.

1997

Sarah Butler, West Tex. A&M
Holly Morgan, West Tex. A&M
Amanda Sweatt, West Tex. A&M
Deena Victor, West Tex. A&M
Cindy Yuan, Barry
Elvira Vakhidova, Barry
Janina Morusiewicz, Barry
Eleona Vakhidova, Barry
Christyn Malone, Neb.-Omaha
Tammy Barrus, Cal St. Bakersfield
Amy Wade, Cal St. Bakersfield
Lucia Pereira, Northern Mich.

1998

Nia Tuitele, Hawaii Pacific
Hai Yan Wang, Hawaii Pacific
Debbie Sant'Anna, Hawaii Pacific
Melinda Almazon, Regis (Colo.)
Nikki Van Rausen, Regis (Colo.)
Charleen Anderson, North Dakota St.
Kara Deringer, North Dakota St.
Carrie Jacobson, North Dakota St.
Jamie Lene, North Dakota St.
Hilary Epling, Tampa
Danielle Faggion, Tampa
Dawn Rawlins, Tampa

1999

Arlete Silva, BYU-Hawaii
Vanessa Valansi, BYU-Hawaii
Juliana Lima, BYU-Hawaii
Danielle Faggion, Tampa
Tiffany Boatwright, Tampa
Becky Hart, Tampa
Sarah Butler, West Tex. A&M
Shannon Stroud, West Tex. A&M
Sarah Schall, Lock Haven
Rachel Schmieg, North Dakota St.
Ronda Price, North Ala.
Jenny Jeremiah, Northern Ky.

2000

Nesrin Seckin, North Ala.
Shannon Stroud, West Tex. A&M
Kathy Vis, Grand Valley St.
Ying Xu, Calif. (Pa.)
Katy Peterson, Augustana (S.D.)
Kari Peterson, Augustana (S.D.)
Lindsay Voss, Augustana (S.D.)
Sara Larson, Augustana (S.D.)

Susy Garbelotti, Hawaii Pacific
Debbi Sant'Anna, Hawaii Pacific
Flavia Gabinio, Hawaii Pacific
Nia Tuitele, Hawaii Pacific

2001

Karla Bersano, Barry
Fernanda Ferreira, Barry
Daniela Lanza, Barry
Simone Ferrarezi, Barry
Teresa Ohta, UC San Diego
Carly Miller, Grand Valley St.
Yulissa Zamudio, Mercy
Shauna Sturm, South Dakota St.
Andrea Ebnet, South Dakota St.
Angie Rime, South Dakota St.
Casey Felkerson, Truman
Michelle Morris, Western St.

Individual Records

KILLS, MATCH

44—Kathy Wotus, Gannon (3) vs. New Haven (1), 11-30-91; Andrea Ferchaw, Cal St. Los Angeles (3) vs. Grand Canyon (2), 11-17-95.

KILLS, TOURNAMENT

116—Debbie Sant'Anna, Hawaii Pacific, 1998 (20 vs. Cal St. Bakersfield, 27 vs. BYU-Hawaii, 17 vs. North Ala., 24 vs. Tampa, 28 vs. North Dakota St.).

TOTAL ATTEMPTS, MATCH

116—Andrea Ferchaw, Cal St. Los Angeles (3) vs. Grand Canyon (2), 11-17-95.

TOTAL ATTEMPTS, TOURNAMENT

304—Debbie Sant'Anna, Hawaii Pacific, 1998 (48 vs. Cal St. Bakersfield, 72 vs. BYU-Hawaii, 50 vs. North Ala., 56 vs. Tampa, 78 vs. North Dakota St.).

SERVICE ACES, MATCH

11—Eileen Hiss, Cal St. Northridge (3) vs. North Dakota St. (0), 12-4-82.

SERVICE ACES, TOURNAMENT

23—Ruth Evans, Neb.-Omaha, 1986 (5 vs. New Haven, 7 vs. Grand Valley St., 7 vs. Cal St. Northridge, 4 vs. North Dakota St.).

BLOCK SOLOS, MATCH

12—Debbie Wooldridge, Cal St. Northridge (3) vs. Sacramento St. (2), 12-10-82.

BLOCK SOLOS, TOURNAMENT

14—Debbie Wooldridge, Cal St. Northridge, 1982 (1 vs. C.W. Post, 0 vs. North Dakota St., 12 vs. Sacramento St., 1 vs. UC Riverside).

DIGS, MATCH

40—Sarah Butler, West Tex. A&M (3) vs. Barry (2), 12-7-97.

DIGS, TOURNAMENT

101—Terri McNair, Northern Colo., 1994 (17 vs. Minn.-Duluth, 33 vs. Neb.-Kearney, 16 vs. Barry, 21 vs. Cal St. Bakersfield, 14 vs. Central Mo. St.).

HITTING PERCENTAGE, MATCH (Min. 15 Attempts)

.867—Kim Falkenhagen, Northern Mich. (3) vs. West Va. Wesleyan (0), 12-2-95.

HITTING PERCENTAGE, TOURNAMENT (Min. 75 Attempts)

.540—Ana Cristina Pereira, West Tex. A&M, 1991 (.464 vs. Angelo St., 15-2/28; .500 vs. Gannon, 14-1/26; .667 vs. Fla. Southern, 18-0/27; .531 vs. Portland St., 19-2/32).

Team Records

KILLS, MATCH

114—Cal St. Los Angeles (3) vs. Grand Canyon (2), 11-17-95.

KILLS, TOURNAMENT

344—Hawaii Pacific, 1998 (65 vs. Cal St. Bakersfield, 81 vs. BYU-Hawaii, 56 vs. North Ala., 74 vs. Tampa, 68 vs. North Dakota St.).

TOTAL ATTEMPTS, MATCH

309—Cal St. Los Angeles (3) vs. Grand Canyon (2), 11-17-95.

TOTAL ATTEMPTS, TOURNAMENT

902—Cal St. Bakersfield, 1997 (288 vs. UC Riverside, 119 vs. Cal Poly Pomona, 201 vs. Regis [Colo.], 182 vs. West Tex. A&M, 112 vs. Northern Mich.).

SERVICE ACES, MATCH

22—Neb.-Omaha (2) vs. Cal St. Northridge (3), 12-12-86.

SERVICE ACES, TOURNAMENT

68—Neb.-Omaha, 1986 (17 vs. New Haven, 15 vs. Grand Valley St., 22 vs. Cal St. Northridge, 14 vs. North Dakota St.).

BLOCK SOLOS, MATCH

29—Cal St. Northridge (3) vs. Sacramento St. (2), 12-10-82.

BLOCK SOLOS, TOURNAMENT

41—Cal St. Northridge, 1982 (3 vs. C.W. Post, 1 vs. North Dakota St., 29 vs. Sacramento St., 8 vs. UC Riverside).

DIGS, MATCH

159—Cal St. Northridge (3) vs. Central Mo. St. (2), 12-12-87.

DIGS, TOURNAMENT

400—Northern Colo., 1994 (90 vs. Minn.-Duluth, 94 vs. Neb.-Kearney, 62 vs. Barry, 94 vs. Cal St. Bakersfield, 60 vs. Central Mo. St.).

HITTING PERCENTAGE, MATCH

.542—Portland St. (3) vs. James Madison (0), 11-30-84.

HITTING PERCENTAGE, TOURNAMENT (Min. 2 Matches)

.372—Portland St., 1984 (.542 vs. James Madison, 37-11/48; .264 vs. New Haven, 31-12/72; .421 vs. Sam Houston St., 60-12/114; .319 vs. Cal St. Northridge, 50-14/113).

Won-Lost Records in Tournament Play

Team (Years Participated)

Air Force (1983-89-91-93-94).....	5	3	5	.375	0	0	1	0
Ala.-Huntsville (1998-99-2001).....	3	0	3	.000	0	0	0	0
Alas. Anchorage (1989-90).....	2	0	2	.000	0	0	0	0
Albany St. (Ga.) (2001).....	1	0	1	.000	0	0	0	0
Arkansas Tech (2000).....	1	1	1	.500	0	0	0	0
Armstrong Atlantic (2000-01).....	2	2	2	.500	0	0	0	0
Army (1987).....	1	0	1	.000	0	0	0	0
Angelo St. (1982-87-91-92).....	4	2	4	.333	0	0	0	0
Augustana (S.D.) (1992-94-96-97-98-99-2000-01).....	8	6	8	.429	0	1	0	0
Barry (1994-95-96-97-98-99-2000-01).....	8	17	6	.739	2	1	0	0
Bentley (1993-95-98).....	3	0	3	.000	0	0	0	0
BYU-Hawaii (1998-99).....	2	6	1	.857	1	0	0	0

Yrs.	Won	Lost	Pct.	1st	2nd	3rd	4th
5	3	5	.375	0	0	1	0
3	0	3	.000	0	0	0	0
2	0	2	.000	0	0	0	0
1	0	1	.000	0	0	0	0
1	1	1	.500	0	0	0	0
2	2	2	.500	0	0	0	0
1	0	1	.000	0	0	0	0
4	2	4	.333	0	0	0	0
8	6	8	.429	0	1	0	0
8	17	6	.739	2	1	0	0
3	0	3	.000	0	0	0	0
2	6	1	.857	1	0	0	0

Team (Years Participated)	Yrs.	Won	Lost	Pct.	1st	2nd	3rd	4th
Bryant (1994-97-99-2000-01)	5	2	5	.286	0	0	0	0
UC Davis (1981-82-83-90-91-92-93-94-96)	9	4	9	.308	0	0	0	0
UC San Diego (2000-01)	2	3	2	.600	0	0	1	0
UC Riverside (1981-82-83-84-85-86-87-88-89-90-91-92-93-95-96-97-98)	17	14	15	.483	2	0	0	0
Cal Poly Pomona (1983-84-85-88-90-91-92-93-94-96-97)	11	4	11	.267	0	0	0	0
Cal St. Bakersfield (1988-89-90-91-92-93-94-95-96-97-98-99-2000)	13	28	12	.700	1	2	3	0
Cal St. Chico (1992)	1	1	1	.500	0	0	0	0
Cal St. Los Angeles (1992-93-94-95-97-99-2000-01)	8	6	9	.400	0	0	0	1
Cal St. Northridge (1981-82-83-84-85-86-87-88-89)	9	25	7	.781	2	5	1	0
Cal St. San B'dino (2000-01)	2	3	2	.600	0	0	0	0
Calif. (Pa.) (2000-01)	2	5	2	.714	0	0	1	0
Cameron (1998-2001)	2	0	2	.000	0	0	0	0
Catawba (2001)	1	0	1	.000	0	0	0	0
Central Mo. St. (1983-84-85-86-87-88-89-90-91-92-93-94-95-96-97-98-99-2000-01)	19	16	22	.421	0	1	0	3
Central Okla. (1994)	1	1	1	.500	0	0	0	0
Chapman (1982-88-89-90)	4	0	4	.000	0	0	0	0
Charleston (W.Va.) (1995-97-98-99)	4	1	4	.200	0	0	0	0
C.W. Post (1982)	1	0	1	.000	0	0	0	0
Dowling (1995-96-97-98)	4	1	4	.200	0	0	0	0
East Stroudsburg (2000)	1	0	1	.000	0	0	0	0
Edinboro (1982-94-96-97-98-99-2000-01)	8	7	8	.467	0	0	0	0
Fairmont St. (1998)	1	0	1	.000	0	0	0	0
Ferris St. (1982-83-84-85-86-87-89-90-92-99)	10	7	11	.611	0	0	0	1
Findlay (2000-01)	2	2	2	.500	0	0	0	0
Florida Int'l (1982-85)	2	0	2	.000	0	0	0	0
Fla. Southern (1981-82-84-86-87-89-90-91-92-93-94-96-97-98-99-2000)	16	10	19	.345	0	0	0	3
Francis Marion (1998)	1	0	1	.000	0	0	0	0
Gannon (1989-91-92-93-94-95)	6	5	6	.454	0	0	0	0
Grand Canyon (1993-95)	2	1	2	.333	0	0	0	0
Grand Valley St. (1986-87-2000-01)	4	6	4	.600	0	0	1	0
Hawaii-Hilo (1994-95-97)	3	1	3	.250	0	0	0	0
Hawaii Pacific (1998-99-2000-01)	4	11	2	.846	2	0	0	0
Henderson St. (2001)	1	1	1	.500	0	0	0	0
Indiana (Pa.) (2000-01)	2	3	2	.600	0	0	0	0
IU/PU-Ft. Wayne (1987-88-96-98)	4	1	4	.200	0	0	0	0
Jacksonville (1983)	1	1	1	.500	0	0	0	0
James Madison (1984-85)	2	0	2	.000	0	0	0	0
Lees-McRae (1999-2001)	2	0	2	.000	0	0	0	0
Lewis (1981-82-88-2000)	4	4	4	.500	0	1	0	0
Lock Haven (1996-97-98-99-2000-01)	6	7	6	.538	0	0	0	0
Mansfield (1981-83)	2	0	2	.000	0	0	0	0
Mass.-Lowell (2000)	1	0	1	.000	0	0	0	0
Mercy (1999-2000-01)	3	4	3	.571	0	0	0	0
Metro St. (1988-89-91-92-93-97-98-2000-01)	9	3	9	.250	0	0	0	0
Michigan Tech (1993-94-95-96-97)	5	2	5	.286	0	0	0	0
Millersville (1995)	1	1	1	.500	0	0	0	0
Minn.-Duluth (1986-87-91-94-98)	5	1	5	.167	0	0	0	0
Minn. St.-Mankato (1990-2001)	2	1	2	.333	0	0	0	0
Minn. St. Moorhead (2000)	1	0	1	.000	0	0	0	0
Mississippi-Women (1985-86)	2	2	2	.500	0	0	0	0
Mo. St. Louis (1991-95)	2	0	2	.000	0	0	0	0
Mo. Western St. (1995-2000)	2	0	2	.000	0	0	0	0
Montevallo (2000)	1	0	1	.000	0	0	0	0
Morningside (1995)	1	0	1	.000	0	0	0	0
Navy (1986-87-88)	3	0	3	.000	0	0	0	0
Neb.-Kearney (1994-95-96-99-2000-01)	6	8	6	.571	0	0	0	0
Neb.-Omaha (1982-83-84-85-86-87-88-89-93-96-97-99-2000)	13	19	13	.594	1	0	3	1
New Haven (1983-84-85-86-88-89-90-91-92-93-94-95-96-97-98-99-2000-01)	18	14	18	.438	0	0	0	0
N.M. Highlands (2000)	1	0	1	.000	0	0	0	0
New York Tech (2001)	1	0	1	.000	0	0	0	0
North Ala. (1996-97-98-99-2000-01)	6	10	6	.625	0	0	1	0
UNC Greensboro (1990)	1	0	1	.000	0	0	0	0
North Dakota St. (1982-83-84-86-87-88-89-90-91-92-93-95-96-97-98-99-2000-01)	18	27	19	.587	0	2	3	1
North Fla. (1993-95-96-97-99-2000-01)	7	2	7	.222	0	0	0	0
Northeastern (1984)	1	0	1	.000	0	0	0	0
Northern Colo. (1982-84-86-87-89-90-91-92-93-94-95-99-2000-01)	14	15	15	.500	0	0	1	1
Northern Ky. (1981-97-98-99-2000-01)	6	7	6	.538	0	0	1	0
Northern Mich. (1991-92-93-94-95-96-97-98-99-2000-01)	11	24	9	.727	2	2	1	1
Northwood (1996-97-99-2000-01)	5	5	5	.500	0	0	0	0
Oakland (1993)	1	0	1	.000	0	0	0	0
Pace (1996-97-98-99-2000)	5	6	5	.545	0	0	0	0
Portland St. (1982-83-84-85-86-87-88-89-90-91-92-93-94-95)	14	33	11	.750	4	2	2	1
Presbyterian (1993)	1	0	1	.000	0	0	0	0
Queens (N.Y.) (2000-01)	2	3	2	.600	0	0	0	0
Regis (Colo.) (1985-86-88-89-90-91-93-94-95-96-97-98-99-2000-01)	15	15	16	.484	0	0	1	1
Rockhurst (1998-99)	2	2	2	.500	0	0	0	0
Rollins (1995)	1	1	1	.500	0	0	0	0
Sacramento St. (1981-82-83-84-85-86-87-88-89-90)	10	15	10	.600	1	1	1	1
St. Augustine's (1981-2001)	2	0	2	.000	0	0	0	0
St. Cloud St. (1985-88-93-95)	4	2	4	.333	0	0	0	0
Sam Houston St. (1984-85)	2	4	4	.500	0	0	0	2
San Fran. St. (1987)	1	0	1	.000	0	0	0	0
Seattle Pacific (2000-01)	2	0	2	.000	0	0	0	0

Team (Years Participated)

Slippery Rock (1993-94-2000)	3	1	3	.250	0	0	0	0
Sonoma St. (1993)	1	0	1	.000	0	0	0	0
S.C.-Spartanburg (2000-01)	2	0	2	.000	0	0	0	0
South Dakota St. (1997-98-2000-01)	4	6	4	.600	0	1	0	0
Southeast Mo. St. (1990)	1	0	1	.000	0	0	0	0
Southern Colo. (1996-97)	2	0	2	.000	0	0	0	0
SIU-Edwardsville (1998)	1	1	1	.500	0	0	0	0
Southwest St. (2001)	1	0	1	.000	0	0	0	0
Springfield (1981-93-94)	3	1	3	.250	0	0	0	0
Tampa (1983-84-85-87-88-89-90-91-92-93-94-96-97-98-99-2000-01)	17	19	17	.528	0	2	1	0
Tex. A&M-Commerce (1987-88)	2	2	2	.500	0	0	0	0
Texas Woman's (1996-97)	2	0	2	.000	0	0	0	0
Truman (1994-2000-01)	3	4	3	.571	0	0	0	0
Wayne St. (Mich.) (1987-94)	2	0	2	.000	0	0	0	0
West Tex. A&M (1988-89-90-91-92-94-95-96-97-98-99-2000-01)	13	24	10	.706	3	0	2	0
West Va. Wesleyan (1995-96-97)	3	1	3	.250	0	0	0	0
Western Wash. (2001)	1	1	1	.500	0	0	0	0
Western St. (1999-2000-01)	3	4	3	.571	0	0	0	0
Wheeling Jesuit (2001)	1	0	1	.000	0	0	0	0
Wright St. (1983)	1	0	1	.000	0	0	0	0

Yrs.	Won	Lost	Pct.	1st	2nd	3rd	4th
3	1	3	.250	0	0	0	0
1	0	1	.000	0	0	0	0
2	0	2	.000	0	0	0	0
4	6	4	.600	0	1	0	0
1	0	1	.000	0	0	0	0
2	0	2	.000	0	0	0	0
1	1	1	.500	0	0	0	0
1	0	1	.000	0	0	0	0
3	1	3	.250	0	0	0	0
17	19	17	.528	0	2	1	0
2	2	2	.500	0	0	0	0
2	0	2	.000	0	0	0	0
3	4	3	.571	0	0	0	0
2	0	2	.000	0	0	0	0
13	24	10	.706	3	0	2	0
3	1	3	.250	0	0	0	0
1	1	1	.500	0	0	0	0
3	4	3	.571	0	0	0	0
1	0	1	.000	0	0	0	0
1	0	1	.000	0	0	0	0

All-Time Results

1981 First Round: UC Davis def. Northern Ky., 15-13, 3-15, 11-15, 15-7, 15-12; Lewis def. Springfield, 12-15, 15-5, 15-5, 15-2. **Second Round:** Sacramento St. def. Mansfield, 15-4, 15-2, 15-4; Cal St. Northridge def. UC Davis, 15-4, 15-10, 15-13; Lewis def. UC Riverside, 13-15, 9-15, 15-10, 15-4, 17-15; Fla. Southern def. St. Augustine's, 15-7, 15-6, 15-3. **Semifinals:** Sacramento St. def. Cal St. Northridge, 15-13, 15-4, 9-15, 15-8; Lewis def. Fla. Southern, 10-15, 15-12, 11-15, 15-10, 15-10. **Third Place:** Cal St. Northridge def. Fla. Southern, 15-7, 15-12, 15-12. **Championship:** Sacramento St. def. Lewis, 15-10, 15-6, 15-7.

1982 Regionals: UC Riverside def. Northern Colo., 15-7, 15-6, 15-7; UC Davis def. Chapman, 15-8, 15-6, 15-17, 15-8; UC Riverside def. UC Davis, 15-12, 14-16, 15-5, 15-10; Fla. Southern def. Angelo St., 15-3, 15-11, 11-15, 15-6; Portland St. def. Florida Int'l, 11-15, 15-5, 12-15, 17-15, 15-4; Portland St. def. Fla. Southern, 15-8, 15-9, 15-8; Sacramento St. def. Lewis, 15-13, 15-8, 15-9; Ferris St. def. Neb.-Omaha, 4-15, 15-13, 15-9, 15-11; Sacramento St. def. Ferris St., 15-11, 15-6, 15-13; North Dakota St. def. Edinboro, 12-15, 15-3, 15-8, 12-15, 15-6; Cal St. Northridge def. IU-C. W. Post, 15-0, 15-10, 15-9; Cal St. Northridge def. North Dakota St., 15-13, 15-10, 15-13. **Semifinals:** UC Riverside def. Portland St., 15-13, 15-7, 15-9; Cal St. Northridge def. Sacramento St., 13-15, 15-10, 15-11, 10-15, 15-6. **Third Place:** Portland St. def. Sacramento St., 15-7, 16-14, 15-10. **Championship:** UC Riverside def. Cal St. Northridge, 15-11, 15-12, 15-5.

1983 Regionals: Portland St. def. North Dakota St., 15-5, 15-0, 15-9; UC Davis def. Sacramento St., 15-3, 4-15, 15-8, 15-8; Portland St. def. UC Davis, 15-10, 15-2, 15-13; Ferris St. def. Wright St., 15-11, 15-2, 15-5; Neb.-Omaha def. New Haven, 15-2, 15-12, 15-6; Neb.-Omaha def. Ferris St., 15-9, 14-16, 19-17, 15-2; Cal St. Northridge def. Central Mo. St., 15-9, 13-15, 15-10, 15-11; UC Riverside def. Cal Poly Pomona, 14-16, 15-1, 11-15, 16-14, 15-4; Cal St. Northridge def. UC Riverside, 15-4, 7-15, 12-15, 16-14, 15-12; Jacksonville def. Mansfield, 13-15, 15-8, 15-10, 15-3; Air Force def. Tampa, 15-7, 15-9, 12-15, 16-14; Air Force def. Jacksonville, 15-11, 15-0, 9-15, 14-16, 15-5. **Semifinals:** Portland St. def. Neb.-Omaha, 15-6, 15-7, 15-13; Cal St. Northridge def. Air Force, 15-10, 15-8, 15-6. **Third Place:** Air Force def. Neb.-Omaha, 15-7, 15-7, 16-4. **Championship:** Cal St. Northridge def. Portland St., 15-6, 15-10, 6-15, 10-15, 15-6.

1984 Regionals: Portland St. def. James Madison, 15-2, 15-2, 15-9; New Haven def. Northeastern, 14-

16, 15-13, 15-6, 15-7; Portland St. def. New Haven, 15-6, 15-6, 15-3; Sam Houston St. def. Fla. Southern, 15-12, 15-13, 15-9; Ferris St. def. Tampa, 15-9, 11-15, 15-13, 8-15, 15-5; Sam Houston St. def. Ferris St., 15-12, 6-15, 15-3, 15-6; Sacramento St. def. Northern Colo., 15-6, 15-9, 6-15, 15-3; Cal Poly Pomona def. UC Riverside, 15-9, 14-16, 15-13, 15-6; Sacramento St. def. Cal Poly Pomona, 15-13, 4-15, 15-11, 15-10; North Dakota St. def. Neb.-Omaha, 15-11, 15-12, 15-7; Cal St. Northridge def. Central Mo. St., 15-4, 15-3, 11-15, 15-8; Cal St. Northridge def. North Dakota St., 4-15, 15-5, 15-3, 15-8. **Semifinals:** Portland St. def. Sam Houston St., 15-4, 15-8, 15-3; Cal St. Northridge def. Sacramento St., 15-12, 15-10, 15-10. **Third Place:** Sacramento St. def. Sam Houston St., 15-6, 16-14, 15-8. **Championship:** Portland St. def. Cal St. Northridge, 15-7, 15-8, 15-11.

1985 Regionals: Cal St. Northridge def. St. Cloud St., 15-10, 15-5, 15-4; Cal Poly Pomona def. UC Riverside, 13-15, 11-15, 15-10, 15-10, 15-9; Cal St. Northridge def. Cal Poly Pomona, 15-13, 15-9, 13-15, 15-6; New Haven def. Ferris St., 15-13, 15-12, 15-10; Neb.-Omaha def. James Madison, 15-13, 13-15, 15-4, 15-3; Neb.-Omaha def. New Haven, 9-15, 15-3, 15-11, 15-4; Sam Houston St. def. Florida Int'l, 15-12, 15-9, 16-14; Mississippi-Women def. Tampa, 15-12, 10-15, 5-15, 15-8, 15-6; Sam Houston St. def. Mississippi-Women, 7-15, 4-15, 15-10, 15-11, 15-9; Sacramento St. def. Central Mo. St., 15-11, 3-15, 16-14, 15-8; Portland St. def. Regis (Colo.), 15-4, 15-0, 15-10; Portland St. def. Sacramento St., 15-0, 6-15, 15-5, 15-8. **Semifinals:** Cal St. Northridge def. Neb.-Omaha, 15-12, 16-14, 15-11; Portland St. def. Sam Houston St., 15-6, 15-13, 15-10. **Third Place:** Neb.-Omaha def. Sam Houston St., 15-9, 15-2, 10-15, 5-15, 15-11. **Championship:** Portland St. def. Cal St. Northridge, 15-9, 15-13, 11-15, 15-8.

1986 Regionals: Cal St. Northridge def. Fla. Southern, 15-11, 15-11, 15-9; Mississippi-Women def. Navy, 15-8, 15-9, 15-17, 15-7; Cal St. Northridge def. Mississippi-Women, 15-11, 15-5, 15-8; Neb.-Omaha def. New Haven, 15-7, 15-8, 15-2; Grand Valley St. def. Ferris St., 15-12, 8-15, 15-10, 15-7; Neb.-Omaha def. Grand Valley St., 12-15, 15-10, 15-10, 15-8; Sacramento St. def. Minn.-Duluth, 15-2, 15-5, 15-13; North Dakota St. def. Portland St., 15-6, 15-2, 15-10; North Dakota St. def. Sacramento St., 13-15, 15-8, 15-3, 10-15, 15-10; UC Riverside def. Northern Colo., 15-7, 15-8, 15-3; Central Mo. St. def. Regis (Colo.), 15-11, 15-8, 15-4; UC Riverside def. Central Mo. St., 11-15, 15-6, 13-15, 15-12, 15-11. **Semifinals:** Cal St. Northridge def. Neb.-Omaha, 16-14, 13-15, 10-15, 15-13, 15-13; UC Riverside def. North Dakota St., 15-4, 16-14, 15-8. **Third Place:** Neb.-Omaha def. North Dakota St., 15-4, 15-10, 15-3. **Championship:** UC Riverside def. Cal St. Northridge, 15-9, 15-6, 15-6.

1987 Regionals: UC Riverside def. San Fran. St., 15-11, 15-8, 15-11; Cal St. Northridge def. UC Riverside, 15-4, 15-12, 15-9; Sacramento St. def. Portland St., 15-8, 15-11, 15-8; Cal St. Northridge def. Sacramento St., 15-12, 15-10, 15-8; IU/PU-Ft. Wayne def. Grand Valley St., 15-10, 9-15, 15-9, 15-9; North Dakota St. def. IU/PU-Ft. Wayne, 4-15, 15-6, 12-15, 15-6, 15-10; Ferris St. def. Wayne St. (Mich.), 17-15, 9-15, 15-9, 12-15, 15-5; Ferris St. def. North Dakota St., 11-15, 16-14, 8-15, 15-12, 15-10; Minn.-Duluth def. Army, 17-15, 15-6, 15-6; Angelo St. def. Northern Colo., 11-15, 16-14, 10-15, 15-10, 15-4; Neb.-Omaha def. Minn.-Duluth, 15-13, 15-4, 15-4; Neb.-Omaha def. Angelo St., 4-15, 15-7, 15-12, 15-6; Fla. Southern def. Navy, 15-13, 15-13, 15-9; Tex. A&M-Commerce def. Tampa, 15-13, 16-14, 15-7; Central Mo. St. def. Fla. Southern, 15-7, 12-15, 15-2, 15-10; Central Mo. St. def. Tex. A&M-Commerce, 14-16, 15-7, 15-4, 15-1. **Semifinals:** Cal St. Northridge def. Ferris St., 15-4, 11-15, 15-4, 15-3; Central Mo. St. def. Neb.-Omaha, 6-15, 15-8, 15-9, 15-8. **Third Place:** Neb.-Omaha def. Ferris St., 11-15, 11-15, 15-6, 15-4, 16-14. **Championship:** Cal St. Northridge def. Central Mo. St., 15-4, 16-14, 12-15, 12-15, 16-14.

1988 Regionals: Portland St. def. Sacramento St., 15-10, 15-13, 15-2; New Haven def. Navy, 15-10, 15-6, 15-7; West Tex. A&M def. Metro St., 17-15, 13-15, 15-9, 15-3; Regis (Colo.) def. West Tex. A&M, 15-10, 15-13, 15-13; Cal St. Bakersfield def. Cal Poly Pomona, 17-15, 15-4, 6-15, 15-13; UC Riverside def. Cal St. Bakersfield, 15-12, 16-14, 15-12; Cal St. Northridge def. Chapman, 13-15, 15-12, 15-7, 15-6; Tex. A&M-Commerce def. Neb.-Omaha, 15-9, 14-16, 10-15, 15-9, 15-13; Central Mo. St. def. Tex. A&M-Commerce, 15-1, 15-2, 15-10; Lewis def. IU/PU-Ft. Wayne, 15-8, 15-10, 12-15, 15-10; Tampa def. Lewis, 15-3, 16-14, 12-15, 14-16, 15-13; North Dakota St. def. St. Cloud St., 11-15, 15-4, 15-4, 15-0. **Quarterfinals:** Portland St. def. New Haven, 15-11, 15-6, 15-8; Regis (Colo.) def. UC Riverside, 15-9, 15-11, 15-8; Cal St. Northridge def. Central Mo. St., 15-6, 15-8, 15-6; North Dakota St. def. Tampa, 16-14, 12-15, 13-15, 15-10, 15-9. **Semifinals:** Portland St. def. Regis (Colo.), 15-13, 15-1, 15-9; Cal St. Northridge def. North Dakota St., 15-8, 12-15, 15-9, 15-7. **Third Place:** North Dakota St. def. Regis (Colo.), 15-11, 13-15, 9-15, 16-14, 15-11. **Championship:** Portland St. def. Cal St. Northridge, 15-6, 15-8, 15-6.

1989 Regionals: Gannon def. New Haven, 11-15, 15-2, 15-5, 15-3; Ferris St. def. Gannon, 15-12, 16-14, 15-7; Sacramento St. def. Alas. Anchorage, 15-5, 15-3, 15-12; North Dakota St. def. Neb.-Omaha, 16-14, 15-3, 15-5; North Dakota St. def. Central Mo. St., 15-11, 15-5, 15-8; UC Riverside def. Chapman, 15-5, 15-4, 14-16, 5-15, 15-13; West Tex. A&M def. Northern

Colo., 11-15, 15-0, 15-9, 15-10; Cal St. Bakersfield def. Cal St. Northridge, 16-14, 15-6, 15-13; Regis (Colo.) def. Metro St., 15-7, 15-13, 10-15, 15-8; Regis (Colo.) def. Portland St., 12-15, 15-13, 15-10, 15-5; Fla. Southern def. Tampa, 13-15, 15-10, 15-9, 15-13. **Quarterfinals:** Sacramento St. def. Ferris St., 15-7, 19-17, 15-8; North Dakota St. def. UC Riverside, 10-15, 6-15, 15-12, 15-9, 15-12; Cal St. Bakersfield def. West Tex. A&M, 15-3, 15-12, 15-8; Fla. Southern def. Regis (Colo.), 15-4, 15-0, 15-3. **Semifinals:** Sacramento St. def. North Dakota St., 17-15, 15-12, 11-15, 15-13; Cal St. Bakersfield def. Fla. Southern, 15-10, 15-5, 15-8. **Third Place:** North Dakota St. def. Fla. Southern, 15-3, 9-15, 15-9, 15-3. **Championship:** Cal St. Bakersfield def. Sacramento St., 15-10, 15-1, 15-13.

1990 Regionals: Tampa def. UNC Greensboro, 15-4, 15-9, 15-13; Fla. Southern def. Tampa, 15-9, 4-15, 15-12, 15-6; West Tex. A&M def. Chapman, 15-10, 15-7, 7-15, 15-7; New Haven def. Southeast Mo. St., 4-15, 15-8, 15-13, 16-14; Central Mo. St. def. New Haven, 15-1, 15-7, 15-9; Portland St. def. Alas. Anchorage, 15-6, 15-9, 15-7; Minn. St.-Mankato def. Ferris St., 15-8, 10-15, 12-15, 19-17, 15-12; North Dakota St. def. Minn. St.-Mankato, 15-9, 15-6, 9-15, 15-7; Sacramento St. def. UC Davis, 15-5, 15-9, 15-10; UC Riverside def. Cal Poly Pomona, 15-6, 15-6, 15-8; Cal St. Bakersfield def. UC Riverside, 13-15, 15-7, 15-7, 15-9; Regis (Colo.) def. Northern Colo., 15-11, 6-15, 5-15, 15-9, 15-6. **Quarterfinals:** West Tex. A&M def. Fla. Southern, 15-1, 16-14, 15-6; Portland St. def. Central Mo. St., 15-7, 13-15, 15-12, 15-9; North Dakota St. def. Sacramento St., 15-12, 7-15, 15-6, 15-3; Cal St. Bakersfield def. Regis (Colo.), 15-8, 15-7, 13-15, 15-12. **Semifinals:** West Tex. A&M def. Portland St., 15-9, 15-7, 15-10; North Dakota St. def. Cal St. Bakersfield, 11-15, 15-7, 15-13, 16-14. **Third Place:** Cal St. Bakersfield def. Portland St., 10-15, 8-15, 16-14, 15-5, 18-16. **Championship:** West Tex. A&M def. North Dakota St., 15-0, 15-5, 15-3.

1991 Regionals: Northern Mich. def. Mo.-St. Louis, 17-15, 15-12, 15-11; Northern Mich. def. Central Mo. St., 16-14, 15-7, 12-15, 15-11; Portland St. def. UC Davis, 8-15, 15-6, 15-4, 15-8; Cal Poly Pomona def. UC Riverside, 15-12, 14-16, 15-12, 8-15, 15-13; Cal St. Bakersfield def. Cal Poly Pomona, 15-9, 6-15, 15-6, 15-0; North Dakota St. def. Minn.-Duluth, 15-9, 15-2, 5-15, 15-8; Northern Colo. def. Metro St., 17-15, 9-15, 15-10, 15-13; Northern Colo. def. Regis (Colo.), 8-15, 17-16, 9-15, 15-7, 15-12; Fla. Southern def. Tampa, 13-15, 15-4, 15-11, 10-15, 16-14; Angelo St. def. Air Force, 15-13, 15-9, 15-12; West Tex. A&M def. Angelo St., 15-8, 15-7, 15-9; Gannon def. New Haven, 15-13, 14-16, 15-9, 15-10. **Quarterfinals:** Portland St. def. Northern Mich., 17-15, 15-12, 11-15, 15-12; North Dakota St. def. Cal St. Bakersfield, 15-13, 15-10, 11-15, 6-15, 15-13; Fla. Southern def. Northern Colo., 15-9, 15-11, 12-15, 15-13; West Tex. A&M def. Gannon, 16-14, 15-8, 15-4. **Semifinals:** Portland St. def. North Dakota St., 15-8, 11-15, 15-1, 15-5; West Tex. A&M def. Fla. Southern, 15-12, 15-10, 15-2. **Third Place:** North Dakota St. def. Fla. Southern, 15-8, 15-13, 15-5. **Championship:** West Tex. A&M def. Portland St., 15-10, 15-5, 15-12.

1992 Regionals: Gannon def. Fla. Southern, 9-15, 15-6, 15-9, 15-5; Gannon def. Tampa, 15-3, 15-8, 15-3; Portland St. def. Central Mo. St., 15-4, 15-13, 15-9; Cal St. Los Angeles def. UC Riverside, 16-14, 17-15, 15-7; Cal St. Los Angeles def. Cal Poly Pomona, 7-15, 15-5, 5-15, 15-10; North Dakota St. def. Augustana (S.D.), 15-0, 15-4, 15-7; Cal St. Chico def. Cal St. Bakersfield, 14-16, 15-12, 15-11, 15-5; UC Davis def. Cal St. Chico, 13-15, 8-15, 15-13, 15-3, 15-9; West Tex. A&M def. Angelo St., 15-10, 15-9, 15-8; Ferris St. def. New Haven, 13-15, 16-14, 15-9, 15-7; Northern Mich. def. Ferris St., 15-10, 15-6, 15-6; Northern Colo. def. Metro St., 15-7, 15-3, 10-15, 15-11. **Quarterfinals:** Portland St. def. Gannon, 15-6, 15-5, 15-4; Cal St. Los Angeles def. North Dakota St., 15-7, 15-5, 15-10; West Tex. A&M def. UC Davis, 6-15, 15-13, 15-10, 15-12; Northern Mich. def. Northern Colo., 15-3, 5-15, 15-6, 15-8. **Semifinals:** Portland

St. def. Cal St. Los Angeles, 15-7, 15-2, 15-7; Northern Mich. def. West Tex. A&M, 15-7, 15-9, 15-6. **Third Place:** West Tex. A&M def. Cal St. Los Angeles, 15-3, 15-8, 15-12. **Championship:** Portland St. def. Northern Mich., 13-15, 15-12, 13-15, 15-8, 15-10.

1993 Regionals: Michigan Tech def. Oakland, 15-6, 15-10, 15-9; Northern Mich. def. Michigan Tech, 15-6, 15-10, 15-11; Springfield def. Bentley, 15-9, 15-11, 15-10; New Haven def. Springfield, 12-15, 15-5, 15-9, 15-13; Metro St. def. Air Force, 13-15, 16-14, 15-2, 15-7; Regis (Colo.) def. Central Mo. St., 15-7, 7-15, 15-13, 15-8; Regis (Colo.) def. Metro St., 15-13, 13-15, 15-7, 12-15, 16-14; Northern Colo. def. St. Cloud St., 13-15, 15-11, 15-6, 15-10; Neb.-Omaha def. North Dakota St., 15-5, 15-6, 15-5; Northern Colo. def. Neb.-Omaha, 15-6, 9-15, 15-10, 15-8; Portland St. def. Sonoma St., 15-10, 10-15, 15-2, 15-5; Grand Canyon def. UC Davis, 15-10, 11-15, 18-16, 15-10; Portland St. def. Grand Canyon, 15-6, 12-15, 15-7, 15-11; Tampa def. Fla. Southern, 12-15, 6-15, 15-10, 15-9, 20-18; Tampa def. North Fla., 15-12, 15-11, 15-10; Slippery Rock def. Presbyterian, 15-10, 15-10, 15-2; Gannon def. Slippery Rock, 15-5, 15-5, 11-15, 16-18, 15-8; Cal St. Los Angeles def. UC Riverside, 15-11, 3-15, 13-15, 15-6, 15-12; Cal St. Bakersfield def. Cal Poly Pomona, 16-14, 15-5, 15-3; Cal St. Bakersfield def. Cal St. Los Angeles, 15-11, 15-9, 10-15, 15-11. **Quarterfinals:** Northern Mich. def. New Haven, 15-3, 15-6, 15-9; Northern Colo. def. Regis (Colo.), 15-12, 16-14, 15-9; Portland St. def. Tampa, 15-10, 15-7, 15-5; Cal St. Bakersfield def. Gannon, 15-8, 15-7, 15-6. **Semifinals:** Northern Mich. def. Northern Colo., 15-12, 15-3, 15-10; Cal St. Bakersfield def. Portland St., 15-11, 15-10, 11-15, 15-13. **Third Place:** Portland St. def. Northern Colo., 15-5, 15-11, 16-14. **Championship:** Northern Mich. def. Cal St. Bakersfield, 4-15, 15-5, 15-3, 15-10.

1994 Regionals: Cal St. Bakersfield def. UC Davis, 15-7, 15-8, 15-6; Cal St. Los Angeles def. Cal Poly Pomona, 15-3, 15-9, 6-15, 15-11; Cal St. Bakersfield def. Cal St. Los Angeles, 15-12, 15-10, 13-15, 15-0; Edinboro def. Slippery Rock, 8-15, 15-2, 16-14, 15-9; Edinboro def. Gannon, 15-12, 15-7, 15-11; Fla. Southern def. Tampa, 9-15, 15-12, 15-9, 15-12; Barry def. Fla. Southern, 15-9, 15-6, 13-15, 10-15, 19-17; Northern Colo. def. Minn.-Duluth, 13-15, 15-10, 15-7, 15-11; Neb.-Kearney def. Augustana (S.D.), 15-6, 15-11, 11-15, 10-15, 21-19; Northern Colo. def. Neb.-Kearney, 11-15, 15-6, 15-13, 15-9; Portland St. def. Hawaii-Hilo, 15-9, 9-15, 15-12, 12-15, 15-7; Regis (Colo.) def. Air Force, 15-13, 15-9, 8-15, 15-17, 18-16; Portland St. def. Regis (Colo.), 15-11, 9-15, 15-8, 15-12; Central Mo. St. def. Truman, 15-6, 15-8, 15-12; Central Okla. def. West Tex. A&M, 15-1, 15-12, 15-9; Central Mo. St. def. Central Okla., 15-12, 15-10, 13-15, 15-11; Bryant def. Springfield, 9-15, 15-6, 15-10, 8-15, 15-11; New Haven def. Bryant, 15-2, 15-0, 15-2; Northern Mich. def. Wayne St. (Mich.), 15-6, 15-2, 15-7; Northern Mich. def. Michigan Tech, 15-5, 15-10, 12-15, 15-13. **Quarterfinals:** Northern Mich. def. New Haven, 15-7, 15-1, 15-4; Central Mo. St. def. Portland St., 15-6, 15-12, 14-16, 14-16, 15-8; Northern Colo. def. Barry, 15-6, 15-13, 15-8; Cal St. Bakersfield def. Edinboro, 15-5, 15-9, 15-4. **Semifinals:** Northern Mich. def. Central Mo. St., 15-8, 15-13, 15-11; Cal St. Bakersfield def. Northern Colo., 7-15, 18-16, 15-5, 15-13. **Third Place:** Northern Colo. def. Central Mo. St., 15-11, 15-8, 15-10. **Championship:** Northern Mich. def. Cal St. Bakersfield, 8-15, 15-13, 15-8, 15-13.

1995 Regionals: Michigan Tech def. Gannon, 15-11, 15-13, 15-7; Northern Mich. def. Michigan Tech, 15-0, 15-12, 15-6; Millersville def. Charleston (W.Va.), 15-11, 17-15, 12-15, 8-15, 15-12; West Va. Wesleyan def. Millersville, 15-7, 15-8, 15-11; Central Mo. St. def. Mo.-St. Louis, 15-5, 15-9, 12-15, 15-9; West Tex. A&M def. Mo. Western St., 15-7, 14-16, 16-14, 15-13; Central Mo. St. def. West Tex. A&M, 15-1, 6-15, 15-8, 8-15, 15-12; Neb.-Kearney def. Portland St., 15-12, 15-7, 8-15, 12-15, 15-12; Hawaii-Hilo def. Regis (Colo.), 15-13, 15-8, 3-15, 15-12; Neb.-Kearney def. Hawaii-Hilo, 15-5, 10-15, 15-11, 10-15, 17-15;

Northern Colo. def. North Dakota St., 15-8, 5-15, 15-12, 15-11; St. Cloud St. def. Morningside, 15-11, 15-9, 15-4; St. Cloud St. def. Northern Colo., 15-12, 6-15, 15-10, 17-15; Rollins def. North Fla., 15-11, 13-15, 15-12, 13-15, 15-12; Barry def. Rollins, 15-0, 15-6, 15-12; Cal St. Bakersfield def. UC Riverside, 15-6, 15-10, 16-14; Cal St. Los Angeles def. Grand Canyon, 14-16, 15-7, 19-17, 6-15, 15-9; Cal St. Bakersfield def. Cal St. Los Angeles, 7-15, 15-10, 15-5, 15-11; Dowling def. Bentley, 15-7, 15-10, 10-15, 15-3; New Haven def. Dowling, 15-9, 17-15, 15-4. **Quarterfinals:** Northern Mich. def. West Va. Wesleyan, 15-13, 15-5, 15-1; Central Mo. St. def. Neb.-Kearney, 15-13, 15-13, 7-15, 15-7; Barry def. St. Cloud St., 15-11, 15-6, 15-12; Cal St. Bakersfield def. New Haven, 15-3, 8-15, 15-10, 15-10. **Semifinals:** Northern Mich. def. Central Mo. St., 15-8, 15-6, 15-6; Barry def. Cal St. Bakersfield, 15-6, 15-6, 15-1. **Third Place:** Cal St. Bakersfield def. Central Mo. St., 3-15, 15-12, 10-15, 15-9, 15-13. **Championship:** Barry def. Northern Mich., 6-15, 15-11, 15-10, 15-9.

1996 Regionals: Cal St. Bakersfield def. UC Davis, 4-15, 16-14, 12-15, 15-3, 15-12; UC Riverside def. Cal Poly Pomona, 15-2, 15-12, 15-12; Cal St. Bakersfield def. UC Riverside, 13-15, 15-10, 15-10, 11-15, 15-6; Tampa def. North Fla., 15-8, 15-13, 15-2; Barry def. Fla. Southern, 15-2, 15-5, 15-7; Tampa def. Barry, 15-8, 15-2, 15-17, 15-9; North Ala. def. Texas Woman's, 15-11, 15-10, 15-6; Central Mo. St. def. West Tex. A&M, 15-10, 15-8, 15-6; Central Mo. St. def. North Ala., 17-15, 15-5, 12-15, 15-6; Edinboro def. Lock Haven, 15-12, 15-6, 14-16, 8-15, 15-13; Edinboro def. West Va. Wesleyan, 15-13, 15-13, 15-9; North Dakota St. def. Augustana (S.D.), 9-15, 15-10, 12-15, 15-7, 16-14; Neb.-Omaha def. North Dakota St., 7-15, 15-11, 15-7, 15-7; Pace def. Dowling, 5-15, 15-12, 15-10, 17-15; New Haven def. Pace, 15-7, 5-15, 15-8, 15-6; Northern Mich. def. IU/PU-Ft. Wayne, 15-7, 15-11, 15-7; Northwood def. Michigan Tech, 15-13, 5-15, 15-5, 15-7; Northern Mich. def. Northwood, 15-9, 15-5, 13-15, 15-8; Regis (Colo.) def. Southern Colo., 16-14, 13-15, 15-10, 15-12; Neb.-Kearney def. Regis (Colo.), 15-3, 16-14, 15-10. **Quarterfinals:** Tampa def. Cal St. Bakersfield, 15-8, 12-15, 15-6, 15-11; Central Mo. St. def. Edinboro, 15-7, 15-6, 15-9; Neb.-Omaha def. New Haven, 15-7, 15-11, 15-1; Northern Mich. def. Neb.-Kearney, 12-15, 15-10, 15-9, 15-11. **Semifinals:** Tampa def. Central Mo. St., 15-9, 15-5, 15-11; Neb.-Omaha def. Northern Mich., 15-11, 7-15, 15-13, 6-15, 15-10. **Third Place:** Northern Mich. def. Central Mo. St., 15-7, 15-5, 15-6. **Championship:** Neb.-Omaha def. Tampa, 15-13, 15-17, 15-10, 12-15, 15-11.

1997 Regionals: Northern Mich. def. Northern Ky., 15-11, 8-15, 15-6, 15-3; Northwood def. Michigan Tech, 15-0, 15-10, 15-8; Northern Mich. def. Northwood, 15-5, 15-3, 15-5; Augustana (S.D.) def. South Dakota St., 15-13, 16-14, 15-7; Neb.-Omaha def. North Dakota St., 5-15, 15-10, 15-13, 15-12; Neb.-Omaha def. South Dakota St., 15-6, 15-8, 8-15, 15-1; Lock Haven def. Charleston (W.Va.), 15-7, 6-15, 15-12, 15-11; Edinboro def. West Va. Wesleyan, 10-15, 15-5, 14-16, 15-11, 15-13; Lock Haven def. Edinboro, 13-15, 15-13, 15-13, 15-9; Tampa def. North Fla., 15-0, 15-11, 15-6; Barry def. Fla. Southern, 15-7, 15-9, 15-3; Barry def. Tampa, 15-9, 15-13, 15-12; North Ala. def. Central Mo. St., 15-9, 15-3, 15-12; West Tex. A&M def. Texas Woman's, 10-15, 15-9, 15-6, 15-0; West Tex. A&M def. North Ala., 16-14, 15-12, 15-3; New Haven def. Bryant, 15-12, 14-16, 15-11, 15-9; Pace def. Dowling, 16-14, 15-11, 15-13; New Haven def. Pace, 15-13, 7-15, 16-14, 15-2; Regis (Colo.) def. Hawaii-Hilo, 10-15, 15-5, 15-7, 14-16, 21-19; Metro St. def. Southern Colo., 15-10, 14-16, 15-12, 16-14; Regis (Colo.) def. Metro St., 15-9, 15-13, 15-5; Cal St. Bakersfield def. UC Riverside, 15-11, 10-15, 15-9, 13-15, 15-13; Cal Poly Pomona def. Cal St. Los Angeles, 15-5, 3-15, 15-7, 15-17, 16-14; Cal St. Bakersfield def. Cal Poly Pomona, 15-13, 15-9, 15-2. **Quarterfinals:** Northern Mich. def. Neb.-Omaha, 15-4, 8-15, 15-3, 15-11; Barry def. Lock Haven, 15-6, 15-11, 15-5; West Tex. A&M def. New Haven, 15-0, 15-8, 15-5; Cal St. Bakersfield def. Regis (Colo.), 18-16,

13-15, 15-6, 15-10. **Semifinals:** Barry def. Northern Mich., 15-7, 15-10, 15-7; West Tex. A&M def. Cal St. Bakersfield, 18-16, 15-11, 7-15, 16-14. **Third Place:** Cal St. Bakersfield def. Northern Mich., 15-10, 15-12, 15-8. **Championship:** West Tex. A&M def. Barry, 4-15, 15-13, 21-19, 7-15, 18-16.

1998 Regionals: Charleston (W.Va.) def. Fairmont St., 7-15, 15-7, 15-11, 15-1; Edinboro def. Lock Haven, 15-5, 15-13, 15-0; Edinboro def. Charleston (W.Va.), 15-2, 15-8, 15-6; North Dakota St. def. Minn.-Duluth, 15-5, 15-11, 15-9; Augustana (S.D.) def. South Dakota St., 15-3, 15-12, 15-12; North Dakota St. def. Augustana (S.D.), 15-8, 15-4, 15-7; New Haven def. Dowling, 15-5, 15-11, 15-7; Pace def. Bentley, 15-7, 15-6, 15-13; Pace def. New Haven, 14-16, 9-15, 16-14, 15-12, 16-14; Regis (Colo.) def. Cameron, 15-7, 10-15, 15-6, 15-10; Metro St. def. West Tex. A&M, 15-11, 15-5, 15-11; Regis (Colo.) def. Metro St., 15-8, 15-9, 12-15, 15-9; SIU-Edwardsville def. Northern Mich., 15-12, 4-15, 15-10, 10-15, 15-8; Northern Ky. def. IU/PU-Ft. Wayne, 16-14, 15-8, 15-11; Northern Ky. def. SIU-Edwardsville, 15-9, 15-3, 3-15, 15-9; Tampa def. Francis Marion, 15-11, 15-6, 15-0; Barry def. Fla. Southern, 11-15, 15-13, 9-15, 15-3, 15-12; Tampa def. Barry, 15-6, 15-13, 15-13; North Ala. def. Ala.-Huntsville, 15-4, 15-10, 15-11; Rockhurst def. Central Mo. St., 8-15, 13-15, 15-5, 15-9, 15-7; North Ala. def. Rockhurst, 15-10, 15-11, 15-9; BYU-Hawaii def. UC Riverside, 15-2, 15-12, 15-9; Hawaii Pacific def. Cal St. Bakersfield, 12-15, 7-15, 15-12, 15-1, 15-7; Hawaii Pacific def. BYU-Hawaii, 6-15, 15-1, 10-15, 15-11, 15-11. **Quarterfinals:** North Dakota St. def. Edinboro, 15-5, 15-4, 15-4; Regis (Colo.) def. Pace, 15-2, 15-5, 15-4; Tampa def. Northern Ky., 15-1, 13-15, 15-6, 15-12; Hawaii Pacific def. North Ala., 15-7, 16-14, 15-12. **Semifinals:** North Dakota St. def. Regis (Colo.), 15-17, 15-8, 11-15, 16-14, 15-8; Hawaii Pacific def. Tampa, 15-9, 7-15, 15-10, 12-15, 15-12. **Championship:** Hawaii Pacific def. North Dakota St., 15-10, 8-15, 15-12, 16-14.

1999 Regionals: Northern Ky. def. Ferris St., 13-15, 15-3, 15-9, 15-11; Northwood def. Northern Mich., 15-13, 15-8, 15-8; Northern Ky. def. Northwood, 17-15, 15-7, 8-15, 21-19; Rockhurst def. Central Mo. St., 15-10, 15-13, 10-15, 15-9; North Ala. def. Ala.-Huntsville, 15-6, 15-11, 15-10; North Ala. def. Rockhurst, 12-15, 15-11, 15-3, 11-15, 15-11; Cal. St. Bakersfield def. Hawaii Pacific, 15-12, 6-15, 16-14, 15-4; BYU-Hawaii def. Cal. St. Los Angeles, 15-9, 16-14, 15-9; BYU-Hawaii def. Cal. St. Bakersfield, 16-14, 18-16, 15-5; North Dakota St. def. Augustana (Ill.), 4-15, 11-15, 15-13, 17-15, 15-11; Northern Colo. def. Neb.-Omaha, 15-11, 14-16, 15-8, 16-14; North Dakota St. def. Northern Colo., 15-8, 14-16, 15-6, 6-15, 15-9; West Tex. A&M def. Regis (Colo.), 15-8, 15-10, 15-9; Western St. def. Neb.-Kearney, 6-15, 15-10, 9-15, 15-12, 15-11; West Tex. A&M def. Western St., 15-12, 15-5, 15-0; Lock Haven def. Charleston (W. Va.), 15-13, 15-6, 15-7; Edinboro def. Lees-McRae, 15-11, 14-16, 15-8, 7-15, 15-10; Lock Haven def. Edinboro, 7-15, 15-4, 15-9, 15-7; Tampa def. North

Fla., 15-4, 15-7, 15-13; Fla. Southern def. Barry, 11-15, 9-15, 15-13, 15-13, 17-15; Tampa def. Fla. Southern, 8-15, 15-10, 15-9, 15-13; New Haven def. Bryant 15-12, 15-8, 15-6; Pace def. Mercy, 15-12, 8-15, 18-16, 15-6; New Haven def. Mercy, 15-7, 15-7, 16-14. **Quarterfinals:** Northern Ky. def. North Ala. 15-5, 3-15, 15-12, 15-11; BYU-Hawaii def. North Dakota St., 15-5, 15-10, 18-16; West Tex. A&M def. Lock Haven, 10-15, 15-8, 15-9, 15-11; Tampa def. New Haven, 15-7, 15-9, 15-4. **Semifinals:** BYU-Hawaii def. Northern Ky., 15-0, 15-5, 15-5; Tampa def. West Texas A&M, 15-11, 6-15, 16-18, 15-5, 18-16. **Championship:** BYU-Hawaii def. Tampa, 15-13, 15-12, 15-13.

2000 Regionals: Northern Ky. def. Northern Mich., 18-16, 15-13, 13-15, 15-13; Findlay def. Lewis, 3-15, 17-15, 15-2, 15-8; Grand Valley St. def. Northern Ky., 15-10, 8-15, 15-7, 17-19, 15-5; Northwood def. Findlay, 15-4, 15-7, 15-10; Grand Valley St. def. Northwood, 15-10, 15-11, 15-4; Cal St. San B'dino def. Seattle Pacific, 15-13, 15-5, 16-14; Cal St. Bakersfield def. UC San Diego, 15-7, 13-15, 15-3, 15-6; Cal St. San B'dino def. Cal St. Los Angeles, 8-15, 16-14, 13-15, 15-13, 15-13; Hawaii Pacific def. Cal St. Bakersfield, 15-13, 15-8, 16-14; Hawaii Pacific def. Cal St. San B'dino, 15-7, 12-15, 15-10, 9-15, 15-12; Indiana (Pa.) def. Slippery Rock, 15-7, 2-15, 11-15, 16-14, 15-12; Calif. (Pa.) def. East Stroudsburg, 15-4, 15-8, 16-14, 15-9; Lock Haven def. Indiana (Pa.), 15-2, 15-6, 15-8; Calif. (Pa.) def. Edinboro, 8-15, 15-8, 15-6, 5-15, 15-8; Calif. (Pa.) def. Lock Haven, 10-15, 15-10, 16-14, 15-3; Queens (N.Y.) def. Bryant, 17-15, 15-13, 14-16, 15-8; New Haven def. Mass.-Lowell, 15-8, 15-3, 15-5; Mercy def. Queens (N.Y.), 8-15, 15-12, 15-9, 15-11; Pace def. New Haven, 15-7, 15-11, 12-15, 16-14; Pace def. Mercy, 15-12, 3-15, 15-8, 8-15, 15-11; Arkansas Tech def. Montevallo, 15-9, 13-15, 15-6, 15-8; Truman def. Mo. Western St., 15-2, 15-13, 14-16, 15-4; North Ala. def. Arkansas Tech, 15-7, 15-2, 15-11; Central Mo. St. def. Truman, 15-12, 7-15, 17-15, 15-2; North Ala. def. Truman, 5-15, 15-4, 15-7, 11-15, 20-18; Barry def. Fla. Southern, 16-14, 15-17, 12-15, 15-10, 15-12; Armstrong Atlantic def. S.C.-Spartanburg, 15-10, 15-5, 8-15, 15-10; Tampa def. Barry, 15-3, 15-13, 15-7; North Fla. def. Armstrong Atlantic, 15-6, 15-12, 15-9; Tampa def. North Fla., 15-7, 15-6, 15-5; Northern Colo. def. North Dakota St., 12-15, 15-9, 15-11, 15-10; Neb.-Omaha def. Moorehead St., 15-10, 13-15, 15-6, 15-9; Augustana (S.D.) def. Northern Colo., 15-7, 15-9, 15-8; South Dakota St. def. Neb.-Omaha, 11-15, 15-12, 15-8, 5-15, 15-12; Augustana (S.D.) def. South Dakota St., 15-10, 15-6, 15-6; Regis (Colo.) def. Metro St. 15-5, 14-16, 15-7, 15-12; Neb.-Kearney def. N.M. Highlands, 15-13, 15-4, 15-13; West Tex. A&M def. Regis (Colo.), 15-5, 15-11, 15-12; Neb.-Kearney def. Western St., 15-5, 15-11, 15-10; West Tex. A&M def. Neb.-Kearney, 12-15, 15-3, 15-11, 15-13. **Quarterfinals:** Hawaii Pacific def. Grand Valley St., 15-4, 15-13, 15-4; Calif. (Pa.) def. Pace, 15-12, 17-15, 15-3; North Ala. def. Tampa, 15-10, 15-11, 15-9; Augustana (S.D.)

def. West Tex. A&M, 15-11, 10-15, 15-6, 15-8. **Semifinals:** Hawaii Pacific def. Calif. (Pa.), 15-10, 15-0, 15-3; Augustana (S.D.) def. North Ala., 15-4, 15-9, 15-5. **Championship:** Hawaii Pacific def. Augustana (S.D.), 15-2, 15-7, 15-6.

2001 Regionals: Northwood def. Wheeling Jesuit, 30-27, 30-22, 30-16; Northern Ky. def. Northern Mich., 29-31, 30-21, 22-30, 30-26, 15-11; Findlay def. Northwood, 23-30, 30-26, 27-30, 35-33, 15-12; Grand Valley St. def. Northern Ky., 19-30, 30-24, 30-25, 30-21; Grand Valley St. def. Findlay, 30-27, 30-32, 30-18, 34-32; Bryant def. New York Tech, 30-21, 30-23, 23-30, 30-27; Queens (N.Y.) def. Bentley, 30-18, 30-26, 33-31; Mercy def. Bryant, 32-34, 30-18, 30-18, 30-18; Queens (N.Y.) def. New Haven, 32-30, 21-30, 23-30, 30-19, 15-12; Mercy def. Queens (N.Y.), 32-30, 30-25, 32-30; Central Mo. St. def. Albany St. (Ga.), 30-10, 30-23, 30-10; Henderson St. def. Ala.-Huntsville, 30-24, 24-30, 25-30, 30-22, 15-13; North Ala. def. Central Mo. St., 30-23, 30-25, 30-19; Truman def. Henderson St., 30-18, 30-20, 30-24; Truman def. North Ala., 32-30, 30-24, 30-19; Augustana (S.D.) def. Southwest St., 30-17, 30-28, 30-18; Northern Colo. def. Minn. St.-Mankato, 30-23, 30-27, 30-21; South Dakota St. def. Augustana (S.D.), 28-30, 30-20, 23-30, 30-28, 15-9; North Dakota St. def. Northern Colo., 30-22, 30-19, 30-12; South Dakota St. def. North Dakota St., 30-23, 28-30, 24-30, 30-27, 15-13; Indiana (Pa.) def. St. Augustine's, 30-26, 30-16, 30-12; Calif. (Pa.) def. Lees-McRae, 30-23, 30-23, 30-23; Indiana (Pa.) def. Edinboro, 25-30, 30-22, 30-19, 35-33; Lock Haven def. Calif. (Pa.), 27-30, 30-21, 30-17, 30-23; Lock Haven def. Indiana (Pa.), 26-30, 31-29, 30-27, 30-27; Hawaii Pacific def. Seattle Pacific, 26-30, 30-22, 30-22, 30-26; Western Wash. def. Cal St. Los Angeles, 21-30, 30-28, 30-20, 27-30, 15-9; UC San Diego def. Western Wash., 30-27, 30-21, 30-16; Cal St. San B'dino def. Hawaii Pacific, 30-10, 30-26, 30-23; UC San Diego def. Cal St. San B'dino: 20-30, 30-26, 22-30, 31-29, 17-15; North Fla. def. Catawba, 30-27, 30-12, 30-13; Armstrong Atlantic def. S.C.-Spartanburg, 30-28, 33-31, 30-27; Barry def. North Fla., 30-19, 30-15, 30-24; Tampa def. Armstrong Atlantic, 30-10, 30-25, 30-23; Barry def. Tampa, 31-29, 30-32, 30-28, 27-30, 15-10; Western St. def. Cameron, 30-13, 30-27, 34-32; Neb.-Kearney def. Regis (Colo.), 26-30, 30-22, 30-24, 30-24; Western St. def. West Tex. A&M, 30-27, 18-30, 30-26, 30-26; Neb.-Kearney def. Metro St., 30-26, 28-30, 30-19, 31-29; Western St. def. Neb.-Kearney, 30-27, 33-31, 21-30, 19-30, 11-15. **Quarterfinals:** Grand Valley St. def. Mercy, 25-30, 30-26, 30-19, 28-30, 15-9; South Dakota St. def. Truman, 24-30, 30-18, 30-20, 28-30, 15-7; UC San Diego def. Lock Haven, 30-26, 24-30, 30-28, 30-27; Barry def. Western St., 30-26, 26-30, 30-27, 30-26. **Semifinals:** Barry def. UC San Diego, 30-23, 30-24, 30-26; South Dakota St. def. Grand Valley St., 30-26, 30-20, 30-19. **Championship:** Barry def. South Dakota St., 30-19, 30-21, 30-25.

Volleyball

DIVISION III




Photo by Peter Zuzga/NCAA Photos

Ryan Winn (1) puts up a wall for Wisconsin-Whitewater's Megan Kay.

2001 Championship

Highlights

After 19 years away from the winner's stand, La Verne re-staked its claim, handing the Wisconsin-Whitewater Lady Warhawks their second runner-up finish in two years. A capacity crowd of 1,692 at Wisconsin-Whitewater witnessed the five-game marathon Leopards' win, 22-30, 33-31, 16-30, 30-26, 15-12.

Leopards setter Ryan Winn had a variety of hitting options with Amy Kratochvil, Stacey Lupu, Adriana Contreras, Jennifer Stout and Adele Jones registering double-digit kills. The team also produced an impressive defensive effort with 144 total team digs.

Wisconsin-Whitewater held its own on the defensive end with 124 team digs, 32 of which came from Angie Wildish. Three Warhawk players carried the offense with Melinda Erickson, Wildish and Allison Erickson accumulating 20, 24 and 14 kills. Setter Kristy Dettman dished out 54 assists.

All-Tournament Team: Named to the all-tournament team were Winn, Kratochvil and Lupu of La Verne, Allison Erickson and Melinda Erickson of Wisconsin-Whitewater, and Juniata's Niki Mueller.

For more, go to www.ncaa.org/news/2001/20011217/div3/3826n22.html on the World Wide Web.

TOURNAMENT PERCENTAGE LEADERS

Player, Team	K	E	TA	*Pct.	SA	DG	BS
Christa Downey, Nazareth	111	20	204	.446	6	52	1
Niki Mueller, Juniata	83	21	153	.405	0	6	4
Christie Smirnoff, Colorado Col.	31	3	77	.364	0	11	1
Rebecca Rotello, Washington (Mo.)	32	4	78	.359	7	54	0
Megan Earley, Ohio Northern	52	7	126	.357	0	29	1
Adriana Contreras, La Verne	101	27	217	.341	1	27	2
Kristin Papp, Trinity (Tex.)	36	8	84	.333	5	7	1
Colleen Winter, Washington (Mo.)	48	13	109	.321	12	64	0
Tara Anderson, Ohio Northern	47	16	97	.320	0	5	2
Stacey Lupu, La Verne	88	26	202	.307	1	40	8

LEGEND: K (kills), E (errors), TA (total attempts), SA (service aces), DG (digs), BS (block solos).

*Percentage is derived by subtracting errors from kills and dividing that remainder by total attempts. Minimum of 75 attempts to qualify.

Results

REGIONALS

NOVEMBER 8—AT WIS.-WHITEWATER

Lake Forest	K	E	TA	Pct.	A	SA	DG	BS
Amy Krueger	0	1	.000	0	3	15	0	
Leslie Boyle	1	1	.000	62	1	17	0	
Jenny Anderson	20	9	.183	0	0	20	0	
Stephanie Metzger	14	4	.204	1	0	12	0	
Chrissy Laurine	4	4	.000	0	2	17	0	
Andrea Krueger	0	0	.000	0	3	1	0	
Stephanie Reinboldt	23	8	.268	0	3	12	1	
Angela Lagerman	10	1	.429	0	0	0	2	
Totals	72	27	.206	63	12	94	3	

Benedictine (Ill.)	K	E	TA	Pct.	A	SA	DG	BS
Caitlan McCarthy	10	4	.297	1	0	11	0	
Jessica Baker	0	0	.000	0	0	3	0	
Sara Padalik	1	2	.000	0	0	2	0	
Jessica Steadman	0	0	.000	0	0	10	0	
Kathy Clifford	1	0	.091	63	3	13	0	

Benedictine (Ill.)	K	E	TA	Pct.	A	SA	DG	BS
Carin Cieslowski	23	11	.182	0	3	22	0	
Jaime Walters	16	6	.227	4	2	18	0	
Kim Furto	13	2	.367	1	0	3	2	
Jennifer Olson	15	5	.263	2	0	19	3	
Totals	79	29	.227	71	8	101	5	
Lake Forest	26	37	.30	30	30	13		
Benedictine (Ill.)	30	39	.21	25	15			

Marian (Wis.)	K	E	TA	Pct.	A	SA	DG	BS
Katie Strelow	4	2	.200	0	0	1	0	
Andrea Harmsen	11	4	.292	0	0	9	0	
Desarae Harmsen	0	1	.500	15	0	6	0	
Leah Harmsen	2	1	.333	16	1	2	0	
Jody Papham	3	3	.000	0	1	1	0	
Chrissie Meyer	0	0	.000	0	0	5	0	
Cami VanHise	0	0	.000	0	0	2	0	
Deanna Dolgner	4	2	.118	2	0	3	1	
Courtney Johnson	5	1	.444	0	0	2	0	
Kristin Englebert	7	5	.39	.051	2	1	4	
Totals	36	19	.150	35	3	35	2	

Elmhurst	K	E	TA	Pct.	A	SA	DG	BS
Regina Morrone	1	1	.000	18	1	2	0	
Maggie Hillard	0	0	.000	0	0	0	0	
Amanda Franklin	13	2	.500	2	0	2	0	
Jamie Jones	0	1	1.000	0	0	4	0	
Allison Less	1	0	.333	24	0	5	0	
Emily Schramm	6	3	.214	2	0	4	0	
Karen Mullivain	9	12	.667	1	0	1	0	
Kelly Cusack	2	2	.000	0	0	0	0	
Cathy Becker	0	1	1.000	0	0	11	0	
Amanda Fark	10	4	.240	0	1	9	0	
Jennifer Frantz	18	1	.531	0	3	6	0	
Katie Bequette	0	0	.000	0	0	0	0	
Johanna Anderson	5	2	.273	0	0	0	1	
Totals	65	18	.364	47	5	44	1	
Marian (Wis.)	20	26	.18					
Elmhurst	30	30	.30					

NOVEMBER 9

Benedictine (Ill.)	K	E	TA	Pct.	A	SA	DG	BS
Caitlan McCarthy	1	2	.111	0	0	9	0	
Jessica Baker	0	0	.000	0	0	1	0	
Sara Padalik	1	2	.111	0	1	1	0	

Benedictine (III.)	K	E	TA	Pct.	A	SA	DG	BS
Jessica Steadman.....	0	0	0	.000	1	1	3	0
Kathy Clifford.....	1	2	5	.200	18	0	2	0
Carin Cieslowski.....	11	4	28	.250	0	1	10	1
Jaime Walters.....	3	6	16	.188	0	0	4	0
Kim Furto.....	1	4	15	.200	0	0	1	0
Jennifer Olson.....	2	7	19	.263	0	1	4	0
Totals.....	20	27	101	.069	19	4	35	1

Wis.-Whitewater	K	E	TA	Pct.	A	SA	DG	BS
Sara Gehl.....	0	0	0	.000	1	0	0	0
Haley Ondricka.....	0	0	0	.000	0	0	1	0
Katie Monhart.....	3	1	5	.400	0	0	0	0
Kristin Dettman.....	0	0	2	.000	33	1	7	0
Megan Kay.....	5	1	9	.444	0	0	3	3
Michelle Stanislowski.....	0	0	0	.000	0	1	2	0
Angie Wildish.....	6	0	14	.429	0	3	10	1
Melinda Erickson.....	13	1	28	.429	0	1	10	0
Allison Erickson.....	7	2	20	.250	2	1	6	0
Lindsay Tomasovich.....	6	4	13	.154	1	4	5	1
Michelle Miller.....	1	1	3	.000	0	0	0	0
Totals.....	41	10	94	.330	37	11	44	5

Benedictine (III.).....	17	10	17					
Wis.-Whitewater.....	30	30	30					

Elmhurst	K	E	TA	Pct.	A	SA	DG	BS
Regina Morrone.....	0	1	5	.200	13	2	7	0
Amanda Franklin.....	12	10	34	.059	3	0	1	1
Jamie Jones.....	0	0	0	.000	0	0	5	0
Allison Less.....	0	0	0	.000	0	1	13	0
Emily Schramm.....	6	1	13	.385	1	0	0	0
Karen Mullivain.....	1	4	10	.300	0	0	1	0
Kelly Cusack.....	2	1	9	.111	1	0	2	1
Amanda Fark.....	11	8	33	.091	0	0	4	0
Jennifer Frantz.....	11	5	43	.140	0	0	18	0
Katie Bequette.....	0	1	2	.500	0	0	3	0
Julia Francis.....	0	0	2	.000	26	1	7	0
Johanna Anderson.....	3	1	9	.222	0	0	7	0
Totals.....	46	32	160	.087	44	4	68	2

Wis.-Oshkosh	K	E	TA	Pct.	A	SA	DG	BS
Jackie Regester.....	0	0	1	.000	2	2	11	0
Cassie Uttech.....	11	5	36	.167	1	1	6	0
Jessie Goffard.....	15	6	45	.200	1	2	19	0
Mary Jo Chart.....	3	4	15	.067	1	0	0	0
Christina Southward.....	17	1	24	.667	40	2	11	0
Amanda Delgadillo.....	0	1	3	.333	0	0	8	0
Kristi Kujak.....	14	6	32	.250	0	0	2	0
Amber Petersen.....	2	0	9	.222	0	0	0	0
Katie LaBlanc.....	0	1	3	.333	0	1	6	0
Totals.....	62	24	168	.226	45	8	63	0
Elmhurst.....	22	30	19		28			
Wis.-Oshkosh.....	30	28	30		30			

NOVEMBER 10

Wis.-Oshkosh	K	E	TA	Pct.	A	SA	DG	BS
Jackie Regester.....	0	0	0	.000	0	0	14	0
Cassie Uttech.....	8	7	30	.033	0	1	14	0
Jessie Goffard.....	12	11	39	.026	0	2	7	1
Mary Jo Chart.....	4	4	13	.000	2	0	4	1
Christina Southward.....	2	1	11	.091	32	2	13	0
Megan O'Mahar.....	0	1	2	.500	0	0	0	0
Tara Dorski.....	0	1	4	.250	0	0	0	0
Amanda Delgadillo.....	0	0	3	.000	1	0	4	0
Kristi Kujak.....	9	4	25	.200	0	0	3	0
Amber Petersen.....	4	3	18	.056	0	0	0	0
Katie LaBlanc.....	0	0	0	.000	0	0	3	0
Totals.....	39	32	145	.048	35	5	62	2

Wis.-Whitewater	K	E	TA	Pct.	A	SA	DG	BS
Kristin Dettman.....	2	0	3	.667	29	0	7	0
Megan Kay.....	4	2	14	.143	1	0	5	0
Michelle Stanislowski.....	0	0	0	.000	0	0	0	0
Angie Wildish.....	7	4	30	.100	0	2	18	0
Melinda Erickson.....	12	1	34	.324	0	2	17	0
Allison Erickson.....	7	2	26	.192	2	2	10	0
Lindsay Tomasovich.....	5	0	7	.714	0	1	8	0
Totals.....	37	9	114	.246	32	7	65	0
Wis.-Oshkosh.....	16	26	20					
Wis.-Whitewater.....	30	30	30					

NOVEMBER 8—AT WASHINGTON (MO.)

Hunter	K	E	TA	Pct.	A	SA	DG	BS
Jennifer Manicad.....	1	5	11	.364	1	1	11	0
Jezel Rodriguez.....	3	3	16	.000	12	2	10	1
Nora Wnuk.....	9	6	29	.103	1	1	3	1
Beth Tuccillo.....	1	0	5	.200	1	0	3	0
Ivana Ivkovic.....	1	0	4	.250	0	1	5	0
Annette Mpinja.....	7	3	16	.250	1	0	3	0
Regina Choi.....	0	0	0	.000	0	0	2	0
Me Oak Place.....	0	0	0	.000	0	0	0	0
Totals.....	22	17	81	.062	16	5	37	2

Bethel	K	E	TA	Pct.	A	SA	DG	BS
Katie Larsen.....	14	1	24	.542	0	3	8	1
Angie Frenell.....	8	1	10	.700	0	0	0	0
Stacy Vandelo.....	0	0	0	.000	0	1	2	0
Kristin Stoneberg.....	0	0	1	.000	3	5	4	0
Janelle Nelson.....	3	2	8	.125	29	3	6	0
Jill Thorvig.....	7	3	23	.174	1	3	5	0
Lindsay Pederson.....	4	0	7	.571	0	0	0	0
Lindsey Wanbaugh.....	0	1	3	.333	1	3	5	0
Carissa Nieuwboer.....	0	0	0	.000	0	0	5	0
Beth Nowachek.....	5	2	13	.231	0	0	2	0
Heidi Miller.....	1	0	2	.500	0	0	1	0
Totals.....	42	10	91	.352	34	18	38	1

Hunter.....	14	15	18					
Bethel.....	30	30	30					

Fontbonne	K	E	TA	Pct.	A	SA	DG	BS
Sarah Heger.....	0	0	3	.000	0	0	4	0
Jodi Hentscher.....	2	3	7	.143	0	1	6	0
April Carlson.....	0	0	0	.000	0	1	7	0
Pam Frazier.....	0	1	4	.250	23	1	6	0
Jenny Keuss.....	12	2	31	.323	0	0	0	0
Amy Hauschild.....	3	8	26	.192	0	0	4	0
Nicole Moyer.....	5	5	23	.000	0	0	4	0
Michelle Oldani.....	0	0	0	.000	0	2	6	0
Abby Stockwell.....	2	3	10	.100	0	0	1	0
Totals.....	24	22	104	.019	23	5	38	0

Washington (Mo.)	K	E	TA	Pct.	A	SA	DG	BS
Rebecca Rotello.....	4	1	12	.250	40	3	7	0
Julie Suellentrop.....	7	1	16	.375	2	1	8	1
Katie Quinn.....	16	1	22	.682	1	0	2	0
Amy Brand.....	9	3	20	.300	2	1	8	2
Cindy McPeak.....	2	3	12	.083	1	2	4	0
Colleen Winter.....	9	2	16	.438	0	1	8	0
Mia Viola.....	0	0	0	.000	1	5	9	0
Ishi Ballew.....	3	1	4	.500	0	1	0	0
Carol Biese.....	0	0	0	.000	1	0	1	0
Totals.....	50	12	102	.373	48	14	47	3
Fontbonne.....	17	25	19					
Washington (Mo.).....	30	30	30					

Washington (Mo.).....	23	27	30					
Washington (Mo.).....	30	30	25					

NOVEMBER 9

Bethel	K	E	TA	Pct.	A	SA	DG	BS
Katie Larsen.....	13	7	44	.136	1	0	9	0
Angie Frenell.....	10	8	28	.071	0	0	1	0
Stacy Vandelo.....	2	0	3	.667	2	1	13	0
Kristin Stoneberg.....	0	0	1	.000	1	3	10	0
Janelle Nelson.....	4	0	10	.400	35	6	9	0
Jill Thorvig.....	13	9	42	.095	2	5	11	0
Carissa Nieuwboer.....	0	0	1	.000	0	0	6	0
Beth Nowachek.....	3	5	13	.154	0	0	0	0
Heidi Miller.....	0	0	0	.000	0	0	0	0
Totals.....	45	29	142	.113	41	15	59	0

Central (Iowa)	K	E	TA	Pct.	A	SA	DG	BS
Angie Nielsen.....	0	1	9	.111	41	2	9	0
Michelle Bruns.....	13	2	30	.367	0	0	2	0
Jody Woods.....	6	2	20	.200	0	0	1	0
Catie Ruefer.....	11	2	21	.429	0	0	5	0
Jaymie Johnson.....	8	4	21	.190	0	2	13	2
Martha Muir.....	5	2	19	.158	0	0	14	0
Kim Hughes.....	0	0	0	.000	0	1	2	0
Tara Rabe.....	0	0	1	.000	0	0	7	0
Stephanie Bearden.....	0	0	0	.000	0	0	1	0
Megan Scheetz.....	0	0	0	.000	0	0	2	0
Megan Recker.....	0	1	1	1.000	0	0	7	0
Totals.....	43	14	122	.238	41	5	63	4
Bethel.....	25	28	27					
Central (Iowa).....	30	30	30					

Vassar	K	E	TA	Pct.	A	SA	DG	BS
McKenzie Johnson	9	5	28	.143	0	0	8	0
Nani Loui	2	1	14	.071	0	2	3	0
Jennifer Demnan	9	2	18	.389	0	0	3	1
Ashley Manlove	0	0	1	.000	26	0	4	0
Caroline Dubinsky	0	3	5	.600	1	0	0	0
Emily Harris	0	0	2	.000	0	0	10	0
Totals	27	15	100	.120	27	3	44	1

Nazareth	K	E	TA	Pct.	A	SA	DG	BS
Christa Downey	24	5	46	.413	0	0	15	0
Dawn Loth	9	3	24	.250	0	6	11	0
Sara Shipley	11	3	20	.400	0	0	1	4
Tricia Jones	5	2	13	.231	0	0	7	2
Tara Mahoney	0	0	1	.000	1	3	10	0
Ashley Mokon	1	0	6	.167	48	0	5	0
Kadi Burgess	3	0	5	.600	1	0	0	0
Sara Colby	0	0	0	.000	0	0	2	0
Totals	53	13	115	.348	50	9	51	6

Vassar	16	15	21
Nazareth	30	30	30

Cortland St.	K	E	TA	Pct.	A	SA	DG	BS
Allison Clark	16	8	41	.195	0	3	14	0
Collen Stocum	0	3	5	.600	1	0	4	0
Katie Pietrzak	14	5	29	.310	0	2	6	2
Kim Jentz	10	9	28	.036	0	0	2	2
Kimberly VWood	3	1	8	.250	36	1	9	0
Andrea Smith	8	6	42	.048	0	0	23	0
April Hathaway	1	1	7	.000	0	0	0	0
Catherine Calamari	0	0	0	.000	0	3	6	0
Totals	52	33	160	.119	37	9	64	4

Ithaca	K	E	TA	Pct.	A	SA	DG	BS
Kristen Sharp	12	3	25	.360	2	2	16	0
Courtney McVicker	8	4	22	.182	0	0	2	3
Jen Salmon	3	1	8	.250	62	3	11	0
Janet Hammond	14	8	35	.171	1	0	4	1
Adrienne Yerdon	8	8	31	.000	0	0	4	0
Colleen Lindsay	0	0	2	.000	0	1	4	0
Shannan Barclay	0	0	0	.000	0	1	1	0
Aubrey Miller	0	1	1	.000	0	0	12	0
Jessica Raymond	21	9	47	.255	0	0	3	4
Julia Roth	3	2	9	.111	1	5	11	1
Totals	69	36	180	.183	66	12	68	9

Cortland St.	26	26	30	30	12
Ithaca	30	30	24	26	15

NOVEMBER 10

Ithaca	K	E	TA	Pct.	A	SADG	BS	
Kristen Sharp	8	8	31	.000	2	1	9	0
Courtney McVicker	3	5	20	.100	0	0	2	0
Jen Salmon	3	1	10	.200	56	0	7	0
Aubrey Miller	0	0	0	.000	0	0	9	0
Janet Hammond	18	2	33	.485	0	0	3	0
Julia Roth	16	13	43	.070	1	1	11	0
Shannan Barclay	0	1	1	.000	2	1	8	0
Jessica Raymond	17	3	44	.318	0	0	4	0
Adrienne Yerdon	0	0	1	.000	0	0	1	0
Colleen Lindsay	0	2	4	.500	0	0	11	0
Totals	65	35	187	.160	61	3	65	0

Nazareth	K	E	TA	Pct.	A	SA	DG	BS
Christa Downey	42	10	87	.368	0	4	17	1
Dawn Loth	9	1	24	.333	1	0	13	0
Sara Shipley	4	4	14	.000	0	0	1	2
Tricia Jones	9	3	21	.286	2	1	8	4
Tara Mahoney	0	0	0	.000	1	1	11	0
Ashley Mokon	1	1	3	.000	30	0	8	0
Kristen McLaughlin	1	1	8	.000	30	0	4	0
Kadi Burgess	8	2	13	.462	1	0	3	0
Dana Hurt	1	0	1	.000	0	0	0	0
Sara Colby	0	0	0	.000	0	4	5	0
Totals	75	22	171	.310	65	10	70	7

Ithaca	31	18	30	21	2
Nazareth	29	30	27	30	15

NOVEMBER 8—AT WELLESLEY

Western Conn. St.	K	E	TA	Pct.	A	SA	DG	BS
Kristen Bruno	4	1	8	.375	0	0	1	1
Melissa Williams	0	0	1	.000	1	2	7	0
Laura Pasick	0	0	0	.000	0	0	1	0
Cynthia Socolowski	12	12	40	.000	2	3	17	0
Jaymie Rosario	6	3	11	.273	29	2	19	0
Joslyn Wiseman	8	11	48	.063	0	0	13	0
Bridgit Horvay	7	5	24	.083	4	1	9	0
Debra Senior	6	4	17	.118	0	0	23	0
Sandy Ramos	7	6	23	.044	0	0	2	0
Totals	50	42	172	.047	36	8	92	1

Wesleyan (Conn.)	K	E	TA	Pct.	A	SA	DG	BS
Katie Porter	0	0	0	.000	0	0	3	0
Cynthia Ugbomah	0	1	1	.000	0	0	0	0
Maya Lake	0	0	1	.000	0	0	0	0

Wesleyan (Conn.)	K	E	TA	Pct.	A	SA	DG	BS
Mar Lesnevich	2	3	18	.056	1	0	0	0
Melissa DeCew	5	7	33	.061	1	0	13	1
Laura Cox	1	3	18	.111	2	0	17	1
Eliza Allen	14	5	45	.200	0	2	7	0
Alexis Keeler	15	5	40	.250	0	2	14	1
Rebecca Mintz	4	1	10	.300	0	1	6	0
Christina Fucci	3	3	10	.000	29	2	8	0
Totals	44	28	176	.091	33	7	68	3

Western Conn. St.	20	30	29	23
Wesleyan (Conn.)	30	18	31	30

Gordon	K	E	TA	Pct.	A	SA	DG	BS
Laura Belk	0	0	0	.000	0	0	0	0
Christin LeBlond	10	2	24	.333	0	1	10	0
Sara-Britt Johnson	1	2	8	.125	39	2	11	0
Beckie Carlson	8	4	28	.143	1	2	8	0
Sara Palmer	0	0	4	.000	0	8	1	0
Amy Shellrude	0	0	0	.000	0	2	12	0
Rebecca Smythe	2	1	8	.125	1	0	4	0
Danica Passano	9	4	24	.208	0	0	0	0
Mollie Davis	1	0	1	.000	0	2	7	0
Lauren Barnes	24	6	51	.353	0	0	1	4
Totals	55	19	148	.237	41	17	54	4

Bridgewater St.	K	E	TA	Pct.	A	SA	DG	BS
Emily Deslardins	8	2	20	.300	1	6	11	0
Melissa Healey	5	4	15	.067	0	1	8	0
Nicole MacKinnon	4	2	8	.250	0	0	0	0
Audra Fredette	5	0	7	.714	2	0	2	0
Kristen LaRoche	1	0	2	.500	1	1	8	0
Jennifer Cedrone	13	5	33	.242	0	2	15	0
Amy Donnelly	0	0	0	.000	2	0	2	0
Kristen Prokopas	20	15	57	.088	0	1	5	1
Kimberly Borgeson	0	0	0	.000	0	0	0	0
Shawna O'Neal	2	3	8	.125	36	3	7	0
Totals	58	31	150	.180	42	14	58	1

Gordon	30	30	25	30
Bridgewater St.	27	26	30	27

NOVEMBER 9

Gordon	K	E	TA	Pct.	A	SA	DG	BS
Christin LeBlond	1	2	6	.167	0	1	1	0
Sara-Britt Johnson	0	2	6	.333	19	0	7	0
Beckie Carlson	9	3	29	.207	0	2	10	0
Sara Palmer	1	0	1	.000	0	1	6	0
Amy Shellrude	1	0	1	.000	0	1	7	0
Rebecca Smythe	0	2	5	.400	1	0	0	0
Danica Passano	3	2	12	.083	0	0	0	1
Mollie Davis	0	0	2	.000	0	0	4	0
Lauren Barnes	11	7	29	.138	0	0	1	4
Totals	26	18	91	.088	20	5	36	5

Wellesley	K	E	TA	Pct.	A	SA	DG	BS
Delaney Andersen	14	6	31	.258	0	0	9	0
Jennifer Pollakusky	4	7	21	.143	2	10	7	0
Suzanne Moellendorf	0	1	1	.000	0	1	4	0
Akiva Kahn	0	2	5	.400	40	2	11	0
Ali Mostue	12	4	24	.333	1	2	12	0
Danielle Lingg	9	1	14	.571	0	0	0	0
Alice Yi	10	5	22	.227	0	1	1	0
Totals	49	26	118	.195	43	16	44	0

Gordon	21	16	29
Wellesley	30	30	31

Wesleyan (Conn.)	K	E	TA	Pct.	A	SA	DG	BS
Katie Porter	0	0	2	.000	1	0	9	0
Maya Lake	0	1	1	.000	0	0	0	0
Mar Lesnevich	1	3	11	.182	2	0	0	0
Melissa DeCew	7	7	29	.000	0	0	8	0
Christina Fucci	5	0	13	.385	40	1	6	0
Laura Cox	1	2	10	.100	0	0	25	0
Alexis Keeler	21	4	53	.321	0	3	20	0
Rebecca Mintz	4	4						

Juniata	K	E	TA	Pct.	A	SA	DG	BS
Melissa Berdine	0	0	0	.000	3	0	7	0
Niki Mueller	7	5	18	.111	0	0	1	1
Carli Dale	2	0	5	.400	42	1	11	0
Brandy Workinger	13	4	27	.333	0	4	17	0
Johanna Holtan	10	1	23	.391	1	0	8	0
Lindsey Habel	0	0	1	.000	2	5	2	0
Danielle Hart	13	3	30	.333	2	1	2	0
Erin Wisor	8	4	13	.308	3	0	0	0
Julie Reitz	0	0	0	.000	0	0	1	0
Lauren Beasley	0	0	0	.000	1	0	0	0
Jenn Habel	3	0	4	.750	0	0	0	0
Jen Sadlowski	0	0	1	.000	1	0	0	0
Totals	56	17	122	.320	55	11	49	1
Eastern					20	14	25	
Juniata					30	30	30	

Catholic	K	E	TA	Pct.	A	SA	DG	BS
Kathleen McGlynn	10	4	30	.200	0	0	5	3
Alexis Rollert	7	6	33	.030	0	0	16	0
Kelly Kings	3	0	12	.250	0	0	2	0
Bridget Guetle	1	3	12	.167	38	1	13	0
Elizabeth Schreiner	0	0	0	.000	0	0	0	0
Anji Wall	0	1	1	1.000	0	0	0	0
Mary Ellen Ryan	10	5	42	.119	0	4	18	1
Liz Carden	11	4	30	.233	0	4	17	1
Tarah Beebe	0	1	2	.500	0	0	9	0
Casey Tierney	0	1	0	.000	0	0	1	0
Melissa Acuff	0	0	0	.000	0	1	8	0
Totals	42	24	163	.110	38	10	89	5

Gettysburg	K	E	TA	Pct.	A	SA	DG	BS
Diana McNamee	0	1	2	.500	0	5	13	0
All Hertell	0	0	0	.000	0	0	0	0
Lauren Boyd	5	0	15	.333	40	2	18	0
Michelle Dorsch	5	8	19	.158	2	1	11	0
Erin Barkdoll	0	0	0	.000	0	0	0	0
Jess Wininger	0	0	0	.000	3	0	3	0
Megan Wargo	14	13	55	.018	0	1	22	0
Jessica Cortese	14	6	44	.182	0	1	11	1
Christina Giles	6	4	19	.105	0	0	1	1
Nicole Barr	10	6	39	.103	5	0	9	0
Chrissy Deitz	0	1	1	1.000	0	0	0	0
Totals	54	39	194	.077	50	10	88	2
Catholic					30	30	22	30
Gettysburg					22	19	30	27

NOVEMBER 10

Catholic	K	E	TA	Pct.	A	SA	DG	BS
Alexis Rollert	0	0	0	.000	2	0	14	0
Kathleen McGlynn	5	2	22	.136	0	0	2	2
Casey Tierney	0	1	1	1.000	0	0	8	0
Kelly Kings	5	1	18	.222	0	0	5	0
Bridget Guetle	2	3	9	.111	17	0	11	0
Elizabeth Schreiner	3	1	12	.167	0	0	3	1
Anji Wall	0	0	0	.000	0	0	0	0
Melissa Acuff	0	0	0	.000	0	0	0	0
Mary Ellen Ryan	3	4	22	.045	1	2	5	0
Liz Carden	5	3	23	.087	0	0	4	0
Tarah Beebe	0	0	0	.000	0	1	2	0
Amanda Cook	0	0	0	.000	0	0	0	0
Totals	23	15	109	.073	20	3	54	3

Juniata	K	E	TA	Pct.	A	SA	DG	BS
Julie Reitz	0	0	0	.000	0	0	0	0
Melissa Berdine	0	0	0	.000	1	3	11	0
Niki Mueller	17	3	28	.500	0	0	1	0
Carli Dale	3	1	11	.182	43	0	10	0
Brandy Workinger	5	6	22	.045	3	1	14	0
Johanna Holtan	12	1	25	.440	0	0	10	0
Lindsey Habel	0	2	2	1.000	1	2	11	0
Danielle Hart	12	2	33	.303	0	6	2	0
Erin Wisor	7	2	13	.385	0	0	0	0
Jen Sadlowski	0	0	0	.000	0	0	0	0
Totals	56	17	134	.291	48	12	59	0
Catholic					20	19	13	
Juniata					30	30	30	

NOVEMBER 8—AT TRINITY (TEX.)

Chris. Newport	K	E	TA	Pct.	A	SA	DG	BS
Liz Standish	0	0	2	.000	0	0	2	0
Jessie Creech	2	0	4	.500	0	0	1	0
Becca Hammack	0	0	0	.000	1	1	3	0
Alexis French	3	0	7	.429	0	0	3	0
Nina Richardson	3	2	7	.143	18	0	3	0
Shelley Hooyer	0	0	0	.000	0	0	0	0
Amy Johnson	4	2	10	.200	1	0	1	1
Nichole Kendra	0	0	1	.000	0	0	0	0
Lindsay Sheppard	7	5	23	.087	1	1	6	1
Jenny Steele	4	2	11	.182	1	0	3	0
Katie D'Ambro	0	0	0	.000	0	0	0	0
Melissa Noble	0	0	0	.000	0	0	1	0
Totals	23	11	65	.185	22	2	23	2

Wash. & Lee	K	E	TA	Pct.	A	SA	DG	BS
Lindsay Ruckert	9	2	16	.438	1	6	6	0
Stacey Kimmel	9	2	17	.412	2	7	9	0
Michelle Chastain	8	1	14	.500	1	1	3	0
Kari Lassen	0	0	0	.000	0	1	1	0
Emily Wolfing	7	3	11	.364	1	0	7	2
Jennifer Lux	1	0	2	.500	31	0	5	0
Leslie Fischbeck	12	2	19	.525	1	0	0	0
Totals	46	10	79	.456	37	15	31	2
Chris. Newport					21	15	15	
Wash. & Lee					30	30	30	

East Tex. Baptist	K	E	TA	Pct.	A	SA	DG	BS
Allison Castillo	2	0	6	.333	61	0	16	0
Koco Traut	15	7	41	.195	2	4	9	0
Betsy Pemberton	0	0	0	.000	0	0	0	0
Alisha Langley	3	0	8	.375	0	0	1	0
Robin Cook	0	0	4	.000	0	0	10	0
Candice Bell	0	1	1	1.000	0	1	13	0
Casey Hugman	16	7	45	.200	0	0	2	0
Chaka Baker	0	0	2	.000	0	0	7	0
Carridy Bell	14	7	31	.226	2	2	14	0
Melissa Bonnet	16	6	42	.238	0	1	11	0
Totals	66	28	180	.211	65	8	83	0

Maryville (Tenn.)	K	E	TA	Pct.	A	SA	DG	BS
Karen Tobias	6	5	22	.045	3	1	22	0
Arielle von Boettinger	3	5	11	.182	0	0	1	0
Kasey Ellen	1	1	15	.000	16	2	10	0
Sarah Arlinghaus	3	2	8	.125	25	2	6	0
Amanda Brown	7	3	26	.154	0	1	17	0
Jennifer McLemore	8	10	39	.051	2	1	17	0
Jenna Jones	23	4	47	.404	1	6	10	0
Totals	51	30	168	.125	47	13	83	0
East Tex. Baptist					30	26	25	15
Maryville (Tenn.)					25	26	30	7

NOVEMBER 9

Emory	K	E	TA	Pct.	A	SA	DG	BS
Caitlin Crafts	2	2	12	.000	38	4	7	0
Georgia Moore	7	2	15	.333	0	0	0	0
Monica Robbins	7	5	18	.111	0	1	5	0
Kim Rahn	12	2	28	.357	2	0	10	0
Amy Hyman	13	3	21	.476	3	0	7	0
Lori Pickle	5	0	14	.357	3	1	7	0
Jolene Litzman	3	0	4	.750	2	3	4	0
Totals	49	14	112	.312	48	9	40	0
Emory					30	30	23	
Wash. & Lee					26	23	30	

Wash. & Lee	K	E	TA	Pct.	A	SA	DG	BS
Lindsay Ruckert	11	7	32	.125	0	0	6	0
Ashley Thompson	0	0	0	.000	0	0	0	0
Lee Charbonnet	0	0	0	.000	0	0	0	0
Stacey Kimmel	8	3	21	.238	3	0	8	0
Michelle Chastain	6	2	18	.222	0	1	8	0
Kari Lassen	1	0	3	.333	0	1	9	0
Emily Wolfing	6	2	12	.333	0	1	9	1
Leslie Fischbeck	4	2	12	.167	0	0	0	1
Jennifer Lux	0	0	4	.000	31	1	5	0
Totals	36	16	102	.196	34	4	45	2
Emory					30	30	23	
Wash. & Lee					26	23	30	

East Tex. Baptist	K	E	TA	Pct.	A	SA	DG	BS
Allison Castillo	1	1	5	.000	33	0	8	0
Koco Traut	12	5	38	.184	0	0	7	0
Alisha Langley	1	1	6	.000	0	0	1	0
Candice Bell	0	0	0	.000	0	0	10	0
Carridy Bell	7	3	23	.174	1	0	8	0
Melissa Bonnet	3	3	21	.000	0	4	5	0
Robin Cook	0	0	0	.000	0	0	10	0
Casey Hugman	13	2	28	.393	0	0	0	0
Chaka Baker	0	0	0	.000	0	0	5	0
Totals	37	15	122	.180	34	4	54	0

Trinity (Tex.)	K	E	TA	Pct.	A	SA	DG	BS
Karen Reese	0	0	0	.000	0	0	3	0
Beth Patyrak	2	1	11	.091	0	0	1	0
Brianna Iversen	9	2	26	.269	2	2	15	1
Morgan Anderson	4	3	20	.050	2	0	3	0
Shawn McLaughlin	19	3	36	.444	1	3	11	1
Ashley Farrimond	1	2	3	.333	42	2	7	0
Kasey Brizendine	1	0	1	1.000	0	0	3	0
Baylee Wilkins	0	0	1	.000	0	0	0	0
Amanda Poppe	0	0	0	.000	0	0	2	0
Kristin Papp	13	2	22	.500	0	2	3	1
Maggie Chang	0	1	1	1.000	0	2	5	0
Totals	49	14	121	.289	47	11	53	3
East Tex. Baptist					17	24	25	
Trinity (Tex.)					30	30	30	

NOVEMBER 10

Emory	K	E	TA	Pct.	A	SA	DG	BS
Lauren Campbell	0	0	2	.000	0	1	5	0
Caitlin Crafts	3	3	13	.000	24	3	11	0

Emory	K	E	TA	Pct.	A	SA	DG	BS
Monica Robbins	4	3	14	.071	0	1	0	1
Kim Rahn	10	6	30	.1				

NOVEMBER 9

La Verne	K	E	TA	Pct.	A	SA	DG	BS
Ryan Winn	4	0	7	.571	48	1	11	0
Amy Kratochvil	8	0	19	.421	0	0	16	0
Amy Smith	9	6	30	.100	2	1	14	1
Adele Jones	14	2	26	.462	2	0	0	0
Kelsey Kennedy	0	0	2	.000	1	2	5	0
Stacy Lupu	13	4	28	.321	0	1	4	0
Jennifer Stout	0	1	3	.333	2	1	5	0
Meredith Zembal	0	0	0	.000	0	0	0	0
Adriana Contreras	14	3	22	.500	0	0	2	0
Adrian Pearson	0	0	0	.000	1	0	3	0
Totals	62	16	137	.336	56	6	60	1

Whitworth	K	E	TA	Pct.	A	SA	DG	BS
Jill Vaughan	5	2	17	.176	2	0	1	1
Abby Jo Hornstein	1	1	10	.000	1	0	7	0
Julie Wetherred	11	3	29	.276	1	0	14	0
Nicole Weedman	1	1	6	.000	33	0	8	0
Lindsey Wagstaff	8	5	26	.115	1	1	9	1
Kristen Turner	15	2	34	.382	0	0	1	0
Jamie Rydbom	1	1	4	.000	0	0	3	0
Annie Buck	0	0	0	.000	0	0	4	0
Karen Robnett	1	0	3	.333	0	1	3	0
Totals	43	15	129	.217	38	2	50	2

La Verne	30	30	30
Whitworth	25	28	19

Colorado Col.	K	E	TA	Pct.	A	SA	DG	BS
Larissa Enns	0	4	11	.364	38	0	5	0
Christie Smirnoff	12	1	32	.344	0	0	7	1
Kristina Rogers	1	0	4	.250	0	0	0	0
Kristen Coutee	3	1	14	.143	1	0	0	0
Sara Boyles	12	1	31	.355	0	2	13	1
Katharine Hauschka	3	6	13	.231	2	0	3	1
Aubrey Reed	0	0	0	.000	0	0	9	0
Heather Newby	0	0	0	.000	0	0	0	0
Meggan Grant	14	9	39	.128	0	1	11	0
Anne Griebel	1	0	3	.333	0	1	13	0
Bri Vonfeldt	0	0	1	.000	0	0	5	0
Totals	46	22	148	.162	41	4	66	3

Cal. St. Hayward	K	E	TA	Pct.	A	SA	DG	BS
Bree Owczarski	0	2	7	.286	55	2	9	0
Jeni Howell	17	4	35	.371	0	2	9	1
Meagan Rachac	13	1	28	.429	0	0	11	0
Kimberly May	12	6	38	.158	1	3	11	3
Ivone Aleman	16	4	33	.364	4	1	15	0
Patricia Myszkowski	14	3	26	.423	0	0	3	2
Toni-Ann Merendino	0	1	1	.000	0	0	9	0
Shannon Rosenkranz	0	0	0	.000	0	0	3	0
Casey Fister	0	0	0	.000	0	0	1	0
Totals	72	21	168	.304	60	8	71	6

Colorado Col.	14	30	22	15
Cal. St. Hayward	30	24	30	30

NOVEMBER 10

La Verne	K	E	TA	Pct.	A	SA	DG	BS
Ryan Winn	6	0	17	.353	61	1	24	0
Amy Kratochvil	12	8	41	.098	2	1	21	0
Amy Smith	12	9	49	.061	0	1	23	0
Adele Jones	9	1	21	.381	5	0	1	2
Adriana Contreras	20	6	44	.318	0	0	4	0
Stacy Lupu	20	4	42	.381	0	0	7	0
Jennifer Stout	0	0	2	.000	5	0	12	0
Meredith Zembal	0	0	0	.000	0	0	0	0
Kelsey Kennedy	0	0	2	.000	0	1	15	0
Adrian Pearson	0	0	1	.000	1	0	10	0
Totals	79	29	219	.228	74	4	117	2

Cal. St. Hayward	K	E	TA	Pct.	A	SA	DG	BS
Bree Owczarski	1	0	8	.125	61	1	12	1
Jeni Howell	8	2	31	.194	0	3	19	0
Meagan Rachac	10	2	47	.170	0	0	10	1
Kimberly May	20	9	60	.183	0	2	17	1
Ivone Aleman	19	5	55	.255	4	0	20	1
Patricia Myszkowski	11	3	26	.308	0	0	1	0
Toni-Ann Merendino	1	1	3	.000	0	2	14	0
Totals	70	22	230	.209	65	8	93	4

La Verne	30	19	30	26	15
Cal. St. Hayward	21	30	25	30	12

NOVEMBER 8—AT MT. ST. JOSEPH

Johnson & Wales	K	E	TA	Pct.	A	SA	DG	BS
Carrie Weant	2	0	9	.222	0	0	4	0
Annemarie Proto	7	8	19	.053	0	0	8	0
Stephanie Cropper	0	0	0	.000	0	2	1	0
Danielle Scialpi	5	2	17	.176	0	0	0	0
Sarah Haslem	4	5	20	.050	0	0	7	0
Shaina Eigen	1	0	8	.125	21	0	4	0
Nicole Pribula	1	2	9	.111	0	0	6	0

Johnson & Wales	K	E	TA	Pct.	A	SA	DG	BS
Nicole Leonard	0	0	1	.000	0	0	0	0
Kim Cyr	3	5	15	.133	0	0	0	0
Totals	23	22	99	.010	21	2	30	0

Ohio Northern	K	E	TA	Pct.	A	SA	DG	BS
Jackie Kaup	2	0	4	.500	0	5	4	0
Hannah Kanuckel	12	0	14	.857	2	0	13	0
Brandi Stover	3	0	6	.500	41	2	4	0
Megan Earley	14	0	22	.636	0	0	1	0
Ashley Dally	1	0	1	.000	0	1	6	0
Tara Anderson	9	3	15	.400	0	0	0	0
Clare Forster	1	0	4	.250	0	0	1	0
Molly Schrader	1	0	2	.500	1	0	7	0
Jen Ginn	1	0	2	.500	0	0	2	0
Amber Wilkins	2	0	5	.400	0	0	1	0
Janet Wilber	7	0	8	.875	0	0	1	0
Paige Forster	0	0	0	.000	1	0	4	0
Diane Gehret	1	0	5	.200	3	0	1	0
Totals	54	3	88	.580	48	8	46	0

Johnson & Wales	12	10	13
Ohio Northern	30	30	30

Calvin	K	E	TA	Pct.	A	SA	DG	BS
Kathy Brenneman	6	2	30	.133	2	0	3	0
Cassie Christopher	6	8	41	.049	0	1	12	0
Jessica Huisjen	0	0	2	.000	1	0	5	0
Melissa Pell	12	4	26	.308	0	0	3	1
Sara Ahrenholz	0	1	6	.167	26	0	9	0
Kristin DeGroot	5	6	21	.048	3	2	16	0
Trisha Balkema	0	0	1	.000	0	1	7	0
Michelle Bowen	1	0	1	.000	0	0	0	0
Kara Kuipers	6	4	15	.133	0	0	0	1
Katrina Westra	0	0	1	.333	0	0	5	0
Totals	36	26	146	.068	32	4	60	2

Carnegie Mellon	K	E	TA	Pct.	A	SA	DG	BS
Christina Casella	0	0	0	.000	0	3	1	0
Amy Bergvall	1	2	9	.111	36	0	8	0
Lauren Schmidt	19	6	38	.342	0	1	14	0
Dusty Roberts	9	5	33	.121	0	1	13	0
Audra Pompeani	4	6	23	.087	6	1	10	0
Sara Lechleitner	8	2	19	.316	0	0	0	1
Laura Graf	0	0	0	.000	0	1	0	0
Dana Vinson	6	1	22	.227	0	0	5	0
Jennifer King	0	0	0	.000	1	1	13	0
Totals	47	22	144	.174	43	8	64	1

Calvin	23	26	23
Carnegie Mellon	30	30	30

NOVEMBER 9

Carnegie Mellon	K	E	TA	Pct.	A	SA	DG	BS
Christina Casella	0	0	1	.000	0	1	10	0
Amy Bergvall	1	3	13	.154	41	0	16	0
Lauren Schmidt	14	5	49	.184	0	0	20	1
Laura Graf	1	0	1	.000	0	0	2	0
Candace Spier	0	0	0	.000	0	0	3	0
Dusty Roberts	7	4	35	.086	0	0	16	0
Audra Pompeani	2	4	13	.154	1	1	10	0
Jennifer Pazdon	0	0	0	.000	0	0	1	1
Dana Vinson	3	4	18	.056	0	0	1	1
Sara Lechleitner	24	8	45	.356	0	0	3	1
Jennifer King	0	0	0	.000	0	1	15	0
Totals	52	28	175	.137	42	3	97	4

Mt. St. Joseph	K	E	TA	Pct.	A	SA	DG	BS
Meghan Meador	0	0	2	.000	24	3	10	0
Michelle Ruberg	0	0	1	.000	0	1	14	0
Jayne Kempfhaus	12	4	29	.276	3	1	9	0
Tammi Toney	2	2	11	.000	2	0	4	1
Christina Webb	10	10	43	.000	0	1	10	0
Molly Middendorf	0	0	2	.000	23	0	10	0
Tricia Wiant	0	1	3	.333	0	0	0	0
Tiffany Norwell	10	6	28	.143	0	0	0	1
Betsy Owens	15	2	44	.295	0	2	23	0
Ginny Thomas	13	3	27	.370	0	0	1	1
Totals								

Wellesley	K	E	TA	Pct.	A	SA	DG	BS
Alice Yi	12	1	23	.478	1	4	6	0
Totals	86	30	205	.273	81	9	72	0
Nazareth			30	22	30	26	7	
Wellesley			23	30	27	30	15	

NOVEMBER 17—AT TRINITY (TEX.)

Juniata	K	E	TA	Pct.	A	SA	DG	BS
Melissa Berdine	0	0	0	.000	1	0	13	0
Niki Mueller	21	6	36	.417	0	0	0	0
Carli Dale	1	1	6	.000	58	2	15	0
Brandy Workinger	11	5	39	.154	0	1	12	0
Johanna Holtan	7	2	20	.250	1	0	19	0
Danielle Hart	19	9	57	.175	0	4	15	1
Lindsay Habel	0	0	0	.000	0	1	8	0
Erin Wisor	6	2	16	.250	0	0	2	0
Totals	65	25	174	.230	60	8	84	1

Trinity (Tex.)	K	E	TA	Pct.	A	SA	DG	BS
Karen Reese	0	0	0	.000	0	0	7	0
Beth Patyrak	6	1	12	.417	0	0	0	2
Brianna Iversen	6	4	22	.091	0	3	14	0
Morgan Anderson	12	2	38	.263	3	0	22	0
Shawn McLaughlin	18	6	47	.253	0	1	14	0
Ashley Farrimond	2	2	10	.000	51	1	8	0
Amanda Poppe	0	0	0	.000	0	0	2	0
Kristin Papp	13	4	35	.257	0	3	4	0
Maggie Chang	1	2	18	.056	1	0	9	0
Totals	58	21	192	.203	55	8	80	2
Juniata			30	27	30	30		
Trinity (Tex.)			23	30	25	20		

NOVEMBER 17—AT LA VERNE

Mt. St. Joseph	K	E	TA	Pct.	A	SA	DG	BS
Meghan Meador	0	0	1	.000	14	0	6	0
Michelle Ruberg	0	0	0	.000	0	1	6	0
Tammi Toney	8	1	18	.389	2	0	1	0
Cristina Webb	11	5	28	.214	0	0	7	0
Molly Middendorf	0	1	1	.000	5	1	5	0
Tiffany Norwell	3	3	11	.000	4	0	0	2
Jayne Kempfhouse	3	5	21	.095	0	1	6	0
Betsy Owens	4	5	29	.034	0	1	6	0
Ginny Thomas	6	3	14	.214	0	0	0	0
Totals	35	23	123	.098	25	4	37	2

La Verne	K	E	TA	Pct.	A	SA	DG	BS
Ryan Winn	1	0	2	.500	40	3	8	0
Jennifer Stout	0	0	0	.000	0	0	3	0
Amy Kratochvil	18	8	44	.227	0	1	11	0
Amy Smith	10	6	32	.125	0	0	1	0
Adele Jones	3	3	17	.000	1	0	3	0
Meredith Zembal	0	0	0	.000	0	0	0	0
Kelsey Kennedy	0	1	5	.200	0	1	7	0
Adriana Contreras	12	4	23	.348	1	0	0	1
Adrian Pearson	1	0	2	.500	0	0	2	0
Stacey Lupu	4	4	15	.000	0	0	1	2
Totals	49	26	140	.164	42	5	36	3

Mt. St. Joseph	25	25	29
La Verne	30	30	31

SEMIFINALS

NOVEMBER 30—AT WIS.-WHITEWATER

La Verne	K	E	TA	Pct.	A	SA	DG	BS
Ryan Winn	5	3	19	.105	57	1	17	0
Jennifer Stout	10	5	34	.147	1	0	31	1
Amy Kratochvil	15	7	42	.190	0	1	24	0
Adele Jones	13	3	38	.263	3	1	4	0
Meredith Zembal	0	0	3	.000	1	0	9	0
Kelsey Kennedy	1	0	5	.200	0	1	8	0
Adriana Contreras	13	2	30	.367	1	0	9	1
Adrian Pearson	0	0	0	.000	0	0	1	0
Sarah Anderson	0	0	0	.000	0	0	0	0
Stacey Lupu	16	5	39	.282	1	0	8	4
Totals	73	25	210	.229	64	4	111	6

Juniata	K	E	TA	Pct.	A	SA	DG	BS
Melissa Hardine	0	0	0	.000	4	0	21	0
Niki Mueller	17	4	39	.333	0	0	1	2
Carli Dale	4	3	12	.083	52	1	10	0
Brandi Workinger	9	11	45	.044	0	2	19	1
Johanna Holtan	5	4	29	.034	0	1	22	0
Lindsay Habel	0	0	1	.000	1	2	12	0
Danielle Hart	24	7	78	.218	0	1	11	0
Erin Wisor	8	1	26	.269	0	0	0	1
Totals	67	30	230	.161	57	7	96	4

La Verne	27	30	30	24	15
Juniata	30	28	17	30	8

Wellesley	K	E	TA	Pct.	A	SA	DG	BS
Delaney Anderson	12	2	31	.323	0	0	10	0
Jennifer Pollakusky	0	0	9	.000	2	0	7	0
Suzanne Moellendorf	0	0	0	.000	0	0	4	0
Akiva Kahn	0	2	5	.400	29	1	6	0
Ali Mostue	10	5	31	.161	0	1	12	0
Danielle Lingg	4	5	20	.050	0	0	0	1
Alice Yi	6	5	25	.040	0	1	1	0
Totals	32	19	121	.107	31	3	40	1

Wis.-Whitewater	K	E	TA	Pct.	A	SA	DG	BS
Haley Ondricka	0	0	0	.000	0	0	3	0
Katie Monhart	2	0	3	.667	0	0	0	1
Kristin Deltman	2	0	5	.400	39	2	5	0
Megan Kay	0	0	2	.000	0	1	1	0
Michelle Stanislowski	0	0	0	.000	0	0	7	0
Angie Wildish	9	1	23	.348	0	0	16	0
Melinda Erickson	17	2	31	.484	0	1	9	0
Allison Erickson	12	2	21	.476	5	2	7	0
Lindsay Tomasovich	10	5	18	.278	0	0	3	1
Michelle Miller	0	1	2	.500	0	0	0	1
Totals	52	11	105	.390	44	6	51	3
Wellesley			19	18	19			
Wis.-Whitewater			30	30	30			

THIRD PLACE

DECEMBER 1—AT WIS.-WHITEWATER

Wellesley	K	E	TA	Pct.	A	SA	DG	BS
Delaney Anderson	12	5	37	.189	0	1	14	0
Jennifer Pollakusky	2	1	12	.083	1	3	15	1
Suzanne Moellendorf	0	0	0	.000	0	0	5	0
Akiva Kahn	1	1	12	.000	58	1	11	0
Ali Mostue	14	8	40	.150	0	2	18	0
Danielle Lingg	15	6	33	.273	0	0	1	0
Alice Yi	21	5	48	.333	0	0	8	1
Totals	65	26	182	.214	59	7	72	2

Juniata	K	E	TA	Pct.	A	SA	DG	BS
Melissa Berdine	0	0	0	.000	3	2	8	0
Carli Dale	5	2	11	.273	57	2	15	1
Brandy Workinger	8	5	24	.125	0	2	12	0
Johanna Holtan	6	4	20	.100	0	0	20	0
Danielle Hart	16	6	56	.179	0	2	18	0
Erin Wisor	14	5	27	.333	0	0	2	2
Lauren Beasley	0	0	0	.000	0	1	2	0
Niki Mueller	21	3	32	.562	0	0	3	1
Lindsay Habel	0	0	2	.000	0	0	2	0
Totals	70	25	172	.262	60	9	82	4
Wellesley			30	28	26	26		
Juniata			27	30	30	30		

CHAMPIONSHIP

DECEMBER 1—AT WIS.-WHITEWATER

La Verne	K	E	TA	Pct.	A	SA	DG	BS
Ryan Winn	6	2	27	.148	64	1	26	0
Jennifer Stout	13	6	49	.143	0	0	20	0
Amy Kratochvil	18	12	51	.118	1	1	28	0
Adele Jones	11	4	32	.219	4	0	5	0
Meredith Zembal	0	1	4	.250	2	1	29	0
Kelsey Kennedy	1	0	3	.333	1	1	14	0
Adriana Contreras	15	7	47	.170	0	1	7	0
Adrian Pearson	0	0	4	.000	0	0	5	0
Sarah Anderson	0	0	0	.000	0	0	0	0
Stacey Lupu	16	4	40	.300	0	0	10	1
Totals	80	36	257	.171	72	5	144	1

Wis.-Whitewater	K	E	TA	Pct.	A	SA	DG	BS
Haley Ondricka	0	0	0	.000	0	2	3	0
Katie Monhart	0	0	0	.000	0	0	1	0
Kristin Deltman	6	0	15	.400	54	0	18	0
Megan Kay	5	2	21	.143	0	1	7	1
M. Stanislowski	0	0	0	.000	0	0	12	0
Angie Wildish	20	4	68	.235	0	1	32	0
Melinda Erickson	24	7	81	.210	1	2	23	1
Allison Erickson	14	3	50	.220	5	0	21	1
Lindsay Tomasovich	5	4	16	.062	1	1	7	2
Michelle Miller	1	0	3	.333	0	0	0	0
Totals	75	20	254	.217	61	7	124	5
La Verne			22	33	16	30	15	
Wis.-Whitewater			30	31	30	26	12	

History

Team Results

Year

All-Tournament Teams

*Most Outstanding Player.

1981

Tammy Smit, UC San Diego
Molly Wheatley, UC San Diego
Louise Schwartz, UC San Diego
Jennifer Townsend, Occidental
Sue Barker, Juniata
Colleen Irelan, Juniata

1982

Laura Argonza, La Verne
Sue Habecker, La Verne
Eileen Kamidoi, La Verne
Louise Schwartz, UC San Diego
Tammy Smit, UC San Diego
Sandy Kacharos, Sonoma St.

1983

Cathy Dulkowski, Elmhurst
Karen Olmstead, Elmhurst
Louise Schwartz, UC San Diego
Molly Wheatley, UC San Diego
Karin Kalk, UC San Diego
Laura Argonza, La Verne

1984

Molly Wheatley, UC San Diego
Karin Kalk, UC San Diego
Christy Wada, UC San Diego
Carol Lipson, UC San Diego
Lori Cantu, MIT
Laura Argonza, La Verne

1985

Sue Birdsey, Elmhurst
Therese Dorigan, Elmhurst
Melanie Hollander, Elmhurst
Shelli Swaim, Elmhurst
Michele Galagar, La Verne
Shauna Hinrichs, La Verne

1986

*Monica Bradley, UC San Diego
Kim De Haan, Calvin
Roxanne Helmus, Calvin
Sue Ketter Wis-La Crosse
Carol Lipsom, UC San Diego
Kim Stonecipher, UC San Diego

1987

Carol Lipsom, UC San Diego
Lori Luhnnow, UC San Diego
Therese Dorigan, Elmhurst
Gail Williams, Elmhurst

1988

Tracy Beaty, Benedictine (Ill.)
Diana Klintworth, UC San Diego
Patty Mines, Benedictine (Ill.)
Jackie Rebert, Juniata
Melinda Selvy, Juniata
Rachel Vetter, UC San Diego

1989

Lori Nishikawa, Washington (Mo.)
Kathy Berset, Washington (Mo.)
Brooke Hortin, Washington (Mo.)
Delna Lancaster, Menlo
Kris Witchey, Juniata
Tammie Youngen, Ohio Northern

1990

Elizabeth Vesanovic, UC San Diego
Elizabeth Tan, UC San Diego

Vikki Van Duyne, UC San Diego
Amy Hagen, St. Benedict
Kathy Berset, Washington (Mo.)
Kelley Meier, Washington (Mo.)

1991

Julie Fabian, UC San Diego
Vikki Van Duyne, UC San Diego
Kelley Meier, Washington (Mo.)
Amy Sullivan, Washington (Mo.)
Joanie Subar, Washington (Mo.)
Anne Quenette, Washington (Mo.)

1992

Lisa Becker, Washington (Mo.)
Anne Quenette, Washington (Mo.)

1993

Nicki Firestone, Juniata
Heather Blough, Juniata
Amy Sullivan, Washington (Mo.)
Amy Albers, Washington (Mo.)
Leslie Catlin, Washington (Mo.)
Liang Gaik Khaw, Rochester Inst.

1994

Amy Ward, Wis.-Oshkosh
Jean Harmsen, Wis.-Oshkosh
Amy Albers, Washington (Mo.)
Shelley Swan, Washington (Mo.)
Stephanie Habif, Washington (Mo.)
Heather Blough, Juniata

1995

Shelley Swan, Washington (Mo.)
Jennifer Martz, Washington (Mo.)
Tracy Little, Cal Lutheran
Liz Martinez, Cal Lutheran
Bonnie McDowell, Ithaca
Stephanie Everett, Wis.-Whitewater

1996

Jennifer Martz, Washington (Mo.)
Stephanie Habif, Washington (Mo.)
Jennifer Cafazza, Washington (Mo.)
Melissa Myers, Juniata
Jen Kuzma, St. Olaf
Amy Ward, Wis.-Oshkosh

1997

Katherine Brynjestad, UC San Diego
Sherine Ebadi, UC San Diego
Melissa Myers, Juniata
Jennifer Rebert, Juniata
Abbie Brown, Central (Iowa)
Candace Wilson, Central (Iowa)

1998

Katie Antypas, Wellesley
Carrie Zeller, Juniata
Christine Kueneman, UC San Diego
Kathleen Hentz, UC San Diego
Abbie Brown, Central (Iowa)
Angie Nielson, Central (Iowa)

1999

Abbie Brown, Central (Iowa)
Angie Nielson, Central (Iowa)
Candace Wilson, Central (Iowa)
Alisha Farley, Trinity (Tex.)
Kerry Gilligan, Muskingum
Carrie Zeller, Juniata

2000

Angie Nielson, Central (Iowa)
Candace Wilson, Central (Iowa)
Melinda Erickson, Wis.-Whitewater
Vanessa Walby, Wis.-Whitewater

Katie Gielow, Washington (Mo.)
Brandy Workinger, Juniata

2001

Ryan Winn, La Verne
Amy Kratochivil, La Verne
Stacey Lupu, La Verne
Allison Erickson, Wis.-Whitewater
Melinda Erickson, Wis.-Whitewater
Niki Mueller, Juniata

Individual Records

KILLS, MATCH

45—Lisa Matties, Brockport St. (3) vs. Rochester Inst. (2), 11-8-90; Christa Downey, Nazareth (2) vs. Wellesley (3), 11-17-01.

KILLS, TOURNAMENT

114—Nicki Firestone, Juniata, 1993 (13 vs. Gettysburg, 25 vs. John Carroll, 17 vs. Thomas More, 34 vs. UC San Diego, 25 vs. Washington [Mo.]).

TOTAL ATTEMPTS, MATCH

96—Kim Woodring, Wittenberg (3) vs. Bluffton (2), 11-15-96.

TOTAL ATTEMPTS, TOURNAMENT

302—Tracy Little, Cal Lutheran, 1995 (45 vs. Chapman, 80 vs. UC San Diego, 56 vs. John Carroll, 62 vs. Wis.-Whitewater, 59 vs. Washington [Mo.]).

SERVICE ACES, MATCH

10—Sue Barker, Juniata (3) vs. Cal St. Stanislaus (0), 12-12-81; Linda Willis, Brockport St. (3) vs. Albany (N.Y.) (2), 11-18-83.

SERVICE ACES, TOURNAMENT

23—Amy Sullivan, Washington (Mo.), 1993 (6 vs. Illinois Col., 2 vs. Wis.-Eau Claire, 2 vs. Benedictine (Ill.), 5 vs. Rochester Inst., 8 vs. Juniata).

BLOCK SOLOS, MATCH

13—Carolyn Stambaugh, Juniata (2) vs. MIT (3), 11-30-84.

BLOCK SOLOS, TOURNAMENT

22—Gail Williams, Elmhurst, 1987 (5 vs. St. Benedict, 10 vs. Wis.-Whitewater, 3 vs. Juniata, 4 vs. UC San Diego).

DIGS, MATCH

41—Jill Schissler, Muskingum (3) vs. Benedictine (Ill.) (2), 1989.

DIGS, TOURNAMENT

120—Darcy White, Cal Lutheran, 1995 (24 vs. Chapman, 31 vs. UC San Diego, 23 vs. John Carroll, 19 vs. Wis.-Whitewater, 23 vs. Washington [Mo.]).

HITTING PERCENTAGE, MATCH

(Min. 15 Attempts)

.778—Katie Gielow, Washington (Mo.) (3) vs. Wis.-River Falls (0), 11-12-99 (14-0/18).

HITTING PERCENTAGE, TOURNAMENT

(Min. 70 Attempts)

.541—Lisa Becker, Washington (Mo.), 1992 (.846 vs. Wis.-La Crosse, 12-1/13; .333 vs. St. Thomas [Minn.], 10-3/21; .647 vs. Calvin, 12-1/17; .478 vs. UC San Diego, 12-1/23).

Team Records

KILLS, MATCH

99—Washington (Mo.) (3) vs. Cal Lutheran (2), 12-2-95.

KILLS, TOURNAMENT

434—La Verne, 2001 (91 vs. Neb. Wesleyan, 62 vs. Whitworth, 79 vs. Cal St. Hayward, 49 vs. Mt. St. Joseph, 73 vs. Juniata, 80 vs. Wis.-Whitewater).

TOTAL ATTEMPTS, MATCH

323—Benedictine (Ill.) (3) vs. Hope (2), 11-13-87.

TOTAL ATTEMPTS, TOURNAMENT

1,195—La Verne, 2001 (232 vs. Neb. Wesleyan, 137

vs. Whitworth, 219 vs. Cal St. Hayward, 140 vs. Mt. St. Joseph, 210 vs. Juniata, 257 vs. Wis.-Whitewater).

SERVICE ACES, MATCH

27—Juniata (3) vs. Cal St. Stanislaus (0), 12-12-81.

SERVICE ACES, TOURNAMENT

63—Washington (Mo.), 1993 (13 vs. Illinois Col., 11 vs. Wis.-Eau Claire, 9 vs. Benedictine (Ill.), 17 vs. Rochester Inst., 13 vs. Juniata).

BLOCK SOLOS, MATCH

38—Juniata (2) vs. MIT (3), 11-30-84.

BLOCK SOLOS, TOURNAMENT

50—Elmhurst, 1987 (11 vs. St. Benedict, 19 vs. Wis.-Whitewater, 9 vs. Juniata, 11 vs. UC San Diego).

DIGS, MATCH

159—Muskingum (3) vs. Benedictine (Ill.) (2) 1989.

DIGS, TOURNAMENT

580—La Verne, 2001 (112 vs. Neb. Wesleyan, 60 vs. Whitworth, 117 vs. Cal St. Hayward, 36 vs. Mt. St. Joseph, 111 vs. Juniata, 144 vs. Wis.-Whitewater).

HITTING PERCENTAGE, MATCH

.659—Ohio Northern (3) vs. UNC Greensboro (0), 11-19-82 (34-7/41).

HITTING PERCENTAGE, TOURNAMENT (Min. 2 Matches)

.362—Ohio Northern, 1982 (.659 vs. UNC Greensboro, 34-7/41; .298 vs. Sonoma St., 77-21/188).

Won-Lost Records in Tournament Play

Team (Years Participated)

Team (Years Participated)	Yrs.	Won	Lost	Pct.	1st	2nd	3rd	4th
Albany (N.Y.) (1982-83-84-86-87-88)	6	2	6	.250	0	0	0	0
Alfred (1999)	1	0	1	.000	0	0	0	0
Allegheny (1987-88-90-91)	4	0	4	.000	0	0	0	0
Allentown (1995)	1	0	1	.000	0	0	0	0
Alma (1984)	1	0	1	.000	0	0	0	0
Amherst (1998-99-2000)	3	2	3	.400	0	0	0	0
Augsburg (1982)	1	0	1	.000	0	0	0	0
Augustana (Ill.) (2001)	1	0	1	.000	0	0	0	0
Austin (1999-2000)	2	1	2	.333	0	0	0	0
Averett (1999-2000)	2	1	2	.333	0	0	0	0
Baldwin-Wallace (1983-92-2000)	3	2	3	.400	0	0	0	0
Bates (1993-2000)	2	3	2	.600	0	0	0	0
Benedictine (Ill.) (1981-82-83-84-85-86-87-88-89-90-91-92-93-2001)	14	17	15	.531	0	1	1	1
Bethel (Minn.) (1999-2001)	2	1	2	.333	0	0	0	0
Binghamton (1995-97)	2	0	2	.000	0	0	0	0
Bluffton (1994-96-97)	3	0	3	.000	0	0	0	0
Bridgewater St. (1999-2000-01)	3	0	3	.000	0	0	0	0
Bridgewater (Va.) (1988-89-2000)	3	1	3	.250	0	0	0	0
Brockport St. (1983-89-90-91-92-93-94)	7	4	7	.364	0	0	0	0
Brooklyn (1983-84)	2	2	2	.500	0	0	0	0
Buffalo (1986-87)	2	1	2	.333	0	0	0	0
UC San Diego (1981-82-83-84-85-86-87-88-89-90-91-92-93-94-95-96-97-98-99)	19	54	13	.806	7	5	0	1
Cal Lutheran (1994-95-96-97-98-99)	6	6	6	.500	0	1	0	0
Cal St. Hayward (1998-99-2000-01)	4	5	4	.556	0	0	0	0
Cal St. San B'dino (1986-87-88-89-90)	5	2	5	.286	0	0	0	0
Cal St. Stanislaus (1981-82)	2	0	2	.000	0	0	0	0
Calvin (1984-85-86-88-89-90-91-92-95-97-98-99-2001)	13	13	15	.464	0	1	0	2
Carleton (1985)	1	0	1	.000	0	0	0	0
Carnegie Mellon (2001)	1	1	1	.500	0	0	0	0
Carthage (1990)	1	0	1	.000	0	0	0	0
Catholic (2001)	1	1	1	.500	0	0	0	0
Central (Iowa) (1995-96-97-98-99-2000-01)	7	20	4	.833	3	0	1	0
Chapman (1994-95-97)	3	1	3	.250	0	0	0	0
Chris. Newport (2001)	1	0	1	.000	0	0	0	0
Claremont-M.S (1985-92-93-97)	4	3	4	.429	0	0	0	0
Coast Guard (1995-96-97)	3	3	3	.500	0	0	0	0
Colby-Sawyer (1999)	1	1	1	.500	0	0	0	0
Colorado Col. (1983-85-86-87-88-89-90-92-98-99-2000-01)	12	6	12	.333	0	0	0	0
Concordia-M'head (1995-96)	2	0	2	.000	0	0	0	0
Cortland St. (1985-86-87-88-89-90-91-92-93-95-96-97-98-99-2000-01)	16	21	16	.568	0	0	0	0
DePauw (1991-98-2000)	3	0	3	.000	0	0	0	0
Dubuque (1994-95-98)	3	1	3	.250	0	0	0	0
Eastern (1999-2000-01)	3	1	3	.250	0	0	0	0
Eastern Conn. St. (1982-83-84-85-86-87-89-93-94-95-96-97-98)	13	7	13	.350	0	0	0	0
East. Mennonite (1982-87)	2	1	2	.333	0	0	0	0
East Tex. Baptist (2001)	1	1	1	.500	0	0	0	0
Elizabethtown (1986)	1	0	1	.000	0	0	0	0
Elmhurst (1982-83-84-85-86-87-88-92-98-2000-01)	11	17	9	.654	2	1	0	0
Elmira (1998-99-2000)	3	1	3	.250	0	0	0	0
Emory (1994-96-97-98-99-2000-01)	7	5	7	.417	0	0	0	0
Fontbonne (2000-01)	2	0	2	.000	0	0	0	0
Frank. & Marsh. (1994-96-97-98-99-2000)	6	3	6	.333	0	0	0	0
Frostburg St. (1999-2000)	2	1	2	.333	0	0	0	0
Gallaudet (1985-96-99)	3	0	3	.000	0	0	0	0
Geneseo St. (1996)	1	0	1	.000	0	0	0	0
Gettysburg (1991-93-94-95-96-97-98-99-2001)	9	8	9	.471	0	0	0	0
Gordon (2000-01)	2	2	2	.500	0	0	0	0
Greensboro (1990)	1	0	1	.000	0	0	0	0
Grove City (1981-82-84-85-86)	5	3	5	.375	0	0	0	0
Guilford (1993)	1	0	1	.000	0	0	0	0
Gust. Adolphus (1983-84-85-86)	4	2	4	.333	0	0	0	0
Hope (1987-97-98-2000)	4	3	4	.429	0	0	0	0

Team (Years Participated)	Yrs.	Won	Lost	Pct.	1st	2nd	3rd	4th
Hunter (1999-2000-01)	3	0	3	.000	0	0	0	0
Illinois Col. (1993)	1	0	1	.000	0	0	0	0
Ill. Wesleyan (1991-97-98)	3	0	3	.000	0	0	0	0
Ithaca (1982-83-84-85-87-93-94-95-96-97-98-99-2000-01)	14	16	16	.500	0	0	0	2
John Carroll (1993-94-95)	3	5	3	.625	0	0	0	0
Johnson & Wales (1999-2000-01)	3	0	3	.000	0	0	0	0
Juniata (1981-82-83-84-85-86-87-88-89-90-91-92-93-94-95-96-97-98-99-2000-01)	21	58	28	.674	0	4	6	7
Kalamazoo (1990-91-93-94-95)	5	1	5	.167	0	0	0	0
Kean (1994-95-2001)	3	0	3	.000	0	0	0	0
Kenyon (1988)	1	0	1	.000	0	0	0	0
King's (Pa.) (2000)	1	0	1	.000	0	0	0	0
La Verne (1982-83-84-85-86-87-88-89-90-91-92-96-97-2000-01)	15	29	13	.690	2	1	2	0
Lake Forest (1999-2000-01)	3	1	3	.250	0	0	0	0
Linfield (1998)	1	0	1	.000	0	0	0	0
Lycoming (1997-98)	2	2	2	.500	0	0	0	0
Macalester (1982)	1	0	1	.000	0	0	0	0
Marian (Wis.) (1999-2000-01)	3	0	3	.000	0	0	0	0
Mary Washington (1990-91)	2	1	2	.333	0	0	0	0
Maryville (Tenn.) (1981-82-93-2001)	4	0	4	.000	0	0	0	0
Menlo (1986-87-89-91-92)	5	6	6	.500	0	0	0	1
Merchant Marine (1999-2000-01)	3	0	3	.000	0	0	0	0
Messiah (1983-85)	2	0	2	.000	0	0	0	0
Methodist (1986)	1	0	1	.000	0	0	0	0
Middlebury (1998)	1	0	1	.000	0	0	0	0
Millikin (1983-85-95-99)	4	1	4	.200	0	0	0	0
MIT (1982-83-84-86-88-89-90-94-97-98)	10	8	11	.421	0	1	0	1
Moravian (1997-98-99)	3	1	3	.250	0	0	0	0
Mount Holyoke (1982-83-84)	3	0	3	.000	0	0	0	0
Mt. St. Joseph (1998-99-2000-01)	4	6	4	.600	0	0	0	0
Muskingum (1988-89-92-96-97-98-99)	7	10	7	.588	0	0	1	0
Nazareth (1984-85-2000-01)	4	2	4	.333	0	0	0	0
UNC Greensboro (1982-83-84)	3	1	3	.250	0	0	0	0
Neb. Wesleyan (1982-89-96-97-98-2001)	6	3	6	.333	0	0	0	0
New York U. (1994-98)	2	1	2	.333	0	0	0	0
Occidental (1981-82-83-84-93-94-95)	7	5	7	.417	0	0	1	0
Ohio Northern (1982-83-84-85-86-87-88-89-90-91-93-94-95-96-97-98-2000-01)	18	22	18	.550	0	1	0	0
Oswego St. (1994)	1	0	1	.000	0	0	0	0
Pacific Lutheran (1999)	1	1	1	.500	0	0	0	0
Pomona-Pitzer (1987-88-90-93-96-97)	6	2	6	.250	0	0	0	0
Puget Sound (2000)	1	2	1	.667	0	0	0	0
Redlands (1993)	1	0	1	.000	0	0	0	0
Richard Stockton (1999-2000)	2	1	2	.333	0	0	0	0
Rochester (1986-88-93-95-97)	5	3	5	.375	0	0	0	0
Rochester Inst. (1989-90-91-92-93-96-97-98-99)	9	9	9	.500	0	0	1	0
Rowan (1985)	1	0	1	.000	0	0	0	0
St. Andrews (1985)	1	0	1	.000	0	0	0	0
St. Benedict (1986-87-88-89-90-91-92-93-94-97-98)	11	10	11	.476	0	0	1	0
St. Catherine (1982-83-84)	3	2	3	.400	0	0	0	0
St. Mary's (Minn.) (2000)	1	1	1	.500	0	0	0	0
St. John Fisher (1997-98)	2	1	2	.333	0	0	0	0
St. Norbert (1993)	1	1	1	.500	0	0	0	0
St. Olaf (1993-94-95-96-97-98-2000)	7	9	7	.563	0	0	1	0
St. Thomas (Minn.) (1987-88-89-90-91-92)	6	5	6	.563	0	0	0	0
Salisbury (1998-2000)	2	0	2	.000	0	0	0	0
Savannah A&D (1996-97-98-99-2000)	5	3	5	.375	0	0	0	0
Scranton (1999-2001)	2	1	2	.333	0	0	0	0
Simpson (1990-91-94-97)	4	3	4	.429	0	0	0	0
Skidmore (1999-2000-01)	3	1	3	.250	0	0	0	0
Smith (1981-88)	2	0	2	.000	0	0	0	0
Sonoma St. (1981-82)	2	3	2	.600	0	0	1	0
Southwestern (Tex.) (1995-97-98)	3	1	3	.250	0	0	0	0
Springfield (1995-96-97)	3	4	3	.571	0	0	0	0
Stony Brook (1990-91-92-93-94)	5	9	5	.643	0	0	1	0
Thomas More (1991-92-93-94-95-97-99)	7	5	7	.417	0	0	0	0
Trinity (Tex.) (1992-93-94-95-96-97-98-99-2000-01)	10	13	10	.565	0	1	0	0
Tufts (1996)	1	0	1	.000	0	0	0	0
Upsala (1992)	1	0	1	.000	0	0	0	0
Vassar (2001)	1	1	1	.500	0	0	0	0
Wartburg (1997-98-2001)	3	1	3	.250	0	0	0	0
Wash. & Lee (1999-2001)	2	1	2	.333	0	0	0	0
Washington (Mo.) (1987-88-89-90-91-92-93-94-95-96-97-98-99-2000-01)	15	51	9	.850	7	1	1	1
Wellesley (1991-97-98-99-2000-01)	6	13	7	.650	0	0	1	1
Wesleyan (Conn.) (2001)	1	1	1	.500	0	0	0	0
Western Conn. St. (1999-2000-01)	3	2	3	.400	0	0	0	0
Western Md. (1982-83-84-85-86-89)	6	4	6	.400	0	0	0	0
Westminster (Mo.) (1999)	1	0	1	.000	0	0	0	0
Wheaton (Ill.) (1987-89)	2	0	2	.000	0	0	0	0
Wheaton (Mass.) (1997)	1	2	1	.667	0	0	0	0
Whitworth (2001)	1	0	1	.000	0	0	0	0
Willamette (1998)	1	0	1	.000	0	0	0	0
Williams (1994-95-98-2001)	4	2	4	.333	0	0	0	0
Wis.-Eau Claire (1987-88-89-93-94-96-97)	7	5	7	.417	0	0	0	0
Wis.-La Crosse (1982-83-84-85-86-92-97-98)	8	11	9	.550	0	0	1	1

Team (Years Participated)

Wis.-Oshkosh (1990-91-93-94-95-96-97-2000-01)	9	16	11	.593	0	1	0	2
Wis.-Platteville (1983-92-97)	3	1	3	.250	0	0	0	0
Wis.-River Falls (1995-96-98-99-2000)	5	1	5	.167	0	0	0	0
Wis.-Stevens Point (1981-84-85)	3	1	3	.250	0	0	0	0
Wis.-Stout (1994-98)	2	1	2	.333	0	0	0	0
Wis.-Whitewater (1986-87-88-89-92-93-94-95-96-97-98-99-2000-01)	14	23	15	.605	0	2	1	1
Wittenberg (1993-96-97-98-99-2000-01)	7	4	7	.364	0	0	0	0
Wooster (1984)	1	0	1	.000	0	0	0	0
York (Pa.) (1997)	1	0	1	.000	0	0	0	0

Yrs.	Won	Lost	Pct.	1st	2nd	3rd	4th
9	16	11	.593	0	1	0	2
3	1	3	.250	0	0	0	0
5	1	5	.167	0	0	0	0
3	1	3	.250	0	0	0	0
2	1	2	.333	0	0	0	0
14	23	15	.605	0	2	1	1
7	4	7	.364	0	0	0	0
1	0	1	.000	0	0	0	0
1	0	1	.000	0	0	0	0

All-Time Results

1981 First Round: Occidental def. Maryville (Tenn.), 15-2, 15-7, 15-6; Benedictine (Ill.) def. Grove City, 15-4, 15-11, 15-6. **Second Round:** UC San Diego def. Smith, 15-4, 15-3, 15-4; Occidental def. Wis.-Stevens Point, 13-15, 15-3, 11-15, 15-7, 15-10; Benedictine (Ill.) def. Sonoma St., 15-11, 16-18, 15-8, 15-10; Juniata def. Cal St. Stanislaus, 15-12, 15-12, 15-12. **Semifinals:** UC San Diego def. Occidental, 15-7, 7-15, 15-4, 15-3; Juniata def. Benedictine (Ill.), 15-11, 17-15, 11-15, 10-15, 15-13. **Third Place:** Occidental def. Benedictine (Ill.), 15-11, 15-9, 15-9. **Championship:** UC San Diego def. Juniata, 12-15, 15-5, 15-7, 15-17, 15-1.

1982 First Round: Elmhurst def. Benedictine (Ill.), 15-9, 15-8, 4-15, 15-10; Occidental def. Cal St. Stanislaus, 15-11, 9-15, 15-5, 15-13; MIT def. Albany (N.Y.), 15-9, 15-2, 15-10; Ohio Northern def. UNC Greensboro, 15-13, 15-2, 15-3; St. Catherine def. Augsburg, 15-11, 16-14, 15-13; Wis.-La Crosse def. Neb. Wesleyan, 15-4, 15-4, 15-9; Grove City def. Mount Holyoke, 10-15, 15-9, 15-11, 15-3; East Mennonite def. Maryville (Tenn.), 15-10, 8-15, 15-7, 15-11. **Second Round:** La Verne def. Elmhurst, 15-12, 15-11, 15-3; Occidental def. Eastern Conn. St., 15-4, 8-15, 15-7, 15-10; La Verne def. Occidental, 15-4, 15-13, 15-1; MIT def. Western Md., 15-8, 15-7, 15-11; Sonoma St. def. Ohio Northern, 15-12, 9-15, 15-7, 14-16, 15-6; Sonoma St. def. MIT, 15-5, 6-15, 15-5, 15-9; UC San Diego def. St. Catherine, 15-4, 15-7, 15-10; Wis.-La Crosse def. Ithaca, 15-9, 16-14, 15-2; UC San Diego def. Wis.-La Crosse, 15-9, 15-6, 15-9; Grove City def. Macalester, 15-7, 15-12, 15-11; Juniata def. East Mennonite, 15-2, 15-13, 15-11; Juniata def. Grove City, 11-15, 15-8, 15-9, 10-15, 15-7. **Semifinals:** La Verne def. Sonoma St., 15-6, 10-15, 15-12, 15-10; UC San Diego def. Juniata, 15-3, 15-3, 15-6. **Third Place:** Sonoma St. def. Juniata, 15-8, 15-6, 10-15, 13-15, 15-7. **Championship:** La Verne def. UC San Diego, 12-15, 16-14, 15-8, 15-9.

1983 First Round: Western Md. def. UNC Greensboro, 13-15, 17-15, 16-14, 15-8; Brooklyn def. Messiah, 15-11, 15-10, 15-10; Brockport St. def. Albany (N.Y.), 12-15, 15-1, 15-8, 6-15, 15-12; Eastern Conn. St. def. Mount Holyoke, 15-6, 16-14, 15-6; La Verne def. Colorado Col., 17-15, 15-8, 15-10; Baldwin-Wallace def. Millikin, 12-15, 15-5, 15-13, 15-11; Wis.-La Crosse def. Wis.-Platteville, 15-7, 15-2, 15-5; Benedictine (Ill.) def. Gust. Adolphus, 15-13, 15-5, 15-10. **Second Round:** UC San Diego def. Western Md., 15-7, 15-8, 15-3; Juniata def. Brooklyn, 15-4, 15-10, 13-15, 15-3; UC San Diego def. Juniata, 15-4, 15-4, 15-2; Ithaca def. Brockport St., 2-15, 15-13, 15-3, 15-1; MIT def. Eastern Conn. St., 15-6, 15-9, 15-9; MIT def. Ithaca, 12-15, 15-9, 15-8, 15-8; La Verne def. Occidental, 15-9, 15-10, 15-7; Ohio Northern def. Baldwin-Wallace, 6-15, 15-12, 12-15, 15-12, 15-11; La Verne def. Ohio Northern, 15-11, 15-4, 15-13; Wis.-La Crosse def. St. Catherine, 15-12, 13-15, 15-12, 15-12; Elmhurst def. Benedictine (Ill.), 15-7, 13-15, 15-3, 15-13; Elmhurst def. Wis.-La Crosse, 15-9, 15-13, 12-15, 16-14. **Semifinals:** UC San Diego def. MIT, 15-1, 15-7, 16-18, 15-4; Elmhurst def. La Verne, 5-15, 15-2, 15-9, 15-10. **Third Place:** La Verne def. MIT, 15-7, 15-5, 11-15, 15-5. **Championship:** Elmhurst def. UC San Diego, 15-10, 15-11, 9-15, 15-13.

1984 First Round: Grove City def. Wooster, 4-15, 15-7, 15-9, 15-8; Juniata def. Grove City, 10-15, 15-6,

15-3, 15-5; Eastern Conn. St. def. Mount Holyoke, 15-6, 15-5, 15-8; MIT def. Eastern Conn. St., 15-9, 17-15, 15-4; Calvin def. Alma, 15-9, 15-10, 15-9; Calvin def. Ohio Northern, 7-15, 15-11, 15-17, 15-12, 16-14; Brooklyn def. Western Md., 13-15, 15-9, 15-11, 15-10; UNC Greensboro def. Brooklyn, 4-15, 16-14, 15-9, 15-10; Wis.-Stevens Point def. Occidental, 12-15, 15-5, 15-10, 15-8; La Verne def. Wis.-Stevens Point, 15-6, 15-11, 15-5; Albany (N.Y.) def. Nazareth, 15-13, 15-8, 9-15, 15-5; Ithaca def. Albany (N.Y.), 15-13, 15-5, 15-9; Elmhurst def. Benedictine (Ill.), 15-11, 6-15, 15-13, 15-8; UC San Diego def. Elmhurst, 15-4, 15-6, 15-10; St. Catherine def. Wis.-La Crosse, 16-14, 9-15, 15-13, 15-7; Gust. Adolphus def. St. Catherine, 15-9, 17-15, 9-15, 11-15, 15-7. **Second Round:** MIT def. Juniata, 15-8, 15-8, 5-15, 12-15, 15-11; Calvin def. UNC Greensboro, 15-6, 15-17, 16-14, 15-8; La Verne def. Ithaca, 15-3, 15-4, 17-15; UC San Diego def. Gust. Adolphus, 15-6, 15-7, 15-3. **Semifinals:** MIT def. Calvin, 15-13, 15-10, 13-15, 15-10; UC San Diego def. La Verne, 15-11, 9-15, 15-10, 15-12. **Third Place:** La Verne def. Calvin, 15-8, 15-5, 15-6. **Championship:** UC San Diego def. MIT, 15-7, 15-12, 15-9.

1985 First Round: Cortland St. def. Ithaca, 2-15, 15-5, 15-9, 15-9; Cortland St. def. Nazareth, 15-9, 15-11, 15-8; Juniata def. Messiah, 15-3, 15-4, 15-6; Juniata def. Grove City, 15-9, 15-10, 9-15, 15-10; Calvin def. Wis.-Stevens Point, 15-13, 14-16, 14-16, 15-12, 15-6; Elmhurst def. Calvin, 15-11, 15-6, 16-14; Ohio Northern def. Millikin, 15-7, 15-12, 8-15, 5-15, 15-9; Benedictine (Ill.) def. Ohio Northern, 15-2, 15-11, 15-2; Wis.-La Crosse def. Carleton, 13-15, 16-14, 15-12, 15-4; Wis.-La Crosse def. Gust. Adolphus, 15-11, 15-9, 4-15, 15-13; Western Md. def. Rowan, 15-8, 15-9, 15-11; Western Md. def. Gallaudet, 6-15, 15-9, 15-10, 15-12; La Verne def. Claremont-MS, 15-9, 15-7, 15-8; La Verne def. UC San Diego, 15-5, 16-14, 15-11; Eastern Conn. St. def. St. Andrews, 11-15, 15-13, 15-2, 15-12; Colorado Col. def. Eastern Conn. St., 15-1, 15-3, 4-15, 15-9. **Second Round:** Juniata def. Cortland St., 16-14, 15-6, 7-15, 15-11; Elmhurst def. Benedictine (Ill.), 15-10, 18-16, 11-15, 15-9; Wis.-La Crosse def. Western Md., 15-5, 15-7, 15-6; La Verne def. Colorado Col., 15-9, 15-8, 15-9. **Semifinals:** Elmhurst def. Juniata, 15-9, 15-10, 15-11; La Verne def. Wis.-La Crosse, 11-15, 15-8, 15-9, 15-8. **Third Place:** Juniata def. Wis.-La Crosse, 16-14, 15-5, 15-7. **Championship:** Elmhurst def. La Verne, 15-9, 15-11, 15-8.

1986 First Round: La Verne def. Cal St. San B'dino, 12-15, 15-5, 15-6, 15-4; Colorado Col. def. Methodist, 15-6, 15-8, 15-11; UC San Diego def. La Verne, 15-3, 15-11, 11-15, 11-15, 15-11; Menlo def. Colorado Col., 8-15, 15-9, 3-15, 15-4, 16-14; Eastern Conn. St. def. Elizabethtown, 15-17, 15-7, 15-5, 10-15, 15-9; Cortland St. def. Grove City, 10-15, 11-15, 15-10, 15-10, 15-6; Albany (N.Y.) def. Eastern Conn. St., 15-6, 15-13, 14-16, 15-9; Juniata def. Cortland St., 15-4, 15-7, 15-7; Benedictine (Ill.) def. Wis.-Whitewater, 14-16, 15-11, 15-6, 15-6; Gust. Adolphus def. St. Benedict, 15-10, 15-4, 15-6; Wis.-La Crosse def. Benedictine (Ill.), 15-11, 15-5, 14-16, 15-7; Elmhurst def. Gust. Adolphus, 15-10, 15-7, 16-14; MIT def. Rochester, 15-9, 14-16, 14-16, 15-7, 15-9; Buffalo def. Western Md., 15-9, 4-15, 15-6, 15-6; Ohio Northern def. MIT, 15-5, 15-6, 15-13; Calvin def. Buffalo, 15-4, 15-11, 15-13. **Second Round:** UC San Diego def. Menlo, 8-15, 15-13, 15-8, 15-7; Juniata def. Albany (N.Y.), 15-13, 15-12, 15-6; Wis.-La Crosse def. Elmhurst, 5-15, 15-10, 6-15, 15-12, 15-9; Calvin def. Ohio Northern, 6-15, 15-8, 15-6, 15-7. **Semifinals:** UC San Diego def. Juniata, 15-10, 16-

14, 15-1; Calvin def. Wis.-La Crosse, 15-10, 15-9, 7-15, 15-11. **Third Place:** Wis.-La Crosse def. Juniata, 12-15, 15-12, 15-4, 15-11. **Championship:** UC San Diego def. Calvin, 15-4, 10-15, 3-15, 15-3, 15-5.

1987 First Round: Menlo def. Pomona-Pitzer, 15-10, 6-15, 12-15, 15-11, 15-4; Cal St. San B'dino def. La Verne, 6-15, 15-3, 18-16, 15-9; UC San Diego def. Menlo, 15-11, 15-12, 15-3; Cal St. San B'dino def. Colorado Col., 14-16, 15-3, 15-8, 8-15, 15-8; Hope def. Buffalo, 15-5, 12-15, 15-3, 15-11; Ohio Northern def. Allegheny, 15-13, 15-3, 14-16, 15-9; Benedictine (Ill.) def. Hope, 8-15, 15-8, 15-11, 12-15, 15-12; Washington (Mo.) def. Ohio Northern, 7-15, 15-12, 6-15, 16-14, 15-7; Wis.-Whitewater def. St. Thomas (Minn.), 15-8, 18-16, 9-15, 15-7; St. Benedict def. Wheaton (Ill.), 15-10, 6-15, 7-15, 16-14, 15-10; Wis.-Whitewater def. Wis.-Eau Claire, 15-8, 9-15, 15-6, 9-15, 15-8; Elmhurst def. St. Benedict, 15-10, 15-8, 13-15, 15-10; Cortland St. def. Ithaca, 16-14, 7-15, 15-10, 15-10; Eastern Conn. St. def. East Mennonite, 10-15, 11-15, 15-8, 15-6, 15-9; Cortland St. def. Albany (N.Y.), 15-10, 6-15, 15-7, 15-12; Juniata def. Eastern Conn. St., 15-10, 15-6, 15-9. **Second Round:** UC San Diego def. Cal St. San B'dino, 15-7, 15-11, 15-11; Benedictine (Ill.) def. Washington (Mo.), 15-10, 15-4, 15-6; Elmhurst def. Wis.-Whitewater, 14-16, 15-5, 15-2, 15-4; Juniata def. Cortland St., 15-1, 12-15, 15-10, 15-4. **Semifinals:** UC San Diego def. Benedictine (Ill.), 15-17, 15-13, 15-11, 15-9; Elmhurst def. Juniata, 13-15, 15-4, 15-9, 15-2. **Third Place:** Benedictine (Ill.) def. Juniata, 14-16, 8-15, 15-11, 15-10, 15-4. **Championship:** UC San Diego def. Elmhurst, 16-14, 16-14, 15-10.

1988 First Round: Pomona-Pitzer def. MIT, 15-1, 15-4, 15-13; La Verne def. Cal St. San B'dino, 15-5, 15-8, 14-16, 15-13; UC San Diego def. Pomona-Pitzer, 15-6, 15-3, 15-9; La Verne def. Colorado Col., 6-15, 15-2, 12-15, 15-13, 15-12; Juniata def. Smith, 15-8, 15-8, 15-8; Cortland St. def. Rochester, 15-5, 17-15, 16-18, 15-7; Juniata def. Allegheny, 15-11, 15-3, 15-7; Cortland St. def. Albany (N.Y.), 10-15, 15-8, 15-6, 15-10; Ohio Northern def. Calvin, 15-8, 15-13, 11-15, 12-15, 15-5; Muskingum def. Bridgewater (Va.), 15-7, 16-14, 15-0; Ohio Northern def. Kenyon, 15-6, 5-15, 15-13, 9-15, 15-11; Benedictine (Ill.) def. Muskingum, 15-7, 15-8, 15-7; St. Benedict def. Wis.-Eau Claire, 15-4, 15-8, 16-14; St. Thomas (Minn.) def. Elmhurst, 4-15, 15-13, 15-10, 15-5; Washington (Mo.) def. St. Benedict, 8-15, 14-16, 15-12, 15-9, 15-11; Wis.-Whitewater def. St. Thomas (Minn.), 15-10, 15-9, 7-15, 16-18, 15-12. **Quarterfinals:** UC San Diego def. La Verne, 15-0, 15-5, 12-15, 15-6; Juniata def. Cortland St., 13-15, 15-1, 15-3, 15-11; Benedictine (Ill.) def. Ohio Northern, 15-5, 15-5, 3-15, 15-0; Wis.-Whitewater def. Washington (Mo.), 15-11, 15-11, 14-16, 6-15, 15-10. **Semifinals:** UC San Diego def. Juniata, 12-15, 13-15, 15-7, 15-7, 15-5; Benedictine (Ill.) def. Wis.-Whitewater, 17-15, 4-15, 15-8, 15-10. **Third Place:** Juniata def. Wis.-Whitewater, 15-13, 12-15, 5-15, 15-8, 18-16. **Championship:** UC San Diego def. Benedictine (Ill.), 14-16, 15-6, 6-15, 15-10, 15-2.

1989 First Round: Menlo def. Cal St. San B'dino, 15-6, 15-9, 15-10; Colorado Col. def. Eastern Conn. St., 15-8, 15-5, 15-10; Menlo def. UC San Diego, 15-6, 15-6, 10-15, 7-15, 15-11; La Verne def. Colorado Col., 6-15, 15-13, 2-15, 15-13, 15-8; Muskingum def. Wheaton (Ill.), 15-5, 15-10, 15-4; Calvin def. MIT, 15-6, 15-8, 15-7; Muskingum def. Benedictine (Ill.), 9-15, 17-15, 15-10, 3-15, 15-10; Ohio Northern def. Calvin,

15-4, 8-15, 15-7, 15-12; Wis.-Whitewater def. St. Thomas (Minn.), 15-6, 15-13, 4-15, 10-15, 15-10; Wis.-Eau Claire def. Neb. Wesleyan, 15-9, 15-5, 15-10; St. Benedict def. Wis.-Whitewater, 12-15, 16-14, 15-2, 7-15, 15-10; Washington (Mo.) def. Wis.-Eau Claire, 7-15, 15-8, 15-13, 15-3; Western Md. def. Brockport St., 13-15, 13-15, 15-1, 15-4, 15-4; Bridgewater (Va.) def. Rochester Inst., 15-3, 9-15, 15-11, 15-4; Cortland St. def. Western Md., 16-14, 10-15, 15-11, 15-13; Juniata def. Bridgewater (Va.), 15-7, 15-12, 11-15, 15-7. **Quarterfinals:** Menlo def. La Verne, 15-10, 15-12, 15-6; Ohio Northern def. Muskingum, 15-6, 15-4, 15-8; Washington (Mo.) def. St. Benedict, 15-12, 15-10, 15-9; Juniata def. Cortland St., 15-12, 15-6, 15-8. **Semifinals:** Ohio Northern def. Menlo, 15-9, 15-11, 6-15, 15-12; Washington (Mo.) def. Juniata, 15-10, 15-5, 15-13. **Third Place:** Juniata def. Menlo, 15-12, 15-8, 13-15, 15-6. **Championship:** Washington (Mo.) def. Ohio Northern, 15-10, 15-9, 15-11.

1990 First Round: Calvin def. Allegheny, 13-15, 15-7, 15-6, 16-14; Ohio Northern def. MIT, 15-4, 15-5, 15-12; Washington (Mo.) def. Calvin, 15-11, 15-13, 15-7; Kalamazoo def. Ohio Northern, 16-14, 15-8, 15-12; Cortland St. def. Mary Washington, 15-2, 15-10, 15-12; Brockport St. def. Rochester Inst., 15-10, 16-18, 15-8, 5-15, 15-11; Juniata def. Cortland St., 18-16, 15-6, 15-13; Stony Brook def. Brockport St., 11-15, 15-9, 18-16, 15-6; Wis.-Oshkosh def. Carthage, 13-15, 15-11, 3-15, 16-14, 15-11; Simpson def. Benedictine (Ill.), 15-3, 8-15, 15-8, 15-8; St. Thomas (Minn.) def. Wis.-Oshkosh, 8-15, 15-6, 15-13, 16-14; St. Benedict def. Simpson, 6-15, 15-6, 15-8, 15-7; La Verne def. Cal St. San B'dino, 8-15, 15-9, 15-13, 15-13; Colorado Col. def. Greensboro, 15-3, 15-7, 15-13; Pomona-Pitzer def. La Verne, 15-5, 11-15, 15-7, 6-15, 15-10; UC San Diego def. Colorado Col., 15-12, 15-7, 15-13. **Quarterfinals:** Washington (Mo.) def. Kalamazoo, 15-1, 15-8, 15-5; Juniata def. Stony Brook, 15-9, 15-8, 11-15, 15-12; St. Benedict def. St. Thomas (Minn.), 15-13, 15-9, 5-15, 15-4; UC San Diego def. Pomona-Pitzer, 15-6, 15-6, 15-12. **Semifinals:** Washington (Mo.) def. Juniata, 15-4, 15-12, 14-16, 15-5; UC San Diego def. St. Benedict, 15-6, 15-6, 15-9. **Third Place:** St. Benedict def. Juniata, 15-3, 15-11, 15-8. **Championship:** UC San Diego def. Washington (Mo.), 15-4, 13-15, 9-15, 15-8, 15-6.

1991 Regionals: Cortland St. def. Brockport St., 15-8, 15-7, 15-12; Stony Brook def. Wellesley, 10-15, 15-12, 15-13, 15-5; UC San Diego def. Cortland St., 15-7, 15-7, 15-13; Stony Brook def. Rochester Inst., 15-8, 8-15, 15-1, 7-15, 15-12; Ohio Northern def. Gettysburg, 15-11, 15-9, 15-5; Mary Washington def. Allegheny, 15-5, 15-11, 15-8; Juniata def. Ohio Northern, 15-8, 15-9, 15-12; St. Benedict def. Mary Washington, 15-7, 15-5, 16-14; Benedictine (Ill.) def. Ill. Wesleyan, 17-16, 15-9, 17-16; Wis.-Oshkosh def. Calvin, 15-9, 15-9, 15-13; Benedictine (Ill.) def. La Verne, 15-8, 15-12, 5-15, 15-7; Wis.-Oshkosh def. Kalamazoo, 8-15, 16-14, 15-11, 9-15, 16-14; St. Thomas (Minn.) def. Menlo, 11-15, 15-9, 8-15, 15-6, 19-17; Simpson def. DePauw, 14-16, 15-8, 15-9, 9-15, 15-10; St. Thomas (Minn.) def. Thomas More, 15-7, 15-7, 10-15, 15-13; Washington (Mo.) def. Simpson, 15-3, 15-8, 15-7. **Quarterfinals:** UC San Diego def. Stony Brook, 15-10, 15-2, 15-9; Juniata def. St. Benedict, 14-16, 15-11, 15-6, 15-7; Wis.-Oshkosh def. Benedictine (Ill.), 15-11, 15-10, 12-15, 15-6; Washington (Mo.) def. St. Thomas (Minn.), 15-6, 15-8, 15-7. **Semifinals:** UC San Diego def. Juniata, 15-6, 15-7, 15-7; Washington (Mo.) def. Wis.-Oshkosh, 15-17, 15-12, 15-1, 15-7. **Third Place:** Juniata def. Wis.-Oshkosh, 15-4, 15-5, 13-15, 15-10. **Championship:** Washington (Mo.) def. UC San Diego, 14-16, 15-6, 9-15, 15-13, 15-8.

1992 Regionals: Wis.-La Crosse def. Wis.-Whitewater, 8-15, 15-9, 15-12, 11-15, 15-9; Wis.-Platteville def. St. Benedict, 15-5, 15-12, 11-15, 15-11; Washington (Mo.) def. Wis.-La Crosse, 15-6, 11-15, 15-2, 15-1; St. Thomas (Minn.) def. Wis.-Platteville, 15-11, 8-15, 15-9, 9-15, 23-21; Baldwin-Wallace def. Muskingum, 15-6, 3-15, 15-12, 15-10; Benedictine (Ill.) def. Elmhurst, 15-13, 6-15, 15-7, 15-7; Calvin def.

Baldwin-Wallace, 15-10, 15-2, 15-2; Thomas More def. Benedictine (Ill.), 15-4, 15-8, 15-10; La Verne def. Claremont-M-S, 9-15, 15-2, 15-9, 7-15, 15-7; Trinity (Tex.) def. Colorado Col., 16-14, 15-11, 14-16, 14-16, 15-12; UC San Diego def. La Verne, 15-13, 3-15, 15-8, 15-7; Menlo def. Trinity (Tex.), 15-4, 2-15, 15-12, 15-10; Rochester Inst. def. Cortland St., 15-4, 15-10, 15-9; Brockport St. def. Upsala, 15-6, 17-15, 7-15, 15-4; Stony Brook def. Rochester Inst., 15-5, 13-15, 15-9, 15-3; Juniata def. Brockport St., 15-12, 15-12, 15-4. **Quarterfinals:** Washington (Mo.) def. St. Thomas (Minn.), 15-8, 7-15, 15-11, 15-8; Calvin def. Thomas More, 16-14, 15-12, 8-15, 15-12; UC San Diego def. Menlo, 15-8, 15-13, 15-3; Stony Brook def. Juniata, 15-4, 15-2, 15-13. **Semifinals:** Washington (Mo.) def. Calvin, 15-9, 15-8, 13-15, 15-5; UC San Diego def. Stony Brook, 15-13, 15-3, 6-15, 9-15, 15-12. **Third Place:** Stony Brook def. Calvin, 11-15, 15-11, 9-15, 15-6, 15-8. **Championship:** Washington (Mo.) def. UC San Diego, 15-11, 15-9, 15-6.

1993 First Round: Washington (Mo.) def. Illinois Col., 15-11, 15-9, 15-10; Wis.-Eau Claire def. Wis.-Oshkosh, 9-15, 1-15, 15-9, 15-10, 15-7; Benedictine (Ill.) def. Kalamazoo, 8-15, 15-3, 15-13, 15-10; St. Norbert def. Wis.-Whitewater, 8-15, 15-11, 7-15, 15-12, 15-13; Rochester def. Ithaca, 15-8, 15-5, 15-10; Stony Brook def. Cortland St., 15-5, 10-15, 13-15, 15-7, 15-11; Bates def. Eastern Conn. St., 15-5, 14-16, 15-12, 15-5; Rochester Inst. def. Brockport St., 9-15, 15-10, 15-9, 13-15, 19-17; Juniata def. Gettysburg, 15-7, 15-6, 15-5; John Carroll def. Guilford, 15-4, 15-5, 15-6; Ohio Northern def. Wittenberg, 15-11, 4-15, 10-15, 15-13, 15-6; Thomas More def. Maryville (Tenn.), 15-3, 15-6, 15-5; Claremont-M-S def. Redlands, 15-6, 15-9, 2-15, 15-12; Trinity (Tex.) def. Occidental, 15-8, 15-4, 15-3; St. Benedict def. St. Olaf, 12-15, 9-15, 15-12, 15-11, 15-9; UC San Diego def. Pomona-Pitzer, 15-4, 15-8, 16-14. **Regionals:** Washington (Mo.) def. Wis.-Eau Claire, 15-3, 15-10, 11-15, 17-15; Benedictine (Ill.) def. St. Norbert, 4-15, 18-16, 15-12, 15-7; Washington (Mo.) def. Benedictine (Ill.), 15-4, 15-6, 15-9; Rochester def. Stony Brook, 15-11, 15-11, 9-15, 13-15, 15-7; Rochester Inst. def. Bates, 15-6, 15-8, 15-5; Rochester Inst. def. Rochester, 15-13, 15-4, 10-15, 16-14; Juniata def. John Carroll, 15-8, 15-5, 15-13; Thomas More def. Ohio Northern, 13-15, 15-4, 15-13, 15-12; Juniata def. Thomas More, 15-13, 15-2, 15-7; Claremont-M-S def. Trinity (Tex.), 14-16, 15-11, 9-15, 15-10, 15-13; UC San Diego def. St. Benedict, 15-11, 15-11, 15-3; UC San Diego def. Claremont-M-S, 15-6, 8-15, 15-9, 15-6. **Semifinals:** Washington (Mo.) def. Rochester Inst., 15-7, 12-15, 15-7, 15-7; Juniata def. UC San Diego, 7-15, 15-9, 15-11, 15-9. **Third Place:** Rochester Inst. def. UC San Diego, 15-3, 15-9, 6-15, 13-15, 15-8. **Championship:** Washington (Mo.) def. Juniata, 15-9, 15-11, 15-11.

1994 Regionals: Washington (Mo.) def. Emory, 15-7, 15-4, 15-3; Trinity (Tex.) def. Thomas More, 9-15, 15-11, 3-15, 15-6, 15-8; Washington (Mo.) def. Trinity (Tex.), 15-3, 15-10, 15-6; Cal Lutheran def. Occidental, 5-15, 15-9, 14-16, 15-9, 15-9; UC San Diego def. Chapman, 15-1, 15-5, 15-6; UC San Diego def. Cal Lutheran, 15-6, 11-15, 15-10, 15-5; Stony Brook def. Williams, 15-12, 15-9, 15-2; Eastern Conn. St. def. MIT, 15-7, 15-11, 2-15, 15-11; Stony Brook def. Eastern Conn. St., 15-12, 15-6, 15-4; Brockport St. def. Oswego St., 15-8, 13-15, 15-5, 15-12; Ithaca def. New York U., 15-7, 15-11, 15-1; Ithaca def. Brockport St., 15-12, 15-6, 15-6; Juniata def. Kean, 15-2, 15-3, 15-3; Gettysburg def. Frank. & Marsh., 7-15, 15-7, 15-7, 15-11; Juniata def. Gettysburg, 15-2, 15-9, 15-8; John Carroll def. Bluffton, 11-15, 15-8, 19-17, 15-8; Ohio Northern def. Kalamazoo, 4-15, 15-8, 13-15, 15-13, 15-10; John Carroll def. Ohio Northern, 16-14, 17-15, 15-12; Wis.-Oshkosh def. Wis.-Stout, 15-9, 14-16, 15-13, 15-9; Wis.-Eau Claire def. Wis.-Whitewater, 14-16, 15-3, 15-5, 4-15, 15-12; Wis.-Oshkosh def. Wis.-Eau Claire, 16-14, 15-10, 15-6; St. Benedict def. Simpson, 15-10, 5-15, 15-7, 9-15, 16-14; St. Olaf def. Dubuque, 15-8, 15-9, 17-15; St. Olaf def. St. Benedict, 15-6, 15-5, 15-5. **Quarterfinals:** Washington (Mo.) def. UC San Diego, 15-6, 15-6, 11-15, 15-12; Ithaca def. Stony Brook, 15-11, 15-8, 15-8; Juniata def. John Carroll, 15-7, 15-12, 15-6; Wis.-Oshkosh def. St. Olaf, 6-15, 10-15, 15-6, 15-8, 15-13. **Semifinals:** Washington (Mo.) def. Ithaca, 15-3, 15-7, 15-7; Wis.-

Oshkosh def. Juniata, 6-15, 11-15, 15-7, 15-7, 15-11. **Third Place:** Juniata def. Ithaca, 15-12, 15-3, 15-11. **Championship:** Washington (Mo.) def. Wis.-Oshkosh, 15-10, 15-4, 15-9.

1995 Regionals: Juniata def. Allentown, 15-6, 15-2, 16-14; Gettysburg def. Kean, 15-8, 15-13, 8-15, 15-6; Juniata def. Gettysburg, 15-11, 15-8, 15-8; Trinity (Tex.) def. Thomas More, 15-12, 11-15, 15-10, 15-8; Washington (Mo.) def. Southwestern (Tex.), 15-2, 15-6, 15-5; Washington (Mo.) def. Trinity (Tex.), 15-11, 15-10, 15-9; Springfield def. Williams, 15-7, 15-4, 15-10; Coast Guard def. Eastern Conn. St., 15-12, 11-15, 15-2, 15-13; Springfield def. Coast Guard, 15-6, 11-15, 15-10, 15-8; Rochester def. Cortland St., 17-15, 6-15, 15-7, 15-7; Ithaca def. Binghamton, 15-5, 16-14, 15-9; Ithaca def. Rochester, 15-5, 15-9, 15-6; Cal Lutheran def. Chapman, 15-8, 15-7, 13-15, 15-7; UC San Diego def. Occidental, 15-9, 15-11, 15-6; Cal Lutheran def. UC San Diego, 16-14, 18-16, 10-15, 15-6; Ohio Northern def. Calvin, 15-10, 12-15, 6-15, 15-9, 15-9; John Carroll def. Kalamazoo, 15-7, 8-15, 13-15, 15-7, 15-7; John Carroll def. Ohio Northern, 17-15, 13-15, 4-15, 17-15, 15-13; Dubuque def. Concordia-M'head, 15-9, 15-9, 10-15, 15-8; St. Olaf def. Central (Iowa), 15-7, 13-15, 15-12, 15-8; St. Olaf def. Dubuque, 15-7, 15-6, 13-15, 12-15, 18-16; Wis.-Oshkosh def. Wis.-River Falls, 15-8, 15-9, 5-15, 13-15, 15-11; Wis.-Whitewater def. Millikin, 15-7, 10-15, 15-3, 15-4; Wis.-Whitewater def. Wis.-Oshkosh, 15-11, 11-15, 15-12, 15-11. **Quarterfinals:** Washington (Mo.) def. Juniata, 15-8, 7-15, 15-13, 15-2; Ithaca def. Springfield, 12-15, 7-15, 15-7, 15-8, 15-11; Cal Lutheran def. John Carroll, 11-15, 15-8, 15-4, 15-11; Wis.-Whitewater def. St. Olaf, 15-9, 5-15, 15-3, 15-6. **Semifinals:** Washington (Mo.) def. Ithaca, 15-5, 16-14, 15-11; Cal Lutheran def. Wis.-Whitewater, 10-15, 6-15, 15-7, 15-11, 15-13. **Third Place:** Wis.-Whitewater def. Ithaca, 18-16, 15-9, 15-12. **Championship:** Washington (Mo.) def. Cal Lutheran, 15-6, 17-19, 13-15, 15-11, 15-11.

1996 Regionals: Juniata def. Gallaudet, 15-4, 15-11, 16-14; Gettysburg def. Frank. & Marsh., 15-11, 15-9, 15-4; Juniata def. Gettysburg, 15-12, 15-8, 15-7; Springfield def. Eastern Conn. St., 15-11, 15-2, 15-12; Coast Guard def. Tufts, 15-12, 15-3, 15-2; Springfield def. Coast Guard, 15-11, 15-1, 16-14; Ohio Northern def. Muskingum, 6-15, 15-10, 15-8, 15-3; Wittenberg def. Bluffton, 8-15, 16-14, 15-9, 9-15, 15-11; Ohio Northern def. Wittenberg, 15-4, 15-11, 15-9; Wis.-Whitewater def. Wis.-Eau Claire, 15-8, 15-2, 11-15, 15-5; Wis.-Oshkosh def. Wis.-River Falls, 9-15, 15-12, 15-2, 16-14; Wis.-Oshkosh def. Wis.-Whitewater, 12-15, 15-12, 15-12, 15-13; Cal Lutheran def. Pomona-Pitzer, 11-15, 15-8, 12-15, 15-11, 15-11; UC San Diego def. La Verne, 15-5, 15-8, 15-10; UC San Diego def. Cal Lutheran, 15-6, 15-11, 16-14; St. Olaf def. Concordia-M'head, 14-16, 15-8, 15-8, 15-2; Neb. Wesleyan def. Central (Iowa), 15-6, 15-10, 15-13; St. Olaf def. Neb. Wesleyan, 3-15, 15-7, 18-16, 15-3; Cortland St. def. Geneseo St., 15-13, 15-8, 15-8; Rochester Inst. def. Ithaca, 15-12, 15-12, 15-8; Cortland St. def. Rochester Inst., 15-11, 15-6, 15-10; Emory def. Trinity (Tex.), 15-11, 8-15, 15-3, 4-15, 15-5; Washington (Mo.) def. Savannah A&D, 15-5, 15-8, 15-11; Washington (Mo.) def. Emory, 15-5, 15-7, 15-4. **Quarterfinals:** Juniata def. Springfield, 16-14, 15-3, 15-5; Wis.-Oshkosh def. Ohio Northern, 15-1, 15-8, 15-10; St. Olaf def. UC San Diego, 12-15, 15-11, 15-11, 15-1; Washington (Mo.) def. Cortland St., 15-1, 15-3, 15-8. **Semifinals:** Juniata def. Wis.-Oshkosh, 11-15, 15-7, 15-17, 15-1, 15-13; Washington (Mo.) def. St. Olaf, 9-15, 15-9, 18-16, 15-5. **Third Place:** St. Olaf def. Wis.-Oshkosh, 15-9, 15-10, 13-15, 15-10. **Championship:** Washington (Mo.) def. Juniata, 15-8, 15-9, 15-7.

1997 Regionals: Frank. & Marsh. def. York (Pa.), 10-15, 15-3, 15-8, 15-13; Lycoming def. Moravian, 15-13, 15-13, 12-15, 15-10; Juniata def. Frank. & Marsh., 15-12, 15-7, 15-10; Gettysburg def. Lycoming, 14-16, 15-12, 15-6, 15-6; Juniata def. Gettysburg, 15-4, 11-15, 15-10, 15-12; Rochester Inst. def. Binghamton, 15-10, 15-6, 9-15, 15-6; St. John Fisher def. Rochester, 16-14, 15-8, 16-14; Cortland St. def. Rochester Inst., 15-10, 16-4, 15-8; Ithaca def. St. John Fisher, 15-9, 15-7, 15-6; Cortland St. def. Ithaca, 11-15, 15-7, 7-15, 15-12, 15-11; Coast Guard def. Eastern Conn. St., 9-15, 15-0, 16-14, 6-15, 15-13; Wheaton (Mass.) def. MIT, 15-12, 6-15, 15-3, 15-13; Wellesley def. Coast Guard,

15-9, 7-15, 15-7, 15-13; Wheaton (Mass.) def. Springfield, 15-10, 15-13, 15-9; Wellesley def. Wheaton (Mass.), 15-7, 15-10, 15-11; Thomas More def. Savannah A&D, 15-3, 15-8, 15-3; Trinity (Tex.) def. Southwestern (Tex.), 12-15, 15-6, 15-10, 17-15; Emory def. Thomas More, 15-9, 13-15, 15-11, 16-14; Washington (Mo.) def. Trinity (Tex.), 13-15, 15-10, 15-7, 15-13; Washington (Mo.) def. Emory, 15-9, 15-10, 15-9; Calvin def. Muskingum, 15-9, 15-8, 16-14; Ohio Northern def. Bluffton, 15-4, 15-12, 15-12; Calvin def. Wittenberg, 13-15, 5-15, 15-13, 15-10, 15-10; Ohio Northern def. Hope, 13-15, 11-15, 15-8, 15-6, 16-14; Ohio Northern def. Calvin, 15-6, 18-16, 15-7; Simpson def. Neb. Wesleyan, 15-12, 11-15, 15-8, 8-15, 15-13; Wartburg def. St. Olaf, 13-15, 15-7, 15-9, 15-12; Central (Iowa) def. Simpson, 16-14, 16-14, 15-10; St. Benedict def. Wartburg, 15-11, 6-15, 15-11, 15-11; Central (Iowa) def. St. Benedict, 15-10, 15-7, 15-7; Wis.-Oshkosh def. Wis.-Platteville, 15-11, 10-15, 14-16, 15-6, 15-13; Wis.-Eau Claire def. Ill. Wesleyan, 18-16, 15-6, 15-10; Wis.-Whitewater def. Wis.-Oshkosh, 15-11, 15-13, 15-7; Wis.-Eau Claire def. Wis.-La Crosse, 15-13, 15-11, 18-16; Wis.-Whitewater def. Wis.-Eau Claire, 15-5, 15-10, 4-15, 15-2; Chapman def. Cal Lutheran, 15-9, 15-4, 15-9; Claremont-MS def. Pomona-Pitzer, 15-3, 15-10, 15-13; La Verne def. Chapman, 6-15, 15-12, 8-15, 15-4, 16-14; UC San Diego def. Claremont-MS, 15-4, 15-10, 15-9; UC San Diego def. La Verne, 15-4, 15-9, 15-11.

Quarterfinals: Juniata def. Cortland St., 15-11, 7-15, 15-9, 15-6; Washington (Mo.) def. Wellesley, 15-8, 16-14, 8-15, 17-15; Central (Iowa) def. Ohio Northern, 15-7, 15-17, 15-7, 15-6; UC San Diego def. Wis.-Whitewater, 15-13, 16-14, 15-9. **Semifinals:** Juniata def. Washington (Mo.), 15-13, 15-13, 15-4; UC San Diego def. Central (Iowa), 15-3, 15-8, 6-15, 16-18, 15-13. **Third Place:** Central (Iowa) def. Washington (Mo.), 15-9, 15-11, 15-4. **Championship:** UC San Diego def. Juniata, 12-15, 6-15, 15-6, 15-13, 15-11.

1998 Regionals: Lycoming def. Frank. & Marsh., 10-15, 16-14, 15-8, 15-8; Gettysburg def. Salisbury, 16-14, 15-9, 15-10; Juniata def. Lycoming, 15-9, 15-5, 15-8; Gettysburg def. Moravian, 15-12, 15-13, 8-15, 15-13; Juniata def. Gettysburg, 15-3, 15-4, 15-7; Southwestern (Tex.) def. DePauw, 7-15, 15-6, 6-15, 15-9, 15-13; Emory def. Savannah A&D, 15-5, 15-7, 15-9; Trinity (Tex.) def. Southwestern (Tex.), 15-5, 15-9, 15-7; Washington (Mo.) def. Emory, 15-7, 15-5, 15-8; Washington (Mo.) def. Trinity (Tex.), 15-7, 16-14, 15-12; Hope def. Calvin, 11-15, 15-7, 15-5, 16-14; Muskingum def. Ohio Northern, 15-10, 15-9, 15-6; Hope def. Wittenberg, 7-15, 15-8, 15-3, 13-15, 15-13; Muskingum def. Mt. St. Joseph, 15-7, 15-13, 16-14; Muskingum def. Hope, 15-11, 15-8, 15-3; Cal St. Hayward def. Colorado Col., 15-7, 15-6, 15-10; Willamette def. Linfield, 15-13, 15-12, 11-15, 15-6; Cal St. Hayward def. Cal Lutheran, 15-8, 20-18, 16-14; UC San Diego def. Willamette, 15-12, 13-15, 15-2, 15-4; UC San Diego def. Cal St. Hayward, 15-5, 15-8, 15-8; New York U. def. Elmira, 8-15, 15-3, 15-5, 15-8; Ithaca def. St. John Fisher, 15-10, 13-15, 15-9, 15-10; Cortland St. def. New York U., 15-11, 15-6, 16-14; Ithaca def. Rochester Inst., 10-15, 15-13, 15-17, 15-9, 15-9; Cortland St. def. Ithaca, 15-12, 15-8, 15-4; Amherst def. MIT, 14-16, 15-4, 15-7, 7-15, 15-13; Eastern Conn. St. def. Middlebury, 15-9, 15-11, 15-7; Williams def. Amherst, 15-13, 15-7, 13-15, 15-9; Wellesley def. Eastern Conn. St., 15-2, 15-6, 15-5; Wellesley def. Williams, 16-14, 13-15, 15-4, 15-4; Wis.-Stout def. Elmhurst, 15-13, 10-15, 16-14, 1-15, 15-12; Wis.-La Crosse def. Ill. Wesleyan, 16-14, 15-5, 15-13; Wis.-Whitewater def. Wis. Stout, 15-12, 15-1, 15-9; Wis.-River Falls def. Wis. La Crosse, 15-8, 3-15, 15-10, 15-6; Wis.-Whitewater def. Wis.-River Falls, 10-15, 9-15, 15-3, 15-9, 15-10; Neb. Wesleyan def. Dubuque, 17-15, 15-4, 15-13; St. Olaf def. St. Benedict, 15-11, 15-8, 6-15, 12-15, 17-15; Neb. Wesleyan def. Wartburg, 15-5, 13-15, 6-15, 15-3, 15-10; Central (Iowa) def. St. Olaf, 10-15, 15-2, 15-4, 15-2; Central (Iowa) def. Neb. Wesleyan, 11-15, 15-7, 15-4, 15-13. **Quarterfinals:** Juniata def. Washington (Mo.), 15-13, 4-15, 7-15, 15-2, 15-2; UC San Diego

def. Muskingum, 15-12, 11-15, 15-6, 17-15; Wellesley def. Cortland St., 13-15, 15-13, 15-12, 10-15, 15-13; Central (Iowa) def. Wis.-Whitewater, 16-14, 15-11, 15-4. **Semifinals:** UC San Diego def. Juniata, 15-13, 12-15, 15-9, 15-9; Central (Iowa) def. Wellesley, 15-9, 15-6, 15-6. **Championship:** Central (Iowa) def. UC San Diego, 15-10, 12-15, 15-6, 8-15, 15-13.

1999 Regionals: Rochester Inst. def. Gallaudet, 18-16, 15-7, 15-12; Gettysburg def. Alfred, 15-1, 15-4, 15-5; Muskingum def. Gettysburg, 15-1, 15-7, 15-8; Rochester Inst. def. Frostburg St. 16-14, 15-10, 15-7; Muskingum def. Rochester Inst. 15-9, 15-7, 15-11; Frank. & Marsh. def. Eastern, 15-9, 15-6, 15-10; Scranton def. Richard Stockton, 15-5, 15-12, 15-5; Moravian def. Frank. & Marsh., 10-15, 15-11, 15-12, 15-12; Juniata def. Scranton, 15-3, 15-3, 9-15, 15-3; Juniata def. Moravian, 15-12, 15-4, 15-3. Elmira def. Merchant Marine, 15-8, 15-1, 15-13; Skidmore def. Hunter, 15-5, 15-8, 15-9; Cortland St. def. Elmira, 15-6, 15-3, 15-1; Ithaca def. Skidmore, 15-3, 15-9, 15-6; Ithaca def. Cortland St. 2-15, 6-15, 15-13, 15-4, 15-12; Millikin def. Marian (Wis.), 15-5, 15-9, 1-15, 15-13; Lake Forest def. Calvin, 15-13, 15-12, 8-15, 15-9; Wis.-Whitewater def. Millikin, 15-3, 15-11, 15-5; Mt. St. Joseph def. Lake Forest, 10-15, 16-14, 8-15, 15-9, 15-4; Mt. St. Joseph def. Wis.-Whitewater, 12-15, 15-12, 15-8, 15-7; Savannah A&D def. Wash. & Lee, 15-1, 11-15, 10-15, 15-7, 15-11; Austin def. Averett, 15-9, 15-7, 15-12; Trinity (Tex.) def. Austin, 15-12, 15-9, 15-3; Savannah A&D def. Emory, 15-13, 15-10, 6-15, 5-15, 15-13; Trinity (Tex.) def. Savannah A&D, 15-10, 15-6, 15-2; Colby-Sawyer def. Johnson & Wales, 15-13, 15-3, 15-3; Western Conn. St. def. Bridgewater St., 15-2, 15-7, 15-5; Wellesley def. Colby-Sawyer, 15-4, 15-10, 15-1; Amherst def. Western Conn St., 15-10, 15-10, 4-15, 15-8; Wellesley def. Amherst, 15-5, 15-5, 15-10; Colorado Col. def. Cal Lutheran, 15-9, 14-16, 8-15, 15-8, 15-6; Pacific Lutheran def. Bethel (Minn.), 15-6, 11-15, 15-3, 8-15, 16-14; UC San Diego def. Pacific Lutheran, 15-4, 15-7 15-2; Cal St. Hayward def. Colorado Col., 15-12, 15-13, 15-10; UC San Diego def. Cal St. Hayward, 16-14, 15-10, 15-4; Thomas More def. Wittenberg, 16-14, 7-15, 15-10, 15-9; Washington (Mo.) def. Westminster (Mo.), 15-5, 15-5, 8-15, 15-8; Central (Iowa) def. Thomas More, 15-9, 15-6, 15-8; Washington (Mo.) def. Wis.-River Falls, 15-6, 15-11, 15-11; Central (Iowa) def. Washington (Mo.), 15-6, 15-12, 15-6. **Quarterfinals:** Central (Iowa) def. UC San Diego, 15-4, 15-7, 15-5; Juniata def. Wellesley, 15-12, 17-15, 12-15, 15-12; Muskingum def. Mt. St. Joseph, 15-10, 15-2, 17-15; Trinity (Tex.) def. Ithaca, 15-13, 15-7, 15-11. **Semifinals:** Trinity (Tex.) def. Muskingum, 16-14, 15-11, 15-10; Central (Iowa) def. Juniata, 15-11, 12-15, 15-12. **Third Place:** Muskingum def. Juniata, 11-15, 2-15, 15-6, 16-14, 15-9. **Championship:** Central (Iowa) def. Trinity (Tex.), 15-8, 16-14, 15-7.

2000 Regionals: Hope def. DePauw, 15-12, 2-15, 15-6, 15-8; Elmhurst def. Lake Forest, 15-4, 15-7, 15-1; Wis.-Whitewater def. Hope, 15-4, 15-5, 15-7; Elmhurst def. Wis.-River Falls, 14-16, 15-13, 13-15, 15-9, 15-13; Wis.-Whitewater def. Elmhurst, 15-6, 10-15, 15-12, 5-15, 15-9; Cal St. Hayward def. Austin, 15-6, 15-9, 15-9; Trinity (Tex.) def. Colorado Col., 15-11, 15-11, 15-5; La Verne def. Cal St. Hayward, 15-5, 15-10, 12-15, 15-8; Puget Sound def. Trinity (Tex.), 15-4, 15-7, 15-3; Puget Sound def. La Verne, 15-5, 15-10, 15-13; Ithaca def. Skidmore, 15-8, 15-6, 15-13; Cortland St. def. Hunter, 15-5, 15-2, 15-7; Ithaca def. Elmira, 15-3, 15-5, 12-15, 15-7; Cortland St. def. Nazareth, 14-16, 10-15, 15-9, 15-10, 15-10; Cortland St. def. Ithaca, 15-8, 15-11, 8-15, 12-15, 15-10; Western Conn. def. Eastern, 11-15, 15-10, 15-5, 15-8; Richard Stockton def. King's College (Penn.), 15-12, 15-13, 9-15, 15-11; Frank. & Marsh. def. Western Conn., 16-14, 15-12, 15-3; Juniata def. Richard Stockton, 15-6, 15-5, 15-13; Juniata def. Frank. & Marsh., 15-8, 15-5, 15-2; Savannah A&D def. Bridgewater (Va.), 15-7, 15-13, 15-2; Averett def. Salisbury, 15-6, 15-12, 15-11; Washington (Mo.) def. Savannah A&D, 15-4, 18-16, 15-9; Emory def. Averett, 15-9, 16-14, 15-5;

Washington (Mo.) def. Emory, 15-6, 15-8, 15-6; Bates def. Bridgewater St., 15-9, 15-17, 15-6, 15-8; Gordon def. Johnson & Wales, 15-2, 15-3, 15-12; Bates def. Amherst, 15-12, 8-15, 1-15, 15-12, 15-13; Wellesley def. Gordon 15-6, 15-5, 14-16, 15-13; Wellesley def. Bates, 15-11, 15-7, 15-4; Frostburg St. def. Baldwin-Wallace, 3-15, 17-15, 15-10, 15-13; Wittenberg def. Merchant Marine, 15-7, 15-4, 15-7; Mt. St. Joseph def. Frostburg St., 15-3, 15-3, 15-3; Wittenberg def. Ohio Northern 7-15, 15-10, 18-16, 11-15, 19-17; Mt. St. Joseph def. Wittenberg, 15-13, 15-11, 15-5; Wis.-Oshkosh def. Marian (Wis.), 15-2, 15-8, 15-9; St. Mary's (Minn.) def. Fontbonne, 15-9, 15-8, 15-6; Wis.-Oshkosh def. St. Olaf, 15-12, 15-5, 16-14; Central (Iowa) def. St. Mary's (Minn.), 15-6, 15-4, 15-6; Central (Iowa) def. Wis.-Oshkosh, 10-15, 15-7, 15-7, 15-11. **Quarterfinals:** Wis.-Whitewater def. Puget Sound, 16-14, 15-11, 13-15, 9-15, 15-13; Juniata def. Cortland St., 15-5, 15-10, 14-16, 15-8; Washington (Mo.) def. Wellesley, 15-9, 16-14, 15-10; Central (Iowa) def. Mt. St. Joseph, 15-5, 15-6, 15-6. **Semifinals:** Wis.-Whitewater def. Juniata, 15-10, 15-13, 15-8; Central (Iowa) def. Washington (Mo.), 15-9, 15-6, 13-15, 16-14. **Third Place:** Washington (Mo.) def. Juniata, 13-15, 15-13, 15-13, 10-15, 15-12. **Championship:** Central (Iowa) def. Wis.-Whitewater, 15-10, 18-16, 15-3.

2001 Regionals: Benedictine (Ill.) def. Lake Forest, 30-26, 39-37, 21-30, 25-30, 15-13; Elmhurst def. Marian (Wis.), 30-20, 30-26, 30-18; Wis.-Whitewater def. Benedictine (Ill.), 30-17, 30-10, 30-17; Wis.-Oshkosh def. Elmhurst, 30-22, 28-30, 30-19, 30-28; Wis.-Whitewater def. Wis.-Oshkosh, 30-16, 30-26, 30-20; Washington (Mo.) def. Fontbonne, 30-17, 30-25, 30-19; Bethel def. Hunter, 30-14, 30-15, 30-18; Central (Iowa) def. Bethel, 30-25, 30-28, 30-27; Washington (Mo.) def. Wartburg, 30-19, 30-21, 30-16; Washington (Mo.) def. Central (Iowa), 30-23, 30-27, 25-30, 30-21; Vassar def. Skidmore, 25-30, 30-16, 30-27, 30-24; Cortland St. def. Merchant Marine, 30-21, 30-10, 30-21; Nazareth def. Vassar, 30-16, 30-15, 30-21; Ithaca def. Cortland St., 30-26, 30-26, 24-30, 26-30, 15-12; Nazareth def. Ithaca, 29-31, 30-18, 27-30, 30-21, 15-2; Wesleyan (Conn.) def. Western Conn. St., 30-20, 18-30, 31-29, 30-23; Gordon def. Bridgewater St., 30-27, 30-26, 25-30, 30-27; Williams def. Wesleyan (Conn.), 28-30, 30-28, 30-14, 25-30, 15-9; Wellesley def. Gordon, 30-20, 30-16, 31-29; Wellesley def. Williams, 27-30, 30-26, 24-30, 30-25, 15-11; Eastern def. Scranton, 21-30, 32-30, 30-25, 36-34; Gettysburg def. Kean, 30-17, 32-30, 30-27; Juniata def. Eastern, 30-20, 30-14, 30-25; Catholic def. Gettysburg, 30-22, 30-19, 22-30, 30-27; Juniata def. Catholic, 30-20, 30-19, 30-13; Wash. & Lee def. Chris. Newport, 30-21, 30-15, 30-15; East Tex. Baptist def. Maryville (Tenn.), 30-25, 30-26, 26-30, 25-30, 15-7; Emory def. Wash. & Lee, 30-26, 30-23, 30-23; Trinity (Tex.) def. East Tex. Baptist., 30-17, 30-24, 30-25; Trinity (Tex.) def. Emory, 30-24, 30-25, 30-23; Colorado Col. def. Augustana (Ill.), 28-30, 30-23, 30-27, 30-21; La Verne def. Neb. Wesleyan, 30-25, 28-30, 31-33, 30-23, 15-11; Cal St. Hayward def. Colorado Col., 30-14, 24-30, 30-22, 30-15; La Verne def. Whitworth, 30-25, 30-28, 30-19; La Verne def. Cal St. Hayward, 30-21, 19-30, 30-25, 26-30, 15-12; Ohio Northern def. Johnson & Wales, 30-12, 30-10, 30-13; Carnegie Mellon def. Calvin, 30-23, 30-26, 30-23; Ohio Northern def. Wittenberg, 30-28, 30-25, 28-30, 30-23; Mt. St. Joseph def. Carnegie Mellon, 30-24, 30-21, 32-34, 30-20; Mt. St. Joseph def. Ohio Northern, 30-23, 33-35, 30-23, 30-23. **Quarterfinals:** Wis.-Whitewater def. Washington (Mo.), 30-23, 28-30, 28-30, 30-19, 15-9; Wellesley def. Nazareth, 23-30, 30-22, 27-30, 30-26, 15-7; Juniata def. Trinity (Tex.), 30-23, 27-30, 30-25, 30-20; La Verne def. Mt. St. Joseph, 30-25, 30-25, 31-29. **Semifinals:** Wis.-Whitewater def. Wellesley, 30-19, 30-18, 30-19; La Verne def. Juniata, 27-30, 30-28, 30-17, 24-30, 15-8. **Third Place:** Juniata def. Wellesley, 27-30, 30-28, 30-26, 30-26. **Championship:** La Verne def. Wis.-Whitewater 22-30, 33-31, 16-30, 30-26, 15-12.