OFFICIAL 2002

RECORDS



NATIONAL COLLEGIATE

FALL CHAMPIONSHIPS

Results of Fall 2002 NCAA Championships

Chronological History and Records of Championships Conducted Since 1883

Championship Summaries for Each Division, Including Most Team and Individual Titles

Championship Coaching Records

Listings of Most Consecutive Titles for Men's and Women's Championships

NCAA®

THE NATIONAL COLLEGIATE ATHLETIC ASSOCIATION
P.O. Box 6222, Indianapolis, Indiana 46206-6222
317/917-6222
www.ncaa.org

August 2003

Edited By:
Marty Benson, *Assistant Director of Communications.*

Statistical Compilation By:
Mark Bedics, *Assistant Director for Media Coordination.*
J.D. Hamilton, *Assistant Director of Statisics.*

Contributing Editors:
Christina M. Schluep, *Assistant Director of Communications,*
Scott Deitch, *Assistant Director of Communications,*
Ty Halpin, *Assistant Director of Communications,*
Keri Potts, *Assistant Director of Communications,*
Heather Yost, *Assistant Director of Communications.*

Typesetting/Design By:
Brandon Allen, *Production Designer II.*

Cover Design By:
Wayne Davis, *Associate Director of Graphics.*

This is the first of three annual publications recording the history of NCAA Championships. The winter book will be released in October, the spring book in December.

Men's and women's summaries in all three publications are current through the spring 2003 championships. Updated summary information can be found after each championship season via the NCAA Online Web site at www.ncaa.org. To access those summaries, select "News & Publications," "NCAA Publications," "View Online," and "Records," then select the championships records book and summary of your choice.

NCAA, NCAA logo and National Collegiate Athletic Association are registered marks of the Association and use in any manner is prohibited unless prior approval is obtained from the Association.

Copyright, 2003, by the National Collegiate Athletic Association.
Printed in the United States of America.

ISBN 0735-5475
NCAA 17474

Foreword

The 2003-04 academic year marks the 122nd season of the National Collegiate Championships sponsored by the nation's colleges and universities.

This historic series began in the spring of 1883 when Joseph Clark of Harvard captured the first singles title of the National Collegiate Tennis Championships. The NCAA, now with more than 900 member institutions eligible for competition, began to administer collegiate athletics championships in 1921, when the Association sponsored its first outdoor track and field championships. The National Collegiate Tennis Championships became a part of the NCAA series in 1938.

This book chronicles the results of fall men's and women's championships. This season, championship anniversaries include Division I Men's Cross Country (65th), Division III Men's Soccer (30th), National Collegiate Men's Water Polo (35th) and Division II Field Hockey (15th).

National Collegiate Championships competition has a rich tradition of excellence. Each of the championships serves as a stimulus for the development of the particular sport, and the series itself highlights the overall intercollegiate athletics programs of the nation's colleges and universities.

.



Contents

MEN'S FALL CHAMPIONSHIPS (2002 Champion)

Division I Cross Country (Stanford) 10
Division II Cross Country (Western State) 18
Division III Cross Country (Wisconsin-Oshkosh) 25

Division I-AA Football (Western Kentucky) 31
Division II Football (Grand Valley State) 39
Division III Football (Mount Union) 49

Division I Soccer (UCLA) 61
Division II Soccer (Sonoma State) 71
Division III Soccer (Messiah) 77

Water Polo (Stanford) 85

WOMEN'S FALL CHAMPIONSHIPS (2002 Champion)

Division I Cross Country (Brigham Young) 92
Division II Cross Country (Western State) 96
Division III Cross Country (Williams) 100

Division I Field Hockey (Wake Forest) 104
Division II Field Hockey (Bloomsburg) 109
Division III Field Hockey (Rowan) 111

Division I Soccer (Portland) 117
Division II Soccer (Christian Brothers) 126
Division III Soccer (Ohio Wesleyan) 131

Division I Volleyball (Southern California) 138
Division II Volleyball (Brigham Young-Hawaii) 153
Division III Volleyball (Wisconsin-Whitewater) 165

CHAMPIONSHIP WINNING STREAKS

Consecutive Men's National Titles 180
Consecutive Women's National Titles 180
Streaks of Discontinued Sports 181
Longest Streaks 181
Longest Active Streaks 181

COACHING RECORDS

Division I Team Titles 184
Division I Consecutive Team Titles 184
Division II Team Titles 185
Division II Consecutive Team Titles 185
Division III Team Titles 185
Division III Consecutive Team Titles 186

MEN'S SUMMARIES

Division I 188
Division II..... 195
Division III..... 202

WOMEN'S SUMMARIES

Division I 210
Division II..... 214
Division III..... 218

History and Records of the NCAA

NATIONAL COLLEGIATE CHAMPIONSHIPS

Men's and Women's Fencing
Men's Gymnastics
Women's Gymnastics
Women's Ice Hockey
Men's and Women's Rifle
Men's and Women's Skiing
Men's Volleyball
Men's Water Polo
Women's Water Polo

DIVISION I CHAMPIONSHIPS

Baseball
Men's Basketball
Women's Basketball
Men's Cross Country
Women's Cross Country
Field Hockey
Football (Division I-AA)
Men's Golf
Women's Golf
Men's Ice Hockey
Men's Lacrosse
Women's Lacrosse
Women's Rowing
Men's Soccer
Women's Soccer
Women's Softball
Men's Swimming and Diving
Women's Swimming and Diving
Men's Tennis
Women's Tennis
Men's Indoor Track
Women's Indoor Track
Men's Outdoor Track and Field
Women's Outdoor Track and Field
Women's Volleyball
Wrestling

DIVISION II CHAMPIONSHIPS

Baseball
Men's Basketball
Women's Basketball
Men's Cross Country
Women's Cross Country
Field Hockey
Football
Men's Golf
Women's Golf
Men's Lacrosse
Women's Lacrosse
Women's Rowing
Men's Soccer
Women's Soccer
Women's Softball
Men's Swimming and Diving
Women's Swimming and Diving
Men's Tennis
Women's Tennis
Men's Indoor Track
Women's Indoor Track
Men's Outdoor Track and Field
Women's Outdoor Track and Field
Women's Volleyball
Wrestling

DIVISION III CHAMPIONSHIPS

Baseball
Men's Basketball
Women's Basketball
Men's Cross Country
Women's Cross Country
Field Hockey
Football
Men's Golf
Women's Golf
Men's Ice Hockey
Women's Ice Hockey
Men's Lacrosse
Women's Lacrosse
Women's Rowing
Men's Soccer
Women's Soccer
Women's Softball
Men's Swimming and Diving
Women's Swimming and Diving
Men's Tennis
Women's Tennis
Men's Indoor Track
Women's Indoor Track
Men's Outdoor Track and Field
Women's Outdoor Track and Field
Women's Volleyball
Wrestling

School Name/Abbreviation Change Key

SCHOOL **name changes**

Current school name:	Changed from:
Albertson	Col. of Idaho
Alcorn St.	Alcorn A&M
Arcadia	Beaver
Ark.-Pine Bluff	Arkansas AM&N
Armstrong Atlantic	Armstrong St.
Auburn	Alabama Poly
Augusta St.	Augusta
Bemidji St.	Bemidji Teachers
Benedictine (Ill.)	Ill. Benedictine
Bradley	Bradley Tech
C.W. Post	LIU-C.W. Post
UC Davis	California Aggies
Cal Poly	Cal Poly SLO
Cal St. Fullerton	Orange County State College; Orange St.
Case Reserve	Case Institute of Technogoly
UCF	Central Fla.; Florida Tech
Central Okla.	Central St. (Okla.)
Charleston So.	Baptist (S.C.)
Charleston (W.Va.)	Morris Harvey
Charlotte	UNC Charlotte
Chattanooga	Tenn.-Chatt.
Cleveland St.	Fenn
Colorado St.	Colorado A&M
Columbus St.	Columbus
Concordia (Ill.)	Concordia Teachers
DeSales	Allentown
Detroit	Detroit Mercy; Detroit Tech
Dist. Columbia	D.C. Teachers; Federal City
Drexel	Drexel Tech
Duke	Trinity (N.C.)
Eastern Mich.	Michigan Normal
Emporia St.	Kansas St. Normal
FDU-Florham	FDU-Madison
Fresno St.	Fresno Pacific
Ga. Southern	Georgia Teachers
Hawthorne	Nathaniel Hawthorne
Ill.-Chicago	Ill.-Chicago Circle
Illinois St.	Illinois St. Normal; Illinois Normal
Indiana (Pa.)	Indiana St. (Pa.)
Indianapolis	Indiana Central
Iowa St.	Ames
James Madison	Madison
Kent St.	Kent
Lamar	Lamar Tech
Loyola Marymount	Loyola U. of Los Angeles
La.-Lafayette	Southwestern La.
La.-Monroe	Northeast La.
Lynn	College of Boca Raton
Lyon	Arkansas Col.
Me.-Farmington	Farmington St.
Maritime (N.Y.)	N.Y. Maritime
Martin Luther	Northwestern (Wis.)
Md.-East. Shore	Maryland St.
Massachusetts	Massachusetts St.; Massachusetts Agriculture Col.
Mass.-Dartmouth	Southeastern Mass.
Mass. Liberal Arts	North Adams St.
Mass.-Lowell	Lowell; Lowell St.; Lowell Tech
McDaniel	Western Md.
Memphis	Memphis St.
Merchant Marine	King's Point
Middle Tenn.	Middle Tenn. St.
Minn St. Mankato	Mankato St.
Minn. St. Moorhead	Moorhead St.
Mont. St.-Billings	Eastern Montana
Murray St.	Murray Teachers
Neb.-Kearney	Kearney St.
Neb.-Omaha	Omaha
UNLV	Nevada Southern
New England	St. Francis (Me.)
New Jersey City	Jersey City St.
Col. of New Jersey	Trenton St.
N.J. Inst. of Tech.	Newark Engineering
New Mexico St.	New Mexico A&M
New Orleans	Louisiana St. (N.O.)
North Ala.	Florence St.
N.C. Central	North Caro. College
UNC Pembroke	Pembroke St.
North Texas	North Tex. St.
Northern Ariz.	Arizona St.-Flagstaff; Flagstaff Teachers
Northern Colo.	Colorado St. College
Northern Iowa	Iowa Teachers
Oklahoma St.	Oklahoma A&M
Old Dominion	William & Mary (Norfolk)
Pepperdine	George Pepperdine
Philadelphia U.	Phila. Textile
Polytechnic (N.Y.)	New York Poly; Brooklyn Poly
Rhodes	Southwestern (Tenn.)
Rice	Rice Institute
Richard Stockton	Stockton St.
Rowan	Glassboro St.
Sacramento St.	Cal St. Sacramento
Salem Int'l	Salem-Teikyo
Salisbury	Salisbury St.
Southampton	LIU-Southampton
Southern Ind.	Indiana St.-Evansville
Southern Me.	Maine Portland-Gorham; Gorham St. (Me.)
Southern N.H.	New Hamp. Col.
Tennessee St.	Tennessee A&I
Tex. A&M-Commerce	East Texas St.
Tex. A&M-Kingsville	Texas A&I
UTEP	Texas Western
Tex.-Pan American	Pan American
Towson	Towson St.
Truman	Northeast Mo. St., Truman St.
Tulsa	Henry Kendall
U.S. Int'l	Cal Western
Washburn	Lincoln College
Washington St.	Washington Agricultural College
West Ala.	Livingston
West Tex. A&M	West Texas St.
Western Mich.	Western State Teachers
Western N.M.	New Mexico Western
Western Ore.	Oregon Tech; Oregon College of Education
Western St.	Colo. Western
Westmar	Western Union College; Teikyo Westmar
Wichita St.	Fairmount
Widener	Pennsylvania Military College
Wm. Paterson	Paterson St.
Wis.-Eau Claire	Eau Claire Teachers
Wis.-La Crosse	La Crosse Teachers
Wis.-River Falls	River Falls Teachers
Wis.-Superior	Superior Normal; Superior St. Teachers
Xavier	St. Xavier

SCHOOLS **also known as**

Current school name:	Also known as:
UAB	Ala.-Birmingham
Baruch	Bernard M. Baruch
Caltech	Cal Tech
Case Reserve	Case Western Reserve
CCNY	City College of New York
GC&SU	Georgia College and State University
IUPUI	Indiana University-Purdue University at Indianapolis
Lehman	Herbert H. Lehman
Long Island	LIU-Brooklyn
LSU	Louisiana St.
UMBC	Md.-Balt. County
UMKC	Mo.-Kansas City
Merchant Marine	Kings Point
MIT	Massachusetts Institute of Technology
NYIT	New York Tech
UNLV	Nevada-Las Vegas
Sewanee	University of the South
Southern U.	Southern-B.R.
UTEP	Texas-El Paso
TCU	Texas Christian
UCLA	University of California, Los Angeles
VMI	Va. Military
WPI	Worcester Poly Inst., Worcester Tech

The National Collegiate Championship Series
A Brief Chronological History

1883 First National Collegiate Tennis Championships hosted by Trinity College, Hartford, Connecticut, and sponsored by the U.S. Lawn Tennis Association.

1897 First National Collegiate Golf Championships at Ardsley Casino, New York; conducted by the Intercollegiate Golf Association of America.

1906 MARCH 31. Formation of the Intercollegiate Athletic Association.

1910 DECEMBER 29. Changed name to National Collegiate Athletic Association. Seven geographical districts created.

1911 DECEMBER 28. Number of geographical districts expanded to eight.

1916 DECEMBER 28. Number of geographical districts expanded to nine.

1921 JUNE 17-18. First National Collegiate Outdoor Track and Field Championships hosted by the University of Chicago under the auspices of the NCAA.

1924 Number of geographical districts reduced to eight.

1939 JUNE 24-29. National Collegiate Golf Championships first sponsored by the NCAA.

1941 National Collegiate Tennis Championships sponsored solely by the NCAA.

1981 NOVEMBER 21. First women's championships sponsored by the NCAA included Division II women's cross country hosted by Southeast Missouri State University, Cape Girardeau, Missouri; Division III women's cross country hosted by Carthage College, Kenosha, Wisconsin; Division II field hockey hosted by Pfeiffer College, Misenheimer, North Carolina; and Division III field hockey hosted by Westfield State College, Westfield, Massachusetts. The first women's Division I championship sponsored by the NCAA was for field hockey, hosted by University of Connecticut, Storrs, Connecticut, November 21-22.

1985 Division I Men's Basketball Championship bracket expanded to 64 teams.

1991 Starting in the fall, Division II and III individual champions were no longer permitted to compete in Division I championships.

1994 Division I Women's Basketball Championship field expanded to 64 teams.

1996 Abilene Christian University became first institution to win all four track championships in any division.

1997 Stanford became first school to win six team championships (sweeps of cross country, volleyball and tennis) in one year.

JUNE 1. NCAA announced it would move its national office from Overland Park, Kansas, to Indianapolis in 1999.

AUGUST 1. NCAA's federated governance structure went into effect.

Washington defeated Princeton in the inaugural National Collegiate Women's Rowing Championship.

1998 JANUARY 7. Midseason rules changes in the sport of wrestling, caused by the deaths of three student-athletes during weight-loss activities, took effect.

1999 JULY 26. NCAA's new national office opened in Indianapolis.

NCAA adopted baseball standards relating to non-wood bats, putting limits on the diameter, weight and length differential.

2001 MARCH 23-25. Minnesota-Duluth defeats St. Lawrence, 4-2, in the inaugural National Collegiate Championship for women's ice hockey, staged in Minneapolis.

2001 MAY 19-20. UCLA defeated Stanford, 5-4, in the inaugural National Collegiate Women's Water Polo Championship, held at Stanford.

2002 MARCH 29-31. The Women's Final Four was played in a dome for the first time, drawing a crowd of 29,619, the largest ever to witness a women's basketball game.

MAY 31-JUNE 2. The inaugural Division II Women's Rowing Championship and Division III Women's Championship are held at Indianapolis' Eagle Creek Park. UC Davis was the Division II champion and Williams won Division III.

2003 Division I Softball Championship expanded its bracket from 48 to 64 teams.

Divisions I, II and III Men's Lacrosse Championships were played in the same stadium for the first time. The Division I championship drew 37,944, the largest crowd to witness a men's lacrosse game and the largest to witness any NCAA championship game other than Division I men's basketball. The Division I bracket expanded from 12 to 16 teams.

The Men's College World Series changed its format so that the finals moved from a single game to a best-two-of-three-game series.

(Note: All championships before 1981 were men's championships.)



Men's Fall Championships

Cross Country 10
Football 31
Soccer 61
Water Polo 85

Cross Country

DIVISION I

Photo by Ron Hoskins/NCAA Photos

Grant Robison (624) placed third and Donald Sage (626) finished sixth for team champion Stanford.

2002 Championships

Edited by: Scott Deitch.

Highlights

Cardinal Comfortably: Stanford had four finishers in the top 10 to secure its third crown November 25 at Indiana State. The Cardinal's team score of 47 points gave the team a 60-point margin over second-place Wisconsin.

Grant Robison was Stanford's leader, placing third with a time of 29:36.7 for 10,000 meters. Louis Luchini was fifth and Donald Sage sixth for the Cardinal, with Ian Dobson rounding out the top-10 quartet in ninth place.

Matt Tegenkamp led Wisconsin, finishing 12th. Boaz Cheboiywo of Eastern Michigan, the 2001 individual champion, came in seventh and the Eagles placed third in the team standings.

Jorge Torres of Colorado became the Buffaloes' third individual winner in 29:04.7. Torres was second to Cheboiywo in 2001, and also was runner-up in the 5,000-meter run at the 2002 indoor and outdoor track and field championships.

Alistair Cragg of Arkansas finished 1.3 seconds behind Torres, but there was a 30-second gap between Cragg and Robison.

For more, see the December 9, 2002, issue of The NCAA News at www.ncaa.org on the World Wide Web.

TEAM STANDINGS

1. *Stanford	47
2. Wisconsin	107
3. Eastern Mich.	165
4. Colorado	190
5. Oregon	210
6. Arkansas	214
7. Northern Ariz.	247
8. Michigan	309
9. Central Mich.	337
10. Iona	376
11. Montana St.	392
12. Villanova	398
13. Providence	406
14. William & Mary	407
15. Weber St.	436
16. Brigham Young	443
17. Minnesota	449
18. Georgetown	458
19. Butler	496
20. Ohio St.	499
21. Southern Methodist	526
22. Notre Dame	527
23. North Carolina St.	552
Texas	552
25. Indiana	565
26. Texas A&M	569
27. Colorado St.	592
28. Alabama	598
29. Iowa	617
30. Michigan St.	646
31. Tennessee	647

**Team Places: Grant Robison 3, Louis Luchini 5, Donald Sage 6, Ian Dobson 8, Adam Tenforde 25.*

INDIVIDUAL RESULTS

1. Jorge Torres, Colorado, 29:04.7; 2. Alistair Cragg, Arkansas, 29:06.0; 3. Grant Robison, Stanford, 29:36.7; 4. Mark Tucker, Butler, 29:37.5; 5. Louis Luchini, Stanford, 29:41.0; 6. Donald Sage, Stanford, 29:44.4; 7. Boaz Cheboiywo, Eastern Mich., 29:46.1; 8. Tom McArdle, Dartmouth, 29:46.3; 9. Ian Dobson, Stanford, 29:47.2; 10. Ed Torres, Colorado, 29:47.7.

11. David Kimani, Alabama, 29:48.0; 12. Matt Tegenkamp, Wisconsin, 29:49.1; 13. Gavin Thompson, Eastern Mich., 29:51.4; 14. Daniel Lincoln, Arkansas, 29:59.3; 15. Richard Kiplagat, Iona, 30:00.4; 16. Antony Ford, Montana, 30:01.0; 17. Mindaugas Pukstas, Southern Methodist, 30:15.5; 18. Seth Watkins, Northern Ariz., 30:16.2; 19. Lyle Weese, Montana St., 30:16.5; 20. Jason Hartmann, Oregon, 30:17.9.

21. Isaiah Festa, Wisconsin, 30:18.9; 22. Nate Brannen, Michigan, 30:20.4; 23. Bobby Lockhart, Wisconsin, 30:20.7; 24. Adam Wallace, Wisconsin, 30:21.3; 25. Westly Keating, Tex.-Pan American, 30:21.5; 26. Dusty Lieb, Pennsylvania, 30:21.5; 27. Adam Sutton, Providence, 30:22.6; 28. Nick Willis, Michigan, 30:24.7; 29. Adam Tenforde, Stanford, 30:25.2; 30. Ed Moran, William & Mary, 30:27.5.

31. Jason Sandfort, Arkansas, 30:29.1; 32. Andrew Carlson, Minnesota, 30:29.2; 33. Kip Kangogo, Brigham Young, 30:29.4; 34. Ryan Andrus, Oregon, 30:30.0; 35. Tristen Perlberg, Central Mich., 30:30.4; 36. Adrian Blincoe, Villanova, 30:30.7; 37. Ryan Hall, Stanford, 30:31.0; 38. Simon Bairu, Wisconsin, 30:34.0; 39. Jake Flynn, Central Mich., 30:35.1; 40. Joel David, Eastern Mich., 30:36.3.

41. Eric Logsdon, Oregon, 30:36.5; 42. Bill Nelson, Colorado, 30:37.1; 43. Brett Holts, Oregon, 30:37.8; 44. Jochen Dieckfoss, Boston U., 30:39.0; 45. Mike Smith, Georgetown, 30:39.5; 46. Andrew Marsh, Michigan St., 30:40.1; 47. Jordan Desilets, Eastern Mich., 30:40.5; 48. Jason Meany, Clemson, 30:40.9; 49. Casey Jermyn, Montana St., 30:41.2; 50. Devin Swann, North Carolina St., 30:41.8.

51. Nurani Sheikh, Northern Ariz., 30:42.9; 52. Jonathan Fasulo, Villanova, 30:43.8; 53. Jeremy Tolman, Weber St., 30:44.7; 54. Ryan Sheehan, St. Francis (Pa.), 30:45.0; 55. Fasil Bizuneh, Arizona St., 30:46.1; 56. Daniel Hocking, New Hampshire, 30:47.2; 57. Derrick Butler, Ohio St., 30:47.5; 58. David Patterson, North Carolina St., 30:48.2; 59. Chris Williams, Duke, 30:48.5; 60. Dalibor Balgac, Southern Methodist, 30:48.8.

61. Steve Sundell, Columbia, 30:49.4; 62. Mike Mwangong, Iowa St., 30:49.8; 63. Tim Moore. Notre Dame, 30:50.0; 64. Steve Slattery, Colorado, 30:50.7; 65. Christian Goy, Illinois St., 30:51.6; 66. Todd Witzleben, La Salle, 30:52.5; 67. Lewis Jones, Brigham Young, 30:53.4; 68. Mike Altieri, Wake Forest, 30:54.0; 69. Delfino Arevalo, Utah, 30:54.4; 70. Terah Kipchiris, Coastal Caro., 30:54.5.

71. Andy Weilacher, Northern Ariz., 30:54.7; 72. Tyler McCahe, Providence, 30:54.8; 73. Luke Humphrey, Central Mich., 30:55.6; 74. Ryan Malmin, Minnesota, 30:56.0; 75. Scott Shaw, Clemson, 30:56.8; 76. Ben Dawson, Texas, 30:57.0; 77. John Jefferson, Indiana, 30:57.4; 78. Silverus Kimeli, Arkansas, 30:57.6; 79. Kyle King, Baylor, 30:57.8; 80. Todd Mobley, Notre Dame, 30:58.9.

81. Joe McAlister, Iona, 30:59.2; 82. John O'Connor, William & Mary, 30:59.5; 83. Peter Kiprono, Alabama, 30:59.8; 84. James Bowler, Nebraska, 31:00.2; 85. Kjetil Ramstad, Drake, 31:00.6; 86. Travis Laird, Northern Ariz., 31:01.6; 87. Bashar Ibrahim, UTEP, 31:02.2; 88. Kevin Barra, Texas, 31:03.1; 89. Henrick Ahnstrom, Northern Ariz., 31:03.5; 90. Steve Crane, Eastern Mich., 31:03.8.

91. Sean Jefferson, Indiana, 31:04.0; 92. Kevin Murphy, Montana St., 31:04.2; 93. Andrew Cook, Texas A&M, 31:04.2; 94. Joel Atwater, Weber St., 31:05.0; 95. Jon Lewis, Texas A&M, 31:05.8; 96. Chris Toloff, Michigan St., 31:06.6; 97. Matt Esche, Iowa, 31:06.9; 98. Rod Koborsi, Georgetown, 31:07.1; 99. Peter Meindl, Stanford, 31:07.4; 100. Patrick Gildea, Tennessee, 31:07.6.

101. Matt Harriman, Portland, 31:08.0; 102. Kurtis Marlowe, North Carolina St., 31:08.3; 103. Thomas Greenless, Michigan, 31:08.6; 104. Joseph Duke, Arizona St., 31:08.8; 105. Brian Dunn, Butler, 31:09.3; 106. Mark Smyth, Iona, 31:09.9; 107. Joep Tigchelaar, Florida St., 31:10.1; 108. James Hower, Georgetown, 31:10.5; 109. Dylan Wykes, Providence, 31:11.2; 110. Javon Broderick, Georgetown, 31:11.8.

111. Mark Menefee, Kansas 31:12.5; 112. John Lucas, Oregon, 31:13.0; 113. Matt Keally, William & Mary, 31:13.5; 114. Will McComb, Minnesota, 31:14.5; 115. Tim Keller, Wisconsin, 31:15.5; 116. Jon Severy, Colorado, 31:16.5; 117. Andrew Smith, South Fla., 31:17.0; 118. Raegan Robb, Colorado St., 31:17.0; 119. Erick Too, Fairleigh Dickinson, 31:17.8; 120. Nic Stanko, Michigan, 31:18.1.

121. Sean Moore, Michigan, 31:18.2; 122. Tyler Williams, Northern Ariz., 31:18.7; 123. Rob Myers, Ohio St., 31:18.9; 124. Jacob Frey, William & Mary, 31:19.1; 125. Ryan Hayden, Villanova, 31:19.5; 126. Dave Ernsberger, Central Mich., 31:19.8; 127. Brent Corbitt, Ark.-Little Rock, 31:19.8; 128. Patrick Dunn, Villanova, 31:20.8; 129. Aaron Fisher, Ohio St., 31:21.2; 130. Nathan Long, Weber St., 31:21.9.

131. Ken Richardson, Weber St., 31:22.0; 132. Graeme Reid, Iona, 31:24.2; 133. Jonathan Gibson, Montana St., 31:24.3; 134. Chris Reis, Cincinnati, 31:25.6; 135. Andy Carman, Brigham Young, 31:26.4; 136. Gary Blackman, Butler, 31:26.7; 137. Eric Bell, Tennessee, 31:28.1; 138. Austin Vigil, Colorado St., 31:29.1; 139. Micah Vandenend, Iowa, 31:29.7; 140. Josh Glaab, Colorado St., 31:31.5.

141. Dylan Olchin, Colorado St., 31:31.5; 142. Robert Wade, Loyola (Ill.), 31:31.9; 143. Chris Mulvaney, Arkansas, 31:32.5; 144. Juan de Bastos, Texas A&M, 31:32.6; 145. Corbin Talley, Weber St., 31:32.6; 146. Jerry Claunch, Miami (Ohio), 31:33.3; 147. Peter Riley, Iona, 31:33.4; 148. Mike Olaque, Houston, 31:33.7; 149. Brendan Doyle, Iona, 31:34.1; 150. Jeff Davis, Central Mich., 31:34.3.

151. David Alber, Notre Dame, 31:35.1; 152. Jeff Wood, Texas, 31:35.8; 153. Andrew McKessock, Minnesota, 31:36.2; 154. Pat Moulton, Providence, 31:36.7; 155. Jason Bill, Illinois, 31:37.0; 156. Matt Gonzales, New Mexico, 31:37.8; 157. Chad Durham, Brigham Young, 31:39.2; 158. Pat Guidera, Providence, 31:40.3; 159, Marc Pelerin, Villanova, 31:41.3; 160. Noel Paulson, Oregon, 31:42.0.

161. Dan Glaz, Ohio St., 31:42.5; 162. Colin Steele, Wisconsin, 31:42.9; 163. Thomas Parlapiano, Villanova, 31:44.4; 164. Soeren Linder, Southern Methodist, 31:45.8; 165. Sjaan Gerth, Ohio St., 31:46.0; 166. Don Wilkins, Central Mich., 31:46.7; 167. Dan Haut, Iowa, 31:47.0; 168. Eric Redman, Indiana, 31:49.7; 169. Steve Barrus, Brigham Young, 31:50.9; 170. Charlie Hurt, William & Mary, 31:51.5.

171. Anthony Rakaric, Iowa, 31:51.8; 172. Paul Pobursky, Eastern Mich., 31:52.4; 173. Steve Vernon, Butler, 31:52.7; 174. Jon White, Ohio St., 31:53.0; 175. Adam Otstot, William & Mary, 31:53.0; 176. Tyler Stanfield, Alabama, 31:54.6; 177. Ed Davis, Tennessee, 31:54.8; 178. Tom Burns, Indiana, 31:55.2; 179. Eric Morrison, Notre Dame, 31:56.9; 180. Matt Penza, Ohio St., 31:57.5.

181. West Garrett, William & Mary, 31:58.2; 182. Graham Davidson, Southern Methodist, 31:58.6; 183. Ryan Hesselink, Michigan, 31:59.1; 184. Jason Mueller, Michigan St., 31:59.7; 185. Zach Zeller, Texas, 32:00.5; 186. Scott Defilippis, Tennessee, 32:01.4; 187. Payton Batliner, Colorado, 32:02.3; 188. Ryan Johnson, Notre Dame, 32:02.8; 189. Trent Hooper, Weber St., 32:03.3; 190. Brian McKiustry, Texas A&M, 32:03.8.

191. Michael Bialick, Minnesota, 32:03.9; 192. Tommy Bonn, Texas A&M, 32:04.2; 193. Kevin Clary, Montana St., 32:04.7; 194. Mark Floreani, Texas, 32:04.9; 195. Nigel Wray, Iona, 32:05.3; 196. Bart Phariss, Indiana, 32:05.5; 197. David Jackson, Cal Poly, 32:07.6; 198. Feder Estelus, Eastern Mich., 32:09.0; 199. Jayme D'Agnolo, Texas A&M, 32:10.5; 200. Riley Cook, Weber St., 32:11.5.

201. Dan Trainor, Iowa, 32:12.6; 202. Westley Alkin, Arkansas, 32:17.7; 203. Brad Bennett, Butler, 32:18.2; 204. Gediminas Banevicious, Chattanooga, 32:18.9; 205. Stephen Haas, Indiana, 32:19.4; 206. Steve Klein, Tennessee, 32:21.7; 207. Bret Schoolmeester, Colorado, 32:22.8; 208. Toby Henkels, Minnesota, 32:23.6; 209. Ammon Larsen, Colorado St., 32:26.7; 210. Pete Remein, Central Mich., 32:27.0.

211. Chris Lukezic, Georgetown, 32:27.8; 212. Shane Ahlers, Oregon, 32:28.2; 213. Matt Adams, Brigham Young, 32:30.7; 214. Nathan Robison, Brigham Young, 32:31.6; 215. Nathan Purcell, Indiana, 32:32.7; 216. Bill Michel, Colorado St., 32:35.4; 217. Todd Fayant, Alabama, 32:37.4; 218. Tim Kelly, Tennessee, 32:38.2; 219. Cleve Thorson, Michigan St., 32:40.0; 220. Jason Jabaut, Villanova, 32:41.7.

221. Jeremy Wolf, Montana St., 32:42.0; 222. Sebastian Hock, Southern Methodist, 32:44.3; 223. Brian Kerwin, Notre Dame, 32:44.5; 224. Bryce Ruiz, North Carolina St., 32:47.7; 225. Brian Rae, Iowa, 32:49.2; 226. Bill Peterman, Butler, 32:53.6; 227. Dylan Welsh, Georgetown, 32:54.8; 228. Matt Cainciulli, Colorado St., 32:56.8; 229. Joseph Welter, Iowa, 33:04.0; 230. Dean Bowker, North Carolina St., 33:04.7.

231. David Christian, North Carolina St., 33:05.1; 232. Amos Skinner, Southern Methodist, 33:05.8; 233. Lennon Wicks, Butler, 33:06.1; 234. Brian Turner, Michigan, 33:07.5; 235. Luis Bordes, Arkansas, 33:11.5; 236. Joe Dionne, Providence, 33:13.0; 237. Brian Wilson, Michigan St., 33:17.2; 238. Ricky Brookshire, North Carolina St., 33:19.3; 239. John Keane, Notre Dame, 33:21.0; 240. Kevin McDonough, Alabama, 33:21.6.

241. Martin Fagan, Providence, 33:26.7; 242. Rob Cloutier, Tennessee, 33:31.4; 243. Joe Lanzillotti, Texas A&M, 33:38.7; 244. Matthew Holcom, Montana St., 33:47.1; 245. Cameron Keel, Texas, 33:52.0; 246. Steve Greenwell, Southern Methodist, 33:59.9; 247. Aaron Norton, Alabama, 34:14.9; 248. Dan Tebbano, Georgetown, 34:29.1; 249. Charlie Koeppen, Northern Ariz., 34:29.9; 250. Steve Sherer, Michigan St., 34:55.7.

251. James Johnson, Michigan St., 35:46.6.

History

Team Results

Year	Champion	Coach	Points	Runner-Up	Points	Host or Site
1938	Indiana	Earle Hayes	51	Notre Dame	61	Michigan St.
1939	Michigan St.	Lauren Brown	54	Wisconsin	57	Michigan St.
1940	Indiana	Earle Hayes	65	Eastern Mich.	68	Michigan St.
1941	Rhode Island	Fred Tootell	83	Penn St.	110	Michigan St.
1942	Indiana	Earle Hayes	57			Michigan St.
	Penn St.	Charles Werner	57			
1944	Drake	Bill Easton	25	Notre Dame	64	Michigan St.
1945	Drake	Bill Easton	50	Notre Dame	65	Michigan St.
1946	Drake	Bill Easton	42	New York U.	98	Michigan St.
1947	Penn St.	Charles Werner	60	Syracuse	72	Michigan St.
1948	Michigan St.	Karl Schlademan	41	Wisconsin	69	Michigan St.
1949	Michigan St.	Karl Schlademan	59	Syracuse	81	Michigan St.
1950	Penn St.	Charles Werner	53	Michigan St.	55	Michigan St.
1951	Syracuse	Robert Grieve	80	Kansas	118	Michigan St.
1952	Michigan St.	Karl Schlademan	65	Indiana	68	Michigan St.
1953	Kansas	Bill Easton	70	Indiana	82	Michigan St.
1954	Oklahoma St.	Ralph Higgins	61	Syracuse	118	Michigan St.
1955	Michigan St.	Karl Schlademan	46	Kansas	68	Michigan St.
1956	Michigan St.	Karl Schlademan	28	Kansas	88	Michigan St.
1957	Notre Dame	Alex Wilson	121	Michigan St.	127	Michigan St.
1958	Michigan St.	Francis Dittrich	79	Western Mich.	104	Michigan St.
1959	Michigan St.	Francis Dittrich	44	Houston	120	Michigan St.
1960	Houston	John Morriss	54	Michigan St.	80	Michigan St.
1961	Oregon St.	Sam Bell	68	San Jose St.	82	Michigan St.
1962	San Jose St.	Dean Miller	58	Villanova	69	Michigan St.
1963	San Jose St.	Dean Miller	53	Oregon	68	Michigan St.
1964	Western Mich.	George Dales	86	Oregon	116	Michigan St.
1965	Western Mich.	George Dales	81	Northwestern	114	Kansas
1966	Villanova	James Elliott	79	Kansas St.	155	Kansas
1967	Villanova	James Elliott	91	Air Force	96	Wyoming
1968	Villanova	James Elliott	78	Stanford	100	Manhattan

Year	Champion	Coach	Points	Runner-Up	Points	Host or Site
1969	UTEP	Wayne Vandenburg	74	Villanova	88	Manhattan
1970	Villanova	James Elliott	85	Oregon	86	William & Mary
1971	Oregon	Bill Dellinger	83	Washington St.	122	Tennessee
1972	Tennessee	Stan Huntsman	134	East Tenn. St.	148	Houston
1973	Oregon	Bill Dellinger	89	UTEP	157	Washington St.
1974	Oregon	Bill Dellinger	77	Western Ky.	110	Indiana
1975	UTEP	Ted Banks	88	Washington St.	92	Penn St.
1976	UTEP	Ted Banks	62	Oregon	117	North Texas
1977	Oregon	Bill Dellinger	100	UTEP	105	Washington St.
1978	UTEP	Ted Banks	56	Oregon	72	Wisconsin
1979	UTEP	Ted Banks	86	Oregon	93	Lehigh
1980	UTEP	Ted Banks	58	Arkansas	152	Wichita St.
1981	UTEP	Ted Banks	17	Providence	109	Wichita St.
1982	Wisconsin	Dan McClimon	59	Providence	138	Indiana
1983	*UTEP	Larry Heidebrecht	108	Wisconsin	164	Lehigh
1984	Arkansas	John McDonnell	101	Arizona	111	Penn St.
1985	Wisconsin	Martin Smith	67	Arkansas	104	Marquette
1986	Arkansas	John McDonnell	69	Dartmouth	141	Arizona
1987	Arkansas	John McDonnell	87	Dartmouth	119	Virginia
1988	Wisconsin	Martin Smith	105	Northern Ariz.	160	Iowa St.
1989	Iowa St.	Bill Bergan	54	Oregon	72	Navy
1990	Arkansas	John McDonnell	68	Iowa St.	96	Tennessee
1991	Arkansas	John McDonnell	52	Iowa St.	114	Arizona
1992	Arkansas	John McDonnell	46	Wisconsin	87	Indiana
1993	Arkansas	John McDonnell	31	Brigham Young	153	Lehigh
1994	Iowa St.	Bill Bergan	65	Colorado	88	Arkansas
1995	Arkansas	John McDonnell	100	Northern Ariz.	142	Iowa St.
1996	Stanford	Vin Lananna	46	Arkansas	74	Arizona
1997	Stanford	Vin Lananna	53	Arkansas	56	Furman
1998	Arkansas	John McDonnell	97	Stanford	114	Kansas
1999	Arkansas	John McDonnell	58	Wisconsin	185	Indiana
2000	Arkansas	John McDonnell	83	Colorado	94	Iowa St.
2001	Colorado	Mark Wetmore	90	Stanford	91	Furman
2002	Stanford	Vin Lananna	47	Wisconsin	107	Indiana St.

**Participation in the championships vacated by the NCAA Committee on Infractions.*

(Note: No meet held in 1943.)

TEAM CHAMPIONSHIPS

(Note: Totals include co-championships.)

Arkansas 11, Michigan St. 8, UTEP 7, Oregon 4, Villanova 4, Drake 3, Indiana 3, Penn St. 3, Stanford 3, Wisconsin 3, Iowa St. 2, San Jose St. 2, Western Mich. 2, Colorado, Houston, Kansas, Notre Dame, Oklahoma St., Oregon St., Rhode Island, Syracuse, Tennessee, 1 each.

INDIVIDUAL CHAMPIONSHIPS

Washington St. 7, Kansas 5, Oregon 4, Arkansas 3, Colorado 3, Indiana 3, UTEP 3, Arizona 2, Drake 2, Houston 2, Iowa St. 2, Notre Dame 2, Rhode Island 2, Western Ky. 2, Wisconsin 2, Air Force, Ashland, Brigham Young, East Tenn. St., Eastern Mich., Georgetown, Illinois, Iowa, Loyola (Ill.), Michigan St., North Carolina, Ohio, Ohio Wesleyan, Oregon St., Providence, South Ala., Southern California, Texas, UCLA, Villanova, 1 each.

Championships Records

TEAM SCORE

17—UTEP (Mathews Motshwarateu 1, Michael Musyoki 2, Gabriel Kaman 3, Suleiman Nyambui 5, Gidamis Shahanga 6), 1981.

INDIVIDUAL TITLES

3—Gerry Lindgren, Washington St., 1966-67-69; Steve Prefontaine, Oregon, 1970-71-73; Henry Rono, Washington St., 1976-77-79.

Individual Champions

1938 Greg Rice, Notre Dame, 20:12.9
1939 Walter Mehl, Wisconsin, 20:30.9
1940 Gilbert Dodds, Ashland, 20:30.2
1941 Fred Wilt, Indiana, 20:32.1
1942 Oliver Hunter, Notre Dame, 20:18.0

1944 Fred Feiler, Drake, 21:04.2
1945 Fred Feiler, Drake, 21:14.2
1946 Quentin Brelsford, Ohio Wesleyan, 20:22.9
1947 Jack Milne, North Carolina, 20:41.1
1948 Robert Black, Rhode Island, 19:52.3

1949 Robert Black, Rhode Island, 20:25.7
1950 Herb Semper, Kansas, 20:31.7
1951 Herb Semper, Kansas, 20:09.5
1952 Charles Capozzoli, Georgetown, 19:36.7
1953 Wes Santee, Kansas, 19:43.5

1954 Allen Frame, Kansas, 19:54.2
1955 Charles Jones, Iowa, 19:57.4
1956 Walter McNew, Texas, 19:55.7
1957 Max Truex, Southern California, 19:12.3
1958 Crawford Kennedy, Michigan St., 20:07.1

1959 Al Lawrence, Houston, 20:35.7
1960 Al Lawrence, Houston, 19:28.2
1961 Dale Story, Oregon St., 19:46.6
1962 Tom O'Hara, Loyola (Ill.), 19:20.3
1963 Victor Zwolak, Villanova, 19:35.0

1964 Elmore Banton, Ohio, 20:07.5
1965 John Lawson, Kansas, 29:24.0
1966 Gerry Lindgren, Washington St., 29:01.4
1967 Gerry Lindgren, Washington St., 30:45.6
1968 Michael Ryan, Air Force, 29:16.8

1969 Gerry Lindgren, Washington St., 28:59.2
1970 Steve Prefontaine, Oregon, 28:00.2
1971 Steve Prefontaine, Oregon, 29:14
1972 Neil Cusack, East Tenn. St., 28:23
1973 Steve Prefontaine, Oregon, 28:14.8

1974 Nick Rose, Western Ky., 29:22.00
1975 Craig Virgin, Illinois, 28:23.3
1976 Henry Rono, Washington St., 28:06.60
1977 Henry Rono, Washington St., 28:33.5
1978 Alberto Salazar, Oregon, 29:29.7

1979 Henry Rono, Washington St., 28:19.6
1980 Suleiman Nyambui, UTEP, 29:04.0
1981 Mathews Motshwarateu, UTEP, 28:45.6
1982 Mark Scrutton, Colorado, 30:12.6
1983 Zakarie Barie, UTEP, 29:20.0

1984 Ed Eyestone, Brigham Young, 29:28.8
1985 Timothy Hacker, Wisconsin, 29:17.88
1986 Aaron Ramirez, Arizona, 30:27.53
1987 Joe Falcon, Arkansas, 29:14.97
1988 Bob Kennedy, Indiana, 29:20

1989 John Nuttall, Iowa St., 29:30.55
1990 Jonah Koech, Iowa St., 29:05
1991 Sean Dollman, Western Ky., 30:17.1
1992 Bob Kennedy, Indiana, 30:15.3
1993 Josephat Kapkory, Washington St., 29:32.4

1994 Martin Keino, Arizona, 30:08.7
1995 Godfrey Siamusiye, Arkansas, 30:09
1996 Godfrey Siamusiye, Arkansas, 29:49
1997 Mebrahtom Keflezighi, UCLA, 28:54
1998 Adam Goucher, Colorado, 29:26.9

1999 David Kimani, South Ala., 30:06.6
2000 Keith Kelly, Providence, 30:14.5
2001 Boaz Cheboiywo, Eastern Mich., 28:47
2002 Jorge Torres, Colorado, 29:04.7

Race Distance 1938-64: 4 miles; 1965-75: 6 miles; 1976-2002: 10,000 meters.

Team Finishes

Team (Years Participated)	Yrs.	1st	2nd	3rd	4th	5th	Best Finish (Year[s])
Abilene Christian (1966)	1	0	0	0	0	0	14th (1966)
Air Force (1959-60-61-64-67-68-71-81-91-2000-01)	11	0	1	0	0	0	2nd (1967)
Alabama (1970-72-73-76-89-94-96-97-99-2000-01-02)	12	0	0	0	0	0	7th (1989)
Albion (1950)	1	0	0	0	0	0	9th (1950)
Alfred (1938-39-40-59-60)	5	0	0	0	0	1	5th (1938)
American (1971)	1	0	0	0	0	0	19th (1971)
Appalachian St. (1994)	1	0	0	0	0	0	21st (1994)
Arizona (1972-76-77-78-80-81-82-83-84-85-86-87-90-91-92-94-98-99-2000-01)	20	0	1	1	2	0	2nd (1984)
Arizona St. (1999-2001)	2	0	0	0	0	0	14th (1999)
Arkansas (1957-58-66-72-74-75-76-77-78-79-80-81-82-83-84-85-86-87-88-89-90-91-92-93-94-95-96-97-98-99-2000-01-02)	33	11	4	3	0	2	1st (1984-86-87-90-91-92-93-95-98-99-2000)
Army (1949-58-59-60-61-65-78-86-93-96)	10	0	0	1	0	1	3rd (1958)
Auburn (1978-79-80-85)	4	0	0	0	0	1	5th (1979)
Ball St. (1971-89)	2	0	0	0	0	0	18th (1971)
Baylor (1994)	1	0	0	0	0	0	19th (1994)
Beloit (1954)	1	0	0	0	0	0	14th (1954)
Boise St. (1973-76-96)	3	0	0	0	0	0	8th (1996)
Boston College (1984)	1	0	0	0	0	0	T11th (1984)
Boston U. (1979-81-85-86-89-90-91-93-94-96)	10	0	0	1	0	0	3rd (1986)
Bowling Green (1951-57-61-63-64-69-70-71-72)	9	0	0	0	0	0	6th (1972)
Brigham Young (1964-65-67-70-72-74-75-76-77-83-84-85-89-93-95-99-2000-01-02)	19	0	1	0	1	2	2nd (1993)
Brown (1963-87-92-96)	4	0	0	0	0	0	9th (1987)
Bucknell (1978-79-80-81-82-86-87-88-91)	9	0	0	0	0	0	12th (1982)
Buffalo St. (1956-57-61)	3	0	0	0	0	0	14th (1956)
Butler (1998-2001-02)	3	0	0	0	0	0	16th (1998)
UC Irvine (1977-86-87)	3	0	0	0	0	0	11th (1986)
UC Santa Barb. (2001)	1	0	0	0	0	0	17th (2001)
Cal Poly (1999)	1	0	0	0	0	0	29th (1999)
Cal Poly Pomona (1968-69)	2	0	0	0	0	0	8th (1968)
Central Mich. (1958-61-88-89-98-2002)	6	0	0	0	0	0	9th (2002)
Chattanooga (1998)	1	0	0	0	0	0	31st (1998)
Chicago (1954)	1	0	0	0	0	0	13th (1954)
Cincinnati (1969-70)	2	0	0	0	0	0	24th (1969)
Citadel (1970)	1	0	0	0	0	0	39th (1970)
Clemson (1977-78-80-81-82-83-84-87-88)	9	0	0	0	2	0	4th (1983-88)
Cleveland St. (1977-79)	2	0	0	0	0	0	11th (1977)
Colorado (1957-62-65-66-67-68-70-71-73-75-76-77-78-79-80-82-84-85-86-87-89-92-93-94-95-96-97-98-99-2000-01-02)	32	1	2	4	4	4	1st (2001)
Colorado St. (1960-66-75-78-79-2000-01-02)	8	0	0	0	0	1	5th (1960)
Connecticut (1941-56-68-69-80-90)	6	0	0	1	0	0	3rd (1941)
Cornell (1957-70-71-77-92)	5	0	0	0	0	0	7th (1957)
Cornell College (1942-48)	2	0	0	0	0	0	9th (1942)
Dartmouth (1975-76-80-83-86-87-88-89-91-93-94-95-98-99-2000-01)	16	0	2	0	0	1	2nd (1986-87)
Drake (1938-39-40-44-45-46-47-51-52-58-63-64-66-67-68)	15	3	0	2	1	0	1st (1944-45-46)
Duke (1957-58-70-71-74-77-98-2000-01)	9	0	0	0	0	0	11th (1974)
Earlham (1940)	1	0	0	0	0	0	10th (1940)
East Caro. (1970)	1	0	0	0	0	0	37th (1970)
East Tenn. St. (1970-71-72-73-74-75-76-77-78-79-80-81-82-83-91-92)	16	0	1	0	2	2	2nd (1972)
Eastern Mich. (1939-40-41-50-51-72-73-74-76-85-92-2000-02)	13	0	1	1	0	0	2nd (1940)
Fairleigh Dickinson (1979-82)	2	0	0	0	0	0	18th (1979)
Florida (1969-71-74-75-79-86-90-93-97)	9	0	0	0	0	0	6th (1990)
Florida St. (1981)	1	0	0	0	0	0	8th (1981)
Fordham (1977)	1	0	0	0	0	0	26th (1977)
Fresno St. (1973)	1	0	0	0	0	0	22nd (1973)
Furman (1965-70)	2	0	0	0	0	0	T12th (1965)
Georgetown (1964-65-69-74-75-76-77-80-83-84-87-89-90-91-92-93-94-95-98-99-2000-01-02)	23	0	0	0	1	0	4th (1965)
Grinnell (1954)	1	0	0	0	0	0	15th (1954)
Harvard (1964-68-69-70-76-78-79)	7	0	0	0	0	0	9th (1968)
Houston (1957-59-60-61-62-63-64-65-66-67-68-69-70-72-79-80)	16	1	1	2	1	0	1st (1960)
Idaho (1962)	1	0	0	0	0	0	9th (1962)
Idaho St. (1981-82)	2	0	0	0	0	0	18th (1982)
Illinois (1941-42-49-56-69-70-75-76-77-80-81-83-84-86)	14	0	0	0	1	3	4th (1956)
Illinois St. (1990-2000)	2	0	0	0	0	0	22nd (1990)
Indiana (1938-39-40-41-42-46-47-48-51-52-53-55-56-57-58-59-67-70-71-72-73-75-78-79-80-87-2000-02)	28	3	2	1	2	1	1st (1938-40-42)
Iona (1982-85-93-97-98-99-2000-02)	8	0	0	0	0	0	9th (1999)
Iowa (1952-57-58-59-60-61-62-66-98-2002)	10	0	0	2	1	1	3rd (1952-59)
Iowa St. (1958-59-66-74-76-77-80-81-83-84-85-88-89-90-91-92-93-94-95-97)	20	2	2	1	0	1	1st (1989-94)
James Madison (1998-99)	2	0	0	0	0	0	9th (1998)
Kansas (1945-48-49-50-51-53-54-55-56-57-58-61-62-63-64-65-66-67-68-69-72-79-81-89-90-91-94)	27	1	3	0	4	1	1st (1953)
Kansas St. (1965-66-70-71-74-75-86-92)	8	0	1	0	0	0	2nd (1966)
Kent St. (1974-75)	2	0	0	0	0	0	23rd (1974)
Kentucky (1970-71-72-74-76-77-79-88-90-92)	10	0	0	0	0	0	8th (1988)
Lawrence (1950)	1	0	0	0	0	0	8th (1950)
Lehigh (1970)	1	0	0	0	0	0	24th (1970)
Long Beach St. (1969-70-71-72-74-75)	6	0	0	0	0	0	10th (1971)
La.-Lafayette (1971)	1	0	0	0	0	0	30th (1971)
Manhattan (1949-69-70-72-79)	5	0	0	1	0	0	3rd (1949)

Team (Years Participated)	Yrs.	1st	2nd	3rd	4th	5th	Best Finish (Year[s])
Maryland (1954-72-74-75-76)	5	0	0	0	0	0	T7th (1954)
Massachusetts (1968-73-74-77-78)	5	0	0	0	0	0	8th (1974)
McNeese St. (1973-76)	2	0	0	0	0	0	21st (1973)
Miami (Fla.) (1985)	1	0	0	0	0	0	21st (1985)
Miami (Ohio) (1941-42-45-46-47-48-51-52-53-54-55-56-57-58-59-60-61-63-64-66-68-69-71-72-82-93-98)	27	0	0	1	2	1	3rd (1954)
Michigan (1974-75-76-78-79-80-82-83-84-88-90-91-92-93-94-95-96-97-98-99-2001-02)	22	0	0	0	2	2	4th (1997-98)
Michigan St. (1938-39-40-41-42-44-45-46-47-48-49-50-51-52-53-54-55-56-57-58-59-60-61-62-63-64-65-66-68-70-71-91-95-97-98-2001-02)	37	8	3	0	3	5	1st (1939-48-49-52-55-56-58-59)
Minnesota (1964-68-69-70-73-74-78-81-97-98-99-2000-01-02)	14	0	0	0	1	0	4th (1968)
Missouri (1967-68-69-70-74-77-98-99-2000)	9	0	0	0	0	0	6th (1967-70)
Montana (1972-74-80-85-87)	5	0	0	0	0	0	9th (1985)
Montana St. (2002)	1	0	0	0	0	0	11th (2002)
Murray St. (1969-71-77)	3	0	0	0	0	0	14th (1977)
Navy (1972-74-75-76-84-85-88-89-92-97)	10	0	0	0	0	0	7th (1985-92)
Nebraska (1969-86-87-88-89-96-97-2000-01)	9	0	0	0	0	0	7th (1996)
Nevada (1977-79-80)	3	0	0	0	0	0	16th (1977)
New Mexico (1966-75-88)	3	0	0	0	0	0	11th (1966)
New York U. (1946-55)	2	0	1	1	0	0	2nd (1946)
North Carolina (1963-70-71-85-91)	5	0	0	0	0	1	5th (1985)
North Carolina St. (1951-52-84-85-86-87-91-92-95-96-97-98-99-2000-01-02)	16	0	0	1	0	1	3rd (1999)
Northeastern (1975-82-85-88)	4	0	0	0	0	0	10th (1985)
Northern Ariz. (1971-84-86-87-88-90-91-94-95-96-98-99-2000-01-02)	15	0	2	0	2	0	2nd (1988-95)
Northwestern (1965)	1	0	1	0	0	0	2nd (1965)
Notre Dame (1938-39-40-41-42-44-45-46-47-48-49-50-51-52-54-55-56-57-58-59-60-62-63-64-65-66-84-87-88-90-92-93-94-95-96-97-99-2000-01-02)	40	1	3	3	3	4	1st (1957)
Oberlin (1940-44-51-52-53-55)	6	0	0	0	1	0	4th (1944)
Ohio (1961-62-63-64-66)	5	0	0	1	0	0	3rd (1964)
Ohio St. (1939-40-44-45-54-2000-02)	7	0	0	1	0	1	3rd (1944)
Ohio Wesleyan (1947-56)	2	0	0	0	0	0	10th (1947)
Oklahoma (1946-76-78)	3	0	0	0	0	0	9th (1946)
Oklahoma City (1963-64)	2	0	0	0	0	0	19th (1963-64)
Oklahoma St. (1939-54-65-66-70-72-73-93-94-95-96-97-98-99-2000-01)	16	1	0	1	1	3	1st (1954)
Oral Roberts (1982-83)	2	0	0	0	0	0	11th (1983)
Oregon (1963-64-65-69-70-71-72-73-74-75-76-77-78-79-80-82-83-86-88-89-90-92-93-95-96-97-98-99-2001-02)	30	4	7	4	1	3	1st (1971-73-74-77)
Oregon St. (1961-62-66-72-73)	5	1	0	0	0	0	1st (1961)
Pennsylvania (1969-70-71-75)	4	0	0	1	0	0	3rd (1971)
Penn St. (1941-42-46-47-48-49-50-51-52-53-54-56-57-59-60-61-62-68-69-70-71-72-73-74-75-76-77-78-79-80-81-84-86-87-88-89-91-93-94)	39	3	1	3	8	1	1st (1942-47-50)
Pittsburgh (1951-53-54-64-70-75-90)	7	0	0	0	0	1	5th (1953)
Portland (1993-96-98-99-2001)	5	0	0	0	0	0	7th (2001)
Princeton (1969-71-72-75-76-80-81-97-98-99)	10	0	0	0	0	0	T14th (1975)
Providence (1963-64-65-66-68-69-71-74-75-76-77-78-79-80-81-82-83-84-86-87-88-91-92-95-96-97-98-99-2000-01-02)	31	0	2	3	1	1	2nd (1981-82)
Purdue (1938-41-42-46-47-48-49-50-82-83-85-86)	12	0	0	0	2	0	4th (1941-47)
Rhode Island (1940-41-42)	3	1	0	2	0	0	1st (1941)
Rice (1972-75-76-78-79-87-99)	7	0	0	0	0	0	19th (1978-87)
Rutgers (1963-76-77-78)	4	0	0	0	0	0	15th (1976)
St. John's (N.Y.) (1968-69-77-96)	4	0	0	0	0	0	13th (1968)
St. Joseph's (1955-56)	2	0	0	0	0	2	5th (1955-56)
San Diego (1952)	1	0	0	0	0	0	7th (1952)
San Diego St. (1968-70-76)	3	0	0	0	0	0	6th (1968)
San Jose St. (1961-62-63-65-66-67)	6	2	1	1	0	0	1st (1962-63)
South Dakota St. (1953-54)	2	0	0	0	0	0	7th (1953)
South Fla. (1989-98-99-2000)	4	0	0	0	0	0	22nd (1989)
Southern California (1968)	1	0	0	1	0	0	3rd (1968)
Southern Ill. (1961-64-66-76-78-79-80-81-95)	9	0	0	0	0	0	7th (1961-66)
Southern Methodist (1970-76-78-95-2002)	5	0	0	0	0	0	21st (1995-2002)
Southern Utah (1999)	1	0	0	0	0	0	21st (1999)
Stanford (1968-85-94-95-96-97-98-99-2000-01-02)	11	3	3	0	2	1	1st (1996-97-2002)
Syracuse (1946-47-48-49-51-52-53-54-56-57-58-59-63-74)	14	1	3	2	2	0	1st (1951)
Tennessee (1951-64-65-66-67-68-69-71-72-73-75-76-77-78-80-81-82-83-84-85-86-88-89-90-91-93-94-95-98-2001-02)	31	1	0	3	0	0	1st (1972)
Texas (1956-57-60-70-71-80-81-83-84-85-86-87-88-89-90-91-92-93-96-2000-01-02)	22	0	0	1	1	0	3rd (1956)
Texas A&M (1961-62-82-99-2002)	5	0	0	0	0	0	12th (1961)
*UTEP (1969-70-73-74-75-76-77-78-79-80-81-82-92)	13	7	2	2	0	1	1st (1969-75-76-78-79-80-81)
Texas-San Antonio (1997)	1	0	0	0	0	0	20th (1997)
Tulane (1998)	1	0	0	0	0	0	29th (1998)
UCLA (1979-80-81-82-83-85)	6	0	0	0	0	2	5th (1980-81)
Utah (1967)	1	0	0	0	0	0	10th (1967)
Villanova (1962-63-64-66-67-68-69-70-71-76-78-79-80-81-83-92-94-95-96-99-2000-01-02)	23	4	2	0	2	0	1st (1966-67-68-70)
Virginia (1970-83-84)	3	0	0	0	0	1	5th (1984)
Virginia Tech (1969-70-82-87)	4	0	0	0	1	0	4th (1987)
VMI (1954)	1	0	0	0	0	0	16th (1954)
Wake Forest (1988-89-90-92-93-95-96-2000-01)	9	0	0	1	0	0	3rd (1989)
Washington (1977-87-88-89-90-91-93)	7	0	0	0	1	0	4th (1989)
Washington St. (1966-69-71-72-73-74-75-76-78-79-84-98)	12	0	2	2	3	1	2nd (1971-75)
Wayne St. (Mich.) (1944-45-64)	3	0	0	0	0	0	6th (1944)
Weber St. (1973-84-90-91-94-97-99-2000-02)	9	0	0	0	1	0	T4th (1991)
West Chester (1970)	1	0	0	0	0	0	34th (1970)
West Virginia (1963-68-83-85)	4	0	0	0	0	0	20th (1985)
Western Ky. (1973-74-75-76-78-79-80)	7	0	1	0	0	0	2nd (1974)
Western Mich. (1951-53-54-55-56-57-58-59-60-61-62-63-64-65-66-67-68-69-70-89)	20	2	1	2	1	2	1st (1964-65)

Team (Years Participated)	Yrs.	1st	2nd	3rd	4th	5th	Best Finish (Year[s])
Wheaton (Ill.) (1946-47-51-52)	4	0	0	0	0	0	11th (1947-52)
Wichita St. (1971-73-74-75)	4	0	0	0	0	0	14th (1971)
William & Mary (1963-64-66-68-70-71-72-73-75-90-94-95-97-98-99-2000-01-02)	18	0	0	0	1	0	4th (1973)
Wisconsin (1939-45-46-47-48-49-50-51-52-53-63-72-73-74-75-76-77-78-79-80-81-82-83-84-85-86-87-88-89-90-91-92-93-94-95-96-97-98-99-2000-01-02)	42	3	6	6	2	5	1st (1982-85-88)
Wooster (1951)	1	0	0	0	0	0	17th (1951)
Wyoming (1965-67-77-78-86)	5	0	0	1	0	0	3rd (1977)

**UTEP's participation in 1983 championships vacated by NCAA Committee on Infractions.*

All-Time Team Results

1938: 1. Indiana, 51; 2. Notre Dame, 61; 3. Drake, 68; 4. Michigan St., 70; 5. Alfred, 103; 6. Purdue, 133.

1939: 1. Michigan St., 54; 2. Wisconsin, 57; 3. Indiana, 84; 4. Drake, 104; 5. Oklahoma St., 114; 6. Eastern Mich., 129; 7. Alfred, 138; 8. Notre Dame, 217; 9. Ohio St., 227.

1940: 1. Indiana, 65; 2. Eastern Mich., 68; 3. Rhode Island, 91; 4. Michigan St., 102; 5. Notre Dame, 115; 6. Ohio St., 123; 7. Drake, 163; 8. Oberlin, 193; 9. Alfred, 195; 10. Earlham, 288.

1941: 1. Rhode Island, 83; 2. Penn St., 110; 3. Connecticut, 114; 4. Purdue, 120; 5. Michigan St., 122; 6. Notre Dame, 137; 7. (tie) Eastern Mich. and Miami (Ohio), 166; 9. Indiana, 177; 10. Illinois, 202.

1942: 1. (tie) Indiana and Penn St., 57; 3. Rhode Island, 79; 4. Michigan St., 108; 5. Illinois, 134; 6. Notre Dame, 145; 7. Miami (Ohio), 154; 8. Purdue, 160; 9. Cornell College, 216.

1943: No meet held.

1944: 1. Drake, 25; 2. Notre Dame, 64; 3. Ohio St., 72; 4. Oberlin, 88; 5. Michigan St., 109; 6. Wayne St. (Mich.), 167.

1945: 1. Drake, 50; 2. Notre Dame, 65; 3. Wisconsin, 84; 4. Miami (Ohio), 89; 5. Ohio St., 113; 6. Michigan St., 149; 7. Kansas, 179; 8. Wayne St. (Mich.), 197.

1946: 1. Drake, 42; 2. New York U., 98; 3. Penn St., 114; 4. Miami (Ohio), 139; 5. Wisconsin, 161; 6. Michigan St., 187; 7. Indiana, 207; 8. Syracuse, 214; 9. Oklahoma, 264; 10. Notre Dame, 267; 11. Purdue, 288; 12. Wheaton (Ill.), 311.

1947: 1. Penn St., 60; 2. Syracuse, 72; 3. Drake, 133; 4. (tie) Indiana and Purdue, 147; 6. Michigan St., 152; 7. Miami (Ohio), 172; 8. Wisconsin, 197; 9. Notre Dame, 223; 10. Ohio Wesleyan, 286; 11. Wheaton (Ill.), 304.

1948: 1. Michigan St., 41; 2. Wisconsin, 69; 3. Syracuse, 93; 4. Penn St., 118; 5. Notre Dame, 164; 6. Purdue, 165; 7. Kansas, 213; 8. Indiana, 224; 9. Miami (Ohio), 245; 10. Cornell College, 316.

1949: 1. Michigan St., 59; 2. Syracuse, 81; 3. Manhattan, 85; 4. Penn St., 93; 5. Army, 133; 6. Kansas, 146; 7. Wisconsin, 207; 8. Illinois, 244; 9. Purdue, 255; 10. Notre Dame, 265.

1950: 1. Penn St., 53; 2. Michigan St., 55; 3. Wisconsin, 65; 4. Kansas, 91; 5. Notre Dame, 110; 6. Purdue, 148; 7. Eastern Mich., 194; 8. Lawrence, 208; 9. Albion, 248.

1951: 1. Syracuse, 80; 2. Kansas, 118; 3. Wisconsin, 120; 4. Penn St., 122; 5. Michigan St., 150; 6. Tennessee, 195; 7. Indiana, 204; 8. Drake, 207; 9. Miami (Ohio), 219; 10. Pittsburgh, 222; 11. Notre Dame, 231; 12. Eastern Mich., 246; 13. Wheaton (Ill.), 319; 14. Bowling Green, 356; 15. North Carolina St., 375; 16. Western Mich., 408; 17. Wooster, 415; 18. Oberlin, 530.

1952: 1. Michigan St., 65; 2. Indiana, 68; 3. Iowa, 103; 4. (tie) Penn St. and Syracuse, 110; 6. Miami (Ohio), 145; 7. San Diego, 181; 8. Drake, 194; 9. Wisconsin, 212; 10. North Carolina St., 234; 11. Wheaton (Ill.), 256; 12. Notre Dame, 275; 13. Oberlin, 310.

1953: 1. Kansas, 70; 2. Indiana, 82; 3. Syracuse, 94; 4. Penn St., 97; 5. Pittsburgh, 104; 6. Michigan St., 125; 7. South Dakota St., 162; 8. Wisconsin, 173; 9. Miami (Ohio), 184; 10. Oberlin, 261; 11. Western Mich., 272.

1954: 1. Oklahoma St., 61; 2. Syracuse, 118; 3. Miami (Ohio), 120; 4. Kansas, 129; 5. Penn St., 152; 6. Notre Dame, 169; 7. (tie) Maryland and Pittsburgh, 182; 9. South Dakota St., 222; 10. Michigan St., 231; 11. Western Mich., 249; 12. Ohio St., 270; 13. Chicago, 328; 14. Beloit, 335; 15. Grinnell, 382; 16. VMI, 402.

1955: 1. Michigan St., 46; 2. Kansas, 68; 3. (tie) New York U. and Notre Dame, 95; 5. St. Joseph's, 115; 6. Indiana, 142; 7. Miami (Ohio), 151; 8. Western Mich., 197; 9. Oberlin, 216.

1956: 1. Michigan St., 28; 2. Kansas, 88; 3. Texas, 89; 4. Illinois, 128; 5. St. Joseph's, 166; 6. Notre Dame, 175; 7. Penn St., 192; 8. Indiana, 200; 9. Miami (Ohio), 219; 10. Connecticut, 228; 11. Syracuse, 230; 12. Western Mich., 233; 13. Ohio Wesleyan, 345; 14. Buffalo St., 381.

1957: 1. Notre Dame, 121; 2. Michigan St., 127; 3. Houston, 131; 4. Syracuse, 140; 5. Kansas, 158; 6. Western Mich., 170; 7. Cornell, 172; 8. Colorado, 198; 9. Penn St., 206; 10. Miami (Ohio), 215; 11. (tie) Indiana and Texas, 233; 13. Arkansas, 236; 14. Iowa, 278; 15. Bowling Green, 412; 16. Duke, 429; 17. Buffalo St., 432.

1958: 1. Michigan St., 79; 2. Western Mich., 104; 3. Army, 111; 4. Notre Dame, 114; 5. Iowa St., 126; 6. Kansas, 144; 7. Indiana, 173; 8. Iowa, 202; 9. Arkansas, 239; 10. Central Mich., 240; 11. Drake, 254; 12. Syracuse, 259; 13. Duke, 307; 14. Miami (Ohio), 316.

1959: 1. Michigan St., 44; 2. Houston, 120; 3. Iowa, 134; 4. Notre Dame, 141; 5. Western Mich., 148; 6. Iowa St., 153; 7. Army, 160; 8. Indiana, 185; 9. Air Force, 188; 10. Penn St., 213; 11. Syracuse, 226; 12. Alfred, 241; 13. Miami (Ohio), 335.

1960: 1. Houston, 54; 2. Michigan St., 80; 3. Western Mich., 84; 4. Penn St., 104; 5. Colorado St., 118; 6. Army, 173; 7. Air Force, 181; 8. Iowa, 182; 9. Miami (Ohio), 233; 10. Notre Dame, 252; 11. Alfred, 260; 12. Texas, 275.

1961: 1. Oregon St., 68; 2. San Jose St., 82; 3. Houston, 122; 4. Kansas, 124; 5. Iowa, 164; 6. Western Mich., 165; 7. Southern Ill., 172; 8. Penn St., 203; 9. Michigan St., 212; 10. Air Force, 244; 11. Army, 258; 12. Texas A&M, 281; 13. Central Mich., 314; 14. Ohio, 332; 15. Miami (Ohio), 345; 16. Bowling Green, 406; 17. Buffalo St., 421.

1962: 1. San Jose St., 58; 2. Villanova, 69; 3. Western Mich., 120; 4. Houston, 134; 5. Michigan St., 147; 6. Ohio, 165; 7. Colorado, 202; 8. Oregon St., 206; 9. Idaho, 229; 10. Kansas, 232; 11. Notre Dame, 251; 12. Penn St., 253; 13. Iowa, 254; 14. Texas A&M, 362.

1963: 1. San Jose St., 53; 2. Oregon, 68; 3. Notre Dame, 128; 4. Kansas, 130; 5. Michigan St., 175; 6. (tie) Houston and Ohio, 192; 8. Miami (Ohio), 216; 9. Villanova, 237; 10. Western Mich., 245; 11. Wisconsin, 331; 12. Brown, 340; 13. Bowling Green, 372; 14. Providence, 380; 15. Syracuse, 432; 16. Drake, 434; 17. William & Mary, 447; 18. Rutgers, 450; 19. Oklahoma City, 479; 20. North Carolina, 503; 21. West Virginia, 506.

1964: 1. Western Mich., 86; 2. Oregon, 116; 3. Ohio, 120; 4. Notre Dame, 122; 5. Brigham Young, 136; 6. Georgetown, 162; 7. Miami (Ohio), 219; 8. Houston, 235; 9. Kansas, 254; 10. Air Force, 288; 11. Tennessee, 290; 12. Villanova, 304; 13. Providence, 308; 14. Harvard, 337; 15. Minnesota, 359; 16. Michigan St., 365; 17. Pittsburgh, 440; 18. Bowling Green, 470; 19. Oklahoma City, 473; 20. William & Mary, 500; 21. Drake, 526; 22. Wayne St. (Mich.), 576; 23. Southern Ill., 583.

1965: 1. Western Mich., 81; 2. Northwestern, 114; 3. Tennessee, 137; 4. Georgetown, 140; 5. Oklahoma St., 185; 6. Kansas, 203; 7. Kansas St., 222; 8. Oregon, 229; 9. Notre Dame, 230; 10. Wyoming, 275; 11. San Jose St., 277; 12. (tie) Brigham Young and Furman, 280; 14. Colorado, 281; 15. Michigan St., 321; 16. Army, 323; 17. Providence, 328; 18. Houston, 329.

1966: 1. Villanova, 79; 2. Kansas St., 155; 3. San Jose St., 183; 4. Iowa, 193; 5. Washington St., 208; 6. Colorado, 248; 7. (tie) Oregon St. and Southern Ill., 253; 9. Western Mich., 256; 10. Houston, 292; 11. New Mexico, 311; 12. Michigan St., 332; 13. Colorado St., 339; 14. Abilene Christian, 340; 15. Ohio, 357; 16. Kansas, 377; 17. Oklahoma St., 378; 18. William & Mary, 380; 19. Miami (Ohio), 399; 20. Providence, 430; 21. Notre Dame, 459; 22. Drake, 469; 23. Iowa St., 485; 24. Tennessee, 519; 25. Arkansas, 579.

1967: 1. Villanova, 91; 2. Air Force, 96; 3. Colorado, 110; 4. Western Mich., 129; 5. Indiana, 134; 6. Missouri, 148; 7. San Jose St., 152; 8. Drake, 164; 9. Brigham Young, 216; 10. Utah, 244; 11. Houston, 271; 12. Tennessee, 286; 13. Kansas, 291; 14. Wyoming, 328.

1968: 1. Villanova, 78; 2. Stanford, 100; 3. Southern California, 115; 4. Minnesota, 239; 5. Colorado, 241; 6. San Diego St., 247; 7. Drake, 255; 8. Cal Poly Pomona, 273; 9. Harvard, 276; 10. Miami (Ohio), 277; 11. Missouri, 280; 12. Michigan St., 287; 13. St. John's (N.Y.), 303; 14. Penn St., 319; 15. William & Mary, 320; 16. Kansas, 360; 17. Tennessee, 374; 18. Connecticut, 375; 19. Western Mich., 383; 20. Massachusetts, 455; 21. Providence, 497; 22. Air Force, 506; 23. West Virginia, 547; 24. Houston, 554.

1969: 1. UTEP, 74; 2. Villanova, 88; 3. Oregon, 113; 4. Washington St., 187; 5. Illinois, 203; 6. Western Mich., 222; 7. Minnesota, 295; 8. Pennsylvania, 299; 9. Bowling Green, 335; 10. Penn St., 352; 11. Connecticut, 356; 12. Houston, 382; 13. Miami (Ohio), 401; 14. Manhattan, 408; 15. (tie) Nebraska and Providence, 420; 17. Long Beach St., 430; 18. Tennessee, 445; 19. Cal Poly Pomona, 463; 20. Princeton, 498; 21. Kansas, 512; 22. Missouri, 543; 23. Georgetown, 560; 24. Cincinnati, 562; 25. Virginia Tech, 575; 26. St. John's (N.Y.), 589; 27. Murray St., 611; 28. Harvard, 641; 29. Florida, 702.

1970: 1. Villanova, 85; 2. Oregon, 86; 3. UTEP, 124; 4. Indiana, 195; 5. Western Mich., 214; 6. Missouri, 237; 7. Michigan St., 248; 8. Bowling Green, 324; 9. San Diego St., 356; 10. William & Mary, 366; 11. Pittsburgh, 384; 12. Minnesota, 409; 13. Penn St., 420; 14. Oklahoma St., 431; 15. Colorado, 450; 16. Brigham Young, 458; 17. Duke, 459; 18. Manhattan, 499; 19. Houston, 520; 20. Kansas St., 531; 21. East Tenn. St., 543; 22. Pennsylvania, 545; 23. Long Beach St., 548; 24. Lehigh, 566; 25. Illinois, 586; 26. Cornell, 587; 27. Alabama, 645; 28. Cincinnati, 649; 29. Harvard, 660; 30. Texas, 679; 31. (tie) Kentucky and North Carolina, 690; 33. Southern Methodist, 783; 34. West Chester, 791; 35. Virginia Tech, 871; 36. Furman, 969; 37. East Caro., 1,030; 38. Virginia, 1,052; 39. Citadel, 1,117.

1971: 1. Oregon, 83; 2. Washington St., 122; 3. Pennsylvania, 158; 4. Villanova, 161; 5. East Tenn. St., 193; 6. Kansas St., 215; 7. Bowling Green, 226; 8. Penn St., 269; 9. Northern Ariz., 294; 10. Long Beach St., 323; 11. Miami (Ohio), 367; 12. Duke, 377; 13. Michigan St., 383; 14. Wichita St., 395; 15. Cornell, 397; 16. Indiana, 401; 17. William & Mary, 407; 18. Ball St., 444; 19. American, 448; 20. Murray St., 475; 21. Tennessee, 478; 22. Kentucky, 486; 23. Air Force, 529; 24. Princeton, 590; 25. North Carolina, 598; 26. Colorado, 662; 27. Providence, 667; 28. Texas, 693; 29. Florida, 706; 30. La.-Lafayette, 742.

1972: 1. Tennessee, 134; 2. East Tenn. St., 148; 3. Oregon, 158; 4. Washington St., 167; 5. Miami (Ohio), 174; 6. Bowling Green, 175; 7. Oklahoma St., 226; 8. Brigham Young, 229; 9. Manhattan, 306; 10. Indiana, 310; 11. William & Mary, 325; 12. Penn St., 326; 13. Eastern

Mich., 336; 14. Kansas, 364; 15. Wisconsin, 377; 16. Oregon St., 379; 17. Maryland, 404; 18. Princeton, 422; 19. Montana, 437; 20. Arizona, 439; 21. Navy, 447; 22. Kentucky, 451; 23. Long Beach St., 614; 24. Alabama, 615; 25. Rice, 649; 26. Arkansas, 652; 27. Houston, 738.

1973: 1. Oregon, 89; 2. UTEP, 157; 3. Washington St., 166; 4. William & Mary, 174; 5. Oklahoma St., 194; 6. (tie) Colorado and Western Ky., 217; 8. East Tenn. St., 246; 9. Wisconsin, 250; 10. Penn St., 252; 11. Indiana, 255; 12. Eastern Mich., 277; 13. Tennessee, 286; 14. Oregon St., 305; 15. Massachusetts, 326; 16. Alabama, 352; 17. Boise St., 354; 18. Wichita St., 362; 19. Minnesota, 381; 20. Weber St., 509; 21. McNeese St., 518; 22. Fresno St., 584.

1974: 1. Oregon, 77; 2. Western Ky., 110; 3. UTEP, 136; 4. Washington St., 144; 5. Providence, 225; 6. Eastern Mich., 229; 7. Georgetown, 243; 8. Massachusetts, 257; 9. Wisconsin, 258; 10. Penn St., 279; 11. Duke, 296; 12. Michigan, 304; 13. Brigham Young, 351; 14. Iowa St., 374; 15. Navy, 382; 16. Kentucky, 399; 17. Wichita St., 408; 18. Maryland, 427; 19. Missouri, 445; 20. Minnesota, 449; 21. East Tenn. St., 463; 22. Montana, 479; 23. Kent St., 516; 24. Florida, 594; 25. Kansas St., 656; 26. Long Beach St., 660; 27. Arkansas, 661; 28. Syracuse, 675.

1975: 1. UTEP, 88; 2. Washington St., 92; 3. Providence, 183; 4. Penn St., 256; 5. East Tenn. St., 268; 6. Western Ky., 271; 7. Brigham Young, 292; 8. Colorado St., 300; 9. Wisconsin, 301; 10. Illinois, 312; 11. Oregon, 319; 12. Kansas St., 341; 13. Arkansas, 350; 14. (tie) New Mexico and Princeton, 352; 16. Tennessee, 381; 17. Indiana, 386; 18. Northeastern, 401; 19. Georgetown, 404; 20. Colorado, 447; 21. Maryland, 457; 22. Michigan, 506; 23. William & Mary, 533; 24. Pittsburgh, 560; 25. Navy, 574; 26. Wichita St., 599; 27. Pennsylvania, 603; 28. Kent St., 632; 29. Rice, 700; 30. Long Beach St., 737; 31. Dartmouth, 768; 32. Florida, 813.

1976: 1. UTEP, 62; 2. Oregon, 117; 3. Washington St., 179; 4. Brigham Young, 182; 5. Illinois, 227; 6. Tennessee, 280; 7. Arizona, 324; 8. San Diego St., 361; 9. Providence, 371; 10. Arkansas, 373; 11. Wisconsin, 379; 12. Kentucky, 409; 13. Penn St., 410; 14. Western Ky., 424; 15. Rutgers, 431; 16. Georgetown, 437; 17. Maryland, 445; 18. Michigan, 456; 19. Boise St., 457; 20. Colorado, 471; 21. Villanova, 486; 22. East Tenn. St., 501; 23. Harvard, 505; 24. Alabama, 519; 25. Navy, 545; 26. Eastern Mich., 552; 27. Iowa St., 595; 28. Princeton, 610; 29. Southern Methodist, 619; 30. Southern Ill., 633; 31. Rice, 671; 32. Dartmouth, 692; 33. Oklahoma, 783; 34. McNeese St., 829.

1977: 1. Oregon, 100; 2. UTEP, 105; 3. Wyoming, 186; 4. Providence, 205; 5. Brigham Young, 235; 6. Wisconsin, 241; 7. East Tenn. St., 252; 8. Tennessee, 260; 9. Arizona, 262; 10. Colorado, 303; 11. Cleveland St., 313; 12. Penn St., 346; 13. Washington, 361; 14. Murray St., 375; 15. UC Irvine, 376; 16. Nevada, 377; 17. Kentucky, 382; 18. Missouri, 422; 19. Massachusetts, 423; 20. Clemson, 425; 21. Arkansas, 482; 22. Illinois, 487; 23. Rutgers, 503; 24. Georgetown, 520; 25. St. John's (N.Y.), 645; 26. Fordham, 654; 27. Cornell, 668; 28. Duke, 707; 29. Iowa St., 725.

1978: 1. UTEP, 56; 2. Oregon, 72; 3. Wisconsin, 134; 4. Penn St., 220; 5. Colorado, 234; 6. Tennessee, 247; 7. Arizona, 248; 8. Indiana, 253; 9. Colorado St., 255; 10. Arkansas, 301; 11. Minnesota, 302; 12. Providence, 344; 13. Wyoming, 353; 14. Auburn, 374; 15. (tie) East Tenn. St. and Villanova, 386; 17. Bucknell, 412; 18. Southern Ill., 467; 19. Rice, 475; 20. Oklahoma, 502; 21. Michigan, 511; 22. Western Ky., 516; 23. Rutgers, 555; 24. Southern Methodist, 574; 25. Clemson, 608; 26. Army, 644; 27. Massachusetts, 646; 28. Harvard, 649; 29. Washington St., 720.

1979: 1. UTEP, 86; 2. Oregon, 93; 3. Penn St., 186; 4. Colorado, 189; 5. Auburn, 222; 6. East Tenn. St., 224; 7. Villanova, 245; 8. Indiana, 265; 9. Washington St., 278; 10. Arkansas, 291; 11. Wisconsin, 317; 12. Western Ky., 344; 13. Michigan, 360; 14. Manhattan, 370; 15. UCLA, 386; 16. Providence, 399; 17. Bucknell, 412; 18. Fairleigh Dickinson, 419; 19. Cleveland St., 425; 20. Kentucky, 431; 21. Nevada, 468; 22. Kansas, 524; 23. Colorado St., 540; 24. Florida, 558; 25. Rice, 647; 26. Boston U., 654; 27. Southern Ill., 666; 28. Harvard, 719; 29. Houston, 773.

1980: 1. UTEP, 58; 2. Arkansas, 152; 3. Penn St., 153; 4. East Tenn. St., 189; 5. UCLA, 207; 6. Western Ky., 233; 7. Michigan, 243; 8. Clemson, 287; 9. Villanova, 298; 10. Iowa St., 303; 11. Indiana, 305; 12. Southern Ill., 348; 13. Colorado, 369; 14. Auburn, 376; 15. Providence, 381; 16. Bucknell, 398; 17. Nevada, 419; 18. Tennessee, 457; 19. (tie) Oregon and Wisconsin, 462; 21. Illinois, 472; 22. Arizona, 484; 23. Georgetown, 487; 24. Princeton, 546; 25. Montana, 627; 26. Texas, 633; 27. Connecticut, 669; 28. Houston, 681; 29. Dartmouth, 752.

1981: 1. UTEP, 17; 2. Providence, 109; 3. Arkansas, 175; 4. Wisconsin, 179; 5. UCLA, 187; 6. East Tenn. St., 223; 7. Arizona, 253; 8. Florida St., 257; 9. Clemson, 300; 10. Illinois, 305; 11. Iowa St., 310; 12. Minnesota, 329; 13. Villanova, 377; 14. Penn St., 379; 15. Southern Ill., 384; 16. (tie) Princeton and Texas, 390; 18. Kansas, 411; 19. Tennessee, 417; 20. Bucknell, 421; 21. Boston U., 431; 22. Air Force, 457; 23. Idaho St., 474.

1982: 1. Wisconsin, 59; 2. Providence, 138; 3. Arkansas, 142; 4. East Tenn. St., 158; 5. UTEP, 173; 6. Michigan, 177; 7. Colorado, 219; 8. Clemson, 238; 9. UCLA, 250; 10. Oregon, 266; 11. Arizona, 272; 12. Bucknell, 286; 13. Tennessee, 302; 14. Virginia Tech, 321; 15. Oral Roberts, 325; 16. (tie) Miami (Ohio) and Purdue, 406; 18. Idaho St., 420; 19. Iona, 469; 20. Fairleigh Dickinson, 470; 21. Texas A&M, 586; 22. Northeastern, 615.

1983: *1. UTEP, 108; 2. Wisconsin, 164; 3. Oregon, 171; 4. Clemson, 191; 5. Arkansas, 206; 6. East Tenn. St., 243; 7. Providence, 257; 8. Iowa St., 269; 9. Illinois, 273; 10. Tennessee, 291; 11. Oral Roberts, 300; 12. Georgetown, 310; 13. Brigham Young, 316; 14. (tie) Arizona and Villanova, 322; 16. Purdue, 332; 17. Michigan, 345; 18. Virginia, 353; 19. Dartmouth, 354; 20. UCLA, 361; 21. Texas, 370; 22. West Virginia, 492.

**UTEP's participation in championships vacated by NCAA Committee on Infractions.*

1984: 1. Arkansas, 101; 2. Arizona, 111; 3. Tennessee, 144; 4. Wisconsin, 159; 5. Virginia, 190; 6. Providence, 206; 7. Washington St., 214; 8. Michigan, 296; 9. North Carolina St., 326; 10. Iowa St., 329; 11. (tie) Boston College and Weber St., 333; 13. Clemson, 341; 14. Illinois, 349; 15. Brigham Young, 353; 16. Georgetown, 354; 17. Northern Ariz., 357; 18. Navy, 358; 19. Notre Dame, 370; 20. Texas, 374; 21. Penn St., 403; 22. Colorado, 413.

1985: 1. Wisconsin, 67; 2. Arkansas, 104; 3. Colorado, 167; 4. Arizona, 175; 5. North Carolina, 200; 6. Iowa St., 228; 7. Navy, 233; 8. Boston U., 235; 9. Montana, 251; 10. Northeastern, 270; 11. North Carolina St., 272; 12. UCLA, 283; 13. Tennessee, 345; 14. Texas, 347; 15. Purdue, 356; 16. Auburn, 358; 17. Stanford, 380; 18. Brigham Young, 399; 19. Iona, 439; 20. West Virginia, 444; 21. Miami (Fla.), 466; 22. Eastern Mich., 526.

1986: 1. Arkansas, 69; 2. Dartmouth, 141; 3. Boston U., 147; 4. Oregon, 185; 5. Colorado, 195; 6. Arizona, 224; 7. Illinois, 231; 8. Florida, 253; 9. Texas, 254; 10. Northern Ariz., 269; 11. UC Irvine, 281; 12. North Carolina St., 299; 13. Wisconsin, 316; 14. Tennessee, 329; 15. Nebraska, 338; 16. Wyoming, 345; 17. Penn St., 358; 18. Army, 360; 19. Bucknell, 446; 20. Purdue, 460; 21. Kansas St., 474; 22. Providence, 532.

1987: 1. Arkansas, 87; 2. Dartmouth, 119; 3. Wisconsin, 120; 4. Virginia Tech, 184; 5. North Carolina St., 234; 6. Arizona, 244; 7. Notre Dame, 259; 8. Northern Ariz., 264; 9. Brown, 266; 10. Indiana, 273; 11. Clemson, 291; 12. Penn St., 304; 13. Nebraska, 311; 14. UC Irvine, 323; 15. Colorado, 385; 16. Bucknell, 386; 17. Georgetown, 387; 18. Texas, 394; 19. Rice, 411; 20. Providence, 428; 21. Montana, 472; 22. Washington, 481.

1988: 1. Wisconsin, 105; 2. Northern Ariz., 160; 3. Tennessee, 177; 4. Clemson, 196; 5. Dartmouth, 200; 6. Iowa St., 206; 7. Oregon, 233; 8. Kentucky, 242; 9. Notre Dame, 255; 10. Arkansas, 265; 11. Nebraska, 270; 12. Texas, 291; 13. Providence, 296; 14. Wake Forest, 311; 15. Penn St., 318; 16. Michigan, 321; 17. Northeastern, 356; 18. Washington, 370; 19. Central Mich., 431; 20. New Mexico, 462; 21. Navy, 521; 22. Bucknell, 550.

1989: 1. Iowa St., 54; 2. Oregon, 72; 3. Wake Forest, 219; 4. Washington, 224; 5. Arkansas, 235; 6. Georgetown, 255; 7. Alabama, 261; 8. Nebraska, 305; 9. Dartmouth, 309; 10. Kansas, 314; 11. Brigham Young, 327; 12. Western Mich., 337; 13. Penn St., 346; 14. (tie) Texas and Wisconsin, 350; 16. Boston U., 351; 17. Tennessee, 353; 18. Colorado, 365; 19. Ball St., 377; 20. Central Mich., 380; 21. Navy, 394; 22. South Fla., 454.

1990: 1. Arkansas, 68; 2. Iowa St., 96; 3. Notre Dame, 185; 4. Texas, 192; 5. Oregon, 201; 6. Florida, 218; 7. Tennessee, 235; 8. Boston U., 246; 9. Wisconsin, 247; 10. Connecticut, 272; 11. Kentucky, 279; 12. Washington, 286; 13. Michigan, 312; 14. Weber St., 322; 15. William & Mary, 325; 16. Kansas, 358; 17. Pittsburgh, 366; 18. Wake Forest, 399; 19. Northern Ariz., 421; 20. Georgetown, 480; 21. Arizona, 484; 22. Illinois St., 564.

1991: 1. Arkansas, 52; 2. Iowa St., 114; 3. Wisconsin, 153; 4. (tie) Arizona and Weber St., 236; 6. Michigan, 244; 7. Texas, 264; 8. East Tenn. St., 277; 9. Michigan St., 282; 10. Penn St., 286; 11. North Carolina St., 290; 12. Providence, 295; 13. Bucknell, 306; 14. Air Force, 318; 15. Kansas, 331; 16. Dartmouth, 351; 17. Boston U., 356; 18. Georgetown, 361; 19. Northern Ariz., 368; 20. Washington, 378; 21. Tennessee, 420; 22. North Carolina, 454.

1992: 1. Arkansas, 46; 2. Wisconsin, 87; 3. Providence, 108; 4. Villanova, 153; 5. Michigan, 214; 6. Notre Dame, 246; 7. Navy, 254; 8. Oregon, 276; 9. Wake Forest, 303; 10. North Carolina St., 305; 11. Colorado, 320; 12. Georgetown, 322; 13. Brown, 333; 14. Iowa St., 342; 15. Kansas St., 344; 16. East Tenn. St., 374; 17. Eastern Mich., 375; 18. Arizona, 388; 19. Cornell, 401; 20. UTEP, 404; 21. Kentucky, 419; 22. Texas, 467.

1993: 1. Arkansas, 31; 2. Brigham Young, 153; 3. Iowa St., 156; 4. Colorado, 172; 5. Notre Dame, 200; 6. Army, 210; 7. Georgetown, 243; 8. Washington, 269; 9. Wisconsin, 292; 10. Michigan, 296; 11. Boston U., 304; 12. Portland, 307; 13. Dartmouth, 309; 14. Penn St., 311; 15. Oregon, 323; 16. Miami (Ohio), 354; 17. Oklahoma St., 381; 18. Tennessee, 409; 19. Iona, 416; 20. Wake Forest, 417; 21. Florida, 459; 22. Texas, 536.

1994: 1. Iowa St., 65; 2. Colorado, 88; 3. Arizona, 172; 4. Northern Ariz., 181; 5. Wisconsin, 185; 6. Stanford, 208; 7. Michigan, 222; 8. Penn St., 250; 9. Villanova, 263; 10. Arkansas, 266; 11. Oklahoma St., 286; 12. Tennessee, 294; 13. Georgetown, 315; 14. Notre Dame, 316; 15. Dartmouth, 335; 16. Kansas, 372; 17. Weber St., 376; 18. William & Mary, 378; 19. Baylor, 398; 20. Alabama, 427; 21. Appalachian St., 495; 22. Boston U., 525.

1995: 1. Arkansas, 100; 2. Northern Ariz., 142; 3. Oklahoma St., 150; 4. Colorado, 181; 5. Stanford, 209; 6. Georgetown, 212; 7. Oregon, 228; 8. (tie) Notre Dame and Providence, 237; 10. Brigham Young, 254; 11. Michigan, 267; 12. Tennessee, 272; 13. North Carolina St., 283; 14. Wisconsin, 285; 15. Villanova, 302; 16. Dartmouth, 390; 17. William & Mary, 398; 18. Iowa St., 451; 19. Michigan St., 474; 20. Wake Forest, 498; 21. Southern Methodist, 514; 22. Southern Ill., 598.

1996: 1. Stanford, 46; 2. Arkansas, 74; 3. Oregon, 140; 4. Oklahoma St., 158; 5. Colorado, 179; 6. Wisconsin, 204; 7. Nebraska, 209; 8. Boise St., 223; 9. Notre Dame, 248; 10. Portland, 261; 11. Wake Forest, 311; 12. Northern Ariz., 328; 13. Alabama, 365; 14. Michigan, 383; 15. Army, 385; 16. North Carolina St., 431; 17. St. John's (N.Y.), 434; 18. Brown, 439; 19. Villanova, 445; 20. Texas, 457; 21. Boston U., 469; 22. Providence, 492.

1997: 1. Stanford, 53; 2. Arkansas, 56; 3. Colorado, 108; 4. Michigan, 116; 5. Wisconsin, 201; 6. North Carolina St., 214; 7. Michigan St., 257; 8. Oregon, 266; 9. William & Mary, 274; 10. Weber St., 278; 11. Nebraska, 294; 12. Notre Dame, 309; 13. Iona, 340; 14. Oklahoma St., 346; 15. Iowa St., 357; 16. Providence, 375; 17. Princeton, 379; 18. Minnesota, 424; 19. Alabama, 433; 20. Texas-San Antonio, 540; 21. Navy, 584; 22. Florida, 600.

1998: 1. Arkansas, 97; 2. Stanford, 114; 3. Colorado, 158; 4. Michigan, 183; 5. Oregon, 233; 6. Wisconsin, 246; 7. Northern Ariz., 295; 8. North Carolina St., 311; 9. James Madison, 320; 10. Providence, 339; 11. Arizona, 348; 12. Michigan St., 352; 13. William & Mary, 375; 14. Oklahoma St., 387; 15. Dartmouth, 391; 16. Butler, 411; 17. Princeton, 427; 18. Washington St., 433; 19. Georgetown, 469; 20. Central Mich., 476; 21. (tie) Iowa and Tennessee, 501; 23. Iona, 538; 24. Minnesota, 552; 25. Miami (Ohio), 562; 26. Duke, 566; 27. Missouri, 628; 28. Portland, 634; 29. Tulane, 682; 30. South Fla., 728; 31. Chattanooga, 817.

1999: 1. Arkansas, 58; 2. Wisconsin, 185; 3. North Carolina St., 201; 4. Stanford, 223; 5. Michigan, 282; 6. Oregon, 306; 7. Colorado, 307; 8. Notre Dame, 312; 9. Iona, 338; 10. Arizona, 346; 11. Georgetown, 354; 12. Northern Ariz., 370; 13. William & Mary, 371; 14. Arizona St., 391; 15. Minnesota, 392; 16. Oklahoma St., 419; 17. Villanova, 424; 18. Weber St., 450; 19. (tie) Princeton and Providence, 458; 21. Southern Utah, 466; 22. Texas A&M, 487; 23. Alabama, 501; 24. Dartmouth, 502; 25. South Fla., 517; 26. Portland, 535; 27. James Madison, 544; 28. Missouri, 556; 29. Cal Poly, 607; 30. Brigham Young, 717; 31. Rice, 824.

2000: 1. Arkansas, 83; 2. Colorado, 94; 3. Providence, 121; 4. Stanford, 149; 5. Wisconsin, 167; 6. Villanova, 181; 7. (tie) Georgetown and Northern Ariz., 269; 9. Notre Dame, 276; 10. William & Mary, 363; 11. North Carolina St., 390; 12. Arizona, 419; 13. Oklahoma St., 434; 14. Ohio St., 445; 15. Iona, 461; 16. Air Force, 467; 17. Indiana, 479; 18. Wake Forest, 488; 19. Weber St., 493; 20. Eastern Mich., 502; 21. Colorado St., 520; 22. Texas, 533; 23. Brigham Young, 541; 24. Minnesota, 542; 25. Dartmouth, 551; 26. Nebraska, 623; 27. Missouri, 649; 28. Alabama, 681; 29. Illinois St., 700; 30. South Fla., 734; 31. Duke, 742.

2001: 1. Colorado, 90; 2. Stanford, 91; 3. Arkansas, 118; 4. Northern Ariz., 193; 5. Wisconsin, 245; 6. Notre Dame, 248; 7. Portland, 273; 8. Villanova, 282; 9. North Carolina St., 293; 10. Providence, 294; 11. Michigan, 364; 12. Brigham Young, 368; 13. Oregon, 389; 14. Duke, 410; 15. Georgetown, 419; 16. William & Mary, 420; 17. UC Santa Barb., 432; 18. Michigan St., 449; 19. Wake Forest, 450; 20. Arizona St., 477; 21. Arizona, 486; 22. Colorado St., 491; 23. Butler, 529; 24. Dartmouth, 548; 25. Minnesota, 584; 26. Air Force, 620; 27. Nebraska, 661; 28. Texas, 679; 29. Alabama, 681; 30. Tennessee, 722; 31. Oklahoma St., 729.

2002: 1. Stanford, 47; 2. Wisconsin, 107; 3. Eastern Mich., 165; 4. Colorado, 190; 5. Oregon, 210; 6. Arkansas, 214; 7. Northern Ariz., 247; 8. Michigan, 309; 9. Central Mich., 337; 10. Iona, 376; 11. Montana St., 392; 12. Villanova, 398; 13. Providence, 406; 14. William & Mary, 407; 15. Weber St., 436; 16. Brigham Young, 443; 17. Minnesota, 449; 18. Georgetown, 458; 19. Butler, 496; 20. Ohio St., 499; 21. Southern Methodist, 526; 22. Notre Dame, 527; 23. (tie) North Carolina St. and Texas, 552; 25. Indiana, 565; 26. Texas A&M, 569; 27. Colorado St., 592; 28. Alabama, 598; 29. Iowa, 617; 30. Michigan St., 646; 31. Tennessee, 647.

Cross Country

DIVISION II



Photo by Stephen Nowland/NCAA Photos

Rubin McRae of team champion Western State collapses after edging Western Washington's Paul Kezes for sixth place.

2002 Championships

Edited by: Scott Deitch.

Highlights

Mountaineers Make It Four in a Row: Western State won its fourth straight team title and Abilene Christian and Adams State finished second and third, respectively, for the third consecutive year November 23 at Ashland.

Western State compiled a team score of 35 points after placing four runners among the first 10 finishers. William Banks led the contingent of Mountaineers by coming in fourth. He was followed by Rubin McRae in sixth place, Josh Eberly in eighth and Chris Siemers in 10th.

Abilene Christian's Alfred Rugema, who won his first title in 2000, engaged in a back-and-forth struggle with Nick Cordes of the host institution. Cordes passed Rugema with about 3,000 meters remaining in the 10,000-meter race, only to have the Abilene Christian runner rally to win with a time of 30:43.7.

Cordes placed second and Zepherinus Joseph of North Florida was third. Cele Rodriguez led Adams State by placing fifth, and Bernard Manirakiza gave Abilene Christian its second top-10 finisher with a ninth-place effort.

For more, see the December 9, 2002, issue of The NCAA News at www.ncaa.org on the World Wide Web.

TEAM STANDINGS

1. *Western St.	35
2. Abilene Christian	81
3. Adams St.	131
4. South Dakota St.	143
5. Cal St. Chico	154
6. Mass.-Lowell	206
7. Mo. Southern St.	265
8. UC Davis	282
9. Grand Valley St.	283
10. Fort Hays St.	327
11. Hillsdale	332
12. Alas. Anchorage	358
13. Kennesaw St.	359
14. Harding	367
Truman	367
16. South Dakota	377
17. Edinboro	409
18. Millersville	475
19. North Fla.	481
20. Shippensburg	495
21. Central Mo. St.	533
22. Bentley	554
23. Mars Hill	656
24. Pfeiffer	785

**Team Places: William Banks 3, Rubin McRae 5, Josh Eberly 6, Chris Siemers 8, Kelly Christiansen 13.*

INDIVIDUAL RESULTS

1. Alfred Rugema, Abilene Christian, 30:43.7; 2. Nick Cordes, Ashland, 30:46.5; 3. Zepherinus Joseph, North Fla., 30:51.0; 4. William Banks, Western St., 31:04.1; 5. Cele Rodriguez, Adams St., 31:04.6; 6. Rubin McRae, Western St., 31:14.7; 7. Paul Kezes, Western Wash., 31:16.7; 8. Josh Eberly, Western St., 31:30.5; 9. Bernard Manirakiza, Abilene Christian, 31:33.0; 10. Chris Siemers, Western St., 31:33.3.

11. Chris Eggers, Cal St. Chico, 31:36.7; 12. Matt Levassiur, Adams St., 31:42.8; 13. Josh Merrick, Adams St., 31:44.0; 14. John Kemboi, Abilene Christian, 31:56.1; 15. Kelly Christiansen, Western St., 31:58.9; 16. Timothy Parr, Western St., 31:59.7; 17. Bradley Lowery, South Dakota St., 32:00.8; 18. Phillip McPherson, Western St., 32:00.9; 19. Kevin Doe, South Dakota St., 32:00.9; 20. Patrick Boivin, Cal St. Chico, 32:03.0.

21. Greg Darbyshire, South Dakota St., 32:04.4; 22. Daryn Parker, Fort Hays St., 32:07.8; 23. Mark Stallings, Millersville, 32:08.9; 24. Adam Lindahl, South Dakota, 32:11.1; 25. Joseph Mutai, Kennesaw St., 32:11.5; 26. Matt Helbig, Truman, 32:12.3; 27. Martin Okello, Abilene Christian, 32:13.5; 28. Jacob Rotich, Harding, 32:16.9; 29. Steven Laurie, UC Davis, 32:19.2; 30. Dale Dexter, Fort Hays St., 32:21.1.

31. Brian Lyons, Mo. Southern St., 32:22.4; 32. Steve Larson, Hillsdale, 32:23.1; 33. Carl Mease, Mass.-Lowell, 32:23.3; 34. Darik Hoff, North Dakota St., 32:24.4; 35. Brian Goodwin, Wayne St. (Mich.), 32:24.9; 36. Matt Falkner, Cal St. Chico, 32:25.7; 37. Jonathan Murphy, Mass.-Lowell, 32:26.2; 38. Magnus Holmstrom, Mo. Southern St., 32:31.2; 39. Jerry Reckart, North Fla., 32:31.5; 40. Jean-Marie Ndikumana, Abilene Christian, 32:31.7.

41. Juan Sanchez, Cal St. Chico, 32:33.1; 42. Arthemon Sindayigaya, Abilene Christian, 32:35.2; 43. Reed Fisher, Harding, 32:36.4; 44. Pete Clusener, Humboldt St., 32:37.0; 45. Kimmo Lassila, Edinboro, 32:38.7; 46. Kevin Alliette, Mass.-Lowell, 32:39.8; 47. Mark Terpstra, Grand Valley St., 32:43.5; 48. Jeff Vyain, Grand Valley St., 32:45.3; 49. Matthew Pearson, South Dakota St., 32:47.6; 50. Nathan Bristow, UC Davis, 32:48.6.

51. Ewen North, Adams St., 32:52.8; 52. Jay Hill, Central Mo. St., 32:54.2; 53. Andrew Blau, South Dakota St., 32:54.5; 54. Mark Batres, Cal Poly Pomona, 32:55.0; 55. Daniel Sawicki, Mass.-Lowell, 32:55.9; 56. Larry Boswell, Mo. Southern St., 32:57.5; 57. Nick Branen, Abilene Christian, 32:57.7; 58. Levi Brathall, UC-Colo. Spgs., 32:58.5; 59. Mike Cropper, Lewis, 32:59.1; 60. Patrick Morasse, Mass.-Lowell, 33:00.3.

61. Alex Daniels, UC Davis, 33:00.4; 62. Dave Vandermeer, Grand Valley St., 33:01.9; 63. Eric Strabel, Alas. Anchorage, 33:02.6; 64. Sean Rivers, Alas. Anchorage, 33:03.7; 65. James Stehle, Shippensburg, 33:05.8; 66. Christopher Layman, Cal St. Chico, 33:08.7; 67. Jacob Christensen, South Dakota, 33:09.0; 68. Andrew Bird, Emporia St., 33:09.5; 69. Eric Blake, Adams St., 33:10.6; 70. Maciej Miarecko, Harding, 33:11.1.

71. Petri Kykyri, Mo. Southern St., 33:12.9; 72. Aaron Rowe, Edinboro, 33:13.7; 73. Kevin Blacquiere, Grand Valley St., 33:14.4; 74. Michael Nikkila, Hillsdale, 33:15.0; 75. Piotr Flajszer, Kennesaw St., 33:15.0; 76. Josiah Lagat, Morehouse, 33:15.4; 77. Andy Elvester, Alas. Anchorage, 33:15.5; 78. Justin Gindlesperger, Shippensburg, 33:15.9; 79. Nate Jenkins, Mass.-Lowell, 33:16.2; 80. Darryl Brown, East Stroudsburg, 33:17.1.

81. Alan Heincker, Truman, 33:18.3; 82. Tobias Schwoerer, Alas. Anchorage, 33:18.8; 83. Matthew Laye, UC Davis, 33:19.4; 84. Randall Scherer, Hillsdale, 33:20.2; 85. Pat Boyle, Truman, 33:20.6; 86. Eric Dehner, Adams St., 33:23.8; 87. Todd Worcester, Fort Hays St., 33:25.7; 88. Jim Kastrenos, Bentley, 33:27.3; 89. Kyle Fujimoto, Hillsdale, 33:29.0; 90. Kennedy Kitur, Kennesaw St., 33:29.5.

91. Dave Ross, Grand Valley St., 33:30.3; 92. Kevin Bjerke, South Dakota St., 33:31.4; 93. Anthony Turgeon, South Dakota, 33:32.6; 94. Mario Fraioli, Stonehill, 33:33.5; 95. Steve Pizzulli, Millersville, 33:33.9; 96. Brad Regan, Adams St., 33:35.1; 97. Stephen Fairclough, UC Davis, 33:35.2; 98. Elias Gonzalez, Tampa, 33:36.0; 99. Charles-Mic Berg, Hillsdale, 33:36.9; 100. Joey Byrne, Southern Ind., 33:37.2.

101. Martin Corona, Tex. A&M-Kingsville, 33:40.4; 102. Mike Killam, Bentley, 33:40.8; 103. Tim Nichols, Grand Valley St., 33:41.4; 104. Nat Wibberley, Edinboro, 33:42.0; 105. Craig Rhoads, Mo. Southern St., 33:43.2; 106. Greg Mason, Kennesaw St., 33:43.8; 107. Matt Fouts, Fort Hays St., 33:44.0; 108. Richard Moore, Wheeling Jesuit, 33:44.3; 109. Scott Ellwanger, South Dakota, 33:45.1; 110. Vernon Ruiz, Cal St. Chico, 33:45.2.

111. Leif Kennedy, Central Mo. St., 33:46.0; 112. Andy Person, Truman, 33:46.4; 113. John Kuehn, UC Davis, 33:49.3; 114. Scott Wietecha, Harding, 33:49.8; 115. Mike Steele, South Dakota St., 33:50.3; 116. Jari Venalainen, Kennesaw St., 33:51.5; 117. Justin Perez, Hillsdale, 33:52.0; 118. Ben Watson, Grand Valley St., 33:53.6; 119. Brad Peter, Truman, 33:56.4; 120. Ryan Coon, Edinboro, 33:57.2.

121. Justin Rau, UC Davis, 33:58.8; 122. Craig Eckstein, Mars Hill, 33:59.3; 123. John Somers, Shippensburg, 34:03.1; 124. Mike Nelson, Truman, 34:03.7; 125. Todd List, Alas. Anchorage, 34:03.8; 126. Joel Martinez, Cal St. Chico, 34:06.0; 127. Jared Fox, Fort Hays St., 34:08.9; 128. Shane Land, Central Mo. St., 34:10.0; 129. Jared Lowry, Edinboro, 34:10.6; 130. Adam Moos, Fort Hays St., 34:12.7.

131. Brian Lankiewicz, Mass.-Lowell, 34:13.5; 132. Landon Taylor, Kennesaw St., 34:14.1; 133. Jim Benchich, Millersville, 34:15.4; 134. Timothy Townsend, Mars Hill, 34:16.2; 135. Albert Mokaya, Kennesaw St., 34:17.7; 136. Brad Cole, Fort Hays St., 34:18.9; 137. Andy Nelson, South Dakota, 34:19.7; 138. Ryan Agnew, Bentley, 34:23.5; 139. Larry Marshall, St. Augustine's, 34:23.7; 140. Lou Raffetto, Bentley, 34:23.9.

141. Jeremy Houseman, Millersville, 34:26.8. 142. Bret Fransen, South Dakota, 34:30.0; 143. Nate Normandin, Alas. Anchorage, 34:33.3; 144. Harvey Coble, South Dakota, 34:36.8; 145. Donald Rich, Shippensburg, 34:37.7; 146. Daniel Amick, Mars Hill, 34:38.5; 147. Matt Houseman, Millersville, 34:39.7; 148. Paul Koehler, Mo. Southern St., 34:40.1; 149. Aaron Wells, Truman, 34:40.9; 150. Joe Janke, Edinboro, 34:42.6.

151. Seth Folkertsma, Hillsdale, 34:48.4; 152. Kyle Hardenbrook, Shippensburg, 34:50.6; 153. Ken DiMarzio, Millersville, 34:54.2; 154. Chris Cannon, Alas. Anchorage, 34:55.2; 155. Matt Merrigan, Central Mo. St., 34:56.0; 156. Chris Hiatt, Pfeiffer, 34:58.5; 157. Brad Malay, Southern Conn. St., 35:01.5; 158. Tim Cron, Edinboro, 35:06.5; 159. Jonathan Dalby, Central Mo. St., 35:16.0; 160. Shawn Williams, North Fla., 35:17.9.

161. Ezekiel Koech, Harding, 35:19.5; 162. Terrance Lillicrapp, Shippensburg, 35:23.9; 163. Ryan Spinney, Bentley, 35:25.6; 164. Michael Sutter, Mo. Southern St., 35:26.9; 165. Ryan Willis, Catawba, 35:27.6; 166. Wayne Nassis, North Fla., 35:29.5; 167. Joseph Breisch, Shippensburg, 35:29.9; 168. Aaron Fitzgerald, Central Mo. St., 35:42.1; 169. Alhaji Alhassan, St. Augustine's, 35:44.3; 170. Chris O'Conner, Central Mo. St., 35:44.8.

171. James Thompson, Mars Hill, 35:45.6; 172. Rocky Oakes, Mars Hill, 35:49.6; 173. Dave O'Grady, Bentley, 35:51.6; 174. Christian Rischke, Mars Hill, 35:59.1; 175. Zach Starr, North Fla., 36:19.2; 176. Anthony Vitale, Bentley, 36:19.2; 177. Ben Collins, Harding, 36:26.2; 178. Patrick Casstevens, Pfeiffer, 36:38.1; 179. Ronnie LaGuerre, North Fla., 36:39.9; 180. Jason Powers, North Fla., 37:00.6.

181. Chad Casstevens, Pfeiffer, 37:15.7; 182. Steven Pearce, Mars Hill, 37:26.5; 183. Michael Whitley, Pfeiffer, 37:30.6; 184. Justin Sink, Pfeiffer, 37:55.4; 185. Chris Lamperski, Pfeiffer, 37:55.6; 186. Joshua Pinyan, Pfeiffer, 40:46.0.

History

Team Results

Year	Champion	Coach	Points	Runner-Up	Points	Host or Site
1958	Northern Ill.	C.H. Appel	90	South Dakota St.	93	Wheaton (Ill.)
1959	South Dakota St.	Jim Emmerich	67	Emporia St.	75	Wheaton (Ill.)
1960	Central St. (Ohio)	Dave Youngblade	72	Minn. St.-Mankato	109	Wheaton (Ill.)
1961	Southern Ill.	Lew Hartzog	33	South Dakota St.	82	Wheaton (Ill.)
1962	Central St. (Ohio)	Dave Youngblade	77	Northern Ill.	96	Wheaton (Ill.)
1963	Emporia St.	Fran Welch	44	Akron	174	Wheaton (Ill.)
1964	Kentucky St.	William Exum	95	Truman	105	Wheaton (Ill.)
1965	San Diego St.	Choc Sportsman	55	Eastern Mich.	164	Wheaton (Ill.)
1966	San Diego St.	Choc Sportsman	58	Western Ill.	184	Wheaton (Ill.)
1967	San Diego St.	Anthony Sucec	66	Cal Poly Pomona	133	Wheaton (Ill.)
1968	Eastern Ill.	Pat O'Brien	99	Minn. St.-Mankato	130	Wheaton (Ill.)
1969	Eastern Ill.	Pat O'Brien	84	Eastern Mich.	146	Wheaton (Ill.)
1970	Eastern Mich.	Bob Parks	100	Cal St. Fullerton	124	Wheaton (Ill.)
1971	Cal St. Fullerton	Jim Schultz	47	North Dakota St.	81	Wheaton (Ill.)
1972	North Dakota St.	Roger Grooters	84	South Dakota St.	143	Wheaton (Ill.)
1973	South Dakota St.	Jay Dirksen	88	Southwest Mo. St.	93	Wheaton (Ill.)
1974	Southwest Mo. St.	Chuck Hunsaker	112	South Dakota St.	130	Southwest Mo. St.
1975	UC Irvine	Len Miller	59	Cal St. Northridge	91	Cal St. Northridge
1976	UC Irvine	Len Miller	50	Southwest Mo. St.	73	Southwest Mo. St.
1977	Eastern Ill.	Thomas Woodall	37	South Dakota St.	151	Ill.-Chicago
1978	Cal Poly	Steve Miller	42	South Dakota St.	165	Indiana (Pa.)
1979	Cal Poly	Steve Miller	45	Sacramento St.	108	UC Riverside
1980	Humboldt St.	James Hunt	115	UNC Pembroke	120	Wis.-Parkside
1981	Millersville	Eugene Fritz	97	Edinboro	99	Mass.-Lowell
1982	Eastern Wash.	Jerry Martin	84	South Dakota St.	123	St. Cloud St.
1983	Cal Poly Pomona	Jim Sackett	86	St. Cloud St.	100	Wis.-Parkside
1984	Southeast Mo. St.	Fred Binggeli	87	Edinboro	129	Mississippi Col.
1985	South Dakota St.	Scott Underwood	60	Edinboro	108	East Stroudsburg
1986	Edinboro	Doug Watts	56	South Dakota St.	79	UC Riverside
1987	Edinboro	Doug Watts	95	Minn. St. Mankato	113	Southern Ind.
1988	Edinboro	Doug Watts	77			Mississippi Col.
	Minn. St. Mankato	Mark Schuck	77			
1989	South Dakota St.	Scott Underwood	97	Edinboro	102	East Stroudsburg
1990	Edinboro	Doug Watts	50	Shippensburg	125	Humboldt St.
1991	Mass.-Lowell	George Davis	48	Neb.-Kearney	96	SIU-Edwardsville
1992	Adams St.	Joe Vigil	15	Western St.	56	Slippery Rock
1993	Adams St.	Joe Vigil	25	Edinboro	103	UC Riverside
1994	Adams St.	John Kernan	55	Western St.	73	Neb.-Kearney
1995	Western St.	Duane Vandenbusche	69	Central Mo. St.	98	S.C.-Spartanburg
1996	South Dakota St.	Tom Henderson	119	Lewis	142	Humboldt St.
1997	South Dakota	Dave Gottsleben	78	Central Mo. St.	83	Wis.-Parkside
1998	Adams St.	Damon Martin	68	Western St.	74	Kansas
1999	Western St.	Duane Vandenbusche	27	Adams St.	95	Mo. Southern St.
2000	Western St.	Duane Vandenbusche	24	Abilene Christian	62	Cal Poly Pomona
2001	Western St.	Duane Vandenbusche	38	Abilene Christian	74	Slippery Rock
2002	Western St.	Duane Vandenbusche	35	Abilene Christian	81	Ashland

TEAM CHAMPIONSHIPS

(Note: Totals include co-championships.)

South Dakota St. 5, Western St. 5, Adams St. 4, Edinboro 4, Eastern Ill. 3, San Diego St. 3, Cal Poly 2, Central St. (Ohio) 2, UC Irvine 2, Cal Poly Pomona, Cal St. Fullerton, Eastern Mich., Eastern Wash., Emporia St., Humboldt St., Kentucky St., Minn. St. Mankato, Mass.-Lowell, Millersville, North Dakota St., Northern Ill., South Dakota, Southeast Mo. St., Southern Ill., Southwest Mo. St., 1 each.

INDIVIDUAL CHAMPIONSHIPS

North Dakota St. 5, Edinboro 3, Emporia St. 3, Abilene Christian 2, Adams St. 2, UC Irvine 2, Cal Poly 2, Lewis 2, Loras 2, South Dakota St. 2, Tex. A&M-Commerce 2, Western St. 2, C.W. Post, Cal St. Fullerton, Calif. (Pa.), Central Mo. St., Central St. (Ohio), Cortland St., Humboldt St., Keene St., Luther, Mt. St. Mary's (Md.), UNC Pembroke, North Dakota, Portland St., Southeast Mo. St., Southern Ind., Truman, 1 each.

Championships Records

TEAM SCORE

15—Adams St. (Phillip Castillo 1, Peter De La Cerda 2, David Brooks 3, Paul Stoneham 4, Jason Mohr 5), 1992.

INDIVIDUAL TITLES

2—Paul Whiteley, Emporia St., 1958-59; John Mulholland, Loras, 1960-61; Mike Slack, North Dakota St., 1971-72; Garry Bentley, South Dakota St., 1973-74; Ralph Serna, UC Irvine, 1975-76; James Schankel, Cal Poly, 1978-79; Samson Obwocha, Tex. A&M-Commerce, 1985-86; Doug Hanson, North Dakota St., 1988-90; Charles Mulinga, Lewis, 1994-95; Michael Aish, Western St., 1999-2001; Alfred Rugema, Abilene Christian, 2000-02.

Individual Champions

1958 Paul Whiteley, Emporia St., 20:45
1959 Paul Whiteley, Emporia St., 23:01.6
1960 John Mulholland, Loras, 20:28.3
1961 John Mulholland, Loras, 20:06
1962 Leslie Hegedus, Central St., 19:59.1

1963 John Camien, Emporia St., 19:16.9
1964 Ed Schneider, Truman, 19:43.9
1965 Gene Takle, Luther, 19:38.9
1966 Bob Fitts, Cortland St., 19:40.6
1967 Arjan Gelling, North Dakota, 19:33.5

1968 Dave Robbins, Portland St., 25:14
1969 Ron Stonitsch, C.W. Post, 24:53
1970 Mark Covert, Cal St. Fullerton, 25:13
1971 Mike Slack, North Dakota St., 24:19
1972 Mike Slack, North Dakota St., 24:36

1973 Garry Bentley, South Dakota St., 23:49
1974 Garry Bentley, South Dakota St., 23:33.8
1975 Ralph Serna, UC Irvine, 23:40.6
1976 Ralph Serna, UC Irvine, 29:42
1977 Michael Bollman, North Dakota St., 30:08.7

1978 James Schankel, Cal Poly, 30:34
1979 James Schankel, Cal Poly, 29:43
1980 Garry Henry, UNC Pembroke, 29:32
1981 Mark Conover, Humboldt St., 31:45.7
1982 Greg Beardsley, Edinboro, 36:49.8

1983 Brian Ferrari, Calif. (Pa.), 30:38.2
1984 Michael Vanatta, Southeast Mo. St., 29:55.0
1985 Samson Obwocha, Tex. A&M-Commerce, 30:49.40
1986 Samson Obwocha, Tex. A&M-Commerce, 30:52
1987 Charles Cheruiyot, Mt. St. Mary's (Md.), 30:42

1988 Doug Hanson, North Dakota St., 29:47
1989 Rob Edson, Keene St., 31:44.90
1990 Doug Hanson, North Dakota St., 29:18.8
1991 Martin Lyons, Edinboro, 31:29
1992 Phillip Castillo, Adams St., 32:24

1993 Shane Healy, Adams St., 28:04
1994 Charles Mulinga, Lewis, 30:50.9
1995 Charles Mulinga, Lewis, 30:20.12
1996 Alexandr Alexin, Central Mo. St., 31:23.6
1997 Elly Rono, Southern Ind., 31:13.9

1998 Yi Min Wu, Edinboro, 31:06.6
1999 Michael Aish, Western St., 29:19.0
2000 Alfred Rugema, Abilene Christian, 30:17.0
2001 Michael Aish, Western St., 30:52.6
2002 Alfred Rugema, Abilene Christian, 30:43.7

Race Distance 1958-67: 4 miles; 1968-75: 5 miles; 1976-2002: 10,000 meters.

Team Finishes

Team (Years Participated)	Yrs.	1st	2nd	3rd	4th	5th	Best Finish (Year[s])
Abilene Christian (1986-87-88-89-93-94-96-98-99-2000-01-02)	12	0	3	0	1	1	2nd (2000-01-02)
Adams St. (1992-93-94-96-97-98-99-2000-01-02)	10	4	1	4	0	0	1st (1992-93-94-98)
Adelphi (1975)	1	0	0	0	0	0	15th (1975)
Adrian (1966-67-68-69-70-71-72)	7	0	0	0	0	0	24th (1968)
Akron (1962-63-65-66-67-68-69-71-72-73-74-76-77-78-79)	15	0	1	0	0	0	2nd (1963)
Alabama A&M (1993-94)	2	0	0	0	0	0	8th (1993)
Alas. Anchorage (2001-02)	2	0	0	0	0	0	12th (2002)
Albany (N.Y.) (1963-64-66-71-72)	5	0	0	0	0	0	14th (1963-64)
Albion (1958)	1	0	0	0	0	0	13th (1958)
Allegheny (1972)	1	0	0	0	0	0	53rd (1972)
Alma (1967-68-69-70-71-72)	6	0	0	0	0	0	T15th (1970)
Aquinas (1964-65-66-67-68)	5	0	0	0	0	0	15th (1965)
Arkansas St. (1967)	1	0	0	0	1	0	4th (1967)
Ashland (1969-71-72-91-94-95-96-97-98-2000)	10	0	0	0	0	2	5th (1994-97)
Augustana (Ill.) (1967-69-70-71-72)	5	0	0	0	0	0	9th (1971)
Augustana (S.D.) (1963-73-74-88-89-90-91-93-99)	9	0	0	0	0	0	T7th (1991)
Baldwin-Wallace (1967-68-69-71-72)	5	0	0	0	0	0	9th (1967)
Ball St. (1959-60-61-64-65-66-67)	7	0	0	1	2	1	3rd (1967)
Barton (2000)	1	0	0	0	0	0	24th (2000)
Bellarmine (1980-82)	2	0	0	0	0	0	T7th (1982)
Beloit (1961-70)	2	0	0	0	0	0	16th (1961)
Benedictine (Ill.) (1971-72)	2	0	0	0	0	0	51st (1971)
Bentley (2000-01-02)	3	0	0	0	0	0	18th (2000)
Bloomsburg (1978-93)	2	0	0	0	0	0	14th (1993)
Bridgewater (Va.) (1971-72)	2	0	0	0	0	0	37th (1971)
Brockport St. (1970)	1	0	0	0	0	0	19th (1970)
Buffalo St. (1960-61-62-63-65-69-74)	7	0	0	0	0	0	8th (1961-62)
C.W. Post (1969-70-72-73-74-77-80)	7	0	0	0	1	0	4th (1974)
UC Davis (1967-68-69-70-71-72-74-75-76-84-85-91-92-93-95-97-98-99-2000-01-02)	21	0	0	1	1	4	3rd (1970)
UC Irvine (1974-75-76)	3	2	0	0	0	0	1st (1975-76)
UC Riverside (1968-77-78-79-80-81-82-83-84-85-87-88-89-90-91-94-95)	17	0	0	1	1	1	3rd (1984)
UC San Diego (2001)	1	0	0	0	0	0	15th (2001)
Cal Poly Pomona (1967-83-84-85-86-88-90-92-94-96-97)	11	1	1	1	0	2	1st (1983)
Cal Poly (1967-69-72-75-77-78-79-80-81-82-83-84-85-86-87-88-89-90-91-92-93)	21	2	0	2	3	2	1st (1978-79)
Cal St. Chico (1969-72-73-95-99-2000-01-02)	8	0	0	1	0	1	3rd (1969)
Cal St. Fullerton (1968-70-71-72)	4	1	1	1	0	0	1st (1971)
Cal St. Hayward (1986)	1	0	0	0	0	0	15th (1986)
Cal St. Los Angeles (1975-78-87-88-89)	5	0	0	0	0	0	6th (1987)
Cal St. Northridge (1973-74-75-76-79-80-86-87-89)	9	0	1	0	0	1	2nd (1975)
Calvin (1960-62-63-64-66-67-68-69-70)	9	0	0	0	0	0	6th (1963)
Carleton (1965-67-68-69-70-72)	6	0	0	0	0	0	13th (1965)
Carroll (Wis.) (1960)	1	0	0	0	0	0	13th (1960)
Carthage (1966-67-68-69)	4	0	0	0	0	0	8th (1966)
Case Reserve (1969-71-72)	3	0	0	0	0	0	27th (1969-72)
Catholic (1966-67)	2	0	0	0	0	0	24th (1966)
Central (Iowa) (1966)	1	0	0	0	0	0	29th (1966)
Central Mich. (1958-65-67-68-70)	5	0	0	1	1	0	3rd (1958)

Team (Years Participated)	Yrs.	1st	2nd	3rd	4th	5th	Best Finish (Year[s])
Central Mo. St. (1968-69-72-73-74-75-76-77-78-79-80-81-82-93-95-96-97-98-99-2000-01-02)	22	0	2	0	0	1	2nd (1995-97)
Central Okla. (1990)	1	0	0	0	0	0	17th (1990)
Central St. (Ohio) (1959-60-62-68)	4	2	0	0	1	0	1st (1960-62)
Chapman (1970)	1	0	0	0	0	0	42nd (1970)
Chicago (1960-61-62-63-64-65-66-67-68-70-71-72)	12	0	0	0	0	0	12th (1964)
Cleveland St. (1969-70-71)	3	0	0	0	0	0	17th (1969)
Concordia (Ill.) (1964-71)	2	0	0	0	0	0	23rd (1964)
Cornell College (1967)	1	0	0	0	0	0	44th (1967)
Cortland St. (1960)	1	0	0	0	0	0	19th (1960)
Delaware Valley (1963-64)	2	0	0	0	0	0	18th (1964)
Denison (1972)	1	0	0	0	0	0	T25th (1972)
DePauw (1958-59-60-64-66-71-72)	7	0	0	0	0	0	7th (1959)
Doane (1967-68-69)	3	0	0	0	0	0	15th (1969)
East Stroudsburg (1985-87-89)	3	0	0	0	0	0	10th (1985)
Eastern Ill. (1968-69-70-71-72-73-74-75-76-77-78-79-80)	13	3	0	5	0	2	1st (1968-69-77)
Eastern Ky. (1966-67)	2	0	0	0	0	0	13th (1967)
Eastern Mich. (1963-65-66-69-70-71)	6	1	2	2	0	0	1st (1970)
Eastern Wash. (1981-82)	2	1	0	0	0	0	1st (1982)
Edinboro (1974-79-80-81-82-83-84-85-86-87-88-89-90-91-92-93-94-95-96-97-98-99-2000-01-02)	25	4	5	0	2	1	1st (1986-87-88-90)
Elmhurst (1964)	1	0	0	0	0	0	20th (1964)
Emporia St. (1958-59-62-63-93)	5	1	1	1	0	0	1st (1963)
FDU-Florham (1968)	1	0	0	0	0	0	34th (1968)
Ferris St. (1977-79-80-81-82-84-85)	7	0	0	0	1	0	4th (1980)
Fort Hays St. (1994-97-2001-02)	4	0	0	0	0	0	10th (1997-2002)
Fort Lewis (1995)	1	0	0	0	0	0	T14th (1995)
Fredonia St. (1971)	1	0	0	0	0	0	29th (1971)
Fresno St. (1967)	1	0	0	0	0	0	8th (1967)
Geneseo St. (1972)	1	0	0	0	0	0	45th (1972)
George Mason (1976)	1	0	0	0	0	0	20th (1976)
Grand Valley St. (1983-2002)	2	0	0	0	0	0	9th (2002)
Grinnell (1960-71-72)	3	0	0	0	0	0	15th (1960)
Grove City (1970-71-72)	3	0	0	0	0	0	19th (1971)
Hamilton (1971)	1	0	0	0	0	0	27th (1971)
Hamline (1972)	1	0	0	0	0	0	41st (1972)
Harding (2000-01-02)	3	0	0	0	0	1	T5th (2001)
Hawaii-Hilo (1996)	1	0	0	0	0	0	14th (1996)
Hillsdale (2000-02)	2	0	0	0	0	0	11th (2002)
Hope (1967-68-71)	3	0	0	0	0	0	26th (1971)
Humboldt St. (1969-74-80-89-90-91-92-93-96-98-2000)	11	1	0	1	0	3	1st (1980)
Ill.-Chicago (1971-76-77-78)	4	0	0	0	1	0	4th (1976)
Illinois St. (1968-69)	2	0	0	0	1	0	4th (1969)
Indiana (Pa.) (1975-76-77-78-79-80-81-82-83-84-86-88-89-90-93)	15	0	0	1	1	0	T3rd (1977)
Indiana St. (1966-67)	2	0	0	0	0	0	12th (1966)
Indianapolis (1972-74-75-76-77-2000)	6	0	0	0	0	0	18th (1975)
James Madison (1975)	1	0	0	0	0	0	20th (1975)
Juniata (1960)	1	0	0	0	0	0	16th (1960)
Kalamazoo (1966-68-71-72)	4	0	0	0	0	0	29th (1968)
Keene St. (1984-85-86-87-88-92-95)	7	0	0	1	0	1	3rd (1985)
Kennesaw St. (1994-95-96-97-99-2000-01-02)	8	0	0	0	0	0	12th (1999)
Kentucky St. (1963-64-65-66-67-68-70-73-74)	9	1	0	0	0	1	1st (1964)
King's (Pa.) (1972-73)	2	0	0	0	0	0	23rd (1973)
Kutztown (1988)	1	0	0	0	0	0	11th (1988)
Lake Forest (1966-67)	2	0	0	0	0	0	39th (1966)
Lake Superior St. (1991)	1	0	0	0	0	0	14th (1991)
Lees-McRae (2001)	1	0	0	0	0	0	23rd (2001)
Lewis (1988-92-93-94-95-96-97-98-99-2001)	10	0	1	0	2	0	2nd (1996)
Liberty (1983-85)	2	0	0	0	0	0	10th (1983)
Lock Haven (1972-99-2000)	3	0	0	0	0	0	13th (1999)
Long Beach St. (1966-67)	2	0	0	0	0	0	9th (1966)
Loras (1966)	1	0	0	0	0	0	34th (1966)
Louisiana Tech (1967)	1	0	0	0	0	0	34th (1967)
Luther (1964-65-66-67-68-69-70-71-72)	9	0	0	0	1	0	4th (1972)
Macalester (1964-66-67-68-69-70-71-72)	8	0	0	0	0	0	6th (1966)
MacMurray (1961-62-66-67-68-70)	6	0	0	0	0	0	14th (1961-62)
Marietta (1970-71)	2	0	0	0	0	0	13th (1970)
Mars Hill (2002)	1	0	0	0	0	0	23rd (2002)
Mass.-Lowell (1977-79-83-84-85-86-88-89-91-92-2000-01-02)	13	1	0	1	0	0	1st (1991)
Md.-East. Shore (1966)	1	0	0	0	0	0	40th (1966)
Michigan Tech (1970-71)	2	0	0	0	0	0	23rd (1971)
Middle Tenn. (1966)	1	0	0	0	0	0	14th (1966)
Millersville (1963-70-71-81-82-83-84-2001-02)	9	1	0	0	0	0	1st (1981)
Minn. Duluth (1971)	1	0	0	0	0	0	20th (1971)
Minn. St. Mankato (1958-59-60-61-62-63-64-66-68-69-70-71-72-73-74-75-76-77-78-79-80-81-85-86-87-88-90-91-92-93-95-96-97-98-99-2000-01)	37	1	3	3	1	7	T1st (1988)
Mississippi Col. (1976)	1	0	0	0	0	0	18th (1976)
MIT (1959-68)	2	0	0	1	0	0	3rd (1968)
Mo.-Rolla (1960-62-74)	3	0	0	0	0	0	11th (1960)
Mo. Southern St. (2000-01-02)	3	0	0	0	0	0	6th (2000)
Mount Olive (2001)	1	0	0	0	0	0	24th (2001)
Mount Union (1966-67-68-69-70-71)	6	0	0	0	0	0	6th (1967-70)
Neb.-Kearney (1990-91-92-94-95-99)	6	0	1	1	1	0	2nd (1991)
Neb.-Omaha (1974-76-77)	3	0	0	0	0	0	13th (1977)
Neb. Wesleyan (1962-63-65-66-67-68-69-70-71-72)	10	0	0	0	0	0	16th (1962)
N.M. Highlands (1998-99)	2	0	0	0	0	0	10th (1998)

Team (Years Participated)	Yrs.	1st	2nd	3rd	4th	5th	Best Finish (Year[s])
UNC Pembroke (1980-81)	2	0	1	0	0	0	2nd (1980)
North Central (1961-62-63-64-67-68-69-70-71-72)	10	0	0	0	0	0	6th (1972)
North Dakota (1963-64-66-67-68-69-92-97)	8	0	0	0	0	0	6th (1969)
North Dakota St. (1961-62-63-70-71-72-73-74-75-76-81-82-83-84-85-86-87-88-89-90-95-96-97-98)	24	1	1	0	2	1	1st (1972)
North Fla. (2002)	1	0	0	0	0	0	19th (2002)
North Park (1970-71-72)	3	0	0	0	0	0	38th (1972)
Northern Ill. (1958-62)	2	1	1	0	0	0	1st (1958)
Northern Iowa (1963-64-65-66-67-68-69-70-71-72-73-74-75-76-77-78-79)	17	0	0	1	1	0	3rd (1964)
Northern Ky. (1979)	1	0	0	0	0	0	19th (1979)
Northwest Mo. St. (1968-72-73-74-76-78-79-84-97-98)	10	0	0	0	0	0	12th (1972)
Northwestern St. (1972)	1	0	0	0	0	0	23rd (1972)
Oakland (1968)	1	0	0	0	0	0	43rd (1968)
Ohio Wesleyan (1958-61)	2	0	0	0	0	0	9th (1958)
Old Dominion (1972)	1	0	0	0	0	0	52nd (1972)
Otterbein (1972)	1	0	0	0	0	0	43rd (1972)
P.R.-Mayaguez (1968)	1	0	0	0	0	0	22nd (1968)
Pfeiffer (2002)	1	0	0	0	0	0	24th (2002)
Pittsburg St. (1991-98)	2	0	0	0	0	0	15th (1991-98)
Pitt.-Johnstown (1978)	1	0	0	0	0	0	T19th (1978)
Plymouth St. (1972)	1	0	0	0	0	0	48th (1972)
Portland St. (1994)	1	0	0	0	0	0	8th (1994)
Puget Sound (1974)	1	0	0	0	0	0	T17th (1974)
Rensselaer (1969)	1	0	0	0	0	0	37th (1969)
Rhodes (1960)	1	0	0	0	0	0	17th (1960)
Roanoke (1958-71-73)	3	0	0	0	0	0	11th (1958)
Rochester Inst. (1968-70-71-72)	4	0	0	0	0	0	35th (1968)
Sacramento St. (1977-78-79-83-87)	5	0	1	0	1	0	2nd (1979)
St. Augustine's (1979-80-82-2000)	4	0	0	0	0	0	15th (1982)
St. Cloud St. (1969-70-71-72-73-76-77-79-80-82-83-84-87)	13	0	1	0	0	1	2nd (1983)
St. John's (Minn.) (1969-70-71)	3	0	0	0	0	0	8th (1969-70)
St. Joseph's (Ind.) (1964)	1	0	0	0	0	0	11th (1964)
St. Olaf (1969-70-71-72)	4	0	0	0	0	0	13th (1971)
San Diego St. (1965-66-67)	3	3	0	0	0	0	1st (1965-66-67)
Shippensburg (1978-79-80-89-90-91-92-98-2000-01-02)	11	0	1	0	1	0	2nd (1990)
SIU-Edwardsville (1970-71-72-73-74-75-76-77)	8	0	0	0	0	0	10th (1976)
Slippery Rock (1958-59-60-61-62-63-69-90-91)	9	0	0	1	0	1	3rd (1961)
Sonoma St. (1990)	1	0	0	0	0	0	11th (1990)
South Dakota (1972-73-74-75-76-78-80-89-93-94-95-96-97-98-99-2000-02)	17	1	0	1	0	0	1st (1997)
South Dakota St. (1958-59-60-61-62-63-64-65-66-67-68-69-70-71-72-73-74-75-76-77-78-79-80-81-82-83-84-85-86-87-88-89-90-91-92-93-94-95-96-97-99-2000-01-02)	44	5	8	4	6	4	1st (1959-73-85-89-96)
South Fla. (1968-69-70-71)	4	0	0	0	0	0	25th (1968)
Southeast Mo. St. (1961-65-66-67-70-71-72-73-74-75-76-77-80-81-82-83-84-85-86-87-88-89-90)	23	1	0	2	1	0	1st (1984)
Southeastern La. (1973-77)	2	0	0	0	0	0	14th (1977)
Southern Conn. St. (1970-77-85-86-87-94-99)	7	0	0	0	1	0	4th (1985)
Southern Ill. (1958-61)	2	1	0	0	0	1	1st (1961)
Southern Ind. (1980-81-82-83-85-86-87-88-90-91-96-97)	12	0	0	1	0	1	3rd (1982)
Southwest Mo. St. (1965-68-70-73-74-75-76-77-78-79-80)	11	1	2	0	1	1	1st (1974)
Springfield (1961-62-66-67-74)	5	0	0	0	1	1	4th (1962)
Stony Brook (1973)	1	0	0	0	0	0	26th (1973)
Swarthmore (1970-72)	2	0	0	0	0	0	17th (1970)
Temple (1966-67)	2	0	0	0	0	0	10th (1967)
Tennessee Tech (1966-67)	2	0	0	0	0	0	15th (1966)
Tex. A&M-Kingsville (1984-86)	2	0	0	0	0	0	12th (1986)
Troy St. (1976-77-78-79-80-81-82-83-84-85-91-92)	12	0	0	0	0	0	6th (1979)
Truman (1960-62-64-65-66-67-69-72-83-86-87-89-92-94-95-96-2000-01-02)	19	0	1	2	2	0	2nd (1964)
Union (Tenn.) (1959-60)	2	0	0	0	0	0	9th (1959)
Upsala (1960)	1	0	0	0	0	0	21st (1960)
Valdosta St. (1975-76-77-78)	4	0	0	1	0	0	3rd (1978)
Valparaiso (1963-64-65-66-67-68-69-70-71-72-73)	11	0	0	1	1	0	3rd (1965)
Wabash (1958-59-60-61-63-64-72)	7	0	0	1	0	0	3rd (1959)
Wartburg (1963-64-65-66-67-68-70)	7	0	0	0	0	1	5th (1967)
Washington (Mo.) (1969)	1	0	0	0	0	0	34th (1969)
Wash. & Lee (1972)	1	0	0	0	0	0	47th (1972)
Wayne St. (Mich.) (1969-70-71-72-73-74-76-77-2001)	9	0	0	0	0	0	11th (2001)
West Ga. (1978-79-98)	3	0	0	0	0	0	16th (1998)
West Liberty St. (1964)	1	0	0	0	0	0	21st (1964)
Western Caro. (1973-74)	2	0	0	0	0	0	20th (1973-74)
Western Ill. (1966-67-68-70-71-72-73-74-76)	9	0	1	0	1	2	2nd (1966)
Western St. (1992-93-94-95-96-97-98-99-2000-01-02)	11	5	3	1	2	0	1st (1995-99-2000-01-02)
Westminster (Mo.) (1962)	1	0	0	0	0	0	20th (1962)
Wheaton (Ill.) (1958-59-60-62-63-65-66-67-68-69-70-71-72)	13	0	0	0	1	0	4th (1958)
William Jewell (1972)	1	0	0	0	0	0	56th (1972)
Wis.-Milwaukee (1960-61-62)	3	0	0	0	0	0	13th (1961)
Wright St. (1976-77-78)	3	0	0	0	0	0	7th (1976)

All-Time Team Results

1958: 1. Northern Ill., 90; 2. South Dakota St., 93; 3. Central Mich., 107; 4. Wheaton (Ill.), 131; 5. Southern Ill., 134; 6. Wabash, 140; 7. Emporia St., 148; 8. Slippery Rock, 202; 9. Ohio Wesleyan, 205; 10. Minn. St. Mankato, 217; 11. Roanoke, 231; 12. DePauw, 258; 13. Albion, 319.

1959: 1. South Dakota St., 67; 2. Emporia St., 75; 3. Wabash, 78; 4. Central St. (Ohio), 87; 5. Minn. St. Mankato, 94; 6. Slippery Rock, 134; 7. DePauw, 188; 8. Wheaton (Ill.), 190; 9. Union (Tenn.), 251; 10. Ball St., 269; 11. MIT, 314.

1960: 1. Central St. (Ohio), 72; 2. Minn. St. Mankato, 109; 3. South Dakota St., 111; 4. Truman, 153; 5. Ball St., 155; 6. Wabash, 183; 7. Calvin, 193; 8. Slippery Rock, 201; 9. Buffalo St., 225; 10. Wheaton (Ill.), 254; 11. Mo.-Rolla, 292; 12. DePauw, 311; 13. Carroll (Wis.), 328; 14. Union (Tenn.), 349; 15. Grinnell, 356; 16. Juniata, 410; 17. Rhodes, 469; 18. Chicago, 482; 19. Cortland St., 490; 20. Wis.-Milwaukee, 497; 21. Upsala, 538.

1961: 1. Southern Ill., 33; 2. South Dakota St., 82; 3. Slippery Rock, 113; 4. Ball St., 121; 5. Springfield, 147; 6. Wabash, 168; 7. Minn. St. Mankato, 193; 8. Buffalo St., 194; 9. North Dakota St., 218; 10. Southeast Mo. St., 277; 11. Ohio Wesleyan, 300; 12. North Central, 318; 13. Wis.-Milwaukee, 357; 14. MacMurray, 359; 15. Chicago, 378; 16. Beloit, 385.

1962: 1. Central St. (Ohio), 77; 2. Northern Ill., 96; 3. Emporia St., 119; 4. Springfield, 157; 5. (tie) Slippery Rock and South Dakota St., 161; 7. Truman, 163; 8. Buffalo St., 193; 9. Calvin, 250; 10. Minn. St. Mankato, 251; 11. Akron, 259; 12. Wheaton (Ill.), 322; 13. North Central, 363; 14. (tie) MacMurray and North Dakota St., 385; 16. Neb. Wesleyan, 389; 17. Wis.-Milwaukee, 394; 18. Chicago, 416; 19. Mo.-Rolla, 448; 20. Westminster (Mo.), 482.

1963: 1. Emporia St., 44; 2. Akron, 174; 3. South Dakota St., 179; 4. Valparaiso, 182; 5. North Dakota St., 197; 6. Calvin, 217; 7. Wheaton (Ill.), 219; 8. Wabash, 225; 9. Eastern Mich., 232; 10. Slippery Rock, 274; 11. Kentucky St., 281; 12. Buffalo St., 300; 13. North Central, 304; 14. (tie) Albany (N.Y.) and Minn. St. Mankato, 331; 16. Wartburg, 346; 17. Northern Iowa, 359; 18. Neb. Wesleyan, 389; 19. Augustana (S.D.), 444; 20. Millersville, 485; 21. Chicago, 486; 22. Delaware Valley, 526; 23. North Dakota, 562.

1964: 1. Kentucky St., 95; 2. Truman, 105; 3. Northern Iowa, 164; 4. South Dakota St., 190; 5. Minn. St. Mankato, 192; 6. Ball St., 208; 7. Valparaiso, 213; 8. Luther, 254; 9. Macalester, 256; 10. Calvin, 258; 11. St. Joseph's (Ind.), 261; 12. Chicago, 266; 13. North Central, 318; 14. Albany (N.Y.), 319; 15. Wabash, 352; 16. Wartburg, 366; 17. Aquinas, 371; 18. Delaware Valley, 373; 19. North Dakota, 445; 20. Elmhurst, 484; 21. West Liberty St., 508; 22. DePauw, 524; 23. Concordia (Ill.), 668.

1965: 1. San Diego St., 55; 2. Eastern Mich., 164; 3. Valparaiso, 207; 4. Central Mich., 213; 5. Kentucky St., 228; 6. South Dakota St., 251; 7. Truman, 256; 8. Ball St., 269; 9. Northern Iowa, 292; 10. Akron, 306; 11. Southeast Mo. St., 313; 12. Luther, 323; 13. Carleton, 350; 14. Buffalo St., 364; 15. Aquinas, 390; 16. Chicago, 400; 17. Neb. Wesleyan, 420; 18. Wheaton (Ill.), 435; 19. Wartburg, 450; 20. Southwest Mo. St., 473.

1966: 1. San Diego St., 58; 2. Western Ill., 184; 3. Eastern Mich., 203; 4. Ball St., 233; 5. South Dakota St., 253; 6. Macalester, 276; 7. Springfield, 282; 8. Carthage, 309; 9. Long Beach St., 311; 10. Valparaiso, 326; 11. Temple, 328; 12. Indiana St., 343; 13. Southeast Mo. St., 346; 14. Middle Tenn., 407; 15. Tennessee Tech, 419; 16. Eastern Ky., 464; 17. Wartburg, 484; 18. Luther, 486; 19. Chicago, 498; 20. Kentucky St., 531; 21. Minn. St. Mankato, 540; 22. Aquinas, 573; 23. Mount Union, 630; 24. Catholic, 643; 25. Truman, 647; 26. Wheaton (Ill.), 657; 27. (tie) Albany (N.Y.) and DePauw, 697; 29. Central (Iowa), 699; 30. Akron, 736; 31. Kalamazoo, 766; 32. Neb. Wesleyan, 769; 33. North Dakota, 791; 34. Loras, 798; 35. Adrian, 849; 36. MacMurray, 854; 37. Northern Iowa, 891; 38. Calvin, 948; 39. Lake Forest, 975; 40. Md.-East. Shore, 1,075.

1967: 1. San Diego St., 66; 2. Cal Poly Pomona, 133; 3. Ball St., 191; 4. Arkansas St., 218; 5. Wartburg, 278; 6. Mount Union, 314; 7. South Dakota St., 324; 8. Fresno St., 386; 9. Baldwin-Wallace, 390; 10. Temple, 400; 11. North Dakota, 414; 12. North Central, 429; 13. Eastern Ky., 437; 14. Western Ill., 438; 15. Long Beach St., 443; 16. UC Davis, 448; 17. Augustana (Ill.), 458; 18. Southeast Mo. St., 463; 19. Indiana St., 477; 20. Carthage, 486; 21. Valparaiso, 488; 22. Carleton, 511; 23. Cal Poly, 514; 24. Springfield, 522; 25. Aquinas, 559; 26. Northern Iowa, 574; 27. Doane, 630; 28. Luther, 651; 29. Truman, 682; 30. Tennessee Tech, 702; 31. Adrian, 732; 32. Macalester, 733; 33. Wheaton (Ill.), 745; 34. Louisiana Tech, 770; 35. Calvin, 883; 36. Catholic, 890; 37. Central Mich., 919; 38. MacMurray, 930; 39. Alma, 1,000; 40. Kentucky St., 1,007; 41. Akron, 1,047; 42. Neb. Wesleyan, 1,104; 43. Hope, 1,111; 44. Cornell College, 1,194; 45. Chicago, 1,215; 46. Lake Forest, 1,308.

1968: 1. Eastern Ill., 99; 2. Minn. St. Mankato, 130; 3. MIT, 135; 4. Western Ill., 251; 5. UC Davis, 260; 6. Central Mich., 267; 7. North Central, 298; 8. Mount Union, 317; 9. Luther, 345; 10. Baldwin-Wallace, 360; 11. Central Mo. St., 415; 12. Illinois St., 417; 13. Southwest Mo. St., 429; 14. Macalester, 451; 15. North Dakota, 454; 16. Northern Iowa, 472; 17. Carleton, 510; 18. Northwest Mo. St., 543; 19. Wartburg, 544; 20. Cal St. Fullerton, 556; 21. Doane, 558; 22. P.R.-Mayaguez, 582; 23. Wheaton (Ill.), 593; 24. Adrian, 629; 25. South Fla., 634; 26. Aquinas, 649; 27. South Dakota St., 650; 28. Kentucky St., 665; 29. Kalamazoo, 673; 30. UC Riverside, 703; 31. Calvin, 731; 32. Carthage, 753; 33. Valparaiso, 815; 34. FDU-Florham, 841; 35. Rochester Inst., 895; 36. Neb. Wesleyan, 907; 37. Central St. (Ohio), 933; 38. Hope, 936; 39. Chicago, 1,022; 40. Alma, 1,028; 41. Akron, 1,031; 42. MacMurray, 1,032; 43. Oakland, 1,044.

1969: 1. Eastern Ill., 84; 2. Eastern Mich., 146; 3. Cal St. Chico, 167; 4. Illinois St., 228; 5. Humboldt St., 240; 6. North Dakota, 245; 7. UC Davis, 263; 8. St. John's (Minn.), 296; 9. Cal Poly, 315; 10. Central Mo. St., 321; 11. Mount Union, 383; 12. Minn. St. Mankato, 386; 13. Luther, 460; 14. Truman, 472; 15. Doane, 480; 16. Buffalo St., 486; 17. Cleveland St., 487; 18. St. Cloud St., 489; 19. Augustana (Ill.), 531; 20. North Central, 547; 21. C.W. Post, 559; 22. Alma, 562; 23. South Dakota St., 574; 24. Macalester, 583; 25. Carleton, 595; 26. Baldwin-Wallace, 657; 27. Case Reserve, 671; 28. Adrian, 687; 29. South Fla., 752; 30. Valparaiso, 753; 31. Neb. Wesleyan, 843; 32. (tie) Akron and Wheaton (Ill.), 853; 34. Washington (Mo.), 854; 35. Ashland, 895; 36. St. Olaf, 931; 37. Rensselaer, 960; 38. Calvin, 1,002; 39. Wayne St. (Mich.), 1,027; 40. Slippery Rock, 1,036; 41. Northern Iowa, 1,044; 42. Carthage, 1,051.

1970: 1. Eastern Mich., 100; 2. Cal St. Fullerton, 124; 3. UC Davis, 143; 4. South Dakota St., 185; 5. Minn. St. Mankato, 211; 6. Mount Union, 221; 7. Central Mich., 311; 8. St. John's (Minn.), 374; 9. Northern Iowa, 380; 10. Eastern Ill., 383; 11. Valparaiso, 408; 12. Augustana (Ill.), 418; 13. Marietta, 453; 14. C.W. Post, 505; 15. (tie) Alma and Wartburg, 517; 17. Swarthmore, 565; 18. Southeast Mo. St., 571; 19. Brockport St., 574; 20. Macalester, 580; 21. North Dakota St., 584; 22. St. Cloud St., 599; 23. North Central, 617; 24. St. Olaf, 664; 25. Cleveland St., 688; 26. Luther, 697; 27. Southwest Mo. St., 702; 28. Millersville, 738; 29. Beloit, 756; 30. Adrian, 772; 31. Western Ill., 813; 32. Grove City, 848; 33. Wheaton (Ill.), 857; 34. South Fla., 863; 35. Carleton, 867; 36. Rochester Inst., 918; 37. Southern Conn. St., 920; 38. Neb. Wesleyan, 923; 39. Michigan Tech, 942; 40. SIU-Edwardsville, 956; 41. Wayne St. (Mich.), 980; 42. Chapman, 1,070; 43. Kentucky St., 1,131; 44. Calvin, 1,135; 45. North Park, 1,170; 46. Chicago, 1,290; 47. MacMurray, 1,430.

1971: 1. Cal St. Fullerton, 47; 2. North Dakota St., 81; 3. Eastern Mich., 109; 4. South Dakota St., 166; 5. Eastern Ill., 238; 6. Northern Iowa, 289; 7. Southeast Mo. St., 344; 8. Ashland, 353; 9. Augustana (Ill.), 372; 10. Luther, 405; 11. Minn. St. Mankato, 408; 12. Baldwin-Wallace, 418; 13. St. Olaf, 431; 14. UC Davis, 439; 15. Marietta, 494; 16. St. Cloud St., 515; 17. Valparaiso, 528; 18. Mount Union, 542; 19. Grove City, 564; 20. Minn. Duluth, 644; 21. Akron, 660; 22. Albany (N.Y.), 675; 23. Michigan Tech, 684; 24. Millersville, 701; 25. North Central, 719; 26. Hope, 753; 27. Hamilton, 759; 28. Wayne St. (Mich.), 764; 29. Fredonia St., 793; 30. St. John's (Minn.), 796; 31. Kalamazoo, 809; 32. (tie) Alma and Macalester, 811; 34. Western Ill., 837; 35. Ill.-Chicago, 940; 36. Neb. Wesleyan, 970; 37. Bridgewater (Va.), 982; 38. Cleveland St., 986; 39. North Park, 990; 40. Case Reserve, 1,000; 41. South Fla., 1,021; 42. Wheaton (Ill.), 1,061; 43. Rochester Inst., 1,110; 44. DePauw, 1,118; 45. Grinnell, 1,128; 46. Adrian, 1,136; 47. Roanoke, 1,261; 48. SIU-Edwardsville, 1,274; 49. Chicago, 1,352; 50. Concordia (Ill.), 1,362; 51. Benedictine (Ill.), 1,364.

1972: 1. North Dakota St., 84; 2. South Dakota St., 143; 3. Cal St. Fullerton, 158; 4. Luther, 188; 5. Western Ill., 236; 6. North Central, 281; 7. Eastern Ill., 303; 8. UC Davis, 315; 9. Ashland, 321; 10. Augustana (Ill.), 377; 11. C. W. Post, 393; 12. Northwest Mo. St., 412; 13. Cal Poly, 424; 14. Northern Iowa, 473; 15. Cal St. Chico, 487; 16. Truman, 510; 17. Baldwin-Wallace, 559; 18. Akron, 567; 19. Indianapolis, 588; 20. Swarthmore, 595; 21. Southeast Mo. St., 606; 22. Minn. St. Mankato, 621; 23. Northwestern St., 658; 24. St. Olaf, 678; 25. (tie) Albany (N.Y.) and Denison, 719; 27. Case Reserve, 723; 28. St. Cloud St., 740; 29. Carleton, 777; 30. Grove City, 791; 31. Kalamazoo, 847; 32. South Dakota, 854; 33. Wayne St. (Mich.), 893; 34. Wheaton (Ill.), 903; 35. Central Mo. St., 913; 36. Valparaiso, 936; 37. Neb. Wesleyan, 949; 38. North Park, 976; 39. SIU-Edwardsville, 988; 40. Bridgewater (Va.), 1,008; 41. Hamline, 1,043; 42. Alma, 1,074; 43. Otterbein, 1,076; 44. Lock Haven, 1,090; 45. Geneseo St., 1,108; 46. Macalester, 1,194; 47. Wash. & Lee, 1,204; 48. Plymouth St., 1,225; 49. DePauw, 1,263; 50. Rochester Inst., 1,281; 51. Wabash, 1,284; 52. Old Dominion, 1,320; 53. Allegheny, 1,323; 54. Chicago, 1,339; 55. Grinnell, 1,475; 56. William Jewell, 1,514; 57. Adrian, 1,555; 58. King's (Pa.), 1,615; 59. Benedictine (Ill.), 1,747.

1973: 1. South Dakota St., 88; 2. Southwest Mo. St., 93; 3. Eastern Ill., 99; 4. North Dakota St., 102; 5. Western Ill., 161; 6. Cal St. Chico, 180; 7. Cal St. Northridge, 205; 8. Northern Iowa, 266; 9. Akron, 272; 10. Central Mo. St., 274; 11. St. Cloud St., 310; 12. Minn. St. Mankato, 311; 13. Southeast Mo. St., 360; 14. Northwest Mo. St., 380; 15. C.W. Post, 382; 16. Wayne St. (Mich.), 407; 17. Southeastern La., 450; 18. SIU-Edwardsville, 451; 19. South Dakota, 511; 20. Western Caro., 541; 21. Valparaiso, 589; 22. Roanoke, 637; 23. King's (Pa.), 641; 24. (tie) Augustana (S.D.) and Kentucky St., 688; 26. Stony Brook, 719.

1974: 1. Southwest Mo. St., 112; 2. South Dakota St., 130; 3. Eastern Ill., 149; 4. C.W. Post, 151; 5. Edinboro, 179; 6. Cal St. Northridge, 219; 7. Humboldt St., 224; 8. North Dakota St., 268; 9. Central Mo. St., 272; 10. Southeast Mo. St., 273; 11. Western Ill., 287; 12. South Dakota, 297; 13. UC Irvine, 338; 14. UC Davis, 344; 15. Northern Iowa, 388; 16. Springfield, 420; 17. (tie) Akron and Puget Sound, 441; 19. Minn. St. Mankato, 475; 20. Western Caro., 511; 21. Wayne St. (Mich.), 535; 22. Northwest Mo. St., 537; 23. Neb.-Omaha, 552; 24. Indianapolis, 555; 25. SIU-Edwardsville, 610; 26. Buffalo St., 653; 27. Augustana (S.D.), 732; 28. Kentucky St., 782; 29. Mo.-Rolla, 812.

1975: 1. UC Irvine, 59; 2. Cal St. Northridge, 91; 3. Eastern Ill., 109; 4. Southwest Mo. St., 143; 5. UC Davis, 154; 6. Central Mo. St., 157; 7. South Dakota, 210; 8. North Dakota St., 227; 9. South Dakota St., 228; 10. Indiana (Pa.), 252; 11. Southeast Mo. St., 276; 12. Cal St. Los Angeles, 277; 13. Northern Iowa, 305; 14. Cal Poly, 308; 15. Adelphi, 348; 16. Minn. St. Mankato, 389; 17. Valdosta St., 392; 18. Indianapolis, 446; 19. SIU-Edwardsville, 485; 20. James Madison, 611.

1976: 1. UC Irvine, 50; 2. Southwest Mo. St., 73; 3. Eastern Ill., 102; 4. Ill.-Chicago, 141; 5. South Dakota St., 227; 6. Indiana (Pa.), 231; 7. Wright St., 280; 8. (tie) Central Mo. St. and Valdosta St., 286; 10. SIU-Edwardsville, 363; 11. UC Davis, 364; 12. Akron, 365;

13. South Dakota, 373; 14. St. Cloud St., 386; 15. Minn. St. Mankato, 429; 16. Neb.-Omaha, 441; 17. Southeast Mo. St., 450; 18. Mississippi Col., 455; 19. Indianapolis, 494; 20. George Mason, 507; 21. Northern Iowa, 511; 22. Troy St., 537; 23. Cal St. Northridge, 541; 24. Wayne St. (Mich.), 544; 25. Western Ill., 558; 26. North Dakota St., 579; 27. Northwest Mo. St., 621.

1977: 1. Eastern Ill., 37; 2. South Dakota St., 151; 3. (tie) Indiana (Pa.) and Minn. St. Mankato, 194; 5. Cal Poly, 208; 6. Sacramento St., 228; 7. Ill.-Chicago, 255; 8. Valdosta St., 256; 9. Troy St., 284; 10. Akron, 292; 11. Southwest Mo. St., 293; 12. St. Cloud St., 307; 13. Neb.-Omaha, 321; 14. Southeastern La., 333; 15. C. W. Post, 360; 16. Wright St., 416; 17. Ferris St., 418; 18. Central Mo. St., 428; 19. Mass.-Lowell, 469; 20. Southern Conn. St., 473; 21. Northern Iowa, 482; 22. Indianapolis, 483; 23. Southeast Mo. St., 490; 24. UC Riverside, 553; 25. SIU-Edwardsville, 596; 26. Wayne St. (Mich.), 727.

1978: 1. Cal Poly, 42; 2. South Dakota St., 165; 3. Valdosta St., 167; 4. Sacramento St., 175; 5. Eastern Ill., 192; 6. Indiana (Pa.), 202; 7. Troy St., 204; 8. Minn. St. Mankato, 220; 9. UC Riverside, 226; 10. Northern Iowa, 253; 11. Central Mo. St., 315; 12. Ill.-Chicago, 318; 13. Wright St., 326; 14. South Dakota, 376; 15. Akron, 377; 16. Northwest Mo. St., 389; 17. Shippensburg, 390; 18. Bloomsburg, 408; 19. (tie) Pitt.-Johnstown and Southwest Mo. St., 424; 21. Cal St. Los Angeles, 433; 22. West Ga., 694.

1979: 1. Cal Poly, 45; 2. Sacramento St., 108; 3. Eastern Ill., 157; 4. Northern Iowa, 182; 5. Southwest Mo. St., 199; 6. Troy St., 216; 7. Central Mo. St., 253; 8. Shippensburg, 265; 9. Ferris St., 282; 10. Cal St. Northridge, 287; 11. Edinboro, 295; 12. Mass.-Lowell, 302; 13. UC Riverside, 326; 14. South Dakota St., 338; 15. Minn. St. Mankato, 341; 16. St. Cloud St., 357; 17. Akron, 365; 18. Indiana (Pa.), 388; 19. Northern Ky., 460; 20. Northwest Mo. St., 469; 21. West Ga., 540; 22. St. Augustine's, 572.

1980: 1. Humboldt St., 115; 2. UNC Pembroke, 120; 3. Cal Poly, 132; 4. Ferris St., 153; 5. Minn. St. Mankato, 176; 6. St. Cloud St., 183; 7. Eastern Ill., 205; 8. Indiana (Pa.), 234; 9. Shippensburg, 241; 10. UC Riverside, 244; 11. Troy St., 269; 12. Southwest Mo. St., 270; 13. Edinboro, 290; 14. Cal St. Northridge, 302; 15. South Dakota St., 325; 16. Southeast Mo. St., 370; 17. Southern Ind., 449; 18. Central Mo. St., 464; 19. South Dakota, 467; 20. Bellarmine, 507; 21. C.W. Post, 550; 22. St. Augustine's, 683.

1981: 1. Millersville, 97; 2. Edinboro, 99; 3. Minn. St. Mankato, 119; 4. Cal Poly, 122; 5. UC Riverside, 127; 6. North Dakota St., 166; 7. Southeast Mo. St., 199; 8. Indiana (Pa.), 207; 9. South Dakota St., 208; 10. Ferris St., 240; 11. Southern Ind., 250; 12. Troy St., 254; 13. Eastern Wash., 261; 14. Central Mo. St., 303; 15. UNC Pembroke, 322.

1982: 1. Eastern Wash., 84; 2. South Dakota St., 123; 3. Southern Ind., 140; 4. Indiana (Pa.), 145; 5. St. Cloud St., 162; 6. UC Riverside, 164; 7. (tie) Bellarmine and North Dakota St., 172; 9. Edinboro, 206; 10. Southeast Mo. St., 232; 11. Cal Poly, 262; 12. Millersville, 269; 13. Central Mo. St., 283; 14. Troy St., 336; 15. St. Augustine's, 404; 16. Ferris St., 421.

1983: 1. Cal Poly Pomona, 86; 2. St. Cloud St., 100; 3. Mass.-Lowell, 118; 4. North Dakota St., 152; 5. Southern Ind., 154; 6. Indiana (Pa.), 179; 7. Southeast Mo. St., 187; 8. South Dakota St., 214; 9. Millersville, 231; 10. Liberty, 243; 11. UC Riverside, 244; 12. Sacramento St., 256; 13. Cal Poly, 273; 14. Edinboro, 277; 15. Grand Valley St., 281; 16. Troy St., 391; 17. Truman, 468.

1984: 1. Southeast Mo. St., 87; 2. Edinboro, 129; 3. UC Riverside, 136; 4. South Dakota St., 139; 5. Cal Poly, 154; 6. Keene St., 174; 7. Indiana (Pa.), 178; 8. Mass.-Lowell, 216; 9. North Dakota St., 224; 10. UC Davis, 244; 11. Millersville, 261; 12. Troy St., 268; 13. Cal Poly Pomona, 288; 14. St. Cloud St., 296; 15. Tex. A&M-Kingsville, 301; 16. Northwest Mo. St., 373; 17. Ferris St., 490.

1985: 1. South Dakota St., 60; 2. Edinboro, 108; 3. Keene St., 134; 4. Southern Conn. St., 136; 5. Cal Poly Pomona, 154; 6. Mass.-Lowell, 201; 7. Cal Poly, 214; 8. Minn. St.-Mankato, 218; 9. Southeast Mo. St., 224; 10. East Stroudsburg, 236; 11. Ferris St., 270; 12. Troy St., 281; 13. Liberty, 305; 14. UC Davis, 321; 15. Southern Ind., 332; 16. North Dakota St., 369; 17. UC Riverside, 370.

1986: 1. Edinboro, 56; 2. South Dakota St., 79; 3. Southeast Mo. St., 135; 4. Cal Poly, 143; 5. Minn. St. Mankato, 159; 6. Cal Poly Pomona, 166; 7. North Dakota St., 196; 8. Mass.-Lowell, 197; 9. Keene St., 208; 10. Cal St. Northridge, 242; 11. Southern Ind., 258; 12. Tex. A&M-Kingsville, 304; 13. Indiana (Pa.), 311; 14. Abilene Christian, 330; 15. Cal St. Hayward, 350; 16. Truman, 370; 17. Southern Conn. St., 393.

1987: 1. Edinboro, 95; 2. Minn. St. Mankato, 113; 3. South Dakota St., 116; 4. Southeast Mo. St., 149; 5. Keene St., 156; 6. Cal St. Los Angeles, 159; 7. Cal Poly, 212; 8. Cal St. Northridge, 228; 9. Southern Conn. St., 242; 10. North Dakota St., 246; 11. Southern Ind., 250; 12. UC Riverside, 277; 13. St. Cloud St., 294; 14. Truman, 314; 15. Sacramento St., 336; 16. East Stroudsburg, 349; 17. Abilene Christian, 356.

1988: 1. (tie) Edinboro and Minn. St. Mankato, 77; 3. South Dakota St., 98; 4. Cal Poly, 153; 5. Cal Poly Pomona, 175; 6. Keene St., 190; 7. Cal St. Los Angeles, 197; 8. Mass.-Lowell, 218; 9. Southeast Mo. St., 226; 10. UC Riverside, 262; 11. Kutztown, 283; 12. Indiana (Pa.), 300; 13. North Dakota St., 304; 14. Lewis, 310; 15. Southern Ind., 315; 16. Augustana (S.D.), 342; 17. Abilene Christian, 361.

1989: 1. South Dakota St., 97; 2. Edinboro, 102; 3. Cal Poly, 114; 4. UC Riverside, 139; 5. Cal St. Northridge, 164; 6. Humboldt St., 192; 7. Shippensburg, 198; 8. Cal St. Los Angeles, 203; 9. Indiana (Pa.), 228; 10. North Dakota St., 242; 11. Truman, 253; 12. Mass.-Lowell, 294; 13. East Stroudsburg, 300; 14. Augustana (S.D.), 307; 15. Southeast Mo. St., 308; 16. South Dakota, 333; 17. Abilene Christian, 382.

1990: 1. Edinboro, 50; 2. Shippensburg, 125; 3. Southeast Mo. St., 148; 4. Cal Poly Pomona, 151; 5. Humboldt St., 168; 6. South Dakota St., 197; 7. UC Riverside, 222; 8. Neb.-Kearney, 223; 9. Southern Ind., 236; 10. North Dakota St., 244; 11. Sonoma St., 251; 12. Augustana (S.D.), 253; 13. Cal Poly, 266; 14. Indiana (Pa.), 292; 15. Slippery Rock, 364; 16. Minn. St. Mankato, 374; 17. Central Okla., 404.

1991: 1. Mass.-Lowell, 48; 2. Neb.-Kearney, 96; 3. Humboldt St., 100; 4. (tie) UC Davis and Shippensburg, 188; 6. Slippery Rock, 201; 7. (tie) Augustana (S.D.) and South Dakota St., 212; 9. Edinboro, 216; 10. UC Riverside, 218; 11. Minn. St. Mankato, 243; 12. Cal Poly, 254; 13. Southern Ind., 303; 14. Lake Superior St., 341; 15. Pittsburg St., 348; 16. Ashland, 349; 17. Troy St., 461.

1992: 1. Adams St., 15; 2. Western St., 56; 3. Neb.-Kearney, 105; 4. Lewis, 163; 5. Humboldt St., 205; 6. Edinboro, 214; 7. Truman, 215; 8. Minn. St. Mankato, 238; 9. South Dakota St., 240; 10. Cal Poly, 273; 11. North Dakota, 281; 12. UC Davis, 302; 13. Cal Poly Pomona, 325; 14. Mass.-Lowell, 333; 15. Shippensburg, 365; 16. Troy St., 416; 17. Keene St., 418.

1993: 1. Adams St., 25; 2. Edinboro, 103; 3. Western St., 105; 4. Minn. St. Mankato, 180; 5. (tie) Central Mo. St. and South Dakota St., 187; 7. Cal Poly, 190; 8. Alabama A&M, 237; 9. Lewis, 243; 10. Abilene Christian, 244; 11. Humboldt St., 264; 12. Emporia St., 295; 13. Augustana (S.D.), 306; 14. Bloomsburg, 320; 15. UC Davis, 322; 16. South Dakota, 346; 17. Indiana (Pa.), 418.

1994: 1. Adams St., 55; 2. Western St., 73; 3. Truman, 195; 4. Neb.-Kearney, 196; 5. Ashland, 201; 6. Edinboro, 202; 7. Lewis, 204; 8. Portland St., 221; 9. South Dakota, 247; 10. South Dakota St., 251; 11. Cal Poly Pomona, 262; 12. Southern Conn. St., 265; 13. Fort Hays St., 310; 14. Kennesaw St., 312; 15. Alabama A&M, 325; 16. UC Riverside, 350; 17. Abilene Christian, 367.

1995: 1. Western St., 69; 2. Central Mo. St., 98; 3. Truman, 104; 4. South Dakota St., 142; 5. Minn. St. Mankato, 166; 6. Lewis, 175; 7. Neb.-Kearney, 205; 8. South Dakota, 212; 9. UC Riverside, 214; 10. Cal St. Chico, 264; 11. Ashland, 271; 12. Keene St., 277; 13. Edinboro, 290; 14. (tie) UC Davis and Fort Lewis, 322; 16. Kennesaw St., 372; 17. North Dakota St., 375.

1996: 1. South Dakota St., 119; 2. Lewis, 142; 3. Cal Poly Pomona, 145; 4. Western St., 164; 5. Minn. St. Mankato, 188; 6. Central Mo. St., 198; 7. Ashland, 201; 8. Abilene Christian, 205; 9. South Dakota, 208; 10. North Dakota St., 216; 11. Truman, 219; 12. Southern Ind., 220; 13. Humboldt St., 261; 14. Hawaii-Hilo, 283; 15. Adams St., 303; 16. Edinboro, 371; 17. Kennesaw St., 377.

1997: 1. South Dakota, 78; 2. Central Mo. St., 83; 3. Adams St., 102; 4. Western St., 103; 5. Ashland, 139; 6. Edinboro, 150; 7. Cal Poly Pomona, 174; 8. Southern Ind., 211; 9. Lewis, 256; 10. Fort Hays St., 291; 11. North Dakota St., 293; 12. Minn. St. Mankato, 297; 13. Northwest Mo. St., 313; 14. UC Davis, 320; 15. South Dakota St., 357; 16. North Dakota, 410; 17. Kennesaw St., 442.

1998: 1. Adams St., 68; 2. Western St., 74; 3. South Dakota, 81; 4. Edinboro, 142; 5. Abilene Christian, 163; 6. Minn. St. Mankato, 203; 7. Ashland, 250; 8. (tie) North Dakota St. and Shippensburg, 253; 10. N.M. Highlands, 260; 11. (tie) UC Davis and Humboldt St., 288; 13. Northwest Mo. St., 311; 14. Lewis, 316; 15. Pittsburg St., 324; 16. West Ga., 334; 17. Central Mo. St., 352.

1999: 1. Western St., 27; 2. Adams St., 95; 3. Minn. St. Mankato, 107; 4. (tie) Abilene Christian and Lewis, 174; 6. Cal. St. Chico, 182; 7. Central Mo. St., 206; 8. Edinboro, 227; 9. Augustana (S.D.), 237; 10. UC Davis, 251; 11. South Dakota, 276; 12. Kennesaw St., 293; 13. Lock Haven, 331; 14. Neb.-Kearney, 337; 15. Southern Conn. St., 339; 16. South Dakota St., 362; 17. N.M. Highlands, 425.

2000: 1. Western St., 29; 2. Abilene Christian, 62; 3. Adams St., 96; 4. Edinboro, 124; 5. UC Davis, 145; 6. Mo. Southern St., 210; 7. South Dakota, 239; 8. Cal St. Chico, 243; 9. South Dakota St., 280; 10. Truman, 305; 11. Minn. St. Mankato, 319; 12. Harding, 329; 13. Central Mo. St., 332; 14. Humboldt St., 346; 15. Ashland, 363; 16. Hillsdale, 397; 17. Mass.-Lowell, 440; 18. Bentley, 470; 19. Shippensburg, 504; 20. Lock Haven, 507; 21. Indianapolis, 531; 22. Kennesaw St., 544; 23. St. Augustine's, 674; 24. Barton, 718.

2001: 1. Western St., 38; 2. Abilene Christian, 74; 3. Adams St., 107; 4. Truman, 167; 5. (tie) UC Davis and Harding, 202; 7. South Dakota St., 214; 8. Edinboro, 266; 9. Cal. St. Chico, 293; 10. Mass.-Lowell, 304; 11. Wayne St. (Mich.), 320; 12. Lewis, 321; 13. Minn. St. Mankato, 329; 14. Kennesaw St., 372; 15. UC San Diego, 397; 16. Alas. Anchorage, 407; 17. Central Mo. St., 409; 18. Shippensburg, 432; 19. Mo. Southern St., 439; 20. Millersville, 444; 21. Fort Hays St., 460; 22. Bentley, 536; 23. Lees-McRae, 721; 24. Mount Olive, 745.

2002: 1. Western St., 35; 2. Abilene Christian, 81; 3. Adams St., 131; 4. South Dakota St., 143; 5. Cal St. Chico, 154; 6. Mass.-Lowell, 206; 7. Mo. Southern St., 265; 8. UC Davis, 282; 9. Grand Valley St., 283; 10. Fort Hays St., 327; 11. Hillsdale, 332; 12. Alas. Anchorage, 358; 13. Kennesaw St., 359; 14. (tie) Harding and Truman, 367; 16. South Dakota, 377; 17. Edinboro, 409; 18. Millersville, 475; 19. North Fla., 481; 20. Shippensburg, 495; 21. Central Mo. St., 533; 22. Bentley, 554; 23. Mars Hill, 656; 24. Pfeiffer, 785.

Cross Country

DIVISION III

2002 Championships

Edited by: Scott Deitch.

Highlights

Titans' Turn Again: Wisconsin-Oshkosh won its first team title in 12 years November 23 at St. Olaf.

The Titans claimed their fourth crown overall and their first since winning three in a row from 1988 to 1990. Wisconsin-Oshkosh finished with 66 team points. Calvin placed second for the second consecutive year after winning the 2000 championship.

Wisconsin-Oshkosh was led by David Cisewski in fifth place and Nick Boehlke in seventh. The pair made the Titans the only institution to have two top-10 finishers.

Ryan Bak of Trinity (Connecticut) became his institution's first individual champion. Bak went in front early in the race and maintained a comfortable lead throughout. His winning time of 25:01.1 was a course record, seven seconds better than the mark of runner-up Ryan Kleimenhagen of Wisconsin-Platteville.

For more, see the December 9, 2002, issue of The NCAA News at www.ncaa.org on the World Wide Web.

Photo by Vincent Muzik/NCAA Photos

Individual champion Ryan Bak of Trinity (Connecticut) paints a striking figure against the skyline.

1.*Wis.-Oshkosh	66
2. Calvin	122
3. North Central	146
4. Neb. Wesleyan	178
5. Willamette	190
6. Wis.-La Crosse	231
7. Williams	256
8. Bowdoin	267
9. Col. of New Jersey	289
10. Wartburg	302
11. Wis.-Stevens Point	336
12. Keene St.	341
13. Claremont-M-S	351
14. Mount Union	355
15. Elizabethtown	383
16. St. Lawrence	397
17. Ithaca	399
18. St. Thomas (Minn.)	417
19. Haverford	420
20. Connecticut Col.	453
21. St. Olaf	462
22. Puget Sound	485
23. Emory	487
24. Allegheny	514

TEAM STANDINGS

INDIVIDUAL RESULTS

1. Ryan Bak, Trinity (Conn.), 25:01.1; 2. Ryan Kleimenhagen, Wis.-Platteville, 25:08.1; 3. Justin Easter, Bates, 25:20.9; 4. Dan McLean, Puget Sound, 25:21.4; 5. David Cisewski, Wis.-Oshkosh, 25:22.8; 6. Tom Haxton, Chicago, 25:24.9; 7. Nick Boehlke, Wis.-Oshkosh, 25:26.0; 8. Corey Stelljes, Wis.-Platteville, 25:28.6; 9. Hendrik Kok, Calvin, 25:30.1; 10. Brian Preus, St. Thomas (Minn.), 25:30.2.

11. Nate Brigham, Tufts, 25:30.6; 12. Jon Beck, Geneseo St., 25:31.0; 13. Robert James Emord, Trinity (Conn.), 25:31.0; 14. Karl Remsen, Williams, 25:31.5; 15. Aaron Young, Willamette, 25:34.3; 16. Tom Kreger, Hamline, 25:35.0; 17. Dave Raymond, Keene St., 25:35.6; 18. Tim Hachmeister, Ill. Wesleyan, 25:37.0; 19. Pat McGrail, Claremont-M-S, 25:37.3; 20. Tyson Keith, Wartburg, 25:38.0.

21. Tim Nelson, North Central, 25:38.5; 22. Neal Holtschulte, Williams, 25:38.8; 23. Bryan Less, Mount Union, 25:39.0; 24. Brian Maat, Calvin, 25:39.9; 25. Eamon McKenna, Wis.-Oshkosh, 25:40.9; 26. Michael Baird, Kenyon, 25:41.7; 27. Phil Keskinen, Wis.-Oshkosh, 25:41.9; 28. Mike Morgan, Neb. Wesleyan, 25:43.1; 29. Nick Ricco, Col. of New Jersey, 25:43.8; 30. Levi Ashley, Neb. Wesleyan, 25:46.0.

31. Crosby Freeman, Pomona-Pitzer, 25:46.6; 32. Ben Schmeckpeper, MIT, 25:47.1; 33. Paul Little, Widener, 25:47.3; 34. Todd Forsgren, Bowdoin, 25:47.4; 35. Jacob Stout, Willamette, 25:47.5; 36. Pat Rizzo, North Central, 25:47.8; 37. Greg Targosz, North Central, 25:49.3; 38. Mark Creger, Wis.-La Crosse, 25:51.2; 39. Scott Barbuto, Bowdoin, 25:51.8; 40. Andrew Musinguzi, La Roche, 25:52.1.

41. Phil Hagedorn, Emory, 25:52.8; 42. Dan Sutton, Wis.-La Crosse, 25:54.6; 43. Kris Koster, Calvin, 25:54.6; 44. Dave Berdan, Elizabethtown, 25:55.4; 45. Pat Seger, Wis.-Oshkosh, 25:55.7; 46. Will Berriel, Claremont-M-S, 25:55.8; 47. Dale Cocca, Ithaca, 25:56.4; 48. Nick Rector, Neb. Wesleyan, 25:56.6; 49. David Haagsma, Calvin, 25:57.3; 50. Andy Golden, Williams, 25:57.4.

51. Nathan Gibson, Heidelberg, 25:57.7; 52. Adam Booth, Grinnell, 25:57.8; 53. Adam Van Nortwick, St. Lawrence, 25:58.7; 54. Stephen Money, Vassar, 25:58.9; 55. Joel Hirschboeck, Wis.-La Crosse, 25:59.2; 56. Marcin Toporkiewicz, North Central, 26:00.0; 57. Adam Fitzgerald, Connecticut Col., 26:00.2; 58. Aaron Hollingshead, Willamette, 26:00.6; 59. Matt Groose, Wis.-Oshkosh, 26:01.1; 60. Tim Avery, Calvin, 26:01.4.

61. Dan Princic, Allegheny, 26:01.4; 62. Ben Hildebrand, Kenyon, 26:01.7; 63. Scott McCaffery, Col. of New Jersey, 26:02.2; 64. Jay Wells, Plattsburgh St., 26:02.5; 65. Matt Hoelle, Washington (Mo.), 26:02.7; 66. Josh Ferenc, Keene St., 26:02.8; 67. Nick Madsen, Wis.-La Crosse, 26:03.0; 68. David Clayman, Connecticut Col., 26:03.9; 69. Sean Nolan, MIT, 26:04.8; 70. Zach MacDonald, Neb. Wesleyan, 26:05.0.

71. Ryan Gleason, Susquehanna, 26:05.2; 72. Simon Flory, DePauw, 26:06.3; 73. Tate Behning, Wartburg, 26:06.5; 74. Eric Fisher, Wis.-Stevens Point, 26:09.5; 75. Steve Sanko, Elizabethtown, 26:12.0; 76. Kevin Licht, North Central, 26:13.0; 77. Patrick Vardaro, Bowdoin, 26:14.0; 78. Brian Paff, Calvin, 26:14.2; 79. Matt Migonis, St. Lawrence, 26:15.2; 80. Jesse Baumann, Wis.-Stevens Point, 26:15.4.

81. Scott Overby, Willamette, 26:15.4; 82. Brandon Rowe, Haverford, 26:15.7; 83. Jeff Davis, Wartburg, 26:15.9; 84. Adrian Cline, Col. of New Jersey, 26:16.0; 85. Marc Biggerstaff, Neb. Wesleyan, 26:16.2; 86. Bobby Cannon, Haverford, 26:16.6; 87. Jose Gomez, Claremont-M-S, 26:17.6; 88. Andy Enright, North Central, 26:18.1; 89. Nick Symmonds, Willamette, 26:18.3; 90. Will McGuire, Haverford, 26:18.4.

91. Matt Dowthit, Coast Guard, 26:18.6; 92. Avi Kramer, Vassar, 26:19.4; 93. Nate Coleman, St. Thomas (Minn.), 26:19.8; 94. Will Elson, Muhlenberg, 26:22.2; 95. Kelly Fulton, St. Olaf, 26:22.3; 96. Andy Bednarek, Wis.-Stevens Point, 26:24.5; 97. Jon Newberry, Emory, 26:24.7; 98. Matt Sinclair, Chris. Newport, 26:25.7; 99. Michael Styczynski, Ithaca, 26:25.9; 100. Jeff Conroy, Allegheny, 26:27.0.

101. James Levash, Wis.-Stevens Point, 26:27.2; 102. Dave Bridgewater, Keene St., 26:27.7; 103. Chris Paulette, Mount Union, 26:27.9; 104. Greg Useem, Lynchburg, 26:27.9; 105. Joe Eby, Mount Union, 26:28.0; 106. Paul Phelps, Keene St., 26:28.1; 107. Joe Hughes, Wartburg, 26:28.5; 108. Matt Enders, Widener, 26:28.5; 109. Craig Dye, Neb. Wesleyan, 26:28.6; 110. Christopher Coffey, St. Olaf, 26:29.3.

111. Brian Cocca, Ithaca, 26:29.6; 112. Joe Lacovara-Switzer, Col. of New Jersey, 26:30.1; 113. Jeffrey Rubens, Bowdoin, 26:31.0; 114. Dustin Scott, Elizabethtown, 26:31.0; 115. Aaron Boucher, Col. of New Jersey, 26:31.6; 116. Benjamin Peisch, Bowdoin, 26:32.9; 117. J.R. Flowerree, Puget Sound, 26:33.4; 118. Brad Seeley, Wis.-Stevens Point, 26:34.4; 119. Nat Brown, Colby, 26:35.0; 120. Jon French, St. Lawrence, 26:35.6.

121. Justin Steen, Hamline, 26:35.9; 122. Jason Fast, Wis.-Oshkosh, 26:36.5; 123. Ryan Price, Mount Union, 26:36.7; 124. Matt Meurer, Carnegie Mellon, 26:37.0; 125. Reggie Jonaitis, North Central, 26:37.9; 126. Chris Ludwig, Col. of New Jersey, 26:38.6; 127. Kris

Enwright, St. Lawrence, 26:39.2; 128. Levi Severson, St. Thomas (Minn.), 26:40.1; 129. Adam Bucholz, Wis.-Stevens Point, 26:40.5; 130. Nate Hoffman, Wis.-La Crosse, 26:40.7.

131. Mark Sullivan, St. Olaf, 26:43.1; 132. Lucas Ridley, Sewanee, 26:44.4; 133. Rob Hruska, Neb. Wesleyan, 26:45.1; 134. Ryan Hochstetler, Mount Union, 26:45.2; 135. Bryan Dragon, Williams, 26:45.3; 136. Chris Garvin, Williams, 26:45.9; 137. P.J. Lantzy, Wis.-La Crosse, 26:46.8; 138. Shawn Calabrese, Ithaca, 26:47.6; 139. Matt Rockwell, Elizabethtown, 26:48.2; 140. Patrick Sullivan, Chicago, 26:48.7.

141. Nicholas Betts, Wartburg, 26:49.0; 142. Robert Hillard, St. Olaf, 26:49.8; 143. Greg Bielecki, Haverford, 26:50.4; 144. Malcolm Richards, St. Olaf, 26:50.7; 145. Brian Donovan, Col. of New Jersey, 26:51.5; 146. Sam Blasiak, Colorado Col., 26:52.0; 147. Randy Wetzel, Richard Stockton, 26:53.9; 148. Rob Uniszkiewicz, Muhlenberg, 26:55.0; 149. Matan Bisk, Ithaca, 26:55.6; 150. Kevin Pool, Allegheny, 26:55.9.

151. John Ridyard, Connecticut Col., 26:56.6; 152. Josh Lyman, Elizabethtown, 26:57.4; 153. Jimmy O'Dea, Puget Sound, 26:57.8; 154. Sean Brenckman, St. Thomas (Minn.), 26:58.3; 155. Steve Gillespie, Wis.-Stevens Point, 26:59.3; 156. Matt MacLeod, Claremont-M-S, 27:00.8; 157. Braden Burkholder, Whitman, 27:01.7; 158. Jim Highsmith, Chris. Newport, 27:02.5; 159. Josh Vander Wiele, Calvin, 27:03.9; 160. Garrett Wagner, Ithaca, 27:04.7.

161. Ian Bartonicek, Coast Guard, 27:05.0; 162. Daniel Castaneda, Colorado Col., 27:05.5; 163. Andrew Podgurski, Emory, 27:06.1; 164. Alex Roe, Connecticut Col., 27:06.8; 165. Andy Dana, St. Lawrence, 27:08.8; 166. Matt Winkler, Williams, 27:09.0; 167. Peder Arneson, St. Olaf, 27:11.0; 168. Jeffrey Beck, Oswego St., 27:13.1; 169. Scott Sargrad, Haverford, 27:13.7; 170. Sean Mulcahy, Elizabethtown, 27:14.0.

171. Jonah Freedman, St. Lawrence, 27:14.2; 172. Paul Tufaro, Emory, 27:15.0; 173. Kevin Andrew, Claremont-M-S, 27:15.9; 174. Daniel Gulotta, Bowdoin, 27:17.6; 175. Matt Buchholz, Connecticut Col., 27:18.5; 176. Joel Tortomasi, St. Olaf, 27:20.2; 177. Jim Hull, St. Thomas (Minn.), 27:21.2; 178. Neal Hannan, Williams, 27:22.4; 179. Christopher Kapfer, Merchant Marine, 27:23.6; 180. Nick Mayers, Puget Sound, 27:25.7.

181. Casey Cole, Keene St., 27:26.6; 182. Tim Ross, Allegheny, 27:27.5; 183. Jose Miranda, Elizabethtown, 27:28.6; 184. John Milanese, St. Lawrence, 27:29.0; 185. Owen Farcey, Emory, 27:30.9; 186. Joseph Kelly, Ithaca, 27:31.8; 187. Noah Wendland, Wartburg, 27:32.4; 188. Brendan Brown, Willamette, 27:33.5; 189. Adam Brunfeldt, Emory, 27:35.2; 190. Frank Prince, Puget Sound, 27:38.0.

191. Brock Stepan, St. Thomas (Minn.), 27:38.5; 192. Brian McCarthy, Rhodes, 27:38.7; 193. Taylor Hallvik, Puget Sound, 27:40.2; 194. Jason Betts, Allegheny, 27:40.6; 195. Jesse Efron, Connecticut Col., 27:45.8; 196. Scott Herrick, Bowdoin, 27:47.4; 197. Matt Haley, Keene St., 27:50.7; 198. Andy Peltier, St. Thomas (Minn.), 27:52.4; 199. Reagan Grabner, Puget Sound, 27:54.5; 200. Jacob Bilhartz, Haverford, 27:57.0.

201. Chris Carrier, Allegheny, 28:01.1; 202. Matt Hooley, Carleton, 28:03.6; 203. Raul Alcantar, Claremont-M-S, 28:10.9; 204. Kirk Mangels, Haverford, 28:20.1; 205. Floyd Bangerter, Pacific Lutheran, 28:27.1; 206. Jon Osborne, Willamette, 28:31.4; 207. Patrick Ard, Keene St., 28:43.8; 208. Matt Oberly, Mount Union, 28:55.2; 209. James Marren, Emory, 29:00.5; 210. Dan Woods, Mount Union, 29:02.8.

211. Brian Zimmer, Allegheny, 29:12.2; 212. Matt Lunt, Connecticut Col., 29:12.3; 213. Scott Lerner, Claremont-M-S, 30:20.7; Tony Peter, Wis.-La Crosse, did not finish; Josh Moen, Wartburg, did not finish.

History

Team Results

Year	Champion	Coach	Points	Runner-Up	Points	Host or Site
1973	Ashland	Paul Armor	66	Albany (N.Y.)	172	Wheaton (Ill.)
				North Central	172	
1974	Mount Union	Jim Wuske	105	Occidental	148	Wheaton (Ill.)
1975	North Central	Allen Carius	91	Occidental	111	Brandeis
1976	North Central	Allen Carius	109	Humboldt St.	132	Case Reserve
1977	Occidental	Steve Haas	149	Humboldt St.	152	Case Reserve
1978	North Central	Glen Behnke/Allen Carius	60	Luther	151	Augustana (Ill.)
1979	North Central	Glen Behnke/Allen Carius	85	Humboldt St.	93	Augustana (Ill.)
1980	Carleton	Bill Huych	121	Augustana (Ill.)	125	Rochester
1981	North Central	Allen Carius	89	Brandeis	107	Carthage
1982	North Central	Allen Carius	51	Brandeis	89	Fredonia St.
1983	Brandeis	Norman Levine	52	North Central	89	Chris. Newport
1984	St. Thomas (Minn.)	Larry Russ	76	North Central	89	Ohio Wesleyan
1985	Luther	Kent Finanger	98	North Central	150	Emory
1986	St. Thomas (Minn.)	Larry Russ	51	Wis.-La Crosse	72	Fredonia St.
1987	North Central	Allen Carius	67	Wis.-La Crosse	78	Hope
1988	Wis.-Oshkosh	John Zupanc	66	North Central	75	Washington (Mo.)
1989	Wis.-Oshkosh	John Zupanc	55	North Central	118	Augustana (Ill.)
1990	Wis.-Oshkosh	John Zupanc	87	North Central	100	Grinnell
1991	Rochester	Tim Hale	139	North Central	147	Chris. Newport
1992	North Central	Allen Carius	107	Rochester	114	Union (N.Y.)
1993	North Central	Allen Carius	32	Wis.-La Crosse	123	Grinnell
1994	Williams	Peter Farwell	98	North Central	110	Moravian
1995	Williams	Peter Farwell	83	North Central	91	Wis.-La Crosse
1996	Wis.-La Crosse	Phil Esten	86	North Central	94	Augustana (Ill.)
1997	North Central	Allen Carius	94	Mount Union	96	MIT
1998	North Central	Allen Carius	106	Calvin	122	Dickinson
1999	North Central	Allen Carius	84	Keene St.	100	Wis.-Oshkosh
2000	Calvin	Brian Diemer	65	Keene St.	87	Whitworth
2001	Wis.-La Crosse	Phil Esten	80	Calvin	140	Augustana (Ill.)
2002	Wis.-Oshkosh	John Zupanc	66	Calvin	122	St. Olaf

TEAM CHAMPIONSHIPS

North Central 12, Wis.-Oshkosh 4, St. Thomas (Minn.) 2, Williams 2, Wis.-La Crosse 2, Ashland, Brandeis, Calvin, Carleton, Luther, Mount Union, Occidental, Rochester, 1 each.

INDIVIDUAL CHAMPIONSHIPS

North Central 7, Augustana (Ill.) 3, Carleton 2, Haverford 2, Ashland, Boston St., Brandeis, Mass.-Dartmouth, Mass.-Lowell, Neb. Wesleyan, Principia, Puget Sound, Rochester, St. Lawrence, St. Thomas (Minn.), Trinity (Conn.), Wheaton (Ill.), Williams, Wis.-La Crosse, Wis.-Stevens Point, 1 each.

Championships Records

TEAM SCORE

32—North Central (Dan Mayer 1, John Weigel 2, Brian Henz 5, Jim Dickerson 6, Matt Brill 18), 1993.

INDIVIDUAL TITLES

2—Dale Kramer, Carleton, 1976-77; David Terronez, Augustana (Ill.), 1988-89.

Individual Champions

1973 Steve Foster, Ashland, 24:27
1974 David Moller, Rochester, 24:39
1975 Vin Fleming, Mass.-Lowell, 24:27
1976 Dale Kramer, Carleton, 24:56
1977 Dale Kramer, Carleton, 25:44

1978 Dan Henderson, Wheaton (Ill.), 23:54
1979 Steve Hunt, Boston St., 24:12.1
1980 Jeff Milliman, North Central, 25:20.2
1981 Mark Whalley, Principia, 25:25
1982 Nicholas Manciu, St. Thomas (Minn.), 26:06

1983 Tony Bluell, North Central, 23:46
1984 Mark Beeman, Brandeis, 24:44.71
1985 James White, Mass.-Dartmouth, 25:35

1986 Arnie Schraeder, Wis.-Stevens Point, 26:47
1987 Jukka Tammisuo, St. Lawrence, 24:19.3

1988 David Terronez, Augustana (Ill.), 24:43.2
1989 David Terronez, Augustana (Ill.), 23:58
1990 Seamus McElligott, Haverford, 24:46.61
1991 Sandu Rebenciuc, Augustana (Ill.), 24:26
1992 Gary Wasserman, Neb. Wesleyan, 24:50.4

1993 Dan Mayer, North Central, 24:29.8
1994 Jeremie Perry, Williams, 24:41.8
1995 John Weigel, North Central, 23:57.5
1996 Matt Brill, North Central, 23:57
1997 Brett Altergott, Wis.-La Crosse, 25:06

1998 Erik Dieckman, North Central, 24:58.27
1999 Dave Davis, Puget Sound, 23:42.3
2000 Tim McCoskey, North Central, 24:47.8
2001 J.B. Haglund, Haverford, 24:16
2002 Ryan Bak, Trinity (Conn.), 25:01.1

Race Distance 1973-75: 5 miles; 1976-2002: 8,000 meters.

Team Finishes

Team (Years Participated)	Yrs.	1st	2nd	3rd	4th	5th	Best Finish (Year[s])
Adrian (1973)	1	0	0	0	0	0	30th (1973)
Albany (N.Y.) (1973-74-77-78-83-84-91-92-93)	9	0	1	2	0	0	T2nd (1973)
Albion (1980-81)	2	0	0	0	0	0	14th (1981)
Allegheny (1973-74-76-77-2002)	5	0	0	0	0	0	24th (2002)
Alma (1973-74)	2	0	0	0	0	0	26th (1973)
American (P.R.) (1977-87-88-89)	4	0	0	0	0	0	7th (1977)
Anderson (Ind.) (1999-2000)	2	0	0	0	0	0	22nd (1999)
Aquinas (1974-78)	2	0	0	0	0	0	13th (1974)
Ashland (1973-77)	2	1	0	0	0	0	1st (1973)
Augustana (Ill.) (1973-74-75-76-77-79-80-81-84-86-88-89-90-91-92-93-96)	17	0	1	0	1	2	2nd (1980)
Baldwin-Wallace (1973-77-78-79-80-81-82-83)	8	0	0	0	0	0	10th (1983)
Bates (1975-77-99)	3	0	0	0	0	0	6th (1977)
Benedictine (Ill.) (1975-77)	2	0	0	0	0	0	30th (1975)
Bethany (W.Va.) (1978-80-82)	3	0	0	0	0	0	19th (1982)
Binghamton (1975-79-80-93)	4	0	0	0	0	0	20th (1993)
Boston St. (1974-75-77-78-79)	5	0	0	0	0	0	8th (1978)
Bowdoin (1995-2001-02)	3	0	0	0	0	0	8th (2002)
Brandeis (1974-75-76-77-78-79-80-81-82-83-84-85-86-88-89-90-91-92-95-97-98)	21	1	2	3	3	1	1st (1983)
Brockport St. (1976)	1	0	0	0	0	0	21st (1976)
Brooklyn (1975)	1	0	0	0	0	0	39th (1975)
UC San Diego (1984-89-90-91-92-93-94-95-96-97-98)	11	0	0	0	0	0	8th (1992)
Calvin (1977-79-80-87-88-89-90-91-93-94-95-96-97-98-99-2000-01-02)	18	1	3	1	1	0	1st (2000)
Carleton (1973-74-75-76-77-78-79-80-81-92-93-94-95-96)	14	1	0	1	2	1	1st (1980)
Carnegie Mellon (1976-77-80-81-82-83-86-87-88-96-98)	11	0	0	0	0	0	6th (1981)
Carthage (1976-77)	2	0	0	0	0	0	32nd (1976)
Case Reserve (1973-74-75-76-77-85-86)	7	0	0	0	0	0	7th (1986)
Central (Iowa) (1973-74-80)	3	0	0	0	0	0	21st (1980)
Chicago (1973-74-76-77)	4	0	0	0	0	0	24th (1974)
Chris. Newport (1984-94)	2	0	0	0	0	0	20th (1984)
Claremont-M-S (1989-93-2000-01-02)	5	0	0	0	0	0	12th (2000)
Coast Guard (1977-78-79-89-2000)	5	0	0	0	0	0	12th (1978)
Colorado Col. (1990-96)	2	0	0	0	0	0	15th (1990)
Connecticut Col. (2002)	1	0	0	0	0	0	20th (2002)
Concordia (Ill.) (1974)	1	0	0	0	0	0	41st (1974)
Cortland St. (1986-87-88-91-93-97-98-99)	8	0	0	0	0	0	6th (1987-91)
DePauw (1973-74-2001)	3	0	0	0	0	0	24th (2001)
Dubuque (1976-77)	2	0	0	0	0	0	41st (1976)
Eastern Conn. St. (1975)	1	0	0	0	0	0	24th (1975)
East. Mennonite (1978-79)	2	0	0	0	0	0	26th (1978)
Elizabethtown (1999-2001-02)	3	0	0	0	0	0	14th (2001)
Emory (1976-83-84-85-86-87-92-99-2000-01-02)	11	0	0	0	0	0	12th (1986)
Ferris St. (1975-76)	2	0	0	0	0	0	7th (1976)
Fitchburg St. (1975-80-83)	3	0	0	0	0	0	9th (1983)
Frank. & Marsh. (1977-83-95)	3	0	0	0	0	0	14th (1977)
Fredonia St. (1973-76-77-78-79-80-81-82-84-92)	10	0	0	1	0	0	3rd (1981)
Frostburg St. (1979-80-81-82-83-84-85-90-91-96-97-98)	12	0	0	0	0	0	8th (1982-83)
Gettysburg (1975-76-78-79-94)	5	0	0	0	0	0	10th (1976)
Grinnell (1973-90-91)	3	0	0	0	0	0	14th (1991)
Grove City (1973-76)	2	0	0	0	0	0	19th (1973)
Gust. Adolphus (1990)	1	0	0	0	0	0	14th (1990)
Hamline (1973-74-75-76-77-83-2000-01)	8	0	0	0	2	0	4th (1973-83)
Haverford (1978-79-80-82-85-86-87-89-90-91-93-94-95-96-97-98-99-2000-01-02)	20	0	0	0	0	0	7th (1982)
Heidelberg (1997-98-99)	3	0	0	0	0	0	15th (1997)

Team (Years Participated)	Yrs.	1st	2nd	3rd	4th	5th	Best Finish (Year[s])
Hope (1973-74-75-76-77-78-79-80-81-83-90)	11	0	0	0	0	0	6th (1980)
Humboldt St. (1976-77-78-79)	4	0	3	0	1	0	2nd (1976-77-79)
Ithaca (1985-88-89-90-92-96-2000-01-02)	9	0	0	0	0	0	9th (2001)
John Carroll (1974-75-77)	3	0	0	0	0	0	27th (1975)
Johns Hopkins (1977)	1	0	0	0	0	0	25th (1977)
Kalamazoo (1973-74)	2	0	0	0	0	0	22nd (1973)
Keene St. (1974-75-76-77-78-80-81-97-98-99-2000-01-02)	13	0	2	0	0	0	2nd (1999-2000)
Kenyon (2000)	1	0	0	0	0	0	13th (2000)
Lincoln (Pa.) (1977)	1	0	0	0	0	0	52nd (1977)
Lock Haven (1977)	1	0	0	0	0	0	38th (1977)
Luther (1973-74-75-76-77-78-79-80-84-85-86-87-88-89)	14	1	1	1	0	2	1st (1985)
Lynchburg (1978-79-80-82-91-92-93)	7	0	0	0	0	0	13th (1991)
Macalester (1973)	1	0	0	0	0	0	24th (1973)
Marist (1974-75-76-77)	4	0	0	0	0	0	23rd (1975)
Mary Washington (1990)	1	0	0	0	0	0	18th (1990)
Mass.-Boston (1987)	1	0	0	0	0	0	17th (1987)
Mass.-Dartmouth (1975-76-77-78-79-80-81-82-84-85-89-90)	12	0	0	0	1	1	4th (1980)
Mass.-Lowell (1973-76)	2	0	0	0	0	0	8th (1976)
Millersville (1973-75-77-78-79)	5	0	0	0	0	0	7th (1973-75-79)
MIT (1975-76-79-80-81-82-84-85-86-94-99-2001)	12	0	0	0	0	0	8th (1985)
Mount Union (1973-74-75-76-77-78-82-84-85-89-95-96-97-2001-02)	15	1	1	0	1	1	1st (1974)
Muskingum (1974)	1	0	0	0	0	0	30th (1974)
Neb. Wesleyan (1973-74-76-77-89-94-97-98-99-2000-01-02)	12	0	0	1	1	0	3rd (2001)
Col. of New Jersey (1997-98-2000-01-02)	5	0	0	0	0	0	8th (2001)
North Central (1973-74-75-76-77-78-79-80-81-82-83-84-85-86-87-88-89-90-91-92-93-94-95-96-97-98-99-2000-01-02)	30	12	11	4	2	0	1st (1975-76-78-79-81-82-87-92-93-97-98-99)
North Park (1973-74)	2	0	0	0	0	0	25th (1973)
Notre Dame (Cal.) (1987)	1	0	0	0	0	0	21st (1987)
Oberlin (1974)	1	0	0	0	0	0	T31st (1974)
Occidental (1974-75-76-77-80-82-83-85-86-88-90-91-92-94-95)	15	1	2	0	0	1	1st (1977)
Ohio Northern (1975)	1	0	0	0	0	0	31st (1975)
Ohio Wesleyan (1976-79)	2	0	0	0	0	0	24th (1979)
Olivet (1973-74-75)	3	0	0	0	0	0	33rd (1973)
Oswego St. (1973)	1	0	0	0	0	0	14th (1973)
Otterbein (1974-76-77-84-86-87-88-94-95)	9	0	0	0	0	0	8th (1994)
Plattsburgh St. (1974-75-78-79-81-94-95-97-99)	9	0	0	0	0	0	9th (1978)
Plymouth St. (1974-75-77)	3	0	0	0	0	0	14th (1974)
Pomona-Pitzer (1978-79-80-81-82-93)	6	0	0	0	0	0	10th (1979)
Principia (1977)	1	0	0	0	0	0	T29th (1977)
Puget Sound (1999-2002)	2	0	0	0	0	0	21st (1999)
Redlands (1992)	1	0	0	0	0	0	20th (1992)
Rensselaer (1975-96)	2	0	0	0	0	0	17th (1996)
Roanoke (1980-81-83-85-86)	5	0	0	0	0	0	20th (1985)
Rochester (1974-76-77-79-80-81-82-83-87-88-89-90-91-92-93-94-95-96)	18	1	1	2	1	0	1st (1991)
Rochester Inst. (1976-77-80-82-83-85-86-88-89-90-91-92-93-94-95-96)	16	0	0	1	2	1	3rd (1985)
Rose-Hulman (1974)	1	0	0	0	0	0	18th (1974)
Rowan (1974-75-76-77-78-79-80-81-82-83-84-85-86-87-88-91-92-93)	18	0	0	1	1	0	3rd (1982)
St. John's (Minn.) (1973-74-76-77-81-82-83-84-85-87-88-89-91-92-95-96-97-98-99-2000)	20	0	0	0	2	2	4th (1984-98)
St. Joseph's (Me.) (1983-84-85-86-87-88)	6	0	0	0	0	0	7th (1988)
St. Lawrence (1978-84-85-86-87-89-94-97-99-2000-02)	11	0	0	0	1	0	4th (1986)
St. Olaf (1973-74-76-77-78-79-2002)	7	0	0	0	0	1	5th (1978)
St. Thomas (Minn.) (1975-76-78-79-80-82-83-84-85-86-87-88-89-90-91-92-93-97-98-99-2000-01-02)	23	2	0	2	2	4	1st (1984-86)
Scranton (1975)	1	0	0	0	0	0	35th (1975)
Sewanee (1974-75-79-81)	4	0	0	0	0	0	21st (1981)
Simpson (1986)	1	0	0	0	0	0	9th (1986)
Slippery Rock (1976-77-78)	3	0	0	0	0	0	19th (1976)
Stony Brook (1975)	1	0	0	0	0	0	28th (1975)
Susquehanna (1984)	1	0	0	0	0	0	21st (1984)
Thiel (1976-77)	2	0	0	0	0	0	39th (1976)
Tri-State (1975-76-77)	3	0	0	0	0	0	10th (1977)
Trinity (Conn.) (2000)	1	0	0	0	0	0	14th (2000)
Tufts (1996-98-99-2000-01)	5	0	0	0	0	0	7th (1996)
Ursinus (1980-81)	2	0	0	0	0	0	16th (1980)
Wabash (1973-74-77-91-92-93-94-95-96-98)	10	0	0	1	1	0	3rd (1995)
Wartburg (1988-99-2000-01-02)	5	0	0	0	0	0	10th (2001-02)
Washington (Mo.) (1974-76-97)	3	0	0	0	0	0	18th (1997)
Wash. & Lee (1975-95)	2	0	0	0	0	0	21st (1995)
Westfield St. (1975-77-87)	3	0	0	0	0	0	19th (1987)
Westminster (Mo.) (1974-77)	2	0	0	0	0	0	21st (1974)
Wheaton (Ill.) (1973-74-76-84-85)	5	0	0	0	1	0	4th (1985)
Willamette (2001-02)	2	0	0	0	0	1	5th (2002)
Williams (1975-77-93-94-95-96-97-98-99-2000-01-02)	12	2	0	1	1	2	1st (1994-95)
Wis.-Eau Claire (1998-99)	2	0	0	0	0	0	11th (1998)
Wis.-La Crosse (1982-83-86-87-88-89-90-91-92-93-94-95-96-97-98-99-2000-01-02)	19	2	3	3	1	5	1st (1996-2001)
Wis.-Oshkosh (1985-87-88-89-90-91-92-93-94-95-96-98-2000-01-02)	15	4	0	3	1	0	1st (1988-89-90-2002)
Wis.-Platteville (2000-01)	2	0	0	0	0	0	10th (2000)
Wis.-River Falls (1977)	1	0	0	0	0	0	23rd (1977)
Wis.-Stevens Point (1982-83-86-87-88-90-91-92-93-94-96-97-98-99-2001-02)	16	0	0	1	2	3	3rd (1996)
Wis.-Stout (1981)	1	0	0	0	0	0	10th (1981)
Wis.-Whitewater (1994-95-97-99-2000)	5	0	0	0	0	1	5th (1999)
Wooster (1973)	1	0	0	0	0	0	16th (1973)
York (Pa.) (1976)	1	0	0	0	0	0	35th (1976)

All-Time Team Results

1973: 1. Ashland, 66; 2. (tie) Albany (N.Y.) and North Central, 172; 4. Hamline, 200; 5. St. John's (Minn.), 217; 6. Augustana (Ill.), 226; 7. Millersville, 230; 8. Luther, 238; 9. Mount Union, 242; 10. St. Olaf, 251; 11. Carleton, 256; 12. Case Reserve, 311; 13. Baldwin-Wallace, 357; 14. Oswego St., 380; 15. Hope, 428; 16. Wooster, 438; 17. Neb. Wesleyan, 439; 18. Wabash, 498; 19. Grove City, 506; 20. Fredonia St., 526; 21. Wheaton (Ill.), 531; 22. Kalamazoo, 580; 23. Mass.-Lowell, 592; 24. Macalester, 607; 25. North Park, 645; 26. Alma, 659; 27. DePauw, 668; 28. Allegheny, 679; 29. Central (Iowa), 817; 30. Adrian, 819; 31. Chicago, 833; 32. Grinnell, 868; 33. Olivet, 1,035.

1974: 1. Mount Union, 105; 2. Occidental, 148; 3. North Central, 174; 4. Brandeis, 184; 5. Augustana (Ill.), 207; 6. Carleton, 280; 7. Hamline, 293; 8. Luther, 295; 9. Neb. Wesleyan, 318; 10. Rochester, 371; 11. St. John's (Minn.), 376; 12. St. Olaf, 400; 13. Aquinas, 406; 14. Plymouth St., 422; 15. Case Reserve, 452; 16. Plattsburgh St., 455; 17. Rowan, 494; 18. Rose-Hulman, 496; 19. Albany (N.Y.), 497; 20. Keene St., 518; 21. Westminster (Mo.), 536; 22. Hope, 537; 23. Boston St., 543; 24. Chicago, 575; 25. Wabash, 594; 26. North Park, 639; 27. Wheaton (Ill.), 658; 28. Otterbein, 705; 29. Marist, 728; 30. Muskingum, 756; 31. (tie) DePauw and Oberlin, 826; 33. John Carroll, 938; 34. Olivet, 939; 35. Washington (Mo.), 949; 36. Allegheny, 951; 37. Kalamazoo, 956; 38. Sewanee, 1,035; 39. Alma, 1,093; 40. Central (Iowa), 1,105; 41. Concordia (Ill.), 1,185.

1975: 1. North Central, 91; 2. Occidental, 111; 3. Brandeis, 151; 4. Carleton, 200; 5. Mass.-Dartmouth, 214; 6. Keene St., 236; 7. Millersville, 278; 8. Mount Union, 285; 9. Rowan, 288; 10. St. Thomas (Minn.), 296; 11. Boston St., 316; 12. Bates, 323; 13. Case Reserve, 334; 14. Hope, 339; 15. Hamline, 413; 16. Luther, 441; 17. Augustana (Ill.), 458; 18. MIT, 464; 19. Williams, 501; 20. Plattsburgh St., 524; 21. Gettysburg, 552; 22. Plymouth St., 586; 23. Marist, 611; 24. Eastern Conn. St., 622; 25. Ferris St., 628; 26. Binghamton, 681; 27. John Carroll, 690; 28. Stony Brook, 691; 29. Westfield St., 702; 30. Benedictine (Ill.), 775; 31. Ohio Northern, 778; 32. Tri-State, 794; 33. Rensselaer, 844; 34. Wash. & Lee, 992; 35. Scranton, 1,018; 36. Olivet, 1,058; 37. Sewanee, 1,074; 38. Fitchburg St., 1,075; 39. Brooklyn, 1,154.

1976: 1. North Central, 109; 2. Humboldt St., 132; 3. Brandeis, 192; 4. Carleton, 203; 5. Mount Union, 253; 6. Occidental, 263; 7. Ferris St., 285; 8. Mass.-Lowell, 292; 9. St. Olaf, 310; 10. Gettysburg, 338; 11. St. Thomas (Minn.), 346; 12. Rowan, 362; 13. Luther, 367; 14. Augustana (Ill.), 369; 15. Tri-State, 402; 16. Rochester, 431; 17. Keene St., 451; 18. Mass.-Dartmouth, 474; 19. Slippery Rock, 509; 20. Case Reserve, 517; 21. Brockport St., 553; 22. Hamline, 556; 23. Wheaton (Ill.), 604; 24. St. John's (Minn.), 608; 25. (tie) Hope and Neb. Wesleyan, 642; 27. Otterbein, 652; 28. MIT, 665; 29. Marist, 734; 30. Carnegie Mellon, 736; 31. Grove City, 745; 32. Carthage, 801; 33. Ohio Wesleyan, 802; 34. Fredonia St., 831; 35. York (Pa.), 857; 36. Rochester Inst., 1,043; 37. Allegheny, 1,055; 38. Chicago, 1,092; 39. Thiel, 1,138; 40. Washington (Mo.), 1,198; 41. Dubuque, 1,251; 42. Emory, 1,360.

1977: 1. Occidental, 149; 2. Humboldt St., 152; 3. North Central, 200; 4. Mount Union, 207; 5. Brandeis, 238; 6. Bates, 247; 7. American (P.R.), 313; 8. Luther, 341; 9. St. Olaf, 395; 10. Tri-State, 448; 11. Hamline, 475; 12. Boston St., 476; 13. Fredonia St., 488; 14. Frank. & Marsh., 495; 15. Carleton, 510; 16. Millersville, 524; 17. Wabash, 528; 18. Rochester, 587; 19. Williams, 620; 20. Neb. Wesleyan, 623; 21. Case Reserve, 631; 22. Augustana (Ill.), 653; 23. Wis.-River Falls, 657; 24. Ashland, 658; 25. Johns Hopkins, 660; 26. Albany (N.Y.), 664; 27. St. John's (Minn.), 692; 28. Slippery Rock, 695; 29. (tie) Rowan and Principia, 722; 31. Hope, 725; 32. John Carroll, 763; 33. Benedictine (Ill.), 800; 34. Coast Guard, 825; 35. Keene St., 830; 36. Baldwin-Wallace, 852; 37. Westminster (Mo.), 863; 38. Lock Haven, 865; 39. Mass.-Dartmouth, 897; 40. Calvin, 916; 41. Carthage, 932; 42. Marist, 933; 43. Plymouth St., 938; 44. Carnegie Mellon, 1,013; 45. Dubuque, 1,081; 46. Otterbein, 1,126; 47. Rochester Inst., 1,220; 48. Westfield St., 1,267; 49. Allegheny, 1,305; 50. Chicago, 1,434; 51. Thiel, 1,582; 52. Lincoln (Pa.), 1,661.

1978: 1. North Central, 60; 2. Luther, 151; 3. St. Thomas (Minn.), 152; 4. Humboldt St., 158; 5. St. Olaf, 209; 6. Mount Union, 225; 7. Fredonia St., 226; 8. Boston St., 258; 9. Plattsburgh St., 291; 10. Brandeis, 326; 11. Baldwin-Wallace, 342; 12. Coast Guard, 344; 13. Keene St., 349; 14. Rowan, 388; 15. Hope, 403; 16. Millersville, 426; 17. Gettysburg, 427; 18. Carleton, 435; 19. Mass.-Dartmouth, 451; 20. Albany (N.Y.), 457; 21. Pomona-Pitzer, 463; 22. Slippery Rock, 490; 23. Haverford, 500; 24. Aquinas, 539; 25. St. Lawrence, 558; 26. East. Mennonite, 584; 27. Bethany (W.Va.), 850; 28. Lynchburg, 913.

1979: 1. North Central, 85; 2. Humboldt St., 93; 3. Carleton, 130; 4. Augustana (Ill.), 151; 5. St. Thomas (Minn.), 202; 6. Fredonia St., 224; 7. Millersville, 236; 8. Brandeis, 267; 9. St. Olaf, 314; 10. Pomona-Pitzer, 319; 11. Calvin, 342; 12. Baldwin-Wallace, 346; 13. Luther, 352; 14. Hope, 361; 15. Mass.-Dartmouth, 384; 16. Haverford, 406; 17. Plattsburgh St., 433; 18. Rowan, 441; 19. Boston St., 451; 20. Frostburg St., 495; 21. Coast Guard, 505; 22. Gettysburg, 523; 23. Rochester, 566; 24. Ohio Wesleyan, 587; 25. MIT, 600; 26. Binghamton, 633; 27. Lynchburg, 684; 28. East. Mennonite, 687; 29. Sewanee, 899.

1980: 1. Carleton, 121; 2. Augustana (Ill.), 125; 3. Luther, 175; 4. Mass.-Dartmouth, 183; 5. St. Thomas (Minn.), 204; 6. Hope, 215; 7. North Central, 219; 8. Calvin, 275; 9. Brandeis, 278; 10. Rochester, 319; 11. Frostburg St., 332; 12. Carnegie Mellon, 336; 13. Rowan, 341; 14. Fitchburg St., 349; 15. Baldwin-Wallace, 351; 16. Ursinus, 387; 17. MIT, 406; 18. Fredonia St., 410; 19. Haverford, 443; 20. Occidental, 452; 21. Central (Iowa), 457; 22. Pomona-Pitzer, 474; 23. Keene St., 580; 24. Binghamton, 584; 25. Bethany (W.Va.), 599; 26. Albion, 611; 27. Rochester Inst., 679; 28. Roanoke, 886; 29. Lynchburg, 928.

1981: 1. North Central, 89; 2. Brandeis, 107; 3. Fredonia St., 162; 4. Rowan, 170; 5. Carleton, 176; 6. Carnegie Mellon, 207; 7. Keene St., 216; 8. Mass.-Dartmouth, 217; 9. St. John's (Minn.), 226; 10. Wis.-Stout, 228; 11. Hope, 233; 12. Baldwin-Wallace, 251; 13. MIT, 270; 14. Albion, 366; 15. Pomona-Pitzer, 370; 16. Frostburg St., 382; 17. Rochester, 384; 18. Augustana (Ill.), 419; 19. Ursinus, 445; 20. Plattsburgh St., 539; 21. Sewanee, 586; 22. Roanoke, 632.

1982: 1. North Central, 51; 2. Brandeis, 89; 3. Rowan, 105; 4. St. Thomas (Minn.), 115; 5. St. John's (Minn.), 120; 6. Fredonia St., 209; 7. Haverford, 227; 8. Frostburg St., 232; 9. Wis.-La Crosse, 236; 10. Mount Union, 257; 11. Baldwin-Wallace, 274; 12. Pomona-Pitzer, 289; 13. Rochester, 295; 14. Wis.-Stevens Point, 341; 15. Mass.-Dartmouth, 354; 16. MIT, 379; 17. Rochester Inst., 421; 18. Carnegie Mellon, 464; 19. Bethany (W.Va.), 524; 20. Occidental, 551; 21. Lynchburg, 565.

1983: 1. Brandeis, 52; 2. North Central, 89; 3. St. Thomas (Minn.), 119; 4. Hamline, 147; 5. Wis.-Stevens Point, 153; 6. St. John's (Minn.), 182; 7. Rowan, 189; 8. Frostburg St., 221; 9. Fitchburg St., 266; 10. Baldwin-Wallace, 288; 11. St. Joseph's (Me.), 299; 12. Carnegie Mellon, 301; 13. Wis.-La Crosse, 330; 14. Hope, 335; 15. Rochester, 425; 16. Occidental, 428; 17. Rochester Inst., 426; 18. Albany (N.Y.), 451; 19. Frank. & Marsh., 462; 20. Emory, 509; 21. Roanoke, 528.

1984: 1. St. Thomas (Minn.), 76; 2. North Central, 89; 3. Brandeis, 145; 4. St. John's (Minn.), 148; 5. Luther, 151; 6. Wheaton (Ill.), 190; 7. Mount Union, 211; 8. Rowan, 236; 9. Augustana (Ill.), 244; 10. St. Lawrence, 297; 11. Mass.-Dartmouth, 334; 12. UC San Diego, 346; 13. MIT, 350; 14. St. Joseph's (Me.), 372; 15. Frostburg St., 377; 16. Albany (N.Y.), 378; 17. Otterbein, 383; 18. Fredonia St., 436; 19. Emory, 452; 20. Chris. Newport, 493; 21. Susquehanna, 538.

1985: 1. Luther, 98; 2. North Central, 150; 3. Rochester Inst., 151; 4. Wheaton (Ill.), 158; 5. St. Thomas (Minn.), 169; 6. St. Lawrence, 198; 7. Wis.-Oshkosh, 219; 8. MIT, 246; 9. St. John's (Minn.), 264; 10. Occidental, 272; 11. (tie) Ithaca and Mass.-Dartmouth, 273; 13. Brandeis, 281; 14. Rowan, 296; 15. Mount Union, 314; 16. Frostburg St., 332; 17. Emory, 389; 18. Case Reserve, 403; 19. St. Joseph's (Me.), 429; 20. Roanoke, 476; 21. Haverford, 562.

1986: 1. St. Thomas (Minn.), 51; 2. Wis.-La Crosse, 72; 3. North Central, 102; 4. St. Lawrence, 140; 5. Rochester Inst., 161; 6. Wis.-Stevens Point, 218; 7. Case Reserve, 265; 8. Augustana (Ill.), 283; 9. Simpson, 299; 10. St. Joseph's (Me.), 305; 11. Brandeis, 308; 12. Emory, 318; 13. Luther, 342; 14. MIT, 347; 15. Rowan, 348; 16. Otterbein, 354; 17. Cortland St., 376; 18. Carnegie Mellon, 412; 19. Haverford, 428; 20. Occidental, 454; 21. Roanoke, 504.

1987: 1. North Central, 67; 2. Wis.-La Crosse, 78; 3. Wis.-Oshkosh, 187; 4. Wis.-Stevens Point, 203; 5. Luther, 212; 6. Cortland St., 220; 7. St. Thomas (Minn.), 236; 8. St. Joseph's (Me.), 246; 9. Carnegie Mellon, 259; 10. Rochester, 266; 11. St. John's (Minn.), 276; 12. St. Lawrence, 295; 13. Calvin, 315; 14. Otterbein, 328; 15. Haverford, 349; 16. American (P.R.), 356; 17. Mass.-Boston, 392; 18. Rowan, 414; 19. Westfield St., 421; 20. Emory, 464; 21. Notre Dame (Cal.), 507.

1988: 1. Wis.-Oshkosh, 66; 2. North Central, 75; 3. Rochester, 130; 4. Brandeis, 186; 5. Wis.-La Crosse, 207; 6. Calvin, 234; 7. St. Joseph's (Me.), 236; 8. St. John's (Minn.), 255; 9. St. Thomas (Minn.), 260; 10. Cortland St., 262; 11. Rochester Inst., 329; 12. Occidental, 333; 13. Luther, 366; 14. Wartburg, 367; 15. Wis.-Stevens Point, 379; 16. Carnegie Mellon, 382; 17. American (P.R.), 394; 18. Rowan, 403; 19. Augustana (Ill.), 411; 20. Otterbein, 436; 21. Ithaca, 489.

1989: 1. Wis.-Oshkosh, 55; 2. North Central, 118; 3. Calvin, 153; 4. St. Thomas (Minn.), 174; 5. Wis.-La Crosse, 195; 6. Brandeis, 196; 7. Rochester, 222; 8. St. John's (Minn.), 263; 9. Rochester Inst., 292; 10. Haverford, 298; 11. Augustana (Ill.), 301; 12. UC San Diego, 314; 13. Luther, 329; 14. Claremont-M-S, 340; 15. Mount Union, 343; 16. Mass.-Dartmouth, 346; 17. Ithaca, 348; 18. Neb. Wesleyan, 370; 19. St. Lawrence, 383; 20. Coast Guard, 429; 21. American (P.R.), 544.

1990: 1. Wis.-Oshkosh, 87; 2. North Central, 100; 3. Wis.-La Crosse, 109; 4. Rochester, 129; 5. Occidental, 137; 6. St. Thomas (Minn.), 178; 7. Rochester Inst., 200; 8. Haverford, 257; 9. Calvin, 271; 10. Wis.-Stevens Point, 289; 11. Augustana (Ill.), 295; 12. Ithaca, 300; 13. Frostburg St., 358; 14. Gust. Adolphus, 375; 15. Colorado Col., 394; 16. Grinnell, 418; 17. Mass.-Dartmouth, 427; 18. Mary Washington, 435; 19. Brandeis, 455; 20. UC San Diego, 456; 21. Hope, 497.

1991: 1. Rochester, 139; 2. North Central, 147; 3. Wis.-Oshkosh, 150; 4. Wis.-Stevens Point, 161; 5. Wis.-La Crosse, 167; 6. (tie) Albany (N.Y.) and Cortland St., 240; 8. Occidental, 251; 9. Rochester Inst., 254; 10. St. Thomas (Minn.), 268; 11. (tie) Augustana (Ill.) and UC San Diego, 276; 13. Lynchburg, 278; 14. Grinnell, 290; 15. Calvin, 333; 16. Wabash, 341; 17. Frostburg St., 388; 18. Haverford, 399; 19. St. John's (Minn.), 407; 20. Brandeis, 428; 21. Rowan, 451.

1992: 1. North Central, 107; 2. Rochester, 114; 3. Albany (N.Y.), 178; 4. Wis.-La Crosse, 187; 5. Augustana (Ill.), 194; 6. Wabash, 195; 7. Wis.-Oshkosh, 237; 8. UC San Diego, 248; 9. Wis.-Stevens Point, 266; 10. Fredonia St., 281; 11. Rowan, 283; 12. (tie) Rochester Inst. and St. John's (Minn.), 304; 14. Occidental, 305; 15. Ithaca, 328; 16. Lynchburg, 335; 17. Carleton, 355; 18. St. Thomas (Minn.), 390; 19. Brandeis, 434; 20. Redlands, 525; 21. Emory, 579.

1993: 1. North Central, 32; 2. Wis.-La Crosse, 123; 3. Albany (N.Y.), 124; 4. (tie) Rochester Inst. and Williams, 187; 6. Calvin, 192; 7. Rochester, 195; 8. Wis.-Stevens Point, 261; 9. Augustana (Ill.), 280; 10. Haverford, 281; 11. (tie) Carleton and Wabash, 292; 13. Wis.-Oshkosh, 303; 14. UC San Diego, 322; 15. Lynchburg, 347; 16. St. Thomas (Minn.), 361; 17. Claremont-M-S, 431; 18. Cortland St., 439; 19. Rowan, 452; 20. Binghamton, 476; 21. Pomona-Pitzer, 499.

1994: 1. Williams, 98; 2. North Central, 110; 3. Rochester, 136; 4. Wabash, 158; 5. Wis.-La Crosse, 161; 6. Calvin, 173; 7. Rochester Inst., 213; 8. Otterbein, 225; 9. Carleton, 231; 10. (tie) Haverford and MIT, 298; 12. UC San Diego, 301; 13. Wis.-Oshkosh, 306; 14. Neb. Wesleyan, 348; 15. St. Lawrence, 396; 16. Plattsburgh St., 423; 17. Wis.-Stevens Point, 446; 18. Wis.-Whitewater, 486; 19. Occidental, 505; 20. Gettysburg, 515; 21. Chris. Newport, 517.

1995: 1. Williams, 83; 2. North Central, 91; 3. Wabash, 104; 4. Rochester Inst., 184; 5. Wis.-La Crosse, 186; 6. Rochester, 202; 7. Calvin, 223; 8. Wis.-Whitewater, 236; 9. St. John's (Minn.), 284; 10. UC San Diego, 296; 11. Haverford, 297; 12. Wis.-Oshkosh, 306; 13. Plattsburgh St., 317; 14. Brandeis, 321; 15. Carleton, 324; 16. Mount Union, 342; 17. Otterbein, 369; 18. Bowdoin, 385; 19. Frank. & Marsh., 446; 20. Occidental, 462; 21. Wash. & Lee, 624.

1996: 1. Wis.-La Crosse, 86; 2. North Central, 94; 3. Wis.-Stevens Point, 99; 4. Wis.-Oshkosh, 129; 5. Williams, 147; 6. Calvin, 200; 7. Tufts, 211; 8. Rochester, 235; 9. Haverford, 253; 10. Augustana (Ill.), 255; 11. St. John's (Minn.), 259; 12. Mount Union, 304; 13. Rochester Inst., 319; 14. Carleton, 338; 15. Wabash, 347; 16. Carnegie Mellon, 398; 17. Rensselaer, 467; 18. Ithaca, 468; 19. Colorado Col., 485; 20. Frostburg St., 531; 21. UC San Diego, 549.

1997: 1. North Central, 94; 2. Mount Union, 96; 3. Wis.-La Crosse, 131; 4. Brandeis, 141; 5. Wis.-Stevens Point, 183; 6. Calvin, 237; 7. St. John's (Minn.), 239; 8. St. Thomas (Minn.), 254; 9. Haverford, 273; 10. Keene St., 285; 11. Williams, 287; 12. Col. of New Jersey, 310; 13. Wis.-Whitewater, 316; 14. Neb. Wesleyan, 317; 15. Heidelberg, 319; 16. UC San Diego, 337; 17. St. Lawrence, 372; 18. Washington (Mo.), 403; 19. Plattsburgh St., 468; 20. Frostburg St., 487; 21. Cortland St., 547.

1998: 1. North Central, 106; 2. Calvin, 122; 3. Williams, 135; 4. St. John's (Minn.), 143; 5. Wis.-Stevens Point, 161; 6. Wis.-La Crosse, 221; 7. Keene St., 252; 8. Brandeis, 256; 9. Neb. Wesleyan, 268; 10. Cortland St., 272; 11. Wis.-Eau Claire, 285; 12. St. Thomas (Minn.), 299; 13. Tufts, 301; 14. Carnegie Mellon, 346; 15. Wis.-Oshkosh, 355; 16. Col. of New Jersey, 359; 17. Wabash, 362; 18. Haverford, 371; 19. Heidelberg, 436; 20. Frostburg St., 495; 21. UC San Diego, 497.

1999: 1. North Central, 84; 2. Keene St., 100; 3. Wis.-La Crosse, 101; 4. Calvin, 164; 5. Wis.-Whitewater, 192; 6. Wis.-Stevens Point, 225; 7. St. John's (Minn.), 255; 8. Neb. Wesleyan, 259; 9. Tufts, 276; 10. Bates, 281; 11. Williams, 284; 12. St. Thomas (Minn.), 320; 13. Wis.-Eau Claire, 347; 14. MIT, 356; 15. Wartburg, 372; 16. St. Lawrence, 393; 17. Heidelberg, 399; 18. Plattsburgh St., 400; 19. Haverford, 401; 20. Cortland St., 447; 21. Puget Sound, 451; 22. Anderson (Ind.), 482; 23. Emory, 625; 24. Elizabethtown, 671.

2000: 1. Calvin, 65; 2. Keene St., 87; 3. Wis.-Oshkosh, 138; 4. North Central, 143; 5. Williams, 173; 6. Wis.-Whitewater, 183; 7. Wis.-La Crosse, 203; 8. Neb. Wesleyan, 230; 9. Haverford, 236; 10. Wis.-Platteville, 323; 11. Tufts, 332; 12. Claremont-M-S, 363; 13. Kenyon, 377; 14. Trinity (Conn.), 391; 15. St. Thomas (Minn.), 406; 16. St. John's (Minn.), 409; 17. Coast Guard, 412; 18. Ithaca, 432; 19. Col. of New Jersey, 441; 20. Wartburg, 445; 21. St. Lawrence, 476; 22. Hamline, 485; 23. Anderson (Ind.), 524; 24. Emory, 635.

2001: 1. Wis.-La Crosse, 80; 2. Calvin, 140; 3. Neb. Wesleyan, 193; 4. North Central, 210; 5. St. Thomas (Minn.), 249; 6. Wis.-Oshkosh, 252; 7. Willamette, 270; 8. Col. of New Jersey, 271; 9. Ithaca, 294; 10. Wartburg, 308; 11. Bowdoin, 313; 12. Haverford, 316; 13. Claremont-M-S, 324; 14. Elizabethtown, 332; 15. Keene St., 344; 16. Williams, 346; 17. Mount Union, 364; 18. Wis.-Stevens Point, 365; 19. Wis.-Platteville, 374; 20. MIT, 380; 21. Hamline, 404; 22. Emory, 446; 23. Tufts, 518; 24. DePauw, 587.

2002: 1. Wis.-Oshkosh, 66; 2. Calvin, 122; 3. North Central, 146; 4. Neb. Wesleyan, 178; 5. Willamette, 190; 6. Wis.-La Crosse, 231; 7. Williams, 256; 8. Bowdoin, 267; 9. Col. of New Jersey, 289; 10. Wartburg, 302; 11. Wis.-Stevens Point, 336; 12. Keene St., 341; 13. Claremont-M-S, 351; 14. Mount Union, 355; 15. Elizabethtown, 383; 16. St. Lawrence, 397; 17. Ithaca, 399; 18. St. Thomas (Minn.), 417; 19. Haverford, 420; 20. Connecticut Col., 453; 21. St. Olaf, 462; 22. Puget Sound, 485; 23. Emory, 487; 24. Allegheny, 514.

Football

DIVISION I-AA

2002 Championship

Edited by: Scott Deitch.

Highlights

Hilltoppers Reach Mountain Peak: Western Kentucky avenged a regular-season loss to McNeese State by defeating the Cowboys, 34-14, December 20 in Chattanooga, Tennessee.

Jon Frazier ran for 159 yards and two touchdowns, and Jason Michael accounted for two scores, as the Hilltoppers won their 10th consecutive game. Western Kentucky finished the year with a 12-3 mark, and the Cowboys ended with a 13-2 record.

Michael connected with Jeremi Johnson on a 16-yard pass to open the scoring. The Western Kentucky quarterback also scored on a 2-yard run after McNeese State had pulled to within 24-14.

Frazier dashed for touchdowns of 55 and 14 yards. Peter Martinez added two field goals for Western Kentucky.

Brian Lowder led the Hilltoppers's defense with 12 tackles, and Charles Thompson added 11. Karl Maslowski contributed seven stops and an interception.

Luke Lawton caught a touchdown pass from Scott Pendarvis, and John Marino booted two field goals, to account for McNeese State's scoring.

For more, see the December 23, 2002, issue of The NCAA News at www.ncaa.org on the Web.

Photo by Patrick Murphy-Racey/NCAA Photos

Western Kentucky's Jon Frazier (21) bursts through an opening created by a block by teammate Jeremi Johnson (foreground).

INDIVIDUAL STATISTICAL LEADERS

(Minimum 2 Games Played)

RUSHING

Name, Team	G	Att.	Yds.	TD	Yds./ Att.	Yds./ Game
Marcus Williams, Maine	2	52	270	1	5.2	135.0
Jon Frazier, Western Ky.	4	102	467	5	4.6	116.8
Jermaine Austin, Ga. Southern	3	59	375	3	6.4	125.0
Chaz Williams, Ga. Southern	3	61	235	6	3.9	78.3
Kirwin Watson, Fordham	2	36	155	2	4.3	77.5

PASSING

Name, Team	G	Att.	Comp.	Pct.	TD	Int.	Yds.	Yds./ Game
Brett Gordon, Villanova	3	119	77	.647	7	2	823	274.3
Russ Michna, Western Ill.	2	50	28	.560	3	1	511	255.5
Kevin Eakin, Fordham	2	67	36	.537	1	2	384	192.0
Jason Michael, Western Ky.	4	46	26	.565	4	0	552	138.0
Scott Pendarvis, McNeese St.	4	94	45	.479	4	1	525	131.3

RECEIVING

Name, Team	G	Rec.	Yds.	TD	Yds./ Rec.	Yds./ Game
B.J. Sams, McNeese St.	4	19	324	3	17.1	81.0
Stacy Coleman, Western Ill.	2	9	154	1	16.0	72.0
Terrence Hall, Western Ill.	2	6	118	0	19.7	59.0
Reggie Gray, Western Ill.	2	4	117	0	29.3	58.5
Erik Conroy, Fordham	2	4	113	0	28.3	56.5

Results

FIRST ROUND

COWBOY STADIUM, LAKE CHARLES, LOUISIANA; NOVEMBER 30

	Montana St.	McNeese St.
First Downs	11	17
Rushing Yardage	-3	110
Passing Yardage	220	115
Passes (Comp.-Att.-Int.)	15-32-1	12-25-0
Punts (Number-Average)	8-29.8	8-37.4
Fumbles (Number-Lost)	3-2	1-0
Penalties (Number-Yards)	6-34	2-15

Montana St.	0	7	0	7—14
McNeese St.	7	0	7	7—21

First Quarter

McNeese St.—Vick King 9 pass from Scott Pendarvis (John Marino kick) (26 yards in 5 plays, 9:10 left)

Second Quarter

Montana St.—Aaron Hill 36 pass from Travis Lulay (Nate Cook kick) (79 yards in 6 plays, 7:07 left)

Third Quarter

McNeese St.—Marcus Trahan 8 pass from Pendarvis (Marino kick) (20 yards in 6 plays, 11:51 left)

Fourth Quarter

Montana St.—Junior Adams 8 pass from Lulay (Cook kick) (73 yards in 7 plays, 14:16 left)

McNeese St.—Pendarvis 1 run (Marino kick) (66 yards in 10 plays, 9:40 left)

Individual Leaders

Rushing—Montana St.: Lulay, 1 yard on 17 carries; McNeese St.: Jacob Prim, 61 yards on 17 carries.

Passing—Montana St.: Lulay, 15 of 31 for 220 yards; McNeese St.: Pendarvis, 12 of 25 for 115 yards.

Receiving—Montana St.: Adams, 6 catches for 37 yards; McNeese St.: Jermaine Martin, 3 catches for 43 yards.

WASHINGTON-GRIZZLY STADIUM, MISSOULA, MONTANA; NOVEMBER 30

	Northwestern St.	Montana
First Downs	18	27
Rushing Yardage	65	133
Passing Yardage	237	239
Passes (Comp.-Att.-Int.)	18-33-1	23-38-0
Punts (Number-Average)	9-38.3	1-37.0

	Northwestern St.	Montana
Fumbles (Number-Lost).....	2-2	2-2
Penalties (Number-Yards)..	13-91	3-36

Northwestern St.	0	0	7	7—14
Montana	14	7	14	10—45

First Quarter

Montana—David Gober 26 run (Chris Snyder kick) (61 yards in 9 plays, 12:25 left)

Montana—Tate Hancock 23 pass from Brandon Neill (Snyder kick) (80 yards in 5 plays, 0:03 left)

Second Quarter

Montana—Herb Fernandez 16 interception return (Snyder kick) (7:06 left)

Third Quarter

Montana—J.R. Waller 2 run (Snyder kick) (64 yards in 8 plays, 10:26 left)

Montana—Jefferson Heidelberger 68 punt return (Snyder kick) (7:47 left)

Northwestern St.—Derrick Johnese 8 run (Tommy Hebert kick) (80 yards in 13 plays, 1:24 left)

Fourth Quarter

Montana—Snyder 29 field goal (49 yards in 8 plays, 14:18 left)

Northwestern St.—Fred Harrison 40 pass from Ben Beach (Hebert kick) (68 yards in 6 plays, 11:51 left)

Montana—Heidelberger 96 kickoff return (Snyder kick) (11:35 left)

Individual Leaders

Rushing—Northwestern St.: Johnese, 49 yards on 16 carries; Montana: Waller, 81 yards on 13 carries.

Passing—Northwestern St.: Beach, 8 of 15 for 132 yards; Montana: John Edwards, 17 of 30 for 152 yards.

Receiving—Northwestern St.: Harrison, 6 catches for 89 yards; Montana: Hancock, 5 catches for 91 yards.

VILLANOVA STADIUM, VILLANOVA, PENNSYLVANIA; NOVEMBER 30

	Furman	Villanova
First Downs	27	21
Rushing Yardage	144	114
Passing Yardage.....	310	250
Passes (Comp.-Att.-Int.)	26-41-1	27-40-0
Punts (Number-Average)...	3-34.7	3-40.3
Fumbles (Number-Lost).....	3-2	1-1
Penalties (Number-Yards)..	5-34	4-36

Furman.....	10	14	7	7—38
Villanova	7	7	7	24—45

First Quarter

Villanova—Cameron Cross 7 pass from Brett Gordon (Adam James kick) (47 yards in 6 plays, 12:15 left)

Furman—Dan Marshall 38 field goal (19 yards in 7 plays, 5:55 left)

Furman—Billy Napier 5 run (Marshall kick) (17 yards in 3 plays, 4:39 left)

Second Quarter

Furman—Napier 1 run (Marshall kick) (70 yards in 13 plays, 12:08 left)

Furman—Brandon Berry 3 run (Marshall kick) (27 yards in 5 plays, 8:25 left)

Villanova—Martin Gibson 96 kickoff return (James kick) (8:06 left)

Third Quarter

Furman—Hindley Brigham 4 run (Marshall kick) (79 yards in 13 plays, 10:10 left)

Villanova—Gibson 11 run (James kick) (80 yards in 8 plays, 4:50 left)

Fourth Quarter

Villanova—James 30 field goal (46 yards in 10 plays, 13:40 left)

Villanova—Brian White 5 pass from Gordon (James kick) (29 yards in 9 plays, 9:01 left)

Villanova—Matt Chila 8 pass from Gordon (James kick) (39 yards in 6 plays, 6:19 left)

Furman—Toreico O'Neal 16 run (Marshall kick) (74 yards in 7 plays, 4:06 left)

Villanova—Terry Butler 5 run (James kick) (71 yards in 4 plays, 3:08 left)

Individual Leaders

Rushing—Furman: Brigham, 68 yards on 14 carries; Villanova: Butler, 70 yards on 11 carries.

Passing—Furman: Napier, 26 of 41 for 310 yards; Villanova: Gordon, 27 of 40 for 250 yards.

Receiving—Furman: Bear Rinehart, 12 catches for 124 yards; Villanova: White, 9 catches for 108 yards.

PARSONS FIELD, BROOKLINE, MASSACHUSETTS; NOVEMBER 30

	Fordham	Northeastern
First Downs	19	15
Rushing Yardage	95	115
Passing Yardage.....	301	189
Passes (Comp.-Att.-Int.)	21-38-0	13-26-1
Punts (Number-Average)...	6-34.2	7-38.7
Fumbles (Number-Lost).....	0-0	1-1
Penalties (Number-Yards)..	10-95	10-84

Fordham.....	10	6	3	10—29
Northeastern.....	0	7	10	7—24

First Quarter

Fordham—Peter Modelski 52 pass from Kevin Eakin (Matt Fordyce kick) (78 yards in 5 plays, 12:57 left)

Fordham—Fordyce 35 field goal (27 yards in 8 plays, 7:52 left)

Second Quarter

Northeastern—Tim Gale 43 run (Miro Kesic kick) (83 yards in 9 plays, 12:37 left)

Fordham—Fordyce 45 field goal (41 yards in 6 plays, 11:02 left)

Fordham—Fordyce 23 field goal (50 yards in 13 plays, 0:14 left)

Third Quarter

Northeastern—Kesic 34 field goal (50 yards in 13 plays, 8:53 left)

Fordham—Fordyce 25 field goal (77 yards in 5 plays, 7:13 left)

Northeastern—Cory Parks 31 pass from Shawn Brady (Kesic kick) (33 yards in 4 plays, 6:20 left)

Fourth Quarter

Fordham—Kirwin Watson 30 run (Fordyce kick) (69 yards in 7 plays, 8:52 left)

Fordham—Fordyce 42 field goal (0 yards in 4 plays, 2:50 left)

Northeastern—Gale 1 run (Kesic kick) (70 yards in 12 plays, 0:52 left)

Individual Leaders

Rushing—Fordham: Watson, 101 yards on 21 carries; Northeastern: Gale, 123 yards on 29 carries.

Passing—Fordham: Eakin, 20 of 37 for 269 yards; Northeastern: Brady, 13 of 26 for 189 yards.

Receiving—Fordham: Steve Porco, 6 catches for 68 yards; Northeastern: Tyler Grogan, 3 catches for 58 yards.

PAULSON STADIUM, STATESBORO, GEORGIA; NOVEMBER 30

	Bethune-Cookman	Ga. Southern
First Downs	16	22
Rushing Yardage	109	380
Passing Yardage.....	160	21
Passes (Comp.-Att.-Int.)	17-39-3	1-8-0
Punts (Number-Average)...	5-43.8	3-37.0
Fumbles (Number-Lost).....	1-1	3-1
Penalties (Number-Yards)..	11-98	7-45

Bethune-Cookman.....	0	0	0	0— 0
Ga. Southern	7	20	7	0—34

First Quarter

Ga. Southern—Chaz Williams 1 run (Scott Shelton kick) (76 yards in 10 plays, 11:01 left)

Second Quarter

Ga. Southern—Shelton 51 field goal (42 yards in 13 plays, 14:50 left)

Ga. Southern—Jermaine Austin 17 run (Shelton kick) (20 yards in 3 plays, 10:49 left)

Ga. Southern—Williams 35 run (Shelton kick) (56 yards in 2 plays, 8:34 left)

Ga. Southern—Shelton 43 field goal (10 yards in 7 plays, 4:10 left)

Third Quarter

Ga. Southern—Williams 6 run (Shelton kick) (80 yards in 12 plays, 4:18 left)

Individual Leaders

Rushing—Bethune-Cookman: Brad Lee, 71 yards on 10 carries; Ga. Southern: Williams, 113 yards on 26 carries.

Passing—Bethune-Cookman: Scot Austin, 10 of 18 for 85 yards; Ga. Southern: Williams, 1 of 7 for 21 yards.

Receiving—Bethune-Cookman: Erik Lash, 7 catches for 79 yards; Ga. Southern: Derrick Owens, 1 catch for 21 yards.

KIDD BREWER STADIUM, BOONE, NORTH CAROLINA; NOVEMBER 30

	Maine	Appalachian St.
First Downs	16	16
Rushing Yardage	206	178
Passing Yardage.....	86	73
Passes (Comp.-Att.-Int.)	7-15-0	9-17-1
Punts (Number-Average)...	6-45.2	4-45.0
Fumbles (Number-Lost).....	1-0	1-0
Penalties (Number-Yards)..	7-67	3-15

Maine	0	0	7	7—14
Appalachian St.	0	0	10	3—13

Third Quarter

Appalachian St.—Joe Burchette 1 run (Mark Wright kick) (62 yards in 5 plays, 12:33 left)

Appalachian St.—Wright 19 field goal (61 yards in 11 plays, 5:36 left)

Maine—Ryan Waller 27 pass from Jon Meczywor (Mike Mellow kick) (33 yards in 2 plays, 1:31 left)

Fourth Quarter

Appalachian St.—Wright 47 field goal (35 yards in 5 plays, 14:47 left)

Maine—Marcus Williams 41 run (Mellow kick) (80 yards in 9 plays, 9:41 left)

Individual Leaders

Rushing—Maine: Williams, 157 yards on 29 carries; Appalachian St.: Jerry Beard, 119 yards on 18 carries.

Passing—Maine: Meczywor, 7 for 15 for 86 yards; Appalachian St.: Burchette, 9 of 17 for 73 yards.

Receiving—Maine: Christian Pereira, 3 catches for 38 yards; Appalachian St.: DaVon Fowlkes, 3 catches for 19 yards.

L.T. SMITH STADIUM, BOWLING GREEN, KENTUCKY; NOVEMBER 30

	Murray St.	Western Ky.
First Downs	15	17
Rushing Yardage	103	350
Passing Yardage.....	149	79
Passes (Comp.-Att.-Int.)	14-24-2	5-7-0
Punts (Number-Average)...	7-33.9	2-24.5
Fumbles (Number-Lost).....	2-1	1-0
Penalties (Number-Yards)..	4-40	9-75

Murray St.	0	14	0	6—20
Western Ky.	24	14	7	14—59

First Quarter

Western Ky.—Maurice Bradley 1 run (Peter Martinez kick) (36 yards in 6 plays, 11:19 left)

Western Ky.—Jeremi Johnson 14 run (Martinez kick) (14 yards in 1 play, 5:07 left)

Western Ky.—Bradley 1 run (Martinez kick) (45 yards in 2 plays, 2:41 left)

Western Ky.—Martinez 44 field goal (5 yards in 3 plays, 0:00 left)

Second Quarter

Murray St.—Deandre Green 18 pass from Stewart Childress (Shane Andrus kick) (60 yards in 5 plays, 12:58 left)

Western Ky.—Antonio Veals 86 punt return (Martinez kick) (7:39 left)

Murray St.—Billy Blanchard 1 run (Andrus kick) (69 yards in 11 plays, 2:15 left)

Western Ky.—Jon Frazier 3 run (Martinez kick) (88 yards in 8 plays, 0:02 left)

Third Quarter

Western Ky.—Jerome Reaves 12 pass from Jason Michael (Martinez kick) (80 yards in 4 plays, 13:15 left)

Fourth Quarter

Murray St.—Jimmy St. Louis 1 pass from Childress (kick failed) (58 yards in 8 plays, 14:17 left)

Western Ky.—Bradley 1 run (Martinez kick) (56 yards in 7 plays, 10:08 left)

Western Ky.—Matt Rogers 16 pass from Michael (Martinez kick) (22 yards in 3 plays, 7:21 left)

Individual Leaders

Rushing—Murray St.: Ron Lane, 64 yards on 12 carries; Western Ky.: Johnson, 160 yards on 12 carries.

Passing—Murray St.: Childress, 14 of 24 for 149 yards; Western Ky.: Michael, 5 of 7 for 79 yards.

Receiving—Murray St.: Green, 8 catches for 127 yards; Western Ky.: Reaves, 3 catches for 62 yards.

HANSON FIELD, MACOMB, ILLINOIS; NOVEMBER 30

	Eastern Ill.	Western Ill.
First Downs	14	22
Rushing Yardage	39	193
Passing Yardage	220	172
Passes (Comp.-Att.-Int.)	22-45-1	12-20-1
Punts (Number-Average)	11-28.7	6-43.7
Fumbles (Number-Lost)	4-2	1-1
Penalties (Number-Yards)	8-69	6-50

Eastern Ill.	0	2	7	0— 9
Western Ill.	21	6	7	14—48

First Quarter
Western Ill.—Attley Lawson 5 run (Justin Langan kick) (70 yards in 7 plays, 11:22 left)
Western Ill.—Russ Michna 1 run (Langan kick) (47 yards in 5 plays, 6:30 left)
Western Ill.—Lawson 23 pass from Michna (Langan kick) (23 yards in 1 play, 0:07 left)
Second Quarter
Eastern Ill.—Team safety (7:36 left)
Western Ill.—Travis Glasford 12 run (kick failed) (39 yards in 4 plays, 3:17 left)
Third Quarter
Western Ill.—Wyatt Green 11 fumble return (Langan kick) (10:14 left)
Eastern Ill.—Andre Raymond 30 pass from Tony Romo (Steve Kuehn kick) (61 yards in 6 plays, 8:05 left)
Fourth Quarter
Western Ill.—R.J. Luke 14 pass from Michna (Langan kick) (81 yards in 10 plays, 12:04 left)
Western Ill.—Reggie Gray 32 punt return (Langan kick) (7:18 left)
Individual Leaders
Rushing—Eastern Ill.: J.R. Taylor, 88 yards on 18 carries; Western Ill.: Lawson, 104 yards on 20 carries.
Passing—Eastern Ill.: Romo, 21 of 44 for 215 yards; Western Ill.: Michna, 11 of 17 for 164 yards.
Receiving—Eastern Ill.: Raymond, 7 catches for 77 yards; Western Ill.: Luke, 3 catches for 63 yards.

QUARTERFINALS

COWBOY STADIUM, LAKE CHARLES, LOUISIANA; DECEMBER 7

	Montana	McNeese St.
First Downs	11	17
Rushing Yardage	75	118
Passing Yardage	149	217
Passes (Comp.-Att.-Int.)	13-36-0	14-36-1
Punts (Number-Average)	11-37.2	10-39.1
Fumbles (Number-Lost)	1-0	0-0
Penalties (Number-Yards)	10-86	11-108

Montana	3	7	7	3—20
McNeese St.	0	0	7	17—24

First Quarter
Montana—Chris Snyder 42 field goal (18 yards in 6 plays, 4:58 left)
Second Quarter
Montana—Tate Hancock 3 pass from John Edwards (Snyder kick) (51 yards in 10 plays, 11:01 left)
Third Quarter
Montana—J.R. Waller 39 run (Snyder kick) (64 yards in 4 plays, 10:18 left)
McNeese St.—B.J. Sams 35 pass from Ryan Corcoran (John Marino kick) (94 yards in 8 plays, 1:39 left)
Fourth Quarter
McNeese St.—Luke Lawton 19 run (Marino kick) (58 yards in 8 plays, 11:35 left)
Montana—Snyder 25 field goal (32 yards in 5 plays, 9:33 left)
McNeese St.—Sams 17 pass from Corcoran (Marino kick) (64 yards in 9 plays, 3:45 left)
McNeese St.—Marino 40 field goal (-3 yards in 4 plays, 0:58 left)
Individual Leaders
Rushing—Montana: Waller, 71 yards on 16 carries; McNeese St.: Lawton, 49 yards on 12 carries.
Passing—Montana: Edwards, 10 of 27 for 90 yards; McNeese St.: Corcoran, 12 of 21 for 197 yards.
Receiving—Montana: Jon Talmage, 6 catches for 78 yards; McNeese St.: Sams, 7 catches for 147 yards.

VILLANOVA STADIUM, VILLANOVA, PENNSYLVANIA; DECEMBER 7

	Fordham	Villanova
First Downs	13	25
Rushing Yardage	78	129
Passing Yardage	115	219
Passes (Comp.-Att.-Int.)	16-30-2	26-30-0
Punts (Number-Average)	4-38.5	5-30.2
Fumbles (Number-Lost)	0-0	0-0
Penalties (Number-Yards)	5-43	9-69

Fordham	0	0	3	7—10
Villanova	3	7	7	7—24

First Quarter
Villanova—Adam James 27 field goal (49 yards in 11 plays, 8:32 left)
Second Quarter
Villanova—Martin Gibson 25 pass from Brett Gordon (James kick) (73 yards in 9 plays, 2:58 left)
Third Quarter
Fordham—Matt Fordyce 31 field goal (66 yards in 11 plays, 7:17 left)
Villanova—Terry Butler 4 run (James kick) (66 yards in 14 plays, 0:38 left)
Fourth Quarter
Fordham—Kirwin Watson 1 run (Fordyce kick) (1 yard in 2 plays, 9:49 left)
Villanova—Butler 9 pass from Gordon (James kick) (76 yards in 13 plays, 3:29 left)
Individual Leaders
Rushing—Fordham: Watson, 54 yards on 15 carries; Villanova: Butler, 81 yards on 19 carries.
Passing—Fordham: Kevin Eakin, 16 of 30 for 115 yards; Villanova: Gordon, 26 of 30 for 219 yards.
Receiving—Fordham: Travis Johnson, 4 catches for 47 yards; Villanova: Shaz Brown, 5 catches for 50 yards.

PAULSON STADIUM, STATESBORO, GEORGIA; DECEMBER 7

	Maine	Ga. Southern
First Downs	18	22
Rushing Yardage	162	416
Passing Yardage	99	40
Passes (Comp.-Att.-Int.)	8-22-1	1-3-1
Punts (Number-Average)	5-39.8	4-29.0
Fumbles (Number-Lost)	4-2	1-0
Penalties (Number-Yards)	6-35	8-56

Maine	7	0	0	0— 7
Ga. Southern	7	7	3	14—31

First Quarter
Ga. Southern—Zzream Walden 23 run (Scott Shelton kick) (71 yards in 5 plays, 4:28 left)
Maine—Kevin McMahan 34 pass from Jon Meczywor (Mike Mellow kick) (72 yards in 10 plays, 0:00 left)
Second Quarter
Ga. Southern—Jermaine Austin 7 run (Shelton kick) (78 yards in 9 plays, 1:03 left)
Third Quarter
Ga. Southern—Shelton 36 field goal (57 yards in 10 plays, 3:54 left)
Fourth Quarter
Ga. Southern—Chaz Williams 2 run (Shelton kick) (45 yards in 9 plays, 9:54 left)
Ga. Southern—Williams 5 run (Shelton kick) (72 yards in 7 plays, 4:03 left)
Individual Leaders
Rushing—Maine: Marcus Williams, 113 yards on 23 carries; Ga. Southern: Austin, 143 yards on 27 carries.
Passing—Maine: Meczywor, 8 of 22 for 99 yards; Ga. Southern: Williams, 1 of 3 for 40 yards.
Receiving—Maine: Christian Pereira, 4 catches for 38 yards; Ga. Southern: Derrick Owens, 1 catch for 40 yards.

HANSON FIELD, MACOMB, ILLINOIS; DECEMBER 7

	Western Ky.	Western Ill.
First Downs	18	17
Rushing Yardage	204	65
Passing Yardage	139	347
Passes (Comp.-Att.-Int.)	6-14-0	17-33-0
Punts (Number-Average)	6-36.3	6-39.3
Fumbles (Number-Lost)	0-0	4-2
Penalties (Number-Yards)	5-60	3-27

Western Ky.	0	7	7	17—31
Western Ill.	0	14	7	7—28

Second Quarter
Western Ky.—Maurice Bradley 1 run (Peter Martinez kick) (33 yards in 10 plays, 14:20 left)
Western Ill.—Stacy Coleman 75 pass from Russ Michna (Justin Langan kick) (75 yards in 1 play, 10:25 left)
Western Ill.—Michna 1 run (Langan kick) (38 yards in 5 plays, 0:43 left)
Third Quarter
Western Ky.—Jason Michael 3 run (Martinez kick) (65 yards in 10 plays, 4:04 left)
Western Ill.—Michna 6 run (Langan kick) (89 yards in 8 plays, 0:47 left)
Fourth Quarter
Western Ky.—Shannon Hayes 44 pass from Michael (Martinez kick) (80 yards in 5 plays, 14:03 left)
Western Ky.—Carl Birts 48 fumble return (Martinez kick) (7:11 left)
Western Ill.—Wendell Davidson 1 run (Langan kick) (83 yards in 6 plays, 5:22 left)
Western Ky.—Martinez 25 field goal (39 yards in 10 plays, 0:40 left)
Individual Leaders
Rushing—Western Ky.: Jon Frazier, 128 yards on 30 carries; Western Ill.: Attley Lawson, 33 yards on 14 carries.
Passing—Western Ky.: Michael, 6 of 14 for 139 yards; Western Ill.: Michna, 17 of 33 for 347 yards.
Receiving—Western Ky.: Casey Rooney, 3 catches for 76 yards; Western Ill.: Coleman, 8 catches for 142 yards.

SEMIFINALS

COWBOY STADIUM, LAKE CHARLES, LOUISIANA; DECEMBER 14

	Villanova	McNeese St.
First Downs	21	20
Rushing Yardage	37	258
Passing Yardage	354	158
Passes (Comp.-Att.-Int.)	24-50-2	11-24-1
Punts (Number-Average)	5-33.2	4-35.5
Fumbles (Number-Lost)	3-1	3-2
Penalties (Number-Yards)	9-60	9-106

Villanova	7	14	0	7—28
McNeese St.	0	7	13	19—39

First Quarter
Villanova—Matt Chila 3 pass from Brett Gordon (Adam James kick) (50 yards in 13 plays, 5:59 left)
Second Quarter
McNeese St.—Achille Fairchild 45 interception return (John Marino kick) (12:43 left)
Villanova—Shaz Brown 14 pass from Gordon (James kick) (76 yards in 8 plays, 8:44 left)
Villanova—Terry Butler 1 run (James kick) (82 yards in 6 plays, 0:50 left)
Third Quarter
McNeese St.—B.J. Sams 5 run (Marino kick) (50 yards in 10 plays, 10:19 left)
McNeese St.—Andrew Robin 3 run (kick blocked) (33 yards in 3 plays, 2:38 left)
Fourth Quarter
McNeese St.—Sams 69 pass from Scott Pendarvis (pass failed) (70 yards in 3 plays, 14:00 left)
McNeese St.—Jermaine Martin 36 run (Marino kick) (51 yards in 4 plays, 10:47 left)
Villanova—Phil DiGiacomo 6 run (James kick) (69 yards in 7 plays, 7:43 left)
McNeese St.—Jacob Prim 14 run (kick failed) (23 yards in 4 plays, 0:14 left)
Individual Leaders
Rushing—Villanova: Butler, 65 yards on 12 carries; McNeese St.: Marcus Trahan, 74 yards on 16 carries.
Passing—Villanova: Gordon, 24 of 49 for 354 yards; McNeese St.: Pendarvis, 10 of 16 for 146 yards.
Receiving—Villanova: Noble Champen, 5 catches for 140 yards; McNeese St.: Sams, 3 catches for 90 yards.

PAULSON STADIUM, STATESBORO, GEORGIA; DECEMBER 14

	Western Ky.	Ga. Southern
First Downs	17	19
Rushing Yardage	203	226
Passing Yardage	149	160
Passes (Comp.-Att.-Int.)	9-15-0	9-18-0
Punts (Number-Average)	7-37.4	4-43.0
Fumbles (Number-Lost)	1-0	3-2
Penalties (Number-Yards)	4-49	1-5

Western Ky.	7	10	7	7—31
Ga. Southern	7	0	0	21—28

First Quarter
Western Ky.—Jon Frazier 1 run (Peter Martinez kick) (4 yards in 3 plays, 7:58 left)
Ga. Southern—Chaz Williams 6 run (Scott Shelton kick) (70 yards in 8 plays, 4:56 left)

Second Quarter
Western Ky.—Frazier 2 run (Martinez kick) (98 yards in 14 plays, 9:04 left)
Western Ky.—Martinez 49 field goal (30 yards in 9 plays, 0:29 left)
Third Quarter
Western Ky.—Jason Michael 1 run (Martinez kick) (53 yards in 11 plays, 6:52 left)
Fourth Quarter
Ga. Southern—Zzream Walden 47 pass from C. Williams (Shelton kick) (61 yards in 2 plays, 12:08 left)
Ga. Southern—Ant Williams 20 pass from C. Williams (Shelton kick) (35 yards in 5 plays, 5:43 left)
Ga. Southern—Jermaine Austin 31 run (Shelton kick) (31 yards in 1 play, 4:26 left)
Western Ky.—Michael 2 run (Martinez kick) (76 yards in 13 plays, 0:46 left)
Individual Leaders
Rushing—Western Ky.: Frazier, 103 yards on 28 carries; Ga. Southern: Austin, 128 yards on 18 carries.
Passing—Western Ky.: Michael, 9 of 15 for 149 yards; Ga. Southern: C. Williams, 9 of 18 for 160 yards.
Receiving—Western Ky.: Casey Rooney, 3 catches for 90 yards; Ga. Southern: Carl Kearney, 7 catches for 93 yards.

CHAMPIONSHIP

FINLEY STADIUM/DAVENPORT FIELD, CHATTANOOGA, TENNESSEE; DECEMBER 20

	Western Ky.	McNeese St.
First Downs	13	26
Rushing Yardage	195	137
Passing Yardage	185	268
Passes (Comp.-Att.-Int.)	6-10-0	25-48-3
Punts (Number-Average)	6-37.3	6-35.5
Fumbles (Number-Lost)	1-1	2-0
Penalties (Number-Yards)	7-38	6-35

Western Ky.	7	10	7	10	—34
McNeese St.	0	6	8	0	—14

First Quarter
Western Ky.—Jeremi Johnson 16 pass from Jason Michael (Peter Martinez kick) (27 yards in 5 plays, 9:36 left)
Second Quarter
Western Ky.—Jon Frazier 55 run (Martinez kick) (88 yards in 4 plays, 14:51 left)
McNeese St.—John Marino 30 field goal (56 yards in 10 plays, 7:32 left)
Western Ky.—Martinez 40 field goal (43 yards in 6 plays, 4:55 left)
McNeese St.—Marino 24 field goal (19 yards in 7 plays, 0:07 left)
Third Quarter
Western Ky.—Frazier 14 run (Martinez kick) (71 yards in 4 plays, 11:03 left)
McNeese St.—Luke Lawton 15 pass from Scott Pendarvis (Jeff Hamilton pass from Pendarvis) (75 yards in 8 plays, 3:49 left)
Fourth Quarter
Western Ky.—Michael 2 run (Martinez kick) (79 yards in 10 plays, 13:49 left)
Western Ky.—Martinez 23 field goal (2 yards in 4 plays, 2:51 left)
Individual Leaders
Rushing—Western Ky.: Frazier, 159 yards on 27 carries; McNeese St.: Marcus Trahan, 82 yards on 12 carries.
Passing—Western Ky.: Michael, 6 of 10 for 185 yards; McNeese St.: Pendarvis, 21 of 38 for 244 yards.
Receiving—Western Ky.: Johnson, 3 catches for 90 yards; McNeese St.: B.J. Sams, 7 catches for 69 yards.

History

Team Results

Year	Champion (Record)	Coach	Score	Runner-Up	Site	Championship Game Attendance†	Championship Total Attendance†
1978	Florida A&M (12-1)	Rudy Hubbard	35-28	Massachusetts	Wichita Falls, Tex.	13,604	30,667
1979	Eastern Ky. (11-2)	Roy Kidd	30- 7	Lehigh	Orlando, Fla.	5,200	16,505
1980	Boise St. (10-3)	Jim Criner	31-29	Eastern Ky.	Sacramento, Calif.	8,751	34,358
1981	Idaho St. (12-1)	Dave Kragthorpe	34-23	Eastern Ky.	Wichita Falls, Tex.	11,003	77,215
1982	Eastern Ky. (13-0)	Roy Kidd	17-14	Delaware	Wichita Falls, Tex.	11,257	84,498
1983	Southern Ill. (13-1)	Rey Dempsey	43- 7	Western Caro.	Charleston, S.C.	15,950	88,474
1984	Montana St. (12-2)	Dave Arnold	19- 6	Louisiana Tech	Charleston, S.C.	9,125	79,989
1985	Ga. Southern (13-2)	Erk Russell	44-42	Furman	Tacoma, Wash.	5,306	79,752
1986	Ga. Southern (13-2)	Erk Russell	48-21	Arkansas St.	Tacoma, Wash.	4,419	115,657
1987	La.-Monroe (13-2)	Pat Collins	43-42	Marshall	Pocatello, Idaho	11,513	107,077
1988	Furman (13-2)	Jimmy Satterfield	17-12	Ga. Southern	Pocatello, Idaho	11,500	133,848
1989	Ga. Southern (15-0)	Erk Russell	37-34	Stephen F. Austin*	Statesboro, Ga.	25,725	132,182
1990	Ga. Southern (12-3)	Tim Stowers	36-13	Nevada	Statesboro, Ga.	23,204	169,785
1991	Youngstown St. (12-3)	Jim Tressel	25-17	Marshall	Statesboro, Ga.	12,667	155,752
1992	Marshall (12-3)	Jim Donnan	31-28	Youngstown St.	Huntington, W. Va.	31,304	189,781
1993	Youngstown St. (13-2)	Jim Tressel	17- 5	Marshall	Huntington, W. Va.	29,218	157,971
1994	Youngstown St. (14-0-1)	Jim Tressel	28-14	Boise St.	Huntington, W. Va.	27,674	209,761
1995	Montana (13-2)	Don Read	22-20	Marshall	Huntington, W. Va.	32,106	210,365
1996	Marshall (15-0)	Jim Donnan	49-29	Montana	Huntington, W. Va.	30,052	164,748
1997	Youngstown St. (13-2)	Jim Tressel	10- 9	McNeese St.	Chattanooga, Tenn.	14,771	130,676
1998	Massachusetts (12-3)	Mark Whipple	55-43	Ga. Southern	Chattanooga, Tenn.	17,501	111,570
1999	Ga. Southern (13-2)	Paul Johnson	59-24	Youngstown St.	Chattanooga, Tenn.	20,052	149,961
2000	Ga. Southern (13-2)	Paul Johnson	27-25	Montana	Chattanooga, Tenn.	17,156	138,918
2001	Montana (15-1)	Joe Glenn	13-6	Furman	Chattanooga, Tenn.	12,868	138,423
2002	Western Ky. (12-3)	Jack Harbaugh	34-14	McNeese St.	Chattanooga, Tenn.	12,360	101,393

**Tournament participation vacated by the NCAA Committee on Infractions.*
†Paid Attendance.

Individual Records

GAME

NET YARDS RUSHING
333—Adrian Peterson, Ga. Southern (38) vs. Massachusetts (21), 12-4-99.

RUSHES ATTEMPTED
46—Tamron Smith, Youngstown St. (10) vs. Samford (0), 12-14-91.

TOUCHDOWNS BY RUSHING
6—Sean Sanders, Weber St. (59) vs. Idaho (30), 11-28-87.

NET YARDS PASSING
517—Todd Hammel, Stephen F. Austin (59) vs. Grambling (56), 11-25-89.

PASSES ATTEMPTED
82—Steve McNair, Alcorn St. (20) vs. Youngstown St. (63), 11-25-94.

PASSES COMPLETED
52—Steve McNair, Alcorn St. (20) vs. Youngstown St. (63), 11-25-94.

PASSES INTERCEPTED
7—Jeff Gilbert, Western Caro. (7) vs. Southern Ill. (43), 12-17-83.

TOUCHDOWN PASSES
6—Mike Smith, Northern Iowa (41) vs. La.-Monroe (44), 12-12-87; Clemente Gordon, Grambling (56) vs. Stephen F. Austin (59), 11-25-89.

COMPLETION PERCENTAGE (Min. 15 Attempts)
.882—Jeff Ryan, Youngstown St. (41) vs. N.C. A&T (3), 12-4-99 (15 of 17).

NET YARDS RUSHING AND PASSING
539—Todd Hammel, Stephen F. Austin (59) vs. Grambling (56), 11-25-89 (22 rushing, 517 passing).

RUSHING AND PASSING PLAYS
91—Steve McNair, Alcorn St. (20) vs. Youngstown St. (63), 11-25-94 (9 rushing, 82 passing).

PUNTING AVERAGE (Min. 3 Punts)
54.5— Jay Heibel, Lehigh (22) vs. Delaware (47), 12-2-00 (4 for 218).

PUNTS
14—Fred McRae, Jackson St. (0) vs. Stephen F. Austin (24), 11-26-88.

RECEPTIONS
18—Brian Forster, Rhode Island (23) vs. Richmond (17), 12-1-84.

NET YARDS RECEIVING
288—Randy Moss, Marshall (59) vs. Delaware (14), 11-30-96 (8 catches).

TOUCHDOWN RECEPTIONS
4—Tony DiMaggio, Rhode Island (35) vs. Akron (27), 11-30-85; Randy Moss, Marshall (49) vs. Montana (29), 12-21-96.

INTERCEPTIONS
4—Greg Shipp, Southern Ill. (43) vs. Western Caro. (7), 12-17-83.

YARDS GAINED ON INTERCEPTION RETURNS
117—Kevin Sullivan, Massachusetts (44) vs. Nevada (21), 12-9-78.

YARDS GAINED ON PUNT RETURNS
121—Darren Sharper, William & Mary (45) vs. Jackson St. (6), 11-30-96.

YARDS GAINED ON KICKOFF RETURNS
232—Mike Cadore, Eastern Ky. (32) vs. La.-Monroe (33), 12-5-87, 6 returns, 1 for 99-yard TD.

POINTS
36—Sean Sanders, Weber St. (59) vs. Idaho (30), 11-28-87.

TOUCHDOWNS
6—Sean Sanders, Weber St. (59) vs. Idaho (30), 11-28-87.

EXTRA POINTS
10—Andy Larson, Montana (70) vs. Stephen F. Austin (14), 12-9-95.

FIELD GOALS
5—Matt Fordyce, Fordham (29) vs. Northeastern (24), 11-30-2002.

TOURNAMENT

NET YARDS RUSHING
897—Adrian Peterson, Ga. Southern, 1999 (134 vs. Northern Ariz., 333 vs. Massachusetts, 183 vs. Illinois St., 247 vs. Youngstown St.)

RUSHES ATTEMPTED
123—Ray Whalen, Nevada, 1990 (21 vs. La.-Monroe, 34 vs. Furman, 44 vs. Boise St., 24 vs. Ga. Southern).

NET YARDS PASSING
1,500—Dave Dickenson, Montana, 1995 (441 vs. Eastern Ky., 408 vs. Ga. Southern, 370 vs. Stephen F. Austin, 281 vs. Marshall).

PASSES ATTEMPTED
177—Jeff Gilbert, Western Caro., 1983 (47 vs. Colgate, 52 vs. Holy Cross, 45 vs. Furman, 33 vs. Southern Ill.); Brian Ah Yat, Montana, 1996 (48 vs. Nicholls St., 34 vs. East Tenn. St., 40 vs. Troy St., 55 vs. Marshall).

PASSES COMPLETED
122—Dave Dickenson, Montana, 1995 (31 vs. Eastern Ky., 37 vs. Ga. Southern, 25 vs. Stephen F. Austin, 29 vs. Marshall).

PASSES INTERCEPTED
11—Todd Hammel, Stephen F. Austin, 1989 (0 vs. Grambling, 4 vs. Southwest Mo. St., 2 vs. Furman, 5 vs. Ga. Southern).

TOUCHDOWN PASSES
14—Todd Hammel, Stephen F. Austin, 1989 (5 vs. Grambling, 4 vs. Southwest Mo. St., 2 vs. Furman, 3 vs. Ga. Southern).

COMPLETION PERCENTAGE (Min. 40 Completions)
.769—Giovanni Carmazzi, Hofstra, 1999, 50 of 65 (22-30 vs. Lehigh, 28-35 vs. Illinois St.)

RECEPTIONS
41—Joe Douglass, Montana, 1996 (10 vs. Nicholls St., 10 vs. East Tenn. St., 8 vs. Troy St., 13 vs. Marshall).

NET YARDS RECEIVING
636—Randy Moss, Marshall, 1996 (288 vs. Delaware, 82 vs. Furman, 46 vs. Northern Iowa, 220 vs. Montana).

TOUCHDOWN RECEPTIONS
10—Randy Moss, Marshall, 1996 (3 vs. Delaware, 2 vs. Furman, 1 vs. Northern Iowa, 4 vs. Montana).

POINTS
74—Adrian Peterson, Ga. Southern, 1999 (6 vs. Northern Ariz., 32 vs. Massachusetts, 18 vs. Illinois St., 18 vs. Youngstown St.).

TOUCHDOWNS
12—Adrian Peterson, Ga. Southern, 1999 (1 vs. Northern Ariz., 5 vs. Massachusetts, 3 vs. Illinois St., 3 vs. Youngstown St.).

LONGEST PLAYS

RUSH
90—Henry Fields, McNeese St. (38) vs. Idaho (21), 11-26-94, TD.

PASS (Including Run)
90—Paul Singer 22 pass to Derek Swanson and 68 fumble recovery advancement by Steve Williams, Western Ill. (32) vs. Western Ky. (35), 11-26-88.

FIELD GOAL
56—Tony Zendejas, Nevada (27) vs. Idaho St. (20), 11-26-83.

PUNT
88—Mike Cassidy, Rhode Island (20) vs. Montana St. (32), 12-8-84.

PUNT RETURN
86—Antonio Veals, Western Ky. (59) vs. Murray St. (20), 11-30-2002, TD.

KICKOFF RETURN
100—Chris Fontenette, McNeese St. (7) vs. Northern Iowa (29), 12-5-92, TD.

INTERCEPTION RETURN
100—Melvin Cunningham, Marshall (28) vs. James Madison (21) (ot), 12-3-94, TD; Paul Williams, Delaware (38) vs. Hofstra (17), 11-25-95, TD.

FUMBLE RETURN
95—Randy Smith, Youngstown St. (63) vs. Alcorn St. (20), 11-25-94, TD.

Team Records

GAME

FIRST DOWNS
41—Montana (45) vs. Ga. Southern (0), 12-2-95.

FIRST DOWNS BY RUSHING
26—La.-Monroe (78) vs. Alcorn St. (27), 11-28-92.

FIRST DOWNS BY PASSING
29—Alcorn St. (20) vs. Youngstown St. (63), 11-25-94.

NET YARDS RUSHING
638—Ga. Southern (59) vs. Youngstown St. (24), 12-18-99 (59 rushes).

RUSHES ATTEMPTED
81—Youngstown St. (10) vs. Samford (0), 12-14-91.

NET YARDS PASSING
537—Montana (30) vs. McNeese St. (28), 12-3-94.

PASSES ATTEMPTED
90—Rhode Island (15) vs. Furman (59), 12-7-85.

PASSES COMPLETED
52—Alcorn St. (20) vs. Youngstown St. (63), 11-25-94.

PASSES INTERCEPTED
7—Western Caro. (7) vs. Southern Ill. (43), 12-17-83; Rhode Island (15) vs. Furman (59), 12-7-85; Weber St. (23) vs. Marshall (51), 12-5-87.

COMPLETION PERCENTAGE (Min. 20 Attempts)
.850—Illinois St. (37) vs. Hofstra (20), 12-4-99 (34 of 40).

NET YARDS RUSHING AND PASSING
742—La.-Monroe (78) vs. Alcorn St. (27), 11-28-92 (502 rushing, 240 passing).

RUSHING AND PASSING PLAYS
114—Nevada (42) vs. Furman (35) (3 ot), 12-1-90 (47 rushing, 67 passing).

PUNTING AVERAGE (Min. 4 Punts)
54.5—Lehigh (22) vs. Delaware (47), 12-2-2000 (4 for 218).

PUNTS
14—Jackson St. (0) vs. Stephen F. Austin (24), 11-26-88.

PUNTS BLOCKED
2—Florida A&M (35) vs. Massachusetts (28), 12-16-78; Boise St. (14) vs. Grambling (9), 12-13-80.

YARDS GAINED ON PUNT RETURNS
128—William & Mary (45) vs. Jackson St. (6), 11-30-96.

YARDS GAINED ON KICKOFF RETURNS
232—Eastern Ky. (32) vs. La.-Monroe (33), 12-5-87.

YARDS GAINED ON INTERCEPTION RETURNS
164—Marshall (51) vs. Weber St. (23), 12-5-87.

YARDS PENALIZED
172—Tennessee St. (32) vs. Jackson St. (23), 11-29-86.

FUMBLES LOST
7—Jackson St. (8) vs. Marshall (38), 11-25-95.

POINTS
78—La.-Monroe vs. Alcorn St. (27), 11-28-92.

TOURNAMENT

FIRST DOWNS
125—Montana, 1995 (25 vs. Eastern Ky., 41 vs. Ga. Southern, 38 vs. Stephen F. Austin, 21 vs. Marshall).

NET YARDS RUSHING
2,030—Ga. Southern, 1999 (559 vs. Northern Ariz., 470 vs. Massachusetts, 363 vs. Illinois St., 638 vs. Youngstown St.).

NET YARDS PASSING
1,703—Montana, 1996 (447 vs. Nicholls St., 467 vs. East Tenn. St., 454 vs. Troy St., 335 vs. Marshall).

NET YARDS RUSHING AND PASSING
2,253—Ga. Southern, 1999 (659 vs. Northern Ariz., 500 vs. Massachusetts, 439 vs. Illinois St., 655 vs. Youngstown St.).

PASSES ATTEMPTED
197—Montana, 1996 (53 vs. Nicholls St., 44 vs. East Tenn. St., 45 vs. Troy St., 55 vs. Marshall).

PASSES COMPLETED
137—Montana, 1995 (35 vs. Eastern Ky., 42 vs. Ga. Southern, 31 vs. Stephen F. Austin, 29 vs. Marshall).

PASSES INTERCEPTED
11—Stephen F. Austin, 1989 (0 vs. Grambling, 4 vs. Southwest Mo. St., 2 vs. Furman, 5 vs. Ga. Southern).

PUNTS
29—Northern Iowa, 1992 (11 vs. Eastern Wash., 10 vs. McNeese St., 8 vs. Youngstown St.).

YARDS PENALIZED
350—Ga. Southern, 1986 (106 vs. N.C. A&T, 104 vs. Nicholls St., 75 vs. Nevada, 65 vs. Arkansas St.).

FUMBLES LOST
9—Nevada, 1983 (3 vs. Idaho St., 4 vs. North Texas, 2 vs. Southern Ill.); Youngstown St., 1991 (3 vs. Villanova, 1 vs. Nevada, 4 vs. Samford, 1 vs. Marshall); Ga. Southern, 1998 (1 vs. Colgate, 2 vs. Connecticut, 0 vs. Western Ill., 6 vs. Massachusetts).

POINTS
203—Ga. Southern, 1986 (52 vs. N.C. A&T, 55 vs. Nicholls St., 48 vs. Nevada, 48 vs. Arkansas St.).

Championship Game Records

INDIVIDUAL

NET YARDS RUSHING
247—Adrian Peterson, Ga. Southern (59) vs. Youngstown St. (24), 1999 (25 rushes).

RUSHES ATTEMPTED
35—Marcel Shipp, Massachusetts (55) vs. Ga. Southern (43), 1998 (244 yards).

TOUCHDOWNS BY RUSHING
4—John Bagwell, Furman (42) vs. Ga. Southern (44), 1985.

NET YARDS PASSING
474—Tony Peterson, Marshall (42) vs. La.-Monroe (43), 1987 (28 of 54).

PASSES ATTEMPTED
57—Kelly Bradley, Montana St. (19) vs. Louisiana Tech (6), 1984 (32 completions).

PASSES COMPLETED
36—Brian Ah Yat, Montana (29) vs. Marshall (49), 1996 (55 attempts).

PASSES HAD INTERCEPTED
7—Jeff Gilbert, Western Caro. (7) vs. Southern Ill. (43), 1983.

TOUCHDOWN PASSES
4—Tracy Ham, Ga. Southern (44) vs. Furman (42), 1985; Tony Peterson, Marshall (42) vs. La.-Monroe (43), 1987; Eric Kresser, Marshall (49) vs. Montana (29), 1996.

COMPLETION PERCENTAGE (Min. 8 Attempts)
.875—Mark Brungard, Youngstown St. (17) vs. Marshall (5), 1993 (7 of 8).

NET YARDS RUSHING AND PASSING
509—Tracy Ham, Ga. Southern (44) vs. Furman (42), 1985 (90 rushing, 419 passing; 56 plays).

RUSHING AND PASSING PLAYS
67—Brian Ah Yat, Montana (29) vs. Marshall (49), 1996 (12 rush, 55 pass; 301 yards).

PUNTING AVERAGE (Min. 3 Punts)
51.0—Andrew Maclay, Massachusetts (55) vs. Ga. Southern (43), 1998 (4 for 204).

PUNTS
10—Rick Titus, Delaware (14) vs. Eastern Ky. (17), 1982 (41.6 average).

RECEPTIONS
13—Joe Douglass, Montana (29) vs. Marshall (49), 1996 (117 yards).

NET YARDS RECEIVING
220—Randy Moss, Marshall (49) vs. Montana (29), 1996 (9 catches).

TOUCHDOWN RECEPTIONS
4—Randy Moss, Marshall (49) vs. Montana (29), 1996 (9 catches for 220 yards).

INTERCEPTIONS
4—Greg Shipp, Southern Ill. (43) vs. Western Caro. (7), 1983.

YARDS GAINED ON INTERCEPTION RETURNS
58—Chris Cook, Boise St. (14) vs. Youngstown St. (28), 1994 (1 interception).

YARDS GAINED ON PUNT RETURNS
99—Anthony Williams, Ga. Southern (59) vs. Youngstown St. (24), 1999 (6 returns).

YARDS GAINED ON KICKOFF RETURNS
213—Andre Coleman, Youngstown St. (24) vs. Ga. Southern (59), 1999 (9 returns).

POINTS
24—John Bagwell, Furman (42) vs. Ga. Southern (44), 1985; Randy Moss, Marshall (49) vs. Montana (29), 1996.

TOUCHDOWNS
4—John Bagwell, Furman (42) vs. Ga. Southern (44), 1985; Randy Moss, Marshall (49) vs. Montana (29), 1996.

EXTRA POINTS
8—Chris Chambers, Ga. Southern (59) vs. Youngstown St. (24), 1999.

FIELD GOALS
4—Tim Foley, Ga. Southern (48) vs. Arkansas St. (21), 1986.

LONGEST PLAYS

RUSH
73—Mark Myers, Ga. Southern (27) vs. Montana (25), 2000.

PASS COMPLETION
79—Tracy Ham to Ricky Harris, Ga. Southern (48) vs. Arkansas St. (21), 1986.

FIELD GOAL
55—David Cool, Ga. Southern (12) vs. Furman (17), 1988.

PUNT
72—Rick Titus, Delaware (14) vs. Eastern Ky. (17), 1982.

TEAM

FIRST DOWNS
31—Montana (29) vs. Marshall (49), 1996 (11 rushing, 17 passing, 3 by penalty).

FIRST DOWNS BY RUSHING
23—Ga. Southern (59) vs. Youngstown St. (24), 1999.

FIRST DOWNS BY PASSING
19—Marshall (42) vs. La.-Monroe (43), 1987.

FIRST DOWNS BY PENALTY
3—Eastern Ky. (23) vs. Idaho St. (34), 1981; Furman (42) vs. Ga. Southern (44), 1985; La.-Monroe (43) vs. Marshall (42), 1987; Montana (29) vs. Marshall (49), 1996.

NET YARDS RUSHING
638—Ga. Southern (59) vs. Youngstown St. (24), 1999 (59 rushes).

RUSHES ATTEMPTED
76—Florida A&M (35) vs. Massachusetts (28), 1978 (470 yards).

NET YARDS PASSING
474—Marshall (42) vs. La.-Monroe (43), 1987 (28 of 54).

PASSES ATTEMPTED
57—Montana St. (19) vs. Louisiana Tech (6), 1984 (32 completions).

PASSES COMPLETED
36—Montana (29) vs. Marshall (49), 1996 (55 attempts).

COMPLETION PERCENTAGE (Min. 10 Attempts)
.760—Southern Ill. (43) vs. Western Caro. (7), 1983 (19 of 25).

PASSES HAD INTERCEPTED
7—Western Caro. (7) vs. Southern Ill. (43), 1983.

NET YARDS RUSHING AND PASSING
655—Ga. Southern (59) vs. Youngstown St. (24), 1999 (638 rushing, 17 passing; 63 plays).

RUSHING AND PASSING PLAYS
90—Montana (29) vs. Marshall (49), 1996 (35 rushing, 55 passing; 430 yards).

PUNTING AVERAGE (Min. 3 Punts)
51.0—Massachusetts (55) vs. Ga. Southern (43), 1998 (4 for 204).

PUNTS
10—Delaware (14) vs. Eastern Ky. (17), 1982 (41.6 average).

YARDS GAINED ON PUNT RETURNS
99—Ga. Southern (59) vs. Youngstown St. (24), 1999 (7 returns).

YARDS GAINED ON KICKOFF RETURNS
229—Western Caro. (7) vs. Southern Ill. (43), 1983 (8 returns).

YARDS GAINED ON INTERCEPTION RETURNS
70—Marshall (31) vs. Youngstown St. (28), 1992 (2 interceptions).

YARDS PENALIZED
162—Idaho St. (34) vs. Eastern Ky. (23), 1981 (12 penalties).

FUMBLES
6—Ga. Southern (43) vs. Massachusetts (55), 1998 (6 lost).

FUMBLES LOST
6—Ga. Southern (43) vs. Massachusetts (55), 1998 (6 fumbles).

POINTS
59—Ga. Southern vs. Youngstown St. (24), 1999.

ATTENDANCE
32,106—Marshall University Stadium, Huntington, W.Va., 1995.

Won-Lost Records in Tournament Play

Team (Years Participated)	Yrs.	Won	Lost	Pct.	1st	2nd
Akron (1985)	1	0	1	.000	0	0
Alcorn St. (1984-92-94)	3	0	3	.000	0	0
Appalachian St. (1986-87-89-91-92-94-95-98-99-2000-01-02)	12	8	12	.400	0	0
Arkansas St. (1984-85-86-87)	4	6	4	.600	0	1
Bethune-Cookman (2002)	1	0	1	.000	0	0
Boise St. (1980-81-88-90-94)	5	8	4	.667	1	1
Boston U. (1982-83-84-93-94)	5	2	5	.286	0	0
UCF (1990-93)	2	2	2	.500	0	0
Chattanooga (1984)	1	0	1	.000	0	0
Citadel (1988-90-92)	3	1	3	.250	0	0
Colgate (1982-83-97-98-99)	5	1	5	.167	0	0
Connecticut (1998)	1	1	1	.500	0	0
Delaware (1981-82-86-88-91-92-93-95-96-97-2000)	11	11	11	.500	0	1
East Tenn. St. (1996)	1	1	1	.500	0	0
Eastern Ill. (1982-83-86-89-95-96-2000-01-02)	9	3	9	.250	0	0
Eastern Ky. (1979-80-81-82-83-84-86-87-88-89-90-91-92-93-94-95-97)	17	16	15	.516	2	2
Eastern Wash. (1985-92-97)	3	3	3	.500	0	0
Florida A&M (1978-96-97-98-99-2000-01)	7	5	6	.455	1	0
Fordham (2002)	1	1	1	.500	0	0
Furman (1982-83-85-86-88-89-90-96-99-2000-01-02)	12	14	11	.560	1	2
Ga. Southern (1985-86-87-88-89-90-93-95-97-98-99-2000-01-02)	14	38	8	.826	6	2
Grambling (1980-85-89)	3	0	3	.000	0	0
Hampton (1997-98)	2	0	2	.000	0	0
Hofstra (1995-97-99-2000-01)	5	2	5	.286	0	0
Holy Cross (1983)	1	0	1	.000	0	0
Howard (1993)	1	0	1	.000	0	0
Idaho (1982-85-86-87-88-89-90-92-93-94-95)	11	6	11	.353	0	0
Idaho St. (1981-83)	2	3	1	.750	1	0
Illinois St. (1998-99)	2	2	2	.500	0	0
Indiana St. (1983-84)	2	1	2	.333	0	0
Jackson St. (1978-81-82-85-86-87-88-89-90-95-96-97)	12	0	12	.000	0	0
James Madison (1987-91-94-95-99)	5	2	5	.286	0	0
Lehigh (1979-80-98-99-2000-01)	6	4	6	.400	0	1
La.-Monroe (1987-90-92-93)	4	5	3	.625	1	0
Louisiana Tech (1982-84)	2	4	2	.667	0	1
Maine (1987-89-2001-02)	4	2	4	.333	0	0
Marshall (1987-88-91-92-93-94-95-96)	8	23	6	.793	2	4
Massachusetts (1978-88-90-98-99)	5	6	4	.600	1	1
McNeese St. (1991-92-93-94-95-97-98-2000-01-02)	10	11	10	.524	0	2
Middle Tenn. (1984-85-89-90-91-92-94)	7	6	7	.462	0	0
Mississippi Val. (1984)	1	0	1	.000	0	0
Montana (1982-88-89-93-94-95-96-97-98-99-2000-01-02)	13	19	11	.633	2	2
Montana St. (1984-2002)	2	3	1	.750	1	0
Murray St. (1979-86-95-96-2002)	5	1	5	.167	0	0
Nevada (1978-79-83-85-86-90-91)	7	9	7	.563	0	1
New Hampshire (1991-94)	2	0	2	.000	0	0
Nicholls St. (1986-96)	2	1	2	.333	0	0
N.C. A&T (1986-92-99)	3	1	3	.250	0	0
North Texas (1983-87-88-94)	4	0	4	.000	0	0
Northeastern (2002)	1	0	1	.000	0	0
Northern Ariz.# (1996-2001)	2	0	2	.000	0	0
Northern Iowa (1985-87-90-91-92-93-94-95-96-2001)	10	11	10	.524	0	0
Northwestern St. (1988-97-98-2001-02)	5	3	5	.375	0	0
Portland St. (2000)	1	0	1	.000	0	0
Rhode Island (1981-84-85)	3	2	3	.400	0	0
Richmond (1984-87-98-2000)	4	2	4	.333	0	0
Sam Houston St. (1986-91-2001)	3	1	3	.250	0	0
Samford (1991-92)	2	2	2	.500	0	0
South Carolina St. (1981-82)	2	2	2	.500	0	0
Southern Ill. (1983)	1	3	0	1.000	1	0
Southwest Mo. St. (1989-90)	2	1	2	.333	0	0
Stephen F. Austin¢ (1988-93-95)	3	3	3	.500	0	0
Tennessee St.* (1986-98-99)	3	1	3	.250	0	0
Troy St. (1993-94-95-96-98-99-2000)	7	5	7	.417	0	0
Villanova (1989-91-92-96-97-2002)	6	3	6	.333	0	0
Weber St. (1987-91)	2	1	2	.333	0	0
Western Caro. (1983)	1	3	1	.750	0	1
Western Ill. (1988-91-96-97-98-2000-02)	7	4	7	.364	0	0
Western Ky. (1987-88-97-2000-01-02)	6	7	5	.583	1	0
William & Mary (1986-89-90-93-96-2001)	6	2	6	.250	0	0
Youngstown St. (1987-89-90-91-92-93-94-97-99-2000)	10	23	6	.793	4	2

#Northern Arizona's competition in the 1999 Division I-AA championship was vacated by action of the NCAA Committee on Infractions (record was 0-1).
¢Stephen F. Austin's competition in the 1989 Division I-AA championship was vacated by action of the NCAA Committee on Infractions (record was 3-1).
**Tennessee State's competition in the 1981 and 1982 Division I-AA championships was vacated by action of the NCAA Committee on Infractions (record was 1-2).*

All-Time Results

1978 First Round: Florida A&M 15, Jackson St. 10; Massachusetts 44, Nevada 21. **Championship:** Florida A&M 35, Massachusetts 28.

1979 First Round: Lehigh 28, Murray St. 9; Eastern Ky. 33, Nevada 30 (2 ot). **Championship:** Eastern Ky. 30, Lehigh 7.

1980 First Round: Eastern Ky. 23, Lehigh 20; Boise St. 14, Grambling 9. **Championship:** Boise St. 31, Eastern Ky. 29.

1981 First Round: Eastern Ky. 35, Delaware 28; Boise St. 19, Jackson St. 7; Idaho St. 51, Rhode Island 0; South Carolina St. 26, *Tennessee St. 25 (ot). **Semifinals:** Eastern Ky. 23, Boise St. 17; Idaho St. 41, South Carolina St. 12. **Championship:** Idaho St. 34, Eastern Ky. 23.

**Tennessee State's participation vacated.*

1982 First Round: Idaho 21, Montana 7; Eastern Ill. 16, Jackson St. 13 (ot); South Carolina St. 17, Furman 0; Colgate 21, Boston U. 7. **Quarterfinals:** Eastern Ky. 38, Idaho 30; *Tennessee St. 20, Eastern Ill. 19; Louisiana Tech 38, South Carolina St. 3; Delaware 20, Colgate 13. **Semifinals:** Eastern Ky. 13, *Tennessee St. 7; Delaware 17, Louisiana Tech 0. **Championship:** Eastern Ky. 17, Delaware 14.

**Tennessee State's participation vacated.*

1983 First Round: Indiana St. 16, Eastern Ill. 13 (2 ot); Nevada 27, Idaho St. 20; Western Caro. 24, Colgate 23; Boston U. 24, Eastern Ky. 20. **Quarterfinals:** Southern Ill. 23, Indiana St. 7; Nevada 20, North Texas 17 (ot); Western Caro. 28, Holy Cross 21; Furman 35, Boston U. 16. **Semifinals:** Southern Ill. 23, Nevada 7; Western Caro. 14, Furman 7. **Championship:** Southern Ill. 43, Western Caro. 7.

1984 First Round: Louisiana Tech 66, Mississippi Val. 19; Middle Tenn. 27, Eastern Ky. 10; Richmond 35, Boston U. 33; Arkansas St. 37, Chattanooga 10. **Quarterfinals:** Louisiana Tech 44, Alcorn St. 21; Middle Tenn. 42, Indiana St. 41 (3 ot); Rhode Island 23, Richmond 17; Montana St. 31, Arkansas St. 14. **Semifinals:** Louisiana Tech 21, Middle Tenn. 13; Montana St. 32, Rhode Island 20. **Championship:** Montana St. 19, Louisiana Tech 6.

1985 First Round: Ga. Southern 27, Jackson St. 0; Eastern Wash. 42, Idaho 38; Rhode Island 35, Akron 27; Arkansas St. 10, Grambling 7. **Quarterfinals:** Ga. Southern 28, Middle Tenn. 21; Northern Iowa 17, Eastern Wash. 14; Furman 59, Rhode Island 15; Nevada 24, Arkansas St. 23. **Semifinals:** Ga. Southern 40, Northern Iowa 33; Furman 35, Nevada 12. **Championship:** Ga. Southern 44, Furman 42.

1986 First Round: Nevada 27, Idaho 7; Tennessee St. 32, Jackson St. 23; Ga. Southern 52, N.C. A&T 21; Nicholls St. 28, Appalachian St. 26; Arkansas St. 48, Sam Houston St. 7; Delaware 51, William & Mary 17; Eastern Ill. 28, Murray St. 21; Eastern Ky. 23, Furman 10. **Quarterfinals:** Nevada 33, Tennessee St. 6; Ga. Southern 55, Nicholls St. 31; Arkansas St. 55, Delaware 14; Eastern Ky. 24, Eastern Ill. 22. **Semifinals:** Ga. Southern 48, Nevada 38; Arkansas St. 24, Eastern Ky. 10. **Championship:** Ga. Southern 48, Arkansas St. 21.

1987 First Round: Appalachian St. 20, Richmond 3; Ga. Southern 31, Maine 28 (ot); Weber St. 59, Idaho 30; Marshall 41, James Madison 12; La.-Monroe 30, North Texas 9; Eastern Ky. 40, Western Ky. 17; Northern Iowa 31, Youngstown St. 28; Arkansas St. 35, Jackson St. 32. **Quarterfinals:** Appalachian St. 19, Ga. Southern 0; Marshall 51, Weber St. 23; La.-Monroe 33, Eastern Ky. 32; Northern Iowa 49, Arkansas St. 28. **Semifinals:** Marshall 24, Appalachian St. 10; La.-Monroe 44, Northern Iowa 41 (2 ot). **Championship:** La.-Monroe 43, Marshall 42.

1988 First Round: Idaho 38, Montana 19; Northwestern St. 22, Boise St. 13; Furman 21, Delaware 7; Marshall 7, North Texas 0; Ga. Southern 38, Citadel 20; Stephen F. Austin 24, Jackson St. 0; Western Ky. 35, Western Ill. 32; Eastern Ky. 28, Massachusetts 17. **Quarterfinals:** Idaho 38, Northwestern St. 30; Furman 13, Marshall 9; Ga. Southern 27, Stephen F. Austin 6; Eastern Ky. 41, Western Ky. 24. **Semifinals:** Furman 38, Idaho 7; Ga. Southern 21, Eastern Ky. 17. **Championship:** Furman 17, Ga. Southern 12.

1989 First Round: Ga. Southern 52, Villanova 36; Middle Tenn. 24, Appalachian St. 21; Eastern Ill. 38, Idaho 21; Montana 48, Jackson St. 7; Furman 24, William & Mary 10; Youngstown St. 28, Eastern Ky. 24; *Stephen F. Austin 59, Grambling 56; Southwest Mo. St. 38, Maine 35. **Quarterfinals:** Ga. Southern 45, Middle Tenn. 3; Montana 25, Eastern Ill. 19; Furman 42, Youngstown St. 23; *Stephen F. Austin 55, Southwest Mo. St. 25. **Semifinals:** Ga. Southern 45, Montana 15; *Stephen F. Austin 21, Furman 19. **Championship:** Ga. Southern 37, *Stephen F. Austin 34.

**Stephen F. Austin's participation vacated.*

1990 First Round: Middle Tenn. 28, Jackson St. 7; Boise St. 20, Northern Iowa 3; Nevada 27, La.-Monroe 14; Furman 45, Eastern Ky. 17; UCF 20, Youngstown St. 17; William & Mary 38, Massachusetts 0; Ga. Southern 31, Citadel 0; Idaho 41, Southwest Mo. St. 35. **Quarterfinals:** Boise St. 20, Middle Tenn. 13; Nevada 42, Furman 35 (3 ot); UCF 52, William & Mary 38; Ga. Southern 28, Idaho 27. **Semifinals:** Nevada 59, Boise St. 52 (3 ot); Ga. Southern 44, UCF 7. **Championship:** Ga. Southern 36, Nevada 13.

1991 First Round: Nevada 22, McNeese St. 16; Youngstown St. 17, Villanova 16; James Madison 42, Delaware 35 (2 ot); Samford 29, New Hampshire 13; Eastern Ky. 14, Appalachian St. 3; Middle Tenn. 20, Sam Houston St. 19 (ot); Northern Iowa 38, Weber St. 21; Marshall 20, Western Ill. 17 (ot). **Quarterfinals:** Youngstown St. 30, Nevada 28; Samford 24, James Madison 21; Eastern Ky. 23, Middle Tenn. 13; Marshall 41, Northern Iowa 13. **Semifinals:** Youngstown St. 10, Samford 0; Marshall 14, Eastern Ky. 7. **Championship:** Youngstown St. 25, Marshall 17.

1992 First Round: La.-Monroe 78, Alcorn St. 27; Delaware 56, Samford 21; Middle Tenn. 35, Appalachian St. 10; Marshall 44, Eastern Ky. 0; Citadel 44, N.C. A&T 0; Youngstown St. 23, Villanova 20; Northern Iowa 17, Eastern Wash. 14; McNeese St. 23, Idaho 20. **Quarterfinals:** Delaware 41, La.-Monroe 18; Marshall 35, Middle Tenn. 21; Youngstown St. 42, Citadel 17; Northern Iowa 29, McNeese St. 7. **Semifinals:** Marshall 28, Delaware 7; Youngstown St. 19, Northern Iowa 7. **Championship:** Marshall 31, Youngstown St. 28.

1993 First Round: Ga. Southern 14, Eastern Ky. 12; Youngstown St. 56, UCF 30; Boston U. 27, Northern Iowa 21 (2 ot); Idaho 34, La.-Monroe 31; Delaware 49, Montana 48; Marshall 28, Howard 14; McNeese St. 34, William & Mary 28; Troy St. 42, Stephen F. Austin 20. **Quarterfinals:** Youngstown St. 34, Ga. Southern 14; Idaho 21, Boston U. 14; Marshall 34, Delaware 31; Troy St. 35, McNeese St. 28. **Semifinals:** Youngstown St. 35, Idaho 16; Marshall 24, Troy St. 21. **Championship:** Youngstown St. 17, Marshall 5.

1994 First Round: Youngstown St. 63, Alcorn St. 20; Eastern Ky. 30, Boston U. 23; McNeese St. 38, Idaho 21; Montana 23, Northern Iowa 20; Marshall 49, Middle Tenn. 14; James Madison 45, Troy St. 26; Boise St. 24, North Texas 20; Appalachian St. 17, New Hampshire 10 (ot). **Quarterfinals:** Youngstown St. 18, Eastern Ky. 15; Montana 30, McNeese St. 28; Marshall 28, James Madison 21 (ot); Boise St. 17, Appalachian St. 14. **Semifinals:** Youngstown St. 28, Montana 9; Boise St. 28, Marshall 24. **Championship:** Youngstown St. 28, Boise St. 14.

1995 First Round: McNeese St. 33, Idaho 3; Delaware 38, Hofstra 17; Northern Iowa 35, Murray St. 34; Marshall 38, Jackson St. 8; Appalachian St. 31, James Madison 24; Stephen F. Austin 34, Eastern Ill. 29; Ga. Southern 24, Troy St. 21; Montana 48, Eastern Ky. 0. **Quarterfinals:** McNeese St. 52, Delaware 18; Marshall 41, Northern Iowa 24; Stephen F. Austin 27, Appalachian St. 17; Montana 45, Ga. Southern 0. **Semifinals:** Marshall 25, McNeese St. 13; Montana 70, Stephen F. Austin 14. **Championship:** Montana 22, Marshall 20.

1996 First Round: Montana 48, Nicholls St. 3; East Tenn. St. 35, Villanova 29; Troy St. 29, Florida A&M 25; Murray St. 34, Western Ill. 6; Marshall 59, Delaware 14; Furman 42, Northern Ariz. 31; Northern Iowa 21, Eastern Ill. 14; William & Mary 45, Jackson St. 6. **Quarterfinals:** Montana 44, East Tenn. St. 14; Troy St. 31, Murray St. 3; Marshall 54, Furman 0; Northern Iowa 38, William & Mary 35. **Semifinals:** Montana 70, Troy St. 7; Marshall 31, Northern Iowa 14. **Championship:** Marshall 49, Montana 29.

1997 First Round: Villanova 49, Colgate 28; Youngstown St. 28, Hampton 13; Western Ky. 42, Eastern Ky. 14; Eastern Wash. 40, Northwestern St. 10; Delaware 24, Hofstra 14; Ga. Southern 52, Florida A&M 37; McNeese St. 19, Montana 14; Western Ill. 31, Jackson St. 24. **Quarterfinals:** Youngstown St. 37, Villanova 34; Eastern Wash. 38, Western Ky. 21; Delaware 16, Ga. Southern 7; McNeese St. 14, Western Ill. 12. **Semifinals:** Youngstown St. 25, Eastern Wash. 14; McNeese St. 23, Delaware 21. **Championship:** Youngstown St. 10, McNeese St. 9.

1998 First Round: Ga. Southern 49, Colgate 28; Connecticut 42, Hampton 34; Florida A&M 27, Troy St. 17; Western Ill. 52, Montana 9; Lehigh 24, Richmond 23; Massachusetts 21, McNeese St. 19; Appalachian St. 45, Tennessee St. 31; Northwestern St. 48, Illinois St. 28. **Quarterfinals:** Ga. Southern 52, Connecticut 30; Western Ill. 24, Florida A&M 21; Massachusetts 27, Lehigh 21; Northwestern St. 31, Appalachian St. 20. **Semifinals:** Ga. Southern 42, Western Ill. 14; Massachusetts 41, Northwestern St. 31. **Championship:** Massachusetts 55, Ga. Southern 43.

1999 First Round: N.C. A&T 24, Tennessee St. 10; Youngstown St. 30, Montana 27; Troy St. 27, James Madison 7; Florida A&M 44, Appalachian St. 29; Hofstra 27, Lehigh 15; Illinois St. 56, Colgate 13; Massachusetts 30, Furman 23 (ot); Ga. Southern 72, *Northern Ariz. 29. **Quarterfinals:** Youngstown St. 41, N.C. A&T 3; Florida A&M 17, Troy St. 10; Illinois St. 37, Hofstra 20; Ga. Southern 38, Massachusetts 21. **Semifinals:** Youngstown St. 27, Florida A&M 24; Ga. Southern 28, Illinois St. 17. **Championship:** Ga. Southern 59, Youngstown St. 24.

**Northern Arizona's participation vacated.*

2000 First Round: Montana 45, Eastern Ill. 13; Richmond 10, Youngstown St. 3; Western Ky. 27, Florida A&M 0; Appalachian St. 33, Troy St. 30; Ga. Southern 42, McNeese St. 17; Hofstra 31, Furman 24; Lehigh 37, Western Ill. 7; Delaware 49, Portland St. 14. **Quarterfinals:** Montana 34, Richmond 20; Appalachian St. 17, Western Ky. 14; Ga. Southern 48, Hofstra 20; Delaware 47, Lehigh 22. **Semifinals:** Montana 19, Appalachian St. 16 (ot); Ga. Southern 27, Delaware 18. **Championship:** Ga. Southern 27, Montana 25.

2001 First Round: Montana 28, Northwestern St. 19; Sam Houston St. 34, Northern Ariz. 31; Maine 14, McNeese St. 10; Northern Iowa 49, Eastern Ill. 43; Ga. Southern 60, Florida A&M 35; Appalachian St. 40, William & Mary 27; Lehigh 27, Hofstra 24 (2 ot); Furman 24, Western Ky. 20. **Quarterfinals:** Montana 49, Sam Houston St. 24; Northern Iowa 56, Maine 28; Ga. Southern 38, Appalachian St. 24; Furman 34, Lehigh 17. **Semifinals:** Montana 38, Northern Iowa 0; Furman 24, Ga. Southern 17. **Championship:** Montana 13, Furman 6.

2002 First Round: McNeese St. 21, Montana St. 14; Montana 45, Northwestern St. 14; Villanova 45, Furman 38; Fordham 29, Northeastern 24; Ga. Southern 34, Bethune-Cookman 0; Maine 14, Appalachian St. 13; Western Ky. 59, Murray St. 20; Western Ill. 48, Eastern Ill. 9. **Quarterfinals:** McNeese St. 24, Montana 20; Villanova 24, Fordham 10; Ga. Southern 31, Maine 7; Western Ky. 31, Western Ill. 28. **Semifinals:** McNeese St. 39, Villanova 28; Western Ky. 31, Ga. Southern 28. **Championship:** Western Ky. 34, McNeese St. 14.

Football

DIVISION II

2002 Championship

Edited by: Scott Deitch.

Highlights

Anes-to-Kircus Equals Title: Curt Anes culminated the game-winning drive with his third touchdown pass as Grand Valley State defeated Valdosta State, 31-24, December 14 in Florence, Alabama.

Valdosta State completed its rally from a 24-6 deficit when Tim Thompson recovered a fumble in the Lakers end zone and Buster Faulkner connected with C.J. Lofton for the tying two-point conversion with 3:09 remaining in the fourth quarter.

Anes then led the Lakers 68 yards in seven plays, capped by a 10-yard pass to David Kircus for the title-winning TD with 64 seconds to play.

Kircus caught each of Anes's touchdown tosses as he totaled 11 receptions for a championship-game record 270 yards. The number of total and TD catches tied the records for a championship contest.

Anes completed 23 of his 36 pass attempts for 361 yards, another division championship-game high. Terrance Banks made nine catches for 66 yards for the Lakers.

Will Rhody helped Valdosta State's cause with three field goals. Aaron Jenkins rushed for 99 yards and scored the Blazers' lone offensive touchdown.

Grand Valley State did not lose in 14 games, while Valdosta State finished 14-1.

For more, see the December 23, 2002, issue of The NCAA News at www.ncaa.org on the Web.

Photo by Jamie Schwaberow/NCAA Photos

Valdosta State's Ced Dickerson (3) is too late to keep Reggie Spearmon from scoring Grand Valley State's first touchdown.

INDIVIDUAL STATISTICAL LEADERS
(Minimum 2 Games Played)

RUSHING

Name, Team	G	Att.	Yds.	TD	Yds./ Att.	Yds./ Game
Larry Williams, Tex. A&M-Kingsville	3	63	398	5	6.3	132.7
Adam Matthews, Northern Colo.	3	59	369	3	6.3	123.0
Damone Boone, Carson-Newman	2	30	204	2	6.8	102.0
Randy Bell, Carson-Newman	2	34	199	0	5.9	99.5
Reggie Spearmon, Grand Valley St.	4	96	355	8	3.7	88.8

PASSING

Name, Team	G	Att.	Comp.	Pct.	TD	Int.	Yds.	Yds./ Game
Ryan Flanigan, UC Davis	2	64	40	.625	2	1	647	323.5
Curt Anes, Grand Valley St.	4	117	83	.709	14	1	1,134	283.5
Mark Passard, Northern Colo.	3	89	54	.607	7	4	837	279.0
Brian Eyerman, Indiana (Pa.)	2	47	29	.617	5	0	490	245.0
Buster Faulkner, Valdosta St.	4	147	89	.605	8	7	965	241.3

RECEIVING

Name, Team	G	Rec.	Yds.	TD	Yds./ Rec.	Yds./ Game
Michael Oliva, UC Davis	2	16	285	2	17.8	142.5
David Kircus, Grand Valley St.	4	29	544	12	18.8	136.0
Jamaica Rector, Northwest Mo. St.	2	13	257	1	19.8	128.5
Reggie Mosley, Valdosta St.	4	29	400	4	13.8	100.0
Terrance Banks, Grand Valley St.	4	34	346	0	10.2	86.5

Results

FIRST ROUND

BAZEMORE-HYDER STADIUM, VALDOSTA, GEORGIA; NOVEMBER 23

	Catawba	Valdosta St.
First Downs	14	29
Rushing Yardage	30	151
Passing Yardage	228	343
	Catawba	**Valdosta St.**
Passes (Comp.-Att.-Int.)	21-40-2	25-38-1
Punts (Number-Average)	7-37.9	5-33.2
Fumbles (Number-Lost)	2-0	0-0
Penalties (Number-Yards)	5-45	5-46

Catawba	0	0	7	0— 7
Valdosta St.	7	14	3	0—24

First Quarter

Valdosta St.—Reggie Mosley 9 pass from Buster Faulkner (Will Rhody kick) (67 yards in 6 plays, 2:00 left)

Second Quarter

Valdosta St.—Tyran Robinson 8 run (Rhody kick) (85 yards in 6 plays, 12:24 left)

Valdosta St.—Mosley 74 pass from Faulkner (Rhody kick) (74 yards in 1 play, 0:34 left)

Third Quarter

Valdosta St.—Rhody 24 field goal (67 yards in 15 plays, 9:08 left)

Catawba—Nick Means 21 pass from Luke Samples (Allan Rohrbaugh kick) (80 yards in 10 plays, 1:33 left)

Individual Leaders

Rushing—Catawba: Marcus Bland, 25 yards on 3 carries; Valdosta St.: Robinson, 78 yards on 18 carries.

Passing—Catawba: Samples, 21 of 40 for 228 yards; Valdosta St.: Faulkner, 25 of 38 for 343 yards.

Receiving—Catawba: Means, 12 catches for 131 yards; Valdosta St.: Mosley, 10 catches for 179 yards.

BURKE-TARR STADIUM, JEFFERSON CITY, TENNESSEE; NOVEMBER 23

	Fayetteville St.	Carson-Newman
First Downs	26	16
Rushing Yardage	105	310
Passing Yardage	308	35
Passes (Comp.-Att.-Int.)	28-47-2	2-7-0
Punts (Number-Average)	5-40.0	6-27.0
Fumbles (Number-Lost)	0-0	4-1
Penalties (Number-Yards)	5-40	9-67

Fayetteville St.	7	7	0	13—27
Carson-Newman	14	26	0	0—40

First Quarter

Carson-Newman—Randy Bell 40 run (Kjell Lorentzen kick) (45 yards in 2 plays, 9:23 left)

Carson-Newman—Damone Boone 17 run (Lorentzen kick) (59 yards in 3 plays, 5:44 left)

Fayetteville St.—Daryl Bright 15 pass from Te'Mon Wallace (Justin Landgon kick) (71 yards in 5 plays, 4:14 left)

Second Quarter

Fayetteville St.—Wayman Westbrooks 10 pass from Wallace (Landgon kick) (11 yards in 3 plays, 13:20 left)

Carson-Newman—Leonard Guyton 5 run (Lorentzen kick) (65 yards in 9 plays, 9:59 left)

Carson-Newman—Boone 49 run (kick blocked) (58 yards in 3 plays, 6:18 left)

Carson-Newman—Deonte Bolden 85 field goal return (Lorentzen kick) (3:42 left)

Carson-Newman—Loman Dorsey 38 interception return (kick blocked) (1:38 left)

Fourth Quarter

Fayetteville St.—DeAnge Bridgers 2 run (Landgon kick) (31 yards in 5 plays, 8:54 left)

Fayetteville St.—Westbrooks 9 pass from Wallace (pass failed) (88 yards in 12 plays, 1:03 left)

Individual Leaders

Rushing—Fayetteville St.: Bridgers, 122 yards on 24 carries; Carson-Newman: Boone, 173 yards on 20 carries.

Passing—Fayetteville St.: Wallace, 28 of 47 for 308 yards; Carson Newman: Guyton, 2 of 6 for 35 yards.

Receiving—Fayetteville St.: Elliott London, 6 catches for 30 yards; Carson-Newman: Alvin Sanders, 1 catch for 26 yards.

TOMLINSON STADIUM, ELLENSBURG, WASHINGTON; NOVEMBER 23

	UC Davis	Central Wash.
First Downs	14	20
Rushing Yardage	57	30
Passing Yardage	300	289
Passes (Comp.-Att.-Int.)	17-20-0	29-55-2
Punts (Number-Average)	7-41.9	2-33.5
Fumbles (Number-Lost)	1-0	2-1
Penalties (Number-Yards)	4-35	2-15

UC Davis	14	7	3	0—24
Central Wash.	6	0	0	0— 6

First Quarter

UC Davis—Kevin Freeman 34 pass from Billy Zeier (Dusty Apocotos kick) (64 yards in 8 plays, 10:24 left)

UC Davis—O.J. Swanigan 5 run (Apocotos kick) (66 yards in 3 plays, 4:45 left)

Central Wash.—Willie Johnson 1 run (kick blocked) (68 yards in 11 plays, 0:17 left)

Second Quarter

UC Davis—Swanigan 5 run (Apocotos kick) (67 yards in 7 plays, 0:21 left)

Third Quarter

UC Davis—Apocotos 37 field goal (69 yards in 10 plays, 3:22 left)

Individual Leaders

Rushing—UC Davis: Swanigan, 48 yards on 19 carries; Central Wash.: Johnson, 38 yards on 13 carries.

Passing—UC Davis: Ryan Flanigan, 16 of 19 for 266 yards; Central Wash.: Zak Hill, 27 of 48 for 272 yards.

Receiving—UC Davis: Michael Oliva, 5 catches for 118 yards; Central Wash.: Brian Potucek, 9 catches for 90 yards.

FOSTER FIELD, KEARNEY, NEBRASKA; NOVEMBER 23

	Tex. A&M-Kingsville	Neb.-Kearney
First Downs	17	28
Rushing Yardage	325	59
Passing Yardage	112	381
Passes (Comp.-Att.-Int.)	8-18-0	24-47-3
Punts (Number-Average)	6-37.5	5-26.4
Fumbles (Number-Lost)	3-2	4-4
Penalties (Number-Yards)	13-129	3-21

Tex. A&M-Kingsville	7	16	21	14—58
Neb.-Kearney	6	10	14	10—40

First Quarter

Neb.-Kearney—Henrik Juul-Nielsen 25 field goal (47 yards in 7 plays, 10:48 left)

Tex. A&M-Kingsville—Larry Williams 75 run (Richard Hammond kick) (80 yards in 2 plays, 10:22 left)

Neb.-Kearney—Juul-Nielsen 46 field goal (50 yards in 11 plays, 2:20 left)

Second Quarter

Tex. A&M-Kingsville—Jeff Malone 24 blocked punt return (kick blocked) (12:41 left)

Tex. A&M-Kingsville—Hammond 37 field goal (4 yards in 4 plays, 11:01 left)

Neb.-Kearney—Richie Ross 42 pass from Pat Korth (Juul-Nielsen kick) (80 yards in 7 plays, 8:09 left)

Tex. A&M-Kingsville—Williams 53 run (Hammond kick) (53 yards in 1 play, 1:46 left)

Neb.-Kearney—Juul-Nielsen 38 field goal (59 yards in 11 plays, 0:09 left)

Third Quarter

Tex. A&M-Kingsville—Brent Holmes 18 pass from Abel Gonzalez (Hammond kick) (81 yards in 7 plays, 8:30 left)

Tex. A&M-Kingsville—Eddie Moton 25 interception return (Hammond kick) (6:21 left)

Neb.-Kearney—Garth Mins 100 kickoff return (Juul-Nielsen kick) (6:02 left)

Tex. A&M-Kingsville—Williams 22 run (Hammond kick) (22 yards in 1 play, 3:43 left)

Neb.-Kearney—Mike Miller 4 run (Juul-Nielsen kick) (80 yards in 6 plays, 0:50 left)

Fourth Quarter

Neb.-Kearney—Mins 4 pass from Korth (Juul-Nielsen kick) (66 yards in 4 plays, 12:19 left)

Tex. A&M-Kingsville—Gary Lusk 11 pass from Gonzalez (Hammond kick) (14 yards in 3 plays, 10:22 left)

Neb.-Kearney—Juul-Nielsen 24 field goal (48 yards in 5 plays, 8:34 left)

Tex. A&M-Kingsville—Williams 11 run (Hammond kick) (80 yards in 8 plays, 4:45 left)

Individual Leaders

Rushing—Tex. A&M-Kingsville: Williams, 216 yards on 26 carries; Neb.-Kearney: Miller, 106 yards on 33 carries.

Passing—Tex. A&M-Kingsville: Gonzalez, 8 of 18 for 112 yards; Neb.-Kearney: Korth, 24 of 46 for 381 yards.

Receiving—Tex. A&M-Kingsville: Lusk, 5 catches for 79 yards; Neb.-Kearney: Ross, 10 catches for 204 yards.

LUBBERS STADIUM, ALLENDALE, MICHIGAN; NOVEMBER 23

	C.W. Post	Grand Valley St.
First Downs	11	25
Rushing Yardage	183	137
Passing Yardage	21	391
Passes (Comp.-Att.-Int.)	3-14-0	25-33-0
Punts (Number-Average)	8-27.2	1-40.0
Fumbles (Number-Lost)	0-0	1-1
Penalties (Number-Yards)	7-44	10-88

C.W. Post	7	0	6	0—13
Grand Valley St.	7	21	21	13—62

First Quarter

Grand Valley St.—David Kircus 7 pass from Curt Anes (Dave Hendrix kick) (74 yards in 12 plays, 9:11 left)

C.W. Post—T.J. Brocking 1 run (Tim Wagner kick) (51 yards in 13 plays, 0:04 left)

Second Quarter

Grand Valley St.—Kircus 48 pass from Anes (run failed) (80 yards in 5 plays, 13:14 left)

Grand Valley St.—Kircus 24 pass from Anes (Kircus pass from Anes) (27 yards in 2 plays, 11:27 left)

Grand Valley St.—Reggie Spearmon 34 pass from Anes (Hendrix kick) (34 yards in 1 play, 1:14 left)

Third Quarter

Grand Valley St.—Spearmon 1 run (Hendrix kick) (45 yards in 8 plays, 10:54 left)

Grand Valley St.—Kircus 34 pass from Anes (Hendrix kick) (38 yards in 3 plays, 8:07 left)

Grand Valley St.—Todd DeVree 5 pass from Ryan Brady (Hendrix kick) (58 yards in 10 plays, 0:51 left)

C.W. Post—Ian Smart 76 run (kick failed) (76 yards in 1 play, 0:28 left)

Fourth Quarter

Grand Valley St.—Spearmon 15 pass from Anes (Hendrix kick) (56 yards in 9 plays, 12:56 left)

Grand Valley St.—Brent Lesniak 5 run (kick failed) (70 yards in 9 plays, 4:08 left)

Individual Leaders

Rushing—C.W. Post: Smart, 139 yards on 23 carries; Grand Valley St.: Spearmon, 71 yards on 25 carries.

Passing—C.W. Post: Rob Blount, 3 of 14 for 21 yards; Grand Valley St.: Anes, 23 of 31 for 337 yards.

Receiving—C.W. Post: Brocking, 1 catch for 9 yards; Grand Valley St.: Kircus, 7 catches for 161 yards.

GEORGE P. MILLER STADIUM, INDIANA, PENNSYLVANIA, NOVEMBER 23

	Saginaw Valley	Indiana (Pa.)
First Downs	20	20
Rushing Yardage	163	76
Passing Yardage	239	377
Passes (Comp.-Att.-Int.)	17-31-1	23-32-0
Punts (Number-Average)	3-45.0	3-36.0
Fumbles (Number-Lost)	3-1	4-1
Penalties (Number-Yards)	5-40	6-50

Saginaw Valley	0	13	7	3—23
Indiana (Pa.)	3	3	14	7—27

First Quarter

Indiana (Pa.)—Josh Telenko 27 field goal (70 yards in 14 plays, 2:28 left)

Second Quarter

Saginaw Valley—Eric Houle 35 field goal (23 yards in 5 plays, 14:56 left)

Indiana (Pa.)—Telenko 27 field goal (57 yards in 7 plays, 11:36 left)

Saginaw Valley—Glenn Martinez 5 pass from Mark Radlinski (Houle kick) (67 yards in 9 plays, 7:21 left)

Saginaw Valley—Houle 25 field goal (68 yards in 10 plays, 0:28 left)

Third Quarter

Indiana (Pa.)—LeRon McCoy 43 pass from Brian Eyerman (Telenko kick) (53 yards in 3 plays, 12:05 left)

Indiana (Pa.)—Pat Liebert 10 pass from Eyerman (Telenko kick) (12 yards in 3 plays, 8:55 left)

Saginaw Valley—Martinez 58 pass from Matt LaFleur (Houle kick) (54 yards in 3 plays, 2:43 left)

Fourth Quarter

Indiana (Pa.)—Aaron Cochran 6 run (Telenko kick) (65 yards in 10 plays, 13:34 left)

Saginaw Valley—Houle 27 field goal (68 yards in 8 plays, 10:15 left)

Individual Leaders

Rushing—Saginaw Valley: Keath Bartynski, 127 yards on 21 carries; Indiana (Pa.): Justin Spence, 44 yards on 16 carries.

Passing—Saginaw Valley: LaFleur, 15 of 26 for 217 yards; Indiana (Pa.): Eyerman, 23 of 32 for 377 yards.

Receiving—Saginaw Valley: Martinez, 4 catches for 123 yards; Indiana (Pa.): Carmelo Ocasio, 8 catches for 126 yards.

RICKENBRODE STADIUM, MARYVILLE, MISSOURI; NOVEMBER 23

	Minn. Duluth	Northwest Mo. St.
First Downs	24	29
Rushing Yardage	123	209
Passing Yardage	330	370
Passes (Comp.-Att.-Int.)	18-43-2	24-40-2
Punts (Number-Average)	6-37.3	2-34.0
Fumbles (Number-Lost)	1-0	3-2
Penalties (Number-Yards)	8-69	7-65

Minn. Duluth	7	3	20	11—41
Northwest Mo. St.	3	14	21	7—45

First Quarter

Minn. Duluth—Chris Kuhl 16 pass from Ricky Fritz (Chad Gerlach kick) (70 yards in 8 plays, 10:31 left)

Northwest Mo. St.—Eddie Ibarra 34 field goal (15 yards in 7 plays, 2:16 left)

Second Quarter

Northwest Mo. St.—Jamaica Rector 45 punt return (Ibarra kick) (10:55 left)

Northwest Mo. St.—Daren Roberts 2 run (Ibarra kick) (72 yards in 7 plays, 4:33 left)

Minn. Duluth—Gerlach 47 field goal (62 yards in 11 plays, 0:19 left)

Third Quarter

Minn. Duluth—Tim Battaglia 34 pass from Fritz (Gerlach kick) (24 yards in 1 play, 14:42 left)

Northwest Mo. St.—Roberts 5 run (Ibarra kick) (76 yards in 5 plays, 12:41 left)

Minn. Duluth—Cash Langeness 55 fumble return (Gerlach kick) (10:44 left)

Northwest Mo. St.—Roberts 1 run (Ibarra kick) (66 yards in 10 plays, 7:17 left)

Minn. Duluth—Steve Battaglia 35 pass from Fritz (kick failed) (63 yards in 8 plays, 3:49 left)

Northwest Mo. St.—Rector 64 pass from John McMenamin (Ibarra kick) (85 yards in 6 plays, 1:14 left)

Fourth Quarter

Minn. Duluth—Gerlach 37 field goal (52 yards in 11 plays, 12:26 left)

Minn. Duluth—T. Battaglia 66 pass from Fritz (T. Battaglia pass from Fritz) (80 yards in 4 plays, 3:02 left)

Northwest Mo. St.—Geromy Scaggs 3 run (Ibarra kick) (61 yards in 6 plays, 0:31 left)

Individual Leaders

Rushing—Minn. Duluth: Dave Rufledt, 36 yards on 13 carries; Northwest Mo. St.: Mitch Herring, 80 yards on 11 carries.

Passing—Minn. Duluth: Fritz, 18 of 43 for 330 yards; Northwest Mo. St.: McMenamin, 23 of 39 for 338 yards.

Receiving—Minn. Duluth: T. Battaglia, 7 catches for 159 yards; Northwest Mo. St.: Rector, 8 catches for 217 yards.

NOTTINGHAM FIELD, GREELEY, COLORADO; NOVEMBER 23

	Central Mo. St.	Northern Colo.
First Downs	10	23
Rushing Yardage	64	364
Passing Yardage	245	326
Passes (Comp.-Att.-Int.)	14-28-1	14-27-0
Punts (Number-Average)	12-37.2	7-29.1
Fumbles (Number-Lost)	0-0	0-0
Penalties (Number-Yards)	4-35	1-5

Central Mo. St.	21	0	0	7—28
Northern Colo.	7	21	14	7—49

First Quarter

Central Mo. St.—Todd Devoe 80 pass from Don Robinson (Brandon Starks kick) (80 yards in 1 play, 14:38 left)

Central Mo. St.—Devoe 7 blocked-punt return (Starks kick) (12:49 left)

Central Mo. St.—Mike Carter 76 pass from Dennis Gile (Starks kick) (76 yards in 1 play, 10:28 left)

Northern Colo.—Eric Nelson 29 pass from Mark Passard (Mike Swim kick) (75 yards in 2 plays, 9:52 left)

Second Quarter

Northern Colo.—Ron Scott 1 run (Swim kick) (46 yards in 3 plays, 4:43 left)

Northern Colo.—Nelson 54 pass from Passard (Swim kick) (54 yards in 1 play, 2:55 left)

Northern Colo.—Adam Matthews 23 run (Swim kick) (15 yards in 2 plays, 1:50 left)

Third Quarter

Northern Colo.—Brad Pyatt 21 pass from Passard (Swim kick) (60 yards in 7 plays, 12:08 left)

Northern Colo.—Matthews 51 pass from Passard (Swim kick) (66 yards in 5 plays, 7:42 left)

Fourth Quarter

Central Mo. St.—Nate Thomas 79 punt return (Starks kick) (13:54 left)

Northern Colo.—Matthews 70 run (Swim kick) (70 yards in 1 play, 13:30 left)

Individual Leaders

Rushing—Central Mo. St.: Kegan Coleman, 68 yards on 19 carries; Northern Colo.: Matthews, 253 yards on 24 carries.

Passing—Central Mo. St.: Gile, 13 of 27 for 165 yards; Northern Colo.: Passard, 14 of 26 for 326 yards.

Receiving—Central Mo. St.: Devoe, 8 catches for 150 yards; Northern Colo.: Nelson, 4 catches for 132 yards.

QUARTERFINALS

BAZEMORE-HYDER STADIUM, VALDOSTA, GEORGIA; NOVEMBER 30

	Carson-Newman	Valdosta St.
First Downs	22	23
Rushing Yardage	196	134
Passing Yardage	117	288
Passes (Comp.-Att.-Int.)	7-21-3	24-36-2
Punts (Number-Average)	2-41.5	2-35.5
Fumbles (Number-Lost)	1-0	1-1
Penalties (Number-Yards)	3-20	4-45

Carson-Newman	10	3	0	15—28
Valdosta St.	7	7	10	7—31

First Quarter

Carson-Newman—Kjell Lorentzen 30 field goal (3 yards in 4 plays, 7:32 left)

Valdosta St.—Tyrone Jordan 38 pass from Buster Faulkner (Will Rhody kick) (74 yards in 6 plays, 4:35 left)

Carson-Newman—Leonard Guyton 4 run (Lorentzen kick) (40 yards in 9 plays, 0:35 left)

Second Quarter

Valdosta St.—Andre Zellner 5 pass from Faulkner (Rhody kick) (63 yards in 11 plays, 3:52 left)

Carson-Newman—Lorentzen 40 field goal (57 yards in 6 plays, 0:00 left)

Third Quarter

Valdosta St.—Reggie Mosley 19 pass from Faulkner (Rhody kick) (80 yards in 6 plays, 9:27 left)

Valdosta St.—Rhody 46 field goal (11 yards in 8 plays, 2:58 left)

Fourth Quarter

Carson-Newman—Guyton 2 run (Guyton run) (84 yards in 12 plays, 12:59 left)

Carson-Newman—Reggie Alexis 3 run (Lorentzen kick) (53 yards in 11 plays, 6:48 left)

Valdosta St.—C.J. Lofton 9 pass from Faulkner (Rhody kick) (80 yards in 13 plays, 1:14 left)

Individual Leaders

Rushing—Carson-Newman: Randy Bell, 114 yards on 18 carries; Valdosta St.: Tyran Robinson, 104 yards on 14 carries.

Passing—Carson-Newman: Guyton, 7 of 21 for 117 yards; Valdosta St.: Faulkner, 24 of 35 for 288 yards.

Receiving—Carson-Newman: Mikkail Jenkins, 4 catches for 78 yards; Valdosta St.: Mosley, 8 catches for 96 yards.

JAVELINA STADIUM, KINGSVILLE, TEXAS; NOVEMBER 30

	UC Davis	Tex. A&M-Kingsville
First Downs	24	20
Rushing Yardage	96	287
Passing Yardage	381	150
Passes (Comp.-Att.-Int.)	25-45-1	12-23-0
Punts (Number-Average)	6-39.7	5-43.6
Fumbles (Number-Lost)	1-1	5-2
Penalties (Number-Yards)	6-37	8-68

UC Davis	7	7	3	0—20
Tex. A&M-Kingsville	0	14	6	0—27

First Quarter

UC Davis—Michael Oliva 15 pass from Ryan Flanigan (Dusty Apocotos kick) (80 yards in 11 plays, 9:21 left)

Second Quarter

Tex. A&M-Kingsville—Larry Williams 6 run (Richard Hammond kick) (74 yards in 8 plays, 8:43 left)

Tex. A&M-Kingsville—Clay Woodard 41 pass from Abel Gonzalez (Hammond kick) (66 yards in 6 plays, 3:52 left)

UC Davis—Oliva 13 pass from Flanigan (Apocotos kick) (65 yards in 6 plays, 1:42 left)

Third Quarter

Tex. A&M-Kingsville—Tracy James 75 fumble return (kick failed) (10:36 left)

UC Davis—Apocotos 43 field goal (72 yards in 12 plays, 1:50 left)

Fourth Quarter

UC Davis—Apocotos 35 field goal (75 yards in 8 plays, 0:08 left)

Overtime

Tex. A&M-Kingsville—J.R. Wood fumble recovery in end zone (Hammond kick) (25 yards in 3 plays)

Individual Leaders

Rushing—UC Davis: Matt Massari, 70 yards on 22 carries; Tex. A&M-Kingsville: Gonzalez, 137 yards on 21 carries, and Williams, 137 yards on 20 carries.

Passing—UC Davis: Flanigan, 25 of 45 for 381 yards; Tex. A&M-Kingsville: Gonzalez, 12 of 23 for 150 yards.

Receiving—UC Davis: Oliva, 11 catches for 167 yards; Tex. A&M-Kingsville: Brent Holmes, 5 catches for 60 yards.

LUBBERS STADIUM, ALLENDALE, MICHIGAN; NOVEMBER 30

	Indiana (Pa.)	Grand Valley St.
First Downs	9	33
Rushing Yardage	103	291
Passing Yardage	125	235
Passes (Comp.-Att.-Int.)	8-20-1	21-28-0
Punts (Number-Average)	6-20.7	1-13.0
Fumbles (Number-Lost)	3-3	2-2
Penalties (Number-Yards)	9-72	8-59

Indiana (Pa.)	7	0	14	0—21
Grand Valley St.	19	31	10	2—62

First Quarter

Grand Valley St.—Brent Lesniak 15 run (Dave Hendrix kick) (69 yards in 8 plays, 12:23 left)

Grand Valley St.—David Kircus 11 pass from Curt Anes (kick failed) (64 yards in 11 plays, 7:11 left)

Indiana (Pa.)—J.R. Thomas 38 pass from Brian Eyerman (Josh Telenko kick) (59 yards in 4 plays, 5:09 left)

Grand Valley St.—Reggie Spearmon 1 run (pass failed) (70 yards in 11 plays, 0:52 left)

Second Quarter

Grand Valley St.—Hendrix 25 field goal (25 yards in 5 plays, 13:46 left)

Grand Valley St.—Spearmon 16 run (Hendrix kick) (36 yards in 2 plays, 11:21 left)

Grand Valley St.—Spearmon 1 run (Hendrix kick) (50 yards in 8 plays, 6:51 left)

Grand Valley St.—Brandon Langston 4 blocked punt return (Hendrix kick) (4:18 left)

Grand Valley St.—Spearmon 1 run (Hendrix kick) (28 yards in 7 plays, 0:51 left)

Third Quarter

Indiana (Pa.)—Elice Parker 70 run (Telenko kick) (75 yards in 1 play, 14:15 left)

Grand Valley St.—Lesniak 15 run (Hendrix kick) (57 yards in 4 plays, 12:59 left)

Indiana (Pa.)—LeRon McCoy 4 pass from Eyerman (Telenko kick) (75 yards in 8 plays, 10:13 left)

Grand Valley St.—Hendrix 42 field goal (60 yards in 13 plays, 1:32 left)

Fourth Quarter

Grand Valley St.—Team safety (1:22 left)

Individual Leaders

Rushing—Indiana (Pa.): Parker, 101 yards on 11 carries; Grand Valley St.: Lesniak, 125 yards on 16 carries.

Passing—Indiana (Pa.): Eyerman, 6 of 15 for 113 yards; Grand Valley St.: Anes, 17 of 22 for 191 yards.

Receiving—Indiana (Pa.): Mike Howard, 2 catches for 39 yards; Grand Valley St.: Terrance Banks, 7 catches for 96 yards.

RICKENBRODE STADIUM, MARYVILLE, MISSOURI; NOVEMBER 30

	Northern Colo.	Northwest Mo. St.
First Downs	19	9
Rushing Yardage	89	-8
Passing Yardage	268	131
Passes (Comp.-Att.-Int.)	20-31-1	18-31-1
Punts (Number-Average)	7-28.1	7-38.3
Fumbles (Number-Lost)	2-0	5-1
Penalties (Number-Yards)	5-45	5-24

Northern Colo.	7	3	7	6—23
Northwest Mo. St.	6	0	0	6—12

First Quarter

Northern Colo.—Brad Pyatt 27 pass from Mark Passard (Mike Swim kick) (83 yards in 9 plays, 11:18 left)

Northwest Mo. St.—Chris Burke 5 pass from John McMenamin (kick failed) (36 yards in 8 plays, 3:21 left)

Second Quarter

Northern Colo.—Swim 20 field goal (85 yards in 14 plays, 2:14 left)

Third Quarter

Northern Colo.—Pyatt 40 pass from Passard (Swim kick) (77 yards in 4 plays, 10:28 left)

Fourth Quarter

Northern Colo.—Adam Matthews 5 run (kick failed) (33 yards in 7 plays, 0:28 left)

Northwest Mo. St.—Mark Stewart 10 pass from McMenamin (39 yards in 3 plays, 0:00 left)

Individual Leaders

Rushing—Northern Colo.: Matthews, 66 yards on 22 carries; Northwest Mo. St.: Andre Rector, 12 yards on 1 carry.

Passing—Northern Colo.: Passard, 20 of 31 for 268 yards; Northwest Mo. St.: McMenamin, 18 of 31 for 131 yards.
Receiving—Northern Colo.: Pyatt, 7 catches for 126 yards; Northwest Mo. St.: Jamaica Rector, 5 catches for 40 yards.

SEMIFINALS

BAZEMORE-HYDER STADIUM, VALDOSTA, GEORGIA; DECEMBER 7

	Tex. A&M-Kingsville	Valdosta St.
First Downs	11	10
Rushing Yardage	15	16
Passing Yardage	177	195
Passes (Comp.-Att.-Int.)	20-35-2	14-33-1
Punts (Number-Average)	11-37.5	11-36.1
Fumbles (Number-Lost)	5-3	3-2
Penalties (Number-Yards)	5-25	5-54

Tex. A&M-Kingsville	3	3	0	6—12
Valdosta St.	7	7	0	7—21

First Quarter
Tex. A&M-Kingsville—Richard Hammond 31 field goal (8 yards in 4 plays, 6:00 left)
Valdosta St.—Reggie Mosley 77 pass from Buster Faulkner (Will Rhody kick) (91 yards in 4 plays, 0:00 left)
Second Quarter
Valdosta St.—Marquis Turner 5 blocked punt return (Rhody kick) (10:43 left)
Tex. A&M-Kingsville—Hammond 40 field goal (7 yards in 4 plays, 3:16 left)
Fourth Quarter
Valdosta St.—Tyrone Jordan 10 pass from Faulkner (Rhody kick) (8 yards in 2 plays, 13:12 left)
Tex. A&M-Kingsville—Jonathan Combs 1 run (kick blocked) (71 yards in 12 plays, 1:29 left)
Individual Leaders
Rushing—Tex. A&M-Kingsville: Larry Williams, 45 yards on 17 carries; Valdosta St.: Aaron Jenkins, 34 yards on 13 carries.
Passing—Tex. A&M-Kingsville: Abel Gonzalez, 12 of 18 for 92 yards; Valdosta St.: Faulkner, 14 of 33 for 195 yards.
Receiving—Tex. A&M-Kingsville: Brent Holmes, 7 catches for 71 yards; Valdosta St.: C.J. Lofton, 5 catches for 43 yards.

LUBBERS STADIUM, ALLENDALE, MICHIGAN, DECEMBER 7

	Northern Colo.	Grand Valley St.
First Downs	15	27
Rushing Yardage	-5	191
Passing Yardage	243	243
Passes (Comp.-Att.-Int.)	20-32-3	20-28-0
Punts (Number-Average)	6-42.8	3-28.7
Fumbles (Number-Lost)	0-0	3-1
Penalties (Number-Yards)	8-90	3-35

Northern Colo.	0	0	7	0— 7
Grand Valley St.	7	17	13	7—44

First Quarter
Grand Valley St.—Reggie Spearmon 3 run (Dave Hendrix kick) (65 yards in 11 plays, 10:45 left)
Second Quarter
Grand Valley St.—David Kircus 16 pass from Curt Anes (Hendrix kick) (89 yards in 13 plays, 13:32 left)
Grand Valley St.—Kircus 24 pass from Anes (Hendrix kick) (63 yards in 7 plays, 8:18 left)
Grand Valley St.—Hendrix 24 field goal (31 yards in 8 plays, 2:26 left)
Third Quarter
Northern Colo.—Jared Jackson 22 pass from Mark Passard (Mike Swim kick) (65 yards in 4 plays, 13:37 left)
Grand Valley St.—Spearmon 13 run (Hendrix kick) (67 yards in 5 plays, 11:50 left)
Grand Valley St.—Kircus 21 pass from Anes (kick failed) (35 yards in 5 plays, 2:58 left)
Fourth Quarter
Grand Valley St.—Kircus 5 pass from Anes (Hendrix kick) (60 yards in 10 plays, 3:42 left)
Individual Leaders
Rushing—Northern Colo.: Adam Matthews, 50 yards on 13 carries; Grand Valley St.: Spearmon, 143 yards on 32 carries.
Passing—Northern Colo.: Passard, 20 of 32 for 243 yards; Grand Valley St.: Anes, 20 of 28 for 243 yards.
Receiving—Northern Colo.: Brad Pyatt, 6 catches for 60 yards; Grand Valley St.: Terrance Banks, 11 catches for 116 yards.

CHAMPIONSHIP

BRALY MUNICIPAL STADIUM, FLORENCE, ALABAMA; DECEMBER 14

	Valdosta St.	Grand Valley St.
First Downs	14	17
Rushing Yardage	65	65
Passing Yardage	181	361
Passes (Comp.-Att.-Int.)	27-42-3	23-36-1
Punts (Number-Average)	7-35.3	4-41.8
Fumbles (Number-Lost)	3-0	2-2
Penalties (Number-Yards)	1-10	6-39

Valdosta St.	3	3	7	11—24
Grand Valley St.	14	3	7	7—31

First Quarter
Valdosta St.—Will Rhody 26 field goal (89 yards in 8 plays, 6:23 left)
Grand Valley St.—Reggie Spearmon 9 run (Dave Hendrix kick) (58 yards in 2 plays, 5:37 left)
Grand Valley St.—David Kircus 54 pass from Curt Anes (Hendrix kick) (54 yards in 3 plays, 1:06 left)
Second Quarter
Grand Valley St.—Hendrix 38 field goal (23 yards in 5 plays, 12:54 left)
Valdosta St.—Rhody 27 field goal (2 yards in 4 plays, 0:34 left)
Third Quarter
Grand Valley St.—Kircus 67 pass from Anes (Hendrix kick) (69 yards in 4 plays, 12:28 left)
Valdosta St.—Aaron Jenkins 7 run (Rhody kick) (56 yards in 14 plays, 3:51 left)
Fourth Quarter
Valdosta St.—Rhody 43 field goal (38 yards in 10 plays, 3:30 left)
Valdosta St.—Tim Thompson fumble recovery in end zone (C.J. Lofton pass from Buster Faulkner) (3:09 left)
Grand Valley St.—Kircus 10 pass from Anes (Hendrix kick) (68 yards in 7 plays, 1:04 left)
Individual Leaders
Rushing—Valdosta St.: Jenkins, 99 yards on 20 carries; Grand Valley St.: Brent Lesniak, 56 yards on 8 carries.
Passing—Valdosta St.: Faulkner, 26 of 41 for 139 yards; Grand Valley St.: Anes, 23 of 36 for 361 yards.
Receiving—Valdosta St.: Reggie Mosley, 9 catches for 47 yards; Grand Valley St.: Kircus, 11 catches for 270 yards.

History

Team Results

Year	Champion (Record)	Coach	Score	Runner-Up	Site	Championship Game Attendance	Championship Total Attendance
1973	Louisiana Tech (12-1)	Maxie Lambright	34- 0	Western Ky.	Sacramento, Calif.	—	63,318
1974	Central Mich. (12-1)	Roy Kramer	54-14	Delaware	Sacramento, Calif.	—	70,238
1975	Northern Mich. (13-1)	Gil Krueger	16-14	Western Ky.	Sacramento, Calif.	—	58,906
1976	Montana St. (12-1)	Sonny Holland	24-13	Akron	Wichita Falls, Tex.	13,200	52,433
1977	Lehigh (12-2)	John Whitehead	33- 0	Jacksonville St.	Wichita Falls, Tex.	14,114	50,126
1978	Eastern Ill. (12-2)	Darrell Mudra	10- 9	Delaware	Longview, Tex.	5,500	49,076
1979	Delaware (13-1)	Harold Raymond	38-21	Youngstown St.	Albuquerque, N.M.	4,000	51,504
1980	Cal Poly (10-3)	Joe Harper	21-13	Eastern Ill.	Albuquerque, N.M.	—	30,499
1981	Southwest Tex. St. (13-1)	Jim Wacker	42-13	North Dakota St.	McAllen, Tex.	9,415	48,502
1982	Southwest Tex. St. (14-0)	Jim Wacker	34- 9	UC Davis	McAllen, Tex.	8,000	55,898
1983	North Dakota St. (12-1)	Don Morton	41-21	Central St.	McAllen, Tex.	5,275	38,585
1984	Troy St. (9-1)	Chan Gailey	18-17	North Dakota St.	McAllen, Tex.	4,500	46,029
1985	North Dakota St. (11-2-1)	Earle Solomonson	35- 7	North Ala.	McAllen, Tex.	6,000	34,765
1986	North Dakota St. (13-0)	Earle Solomonson	27- 7	South Dakota	Florence, Ala.	11,506	50,366
1987	Troy St. (12-1-1)	Rick Rhoades	31-17	Portland St.	Florence, Ala.	10,600	78,370
1988	North Dakota St. (14-0)	Rocky Hager	35-21	Portland St.	Florence, Ala.	6,763	121,985
1989	Mississippi Col.*	John Williams	3- 0	Jacksonville St.	Florence, Ala.	9,750	80,859
1990	North Dakota St. (14-0)	Rocky Hager	51-11	Indiana (Pa.)	Florence, Ala.	10,080	65,592
1991	Pittsburg St. (13-1-1)	Chuck Broyles	23- 6	Jacksonville St.	Florence, Ala.	11,500	85,712
1992	Jacksonville St. (12-1)	Bill Burgess	17-13	Pittsburg St.	Florence, Ala.	11,733	76,333
1993	North Ala. (14-0)	Bobby Wallace	41-34	Indiana (Pa.)	Florence, Ala.	15,631	61,261
1994	North Ala. (13-1)	Bobby Wallace	16-10	Tex. A&M-Kingsville	Florence, Ala.	13,526	104,441
1995	North Ala. (14-0)	Bobby Wallace	27- 7	Pittsburg St.	Florence, Ala.	15,241	72,959
1996	Northern Colo. (12-3)	Joe Glenn	23-14	Carson-Newman	Florence, Ala.	5,745	43,482
1997	Northern Colo. (13-2)	Joe Glenn	51- 0	New Haven	Florence, Ala.	3,352	50,669

Year	Champion (Record)	Coach	Score	Runner-Up	Site	Championship Game Attendance†	Championship Total Attendance†
1998	Northwest Mo. St. (15-0)	Mel Tjeerdsma	24- 6	Carson-Newman	Florence, Ala.	6,149	56,945
1999	Northwest Mo. St. (14-1)	Mel Tjeerdsma	58-52 (4 ot)	Carson-Newman	Florence, Ala.	8,451	58,348
2000	Delta St. (14-1)	Steve Campbell	63-34	Bloomsburg	Florence, Ala.	7,123	44,003
2001	North Dakota (14-1)	Dale Lennon	17-14	Grand Valley St.	Florence, Ala.	6,113	71,766
2002	Grand Valley St. (14-0)	Brian Kelly	31-24	Valdosta St.	Florence, Ala.	9,783	53,392

**Tournament participation vacated by the NCAA Committee on Infractions.*
†Paid Attendance.

FOOTBALL

Regional Championship Results

Before 1973, there was no National Collegiate Division II Football Championship. Instead, four regional bowl games were played to provide postseason action for what then were called NCAA College Division member schools. Following are the results of those bowl games.

EAST (TANGERINE BOWL)

Year	Champion	Coach	Score	Runner-Up	Site	Attendance
1964	East Caro.	Clarence Stasavich	14-13	Massachusetts	Orlando, Fla.	—
1965	East Caro.	Clarence Stasavich	31- 0	Maine	Orlando, Fla.	—
1966	Morgan St.	Earl Banks	14- 6	West Chester	Orlando, Fla.	—
1967	Tenn.-Martin	Robert Carroll	25- 8	West Chester	Orlando, Fla.	—

EAST (BOARDWALK BOWL)

1968	Delaware	Harold Raymond	31-24	Indiana (Pa.)	Atlantic City, N.J.	—
1969	Delaware	Harold Raymond	31-13	N.C. Central	Atlantic City, N.J.	—
1970	Delaware	Harold Raymond	38-23	Morgan St.	Atlantic City, N.J.	—
1971	Delaware	Harold Raymond	72-22	C.W. Post	Atlantic City, N.J.	—
1972	Massachusetts	Dick MacPherson	35-14	UC Davis	Atlantic City, N.J.	—

MIDEAST (GRANTLAND RICE BOWL)

1964	Middle Tenn.	Charles Murphy	20- 0	Muskingum	Murfreesboro, Tenn.	—
1965	Ball St. Tennessee St.	Ray Louthen John Merritt	14-14	—	Murfreesboro, Tenn.	—
1966	Tennessee St.	John Merritt	34- 7	Muskingum	Murfreesboro, Tenn.	—
1967	Eastern Ky.	Roy Kidd	27-13	Ball St.	Murfreesboro, Tenn.	—
1968	Louisiana Tech	Maxie Lambright	33-13	Akron	Murfreesboro, Tenn.	—
1969	East Tenn. St.	John Bell	34-14	Louisiana Tech	Baton Rouge, La.	—
1970	Tennessee St.	John Merritt	26-25	La.-Lafayette	Baton Rouge, La.	—
1971	Tennessee St.	John Merritt	26-23	McNeese St.	Baton Rouge, La.	—
1972	Louisiana Tech	Maxie Lambright	35- 0	Tennessee Tech	Baton Rouge, La.	—

MIDWEST (PECAN BOWL)

1964	Northern Iowa	Stan Sheriff	19-17	Lamar	Abilene, Tex.	—
1965	North Dakota St.	Darrell Mudra	20- 7	Grambling	Abilene, Tex.	—
1966	North Dakota	Marv Helling	42-24	Parsons	Abilene, Tex.	—
1967	Texas-Arlington	Burley Bearden	13- 0	North Dakota St.	Abilene, Tex.	—
1968	North Dakota St.	Ron Erhardt	23-14	Arkansas St.	Arlington, Tex.	—
1969	Arkansas St.	Bennie Ellender	29-21	Drake	Arlington, Tex.	—
1970	Arkansas St.	Bennie Ellender	38-21	Central Mo. St.	Arlington, Tex.	—

MIDWEST (PIONEER BOWL)

1971	Louisiana Tech	Maxie Lambright	14- 3	Eastern Mich.	Wichita Falls, Tex.	—
1972	Tennessee St.	John Merritt	29- 7	Drake	Wichita Falls, Tex.	—

WEST (CAMELLIA BOWL)

1964	Montana St.	Jim Sweeney	28- 7	Sacramento St.	Sacramento, Calif.	—
1965	Cal St. Los Angeles	Homer Beatty	18-10	UC Santa Barb.	Sacramento, Calif.	—
1966	San Diego St.	Don Coryell	28- 7	Montana St.	Sacramento, Calif.	—
1967	San Diego St.	Don Coryell	27- 6	San Fran. St.	Sacramento, Calif.	—
1968	Humboldt St.	Frank VanDeren	29-14	Fresno St.	Sacramento, Calif.	—
1969	North Dakota St.	Ron Erhardt	30- 3	Montana	Sacramento, Calif.	—
1970	North Dakota St.	Ron Erhardt	31-16	Montana	Sacramento, Calif.	—
1971	Boise St.	Tony Knap	32-28	Cal St. Chico	Sacramento, Calif.	—
1972	North Dakota	Jerry Olson	38-21	Cal Poly	Sacramento, Calif.	—

Individual Records

GAME

NET YARDS RUSHING
379—Ronald Moore, Pittsburg St. (41) vs. Portland St. (38), 12-5-92.

RUSHES ATTEMPTED
51—Terry Morrow, Central St. (31) vs. Towson (0), 11-28-86.

TOUCHDOWNS BY RUSHING
5—Ronald Moore, Pittsburg St. (38) vs. North Dakota St. (37) (ot), 11-28-92; Ronald Moore, Pittsburg St. (41) vs. Portland St. (38), 12-5-92.

NET YARDS PASSING
497—Dusty Bonner, Valdosta St. (40) vs. Fort Valley St. (24), 11-17-2001.

PASSES ATTEMPTED
64—Kevin Daft, UC Davis (25) vs. New Haven (27), 12-6-97.

PASSES COMPLETED
43—Kevin Daft, UC Davis (25) vs. New Haven (27), 12-6-97.

PASSES HAD INTERCEPTED
6—Dennis Tomek, Western Ky. (28) vs. Grambling (20), 12-8-73.

TOUCHDOWN PASSES
6—Darren Del'Andrae, Portland St. (56) vs. West Chester (50) (3 ot), 11-18-89; J.T. O'Sullivan, UC Davis (62) vs. Mesa St. (18), 11-25-2000; Kelby Klosterman, North Dakota (42) vs. Winona St. (28), 11-17-2001; Curt Anes, Grand Valley St. (62) vs. C.W. Post (13), 11-23-2002.

COMPLETION PERCENTAGE (Min. 10 Attempts)
.909—Kevin Feeney, North Dakota St. (41) vs. North Dakota (10), 11-18-95 (10 of 11).

NET YARDS RUSHING AND PASSING
505—Kevin Daft, UC Davis (25) vs. New Haven (27), 12-6-97 (23 rushing, 482 passing).

RUSHING AND PASSING PLAYS
69—Kevin Daft, UC Davis (25) vs. New Haven (27), 12-6-97 (5 rushing, 64 passing).

PUNTING AVERAGE (Min. 3 Punts)
53.7—Chris Humes, UC Davis (23) vs. Angelo St. (28), 11-18-89 (7 for 376).

PUNTS
11—Charlie Johnson, Western Ky. (28) vs. Grambling (20), 12-8-73; Billy Becher, Northeastern St. (19) vs. UC Davis (14), 11-27-99; Jason Brown, Central Mo. St. (28) vs. Northern Colo. (49), 11-23-2002; Kenn Barnett, Valdosta St. (21) vs. Tex. A&M-Kingsville (12), 12-7-2002.

RECEPTIONS
14—Don Hutt, Boise St. (34) vs. Louisiana Tech (38), 12-8-73.

NET YARDS RECEIVING
270—David Kircus, Grand Valley St. (31) vs. Valdosta St. (24), 12-14-2002.

TOUCHDOWN RECEPTIONS
4—Steve Kreider, Lehigh (30) vs. Massachusetts (23), 11-26-77; Scott Asman, West Chester (50) vs. Portland St. (56) (3 ot), 11-18-89; Brian Penecale, West Chester (40) vs. Ferris St. (43), 11-19-94; Jesse Smith, North Dakota (42) vs. Winona St. (28), 11-17-2001; David Kircus, Grand Valley St. (62) vs. C.W. Post (13), 11-23-2002; David Kircus, Grand Valley St. (44) vs. Northern Colo. (7), 12-7-2002.

INTERCEPTIONS
4—Vince Buck, Central St. (31) vs. Towson (0), 11-28-86.

YARDS GAINED ON INTERCEPTION RETURNS
113—Darren Ryals, Millersville (27) vs. Indiana (Pa.) (24), 2 returns for 53- and 60-yard TDs, 11-19-88.

YARDS GAINED ON PUNT RETURNS
138—Rick Caswell, Western Ky. (14) vs. New Hampshire (3), 12-6-75.

YARDS GAINED ON KICKOFF RETURNS
215—Sean Smith, Bloomsburg (29) vs. Clarion (42), 11-23-96.

POINTS
32—Ronald Moore, Pittsburg St. (38) vs. North Dakota St. (37) (ot), 11-28-92; Ronald Moore, Pittsburg St. (41) vs. Portland St. (38), 12-5-92.

TOUCHDOWNS
5—Ronald Moore, Pittsburg St. (38) vs. North Dakota St. (37) (ot), 11-28-92; Ronald Moore, Pittsburg St. (41) vs. Portland St. (38), 12-5-92; Dexter Deese, Tex. A&M-Kingsville (43) vs. Western St. (7), 11-19-94.

EXTRA POINTS
9—Ashley Kay, Jacksonville St. (63) vs. West Chester (24), 11-19-88.

FIELD GOALS
4—Mario Ferretti, Northern Mich. (55) vs. Elizabeth City St. (6), 11-28-81; Ken Kubisz, North Dakota St. (26) vs. UC Davis (17), 12-3-83; Henrik Juul-Nielsen, Neb.-Kearney (40) vs. Tex. A&M-Kingsville (58), 11-23-2002.

TOURNAMENT

NET YARDS RUSHING
721—Ronald Moore, Pittsburg St., 1992 (108 vs. North Dakota, 151 vs. North Dakota St., 379 vs. Portland St., 83 vs. Jacksonville St.).

RUSHES ATTEMPTED
117—Ronald Moore, Pittsburg St., 1992 (29 vs. North Dakota, 31 vs. North Dakota St., 37 vs. Portland St., 20 vs. Jacksonville St.).

NET YARDS PASSING
1,236—Eric Miller, Bloomsburg, 2000 (316 vs. Saginaw Valley, 274 vs. Northwood, 385 vs. UC Davis, 261 vs. Delta St.)

PASSES ATTEMPTED
153—Travis Miles, Northwest Mo. St., 1999 (42 vs. North Dakota, 36 vs. Northern Colo., 30 vs. Indiana [Pa.], 45 vs. Carson-Newman).

PASSES COMPLETED
94—Chris Crawford, Portland St., 1988 (20 vs. Bowie St., 27 vs. Jacksonville St., 25 vs. Tex. A&M-Kingsville, 22 vs. North Dakota St.).

PASSES HAD INTERCEPTED
9—Dennis Tomek, Western Ky., 1973 (0 vs. Lehigh, 6 vs. Grambling, 3 vs. Louisiana Tech).

TOUCHDOWN PASSES
17—Eric Miller, Bloomsburg, 2000 (5 vs. Saginaw Valley, 4 vs. Northwood, 5 vs. UC Davis, 3 vs. Delta St.).

COMPLETION PERCENTAGE (Min. 2 Games)
.824—Mike Turk, Troy St., 1984, 14 of 17 (4-5 vs. Central St., 5-5 vs. Towson, 5-7 vs. North Dakota St.).

RECEPTIONS
34—Terrance Banks, Grand Valley St., 2002 (7 vs. C.W. Post, 7 vs. Indiana [Pa.], 11 vs. Northern Colo., 9 vs. Valdosta St.).

NET YARDS RECEIVING
544—David Kircus, Grand Valley St., 2002 (161 vs. C.W. Post, 23 vs. Indiana [Pa.], 90 vs. Northern Colo., 270 vs. Valdosta St.).

TOUCHDOWN RECEPTIONS
12—David Kircus, Grand Valley St., 2002 (4 vs. C.W. Post, 1 vs. Indiana [Pa.], 4 vs. Northern Colo., 3 vs. Valdosta St.).

POINTS
88—Ronald Moore, Pittsburg St., 1992 (18 vs. North Dakota, 32 vs. North Dakota St., 32 vs. Portland St., 6 vs. Jacksonville St.).

TOUCHDOWNS
14—Ronald Moore, Pittsburg St., 1992 (3 vs. North Dakota, 5 vs. North Dakota St., 5 vs. Portland St., 1 vs. Jacksonville St.).

LONGEST PLAYS

RUSH
98—Wesley Whiten, Tex. A&M-Kingsville (59) vs. Fort Hays St. (28), 11-18-95, TD.

PASS (Including Run)
99—Ken Suhl to Tony Willis, New Haven (35) vs. Ferris St. (13), 11-28-92, TD.

FIELD GOAL
59—Cameron Peterka, North Dakota (38) vs. Pittsburg St. (0), 11-24-2001.

PUNT
76—Chris Humes, UC Davis (23) vs. Angelo St. (28), 11-18-89.

PUNT RETURN
87—Rick Caswell, Western Ky. (14) vs. New Hampshire (3), 12-6-75, TD.

KICKOFF RETURN
100—Ken Bowles, UNLV (6) vs. Akron (26), 11-26-76, TD; Garth Mins, Neb.-Kearney (40) vs. Tex. A&M-Kingsville (58), 11-23-2002, TD.

INTERCEPTION RETURN
100—Charles Harris, Jacksonville St. (34) vs. Truman (21), 11-27-82, TD.

FUMBLE RETURN
77—Jeffrey Rodgers, Tex. A&M-Kingsville (30) vs. Portland St. (35), 11-28-92, TD.

Team Records

GAME

FIRST DOWNS
36—Delta St. (63) vs. Bloomsburg (34), 12-9-2000.

FIRST DOWNS BY RUSHING
29—Delta St. (63) vs. Bloomsburg (34), 12-9-2000.

FIRST DOWNS BY PASSING
25—UC Davis (25) vs. New Haven (27), 12-6-97.

NET YARDS RUSHING
566—Jacksonville St. (63) vs. West Chester (24), 11-19-88.

RUSHES ATTEMPTED
84—Southwest Tex. St. (34) vs. UC Davis (9), 12-11-82.

LONGEST RUSH
99—Northwood (14) vs. Bloomsburg (38), 11-25-2000 (29-yard run by Jason Martin and 70 yards after lateral by Chad Coons).

NET YARDS PASSING
497—Valdosta St. (40) vs. Fort Valley St. (24), 11-17-2001.

PASSES ATTEMPTED
64—UC Davis (25) vs. New Haven (27), 12-6-97.

PASSES COMPLETED
43—UC Davis (25) vs. New Haven (27), 12-6-97.

PASSES HAD INTERCEPTED
7—Towson (0) vs. Central St. (31), 11-28-86.

COMPLETION PERCENTAGE (Min. 10 Attempts)
.909—North Dakota St. (41) vs. North Dakota (10), 11-18-95 (10 of 11).

NET YARDS RUSHING AND PASSING
697—UC Davis (62) vs. Mesa St. (18), 11-25-2000 (261 rushing, 436 passing).

RUSHING AND PASSING PLAYS
99—Carson-Newman (52) vs. Northwest Mo. St. (58) (4 ot), 12-11-99 (77 rushing, 22 passing).

PUNTING AVERAGE (Min. 3 Punts)
53.7—UC Davis (23) vs. Angelo St. (28), 11-18-89 (7 for 376).

PUNTS
12—Delaware (8) vs. Grambling (17), 12-1-73; Western Ky. (0) vs. Louisiana Tech (34), 12-15-73; Central Mo. St. (28) vs. Northern Colo. (49), 11-23-2002.

PUNTS BLOCKED
2—Truman (21) vs. Jacksonville St. (34), 11-27-82.

YARDS GAINED ON PUNT RETURNS
140—Southwest Tex. St. (62) vs. Northern Mich. (0), 12-5-81.

YARDS GAINED ON KICKOFF RETURNS
215—Bloomsburg (29) vs. Clarion (42), 11-23-96.

YARDS GAINED ON INTERCEPTION RETURNS
131—Millersville (27) vs. Indiana (Pa.) (24), 11-19-88.

YARDS PENALIZED
185—Tex. A&M-Kingsville (30) vs. Portland St. (3), 11-25-95.

PENALTIES
18—Portland St. (16) vs. Tex. A&M-Kingsville (21), 11-26-94.

FUMBLES
10—Winston-Salem (0) vs. Delaware (41), 12-2-78.

FUMBLES LOST
7—Louisiana Tech (10) vs. Western Caro. (7), 11-30-74.

POINTS
*63—Jacksonville St. vs. West Chester (24), 11-19-88; Delta St. vs. Bloomsburg (34), 12-9-00.
**Mississippi Col. defeated Wofford, 70-19, on 11-17-90, but its participation in the championship was vacated.*

TOURNAMENT

FIRST DOWNS
110—Bloomsburg, 2000 (27 vs. Saginaw Valley, 28 vs. Northwood, 34 vs. UC Davis, 21 vs. Delta St.).

NET YARDS RUSHING
1,660—North Dakota St., 1988 (474 vs. Augustana [S.D.], 434 vs. Millersville, 413 vs. Sacramento St., 339 vs. Portland St.).

NET YARDS PASSING
1,236—Bloomsburg, 2000 (316 vs. Saginaw Valley, 274 vs. Northwood, 385 vs. UC Davis, 261 vs. Delta St.).

NET YARDS RUSHING AND PASSING
2,114—Bloomsburg, 2000 (573 vs. Saginaw Valley, 487 vs. Northwood, 660 vs. UC Davis, 394 vs. Delta St.).

PASSES ATTEMPTED
156—Northwest Mo. St., 1999 (43 vs. North Dakota, 37 vs. Northern Colo., 31 vs. Indiana [Pa.], 45 vs. Carson-Newman).

PASSES COMPLETED
94—Portland St., 1988 (20 vs. Bowie St., 27 vs. Jacksonville St., 25 vs. Tex. A&M-Kingsville, 22 vs. North Dakota St.).

PASSES HAD INTERCEPTED
10—Western Ky., 1973 (0 vs. Lehigh, 6 vs. Grambling, 4 vs. Louisiana Tech).

NUMBER OF PUNTS
29—Western Ky., 1973 (6 vs. Lehigh, 11 vs. Grambling, 12 vs. Louisiana Tech).

YARDS PENALIZED
362—Carson-Newman, 1999 (102 vs. Arkansas Tech, 79 vs. Catawba, 94 vs. Northeastern St., 87 vs. Northwest Mo. St.).

FUMBLES
16—Delaware, 1978 (8 vs. Jacksonville St., 2 vs. Winston-Salem, 6 vs. Eastern Ill.).

FUMBLES LOST
12—Delaware, 1978 (6 vs. Jacksonville St., 2 vs. Winston-Salem, 4 vs. Eastern Ill.).

POINTS
199—Grand Valley St., 2002 (62 vs. C.W. Post, 62 vs. Indiana [Pa.], 44 vs. Northern Colo., 31 vs. Valdosta St.).

Championship Game Records

INDIVIDUAL

NET YARDS RUSHING
195—Billy Holmes, Northern Colo. (51) vs. New Haven (0), 1997 (30 rushes).

TOUCHDOWNS BY RUSHING
4—Dick Dunham, Central Mich. (56) vs. Delaware (14), 1974.

PASSES ATTEMPTED
45—Travis Miles, Northwest Mo. St. (58) vs. Carson-Newman (52) (4 ot), 1999 (24 completions).

PASSES COMPLETED
26—Buster Faulkner, Valdosta St. (24) vs. Grand Valley St. (31), 2002 (41 attempts).

TOUCHDOWN PASSES
5—Travis Miles, Northwest Mo. St. (58) vs. Carson-Newman (52) (4 ot), 1999.

RECEPTIONS
11—Pete Ravettine, Delaware (9) vs. Eastern Ill. (10), 1978 (156 yards); David Kircus, Grand Valley St. (31) vs. Valdosta St. (24), 2002 (270 yards).

NET YARDS RECEIVING
270—David Kircus, Grand Valley St. (31) vs. Valdosta St. (24), 2002.

TOUCHDOWN RECEPTIONS
3—J.R. Hill, Northwest Mo. St. (58) vs. Carson-Newman (52) (4 ot), 1999; David Kircus, Grand Valley St. (31) vs. Valdosta St. (24), 2002.

POINTS
24—Dick Dunham, Central Mich. (56) vs. Delaware (14), 1974.

TOUCHDOWNS
4—Dick Dunham, Central Mich. (56) vs. Delaware (14), 1974.

LONGEST PLAYS

RUSH
90—Kenyatta Jones, North Ala. (16) vs. Tex. A&M-Kingsville (10), 1994, TD.

PASS (INCLUDING RUN)
75—Chris Simdorn to T.R. McDonald, North Dakota St. (51) vs. Indiana (Pa.) (11), 1990, TD.

FIELD GOAL
50—Ted Clem, Troy St. (18) vs. North Dakota St. (17), 1984.

PUNT RETURN
86—Ques Rumph, Carson-Newman (52) vs. Northwest Mo. St. (58) (4 ot), 1999, TD.

KICKOFF RETURN
99—Ronald Moore, Pittsburg St. (13) vs. Jacksonville St. (17), 1992, TD.

INTERCEPTION RETURN
61—Vince Hyland, Delaware (38) vs. Youngstown St. (21), 1979, TD.

TEAM

FIRST DOWNS
36—Delta St. (63) vs. Bloomsburg (34), 2000 (29 rushing, 6 passing, 1 by penalty).

NET YARDS RUSHING
524—Delta St. (63) vs. Bloomsburg (34), 2000 (69 rushes).

NET YARDS PASSING
361—Grand Valley St. (31) vs. Valdosta St. (24), 2002 (23 of 36).

PASSES ATTEMPTED
45—Northwest Mo. St. (58) vs. Carson-Newman (52) (4 ot), 1999 (24 completions).

PASSES COMPLETED
27—Valdosta St. (24) vs. Grand Valley St. (31), 2002 (42 attempts).

PASSES HAD INTERCEPTED
4—Western Ky. (0) vs. La. Tech (34), 1973; Delaware (14) vs. Central Mich. (56), 1974.

YARDS PENALIZED
140—Eastern Ill. (13) vs. Cal Poly (21), 1980 (11 penalties).

FUMBLES LOST
4—Jacksonville St. (0) vs. Lehigh (33), 1977; Delaware (9) vs. Eastern Ill. (10), 1978 (6 fumbles); North Dakota St. (13) vs. Southwest Tex. St. (42), 1981 (5 fumbles); UC Davis (9) vs. Southwest Tex. St. (34), 1982 (4 fumbles).

POINTS
63—Delta St. vs. Bloomsburg (34), 2000.

POINTS, BOTH TEAMS
110—Northwest Mo. St. (58) and Carson-Newman (52) (4 ot), 1999.

Championship Game Records researched and submitted by Jeff Hodges, SID, University of North Alabama.

Won-Lost Records in Tournament Play

Team (Years Participated)	Yrs.	Won	Lost	Pct.	1st	2nd
Akron (1976)	1	2	1	.667	0	1
Alabama A&M (1979-89)	2	1	2	.333	0	0
Albany St. (Ga.) (1993-94-95-96-97)	5	1	5	.167	0	0
Alcorn St. (1974)	1	0	1	.000	0	0
Angelo St. (1987-89-94-97)	4	3	4	.429	0	0
Arkansas Tech (1999)	1	0	1	.000	0	0
Ashland (1986-97)	2	0	2	.000	0	0
Augustana (S.D.) (1988-89)	2	0	2	.000	0	0
Bethune-Cookman (1977)	1	0	1	.000	0	0
Bloomsburg (1985-96-2000-01)	4	4	4	.500	0	1
Boise St. (1973-74-75)	3	1	3	.250	0	0
Bowie St. (1988)	1	0	1	.000	0	0

Team (Years Participated)	Yrs.	Won	Lost	Pct.	1st	2nd
Butler (1983-88-91)	3	0	3	.000	0	0
C.W. Post (2002)	1	0	1	.000	0	0
UC Davis (1977-78-82-83-84-85-86-88-89-92-93-96-97-98-99-2000-01-02)	18	15	18	.455	0	1
Cal Poly (1978-80-90)	3	4	2	.667	1	0
Cal St. Northridge (1990)	1	0	1	.000	0	0
Carson-Newman (1993-94-95-96-97-98-99-2002)	8	13	8	.619	0	3
Catawba (1999-2000-01-02)	4	4	4	.500	0	0
UCF (1987)	1	1	1	.500	0	0
Central Ark. (2001)	1	0	1	.000	0	0
Central Mich. (1974)	1	3	0	1.000	1	0
Central Mo. St. (2002)	1	0	1	.000	0	0
Central Okla. (1996-98-99)	3	2	3	.400	0	0
Central St. (1983-84-85-86)	4	3	4	.429	0	1
Central Wash. (2002)	1	0	1	.000	0	0
Chadron St. (1996-98-2000-01)	4	0	4	.000	0	0
Clarion (1996)	1	2	1	.667	0	0
Delaware (1973-74-76-78-79)	5	7	4	.636	1	2
Delta St. (1998-2000)	2	4	1	.800	1	0
East Stroudsburg (1991)	1	0	1	.000	0	0
Eastern Ill. (1978-80)	2	5	1	.833	1	1
Eastern Ky. (1976)	1	0	1	.000	0	0
Edinboro (1989-90-92-93-95)	5	1	5	.167	0	0
Elizabeth City St. (1981)	1	0	1	.000	0	0
Fayetteville St. (2002)	1	0	1	.000	0	0
Ferris St. (1992-93-94-95-96)	5	5	5	.500	0	0
Fort Hays St. (1993-95)	2	0	2	.000	0	0
Fort Valley St. (1982-85-98-99-2001)	5	1	5	.167	0	0
Glenville St. (1997)	1	0	1	.000	0	0
Grambling (1973)	1	1	1	.500	0	0
Grand Valley St. (1989-90-91-94-98-2001-02)	7	7	6	.538	1	1
Hampton (1985-92-93)	3	1	3	.250	0	0
Indiana (Pa.) (1987-88-89-90-91-93-94-96-98-99-2000-01-02)	13	15	13	.536	0	2
Jacksonville St. (1977-78-80-81-82-88-89-90-91-92)	10	15	9	.625	1	3
Lehigh (1973-75-77)	3	3	2	.600	1	0
Louisiana Tech (1973-74)	2	4	1	.800	1	0
Massachusetts (1977)	1	0	1	.000	0	0
Mesa St. (2000)	1	1	1	.500	0	0
Millersville (1988-95-99)	3	2	3	.400	0	0
Minn. Duluth (2002)	1	0	1	.000	0	0
Minn. St. Mankato (1987-91-93)	3	2	3	.400	0	0
Mississippi Col.# (1979-88-91)	3	2	3	.400	0	0
Mo. Southern St. (1993)	1	0	1	.000	0	0
Montana St. (1976)	1	3	0	1.000	1	0
Morgan St. (1979)	1	0	1	.000	0	0
Neb.-Kearney (2002)	1	0	1	.000	0	0
Neb.-Omaha (1978-84-96-98-2000-01)	6	2	6	.250	0	0
UNLV (1974-76)	2	1	2	.333	0	0
New Hampshire (1975-76)	2	1	2	.333	0	0
New Haven (1992-93-95-97)	4	7	4	.636	0	1
Norfolk St. (1984)	1	0	1	.000	0	0
North Ala. (1980-83-85-90-92-93-94-95-97)	9	17	6	.739	3	1
N.C. Central (1988)	1	1	1	.500	0	0
North Dakota (1975-79-92-93-94-95-98-99-2001)	9	8	8	.500	1	0
North Dakota St. (1976-77-81-82-83-84-85-86-88-89-90-91-92-94-95-97-2000)	17	30	12	.714	5	2
Northeastern St. (1999-2000)	2	2	2	.500	0	0
Northern Ariz. (1977)	1	0	1	.000	0	0
Northern Colo. (1980-90-91-95-96-97-98-99-2002)	9	12	7	.632	2	0
Northern Iowa (1975)	1	0	1	.000	0	0
Northern Mich. (1975-76-77-80-81-82-87)	7	6	6	.500	1	0
Northwest Mo. St. (1984-89-96-97-98-99-2000-02)	8	11	6	.647	2	0
Northwood (2000)	1	1	1	.500	0	0
Pittsburg St. (1989-90-91-92-93-94-95-96-97-99-2000-01)	12	14	11	.560	1	2
Portland St. (1987-88-89-91-92-93-94-95)	8	12	8	.600	0	2
Puget Sound (1981)	1	0	1	.000	0	0
Sacramento St. (1988)	1	2	1	.667	0	0
St. Cloud St. (1989)	1	1	1	.500	0	0
Saginaw Valley (2000-01-02)	3	1	3	.250	0	0
Santa Clara (1980)	1	1	1	.500	0	0
Savannah St. (1992)	1	0	1	.000	0	0
Shepherd (1998-99)	2	1	2	.333	0	0
Shippensburg (1981-91)	2	2	2	.500	0	0
Slippery Rock (1997-98-99)	3	3	3	.500	0	0
South Dakota (1973-85-86)	3	3	3	.500	0	1
South Dakota St. (1979)	1	0	1	.000	0	0
Southern Ark. (1997)	1	0	1	.000	0	0
Southwest Tex. St. (1981-82-83)	3	6	1	.857	2	0
Tarleton St. (2001)	1	1	1	.500	0	0
Tenn.-Martin (1988)	1	1	1	.500	0	0
Tex. A&M-Commerce (1990-91-95)	3	2	3	.400	0	0
Tex. A&M-Kingsville¢ (1988-89-92-93-94-95-2001-02)	8	12	8	.600	0	1
Towson (1983-84-86)	3	1	3	.250	0	0
Troy St. (1984-86-87)	3	7	1	.875	2	0
Truman (1982-90-92-94)	4	0	4	.000	0	0

Team (Years Participated)	Yrs.	Won	Lost	Pct.	1st	2nd
Valdosta St. (1994-96-2000-01-02)	5	6	5	.545	0	1
Virginia Union (1979-80-81-82-83-86-90-91)	8	0	8	.000	0	0
West Ala. (1975)	1	1	1	.500	0	0
West Chester (1988-89-92-94)	4	0	4	.000	0	0
West Ga. (1995-96-98-2000)	4	0	4	.000	0	0
Western Caro. (1974)	1	0	1	.000	0	0
Western Ill. (1973)	1	0	1	.000	0	0
Western Ky. (1973-75)	2	4	2	.667	0	2
Western St. (1992-94-97)	3	0	3	.000	0	0
Western Wash. (1999)	1	0	1	.000	0	0
Winona St. (2001)	1	0	1	.000	0	0
Winston-Salem (1978-87-88-90-91)	5	1	5	.167	0	0
Wofford (1990-91)	2	0	2	.000	0	0
Youngstown St. (1974-78-79)	3	3	3	.500	0	1

#Mississippi College's participation in the 1989 and 1990 Division II championships was vacated by action of the NCAA Committee on Infractions (record was 6-1).
¢Texas A&M-Kingsville's participation in the 1996, 1997 and 1998 Division II championships was vacated by action of the NCAA Committee on Infractions (record was 2-3).

All-Time Results

1973 First Round: Grambling 17, Delaware 8; Western Ky. 25, Lehigh 16; Louisiana Tech 18, Western Ill. 13; Boise St. 53, South Dakota 10. **Semifinals:** Western Ky. 28, Grambling 20; Louisiana Tech 38, Boise St. 34. **Championship:** Louisiana Tech 34, Western Ky. 0.

1974 First Round: Central Mich. 20, Boise St. 6; Louisiana Tech 10, Western Caro. 7; UNLV 35, Alcorn St. 22; Delaware 35, Youngstown St. 14. **Semifinals:** Central Mich. 35, Louisiana Tech 14; Delaware 49, UNLV 11. **Championship:** Central Mich. 54, Delaware 14.

1975 First Round: Northern Mich. 24, Boise St. 21; West Ala. 34, North Dakota 14; Western Ky. 14, Northern Iowa 12; New Hampshire 35, Lehigh 21. **Semifinals:** Northern Mich. 28, West Ala. 26; Western Ky. 14, New Hampshire 3. **Championship:** Northern Mich. 16, Western Ky. 14.

1976 First Round: Akron 26, UNLV 6; Northern Mich. 28, Delaware 17; North Dakota St. 10, Eastern Ky. 7; Montana St. 17, New Hampshire 16. **Semifinals:** Akron 29, Northern Mich. 26; Montana St. 10, North Dakota St. 3. **Championship:** Montana St. 24, Akron 13.

1977 First Round: UC Davis 34, Bethune-Cookman 16; Lehigh 30, Massachusetts 23; North Dakota St. 20, Northern Mich. 6; Jacksonville St. 35, Northern Ariz. 0. **Semifinals:** Lehigh 39, UC Davis 30; Jacksonville St. 31, North Dakota St. 7. **Championship:** Lehigh 33, Jacksonville St. 0.

1978 First Round: Winston-Salem 17, Cal Poly 0; Delaware 42, Jacksonville St. 27; Youngstown St. 21, Neb.-Omaha 14; Eastern Ill. 35, UC Davis 31. **Semifinals:** Delaware 41, Winston-Salem 0; Eastern Ill. 26, Youngstown St. 22. **Championship:** Eastern Ill. 10, Delaware 9.

1979 First Round: Delaware 58, Virginia Union 28; Mississippi Col. 35, North Dakota 15; Youngstown St. 50, South Dakota St. 7; Alabama A&M 27, Morgan St. 7. **Semifinals:** Delaware 60, Mississippi Col. 10; Youngstown St. 52, Alabama A&M 0. **Championship:** Delaware 38, Youngstown St. 21.

1980 First Round: Eastern Ill. 21, Northern Colo. 14; North Ala. 17, Virginia Union 8; Santa Clara 27, Northern Mich. 26; Cal Poly 15, Jacksonville St. 0. **Semifinals:** Eastern Ill. 56, North Ala. 31; Cal Poly 38, Santa Clara 14. **Championship:** Cal Poly 21, Eastern Ill. 13.

1981 First Round: Northern Mich. 55, Elizabeth City St. 6; Southwest Tex. St. 38, Jacksonville St. 22; North Dakota St. 24, Puget Sound 10; Shippensburg 40, Virginia Union 27. **Semifinals:** Southwest Tex. St. 62, Northern Mich. 0; North Dakota St. 18, Shippensburg 6. **Championship:** Southwest Tex. St. 42, North Dakota St. 13.

1982 First Round: Southwest Tex. St. 27, Fort Valley St. 6; Jacksonville St. 34, Truman 21; North Dakota St. 21, Virginia Union 20; UC Davis 42, Northern Mich. 21. **Semifinals:** Southwest Tex. St. 19, Jacksonville St. 14; UC Davis 19, North Dakota St. 14. **Championship:** Southwest Tex. St. 34, UC Davis 9.

1983 First Round: UC Davis 25, Butler 6; North Dakota St. 24, Towson 17; North Ala. 16, Virginia Union 14; Central St. 24, Southwest Tex. St. 16. **Semifinals:** North Dakota St. 26, UC Davis 17; Central St. 27, North Ala. 24. **Championship:** North Dakota St. 41, Central St. 21.

1984 First Round: North Dakota St. 31, UC Davis 23; Neb.-Omaha 28, Northwest Mo. St. 15; Troy St. 31, Central St. 21; Towson 31, Norfolk St. 21. **Semifinals:** North Dakota St. 25, Neb.-Omaha 14; Troy St. 45, Towson 3. **Championship:** Troy St. 18, North Dakota St. 17.

1985 First Round: North Dakota St. 31, UC Davis 12; South Dakota 13, Central St. 10 (2 ot); Bloomsburg 38, Hampton 28; North Ala. 14, Fort Valley St. 7. **Semifinals:** North Dakota St. 16, South Dakota 7; North Ala. 34, Bloomsburg 0. **Championship:** North Dakota St. 35, North Ala. 7.

1986 First Round: North Dakota St. 50, Ashland 0; Central St. 31, Towson 0; Troy St. 31, Virginia Union 7; South Dakota 26, UC Davis 23. **Semifinals:** North Dakota St. 35, Central St. 12; South Dakota 42, Troy St. 28. **Championship:** North Dakota St. 27, South Dakota 7.

1987 First Round: Portland St. 27, Minn. St. Mankato 21; Northern Mich. 23, Angelo St. 20 (ot); UCF 12, Indiana (Pa.) 10; Troy St. 45, Winston-Salem 14. **Semifinals:** Portland St. 13, Northern Mich. 7; Troy St. 31, UCF 10. **Championship:** Troy St. 31, Portland St. 17.

1988 First Round: North Dakota St. 49, Augustana (S.D.) 7; Millersville 27, Indiana (Pa.) 24; Sacramento St. 35, UC Davis 14; N.C. Central 31, Winston-Salem 16; Tex. A&M-Kingsville 39, Mississippi Col. 15; Tenn.-Martin 23, Butler 6; Portland St. 34, Bowie St. 17; Jacksonville St. 63, West Chester 24. **Quarterfinals:** North Dakota St. 36, Millersville 26; Sacramento St. 56, N.C. Central 7; Tex. A&M-Kingsville 34, Tenn.-Martin 0; Portland St. 20, Jacksonville St. 13. **Semifinals:** North Dakota St. 42, Sacramento St. 20; Portland St. 35, Tex. A&M-Kingsville 27. **Championship:** North Dakota St. 35, Portland St. 21.

1989 First Round: *Mississippi Col. 34, Tex. A&M-Kingsville 19; St. Cloud St. 27, Augustana (S.D.) 20; Portland St. 56, West Chester 50 (3 ot); Indiana (Pa.) 34, Grand Valley St. 24; Pittsburg St. 28, Northwest Mo. St. 7; Angelo St. 28, UC Davis 23; North Dakota St. 45, Edinboro 32; Jacksonville St. 33, Alabama A&M 9. **Quarterfinals:** *Mississippi Col. 55, St. Cloud St. 24; Indiana (Pa.) 17, Portland St. 0; Angelo St. 24, Pittsburg St. 21; Jacksonville St. 21, North Dakota St. 17. **Semifinals:** *Mississippi Col. 26, Indiana (Pa.) 14; Jacksonville St. 34, Angelo St. 16. **Championship:** *Mississippi Col. 3, Jacksonville St. 0.

**Mississippi College's participation vacated.*

1990 First Round: *Mississippi Col. 70, Wofford 19; Jacksonville St. 38, North Ala. 14; Indiana (Pa.) 48, Winston-Salem 0; Edinboro 38, Virginia Union 14; North Dakota St. 17, Northern Colo. 7; Cal Poly 14, Cal St. Northridge 7; Pittsburg St. 59, Truman 3; Tex. A&M-Commerce 20, Grand Valley St. 14. **Quarterfinals:** *Mississippi Col. 14, Jacksonville St. 7; Indiana (Pa.) 14, Edinboro 7; North Dakota St. 47, Cal Poly 0; Pittsburg St. 60, Tex. A&M-Commerce 28. **Semifinals:** Indiana (Pa.) 27, *Mississippi Col. 8; North Dakota St. 39, Pittsburg St. 29. **Championship:** North Dakota St. 51, Indiana (Pa.) 11.

**Mississippi College's participation vacated.*

1991 First Round: Pittsburg St. 26, Butler 16; Tex. A&M-Commerce 36, Grand Valley St. 15; Portland St. 28, Northern Colo. 24; Minn. St. Mankato 27, North Dakota St. 7; Jacksonville St. 49, Winston-Salem 24; Mississippi Col. 28, Wofford 15; Indiana (Pa.) 56, Virginia Union 7; Shippensburg 34, East Stroudsburg 33 (ot). **Quarterfinals:** Pittsburg St. 38, Tex. A&M-Commerce 28; Portland St. 37, Minn. St. Mankato 27; Jacksonville St. 35, Mississippi Col. 7; Indiana (Pa.) 52, Shippensburg 7. **Semifinals:** Pittsburg St. 53, Portland St. 21; Jacksonville St. 27, Indiana (Pa.) 20. **Championship:** Pittsburg St. 23, Jacksonville St. 6.

1992 First Round: Ferris St. 19, Edinboro 15; New Haven 38, West Chester 26; Jacksonville St. 41, Savannah St. 16; North Ala. 33, Hampton 21; Tex. A&M-Kingsville 22, Western St. 13; Portland St. 42, UC Davis 28; Pittsburg St. 26, North Dakota 21; North Dakota St. 42, Truman 7. **Quarterfinals:** New Haven 35, Ferris St. 13; Jacksonville St. 14, North Ala. 12; Portland St. 35, Tex. A&M-Kingsville 30; Pittsburg St. 38, North Dakota St. 37 (ot). **Semifinals:** Jacksonville St. 46, New Haven 35; Pittsburg St. 41, Portland St. 38. **Championship:** Jacksonville St. 17, Pittsburg St. 13.

1993 First Round: North Ala. 38, Carson-Newman 28; Hampton 33, Albany St. (Ga.) 7; Tex. A&M-Kingsville 50, Portland St. 15; UC Davis 37, Fort Hays St. 34; Minn. St. Mankato 34, Mo. Southern St. 13; North Dakota 17, Pittsburg St. 14; New Haven 48, Edinboro 28; Indiana (Pa.) 28, Ferris St. 21. **Quarterfinals:** North Ala. 45, Hampton 20; Tex. A&M-Kingsville 51, UC Davis 28; North Dakota 54, Minn. St. Mankato 21; Indiana (Pa.) 38, New Haven 35. **Semifinals:** North Ala. 27, Tex. A&M-Kingsville 25; Indiana (Pa.) 21, North Dakota 6. **Championship:** North Ala. 41, Indiana (Pa.) 34.

1994 First Round: Ferris St. 43, West Chester 40; Indiana (Pa.) 35, Grand Valley St. 27; Tex. A&M-Kingsville 43, Western St. 7; Portland St. 29, Angelo St. 0; North Dakota St. 18, Pittsburg St. 12 (3 ot); North Dakota 18, Truman 6; North Ala. 17, Carson-Newman 13; Valdosta St. 14, Albany St. (Ga.) 7. **Quarterfinals:** Indiana (Pa.) 21, Ferris St. 17; Tex. A&M-Kingsville 21, Portland St. 16; North Dakota 14, North Dakota St. 7; North Ala. 27, Valdosta St. 24 (2 ot). **Semifinals:** Tex. A&M-Kingsville 46, Indiana (Pa.) 20; North Ala. 35, North Dakota 7. **Championship:** North Ala. 16, Tex. A&M-Kingsville 10.

1995 First Round: Ferris St. 36, Millersville 26; New Haven 27, Edinboro 12; North Ala. 38, Albany St. (Ga.) 28; Carson-Newman 37, West Ga. 26; Pittsburg St. 36, Northern Colo. 17; North Dakota St. 41, North Dakota 10; Tex. A&M-Kingsville 59, Fort Hays St. 28; Portland St. 56, Tex. A&M-Commerce 35. **Quarterfinals:** Ferris St. 17, New Haven 9; North Ala. 28, Carson-Newman 7; Pittsburg St. 9, North Dakota St. 7; Tex. A&M-Kingsville 30, Portland St. 3. **Semifinals:** North Ala. 45, Ferris St. 7; Pittsburg St. 28, Tex. A&M-Kingsville 25 (ot). **Championship:** North Ala. 27, Pittsburg St. 7.

1996 First Round: Clarion 42, Bloomsburg 29; Ferris St. 24, Indiana (Pa.) 23; Northern Colo. 24, Pittsburg St. 21; Northwest Mo. St. 22, Neb.-Omaha 21; Valdosta St. 38, Albany St. (Ga.) 28; Carson-Newman 41, West Ga. 7; Central Okla. 23, Chadron St. 21; UC Davis 17, *Tex. A&M-Kingsville 14. **Quarterfinals:** Clarion 23, Ferris St. 21; Northern Colo. 27, Northwest Mo. St. 26; Carson-Newman 24, Valdosta St. 19; UC Davis 26, Central Okla. 7. **Semifinals:** Northern Colo. 19, Clarion 18; Carson-Newman 29, UC Davis 26. **Championship:** Northern Colo. 23, Carson-Newman 14.

**Tex. A&M-Kingsville's participation vacated.*

1997 First Round: UC Davis 37, *Tex. A&M-Kingsville 34; Angelo St. 46, Western St. 12; New Haven 47, Glenville St. 7; Slippery Rock 30, Ashland 20; Northwest Mo. St. 39, North Dakota St. 28; Northern Colo. 24, Pittsburg St. 16; Carson-Newman 21, North Ala. 7; Albany St. (Ga.) 10, Southern Ark. 6. **Quarterfinals:** UC Davis 50, Angelo St. 33; New Haven 49, Slippery Rock 21; Northern Colo. 35, Northwest Mo. St. 19; Carson-Newman 23, Albany St. (Ga.) 22. **Semifinals:** New Haven 27, UC Davis 25; Northern Colo. 30, Carson-Newman 29. **Championship:** Northern Colo. 51, New Haven 0.

**Tex. A&M-Kingsville's participation vacated.*

1998 First Round: Carson-Newman 30, West Ga. 20; Fort Valley St. 21, Delta St. 14; Slippery Rock 37, Grand Valley St. 14; Shepherd 9, Indiana (Pa.) 6; Northwest Mo. St. 28, Neb.-Omaha 14; Northern Colo. 52, North Dakota 24; Central Okla. 21, Chadron St. 19; *Tex. A&M-Kingsville 54, UC Davis 21. **Quarterfinals:** Carson-Newman 38, Fort Valley St. 31 (ot); Slippery Rock 31, Shepherd 20; Northwest Mo. St. 42, Northern Colo. 17; *Tex. A&M-Kingsville 24, Central Okla. 21 (ot). **Semifinals:** Carson-Newman 47, Slippery Rock 21; Northwest Mo. St. 49, *Tex. A&M-Kingsville 34. **Championship:** Northwest Mo. St. 24, Carson-Newman 6.

**Tex. A&M-Kingsville's participation vacated.*

1999 First Round: Carson-Newman 40, Arkansas Tech 28; Catawba 48, Fort Valley St. 17; UC Davis 33, Central Okla. 17; Northeastern St. 27, Western Wash. 24 (ot); Indiana (Pa.) 27, Slippery Rock 20 (ot); Millersville 21, Shepherd 14; Northern Colo. 34, Pittsburg St. 31; Northwest Mo. St. 20, North Dakota 13 (ot). **Quarterfinals:** Carson-Newman 28, Catawba 25; Northeastern St. 19, UC Davis 14; Indiana (Pa.) 26, Millersville 21; Northwest Mo. St. 41, Northern Colo. 35. **Semifinals:** Carson-Newman 42, Northeastern St. 7; Northwest Mo. St. 20, Indiana (Pa.) 12. **Championship:** Northwest Mo. St. 58, Carson-Newman 52 (4 ot).

2000 First Round: North Dakota St., 31, Northwest Mo. St. 17; Neb.-Omaha 14, Pittsburg St. 3; Catawba 28, West Ga. 24; Delta St. 49, Valdosta St. 12; Northwood 28, Indiana (Pa.) 0; Bloomsburg 46, Saginaw Valley 32; UC Davis 48, Chadron St. 10; Mesa St. 40, Northeastern St. 21. **Quarterfinals:** North Dakota St. 43, Neb.-Omaha 21; Delta St. 20, Catawba 14; Bloomsburg 38, Northwood 14; UC Davis 62, Mesa St. 18. **Semifinals:** Delta St. 34, North Dakota St. 16; Bloomsburg 58, UC Davis 48. **Championship:** Delta St. 63, Bloomsburg 34.

2001 First Round: North Dakota 42, Winona St. 28; Pittsburg St. 20, Neb.-Omaha 7; Tarleton St. 28, Chadron St. 24; UC Davis 37, Tex. A&M-Kingsville 32; Valdosta St. 40, Fort Valley St. 24; Catawba 35, Central Ark. 34; Grand Valley St. 42, Bloomsburg 14; Saginaw Valley 33, Indiana (Pa.) 32. **Quarterfinals:** North Dakota 38, Pittsburg St. 0; UC Davis 42, Tarleton St. 25; Catawba 37, Valdosta St. 34 (ot); Grand Valley St. 33, Saginaw Valley 30. **Semifinals:** North Dakota 14, UC Davis 2; Grand Valley St. 34, Catawba 16. **Championship:** North Dakota 17, Grand Valley St. 14.

2002 First Round: Valdosta St. 24, Catawba 7; Carson-Newman 40, Fayetteville St. 27; UC Davis 24, Central Wash. 6; Tex. A&M-Kingsville 58, Neb.-Kearney 40; Grand Valley St. 62, C.W. Post 13; Indiana (Pa.) 27, Saginaw Valley 23; Northwest Mo. St. 45, Minn. Duluth 41; Northern Colo. 49, Central Mo. St. 28. **Quarterfinals:** Valdosta St. 31, Carson-Newman 28; Tex. A&M-Kingsville 27, UC Davis 20 (ot); Grand Valley St. 62, Indiana (Pa.) 21; Northern Colo. 23, Northwest Mo. St. 12. **Semifinals:** Valdosta St. 21, Tex. A&M-Kingsville 12; Grand Valley St. 44, Northern Colo. 7. **Championship:** Grand Valley St. 31, Valdosta St. 24.

Football

DIVISION III

2002 Championship

Edited by: Scott Deitch.

Highlights

More for Mount Union: The pedestal on which Mount Union sits was made higher as the Purple Raiders won their third straight championship, defeating Trinity (Texas), 48-7, in the Amos Alonzo Stagg Bowl December 21 in Salem, Virginia.

Mount Union took over the all-divisions lead in NCAA football championships after capturing its seventh, all since 1993. Georgia Southern has won the championship six times.

Mount Union's Dan Pugh set Stagg Bowl records for points scored (26) and rushing attempts (49). He gained 253 yards, scored four touchdowns and added a two-point conversion. Pugh also established new tournament highs for points (92) and touchdowns (15).

The win extended Mount Union's winning streak to 42 games after a 14-0 season.

For more, see the January 6, 2003, issue of The NCAA News at www.ncaa.org on the Web.

INDIVIDUAL STATISTICAL LEADERS
(Minimum 2 Games Played)

RUSHING

Name, Team	G	Att.	Yds.	TD	Yds./ Att.	Yds./ Game
Dan Pugh, Mount Union	4	155	833	14	5.4	208.3
Richard Jackson, King's (Pa.)	2	77	393	2	5.1	196.5
David Russell, Linfield	2	56	338	7	6.0	169.0
Kent Crowley, St. John's (Minn.)	4	96	627	8	6.5	156.8
Chris Morris, Wabash	3	80	362	6	4.5	120.7

PASSING

Name, Team	G	Att.	Comp.	Pct.	TD	Int.	Yds.	Yds./ Game
Roy Hampton, Trinity (Tex.)	4	123	76	.618	11	3	1,243	310.8
Ross Denne, St. John's (Minn.)	4	159	87	.547	8	6	1,107	276.8
Greg Cornett, Wittenberg	2	61	36	.590	5	3	478	239.0
Tyler Matthews, Linfield	2	62	34	.548	1	2	478	239.0
Chad Bradley, Wheaton (Ill.)	2	68	36	.529	2	3	477	238.5

RECEIVING

Name, Team	G	Rec.	Yds.	TD	Yds./ Rec.	Yds./ Game
Blake Elliott, St. John's (Minn.)	4	41	481	4	11.7	120.3
Randall Knapp, Mount Union	4	25	445	5	17.8	111.3
Jared Glover, Wittenberg	2	15	201	2	13.4	100.5
Jerheme Urban, Trinity (Tex.)	5	25	490	7	19.6	98.0
Andrew King, Wheaton (Ill.)	2	13	189	1	14.5	94.5

Photo by Andres Alonso/NCAA Photos

Mount Union's Dan Pugh goes airborne for one of his four touchdowns in the Stagg Bowl.

FOOTBALL

Results

FIRST ROUND

BAHLKE FIELD, ALMA, MICHIGAN; NOVEMBER 23

	Wheaton (Ill.)	Alma
First Downs	21	12
Rushing Yardage	151	78
Passing Yardage	322	128
Passes (Comp.-Att.-Int.)	23-35-3	17-39-3
Punts (Number-Average)	4-32.2	10-30.2
Fumbles (Number-Lost)	3-1	1-1
Penalties (Number-Yards)	7-55	5-26

Wheaton (Ill.)	6	8	21	7—42
Alma	0	0	0	14—14

First Quarter

Wheaton (Ill.)—Dan Price 6 run (kick failed) (59 yards in 7 plays, 2:42 left)

Second Quarter

Wheaton (Ill.)—Price 2 run (Jonathan Wills pass from Chad Bradley) (63 yards in 9 plays, 9:18 left)

Third Quarter

Wheaton (Ill.)—Price 2 run (Andrew Day kick) (3 yards in 2 plays, 7:50 left)

Wheaton (Ill.)—Andrew King fumble recovery in end zone (Day kick) (59 yards in 3 plays, 6:07 left)

Wheaton (Ill.)—Bradley 1 run (Day kick) (61 yards in 8 plays, 1:43 left)

Fourth Quarter

Wheaton (Ill.)—Garrett Granberg 1 run (Day kick) (73 yards in 8 plays, 11:15 left)

Alma—Mark Boehms 9 pass from Steve Slowke (Matt Piccirilli kick) (74 yards in 14 plays, 7:16 left)

Alma—Scott Barriger 74 fumble return (Piccirilli kick) (3:56 left)

Individual Leaders

Rushing—Wheaton (Ill.): Granberg, 73 yards on 10 carries; Alma: Slowke, 37 yards on 16 carries.

Passing—Wheaton (Ill.): Bradley, 21 of 33 for 301 yards; Alma: Slowke, 17 of 39 for 128 yards.

Receiving—Wheaton (Ill.): King, 10 catches for 167 yards; Alma: Boehms, 8 catches for 62 yards.

L.S. AYRES FIELD, HANOVER, INDIANA; NOVEMBER 23

	Wittenberg	Hanover
First Downs	14	29
Rushing Yardage	40	138
Passing Yardage	336	363
Passes (Comp.-Att.-Int.)	18-30-1	38-57-2
Punts (Number-Average)	5-29.2	3-39.0

	Wittenberg	Hanover
Fumbles (Number-Lost).....	0-0	0-0
Penalties (Number-Yards)..	6-60	3-29

Wittenberg	0	7	14	13—34
Hanover	7	14	0	12—33

First Quarter
Hanover—Brett Dietz 1 run (Drew Starck kick) (70 yards in 14 plays, 5:01 left)
Second Quarter
Hanover—Jeffrey Jourdan 5 pass from Dietz (Starck kick) (48 yards in 11 plays, 11:44 left)
Wittenberg—Skip Ivery 26 pass from Greg Cornett (Jacob Thomas kick) (72 yards in 12 plays, 6:47 left)
Hanover—Dietz 27 pass from Clint Bobb (Starck kick) (50 yards in 8 plays, 0:20 left)
Third Quarter
Wittenberg—Ivery 11 pass from Cornett (Thomas kick) (27 yards in 3 plays, 4:46 left)
Wittenberg—Ivery 72 pass from Cornett (Thomas kick) (72 yards in 2 plays, 1:14 left)
Fourth Quarter
Hanover—Mike Russell 1 run (pass failed) (76 yards in 8 plays, 13:09 left)
Wittenberg—Daniel Grove 2 run (Thomas kick) (59 yards in 10 plays, 9:32 left)
Hanover—Bobb 17 pass from Dietz (pass failed) (45 yards in 6 plays, 7:25 left)
Wittenberg—Jered Glover 80 pass from Cornett (pass failed) (80 yards in 2 plays, 6:59 left)
Individual Leaders
Rushing—Wittenberg: Grove, 45 yards on 18 carries; Hanover: Bobb, 70 yards on 19 carries.
Passing—Wittenberg: Cornett, 18 of 30 for 336 yards; Hanover: Dietz, 37 of 56 for 336 yards.
Receiving—Wittenberg: Glover, 5 catches for 114 yards; Hanover: Jourdan, 10 catches for 69 yards.

HOLLETT LITTLE GIANT STADIUM, CRAWFORDSVILLE, INDIANA; NOVEMBER 23

	MacMurray	Wabash
First Downs	10	28
Rushing Yardage	-13	228
Passing Yardage.....	184	245
Passes (Comp.-Att.-Int.)	15-28-1	22-29-1
Punts (Number-Average) ...	7-37.0	3-42.7
Fumbles (Number-Lost).....	5-2	3-1
Penalties (Number-Yards)..	5-41	4-35

MacMurray.....	0	0	7	0— 7
Wabash	13	15	7	7—42

First Quarter
Wabash—Chris Morris 1 run (Mark Server kick) (74 yards in 12 plays, 6:51 left)
Wabash—Morris 30 run (kick failed) (84 yards in 4 plays, 2:41 left)
Second Quarter
Wabash—Server 26 field goal (54 yards in 9 plays, 12:11 left)
Wabash—Morris 13 run (kick blocked) (77 yards in 11 plays, 6:21 left)
Wabash—Ryan Short 3 pass from Jake Knott (pass failed) (47 yards in 9 plays, 0:21 left)
Third Quarter
MacMurray—Terry Davies 4 pass from Jonan Tiarks (Steve Lowe kick) (46 yards in 11 plays, 7:20 left)
Wabash—Morris 3 run (Olmy Olmstead kick) (72 yards in 11 plays, 1:26 left)
Fourth Quarter
Wabash—Matt Piechocki 1 run (Olmstead kick) (1 yard in 1 play, 10:09 left)
Individual Leaders
Rushing—MacMurray: Steve Ballinger, 14 yards on 14 carries; Wabash: Morris, 178 yards on 28 carries.
Passing—MacMurray: Tiarks, 15 of 28 for 184 yards; Wabash: Knott, 22 of 29 for 245 yards.
Receiving—MacMurray: Anthony Ballerino, 7 catches for 79 yards; Wabash: Short, 6 catches for 49 yards.

SPECIAL OLYMPICS STADIUM, BROCKPORT, NEW YORK; NOVEMBER 23

	Springfield	Brockport St.
First Downs	11	14
Rushing Yardage	134	153
Passing Yardage.....	20	140
Passes (Comp.-Att.-Int.)	1-10-1	12-22-1
Punts (Number-Average) ...	7-25.0	3-42.3
Fumbles (Number-Lost).....	2-2	2-1
Penalties (Number-Yards)..	2-16	4-29

Springfield	0	0	0	0— 0
Brockport St.	3	0	13	0—16

First Quarter
Brockport St.—Mike Laney 25 field goal (31 yards in 9 plays, 3:57 left)
Third Quarter
Brockport St.—Adam Webster 4 run (Laney kick) (65 yards in 5 plays, 13:28 left)
Brockport St.—Jeremy Lynch 67 punt return (kick failed) (9:35 left)
Individual Leaders
Rushing—Springfield: Tim Lutgens, 74 yards on 23 carries; Brockport St.: Webster, 125 yards on 27 carries.
Passing—Springfield: Michael Judge, 1 of 5 for 20 yards; Brockport St.: Anthony Mayes, 12 of 20 for 140 yards.
Receiving—Springfield: Jay Curtis, 1 catch for 20 yards; Brockport St.: Jamie Rother, 4 catches for 35 yards.

BOSWELL FIELD, GENEVA, NEW YORK; NOVEMBER 23

	John Carroll	Hobart
First Downs	7	13
Rushing Yardage	31	81
Passing Yardage.....	172	120
Passes (Comp.-Att.-Int.)	7-13-0	10-21-2
Punts (Number-Average) ...	6-31.5	3-29.7
Fumbles (Number-Lost).....	6-3	3-3
Penalties (Number-Yards)..	10-70	2-10

John Carroll	7	14	6	0—27
Hobart	7	0	0	0— 7

First Quarter
Hobart—Rick Pinero 20 pass from Craig Swanson (Eric Ampuja kick) (26 yards in 3 plays, 12:36 left)
John Carroll—Liam Stull 97 fumble return (George Theofilos kick) (6:02 left)
Second Quarter
John Carroll—Adam Therrien 75 pass from Tom Arth (kick blocked) (78 yards in 2 plays, 14:03 left)
John Carroll—Therrien 25 pass from Arth (Therrien pass from Arth) (60 yards in 8 plays, 0:56 left)
Third Quarter
John Carroll—Therrien 6 pass from Arth (kick failed) (37 yards in 8 plays, 9:43 left)
Individual Leaders
Rushing—John Carroll: Ryan DeGeorge, 35 yards on 15 carries; Hobart: Ty Godinho, 107 yards on 27 carries.
Passing—John Carroll: Arth, 7 of 13 for 172 yards; Hobart: Swanson, 10 of 21 for 120 yards.
Receiving—John Carroll: Therrien, 4 catches for 146 yards; Hobart: Dan Suozzi, 3 catches for 38 yards.

SCOTTY WOOD STADIUM/FRANK MARINO FIELD, ALLENTOWN, PENNSYLVANIA; NOVEMBER 23

	Mass.- Dartmouth	Muhlenberg
First Downs	15	22
Rushing Yardage	105	417
Passing Yardage.....	93	112
Passes (Comp.-Att.-Int.)	14-26-1	10-14-0
Punts (Number-Average) ...	7-35.1	4-32.0
Fumbles (Number-Lost).....	3-3	0-0
Penalties (Number-Yards)..	1-5	8-88

Mass.-Dartmouth.....	0	6	0	0— 6
Muhlenberg	7	14	14	21—56

First Quarter
Muhlenberg—Matt Bernardo 44 run (Chris Reed kick) (51 yards in 2 plays, 6:57 left)
Second Quarter
Muhlenberg—Bernardo 65 run (Reed kick) (80 yards in 5 plays, 10:30 left)
Muhlenberg—Bernardo 9 run (Reed kick) (92 yards in 11 plays, 3:21 left)
Mass.-Dartmouth—Joe Andenmotten 10 pass from Joe Sabina (kick failed) (71 yards in 14 plays, 0:00 left)
Third Quarter
Muhlenberg—Bernardo 30 pass from Justin Jones (Reed kick) (48 yards in 5 plays, 11:56 left)
Muhlenberg—Chris Brown 2 run (Reed kick) (53 yards in 10 plays, 5:24 left)
Fourth Quarter
Muhlenberg—Brown 2 run (Reed kick) (69 yards in 10 plays, 13:26 left)
Muhlenberg—Zack Trach 1 run (Reed kick) (43 yards in 3 plays, 6:11 left)
Muhlenberg—Mike McCurley 2 run (Reed kick) (18 yards in 4 plays, 1:18 left)
Individual Leaders
Rushing—Mass.-Dartmouth: Bryan Marino, 35 yards on 5 carries; Muhlenberg: Bernardo, 174 yards on 16 carries.
Passing—Mass.-Dartmouth: John Falcone, 10 of 16 for 69 yards; Muhlenberg: Jones, 6 of 10 for 74 yards.
Receiving—Mass.-Dartmouth: Sabina, 6 catches for 37 yards; Muhlenberg: Bernardo, 3 catches for 29 yards.

WALSTON-HOOVER STADIUM, WAVERLY, IOWA; NOVEMBER 23

	Lake Forest	Wartburg
First Downs	8	19
Rushing Yardage	-1	255
Passing Yardage.....	58	226
Passes (Comp.-Att.-Int.)	10-33-2	11-22-1
Punts (Number-Average) ...	10-36.7	5-38.0
Fumbles (Number-Lost).....	3-1	1-1
Penalties (Number-Yards)..	9-64	12-80

Lake Forest.....	0	0	0	0— 0
Wartburg	14	3	14	14—45

First Quarter
Wartburg—Justin Beatty 8 run (Jordan Maus kick) (49 yards in 7 plays, 5:01 left)
Wartburg—Ben Ford 39 pass from Jake Olsen (Maus kick) (39 yards in 2 plays, 3:14 left)
Second Quarter
Wartburg—Maus 34 field goal (63 yards in 6 plays, 3:30 left)
Third Quarter
Wartburg—Beatty 7 run (Maus kick) (72 yards in 10 plays, 5:27 left)
Wartburg—Jeff Marsh 42 pass from Olsen (Maus kick) (68 yards in 7 plays, 2:17 left)
Fourth Quarter
Wartburg—Beatty 3 run (Maus kick) (37 yards in 6 plays, 14:25 left)
Wartburg—Gavin Steege 16 fumble return (Maus kick) (13:26 left)
Individual Leaders
Rushing—Lake Forest: Garrett Silveira, 15 yards on 5 carries; Wartburg: Beatty, 132 yards on 28 carries.
Passing—Lake Forest: Don Lackey, 10 of 28 for 58 yards; Wartburg: Olsen, 11 of 21 for 226 yards.
Receiving—Lake Forest: Marty Quinn, 5 catches for 28 yards; Wartburg: Marsh, 5 catches for 88 yards.

CLARK FIELD, CEDAR RAPIDS, IOWA; NOVEMBER 23

	Wis.-La Crosse	Coe
First Downs	20	13
Rushing Yardage	230	138
Passing Yardage.....	163	106
Passes (Comp.-Att.-Int.)	16-36-0	7-19-1
Punts (Number-Average) ...	5-36.8	7-33.4
Fumbles (Number-Lost).....	1-0	1-0
Penalties (Number-Yards)..	7-61	8-78

Wis.-La Crosse	0	0	12	6—18
Coe	0	14	7	0—21

Second Quarter
Coe—Fred Jackson 86 punt return (Brian Karnik kick) (8:53 left)
Coe—Jackson 1 run (Karnik kick) (66 yards in 9 plays, 5:04 left)
Third Quarter
Wis.-La Crosse—Matt Rizzo 16 pass from Matt Makaryk (kick failed) (64 yards in 10 plays, 9:52 left)
Coe—John Clark 9 pass from Joe Brannen (Karnik kick) (45 yards in 7 plays, 6:44 left)
Wis.-La Crosse—Matt Buelow blocked punt recovery in end zone (pass failed) (3:52 left)
Fourth Quarter
Wis.-La Crosse—Ross Moline 1 run (kick failed) (68 yards in 7 plays, 14:16 left)
Individual Leaders
Rushing—Wis.-La Crosse: Andrew Mocadlo, 151 yards on 18 carries; Coe: Jackson, 82 yards on 21 carries.
Passing—Wis.-La Crosse: Makaryk, 16 of 36 for 163 yards; Coe: Brannen, 7 of 19 for 106 yards.
Receiving—Wis.-La Crosse: Rizzo, 9 catches for 94 yards; Coe: Jon Rife, 3 catches for 33 yards.

CLEMENS STADIUM, COLLEGEVILLE, MINNESOTA; NOVEMBER 23

	Redlands	St. John's (Minn.)
First Downs	21	28
Rushing Yardage	64	178
Passing Yardage.....	378	376
Passes (Comp.-Att.-Int.)	23-44-3	26-43-4
Punts (Number-Average) ...	4-40.8	1-23.0
Fumbles (Number-Lost).....	2-2	4-3
Penalties (Number-Yards)..	6-49	5-32

Redlands	0	14	7	3—24
St. John's (Minn.)	7	7	0	17—31

First Quarter
St. John's (Minn.)—Kent Crowley 20 run (Brandon Keller kick) (80 yards in 9 plays, 12:17 left)

Second Quarter
Redlands—Justin Wilcox 13 pass from Clay Groefsema (Sean Lipscomb kick) (61 yards in 8 plays, 14:50 left)
Redlands—Wilcox 91 pass from Groefsema (Lipscomb kick) (96 yards in 3 plays, 1:53 left)
St. John's (Minn.)—Blake Elliott 11 pass from Ross Denne (Keller kick) (57 yards in 6 plays, 0:59 left)

Third Quarter
Redlands—Jake Smeltzer 21 pass from Groefsema (Lipscomb kick) (58 yards in 7 plays, 7:19 left)

Fourth Quarter
St. John's (Minn.)—Lee Clintsman 42 pass from Denne (Keller kick) (69 yards in 4 plays, 14:53 left)
Redlands—Lipscomb 26 field goal (41 yards in 8 plays, 8:40 left)
St. John's (Minn.)—Keller 27 field goal (70 yards in 8 plays, 3:18 left)
St. John's (Minn.)—Elliott 2 run (Keller kick) (16 yards in 7 plays, 0:46 left)

Individual Leaders
Rushing—Redlands: Les Simon, 70 yards on 23 carries; St. John's (Minn.): Crowley, 122 yards on 23 carries.
Passing—Redlands: Groefsema, 23 of 44 for 378 yards; St. John's (Minn.): Denne, 26 of 42 for 376 yards.
Receiving—Redlands: Wilcox, 7 catches for 135 yards; St. John's (Minn.): Elliott, 9 catches for 134 yards.

BETZLER FIELD, WILKES-BARRE, PENNSYLVANIA; NOVEMBER 23

	Salisbury	King's (Pa.)
First Downs	11	14
Rushing Yardage	188	184
Passing Yardage	74	65
Passes (Comp.-Att.-Int.)	6-21-2	5-17-0
Punts (Number-Average)	7-31.3	7-30.4
Fumbles (Number-Lost)	2-1	3-2
Penalties (Number-Yards)	11-77	9-74

Salisbury	0	0	0	0— 0
King's (Pa.)	7	6	0	15—28

First Quarter
King's (Pa.)—Derek Zambino 43 blocked punt return (Matt VonTanhausen kick) (4:48 left)

Second Quarter
King's (Pa.)—Geoff Ashton 11 pass from David Hessler (kick failed) (58 yards in 12 plays, 12:09 left)

Fourth Quarter
King's (Pa.)—Richard Jackson 5 run (Ryan Gennaro run) (30 yards in 5 plays, 9:24 left)
King's (Pa.)—Gennaro 31 pass from Hessler (VonTanhausen kick) (26 yards in 3 plays, 3:26 left)

Individual Leaders
Rushing—Salisbury: Reggie Boyce, 117 yards on 19 carries; King's (Pa.): Jackson, 134 yards on 32 carries.
Passing—Salisbury: Dustin Johnson, 6 of 21 for 74 yards; King's (Pa.): Hessler, 5 of 17 for 65 yards.
Receiving—Salisbury: Joe Hinz, 3 catches for 27 yards; King's (Pa.): Gennaro, 1 catch for 31 yards.

CAMERON STADIUM, WASHINGTON, PENNSYLVANIA; NOVEMBER 23

	Chris. Newport	Wash. & Jeff.
First Downs	12	23
Rushing Yardage	167	148
Passing Yardage	26	204
Passes (Comp.-Att.-Int.)	4-9-1	20-33-2
Punts (Number-Average)	4-33.8	0-0
Fumbles (Number-Lost)	2-2	1-1
Penalties (Number-Yards)	7-50	12-100

Chris. Newport	3	7	0	0—10
Wash. & Jeff.	14	0	3	7—24

First Quarter
Wash. & Jeff.—R.J. Zitzelsberger 1 run (Luke Ravenstahl kick) (65 yards in 8 plays, 12:32 left)
Chris. Newport—Jason Broskie 21 field goal (71 yards in 11 plays, 7:28 left)
Wash. & Jeff.—Mike Virgin 4 pass from Brian Dawson (Ravenstahl kick) (35 yards in 7 plays, 0:21 left)

Second Quarter
Chris. Newport—Branden Jones 16 run (Broskie kick) (72 yards in 8 plays, 5:57 left)

Third Quarter
Wash. & Jeff.—Ravenstahl 21 field goal (5 yards in 4 plays, 0:01 left)

Fourth Quarter
Wash. & Jeff.—Joey Nichols 4 run (Ravenstahl kick) (34 yards in 6 plays, 12:18 left)

Individual Leaders
Rushing—Chris. Newport: Thomas Thornton, 77 yards on 12 carries; Wash. & Jeff.: Nichols, 121 yards on 31 carries.
Passing—Chris. Newport: Eric Carlson, 4 of 9 for 26 yards; Wash. & Jeff.: Dawson, 20 of 33 for 204 yards.
Receiving—Chris. Newport: Mario Marin, 2 catches for 15 yards; Wash. & Jeff.: Virgin, 7 catches for 65 yards.

E.M. STEVENS STADIUM, SAN ANTONIO; NOVEMBER 23

	Mary Hardin-Baylor	Trinity (Tex.)
First Downs	27	19
Rushing Yardage	195	153
Passing Yardage	269	414
Passes (Comp.-Att.-Int.)	12-28-1	18-28-0
Punts (Number-Average)	6-47.5	6-36.5
Fumbles (Number-Lost)	1-1	1-1
Penalties (Number-Yards)	4-40	8-59

Mary Hardin-Baylor	7	3	14	14—38
Trinity (Tex.)	14	13	7	14—48

First Quarter
Trinity (Tex.)—Rudy Meza 81 kickoff return (Todd Canion kick) (14:40 left)
Trinity (Tex.)—Roy Hampton 1 run (Canion kick) (83 yards in 9 plays, 10:09 left)
Mary Hardin-Baylor—Austin Schrader 49 pass from Cody Fredenburg (Odell McGinty kick) (64 yards in 4 plays, 7:58 left)

Second Quarter
Trinity (Tex.)—Jerheme Urban 68 pass from Hampton (Canion kick) (80 yards in 2 plays, 14:50 left)
Trinity (Tex.)—Urban 4 pass from Hampton (kick blocked) (88 yards in 4 plays, 11:36 left)
Mary Hardin-Baylor—McGinty 22 field goal (57 yards in 14 plays, 0:44 left)

Third Quarter
Mary Hardin-Baylor—Chad Starnes 1 run (McGinty kick) (78 yards in 10 plays, 6:19 left)
Trinity (Tex.)—Jacob Respondek 45 pass from Hampton (Canion kick) (64 yards in 6 plays, 3:24 left)
Mary Hardin-Baylor—Walter Sharp 21 pass from Fredenburg (McGinty kick) (21 yards in 1 play, 2:59 left)

Fourth Quarter
Mary Hardin-Baylor—Fredenburg 12 run (McGinty kick) (76 yards in 13 plays, 10:39 left)
Trinity (Tex.)—Matt Federle 5 run (Canion kick) (76 yards in 4 plays, 8:50 left)
Trinity (Tex.)—Respondek 17 pass from Hampton (Canion kick) (68 yards in 9 plays, 3:37 left)
Mary Hardin-Baylor—Schrader 14 pass from Fredenburg (McGinty kick) (65 yards in 9 plays, 2:04 left)

Individual Leaders
Rushing—Mary Hardin-Baylor: Kevin Mitchell, 107 yards on 19 carries; Trinity (Tex.): Federle, 122 yards on 18 carries.
Passing—Mary Hardin-Baylor: Fredenburg, 12 of 28 for 269 yards; Trinity (Tex.): Hampton, 17 of 27 for 341 yards.
Receiving—Mary Hardin-Baylor: Shaun Rochon, 5 catches for 103 yards; Trinity (Tex.): Jason Hunt, 7 catches for 150 yards.

SECOND ROUND

MOUNT UNION STADIUM, ALLIANCE, OHIO; NOVEMBER 30

	Wheaton (Ill.)	Mount Union
First Downs	24	23
Rushing Yardage	182	153
Passing Yardage	176	265
Passes (Comp.-Att.-Int.)	15-37-0	15-28-0
Punts (Number-Average)	5-24.2	1-29.0
Fumbles (Number-Lost)	2-1	4-2
Penalties (Number-Yards)	8-58	7-52

Wheaton (Ill.)	0	0	15	6—21
Mount Union	7	14	13	8—42

First Quarter
Mount Union—Dan Pugh 5 run (Chad Teague kick) (44 yards in 3 plays, 7:41 left)

Second Quarter
Mount Union—Chris Kern blocked punt return in end zone (Teague kick) (9:25 left)
Mount Union—Randell Knapp 14 pass from Rob Adamson (Teague kick) (29 yards in 3 plays, 0:39 left)

Third Quarter
Mount Union—Pugh 10 run (Teague kick) (22 yards in 3 plays, 12:36 left)
Wheaton (Ill.)—Jonathan Wills 7 pass from Chad Bradley (Andrew Day kick) (74 yards in 15 plays, 7:21 left)
Wheaton (Ill.)—Dan Price 18 run (Wills pass from Bradley) (59 yards in 7 plays, 2:22 left)
Mount Union—Pugh 91 kickoff return (pass failed) (2:01 left)

Fourth Quarter
Wheaton (Ill.)—Price 1 run (pass failed) (64 yards in 11 plays, 12:51 left)
Mount Union—Pugh 1 run (Knapp run) (76 yards in 11 plays, 8:08 left)

Individual Leaders
Rushing—Wheaton (Ill.): Garrett Granberg, 87 yards on 16 carries; Mount Union: Pugh, 161 yards on 36 carries.
Passing—Wheaton (Ill.): Bradley, 15 of 35 for 176 yards; Mount Union: Adamson, 15 of 28 for 265 yards.
Receiving—Wheaton (Ill.): Wills, 6 catches for 68 yards; Mount Union: Knapp, 7 catches for 133 yards.

HOLLETT LITTLE GIANT STADIUM, CRAWFORDSVILLE, INDIANA; NOVEMBER 30

	Wittenberg	Wabash
First Downs	23	17
Rushing Yardage	180	44
Passing Yardage	190	216
Passes (Comp.-Att.-Int.)	23-42-3	19-39-2
Punts (Number-Average)	2-31.5	5-22.4
Fumbles (Number-Lost)	6-5	2-0
Penalties (Number-Yards)	6-45	3-20

Wittenberg	0	7	0	7—14
Wabash	0	7	6	12—25

Second Quarter
Wittenberg—Jered Glover 31 pass from Greg Cornett (Jacob Thomas kick) (31 yards in 1 play, 9:32 left)
Wabash—Josh Bronaugh 18 pass from Jake Knott (Olmy Olmstead kick) (80 yards in 15 plays, 5:44 left)

Third Quarter
Wabash—Chris Morris 5 run (kick blocked) (48 yards in 4 plays, 2:34 left)

Fourth Quarter
Wabash—Nick Dawson 11 pass from Knott (pass failed) (9 yards in 2 plays, 5:19 left)
Wabash—Blair Hammer 30 interception return (pass failed) (5:01 left)
Wittenberg—Skip Ivery 30 pass from Kurt Forrest (Thomas kick) (60 yards in 10 plays, 2:30 left)

Individual Leaders
Rushing—Wittenberg: Daniel Grove, 145 yards on 30 carries; Wabash: Morris, 25 yards on 18 carries.
Passing—Wittenberg: Cornett, 18 of 31 for 142 yards; Wabash: Knott, 19 of 39 for 216 yards.
Receiving—Wittenberg: Glover, 10 catches for 87 yards; Wabash: Dawson, 5 catches for 69 yards.

JOHN PAGE FIELD, GLASSBORO, NEW JERSEY; NOVEMBER 30

	Brockport St.	Rowan
First Downs	12	14
Rushing Yardage	132	66
Passing Yardage	61	201
Passes (Comp.-Att.-Int.)	8-14-1	8-38-4
Punts (Number-Average)	11-39.8	7-43.3
Fumbles (Number-Lost)	2-1	1-1
Penalties (Number-Yards)	6-32	6-35

Brockport St.	7	0	0	8—15
Rowan	0	0	9	3—12

First Quarter
Brockport St.—Adam Webster 1 run (Mike Laney kick) (4 yards in 2 plays, 4:49 left)

Third Quarter
Rowan—Nick Frade 24 field goal (62 yards in 9 plays, 7:29 left)
Rowan—Jon Berry 34 pass from Tony Racioppi (kick failed) (78 yards in 4 plays, 0:06 left)

Fourth Quarter
Rowan—Frade 20 field goal (-1 yard in 4 plays, 5:14 left)
Brockport St.—Webster 1 run (Jamie Rother pass from Chet Holcumb) (57 yards in 10 plays, 0:53 left)

Individual Leaders
Rushing—Brockport St.: Webster, 132 yards on 47 carries; Rowan: Creg Bethea, 37 yards on 7 carries

Passing—Brockport St.: Holcumb, 7 of 12 for 56 yards; Rowan: Racioppi, 8 of 37 for 201 yards.
Receiving—Brockport St.: Darin Brady, 3 catches for 15 yards; Rowan: Berry, 2 catches for 58 yards.

SCOTTY WOOD STADIUM/FRANK MARINO FIELD, ALLENTOWN, PENNSYLVANIA; NOVEMBER 30

	John Carroll	Muhlenberg
First Downs	18	15
Rushing Yardage	163	41
Passing Yardage	183	166
Passes (Comp.-Att.-Int.)	12-25-1	20-38-3
Punts (Number-Average)	5-38.4	6-33.0
Fumbles (Number-Lost)	2-1	1-0
Penalties (Number-Yards)	5-51	4-41

John Carroll	14	0	7	0—21
Muhlenberg	0	10	0	0—10

First Quarter
John Carroll—Adam Therrien 2 pass from Tom Arth (George Theofilos kick) (23 yards in 2 plays, 13:21 left)
John Carroll—Ryan DeGeorge 3 run (Theofilos kick) (49 yards in 4 plays, 10.26 left)
Second Quarter
Muhlenberg—Chris Reed 40 field goal (35 yards in 10 plays, 3:45 left)
Muhlenberg—Kodi Shay 3 pass from Justin Jones (Reed kick) (80 yards in 13 plays, 0:00 left)
Third Quarter
John Carroll—Antoine Dunklin 48 pass from Arth (Theofilos kick) (80 yards in 6 plays, 12:59 left)
Individual Leaders
Rushing—John Carroll: DeGeorge, 128 yards on 26 carries; Muhlenberg: Matt Bernardo, 54 yards on 14 carries.
Passing—John Carroll: Arth, 12 of 25 for 183 yards; Muhlenberg: Jones, 19 of 34 for 161 yards.
Receiving—John Carroll: Therrien, 6 catches for 76 yards; Muhlenberg: Shay, 5 catches for 72 yards.

MAXWELL FIELD, MCMINNVILLE, OREGON; NOVEMBER 30

	Wartburg	Linfield
First Downs	14	22
Rushing Yardage	73	277
Passing Yardage	132	213
Passes (Comp.-Att.-Int.)	10-25-4	14-26-0
Punts (Number-Average)	6-35.3	4-34.8
Fumbles (Number-Lost)	2-1	1-0
Penalties (Number-Yards)	4-33	9-82

Wartburg	0	7	8	0—15
Linfield	16	22	7	7—52

First Quarter
Linfield—David Russell 13 run (kick blocked) (45 yards in 2 plays, 12:47 left)
Linfield—Garrett Wales 32 field goal (16 yards in 7 plays, 10:13 left)
Linfield—George Carter 13 run (Wales kick) (14 yards in 1 play, 3:29 left)
Second Quarter
Linfield—Russell 24 run (Spencer Crossland pass from Tyler Matthews) (41 yards in 4 plays, 14:53 left)
Linfield—Russell 9 run (Wales kick) (71 yards in 7 plays, 10:05 left)
Wartburg—Jeff Marsh 27 pass from Jacob Olsen (Jordan Maus kick) (69 yards in 12 plays, 5:01 left)
Linfield—Russell 27 run (Wales kick) (80 yards in 5 plays, 0:06 left)
Third Quarter
Wartburg—Justin Beatty 1 run (Ryan Melin pass from Olsen) (60 yards in 13 plays, 7:39 left)
Linfield—Mike Cooney 54 pass from Matthews (Wales kick) (54 yards in 1 play, 0:00 left)
Fourth Quarter
Linfield—Russell 1 run (Wales kick) (72 yards in 14 plays, 8:34 left)
Individual Leaders
Rushing—Wartburg: Beatty, 61 yards on 25 carries; Linfield: Russell, 177 yards on 29 carries.
Passing—Wartburg: Olsen, 10 of 25 for 132 yards; Linfield: Matthews, 14 of 26 for 213 yards.
Receiving—Wartburg: Marsh, 4 catches for 59 yards; Linfield: Luke Buchheit, 4 catches for 44 yards.

CLEMENS STADIUM, COLLEGEVILLE, MINNESOTA; NOVEMBER 30

	Coe	St. John's (Minn.)
First Downs	20	25
Rushing Yardage	173	227
Passing Yardage	150	226
Passes (Comp.-Att.-Int.)	11-32-4	18-36-2
Punts (Number-Average)	7-30.6	5-34.0
Fumbles (Number-Lost)	1-1	2-0
Penalties (Number-Yards)	3-25	3-20

Coe	0	7	7	0—14
St. John's (Minn.)	14	10	14	7—45

First Quarter
St. John's (Minn.)—Kent Crowley 4 run (Brandon Keller kick) (22 yards in 2 plays, 12:27 left)
St. John's (Minn.)—Jed Riegelman 36 pass from Ross Denne (Keller kick) (47 yards in 3 plays, 1:13 left)
Second Quarter
St. John's (Minn.)—Crowley 1 run (Keller kick) (39 yards in 6 plays, 12:43 left)
Coe—Fred Jackson 1 run (Brian Karnik kick) (64 yards in 7 plays, 9:49 left)
St. John's (Minn.)—Keller 35 field goal (-8 yards in 4 plays, 0:20 left)
Third Quarter
St. John's (Minn.)—Crowley 34 run (Keller kick) (61 yards in 5 plays, 13:17 left)
Coe—Jackson 2 run (Karnik kick) (20 yards in 2 plays, 5:56 left)
St. John's (Minn.)—Lee Clintsman 30 pass from Denne (Keller kick) (57 yards in 8 plays, 3:25 left)
Fourth Quarter
St. John's (Minn.)—Clintsman 27 pass from Denne (Keller kick) (48 yards in 5 plays, 14:50 left)
Individual Leaders
Rushing—Coe: Jackson, 150 yards on 29 carries; St. John's (Minn.): Crowley, 183 yards on 21 carries.
Passing—Coe: Joe Brannen, 11 of 32 for 150 yards; St. John's (Minn.): Denne, 18 of 35 for 226 yards.
Receiving—Coe: Jon Rife, 5 catches for 50 yards; St. John's (Minn.): Blake Elliott, 8 catches for 84 yards.

JOPSON FIELD, BRIDGEWATER, VIRGINIA; NOVEMBER 30

	King's (Pa.)	Bridgewater (Va.)
First Downs	20	10
Rushing Yardage	252	18
Passing Yardage	124	192
Passes (Comp.-Att.-Int.)	9-26-3	12-26-1
Punts (Number-Average)	5-25.2	6-31.3
Fumbles (Number-Lost)	4-1	3-2
Penalties (Number-Yards)	4-45	8-71

King's (Pa.)	14	0	3	0—17
Bridgewater (Va.)	13	6	0	0—19

First Quarter
King's (Pa.)—Richard Jackson 7 run (Matt VonTanhousen kick) (60 yards in 3 plays, 11:31 left)
Bridgewater (Va.)—Jamie Langley 3 run (Kyle Beach kick) (3 yards in 1 play, 7:28 left)
King's (Pa.)—Jackson 22 run (VonTanhousen kick) (67 yards in 7 plays, 4:16 left)
Bridgewater (Va.)—Brian Ratliff 54 pass from Robbie Jenkins (kick blocked) (59 yards in 6 plays, 1:40 left)
Second Quarter
Bridgewater (Va.)—Andre Jones 36 pass from Jenkins (run failed) (37 yards in 3 plays, 14:51 left)
Third Quarter
King's (Pa.)—VonTanhousen 28 field goal (31 yards in 8 plays, 8:38 left)
Individual Leaders
Rushing—King's (Pa.): Jackson, 259 yards on 45 carries; Bridgewater (Va.): Chad Coffey, 18 yards on 1 carry.
Passing—King's (Pa.): David Hessler, 9 of 25 for 124 yards; Bridgewater (Va.): Jenkins, 12 of 26 for 192 yards.
Receiving—King's (Pa.): Chris Rispoli, 2 catches for 53 yards; Bridgewater (Va.): Nicholas Lehto, 3 catches for 47 yards.

E.M. STEVENS STADIUM, SAN ANTONIO; NOVEMBER 30

	Wash. & Jeff.	Trinity (Tex.)
First Downs	20	33
Rushing Yardage	143	355
Passing Yardage	184	293
Passes (Comp.-Att.-Int.)	15-42-1	19-36-1
Punts (Number-Average)	6-32.5	3-38.7
Fumbles (Number-Lost)	0-0	0-0
Penalties (Number-Yards)	6-52	11-120

Wash. & Jeff	3	0	0	7—10
Trinity (Tex.)	14	10	14	7—45

First Quarter
Trinity (Tex.)—Matt Federle 5 run (Todd Canion kick) (80 yards in 9 plays, 11:39 left)
Wash. & Jeff.—Luke Ravenstahl 30 field goal (52 yards in 12 plays, 4:21 left)
Trinity (Tex.)—Jason Hunt 25 pass from Roy Hampton (Canion kick) (80 yards in 10 plays, 0:35 left)
Second Quarter
Trinity (Tex.)—Canion 34 field goal (63 yards in 9 plays, 10:10 left)
Trinity (Tex.)—Jeremy Boyce 5 run (Canion kick) (79 yards in 7 plays, 2:55 left)
Third Quarter
Trinity (Tex.)—Jerheme Urban 44 pass from Hampton (Canion kick) (92 yards in 6 plays, 11:06 left)
Trinity (Tex.)—Dan DesPlaines 7 run (Canion kick) (38 yards in 9 plays, 6:20 left)
Fourth Quarter
Wash. & Jeff.—Tom Paff 41 pass from Brian Dawson (Ravenstahl kick) (80 yards in 7 plays, 12:52 left)
Trinity (Tex.)—DesPlaines 25 run (Canion kick) (43 yards in 5 plays, 10:46 left)
Individual Leaders
Rushing—Wash. & Jeff.: Joey Nichols, 81 yards on 21 carries; Trinity (Tex.): Boyce, 141 yards on 19 carries.
Passing—Wash. & Jeff.: Dawson, 15 of 42 for 184 yards; Trinity (Tex.): Hampton, 16 of 28 for 250 yards.
Receiving—Wash. & Jeff.: Mike Virgin, 6 catches for 78 yards; Trinity (Tex.): Hunt, 8 catches for 95 yards.

QUARTERFINALS

MOUNT UNION STADIUM, ALLIANCE, OHIO; DECEMBER 7

	Wabash	Mount Union
First Downs	23	20
Rushing Yardage	187	205
Passing Yardage	165	234
Passes (Comp.-Att.-Int.)	16-37-3	15-24-0
Punts (Number-Average)	2-27.5	3-31.3
Fumbles (Number-Lost)	1-0	0-0
Penalties (Number-Yards)	0-0	8-47

Wabash	0	3	6	7—16
Mount Union	14	17	7	7—45

First Quarter
Mount Union—Randell Knapp 22 pass from Rob Adamson (Chad Teague kick) (41 yards in 6 plays, 9:47 left)
Mount Union—Josh Liddell 8 pass from Adamson (Teague kick) (44 yards in 6 plays, 6:21 left)
Second Quarter
Mount Union—Teague 34 field goal (74 yards in 8 plays, 8:45 left)
Wabash—Olmy Olmstead 23 field goal (76 yards in 11 plays, 3:58 left)
Mount Union—Dan Pugh 3 run (Teague kick) (65 yards in 4 plays, 2:35 left)
Mount Union—Chris Carter 21 interception return (Teague kick) (2:15 left)
Third Quarter
Wabash—Chris Morris 2 run (pass failed) (64 yards in 14 plays, 9:44 left)
Mount Union—Knapp 14 pass from Adamson (Teague kick) (65 yards in 9 plays, 5:07 left)
Fourth Quarter
Mount Union—Pugh 14 run (Teague kick) (34 yards in 4 plays, 7:25 left)
Wabash—Nick Dawson 4 pass from Jake Knott (Olmstead kick) (65 yards in 13 plays, 4:27 left)
Individual Leaders
Rushing—Wabash: Morris, 159 yards on 34 carries; Mount Union: Pugh, 165 yards on 25 carries.
Passing—Wabash: Knott, 16 of 36 for 165 yards; Mount Union: Adamson, 15 of 23 for 234 yards.
Receiving—Wabash: Ryan Short, 4 catches for 33 yards; Mount Union: Knapp, 7 catches for 125 yards.

EDWIN FAUVER STADIUM, ROCHESTER, NEW YORK; DECEMBER 7

	John Carroll	Brockport St.
First Downs	16	10
Rushing Yardage	82	137
Passing Yardage	158	53
Passes (Comp.-Att.-Int.)	11-24-0	6-18-0
Punts (Number-Average)	7-28.9	7-37.7
Fumbles (Number-Lost)	4-2	2-1
Penalties (Number-Yards)	10-75	9-66

John Carroll	7	3	0	0	6—16
Brockport St.	3	0	0	7	0—10

First Quarter
John Carroll—Jeff Lerner 12 pass from Tom Arth (George Theofilos kick) (18 yards in 3 plays, 11:02 left)
Brockport St.—Mike Laney 40 field goal (42 yards in 13 plays, 4:46 left)
Second Quarter
John Carroll—Theofilos 19 field goal (76 yards in 10 plays, 10:07 left)
Fourth Quarter
Brockport St.—Matt Boorom 16 pass from Chet Holcomb (Laney kick) (71 yards in 12 plays, 14:54 left)
First Overtime
John Carroll—Arth 6 run (kick blocked) (25 yards in 6 plays)
Individual Leaders
Rushing—John Carroll: Ryan DeGeorge, 82 yards in 23 carries; Brockport St.: Adam Webster, 82 yards in 30 carries.
Passing—John Carroll: Arth, 11 of 24 for 158 yards; Brockport St.: Holcomb, 6 of 18 for 53 yards.
Receiving—John Carroll: Adam Thierrien, 3 catches for 67 yards; Brockport St.: Darin Brady, 3 catches for 21 yards.

MAXWELL FIELD, MCMINNVILLE, OREGON; DECEMBER 7

	St. John's (Minn.)	Linfield
First Downs	21	19
Rushing Yardage	178	155
Passing Yardage	292	265
Passes (Comp.-Att.-Int.)	22-39-2	20-36-2
Punts (Number-Average)	7-32.3	4-41.5
Fumbles (Number-Lost)	2-0	7-3
Penalties (Number-Yards)	4-32	7-65

St. John's (Minn.)	7	7	7	0—21
Linfield	7	0	0	7—14

First Quarter
St. John's (Minn.)—Kent Crowley 57 run (Brandon Keller kick) (80 yards in 2 plays, 8:19 left)
Linfield—David Russell 2 run (Garrett Wales kick) (49 yards in 10 plays, 0:02 left)
Second Quarter
St. John's (Minn.)—Crowley 21 run (Keller kick) (80 yards in 9 plays, 3:01 left)
Third Quarter
St. John's (Minn.)—Lee Clintsman 59 pass from Ross Denne (Keller kick) (61 yards in 2 plays, 13:46 left)
Fourth Quarter
Linfield—Russell 11 run (Wales kick) (80 yards in 5 plays, 8:28 left)
Individual Leaders
Rushing—St. John's (Minn.): Crowley, 167 yards in 26 carries; Linfield: Russell, 161 yards in 27 carries.
Passing—St. John's (Minn.): Denne, 22 of 39 for 292 yards; Linfield: Tyler Matthews, 20 of 36 for 265 yards.
Receiving—St. John's (Minn.): Blake Elliott, 9 catches for 108 yards; Linfield: George Carter, 7 catches for 114 yards.

JOPSON FIELD, BRIDGEWATER, VIRGINIA; DECEMBER 7

	Trinity (Tex.)	Bridgewater (Va.)
First Downs	28	23
Rushing Yardage	132	262
Passing Yardage	481	213
Passes (Comp.-Att.-Int.)	27-42-1	15-27-3
Punts (Number-Average)	3-32.7	2-45.5
Fumbles (Number-Lost)	1-1	1-1
Penalties (Number-Yards)	4-28	1-11

Trinity (Tex.)	7	9	13	9—38
Bridgewater (Va.)	6	7	13	6—32

First Quarter
Trinity (Tex.)—Jerheme Urban 15 pass from Roy Hampton (Todd Canion kick) (81 yards in 9 plays, 7:27 left)
Bridgewater (Va.)—Marcus Washington 69 run (kick failed) (69 yards in 1 play, 2:51 left)
Second Quarter
Trinity (Tex.)—Urban 16 pass from Hampton (kick blocked) (89 yards in 11 plays, 8:53 left)
Bridgewater (Va.)—Robbie Jenkins 1 run (Kyle Beach kick) (71 yards in 13 plays, 3:19 left)
Trinity (Tex.)—Canion 27 field goal (74 yards in 10 plays, 0:00 left)
Third Quarter
Trinity (Tex.)—Urban 30 pass from Hampton (kick blocked) (85 yards in 5 plays, 9:38 left)
Bridgewater (Va.)—Robert Matthews 12 run (Beach kick) (54 yards in 6 plays, 7:14 left)
Trinity (Tex.)—Matt Federle 54 pass from Hampton (Canion kick) (65 yards in 2 plays, 6:47 left)
Bridgewater (Va.)—Brian Ratliff 30 pass from Jenkins (kick failed) (45 yards in 3 plays, 1:20 left)
Fourth Quarter
Trinity (Tex.)—Canion 22 field goal (74 yards in 11 plays, 13:34 left)
Trinity (Tex.)—Cory Kuchinsky 15 fumble return (run failed) (12:40 left)
Bridgewater (Va.)—Eric Spence 1 run (kick failed) (71 yards in 10 plays, 8:03 left)
Individual Leaders
Rushing—Trinity (Tex.): Jeremy Boyce, 94 yards on 23 carries; Bridgewater (Va.): Washington, 162 yards on 22 carries.
Passing—Trinity (Tex.): Hampton, 27 of 42 for 481 yards; Bridgewater (Va.): Jenkins, 15 of 27 for 213 yards.
Receiving—Trinity (Tex.): Jason Hunt, 10 catches for 132 yards; Bridgewater (Va.): Andre Jones, 4 catches for 85 yards.

SEMIFINALS

MOUNT UNION STADIUM, ALLIANCE, OHIO; DECEMBER 14

	John Carroll	Mount Union
First Downs	15	25
Rushing Yardage	32	291
Passing Yardage	246	225
Passes (Comp.-Att.-Int.)	21-35-1	12-17-1
Punts (Number-Average)	4-31.2	2-22.5
Fumbles (Number-Lost)	0-0	0-0
Penalties (Number-Yards)	5-29	5-45

John Carroll	0	7	12	0—19
Mount Union	21	7	21	8—57

First Quarter
Mount Union—Dan Pugh 4 run (Chad Teague kick) (41 yards in 2 plays, 13:27 left)
Mount Union—Nick Sirianni 21 pass from Rob Adamson (Teague kick) (25 yards in 5 plays, 9:39 left)
Mount Union—Pugh 10 run (Teague kick) (80 yards in 9 plays, 0:30 left)
Second Quarter
Mount Union—Josh Liddell 4 pass from Adamson (Teague kick) (56 yards in 14 plays, 6:15 left)
John Carroll—Antoine Dunklin 47 pass from Tom Arth (George Theofilos kick) (53 yards in 2 plays, 1:30 left)
Third Quarter
Mount Union—Pugh 14 run (Teague kick) (63 yards in 3 plays, 13:36 left)
Mount Union—Pugh 8 run (Teague kick) (56 yards in 5 plays, 10:21 left)
John Carroll—Brian Shellito 15 pass from Arth (kick failed) (70 yards in 9 plays, 6:33 left)
Mount Union—Randell Knapp 18 pass from Adamson (Teague kick) (60 yards in 5 plays, 4:01 left)
John Carroll—Ryan DeGeorge 5 run (kick blocked) (35 yards in 7 plays, 1:22 left)
Fourth Quarter
Mount Union—Pugh 1 run (Chris Carter pass from Zac Bruney) (58 yards in 10 plays, 8:04 left)
Individual Leaders
Rushing—John Carroll: DeGeorge, 35 yards on 17 carries; Mount Union: Pugh, 254 yards on 45 carries.
Passing—John Carroll: Arth, 21 of 35 for 246 yards; Mount Union: Adamson, 12 of 17 for 225 yards.
Receiving—John Carroll: DeGeorge, 4 catches for 38 yards; Mount Union: Knapp, 5 catches for 129 yards.

E.M. STEVENS STADIUM, SAN ANTONIO; DECEMBER 14

	St. John's (Minn.)	Trinity (Tex.)
First Downs	25	27
Rushing Yardage	221	269
Passing Yardage	213	171
Passes (Comp.-Att.-Int.)	21-43-0	16-26-1
Punts (Number-Average)	2-36.5	2-45.5
Fumbles (Number-Lost)	2-1	2-2
Penalties (Number-Yards)	4-28	9-71

St. John's (Minn.)	6	7	13	8—34
Trinity (Tex.)	14	20	0	7—41

First Quarter
Trinity (Tex.)—Roy Hampton 3 run (Todd Canion kick) (34 yards in 8 plays, 11:19 left)
Trinity (Tex.)—Jeremy Boyce 3 run (Canion kick) (55 yards in 11 plays, 4:22 left)
St. John's (Minn.)—Blake Elliott 8 pass from Ross Denne (kick blocked) (76 yards in 8 plays, 1:55 left)
Second Quarter
Trinity (Tex.)—Jerheme Urban 12 pass from Hampton (Canion kick) (62 yards in 10 plays, 12:42 left)
Trinity (Tex.)—Matt Federle 10 run (Canion kick) (95 yards in 12 plays, 5:00 left)
St. John's (Minn.)—Elliott 12 pass from Denne (Brandon Keller kick) (55 yards in 8 plays, 2:00 left)
Trinity (Tex.)—Urban 91 kickoff return (kick failed) (1:48 left)
Third Quarter
St. John's (Minn.)—Kent Crowley 1 run (Keller kick) (91 yards in 13 plays, 5:22 left)
St. John's (Minn.)—Crowley 9 run (kick failed) (39 yards in 6 plays, 1:31 left)
Fourth Quarter
St. John's (Minn.)—Elliott 7 pass from Denne (Jed Riegelman pass from Denne) (64 yards in 6 plays, 9:57 left)
Trinity (Tex.)—Hampton 4 run (Canion kick) (69 yards in 14 plays, 2:18 left)
Individual Leaders
Rushing—St. John's (Minn.): Crowley, 155 yards on 26 carries; Trinity (Tex.): Boyce, 150 yards on 34 carries.
Passing—St. John's (Minn.): Denne, 21 of 43 for 213 yards; Trinity (Tex.): Hampton, 16 of 26 for 171 yards.
Receiving—St. John's (Minn.): Elliott, 15 catches for 155 yards; Trinity (Tex.): Urban, 5 catches for 73 yards.

CHAMPIONSHIP

SALEM STADIUM, SALEM, VIRGINIA; DECEMBER 21

	Mount Union	Trinity (Tex.)
First Downs	27	11
Rushing Yardage	268	117
Passing Yardage	222	86
Passes (Comp.-Att.-Int.)	12-23-0	9-18-1
Punts (Number-Average)	1-22.0	5-29.4
Fumbles (Number-Lost)	3-0	1-0
Penalties (Number-Yards)	7-90	3-30

Mount Union	7	21	7	13—48
Trinity (Tex.)	0	0	7	0— 7

First Quarter
Mount Union—Dan Pugh 19 run (Chad Teague kick) (24 yards in 3 plays, 8:32 left)
Second Quarter
Mount Union—Randell Knapp 9 pass from Rob Adamson (kick blocked) (80 yards in 14 plays, 10:27 left)
Mount Union—Derrick Leach 19 pass from Adamson (Pugh run) (60 yards in 10 plays, 3:13 left)
Mount Union—Pugh 2 run (Teague kick) (35 yards in 6 plays, 0:24 left)
Third Quarter
Trinity (Tex.)—B.J. Smith 18 pass from Dan DesPlaines (Todd Canion kick) (85 yards in 8 plays, 7:59 left)
Mount Union—Pugh 1 run (Teague kick) (75 yards in 12 plays, 1:08 left)
Fourth Quarter
Mount Union—Pugh 2 run (kick failed) (19 yards in 6 plays, 12:57 left)
Mount Union—Leach 55 pass from Adamson (Teague kick) (67 yards in 3 plays, 10:38 left)
Individual Leaders
Rushing—Mount Union: Pugh, 253 yards on 49 carries; Trinity (Tex.): Jeremy Boyce, 93 yards on 15 carries.
Passing—Mount Union: Adamson, 12 of 23 for 222 yards; Trinity (Tex.): DesPlaines, 9 of 18 for 86 yards.
Receiving—Mount Union: Knapp, 4 catches for 58 yards; Trinity (Tex.): Jerheme Urban, 3 catches for 19 yards.

History

Team Results

Year	Champion (Record)	Coach	Score	Runner-Up	Site	Championship Game Attendance	Championship Total Attendance
1973	Wittenberg (12-0)	Dave Maurer	41- 0	Juniata	Phenix City, Ala.	—	—
1974	Central (Iowa) (11-0)	Ron Schipper	10- 8	Ithaca	Phenix City, Ala.	—	—
1975	Wittenberg (12-1)	Dave Maurer	28- 0	Ithaca	Phenix City, Ala.	6,000	17,557
1976	St. John's (Minn.) (10-0-1)	John Gagliardi	31-28	Towson	Phenix City, Ala.	7,214	13,995
1977	Widener (11-1)	Bill Manlove	39-36	Wabash	Phenix City, Ala.	7,852	16,069
1978	Baldwin-Wallace (11-0-1)	Lee Tressel	24-10	Wittenberg	Phenix City, Ala.	7,500	19,098
1979	Ithaca (11-2)	Jim Butterfield	14-10	Wittenberg	Phenix City, Ala.	6,500	20,988
1980	Dayton (14-0)	Rick Carter	63- 0	Ithaca	Phenix City, Ala.	8,701	20,031
1981	Widener (13-0)	Bill Manlove	17-10	Dayton	Phenix City, Ala.	6,100	26,142
1982	West Ga. (12-0)	Bobby Pate	14- 0	Augustana (Ill.)	Phenix City, Ala.	9,000	28,447
1983	Augustana (Ill.) (12-0)	Bob Reade	21-17	Union (N.Y.)	Kings Island, Ohio	3,800	19,763
1984	Augustana (Ill.) (12-0)	Bob Reade	21-12	Central (Iowa)	Kings Island, Ohio	2,300	21,284
1985	Augustana (Ill.) (13-0)	Bob Reade	20- 7	Ithaca	Phenix City, Ala.	1,879	32,108
1986	Augustana (Ill.) (12-0-1)	Bob Reade	31- 3	Salisbury	Phenix City, Ala.	2,000	35,647
1987	Wagner (13-1)	Walt Hameline	19- 3	Dayton	Phenix City, Ala.	4,000	39,045
1988	Ithaca (13-1)	Jim Butterfield	39-24	Central (Iowa)	Phenix City, Ala.	4,000	36,609
1989	Dayton (13-0-1)	Mike Kelly	17- 7	Union (N.Y.)	Phenix City, Ala.	3,500	32,239
1990	Allegheny (13-0-1)	Ken O'Keefe	21-14 (ot)	Lycoming	Bradenton, Fla.	4,800	37,107
1991	Ithaca (12-1)	Jim Butterfield	34-20	Dayton	Bradenton, Fla.	5,469	33,460
1992	Wis.-La Crosse (12-0-1)	Roger Harring	16-12	Wash. & Jeff.	Bradenton, Fla.	5,329	27,785
1993	Mount Union (14-0)	Larry Kehres	34-24	Rowan	Salem, Va.	7,304	33,774
1994	Albion (13-0)	Pete Schmidt	38-15	Wash. & Jeff.	Salem, Va.	7,168	58,237
1995	Wis.-La Crosse (14-0)	Roger Harring	36- 7	Rowan	Salem, Va.	4,905	29,184
1996	Mount Union (14-0)	Larry Kehres	56-24	Rowan	Salem, Va.	5,048	26,166
1997	Mount Union (14-0)	Larry Kehres	61-12	Lycoming	Salem, Va.	5,777	23,549
1998	Mount Union (14-0)	Larry Kehres	44-24	Rowan	Salem, Va.	5,145	36,753
1999	Pacific Lutheran (13-1)	Frosty Westering	42-13	Rowan	Salem, Va.	4,101	58,955
2000	Mount Union (14-0)	Larry Kehres	10- 7	St. John's (Minn.)	Salem, Va.	4,643	49,128
2001	Mount Union (14-0)	Larry Kehres	30-27	Bridgewater (Va.)	Salem, Va.	7,992	59,008
2002	Mount Union (14-0)	Larry Kehres	48- 7	Trinity (Tex.)	Salem, Va.	4,389	53,431

Regional Championship Results

EAST (KNUTE ROCKNE BOWL)

Year	Champion	Coach	Score	Runner-Up	Site	Attendance
1969	Randolph-Macon	Ted Keller	47-28	Bridgeport	Bridgeport, Conn.	—
1970	Montclair St.	Clary Anderson	7- 6	Hampden-Sydney	Atlantic City, N.J.	—
1971	Bridgeport	Ed Farrell	17-12	Hampden-Sydney	Atlantic City, N.J.	—
1972	Bridgeport	Ed Farrell	27-22	Slippery Rock	Atlantic City, N.J.	—

WEST (AMOS ALONZO STAGG BOWL)

1969	Wittenberg	Dave Maurer	27-21	William Jewell	Springfield, Ohio	—
1970	Capital	Gene Slaughter	34-21	Luther	Columbus, Ohio	—
1971	Vacated		20-10	Ohio Wesleyan	Phenix City, Ala.	—
1972	Heidelberg	Pete Riesen	28-16	Fort Valley St.	Phenix City, Ala.	—

Individual Records

GAME

NET YARDS RUSHING
389—Ricky Gales, Simpson (35) vs. St. John's (Minn.) (42), 11-18-89.

RUSHES ATTEMPTED
51—Ricky Gales, Simpson (35) vs. St. John's (Minn.) (42), 11-18-89.

TOUCHDOWNS BY RUSHING
5—Jeff Norman, St. John's (Minn.) (46) vs. Augustana (Ill.) (7), 11-20-76; Mike Coppa, Salisbury (44) vs. Ithaca (40), 12-6-86; Paul Parker, Ithaca (62) vs. Ferrum (28), 12-3-88; Kevin Hofacre, Dayton (35) vs. John Carroll (10), 11-18-89; Casey Donaldson, Wittenberg (32) vs. Hanover (21), 11-25-2000; David Russell, Linfield (52) vs. Wartburg (15), 11-30-2002; Dan Pugh, Mount Union (57) vs. John Carroll (19), 12-14-2002.

NET YARDS PASSING
584—Bill Borchert, Mount Union (52) vs. Hanover (18), 11-18-95.

PASSES ATTEMPTED
67—Vic Ameye, Widener (27) vs. Lycoming (31), 11-18-95; Terry Peebles, Hanover (18) vs. Mount Union (52), 11-18-95.

PASSES COMPLETED
42—Eric Bruns, Hanover (21) vs. Wittenberg (32), 11-25-00.

PASSES INTERCEPTED
7—Rick Steil, Dubuque (7) vs. Ithaca (27), 11-17-79; Brian Dawson, Wash. & Jeff. (42) vs. Bridgewater (Va.) (59), 11-18-00.

TOUCHDOWN PASSES
8—Jim Ballard, Mount Union (56) vs. St. John's (Minn.) (8), 12-4-93.

COMPLETION PERCENTAGE (Min. 10 Attempts)
.900—Robb Disbennett, Salisbury (16) vs. Carnegie Mellon (14), 11-19-83 (18 of 20).

NET YARDS RUSHING AND PASSING
595—Bill Borchert, Mount Union (52) vs. Hanover (18), 11-18-95 (11 rushing, 584 passing).

RUSHING AND PASSING PLAYS
77—Terry Peebles, Hanover (18) vs. Mount Union (52), 11-18-95 (10 rushing, 67 passing).

PUNTING AVERAGE (Min. 3 Punts)
48.6—Phil Macken, Minn.-Morris (25) vs. Carnegie Mellon (31), 11-17-79 (7 for 340).

PUNTS
14—Tim Flynn, Gettysburg (14) vs. Lycoming (10), 11-23-85.

RECEPTIONS
17—Jeff Clay, Catholic (33) vs. Trinity (Tex.) (44), 11-22-97; Adam Marino, Mount Union (70) vs. Widener (30), 12-9-00.

NET YARDS RECEIVING
265—Todd Zufra, Mount Union (52) vs. Hanover (18), 11-18-95 (16 catches).

TOUCHDOWN RECEPTIONS
4—Kirk Liesimer, Ill. Wesleyan (27) vs. Mount Union (49), 11-28-92; Rob Atwood, Mount Union (56) vs. St. John's (Minn.) (8), 12-4-93; Mike Coleman, Widener (61) vs. Springfield (27), 12-2-00.

INTERCEPTIONS
3—John Bertino, Ithaca (27) vs. Dubuque (7), 11-17-79; Troy Westerman, Augustana (Ill.) (23) vs. Union (N.Y.) (6), 11-24-84; Mike Gray, Augustana (Ill.) (23) vs. Union (N.Y.) (6), 11-24-84; Rich Samuelson, Union (N.Y.) (17) vs. Ithaca (24) (ot), 11-22-86; Mike Gray, Augustana (Ill.) (31) vs. Salisbury (3), 12-13-86; Tom Knapp, Ithaca (39) vs. Central (Iowa) (24), 12-10-88; Bill Luette, Rowan (37) vs. Wm. Paterson (0), 11-27-93; David Lefere, Albion (19) vs. St. John's (Minn.) (16), 12-3-94; Arnell Palmer, Rowan (28) vs. Wash. & Jeff. (15), 12-2-95; Logan Ramirez, Trinity (Tex.) (40) vs. Hardin-Simmons (33), 12-4-99; Jeff Thomas, Redlands (24) vs. St. John's (Minn.) (31), 11-23-2002.

YARDS GAINED ON INTERCEPTION RETURNS
158—Beau LaBore, St. John's (Minn.) (23) vs. Wis.-Stevens Point (10), 11-20-99 (2 interceptions).

YARDS GAINED ON PUNT RETURNS
159—Blake Elliott, St. John's (Minn.) (9) vs. Wis.-Stevens Point (7), 11-24-01 (3 returns).

YARDS GAINED ON KICKOFF RETURNS
197—Jeremy Unertl, Wis.-La Crosse (17) vs. Central (Iowa) (38), 11-20-99 (7 returns).

POINTS
36—Mike Coppa, Salisbury (44) vs. Ithaca (40), 12-6-86.

TOUCHDOWNS
6—Mike Coppa, Salisbury (44) vs. Ithaca (40), 12-6-86.

EXTRA POINTS
10—Rodney Chenos, Mount Union (70) vs. Widener (30), 12-9-00.

TOURNAMENT

NET YARDS RUSHING
998—Chuck Moore, Mount Union, 2001 (146 vs. Augustana [Ill.], 346 vs. Wittenberg, 233 vs. St. John's [Minn.], 273 vs. Bridgewater [Va.]).

RUSHES ATTEMPTED
155—Dan Pugh, Mount Union, 2002 (36 vs. Wheaton [Ill.], 25 vs. Wabash, 45 vs. John Carroll, 49 vs. Trinity [Tex.])

NET YARDS PASSING
1,402—Bill Borchert, Mount Union, 1997 (317 vs. Allegheny, 278 vs. John Carroll, 396 vs. Simpson, 411 vs. Lycoming).

PASSES ATTEMPTED
159—Ross Denne, St. John's (Minn.), 2002 (42 vs. Redlands, 35 vs. Coe, 39 vs. Linfield, 43 vs. Trinity [Tex.]).

PASSES COMPLETED
99—Gary Smeck, Mount Union, 1998 (30 vs. Albion, 29 vs. Wittenberg, 21 vs. Trinity [Tex.], 19 vs. Rowan).

PASSES INTERCEPTED
9—Rollie Wiebers, Buena Vista, 1976 (4 vs. Carroll [Wis.], 5 vs. St. John's [Minn.]).

TOUCHDOWN PASSES
17—Jim Ballard, Mount Union, 1993 (5 vs. Allegheny, 1 vs. Albion, 8 vs. St. John's [Minn.], 3 vs. Rowan); Bill Borchert, Mount Union, 1996 (4 vs. Allegheny, 3 vs. Ill. Wesleyan, 3 vs. Wis.-La Crosse, 7 vs. Rowan).

COMPLETION PERCENTAGE (Min. 2 Games)
.696—Gary Smeck, Mount Union, 2000, 80 of 115 (24-34 vs. Ohio Northern, 14-24 vs. Wittenberg, 23-30 vs. Widener, 19-27 vs. St. John's [Minn.]).

RECEPTIONS
41—Blake Elliott, St. John's (Minn.), 2002 (9 vs. Redlands, 8 vs. Coe, 9 vs. Linfield, 15 vs. Trinity [Tex.]).

NET YARDS RECEIVING
599—Nick Ismailoff, Ithaca, 1991 (179 vs. Rowan, 122 vs. Union [N.Y.], 105 vs. Susquehanna, 193 vs. Dayton).

TOUCHDOWN RECEPTIONS
8—Mike Coleman, Widener, 2000 (2 vs. Union [N.Y.], 0 vs. Hobart, 4 vs. Springfield, 2 vs. Mount Union).

POINTS
92—Dan Pugh, Mount Union, 2002 (24 vs. Wheaton [Ill.], 12 vs. Wabash, 30 vs. John Carroll, 26 vs. Trinity [Tex.]).

TOUCHDOWNS
15—Dan Pugh, Mount Union, 2002 (4 vs. Wheaton [Ill.], 2 vs. Wabash, 5 vs. John Carroll, 4 vs. Trinity [Tex.]).

LONGEST PLAYS

RUSH
95—Chuck Moore, Mount Union (30) vs. Bridgewater (Va.) (27), 12-15-01, TD.

PASS (INCLUDING RUN)
96—Mark Blom to Tom McDonald, Central (Iowa) (37) vs. Buena Vista (0), 11-22-86, TD.

FIELD GOAL
52—Rod Vesling, St. Lawrence (43) vs. Wagner (34), 11-20-82.

PUNT
79—Tom Hansen, Ithaca (3) vs. Wittenberg (6), 11-18-78.

PUNT RETURN
89—Blake Elliott, St. John's (Minn.) (9) vs. Wis.-Stevens Point (7), 11-24-2001, TD.

KICKOFF RETURN
100—Tom Deery, Widener (23) vs. Montclair St. (12), 11-30-81, TD.

INTERCEPTION RETURN
100—Jay Zunic, Ithaca (31) vs. Rowan (10), 11-23-91, TD; Seth Berghoff, Pacific Lutheran (41) vs. Bethel (Minn.) (13), 11-18-2000, TD.

FUMBLE RETURN
97—Liam Stull, John Carroll (27) vs. Hobart (7), 11-23-2002, TD.

Team Records

GAME

FIRST DOWNS
40—Mount Union (52) vs. Hanover (18), 11-18-95.

FIRST DOWNS BY RUSHING
30—Central (Iowa) (71) vs. Occidental (0), 12-7-85.

FIRST DOWNS BY PASSING
34—Mount Union (52) vs. Hanover (18), 11-18-95.

NET YARDS RUSHING
530—St. John's (Minn.) (46) vs. Augustana (Ill.) (7), 11-20-76.

RUSHES ATTEMPTED
83—Baldwin-Wallace (31) vs. Carnegie Mellon (6), 11-25-78; Augustana (Ill.) (33) vs. Mount Union (42), 11-27-99.

NET YARDS PASSING
614—Mount Union (52) vs. Hanover (18), 11-18-95.

PASSES ATTEMPTED
67—Hanover (18) vs. Mount Union (52), 11-18-95; Widener (27) vs. Lycoming (31), 11-18-95.

PASSES COMPLETED
42—Hanover (21) vs. Wittenberg (32), 11-25-2000.

PASSES INTERCEPTED
9—Dubuque (7) vs. Ithaca (27), 11-17-79.

COMPLETION PERCENTAGE (Min. 10 Attempts)
.857—Salisbury (16) vs. Carnegie Mellon (14), 11-19-83 (18 of 21).

NET YARDS RUSHING AND PASSING
773—Mount Union (52) vs. Hanover (18), 11-18-95 (159 rushing, 614 passing).

RUSHING AND PASSING PLAYS
101—Union (N.Y.) (45) vs. Montclair St. (6), 11-25-89 (63 rushing, 38 passing).

PUNTING AVERAGE
48.6—Minn.-Morris (25) vs. Carnegie Mellon (31), 11-17-79 (7 for 340).

PUNTS
14—Gettysburg (14) vs. Lycoming (10), 11-23-85.

YARDS GAINED ON PUNT RETURNS
140—John Carroll (30) vs. Hanover (20), 11-22-97.

YARDS GAINED ON KICKOFF RETURNS
234—Ithaca (40) vs. Salisbury (44), 12-6-86.

YARDS GAINED ON INTERCEPTION RETURNS
176—Augustana (Ill.) (14) vs. St. Lawrence (0), 11-27-82.

YARDS PENALIZED
166—Ferrum (49) vs. Moravian (28), 11-26-88.

FUMBLES LOST
6—Albright (7) vs. St. Lawrence (26), 11-20-76; St. John's (Minn.) (7) vs. Dayton (19), 12-7-91.

POINTS
75—St. John's (Minn.) vs. Coe (2), 11-23-91.

TOURNAMENT

FIRST DOWNS
118—Trinity (Tex.), 2002 (19 vs. Mary Hardin-Baylor, 33 vs. Wash. & Jeff., 28 vs. Bridgewater [Va.], 27 vs. St. John's [Minn.], 11 vs. Mount Union).

NET YARDS RUSHING
1,377—Ithaca, 1988 (251 vs. Wagner, 293 vs. Cortland St., 425 vs. Ferrum, 408 vs. Central [Iowa]).

NET YARDS PASSING
1,445—Trinity (Tex.), 2002 (414 vs. Mary Hardin-Baylor, 293 vs. Wash. & Jeff., 481 vs. Bridgewater [Va.], 171 vs. St. John's [Minn.], 86 vs. Mount Union).

NET YARDS RUSHING AND PASSING
2,470—Mount Union, 1997 (528 vs. Allegheny, 601 vs. John Carroll, 644 vs. Simpson, 697 vs. Lycoming).

PASSES ATTEMPTED
161—St. John's (Minn.), 2002 (43 vs. Redlands, 36 vs. Coe, 39 vs. Linfield, 43 vs. Trinity [Tex.]).

PASSES COMPLETED
99—Mount Union, 1998 (30 vs. Albion, 29 vs. Wittenberg, 21 vs. Trinity [Tex.], 19 vs. Rowan).

PASSES INTERCEPTED
11—Hofstra, 1990 (5 vs. Cortland St., 3 vs. Col. of New Jersey, 3 vs. Lycoming).

PUNTS
35—St. John's (Minn.), 2000 (6 vs. Wis.-Stout, 4 vs. Pacific Lutheran, 10 vs. Central [Iowa], 6 vs. Hardin-Simmons, 9 vs. Mount Union).

YARDS PENALIZED
331—Wagner, 1987 (61 vs. Rochester, 80 vs. Fordham, 87 vs. Emory & Henry, 103 vs. Dayton).

FUMBLES LOST
10—Wittenberg, 1978 (4 vs. Ithaca, 2 vs. Minn.-Morris, 4 vs. Baldwin-Wallace); Rowan, 1995 (2 vs. Buffalo St., 4 vs. Union [N.Y.], 2 vs. Wash. & Jeff., 2 vs. Wis.-La Crosse).

POINTS
208—Mount Union, 1997 (34 vs. Allegheny, 59 vs. John Carroll, 54 vs. Simpson, 61 vs. Lycoming).

Championship Game Records

INDIVIDUAL

NET YARDS RUSHING
273—Chuck Moore, Mount Union (30) vs. Bridgewater (Va.) (27), 2001 (34 rushes).

RUSHES ATTEMPTED
49—Dan Pugh, Mount Union (48) vs. Trinity (Tex.) (7), 2002 (253 yards).

TOUCHDOWNS BY RUSHING
4—Lloyd Ball, Wittenberg (41) vs. Juniata (0), 1973; Dan Pugh, Mount Union (48) vs. Trinity (Tex.) (7), 2002.

RUSHING AVERAGE (Min. 10 Rushes)
10.8—Jyi Peterson, Rowan (24) vs. Mount Union (56), 1996 (15 for 162).

NET YARDS PASSING
505—Bill Borchert, Mount Union (56) vs. Rowan (24), 1996 (26 of 38).

PASSES ATTEMPTED
47—David Harvey, Wabash (36) vs. Widener (39), 1977 (24 completions).

PASSES COMPLETED
28—Jim Ballard, Mount Union (34) vs. Rowan (24), 1993 (45 attempts).

PASSES HAD INTERCEPTED
5—Dan Dullea, Towson (28) vs. St. John's (Minn.) (31), 1976.

TOUCHDOWN PASSES
7—Bill Borchert, Mount Union (56) vs. Rowan (24), 1996.

COMPLETION PERCENTAGE (Min. 10 Attempts)
.704—Gary Smeck, Mount Union (10) vs. St. John's (Minn.) (7), 2000 (19 of 27).

NET YARDS RUSHING AND PASSING
532—Bill Borchert, Mount Union (56) vs. Rowan (24), 1996 (27 rushing, 505 passing).

RUSHING AND PASSING PLAYS
56—David Harvey, Wabash (36) vs. Widener (39), 1977 (9 rushing, 47 passing).

PUNTS
9—By 6 players. Most recent: Charlie Carr, St. John's (Minn.) (7) vs. Mount Union (10), 2000.

PUNTING AVERAGE
46.4—Gary Sitler, Wittenberg (28) vs. Ithaca (0), 1975 (7 for 325).

RECEPTIONS
13—Taman Bryant, Rowan (13) vs. Pacific Lutheran (42), 1999 (141 yards).

NET RECEIVING YARDS
211—Kevin Knestrick, Mount Union (56) vs. Rowan (24), 1996 (7 receptions).

TOUCHDOWN RECEPTIONS
2—By 13 players. Most recent: Derrick Leach, Mount Union (48) vs. Trinity (Tex.) (7), 2002.

INTERCEPTIONS
3—Mike Gray, Augustana (Ill.) (31) vs. Salisbury (3), 1986; Tom Knapp, Ithaca (39) vs. Central (Iowa) (24), 1988.

YARDS GAINED ON INTERCEPTION RETURNS
54—Mike Gray, Augustana (Ill.) (31) vs. Salisbury (3), 1986 (3 interceptions).

PUNT RETURNS
6—Steve Warrington, Widener (39) vs. Wabash (36), 1977.

YARDS GAINED ON PUNT RETURNS
79—Tom Deery, Widener (17) vs. Dayton (10), 1981 (2 returns).

PUNT RETURN AVERAGE (Min. 3 Returns)
25.7—Dan Pugh, Mount Union (30) vs. Bridgewater (Va.) (27), 2001 (3 for 77).

KICKOFF RETURNS
7—Terry Jarvie, Ithaca (0) vs. Dayton (63), 1980.

YARDS GAINED ON KICKOFF RETURNS
145—Terrick Grace, Rowan (24) vs. Mount Union (56), 1996 (5 returns).

KICKOFF RETURN AVERAGE (Min. 2 Returns)
31.5—Chuck Moore, Mount Union (30) vs. Bridgewater (Va.) (27), 2001 (2 for 63).

POINTS
26—Dan Pugh, Mount Union (48) vs. Trinity (Tex.) (7), 2002.

TOUCHDOWNS
4—Lloyd Ball, Wittenberg (41) vs. Juniata (0), 1973; Dan Pugh, Mount Union (48) vs. Trinity (Tex.) (7), 2002.

EXTRA POINTS
8—Bill Andrea, Mount Union (56) vs. Rowan (24), 1996 (8 attempted).

EXTRA POINTS ATTEMPTED
9—Bill Andrea, Mount Union (61) vs. Lycoming (12), 1997 (7 made).

FIELD GOALS
2—Frank Markowick, Ithaca (8) vs. Central (Iowa) (10), 1974; Matt Schulte, Central (Iowa) (12) vs. Augustana (Ill.) (21), 1984; Brad Burns, Dayton (20) vs. Ithaca (34), 1991.

FIELD GOALS ATTEMPTED
3—Frank Markowick, Ithaca (8) vs. Central (Iowa) (10), 1974 (2 made); Tim Robinson, Baldwin-Wallace (24) vs. Wittenberg (10), 1978 (1 made); Scott Goodwin, Union (N.Y.) (7) vs. Dayton (17), 1989 (0 made).

LONGEST PLAYS

RUSH
95—Chuck Moore, Mount Union (30) vs. Bridgewater (Va.) (27), 2001, TD.

PASS (INCLUDING RUN)
85—Craig Kusick to Jeremy Earp, Wis.-La Crosse (36) vs. Rowan (7), 1995, TD.

PUNT RETURN
76—Tom Deery, Widener (17) vs. Dayton (10), 1981, TD.

KICKOFF RETURN
84—Mike Scott, Ithaca (39) vs. Central (Iowa) (24), 1988, TD.

INTERCEPTION RETURN
44—Jason Perkins, Mount Union (30) vs. Bridgewater (Va.) (27), 2001, TD.

FIELD GOAL
47—Mike Pignatiello, Dayton (10) vs. Widener (17), 1981.

FIELD GOAL ATTEMPTED
48—Mike Street, Central (Iowa) (10) vs. Ithaca (8), 1974.

PUNT
77—Brad Burns, Dayton (20) vs. Ithaca (34), 1991.

TEAM

FIRST DOWNS
33—Mount Union (61) vs. Lycoming (12), 1997.

FIRST DOWNS, BOTH TEAMS
48—Mount Union (30) [56] vs. Rowan (18) [24], 1996.

FIRST DOWNS BY RUSHING
21—Augustana (Ill.) (31) vs. Salisbury (3), 1986.

FIRST DOWNS BY RUSHING, BOTH TEAMS
28—Augustana (Ill.) (21) [31] vs. Salisbury (7) [3], 1986.

FIRST DOWNS BY PASSING
20—Mount Union (56) vs. Rowan (24), 1996.

FIRST DOWNS BY PASSING, BOTH TEAMS
29—Mount Union (18) [34] vs. Rowan (11) [24], 1993.

FIRST DOWNS BY PENALTY
5—Wabash (36) vs. Widener (39), 1977.

FIRST DOWNS BY PENALTY, BOTH TEAMS
5—Wabash (5) [36] vs. Widener (0) [39], 1977.

NET YARDS RUSHING
408—Ithaca (39) vs. Central (Iowa) (24), 1988.

NET YARDS RUSHING, BOTH TEAMS
464—Ithaca (408) [39] vs. Central (Iowa) (56) [24], 1988.

RUSHES ATTEMPTED
75—Augustana (Ill.) (31) vs. Salisbury (3), 1986.

RUSHES ATTEMPTED, BOTH TEAMS
113—Dayton (70) [63] vs. Ithaca (43) [0], 1980.

TOUCHDOWNS BY RUSHING
8—Dayton (63) vs. Ithaca (0), 1980.

TOUCHDOWNS BY RUSHING, BOTH TEAMS
8—Dayton (8) [63] vs. Ithaca (0) [0], 1980.

FEWEST NET YARDS RUSHING ALLOWED
Minus 63—Pacific Lutheran (42) vs. Rowan (13), 1999.

NET YARDS PASSING
505—Mount Union (56) vs. Rowan (24), 1996 (26 of 38).

NET YARDS PASSING, BOTH TEAMS
662—Mount Union (505) [56] vs. Rowan (157) [24], 1996.

PASSES ATTEMPTED
48—Wabash (36) vs. Widener (39), 1977.

PASSES ATTEMPTED, BOTH TEAMS
77—Mount Union (45) [34] vs. Rowan (32) [24], 1993.

PASSES COMPLETED
28—Mount Union (34) vs. Rowan (24), 1993.

PASSES COMPLETED, BOTH TEAMS
48—Mount Union (28) [34] vs. Rowan (20) [24], 1993.

PASSES HAD INTERCEPTED
5—Towson (28) vs. St. John's (Minn.) (31), 1976.

PASSES HAD INTERCEPTED, BOTH TEAMS
6—Towson (5) [28] vs. St. John's (Minn.) (1) [31], 1976; Salisbury (4) [3] vs. Augustana (Ill.) (2) [31], 1986; Mount Union (3) [10] vs. St. John's (Minn.) (3) [7], 2000.

TOUCHDOWN PASSES
7—Mount Union (56) vs. Rowan (24), 1996.

TOUCHDOWN PASSES, BOTH TEAMS
8—Mount Union (7) [56] vs. Rowan (1) [24], 1996; Mount Union (6) [61] vs. Lycoming (2) [12], 1997.

COMPLETION PERCENTAGE (Min. 10 Attempts)
.733—Ithaca (39) vs. Central (Iowa) (24), 1988 (11 of 15).

NET YARDS RUSHING AND PASSING
697—Mount Union (61) vs. Lycoming (12), 1997 (258 rushing, 439 passing).

NET YARDS RUSHING AND PASSING, BOTH TEAMS
1,105—Mount Union (682) [56] vs. Rowan (423) [24], 1996.

RUSHING AND PASSING PLAYS
91—Ithaca (34) vs. Dayton (20), 1991 (65 rushing, 26 passing).

RUSHING AND PASSING PLAYS, BOTH TEAMS
165—Widener (78) [39] vs. Wabash (87) [36], 1977.

PUNTING AVERAGE
47.8—Allegheny (21) vs. Lycoming (14) (ot), 1990 (5 for 239).

PUNTS
10—Lycoming (12) vs. Mount Union (61), 1997 (313 yards).

PUNT RETURN AVERAGE
39.5—Widener (17) vs. Dayton (10), 1981 (2 for 79).

YARDS GAINED ON PUNT RETURNS
104—Mount Union (30) vs. Bridgewater (Va.) (27), 2001 (4 returns).

PUNT RETURNS
7—Mount Union (10) vs. St. John's (Minn.) (7), 2000 (4 yards).

KICKOFF RETURN AVERAGE
31.7—Albion (38) vs. Wash. & Jeff. (15), 1994 (3 for 95).

YARDS GAINED ON KICKOFF RETURNS
213—Rowan (24) vs. Mount Union (56), 1996 (9 returns).

KICKOFF RETURNS
10—Ithaca (0) vs. Dayton (63), 1980 (159 yards).

YARDS GAINED ON INTERCEPTION RETURNS
89—Dayton (63) vs. Ithaca (0), 1980 (4 interceptions).

YARDS PENALIZED
113—Widener (39) vs. Wabash (36), 1977 (12 penalties).

YARDS PENALIZED, BOTH TEAMS
140—Widener (113) [39] vs. Wabash (27) [36], 1977 (15 penalties).

PENALTIES
12—Widener (39) vs. Wabash (36), 1977 (113 yards).

PENALTIES, BOTH TEAMS
15—Widener (12) [39] vs. Wabash (3) [36], 1977 (140 yards).

FUMBLES
6—Wittenberg (10) vs. Baldwin-Wallace (24), 1978 (4 lost); Dayton (10) vs. Widener (17), 1981 (3 lost); Widener (17) vs. Dayton (10), 1981 (2 lost).

FUMBLES, BOTH TEAMS
12—Dayton (6) [10] vs. Widener (6) [17], 1981 (5 lost).

FUMBLES LOST
4—Wittenberg (10) vs. Baldwin-Wallace (24), 1978 (6 fumbles); Wittenberg (10) vs. Ithaca (14), 1979 (4 fumbles).

FUMBLES LOST, BOTH TEAMS
5—Wittenberg (4) [10] vs. Ithaca (1) [14], 1979 (6 fumbles); Dayton (3) [10] vs. Widener (2) [17], 1981 (12 fumbles).

POINTS
63—Dayton vs. Ithaca (0), 1980.

POINTS, BOTH TEAMS
80—Mount Union (56) vs. Rowan (24), 1996.

TOUCHDOWNS
9—Dayton (63) vs. Ithaca (0), 1980; Mount Union (61) vs. Lycoming (12), 1997.

TOUCHDOWNS, BOTH TEAMS
11—Widener (6) [39] vs. Wabash (5) [36], 1977; Mount Union (8) [56] vs. Rowan (3) [24], 1996; Mount Union (9) [61] vs. Lycoming (2) [12], 1997.

FIELD GOALS
2—Ithaca (8) vs. Central (Iowa) (10), 1974; Central (Iowa) (12) vs. Augustana (Ill.) (21), 1984; Dayton (20) vs. Ithaca (34), 1991.

FIELD GOALS, BOTH TEAMS
3—Ithaca (2) [8] vs. Central (Iowa) (1) [10], 1974.

Won-Lost Records in Tournament Play

Team (Years Participated)	Yrs.	Won	Lost	Pct.	1st	2nd
Adrian (1983-88)	2	0	2	.000	0	0
Albany (N.Y.) (1977)	1	1	1	.500	0	0
Albion (1977-85-91-93-94-96-98)	7	5	6	.455	1	0
Albright (1975-76-96)	3	1	3	.250	0	0
Alfred (1981)	1	0	1	.000	0	0
Allegheny (1987-90-91-93-94-96-97)	7	5	6	.455	1	0
Alma (1999-2002)	2	0	2	.000	0	0
Anderson (Ind.) (1993)	1	0	1	.000	0	0
Augsburg (1997)	1	1	1	.500	0	0
Augustana (Ill.) (1976-81-82-83-84-85-86-87-88-89-90-94-99-2001)	14	21	10	.677	4	1
Aurora (1992-2000)	2	0	2	.000	0	0
Baldwin-Wallace (1978-79-80-82-91)	5	3	4	.429	1	0
Bethany (W.Va.) (1980)	1	0	1	.000	0	0
Bethel (Minn.) (2000-01)	2	0	2	.000	0	0
Bishop (1982)	1	1	1	.500	0	0
Bridgeport (1973)	1	0	1	.000	0	0
Bridgewater St. (1999-2000)	2	0	2	.000	0	0
Bridgewater (Va.) (2000-01-02)	3	5	3	.625	0	1
Brockport St. (2000-01-02)	3	2	3	.400	0	0
Buena Vista (1976-86)	2	1	2	.333	0	0
Buffalo St. (1992-93-94-95-96-98-99)	7	2	7	.222	0	0
C.W. Post (1976)	1	0	1	.000	0	0
Capital (1987)	1	0	1	.000	0	0
Carleton (1992)	1	0	1	.000	0	0
Carnegie Mellon (1978-79-83-85-90)	5	2	5	.286	0	0

Team (Years Participated)	Yrs.	Won	Lost	Pct.	1st	2nd
Carroll (Wis.) (1976)	1	0	1	.000	0	0
Catholic (1997-98-99)	3	0	3	.000	0	0
Central (Iowa) (1974-77-84-85-86-87-88-89-90-92-94-95-98-99-2000-01)	16	19	15	.559	1	2
Chris. Newport (2001-02)	2	0	2	.000	0	0
Coast Guard (1996-97)	2	0	2	.000	0	0
Coe (1985-91-93-2002)	4	1	4	.200	0	0
Colorado Col. (1975)	1	0	1	.000	0	0
Concordia-M'head (1986-88-95-97)	4	2	4	.667	0	0
Cortland St. (1988-89-90-97)	4	1	4	.200	0	0
Dayton (1978-80-81-84-86-87-88-89-90-91-92)	11	16	9	.640	2	3
Defiance (2001)	1	0	1	.000	0	0
Denison (1985)	1	0	1	.000	0	0
Dickinson (1989-91-94)	3	0	3	.000	0	0
Dubuque (1979-80)	2	0	2	.000	0	0
Emory & Henry (1986-87-92-95-2000)	5	3	5	.375	0	0
Evansville (1974)	1	0	1	.000	0	0
Ferrum (1987-88-89-90)	4	4	4	.500	0	0
Fordham (1987)	1	1	1	.500	0	0
Fort Valley St. (1975)	1	0	1	.000	0	0
Frostburg St. (1993)	1	1	1	.500	0	0
Gettysburg (1985)	1	2	1	.667	0	0
Gust. Adolphus (1987)	1	0	1	.000	0	0
Hampden-Sydney (1977)	1	0	1	.000	0	0
Hanover (1995-97-99-2000-02)	5	1	5	.167	0	0
Hardin-Simmons (1999-2000-01)	3	4	3	.571	0	0
Hiram (1987)	1	0	1	.000	0	0
Hobart (2000-02)	2	1	2	.333	0	0
Hofstra (1983-86-87-88-89-90)	6	2	6	.250	0	0
Hope (1986-2000)	2	0	2	.000	0	0
Ill. Wesleyan (1992-96)	2	2	2	.500	0	0
Indianapolis (1975)	1	0	1	.000	0	0
Ithaca (1974-75-78-79-80-85-86-88-90-91-92-94-2001)	13	25	10	.714	3	4
John Carroll (1989-97-2002)	3	4	3	.571	0	0
Juniata (1973)	1	1	1	.500	0	1
King's (Pa.) (2002)	1	1	1	.500	0	0
La Verne (1994)	1	0	1	.000	0	0
Lake Forest (2002)	1	0	1	.000	0	0
Lawrence (1981)	1	1	1	.500	0	0
Linfield (2000-02)	2	1	2	.333	0	0
Lycoming (1985-89-90-91-92-95-96-97-98-99)	10	12	10	.545	0	2
MacMurray (2001-02)	2	0	2	.000	0	0
Mary Hardin-Baylor (2001-02)	2	0	2	.000	0	0
Mass.-Dartmouth (2002)	1	0	1	.000	0	0
Mass.-Lowell (1991)	1	0	1	.000	0	0
McDaniel (1997-98-99-2000-01)	5	2	5	.286	0	0
Menlo (1987)	1	0	1	.000	0	0
Merchant Marine (1994)	1	0	1	.000	0	0
Millersville (1979)	1	0	1	.000	0	0
Millikin (1989-98-2000)	3	1	3	.250	0	0
Millsaps (1975)	1	1	1	.500	0	0
Minn.-Morris (1977-78-79-80-81)	5	3	5	.375	0	0
Montclair St. (1981-85-86-89-99-2000-01)	7	6	7	.462	0	0
Moravian (1988-93)	2	1	2	.333	0	0
Mount Union (1985-86-90-92-93-94-95-96-97-98-99-2000-01-02)	14	37	7	.841	7	0
Muhlenberg (2002)	1	1	1	.500	0	0
Col. of New Jersey (1990-96-97-98)	4	3	4	.429	0	0
Occidental (1983-84-85)	3	1	3	.250	0	0
Ohio Northern (1999-2000)	2	3	2	.600	0	0
Pacific Lutheran (1998-99-2000-01)	4	8	3	.727	1	0
Plymouth St. (1984-94-95)	3	1	3	.250	0	0
Randolph-Macon (1984)	1	0	1	.000	0	0
Redlands (1990-92-2002)	3	0	3	.000	0	0
Rensselaer (1999-2001)	2	0	2	.000	0	0
Rhodes (1988)	1	0	1	.000	0	0
Rochester (1987)	1	0	1	.000	0	0
Rowan (1991-92-93-95-96-97-98-99-2001-02)	10	23	10	.697	0	5
St. John's (Minn.) (1976-77-85-87-89-91-93-94-96-98-99-2000-01-02)	14	26	13	.667	1	1
St. Lawrence (1976-78-82)	3	2	3	.400	0	0
St. Norbert (1989-99-2000-01)	4	0	4	.000	0	0
St. Olaf (1978)	1	0	1	.000	0	0
St. Thomas (Minn.) (1990)	1	1	1	.500	0	0
Salisbury (1983-85-86-2002)	4	5	4	.556	0	1
San Diego (1973)	1	0	1	.000	0	0
Simpson (1988-89-91-96-97)	5	2	5	.286	0	0
Slippery Rock (1974)	1	0	1	.000	0	0
Springfield (1998-2000)	2	2	2	.500	0	0
Susquehanna (1986-91)	2	3	2	.600	0	0
Thomas More (1992-2001)	2	1	2	.333	0	0
Towson (1976)	1	2	1	.667	0	1
Trinity (Tex.) (1994-97-98-99-2000-01-02)	7	12	7	.632	0	1
Union (N.Y.) (1983-84-85-86-89-91-93-95-2000)	9	8	9	.471	0	2
Ursinus (1996-99)	2	1	2	.333	0	0
Wabash (1977-2002)	2	4	2	.667	0	1

Team (Years Participated)	Yrs.	Won	Lost	Pct.	1st	2nd
Wagner (1980-82-87-88)	4	4	3	.571	1	0
Wartburg (1982-93-94-99-2002)	5	2	5	.286	0	0
Washington (Mo.) (1999)	1	0	1	.000	0	0
Wash. & Jeff. (1984-86-87-89-90-91-92-93-94-95-96-99-2000-01-02)	15	16	15	.516	0	2
Wesley (2000)	1	0	1	.000	0	0
West Ga. (1981-82)	2	3	1	.750	1	0
Western Conn. St. (1985-99-2001)	3	1	3	.250	0	0
Westfield St. (2001)	1	0	1	.000	0	0
Wheaton (Ill.) (1995-2002)	2	2	2	.500	0	0
Whitworth (2001)	1	0	1	.000	0	0
Widener (1975-77-79-80-81-82-88-94-95-2000-01)	11	15	9	.625	2	0
Wilkes (1993)	1	0	1	.000	0	0
Wm. Paterson (1993)	1	1	1	.500	0	0
Willamette (1999)	1	0	1	.000	0	0
Wis.-Eau Claire (1998)	1	2	1	.667	0	0
Wis.-La Crosse (1983-91-92-93-95-96-99-2002)	8	13	6	.684	2	0
Wis.-River Falls (1995-96)	2	1	2	.333	0	0
Wis.-Stevens Point (1986-99-2001)	3	1	3	.250	0	0
Wis.-Stout (2000)	1	0	1	.000	0	0
Wis.-Whitewater (1988-90-97)	3	1	3	.250	0	0
Wittenberg (1973-75-78-79-88-95-98-99-2000-01-02)	11	17	9	.654	2	2
WPI (1992)	1	0	1	.000	0	0

All-Time Results

1973 Semifinals: Juniata 35, Bridgeport 14; Wittenberg 21, San Diego 14. **Championship:** Wittenberg 41, Juniata 0.

1974 Semifinals: Central (Iowa) 17, Evansville 16; Ithaca 27, Slippery Rock 14. **Championship:** Central (Iowa) 10, Ithaca 8.

1975 First Round: Widener 14, Albright 6; Ithaca 41, Fort Valley St. 12; Wittenberg 17, Indianapolis 13; Millsaps 28, Colorado Col. 21. **Semifinals:** Ithaca 23, Widener 14; Wittenberg 55, Millsaps 22. **Championship:** Wittenberg 28, Ithaca 0.

1976 First Round: St. John's (Minn.) 46, Augustana (Ill.) 7; Buena Vista 20, Carroll (Wis.) 14 (ot); St. Lawrence 26, Albright 7; Towson 14, C.W. Post 10. **Semifinals:** St. John's (Minn.) 61, Buena Vista 0; Towson 38, St. Lawrence 36. **Championship:** St. John's (Minn.) 31, Towson 28.

1977 First Round: Minn.-Morris 13, Albion 10; Wabash 20, St. John's (Minn.) 9; Widener 19, Central (Iowa) 0; Albany (N.Y.) 51, Hampden-Sydney 45. **Semifinals:** Wabash 37, Minn.-Morris 21; Widener 33, Albany (N.Y.) 15. **Championship:** Widener 39, 36.

1978 First Round: Minn.-Morris 23, St. Olaf 10; Wittenberg 6, Ithaca 3; Carnegie Mellon 24, Dayton 21; Baldwin-Wallace 71, St. Lawrence 7. **Semifinals:** Wittenberg 35, Minn.-Morris 14; Baldwin-Wallace 31, Carnegie Mellon 6. **Championship:** Baldwin-Wallace 24, Wittenberg 10.

1979 First Round: Wittenberg 21, Millersville 14; Widener 29, Baldwin-Wallace 8; Carnegie Mellon 31, Minn.-Morris 25; Ithaca 27, Dubuque 7. **Semifinals:** Wittenberg 17, Widener 14; Ithaca 15, Carnegie Mellon 6. **Championship:** Ithaca 14, Wittenberg 10.

1980 First Round: Ithaca 41, Wagner 13; Minn.-Morris 41, Dubuque 35; Dayton 34, Baldwin-Wallace 0; Widener 43, Bethany (W.Va.) 12. **Semifinals:** Ithaca 36, Minn.-Morris 0; Dayton 28, Widener 24. **Championship:** Dayton 63, Ithaca 0.

1981 First Round: Dayton 19, Augustana (Ill.) 7; Lawrence 21, Minn.-Morris 14 (ot); Montclair St. 13, Alfred 12; Widener 10, West Ga. 3. **Semifinals:** Dayton 38, Lawrence 0; Widener 23, Montclair St. 12. **Championship:** Widener 17, Dayton 10.

1982 First Round: Augustana (Ill.) 28, Baldwin-Wallace 22; St. Lawrence 43, Wagner 34; Bishop 32, Wartburg 7; West Ga. 31, Widener 24 (3 ot). **Semifinals:** Augustana (Ill.) 14, St. Lawrence 0; West Ga. 27, Bishop 6. **Championship:** West Ga. 14, Augustana (Ill.) 0.

1983 First Round: Union (N.Y.) 51, Hofstra 19; Salisbury 16, Carnegie Mellon 14; Augustana (Ill.) 22, Adrian 21; Wis.-La Crosse 43, Occidental 42. **Semifinals:** Union (N.Y.) 23, Salisbury 21; Augustana (Ill.) 21, Wis.-La Crosse 15. **Championship:** Augustana (Ill.) 21, Union (N.Y.) 17.

1984 First Round: Union (N.Y.) 26, Plymouth St. 14; Augustana (Ill.) 14, Dayton 13; Wash. & Jeff. 22, Randolph-Macon 21; Central (Iowa) 23, Occidental 22. **Semifinals:** Augustana (Ill.) 23, Union (N.Y.) 6; Central (Iowa) 20, Wash. & Jeff. 0. **Championship:** Augustana (Ill.) 21, Central (Iowa) 12.

1985 First Round: Ithaca 13, Union (N.Y.) 12; Montclair St. 28, Western Conn. St. 0; Salisbury 35, Carnegie Mellon 22; Gettysburg 14, Lycoming 10; Augustana (Ill.) 26, Albion 10; Mount Union 35, Denison 3; Central (Iowa) 27, Coe 7; Occidental 28, St. John's (Minn.) 10. **Quarterfinals:** Ithaca 50, Montclair St. 28; Gettysburg 22, Salisbury 6; Augustana (Ill.) 21, Mount Union 14; Central (Iowa) 71, Occidental 0. **Semifinals:** Ithaca 34, Gettysburg 0; Augustana (Ill.) 14, Central (Iowa) 7. **Championship:** Augustana (Ill.) 20, Ithaca 7.

1986 First Round: Ithaca 24, Union (N.Y.) 17 (ot); Montclair St. 24, Hofstra 21; Susquehanna 28, Wash. & Jeff. 20; Salisbury 34, Emory & Henry 20; Mount Union 42, Dayton 36; Augustana (Ill.) 34, Hope 10; Central (Iowa) 37, Buena Vista 0; Concordia-M'head 24, Wis.-Stevens Point 15. **Quarterfinals:** Ithaca 29, Montclair St. 15; Salisbury 31, Susquehanna 17; Augustana (Ill.) 16, Mount Union 7; Concordia-M'head 17, Central (Iowa) 14. **Semifinals:** Salisbury 44, Ithaca 40; Augustana (Ill.) 41, Concordia-M'head 7. **Championship:** Augustana (Ill.) 31, Salisbury 3.

1987 First Round: Wagner 38, Rochester 14; Fordham 41, Hofstra 6; Wash. & Jeff. 23, Allegheny 17 (ot); Emory & Henry 49, Ferrum 7; Dayton 52, Capital

28; Augustana (Ill.) 53, Hiram 0; St. John's (Minn.) 7, Gust. Adolphus 3; Central (Iowa) 17, Menlo 0. **Quarterfinals:** Wagner 21, Fordham 0; Emory & Henry 23, Wash. & Jeff. 16; Dayton 38, Augustana (Ill.) 36; Central (Iowa) 13, St. John's (Minn.) 3. **Semifinals:** Wagner 20, Emory & Henry 15; Dayton 34, Central (Iowa) 0. **Championship:** Wagner 19, Dayton 3.

1988 Regionals: Cortland St. 32, Hofstra 27; Ithaca 34, Wagner 31 (ot); Ferrum 34, Rhodes 10; Moravian 17, Widener 7; Wittenberg 35, Dayton 28 (ot); Augustana (Ill.) 25, Adrian 7; Central (Iowa) 7, Concordia-M'head 0; Wis.-Whitewater 29, Simpson 27. **Quarterfinals:** Ithaca 24, Cortland St. 17; Ferrum 49, Moravian 28; Augustana (Ill.) 28, Wittenberg 14; Central (Iowa) 16, Wis.-Whitewater 13. **Semifinals:** Ithaca 62, Ferrum 28; Central (Iowa) 23, Augustana (Ill.) 17 (2 ot). **Championship:** Ithaca 39, Central (Iowa) 24.

1989 Regionals: Union (N.Y.) 42, Cortland St. 14; Montclair St. 23, Hofstra 6; Lycoming 21, Dickinson 0; Ferrum 41, Wash. & Jeff. 7; Dayton 35, John Carroll 10; Millikin 21, Augustana (Ill.) 12; Central (Iowa) 55, St. Norbert 7; St. John's (Minn.) 42, Simpson 35. **Quarterfinals:** Union (N.Y.) 45, Montclair St. 6; Ferrum 49, Lycoming 24; Dayton 28, Millikin 16; St. John's (Minn.) 27, Central (Iowa) 24. **Semifinals:** Union (N.Y.) 37, Ferrum 21; Dayton 28, St. John's (Minn.) 0. **Championship:** Dayton 17, Union (N.Y.) 7.

1990 Regionals: Hofstra 35, Cortland St. 9; Col. of New Jersey 24, Ithaca 14; Wash. & Jeff. 10, Ferrum 7; Lycoming 17, Carnegie Mellon 7; Dayton 24, Augustana (Ill.) 14; Allegheny 26, Mount Union 15; St. Thomas (Minn.) 24, Wis.-Whitewater 23; Central (Iowa) 24, Redlands 14. **Quarterfinals:** Hofstra 38, Col. of New Jersey 3; Lycoming 24, Wash. & Jeff. 0; Allegheny 31, Dayton 23; Central (Iowa) 33, St. Thomas (Minn.) 32. **Semifinals:** Lycoming 20, Hofstra 10; Allegheny 24, Central (Iowa) 7. **Championship:** Allegheny 21, Lycoming 14 (ot).

1991 Regionals: St. John's (Minn.) 75, Coe 2; Wis.-La Crosse 28, Simpson 13; Allegheny 24, Albion 21 (ot); Dayton 27, Baldwin-Wallace 10; Ithaca 31, Rowan 10; Union (N.Y.) 55, Mass.-Lowell 16; Lycoming 18, Wash. & Jeff. 16; Susquehanna 21, Dickinson 20. **Quarterfinals:** St. John's (Minn.) 29, Wis.-La Crosse 10; Dayton 28, Allegheny 25 (ot); Ithaca 35, Union (N.Y.) 23; Susquehanna 31, Lycoming 24. **Semifinals:** Dayton 19, St. John's (Minn.) 7; Ithaca 49, Susquehanna 13. **Championship:** Ithaca 34, Dayton 20.

1992 Regionals: Mount Union 27, Dayton 10; Ill. Wesleyan 21, Aurora 12; Central (Iowa) 20, Carleton 8; Wis.-La Crosse 47, Redlands 26; Emory & Henry 17, Thomas More 0; Wash. & Jeff. 33, Lycoming 0; Rowan 41, WPI 14; Buffalo St. 28, Ithaca 26. **Quarterfinals:** Mount Union 49, Ill. Wesleyan 27; Wis.-La Crosse 34, Central (Iowa) 9; Wash. & Jeff. 51, Emory & Henry 15; Rowan 28, Buffalo St. 19. **Semifinals:** Wis.-La Crosse 29, Mount Union 24; Wash. & Jeff. 18, Rowan 13. **Championship:** Wis.-La Crosse 16, Wash. & Jeff. 12.

1993 Regionals: Mount Union 40, Allegheny 7; Albion 41, Anderson (Ind.) 21; Wis.-La Crosse 55, Wartburg 26; St. John's (Minn.) 32, Coe 14; Wash. & Jeff. 27, Moravian 7; Frostburg St. 26, Wilkes 25; Rowan 29, Buffalo St. 6; Wm. Paterson 17, Union (N.Y.) 7. **Quarterfinals:** Mount Union 30, Albion 16; St. John's (Minn.) 47, Wis.-La Crosse 25; Wash. & Jeff. 28, Frostburg St. 7; Rowan 37, Wm. Paterson 0. **Semifinals:** Mount Union 56, St. John's (Minn.) 8; Rowan 23, Wash. & Jeff. 16. **Championship:** Mount Union 34, Rowan 24.

1994 Regionals: Mount Union 28, Allegheny 19; Albion 28, Augustana (Ill.) 21; Wartburg 22, Central (Iowa) 21; St. John's (Minn.) 51, La Verne 12; Widener 14, Dickinson 0; Wash. & Jeff. 28, Trinity (Tex.) 0; Plymouth St. 19, Merchant Marine 18; Ithaca 10, Buffalo St. 7 (2 ot). **Quarterfinals:** Albion 34, Mount Union 33; St. John's (Minn.) 42, Wartburg 14; Wash. & Jeff. 37, Widener 21; Ithaca 22, Plymouth St. 7. **Semifinals:** Albion 19, St. John's (Minn.) 16; Wash. & Jeff. 23, Ithaca 19. **Championship:** Albion 38, Wash. & Jeff. 15.

1995 Regionals: Mount Union 52, Hanover 18; Wheaton (Ill.) 63, Wittenberg 41; Wis.-La Crosse 45, Concordia-M'head 7; Wis.-River Falls 10, Central (Iowa) 7; Wash. & Jeff. 35, Emory & Henry 16; Lycoming 31, Widener 27; Rowan 46, Buffalo St. 7; Union (N.Y.) 24, Plymouth St. 7. **Quarterfinals:** Mount Union 40, Wheaton (Ill.) 14; Wis.-La Crosse 28, Wis.-River Falls 14; Wash. & Jeff. 48, Lycoming 0; Rowan 38, Union (N.Y.) 7. **Semifinals:** Wis.-La Crosse 20, Mount Union 17; Rowan 28, Wash. & Jeff. 15. **Championship:** Wis.-La Crosse 36, Rowan 7.

1996 Regionals: Mount Union 31, Allegheny 26; Ill. Wesleyan 23, Albion 20; Wis.-La Crosse 44, Wis.-River Falls 0; St. John's (Minn.) 21, Simpson 18; Lycoming 31, Ursinus 24; Albright 31, Wash. & Jeff. 17; Rowan 21, Buffalo St. 20; Col. of New Jersey 17, Coast Guard 16. **Quarterfinals:** Mount Union 49, Ill. Wesleyan 14; Wis.-La Crosse 37, St. John's (Minn.) 30; Lycoming 31, Albright 13; Rowan 7, Col. of New Jersey 3. **Semifinals:** Mount Union 39, Wis.-La Crosse 21; Rowan 33, Lycoming 14. **Championship:** Mount Union 56, Rowan 24.

1997 First Round: Mount Union 34, Allegheny 30; John Carroll 30, Hanover 20; Simpson 34, Wis.-Whitewater 31; Augsburg 34, Concordia-M'head 22; Lycoming 27, McDaniel 13; Trinity (Tex.) 44, Catholic 33; Rowan 43, Coast Guard 0; Col. of New Jersey 34, Cortland St. 30. **Quarterfinals:** Mount Union 59, John Carroll 7; Simpson 61, Augsburg 21; Lycoming 46, Trinity (Tex.) 26; Rowan 13, Col. of New Jersey 7. **Semifinals:** Mount Union 54, Simpson 7; Lycoming 28, Rowan 20. **Championship:** Mount Union 61, Lycoming 12.

1998 First Round: Mount Union 21, Albion 19; Wittenberg 13, Millikin 10; Lycoming 49, Catholic 14; Trinity (Tex.) 30, McDaniel 20; Wis.-Eau Claire 28, Central (Iowa) 21; St. John's (Minn.) 33, Pacific Lutheran 20; Buffalo St. 38, Springfield 35; Rowan 26, Col. of New Jersey 2. **Quarterfinals:** Mount Union 21, Wittenberg 19; Trinity (Tex.) 37, Lycoming 21; Wis.-Eau Claire 10, St. John's (Minn.) 7; Rowan 19, Buffalo St. 17. **Semifinals:** Mount Union 34, Trinity (Tex.) 29; Rowan 22, Wis.-Eau Claire 19. **Championship:** Mount Union 44, Rowan 24.

1999 First Round: Augustana (Ill.) 39, St. Norbert 32; Ohio Northern 56, Hanover 14; Wittenberg 42, Alma 19; Montclair St. 37, Buffalo St. 34; Rowan 29, Rensselaer 10; Ursinus 43, Bridgewater St. 38; Pacific Lutheran 28, Willamette 24; Central (Iowa) 38, Wis.-La Crosse 17; St. John's (Minn.) 23, Wis.-Stevens Point 10; McDaniel 20, Catholic 16; Hardin-Simmons 28, Washington (Mo.) 21; Wash. & Jeff. 14, Lycoming 7. **Second Round:** Mount Union 42, Augustana (Ill.) 33; Ohio Northern 58, Wittenberg 24; Montclair St. 32, Western Conn. St. 24; Rowan 55, Ursinus 0; Pacific Lutheran 49, Wartburg 14; St. John's (Minn.) 10, Central (Iowa) 9; Trinity (Tex.) 20, McDaniel 16; Hardin-Simmons 51, Wash. & Jeff. 3. **Quarterfinals:** Mount Union 56, Ohio Northern 31; Rowan 42, Montclair St. 13; Pacific Lutheran 19, St. John's (Minn.) 9; Trinity (Tex.) 40, Hardin-Simmons 33. **Semifinals:** Rowan 24, Mount Union 17 (ot); Pacific Lutheran 49, Trinity (Tex.) 28. **Championship:** Pacific Lutheran 42, Rowan 13.

2000 First Round: Ohio Northern 47, Millikin 21; Hanover 20, Hope 3; Wittenberg 31, Aurora 20; Springfield 31, Montclair St. 29; Widener 33, Union (N.Y.) 26; Hobart 25, Bridgewater St. 0; Central (Iowa) 28, St. Norbert 14; Pacific Lutheran 41, Bethel (Minn.) 13; St. John's (Minn.) 26, Wis.-Stout 19; McDaniel 38, Emory & Henry 14; Trinity (Tex.) 21, Wesley 3; Bridgewater (Va.) 59, Wash. & Jeff. 42. **Second Round:** Mount Union 59, Ohio Northern 28; Wittenberg 32, Hanover 21; Springfield 13, Brockport St. 6; Widener 40, Hobart 14; Central (Iowa) 20, Linfield 17 (ot); St. John's (Minn.) 28, Pacific Lutheran 21 (ot); Hardin-Simmons 32, McDaniel 10; Trinity (Tex.) 47, Bridgewater (Va.) 41 (ot). **Quarterfinals:** Mount Union 32, Wittenberg 15; Widener 61, Springfield 27; St. John's (Minn.) 21, Central (Iowa) 18; Hardin-Simmons 33, Trinity (Tex.) 30. **Semifinals:** Mount Union 70, Widener 30; St. John's (Minn.) 38, Hardin-Simmons 14. **Championship:** Mount Union 10, St. John's (Minn.) 7.

2001 First Round: Augustana (Ill.) 54, Defiance 14; Wittenberg 38, Hardin-Simmons 35 (ot); Thomas More 34, MacMurray 30; Pacific Lutheran 27, Whitworth 26 (ot); Wis.-Stevens Point 37, Bethel (Minn.) 27; St. John's (Minn.) 27, St. Norbert 20; Ithaca 35, Montclair St. 23; Rowan 40, Brockport St. 17; Western Conn. St. 8, Westfield St. 7; Trinity (Tex.) 30, Mary Hardin-Baylor 6; Wash. & Jeff. 24, McDaniel 21; Widener 56, Chris. Newport 7. **Second Round:** Mount Union 32, Augustana (Ill.) 7; Wittenberg 41, Thomas More 0; Pacific Lutheran 27, Central (Iowa) 21 (ot); St. John's (Minn.) 9, Wis.-Stevens Point 7; Ithaca 27, Rensselaer 10; Rowan 43, Western Conn. St. 14; Bridgewater (Va.) 41, Trinity (Tex.) 37; Widener 46, Wash. & Jeff. 30. **Quarterfinals:** Mount Union 49, Wittenberg 21; St. John's (Minn.) 31, Pacific Lutheran 6; Rowan 48, Ithaca 0; Bridgewater (Va.) 57, Widener 32. **Semifinals:** Mount Union 35, St. John's (Minn.) 14; Bridgewater (Va.) 29, Rowan 24. **Championship:** Mount Union 30, Bridgewater (Va.) 27.

2002 First Round: Wheaton (Ill.) 42, Alma 14; Wittenberg 34, Hanover 33; Wabash 42, MacMurray 7; Brockport St. 16, Springfield 0; John Carroll 27, Hobart 7; Muhlenberg 56, Mass.-Dartmouth 6; Wartburg 45, Lake Forest 0; Coe 21, Wis.-La Crosse 18; St. John's (Minn.) 31, Redlands 24; King's (Pa.) 28, Salisbury 0; Wash. & Jeff. 24, Chris. Newport 10; Trinity (Tex.) 48, Mary Hardin-Baylor 38. **Second Round:** Mount Union 42, Wheaton (Ill.) 21; Wabash 25, Wittenberg 14; Brockport St. 15, Rowan 12; John Carroll 21, Muhlenberg 10; Linfield 52, Wartburg 15; St. John's (Minn.) 45, Coe 14; Bridgewater (Va.) 19, King's (Pa.) 17; Trinity (Tex.) 45, Wash. & Jeff. 10. **Quarterfinals:** Mount Union 45, Wabash 16; John Carroll 16, Brockport St. 10 (ot); St. John's (Minn.) 21, Linfield 14; Trinity (Tex.) 38, Bridgewater (Va.) 32. **Semifinals:** Mount Union 57, John Carroll 19; Trinity (Tex.) 41, St. John's (Minn.) 34. **Championship:** Mount Union 48, Trinity (Tex.) 7.

Soccer

DIVISION I

2002 Championship

Edited by: Crissy Schluep.

Highlights

California Showcase: For the third time of the season, UCLA defeated Stanford in overtime, this time 1-0. But this victory at Southern Methodist University December 15 marked the first time the Bruins went home as national champions.

Defender Aaron Lopez scored off a free kick from midfielder Ryan Futagaki in the 89th minute of the game for the game-winner.

All-Tournament Team: Lopez, the offensive most outstanding player, led the UCLA contingent, which included Adolfo Gregorio, Matt Taylor, Scot Thompson and Zach Wells, the defensive MOP, on the all-tournament team. Stanford's Chad Marshall, Roger Levesque and Todd Dunivant, Creighton's Joe Wieland and Mike Tranchilla, and Maryland's Sumed Ibrahim also were honored.

For more, go to the December 23, 2002, issue of The NCAA News on the World Wide Web.



Photo by Paul Buck/ NCAA Photos

All-tournament team members Scot Thompson, UCLA, and Roger Levesque, Stanford, race for the ball.

Results

FIRST ROUND

NOVEMBER 23
Old Dominion 3, Richmond 0

Richmond	0	0	0—0
Old Dominion	1	2	3

First half: O—Brian Kluckman (Attila Vendegh), 27:36.
Second half: O—A. Vendegh (Anders Haugom), 56:17; O—Belus Vendegh (Gianni Cimini), 89:59.
Shots: Richmond 13, Old Dominion 14. Goalkeeper saves: R—Mike Nwaneri 5; O—Samuel Cameron 5. Corner kicks: Richmond 9, Old Dominion 7. Fouls: Richmond 9, Old Dominion 19. Attendance: 676.

NOVEMBER 23
Coastal Caro. 2, South Carolina 1 (2 ot)

Coastal Caro.	0	1	0	1—2
South Carolina	1	0	0	0—1

First half: SC—David Moore (Thomas Hilliard), 35:57.
Second half: CC—Mike Littlefield (Bobby Crovo), 84:10.
Overtime: CC—Crovo, 109:37.
Shots: Coastal Caro. 17, South Carolina 7. Goalkeeper saves: CC—Andy Paxton 2; SC—Michael Bachmeyer 9. Corner kicks: Coastal Caro. 4, South Carolina 4. Fouls: Coastal Caro. 12, South Carolina 17. Attendance: 893.

NOVEMBER 23
Portland 2, Oregon St. 0

Oregon St.	0	0	0—0
Portland	2	0	2—2

First half: P—Nate Jaqua (Heath Pearce), 30:02; P—Pearce, 35:21.
Shots: Oregon St. 9, Portland 13. Goalkeeper saves: OS—Peter Billmeyer 3; P—Curtis Spiteri 0. Corner kicks: Oregon St. 5, Portland 7. Fouls: Oregon St. 16, Portland 21. Attendance: 1,156.

NOVEMBER 23
Furman 2, Loyola (Md.) 0

Loyola (Md.)	0	0	0—0
Furman	2	0	2—2

First half: F—Wes Windsor (Ricardo Clark), 11:17; F—Anthony Esquivel (Drew Moor), 37:57.
Shots: Loyola (Md.) 8, Furman 14. Goalkeeper saves: L—Reb Beatty 7; F—Alex Maslow 2. Corner kicks: Loyola (Md.) 4, Furman 2. Fouls: Loyola (Md.) 22, Furman 22. Attendance: 745.

NOVEMBER 23
Northeastern 1, Lehigh 1 (2 ot, pk)

Northeastern	0	1	0	0—1
Lehigh	0	1	0	0—1

Second half: N—Nate Houghton, 57:23; L—Steve Fisher (Evan Bruno), 80:16.
Tiebreaker: Northeastern 7, Lehigh 6.
Shots: Northeastern 11, Lehigh 7. Goalkeeper saves: N—Sergio Saccoccio 4; Ryan Grzeszczak 6. Corner kicks: Northeastern 6, Lehigh 4. Fouls: Northeastern 12, Lehigh 7. Attendance: 595.

NOVEMBER 22
Florida Int'l 2, UCF 1

UCF	1	0	1—1
Florida Int'l	1	1	2—2

First half: UCF—Brian Malec (Jaime Planells), 32:52; FI—Billy Boswell (Adam Wilson), 44:23.
Second half: FI—Juan Rivera (Oscar Gil), 50:18.
Shots: UCF 7, FI 20. Goalkeeper saves: UCF—Ryan McIntosh 4; FI—Shawn Crowe 2. Corner kicks: UCF—1, Florida Int'l 7. Fouls: UCF 13, Florida Int'l 21. Attendance: 574.

NOVEMBER 23
Wis.-Milwaukee 2, Oakland 1

Oakland	1	0	1—1
Wis.-Milwaukee	1	1	2—2

First half: WM—Khaled El-Ahmad (Kyle Lance), 4:42; O—Philip Braathen, 24:37.
Second half: WM—Kyle Zenoni, 60:37.
Shots: Oakland 9, Wis.-Milwaukee 9. Goalkeeper saves: O—Jeff Wiese 3; WM—Chris Dadaian 3. Corner kicks: Oakland 4, Wis.-Milwaukee 7. Fouls: Oakland 13, Wis.-Milwaukee 16. Attendance: 1,864.

NOVEMBER 23
Fairleigh Dickinson 1, Holy Cross 1 (2 ot, pk)

Holy Cross	1	0	0	0—1
Fairleigh Dickinson	1	0	0	0—1

First half: H—Christopher Ruggi (Matt Ney; Paul Kitson), 11:21; FD—Nadav Gottesman (Marc-Elie Andre), 44:33.
Tiebreaker: Fairleigh Dickinson 7, Holy Cross 6.
Shots: Holy Cross 7, Fairleigh Dickinson 8. Goalkeeper saves: H—Kevin Baker 2; Andrew Nucifora 4. Corner kicks: Holy Cross 2, Fairleigh Dickinson 3. Fouls: Holy Cross 16, Fairleigh Dickinson 17. Attendance: 496.

NOVEMBER 23
Loyola Marymount 1, Cal St. Northridge 0

Cal St. Northridge	0	0	0—0
Loyola Marymount	0	1	1—1

Second half: LM—Arturo Torres (Yuji Teranishi), 83:54.
Shots: Cal St. Northridge 4, Loyola Marymount 10. Goalkeeper saves: CSN—Joe Barton 4; LM—Adam Sthay 2. Corner kicks: Cal St. Northridge 8, Loyola Marymount 6. Fouls: Cal St. Northridge 15, Loyola Marymount 15. Attendance: 1,075.

NOVEMBER 23
UC Santa Barb. 2, San Diego 0

San Diego	0	0	0—0
UC Santa Barb.	1	1	2—2

First half: UCSB—Rob Friend (David McGill), 5:37.
Second half: UCSB—Matt Bly (Brandon Meeks), 87:14.
Shots: San Diego 11, UC Santa Barb. 10. Goalkeeper saves: SD—Parker Jarvis 1; UCSB—Danny Kennedy 7. Corner kicks: San Diego 1, UC Santa Barb. 4. Fouls: San Diego 18, UC Santa Barb. 29. Attendance: 3,420.

NOVEMBER 22
North Carolina 6, Winthrop 0
Winthrop ..... 0 0—0
North Carolina ..... 2 4—6
First half: NC—Ryan Kneipper (David Testo, Matt Crawford), 9:42; NC—Kneipper (Sean McGinty, Crawford), 17:55.
Second half: NC—Kneipper (McGinty, Marcus Storey), 63:50; NC—Kneipper (Storey, Grant Porter), 69:19; NC—Kneipper, 70:31; NC—David Stokes (Crawford), 72:25.
Shots: San Diego 5, North Carolina 23. Goalkeeper saves: W—Steve Winton 5; NC—Ford Williams 0. Corner kicks: Winthrop 4, North Carolina 5. Fouls: Winthrop 15, North Carolina 15. Attendance: 525.

NOVEMBER 22
William & Mary 2, Duke 1
William & Mary ..... 1 1—2
Duke..... 0 1—1
First half: WM—Doug Henry, 10:03.
Second half: WM—Ralph Bean (Colin Young), 64:13; D—Trevor Perea (Jordan Cila), 68:07.
Shots: William & Mary 8, Duke 6. Goalkeeper saves: WM—Trevor Upton 3; D—Justin Trowbridge 4. Corner kicks: William & Mary 5, Duke 5. Fouls: William & Mary 17, Duke 15. Attendance: 750.

NOVEMBER 23
Pennsylvania 1, Seton Hall 0 (ot)
Seton Hall .....0 0 0—0
Pennsylvania.....0 0 1—1
Overtime: P—Erik Violante (penalty kick), 93:14.
Shots: Seton Hall 12, Pennsylvania 9. Goalkeeper saves: SH—Alex McDonald 2; P—Matthew Haefner 4. Corner kicks: Seton Hall 2, Pennsylvania 7. Fouls: Seton Hall 20, Pennsylvania 17. Attendance: 485.

NOVEMBER 22
Notre Dame 3, Akron 1
Akron ..... 1 0—1
Notre Dame ..... 1 2—3
First half: ND—Rafael Garcia (Greg Martin), 14:39; A—Ross Mckenzie (Alex Odwell, Kirk Harwat), 30:01.
Second half: ND—Garcia (Justin Detter, Chad Riley), 68:23; ND—Erich Braun (Detter), 80:11.
Shots: Akron 11, Notre Dame 17. Goalkeeper saves: A—Dan Pinho 10; ND—Chris Sawyer 6. Corner kicks: Akron 2, Notre Dame 11. Fouls: Akron 12, Notre Dame 11. Attendance: 600.

NOVEMBER 23
New Mexico 2, Bradley 1
New Mexico ..... 1 1—2
Bradley ..... 0 1—1
First half: NM—Jeff Rowland (Ricky Francis), 33:35.
Second half: NM—Junro Narita (Francis), 52:14; B—Luke Kreamalmeyer (Cody Kother, Tim Regan), 67:08.
Shots: New Mexico 13, Bradley 17. Goalkeeper saves: NM—Andrew Weber 4; B—Chris Dunsheath 2. Corner kicks: New Mexico 3, Bradley 6. Fouls: New Mexico 24, Bradley 16. Attendance: 1,612.

NOVEMBER 23
American 1, George Washington 0
George Washington ..... 0 0—0
American ..... 1 0—1
First half: A—Shawn Kuykendall (penalty kick), 43:03.
Shots: George Washington 14, American 10. Goalkeeper saves: GW—Eric Lund 5; A—Michael Behonick 7. Corner kicks: George Washington 5, American 6. Fouls: George Washington 16, American 23. Attendance: 1,876.

SECOND ROUND

NOVEMBER 27
Wake Forest 1, Old Dominion 0
Old Dominion..... 0 0—0
Wake Forest..... 0 1—1
Second half: WF—Jeremiah White (Brian Carroll), 87:52.
Shots: Old Dominion 5, Wake Forest 20. Goalkeeper saves: OD—Samuel Cameron 14; WF—William Hesmer 1. Corner kicks: Old Dominion 4, Wake Forest 8. Fouls: Old Dominion 12, Wake Forest 12. Attendance 3,113.

NOVEMBER 27
Clemson 1, Coastal Caro. 1 (2 ot, pk)
Coastal Caro. ..... 1 0 0 0—1
Clemson ..... 1 0 0 0—1
First half: C—Steven Rhyne (Kenneth Cutler, Dimelon Westfield), 7:17; CC—Joseph Ngwenya, 22:29.
Tiebreaker: Clemson 5, Coastal Caro. 4.
Shots: Coastal Caro. 11, Clemson 10. Goalkeeper saves: CC—Andy Paxton 5; C—Doug Warren 5. Corner kicks: Coastal Caro. 5, Clemson 7. Fouls: Coastal Caro. 14, Clemson 14. Attendance: 1,433.

NOVEMBER 27
Stanford 0, Portland 0 (2 ot, pk)
Portland ..... 0 0 0 0—0
Stanford ..... 0 0 0 0—0
Tiebreaker: Stanford 10, Portland 9.
Shots: Portland 6, Stanford 12. Goalkeeper saves: P—Curtis Spiteri 4; S—Robby Fulton 3. Corner kicks: Portland 2, Stanford 4. Fouls: Portland 30, Stanford 11. Attendance: 1,544.

NOVEMBER 27
Furman 0, Va. Commonwealth 0 (2 ot, pk)
Furman ..... 0 0 0 0—0
Va. Commonwealth ..... 0 0 0 0—0
Tiebreaker: Furman 4, Va. Commonwealth 2.
Shots: Furman 13, Va. Commonwealth 29. Goalkeeper saves: F—Alex Maslow 10; VC—Saul Montero 4. Corner kicks: Furman 6, Va. Commonwealth 6. Fouls: Furman 22, Va. Commonwealth 21. Attendance: 1,227.

NOVEMBER 27
Boston College 2, Northeastern 1
Northeastern ..... 0 1—1
Boston College ..... 0 2—2
Second half: N—Michael Cipriano (Atha Kirkopoulos), 63:51; BC—Bill Arnault (Casey Schmidt), 73:22; BC—Neil Krause (Schmidt), 77:03.
Shots: Northeastern 16, Boston College 12. Goalkeeper saves: N—Sergio Saccoccio 3; BC—Kyle Singer 5. Corner kicks: Northeastern 7, Boston College 2. Fouls: Northeastern 17, Boston College 21. Attendance: 643.

NOVEMBER 27
Southern Methodist 3, Florida Int'l 1
Florida Int'l..... 0 1—1
Southern Methodist ..... 2 1—3
First half: SMU—Kevin Hudson (J.D. Johnston, Colin Clark), 2:11, SMU—Duke Hashimoto (Diego Walsh), 41:17.
Second half: FI—Billy Boswell (John Puido), 52:15; SMU—Hashimoto, 71:07.
Shots: Florida Int'l 5, Southern Methodist 16. Goalkeeper saves: FI—Shawn Crowe 6; SMU—T.J. Tomasso 2. Corner kicks: Florida Int'l 2, Southern Methodist 7. Fouls: Florida Int'l 16, Southern Methodist 18. Attendance: 592.

NOVEMBER 27
Creighton 3, Wis.-Milwaukee 2
Wis.-Milwaukee..... 1 1—2
Creighton..... 1 2—3
First half: WM—Bobby Lish (Ian Hoelker), 17:24; C—Julian Nash (David Wagenfuhr), 26:56.
Second half: WM—Antou Jallow (Kyle Lance), 57:49; C—Mike Tranchilla (Wagenfuhr), 59:57; C—Joe Wieland (Tranchilla), 82:22.
Shots: Wis.-Milwaukee 14, Creighton 16. Goalkeeper saves: WM—Chris Dadaian 6; C—Mike Gabb 2. Corner kicks: Wis.-Milwaukee 3, Creighton 9. Fouls: Wis.-Milwaukee 16, Creighton 10. Attendance: 812.

NOVEMBER 27
St. John's (N.Y.) 2, Fairleigh Dickinson 1 (2 ot)
Fairleigh Dickinson ..... 0 1 0 0—1
St. John's (N.Y.) ..... 0 1 0 1—2
Second half: SJ—Andre Schmid (Alberto Duenas), 62:28; FD—Aaron Paye (Eric Brandt), 70:56.
Overtime: SJ—Jeff Carroll (Duenas), 108:47.
Shots: Fairleigh Dickinson 7, St. John's (N.Y.) 17. Goalkeeper saves: FD—Andrew Nucifora 5; SJ—Bill Gaudette 4. Corner kicks: Fairleigh Dickinson 1, St. John's (N.Y.) 12. Fouls: Fairleigh Dickinson 27, St. John's (N.Y.) 25. Attendance: 781.

NOVEMBER 27
UCLA 4, Loyola Marymount 2
Loyola Marymount..... 1 1—2
UCLA..... 1 3—4
First half: UCLA—Cliff McKinley (Jimmy Frazelle), 13:34; LM—Kevin Novak (Matt Kovar, Arturo Torres), 17:25.
Second half: UCLA—Aaron Lopez (Adolfo Gregorio), 40:53; UCLA—Gregorio, 49:31; LM—Kovar (Andres Murriagui), 69:53; UCLA—Gregorio (Frazelle), 82:29.
Shots: Loyola Marymount 9, UCLA 13. Goalkeeper saves: LM—Adam Sthay 4; UCLA—Zach Wells 2. Corner kicks: Loyola Marymount 4, UCLA 6. Fouls: Loyola Marymount 21, UCLA 21. Attendance: 1,441.

NOVEMBER 27
California 2, UC Santa Barb. 1
UC Santa Barb. ..... 0 1—1
California ..... 1 1—2
First half: C—Mike Munoz, 16:07.
Second half: C—Pieter Berger (Nick Hatzke), 77:22; UCSB—Drew McAthy (Tony Lochhead), 84:15.
Shots: UC Santa Barb. 11, California 11. Goalkeeper saves: UCSB—Danny Kennedy 1; C—Josh Saunders 2. Corner kicks: UC Santa Barb. 9, California 2. Fouls: UC Santa Barb. 30, California 24. Attendance: 1,286.

NOVEMBER 27
Penn St. 1, North Carolina 0 (2 ot)
North Carolina ..... 0 0 0 0—0
Penn St. ..... 0 0 0 1—1
Overtime: PS—Chad Severs (David Walters), 107:15.
Shots: North Carolina 8, Penn St. 8. Goalkeeper saves: NC—Ford Williams 2; PS—Ryan Sickman 2. Corner kicks: North Carolina 10, Penn St. 4. Fouls: North Carolina 16, Penn St. 18. Attendance: 568.

NOVEMBER 27
William & Mary 1, Virginia 1 (2 ot, pk)
William & Mary..... 0 1 0 0—1
Virginia..... 1 0 0 0—1
First half: V—Alecko Eskandarian, 19:20.
Second half: WM—Graham Albert, 81:29.
Tiebreaker: William & Mary 3, Virginia 2.
Shots: William & Mary 10, Virginia 10. Goalkeeper saves: WM—Trevor Upton 2; V—David Comfort 4. Corner kicks: William & Mary 4, Virginia 5. Fouls: William & Mary 26, Virginia 26. Attendance: 2,094.

NOVEMBER 27
Connecticut 4, Pennsylvania 0
Pennsylvania..... 0 0—0
Connecticut ..... 3 1—4
First half: C—Damani Ralph (Andres Rota), 30:43; C—Shavar Thomas (Leandro de Oliveira), 33:30; C—Cesar Cuellar (de Oliveira, Ralph), 37:32.
Second half: C—Michael Mordocco, 83:41.
Shots: Pennsylvania 5, Connecticut 12. Goalkeeper saves: P—Matthew Haefner 2; C—Adam Schuerman 3. Corner kicks: Pennsylvania 3, Connecticut 3. Fouls: Pennsylvania 11, Connecticut 10. Attendance: 630.

NOVEMBER 27
Indiana 1, Notre Dame 0
Notre Dame ..... 0 0—0
Indiana ..... 0 1—1
Second half: I—Brian Plotkin (Ned Grabavoy), 51:03.
Shots: Notre Dame 6, Indiana 10. Goalkeeper saves: ND—Chris Sawyer 4; I—Jay Nolly 2. Corner kicks: Notre Dame 4, Indiana 5. Fouls: Notre Dame 14, Indiana 15. Attendance: 2,018.

NOVEMBER 27
St. Louis 1, New Mexico 0
New Mexico ..... 0 0—0
St. Louis ..... 1 0—1
First half: SL—Jack Jewsbury (Nick Walls), 17:31.
Shots: New Mexico 3, St. Louis 13. Goalkeeper: NM-Andrew Weber 4; SL—Martin Hutton 2. Corner kicks: New Mexico 0, St. Louis 5. Fouls: New Mexico 19, St. Louis 25. Attendance: 1,722.

NOVEMBER 27
Maryland 1, American 0
American ..... 0 0—0
Maryland ..... 0 1—1

Second half: M—Domenic Mediate (Abe Thompson, Nino Marcantonio), 52:52.
Shots: American 8, Maryland 16. Goalkeeper: A—Michael Behonick 7; M—Noah Palmer 4. Corner kicks: American 2, Maryland 4. Fouls: American 16, Maryland 8. Attendance: 2,103.

THIRD ROUND

NOVEMBER 30
Clemson 2, Wake Forest 1 (ot)
Clemson....1 0 1—2
Wake Forest....1 0 0—1
First half: C—Brett Branan, 5:07; WF—Amit Lowery (Brian Carroll), 44:36.
Overtime: C—Branan (Kenneth Cutler), 99:28.
Shots: Clemson 8, Wake Forest 16. Goalkeeper saves: C—Doug Warren 5; WF—William Hesmer 2. Corner kicks: Clemson 4, Wake Forest 9. Fouls: Clemson 23, Wake Forest 16. Attendance: 3,279.

DECEMBER 1
Stanford 2, Furman 1 (2 ot)
Furman .... 1 0 0 0—1
Stanford .... 0 1 0 1—2
First half: F—Clint Dempsey (Matt Foxhall, Sergei Raad), 35:27.
Second half: S—Mike Wilson (Todd Dunivant), 76:19.
Overtime: S—Chad Marshall (Dunivant), 106:38.
Shots: Furman 9, Stanford 23. Goalkeeper saves: F—Alex Maslow 12; S—Robby Fulton 3. Corner kicks: Furman 2, Stanford 13. Fouls: Furman 17, Stanford 15. Attendance: 1,138.

DECEMBER 1
Boston College 4, Southern Methodist 4 (2 ot, pk)
Southern Methodist.... 4 0 0 0—4
Boston College .... 2 2 0 0—4
First half: BC—John Krause (Casey Schmidt), 19:30; SM—Jake Jackson (Ryan Kenyon), 22:03; SM—Jackson (Diego Walsh), 23:25; BC—Bobby Thompson (Schmidt), 34:21; SM—Colin Clark (Walsh), 38:43; SM—Kellan Zindel, 42:52.
Second half: BC—Guy Melamed (Oktay Kilic, Neil Krause), 69:24; BC—Paul Chase, 79:51.
Tiebreaker: Boston College 2, Southern Methodist 1.
Shots: Southern Methodist 32, Boston College 19. Goalkeeper saves: SM—T.J. Tomasso 5; BC—Kyle Singer 8. Corner kicks: Southern Methodist 8, Boston College 9. Fouls: Southern Methodist 7, Boston College 13. Attendance: 763.

DECEMBER 1
Creighton 1, St. John's (N.Y.) 0 (ot)
Creighton....0 0 1—1
St. John's (N.Y.)....0 0 0—0
Overtime: C—Mehdi Ballouchy (Mike Tranchilla), 97:56.
Shots: Creighton 12, St. John's (N.Y.) 7. Goalkeeper saves: C—Mike Gabb 2; SJ—Bill Gaudette 3. Corner kicks: Creighton 5, St. John's (N.Y.) 2. Fouls: Creighton 16, St. John's (N.Y.) 14. Attendance: 527.

NOVEMBER 30
UCLA 3, California 2
California.... 0 2—2
UCLA.... 2 1—3
First half: UCLA—Aaron Lopez (Cliff McKinley), 19:36; UCLA—McKinley (Jimmy Frazelle), 27:55.
Second half: UCLA—Matt Taylor, 50:08; C—Carl Acosta (Yohei Fukuda), 80:07; C—Acosta (Calen Carr), 82:16.
Shots: California 12, UCLA 15. Goalkeeper saves: UCLA—Josh Saunders 7; UCLA—Zach Wells 2. Corner kicks: California 8, UCLA 8. Fouls: California 13, UCLA 15. Attendance: 1,036.

DECEMBER 1
Penn St. 1, William & Mary 0 (ot)
William & Mary....0 0 0—0
Penn St. ....0 0 1—1
Overtime: PS—Chad Severs (Joe Zewe), 92:57.
Shots: William & Mary 13, Penn St. 9. Goalkeeper saves: WM—Trevor Upton 3; PS—Ryan Sickman 9. Corner kicks: William & Mary 6, Penn St. 5. Fouls: William & Mary 9, Penn St. 11. Attendance: 423.

NOVEMBER 30
Connecticut 1, Indiana 0
Indiana .... 0 0—0
Connecticut .... 1 0—1
First half: UC—Cesar Cuellar, 16:34.
Shots: Indiana 7, Connecticut 15. Goalkeeper saves: I—Jay Nolly 6; C—Adam Schuerman 2. Corner kicks: Indiana 5, Connecticut 11. Fouls: Indiana 15, Connecticut 10. Attendance: 1,436.

DECEMBER 1
Maryland 1, St. Louis 0 (ot)
St. Louis....0 0 0—0
Maryland ....0 0 1—1
Overtime: M—Domenic Mediate, 94:42.
Shots: St. Louis 5, Maryland 19. Goalkeeper saves: SL—Martin Hutton 8; M—Noah Palmer 1. Corner kicks: St. Louis 4, Maryland 4. Fouls: St. Louis 13, Maryland 13. Attendance: 1,915.

QUARTERFINALS

DECEMBER 7
Stanford 2, Clemson 0
Clemson .... 0 0—0
Stanford.... 2 0—2
First half: S—Roger Levesque (Johanes Maliza), 23:20; S—Maliza (Matt Janusz), 30:48.
Shots: Clemson 3, Stanford 11. Goalkeeper saves: C—Doug Warren 5; S—Robby Fulton 2. Corner kicks: Clemson 4, Stanford 5. Fouls: Clemson 17, Stanford 8. Attendance: 2,180.

DECEMBER 8
Creighton 6, Boston College 2
Creighton.... 2 4—6
Boston College .... 1 1—2
First half: C—Damien Westfield (Luiz Del Monte), 4:06; C—Westfield (Matt Thomas, Del Monte), 11:42; BC—Casey Schmidt (John Krause, Pat Haggerty), 42:47.
Second half: C—Mike Tranchilla (Del Monte, Matt Jewett), 45:33; C—Jewett, 48:29; BC—Neil Krause (Paul Chase), 60:43; C—Mehdi Ballouchy (Jewett, Kama Bennah), 63:09; C—Ballouchy (Tranchilla, Matt Thomas), 75:23.
Shots: Creighton 14, Boston College 19. Goalkeeper saves: C—Mike Gabb 4; BC—Kyle Singer 4, Danny Caruso 0. Corner kicks: Creighton 5, Boston College 11. Fouls: Creighton 22, Boston College 12. Attendance: 1,541.

DECEMBER 7
UCLA 7, Penn St. 1
Penn St. .... 1 0—1
UCLA.... 1 6—7
First half: PS—David Walters (Pasi Karpinnen, Chad Severs), 3:05; UCLA—Adolfo Gregorio (penalty kick), 25:06.
Second half: UCLA—Tim Pierce (Matt Taylor), 51:33; UCLA—Pierce (Gregorio, Taylor), 56:01; UCLA—Taylor (Cliff McKinley), 75:25; UCLA—Taylor (Ryan Futagaki, McKinley), 80:45; UCLA—Jimmy Frazelle (McKinley), 85:15; UCLA—Taylor (Frazelle), 87:03.
Shots: Penn St. 4, UCLA 21. Goalkeeper saves: PS—Ryan Sickman 1, Ryan Moate 2; UCLA—Zach Wells 1, Nate Pena 0. Corner kicks: Penn St. 2, UCLA 2. Fouls: Penn St. 22, UCLA 20. Attendance: 1,548.

DECEMBER 7
Maryland 3, Connecticut 0
Connecticut .... 0 0—0
Maryland .... 0 3—3
Second half: M—Domenic Mediate (Seth Stammler), 59:13; M—Own Goal, 81:54; M—Mediate, 88:31.
Shots: Connecticut 15, Maryland 17. Goalkeeper saves: C—Adam Schuerman 7; M—Noah Palmer 7. Corner kicks: Connecticut 5, Maryland 2. Fouls: Connecticut 18, Maryland 13. Attendance: 3,460.

SEMIFINALS

DECEMBER 13, AT DALLAS
Stanford 2, Creighton 1 (2 ot)
Creighton .... 1 0 0 0—1
Stanford .... 0 1 0 1—2
First half: C—Mike Tranchilla (penalty kick), 14:22.
Second half: S—Roger Levesque (Todd Dunivant, Chad Marshall), 49:06.
Overtime: S—Marshall (Mike Wilson), 107:47.
Shots: Creighton 11, Stanford 15. Goalkeeper saves: C—Mike Gabb 6; S—Robby Fulton 5. Corner kicks: Creighton 4, Stanford 3. Fouls: Creighton 22, Stanford 17. Attendance: 7,025.

DECEMBER 13
UCLA 2, Maryland 1
UCLA .... 0 2—2
Maryland .... 0 1—1
Second half: UCLA—Matt Taylor (Adolfo Gregorio), 74:44; M—Sumed Ibrahim, 80:47; UCLA—Gregorio (penalty kick), 81:59.
Shots: UCLA 10, Maryland 14. Goalkeeper saves: UCLA—Zach Wells 5; M—Noah Palmer 2. Corner kicks: UCLA 4, Maryland 1. Fouls: UCLA 19, Maryland 12. Attendance: 7,025.

CHAMPIONSHIP

DECEMBER 15, AT DALLAS
UCLA 1, Stanford 0
Stanford.... 0 0—0
UCLA.... 0 1—1
Second half: UCLA—Aaron Lopez (Ryan Futagaki), 88:58.
Shots: Stanford 5, UCLA 5. Goalkeeper saves: S—Robby Fulton 1; UCLA—Zach Wells 1. Corner kicks: Stanford 2, UCLA 9. Fouls: Stanford 19, UCLA 20. Attendance: 8,498.

History

Team Results

Year	Champion (Record)	Coach	Score	Runner-Up	Host or Site	Championship Game Attendance†	Championship Total Attendance†
1959	St. Louis (11-1)	Bob Guelker	5-2	Bridgeport	Connecticut	400	—
1960	St. Louis (14-1)	Bob Guelker	3-2	Maryland	Brooklyn	1,000	—
1961	West Chester (12-0)	Mel Lorback	2-0	St. Louis	St. Louis	6,500	—
1962	St. Louis (12-0-1)	Bob Guelker	4-3	Maryland	St. Louis	6,231	—
1963	St. Louis (13-1)	Bob Guelker	3-0	Navy	Rutgers	3,500	—

Year	Champion (Record)	Coach	Score	Runner-Up	Host or Site	Championship Game Attendance†	Championship Total Attendance†
1964	Navy (15-0)	F. H. Warner	1-0	Michigan St.	Brown	600	—
1965	St. Louis (14-0)	Bob Guelker	1-0	Michigan St.	St. Louis	7,234	—
1966	San Francisco (11-0-1)	Steve Negoesco	5-2	Long Island	California	5,000	—
1967	Michigan St. (12-0-2) St. Louis (8-3-2)	Gene Kenney Harry Keough	0-0	(Game called due to inclement weather)	St. Louis	3,000	—
1968	Maryland (14-0-1) Michigan St. (11-1-3)	Doyle Royal Gene Kenney	2-2 (2 ot)		Ga. Tech-Emory	1,112	—
1969	St. Louis (13-0)	Harry Keough	4-0	San Francisco	San Jose St.	5,100	—
1970	St. Louis (14-0-1)	Harry Keough	1-0	UCLA	SIU-Edwardsville	8,000	—
1971	Howard# (15-0)	Lincoln Phillips	3-2	St. Louis	Miami, Fla.	5,800	—
1972	St. Louis (15-2-3)	Harry Keough	4-2	UCLA	Miami, Fla.	3,000	—
1973	St. Louis (15-2-3)	Harry Keough	2-1 (ot)	UCLA	Miami, Fla.	5,861	—
1974	Howard (19-0)	Lincoln Phillips	2-1 (4 ot)	St. Louis	St. Louis	2,921	—
1975	San Francisco (21-1-2)	Steve Negoesco	4-0	SIU-Edwardsville	SIU-Edwardsville	4,400	24,071
1976	San Francisco (20-2-3)	Steve Negoesco	1-0	Indiana	Pennsylvania	5,981	39,373
1977	Hartwick (16-0-2)	Jim Lennox	2-1	San Francisco	California	16,503	28,557
1978	San Francisco# (28-1)	Steve Negoesco	2-0	Indiana	Tampa, Fla.	8,700	30,553
1979	SIU-Edwardsville (19-2-3)	Bob Guelker	3-2	Clemson	Tampa, Fla.	5,500	30,947
1980	San Francisco (24-0-2)	Steve Negoesco	4-3 (ot)	Indiana	Tampa, Fla.	7,052	25,729
1981	Connecticut (20-3-2)	Joe Morrone	2-1 (ot)	Alabama A&M	Stanford	3,500	31,200
1982	Indiana (21-3-1)	Jerry Yeagley	2-1 (8 ot)	Duke	Ft. Lauderdale, Fla.	5,312	50,949
1983	Indiana (21-1-4)	Jerry Yeagley	1-0 (2 ot)	Columbia	Ft. Lauderdale, Fla.	5,257	54,386
1984	Clemson (22-4)	I. M. Ibrahim	2-1	Indiana	Seattle	7,926	48,469
1985	UCLA (20-1-4)	Sigi Schmid	1-0 (8 ot)	American	Seattle	5,986	54,206
1986	Duke (18-5-1)	John Rennie	1-0	Akron	Tacoma, Wash.	4,196	65,892
1987	Clemson (18-5-1)	I. M. Ibrahim	2-0	San Diego St.	Clemson	8,352	57,009
1988	Indiana (19-3-3)	Jerry Yeagley	1-0	Howard	Indiana	5,168	38,560
1989	Santa Clara (20-0-3) Virginia (21-2-2)	Steve Sampson Bruce Arena	1-1 (2 ot)		Rutgers	3,889	67,338
1990	UCLA (19-1-4)	Sigi Schmid	1-0 (4 ot, pk)	Rutgers	South Fla.	4,613	55,096
1991	Virginia* (19-1-2)	Bruce Arena	0-0	Santa Clara	South Fla.	3,925	48,154
1992	Virginia (21-2-1)	Bruce Arena	2-0	San Diego	Davidson	8,150	52,191
1993	Virginia (22-3)	Bruce Arena	2-0	South Carolina	Davidson	10,549	72,175
1994	Virginia (22-3-1)	Bruce Arena	1-0	Indiana	Davidson	12,033	92,186
1995	Wisconsin (20-4-1)	Jim Launder	2-0	Duke	Richmond	21,319	96,747
1996	St. John's (N.Y.) (22-2-2)	Dave Masur	4-1	Florida Int'l	Richmond	20,874	85,915
1997	UCLA (22-2)	Sigi Schmid	2-0	Virginia	Richmond	20,143	67,764
1998	Indiana (23-2)	Jerry Yeagley	3-1	Stanford	Richmond	15,202	70,885
1999	Indiana (21-3)	Jerry Yeagley	1-0	Santa Clara	Charlotte	15,439	56,078
2000	Connecticut (20-3-2)	Ray Reid	2-0	Creighton	Charlotte, N.C.	11,421	52,910
2001	North Carolina (21-4)	Elmar Bolowich	2-0	Indiana	Columbus, Ohio	7,113	63,791
2002	UCLA (18-3-3)	Tom Fitzgerald	1-0	Stanford	Dallas	8,498	42,550

**Virginia declared champion on the basis of penalty kicks.*
†Attendance shown here is paid attendance. Attendance shown with box score is attendance as announced at game.

Tournament Scoring Leaders

Year	Player, School	G	A	P
1974	Dale Russell, Philadelphia U.	6	1	13
1975	Lincoln Peddie, Howard	6	0	12
1976	Dave MacWilliams, Philadelphia U.	5	2	12
1977	Art Napolitano, Hartwick	4	0	8
1978	Thompson Usiyan, Appalachian St.	7	1	15
1979	Obed Ariri, Clemson	5	1	11
1980	John Hayes, St. Louis	5	0	10
1981	Elvis Comrie, Connecticut	3	2	8
	Pedro DeBrito, Connecticut	3	2	8
	Solomon Shiferow, Alabama A&M	3	2	8
1982	Sean McCoy, Duke	3	1	7
1983	Jeff Gaffney, Virginia	4	1	9
1984	Gary Conner, Clemson	4	0	8
	Mike Hylla, Indiana	3	2	8
1985	Dale Ervine, UCLA	4	0	8
1986	Tom Stone, Duke	4	1	9
1987	Bruce Murray, Clemson	5	4	14
1988	Michael Dominic, Long Island	3	0	6
	Ian Hennessy, Seton Hall	3	0	6
1989	Steve Snow, Indiana	4	1	9
1990	Chad Deering, Indiana	3	1	7
1991	Brian McBride, St. Louis	4	0	8
	Alan Prampin, Southern Methodist	3	2	8
	Bill Donnell, Yale	4	0	8
1992	Guillermo Jara, San Diego	3	5	11
1993	Nate Friends, Virginia	5	0	10
	Andre Parris, Princeton	2	6	10
1994	A. J. Wood, Virginia	5	0	10
1995	Mike Fisher, Virginia	5	0	10
1996	Alen Kozic, Florida Int'l	3	3	9
1997	Ben Olsen, Virginia	5	3	13
1998	Aleksey Korol, Indiana	6	2	14
1999	Aleksey Korol, Indiana	4	2	10
2000	Mohamed Fahim, Southern Methodist.	5	2	12
	Corey Woolfolk, Stanford	5	2	12
2001	Ryan Kneipper, North Carolina	5	0	10
2002	Matt Taylor, UCLA	5	2	12

Information not available before1974.

All-Tournament Teams

MOP—Most Outstanding Player.

1960
Don Range, St. Louis (MOP offensive)
John Klein, St. Louis (MOP defensive)

1961
Bill Foulke, West Chester (MOP offensive)
Bill Killen, West Chester (MOP defensive)

1962
Gerry Balassi, St. Louis (MOP offensive)
Don Ceresia, St. Louis (MOP defensive)

1964
Sydney Alozie, Michigan St. (MOP offensive)
Myron Hura, Navy (MOP defensive)

1965
Pat McBride, St. Louis (MOP offensive)
Jack Gilsinn, St. Louis (MOP defensive)
Nick Krat, Michigan St. (MOP defensive)

1966
Sandor Hites, San Francisco (MOP offensive)

1967
Ernie Tuchscherer, Michigan St. (MOP offensive)

1969
Al Trost, St. Louis (MOP offensive)
Pat Leahy, St. Louis (MOP defensive)

1971
Mike Seerey, St. Louis (MOP offensive)

1972
Danny Counce, St. Louis (MOP offensive)
Bruce Arena, Cornell (MOP defensive)

1975
Andy Atuegbu, San Francisco (MOP offensive)
Steve Ralbovsky, Brown (MOP defensive)

1976
Andy Atuegbu, San Francisco (MOP offensive)
David Shelton, Indiana (MOP defensive)

1977
John Young, Hartwick (MOP offensive)
Jeff Tipping, Hartwick (MOP defensive)

1997
Seth George, UCLA (MOP offensive)
Matt Reis, UCLA (MOP defensive)
Josh Keller, UCLA
Tom Poltl, UCLA
Ben Olsen, Virginia

Scott Vermillion, Virginia
Brian West, Virginia
Chris Klein, Indiana
Aleksey Korol, Indiana
Tim Leonard, St. Louis
Kevin Quigley, St. Louis

1998
Aleksey Korol, Indiana (MOP offensive)
Nick Garcia, Indiana (MOP defensive)
Lazo Alavanja, Indiana
Gino DiGuardi, Indiana
Dema Kovalenko, Indiana
Yuri Lavrinenko, Indiana
Andrew Parrish, Indiana
Jamie Clark, Stanford
Simon Elliott, Stanford
Lee Morrison, Stanford
Steve Armas, Maryland
Taylor Twellman, Maryland
Michael Goehring, Santa Clara

1999
Yuri Lavrinenko, Indiana (MOP offensive)
Nick Garcia, Indiana (MOP defensive)
Ryan Mack, Indiana
Aleksey Korol, Indiana
Adam Eyre, Santa Clara
Ari Rodopoulos, Santa Clara
Shawn Percell, Santa Clara
Darin Lewis, Connecticut
Brent Rahim, Connecticut
Sasha Victorine, UCLA
Pete Vagenas, UCLA

2000
Darin Lewis, Connecticut (MOP offensive)
Chris Gbandi, Connecticut (MOP defensive)
Brent Rahim, Connecticut
Bryheem Hancock, Connecticut
Max Zieky, Connecticut
Mike Tranchilla, Creighton
Brian Mullan, Creighton
Ishmael Mintah, Creighton
Mike Gabb, Creighton
Diego Walsh, Southern Methodist
Pat Noonan, Indiana

2001
Ryan Kneipper, North Carolina (MOP offensive)
David Stokes, North Carolina (MOP defensive)
Danny Jackson, North Carolina
Matt Crawford, North Carolina
Michael Ueltschey, North Carolina
Pat Noonan, Indiana
Mike Ambersley, Indiana
Matt Moses, Stanford
Todd Dunivant, Stanford
Jeff Matteo, St. John's (N.Y.)
Shalrie Joseph, St. John's (N.Y.)

2002
Aaron Lopez, UCLA (MOP offensive)
Zach Wells, UCLA (MOP defensive)
Joe Wieland, Creighton
Mike Tranchilla, Creighton
Sumed Ibrahim, Maryland
Chad Marshall, Stanford
Roger Levesque, Stanford
Todd Dunivant, Stanford
Adolfo Gregorio, UCLA
Matt Taylor, UCLA
Scot Thompson, UCLA

Individual Records

GOALS, GAME
7—Thompson Usiyan, Appalachian St. (9) vs. George Washington (3), 1978.

GOALS, TOURNAMENT
7—Thompson Usiyan, Appalachian St. (7 vs. George Washington, 0 vs. Clemson), 1978.

GOALS, CAREER
13—A. J. Wood, Virginia, 1991-92-93-94.

ASSISTS, GAME
3—Hugh Copeland, Brown (6) vs. Bridgeport (2), 1976; Dale Russell, Philadelphia U. (4) vs. Penn St. (0), 1976; Duncan MacDonald, Hartwick (5) vs. St. Francis (N.Y.) (1), 1977; Robert Byrkett, Appalachian St. (9) vs. George Washington (3), 1978; Tim Guelker, SIU-Edwardsville (3) vs. Clemson (2), 1979; Peter Dicce, Temple (5) vs. Penn St. (6), 1985; Dario Brose, North Carolina St. (3) vs. South Carolina (1), 1990; Toby Taitano, San Diego (4) vs. Portland (2), 1990; Billy Baumhoff, South Carolina (6) vs. Air Force (0), 1993; Andre Parris, Princeton (5) vs. Penn St. (2), 1993; Daniel Falcone, Portland (4) vs. Butler (1), 1995; Yuri Lavrinenko, Indiana (4) vs. Evansville (1), 1996; Matt Crawford, North Carolina (6) vs. Winthrop (0), 2002.

ASSISTS, TOURNAMENT
6—Andre Parris, Princeton (1 vs. Columbia, 3 vs. Penn St., 2 vs. Hartwick), 1993.

ASSISTS, CAREER
11—Yuri Lavrinenko, Indiana, 1996-97-98-99.

POINTS, GAME
15—Thompson Usiyan (7 goals, 1 assist), Appalachian St. (9) vs. George Washington (3), 1978.

POINTS, TOURNAMENT
15—Thompson Usiyan (7 goals, 1 assist), Appalachian St. (7-1 vs. George Washington, 0-0 vs. Clemson), 1978.

POINTS, CAREER
29—Dave MacWilliams (11 goals, 7 assists), Philadelphia U., 1976-77-78; A. J. Wood (13 goals, 3 assists), Virginia, 1991-92-93-94; Aleksey Korol (12 goals, 5 assists), Indiana, 1996-97-98-99.

SAVES, GAME
28—Frank Crupi, Fairleigh Dickinson (1) vs. Bucknell (0), 1975.

LOWEST GOALS-AGAINST AVERAGE, TOURNAMENT (Min. 3 Games)
0.00—Peter Arnautoff, San Francisco (vs. San Jose St., Clemson and Indiana), 1976; Jon Belskis, Wisconsin (vs. William & Mary, Southern Methodist, Portland and Duke), 1995; Aaron Sockwell, Southern Methodist (vs. Rider, Dartmouth and St. Louis), 1997.

LOWEST GOALS-AGAINST AVERAGE, CAREER (Min. 5 Games)
0.45—Chris Peterson, Indiana, 1982-83 (4 goals, 8 games [802 minutes]).

Team Records

GOALS, GAME
9—St. Louis vs. Stanford (3), 1962; Michigan St. vs. Howard (1), 1962; Howard vs. Duke (0), 1972; Appalachian St. vs. George Washington (3), 1978.

GOALS, TWO TEAMS, GAME
12—St. Louis (9) vs. Stanford (3), 1962; Appalachian St. (9) vs. George Washington (3), 1978.

GOALS, TOURNAMENT
17—Clemson, 1976; Clemson, 1978; UCLA 2002.

SHOTS, GAME
54—Connecticut (2) vs. Rhode Island (3) (4 ot), 1979.

CORNER KICKS, GAME
20—Connecticut (2) vs. Hartford (1) (4 ot), 1999.

FOULS, GAME
50—Rhode Island (3) vs. Connecticut (2) (4 ot), 1979.

GOALS PER GAME, TOURNAMENT (Min. 2 Games)
5.00—St. Louis, 3 games, 1959; St. Louis, 3 games, 1962; Appalachian St., 2 games, 1978.

LOWEST GOALS-AGAINST AVERAGE, TOURNAMENT (Min. 3 Games)
0.00—Wisconsin, 5 games, 1995; San Francisco, 4 games, 1976.

OVERTIME GAMES, TOURNAMENT
5—Alabama A&M, 1981.

LONGEST GAME
166 minutes, 5 seconds—UCLA (1) vs. American (0) (8 ot), 1985.

Won-Lost-Tied Records in Tournament Play

[Note: Before 1974 and beginning again in 1982, no third-place game was played. Each semifinal loser is credited with a third-place finish in those years. The 1967, 1968 and 1989 championship games resulted in ties. Each team is credited with a first-place finish.]

Team (Years Participated)	Yrs.	Won	Lost	Tied	Pct.	1st	2nd	3rd	4th
Adelphi (1963-69-76-78-87-88-90-91-92)	9	2	8	1	.227	0	0	0	0
Air Force (1964-65-68-69-72-77-85-92-93-97)	10	3	10	0	.231	0	0	0	0
UAB (1994-99-2000-01)	4	4	4	0	.540	0	0	0	0
Akron (1966-67-68-70-71-75-76-83-84-85-86-98-2001-02)	14	5	14	0	.263	0	1	0	0
Alabama A&M (1980-81-82-83-84)	5	9	5	0	.643	0	1	1	0
American (1978-79-84-85-97-2001-02)	7	10	7	0	.588	0	1	0	0
Appalachian St. (1975-77-78-80)	4	1	4	0	.200	0	0	0	0
Army (1963-64-65-66-67-68-70-71-72-73-75-96)	12	10	12	0	.455	0	0	4	0
Baltimore (1965)	1	0	1	0	.000	0	0	0	0
Boston College (1982-90-2000-01-02)	5	2	5	0	.286	0	0	0	0
Boston U. (1980-85-86-88-90-91-93-94-95-96-97)	11	5	11	0	.313	0	0	0	0
Bowling Green (1972-73-92-95-96-97)	6	2	6	0	.250	0	0	0	0
Bradley (2000-02)	2	0	2	0	.000	0	0	0	0
Bridgeport (1959-61-63-64-66-67-69-71-73-74-75-76)	12	6	12	0	.333	0	1	1	0
Brockport St. (1961-68)	2	0	2	0	.000	0	0	0	0

Team (Years Participated)	Yrs.	Won	Lost	Tied	Pct.	1st	2nd	3rd	4th
Brooklyn (1960-88-90)	3	1	3	0	.250	0	0	0	0
Brown (1963-65-68-69-70-71-72-73-74-75-76-77-78-94-95-97-98-99-2000)	19	28	20	0	.583	0	0	3	1
Bucknell (1974-75-76)	3	1	3	0	.250	0	0	0	0
Buffalo St. (1967-70)	2	1	2	0	.333	0	0	0	0
Butler (1995-97-98-2001)	4	2	4	0	.333	0	0	0	0
California (1960-77-81-83-85-86-96-2001-02)	9	1	9	0	.100	0	0	0	0
UCLA (1968-70-71-72-73-74-75-76-77-80-83-84-85-86-87-88-89-90-91-92-93-94-95-96-97-98-99-2000-01-02)	30	51	27	0	.654	3	3	3	1
Cal Poly (1995)	1	0	1	0	.000	0	0	0	0
Cal St. Chico (1971-74)	2	0	2	0	.000	0	0	0	0
Cal St. Fullerton (1975-86-93-94-96-98-2000)	7	7	7	0	.500	0	0	1	0
Cal St. Northridge (2002)	1	0	1	0	.000	0	0	0	0
UC Santa Barb. (2002)	1	1	1	0	.500	0	0	0	0
UCF (2002)	1	0	1	0	.000	0	0	0	0
Col. of Charleston (1994-95-96)	3	2	3	0	.400	0	0	0	0
Charleston So. (1997)	1	0	1	0	.000	0	0	0	0
Charlotte (1991-92-94-96-97)	5	3	4	1	.438	0	0	1	0
Cincinnati (1998)	1	0	1	0	.000	0	0	0	0
CCNY (1959)	1	1	1	0	.500	0	0	1	0
Clemson (1972-73-74-75-76-77-78-79-81-82-83-84-85-87-90-91-93-95-97-98-2000-01-02)	23	42	22	0	.656	2	1	2	1
Cleveland St. (1969-70-74-75-77-78-79-80)	8	4	8	0	.333	0	0	0	0
Coastal Caro. (1992-95-2001-02)	4	2	3	1	.417	0	0	0	0
Colgate (1959-66)	2	0	2	0	.000	0	0	0	0
Colorado Col. (1966-67-75)	3	0	3	0	.000	0	0	0	0
Columbia (1970-78-79-80-81-82-83-84-85-89-90-91-93)	13	11	14	0	.440	0	1	0	1
Connecticut (1960-66-72-73-74-75-76-78-79-80-81-82-83-84-85-87-88-89-98-99-2000-01-02)	23	27	21	0	.563	2	0	4	0
Cornell (1971-72-74-75-76-77-80-95-96)	9	8	9	0	.471	0	0	1	0
Cortland St. (1960-64-66)	3	0	3	0	.000	0	0	0	0
Creighton (1992-93-94-95-96-97-98-99-2000-01-02)	11	14	11	0	.560	0	1	2	0
Dartmouth (1964-77-78-90-92-97-2000)	7	5	7	0	.417	0	0	0	0
Davidson (1992)	1	1	1	2	.500	0	0	1	0
Delaware (1968-70)	2	0	2	0	.000	0	0	0	0
Denver (1970)	1	1	1	0	.500	0	0	0	0
Detroit (1996)	1	0	1	0	.000	0	0	0	0
Drexel (1963-72)	2	0	2	0	.000	0	0	0	0
Duke (1972-80-81-82-83-85-86-87-89-92-93-94-95-98-99-2000-02)	17	20	16	1	.554	1	2	1	0
East Stroudsburg (1964-65-71)	3	2	3	0	.400	0	0	0	0
Eastern Ill.* (1982-83)	2	0	2	0	.000	0	0	0	0
Evansville (1982-84-85-86-87-88-89-90-91-92-96)	11	5	11	0	.313	0	0	2	0
Fairleigh Dickinson (1963-64-67-68-74-75-82-83-84-88-89-2001-02)	13	10	13	0	.435	0	0	0	0
Florida Int'l (1991-94-96-97-2001-02)	6	5	6	0	.455	0	1	0	0
Fordham (1996)	1	0	1	0	.000	0	0	0	0
Frank. & Marsh. (1964)	1	0	1	0	.000	0	0	0	0
Fresno St. (1972-82-84-85-86-87-88-89-90-91-93-94-96-98)	14	10	13	1	.438	0	0	1	0
Furman (1991-93-99-2000-01-02)	6	5	6	0	.455	0	0	0	0
George Washington (1974-77-78-89-2002)	5	1	5	0	.167	0	0	0	0
George Mason (1982-84-85-86-87-89-90-96)	8	4	8	0	.333	0	0	0	0
Georgetown (1994-97)	2	1	2	0	.333	0	0	0	0
Gonzaga (2001)	1	0	1	0	.000	0	0	0	0
Hartford (1991-92-96-99)	4	3	4	0	.429	0	0	0	0
Hartwick (1962-64-68-69-70-71-73-74-75-76-77-78-79-80-83-84-85-86-87-89-93-95)	22	36	22	0	.621	1	0	5	1
Harvard (1968-69-70-71-72-74-84-86-87-94-96-2001)	12	17	12	0	.586	0	0	4	0
Hofstra (1968)	1	0	1	0	.000	0	0	0	0
Holy Cross (2002)	1	0	1	0	.000	0	0	0	0
Howard* (1962-63-72-74-75-76-80-88-89-97)	10	17	10	0	.630	1	1	1	1
Ill.-Chicago (1999-2000)	2	1	2	.0	.333	0	0	0	0
Illinois St. (1990)	1	0	1	0	.000	0	0	0	0
Indiana (1974-76-77-78-79-80-81-82-83-84-85-87-88-89-90-91-92-93-94-95-96-97-98-99-2000-01-02)	27	62	22	1	.735	5	6	4	0
IUPUI (2000)	1	0	1	0	.000	0	0	0	0
Ithaca (1965)	1	0	1	0	.000	0	0	0	0
Jacksonville (1998)	1	1	1	0	.500	0	0	0	0
James Madison (1973-76-92-93-94-95-96-2000-01)	9	3	9	1	.269	0	0	0	0
Kentucky (1999-2000-01)	3	10	3	1	.300	0	0	0	0
Lafayette (1995-98)	2	1	2	0	.333	0	0	0	0
La Salle (1978)	1	0	1	0	.000	0	0	0	0
Lehigh (2000-02)	2	0	2	0	.000	0	0	0	0
Long Island (1963-65-66-67-71-72-73-77-81-82-85-86)	12	8	12	0	.400	0	1	1	0
Loyola (Md.) (1986-87-93-2001-02)	5	6	5	0	.545	0	0	0	0
Loyola Marymount (2001-02)	2	1	2	0	.333	0	0	0	0
Marquette (1997)	1	0	1	0	.000	0	0	0	0
Maryland (1959-60-61-62-63-64-67-68-69-70-76-86-94-95-96-97-98-99-2001-02)	20	23	18	2	.558	1	2	4	0
UMBC (1999)	1	0	1	0	.000	0	0	0	0
Massachusetts (2001)	1	1	1	0	.500	0	0	0	0
Memphis (1993)	1	0	1	0	.000	0	0	0	0
Mercer (2001)	1	0	1	0	.000	0	0	0	0
Michigan St. (1962-63-64-65-66-67-68-69-2001)	9	17	7	2	.692	2	2	2	0
Middlebury (1965-70)	2	0	2	0	.000	0	0	0	0
UMKC (2001)	1	1	1	0	.500	0	0	0	0
Montclair St. (1969)	1	0	1	0	.000	0	0	0	0
Navy (1963-64-65-66-67-69-70-71-74-88)	10	14	9	0	.609	1	1	2	0
UNLV* (1983-84-85-88)	4	2	4	0	.333	0	0	0	0
New Hampshire (1994)	1	0	1	0	.000	0	0	0	0
New Mexico (2001-02)	2	2	2	0	.500	0	0	0	0
New York U. (1961-69-72)	3	1	3	0	.250	0	0	0	0

Team (Years Participated)	Yrs.	Won	Lost	Tied	Pct.	1st	2nd	3rd	4th
North Carolina (1968-87-88-90-91-93-94-99-2000-01-02)	11	15	10	0	.600	1	0	1	0
UNC Greensboro (1993-94-95-96-98)	5	1	5	0	.167	0	0	0	0
North Carolina St. (1981-83-84-85-86-87-90-91-92-94)	10	6	10	0	.375	0	0	1	0
North Texas (1982)	1	1	1	0	.500	0	0	0	0
Northeastern (2002)	1	1	1	0	.500	0	0	0	0
Northern Ill. (1973)	1	0	1	0	.000	0	0	0	0
Notre Dame (1988-93-94-96-2001-02)	6	2	6	0	.250	0	0	0	0
Oakland (2002)	1	0	1	0	.000	0	0	0	0
Ohio (1965-71-72)	3	1	3	0	.250	0	0	0	0
Ohio St. (2000-01)	2	0	2	0	.000	0	0	0	0
Old Dominion (1989-91-2002)	3	1	3	0	.250	0	0	0	0
Oneonta St. (1973-74-75)	3	1	3	0	.250	0	0	0	0
Oregon St. (2002)	1	0	1	0	.000	0	0	0	0
Penn St. (1970-71-72-73-74-75-76-77-78-79-80-81-82-84-85-86-88-89-92-93-94-95-98-99-2001-02)	26	23	26	0	.469	0	0	1	0
Pennsylvania (1969-70-71-72-73-77-2002)	7	8	7	0	.533	0	0	0	0
Philadelphia U. (1969-70-73-74-75-76-77-78-79-80-81-82-83-84-88-89)	16	19	18	0	.514	0	0	0	2
Pittsburgh (1962-65)	2	0	2	0	.000	0	0	0	0
Portland (1988-89-90-91-92-93-95-99-2001-02)	10	10	9	1	.525	0	0	2	0
Princeton (1977-79-89-93-95-99-2001)	7	4	7	0	.364	0	0	1	0
Providence (1983)	1	0	1	0	.000	0	0	0	0
Rensselaer (1969)	1	0	1	0	.000	0	0	0	0
Rhode Island (1972-76-77-79-95-96-99-2000)	8	3	8	0	.273	0	0	0	0
Richmond (1990-98-2002)	3	0	3	0	.000	0	0	0	0
Rider (1997-98)	2	0	2	0	.000	0	0	0	0
Robert Morris (1993-94)	2	0	2	0	.000	0	0	0	0
Rutgers (1960-61-83-87-89-90-91-93-94-96-97-99-2001)	13	14	13	0	.519	0	1	3	0
St. Francis (N.Y.) (1974-76-77-78-82)	5	3	5	0	.375	0	0	0	0
St. John's (N.Y.) (1992-93-94-95-96-97-98-99-2000-01-02)	11	14	10	0	.583	1	0	1	0
St. Joseph's (1966-71-72)	3	0	3	0	.000	0	0	0	0
St. Louis (1959-60-61-62-63-64-65-66-67-68-69-70-71-72-73-74-75-76-77-78-79-80-81-83-84-86-87-88-89-90-91-92-93-94-95-97-98-99-2000-01-02)	41	63	30	4	.670	10	3	3	0
San Diego (1990-92-93-94-95-98-99-2000-01-02)	10	8	10	0	.444	0	1	0	0
San Diego St.* (1969-82-87-88-89)	5	5	5	0	.500	0	1	0	0
San Francisco* (1959-61-63-65-66-67-68-69-70-71-73-74-75-76-77-79-80-81-82-83-84-86-87-91-93-94)	26	36	22	1	.619	4	2	1	0
San Jose St. (1963-64-66-67-68-69-70-71-72-74-76-98-2000)	13	7	13	0	.350	0	0	1	0
Santa Clara (1973-78-79-89-90-91-93-95-96-97-98-99-2001)	13	17	11	3	.597	1	2	1	0
Seton Hall (1986-87-88-90-91-92-2001-02)	8	4	8	1	.346	0	0	0	0
SIU-Edwardsville (1969-70-71-73-74-75-76-77-78-79-80-81-82)	13	19	12	0	.613	1	1	2	0
South Carolina (1979-85-86-87-88-89-90-92-93-94-95-97-98-2000-01-02)	16	15	16	0	.484	0	1	1	0
South Fla. (1969-70-71-73-75-82-96-97-98-2001)	10	5	10	0	.333	0	0	0	0
Southern Conn. St. (1969-71)	2	0	2	0	.000	0	0	0	0
Southern Methodist (1979-80-83-84-85-86-87-88-89-90-91-92-94-95-96-97-98-99-2000-01-02)	21	24	18	3	.567	0	0	1	0
Southwest Mo. St. (1997-99)	2	0	2	0	.000	0	0	0	0
Springfield (1962-63)	2	1	2	0	.333	0	0	1	0
Stanford (1962-78-91-92-97-98-99-2000-01-02)	10	13	9	1	.587	0	2	2	0
Syracuse (1984)	1	0	1	0	.000	0	0	0	0
Temple (1966-67-68-73-76-78-85)	7	4	7	0	.364	0	0	0	0
Towson (2001)	1	1	1	0	.500	0	0	0	0
Trinity (Conn.) (1964-65-67-68)	4	3	4	0	.429	0	0	0	0
Tulsa (1991)	1	0	1	0	.000	0	0	0	0
Vermont (1975-77-78-81-89-90-2000)	7	2	7	0	.222	0	0	0	0
Virginia (1969-79-81-82-83-84-85-86-87-88-89-90-91-92-93-94-95-96-97-98-99-2000-01-02)	24	40	19	2	.672	5	1	2	0
Va. Commonwealth (1997-98-99-2002)	4	0	4	0	.000	0	0	0	0
Wake Forest (1988-89-90-91-99-2001-02)	7	3	7	0	.300	0	0	0	0
Washington (1972-73-76-78-82-89-92-95-96-97-98-99-2000-01)	14	5	14	0	.263	0	0	0	0
West Chester (1959-60-61-63-65-67-68-69)	8	7	7	0	.500	1	0	2	0
West Virginia (1966-68-71-72-73-81-92)	7	1	7	0	.125	0	0	0	0
William & Mary (1980-83-87-92-93-95-96-97-98-99-2000-02)	12	8	12	0	.400	0	0	0	0
Williams (1959)	1	0	1	0	.000	0	0	0	0
Winthrop (2002)	1	0	1	0	.000	0	0	0	0
Wisconsin (1981-91-93-94-95)	5	8	4	0	.667	1	0	0	0
Wis.-Green Bay (1983)	1	0	1	0	.000	0	0	0	0
Wis.-Milwaukee (1979-80-90-2001-02)	5	1	5	0	.167	0	0	0	0
Worcester Tech (1970)	1	0	1	0	.000	0	0	0	0
Yale (1973-86-89-91-99)	5	5	5	0	.500	0	0	0	0

**Participation in the tournament vacated: Eastern Ill. 1981; Howard 1970-71; UNLV 1987; San Diego St. 1981; San Francisco 1978.*

All-Time Results

1959 First Round: St. Louis 4, San Francisco 0; CCNY 1, Williams 0; Bridgeport 3, Colgate 2 (ot); West Chester 1, Maryland 0. **Semifinals:** Bridgeport 2, West Chester 1 (10 ot); St. Louis 6, CCNY 2. **Championship:** St. Louis 5, Bridgeport 2.

1960 First Round: St. Louis 2, California 0; West Chester 1, Brooklyn 0; Maryland 4, Rutgers 3 (ot); Connecticut 4, Cortland St. 3. **Semifinals:** St. Louis 2, West Chester 1; Maryland 4, Connecticut 0. **Championship:** St. Louis 3, Maryland 2.

1961First Round: West Chester 4, Maryland 2; Bridgeport 1, New York U. 0; St. Louis 1, San Francisco 0; Rutgers 3, Brockport St. 1. **Semifinals:** West Chester 2, Bridgeport 0; St. Louis 6, Rutgers 1. **Championship:** West Chester 2, St. Louis 0.

1962 First Round: St. Louis 9, Stanford 3; Michigan St. 9, Howard 1; Springfield 2, Hartwick 1; Maryland 4, Pittsburgh 3. **Semifinals:** St. Louis 2, Michigan St. 0; Maryland 5, Springfield 0. **Championship:** St. Louis 4, Maryland 3.

1963 First Round: Brown 1, Springfield 0; Army 4, Adelphi 2; Navy 5, Howard 1; West Chester 2, Fairleigh Dickinson 0; San Francisco 2, San Jose St. 0; St. Louis 2, Michigan St. 0; Bridgeport 3, Long Island 1; Maryland 5, Drexel 2. **Quarterfinals:** Army 3, Brown 1; Navy 3, West Chester 0; St. Louis 3, San Francisco 2; Maryland 5, Bridgeport 3. **Semifinals:** Navy 4, Army 0; St. Louis 7, Maryland 3. **Championship:** St. Louis 3, Navy 0.

1964 First Round: Trinity (Conn.) 2, Dartmouth 1; Army 4, Cortland St. 3 (3 ot, corner kicks); Michigan St. 1, Maryland 0; East Stroudsburg 6, Frank. & Marsh. 0; Navy 2, Fairleigh Dickinson 1; Bridgeport 1, Hartwick 0; San Jose St. 5, Air Force 3. **Quarterfinals:** Army 6, Trinity (Conn.) 1; Michigan St. 4, East Stroudsburg 0; Navy 5, Bridgeport 3; St. Louis 5, San Jose St. 0. **Semifinals:** Michigan St. 3, Army 2 (ot); Navy 2, St. Louis 1. **Championship:** Navy 1, Michigan St. 0.

1965 First Round: Trinity (Conn.) 2, Middlebury 1; Army 3, Long Island 2; Michigan St. 7, Baltimore 0; East Stroudsburg 2, Pittsburgh 0; Navy 4, West Chester 1; Brown 2, Ithaca 1; St. Louis 2, Ohio 1; San Francisco 3, Air Force 2. **Quarterfinals:** Army 3, Trinity (Conn.) 1; Michigan St. 2, East Stroudsburg 1; Navy 6, Brown 2; St. Louis 5, San Francisco 2. **Semifinals:** Michigan St. 3, Army 1; St. Louis 3, Navy 1. **Championship:** St. Louis 1, Michigan St. 0.

1966 First Round: Bridgeport 3, Colgate 1; Long Island 6, Cortland St. 1; Michigan St. 2, Akron 0; Temple 4, West Virginia 0; Navy 4, St. Joseph's 1; Army 2, Connecticut 1; St. Louis 5, Colorado Col. 1; San Francisco 2, San Jose St. 1. **Quarterfinals:** Long Island 1, Bridgeport 0; Michigan St. 3, Temple 1; Army 3, Navy 1; San Francisco 2, St. Louis 1 (4 ot). **Semifinals:** Long Island 3, Michigan St. 2 (4 ot, corner kicks); San Francisco 2, Army 0. **Championship:** San Francisco 5, Long Island 2.

1967 First Round: Long Island 2, Bridgeport 0; Trinity (Conn.) 6, Army 4; Michigan St. 4, Maryland 1; Akron 1, Temple 0; Navy 5, West Chester 0; Buffalo St. 2, Fairleigh Dickinson 1 (2 ot, corner kicks); St. Louis 6, Colorado Col. 1; San Jose St. 4, San Francisco 3 (2 ot, corner kicks). **Quarterfinals:** Long Island 3, Trinity (Conn.) 1; Michigan St. 3, Akron 1; Navy 2, Buffalo St. 1; St. Louis 4, San Jose St. 3. **Semifinals:** Michigan St. 4, Long Island 0; St. Louis 1, Navy 0. **Championship:** Michigan St. 0, St. Louis 0 (called due to inclement weather).

1968 First Round: Army 4, Harvard 1; Fairleigh Dickinson 3, Hofstra 1; Michigan St. 5, North Carolina 0; Temple 3, Delaware 2 (4 ot); St. Louis 3, West Virginia 2. **Second Round:** Army 4, Brockport St. 3 (2 ot, corner kicks); Brown 3, Fairleigh Dickinson 0; Michigan St. 1, Akron 0; West Chester 4, Temple 3; Maryland 3, St. Louis 1; Hartwick 4, Trinity (Conn.) 0; San Jose St. 3, UCLA 1; Air Force 3, San Francisco 2. **Quarterfinals:** Brown 3, Army 1; Michigan St. 3, West Chester 2 (4 ot, corner kicks); Maryland 2, Hartwick 1; San Jose St. 1, Air Force 0. **Semifinals:** Michigan St. 2, Brown 0; Maryland 4, San Jose St. 3 (ot). **Championship:** Michigan St. 2, Maryland 2 (tie, 2 ot).

1969 First Round: Harvard 5, Southern Conn. St. 0; Brown 2, Bridgeport 1; Hartwick 5, Rensselaer 3; New York U. 1, Adelphi 0; Maryland 5, Virginia 0; South Fla. 1, Navy 0; Philadelphia U. 2, West Chester 1; Pennsylvania 3, Montclair St. 0. **Second Round:** Harvard 4, Brown 0; Hartwick 4, New York U. 3; St. Louis 4, SIU-Edwardsville 0; Cleveland St. 3, Michigan St. 0; San Jose St. 1, Air Force 0; San Francisco 2, San Diego St. 1; Maryland 4, South Fla. 1; Pennsylvania 2, Philadelphia U. 1 (4 ot, corner kicks). **Quarterfinals:** Harvard 1, Hartwick 0; St. Louis 2, Cleveland St. 1; San Francisco 3, San Jose St. 1; Maryland 1, Pennsylvania 0. **Semifinals:** St. Louis 2, Harvard 1; San Francisco 1, Maryland 0. **Championship:** St. Louis 4, San Francisco 0.

1970 First Round: Harvard 6, Worcester Tech 0; Brown 1, Middlebury 0; Hartwick 4, Army 0; Columbia 2, Buffalo St. 1 (2 ot, corner kicks); Navy 1, South Fla. 0 (2 ot, corner kicks); #Howard 2, Maryland 0; Penn St. 2, Delaware 1; Philadelphia U. 2, Pennsylvania 1. **Second Round:** Harvard 2, Brown 1; Hartwick 6, Columbia 1; St. Louis 7, Cleveland St. 0; SIU-Edwardsville 6, Akron 0; Denver 2, San Jose St. 1; UCLA 3, San Francisco 2; #Howard 2, Navy 0; Philadelphia U. 2, Penn St. 1. **Quarterfinals:** Hartwick 4, Harvard 3; St. Louis 2, SIU-Edwardsville 1; UCLA 3, Denver 1; #Howard 1, Philadelphia U. 0. **Semifinals:** St. Louis 1, Hartwick 0; UCLA 4, #Howard 3. **Championship:** St. Louis 1, UCLA 0.

#Howard's participation in 1970 tournament vacated.

1971 First Round: Harvard 5, Southern Conn. St. 0; Brown 4, Bridgeport 1; Hartwick 3, Army 0; Cornell 2, Long Island 1; #Howard 1, West Virginia 0; Navy 3, South Fla. 1; Pennsylvania 2, East Stroudsburg 0; Penn St. 4, St. Joseph's 1. **Second Round:** Harvard 3, Brown 0; Hartwick 4, Cornell 1; #Howard 3, Navy 0; Penn St. 2, Pennsylvania 1; St. Louis 4, Ohio 0; SIU-Edwardsville 2, Akron 0; San Francisco 3, San Jose St. 2; UCLA 5, Cal St. Chico 1. **Quarterfinals:** Harvard 4, Hartwick 1; #Howard 8, Penn St. 0; St. Louis 3, SIU-Edwardsville 1; San Francisco 6, UCLA 2. **Semifinals:** #Howard 1, Harvard 0; St. Louis 3, San Francisco 2. **Championship:** #Howard 3, St. Louis 2.

#Howard's participation in 1971 tournament vacated.

1972 First Round: Harvard 1, Rhode Island 0; Brown 4, Connecticut 2; Long Island 2, New York U. 1 (2 ot); Cornell 3, Army 1; Howard 9, Duke 0; Clemson 3, West Virginia 2; Pennsylvania 4, Drexel 0; Penn St. 2, St. Joseph's 0. **Second Round:** Harvard 3, Brown 2 (2 ot); Cornell 3, Long Island 2; San Jose St. 4, Fresno St. 0; UCLA 5, Washington 0; Howard 4, Clemson 0; Pennsylvania 3, Penn St. 1; St. Louis 2, Bowling Green 0; Ohio 3, Air Force 2. **Quarterfinals:** Cornell 2, Harvard 0; UCLA 3, San Jose St. 1; Howard 2, Pennsylvania 0; St. Louis 3, Ohio 1. **Semifinals:** UCLA 1, Cornell 0; St. Louis 2, Howard 1 (ot). **Championship:** St. Louis 4, UCLA 2.

1973 First Round: Yale 3, Bridgeport 1; Brown 1, Connecticut 0 (ot); Oneonta St. 2, Army 1 (3 ot); Hartwick 3, Long Island 2; Clemson 7, James Madison 0; South Fla. 3, West Virginia 1; Pennsylvania 5, Temple 1; Penn St. 5, Philadelphia U. 3. **Second Round:** Brown 2, Yale 1 (2 ot); Hartwick 2, Oneonta St. 0; St. Louis 6, Bowling Green 0; SIU-Edwardsville 3, Northern Ill. 0; Clemson 1, South Fla. 0 (4 ot); Pennsylvania 4, Penn St. 0; San Francisco 5, Santa Clara 0; UCLA 3, Washington 0. **Quarterfinals:** Brown 1, Hartwick 0; St. Louis 3, SIU-Edwardsville 0; Clemson 1, Pennsylvania 0; UCLA 3, San Francisco 1. **Semifinals:** St. Louis 3, Brown 1; UCLA 2, Clemson 1 (ot). **Championship:** St. Louis 2, UCLA 1 (ot).

1974 First Round: Connecticut 4, Bridgeport 1; Brown 5, Harvard 1; Hartwick 1, Oneonta St. 0; Cornell 4, St. Francis (N.Y.) 2; Howard 2, George Washington 0; Clemson 3, Navy 2 (ot); Philadelphia U. 4, Fairleigh Dickinson 2; Bucknell 1, Penn St. 0. **Second Round:** Connecticut 4, Brown 3 (3 ot); Hartwick 3, Cornell 2 (4 ot, corner kicks); Howard 1, Clemson 0; Philadelphia U. 1, Bucknell 0 (2 ot); SIU-Edwardsville 2, Indiana 0; St. Louis 1, Cleveland St. 0; UCLA 3, San Jose St. 2 (3 ot); San Francisco 2, Cal St. Chico 1. **Quarterfinals:** Hartwick 2, Connecticut 0; Howard 5, Philadelphia U. 3; St. Louis 2, SIU-Edwardsville 1 (3 ot); UCLA 1, San Francisco 0 (2 ot). **Semifinals:** Howard 2, Hartwick 1; St. Louis 2, UCLA 1 (2 ot). **Third Place:** Hartwick 3, UCLA 1. **Championship:** Howard 2, St. Louis 1 (4 ot).

1975 First Round: Connecticut 4, Vermont 3 (ot); Brown 3, Bridgeport 2; Cornell 1, Oneonta St. 0; Hartwick 2, Army 1; Howard 3, Appalachian St. 1; Clemson 3, South Fla. 0; Philadelphia U. 4, Penn St. 3; Fairleigh Dickinson 1, Bucknell 0. **Second Round:** Brown 2, Connecticut 1 (4 ot); Cornell 2, Hartwick 1; San Francisco 4, UCLA 1; Cal St. Fullerton 1, Colorado Col. 0; Howard 3, Clemson 1; Philadelphia U. 5, Fairleigh Dickinson 0; SIU-Edwardsville 3, Cleveland St. 2; St. Louis 2, Akron 1. **Quarterfinals:** Brown 3, Cornell 0; San Francisco 3, Cal St. Fullerton 2; Howard 2, Philadelphia U. 1; SIU-Edwardsville 2, St. Louis 1. **Semifinals:** San Francisco 2, Brown 1 (3 ot); SIU-Edwardsville 3, Howard 1. **Third Place:** Brown 2, Howard 0. **Championship:** San Francisco 4, SIU-Edwardsville 0.

1976 First Round: Connecticut 2, Rhode Island 1; Brown 6, Bridgeport 2; Hartwick 1, Cornell 0; St. Francis (N.Y.) 2, Adelphi 0; Clemson 8, James Madison 0; Howard 3, Maryland 1; Temple 4, Bucknell 0; Philadelphia U. 4, Penn St. 0. **Second Round:** Connecticut 1, Brown 0; Hartwick 3, St. Francis (N.Y.) 0; Indiana 2, Akron 1; SIU-Edwardsville 2, St. Louis 1; Clemson 3, Howard 1; Philadelphia U. 4, Temple 0; San Francisco 1, UCLA 0; San Jose St. 4, Washington 1. **Quarterfinals:** Hartwick 2, Connecticut 1; Indiana 1, SIU-Edwardsville 0; Clemson 3, Philadelphia U. 2; San Francisco 5, San Jose St. 0. **Semifinals:** Indiana 2, Hartwick 1; San Francisco 1, Clemson 0. **Third Place:** Hartwick 4, Clemson 3. **Championship:** San Francisco 1, Indiana 0.

1977 First Round: Brown 2, Dartmouth 1; Rhode Island 1, Vermont 0; Clemson 4, George Washington 0; Hartwick 5, St. Francis (N.Y.) 1; Cornell 2, Long Island 1 (3 ot); Penn St. 5, Pennsylvania 1; Philadelphia U. 3, Princeton 0. **Second Round:** Brown 3, Rhode Island 1; Clemson 3, Appalachian St. 1; Hartwick 3, Cornell 1; Cleveland St. 2, St. Louis 0; SIU-Edwardsville 3, Indiana 2 (4 ot); Philadelphia U. 3, Penn St. 0; San Francisco 2, Air Force 1; UCLA 3, California 0. **Quarterfinals:** Brown 2, Clemson 1; Hartwick 2, Philadelphia U. 0; SIU-Edwardsville 3, Cleveland St. 2 (3 ot); San Francisco 4, UCLA 1. **Semifinals:** San Francisco 2, SIU-Edwardsville 1; Hartwick 4, Brown 1. **Third Place:** SIU-Edwardsville 3, Brown 2. **Championship:** Hartwick 2, San Francisco 1.

1978 First Round: Clemson 4, American 0; Appalachian St. 9, George Washington 3; St. Francis (N.Y.) 1, Adelphi 0; Columbia 3, Hartwick 2; Philadelphia U. 5, La Salle 1; Temple 1, Penn St. 0; Brown 3, Vermont 1; Connecticut 4, Dartmouth 0. **Second Round:** Clemson 2, Appalachian St. 1 (ot); St. Francis (N.Y.) 2, Columbia 0; #San Francisco 6, Stanford 3; Santa Clara 2, Washington 0; Philadelphia U. 2, Temple 1 (ot); Connecticut 3, Brown 1; Indiana 3, Cleveland St. 1; SIU-Edwardsville 3, St. Louis 2 (3 ot). **Quarterfinals:** Clemson 4, St. Francis (N.Y.) 0; #San Francisco 3, Santa Clara 2 (ot); Philadelphia U. 3, Connecticut 0; Indiana 2, SIU-Edwardsville 0. **Semifinals:** #San Francisco 2, Clemson 1; Indiana 2, Philadelphia U. 0. **Third Place:** Clemson 6, Philadelphia U. 2. **Championship:** #San Francisco 2, Indiana 0.

#San Francisco's participation in 1978 tournament vacated.

1979 First Round: SIU-Edwardsville 2, St. Louis 1; Cleveland St. 2, Wis.-Milwaukee 1; Princeton 1, Philadelphia U. 0. **Second Round:** San Francisco 3, Santa Clara 2; SIU-Edwardsville 2, Southern Methodist 0; Indiana 5, Cleveland St. 0; Penn St. 3, Princeton 1; American 1, Virginia 0; Clemson 1, South Carolina 0; Columbia 3, Hartwick 2; Rhode Island 3, Connecticut 2 (4 ot, penalty kicks). **Quarterfinals:** SIU-Edwardsville 4, San Francisco 2; Penn St. 2, Indiana 0; Clemson 1, American 0; Columbia 5, Rhode Island 1. **Semifinals:** SIU-Edwardsville 2, Penn St. 1; Clemson 4, Columbia 1. **Third Place:** Penn St. 2, Columbia 1. **Championship:** SIU-Edwardsville 3, Clemson 2.

1980 First Round: Hartwick 3, Cornell 2 (ot); Cleveland St. 1, Wis.-Milwaukee 0; Duke 2, Appalachian St. 1; Southern Methodist 2, SIU-Edwardsville 0. **Second Round:** Hartwick 2, Columbia 1; Connecticut 6, Boston U. 0; Indiana 3, Cleveland St. 0; Penn St. 3, Philadelphia U. 2; William & Mary 2, Howard 1 (4 ot, penalty kicks); Alabama A&M 2, Duke 0; San Francisco 2, UCLA 1 (ot); St. Louis 3, Southern Methodist 1. **Quarterfinals:** Hartwick 1, Connecticut 0 (2 ot); Indiana 3, Penn St. 1; Alabama A&M 1, William & Mary 0; San Francisco 3, St. Louis 2. **Semifinals:** Indiana 5, Hartwick 0; San Francisco 2, Alabama A&M 1. **Third Place:** Alabama A&M 2, Hartwick 0. **Championship:** San Francisco 4, Indiana 3 (ot).

1981 First Round: Clemson 3, North Carolina St. 1; Alabama A&M 1, Duke 0 (ot); #San Diego St. 4, California 0; #Eastern Ill. 2, SIU-Edwardsville 1 (ot). **Second Round:** Alabama A&M 2, Clemson 1 (3 ot); West Virginia 2, Virginia 1; Indiana 5, Wisconsin 1; Philadelphia U. 2, Penn St. 0; Long Island 1, Columbia 0 (4 ot); Connecticut 6, Vermont 2; #San Diego St. 2, San Francisco 1 (4 ot, penalty kicks); #Eastern Ill. 1, St. Louis 0. **Third Round:** #Eastern Ill. won by forfeit over #San Diego St.; Alabama A&M 2, West Virginia 1 (ot); Philadelphia U. 1, Indiana 0; Connecticut 3, Long Island 0. **Semifinals:** Alabama A&M 3, Philadelphia U. 2 (3 ot, penalty kicks); Connecticut 2, #Eastern Ill. 1. **Third Place:** #Eastern Ill. 4, Philadelphia U. 2. **Championship:** Connecticut 2, Alabama A&M 1 (ot).

#San Diego State's and Eastern Illinois' participation in 1981 tournament vacated.

1982 First Round: Columbia 4, St. Francis (N.Y.) 1; Duke 2, South Fla. 1; Clemson 2, Alabama A&M 0; Penn St. 1, Fairleigh Dickinson 0; San Francisco 3, Washington 2 (2 ot, penalty kicks); San Diego St. 1, Fresno St. 0; North Texas 1, Eastern Ill. 0 (ot). **Second Round:** Long Island 3, Columbia 0; Connecticut 3, Boston College 2 (2 ot, penalty kicks); Duke 2, Clemson 1 (2 ot, penalty kicks); George Mason 1, Virginia 0; Indiana 1, Evansville 0; Philadelphia U. 2, Penn St. 0; San Francisco 2, San Diego St. 0; SIU-Edwardsville 1, North Texas 0. **Third Round:** Connecticut 1, Long Island 0 (2 ot, penalty kicks); Duke 2, George Mason 0; Indiana 2, Philadelphia U. 0; SIU-Edwardsville 1, San Francisco 0. **Semifinals:** Duke 2, Connecticut 1; Indiana 1, SIU-Edwardsville 0. **Championship:** Indiana 2, Duke 1 (8 ot).

1983 First Round: Duke 2, North Carolina St. 1; Alabama A&M 1, Clemson 0; Akron 7, Wis.-Green Bay 0; Fairleigh Dickinson 3, Philadelphia U. 2; San Francisco 5, UCLA 0; UNLV 3, California 1 (2 ot); St. Louis 2, Southern Methodist 1. **Second Round:** Columbia 2, Hartwick 1; Connecticut 2, Providence 0; Alabama A&M 3, Duke 2; Virginia 2, William & Mary 1; Indiana 2, Akron 1 (2 ot); Fairleigh Dickinson 2, Rutgers 1; San Francisco 3, UNLV 2; St. Louis 2, Eastern Ill. 1. **Third Round:** Indiana 2, St. Louis 1; Virginia 3, San

Francisco 2; Columbia 1, Fairleigh Dickinson 0; Connecticut 1, Alabama A&M 0. **Semifinals:** Indiana 3, Virginia 1; Columbia 4, Connecticut 0. **Championship:** Indiana 1, Columbia 0 (2 ot).

1984 First Round: Hartwick 3, Syracuse 1; Clemson 2, North Carolina St. 1; American 2, George Mason 1; Evansville 3, Akron 2 (2 ot, penalty kicks); Penn St. 5, Philadelphia U. 0; UCLA 2, Fresno St. 1; San Francisco 2, UNLV 1 (2 ot). **Second Round:** Hartwick 1, Columbia 0; Harvard 1, Connecticut 0 (2 ot); Clemson 3, Alabama A&M 1; Virginia 1, American 0 (2 ot, penalty kicks); Indiana 5, Evansville 0; Fairleigh Dickinson 1, Penn St. 0; UCLA 1, San Francisco 0; St. Louis 5, Southern Methodist 3. **Third Round:** Indiana 4, St. Louis 2; Hartwick 1, Fairleigh Dickinson 0; Clemson 1, Virginia 0; UCLA 2, Harvard 0. **Semifinals:** Indiana 2, Hartwick 1; Clemson 4, UCLA 1. **Championship:** Clemson 2, Indiana 1.

1985 First Round: Columbia 3, Long Island 1 (2 ot); Clemson 5, North Carolina St. 2; South Carolina 3, Duke 0; George Mason 1, Virginia 0; Indiana 2, Akron 0; UCLA 3, California 1; UNLV 2, Fresno St. 1. **Second Round:** Hartwick 2, Columbia 0; Boston U. 2, Connecticut 1 (2 ot, penalty kicks); South Carolina 1, Clemson 0 (2 ot, penalty kicks); American 3, George Mason 1; Evansville 3, Indiana 0; Penn St. 6, Temple 5 (2 ot, penalty kicks); UCLA 1, UNLV 0 (2 ot); Southern Methodist 2, Air Force 1. **Third Round:** Hartwick 1, Boston U. 0; American 2, South Carolina 0; Evansville 1, Penn St. 0; UCLA 2, Southern Methodist 0. **Semifinals:** American 1, Hartwick 0; UCLA 3, Evansville 1. **Championship:** UCLA 1, American 0 (8 ot).

1986 First Round: Harvard 1, Yale 0 (2 ot, penalty kicks); Duke 3, South Carolina 2; Loyola (Md.) 1, Virginia 0; George Mason 2, Maryland 1 (2 ot); UCLA 3, Cal St. Fullerton 0; Fresno St. 1, San Francisco 0; St. Louis 2, California 0. **Second Round:** Hartwick 3, Long Island 2; Harvard 2, Boston U. 1; Duke 2, North Carolina St. 0; Loyola (Md.) 2, George Mason 0; Akron 2, Evansville 1 (2 ot); Penn St. 2, Seton Hall 0 (2 ot); Fresno St. 1, UCLA 0 (2 ot); Southern Methodist 3, St. Louis 1. **Third Round:** Harvard 2, Hartwick 0; Duke 2, Loyola (Md.) 1; Akron 2, Penn St. 1 (2 ot, penalty kicks); Fresno St. 1, Southern Methodist 0. **Semifinals:** Duke 3, Harvard 1; Akron 1, Fresno St. 0. **Championship:** Duke 1, Akron 0.

1987 First Round: UCLA 1, Fresno St. 0; #UNLV 1, San Francisco 0; San Diego St. 2, St. Louis 1; Clemson 2, Evansville 1; South Carolina 1, North Carolina St. 0 (2 ot); North Carolina 2, Duke 0; Virginia 2, George Mason 0; Loyola (Md.) 1, William & Mary 0. **Second Round:** Adelphi 1, Hartwick 0 (2 ot); Harvard 1, Connecticut 0 (2 ot); San Diego St. 3, Southern Methodist 2 (2 ot, penalty kicks); Clemson 2, Indiana 1; Rutgers 2, Seton Hall 1; North Carolina 2, South Carolina 1 (2 ot); Loyola (Md.) 1, Virginia 0. **Third Round:** Harvard 3, Adelphi 0; San Diego St. 2, UCLA 1; Clemson 3, Rutgers 2; North Carolina 1, Loyola (Md.) 0. **Semifinals:** San Diego St. 2, Harvard 1 (2 ot, penalty kicks); Clemson 4, North Carolina 1. **Championship:** Clemson 2, San Diego St. 0.

#UNLV's participation in 1987 tournament vacated.

1988 First Round: Fairleigh Dickinson 1, Penn St. 0; Philadelphia U. 1, Navy 0; North Carolina 2, Wake Forest 0; Southern Methodist 2, Notre Dame 0; Brooklyn 4, Adelphi 1; Boston U. 3, Connecticut 1; UCLA 2, San Diego St. 1; Fresno St. 2, UNLV 1 (2 ot, penalty kicks). **Second Round:** Virginia 1, Fairleigh Dickinson 0; Howard 2, Philadelphia U. 1 (2 ot, penalty kicks); South Carolina 3, North Carolina 1; Southern Methodist 2, St. Louis 1 (2 ot); Seton Hall 5, Brooklyn 2; Indiana 3, Boston U. 1; Portland 2, UCLA 0; Fresno St. 2, Evansville 1 (2 ot, penalty kicks). **Third Round:** Howard 3, Virginia 2 (2 ot); South Carolina 1, Southern Methodist 0; Indiana 3, Seton Hall 1; Portland 2, Fresno St. 0. **Semifinals:** Howard 2, South Carolina 0; Indiana 1, Portland 0. **Championship:** Indiana 1, Howard 0.

1989 First Round: Columbia 4, Fairleigh Dickinson 1; Vermont 2, Connecticut 0; Yale 1, Hartwick 0; Philadelphia U. 2, Princeton 1; Wake Forest 2, Old Dominion 1; South Carolina 2, Duke 1; George Washington 3, George Mason 1; Howard 2, Penn St. 1 (2 ot, penalty kicks); Southern Methodist 1, Evansville 0; Fresno St. 2, St. Louis 1; Portland 1, Washington 0 (2 ot); UCLA 2, San Diego St. 1 (2 ot, penalty kicks). **Second Round:** Rutgers 3, Columbia 1; Vermont 1, Yale 0 (2 ot); Virginia 4, Philadelphia U. 1; South Carolina 5, Wake Forest 1; Indiana 4, George Washington 0; Howard 2, Southern Methodist 1 (2 ot); Santa Clara 2, Fresno St. 1; UCLA 1, Portland 0 (2 ot, penalty kicks). **Third Round:** Rutgers 2, Vermont 1 (2 ot); Virginia 1, South Carolina 0 (2 ot); Indiana 1, Howard 0; Santa Clara 2, UCLA 0. **Semifinals:** Virginia 3, Rutgers 0; Santa Clara 4, Indiana 2. **Championship:** Santa Clara 1, Virginia 1 (2 ot).

1990 First Round: Adelphi 1, Brooklyn 0; Columbia 2, Seton Hall 0; Dartmouth 2, Vermont 1 (2 ot, penalty kicks); Boston U. 3, Boston College 2; Indiana 5, Wis.-Milwaukee 1; St. Louis 1, George Mason 0; South Carolina 3, Clemson 0; North Carolina 2, Wake Forest 1; Virginia 1, Richmond 0; San Diego 4, Portland 2; Fresno St. 3, Santa Clara 2 (2 ot); Southern Methodist 2, Illinois St. 1. **Second Round:** Rutgers 3, Adelphi 2 (2 ot, penalty kicks); Dartmouth 2, Columbia 1; Evansville 1, Boston U. 0 (2 ot); Indiana 2, St. Louis 1; North Carolina St. 3, South Carolina 1; Virginia 3, North Carolina 1; UCLA 2, San Diego 1 (2 ot); Southern Methodist 2, Fresno St. 1. **Third Round:** Rutgers 1, Dartmouth 0; Evansville 1, Indiana 0; North Carolina St. 2, Virginia 1 (2 ot, penalty kicks); UCLA 2, Southern Methodist 0. **Semifinals:** Rutgers 1, Evansville 0; UCLA 1, North Carolina St. 0 (2 ot, penalty kicks). **Championship:** UCLA 1, Rutgers 0 (4 ot, penalty kicks).

1991 First Round: Hartford 2, Columbia 1; Yale 3, Boston U. 2; Seton Hall* 1, Adelphi 1 (4 ot); North Carolina 1, UNC Charlotte 0 (2 ot); Furman 1, Wake Forest 0 (2 ot); North Carolina St. 3, Clemson 1; Wisconsin 1, Evansville 0; Rutgers 2, Old Dominion 0; Southern Methodist 5, Tulsa 3; Portland 1, Florida Int'l 0 (4 ot); Fresno St. 1, San Francisco 0 (2 ot); Santa Clara 2, Stanford 1 (4 ot). **Second Round:** Virginia 2, Hartford 1 (4 ot); Yale 4, Seton Hall 3 (2 ot); St. Louis 4, North Carolina 0; North Carolina St. 4, Furman 1; Indiana 2, Wisconsin 0 (2 ot); Southern Methodist 3, Rutgers 2; UCLA 3, Portland 0; Santa Clara 3, Fresno St. 0. **Third Round:** Virginia 2, Yale 0; St. Louis 3, North Carolina St. 0; Indiana* 2, Southern Methodist 2 (4 ot); Santa Clara 2, UCLA 1. **Semifinals:** Virginia 3, St. Louis 2 (3 ot); Santa Clara 2, Indiana 0. **Championship:** Virginia** 0, Santa Clara 0 (4 ot).

**Advanced on penalty kicks.*

***Declared champion on penalty kicks.*

1992 First Round: Penn St. 2, Adelphi 1; Seton Hall 2, Hartford 0; Dartmouth 1, St. John's (N.Y.) 0; Southern Methodist 4, Air Force 1; St. Louis 2, Bowling Green 1; Duke 3, James Madison 0; William & Mary 2, West Virginia 0; Davidson* 2, UNC Charlotte 2 (4 ot); Coastal Caro. 2, South Carolina 0; San Diego 3, Stanford 0; Indiana 4, Evansville 1; Washington 2, Portland 1. **Second Round:** Virginia 4, Penn St. 1; Dartmouth 4, Seton Hall 3; Southern Methodist 1, Creighton 0; Duke 4, St. Louis 3; North Carolina St. 3, William & Mary 2; Davidson* 0, Coastal Caro. 0 (4 ot); San Diego 2, UCLA 1; Indiana 2, Washington 0. **Third Round:** Virginia 3, Dartmouth 0; Duke* 0, Southern Methodist 0 (4 ot); Davidson 1, North Carolina St. 0 (3 ot); San Diego 2, Indiana 0. **Semifinals:** Virginia 3, Duke 0; San Diego 3, Davidson 2 (2 ot). **Championship:** Virginia 2, San Diego 0.

**Advanced on penalty kicks.*

1993 First Round: Indiana 6, Memphis 0; Wisconsin 3, Notre Dame 1; Loyola (Md.) 1, James Madison 0; Virginia 2, William & Mary 1; Penn St. 3, Robert Morris 0; Princeton 2, Columbia 0; Hartwick 2, Rutgers 0; Boston U. 2, St. John's (N.Y.) 1; San Diego 4, UCLA 2 (2 ot); Cal St. Fullerton 4, Fresno St. 0; San Francisco 2, Santa Clara 1 (2 ot); St. Louis* 0, Portland 0 (4 ot); Air Force 2, Creighton 1 (4 ot); North Carolina 3, Duke 2; Clemson 2, UNC Greensboro 0; South Carolina 1, Furman 0. **Second Round:** Wisconsin 1, Indiana 0; Virginia 2, Loyola (Md.) 1; Princeton 5, Penn St. 2; Hartwick 2, Boston U. 1 (2 ot); Cal St. Fullerton 3, San Diego 2; San Francisco 2, St. Louis 1; Air Force 2, North Carolina 1; South Carolina 3, Clemson 2. **Third Round:** Virginia 3, Wisconsin 0; Princeton 3, Hartwick 0; Cal St. Fullerton 1, San Francisco 0; South Carolina 6, Air Force 0. **Semifinals:** Virginia 3, Princeton 1; South Carolina 1, Cal St. Fullerton 0. **Championship:** Virginia 2, South Carolina 0.

**Advanced on penalty kicks.*

1994 First Round: Indiana 1, Notre Dame 0 (2 ot); Creighton 2, St. Louis 1; San Francisco* 1, Fresno St. 1 (4 ot); Cal St. Fullerton 3, San Diego 1 (2 ot); Southern Methodist 2, Wisconsin 1; UCLA 3, UAB 2 (2 ot); North Carolina St. 1, South Carolina 0; Col. of Charleston 1, UNC Charlotte 0 (4 ot); Virginia 3, UNC Greensboro 0; Maryland 4, Georgetown 3 (2 ot); James Madison 3, North Carolina 0; Duke 2, Florida Int'l 1 (2 ot); Rutgers 1, St. John's (N.Y.) 0; Penn St. 3, Robert Morris 0; Brown 3, New Hampshire 2 (2 ot); Boston U. 2, Harvard 0. **Second Round:** Indiana 1, Creighton 0; Cal St. Fullerton 1, San Francisco 0 (3 ot); UCLA 4, Southern Methodist 2; Col. of Charleston 5, North Carolina St. 4 (3 ot); Virginia 2, Maryland 1; James Madison 2, Duke 1; Rutgers 3, Penn St. 2 (2 ot); Brown 3, Boston U. 2. **Third Round:** Indiana 2, Cal St. Fullerton 1; UCLA 3, Col. of Charleston 2; Virginia 4, James Madison 1; Rutgers 3, Brown 1. **Semifinals:** Indiana 4, UCLA 1; Virginia 2, Rutgers 1. **Championship:** Virginia 1, Indiana 0.

**Advanced on penalty kicks.*

1995 First Round: Virginia 2, Rhode Island 1; Hartwick 3, St. John's (N.Y.) 2; Brown 2, Boston U. 1; Lafayette 2, Cornell 0 (2 ot); Maryland 2, Penn St. 0; James Madison 1, Princeton 0; Duke 3, UNC Greensboro 0; South Carolina 3, Coastal Caro. 1 (2 ot); UCLA 2, Cal Poly 1; Santa Clara 4, San Diego 1 (2 ot); Portland 1, Washington 0; Butler 1, Indiana 0; Wisconsin 2, Bowling Green 0; William & Mary 2, Creighton 1 (4 ot); Clemson 2, Col. of Charleston 0; Southern Methodist 4, St. Louis 1 (2 ot). **Second Round:** Virginia 4, Hartwick 0; Brown 2, Lafayette 0; James Madison* 2, Maryland 2 (4 ot); Duke 2, South Carolina 0; Santa Clara 2, UCLA 1; Portland 4, Butler 1; Wisconsin 1, William & Mary 0 (2 ot); Southern Methodist 3, Clemson 1. **Third Round:** Virginia 4, Brown 1; Duke 3, James Madison 2; Portland 2, Santa Clara 1; Wisconsin 2, Southern Methodist 0. **Semifinals:** Wisconsin 1, Portland 0; Duke 3, Virginia 2. **Championship:** Wisconsin 2, Duke 0.

**Advanced on penalty kicks.*

1996 First Round: Washington 2, Santa Clara 1 (4 ot); Fresno St. 2, California 1; Cal St. Fullerton 2, UCLA 1; Creighton 2, Southern Methodist 0; George Mason 1, Virginia 0; St. John's (N.Y.) 5, Fordham 1; Maryland 2, James Madison 1 (2 ot); William & Mary 3, Army 1; Notre Dame 1, UNC Greensboro 0; UNC Charlotte 3, Col. of Charleston 1; Harvard 3, Boston U. 2; Hartford 3, Rhode Island 2 (2 ot); Bowling Green 4, Detroit 0; Indiana 4, Evansville 1; Rutgers 2, Cornell 1 (3 ot); Fla. Int'l 6, South Fla. 1. **Second Round:** Fresno St. 2, Washington 1; Creighton* 0, Cal St. Fullerton 0 (4 ot); St. John's (N.Y.) 2, George Mason 1; William & Mary 3, Maryland 0; UNC Charlotte 1, Notre Dame 0; Hartford 3, Harvard 2 (2 ot); Indiana 2, Bowling Green 0; Florida Int'l 2, Rutgers 0. **Third Round:** Creighton 2, Fresno St. 0; St. John's (N.Y.) 2, William & Mary 1 (2 ot); UNC Charlotte 3, Hartford 0; Florida Int'l 1, Indiana 0. **Semifinals:** St. John's (N.Y.) 2, Creighton 1; Florida Int'l 4, UNC Charlotte 0. **Championship:** St. John's (N.Y.) 4, Florida Int'l 1.

**Advanced on penalty kicks.*

1997 First Round: Indiana 2, Butler 1 (3 ot); Bowling Green 1, Marquette 0; St. John's (N.Y.) 2, Brown 1; South Fla. 3, Florida Int'l 1; UCLA 3, Santa Clara 0; Washington 2, Stanford 1 (2 ot); Clemson 5, UNC Charlotte 0; South Carolina 3, Charleston So. 0; Southern Methodist 1, Rider 0; Dartmouth 5, Boston U. 1; St. Louis 2, Southwest Mo. St. 0; Creighton 3, Air Force 2 (2 ot); American 2, William & Mary 1 (2 ot); Maryland 1, Rutgers 0; Georgetown 2, Va. Commonwealth 0; Virginia 3, Howard 0. **Second Round:** Indiana 4, Bowling Green 0; South Fla. 2, St. John's (N.Y.) 1; UCLA 1, Washington 0; Clemson 1, South Carolina 0 (2 ot); Southern Methodist 2, Dartmouth 0; St. Louis 1, Creighton 0; American 1, Maryland 0; Virginia 5, Georgetown 1. **Third Round:** Indiana 6, South Fla. 0; UCLA 2, Clemson 1; St. Louis* 0, Southern Methodist 0 (4 ot); Virginia 2, American 1 (2 ot). **Semifinals:** UCLA 1, Indiana 0 (3 ot); Virginia 3, St. Louis 1. **Championship:** UCLA 2, Virginia 0.

**Advanced on penalty kicks.*

1998 First Round: Clemson 5, Lafayette 0; William & Mary 2, South Fla. 1 (2 ot); Butler 1, Cincinnati 0 (2 ot); Indiana 3, Akron 2 (2 ot); St. John's (N.Y.) 1, Brown 0 (2 ot); Penn St. 1, Connecticut 0; Santa Clara 1, Southern Methodist 0; UNC Greensboro 2, Washington 1; Jacksonville 3, Duke 2; Maryland 2, Richmond 1; Creighton 4, St. Louis 1 (2 ot);

UCLA 2, Fresno St. 1; San Diego 2, Cal St. Fullerton 1; Stanford 3, San Jose St. 2 (3 ot); South Carolina 2, Va. Commonwealth 1; Virginia 3, Rider 0. **Second Round:** Clemson 1, William & Mary 0; Indiana 2, Butler 1 (2 ot); St. John's (N.Y.) 1, Penn St. 0; Santa Clara 4, UNC Greensboro 1; Maryland 3, Jacksonville 0; Creighton 2, UCLA 0; Stanford 3, San Diego 1 (2 ot); Virginia 1, South Carolina 0. **Third Round:** Indiana 2, Clemson 1; Santa Clara 2, St. John's (N.Y.) 1; Maryland 3, Creighton 2; Stanford 3, Virginia 0. **Semifinals:** Indiana 4, Santa Clara 0; Stanford 1, Maryland 0. **Championship:** Indiana 3, Stanford 1.

1999 First Round: Duke 4, UMBC 3 (ot); Santa Clara* 2, Stanford 2 (4 ot); Southern Methodist 2, Creighton 1 (2 ot); UAB 2, Southwest Mo. St. 1; Wake Forest 2, Va. Commonwealth 1; Furman 2, North Carolina 1 (2 ot); Yale 1, Rutgers 0 (2 ot); Connecticut 2, Hartford 1 (4 ot); St. Louis 3, Ill.-Chicago 2; UCLA 4, San Diego 1; Brown 2, Rhode Island 1 (ot); Virginia 2, Princeton 1 (3 ot); St. John's (N.Y.) 1, Maryland 0; Penn St. 1, William & Mary 0; Washington 3, Portland 2; Indiana 1, Kentucky 0 (ot). **Second Round:** Santa Clara 4, Duke 2; UAB 2, Southern Methodist 0; Furman 4, Wake Forest 0; Connecticut 3, Yale 0; UCLA 2, St. Louis 0; Virginia 3, Brown 1; Penn St. 2, St. John's (N.Y.) 1 (3 ot); Indiana 2, Washington 0. **Third Round:** Santa Clara 3, UAB 2 (1 ot); Connecticut 3, Furman 2; UCLA 2, Virginia 0; Indiana 3, Penn St. 0. **Semifinals:** Santa Clara 2, Connecticut 1 (4 ot); Indiana 3, UCLA 2 (4 ot). **Championship:** Indiana 1, Santa Clara 0.

**Advanced on penalty kicks.*

2000 First Round: North Carolina 3, William & Mary 2 (ot); Rhode Island 3, Boston College 0; Washington 1, UAB 0 (4 ot); Indiana 4, San Jose St. 0; Virginia 5, Lehigh 0; St. John's (N.Y.) 1, James Madison 0; Creighton 1, Ohio St. 0; San Diego 1, UCLA 0 (ot); Stanford 4, Cal St. Fullerton 0; Ill.-Chicago 1, Bradley 0; Kentucky* 0, St. Louis 0 (4 ot); Southern Methodist 2, IUPUI 0; Duke 1, South Carolina 0; Brown 2, Vermont 0; Connecticut 3, Dartmouth 0; Clemson 3, Furman 2. **Second Round:** North Carolina 3, Rhode Island 1; Indiana 2, Washington 1; Virginia 2, St. John's (N.Y.) 1; Creighton 3, San Diego 0; Stanford 6, Ill.-Chicago 0; Southern Methodist 3, Kentucky 1; Brown 1, Duke 0; Connecticut 2, Clemson 1 (ot). **Quarterfinals:** Indiana 1, North Carolina 0; Creighton 3, Virginia 0; Southern Methodist 2, Stanford 1; Connecticut 1, Brown 0. **Semifinals:** Creighton 2, Indiana 1 (3 ot); Connecticut 2, Southern Methodist 0. **Championship:** Connecticut 2, Creighton 0.

**Advanced on penalty kicks.*

2001 First Round: New Mexico 1, Florida Int'l 0; UCLA 3, Loyola Marymount 2 (2 ot); South Fla. 2, Akron 1; Massachusetts 1, Creighton 0; Kentucky 1, Mercer 0; Santa Clara 1, California 0 (3 ot); Portland 1, Gonzaga 0; Maryland 1, Notre Dame 0; UMKC 2, Wis.-Milwaukee 1 (ot); Towson 4, James Madison 1; UAB 1, Furman 0 (ot); Rutgers 1, Harvard 0; Michigan St. 2, Butler 1; American 2, Ohio St. 1; Fairleigh Dickinson 1, Boston College 0 (3 ot); Seton Hall 2, Coastal Caro. 1. **Second Round:** Southern Methodist 2, New Mexico 0; UCLA 4, San Diego 0; Penn St. 1, South Fla. 0 (3 ot); St. John's (N.Y.) 1, Massachusetts 0; Stanford 3, Santa Clara 1; Portland 1, Washington 0; Loyola (Md.) 1, Maryland 0 (2 ot); St. Louis 2, UMKC 1; Clemson 1, Kentucky 0 (3 ot); UAB 3, South Carolina 2 (ot); Rutgers 2, Connecticut 1 (3 ot); Indiana 1, Michigan St. 0; North Carolina 3, Towson 0; American 3, Wake Forest 0; Fairleigh Dickinson 2, Princeton 1; Seton Hall 1, Virginia 0. **Third Round:** Southern Methodist 1, UCLA 0; St. John's (N.Y.) 2, Penn St. 1 (3 ot); Clemson 3, UAB 2 (2 ot); Indiana 3, Rutgers 0; Stanford 3, Portland 1; St. Louis 3, Loyola (Md.) 0; North Carolina 1, American 0 (ot); Fairleigh Dickinson 1, Seton Hall 0. **Quarterfinals:** St. John's (N.Y.) 2, Southern Methodist 0; Indiana 2, Clemson 0; Stanford 1, St. Louis 0; North Carolina 3, Fairleigh Dickinson 2 (3 ot). **Semifinals:** Indiana 2, St. John's (N.Y.) 1 (2 ot); North Carolina 3, Stanford 2 (4 ot). **Championship:** North Carolina 2, Indiana 0.

2002 First Round: Old Dominion 3, Richmond 0; Coastal Caro. 2, South Carolina 1 (2 ot); Portland 2, Oregon St. 0; Furman 2, Loyola (Md.) 0; Northeastern* 1, Lehigh 1 (2 ot, pk); Florida Int'l 2, UCF 1; Wis.-Milwaukee 2, Oakland 1; Fairleigh Dickinson* 1, Holy Cross 1(2 ot, pk); Loyola Marymount 1, Cal St. Northridge 0; UC Santa Barb. 2, San Diego 0; North Carolina 6, Winthrop 0; William & Mary 2, Duke 1; Pennsylvania 1, Seton Hall 0 (ot); Notre Dame 3, Akron 1; New Mexico 2, Bradley 1; American 1, George Washington 0. **Second Round:** Wake Forest 1, Old Dominion 0; Clemson* 1, Coastal Caro. 1(2 ot, pk); Stanford* 0, Portland 0 (2 ot, pk); Furman* 0, Va. Commonwealth 0 (2 ot, pk); Boston College 2, Northeastern 1; Southern Methodist 3, Florida Int'l 1; Creighton 3, Wis.-Milwaukee 2; St. John's (N.Y.) 2, Fairleigh Dickinson 1 (2 ot); UCLA 4, Loyola Marymount 2; California 2, UC Santa Barb. 1; Penn St. 1, North Carolina 0 (2 ot); William & Mary* 1, Virginia 1(2 ot, pk); Connecticut 4, Pennsylvania 0; Indiana 1, Notre Dame 0; St. Louis 1, New Mexico 0; Maryland 1, American 0. **Third Round:** Clemson 2, Wake Forest 1 (ot); Stanford 2, Furman 1 (2 ot); Boston College* 4, Southern Methodist 4 (2 ot, pk); Creighton 1, St. John's (N.Y.) 0 (ot); UCLA 3, California 2; Penn St. 1, William & Mary 0 (ot); Connecticut 1, Indiana 0; Maryland 1, St. Louis 0 (ot). **Quarterfinals:** Stanford 2, Clemson 0; Creighton 6, Boston College 2; UCLA 7, Penn St. 1; Maryland 3, Connecticut 0. **Semifinals:** UCLA 2, Maryland 1; Stanford 2, Creighton 1 (2 ot). **Championship:** UCLA 1, Stanford 0.

**Advanced on penalty kicks.*

Soccer

DIVISION II

2002 Championship

Edited by: Crissy Schluep.

Highlights

Seawolves' First Victory: Sonoma State claimed its first championship with a 4-3 victory over Southern New Hampshire at Virginia Beach, Virginia, December 8.

Sonoma State, which lost in the 1991 title game, finished with a record of 19-3-1. Southern New Hampshire, seeking its second national title, ended with a record of 20-3-1.

For more, go to the December 23, 2002, issue of The NCAA News on the World Wide Web.

All-Tournament Team: Sonoma State's Tony Bussard, Brandon Boone, Matt Bernard and Ryan Smith were named to the all-tournament team. Bernard was named most outstanding defensive player. Southern New Hampshire's Mounir Tajiou, Romelle Burgess, Anthony Augustine and Matt Kagan also were named. Rounding out the team were Oliver Woodward of Mercyhurst, and Dustin McNaughton and Danny George of Central Arkansas.



Photo by Mike Heffner/NCAA Photos

Sonoma State midfielder Chris Daly heads the ball before Southern New Hampshire opponents Mounir Tajiou and Matt Kagan get there.

Results

FIRST ROUND

NOVEMBER 16
Sonoma St. 3, Cal St. Dom. Hills 2 (2 ot)

Sonoma St.	0	2	0	1—3
Cal St. Dom. Hills	0	2	0	0—2

Second half: CS—Ryan Taylor (Gabriel Valencia), 51:51; CS—Valencia (Victor Guerrero), 59:05; SS—Tony Bussard (Brandon Boone), 62:37; SS—Bussard (Ryan Smith, Thomas Corwin), 70:42.
Overtime: SS—Bussard (Boone), 100:54.
Shots: Sonoma St. 21, Cal St. Dom. Hills 20. Goalkeeper saves: SS—Matt Bernard 6; CS—Javier Barragan 4. Corner kicks: Sonoma St. 2, Cal St. Dom. Hills 5. Fouls: Sonoma St. 16, Cal St. Dom. Hills 16. Attendance: 727.

NOVEMBER 16
Midwestern St. 3, Incarnate Word 2

Midwestern St.	1	2—3
Incarnate Word	1	1—2

First half: MS—Elliott Gallagher (Marquis Muse), 25:45; IW—Fernando Jorge (Ricardo Lara), 27:44.
Second half: IW—Jorge (Lubomir Bogdanov), 45:41; MS—Jody Walker, 49:27; MS—Andy Valenson, 57:49.
Shots: Midwestern St. 6, Incarnate Word 20. Goalkeeper saves: MS—Sloane Williams 10; IW—Jay Mason 2. Corner kicks: Midwestern St. 4, Incarnate Word 4. Fouls: Midwestern St. 12, Incarnate Word 13. Attendance: 706.

NOVEMBER 16
S.C.-Spartanburg 1, Queens (N.C.) 0

S.C.-Spartanburg	0	1—1
Queens (N.C.)	0	0—0

Second half: S—Ricky Charles, 52:22.
Shots: Queens (N.C.) 9, S.C.-Spartanburg 9. Goalkeeper saves: Q—Brian Flebbe 4; SC—John Rousseau 6. Corner kicks: Queens (N.C.) 4, S.C.-Spartanburg 2. Fouls: Queens (N.C.) 19, S.C.-Spartanburg 18. Attendance: 285.

NOVEMBER 17
Central Ark. 2, Barry 1 (2 ot)

Central Ark.	0	1	0	1—2
Barry	1	0	0	0—1

First half: B—Thiago Vasconcelos (Greg Jehs, Avi Scabini), 33:55.
Second half: CA—Dustin McNaughton (penalty kick), 55:24.
Overtime: CA—Cameron Kersey, 106:48.
Shots: Central Ark. 8, Barry 19. Goalkeeper saves: CA—Adam Woznicki 7; B—Ron Goguen 3. Corner kicks: Central Ark. 2, Barry 6. Fouls: Central Ark. 29, Barry 19. Attendance: 527.

NOVEMBER 17
East Stroudsburg 2, West Chester 1 (2 ot, pk)

East Stroudsburg	0	1	0	0—1
West Chester	1	0	0	0—1

First half: WC—Chris Villaronga (Rich Chandler), 38:56.
Second half: ES—Tom Mustac, 75:06.
Tiebreaker: East Stroudsburg 4, West Chester 2.
Shots: East Stroudsburg 13, West Chester 9. Goalkeeper saves: ES—Bill Sterner 3; WC—Andrew Shafer 8. Corner kicks: East Stroudsburg 11, West Chester 9. Fouls: East Stroudsburg 32, West Chester 24. Attendance: 280.

NOVEMBER 16
Southern N.H. 1, Southern Conn. St. 0

Southern Conn. St.	0	0—0
Southern N.H.	1	0—1

First half: SNH—Own Goal, 9:19.
Shots: Southern Conn. St. 9, Southern N.H. 7. Goalkeeper saves: SC—Andrew Olivieri 4; SNH—Adam Spinelli 2. Corner kicks: Southern Conn. St. 7, Southern N.H. 7. Fouls: Southern Conn. St. 9, Southern N.H. 20. Attendance: 269.

NOVEMBER 17
Mercyhurst 6, Dist. Columbia 0

Dist. Columbia	0	0—0
Mercyhurst	2	4—6

First half: M—Chris Whalley (John Kitcho, Mike Blythe), 2:15; M—Whalley (Rory Hussey), 33:00.
Second half: M—Blythe (Oliver Woodward, Paul Valenti), 52:52; M—Whalley (Woodward), 54:46; M—Woodward, 75:38; M—Blythe, 82:35.
Shots: Dist. Columbia 12, Mercyhurst 29. Goalkeeper saves: DC—Ali Ali 9; MC—Marty Ruberry 4. Corner kicks: Dist. Columbia 4, Mercyhurst 11. Fouls: Dist. Columbia 3, Mercyhurst 7. Attendance: 125.

NOVEMBER 16
Rockhurst 2, Lewis 1
Lewis ..... 0 1—1
Rockhurst..... 0 2—2
Second half: L—Mike Dahm (Justin Sonabria), 33:04; R—Matt Hardebeck (Jake Tieman), 31:47; R—Rhodri Payne (penalty kick), 28:27.
Shots: Lewis 12, Rockhurst 9. Goalkeeper saves: L—Jordan Gustman 7; R—Luke Denney 9. Corner kicks: Lewis 5, Rockhurst 5. Fouls: Lewis 12, Rockhurst 12. Attendance: 650.

SECOND ROUND

NOVEMBER 24
Sonoma St. 3, Midwestern St. 0
Midwestern St..... 0 0—0
Sonoma St..... 2 1—3
First half: SS—Tim Maycock, 33:49; SS—Maycock, 42:23.
Second half: SS—Tony Bussard (Brian Coyne), 63:40.
Shots: Midwestern St. 16, Sonoma St. 20. Goalkeeper saves: MS—Sloane Williams 7; SS—Matt Bernard 3. Corner kicks: Midwestern St. 8, Sonoma St. 4. Fouls: Midwestern St. 23, Sonoma St. 18. Attendance: 1,287.

NOVEMBER 24
Central Ark. 3, S.C.-Spartanburg 0
Central Ark..... 1 2—3
S.C.-Spartanburg ..... 0 0—0
First half: CA—Sheldon Cooper (Ryan Lawrence), 4:44.
Second half: CA—Cooper (Matt Folluo, Ryan McKean), 48:05; CA—Cooper (Joel Irons), 67:01.
Shots: Central Ark. 11, S.C.-Spartanburg 11. Goalkeeper saves: CA—Adam Woznicki 5; SC—John Rousseau 3. Corner kicks: Central Ark. 3, S.C.-Spartanburg 3. Fouls: Central Ark. 11, S.C.-Spartanburg 20. Attendance: 351.

NOVEMBER 23
Southern N.H. 5, East Stroudsburg 3
East Stroudsburg ..... 1 2—3
Southern N.H. ..... 1 4—5
First half: SN—Mounir Tajiou (Mike Savastra), 7:06; ES—Mike Lotocki (Tom Mustac), 22:29.
Second half: SN—Romelle Burgess (Savastra), 52:15; SN—Cassio Ribeiro (Anthony Augustine), 57:20; SN—Matt Kagan (Ribeiro), 71:24; ES—John King (Lotocki), 79:13; SN—Burgess (Ribeiro, Augustine), 86:38; ES—King, 88:51.
Shots: East Stroudsburg 9, Southern N.H. 18. Goalkeeper saves: ES—Bill Sterner 5; SN—Adam Spinelli 2. Corner kicks: East Stroudsburg 4, Southern N.H. 5. Fouls: East Stroudsburg 26, Southern N.H. 19. Attendance: 362.

NOVEMBER 24
Mercyhurst 2, Rockhurst 0
Rockhurst..... 0 0—0
Mercyhurst ..... 2 0—2
First half: M—Shawn Burke (penalty kick), 15:10; M—Paul Valenti (Shane Hogan), 36:11.
Shots: Rockhurst 7, Mercyhurst 11. Goalkeeper saves: R—Luke Denney 7; M—Marty Ruberry 6. Corner kicks: Rockhurst 1, Mercyhurst 7. Fouls: Rockhurst 4, Mercyhurst 6. Attendance: 100.

SEMIFINALS
DECEMBER 6, AT VIRGINIA BEACH

Sonoma St. 2, Central Ark. 1 (2 ot)
Central Ark..... 1 0 0 0—1
Sonoma St..... 0 1 0 1—2
First half: CA—Jason Bell (Cameron Kersey), 38:30.
Second half: SS—Alex Doran, 51:44.
Overtime: SS—Brandon Boone (Tony Bussard), 103:24.
Shots: Central Ark. 11, Sonoma St. 13. Goalkeeper saves: CA—Adam Woznicki 5; SS—Matt Bernard 7. Corner kicks: Central Ark. 1, Sonoma St. 3. Fouls: Central Ark. 12; Sonoma St. 11. Attendance: 299.

Southern N.H. 2, Mercyhurst 1
Mercyhurst ..... 1 0—1
Southern N.H. ..... 1 1—2
First half: M—Brian Jungeberg (Shawn Burke), 43:41; SN—Matt Kagan (Mounir Tajiou, Mike Savastra), 44:09.
Second half: SN—Kagan (Robby Vanrykel, Savastra), 65:23.
Shots: Mercyhurst 13, Southern N.H. 5. Goalkeeper saves: M—Marty Ruberry 1; SN—Adam Spinelli 2. Corner kicks: Mercyhurst 3, Southern N.H. 1. Fouls: Mercyhurst 20, Southern N.H. 12. Attendance: 299.

CHAMPIONSHIP
DECEMBER 8, AT VIRGINIA BEACH

Sonoma St. 4, Southern N.H. 3
Sonoma St. ..... 1 3—4
Southern N.H. ..... 2 1—3
First half: SN—Anthony Augustine (Mounir Tajiou), 14:24; SS—Brian Coyne (Tim Maycock), 34:40; SN—Tajiou (Clint Borrill), 35:16.
Second half: SS—Brandon Boone, 48:25; SS—Michael Nathan (Chris Giuliacci), 73:48; SS—Tony Bussard (Maycock), 76:04; SN—Romelle Burgess (Matt Kagan), 89:52.
Shots: Sonoma St. 16, Southern N.H. 12. Goalkeeper saves: SS—Matt Bernard 1, Steven Christensen 1; SN—Adam Spinelli 3. Corner kicks: Sonoma St. 2, Southern N.H. 3. Fouls: Sonoma St. 22, Southern N.H. 21. Attendance: 397.

History

Team Results

Year	Champion (Record)	Coach	Score	Runner-Up	Host or Site	Championship Game Attendance†	Championship Total Attendance†
1972	SIU-Edwardsville (11-0-3)	Bob Guelker	1-0	Oneonta St.	SIU-Edwardsville	—	—
1973	Mo.-St. Louis (11-0-3)	Don Dallas	3-0	Cal St. Fullerton	Springfield	—	—
1974	Adelphi (16-1-1)	Menahem Less	3-2	Seattle Pacific	Mo.-St. Louis	321	—
1975	Baltimore (16-2-1)	Dick Edell	3-1	Seattle Pacific	Seattle Pacific	7,000	18,685
1976	Loyola (Md.) (21-1)	Jim Bullington	2-0	New Haven	Seattle Pacific	1,500	8,725
1977	Alabama A&M (16-1)	Salah Yousif	2-1	Seattle Pacific	Florida Int'l	200	5,175
1978	Seattle Pacific (18-5-4)	Cliff McCrath	1-0 (3 ot)	Alabama A&M	Florida Int'l	500	3,939
1979	Alabama A&M (22-1)	Salah Yousif	2-0	Eastern Ill.	Florida Int'l	300	2,329
1980	Lock Haven (21-0)	Michael Parker	1-0 (ot)	Florida Int'l	Florida Int'l	800	4,113
1981	Tampa (15-0-3)	Jay Miller	1-0 (ot)	Cal St. Los Angeles	Southern Conn. St.	700	3,916
1982	Florida Int'l (16-3-1)	Karl Kremser	2-1	Southern Conn. St.	Florida Int'l	1,300	5,604
1983	Seattle Pacific (16-4-1)	Cliff McCrath	1-0	Tampa	Tampa	4,117	11,700
1984	Florida Int'l (14-4-3)	Karl Kremser	1-0 (ot)	Seattle Pacific	Seattle Pacific	4,500	7,742
1985	Seattle Pacific (20-3)	Cliff McCrath	3-2	Florida Int'l	Florida Int'l	1,480	8,819
1986	Seattle Pacific (17-4-2)	Cliff McCrath	4-1	Oakland	Seattle Pacific	4,100	9,778
1987	Southern Conn. St. (17-1-3)	Bob Dikranian	2-0	Cal St. Northridge	Tampa	1,700	9,101
1988	Florida Tech (15-6)	Rick Stottler	3-2	Cal St. Northridge	Cal St. Northridge	4,588	10,472
1989	Southern N.H. (22-1-2)	John Rootes	3-1	UNC Greensboro	UNC Greensboro	2,137	12,395
1990	Southern Conn. St. (22-0-1)	Ray Reid	1-0 (4 ot, pk)	Seattle Pacific	Florida Tech	700	8,979
1991	Florida Tech (19-2-1)	Rick Stottler	5-1	Sonoma St.	Florida Tech	2,000	9,076
1992	Southern Conn. St. (21-2-1)	Ray Reid	1-0	Tampa	Tampa	3,285	9,425
1993	Seattle Pacific (18-2-1)	Cliff McCrath	1-0	Southern Conn. St.	Florida Tech	2,800	9,014
1994	Tampa (15-2-1)	Tom Fitzgerald	3-0 (2 ot)	Oakland	Tampa	4,336	11,942
1995	Southern Conn. St. (21-1-1)	Ray Reid	2-0	S.C.-Spartanburg	S.C.-Spartanburg	1,500	8,878
1996	Grand Canyon (12-4-5)	Peter Duah, Petar Draksin	3-1	Oakland	Grand Canyon	1,649	8,679
1997	Cal St. Bakersfield (20-4)	Simon Tobin	1-0	Lynn	Lynn	1,256	7,822
1998	Southern Conn. St. (20-2-1)	Tom Lang	1-0	S.C.-Spartanburg	S.C.-Spartanburg	2,833	8,925
1999	Southern Conn. St. (20-0)	Tom Lang	2-1 (2 ot)	Fort Lewis	Barry	403	9,178
2000	Cal St. Dom. Hills (23-1-1)	Joe Flanagan	2-1 (4 ot)	Barry	Barry	818	8,273
2001	Tampa (19-0-2)	Keith Fulk	2-1	Cal St. Dom. Hills	Tampa	1,236	6,165
2002	Sonoma St. (20-3-1)	Marcus Ziemer	4-3	Southern N.H.	Virginia Beach	397	5,456

†These are paid attendance figures. The attendance figures attached to each box score represent the announced attendance at the game.

Tournament Scoring Leaders

Year	Player, School	G	A	P
1972	Not available			
1973	Not available			
1974	Herbert Gordon, Dist. Columbia*	5	0	10
1975	Nimrod Dreyfuss, Adelphi	6	2	14
1976	Pete Notaro, Loyola (Md.)	4	2	10
1977	Kenneth Okafor, Alabama A&M	5	1	11
1978	Segun Adelke, Alabama A&M	4	1	9
1979	Gordon Prempeh, Eastern Ill.	3	0	6
1980	Ron Basile, Southern Conn. St.	3	1	7
1981	Ron Basile, Southern Conn. St.	3	1	7
1982	Hermann-Josef Engels, Florida Int'l	5	1	11
1983	Brad Elmenhurst, Seattle Pacific	2	4	8
1984	Munga Eketebi, Florida Int'l	5	3	13
1985	Peter Hattrup, Seattle Pacific	5	1	11
1986	Mark Faller, Seattle Pacific	2	1	5
1987	Antony Vaughn, Southern Conn. St.	2	1	5
	John DeBrito, Southern Conn. St.	2	1	5
1988	Bobby Reyes, Cal St. Northridge	5	0	10
1989	Dermott Sweeney, Mercy	3	0	6
	Archie Harlow, Southern N.H.	3	0	6
1990	Andrew Ziemer, Sonoma St.	2	1	5
1991	Andrew Ziemer, Sonoma St.	6	0	12
1992	Altimont Butler, Southern N.H.	2	2	6
1993	Richard Sharpe, Florida Tech	4	3	11
1994	Phil Bullard, Seattle Pacific	5	2	12
1995	Gil Hokayma, Southern Conn. St.	3	1	7
1996	Nabyl Bekraoui, Grand Canyon	2	2	6
	Dylan Kendrick, Lynn	2	2	6
	Miles Tomic, Grand Canyon	3	0	6
1997	Jeremy Hamm, Cal St. Bakersfield	3	1	7
1998	Vadim Tolstolutsky, Seattle Pacific	2	4	8
	Dan Valency, Southern Conn. St.	3	2	8
1999	Paul Oyuga, Southern Conn. St.	3	1	7
	Aui Scabini, Southern Conn. St.	2	3	7
	Per Ole Tenden, Charleston (W.Va.)	3	1	7
2000	Fitzgerald Clarke, Barry	4	2	10
2001	Marcus Rullow, West Tex. A&M	2	0	4
	Sean Lockhart, Cal St. Dom. Hills	1	2	4
	Roy Fink, Tampa	2	0	4
	Jason Bell, Tampa	2	0	4
	Jaime Creaghan, Lander	2	0	4
	Justin McMillian, SIU-Edwardsville	1	2	4
2002	Tony Bussard, Sonoma St.	5	1	11

**Does not include first-round game against Baltimore.*

All-Tournament Teams

MOP—Most Outstanding Player.

1975
Charles Meyers, Baltimore (MOP offensive)
Mike Wall, Baltimore (MOP defensive)

1976
Ian Reid, Loyola (Md.) (MOP offensive)
John Palmere, Loyola (Md.) (MOP defensive)

1988
Robin Chan, Florida Tech (MOP offensive)
Rick Iverson, Cal St. Northridge (MOP defensive)

1989
Archie Harlow, New Hamp. Col. (MOP offensive)
Mike Martin, New Hamp. Col. (MOP defensive)

1999
T.J. Delucia, Southern Conn. St. (MOP offensive)
Brad Greenwood, Fort Lewis (MOP defensive)
Luc Cisna, Fort Lewis
Chris Greer, Fort Lewis
Steve Berglund, Fort Lewis
Avi Scabini, Southern Conn. St.
Paul Oyuga, Southern Conn. St.
Assaf Dagai, Southern Conn. St.
Paul Brooks, Southern Conn. St.
Phil Elias, Charleston (W. Va.)
Johan Nordin, Charleston (W. Va.)
Greg Jehs, Barry
Alen Marcina, Barry

2000
Victor Guerrero, Cal St. Dom. Hills (MOP offensive)
Jacobi Goodfellow, Barry (MOP defensive)
Tony de Vocht, Cal St. Dom. Hills
Alex Bengard, Cal St. Dom. Hills
Garrett Estrin, Cal St. Dom. Hills
Alen Marcina, Barry
Greg Jehs, Barry
John Thompson, Lewis
Martin Strah, Lewis
Karl Nusshag, East Stroudsburg
Sean Stewart, East Stroudsburg

2001
Kareem Escayg, Tampa (MOP offensive)
Luis Morales, Cal St. Dom. Hills (MOP defensive)
Robbie Folbrycht, Tampa
Marlon Rojas, Tampa
Roy Fink, Tampa
Scott White, Cal St. Dom. Hills
Joe Cartlidge, Cal St. Dom. Hills
Abdoul Karim Diallo, Dowling
Leonard Doramodou, Dowling
Justin McMillian, SIU-Edwardsville
David Mwendapole, SIU-Edwardsville

2002
Tony Bussard, Sonoma St. (MOP offensive)
Matt Bernard, Sonoma St. (MOP defensive)
Brandon Boone, Sonoma St.
Ryan Smith, Sonoma St.
Mounir Tajiou, Southern N.H.
Romelle Burgess, Southern N.H.
Anthony Augustine, Southern N.H.
Matt Kagan, Southern N.H.
Oliver Woodward, Mercyhurst
Dustin McNaughton, Mercyhurst
Danny George, Central Ark.

Individual Records

GOALS, GAME
5—Nimrod Dreyfuss, Adelphi (9) vs. Wis.-Green Bay (1), 1975.

GOALS, TOURNAMENT
6—Nimrod Dreyfuss, Adelphi (0 vs. Bentley, 1 vs. Le Moyne, 0 vs. Seattle Pacific, 5 vs. Wis.-Green Bay), 1975; Andrew Ziemer, Sonoma St. (2 vs. Oakland, 3 vs. Mo.-St. Louis, 1 vs. Cal Poly, 0 vs. Florida Tech), 1991.

GOALS, CAREER
8—Hermann-Josef Engels, Florida Int'l, 1982-83; Peter Hattrup, Seattle Pacific, 1983-85; Andrew Ziemer, Sonoma St., 1990-91; Richard Sharpe, Florida Tech, 1991-92-93.

ASSISTS, GAME
4—Richard Sharpe, Florida Tech (5) vs. Seattle Pacific (5) (4 ot), 1993.

ASSISTS, TOURNAMENT
5—Michael Latty, Alabama A&M (2 vs. Florida Int'l, 1 vs. Loyola [Md.], 2 vs. Eastern Ill., 0 vs. Seattle Pacific), 1978.

ASSISTS, CAREER
7—James Udemba, Alabama A&M, 1977-78; Vadim Tolstolutsky, Seattle Pacific, 1997-98.

POINTS, GAME
10—Nimrod Dreyfuss (5 goals), Adelphi (9) vs. Wis.-Green Bay (1), 1975.

POINTS, TOURNAMENT
14—Nimrod Dreyfuss (6 goals, 2 assists), Adelphi (0-2 vs. Bentley, 1-0 vs. Le Moyne, 0-0 vs. Seattle Pacific, 5-0 vs. Wis.-Green Bay), 1975.

POINTS, CAREER
20—Richard Sharpe, Florida Tech (8 goals, 4 assists), 1991-92-93.

SAVES, GAME
20—Steve Zerhusen, UMBC (1) vs. Florida Int'l (2), 1977; Steve Martin, Cal St. Dom. Hills (0) vs. Mo.-St. Louis (2), 1982.

LOWEST GOALS-AGAINST AVERAGE, TOURNAMENT (Min. 3 Games)
0.00—Sylvester Onwuekwe, Alabama A&M (vs. Florida Int'l, Seattle Pacific and Eastern Ill.), 1979; Tom Graham, Tampa (vs. Rollins, Mo.-St. Louis and Cal St. Los Angeles), 1981.

LOWEST GOALS-AGAINST AVERAGE, CAREER (Min. 5 Games)
0.27—Sylvester Onwuekwe, Alabama A&M, 1977-78-79.

Team Records

GOALS, GAME
10—Florida Int'l vs. Lock Haven (1), 1984.

GOALS, TWO TEAMS, GAME
11—Florida Int'l (10) vs. Lock Haven (1), 1984; East Stroudsburg (6) vs. West Va. Wesleyan (5), 1997.

SHOTS, GAME
46—Loyola (Md.) (1) vs. Rollins (0), 1976.

CORNER KICKS, GAME
19—Seattle Pacific (5) vs. Mo.-St. Louis (2), 1983; Seattle Pacific (0) vs. Florida Int'l (1), 1984.

FOULS, GAME
58—Eastern Ill. (0) vs. Wis.-Green Bay (1) (4 ot), 1977.

GOALS PER GAME, TOURNAMENT (Min. 2 Games)
4.67—Florida Int'l, 3 games, 1984.

LOWEST GOALS-AGAINST AVERAGE, TOURNAMENT (Min. 3 Games)
0.00—Alabama A&M, 3 games, 1979; Tampa, 3 games, 1981.

Won-Lost-Tied Records in Tournament Play

[Note: No third-place game was played in 1972 and beginning again in 1982; semifinal losers are credited with a third-place finish in those years.]

Team (Years Participated)	Yrs.	Won	Lost	Tied	Pct.	1st	2nd	3rd	4th
Adelphi (1972-73-74-75)	4	11	3	0	.786	1	0	2	0
Akron (1972)	1	1	1	0	.500	0	0	0	0
Alabama A&M (1977-78-79)	3	10	1	0	.909	2	1	0	0
Ala.-Huntsville (1997)	1	0	1	0	.000	0	0	0	0
Albany (N.Y.) (1973)	1	0	1	0	.000	0	0	0	0
Ashland (2001)	1	1	1	0	.500	0	0	0	0
Babson (1973-74)	2	1	2	0	.333	0	0	0	0
Baltimore (1972-73-74-75-76)	5	10	5	0	.667	1	0	1	1
Barry (1985-98-99-2000-02)	5	5	5	0	.500	0	1	1	0
Bentley (1975)	1	0	1	0	.000	0	0	0	0
Bloomsburg (1978)	1	0	1	0	.000	0	0	0	0
Bridgeport (1972-82-84-86-88-90-91)	7	3	7	0	.300	0	0	1	0
Brockport St. (1972)	1	0	1	0	.000	0	0	0	0
C. W. Post (1976-87-93-94)	4	2	3	1	.417	0	0	0	0
UC Davis (1973-75-76-77-99)	5	2	5	0	.286	0	0	0	0
UC Riverside (1974-75)	2	0	2	0	.000	0	0	0	0
Cal Poly Pomona (1998)	1	0	1	0	.000	0	0	0	0
Cal Poly* (1987-89-93)	3	0	3	0	.000	0	0	1	0
Cal St. Bakersfield (1990-94-95-96-97-2001)	6	5	4	1	.550	1	0	1	0
Cal St. Chico (1972-76-77-78-80-81-86-92)	8	8	8	0	.500	0	0	3	0
Cal St. Dom. Hills (1982-2000-01-02)	4	7	3	0	.700	1	1	0	0
Cal St. Fullerton (1972-73-74)	3	5	3	0	.625	0	1	0	0
Cal St. Hayward (1974-75-76-82-83-84-88-89)	8	3	8	0	.273	0	0	1	0
Cal St. Los Angeles (1981-92-94)	3	3	3	0	.500	0	1	0	0
Cal St. Northridge (1984-85-86-87-88-89)	6	7	6	0	.538	0	2	0	0
Cal St. San B'dino (1991)	1	0	1	0	.000	0	0	0	0
UCF (1982-83)	2	0	2	0	.000	0	0	0	0
Central Ark. (2002)	1	2	1	0	.667	0	0	1	0
Chapman (1978-79-85)	3	0	3	0	.000	0	0	0	0
Charleston (W.Va.) (1999)	1	2	1	0	.667	0	0	1	0
Cheyney (1982)	1	0	1	0	.000	0	0	0	0
Christian Bros. (2000)	1	0	1	0	.000	0	0	0	0
Clayton St. (2000-01)	2	0	1	1	.250	0	0	0	0
Davis & Elkins (1983-84-85-86)	4	3	4	0	.429	0	0	2	0
Dist. Columbia (1974-2002)	2	3	2	0	.600	0	0	1	0
Dowling (1996-97-98-2000-01)	5	3	4	1	.438	0	0	0	0
East Stroudsburg (1972-73-74-85-86-87-89-94-95-97-98-99-2000-01-02)	15	7	15	1	.326	0	0	1	0
Eastern Ill. (1972-73-74-75-77-78-79-80)	8	10	9	0	.526	0	1	1	1
Elizabethtown (1973)	1	1	1	0	.500	0	0	0	0
Florida Int'l (1977-78-79-80-82-83-84-85)	8	14	6	0	.700	2	2	0	0
Florida Tech (1987-88-89-90-91-92-93-94)	8	10	5	1	.656	2	0	2	0
Fort Lewis (1997-98-99-2001)	4	2	4	1	.357	0	1	0	0
Francis Marion (2000)	1	0	1	1	.250	0	0	0	0
Franklin Pierce (1991-92-93-94-95-96-97-98)	8	2	8	0	.200	0	0	1	0
Gannon (1984-85-86-88-89-90-93)	7	5	7	0	.417	0	0	3	0
Grand Canyon (1992-95-96-98)	4	5	3	0	.625	1	0	0	0
Hartford (1972-73-76-77-78-80-81)	7	0	7	0	.000	0	0	0	0
Hartwick (1972)	1	1	1	0	.500	0	0	0	0
Ill.-Chicago (1974)	1	0	1	0	.000	0	0	0	0
Incarnate Word (2002)	1	0	1	0	.000	0	0	0	0
IPFW (1999)	1	1	1	0	.500	0	0	0	0
James Madison (1972)	1	0	1	0	.000	0	0	0	0
Keene St. (1983-85-91)	3	1	3	0	.250	0	0	0	0
Lander (1996-2001)	2	1	2	0	.333	0	0	0	0
Le Moyne (1975-77)	2	1	2	0	.333	0	0	0	0
Lewis (2000-01-02)	3	2	3	0	.400	0	0	1	0
Lock Haven (1973-80-81-83-84-86-87-88-92)	9	6	8	0	.429	1	0	0	0
Loyola (Md.) (1972-73-74-75-76-77-78)	7	7	6	0	.538	1	0	0	0
Lynn (1996-97-98-99-2001)	5	5	5	0	.500	0	1	1	0
MacMurray (1973)	1	0	1	0	.000	0	0	0	0
Marist (1978-80)	2	0	2	0	.000	0	0	0	0
UMBC (1977)	1	0	1	0	.000	0	0	0	0
Merchant Marine (1973)	1	0	1	0	.000	0	0	0	0
Mercy (1979-89)	2	1	2	0	.333	0	0	0	0
Mercyhurst (1995-96-98-2000-01-02)	6	6	6	0	.500	0	0	3	0
Metro St. (2000)	1	0	1	0	.000	0	0	0	0
Midwestern St. (2002)	1	1	1	0	.500	0	0	0	0
Montclair St. (1972)	1	0	1	0	.000	0	0	0	0
Mo.-St. Louis (1972-73-74-75-76-77-78-79-80-81-82-83-84-85-87-88-91)	17	17	18	0	.486	1	0	3	2
Muhlenberg (1972-73)	2	1	2	0	.333	0	0	0	0
New Haven (1972-75-76-77-78-81-83-84)	8	11	8	0	.579	0	1	2	0
NYIT (1985)	1	2	1	0	.667	0	0	1	0
UNC Greensboro (1989-90)	2	2	2	0	.500	0	1	0	0
Oakland (1976-82-83-84-86-87-88-89-90-91-92-93-94-96)	14	17	13	1	.565	0	3	4	0
Old Dominion (1975)	1	1	1	0	.500	0	0	0	0
Oneonta St. (1972)	1	4	1	0	.800	0	1	0	0
Philadelphia U. (1972)	1	0	1	0	.000	0	0	0	0
Presbyterian (1995)	1	0	1	0	.000	0	0	0	0

Team (Years Participated)	Yrs.	Won	Lost	Tied	Pct.	1st	2nd	3rd	4th
Queens (N.C.) (1999-2002)	2	1	2	0	.333	0	0	0	0
Quincy (1998)	1	0	1	0	.000	0	0	0	0
Randolph-Macon (1975-76)	2	0	2	0	.000	0	0	0	0
Rockhurst (2002)	1	1	1	0	.500	0	0	0	0
Rollins (1973-76-78-79-81-82)	6	1	6	0	.143	0	0	0	0
St. Anselm (2000-01)	2	0	2	0	.000	0	0	0	0
St. Edward's (1999)	1	0	0	1	.500	0	0	0	0
San Fran. St. (1972-77-78)	3	2	3	0	.400	0	0	0	0
Seattle Pacific (1972-73-74-75-76-77-78-79-80-81-83-84-85-86-87-88-90-91-92-93-94-95-96-97-98-99-2000)	27	39	20	4	.651	5	5	4	0
Sonoma St. (1990-91-93-2002)	4	7	3	2	.667	1	1	0	0
S.C.-Spartanburg (1991-92-93-94-95-97-98-2002)	8	9	8	0	.529	0	2	0	0
South Fla. (1972)	1	1	1	0	.500	0	0	0	0
Southampton (1999)	1	1	1	0	.500	0	0	0	0
Southern Conn. St. (1976-77-78-79-80-81-82-83-85-86-87-88-89-90-92-93-94-95-96-97-98-99-2001-02)	24	41	20	3	.664	6	2	6	3
SIU-Edwardsville (1972-97-2001)	3	6	2	0	.750	1	0	10	0
Southern Ind. (1982)	1	0	1	0	.000	0	0	0	0
Southern N.H. (1986-87-88-89-90-92-95-97-98-99-2000-02)	12	10	11	0	.476	1	1	0	0
Springfield (1972-73-74)	3	5	3	0	.625	0	0	0	0
Tampa (1980-81-82-83-84-86-87-88-89-90-91-92-93-94-95-96-97-2001)	18	21	15	1	.581	3	2	1	0
Truman (1990-93-95-97-98-99)	6	3	6	0	.333	0	0	1	0
Washington (Mo.) (1973)	1	0	1	0	.000	0	0	0	0
West Chester (2002)	1	0	1	0	.000	0	0	0	0
West Fla. (1998)	1	0	1	0	.000	0	0	0	0
West Tex. A&M (1997-2000-01)	3	2	3	0	.400	0	0	0	0
West Va. Wesleyan (1996-97-99)	3	0	3	0	.000	0	0	0	0
Western Ill. (1973-74-75-76-77-79)	6	2	6	0	.250	0	0	0	0
Westfield St. (1973)	1	0	1	0	.000	0	0	0	0
Westmont (1973)	1	1	1	0	.500	0	0	0	0
Wheeling Jesuit (2000)	1	1	1	0	.500	0	0	0	0
Wingate (1999)	1	0	1	0	.000	0	0	0	0
Wis.-Green Bay (1975-76-77-78)	4	4	6	0	.400	0	0	0	2
Wis.-Parkside (1994-2000)	2	0	2	0	.000	0	0	0	0
Worcester Tech (1974)	1	0	1	0	.000	0	0	0	0

**Participation in the tournament vacated: Binghamton 1973; Cal Poly 1991.*

All-Time Results

1972 First Round: Bridgeport 1, New Haven 0; Springfield 2, Hartford 1 (2 ot); Hartwick 2, Brockport St. 1 (2 ot); Oneonta St. 6, Adelphi 0; East Stroudsburg 2, Montclair St. 1 (ot); Muhlenberg 5, Philadelphia U. 4; South Fla. 1, James Madison 0 (ot); Baltimore 7, Loyola (Md.) 1. **Second Round:** Springfield 1, Bridgeport 0; Oneonta St. 3, Hartwick 0; Cal St. Fullerton 6, San Fran. St. 1; Cal St. Chico 3, Seattle Pacific 2; SIU-Edwardsville 3, Eastern Ill. 0; Akron 4, Mo.-St. Louis 2; East Stroudsburg 4, Muhlenberg 0; Baltimore 1, South Fla. 0. **Quarterfinals:** Oneonta St. 2, Springfield 1; Cal St. Chico 1, Cal St. Fullerton 0; SIU-Edwardsville 3, Akron 2; Baltimore 3, East Stroudsburg 0. **Semifinals:** Oneonta St. 6, Cal St. Chico 0; SIU-Edwardsville 4, Baltimore 1. **Championship:** SIU-Edwardsville 1, Oneonta St. 0.

1973 First Round: Springfield 2, Westfield St. 0; Babson 2, Hartford 1 (ot); Adelphi 4, Merchant Marine 0; #Binghamton 2, Albany (N.Y.) 1 (2 ot); Baltimore 3, Washington (Mo.) 1; Loyola (Md.) 3, Rollins 0; East Stroudsburg 2, Lock Haven 0; Elizabethtown 4, Muhlenberg 1. **Second Round:** Springfield 4, Babson 0; Adelphi 3, #Binghamton 0; Mo.-St. Louis 3, Western Ill. 1; Eastern Ill. 2, MacMurray 0; Baltimore 6, Loyola (Md.) 1; East Stroudsburg 1, Elizabethtown 0 (2 ot); Cal St. Fullerton 3, UC Davis 1; Westmont 3, Seattle Pacific 1. **Quarterfinals:** Adelphi 1, Springfield 0; Mo.-St. Louis 2, Eastern Ill. 1; Baltimore 6, East Stroudsburg 3; Cal St. Fullerton 1, Westmont 0. **Semifinals:** Mo.-St. Louis 1, Adelphi 0; Cal St. Fullerton 1, Baltimore 0. **Third Place:** Adelphi 1, Baltimore 0. **Championship:** Mo.-St. Louis 3, Cal St. Fullerton 0.

#Binghamton's participation in 1973 tournament vacated.

1974 First Round: Adelphi 3, Babson 0; Springfield 5, Worcester Tech 0; Loyola (Md.) 2, East Stroudsburg 0; Dist. Columbia 5, Baltimore 3; Eastern Ill. 2, Ill.-Chicago 0; Western Ill. 2, Mo.-St. Louis 1; Cal St. Fullerton 3, UC Riverside 1; Seattle Pacific 3, Cal St. Hayward 2. **Quarterfinals:** Adelphi 1, Springfield 0; Dist. Columbia 3, Loyola (Md.) 2; Eastern Ill. 2, Western Ill. 1; Seattle Pacific 2, Cal St. Fullerton 1. **Semifinals:** Adelphi 3, Dist. Columbia 0; Seattle Pacific 3, Eastern Ill. 2 (4 ot). **Third Place:** Dist. Columbia 5, Eastern Ill. 3. **Championship:** Adelphi 3, Seattle Pacific 2.

1975 First Round: Adelphi 2, Bentley 1; Le Moyne 3, New Haven 0; Cal St. Hayward 4, UC Riverside 0; Seattle Pacific 2, UC Davis 1; Wis.-Green Bay 3, Eastern Ill. 2 (ot); Mo.-St. Louis 1, Western Ill. 0; Baltimore 3, Randolph-Macon 0; Old Dominion 1, Loyola (Md.) 0. **Quarterfinals:** Adelphi 6, Le Moyne 0; Seattle Pacific 2, Cal St. Hayward 1; Wis.-Green Bay 2, Mo.-St. Louis 1; Baltimore 1, Old Dominion 0. **Semifinals:** Seattle Pacific 1, Adelphi 0; Baltimore 5, Wis.-Green Bay 2. **Third Place:** Adelphi 9, Wis.-Green Bay 1. **Championship:** Baltimore 3, Seattle Pacific 1.

1976 First Round: Southern Conn. St. 4, Hartford 1; New Haven 4, C. W. Post 0; Mo.-St. Louis 5, Oakland 1; Western Ill. 2, Wis.-Green Bay 0; UC Davis 1, Cal St. Hayward 0; Cal St. Chico 3, Seattle Pacific 2 (4 ot); Loyola (Md.) 5, Randolph-Macon 2; Rollins 2, Baltimore 0. **Quarterfinals:** New Haven 1, Southern Conn. St. 0 (4 ot); Mo.-St. Louis 2, Western Ill. 1 (ot); Cal St. Chico 2, UC Davis 1 (2 ot); Loyola (Md.) 1, Rollins 0. **Semifinals:** New Haven 2, Mo.-St. Louis 1 (2 ot); Loyola (Md.) 3, Cal St. Chico 2. **Third Place:** Cal St. Chico 3, Mo.-St. Louis 2 (2 ot, penalty kicks). **Championship:** Loyola (Md.) 2, New Haven 0.

1977 First Round: New Haven 3, Hartford 0; Southern Conn. St. 3, Le Moyne 0; Alabama A&M 2, Loyola (Md.) 1 (ot); Florida Int'l 2, UMBC 1; Eastern Ill. 1, Mo.-St. Louis 0; Wis.-Green Bay 1, Western Ill. 0; San Fran. St. 2, Cal St. Chico 1 (3 ot); Seattle Pacific 2, UC Davis 1. **Quarterfinals:** New Haven 1, Southern Conn. St. 0; Alabama A&M 4, Florida Int'l 0; Wis.-Green Bay 1, Eastern Ill. 0 (4 ot, penalty kicks); Seattle Pacific 2, San Fran. St. 1. **Semifinals:** Alabama A&M 2, New Haven 0; Seattle Pacific 2, Wis.-Green Bay 1 (3 ot). **Third Place:** New Haven 3, Wis.-Green Bay 2 (2 ot, penalty kicks). **Championship:** Alabama A&M 2, Seattle Pacific 1.

1978 First Round: Southern Conn. St. 2, Marist 0; New Haven 3, Hartford 1; Seattle Pacific 2, Chapman 0; San Fran. St. 2, Cal St. Chico 1 (3 ot); Eastern Ill. 2, Wis.-Green Bay 1; Mo.-St. Louis 1, Bloomsburg 0; Alabama A&M 6, Florida Int'l 0; Loyola (Md.) 2, Rollins 1. **Quarterfinals:** Southern Conn. St. 3, New Haven 1; Seattle Pacific 2, San Fran. St. 1; Eastern Ill. 1, Mo.-St. Louis 0; Alabama A&M 4, Loyola (Md.) 0. **Semifinals:** Seattle Pacific 1, Southern Conn. St. 0 (3 ot); Alabama A&M 5, Eastern Ill. 0. **Third Place:** Eastern Ill. 2, Southern Conn. St. 1. **Championship:** Seattle Pacific 1, Alabama A&M 0 (3 ot).

1979 First Round: Eastern Ill. 3, Western Ill. 1; Florida Int'l 4, Rollins 1. **Quarterfinals:** Southern Conn. St. 2, Mercy 1; Eastern Ill. 3, Mo.-St. Louis 0; Seattle Pacific 3, Chapman 0; Alabama A&M 3, Florida Int'l 0. **Semifinals:** Eastern Ill. 1, Southern Conn. St. 0; Alabama A&M 1, Seattle Pacific 0 (ot). **Third Place:** Seattle Pacific 1, Southern Conn. St. 0 (2 ot). **Championship:** Alabama A&M 2, Eastern Ill. 0.

1980 First Round: Southern Conn. St. 4, Marist 1; Lock Haven 3, Eastern Ill. 1. **Quarterfinals:** Southern Conn. St. 2, Hartford 1 (2 ot); Florida Int'l 1, Tampa 0; Cal St. Chico 3, Seattle Pacific 2 (3 ot); Lock Haven 2, Mo.-St. Louis 1. **Semifinals:** Florida Int'l 3, Southern Conn. St. 1; Lock Haven 1, Cal St. Chico 0. **Third Place:** Cal St. Chico 2, Southern Conn. St. 1 (ot, penalty kicks). **Championship:** Lock Haven 1, Florida Int'l 0 (ot).

1981 First Round: Cal St. Chico 3, Seattle Pacific 2; New Haven 2, Hartford 1 (ot). **Second Round:** Mo.-St. Louis 1, Lock Haven 0; Tampa 1, Rollins 0; Cal St. Los Angeles 2, Cal St. Chico 1; Southern Conn. St. 1, New Haven 0. **Semifinals:** Tampa 2, Mo.-St. Louis 0; Cal St. Los Angeles 3, Southern Conn. St. 0. **Third Place:** Southern Conn. St. 3, Mo.-St. Louis 1. **Championship:** Tampa 1, Cal St. Los Angeles 0 (ot).

1982 First Round: Mo.-St. Louis 2, Cal St. Hayward 0; Oakland 2, Cheyney 0; Tampa 5, UCF 1; Florida Int'l 3, Rollins 2 (2 ot, penalty kicks). **Second Round:** Mo.-St. Louis 2, Cal St. Dom. Hills 0; Southern Conn. St. 4, Bridgeport 1; Oakland 1, Southern Ind. 0; Florida Int'l 4, Tampa 1. **Semifinals:** Southern Conn. St. 2, Mo.-St. Louis 1; Florida Int'l 3, Oakland 2 (ot). **Championship:** Florida Int'l 2, Southern Conn. St. 1.

1983 First Round: Mo.-St. Louis 1, Cal St. Hayward 0 (2 ot, penalty kicks); New Haven 2, Keene St. 1; Florida Int'l 4, UCF 1; Tampa 2, Davis & Elkins 1 (2 ot, penalty kicks). **Second Round:** Seattle Pacific 5, Mo.-St. Louis 2; Oakland 4, Lock Haven 1; Southern Conn. St. 1, New Haven 0; Tampa 3, Florida Int'l 2 (2 ot, penalty kicks). **Semifinals:** Seattle Pacific 1, Oakland 0; Tampa 2,

Southern Conn. St. 1. **Championship:** Seattle Pacific 1, Tampa 0.

1984 First Round: New Haven 2, Bridgeport 1; Seattle Pacific 1, Oakland 0 (2 ot, penalty kicks); Cal St. Northridge 4, Cal St. Hayward 3; Lock Haven 2, Gannon 0. **Second Round:** New Haven 1, Tampa 0; Seattle Pacific 2, Davis & Elkins 1 (2 ot, penalty kicks); Mo.-St. Louis 2, Cal St. Northridge 1 (2 ot); Florida Int'l 10, Lock Haven 1. **Semifinals:** Florida Int'l 3, New Haven 2 (2 ot); Seattle Pacific 2, Mo.-St. Louis 1 (2 ot, penalty kicks). **Championship:** Florida Int'l 1, Seattle Pacific 0 (ot).

1985 First Round: NYIT 3, Keene St. 0; Mo.-St. Louis 2, Barry 0; Davis & Elkins 4, East Stroudsburg 0; Cal St. Northridge 3, Chapman 0. **Second Round:** NYIT 3, Southern Conn. St. 1; Florida Int'l 1, Mo.-St. Louis 0; Davis & Elkins 2, Gannon 1; Seattle Pacific 3, Cal St. Northridge 2. **Semifinals:** Florida Int'l 4, New York Tech 1; Seattle Pacific 2, Davis & Elkins 1. **Championship:** Seattle Pacific 3, Florida Int'l 2.

1986 First Round: Southern Conn. St. 1, Southern N.H. 0; Seattle Pacific 1, Cal St. Chico 0 (2 ot, penalty kicks); Tampa 1, East Stroudsburg 0; Oakland 1, Lock Haven 0 (2 ot). **Second Round:** Bridgeport 2, Southern Conn. St. 0; Seattle Pacific 2, Cal St. Northridge 1; Davis & Elkins 3, Tampa 1; Oakland 2, Gannon 1. **Semifinals:** Seattle Pacific 2, Bridgeport 1; Oakland 1, Davis & Elkins 0. **Championship:** Seattle Pacific 4, Oakland 1.

1987 First Round: C. W. Post 1, Southern N.H. 0; Mo.-St. Louis 2, Oakland 1; Lock Haven 2, East Stroudsburg 1; Seattle Pacific 2, Cal Poly 1. **Second Round:** Southern Conn. St. 3, C. W. Post 2; Mo.-St. Louis 1, Lock Haven 0; Tampa 2, Florida Tech 1; Cal St. Northridge 1, Seattle Pacific 0. **Semifinals:** Southern Conn. St. 1, Mo.-St. Louis 0; Cal St. Northridge 3, Tampa 0. **Championship:** Southern Conn. St. 2, Cal St. Northridge 0.

1988 First Round: Southern Conn. St. 2, Bridgeport 0; Gannon 3, Tampa 1; Mo.-St. Louis 1, Lock Haven 0; Cal St. Northridge 2, Cal St. Hayward 1. **Second Round:** Southern Conn. St. 1, Southern N.H. 0; Florida Tech 1, Gannon 0; Oakland 3, Mo.-St. Louis 0; Cal St. Northridge 3, Seattle Pacific 2 (2 ot). **Semifinals:** Florida Tech 1, Southern Conn. St. 0; Cal St. Northridge 3, Oakland 1 (2 ot). **Championship:** Florida Tech 3, Cal St. Northridge 2.

1989 First Round: Mercy 3, Southern Conn. St. 2 (2 ot, penalty kicks); Cal St. Hayward 2, Cal Poly 1; Tampa 2, Florida Tech 0 (2 ot); Gannon 2, Oakland 1 (2 ot). **Second Round:** Southern N.H. 3, Mercy 2; Cal St. Hayward 4, Cal St. Northridge 1; UNC Greensboro 2, Tampa 1; Gannon 1, East Stroudsburg 0. **Semifinals:** Southern N.H. 2, Cal St. Hayward 0; UNC Greensboro 4, Gannon 2. **Championship:** Southern N.H. 3, UNC Greensboro 1.

1990 First Round: Bridgeport 1, New Hamp. Col. 0; Oakland 2, Truman 1 (2 ot, penalty kicks); Florida Tech 1, Tampa 0; Sonoma St. 3, Cal St. Bakersfield 2 (2 ot). **Second Round:** Southern Conn. St. 2, Bridgeport 1 (2 ot); Gannon 2, Oakland 1; Florida Tech 2, UNC Greensboro 1; Seattle Pacific 1, Sonoma St. 0. **Semifinals:** Southern Conn. St. 1, Gannon 0; Seattle Pacific 2, Florida Tech 1. **Championship:** Southern Conn. St. 1, Seattle Pacific 0 (4 ot, penalty kicks).

1991 First Round: Sonoma St.* 2, Oakland 2 (4 ot); #Cal Poly 1, Cal St. San B'dino 0; Tampa 2, S.C.-Spartanburg 1; Keene St. 2, Bridgeport 0. **Second Round:** Sonoma St. 3, Mo.-St. Louis 1; #Cal Poly* 3, Seattle Pacific 3 (4 ot); Florida Tech 2, Tampa 1; Franklin Pierce 2, Keene St. 1. **Semifinals:** Sonoma St.* 1, #Cal Poly 1 (2 ot); Florida Tech 2, Franklin Pierce 1. **Championship:** Florida Tech 5, Sonoma St. 1.

**Advanced on penalty kicks.*

#Cal Poly's participation in 1991 tournament vacated.

1992 First Round: Florida Tech 4, S.C.-Spartanburg 0; Oakland 3, Cal St. Chico 1; Southern N.H. 5, Franklin Pierce 4 (2 ot); Cal St. Los Angeles 3, Grand Canyon 2. **Second Round:** Tampa 2, Florida Tech 1 (2 ot); Oakland 2, Lock Haven 0; Southern Conn. St. 3, Southern N.H. 1 (2 ot); Seattle Pacific 1, Cal St. Los Angeles 0. **Semifinals:** Tampa 3, Oakland 1; Southern Conn. St.* 1, Seattle Pacific 1 (2 ot). **Championship:** Southern Conn. St. 1, Tampa 0.

**Advanced on penalty kicks.*

1993 First Round: Sonoma St. 2, Cal Poly 0; S.C.-Spartanburg 4, Tampa 0; Oakland 2, Truman 0; C. W. Post 4, Franklin Pierce 1. **Second Round:** Seattle Pacific 4, Sonoma St. 0; Florida Tech 3, S.C.-Spartanburg 2 (2 ot); Gannon 3, Oakland 2 (2 ot); Southern Conn. St.* 1, C. W. Post 1 (4 ot). **Semifinals:** Seattle Pacific* 5, Florida Tech 5 (4 ot); Southern Conn. St. 2, Gannon 0. **Championship:** Seattle Pacific 1, Southern Conn. St. 0.

**Advanced on penalty kicks.*

1994 First Round: Seattle Pacific 7, Cal St. Los Angeles 0; Oakland 2, East Stroudsburg 1 (2 ot); Franklin Pierce 5, C.W. Post 4 (3 ot); Tampa 3, Florida Tech 1 (2 ot). **Second Round:** Seattle Pacific* 2, Cal St. Bakersfield 2 (4 ot); Oakland 2, Wis.-Parkside 0; Southern Conn. St. 3, Franklin Pierce 1; Tampa 3, S.C.-Spartanburg 0. **Semifinals:** Oakland 6, Seattle Pacific 4 (2 ot); Tampa* 0, Southern Conn. St. 0 (4 ot). **Championship:** Tampa 3, Oakland 0.

**Advanced on penalty kicks.*

1995 First Round: S.C.-Spartanburg 2, Presbyterian 0; Mercyhurst 2, East Stroudsburg 0; Southern Conn. St. 1, Southern N.H. 0; Grand Canyon 1, Seattle Pacific 0. **Second Round:** S.C.-Spartanburg 1, Tampa 0; Mercyhurst 1, Truman 0; Southern Conn. St. 4, Franklin Pierce 3 (2 ot); Cal St. Bakersfield 5, Grand Canyon 1 (2 ot). **Semifinals:** S.C.-Spartanburg 3, Mercyhurst 2 (3 ot); Southern Conn. St. 2, Cal St. Bakersfield 1 (3 ot). **Championship:** Southern Conn. St. 2, S.C.-Spartanburg 0.

1996 First Round: Tampa 1, Lander 0; Seattle Pacific 2, Cal St. Bakersfield 0; Dowling 3, Franklin Pierce 2 (2 ot); Oakland 2, West Va. Wesleyan 0. **Second Round:** Lynn 5, Tampa 3; Grand Canyon 2, Seattle Pacific 1 (4 ot); Southern Conn. St. 3, Dowling 0; Oakland 1, Mercyhurst 0. **Semifinals:** Grand Canyon 1, Lynn 0; Oakland 1, Southern Conn. St. 0. **Championship:** Grand Canyon 3, Oakland 1.

1997 First Round: Truman 2, SIU-Edwardsville 1; East Stroudsburg 6, West Va. Wesleyan 5 (2 ot); Cal St. Bakersfield 3, West Tex. A&M 2 (4 ot); Seattle Pacific 4, Fort Lewis 1; Lynn 1, Tampa 0 (3 ot); S.C.-Spartanburg 3, Ala.-Huntsville 2 (2 ot); Southern Conn. St. 2, Dowling 1; Southern N.H. 2, Franklin Pierce 0. **Second Round:** Truman 1, East Stroudsburg 0; Cal St. Bakersfield 4, Seattle Pacific 3 (4 ot); Lynn 3, S.C.-Spartanburg 1; Southern Conn. St. 1, Southern N.H. 0. **Semifinals:** Cal St. Bakersfield 2, Truman 0; Lynn 1, Southern Conn. St. 0. **Championship:** Cal St. Bakersfield 1, Lynn 0.

1998 First Round: Lynn 3, Barry 0; S.C.-Spartanburg 3, West Fla. 1; Truman 3, Quincy 2 (2 ot); Mercyhurst 1, East Stroudsburg 0; Southern Conn. St. 4, Dowling 0; Southern N.H. 4, Franklin Pierce 1; Seattle Pacific 4, Fort Lewis 3; Grand Canyon 3, Cal Poly Pomona 1. **Quarterfinals:** S.C.-Spartanburg 2, Lynn 1 (2 ot); Mercyhurst 1, Truman 0; Southern Conn. St. 4, Southern N.H. 2; Seattle Pacific 2, Grand Canyon 1 (3 ot). **Semifinals:** S.C.-Spartanburg 2, Mercyhurst 0; Southern Conn. St. 3, Seattle Pacific 0. **Championship:** Southern Conn. St. 1, S.C.-Spartanburg 0.

1999 First Round: Southern Conn. St. 2, Southern N.H. 0; Southampton 2, East Stroudsburg 1 (3 ot); IPFW 3, Truman 2 (ot); Charleston (W.Va.) 3, West Va. Wesleyan 1; Barry 1, Lynn 0 (ot); Queens (N.C.) 2, Wingate 0; Fort Lewis* 1, St. Edward's 1 (4 ot); UC Davis 1, Seattle Pacific 0. **Quarterfinals:** Southern Conn. St. 3, Southampton 2 (4 ot); Charleston (W.Va.) 5, IPFW 0; Barry 2, Queens (N.C.) 1; Fort Lewis 2, UC Davis 1. **Semifinals:** Southern Conn. St. 1, Charleston (W.Va.) 0; Fort Lewis 2, Barry 0. **Championship:** Southern Conn. St. 2, Fort Lewis 1 (2 ot).

**Advanced on penalty kicks.*

2000 First Round: Southern N.H. 1, St. Anselm 0; East Stroudsburg* 1, Dowling 1 (4 ot); Francis Marion* 1, Clayton St. 1 (4 ot); Barry 4, Christian Bros. 0; Lewis 1, Wis.-Parkside 0; Wheeling Jesuit 3, Mercyhurst 2; West Tex. A&M 1, Metro St. 0; Cal St. Dom. Hills 4, Seattle Pacific 0. **Quarterfinals:** East Stroudsburg 4, Southern N.H. 2; Barry 3, Francis Marion 0; Lewis 1, Wheeling Jesuit 0; Cal St. Dom. Hills 2, West Tex. A&M 0. **Semifinals:** Barry 2, East Stroudsburg 1; Cal St. Dom. Hills 1, Lewis 0. **Championship:** Cal St. Dom. Hills 2, Barry 1 (4 ot).

*Advanced on penalty kicks.

2001 First Round: West Tex. A&M 4, Fort Lewis 0; Cal St. Dom. Hills 1, Cal St. Bakersfield 0; Southern Conn. St. 1, St. Anselm 0; Dowling 2, East Stroudsburg 0; Tampa 2, Lynn 1; Lander 2, Clayton St. 1 (2 ot); SIU-Edwardsville 2, Lewis 0; Ashland 2, Mercyhurst 1. **Quarterfinals:** Cal St. Dom. Hills 2, West Tex. A&M 0; Dowling 2, Southern Conn. St. 1 (3 ot); Tampa 2, Lander 1; SIU-Edwardsville 1, Ashland 0. **Semifinals:** Cal St. Dom Hills 1, Dowling 0 (ot); Tampa 2, SIU-Edwardsville 1 (ot). **Championship:** Tampa 2, Cal St. Dom. Hills 1.

2002 First Round: Sonoma St. 3, Cal St. Dom. Hills 2 (2 ot); Midwestern St. 3, Incarnate Word 2; S.C.-Spartanburg 1, Queens (N.C.) 0; Central Ark. 2, Barry 1 (2 ot); East Stroudsburg* 2, West Chester 1 (2 ot, pk); Southern N.H. 1, Southern Conn. St. 0; Mercyhurst 6, Dist. of Columbia 0; Rockhurst 2, Lewis 1. **Second Round:** Sonoma St. 3, Midwestern St. 0; Central Ark. 3, S.C.-Spartanburg 0; Southern N.H. 5, East Stroudsbug 3; Mercyhurst 2, Rockhurst 0. **Semifinals:** Sonoma St. 2, Central Ark. 1 (2 ot); Southern N.H. 2, Mercyhurst 1. **Championship:** Sonoma St. 4, Southern N.H. 3.

**Advanced on penalty kicks.*

Soccer

DIVISION III

2002 Championship

Edited by: Crissy Schluep.

Highlights

Messiah Again: Troy Sauer's goal off a direct kick gave Messiah a 1-0 win over Otterbein and its second national title in three years November 30 at St. Lawrence.

Sauer blasted a direct kick from 20 yards around a three-man wall and into the net 18 minutes into the game.

The Falcons have played in the semifinals in each of the last three years.

An all-tournament team was not named.

For more, go to the December 9, 2002, issue of the The NCAA News on the World Wide Web.

Photo by Nancie Battaglia/NCAA Photos

Despite the weather, Messiah defeated Otterbein to claim the title.

Results

FIRST ROUND
NOVEMBER 13

Puget Sound 2, Linfield 0

Linfield	0	0—0
Puget Sound	0	2—2

Second half: PS—Josh Hedrick (Anthony Fioretti, Jorgan Peadon), 54:11; PS—Justin Hughes (Chris Phillips, Josh Snyder), 60:14.
Shots: Linfield 11, Puget Sound 8. Goalkeeper saves: L—Phil Haines 2; PS—Ben Meckel 6. Corner kicks: Linfield 6, Puget Sound 8. Fouls: Linfield 11, Puget Sound 12. Attendance: 307.

Trinity (Tex.) 3, Texas Lutheran 0

Trinity (Tex.)	2	1—3
Texas Lutheran	0	0—0

First half: Tri.—Josh Card (Alex Woods), 6:41; Tri.—Chris Giebink, 36:02.
Second half: Tri.—Woods (Card), 84:31.
Shots: Trinity (Tex.) 15, Texas Lutheran 6. Goalkeeper saves: Tri.—Josh Rosenblum 3; TL—Mat Gorman 0, Michael Babcock 3. Corner kicks: Trinity (Tex.) 4, Texas Lutheran 4. Fouls: Trinity (Tex.) 25, Texas Lutheran 14. Attendance: 565.

Wis.-Whitewater 2, Marian (Wis.) 0

Marian (Wis.)	0	0—0
Wis.-Whitewater	0	2—2

Second half: WW—Aaron Rowley (Carl Refsell), 55:15; WW—Nathan Schroeder (Mark McRoberts), 69:25.
Shots: Marian (Wis.) 5, Wis.-Whitewater 22. Goalkeeper saves: M—Marko Dugandzic 8; WW—Dave Madsen 2. Corner kicks: Marian (Wis.) 2, Wis.-Whitewater 15. Fouls: Marian (Wis.) 11, Wis.-Whitewater 13. Attendance: 111.

Neb. Wesleyan 1, Westminster (Mo.) 0

Westminster (Mo.)	0	0—0
Neb. Wesleyan	0	1—1

Second half: NW—Joe Gohr (penalty kick), 83:21.
Shots: Westminster (Mo.) 8, Neb. Wesleyan 25. Goalkeeper saves: W—Jonathan Eccher 11; NW—Jason Thurman 1. Corner kicks: Westminster (Mo.) 4, Neb. Wesleyan 4. Fouls: Westminster (Mo.) 16, Neb. Wesleyan 11. Attendance: 225.

Hope 4, Dominican (Ill.) 0

Dominican (Ill.)	0	0—0
Hope	4	0—4

First half: H—Bryan Loomis (Kevney Dugan, Steve Lepper), 2:49; H—Devin McNeil (Eric Plewka), 19:40; H—Geoffrey Meyer, 23:22; H—Loomis (Tim Kelly), 41:02.
Shots: Dominican (Ill.) 7, Hope 12. Goalkeeper saves: D—Jonathan Maendel 1, Peter Ingarra 2; H—Marcus Voss 3, Kevin Butterfield 1. Corner kicks: Dominican (Ill.) 4, Hope 2. Fouls: Dominican (Ill.) 4, Hope 14. Attendance: 400.

Concordia (Wis.) 1, St. Norbert 0 (2 ot)

St. Norbert	0	0	0	0—0
Concordia (Wis.)	0	0	0	1—1

Overtime: C—Steve Dziatkiewicz (Peter Schreiber), 106:10.
Shots: St. Norbert 12, Concordia (Wis.) 23. Goalkeeper saves: SN—Yuri Petrasz 6; C—Jake Banas 6. Corner kicks: St. Norbert 3, Concordia (Wis.) 5. Fouls: St. Norbert 25, Concordia (Wis.) 21. Attendance: 250.

Otterbein 2, Westminster (Pa.) 0

Westminster (Pa.)	0	0—0
Otterbein	1	1—2

First half: O—Adam Rothermel, 39:00.
Second half: O—Angelo Munzo (Mark Welp), 81:00.
Shots: Westminster (Pa.) 10, Otterbein 17. Goalkeeper saves: W—Kevin Humberston 7; O—Jeff Rust 3. Corner kicks: Westminster (Pa.) 4, Otterbein 5. Fouls: Westminster (Pa.) 11, Otterbein 15. Attendance: 197.

Messiah 1, Johns Hopkins 0

Johns Hopkins	0	0—0
Messiah	0	1—1

Second half: M—Matt Bills (penalty kick), 74:55.
Shots: Johns Hopkins 8, Messiah 14. Goalkeeper saves: JH—Gary Kane 5; M—Dave Casper 2. Corner kicks: Johns Hopkins 4, Messiah 8. Fouls: Johns Hopkins 18, Messiah 9. Attendance: 311.

Merchant Marine 2, Johnson & Wales 1

Johnson & Wales	1	0—1
Merchant Marine	0	2—2

First half: JW—Billy Tucker (Steve Tenaglia), 39:16.
Second half: MM—Josh Wooster, 78:00; MM—Seamus Hunt (penalty kick), 89:30.
Shots: Johnson & Wales 9, Merchant Marine 15. Goalkeeper saves: JW—Trevor Foden 5; JH—Jarred Schwandt 4. Corner kicks: N/A. Fouls: N/A. Attendance: 59.

Babson 3, Medgar Evers 0

Medgar Evers	0	0—0
Babson	2	1—3

First half: B—Shawn Dowell (Steve Pagnotta), 4:54; B—Pagnotta (Jonah Frisch), 8:19.
Second half: B—Dowell (Mark Abraham), 81:31.
Shots: Medgar Evers 6, Babson 13. Goalkeeper saves: M—Ancil Steeple 7; B—Tom Malloy 3. Corner kicks: Medgar Evers 2, Babson 2. Fouls: Medgar Evers 11, Babson 13. Attendance: 150.

Williams 3, Salve Regina 1

Salve Regina	1	0—1
Williams	2	1—3

First half: W—Alex Blake (Ryan Olsen), 39:10; SR—N/A Anderson (N/A Naymie), 41:13; W—Blake (Olsen), 43:34.
Second half: W—Olsen (Blake), 58:40.
Shots: Salve Regina 7, Williams 32. Goalkeeper saves: N/A. Corner kicks: Salve Regina 4, Williams 5. Fouls: Salve Regina 5, Williams 12. Attendance: 186.

Ithaca 2, Worcester St. 0
Worcester St. ..... 0 0—0
Ithaca ..... 2 0—2
First half: I—Steve Bell (Mike Alexander), 28:17; I—Alexander (Chris Frank), 33:35.
Shots: Worcester St. 5, Ithaca 11. Goalkeeper saves: WS—Nick Robinson 3; I—Glenn Palmieri 4. Corner kicks: Worcester St. 3, Ithaca 4. Fouls: Worcester St. 15, Ithaca 13. Attendance: 81.

SECOND ROUND

NOVEMBER 16

Redlands 2, Puget Sound 0
Puget Sound ..... 0 0—0
Redlands ..... 0 2—2
Second half: R—Sam Mirkovich (Justin Wells), 48:04; R—Wells (Jacob Huber, Tyler Marshall), 86:24.
Shots: Puget Sound 5, Redlands 23. Goalkeeper saves: P—Ben Meckel 9; R—Geoff Raives 4. Corner kicks: Puget Sound 5, Redlands 5. Fouls: Puget Sound 7, Redlands 21. Attendance: 1,034.

NOVEMBER 16
Trinity (Tex.) 4, Colorado Col. 1
Trinity (Tex.) ..... 1 3—4
Colorado ..... 1 0—1
First half: C—Patrick McGinnis (Paquito Lopez), 9:36; T—Josh Smith (Cullen Davies), 27:07.
Second half: T—Josh Card (Tyler Ring, Chris Giebink), 52:45; T—Chris Quinn, 68:44; T—Card (Josh Rosenblum), 76:05.
Shots: Trinity (Tex.) 24, Colorado Col. 11. Goalkeeper saves: T—Josh Rosenblum 5, Matthew Poppeny 1; C—Pat Gannon 4, Jon Holdolf 3. Corner kicks: Trinity (Tex.) 9, Colorado Col. 3. Fouls: Trinity (Tex.) 24, Colorado Col. 36. Attendance: 180.

NOVEMBER 16
Wis.-Whitewater 3, Luther 2 (2 ot)
Wis.-Whitewater ..... 1 1 0 1—3
Luther ..... 2 0 0 0—2
First half: L—Max Beers (Wade Murray, Matt Landers), 29:15; WW—Bobby Arsiniega (Nick Wood), 31:38; L—Landers, 44:05.
Second half: WW—Arsiniega (Tim Hood), 65:15.
Overtime: WW—Arsiniega, 104:00.
Shots: Wis.-Whitewater 19, Luther 26. Goalkeeper saves: WW—Dave Madsen 10; L—Rick Isaacson 6. Corner kicks: Wis.-Whitewater 3, Luther 2. Fouls: Wis.-Whitewater 29, Luther 14. Attendance: 684.

NOVEMBER 16
Macalester 1, Neb. Wesleyan 1 (2 ot, pk)
Neb. Wesleyan ..... 1 0 0 0—1
Macalester ..... 0 1 0 0—1
First half: NW—Michael Longe (Joe Gohr), 40:15.
Second half: M—Nathan Knox, 86:23.
Tiebreaker: Macalester 3, Neb. Wesleyan 2.
Shots: Neb. Wesleyan 13, Macalester 20. Goalkeeper saves: NW—Jason Thurman 10; M—Michael Madigan 6. Corner kicks: Neb. Wesleyan 4, Macalester 13. Fouls: Neb. Wesleyan 16, Macalester 21. Attendance: 684.

NOVEMBER 15
Hope 2, Wis.-Oshkosh 0
Hope ..... 0 2—2
Wis.-Oshkosh ..... 0 0—0
Second half: H—Edward Huebner (Geoffrey Meyer), 60:43; H—Tyler Basler (Tim Kelly, Huebner), 63:42.
Shots: Hope 6, Wis.-Oshkosh 13. Goalkeeper saves: H—Marcus Voss 7; WO—Ryan Dineen 3. Corner kicks: Hope 4, Wis.-Oshkosh 3. Fouls: Hope 18, Wis.-Oshkosh 16. Attendance: 279.

NOVEMBER 15
Wheaton (Ill.) 2, Concordia (Wis.) 0
Concordia (Wis.) ..... 0 0—0
Wheaton (Ill) ..... 1 1—2
First half: W-Nick Fichera (Robert Kehoe), 21:51.
Second half: W-Justin Risma, 89:34.
Shots: Concordia (Wis.) 5, Wheaton (Ill.) 19. Goalkeeper saves: C—Jake Banas 17; W—Pat King 3. Corner kicks: Concordia (Wis.) 2, Wheaton (Ill.) 0. Fouls: Concordia (Wis.) 12, Wheaton (Ill.) 10. Attendance: 112.

NOVEMBER 16
Ohio Wesleyan 1, Pitt.-Greensburg 0
Pitt.-Greensburg ..... 0 0—0
Ohio Wesleyan ..... 1 0—1
First half: OW—Chris Vorenkamp (penalty kick), 32:42.
Shots: Pitt.-Greensburg 16, Ohio Wesleyan 10. Goalkeeper saves: P—Mitch Paterline 2; OW—Adam Roberts 5. Corner kicks: Pitt.-Greensburg 6, Ohio Wesleyan 4. Fouls: Pitt.-Greensburg 12, Ohio Wesleyan 14. Attendance: 715.

NOVEMBER 16
Otterbein 1, Carnegie Mellon 0 (ot)
Otterbein ..... 0 0 1—1
Carnegie Mellon ..... 0 0 0—0
Overtime: O—Dennis Duryea, 91:56.
Shots: Otterbein 11, Carnegie Mellon 15. Goalkeeper saves: O—Jeff Rust 3; O—David Thomas 3. Corner kicks: Otterbein 5, Carnegie Mellon 5. Fouls: Otterbein 22, Carnegie Mellon 19. Attendance: 517.

NOVEMBER 15
Greensboro 1, Roanoke 1 (2 ot, pk)
Greensboro ..... 1 0 0 0—1
Roanoke ..... 0 1 0 0—1
First half: G—Tucker Tharpe (Aaron Holcomb), 9:25.
Second half: R—David Lechtrecker, 65:57.
Tiebreaker: Greensboro 4, Roanoke 3.
Shots: Greensboro 10, Roanoke 14. Goalkeeper saves: G—Matt Brown 3; R—Chris Ebeling 6. Corner kicks: Greensboro 11, Roanoke 10. Fouls: Greensboro 24, Roanoke 12. Attendance: 350.

NOVEMBER 15
Messiah 1, Salisbury 0
Messiah ..... 0 1—1
Salisbury ..... 0 0—0
Second half: M—Matt Bills, 65:53.
Shots: Messiah 17, Salisbury 2. Goalkeeper saves: M—Dave Casper 2; S—Tom Paparounis 9. Corner kicks: Messiah 8, Salisbury 4. Fouls: Messiah 14, Salisbury 8. Attendance: 100.

NOVEMBER 16
Merchant Marine 1, Rowan 0
Merchant Marine ..... 1 0—1
Rowan ..... 0 0—0
First half: Will Corrigan, 23:16.
Shots: Merchant Marine 6, Rowan 10. Goalkeeper saves: MM—Jarred Schwandt 8; R—Dan McGinn 3. Corner kicks: Merchant Marine 2, Rowan 8. Fouls: Merchant Marine 14, Rowan 14. Attendance: 691.

NOVEMBER 16
Drew 2, Babson 0
Babson ..... 0 0—0
Drew ..... 2 0—2
First half: D—Justin Breen (Justin Davis), 13:42; D—Russell Jaffe, 22:22.
Shots: Babson 4, Drew 24. Goalkeeper saves: B—Tom Malloy 5; D—Peter Boyer 3. Corner kicks: Babson 1, Drew 12. Fouls: Babson 9, Drew 15. Attendance: 691.

NOVEMBER 16
Arcadia 1, Keene St. 0
Arcadia ..... 0 1—1
Keene St. ..... 0 0—0
Second half: A—Ben Swan (Tom DeGeorge), 79:12.
Shots: Arcadia 8, Keene St. 7. Goalkeeper saves: A—Ralph Gianguilio 4; KS—D.J. Nordmark 4. Corner kicks: Arcadia 4, Keene St. 4. Fouls: Arcadia 20, Keene St. 20. Attendance: 231.

NOVEMBER 16
Williams 4, Richard Stockton 1
Williams ..... 2 2—4
Richard Stockton ..... 1 0—1
First half: W—Khari Stephenson (Romel Wallen), 10:10; W—Stephenson (Alex Blake), 40:53; RS—Chris Meyrick (Jamie Nelson), 44:45.
Second half: W—Stephenson (Wallen), 48:36; W—Blake (Bryan McCoy), 74:33.
Shots: Williams 21, Richard Stockton 19. Goalkeeper saves: W—Nick Armington 8; RS—Brett Steinberg 8. Corner kicks: Williams 4, Richard Stockton 16. Fouls: Williams 12, Richard Stockton 15. Attendance: 231.

NOVEMBER 16
St. Lawrence 2, Ithaca 1
Ithaca ..... 1 0—1
St. Lawrence ..... 2 0—2
First half: SL—Charlie Bour, 21:09; SL—John Loftus (Ezequiel Rodrigo), 30:44; I—Mike Alexander (Ben Visnyei), 36:23.
Shots: Ithaca 6, St. Lawrence 21. Goalkeeper saves: I—Glenn Palmieri 7; SL—Dustin Crooker 2. Corner kicks: Ithaca 2, St. Lawrence 9. Fouls: Ithaca 18, St. Lawrence 17. Attendance: 227.

NOVEMBER 16
Amherst 1, Cortland St. 0
Cortland St. ..... 0 0—0
Amherst ..... 0 1—1
Second half: A—Joe Gannon (Carlo Valdesolo), 70:11.
Shots: Cortland St. 12, Amherst 18. Goalkeeper saves: CS—Ross Morelli 5; A—Dan Glenn 3. Corner kicks: Cortland St. 6, Amherst 3. Fouls: Cortland St. 13, Amherst 13. Attendance: 510.

THIRD ROUND

NOVEMBER 17
Trinity (Tex.) 2, Redlands 0
Trinity (Tex.) ..... 0 2—2
Redlands ..... 0 0—0
Second half: T—Josh Greenleaf (Chris Giebink), 76:50; T—Chris Quinn (Josh Smith), 79:55.
Shots: Trinity (Tex.) 13, Redlands 16. Goalkeeper saves: T—Josh Rosenblum 8; R—Geoff Raives 4. Corner kicks: Trinity (Tex.) 5, Redlands 4. Fouls: Trinity (Tex.) 16, Redlands 16. Attendance: 530.

NOVEMBER 16
Macalaster 1, Wis.-Whitewater 1 (2 ot, pk)
Macalaster ..... 0 1 0 0—1
Wis.-Whitewater ..... 1 0 0 0—1
First half: WW—Jon Poppen (Marc McRoberts), 38:49.
Second half: M—Stuart Peacock (Andrew Wissler), 56:00.
Tiebreaker: Macalester 3, Wis.-Whitewater 1.
Shots: Macalaster 19, Wis.-Whitewater 18. Goalkeeper saves: M—Michael Madigan 5; WW—Dave Madsen 5. Corner kicks: Macalester 6, Wis.-Whitewater 6. Fouls: Macalester 15, Wis.-Whitewater 25. Attendance: 530.

NOVEMBER 16
Wheaton (Ill.) 0, Hope 0 (2 ot, pk)
Hope ..... 0 0 0 0—0
Wheaton (Ill.) ..... 0 0 0 0—0
Tiebreaker: Wheaton (Ill.) 4, Hope 2.
Shots: Hope 14, Wheaton (Ill.) 6. Goalkeeper saves: H—Marcus Voss 5; W—Pat King 10. Corner kicks: Hope 7, Wheaton (Ill.) 11. Fouls: Hope 4, Wheaton (Ill.) 8. Attendance: 135.

NOVEMBER 17
Otterbein 1, Ohio Wesleyan 1 (2 ot, pk)
Otterbein ..... 0 1 0 0—1
Ohio Wesleyan ..... 0 1 0 0—1
Second half: O—Brett Neiederman, 57:45; OW—Jeff Fisher (Paul Smith, Eric Schnatz), 74:16.
Tiebreaker: Otterbein 6, Ohio Wesleyan 5.
Shots: Otterbein 17, Ohio Wesleyan 22. Goalkeeper saves: O—Jeff Rust 9; OW—Adam Roberts 4. Corner kicks: Otterbein 3, Ohio Wesleyan 8. Fouls: Otterbein 28, Ohio Wesleyan 24. Attendance: 726.

NOVEMBER 16
Messiah 2, Greensboro 1 (ot)
Messiah ..... 1 0 1—2
Greensboro ..... 0 1 0—1
First half: M—Troy Sauer, 16:30.
Second half: G—Duncan Edwards (Jason Papaj), 83:21.
Overtime: M—Matt Bills, 91:06.
Shots: Messiah 12, Greensboro 6. Goalkeeper saves: M—Dave Casper 4; G—Matt Brown 6. Corner kicks: Messiah 4, Greensboro 4. Fouls: Messiah 21, Greensboro 20. Attendance: 100.

NOVEMBER 17
Drew 2, Merchant Marine 0
Merchant Marine ..... 0 0—0
Drew ..... 0 2—2
Second half: D—Justin Breen, 51:20; D—Russell Jaffe, 61:02.
Shots: Merchant Marine 12, Drew 7. Goalkeeper saves: MM—Jarred Schwandt 2; D—Peter Boyer 4. Corner kicks: Merchant Marine 3, Drew 7. Fouls: Merchant Marine 6, Drew 15. Attendance: 500.

NOVEMBER 18
Arcadia 0, Williams 0 (2 ot, pk)
Williams ..... 0 0 0 0—0
Arcadia ..... 0 0 0 0—0
Tiebreaker: Arcadia 5, Williams 4.
Shots: Williams 24, Arcadia 14. Goalkeeper saves: A—Nick Armington 4; A—Ralph Gianguilio 8. Corner kicks: Williams 4, Arcadia 5. Fouls: Williams 11, Arcadia 10. Attendance: 231.

NOVEMBER 20
St. Lawrence 1, Amherst 0
Amherst ..... 0 0—0
St. Lawrence ..... 1 0—1
First half: SL—Macky Diop (Shawn Watson, Charlie Bour), 15:55.
Shots: Amherst 5, St. Lawrence 17. Goalkeeper saves: A—Dan Glenn 10; SL—Dustin Crooker 2. Corner kicks: Amherst 2, St. Lawrence 10. Fouls: Amherst 15, St. Lawrence 17. Attendance: 257.

QUARTERFINALS
NOVEMBER 24

Trinity (Tex.) 1, Macalester 0
Macalester ..... 0 0—0
Trinity (Tex.) ..... 0 1—1
Second half: T—Josh Smith (Mike Marino), 79:30.
Shots: Macalester 7, Trinity (Tex.) 15. Goalkeeper saves: M—Michael Madigan 4; T—Josh Rosenblum 0. Corner kicks: Macalester 4, Trinity (Tex.) 11. Fouls: Macalester 2, Trinity (Tex.) 18. Attendance: 1,000.

NOVEMBER 23
Otterbein 2, Wheaton (Ill.) 1 (ot)
Otterbein ..... 0 1 1—2
Wheaton (Ill.) ..... 1 0 0—1
First half: W—Seth Barkett (Sean Pearman), 37:03.
Second half: O—Angelo Munzo (Mark Welp), 66:57.
Overtime: O—Own Goal, 92:08.
Shots: Otterbein 12, Wheaton (Ill.) 18. Goalkeeper saves: O—Jeff Rust 3; W—Pat King 3. Corner kicks: Otterbein 6, Wheaton (Ill.) 7. Fouls: Otterbein 13, Wheaton (Ill.) 15. Attendance: 1,157.

NOVEMBER 23
Messiah 3, Drew 2 (ot)
Messiah ..... 0 2 1—3
Drew ..... 0 2 0—2
Second half: D—Russell Jaffe, 66:40; M—Troy Sauer (Aaron Casper), 72:11; M—Own Goal, 80:16; D-Derek Swanson, 87:74.
Overtime: M—Matt Bills (Sauer), 99:41.
Shots: Messiah 14, Drew 8. Goalkeeper saves: M—Dave Casper 2; D—Peter Bryer 6. Corner kicks: Messiah 8, Drew 5. Fouls: Messiah 12, Drew 22. Attendance: 1,247.

NOVEMBER 24
St. Lawrence 2, Arcadia 0
Arcadia ..... 0 0—0
St. Lawrence ..... 1 1—2
First half: SL—Ezequiel Rodrigo (Matt Kokoszka), 30:40.
Second half: SL—Mark McIntire, 67:54.
Shots: Arcadia 8, St. Lawrence 13. Goalkeeper saves: A—Ralph Gianguilio 4; SL—Dustin Crooker 4. Corner kicks: Arcadia 6, St. Lawrence 2. Fouls: Arcadia 16, St. Lawrence 10. Attendance: 615.

SEMIFINALS
NOVEMBER 29, AT ST. LAWRENCE

Otterbein 3, Trinity (Tex.) 2
Trinity (Tex.) ..... 1 1—2
Otterbein ..... 1 2—3
First half: T—Josh Card (Alex Woods), 14:42; O—Jesse Rose (Angelo Manzo), 34:37.
Second half: O—Manzo (Mike Lochner), 52:14; T—Mike Marino (Woods), 65:59; O—Adam Rothermel (Manzo), 80:08.
Shots: Trinity (Tex.) 17, Otterbein 10. Goalkeeper saves: T—Josh Rosenblum 3; O—Jeff Rust 7. Corner kicks: Trinity (Tex.) 11, Otterbein 3. Fouls: Trinity (Tex.) 15, Otterbein 10. Attendance: 693.

NOVEMBER 29
Messiah 3, St. Lawrence 0
St. Lawrence ..... 0 0—0
Messiah ..... 0 3—3
Second half: M—Haden Woodworth (Troy Sauer), 64:54; M—Matt Bills (penalty kick), 79:03; M—Matt Snavely, 81:50.
Shots: St. Lawrence 8, Messiah 17. Goalkeeper saves: SL—Dustin Crooker 4; M—Dave Casper 3. Corner kicks: St. Lawrence 2, Messiah 9. Fouls: St. Lawrence 19, Messiah 17. Attendance: 772.

CHAMPIONSHIP
NOVEMBER 30, AT ST. LAWRENCE

Messiah 1, Otterbein 0
Otterbein ..... 0 0—0
Messiah ..... 1 0—1
First half: M—Troy Sauer, 18:00.
Shots: Otterbein 6, Messiah 18. Goalkeeper saves: O—Jeff Rust 3; M—Dave Casper 1. Corner kicks: Otterbein 3, Messiah 5. Fouls: Otterbein 12, Messiah 14. Attendance: 456.

History

Team Results

Year	Champion	Coach	Score	Runner-Up	Host or Site	Championship Game Attendance†	Championship Total Attendance†
1974	Brockport St. (12-2-2)	Walt Kopczuk	3-1	Swarthmore	Wheaton (Ill.)	100	—
1975	Babson (17-0-1)	Bob Hartwell	1-0	Brockport St.	Brockport St.	1,700	7,112
1976	Brandeis (15-2)	Mike Coven	2-1 (2 ot)	Brockport St.	Elizabethtown	2,000	6,286
1977	Lock Haven (14-4)	Michael Parker	1-0	Cortland St.	Babson	500	8,682
1978	Lock Haven (18-2)	Michael Parker	3-0	Washington (Mo.)	Babson	800	9,357
1979	Babson (13-2-4)	Bill Rogers	2-1	Rowan	Col. of New Jersey	1,500	8,092
1980	Babson (16-3-1)	Bill Rogers	1-0 (ot)	Scranton	Babson	3,000	11,917
1981	Rowan (19-1-2)	Dan Gilmore	2-1 (4 ot)	Scranton	Elizabethtown	1,100	8,970
1982	UNC Greensboro (19-3)	Mike Berticelli	2-1	Bethany (W.Va.)	UNC Greensboro	1,200	10,916
1983	UNC Greensboro (23-1-1)	Mike Berticelli	3-2	Claremont-M-S	UNC Greensboro	1,500	14,326
1984	Wheaton (Ill.) (21-1-2)	Joe Bean	2-1 (3 ot)	Brandeis	Wheaton (Ill.)	3,000	15,687
1985	UNC Greensboro (20-5)	Michael Parker	5-0	Washington (Mo.)	Washington (Mo.)	2,688	16,802
1986	UNC Greensboro (18-5)	Michael Parker	2-0	UC San Diego	UNC Greensboro	3,942	14,095
1987	UNC Greensboro (17-7-1)	Michael Parker	6-1	Washington (Mo.)	UNC Greensboro	2,500	15,785
1988	UC San Diego (23-0-2)	Derek Armstrong	3-0	Rochester Inst.	Rochester Inst.	1,207	9,468
1989	Elizabethtown (23-2)	Skip Roderick	2-0	Greensboro	Elizabethtown	2,288	11,063
1990	Rowan (20-3-2)	Dan Gilmore	2-1 (4 ot, pk)	Ohio Wesleyan	Ohio Wesleyan	2,100	13,820
1991	UC San Diego (18-4-1)	Derek Armstrong	1-0	Col. of New Jersey	UC San Diego	1,550	13,080
1992	Kean (18-6-1)	Tony Ochrimenko	3-1	Ohio Wesleyan	Kean	1,100	12,951
1993	UC San Diego (20-2-2)	Derek Armstrong	1-0	Williams	Williams	1,797	14,787
1994	Bethany (W.Va.) (15-5-4)	John Cunningham	1-0 (2 ot)	Johns Hopkins	Col. of New Jersey	747	16,614
1995	Williams (17-0-2)	Mike Russo	2-1	Methodist	Williams	1,951	23,217
1996	Col. of New Jersey (17-5-1)	George Nazario	2-1 (4 ot)	Kenyon	Kenyon	1,124	16,838
1997	Wheaton (Ill.) (24-0-1)	Joe Bean	3-0	Col. of New Jersey	Mary Washington	540	14,060
1998	Ohio Wesleyan (18-6)	Jay Martin	2-1 (2 ot)	Greensboro	Ohio Wesleyan	1,357	16,572
1999	St. Lawrence (22)	Bob Durocher	2-0	Wheaton (Ill.)	Wheaton (Ill.)	2,398	23,786
2000	Messiah (22-2-1)	Dave Brandt	2-0	Rowan	Rowan	1,525	15,370
2001	Richard Stockton (25-1-1)	Jeff Haines	3-2	Redlands	Messiah	2,644	18,902
2002	Messiah (23-2-1)	Dave Brandt	1-0	Otterbein	St. Lawrence	456	11,728

†These figures are paid attendance. The figures attached to box scores are the announced attendance at the games.

Tournament Scoring Leaders

Year	Player, School	G	A	P
1974	Nelson Cupello, Brockport St.	5	0	10
	McWilling Todman, Swarthmore	5	0	10
1975	Joseph Olivere, Babson	4	0	8
1976	Cleveland Lewis, Brandeis	6	0	12
1977	Dan Taber, Lock Haven	5	2	12
1978	Tim Gargan, Lock Haven	4	0	8
1979	Scott Salisbury, Rowan	3	1	7
1980	Cedric DeSilva, Scranton	6	2	14
1981	Cedric DeSilva, Scranton	3	2	8
	Carlos Loureiro, Scranton	4	0	8
	Dave Wright, Cortland St.	3	2	8
1982	Mike Sweeney, UNC Greensboro	5	2	12
1983	Steve Clark, Plymouth St.	4	1	9
	Eric Themm, Claremont-M-S	4	1	9
1984	Kevin McCarthy, Rochester Inst.	4	3	11
1985	Andrew Mehalko, UNC Greensboro	6	3	15
1986	Carl Fleming, UNC Greensboro	2	3	7
1987	Jason Haupt, UNC Greensboro	3	3	9
	Willie Lopez, UNC Greensboro	4	1	9
1988	Scott Rommel, UC San Diego	6	2	14
1989	Mark Pratzner, Elizabethtown	3	2	8
1990	Matt Schrader, Ohio Wesleyan	4	0	8
	Mike Donavan, Kenyon	4	0	8
1991	Mike Edwards, Col. of New Jersey	5	0	10
1992	Pascal Clerigo, Kean	5	3	13
1993	Mark Phillips, Kenyon	3	2	8
1994	Jared Lawrence, Johns Hopkins	4	0	8
1995	Brad Murray, Williams	8	0	16
1996	Jamion Berry, Kenyon	5	1	11
1997	Rob Mouw, Wheaton (Ill.)	5	4	14
1998	Richard Ronemus, Greensboro	3	2	8
1999	Rob Mouw, Wheaton (Ill.)	4	1	9
2000	Hayden Woodworth, Messiah	5	1	11
2001	Duncan Edwards, Greensboro	5	1	11
2002	Josh Card, Trinity (Tex.)	4	1	9

Most Outstanding Players

1975
Wilfrid Thibodeau, Babson (MOP offensive)
Jimmy Powers, Babson (MOP defensive)

1976
Cleveland Lewis, Brandeis (MOP offensive)
Arn Armstrong, Brockport St. (MOP defensive)

Individual Records

GOALS, GAME
4—Mike Donovan, Kenyon (7) vs. Wooster (4) (ot), 1990; Duncan Edwards, Greensboro (6) vs. Hardin-Simmons (1), 2001.

GOALS, TOURNAMENT
8—Brad Murray, Williams (2 vs. Plymouth St., 1 vs. Amherst, 3 vs. Col. of New Jersey, 1 vs. Muhlenberg, 1 vs. Methodist), 1995.

GOALS, CAREER
12—Brad Murray, Williams, 1993-95-96.

ASSISTS, GAME
4—Troy Edwards, Wheaton (Ill.) (4) vs. Benedictine (Ill.) (1), 1993.

ASSISTS, TOURNAMENT
5—Robert Muller, Brandeis (1 vs. Mass.-Dartmouth, 3 vs. Worcester Tech, 1 vs. Elizabethtown, 0 vs. Brockport St.), 1976; Thien Nguyen, UC San Diego (1 vs. Macalester, 2 vs. Cal St. Stanislaus, 1 vs. Emory, 1 vs. Rochester Inst.), 1988; Scott Randall, Rochester Inst. (1 vs. Hobart, 2 vs. Plattsburgh St., 2 vs. Western Conn. St.), 1992; Jamal Ballantyne, St. Lawrence (1 vs. Norwich, 1 vs. Plattsburgh St., 1 vs. Messiah, 1 vs. Alma, 1 vs. Wheaton [Ill.]), 1999.

ASSISTS, CAREER
8—Tony O'Connor, Rowan, 1978-79-80-81.

POINTS, GAME
9—Duncan Edwards, (4 goals, 1 assist), Greensboro (6) vs. Hardin-Simmons (1), 2001.

POINTS, TOURNAMENT
16—Brad Murray (8 goals, 0 assists), Williams (2-0 vs. Plymouth St., 1-0 vs. Amherst, 3-0 vs. Col. of New Jersey, 1-0 vs. Muhlenberg, 1-0 vs. Methodist), 1995.

POINTS, CAREER
27—Andrew Mehalko (10 goals, 7 assists), UNC Greensboro, 1983-84-85-86.

SAVES, GAME
23—Brad Sayer, St. Lawrence (1) vs. Clarkson (0) (2 ot), 1998.

LOWEST GOALS-AGAINST AVERAGE, TOURNAMENT (Min. 3 games)
0.00—Marcus Voss (vs. Dominican (Ill.), Wis.-Oshkosh, Wheaton (Ill.)), 2002.

LOWEST GOALS-AGAINST AVERAGE, CAREER (Min. 5 Games)
0.20—Peter Biggs, Babson, 1977-78; Chris Daubenmire, Babson, 1977-79.

Team Records

GOALS, GAME
10—Westfield St. vs. Coast Guard (1), 1974.

GOALS, TWO TEAMS, GAME
11—Westfield St. (10) vs. Coast Guard (1), 1974; Brandeis (6) vs. Worcester Tech (5) (ot), 1976; Kenyon (7) vs. Wooster (4) (ot), 1990; Johns Hopkins (6) vs. Bethany (W.Va.) (5), 1998.

SHOTS, GAME
45—Brockport St. (3) vs. Swarthmore (2), 1974.

CORNER KICKS, GAME
16—UNC Greensboro (3) vs. Johns Hopkins (0), 1986; Ithaca (4) vs. Fredonia St. (1), 1995; Trinity (Tex.) (1) vs. Alma (2), 1999; Richard Stockton (1) vs. Williams (4), 2002.

FOULS, GAME
73—Babson (0) vs. Cortland St. (1) (4 ot), 1977.

GOALS PER GAME, TOURNAMENT (Min. 2 Games)
4.00—Westfield St., 4 games, 1974.

LOWEST GOALS-AGAINST AVERAGE, TOURNAMENT (Min. 3 Games)
0.00—Hope, 3 games, 2002.

Won-Lost-Tied Records in Tournament Play

(Note: Beginning in 1982, no third-place game was played. Semifinal losers are credited with a third-place finish.)

Team (Years Participated)	Yrs.	Won	Lost	Tied	Pct.	1st	2nd	3rd	4th
Albany (N.Y.) (1975-78-94)	3	0	3	0	.000	0	0	0	0
Alfred (1988)	1	1	1	0	.500	0	0	0	0
Alma (1997-98-99)	3	3	3	1	.500	0	0	1	0
Amherst (1993-95-97-98-2002)	5	5	5	3	.500	0	0	1	0
Arcadia (2001-02)	2	3	2	0	.600	0	0	0	0
Averett (1979-80-81)	3	1	3	0	.250	0	0	0	0
Babson (1975-77-78-79-80-81-82-83-85-88-89-90-91-92-93-2002)	16	26	12	1	.679	3	0	2	0
Benedictine (Ill.) (1992-93)	2	0	2	0	.000	0	0	0	0
Bethany (W.Va.) (1980-81-82-84-85-86-87-88-89-90-91-92-94-96-98-99-2000-01)	18	18	17	3	.513	1	1	0	0
Binghamton* (1975-80-82-87-88-89-94)	7	3	7	0	.300	0	0	0	0
Bowdoin (1997-98)	2	0	2	0	.000	0	0	0	0
Brandeis (1976-78-79-80-81-82-83-84-85)	9	12	8	0	.600	1	1	1	0
Bridgewater St. (1990)	1	0	1	0	.000	0	0	0	0
Brockport St. (1974-75-76-77)	4	10	3	0	.769	1	2	0	0
Brooklyn (1981)	1	0	1	0	.000	0	0	0	0
Buffalo St. (1980-82-83-84)	4	1	4	0	.200	0	0	0	0
Cabrini (1999)	1	0	1	0	.000	0	0	0	0
UC San Diego (1983-84-85-86-87-88-89-90-91-93-94-95-96-97-99)	15	26	10	4	.700	3	1	1	0
UC Santa Cruz (2000-01)	2	0	2	0	.000	0	0	0	0
Cal Lutheran (1991-92-97-98)	4	2	4	1	.357	0	0	0	0
Cal St. San B'dino (1987-90)	2	3	2	0	.600	0	0	1	0
Cal St. Stanislaus (1988)	1	1	1	0	.500	0	0	0	0
Calvin (1980-81-87-91)	4	3	4	0	.429	0	0	0	0
Carnegie Mellon (1994-2000-01-02)	4	1	3	1	.300	0	0	0	0
Centre (1997-98-99)	3	1	3	0	.250	0	0	0	0
Chapman (1995-97-98-99)	4	3	4	1	.438	0	0	1	0
Chicago (1996-2001)	2	2	2	1	.500	0	0	1	0
Chris. Newport (1986-2000)	2	2	2	0	.500	0	0	0	0

Team (Years Participated)	Yrs.	Won	Lost	Tied	Pct.	1st	2nd	3rd	4th
Claremont-M-S (1982-83-84-85-86-88-89-92-93-94-97-99-2000)	13	9	13	0	.409	0	1	0	0
Clark (Mass.) (1983-85-86-87)	4	2	4	0	.333	0	0	0	0
Clarkson (1980-88-93-98)	4	3	4	1	.438	0	0	1	0
Coast Guard (1974-81)	2	0	2	0	.000	0	0	0	0
Colorado Col. (1981-82-83-84-85-89-92-93-94-95-97-99-2001-02)	14	7	14	0	.333	0	0	1	0
Concordia (Wis.) (2002)	1	1	1	0	.500	0	0	0	0
Concordia-M'head (1996)	1	0	1	1	.250	0	0	0	0
Connecticut Col. (1995)	1	0	1	0	.000	0	0	0	0
Cortland St. (1976-77-78-79-81-82-83-90-91-92-93-2001-02)	13	16	12	2	.567	0	1	2	0
Denison (1974-78-79-81-82-83)	6	1	6	0	.143	0	0	0	0
DePauw (1977-80-87-89-93-94-98-2000)	8	1	8	0	.111	0	0	0	0
Dominican (Ill.) (2002)	1	0	1	0	.000	0	0	0	0
Drew (1976-83-85-98-99-2000-01-02)	8	3	8	0	.273	0	0	0	0
Earlham (1998)	1	0	1	0	.000	0	0	0	0
Eastern (1997)	1	0	1	0	.000	0	0	0	0
East. Mennonite (1998)	1	1	1	0	.500	0	0	0	0
Eckerd (1974)	1	0	1	0	.000	0	0	0	0
Edgewood (1999)	1	0	1	0	.000	0	0	0	0
Elizabethtown (1975-76-77-78-80-81-82-83-84-85-86-87-88-89-90-91-92-93-94-95-96-99)	22	22	20	1	.523	1	0	1	0
Emory (1984-85-88-89-91-96-97-98)	8	2	8	0	.200	0	0	0	0
Fitchburg St. (1987-88)	2	0	2	0	.000	0	0	0	0
Fontbonne (1991-92)	2	2	2	0	.500	0	0	0	0
Framingham St. (1974)	1	1	1	0	.500	0	0	0	0
Frank. & Marsh. (1981)	1	1	1	0	.500	0	0	0	0
Fredonia St. (1984-85-86-87-95-96-97)	7	7	7	0	.500	0	0	2	0
Frostburg St. (1981-83-2000)	3	2	3	0	.400	0	0	0	0
Gettysburg (1992-93-95-97-98-99-2001)	7	3	7	0	.300	0	0	0	0
Greensboro (1989-92-94-95-96-97-98-99-2000-01-02)	11	15	10	1	.596	0	2	0	0
Grove City (1976-80)	2	1	2	0	.333	0	0	0	0
Gust. Adolphus (1993-94-2000)	3	2	2	1	.500	0	0	0	0
Hamilton (2000)	1	1	1	1	.500	0	0	0	0
Hardin-Simmons (2000-01)	2	0	2	0	.000	0	0	0	0
Haverford (1976-77-80)	3	1	3	0	.250	0	0	0	0
Hiram (1995)	1	1	1	0	.500	0	0	0	0
Hobart (1992)	1	0	0	1	.500	0	0	0	0
Hope (1982-83-94-95-96-97-2002)	7	4	6	2	.417	0	0	0	0
Hunter (1999)	1	1	1	0	.500	0	0	0	0
Ithaca (1979-80-85-87-89-90-91-95-96-97-99-2002)	12	9	11	3	.457	0	0	1	0
John Carroll (2000-01)	2	0	2	0	.000	0	0	0	0
Johns Hopkins (1975-86-94-96-97-98-2000-02)	8	8	9	1	.472	0	1	0	1
Johnson & Wales (2002)	1	0	1	0	.000	0	0	0	0
Kalamazoo (1985-86-88-90-2000-01)	6	2	6	0	.250	0	0	0	0
Kean (1980-82-83-84-87-88-90-91-92-93-94-97-98-2001)	14	11	13	2	.462	1	0	1	0
Keene St. (1997-98-99-2001-02)	5	1	5	0	.167	0	0	0	0
Kenyon (1990-91-92-93-94-95-96-97)	8	9	8	0	.529	0	1	1	0
Lake Forest (1975-80)	2	0	2	0	.000	0	0	0	0
La Verne (1987)	1	0	1	0	.000	0	0	0	0
Linfield (2000-02)	2	3	2	0	.600	0	0	1	0
Lock Haven (1974-75-77-78-79)	5	11	4	0	.733	2	0	0	1
Luther (1996-98-99-2001-02)	5	5	5	0	.500	0	0	0	0
Lynchburg (1974-75-76-78-79-80-82)	7	0	7	0	.000	0	0	0	0
Macalester (1988-90-96-97-98-99-2001-02)	8	6	5	3	.536	0	0	0	0
MacMurray (1974-75-76-77-79-80-81-82-90-91-92)	11	10	13	0	.435	0	0	0	2
Manhattanville (1999)	1	0	1	0	.000	0	0	0	0
Marian (Wis.) (2000-01-02)	3	1	2	1	.375	0	0	0	0
Mary Washington (1985-87-88-89-90-93-96-97-2001)	9	6	9	0	.400	0	0	1	0
Maryville (Tenn.) (1995-96)	2	0	2	0	.000	0	0	0	0
Mass.-Dartmouth (1976-77)	2	0	2	0	.000	0	0	0	0
Mass. Liberal Arts (1975-77-78-79-86-91-92)	7	3	8	0	.273	0	0	0	1
Medgar Evers (2002)	1	0	1	0	.000	0	0	0	0
Merchant Marine (2000-02)	2	3	2	0	.600	0	0	0	0
Messiah (1982-83-86-88-91-92-93-95-97-98-99-2000-01-02)	14	27	11	1	.705	2	0	3	0
Methodist (1990-91-92-93-94-95)	6	8	6	0	.571	0	1	0	0
Middlebury (1994-95-96-97-98-2000)	6	2	4	3	.389	0	0	0	0
Misericordia (2000)	1	0	1	0	.000	0	0	0	0
Monmouth (Ill.) (2001)	1	0	1	0	.000	0	0	0	0
Montclair St. (1989-90-91-92-96-98)	6	1	6	0	.143	0	0	0	0
Moravian (1982)	1	0	1	0	.000	0	0	0	0
Mount Union (1974-83)	2	1	2	0	.333	0	0	0	0
Muhlenberg (1989-90-91-92-94-95-96-97)	8	5	7	2	.429	0	0	1	0
Neb. Wesleyan (2000-01-02)	3	2	3	0	.400	0	0	0	0
Col. of New Jersey (1974-77-81-84-89-90-91-92-93-94-95-96-97)	13	18	11	3	.609	1	2	1	0
N.J. Inst. of Tech. (1974-75-77)	3	1	3	0	.250	0	0	0	0
UNC Greensboro (1981-82-83-84-85-86-87)	7	26	2	0	.929	5	0	0	0
N.C. Wesleyan (1984-87-88)	3	1	3	0	.250	0	0	0	0
Norwich (1999-2000-01)	3	2	3	0	.400	0	0	0	0
Ohio Wesleyan (1975-76-78-79-80-81-82-83-84-85-86-87-88-89-90-91-92-93-94-95-97-98-99-2000-01-02)	26	47	23	3	.664	1	2	3	1
Otterbein (1997-98-99-2001-02)	5	7	4	1	.625	0	1	0	0
Pacific (Ore.) (1998)	1	1	1	0	.500	0	0	0	0
Pitt.-Greensburg (2002)	1	0	1	0	.000	0	0	0	0
Plattsburgh St. (1981-92-93-94-98-99-2000)	7	2	4	4	.400	0	0	0	0
Plymouth St. (1974-75-77-78-80-82-83-84-86-87-88-89-95-97-98-2000)	16	13	16	1	.450	0	0	1	0

Team (Years Participated)	Yrs.	Won	Lost	Tied	Pct.	1st	2nd	3rd	4th
Pomona-Pitzer (1980)	1	0	1	0	.000	0	0	0	0
Principia (2001)	1	0	1	0	.000	0	0	0	0
Puget Sound (1999-2002)	2	2	2	0	.500	0	0	0	0
Ramapo (1997)	1	0	1	0	.000	0	0	0	0
Redlands (2001-02)	2	6	2	0	.750	0	0	0	0
Rensselaer (1996-97-98)	3	1	3	0	.250	0	0	0	0
Rhodes (1994-95-97-98)	4	1	4	0	.200	0	0	0	0
Richard Stockton (1993-94-95-96-98-99-2001-02)	8	12	6	2	.650	1	0	1	0
Ripon (1999-2000)	2	0	2	0	.000	0	0	0	0
Roanoke (1993-2001-02)	3	3	3	0	.500	0	0	0	0
Rochester (1986-89-90-91-93-97)	6	1	4	2	.286	0	0	0	0
Rochester Inst. (1982-83-84-85-86-87-88-89-90-92-94-95-2000-01)	14	19	13	2	.588	0	1	3	0
Rockford (1984-88)	2	0	2	0	.000	0	0	0	0
Roger Williams (1999-2000-01)	3	1	3	0	.250	0	0	0	0
Rowan (1978-79-80-81-82-83-85-86-87-88-90-91-92-93-94-95-96-97-98-99-2000-01-02)	23	31	20	2	.604	2	2	3	0
St. John's (Minn.) (1986-89-90)	3	2	3	0	.400	0	0	0	0
St. Lawrence (1976-81-95-96-98-99-2000-01-02)	9	14	7	2	.652	1	0	1	0
St. Norbert (2002)	1	0	1	0	.000	0	0	0	0
St. Olaf (1984-92-98-99)	4	1	4	0	.200	0	0	0	0
St. Thomas (Minn.) (1985-87-90-91-95)	5	2	5	0	.286	0	0	0	0
Salem St. (1981-84-85-86-87-88-89-90-91-93-96-99)	12	14	10	2	.577	0	0	3	0
Salisbury (1999-2000-02)	3	1	3	1	.300	0	0	0	0
Salve Regina (2002)	1	0	1	0	.000	0	0	0	0
Scranton (1977-78-79-80-81-82-83-84-85-86-87-90-93)	13	18	13	0	.581	0	2	2	0
Sewanee (2001)	1	0	1	0	.000	0	0	0	0
Simpson (2000)	1	0	1	0	.000	0	0	0	0
Springfield (1999)	1	0	1	0	.000	0	0	0	0
Stevens Tech (2001)	1	0	1	0	.000	0	0	0	0
Swarthmore (1974-90-91)	3	4	3	0	.571	0	1	0	0
Texas Lutheran (2002)	1	0	1	0	.000	0	0	0	0
Trinity (Conn.) (1997)	1	1	1	0	.500	0	0	0	0
Trinity (Tex.) (1996-97-98-99-2000-02)	6	11	5	1	.676	0	0	1	0
Tufts (1994-96)	2	2	2	0	.500	0	0	0	0
Union (N.Y.) (1978-83-84-85-86-91)	6	5	6	0	.455	0	0	0	0
Vassar (1999)	1	1	1	0	.500	0	0	0	0
Va. Wesleyan (1990-91-92-93-94-95-97-98-99-2000)	10	4	10	0	.286	0	0	0	0
Wash. & Lee (2000)	1	1	1	0	.500	0	0	0	0
Washington (Mo.) (1978-79-80-81-84-85-87-90-91-92-93-94-95-97-98-99)	16	24	16	1	.598	0	3	1	1
Webster (1999-2000)	2	0	2	0	.000	0	0	0	0
Western Conn. St. (1989-90-91-92-94-98)	6	1	5	2	.250	0	0	0	0
Westfield St. (1974-75-76-80-84-2000)	6	5	6	0	.455	0	0	1	0
Westminster (Mo.) (2002)	1	0	1	0	.000	0	0	0	0
Westminster (Pa.) (2002)	1	0	1	0	.000	0	0	0	0
Wheaton (Ill.) (1974-75-76-77-78-81-82-83-84-85-86-88-89-90-91-93-94-95-96-97-98-99-2000-01-02)	25	32	22	1	.591	2	1	1	0
Wheaton (Mass.) (1997-2000-01)	3	3	2	1	.583	0	0	0	0
Whitworth (2001)	1	1	1	1	.500	0	0	0	0
Williams (1993-94-95-96-98-99-2000-01-02)	9	18	7	4	.690	1	1	1	0
Wilmington (Ohio) (1996-99-2000-01)	4	4	4	0	.500	0	0	0	0
Wis.-Oshkosh (1991-93-94-95-96-99-2000-01-02)	9	10	7	3	.575	0	0	2	0
Wis.-Whitewater (1986-99-2001-02)	4	5	4	1	.550	0	0	0	0
Wm. Paterson (1979)	1	0	1	0	.000	0	0	0	0
Wittenberg (1991-92-93-96)	4	0	4	0	.000	0	0	0	0
Wooster (1976-77-86-89-90-92)	6	2	7	0	.222	0	0	0	1
Worcester St. (1982-2001-02)	3	0	3	1	.125	0	0	0	0
Worcester Tech (1976-79-92)	3	1	3	0	.250	0	0	0	0
York (N.Y.) (2000-01)	2	0	2	0	.000	0	0	0	0

**Participation in the 1974 tournament vacated.*

All-Time Results

1974 First Round: Westfield St. 10, Coast Guard 1; Framingham St. 2, Plymouth St. 1 (ot); Brockport St. 3, #Binghamton 2 (4 ot); Col. of New Jersey 2, N.J. Inst. of Tech. 1 (ot); Swarthmore 2, Lynchburg 1; Lock Haven 1, Eckerd 0; Mount Union 5, Denison 2; MacMurray 2, Wheaton (Ill.) 1 (ot). **Quarterfinals:** Westfield St. 3, Framingham St. 0; Brockport St. 1, Col. of New Jersey 0; Swarthmore 1, Lock Haven 0; MacMurray 2, Mount Union 1. **Semifinals:** Brockport St. 6, Westfield St. 0; Swarthmore 1, MacMurray 0 (ot). **Third Place:** Westfield St. 3, MacMurray 1. **Championship:** Brockport St. 3, Swarthmore 1.

#Binghamton's participation in 1974 tournament vacated.

1975 First Round: Babson 2, Westfield St. 0; Plymouth St. 2, Mass. Liberal Arts 1; Ohio Wesleyan 6, Wheaton (Ill.) 1; MacMurray 2, Lake Forest 1; Elizabethtown 2, Lynchburg 1; Johns Hopkins 2, Lock Haven 0; Binghamton 4, Albany (N.Y.) 3; Brockport St. 3, N.J. Inst. of Tech. 1. **Quarterfinals:** Babson 2, Plymouth St. 1 (ot); Ohio Wesleyan 1, MacMurray 0; Johns Hopkins 2, Elizabethtown 1 (ot); Brockport St. 2, Binghamton 1. **Semifinals:** Babson 5, Ohio Wesleyan 0; Brockport St. 2, Johns Hopkins 1 (ot). **Third Place:** Ohio Wesleyan 1, Johns Hopkins 0. **Championship:** Babson 1, Brockport St. 0.

1976 First Round: Worcester Tech 4, Westfield St. 3 (penalty kicks); Brandeis 2, Mass.-Dartmouth 0; Grove City 2, Lynchburg 0; Elizabethtown 1, Haverford 0; Wheaton (Ill.) 2, Ohio Wesleyan 1 (ot); MacMurray 2, Wooster 1; Brockport St. 1, St. Lawrence 0; Cortland St. 3, Drew 2. **Quarterfinals:** Brandeis 6, Worcester Tech 5 (ot); Elizabethtown 3, Grove City 1; MacMurray 2, Wheaton (Ill.) 1 (ot); Brockport St. 3, Cortland St. 2. **Semifinals:** Brandeis 3, Elizabethtown 2 (2 ot); Brockport St. 1, MacMurray 0. **Third Place:** Elizabethtown 2, MacMurray 1. **Championship:** Brandeis 2, Brockport St. 1 (2 ot).

1977 First Round: Babson 2, Mass.-Dartmouth 1; Mass. Liberal Arts 3, Plymouth St. 0; N.J. Inst. of Tech. 1, Brockport St. 0; Cortland St. 4, Col. of New Jersey 1; Wooster 3, DePauw 0; Wheaton (Ill.) 3, MacMurray 1; Scranton 1, Elizabethtown 0 (4 ot, penalty kicks); Lock Haven 4, Haverford 1. **Quarterfinals:** Babson 1, Mass. Liberal Arts 0; Cortland St. 4, N.J. Inst. of Tech. 1; Wooster 4, Wheaton (Ill.) 1; Lock Haven 3, Scranton 0. **Semifinals:** Cortland St. 1, Babson 0 (penalty kicks); Lock Haven 3, Wooster 1. **Third Place:** Babson 1, Wooster 0. **Championship:** Lock Haven 1, Cortland St. 0.

1978 First Round: Mass. Liberal Arts 2, Brandeis 1; Babson 2, Plymouth St. 0; Ohio Wesleyan 3, Wheaton (Ill.) 2; Washington (Mo.) 2, Denison 1 (3 ot); Cortland St. 2, Albany (N.Y.) 1; Union (N.Y.) 4, Rowan 0; Lock Haven 2, Lynchburg 0; Scranton 3, Elizabethtown 2. **Quarterfinals:** Mass. Liberal Arts 1, Babson 0 (penalty kicks); Washington (Mo.) 1, Ohio Wesleyan 0; Cortland St. 2, Union (N.Y.) 0; Lock Haven 3, Scranton 2 (2 ot). **Semifinals:** Washington (Mo.) 1, Mass. Liberal Arts 0; Lock Haven 1, Cortland St. 0. **Third Place:** Cortland St. 2, Mass. Liberal Arts 1 (ot). **Championship:** Lock Haven 3, Washington (Mo.) 0.

1979 First Round: Babson 2, Mass. Liberal Arts 0; Brandeis 2, Worcester Tech 1 (ot); Scranton 2, Averett 1; Lock Haven 3, Lynchburg 0; Denison 2, MacMurray 1; Washington (Mo.) 2, Ohio Wesleyan 0; Rowan 2, Wm. Paterson 1; Cortland St. 3, Ithaca 0. **Quarterfinals:** Babson 2, Brandeis 0; Lock Haven 1, Scranton 0 (3 ot); Washington (Mo.) 2, Denison 0; Rowan 2, Cortland St. 0. **Semifinals:** Babson 1, Lock Haven 0 (4 ot); Rowan 3, Washington (Mo.) 2 (2 ot). **Third Place:** Washington (Mo.) 2, Lock Haven 0. **Championship:** Babson 2, Rowan 1.

1980 First Round: Brandeis 2, Plymouth St. 0; Babson 1, Westfield St. 0 (2 ot); Ithaca 2, Buffalo St. 0; Binghamton 4, Clarkson 3 (2 ot); Calvin 4, DePauw 3; Ohio Wesleyan 2, Bethany (W.Va.) 1; Scranton 2, Grove City 1 (2 ot); Haverford 4, Elizabethtown 3 (ot). **Second Round:** Babson 3, Brandeis 2 (2 ot); Binghamton 1, Ithaca 0 (2 ot); Rowan 1, Lynchburg 0; Averett 1, Kean 0; Calvin 1, Ohio Wesleyan 0; Scranton 3, Haverford 1; MacMurray 2, Lake Forest 1 (3 ot); Washington (Mo.) 5, Pomona-Pitzer 0. **Quarterfinals:** Babson 2, Binghamton 1; Rowan 5, Averett 1; Scranton 1, Calvin 0; Washington (Mo.) 1, MacMurray 0. **Semifinals:** Babson 2, Rowan 1 (4 ot); Scranton 4, Washington (Mo.) 1. **Third Place:** Rowan 1, Washington (Mo.) 0. **Championship:** Babson 1, Scranton 0 (ot).

1981 First Round: Cortland St. 5, Brooklyn 1; St. Lawrence 3, Plattsburgh St. 2 (ot); UNC Greensboro 1, Col. of New Jersey 0; Rowan 1, Averett 0 (ot); Brandeis 1, Babson 0; Salem St. 1, Coast Guard 0; Scranton 4, Elizabethtown 1; Frank. & Marsh. 1, Frostburg St. 0; Wheaton (Ill.) 1, Colorado Col. 0; Washington (Mo.) 1, MacMurray 0; Ohio Wesleyan 4, Calvin 2; Bethany (W.Va.) 4, Denison 2. **Second Round:** Cortland St. 4, St. Lawrence 1; Rowan 3, UNC Greensboro 0; Brandeis 2, Salem St. 0; Scranton 2, Frank. & Marsh. 1 (ot); Wheaton (Ill.) 2, Washington (Mo.) 1 (4 ot, penalty kicks); Ohio Wesleyan 3, Bethany (W.Va.) 2. **Third Round:** Rowan 1, Cortland St. 0 (ot); Scranton 1, Wheaton (Ill.) 0. **Semifinals:** Rowan 1, Brandeis 0; Scranton 2, Ohio Wesleyan 1 (ot). **Third Place:** Brandeis 4, Ohio Wesleyan 2. **Championship:** Rowan 2, Scranton 1 (4 ot).

1982 First Round: Plymouth St. 3, Worcester St. 1; Babson 1, Brandeis 0; UNC Greensboro 3, Lynchburg 0; Rowan 3, Kean 2; Buffalo St. 1, Rochester Inst. 0; Cortland St. 1, Binghamton 0 (ot); Bethany (W.Va.) 1, Denison 0 (ot); Ohio Wesleyan 4, Hope 0; Wheaton (Ill.) 4, Colorado Col. 0; MacMurray 1, Claremont-M-S 0; Scranton 1, Moravian 0; Messiah 1, Elizabethtown 0. **Second Round:** Plymouth St. 2, Babson 0; UNC Greensboro 3, Rowan 1; Cortland St. 1, Buffalo St. 0; Bethany (W.Va.) 1, Ohio Wesleyan 0 (2 ot, penalty kicks); Wheaton (Ill.) 3, MacMurray 1; Scranton 2, Messiah 0. **Third Round:** UNC Greensboro 2, Plymouth St. 1 (2 ot); Bethany (W.Va.) 2, Wheaton (Ill.) 1. **Semifinals:** UNC Greensboro 1, Cortland St. 0 (ot); Bethany (W.Va.) 2, Scranton 0. **Championship:** UNC Greensboro 2, Bethany (W.Va.) 1.

1983 First Round: Plymouth St. 2, Brandeis 0; Babson 1, Clark (Mass.) 0 (2 ot); Rochester Inst. 2, Cortland St. 1; Union (N.Y.) 2, Buffalo St. 1; UNC Greensboro 2, Rowan 0; Kean 2, Drew 1; Hope 4, Mount Union 0; Ohio Wesleyan 2, Denison 1 (2 ot, penalty kicks); Scranton 3, Messiah 1; Frostburg St. 1, Elizabethtown 0; Colorado Col. 2, Wheaton (Ill.) 1; Claremont-M-S 2, UC San Diego 0. **Second Round:** Plymouth St. 3, Babson 2; Union (N.Y.) 1, Rochester Inst. 0; UNC Greensboro 1, Kean 0; Ohio Wesleyan 1, Hope 0; Scranton 1, Frostburg St. 0; Claremont-M-S 3, Colorado Col. 2. **Third Round:** Plymouth St. 3, Union (N.Y.) 1; Scranton 4, Ohio Wesleyan 1. **Semifinals:** UNC Greensboro 1, Plymouth St. 0 (2 ot, penalty kicks); Claremont-M-S 1, Scranton 0. **Championship:** UNC Greensboro 3, Claremont-M-S 2.

1984 First Round: UNC Greensboro 2, N.C. Wesleyan 1 (2 ot, penalty kicks); Bethany (W.Va.) 2, Emory 0; Rochester Inst. 3, Buffalo St. 1; Fredonia St. 2, Union (N.Y.) 1; Westfield St. 1, Salem St. 0; Brandeis 2, Plymouth St. 1 (2 ot, penalty kicks); Colorado Col. 3, St. Olaf 2 (2 ot); Claremont-M-S 3, UC San Diego 1; Kean 3, Elizabethtown 0; Scranton 1, Col. of New Jersey 0; Wheaton (Ill.) 1, Rockford 0 (2 ot, penalty kicks); Washington (Mo.) 1, Ohio Wesleyan 0 (2 ot). **Second Round:** UNC Greensboro 2, Bethany (W.Va.) 0; Rochester Inst. 3, Fredonia St. 0; Brandeis 4, Westfield St. 2; Claremont-M-S 2, Colorado Col. 1; Kean 1, Scranton 0; Wheaton (Ill.) 2, Washington (Mo.) 1. **Third Round:** Rochester Inst. 4, UNC Greensboro 1; Kean 2, Claremont-M-S 1. **Semifinals:** Brandeis 1, Rochester Inst. 0; Wheaton (Ill.) 3, Kean 0. **Championship:** Wheaton (Ill.) 2, Brandeis 1 (3 ot).

1985 First Round: Salem St. 1, Brandeis 0 (2 ot, penalty kicks); Clark (Mass.) 2, Babson 0; UNC Greensboro 4, Emory 1; Bethany (W.Va.) 3, Mary Washington 1; Fredonia St. 2, Rochester Inst. 1 (2 ot); Union (N.Y.) 1, Ithaca 0; UC San Diego 3, Colorado Col. 1; Claremont-M-S 2, St. Thomas (Minn.) 0; Wheaton (Ill.) 1, Kalamazoo 0 (2 ot, penalty kicks); Washington (Mo.) 1, Ohio Wesleyan 0; Elizabethtown 4, Drew 0; Rowan 3, Scranton 0. **Second Round:** Salem St. 1, Clark (Mass.) 0; UNC Greensboro 2, Bethany (W.Va.) 0 (2 ot); Fredonia St. 2, Union (N.Y.) 1; UC San Diego 2, Claremont-M-S 1; Washington (Mo.) 2, Wheaton (Ill.) 1 (2 ot); Rowan 4, Elizabethtown 3. **Third Round:** UNC Greensboro 3, Salem St. 0; Washington (Mo.) 1, UC San Diego 0 (2 ot, penalty kicks). **Semifinals:** UNC Greensboro 2, Fredonia St. 0; Washington (Mo.) 2, Rowan 1. **Championship:** UNC Greensboro 5, Washington (Mo.) 0.

1986 First Round: Plymouth St. 2, Clark (Mass.) 1; Salem St. 1, Mass. Liberal Arts 0; Rochester 2, Rochester Inst. 0; Fredonia St. 4, Union (N.Y.) 1; UNC Greensboro 3, Johns Hopkins 0; Bethany (W.Va.) 1, Chris. Newport 0; Messiah 1, Scranton 0; Elizabethtown 1, Rowan 0 (2 ot); Ohio Wesleyan 2, Kalamazoo 1; Wheaton (Ill.) 3, Wooster 2 (2 ot); UC San Diego 2, Claremont-M-S 1; St. John's (Minn.) 1, Wis.-Whitewater 0. **Second Round:** Plymouth St. 1, Salem St. 0; Fredonia St. 4, Rochester 2; UNC Greensboro 3, Bethany (W.Va.) 2; Messiah 2, Elizabethtown 0; Ohio Wesleyan 2, Wheaton (Ill.) 0; UC San Diego 1, St. John's (Minn.) 0. **Third Round:** Fredonia St. 1, Plymouth St. 0 (2 ot, penalty kicks); Messiah 1, Ohio Wesleyan 0. **Semifinals:** UNC Greensboro 3, Fredonia St. 2 (2 ot, penalty kicks); UC San Diego 2, Messiah 1 (2 ot). **Championship:** UNC Greensboro 2, UC San Diego 0.

1987 First Round: Bethany (W.Va.) 2, Mary Washington 0; UNC Greensboro 4, N.C. Wesleyan 3 (2 ot, penalty kicks); Rochester Inst. 3, Binghamton 1; Ithaca 1, Fredonia St. 0; Salem St. 3, Fitchburg St. 2 (2 ot); Clark (Mass.) 2, Plymouth St. 1 (2 ot, penalty kicks); Kean 1, Scranton 0 (2 ot, penalty kicks); Elizabethtown 4, Rowan 1; Cal St. San B'dino 1, La Verne 0; UC San Diego 5, St. Thomas (Minn.) 0; Ohio Wesleyan 2, Calvin 1; Washington (Mo.) 3, DePauw 1. **Second Round:** UNC Greensboro 2, Bethany (W.Va.) 1; Rochester Inst. 2, Ithaca 0 (2 ot); Salem St. 2, Clark (Mass.) 0; Elizabethtown 1, Kean 0 (2 ot, penalty kicks); Cal St. San B'dino 1, UC San Diego 0 (2 ot, penalty kicks); Washington (Mo.) 1, Ohio Wesleyan 0. **Third Round:** UNC Greensboro 2, Rochester Inst. 0; Cal St. San B'dino 1, Elizabethtown 0 (2 ot, penalty kicks). **Semifinals:** UNC Greensboro 2, Salem St. 1; Washington (Mo.) 2, Cal St. San B'dino 1 (2 ot, penalty kicks). **Championship:** UNC Greensboro 6, Washington (Mo.) 1.

1988 First Round: Kalamazoo 3, Ohio Wesleyan 2 (2 ot, penalty kicks); Wheaton (Ill.) 4, Rockford 3 (2 ot, penalty kicks); Plymouth St. 1, Babson 0; Salem St. 3, Fitchburg St. 1; Rochester Inst. 2, Binghamton 0; Alfred 2, Clarkson 1 (2 ot, penalty kicks); Emory 2, Bethany (W.Va.) 1 (2 ot, penalty kicks); N.C. Wesleyan 1, Mary Washington 0; UC San Diego 6, Macalester 1; Cal St. Stanislaus 1, Claremont-M-S 0; Elizabethtown 4, Kean 2; Messiah 2, Rowan 1. **Second Round:** Wheaton (Ill.) 1, Kalamazoo 0 (2 ot, penalty kicks); Salem St. 2, Plymouth St. 0; Rochester Inst. 3, Alfred 0; Emory 1, N.C. Wesleyan 0; UC San Diego 4, Cal St. Stanislaus 2; Messiah 3, Elizabethtown 0. **Third Round:** Salem St. 3, Wheaton (Ill.) 0; UC San Diego 4, Emory 1. **Semifinals:** Rochester Inst. 3, Salem St. 2 (2 ot, penalty kicks); UC San Diego 1, Messiah 0 (2 ot, penalty kicks). **Championship:** UC San Diego 3, Rochester Inst. 0.

1989 First Round: Plymouth St. 2, Salem St. 1 (2 ot, penalty kicks); Babson 3, Western Conn. St. 0; Rochester Inst. 3, Binghamton 2 (2 ot); Ithaca 2, Rochester 0; Greensboro 2, Emory 0; Mary Washington 2, Bethany (W.Va.) 1; Ohio Wesleyan 2, DePauw 1 (2 ot); Wheaton (Ill.) 2, Wooster 0; Elizabethtown 6, Col. of New Jersey 1; Montclair St. 2, Muhlenberg 0; St. John's (Minn.) 1, Colorado Col. 0 (2 ot, penalty kicks); UC San Diego 2, Claremont-M-S 1 (2 ot). **Second Round:** Plymouth St. 2, Babson 0; Rochester Inst. 3, Ithaca 1; Greensboro 2, Mary Washington 0; Ohio Wesleyan 3, Wheaton (Ill.) 0; Elizabethtown 1, Montclair St. 0; UC San Diego 2, St. John's (Minn.) 1 (2 ot). **Third Round:** Rochester Inst. 2, Plymouth St. 0; Elizabethtown 1, Ohio Wesleyan 0 (2 ot, penalty kicks). **Semifinals:** Greensboro 2, Rochester Inst. 0; Elizabethtown 1, UC San Diego 0. **Championship:** Elizabethtown 2, Greensboro 0.

1990 Preliminary Round: St. Thomas (Minn.) 1, St. John's (Minn.) 0. **First Round:** Babson 2, Bridgewater St. 0; Salem St. 3, Western Conn. St. 1 (2 ot); Cortland St. 2, Rochester 0; Rochester Inst. 2, Ithaca 0; Bethany (W.Va.) 2, Mary Washington 1; Methodist 2, Va. Wesleyan 1 (2 ot); Kean 3, Col. of New Jersey 2; Rowan 4, Montclair St. 1; Kenyon 7, Wooster 4 (2 ot); Ohio Wesleyan 1, Kalamazoo 0; Elizabethtown 1, Swarthmore 0 (2 ot); Scranton 3, Muhlenberg 1; MacMurray 1, Washington (Mo.) 0; St. Thomas (Minn.) 1, Macalester 0; UC San Diego 1, Cal St. San B'dino 0. **Second Round:** Salem St. 1, Babson 0; Cortland St. 1, Rochester Inst. 0; Bethany (W.Va.) 1, Methodist 0 (2 ot, penalty kicks); Rowan 1, Kean 0; Ohio Wesleyan 3, Kenyon 0; Elizabethtown 4, Scranton 3 (2 ot, penalty kicks); Wheaton (Ill.) 4, MacMurray 2; UC San Diego 1, St. Thomas (Minn.) 0. **Third Round:** Salem St. 4, Cortland St. 0; Rowan 1, Bethany (W.Va.) 0 (2 ot, penalty kicks); Ohio Wesleyan 2, Elizabethtown 1 (2 ot); Wheaton (Ill.) 1, UC San Diego 0. **Semifinals:** Rowan 2, Salem St. 0; Ohio Wesleyan 1, Wheaton (Ill.) 0. **Championship:** Rowan 2, Ohio Wesleyan 1 (4 ot, penalty kicks).

1991 First Round: Union (N.Y.) 1, Ithaca 0; Cortland St.* 0, Rochester 0 (4 ot); Babson 1, Mass. Liberal Arts 0; Salem St. 2, Western Conn. St. 1; Swarthmore 2, Muhlenberg 0 (2 ot); Elizabethtown 2, Messiah 1; Kean* 1, Rowan 1 (4 ot); Col. of New Jersey 1, Montclair St. 0; Ohio Wesleyan 1, Wittenberg 0 (4 ot); Calvin 2, Kenyon 0; Methodist 2, Emory 1; Bethany (W.Va.) 2, Va. Wesleyan 1; UC San Diego 3, Cal Lutheran 2; Wis.-Oshkosh 2, St. Thomas (Minn.) 1; Fontbonne 1, Wheaton (Ill.) 0; MacMurray 1, Washington (Mo.) 0. **Second Round:** Cortland St. 3, Union (N.Y.) 1 (2 ot); Babson 2, Salem St. 0; Elizabethtown 4, Swarthmore 2; Col. of New Jersey 3, Kean 2; Ohio Wesleyan 2, Calvin 1; Bethany (W.Va.) 1, Methodist 0; UC San Diego* 4, Wis.-Oshkosh 4 (2 ot); MacMurray 1, Fontbonne 0 (2 ot). **Third Round:** Babson 3, Cortland St. 0; Col. of New Jersey* 3, Elizabethtown 3 (4 ot); Ohio Wesleyan 1, Bethany (W.Va.) 0; UC San Diego 4, MacMurray 1. **Semifinals:** Col. of New Jersey 3, Babson 1; UC San Diego 1, Ohio Wesleyan 0. **Championship:** UC San Diego 1, Col. of New Jersey 0.

**Advanced on penalty kicks.*

1992 First Round: Plattsburgh St.* 1, Cortland St. 1 (2 ot); Rochester Inst.* 1, Hobart 1 (2 ot); Western Conn. St. 4, Worcester Tech 1; Babson 1, Mass. Liberal Arts 0; Messiah 1, Muhlenberg 0; Elizabethtown 2, Gettysburg 0; Kean 3, Montclair St. 2; Col. of New Jersey 1, Rowan 0; Kenyon 2, Wooster 1; Ohio Wesleyan 2, Wittenberg 1; Bethany (W.Va.) 2, Va. Wesleyan 1 (2 ot); Methodist 3, Greensboro 0; Cal Lutheran 1, Claremont-M-S 0; Colorado Col. 1, St. Olaf 0; Fontbonne 2, Ill. Benedictine 0; Washington (Mo.) 1, MacMurray 0. **Second Round:** Rochester Inst. 2, Plattsburgh St. 1 (4 ot); Western Conn. St.* 0, Babson 0 (4 ot); Elizabethtown 2, Messiah 1 (4 ot); Kean* 4, Col. of New Jersey 4 (4 ot); Ohio Wesleyan 3, Kenyon 2; Methodist 2, Bethany (W.Va.) 0; Colorado Col. 2, Cal Lutheran 0; Washington (Mo.) 1, Fontbonne 0. **Third Round:** Rochester Inst. 3, Western Conn. St. 0; Kean 1, Elizabethtown 0; Ohio Wesleyan 2, Methodist 1 (2 ot); Colorado Col. 1, Washington (Mo.) 0. **Semifinals:** Kean 1, Rochester Inst. 0; Ohio Wesleyan 5, Colorado Col. 0. **Championship:** Kean 3, Ohio Wesleyan 1.

**Advanced on penalty kicks.*

1993 First Round: Amherst* 0, Salem St. 0 (2 ot); Williams 1, Babson 0; Messiah 2, Gettysburg 1; Eliza-

bethtown 2, Scranton 0; Richard Stockton 1, Col. of New Jersey 0; Rowan 2, Kean 0; Clarkson* 1, Plattsburgh St. 1 (2 ot); Cortland St. 2, Rochester 1; Roanoke 1, Methodist 0; Va. Wesleyan 3, Mary Washington 1; Colorado Col. 4, Claremont-M-S 1; UC San Diego* 0, Gust. Adolphus 0 (2 ot); Wis.-Oshkosh 2, Washington (Mo.) 1; Wheaton (Ill.) 4, Ill. Benedictine 1; Ohio Wesleyan 1, DePauw 0 (2 ot); Kenyon 2, Wittenberg 1. **Second Round:** Williams 1, Amherst 0; Messiah 1, Elizabethtown 0 (3 ot); Rowan* 0, Richard Stockton 0 (4 ot); Clarkson 2, Cortland St. 0; Roanoke 3, Va. Wesleyan 0; UC San Diego 1, Colorado Col. 0; Wis.-Oshkosh 1, Wheaton (Ill.) 0; Kenyon 2, Ohio Wesleyan 1. **Third Round:** Williams 3, Messiah 1; Clarkson 1, Rowan 0; UC San Diego 2, Roanoke 1 (3 ot); Kenyon 2, Wis.-Oshkosh 0. **Semifinals:** Williams 3, Clarkson 1; UC San Diego 2, Kenyon 1. **Championship:** UC San Diego 1, Williams 0.

**Advanced on penalty kicks.*

1994 First Round: Muhlenberg* 0, Carnegie Mellon 0 (2 ot); Johns Hopkins 3, Elizabethtown 2; Tufts 2, Williams 0; Middlebury* 0, Western Conn. St. 0 (2 ot); Rochester Inst. 3, Binghamton 2; Plattsburgh St. 2, Albany (N.Y.) 0; Col. of New Jersey 5, Kean 0; Rowan 4, Richard Stockton 1; Gust. Adolphus 1, Claremont-M-S 0; UC San Diego 3, Colorado Col. 0; Bethany (W.Va.)* 1, Greensboro 1 (2 ot); Va. Wesleyan 4, Methodist 0; Ohio Wesleyan 2, DePauw 0; Hope 2, Kenyon 1; Wis.-Oshkosh 2, Rhodes 0; Washington (Mo.) 1, Wheaton (Ill.) 0. **Second Round:** Johns Hopkins 1, Muhlenberg 0 (4 ot); Tufts 1, Middlebury 0; Rochester Inst. 2, Plattsburgh St. 1; Col. of New Jersey 2, Rowan 1; UC San Diego 2, Gust. Adolphus 0; Bethany (W.Va.) 1, Va. Wesleyan 0 (2 ot); Hope* 2, Ohio Wesleyan 2 (4 ot); Wis.-Oshkosh 4, Washington (Mo.) 1. **Third Round:** Johns Hopkins 1, Tufts 0; Col. of New Jersey 2, Rochester Inst. 0 (2 ot); Bethany (W.Va.)* 2, UC San Diego 2 (4 ot); Wis.-Oshkosh* 0, Hope 0 (4 ot). **Semifinals:** Johns Hopkins 1, Col. of New Jersey 0; Bethany (W.Va.)* 0, Wis.-Oshkosh 0 (2 ot). **Championship:** Bethany (W.Va.) 1, Johns Hopkins 0.

**Advanced on penalty kicks.*

1995 First Round: Amherst* 1, Middlebury 1 (2 ot); Williams 2, Plymouth St. 0; Col. of New Jersey 4, Connecticut Col. 0; Richard Stockton 3, Rowan 0; Ithaca* 1, Rochester 1 (2 ot); Fredonia St. 2, St. Lawrence 0; Muhlenberg 1, Elizabethtown 0; Messiah 3, Gettysburg 1; Va. Wesleyan 1, Greensboro 0; Methodist 4, Maryville (Tenn.) 0; Washington (Mo.) 1, Rhodes 0; Wheaton (Ill.) 3, Wis.-Oshkosh 1; Hiram 1, Hope 0; Ohio Wesleyan 1, Kenyon 0; Chapman 2, Colorado Col. 0; UC San Diego 4, St. Thomas (Minn.) 0. **Second Round:** Williams 3, Amherst 0; Col. of New Jersey 4, Richard Stockton 1; Ithaca 4, Fredonia St. 1; Muhlenberg 1, Messiah 0 (3 ot); Methodist 2, Va. Wesleyan 1; Washington (Mo.) 2, Wheaton (Ill.) 1; Ohio Wesleyan 1, Hiram 0 (2 ot); Chapman 1, UC San Diego 0. **Third Round:** Williams 3, Col. of New Jersey 0; Muhlenberg 4, Ithaca 0; Methodist 2, Washington (Mo.) 1 (3 ot); Chapman* 1, Ohio Wesleyan 1 (4 ot). **Semifinals:** Williams* 1, Muhlenberg 1 (2 ot); Methodist 3, Chapman 0. **Championship:** Williams 2, Methodist 1.

**Advanced on penalty kicks.*

1996 First and Second Rounds: Middlebury 1, Tufts 0; Williams* 1, Salem St. 1 (2 ot); Williams 2, Middlebury 1; Col. of New Jersey 3, Rowan 2; Richard Stockton 3, Montclair St. 1; Col. of New Jersey 2, Richard Stockton 1; Ithaca 5, Rensselaer 0; St. Lawrence 2, Fredonia St. 0 (2 ot); Ithaca 2, St. Lawrence 0; Bethany (W.Va.) 2, Johns Hopkins 0; Elizabethtown 2, Muhlenberg 1; Bethany (W.Va.) 2, Elizabethtown 1; Greensboro 3, Emory 2; Mary Washington 2, Maryville (Tenn.) 0; Greensboro 1, Mary Washington 0; Trinity (Tex.) 2, Wis.-Oshkosh 0; Chicago* 2, Wheaton (Ill.) 2 (2 ot); Chicago 1, Trinity (Tex.) 0; Wilmington (Ohio) 2, Hope 0; Kenyon 2, Wittenberg 1; Kenyon 3, Wilmington (Ohio) 2; Luther 1, UC San Diego 0 (2 ot); Concordia-M'head* 1, Macalester 1 (2 ot); Luther 4, Concordia-M'head 1. **Third Round:** Col. of New Jersey 1, Williams 0 (2 ot); Ithaca 3, Bethany (W.Va.) 2; Chicago 2, Greensboro 1; Kenyon 2, Luther 0. **Semifinals:** Col. of New Jersey* 0, Ithaca 0 (2 ot); Kenyon 3, Chicago 2. **Championship:** Col. of New Jersey 2, Kenyon 1 (4 ot).

**Advanced on penalty kicks.*

1997 First Round: Wheaton (Mass.) 2, Keene St. 1; Amherst* 3, Middlebury 3 (4 ot); Muhlenberg 1, Eastern 0; Trinity (Conn.) 2, Ramapo 1; Rhodes 2, Centre 1; Ohio Wesleyan 2, Hope 0; Colorado Col. 3, Chapman 2 (2 ot); Claremont-M-S 1, UC San Diego 0. **Second and Third Rounds:** Plymouth St.* 1, Wheaton (Mass.) 1 (2 ot); Amherst 2, Bowdoin 0; Amherst 3, Plymouth St. 2; Rensselaer 2, Fredonia St. 1; Ithaca* 0, Rochester 0 (2 ot); Ithaca 2, Rensselaer 1; Gettysburg 5, Johns Hopkins 4; Muhlenberg 1, Messiah 0; Gettysburg 2, Muhlenberg 1 (2 ot); Col. of New Jersey 2, Rowan 1; Kean 5, Trinity (Conn.) 1; Col. of New Jersey 1, Kean 0; Washington (Mo.) 4, Trinity (Tex.) 3 (2 ot); Wheaton (Ill.) 5, Rhodes 0; Wheaton (Ill.) 4, Washington (Mo.) 0; Alma 2, Otterbein 1; Ohio Wesleyan 1, Kenyon 0; Ohio Wesleyan 1, Alma 0; Macalester 2, Colorado Col. 0; Cal Lutheran 2, Claremont-M-S 0; Cal Lutheran* 0, Macalester 0 (4 ot); Mary Washington 2, Emory 1; Va. Wesleyan 2, Greensboro 0; Mary Washington 3, Va. Wesleyan 1. **Quarterfinals:** Amherst 2, Ithaca 0; Col. of New Jersey 2, Gettysburg 0; Wheaton (Ill.) 2, Ohio Wesleyan 1 (2 ot); Mary Washington 2, Cal Lutheran 1. **Semifinals:** Wheaton (Ill.) 2, Mary Washington 1; Col. of New Jersey 2, Amherst 1. **Championship:** Wheaton (Ill.) 3, Col. of New Jersey 0.

**Advanced on penalty kicks.*

1998 First Round: Williams 2, Bowdoin 0; Amherst 1, Keene St. 0; Centre 1, Washington (Mo.) 0; Otterbein 1, Earlham 0; Gettysburg 3, Drew 0; Richard Stockton 3, Western Conn. St. 0; Chapman 2, Cal Lutheran 1; Macalester 3, Luther 1 (2 ot). **Regionals:** Williams 5, Middlebury 0; Plymouth St. 1, Amherst 0; Williams 3, Plymouth St. 2; Clarkson 5, Rensselaer 1; St. Lawrence* 1, Plattsburgh St. 1 (2 ot); St. Lawrence 1, Clarkson 0 (2 ot); Trinity (Tex.) 2, Rhodes 0; Wheaton (Ill.) 3, Centre 0 (2 ot); Trinity (Tex.) 2, Wheaton (Ill.) 1 (4 ot); Ohio Wesleyan 5, Alma 0; Otterbein 4, DePauw 2; Ohio Wesleyan 2, Otterbein 1; Johns Hopkins 6, Bethany (W.Va.) 5; Messiah 2, Gettysburg 0; Johns Hopkins* 1, Messiah 1 (4 ot); Rowan 1, Montclair St. 0; Richard Stockton 1, Kean 0; Rowan 2, Richard Stockton 1 (2 ot); Pacific (Cal.) 2, Chapman 1; Macalester 1, St. Olaf 0; Macalester 1, Pacific (Cal.) 0; East. Mennonite 1, Emory 0; Greensboro 3, Va. Wesleyan 0; Greensboro 4, East. Mennonite 0. **Quarterfinals:** Williams* 2, St. Lawrence 2 (4 ot); Ohio Wesleyan 2, Trinity (Tex.) 1; Rowan 1, Johns Hopkins 0 (3 ot); Greensboro 2, Macalester 1 (3 ot). **Semifinals:** Ohio Wesleyan 1, Williams 0; Greensboro 1, Rowan 0. **Championship:** Ohio Wesleyan 2, Greensboro 1 (2 ot).

**Advanced on penalty kicks.*

1999 First Round: Hunter 3, Manhattanville 0; Keene St. 5, Roger Williams 2; Vassar 2, Cabrini 1 (ot); St. Olaf 3, Luther 0; Wis.-Oshkosh 1, Edgewood 0; Washington (Mo.) 1, Webster 0; Greensboro 3, Centre 1; Ohio Wesleyan 4, Bethany (W.Va.) 0; Norwich 1, Springfield 0; Claremont M-S 2, Chapman 1; Trinity (Tex.) 7, Colorado Col. 1; Wis.-Whitewater 1, Ripon 0 (ot). **Regionals:** Williams 5, Hunter 0; Salem St. 1, Keene St. 0; Williams 1, Salem St. 0; Rowan 1, Drew 0; Richard Stockton 4, Vassar 0; Richard Stockton 2, Rowan 1; Wheaton (Ill.) 2, St. Olaf 1 (2 ot); Wis.-Oshkosh 3, Macalester 2; Wheaton (Ill.) 1, Wis.-Oshkosh 0 (3 ot); Salisbury St.* 2, Washington (Mo.) 2 (2 ot); Greensboro 1, Va. Wesleyan 0; Salisbury St. 2, Greensboro 0; Ohio Wesleyan 2, Gettysburg 1; Messiah 3, Elizabethtown 0; Messiah 2, Ohio Wesleyan 0; St. Lawrence 3, Norwich 1; Plattsburgh St. 2, Ithaca 0; St. Lawrence 4, Plattsburgh 1; Puget Sound 3, Claremont-M-S 0; Trinity (Tex.)* 0, UC San Diego 0 (2 ot); Trinity (Tex.) 1, Puget Sound 0; Alma* 2, Otterbein 2 (2 ot); Wis.-Whitewater 1, Wilmington (Ohio) 0 (2 ot); Alma 1, Wis.-Whitewater 0. **Quarterfinals:** Richard Stockton 1, Williams 0; Wheaton (Ill.) 1, Salisbury St. 0; St. Lawrence 1, Messiah 0; Alma 2, Trinity (Tex.) 1. **Semifinals:** St. Lawrence 2, Alma 0; Wheaton (Ill.) 4, Richard Stockton 0. **Championship:** St. Lawrence 2, Wheaton (Ill.) 0.

**Advanced on penalty kicks.*

2000 First Round: Westfield St. 3, Roger Williams 2; Merchant Marine 2, York (N.Y.) 0; Marian (Wis.) 2, Ripon 1; Trinity (Tex.) 3, Hardin-Simmons 2 (4 ot); Frostburg St. 2, Bethany (W.Va.) 1; Greensboro 3, Va. Wesleyan 2; Rochester Inst. 2, Misericordia 1; Plymouth St. 3, Norwich 1; Claremont-M-S 2, UC Santa Cruz 1; Neb. Wesleyan 1, Simpson 0 (2 ot); DePauw 4, Webster 0; Wilmington (Ohio) 5, Kalamazoo 0. **Regional Semifinals:** Middlebury 3, Westfield St. 1; Williams 2, Wheaton (Mass.) 0; Rowan 2, Merchant Marine 0; Johns Hopkins 3, Salisbury St. 1; Wis.-Oshkosh 3, Marian (Wis.) 0; Trinity (Tex.) 2, Wheaton (Ill.) 1; Wash. & Lee 4, Frostburg St. 1; Chris. Newport 4, Greensboro 2; Drew 2, Rochester Inst. 0; Messiah 4, Carnegie Mellon 0; St. Lawrence 5, Plymouth St. 0; Hamilton* 1, Plattsburgh St. 1 (2 ot); Linfield 4, Claremont-M-S 0; Gust. Adolphus 2, Neb. Wesleyan 0; Ohio Wesleyan 2, DePauw 0; Wilmington (Ohio) 4, John Carroll 2. **Regional Finals:** Williams 1, Middlebury 0; Rowan 2, Johns Hopkins 1; Wis.-Oshkosh 3, Trinity (Tex.) 1; Chris. Newport 1, Wash. & Lee 0; Messiah 3, Drew 0; Hamilton 1, St. Lawrence 0; Linfield 4, Gust. Adolphus 2; Ohio Wesleyan 1, Wilmington (Ohio) 0. **Quarterfinals:** Rowan 2, Williams 1; Wis.-Oshkosh 4, Chris. Newport 1; Messiah 3, Hamilton 0; Linfield 1, Ohio Wesleyan 0 (4 ot). **Semifinals:** Rowan 2, Wis.-Oshkosh 0; Messiah 3, Linfield 2. **Championship:** Messiah 2, Rowan 0.

**Advanced on penalty kicks.*

2001 First Round: Mary Washington 3, Gettysburg 0; Rowan 2, Stevens Tech 0; Rochester Inst. 2, Cortland St. 1 (ot); Wheaton (Ill.) 2, John Carroll 1 (ot); Ohio Wesleyan 1, Otterbein 0; Wilmington (Ohio) 2, Sewanee 1; Carnegie Mellon 3, Bethany (W.Va.) 2; Roger Williams 1, York (N.Y.) 0; Redlands 3, UC Santa Cruz 0; Whitworth 1, Colorado Col. 0; Luther 3, Monmouth (Ill.) 0; Wis.-Whitewater 1, Principia 0 (3 ot). **Regional Semifinals:** Messiah 2, Carnegie Mellon 1 (ot); Arcadia 5, Kean 1; Redlands 2, Neb. Wesleyan 1; Whitworth * 1, Macalester 1 (2 ot); Kalamazoo 1, Wheaton (Ill.) 0; Ohio Wesleyan 3, Chicago 1; Richard Stockton 3, Mary Washington 0; Rowan 3, Drew 2 (2 ot); St. Lawrence 2, Rochester Inst. 1; Norwich 2, Keene St. 0; Greensboro 6, Hardin-Simmons 1; Roanoke 1, Wilmington (Ohio) 0; Worcester St.* 3, Williams 3 (2 ot); Wheaton (Mass.) 2, Roger Williams 1 (ot); Luther 2, Wis.-Oshkosh 1; Wis.-Whitewater* 0, Marian (Wis.) 0 (2 ot). **Regional Finals:** Messiah 2, Arcadia 0; Redlands 1, Whitworth 0 (ot); Ohio Wesleyan 3, Kalamazoo 2 (ot); Richard Stockton 1, Rowan 0; St. Lawrence 7, Norwich 0; Greensboro 1, Roanoke 0; Wheaton (Mass.) 1, Worcester St. 0; Luther 1, Wis.-Whitewater 0. **Quarterfinals:** Richard Stockton 1, St. Lawrence 0 (ot); Ohio Wesleyan 1, Greensboro 0; Messiah 2, Wheaton (Mass.) 1; Redlands 2, Luther 0. **Semifinals:** Redlands 2, Messiah 1 (ot); Richard Stockton 0*, Ohio Wesleyan 0 (2 ot). **Championship:** Richard Stockton 3, Redlands 2.

**Advanced on penalty kicks.*

2002 First Round: Puget Sound 2, Linfield 0; Trinity (Tex.) 3, Texas Lutheran 0; Wis.-Whitewater 2, Marian (Wis.) 0; Neb. Wesleyan 1, Westminster (Mo.) 0; Hope 4, Dominican (Ill.) 0; Concordia (Wis.) 1, St. Norbert 0 (2 ot); Otterbein 2, Westminster (Pa.) 0; Messiah 1, Johns Hopkins 0; Merchant Marine 2, Johnson & Wales 1; Babson 3, Medgar Evers 0; Williams 3, Salve Regina 1; Ithaca 2, Worcester St. 0. **Second Round:** Trinity (Tex.) 4, Colorado Col. 1; Redlands 2, Puget Sound 0; Macalester* 1, Neb. Wesleyan 1 (2 ot, pk); Wis.-Whitewater 3, Luther 2 (2 ot); Wheaton (Ill.) 2, Concordia (Wis.) 0; Hope 2, Wis.-Oshkosh 0; Ohio Wesleyan 1, Pitt.-Greensburg 0; Otterbein 1, Carnegie Mellon 0 (ot); Greensboro 1*, Roanoke 1 (2 ot, pk); Messiah 1, Salisbury 0; Drew 2, Babson 0; Merchant Marine 1, Rowan 0; Arcadia 1, Keene St. 0; Williams 4, Richard Stockton 1; St. Lawrence 2, Ithaca 1; Amherst 1, Cortland St. 0. **Third round:** Trinity (Tex.) 2, Redlands 0; Macalester* 1, Wis.-Whitewater 1 (2 ot, pk); Wheaton (Ill.)* 0, Hope 0 (2 ot, pk); Otterbein* 1, Ohio Wesleyan 1 (2 ot, pk); Messiah 2, Greensboro 1 (ot); Drew 2, Merchant Marine 0; Arcadia* 0, Williams 0 (2 ot, pk); St. Lawrence 1, Amherst 0. **Quarterfinals:** Trinity (Tex.) 1, Macalester 0; Otterbein 2, Wheaton (Ill.) 1 (ot); Messiah 3, Drew 2 (ot); St. Lawrence 2, Arcadia 0. **Semifinals:** Otterbein 3, Trinity (Tex.) 2; Messiah 3, St. Lawrence 0. **Championship:** Messiah 1, Otterbein 0.

**Won on penalty kicks.*

Water Polo

NATIONAL COLLEGIATE

2002 Championship

Edited by: Heather Yost.

Highlights

Tony's Touch: Stanford's win over California in the final of the National Collegiate Men's Water Polo Championship had the Tony Azevedo touch. Azevedo's touches in the championship game December 8 at Loyola Marymount led to four goals and a game-sealing steal to help the Cardinal subdue the Bears, 7-6.

Azevedo's touch on the program has led to two straight national titles for Stanford, which hadn't won the title since 1994, and two most outstanding player awards.

For more information, go to the December 23, 2002, issue of The NCAA News at www.ncaa.org on the World Wide Web.

All-Tournament Team: Azevedo was one of three Cardinal players selected to the all-tournament squad, along with Peter Hudnut and Nick Ellis. California placed Andrew Stoddard, Attila Banhidy and Chris Lathrop on the squad. Michel Vieira from Queens (New York) also was selected.



Photo by Hans Gutknecht/NCAA Photos

Nick Ellis had nine saves to help Stanford to the national title.

Results

SEMIFINALS

DECEMBER 7

UC San Diego .....0 2 0 3—5
Stanford .....3 2 1 4—10
Stanford goals: Mike Derse (4), Peter Varellas, Peter Hudnut, Matt Moser, Thomas Hopkins, Greg Crum, Tony Azevedo.
UC San Diego goals: Matt Ellis (2), Brandon Borso (2), Jonathan Hopkins.
Saves: Stanford—Nick Ellis 7; UC San Diego – Lance Onken 9.
Attendance: 2,167.

Queens (N.Y.) .....2 1 1 2—6
California .....3 5 3 3—14
California goals: Attila Banhidy (3), Todd Hylton (2), Peter Conte, Brian Rieben, Chris Lathrop, Rob Arroyo, Jeff Leeper, Greg Panawek, Andrew Stoddard, Joe Born, Vince Bevins.
Queens (N.Y.) goals: Michel Vieira (4), Istvan Baloga, John Prokhin.
Saves: California—Russell Bernstein 4, Tim Kates 5; Queens (N.Y.)—Vedran Sokac 6.
Attendance: 2,167.

THIRD-PLACE GAME

DECEMBER 8

UC San Diego .....0 2 0 2 1 0—5
Queens (N.Y.) .....1 1 2 0 2 0—6
UC San Diego goals: Brandon Borso (2), Kevin Hori, Clark Peterson, Paul Motschall.
Queens (N.Y.) goals: Caner Erdogru (3), Mark Lawrence, John Prokhin, Michel Vieira.
Saves: UC San Diego—Lance Onken 8; Queens (N.Y.)—Vedran Sokac 13.
Attendance: 2,600.

CHAMPIONSHIP

DECEMBER 8

California .....1 3 0 2—6
Stanford .....2 4 0 1— 7
California goals: Will Quist (3), Andrew Stoddard, Greg Panawek, Attila Banhidy.
Stanford goals: Tony Azevedo (4), Peter Hudnut (2), Thomas Hopkins.
Saves: California—Russell Bernstein 6; Stanford—Nick Ellis 7.
Attendance: 2,600.

History

Team Results

Year	Champion (Record)	Coach	Score	Runner-Up	Host or Site	Championship Attendance
1969	UCLA (19-0)	Bob Horn	5- 2	California	Long Beach, Calif.	—
1970	UC Irvine (27-2)	Ted Newland	7- 6 (3 ot)	UCLA	Long Beach, Calif.	—
1971	UCLA (18-1)	Bob Horn	5- 3	San Jose St.	Long Beach, Calif.	—
1972	UCLA (19-1)	Bob Horn	10- 5	UC Irvine	New Mexico	—
1973	California (25-1)	Pete Cutino	8- 4	UC Irvine	Long Beach, Calif.	—
1974	California (25-2)	Pete Cutino	7- 6	UC Irvine	Long Beach, Calif.	—
1975	California (22-6)	Pete Cutino	9- 8	UC Irvine	Long Beach, Calif.	3,326
1976	Stanford (20-2)	Art Lambert	13-12	UCLA	Long Beach, Calif.	3,050
1977	California (29-3)	Pete Cutino	8- 6	UC Irvine	Brown	765
1978	Stanford (26-1-1)	Dante Dettamanti	7- 6 (3 ot)	California	Long Beach, Calif.	2,541
1979	UC Santa Barb. (27-2-1)	Pete Snyder	11- 3	UCLA	Long Beach, Calif.	2,542
1980	Stanford (28-2-1)	Dante Dettamanti	8- 6	California	Long Beach, Calif.	2,401
1981	Stanford (31-0)	Dante Dettamanti	17- 6	Long Beach St.	Long Beach, Calif.	2,579
1982	UC Irvine (30-0)	Ted Newland	7- 4	Stanford	Long Beach, Calif.	2,128
1983	California (29-3-2)	Pete Cutino	10- 7	Southern California	Long Beach, Calif.	2,697
1984	California (26-4-1)	Pete Cutino	9- 8	Stanford	Long Beach, Calif.	3,214
1985	Stanford (25-4)	Dante Dettamanti	12-11 (2 ot)	UC Irvine	Long Beach, Calif.	3,410
1986	Stanford (36-0)	Dante Dettamanti	9- 6	California	Long Beach, Calif.	3,491
1987	California (27-3)	Pete Cutino	9- 8 (ot)	Southern California	Long Beach, Calif.	4,398
1988	California (33-3)	Pete Cutino	14-11	UCLA	Long Beach, Calif.	5,073
1989	UC Irvine (27-6)	Ted Newland	9- 8	California	Indianapolis	3,421
1990	California (29-1)	Steve Heaston	8- 7	Stanford	Long Beach, Calif.	3,185
1991	California (26-1)	Steve Heaston	7- 6	UCLA	Long Beach, Calif.	3,502
1992	California (31-0)	Steve Heaston	12-11 (3 ot)	Stanford	Long Beach, Calif.	3,517
1993	Stanford (24-6)	Dante Dettamanti	11- 9	Southern California	Long Beach, Calif.	3,165
1994	Stanford (27-1)	Dante Dettamanti	14-10	Southern California	Long Beach, Calif.	3,608
1995	UCLA (20-6)	Guy Baker	10- 8	California	Stanford	1,903
1996	UCLA (24-6)	Guy Baker	8- 7	Southern California	UC San Diego	2,790
1997	Pepperdine (25-3)	Terry Schroeder	8- 7 (2 ot)	Southern California	Fort Lauderdale, Fla.	927
1998	Southern California (25-3)	John Williams/Jovan Vavic	9- 8 (2 ot)	Stanford	Newport Beach, Calif.	3,132
1999	UCLA (22-3)	Guy Baker/Adam Krikorian	6- 5	Stanford	La Jolla, Calif.	4,441
2000	UCLA (19-7)	Guy Baker/Adam Krikorian	11- 2	UC San Diego	Malibu, Calif.	3,049
2001	Stanford (22-1)	Dante Dettamanti	8- 5	UCLA	Stanford	4,503
2002	Stanford (24-5)	John Vargas	7- 6	California	Loyola Marymount	4,767

Note: From 1969 through 1994, the championship comprised eight teams. Since 1995, the championship has comprised four teams.

Leading Scorers, Year-by-Year

Year	Player, Institution, Goals
1969	Ben Gage, UC Santa Barb., 14
1970	Ben Gage, UC Santa Barb., 12
1971	Jim Waska, Cal St. Fullerton, 14
1972	Jim Kruse, UC Irvine, 31
1973	Bruce Kocsis, Southern California, 8
1974	Jon Svendsen, California, 9
1975	Gary Figueroa, UC Irvine, 13
1976	Dave Breen, Arizona, 17
1977	Scott Schulte, Bucknell, 14
1978	Scott Schulte, Bucknell, 13
1979	Scott Schulte, Bucknell, 11
1980	Kevin Robertson, California, 12 Scott Schulte, Bucknell, 12
1981	James Bergeson, Stanford, 12
1982	Peter Neushul, UC Santa Barb., 9
1983	Dan O'Connell, Loyola (Ill.), 11
1984	Alan Gresham, California, 10 Charles Harris, Southern California, 10
1985	J.R. Salvatore, UC Irvine, 10
1986	Robert Lynn, Southern California, 12
1987	Rafael Gandarillas, Pepperdine, 11 Alexis Rousseau, UCLA, 11
1988	Kyle Kopp, Long Beach St., 12
1989	Tom Warde, UC Irvine, 11
1990	Luis Nicolao, Navy, 10
1991	Steve Gill, UC Irvine, 11
1992	Danny Leyson, Southern California, 12
1993	Michael Nalu, UC San Diego, 13
1994	Doug Munz, Navy, 11
1995	Jeremy Braxton-Brown, UCLA, 8
1996	Hrvoje Cizmic, Southern California, 5 Brian Stahl, Massachusetts, 5 Marko Zagar, Southern California, 5
1997	Jeremy Pope, Pepperdine, 6
1998	George Csaszar, Southern California, 5
1999	Sean Kern, UCLA, 8
2000	Ivan Babic, Southern California, 9
2001	Kevin Witt, Loyola Marymount, 6
2002	Michel Vieira, Queens (N.Y.) Tony Azevedo, Stanford, 5

All-Tournament Teams

**Most Outstanding Player(s).*

1972
*Eric Lindroth, UCLA
Bruce Black, UC Irvine
Kevin Craig, UCLA
Jack Dickmann, UC Irvine
Brad Jackson, San Jose St.
Jim Kruse, UC Irvine
Dennis Needleman, Southern California

1973
Bruce Kocsis, Southern California
Bruce Black, UC Irvine
Jim Kruse, UC Irvine

1974
*Doug Healy, California
Mike Loughlin, California
Jon Svendsen, California

1975
*Jon Svendsen, California
Guy Antley, UC Irvine
Tom Belfanti, California
Walter Bricker, California
Gary Figueroa, UC Irvine
Boyd Philpot, UC Irvine
Tim Quinn, UC Irvine
Robert Webb, UCLA

1976
*Chris Dorst, Stanford
Rob Arnold, Stanford
Rick Johannsen, Stanford
Drew McDonald, Stanford
Boyd Philpot, UC Irvine
John Stephens, UCLA
Joe Vargas, UCLA

1977
*Gary Figueroa, UC Irvine
Marty Davis, Stanford
John Gansel, Stanford
Mike Loughlin, California
Jim Purcell, California
Kevin Robertson, California
Terry Schroeder, Pepperdine

1978
Robby Arnold, Stanford
Doug Burke, Stanford
Peter Campbell, UC Irvine
John Gansel, Stanford
Kevin Robertson, California
Terry Schroeder, Pepperdine
Carlos Steffens, California

1979
*Greg Boyer, UC Santa Barb.
John Dobrott, UC Santa Barb.
Randy Kalbus, Stanford
Kevin Robertson, California
Rick Sherburne, UCLA
Carlos Steffens, California
Craig Wilson, UC Santa Barb.

1980
*John Gansel, Stanford
*Kevin Robertson, California
James Bergeson, Stanford
Jody Campbell, Stanford
Peter Campbell, UC Irvine
Bob Diepersloot, California
Chris Kelsey, Stanford
Alan Mouchawar, Stanford
Terry Schroeder, Pepperdine

1981
*James Bergeson, Stanford
*Jody Campbell, Stanford
Dave George, UC Santa Barb.
Chris Kelsey, Stanford
Alan Mouchawar, Stanford
Vince Vanelli, Stanford
John Vargas, UC Irvine

1982
*James Bergeson, Stanford
*Peter Campbell, UC Irvine
*John O'Brien, UC Irvine
Peter Cutino, California
Robin Leamy, UCLA
Michael Spicer, Southern California
John Tanner, Stanford
John Vargas, UC Irvine

1983
*Jeff Campbell, UC Irvine
*Peter Cutino, California
*Alan Gresham, California
Jim Birdsell, Long Beach St.
Shaun Cleary, California
Mike Evans, UC Irvine
Dan O'Connell, Loyola (Ill.)
Mike Spicer, Southern California

1984
*Mike Grier, Pepperdine
Shaun Cleary, California
Eric Davison, Southern California
Alan Gresham, California
Charlie Harris, Southern California
Craig Klass, Stanford
Mike Spicer, Southern California

1985
*Jeff Campbell, UC Irvine
*David Imbernino, Stanford
John Anderson, UC Santa Barb.
Fernando Carsalade, UCLA
Phil Castillo, Long Beach St.
Craig Klass, Stanford
Mark Maizel, UC Irvine
J. R. Salvatore, UC Irvine

1986
*Fernando Carsalade, UCLA
*David Imbernino, Stanford
*Craig Klass, Stanford
Jeff Brush, California
Kirk Everist, California
Erich Fischer, Stanford
Robert Lynn, Southern California
Bill Schoening, California

1987
*Giacomo Rossi, Southern California
Jeff Brush, California
Fernando Carsalade, UCLA
Kirk Everist, California
Erich Fischer, Stanford
Keith Legget, Southern California
Sasa Poljak, Pepperdine
Alexis Rousseau, UCLA

1988
*Kirk Everist, California
Rich Ambidge, California
Zoltan Berty, Southern California
Jeff Brush, California
Fernando Carsalade, UCLA
Rob Carver, Southern California
Alexis Rousseau, UCLA

1989
*Dan Smoot, UC Irvine
Rich Ambidge, California
Geoffrey Clark, Pepperdine
Chris Duplanty, UC Irvine
Chris Humbert, California
Rick McNair, Stanford
Jeff Oeding, Stanford
Sasa Poljak, Pepperdine
Tom Warde, UC Irvine

1990
*Chris Humbert, California
Julian Bailey, California
Geoffrey Clark, Pepperdine
Dan Hackett, UCLA
Colin Keely, Stanford
Rick McNair, Stanford
Stefan Pollmann, UCLA

1991
*Chris Humbert, California
Jason Brown, UC San Diego
Mike Burke, Long Beach St.
Geoffrey Clark, Pepperdine
Steve Gill, UC Irvine
Dan Hackett, UCLA
Oliver Will, UCLA

1992
*Dirk Zeien, California
Troy Barnhart, California
Larry Bercutt, Stanford
Chip Blankenhorn, Stanford
Steve Gill, UC Irvine
Danny Leyson, Southern California
Chris Oeding, California

1994
*Jack Bowen, Stanford
*Jeremy Laster, Stanford
*Frank Schneider, Stanford
Brent Albright, California
Hrvoje Cizmic, Southern California
Drew Netherton, Southern California
Scott Turner, UCLA
Wolf Wigo, Stanford

1995
*Brent Albright, California
*Jeremy Braxton-Brown, UCLA
*Matt Swanson, UCLA
*Jim Toring, UCLA
Pat Cochran, California
Nick Kittredge, California
Adam Krikorian, California
Luis Limardo, Massachusetts
Michael Nalu, UC San Diego

1996
*Matt Swanson, UCLA
Jeremy Braxton-Brown, UCLA
Simun Cimerman, Southern California
Hrvoje Cizmic, Southern California
Corbin Graham, UCLA
Brian Stahl, Massachusetts
Jim Toring, UCLA
Marko Zagar, Southern California

1997
*Alan Herrmann, Pepperdine
*Merrill Moses, Pepperdine
*Jeremy Pope, Pepperdine
Simun Cimerman, Southern California
Mike Gottelli, UC Davis
Marko Pintaric, Southern California
John Vasek, Queens (New York)

1998
*Marko Pintaric, Southern California
*Chris Aguilera, Stanford
*Ivan Babic, Southern California
Layne Beaubien, Stanford
James Castle, Southern California
George Csaszar, Southern California
Brian Heifferon, Stanford
Ross Mecham, UC San Diego

1999
*Sean Kern, UCLA
Matt Armato, UCLA
Nick Ellis, Stanford
Brian Heifferon, Stanford
Pat Kain, Massachusetts
Ross Mecham, UC San Diego
Jonathan Samuels, UC San Diego
Jonathan Skaalen, Stanford

2000
*Sean Kern, UCLA
Brandon Brooks, UCLA
Brian Brown, UCLA
Jason Boettner, UC San Diego
Ivan Babic, Southern California
Stever O'Rourke, Southern California
Predrag Damjanov, Southern California
Brian Stahl, Massachusetts

2001
*Tony Azevedo, Stanford
Jeff Nesmith, Stanford
Nick Ellis, Stanford
Peter Hudnut, Stanford
Matt Flesher, UCLA
Brett Ormsby, UCLA
Kevin Witt, Loyola Marymount

2002
*Tony Azevedo, Stanford
Peter Hudnut, Stanford
Nick Ellis, Stanford
Attila Banhidy, California
Andrew Stoddard, California
Chris Lathrop, California
Michel Vieira, Queens (N.Y.)

Tournament Records

INDIVIDUAL

GOALS, GAME
9—Greg Carey, UC Santa Barb. (21) vs. Yale (2), 1972; Blake Hinman, Texas A&M (21) vs. Pittsburgh (13), 1976.

GOALS, TOURNAMENT
31—Jim Kruse, UC Irvine, 1972 (five games).
17—Dave Breen, Arizona, 1976 (three games).
9—Ivan Babic, Southern California, 2000 (two games).

GOALS, CAREER
50—Scott Schulte, Bucknell, 1977-78-79-80.

***TWO-POINT GOALS, GAME**
2—Todd Hosmer, Pacific (Cal.) (13) vs. Navy (7), 1993; Uzi Hadar, Southern California (12) vs. California (11), 1993; Peter Muller, UC Irvine (12) vs. Pacific (Cal.) (10), 1993; Andrew Steinheimer, UC San Diego (17) vs. Navy (20), 1993; Jeremy Laster, Stanford (14) vs. Southern California (10), 1994; Jonathan Skaalen, Stanford (11) vs. UC San Diego (7), 1999.

***TWO-POINT GOALS, TOURNAMENT**
4—Todd Hosmer, Pacific (Cal.), 1993 (3 games).

***TWO-POINT GOALS, CAREER**
4—Todd Hosmer, Pacific (Cal.), 1993-94; Uzi Hadar, Southern California, 1993-94; Michael Nalu, UC San Diego, 1993, 95.
*The two-point goal was eliminated from collegiate water polo after the 1999 season.

TEAM

GOALS, GAME
37—UCLA vs. Washington (2), 1971.

GOALS, BOTH TEAMS
39—UCLA (37) vs. Washington (2), 1971.

GOALS, TWO GAMES
31—UCLA, 1995 (UC San Diego, 21-10; California, 10-8).

GOALS, THREE GAMES
52—UCLA, 1971 (Washington, 37-2; Long Beach St., 10-1; San Jose St., 5-3).

GOALS, FIVE GAMES
75—UC Irvine, 1972 (UC Santa Barb., 16-12; UCLA, 10-15; New Mexico, 23-9; Southern California, 12-8; San Jose St., 14-12).

TWO-POINT GOALS, GAME
3—Seven tied (most recent: Southern California vs. Massachusetts, 1996).

TWO-POINT GOALS, BOTH TEAMS
6—Navy (3) vs. UC San Diego (3), 1993.

TWO-POINT GOALS, TOURNAMENT
7—UC San Diego, 1993 (2 vs. Southern California, 2 vs. Massachusetts, 3 vs. Navy).

Won-Lost Records in Tournament Play

Team (Years Participated)	Yrs.	Won	Lost	Pct.	1st	2nd	3rd	4th
Air Force (1974-78-79-81-86-90-94)	7	2	19	.095	0	0	0	0
Arizona (1975-76-77)	3	5	4	.556	0	0	0	0
Ark.-Little Rock (1988-89)	2	1	5	.167	0	0	0	0
Army (1975)	1	0	3	.000	0	0	0	0
Brown (1977-79-81-82-83-84-85-86-87-89-90)	11	9	24	.273	0	0	0	0
Bucknell (1977-78-79-80-85)	5	6	9	.400	0	0	0	0
Cal St. Fullerton (1971-74)	2	3	3	.500	0	0	1	1
California (1969-73-74-75-77-78-79-80-81-82-83-84-86-87-88-89-90-91-92-93-94-95-2002)	23	53	14	.791	11	7	3	2
UC Davis (1974-75-96-97)	4	4	6	.400	0	0	1	1
UC Irvine (1969-70-71-72-73-74-75-76-77-78-80-81-82-83-85-87-88-89-91-92-93)	21	40	25	.615	3	6	4	5
UC San Diego (1989-91-92-93-95-98-99-2000-02)	9	6	16	.273	0	1	2	2
UC Santa Barb. (1969-70-72-73-74-76-79-80-81-82-85-90)	12	16	20	.444	1	0	1	3
Colorado St. (1969-70)	2	1	5	.167	0	0	0	0
Long Beach St. (1969-70-71-73-75-81-83-85-88-89-91)	11	19	14	.576	0	1	2	2
Loyola (Ill.) (1972-76-77-78-79-80-82-83-84-85)	10	7	22	.241	0	0	0	0
Loyola Marymount (2001)	1	1	1	.500	0	0	1	0
Massachusetts (1993-94-95-96-98-99-2001)	7	2	14	.125	0	0	1	4
Navy (1984-86-87-88-90-91-92-93-94-2000)	10	5	24	.172	0	0	0	1
New Mexico (1971-72-73)	3	2	7	.222	0	0	0	0
Pacific (Cal.) (1993)	1	2	1	.667	0	0	0	0
Pepperdine (1977-78-80-84-86-87-89-90-91-92-94-97)	12	18	17	.514	1	0	1	6
Pittsburgh (1976)	1	0	3	.000	0	0	0	0
Princeton (1992)	1	0	3	.000	0	0	0	0
Queens (N.Y.) (1997-2002)	2	2	2	.500	0	0	2	0
San Jose St. (1970-71-72-73)	4	7	6	.538	0	1	1	2
Slippery Rock (1983-91)	2	1	5	.167	0	0	0	0
Southern California (1969-70-72-73-80-82-83-84-86-87-88-92-93-94-96-97-98-2000)	18	32	19	.627	1	7	4	0
Stanford (1970-71-74-75-76-77-78-79-80-81-82-84-85-86-87-88-89-90-92-93-94-98-99-2001-02)	25	51	20	.718	10	6	3	2
Texas A&M (1976-78)	2	2	4	.333	0	0	0	0
UCLA (1969-70-71-72-73-74-75-76-79-81-82-83-84-85-86-87-88-90-91-94-95-96-99-2000-01)	25	48	22	.686	7	6	6	3
Washington (1971)	1	0	3	.000	0	0	0	0
Yale (1969-72)	2	0	5	.000	0	0	0	0

All-Time Results

1969 First Round: UCLA 4, Southern California 3; Long Beach St. 17, Yale 1; UC Santa Barb. 7, Colorado St. 3; California 5, UC Irvine 4 (ot). **Consolation Semifinals:** Southern California 13, Yale 3; UC Irvine 10, Colorado St. 4. **Championship Semifinals:** UCLA 9, Long Beach St. 6; California 6, UC Santa Barb. 4. **Seventh Place:** Colorado St. 9, Yale 5. **Fifth Place:** UC Irvine 3, Southern California 2. **Third Place:** UC Santa Barb. 12, Long Beach St. 8. **Championship:** UCLA 5, California 2.

1970 First Round: UCLA 7, UC Santa Barb. 6; San Jose St. 9, Stanford 7; Long Beach St. 9, Colorado St. 7; UC Irvine 7, Southern California 4. **Consolation Semifinals:** Stanford 12, UC Santa Barb. 11 (3 ot); Southern California 7, Colorado St. 6. **Championship Semifinals:** UCLA 7, San Jose St. 4; UC Irvine 9, Long Beach St. 6. **Seventh Place:** UC Santa Barb. 9, Colorado St. 4. **Fifth Place:** Southern California 10, Stanford 7. **Third Place:** Long Beach St. 11, San Jose St. 10 (3 ot). **Championship:** UC Irvine 7, UCLA 6 (3 ot).

1971 First Round: UCLA 37, Washington 2; Long Beach St. 13, New Mexico 8; Cal St. Fullerton 5, UC Irvine 4; San Jose St. 10, Stanford 4. **Consolation Semifinals:** New Mexico 13, Washington 4; Stanford 8, UC Irvine 7. **Championship Semifinals:** UCLA 10, Long Beach St. 1; San Jose St. 10, Cal St. Fullerton 9. **Seventh Place:** UC Irvine 18, Washington 5. **Fifth Place:** Stanford 5, New Mexico 3. **Third Place:** Cal St. Fullerton 9, Long Beach St. 7. **Championship:** UCLA 5, San Jose St. 3.

1972 First Round: UCLA 21, Yale 3; UC Irvine 16, UC Santa Barb. 12 (2 ot); Southern California 17, New Mexico 7; San Jose St. 21, Loyola (Ill.) 6. **Second Round:** UC Santa Barb. 21, Yale 2; New Mexico 17, Loyola (Ill.) 12; UCLA 15, UC Irvine 10; San Jose St. 19, Southern California 14 (2 ot). Third Round: Southern California 15, UC Santa Barb. 10; UC Irvine 23, New Mexico 9; UC Irvine 12, Southern California 8. **Third Place:** UC Irvine 14, San Jose St. 12. **Championship:** UCLA 10, San Jose St. 5.

1973 First Round: California 8, New Mexico 1; UCLA 14, UC Santa Barb. 2; UC Irvine 7, Long Beach St. 5; Southern California 7, San Jose St. 5. **Consolation Semifinals:** UC Santa Barb. 12, New Mexico 7; San Jose St. 7, Long Beach St. 3. **Championship Semifinals:** California 4, UCLA 2; UC Irvine 9, Southern California 5. **Seventh Place:** Long Beach St. 7, New Mexico 5. **Fifth Place:** San Jose St. 6, UC Santa Barb. 5. **Third Place:** Southern California 7, UCLA 5. **Championship:** California 8, UC Irvine 4.

1974 First Round: California 12, Air Force 3; Cal St. Fullerton 7, UC Davis 4; UC Irvine 10, UC Santa Barb. 6; UCLA 9, Stanford 5. **Consolation Semifinals:** UC Davis 9, Air Force 2; Stanford 9, UC Santa Barb. 1. **Championship Semifinals:** California 12, Cal St. Fullerton 3; UC Irvine 5, UCLA 3. **Seventh Place:** UC Santa Barb. 12, Air Force 7. **Fifth Place:** UC Davis 4, Stanford 3. **Third Place:** UCLA 7, Cal St. Fullerton 4. **Championship:** California 7, UC Irvine 6.

1975 First Round: UCLA 26, Army 2; California 9, Long Beach St. 6; Stanford 15, Arizona 3; UC Irvine 19, UC Davis 4. **Consolation Semifinals:** Long Beach St. 18, Army 0; Arizona 9, UC Davis 8. **Championship Semifinals:** California 13, UCLA 9; UC Irvine 9, Stanford 8. **Seventh Place:** UC Davis 20, Army 3. **Fifth Place:** Long Beach St. 13, Arizona 6. **Third Place:** UCLA 6, Stanford 5. **Championship:** California 9, UC Irvine 8.

1976 First Round: Stanford 9, Arizona 8; UC Santa Barb. 13, Loyola (Ill.) 5; UCLA 18, Texas A&M 3; UC Irvine 18, Pittsburgh 4. **Consolation Semifinals:** Arizona 14, Loyola (Ill.) 6; Texas A&M 21, Pittsburgh 13. **Championship Semifinals:** Stanford 7, UC Santa Barb. 6; UCLA 14, UC Irvine 9. **Seventh Place:** Loyola (Ill.) 12, Pittsburgh 11. **Fifth Place:** Arizona 12, Texas A&M 9. **Third Place:** UC Irvine 8, UC Santa Barb. 7 (2 ot). **Championship:** Stanford 13, UCLA 12.

1977 First Round: Stanford 14, Brown 2; UC Irvine 14, Arizona 7; California 28, Bucknell 10; Pepperdine 14, Loyola (Ill.) 9. **Consolation Semifinals:** Arizona 15, Brown 6; Loyola (Ill.) 13, Bucknell 9. **Championship Semifinals:** UC Irvine 9, Stanford 7; California 11, Pepperdine 10. **Seventh Place:** Bucknell 16, Brown 7. **Fifth Place:** Arizona 14, Loyola (Ill.) 4. **Third Place:** Stanford 10, Pepperdine 6. **Championship:** California 8, UC Irvine 6.

1978 First Round: Stanford 20, Air Force 2; Pepperdine 10, Bucknell 9; UC Irvine 14, Loyola (Ill.) 5; California 15, Texas A&M 6. **Consolation Semifinals:** Bucknell 12, Air Force 10; Loyola (Ill.) 12, Texas A&M 5. **Championship Semifinals:** Stanford 14, Pepperdine 8; California 7, UC Irvine 5. **Seventh Place:** Texas A&M 11, Air Force 6. **Fifth Place:** Loyola (Ill.) 7, Bucknell 6. **Third Place:** UC Irvine 12, Pepperdine 7. **Championship:** Stanford 7, California 6 (3 ot).

1979 First Round: California 19, Air Force 7; UCLA 17, Bucknell 7; UC Santa Barb. 21, Loyola (Ill.) 4; Stanford 13, Brown 5. **Consolation Semifinals:** Bucknell 11, Air Force 9; Loyola (Ill.) 11, Brown 10 (3 ot). **Championship Semifinals:** UCLA 10, California 9; UC Santa Barb. 10, Stanford 9. **Seventh Place:** Brown 15, Air Force 10. **Fifth Place:** Bucknell 9, Loyola (Ill.) 5. **Third Place:** Stanford 11, California 10. **Championship:** UC Santa Barb. 11, UCLA 3.

1980 First Round: Stanford 22, Loyola (Ill.) 5; Pepperdine 9, Southern California 8; UC Irvine 13, Bucknell 4; California 11, UC Santa Barb. 7. **Consolation Semifinals:** Southern California 16, Loyola (Ill.) 3; UC Santa Barb. 10, Bucknell 8. **Championship Semifinals:** Stanford 17, Pepperdine 6; California 9, UC Irvine 7. **Seventh Place:** Bucknell 8, Loyola (Ill.) 4. **Fifth Place:** Southern California 11, UC Santa Barb. 4. **Third Place:** UC Irvine 10, Pepperdine 8. **Championship:** Stanford 8, California 6.

1981 First Round: Stanford 8, Brown 5; UC Irvine 9, UC Santa Barb. 8; Long Beach St. 15, Air Force 6; California 10, UCLA 7. **Consolation Semifinals:** UC Santa Barb. 16, Brown 6; UCLA 16, Air Force 5. **Championship Semifinals:** Stanford 13, UC Irvine 6; Long Beach St. 11, California 9. **Seventh Place:** Brown 9, Air Force 8. **Fifth Place:** UC Santa Barb. 9, UCLA 8. **Third Place:** California 11, UC Irvine 10. **Championship:** Stanford 17, Long Beach St. 6.

1982 First Round: UC Irvine 13, Brown 2; California 7, Southern California 6 (ot); Stanford 13, Loyola (Ill.) 10; UCLA 8, UC Santa Barb. 6. **Consolation Semifinals:** Southern California 11, Brown 8; UC Santa Barb. 12, Loyola (Ill.) 7. **Championship Semifinals:** UC Irvine 8, California 5; Stanford 11, UCLA 9. **Seventh Place:** Brown 7, Loyola (Ill.) 5. **Fifth Place:** Southern California 8, UC Santa Barb. 6. **Third Place:** UCLA 10, California 9. **Championship:** UC Irvine 7, Stanford 4.

1983 First Round: California 15, Slippery Rock 2; Long Beach St. 10, UCLA 8 (2 ot); Southern California 12, Brown 4; UC Irvine 12, Loyola (Ill.) 8. **Consolation Semifinals:** UCLA 15, Slippery Rock 4; Brown 13, Loyola (Ill.) 11 (2 ot). **Championship Semifinals:** California 8, Long Beach St. 5; Southern California 9, UC Irvine 8. **Seventh Place:** Loyola (Ill.) 12, Slippery Rock 5. **Fifth Place:** UCLA 9, Brown 3. **Third Place:** Long Beach St. 9, UC Irvine 6. **Championship:** California 10, Southern California 7.

1984 First Round: Stanford 16, Navy 8; Pepperdine 12, UCLA 11; California 11, Loyola (Ill.) 3; Southern California 12, Brown 11. **Consolation Semifinals:** UCLA 17, Navy 4; Brown 11, Loyola (Ill.) 5. **Championship Semifinals:** Stanford 11, Pepperdine 6; California 10, Southern California 9. **Seventh Place:** Loyola (Ill.) 10, Navy 7. **Fifth Place:** UCLA 11, Brown 10. **Third Place:** Southern California 13, Pepperdine 10. **Championship:** California 9, Stanford 8.

1985 First Round: Stanford 18, Bucknell 4; UC Santa Barb. 7, Long Beach St. 6; UC Irvine 15, Brown 8; UCLA 14, Loyola (Ill.) 6. **Consolation Semifinals:** Long Beach St. 20, Bucknell 4; Brown 11, Loyola (Ill.) 10. **Championship Semifinals:** Stanford 7, UC Santa Barb. 6; UC Irvine 7, UCLA 6. **Seventh Place:** Bucknell 8, Loyola (Ill.) 6. **Fifth Place:** Long Beach St. 13, Brown 9. **Third Place:** UCLA 10, UC Santa Barb. 9. **Championship:** Stanford 12, UC Irvine 11 (2 ot).

1986 First Round: Stanford 23, Air Force 5; Pepperdine 10, Southern California 9; California 11, Brown 4; UCLA 13, Navy 7. **Consolation Semifinals:** Southern California 13, Air Force 3; Navy 6, Brown 4. **Championship Semifinals:** Stanford 15, Pepperdine 8; California 11, UCLA 8. **Seventh Place:** Brown 19, Air Force 13. **Fifth Place:** Southern California 8, Navy 3. **Third Place:** UCLA 12, Pepperdine 11. **Championship:** Stanford 9, California 6.

1987 First Round: California 18, Brown 3; Southern California 17, Navy 5; UCLA 11, Pepperdine 7; UC Irvine 8, Stanford 6. **Consolation Semifinals:** Stanford 17, Brown 7; Pepperdine 16, Navy 8. **Championship Semifinals:** California 7, UC Irvine 3; Southern California 12, UCLA 11 (ot). **Seventh Place:** Brown 7, Navy 6. **Fifth Place:** Pepperdine 13, Stanford 12 (ot). **Third Place:** UC Irvine 13, UCLA 10. **Championship:** California 9, Southern California 8 (ot).

1988 First Round: California 17, Ark.-Little Rock 6; UCLA 11, Navy 3; Southern California 13, UC Irvine 11; Stanford 5, Long Beach St. 4. **Consolation Semifinals:** Long Beach St. 13, Ark.-Little Rock 10; UC Irvine 17, Navy 5. **Championship Semifinals:** California 10, Stanford 6; UCLA 13, Southern California 10. **Seventh Place:** Ark.-Little Rock 10, Navy 9 (ot). **Fifth Place:** Long Beach St. 13, UC Irvine 10. **Third Place:** Southern California 10, Stanford 7. **Championship:** California 14, UCLA 11.

1989 First Round: California 15, Brown 2; UC Irvine 13, Ark.-Little Rock 6; Stanford 7, UC San Diego 6; Pepperdine 13, Long Beach St. 8. **Consolation Semifinals:** Long Beach St. 8, Brown 4; UC San Diego 10, Ark.-Little Rock 9. **Championship Semifinals:** California 10, Pepperdine 9; UC Irvine 8, Stanford 7. **Seventh Place:** Brown 8, Ark.-Little Rock 6. **Fifth Place:** Long Beach St. 10, UC San Diego 5. **Third Place:** Stanford 7, Pepperdine 5. **Championship:** UC Irvine 9, California 8.

1990 First Round: California 16, Brown 6; Stanford 14, Air Force 6; UC Santa Barb. 16, Navy 9; UCLA 10, Pepperdine 9. **Consolation Semifinals:** Pepperdine 13, Brown 6; Air Force 11, Navy 8. **Championship Semifinals:** California 10, UCLA 8; Stanford 9, UC Santa Barb. 7. **Seventh Place:** Navy 7, Brown 6. **Fifth Place:** Pepperdine 16, Air Force 13. **Third Place:** UCLA 15, UC Santa Barb. 8. **Championship:** California 8, Stanford 7.

1991 First Round: California 13, Navy 6; Pepperdine 18, Slippery Rock 9; UCLA 14, UC San Diego 10; UC Irvine 11, Long Beach St. 8. **Consolation Semifinals:** Long Beach St. 13, Navy 9; UC San Diego 12, Slippery Rock 10. **Championship Semifinals:** California 13, UC Irvine 10; UCLA 6, Pepperdine 5. **Seventh Place:** Slippery Rock 9, Navy 8. **Fifth Place:** Long Beach St. 12, UC San Diego 10. **Third Place:** Pepperdine 9, UC Irvine 7. **Championship:** California 7, UCLA 6.

1992 First Round: California 15, Navy 2; Stanford 18, Princeton 5; Southern California 16, UC San Diego 7; UC Irvine 11, Pepperdine 8. **Consolation Semifinals:** Pepperdine 19, Navy 8; UC San Diego 14, Princeton 9. **Championship Semifinals:** California 8, UC Irvine 5; Stanford 11, Southern California 7. **Seventh Place:** Navy 14, Princeton 9. **Fifth Place:** Pepperdine 13, UC San Diego 6. **Third Place:** Southern California 11, UC Irvine 10. **Championship:** California 12, Stanford 11 (3 ot).

1993 First Round: Stanford 16, Navy 1; California 17, Massachusetts 4; Southern California 16, UC San Diego 9; UC Irvine 12, Pacific (Cal.) 10. **Consolation Semifinals:** Pacific (Cal.) 13, Navy 7; Massachusetts 15, UC San Diego 13. **Championship Semifinals:** Stanford 10, UC Irvine 8; Southern California 12, California 11 (2 ot). **Seventh Place:** Navy 20, UC San Diego 17. **Fifth Place:** Pacific (Cal.) 16, Massachusetts 5. **Third Place:** California 14, UC Irvine 6. **Championship:** Stanford 11, Southern California 9.

1994 First Round: Stanford 20, Air Force 6; Southern California 15, Navy 5; California 12, Massachusetts 7; UCLA 8, Pepperdine 7 (ot). **Consolation Semifinals:** Pepperdine 10, Air Force 5; Navy 11, Massachusetts 3. **Championship Semifinals:** Stanford 9, UCLA 5; Southern California 11, California 6. **Fifth Place:** Air Force 7, Massachusetts 5. **Fifth Place:** Pepperdine 13, Navy 10. **Third Place:** California 8, UCLA 5. **Championship:** Stanford 14, Southern California 10.

1995 Semifinals: California 10, Massachusetts 6; UCLA 21, UC San Diego 10. **Third Place:** UC San Diego 8, Massachusetts 7. **Championship:** UCLA 10, California 8.

1996 Semifinals: Southern California 21, Massachusetts 6; UCLA 18, UC Davis 6. **Third Place:** UC Davis 11, Massachusetts 8. **Championship:** UCLA 8, Southern California 7.

1997 Semifinals: Southern California 14, Queens (N.Y.) 6; Pepperdine 13, UC Davis 8. **Third Place:** Queens (N.Y.) 5, UC Davis 3. **Championship:** Pepperdine 8, Southern California 7 (2 ot).

1998 Semifinals: Southern California 12, Massachusetts 3; Stanford 6, UC San Diego 3. **Third Place:** UC San Diego 10, Massachusetts 9 (4 ot). **Championship:** Southern California 9, Stanford 8 (2 ot).

1999 Semifinals: UCLA 14, Massachusetts 6; Stanford 11, UC San Diego 7. **Third Place:** Massachusetts 12, UC San Diego 9. **Championship:** UCLA 6, Stanford 5.

2000 Semifinals: UCLA 12, Navy 5; UC San Diego 9, Southern California 8; **Third Place:** Southern California 15, Navy 9; **Championship:** UCLA 11, UC San Diego 2.

2001 Semifinals: Stanford 8, Massachusetts 4; UCLA 7, Loyola Marymount 5. **Third Place:** Loyola Marymount 14, Massachusetts 6. **Championship:** Stanford 8, UCLA 5.

2002 Semifinals: Stanford 10, UC San Diego 5; California 14, Queens (N.Y.) 6. **Third Place:** Queens (N.Y.) 6, UC San Diego 5 (2 ot). **Championship:** Stanford 7, California 6.

Women's Fall Championships

Cross Country 92
Field Hockey 104
Soccer 117
Volleyball 138

Cross Country

DIVISION I

Photo by Ron Hoskins/ NCAA Photos

Shalane Flanagan covers the final few meters with a smile, knowing she will be North Carolina's first individual champion.

2002 Championships

Edited by: Scott Deitch.

Highlights

Cougars' Crown is Second Straight: Brigham Young successfully defended the team title November 25 at Indiana State.

The Cougars had a total of 85 points. Stanford finished second for the fifth time with 113 points, and Notre Dame placed third for its best effort in the championships' 22-year history.

The recipe for Brigham Young's victory was similar to its 2001 triumph. Michaela Mannova was the Cougars' first finisher for the second year in a row, and fifth overall for the second consecutive championship.

Shalane Flanagan of North Carolina seized the lead early in the race and became the Tar Heels' first individual champion. Flanagan's victorious time of 19:36 for 6,000 meters was 9.9 seconds better than the mark of second-place Kate O'Neill of Yale.

For more, see the December 9, 2002, issue of The NCAA News at www.ncaa.org on the World Wide Web.

TEAM STANDINGS

1. *Brigham Young	85
2. Stanford	113
3. Notre Dame	170
4. Georgetown	214
5. Colorado	220
6. Providence	235
7. Arkansas	251
8. Villanova	256
9. Wake Forest	328
10. Northern Ariz.	333
11. Columbia	341
12. Michigan St.	365
13. North Carolina St.	404
14. Indiana	423
15. Michigan	430
16. Missouri	437
17. Duke	475
18. Marquette	485
19. Wisconsin	488
20. Virginia	510
21. North Carolina	517
22. Texas	529
23. Arizona St.	549
William & Mary	549
25. Penn St.	568
UCLA	568
27. Ball St.	612
28. Florida St.	657
Tennessee	657
30. Northwestern	661
31. Washington	699

**Team Places: Michaela Manova 4, Kassi Andersen 6, Katie Martin 15, Breanne Sandberg 28, Jaime Cottle 32.*

INDIVIDUAL RESULTS

1. Shalane Flanagan, North Carolina, 19:36.0; 2. Kate O'Neill, Yale, 19:45.9; 3. Alicia Craig, Stanford, 19:48.0; 4. Lauren Fleshman, Stanford, 19:48.3; 5. Michaela Mannova, Brigham Young, 19:49.5; 6. Molly Huddle, Notre Dame, 19:55.7; 7. Kassi Andersen, Brigham Young, 19:56.1; 8. Ida Nilsson, Northern Ariz., 19:57.7; 9. Megan Metcalfe, West Virginia, 20:01.0; 10. Sara Gorton, Colorado, 20:01.4.

11. Malindi Elmore, Stanford, 20:01.8; 12. Johanna Nilsson, Northern Ariz., 20:01.8; 13. Laura O'Neill, Yale, 20:05.8; 14. Karin Van Rooyen, Southern Methodist, 20:06.3; 15. Vicky Gill, Florida St., 20:07.4; 16. Christin Wurth, Arkansas, 20:07.5; 17. Lena Nilsson, UCLA, 20:10.0; 18. Maria Cicero, Boston College, 20:13.7; 19. Lauren King, Notre Dame, 20:14.5; 20. Katie Martin, Brigham Young, 20:15.2.

21. Molly Austin, Colorado, 20:15.9; 22. Natalie Florence, Colorado, 20:16.6; 23. Jennifer Payne, Stony Brook, 20:17.6; 24. Briana Shook, Toledo, 20:18.7; 25. Annie Bersagel, Wake Forest, 20:23.4; 26. Londa Bevins, Arkansas, 20:23.9; 27. Michelle Carson, Michigan St., 20:25.6; 28. Mary Cullen, Providence, 20:26.8; 29. Kristin Price, North Carolina St., 20:27.8; 30. Mollie DeFrancesco, James Madison, 20:29.2.

31. Melissa Gulli, Texas A&M, 20:29.8; 32. Julie Culley, Rutgers, 20:30.9; 33. Carrie Zografos, Oregon, 20:31.4; 34. Caroline Bierbaum, Duke, 20:32.3; 35. Marina Muncan, Villanova, 20:33.4; 36. Talis Apud-Martinez, Texas, 20:34.2; 37. Erin Moffett, DePaul, 20:34.6; 38. Ali Henderson, William & Mary, 20:35.1; 39. Erin Sicher, Georgetown, 20:35.4; 40. Christa Benton, South Fla., 20:35.6.

41. Breanne Sandberg, Brigham Young, 20:36.3; 42. Roisin McGettigan, Providence, 20:36.9; 43. Amy Mortimer, Kansas St., 20:37.4; 44. Ioana Parusheva, Villanova, 20:38.9; 45. Sarah Scholl, Georgetown, 20:44.5; 46. Jaime Cottle, Brigham Young, 20:45.1; 47. Jamie Krzyminski, Michigan St., 20:46.7; 48. Loretta Kilmer, Columbia, 20:48.2; 49. Adriana Zalucka, Akron, 20:48.4; 50. Sharon Dickie, Tennessee, 20:48.8.

51. Rebecca Walter, Michigan, 20:49.3; 52. Jennifer Handley, Notre Dame, 20:50.1; 53. Amanda Bales, Missouri, 20:51.3; 54. Valerie Lauver, Missouri, 20:51.5; 55. Emily Field, Southern Methoist, 20:52.2; 56. Sara Vergote, Toledo, 20:53.2; 57. Sara Bei, Stanford, 20:54.2; 58. Traniere Clement, Georgetown, 20:54.6; 59. Mindy Peterson, Indiana, 20:55.0; 60. Samia Akbar, American, 20:55.5.

61. Heather Cappello, Providence, 20:56.5; 62. Patricia Nolan, Columbia, 20:57.6; 63. Jessie Swan, Marquette, 20:58.4; 64. Risa Rutland, Wake Forest, 20:58.6; 65. Kristina Roth, North Carolina St., 20:59.5; 66. Marie Nilsson, Oklahoma St., 20:59.8; 67. Kalin Toedebusch, Villanova, 21:00.1; 68. Nicole Lee, Georgetown, 21:00.7; 69. Andreine Byrd, Arkansas, 21:00.8; 70. Josi Lauber, North Carolina St., 21:01.1.

71. Deirdre Byrne, Providence, 21:01.6; 72. Anna Sherman, Wake Forest, 21:01.9; 73. Courtney Inman, Washington, 21:02.0; 74. Catherine Wanyoike, Auburn, 21:02.5; 75. Jane Maxwell, Virginia, 21:02.6; 76. Loryn King, Notre Dame, 21:03.1; 77. Audrey Giesler, Indiana, 21:03.3; 78. Stephanie Madia, Notre Dame, 21:05.2; 79. Erin Sullivan, Stanford, 21:06.0; 80. Maura McMahon, William & Mary, 21:06.4.

81. Emily Kroshus, Princeton, 21:07.5; 82. Erika Edwards, Northern Ariz., 21:08.3; 83. Rebecca Mitchell, Villanova, 21:08.8; 84, Erin Sims, Texas, 21:09.0; 85. Clara Horowitz, Duke, 21:09.7; 86. Alejandra Barrientos, UCLA, 21:10.1; 87. Darja Vasiljeva, Minnesota, 21:10.7; 88. Jodee Adams-Moore, Georgetown, 21:11.2; 89. Rachel Evjen, Northwestern, 21:11.6; 90. Kim Hemstreet, Detroit, 21:13.1.

91. Erin Donohue, North Carolina, 21:13.5; 92. Amy Hastings, Arizona St., 21:14.3; 93. Hilary Edmondson, Wisconsin, 21:14.4; 94. Tera Moody, Colorado, 21:14.5; 95. Sarah Pepera, Michigan St., 21:14.8; 96. Tracey Brauksieck, Penn St., 21:15.1; 97. Caitlin Hickin, Columbia, 21:15.7; 98. Jodi Jakubek, Marquette, 21:15.7; 99. Nan Kannard, Brigham Young, 21:16.8; 100. Stacey Ritz, Ball St., 21:17.3.

101. Melissa Stelloto, Columbia, 21:18.2; 102. Ellen Dwyer, Virginia, 21:18.6; 103. Brooke Novak, Tennessee, 21:19.8; 104. Jill Laurendeau, Georgetown, 21:20.2; 105. Maureen Scott, Arkansas, 21:20.6; 106. Meredith Crane, Texas A&M, 21:21.4; 107. Jessie Kindschi, Brigham Young, 21:22.2; 108. Lindsey Gallo, Michigan, 21:22.4; 109. Jane Martineau, Michigan, 21:22.7; 110. Anita Siraki, Stanford, 21:22.8.

111. Dawn Domaschk, Texas, 21:23.1; 112. Laura Jakosky, Arkansas, 21:23.1; 113. Jessica Gall, Indiana, 21:23.1; 114. Emer O'Shea, Providence, 21:23.5; 115. Susan Barth, Marquette, 21:24.4; 116. Liz Gesel,

Villanova, 21:24.5; 117. Elaine Canchola, Wisconsin, 21:25.0; 118. Marni Kruppa, Georgetown, 21:25.5; 119. Shannon Rowbury, Duke, 21:25.9; 120. Erin Franklin, Wake Forest, 21:26.1.

121. Linsey Blaisdell, Wisconsin, 21:26.8; 122. Jeanne Spink, Michigan, 21:27.4; 123. Jessica Huff, Iowa St., 21:27.7; 124. Cindy Durocher, Michigan St., 21:27.9; 125. Cody Sohn, Arizona St., 21:29.4; 126. Caity Phillips, Kentucky, 21:29.8; 127. Amy Chipman, Missouri, 21:29.9; 128. Jeane Goff, Stanford, 21:30.1; 129. Rachael Cuellar, New Mexico St., 21:30.8; 130. Brooke Thomas, Southern California, 21:31.0.

131. Shiloh Whiting, Arkansas, 21:31.3; 132. Ana Morales, Notre Dame, 21:31.6; 133. Shannon Wommack, Chattanooga, 21:32.4; 134. Molly Landreth, Penn St., 21:32.5; 135. Lauren Burks, Georgia, 21:32.8; 136. Jill Scully, Ball St., 21:32.8; 137. Michelle Wale, Penn St., 21:33.2; 138. Jackie Zeigle, Colorado, 21:33.4; 139. Jinny Hanifan, Northern Ariz., 21:34.2; 140. Alice Schmidt, North Carolina, 21:34.5.

141. Jessica Zarndt, UNLV, 21:34.6; 142. Tenke Zoltani, Columbia, 21:34.7; 143. Heidi Lane, Wisconsin, 21:34.9; 144. Lisa Stublic, Columbia, 21:34.9; 145. Lindsay Hattendorf, Indiana, 21:35.0; 146. Danielle Coon, Wake Forest, 21:35.3; 147. Michelle Lilienthal, Wisconsin, 21:35.7; 148. Ariana Lee, Montana St., 21:36.5; 149. Liz Reusser, Wisconsin, 21:36.8; 150. Desiree Davila, Arizona St., 21:37.8.

151. Kim Moore, Missouri, 21:38.3; 152. Meg McGarvey, Virginia, 21:39.4; 153. Rebecca Obrecht, Indiana, 21:40.5; 154. Kara Scanlin, Virginia, 21:41.3; 155. Crystal Meeks, Ball St., 21:41.6; 156. Lindsey Egerdahl, Washington, 21:41.9; 157. Anna Marie Masinelli, Arizona St., 21:42.2; 158. Jackie Swan, Marquette, 21:43.0; 159. Andrea Parker, Michigan, 21:44.9; 160. Laura Evans, Northwestern, 21:45.9.

161. Jenny Stevens, Penn St., 21:46.0; 162. Diana Hossfield, Northwestern, 21:46.1; 163. Sally Meyerhoff, Duke, 21:46.1; 164. Megan Cauble, Tennessee, 21:48.3; 165. Allison Lind, Florida St., 21:48.5; 166. Dawn Cleary, Virginia, 21:48.8; 167. Diana Henderson, North Carolina St., 21:48.8; 168. Chelsea Loomis, Michigan, 21:48.9; 169. Jessica Scalzo, Arizona St., 21:50.0; 170. Katie Nowak, Ball St., 21:50.4.

171. Erica Sigmont, Arkansas, 21:50.6; 172. Serena Ramsey, Missouri, 21:51.0; 173. Natalie Stein, Michigan St., 21:51.6; 174. Ashley Seaton, Virginia, 21:52.0; 175. Kristyn Shiring, William & Mary, 21:52.4; 176. Lisa Cappello, Providence, 21:53.9; 177. Victoria Chang, Hawaii, 21:54.7; 178. Jackie Kosakowski, William & Mary, 21:54.9; 179. Natalie Rogers, Northern Ariz., 21:55.4; 180. Valerie Flores, UCLA, 21:55.7.

181. Jamie Haro, Marquette, 21:56.1; 182. Janelle Vadnais, North Carolina St., 21:57.2; 183. Emille Geheste, Northern Ariz., 21:57.2; 184. Ashley McLeod, Missouri, 21:57.3; 185. Abigail Nelkie, North Carolina St., 21:57.5; 186. Christine Bolf, Colorado, 21:57.8; 187. Katy Hillard, Penn St., 21:57.9; 188. Misty Harper, Florida St., 21:58.0; 189. Estelle Brose, Northern Ariz., 21:58.4; 190. Sarah Ross, Texas, 22:00.3.

191. Katherine Bonugli, Missouri, 22:01.1; 192. Tara Johnson, Penn St., 22:01.4; 193. Elizabeth Burke, Columbia, 22:02.2; 194. Liz Awtrey, North Carolina, 22:02.5; 195. Laura Stanley, Duke, 22:02.7; 196. Katie Yemm, Colorado St., 22:04.1; 197. Natalie Hughes, Florida St., 22:05.6; 198. Alli Sauer, Marquette, 22:06.1; 199. Kate Spigel, Washington, 22:06.1; 200. Phebe Ko, Duke, 22:06.3.

201. Nicole Kuznia, Northwestern, 22:06.8; 202. Stacey Vidt, Virginia Tech, 22:07.2; 203. Sarah Huddleston, Ball St., 22:08.6; 204. Emily Blakeslee, Northwestern, 22:09.0; 205. Julia Lucas, North Carolina St., 22:09.2; 206. Jenna Timinsky, UCLA, 22:09.2; 207. Carmen Winant, UCLA, 22:09.4; 208. Sharon O'Connor, Virginia, 22:09.6; 209. Amanda Fitz-Gustafson, Arizona St., 22:09.6; 210. Maureen McCandless, Pittsburgh, 22:10.1.

211. Tara Guelig, William & Mary, 22:11.0; 212. Kate Bradshaw, Washington, 22:11.5; 213. Jessica Pery, North Carolina, 22:12.6; 214. Sarah Pizzo, Michigan, 22:12.8; 215. Jackie Mulrooney, Wisconsin, 22:13.3; 216. Laura Halverson, Washington, 22:13.4; 217. Carre Joyce, Villanova, 22:13.7; 218. Jill Miller, Wake Forest, 22:13.9; 219. Cassie King, North Carolina, 22:15.2; 220. Nikeya Green, Wake Forest, 22:17.2.

221. Karen Rogers, Northwestern, 22:17.7; 222. Heidi Hullinger, Duke, 22:18.4; 223. Elizabeth Lindgren, Arizona St., 22:20.9; 224. Allison Hall, UCLA, 22:22.0; 225. Katie Wales, Notre Dame, 22:22.5; 226. Cheryl Bauer, William & Mary, 22:22.5; 227. Kirsty Smith, Villanova, 22:24.9; 228. Laura Hodgson, Washington, 22:25.4; 229. Maureen Thomas, Penn St., 22:29.9; 230. Gail Stec, Michigan St., 22:30.2.

231. Anne Clinton, Florida St., 22:34.6; 232. Kyna Forkins, Northwestern, 22:35.1; 233. Jodi Jones, Texas, 22:35.7; 234. Lauren Heron, William & Mary, 22:35.9; 235. Allison Miller, Indiana, 22:36.7; 236. Jessica Winters, Weber St., 22:37.5; 237. Katie Scarlett, Texas, 22:38.0; 238. Jessica Southers, Tennessee, 22:39.7; 239. Aubrey Gaffer, Ball St., 22:39.8; 240. Brittany Ballard, Michigan St., 22:40.6.

241. Kendall Grgas-Wheeler, Colorado, 22:44.3; 242. Jamie Gibbs, Washington, 22:52.4; 243. Nicole Hartford, Ball St., 22:53.3; 244. Susie Emond, Marquette, 22:55.4; 245. Lori Mann, UCLA, 22:59.3; 246. Felicia Guliford, Tennessee, 23:00.4; 247. Kelly Siefker, Indiana, 23:00.9; 248. Olga Cronin, Western Ky., 23:08.6; 249. Roisin Quinn, Providence, 23:23.0; 250. Elizabeth McCalley, Tennessee, 23:27.9.

251. Laura Melendez, Florida St., 23:38.0; 252. Jennie Sucher, North Carolina, 23:43.5; 253. Erin Anderson, Tennessee, 23:51.3; 254. Jennifer Gomez, Florida St., 24:12.0.

History

Team Results

Year	Champion	Coach	Points	Runner-Up	Points	Host or Site
1981	Virginia	John Vasvary	36	Oregon	83	Wichita St.
1982	Virginia	Martin Smith	48	Stanford	91	Indiana
1983	Oregon	Tom Heinonen	95	Stanford	98	Lehigh
1984	Wisconsin	Peter Tegen	63	Stanford	89	Penn St.
1985	Wisconsin	Peter Tegen	58	Iowa St.	98	Marquette
1986	Texas	Terry Crawford	62	Wisconsin	64	Arizona
1987	Oregon	Tom Heinonen	97	North Carolina St.	99	Virginia
1988	Kentucky	Don Weber	75	Oregon	128	Iowa St.
1989	Villanova	Marty Stern	99	Kentucky	168	Navy
1990	Villanova	Marty Stern	82	Providence	172	Tennessee
1991	Villanova	Marty Stern	85	Arkansas	168	Arizona
1992	Villanova	Marty Stern	123	Arkansas	130	Indiana
1993	Villanova	Marty Stern	66	Arkansas	71	Lehigh
1994	Villanova	John Marshall	75	Michigan	108	Arkansas
1995	Providence	Ray Treacy	88	Colorado	123	Iowa St.
1996	Stanford	Beth Alford-Sullivan	101	Villanova	106	Arizona
1997	Brigham Young	Patrick Shane	100	Stanford	102	Furman
1998	Villanova	Marcus O'Sullivan	106	Brigham Young	110	Kansas
1999	Brigham Young	Patrick Shane	72	Arkansas	125	Indiana
2000	Colorado	Mark Wetmore	117	Brigham Young	167	Iowa St.
2001	Brigham Young	Patrick Shane	62	North Carolina St.	148	Furman
2002	Brigham Young	Patrick Shane	85	Stanford	113	Indiana St.

TEAM CHAMPIONSHIPS

Villanova 7, Brigham Young 4, Oregon 2, Virginia 2, Wisconsin 2, Colorado, Kentucky, Providence, Stanford, Texas, 1 each.

INDIVIDUAL CHAMPIONSHIPS

Villanova 7, North Carolina St. 3, Wisconsin 3, Arizona 2, Indiana 2, Colorado, Michigan, North Carolina, Northern Ariz., Virginia, 1 each.

Championships Records

TEAM SCORE

36—Virginia (Eileen O'Connor 3, Lesley Welch 4, Lisa Welch 6, Jill Haworth 8, Marisa Schmitt 15), 1981.

INDIVIDUAL TITLES

2—Betty Jo Springs, North Carolina St., 1981-83; Sonia O'Sullivan, Villanova, 1990-91; Carole Zajac, Villanova, 1992-93.

Individual Champions

1981 Betty Jo Springs, North Carolina St., 16:19.0
1982 Lesley Welch, Virginia, 16:39.7
1983 Betty Jo Springs, North Carolina St., 16:30.7
1984 Cathy Branta, Wisconsin, 16:15.6
1985 Suzie Tuffey, North Carolina St., 16:22.53
1986 Angela Chalmers, Northern Ariz., 16:55.49
1987 Kimberly Betz, Indiana, 16:10.85
1988 Michelle Dekkers, Indiana, 16:30
1989 Vicki Huber, Villanova, 15:59.86
1990 Sonia O'Sullivan, Villanova, 16:06
1991 Sonia O'Sullivan, Villanova, 16:30.3
1992 Carole Zajac, Villanova, 17:01.9
1993 Carole Zajac, Villanova, 16:40.3
1994 Jennifer Rhines, Villanova, 16:31.2
1995 Kathy Butler, Wisconsin, 16:51
1996 Amy Skieresz, Arizona, 17:04
1997 Carrie Tollefson, Villanova, 16:29
1998 Katie McGregor, Michigan, 16:47.21
1999 Erica Palmer, Wisconsin, 16:39.5
2000 Kara Grgas-Wheeler, Colorado, 20:30.5
2001 Tara Chaplin, Arizona, 20:24
2002 Shalane Flanagan, North Carolina, 19:36.0

Race Distance 1981-99: 5,000 meters; 2000-02: 6,000 meters.

Team Finishes

Team (Years Participated)	Yrs.	1st	2nd	3rd	4th	5th	Best Finish (Year[s])
Alabama (1984-87-93-94)	4	0	0	0	0	0	6th (1987)
Arizona (1981-91-92-93-94-95-96-98-99-2000-01)	11	0	0	0	1	0	4th (2001)
Arizona St. (1998-99-2000-01-02)	5	0	0	0	0	0	6th (2000)
Arkansas (1982-84-86-87-88-90-91-92-93-94-95-96-97-98-99-2000-01-02)	18	0	4	1	0	0	2nd (1991-92-93-99)
Auburn (1994-95)	2	0	0	0	0	0	13th (1995)
Ball St. (2002)	1	0	0	0	0	0	27th (2002)
Baylor (1989-90-91-92-94-97-98)	7	0	0	0	0	0	8th (1998)
Boston College (1984-85-91-94-95-96-97-99-2000-01)	10	0	0	0	1	0	4th (2000)
Boston U. (1999-2001)	2	0	0	0	0	0	16th (2001)
Bowling Green (1995)	1	0	0	0	0	0	19th (1995)
Brigham Young (1982-83-84-85-86-89-90-91-92-93-94-95-96-97-98-99-2000-01-02)	19	4	2	1	1	0	1st (1997-99-2001-02)
Brown (1999-2000-01)	3	0	0	0	0	0	9th (1999)
Bucknell (1999)	1	0	0	0	0	0	24th (1999)
California (1984-88)	2	0	0	0	0	0	9th (1988)
UC Irvine (1983-87-89-90)	4	0	0	0	1	0	4th (1990)
Clemson (1981-82-83-84-85-86-87-89-90-93)	10	0	0	1	0	3	3rd (1990)
Colorado (1986-87-92-93-94-95-96-97-98-99-2000-01-02)	13	1	1	1	2	1	1st (2000)
Colorado St. (1996-97-98-2000-01)	5	0	0	0	0	0	12th (1997)
Columbia (2000-01-02)	3	0	0	0	0	0	11th (2002)
Cornell (1990-91-92-93-98-2001)	6	0	0	0	3	0	4th (1991-92-93)
Dartmouth (1988-89-92-93-94-95-96-97-2001)	9	0	0	0	1	1	4th (1997)
Duke (1999-2000-02)	3	0	0	0	0	0	17th (2002)
Eastern Mich. (1996)	1	0	0	0	0	0	22nd (1996)
Florida (1994-95-97-98-99)	5	0	0	0	0	0	16th (1997)
Florida St. (2002)	1	0	0	0	0	0	T28th (2002)
Georgetown (1988-89-90-91-92-93-94-95-96-97-98-99-2000-01-02)	15	0	0	3	3	1	3rd (1992-93-2001)
Georgia (1990-91-97)	3	0	0	0	0	0	9th (1990)
Georgia Tech (2000-01)	2	0	0	0	0	0	26th (2001)
Harvard (1982-83)	2	0	0	0	1	0	4th (1982)
Houston (1981-83-84)	3	0	0	0	0	0	10th (1984)
Indiana (1988-89-90-2002)	4	0	0	0	0	0	6th (1988)
Iowa (1986-89-90-91-92)	5	0	0	0	0	0	8th (1989)
Iowa St. (1982-83-85-90-95-96)	6	0	1	0	0	0	2nd (1985)
Kansas (1993-94)	2	0	0	0	0	0	18th (1994)
Kansas St. (1982-84-85-86-87-89-90-91-92-98-99-2000)	12	0	0	0	0	1	5th (1999)
Kentucky (1985-86-88-89)	4	1	1	1	1	0	1st (1988)
Marquette (2000-01-02)	3	0	0	0	0	0	15th (2001)
Michigan (1982-88-89-90-91-92-93-94-95-97-98-99-2000-02)	14	0	1	0	0	0	2nd (1994)
Michigan St. (1981-99-2001-02)	4	0	0	0	1	0	4th (1981)
Minnesota (1983-89-91-97-98-99-2000-01)	8	0	0	0	0	0	10th (1983)
Missouri (1981-84-95-96-97-98-99-2000-02)	9	0	0	0	0	0	7th (1984)
Montana St. (1995)	1	0	0	0	0	0	15th (1995)
Nebraska (1984-86-88-89-91-92-93-94-96-97-98-99)	12	0	0	2	0	0	3rd (1988-89)
New Hampshire (1981)	1	0	0	0	0	0	12th (1981)
New Mexico (1981-85)	2	0	0	0	0	0	11th (1981)
North Carolina (1983-93-96-98-99-2000-01-02)	8	0	0	0	0	0	6th (1999)
North Carolina St. (1981-82-83-84-85-87-88-89-90-91-92-93-95-96-97-98-99-2000-01-02)	20	0	2	3	1	1	2nd (1987-2001)
Northern Ariz. (1987-88-89-90-91-92-96-98-99-2001-02)	11	0	0	1	0	0	3rd (1991)
Northwestern (1985-2002)	2	0	0	0	0	0	13th (1985)
Notre Dame (1993-99-2001-02)	4	0	0	1	0	0	3rd (2002)
Oklahoma St. (1988-89-98-2001)	4	0	0	0	0	1	5th (1989)
Oregon (1981-82-83-84-85-86-87-88-90-91-92-93-94-95-97-98-99-2000)	18	2	2	1	2	3	1st (1983-87)
Penn St. (1981-82-83-84-85-87-91-92-93-94-96-2002)	12	0	0	0	0	0	6th (1982-92)
Princeton (1982)	1	0	0	0	0	0	15th (1982)
Providence (1989-90-91-92-93-94-95-96-97-98-99-2000-01-02)	14	1	1	0	0	3	1st (1995)
Rice (1987-93)	2	0	0	0	0	0	15th (1987)
San Diego St. (1981)	1	0	0	0	0	0	7th (1981)
South Fla. (1998-99-2000-01)	4	0	0	0	0	0	26th (1999)
Southern Methodist (1995)	1	0	0	0	0	0	17th (1995)
Stanford (1981-82-83-84-86-93-94-95-96-97-98-99-2000-01-02)	15	1	5	4	0	1	1st (1996)
Tennessee (1982-83-89-90-98-2002)	6	0	0	0	1	0	4th (1983)
Texas (1985-86-87-88-89-98-99-2001-02)	9	1	0	0	1	1	1st (1986)

Team (Years Participated)	Yrs.	1st	2nd	3rd	4th	5th	Best Finish (Year[s])
Texas A&M (2000)	1	0	0	0	0	0	18th (2000)
UTEP (1987)	1	0	0	0	0	1	5th (1987)
Texas-San Antonio (1996)	1	0	0	0	0	0	19th (1996)
UCLA (1985-86-88-98-99-2001-02)	7	0	0	0	0	0	6th (1985)
Villanova (1983-84-85-86-89-90-91-92-93-94-95-96-98-99-2000-01-02)	17	7	1	1	0	0	1st (1989-90-91-92-93-94-98)
Virginia (1981-82-91-93-2001-02)	6	2	0	0	0	0	1st (1981-82)
Wake Forest (1987-92-94-97-98-2000-02)	7	0	0	0	0	0	9th (2002)
Washington (1982-89-92-94-95-97-98-99-2000-01-02)	11	0	0	0	0	0	9th (1998)
Washington St. (1983-85)	2	0	0	0	0	0	T7th (1985)
Weber St. (1991-2000)	2	0	0	0	0	0	21st (1991)
West Virginia (1997-2000)	2	0	0	0	0	0	20th (1997)
William & Mary (1990-92-96-98-2002)	5	0	0	0	0	0	10th (1998)
Wisconsin (1982-83-84-85-86-87-88-90-91-92-94-95-96-97-98-99-2000-02)	18	2	1	0	1	3	1st (1984-85)
Yale (1986-87-88-89-90-2000-01)	7	0	0	1	0	0	3rd (1987)

All-Time Team Results

1981: 1. Virginia, 36; 2. Oregon, 83; 3. Stanford, 105; 4. Michigan St., 122; 5. North Carolina St., 123; 6. Clemson, 152; 7. San Diego St., 169; 8. Arizona, 182; 9. Missouri, 234; 10. Penn St., 249; 11. New Mexico, 284; 12. New Hampshire, 322; 13. Houston, 386.

1982: 1. Virginia, 48; 2. Stanford, 91; 3. Oregon, 155; 4. Harvard, 167; 5. Clemson, 171; 6. Penn St., 193; 7. North Carolina St., 195; 8. Michigan, 202; 9. Iowa St., 207; 10. Wisconsin, 211; 11. Brigham Young, 244; 12. Tennessee, 262; 13. Kansas St., 270; 14. Washington, 278; 15. Princeton, 348; 16. Arkansas, 424.

1983: 1. Oregon, 95; 2. Stanford, 98; 3. North Carolina St., 99; 4. Tennessee, 103; 5. Wisconsin, 107; 6. Iowa St., 137; 7. Clemson, 183; 8. North Carolina, 204; 9. Brigham Young, 214; 10. Minnesota, 244; 11. Houston, 298; 12. Penn St., 304; 13. Harvard, 306; 14. Villanova, 337; 15. Washington St., 347; 16. UC Irvine, 390.

1984: 1. Wisconsin, 63; 2. Stanford, 89; 3. North Carolina St., 99; 4. Oregon, 119; 5. Clemson, 173; 6. Brigham Young, 222; 7. Missouri, 223; 8. Kansas St., 242; 9. Villanova, 256; 10. Houston, 261; 11. Nebraska, 268; 12. Alabama, 269; 13. Arkansas, 273; 14. Penn St., 305; 15. California, 323; 16. Boston College, 343.

1985: 1. Wisconsin, 58; 2. Iowa St., 98; 3. North Carolina St., 103; 4. Kentucky, 118; 5. Texas, 143; 6. UCLA, 200; 7. (tie) Kansas St. and Washington St., 227; 9. Brigham Young, 244; 10. Penn St., 253; 11. Oregon, 264; 12. Boston College, 284; 13. Northwestern, 292; 14. New Mexico, 296; 15. Clemson, 303; 16. Villanova, 341.

1986: 1. Texas, 62; 2. Wisconsin, 64; 3. Kentucky, 159; 4. Oregon, 167; 5. Clemson, 171; 6. Colorado, 186; 7. Yale, 201; 8. Brigham Young, 203; 9. Kansas St., 205; 10. Arkansas, 214; 11. UCLA, 226; 12. Nebraska, 245; 13. (tie) Iowa and Villanova, 279; 15. Stanford, 314.

1987: 1. Oregon, 97; 2. North Carolina St., 99; 3. Yale, 115; 4. Texas, 141; 5. UTEP, 147; 6. Alabama, 161; 7. Wisconsin, 189; 8. UC Irvine, 213; 9. Arkansas, 214; 10. Wake Forest, 224; 11. Northern Ariz., 226; 12. Colorado, 245; 13. Clemson, 259; 14. Penn St., 300; 15. Rice, 367; 16. Kansas St., 400.

1988: 1. Kentucky, 75; 2. Oregon, 128; 3. Nebraska, 142; 4. North Carolina St., 143; 5. Wisconsin, 172; 6. Indiana, 175; 7. Michigan, 184; 8. Yale, 201; 9. California, 236; 10. Georgetown, 238; 11. Oklahoma St., 258; 12. Dartmouth, 272; 13. UCLA, 273; 14. Northern Ariz., 291; 15. Arkansas, 299; 16. Texas, 324.

1989: 1. Villanova, 99; 2. Kentucky, 168; 3. Nebraska, 186; 4. Georgetown, 193; 5. Oklahoma St., 205; 6. Tennessee, 227; 7. Clemson, 238; 8. Iowa, 249; 9. Indiana, 267; 10. (tie) UC Irvine and Providence, 279; 12. Washington, 286; 13. Northern Ariz., 293; 14. North Carolina St., 297; 15. Michigan, 350; 16. Brigham Young, 356; 17. Yale, 358; 18. Dartmouth, 390; 19. Texas, 414; 20. Kansas St., 419; 21. Minnesota, 441; 22. Baylor, 472.

1990: 1. Villanova, 82; 2. Providence, 172; 3. Clemson, 204; 4. UC Irvine, 210; 5. Oregon, 221; 6. Arkansas, 224; 7. Georgetown, 234; 8. Brigham Young, 250; 9. Georgia, 264; 10. Wisconsin, 266; 11. North Carolina St., 278; 12. Tennessee, 303; 13. Indiana, 314; 14. (tie) Iowa St. and Northern Ariz., 318; 16. Cornell, 327; 17. Michigan, 335; 18. Baylor, 361; 19. Iowa, 411; 20. (tie) Kansas St. and William & Mary, 434; 22. Yale, 525.

1991: 1. Villanova, 85; 2. Arkansas, 168; 3. Northern Ariz., 184; 4. Cornell, 189; 5. Oregon, 191; 6. (tie) Georgetown and Wisconsin, 193; 8. North Carolina St., 202; 9. Providence, 212; 10. Baylor, 258; 11. Arizona, 294; 12. Nebraska, 314; 13. Penn St., 328; 14. Michigan, 329; 15. Brigham Young, 330; 16. Iowa, 342; 17. Minnesota, 363; 18. Virginia, 418; 19. Boston College, 425; 20. Georgia, 455; 21. Weber St., 461; 22. Kansas St., 605.

1992: 1. Villanova, 123; 2. Arkansas, 130; 3. Georgetown, 131; 4. Cornell, 167; 5. Providence, 172; 6. (tie) Penn St. and Wisconsin, 179; 8. Michigan, 186; 9. Northern Ariz., 267; 10. Brigham Young, 285; 11. North Carolina St., 331; 12. Washington, 334; 13. Iowa, 340; 14. Arizona, 360; 15. Oregon, 372; 16. William & Mary, 385; 17. Baylor, 390; 18. Nebraska, 394; 19. Wake Forest, 426; 20. Colorado, 454; 21. Kansas St., 489; 22. Dartmouth, 569.

1993: 1. Villanova, 66; 2. Arkansas, 71; 3. Georgetown, 199; 4. Cornell, 205; 5. Providence, 213; 6. Michigan, 224; 7. Penn St., 226; 8. Oregon, 238; 9. North Carolina St., 240; 10. Brigham Young, 265; 11. Stanford, 286; 12. Arizona, 311; 13. (tie) Alabama and Colorado, 326; 15. Notre Dame, 331; 16. Clemson, 346; 17. Virginia, 380; 18. Dartmouth, 383; 19. Rice, 393; 20. Nebraska, 421; 21. North Carolina, 465; 22. Kansas, 471.

1994: 1. Villanova, 75; 2. Michigan, 108; 3. Arkansas, 110; 4. Colorado, 126; 5. Providence, 154; 6. Georgetown, 195; 7. Stanford, 198; 8. Wisconsin, 233; 9. Penn St., 250; 10. Arizona, 273; 11. Brigham Young, 307; 12. Wake Forest, 308; 13. Oregon, 349; 14. Alabama, 367; 15. Washington, 370; 16. Nebraska, 412; 17. Auburn, 429; 18. Kansas, 480; 19. Dartmouth, 484; 20. Florida, 486; 21. Boston College, 500; 22. Baylor, 517.

1995: 1. Providence, 88; 2. Colorado, 123; 3. Villanova, 151; 4. Brigham Young, 164; 5. Oregon, 174; 6. Arizona, 186; 7. Michigan, 199; 8. Georgetown, 228; 9. Stanford, 235; 10. Wisconsin, 255; 11. Dartmouth, 257; 12. Arkansas, 324; 13. Auburn, 335; 14. Washington, 347; 15. Montana St., 379; 16. North Carolina St., 381; 17. Southern Methodist, 387; 18. Florida, 398; 19. Bowling Green, 423; 20. Iowa St., 478; 21. Boston College, 479; 22. Missouri, 495.

1996: 1. Stanford, 101; 2. Villanova, 106; 3. Brigham Young 136; 4. Colorado, 145; 5. Dartmouth, 211; 6. Arizona, 214; 7. Providence, 219; 8. Wisconsin, 226; 9. Georgetown, 247; 10. Northern Ariz., 261; 11. Penn St., 270; 12. Boston College, 289; 13. North Carolina St., 311; 14. Arkansas, 347; 15. North Carolina, 349; 16. Colorado St., 381; 17. William & Mary, 416; 18. Iowa St., 422; 19. Texas-San Antonio, 439; 20. Nebraska, 449; 21. Missouri, 478; 22. Eastern Mich., 525.

1997: 1. Brigham Young, 100; 2. Stanford, 102; 3. Colorado, 178; 4. Dartmouth, 205; 5. Wisconsin, 227; 6. Providence, 230; 7. Michigan, 232; 8. Oregon, 234; 9. Boston College, 240; 10. Georgetown, 256; 11. North Carolina St., 262; 12. Colorado St., 279; 13. Arkansas, 311; 14. Washington, 341; 15. Missouri, 382; 16. Florida, 386; 17. Wake Forest, 393; 18. Baylor, 411; 19. Nebraska, 457; 20. West Virginia, 485; 21. Minnesota, 493; 22. Georgia, 518.

1998: 1. Villanova, 106; 2. Brigham Young, 110; 3. Stanford, 111; 4. Georgetown, 199; 5. Wisconsin, 233; 6. Arkansas, 311; 7. Colorado, 332; 8. Baylor, 351; 9. Washington, 363; 10. William & Mary, 374; 11. Michigan, 380; 12. Oregon, 384; 13. Kansas St., 385; 14. Providence, 386; 15. Wake Forest, 388; 16. Arizona, 397; 17. Northern Ariz., 423; 18. North Carolina, 424; 19. North Carolina St., 455; 20. Oklahoma St., 462; 21. Missouri, 493; 22. Florida, 531; 23. (tie) Arizona St. and Nebraska, 534; 25. Colorado St., 535; 26. Minnesota, 559; 27. South Fla., 561; 28. UCLA, 574; 29. Texas, 584; 30. Cornell, 590; 31. Tennessee, 640.

1999: 1. Brigham Young, 72; 2. Arkansas, 125; 3. Stanford, 127; 4. Wisconsin, 185; 5. Kansas St., 232; 6. North Carolina, 294; 7. Georgetown, 321; 8. Colorado, 351; 9. Brown, 354; 10. Providence, 368; 11. Northern Ariz., 381; 12. Arizona St., 385; 13. Washington, 403; 14. Michigan St., 411; 15. Michigan, 416; 16. Nebraska, 430; 17. Minnesota, 434; 18. Boston U., 436; 19. (tie) North Carolina St. and Oregon, 460; 21. Villanova, 462; 22. Texas, 472; 23. Missouri, 480; 24. Bucknell, 546; 25. Duke, 572; 26. South Fla., 575; 27. Arizona, 608; 28. Boston College, 622; 29. Notre Dame, 626; 30. UCLA, 631; 31. Florida, 676.

2000: 1. Colorado, 117; 2. Brigham Young, 167; 3. Stanford, 198; 4. Boston College, 214; 5. Georgetown, 247; 6. Arizona St., 266; 7. Yale, 285; 8. Wisconsin, 298; 9. Providence, 310; 10. Kansas St., 325; 11. North Carolina St., 336; 12. North Carolina, 338; 13. Arkansas, 365; 14. Michigan, 381; 15. Brown, 405; 16. Missouri, 414; 17. Colorado St., 437; 18. Texas A&M, 447; 19. Arizona, 476; 20. Villanova, 482; 21. West Virginia, 491; 22. Weber St., 505; 23. Washington, 521; 24. Duke, 539; 25. Columbia, 560; 26. Minnesota, 573; 27. Marquette, 589; 28. Oregon, 619; 29. Wake Forest, 651; 30. South Fla., 682; 31. Georgia Tech, 742.

2001: 1. Brigham Young, 62; 2. North Carolina St., 148; 3. Georgetown, 180; 4. Arizona, 194; 5. Stanford, 206; 6. Boston College, 232; 7. North Carolina, 239; 8. Colorado, 240; 9. Virginia, 303; 10. Providence, 337; 11. Michigan St., 353; 12. Northern Ariz., 367; 13. Yale, 423; 14. Washington, 425; 15. Marquette, 437; 16. Boston U., 454; 17. Arkansas, 460; 18. Oklahoma St., 482; 19. Notre Dame, 509; 20. Colorado St., 529; 21. UCLA, 539; 22. Columbia, 553; 23. Arizona St., 554; 24. Villanova, 560; 25. Minnesota, 582; 26. Georgia Tech, 583; 27. Brown, 592; 28. Texas, 620; 29. Dartmouth, 636; 30. Cornell, 653; 31. South Fla., 662.

2002: Brigham Young, 85; 2. Stanford, 113; 3. Notre Dame, 170; 4. Georgetown, 214; 5. Colorado, 220; 6. Providence, 235; 7. Arkansas, 251; 8. Villanova, 256; 9. Wake Forest, 328; 10. Northern Ariz., 333; 11. Columbia, 341; 12. Michigan St., 365; 13. North Carolina St., 404; 14. Indiana, 423; 15. Michigan, 430; 16. Missouri, 437; 17. Duke, 475; 18. Marquette, 485; 19. Wisconsin, 488; 20. Virginia, 510; 21. North Carolina, 517; 22. Texas, 529; 23. (tie) Arizona St. and William & Mary, 549; 25. (tie) Penn St. and UCLA, 568; 27. Ball St., 612; 28. (tie) Florida St. and Tennessee, 657; 30. Northwestern, 661; 31. Washington, 699.

Cross Country

DIVISION II

Photo by Stephen Nowland/NCAA Photos

Rebekah Mackie was the first of four top-10 finishers for team champion Western State, placing third.

2002 Championships

Edited by: Scott Deitch.

Highlights

Mountaineers Make it Three Straight Titles: Western State withstood a one-two finish by Adams State student-athletes to win its third consecutive team title November 23 at Ashland.

The Mountaineers finished with 43 points to edge Adams State by three points. The margin of victory was the second smallest in the 22-year history of the event. Cal Poly slipped by Air Force by two points in 1988.

Amber Klein and Zoila Gomez secured the top two spots for Adams State. Klein covered the soggy 6,000-meter course in 20:54.5, with Gomez next at 21:09.2.

Rebekah Mackie then led a group of three Western State runners across the finish line. Mackie's third-place effort was followed by teammates Alisha Williams in fourth and defending individual champion Hannah Lawrence in fifth.

Western State continued its streak of finishing in the top three all 11 years since it joined the NCAA, and Adams State recorded its 10th first- or second-place finish in its 11-year NCAA history.

For more, see the December 9, 2002, issue of The NCAA News at www.ncaa.org on the World Wide Web.

TEAM STANDINGS

1. *Western St.	43
2. Adams St.	46
3. Grand Valley St.	97
4. Northern Mich.	129
5. Cal St. Chico	241
6. North Fla.	248
7. South Dakota St.	249
8. Kennesaw St.	255
9. Wayne St. (Mich.)	274
10. UC Davis	287
11. UC-Colo. Spgs.	291
12. Indiana (Pa.)	292
13. Pittsburg St.	315
14. Southern Ind.	346
15. Wis.-Parkside	369
16. Neb.-Omaha	400
17. UC San Diego	421
Edinboro	421
19. Central Mo. St.	469
20. Clarion	504
21. Adelphi	606
22. Stonehill	612
23. Carson-Newman	714

**Team Places: Rebekah Mackie 3, Alisha Williams 4, Hannah Lawrence 5, Lisa Blomme 7, Kristin Toney 24.*

INDIVIDUAL RESULTS

1. Amber Klein, Adams St., 20:54.5; 2. Zoila Gomez, Adams St., 21:09.2; 3. Rebekah Mackie, Western St., 21:28.6; 4. Alisha Williams, Western St., 21:37.9; 5. Hannah Lawrence, Western St., 21:40.1; 6. Miranda Ernst, Northern Colo., 21:56.1; 7. Marjo Venalainen, Kennesaw St., 22:00.7; 8. Lisa Blomme, Western St., 22:03.5; 9. Kim Lorimer, Adams St., 22:07.0; 10. Annmarie Housen, Cal St. Los Angeles, 22:17.9.

11. Sara Raschiatore, Indiana (Pa.), 22:23.4; 12. Shelly Vickery, Wayne St. (Mich.), 22:23.9; 13. Kadri Kelve, Emporia St., 22:24.5; 14. Shannon Antvelink, Grand Valley St., 22:25.3; 15. Janet Kogo, Harding, 22:25.5; 16. Caitlin Compton, Northern Mich., 22:27.0; 17. Romy Krueger, North Fla., 22:29.9; 18. Sheena Dauer, South Dakota St., 22:31.3; 19. Audrey Sung, UC San Diego, 22:31.8; 20. Alicia Torres, Adams St., 22:34.3.

21. Natalie Ewing, Grand Valley St., 22:36.9; 22. Xaila Laursen, North Fla., 22:37.1; 23. Emily Mortensen, Adams St., 22:37.3; 24. Carolyn Orsua, North Dakota, 22:41.8; 25. Hanna Haavikko, Harding, 22:43.8; 26. Nicole Sharp, Tarleton St., 22:44.4; 27. Carissa VanGundy, Pittsburg St., 22:47.6; 28. Tara Griffin, Ashland, 22:48.0; 29. Kara Egan, Grand Valley St., 22:48.7; 30. Jordan Seethaler, Northern Mich., 22:48.9.

31. Jeannette Seckinger, Grand Valley St., 22:50.3; 32. Kristin Toney, Western St., 22:54.0; 33. Krista O'Dell, Grand Valley St., 22:56.4; 34. Aubrey Smith, Northern Mich., 22:57.8; 35. Stephanie Bylander, Adams St., 22:58.4; 36. Nina Christensen, Hawaii Pacific, 22:59.3; 37. Sayuri Kusutani, Hawaii Pacific, 23:03.7; 38. Sarah Bouchard, Kennesaw St., 23:03.9; 39. Maren Shepherd, Western St., 23:04.4; 40. Margaret Pridgen, Cal St. Chico, 23:05.0.

41. Rebecca Winters, Grand Valley St., 23:05.1; 42. Jessica Pentz, Indiana (Pa.), 23:06.6; 43. Maria Stuber, Northern Mich., 23:07.3; 44. Mandi Long, Grand Valley St., 23:08.6; 45. Jenny Farmer, Southern Ind., 23:09.9; 46. Jennifer Lahr, Northern Mich., 23:11.9; 47. Lori Hubbart, Western St., 23:15.1; 48. Julia Downes, North Fla., 23:16.8; 49. Michelle Ellingson, Neb.-Omaha, 23:17.7; 50. Abbey Block, Pittsburg St., 23:20.1.

51. Robyn Stevens, Wis.-Parkside, 23:20.8; 52. Sopagna Eap, UC Davis, 23:21.1; 53. Sarah Vigil, UC-Colo. Spgs., 23:21.1; 54. Caitlin Lenehan, St. Anselm, 23:21.4; 55. Missy Lendl, Cal St. Chico, 23:24.2; 56. Erin Woolley, South Dakota St., 23:25.1; 57. Chelsea Smith, BYU-Hawaii, 23:26.0; 58. Laura Cherdack, UC Davis, 23:26.1; 59. Jennifer James, Cal St. Chico, 23:28.5; 60. Rebecca Bullard, Indiana (Pa.), 23:29.7.

61. Elizabeth Tanui, Kennesaw St., 23:29.8; 62. Rachel Campbell, Wayne St. (Mich.), 23:30.1; 63. Michaela Emick, UC-Colo. Spgs., 23:30.5; 64. Janna Weeden, Wis.-Parkside, 23:31.8; 65. Casey Schneider, Southern Ind., 23:32.5; 66. Amy Averill, Wayne St. (Mich.), 23:32.6; 67. Kelly Smith, UC-Colo. Spgs., 23:32.9; 68. Heather Cooksey, Southern Ind., 23:33.1; 69. Krystie Ratzlaff, South Dakota St., 23:34.0; 70. Danielle Kramer, Bloomsburg, 23:36.3.

71. Sarah Hallas, Cal St. Chico, 23:36.9; 72. Priscilla Moreno, UC Davis, 23:37.3; 73. Alyssa Ruedebusch, South Dakota St., 23:37.9; 74. Lisa Gallagher, Edinboro, 23:38.6; 75. Katie Lee, Cal St. Chico, 23:39.6; 76. Tina Gray, UC-Colo. Spgs., 23:40.3; 77. Jasmine Green, Cal St. Chico, 23:41.8; 78. Kelly Richards, Edinboro, 23:42.3; 79. Michelle Solone, UC Davis, 23:43.9; 80. Justine Nahimana, Abilene Christian, 23:44.1.

81. Angie Waters, Abilene Christian, 23:46.8; 82. Margaret Mohr, Pittsburg St., 23:47.1; 83. Katherine Huemmer, Northern Mich., 23:48.3; 84. Jessica Steck, Indiana (Pa.), 23:48.6; 85. Kirsten Hasemeier, Central Mo. St., 23:50.0; 86. Julie Nemergut, Edinboro, 23:51.9; 87. Erin Enright, Wis.-Parkside, 23:52.3; 88. Megan Poppens, South Dakota St., 23:52.9; 89. Mae Anna Glenn, UC Davis, 23:54.0; 90. Megan Noonan, Pittsburg St., 23:54.5.

91. Stephanie Sayler, Wayne St. (Mich.), 23:54.7; 92. Bridget Stephenson, Neb.-Omaha, 23:54.8; 93. Melissa Trewilliger, Clarion, 23:55.0; 94. Megan Lund, UC-Colo. Spgs., 23:57.5; 95. Charity Learn, Mansfield, 23:58.9; 96. Jennifer Ford, North Fla., 24:00.1; 97. Alexandra Jo, Kennesaw St., 24:01.1; 98. Kristin Anderson, Central Mo. St., 24:01.5; 99. Stephanie Henderson, Adelphi, 24:01.7; 100. Jenny Furlong, Wayne St. (Mich.), 24:02.9.

101. Tami Kochen, Northern Mich., 24:03.5; 102. Lillian

Gardiner, UC San Diego, 24:04.4; 103. Darcy Preston, Neb.-Omaha, 24:05.0; 104. Jessica Krantz, Wis.-Parkside, 24:07.6; 105. Eva Gut, UC Davis, 24:08.8; 106. Stacy Mark, Mars Hill, 24:10.0; 107. Magdalena Polko, Kennesaw St., 24:11.5; 108. Heidi Johnson, Hillsdale, 24:11.6; 109. Melissa Moncion, Wayne St. (Mich.), 24:12.1; 110. Ashley Lucas, Central Mo. St., 24:12.6.

111. Erin Foss, South Dakota St., 24:14.0; 112. Erin O'Donnell, UC San Diego, 24:14.2; 113. Kellie Ryan, Neb.-Omaha, 24:15.1; 114. Lindsey Roberts, Edinboro, 24:16.5; 115. Evelyn Abiolia, Clarion, 24:18.3; 116. Laura Magee, North Fla., 24:19.1; 117. Laura Helhowski, Southern Ind., 24:19.8; 118. Molly Miller, Neb.-Omaha, 24:20.6; 119. Cassie Bartelt, Southern Ind., 24:22.0; 120. Bridget Sardo, Clarion, 24:25.2.

121. Katie DiPietro, Adelphi, 24:25.8; 122. Cristina Scranton, Stonehill, 24:26.5; 123. Sunny Hipple, Southern Ind., 24:26.8; 124. Bethany Detrick, Central Mo. St., 24:28.1; 125. Lyndsey Kuehn, Cal St. Chico, 24:29.0; 126. Jennifer Sauceman, Carson-Newman, 24:29.6; 127. Jen Boerner, Clarion, 24:30.0; 128. Mimi Hodgins, UC San Diego, 24:30.1; 129. Nicole Posey, North Fla., 24:30.4; 130. Abby Onelio, Pittsburg St., 24:31.2.

131. Lindsay Stalker, UC San Diego, 24:31.6; 132. Beth Schultz, Mount Olive, 24:32.9; 133. Anna Beck, Clarion, 24:33.7; 134. Lindsay De Witt, Wis.-Parkside, 24:34.5; 135. Alicia Alford, Central Mo. St., 24:35.1; 136. Jennifer Teahan, Stonehill, 24:35.1; 137. Chelsey Cerrillo, UC-Colo. Spgs., 24:37.2; 138. Jessica Neu, UC Davis, 24:38.1; 139. Sara Kofoed, North Fla., 24:38.6; 140. Lydia Flora, Southern Ind., 24:40.0.

141. Kyle Hutsey, Pittsburg St., 24:40.5; 142. Dianna Chivakos, Stonehill, 24:41.9; 143. Katherine Tornberg, South Dakota St., 24:42.7; 144. Christina Seremetis, Stonehill, 24:43.3; 145. Katie Donahue, Edinboro, 24:43.8; 146. Katie Jarzab, Clarion, 24:44.4; 147. Lexie Burrows, Wis.-Parkside, 24:45.0; 148. Megan Cox, Pittsburg St., 24:45.5; 149. Nancy Xavier, Adelphi, 24:46.2; 150. Sarah Zeisler, Neb.-Omaha, 24:47.0.

151. Meghan Bellotti, UC San Diego, 24:47.6; 152. Meaghan Strong, Indiana (Pa.), 24:48.3; 153. Kara Cross, UC San Diego, 24:48.3; 154. Genise Green, Edinboro, 24:49.7; 155. Melanie Hill, Central Mo. St., 24:49.8; 156. Erica Foltz, Central Mo. St., 24:56.7; 157. Erin Conley, Stonehill, 24:57.8; 158. Kimberly Nolan, Stonehill, 25:01.5; 159. Jennifer Locke, Indiana (Pa.), 25:05.4; 160. Alethia Ali, Adelphi, 25:10.0.

161. Anne Favolise, Wis.-Parkside, 25:10.9; 162. Kate Szafran, Clarion, 25:11.6; 163. Ashley Smoak, Anderson (S.C.), 25:30.3; 164. Tanith Forrester, Presbyterian, 25:35.8; 165. Sarah Cowhick, UC-Colo. Spgs., 25:39.7; 166. Sarah Zazzaro, Adelphi, 25:40.5; 167. Sarah Wygant, Indiana (Pa.), 25:42.0; 168. Tina Schowiak, Carson-Newman, 25:42.1; 169. Rachel Retallick, Mars Hill, 25:45.9; 170. Angela Brown, Southern Conn. St., 25:51.7.

171. Lynn Moore, Wayne St. (Mich.), 25:59.3; 172. Edith Taylor, Carson-Newman, 26:02.1; 173. Margaux Cowan-Banker, Carson-Newman, 26:08.9; 174. Deanna Bailey, Neb.-Omaha, 26:21.3; 175. Jessica Brown, Carson-Newman, 26:32.8; 176. Diane Buonpane, Adelphi, 26:40.9; 177. Katie McGrath, Adelphi, 27:04.6; 178. Tabatha Lee, Mars Hill, 27:07.6; 179. Greta Statler 636 Mars Hill, 27:49.5; 180. Julie Drake, Kennesaw St., 28:14.8.

181. Elizabeth Jamison, Mars Hill, 28:19.8; 182. Robin Anderson, Mars Hill, 28:40.1; 183. Sara Beth Henderson, Carson-Newman, 29:02.2; 184. Chelsea Haines, Mars Hill, 30:40.9.

History

Team Results

Year	Champion	Coach	Points	Runner-Up	Points	Host or Site
1981	South Dakota St.	Scott Underwood	26	Cal Poly	49	Southeast Mo. St.
1982	Cal Poly	Lance Harter	32	South Dakota St.	45	St. Cloud St.
1983	Cal Poly	Lance Harter	48	Holy Cross	92	Wis.-Parkside
1984	Cal Poly	Lance Harter	32	South Dakota St.	107	Mississippi Col.
1985	Cal Poly	Lance Harter	30	Cal St. Northridge	86	East Stroudsburg
1986	Cal Poly	Lance Harter	39	Cal St. Northridge	93	UC Riverside
1987	Cal Poly	Lance Harter	53	Cal St. Los Angeles	84	Southern Ind.
1988	Cal Poly	Lance Harter	49	Air Force	51	Mississippi Col.
1989	Cal Poly	Lance Harter	34	Air Force	67	East Stroudsburg
1990	Cal Poly	Deanne Johnson	61	Air Force	78	Humboldt St.
1991	Cal Poly	Deanne Johnson	60	UC Davis	93	SIU-Edwardsville
1992	Adams St.	Damon Martin	64	Western St.	99	Slippery Rock
1993	Adams St.	Damon Martin	75	Cal Poly	106	UC Riverside
1994	Adams St.	Damon Martin	47	Western St.	55	Neb.-Kearney
1995	Adams St.	Damon Martin	62	Abilene Christian	143	S.C.-Spartanburg
1996	Adams St.	Damon Martin	35	Western St.	94	Humboldt St.
1997	Adams St.	Damon Martin	37	Lewis	106	Wis.-Parkside
				Western St.	106	
1998	Adams St.	Damon Martin	56	Western St.	79	Kansas
1999	Adams St.	Damon Martin	23	Western St.	47	Mo. Southern St.
2000	Western St.	Duane Vandenbusche	38	North Dakota	131	Cal Poly Pomona
2001	Western St.	Duane Vandenbusche	46	Adams St.	55	Slippery Rock
2002	Western St.	Duane Vandenbusche	43	Adams St.	46	Ashland

TEAM CHAMPIONSHIPS

Cal Poly 10, Adams St. 8, Western St. 3, South Dakota St. 1.

INDIVIDUAL CHAMPIONSHIPS

Cal Poly 4, Western St. 4, Adams St. 3, Kennesaw St. 2, Pittsburg St. 2, Southeast Mo. St. 2, Air Force, Cal St. Los Angeles, Cal St. Northridge, Lewis, Seattle Pacific, 1 each.

Championships Records

TEAM SCORE

23—Adams St. (Kim Bosen 1, Sarah Parkey 2, Cory Chastain 4, Melissa Bouren 6, Esther Hartsky 10), 1999.

INDIVIDUAL TITLES

2—Amy Harper, Cal Poly, 1982-83; Christie Allen, Pittsburg St., 1991-92; Elva Dryer, Western St., 1992-93; Marjo Venalainen, Kennesaw St., 1999-00.

Individual Champions

1981 Eileen Kraemer, Cal Poly, 17:41
1982 Amy Harper, Cal Poly, 21:13.6
1983 Amy Harper, Cal Poly, 17:10
1984 Christine Ridenour, Southeast Mo. St., 16:53.2
1985 Bente Moe, Seattle Pacific, 17:42.20
1986 Gladees Prieur, Cal Poly, 16:43
1987 Sylvia Mosqueda, Cal St. Los Angeles, 16:57
1988 Laura Byrne, Southeast Mo. St., 16:56.8
1989 Darcy Arreola, Cal St. Northridge, 17:14.2
1990 Callie Calhoun, Air Force, 16:56.6
1991 Christie Allen, Pittsburg St., 18:04
1992 Christie Allen, Pittsburg St., 18:18
1993 Elva Dryer, Western St., 17:34.4
1994 Elva Dryer, Western St., 17:20.9
1995 Tumaini Urio, Western St., 16:54.85
1996 Denise Summers, Adams St., 17:46.8
1997 Kasia Arient, Lewis, 17:31.2
1998 Kimberly Bugg, Adams St., 21:43.0
1999 Marjo Venalainen, Kennesaw St., 20:48.2
2000 Marjo Venalainen, Kennesaw St., 21:33.6
2001 Hannah Lawrence, Western St., 21:24.7
2002 Amber Klein, Adams St., 20:54.5

Race Distance 1981-97: 5,000 meters; 1998-2002: 6,000 meters.

Team Finishes

Team (Years Participated)	Yrs.	1st	2nd	3rd	4th	5th	Best Finish (Year[s])
Abilene Christian (1982-93-94-95-96-97)	6	0	1	0	0	1	2nd (1995)
Adams St. (1992-93-94-95-96-97-98-99-2000-01-02)	11	8	2	0	0	1	1st (1992-93-94-95-96-97-98-99)
Adelphi (2001-02)	2	0	0	0	0	0	21st (2002)
Air Force (1982-83-86-87-88-89-90-92-93-94-95)	11	0	3	0	0	0	2nd (1988-89-90)
Angelo St. (1988-89-90-91-92-97)	6	0	0	0	0	0	11th (1988-89-90-91-92)
Army (1987-88)	2	0	0	0	0	0	6th (1987-88)
Ashland (1982-83-84-85-89-91-94-95)	8	0	0	0	0	0	7th (1991)
Augustana (S.D.) (1993-94-95)	3	0	0	0	0	0	9th (1993)
UC Davis (1981-82-83-84-85-86-87-88-89-90-91-92-93-94-95-96-97-98-99-2000-01-02)	22	0	1	5	3	1	2nd (1991)
UC Riverside (1984-91)	2	0	0	0	1	0	4th (1984)
UC San Diego (2002)	1	0	0	0	0	0	T17th (2002)
Cal Poly Pomona (1985)	1	0	0	0	0	0	7th (1985)
Cal Poly (1981-82-83-84-85-86-87-88-89-90-91-92-93)	13	10	2	1	0	0	1st (1982-83-84-85-86-87-88-89-90-91)
Cal St. Chico (1997-98-2000-01-02)	5	0	0	0	0	1	5th (2002)
Cal St. Hayward (1983)	1	0	0	0	1	0	3rd (1999)
*Cal St. Los Angeles (1987-88-89-90-92)	5	0	1	0	0	0	2nd (1987)
Cal St. Northridge (1981-82-85-86-87-88-89)	7	0	2	1	2	1	2nd (1985-86)
Carson-Newman (2000-01-02)	3	0	0	0	0	0	T23rd (2002)
Central Mo. St. (1993-2000-01-02)	4	0	0	0	0	0	13th (2001)
Central Wash. (1999-2000)	2	0	0	0	0	0	7th (2000)
Clarion (2002)	1	0	0	0	0	0	20th (2002)
UC-Colo. Spgs. (2000-02)	2	0	0	0	0	0	10th (2000)
East Stroudsburg (1999)	1	0	0	0	0	0	15th (1999)
Edinboro (1989-90-91-92-94-96-97-98-99-2000-01-02)	12	0	0	1	2	2	3rd (1999)
Ferris St. (1981-87)	2	0	0	0	0	0	8th (1981)
Florida Int'l (1981)	1	0	0	0	0	0	7th (1981)
Fla. Southern (1999-2001)	2	0	0	0	0	0	11th (1999)
Fort Hays St. (1994-96)	2	0	0	0	0	0	12th (1994)
Fort Lewis (1998)	1	0	0	0	0	0	17th (1998)
Grand Valley St. (1999-2001-02)	3	0	0	1	0	2	3rd (2002)
Harding (1999-2000-01)	3	0	0	0	0	0	12th (1999)
Hawaii-Hilo (1995)	1	0	0	0	0	0	11th (1995)
Hillsdale (1998-99-2000)	3	0	0	0	0	0	8th (1999)
Holy Cross (1982-83-84)	3	0	1	0	0	0	2nd (1983)
Humboldt St. (1994-95-96-2001)	4	0	0	0	0	0	6th (1994)
Indiana (Pa.) (1984-85-86-88-90-93-98-2001-02)	9	0	0	1	0	1	3rd (1985)
Indianapolis (2000)	1	0	0	0	0	0	18th (2000)
Kennesaw St. (1995-96-97-98-2002)	5	0	0	0	0	0	8th (2002)
Kutztown (2000-01)	2	0	0	0	0	0	19th (2000-01)
Lees-McRae (2001)	1	0	0	0	0	0	23rd (2001)
Lewis (1996-97)	2	0	1	1	0	0	2nd (1997)
Liberty (1985-86-87)	3	0	0	0	1	0	4th (1987)
Mars Hill (2000-02)	2	0	0	0	0	0	23rd (2000-02)
Millersville (1989-92-93-99)	4	0	0	0	0	0	7th (1989)
Minn. Duluth (1994)	1	0	0	0	0	0	16th (1994)
Minn. St. Mankato (1986-87-95)	3	0	0	1	2	0	3rd (1987)
Navy (1988-89-90)	3	0	0	0	2	1	4th (1988-90)
Neb.-Omaha (2002)	1	0	0	0	0	0	16th (2002)
North Dakota (1991-94-95-96-98-99-2000-01)	8	0	1	0	4	1	2nd (2000)
North Dakota St. (1983-84-85-86-91-92-93-94-95-97-98-99-2001)	13	0	0	0	2	1	4th (1991-92)
North Fla. (1993-94-95-96-99-2002)	6	0	0	0	0	0	6th (2002)
Northern Colo. (1997-98-2000-01)	4	0	0	0	0	0	6th (2000)
Northern Mich. (2000-01-02)	3	0	0	0	1	0	4th (2002)
Northwest Mo. St. (1996-97)	2	0	0	0	0	1	5th (1997)
Pittsburg St. (1992-2000-01-02)	4	0	0	0	0	0	7th (1992)
St. Cloud St. (1991)	1	0	0	0	0	0	9th (1991)
Seattle Pacific (1983-86-90-94-95-96-97-98-99)	9	0	0	2	0	0	3rd (1983-86)
Shippensburg (1996-97-98-99-2000)	5	0	0	1	0	0	3rd (1998)
Slippery Rock (1993-95)	2	0	0	0	0	0	7th (1995)
Sonoma St. (2001)	1	0	0	0	0	0	9th (2001)
Southern Conn. St. (2000)	1	0	0	0	0	0	22nd (2000)
South Dakota (1988-98-2001)	3	0	0	0	0	0	6th (1998)
South Dakota St. (1981-82-84-85-86-89-90-91-93-96-97-2000-02)	13	1	2	3	0	2	1st (1981)
Southeast Mo. St. (1981-83-84-86-87-88-90)	7	0	0	1	1	2	3rd (1984)
Southern Ind. (1997-98-99-2002)	4	0	0	0	0	0	8th (1998)
Springfield (1981-84-85-86-87-91)	6	0	0	0	0	1	5th (1986)
Stonehill (2000-01-02)	3	0	0	0	0	0	20th (2000-01)
Tex. A&M-Kingsville (1996)	1	0	0	0	0	0	17th (1996)
Troy St. (1982-83-84)	3	0	0	0	0	0	11th (1982-83-84)
Wayne St. (Mich.) (2002)	1	0	0	0	0	0	9th (2002)
West Chester (1982-83)	2	0	0	0	0	0	9th (1982-83)
West Ga. (1993-94-2000)	3	0	0	0	0	0	17th (1993-94)
Western St. (1992-93-94-95-96-97-98-99-2000-01-02)	11	3	6	2	0	0	1st (2000-01-02)
Wis.-Parkside (1982-85-93-95-96-97-98-2000-01-02)	10	0	0	0	0	2	5th (1982-95)

**Cal St. Los Angeles' participation in 1993 and 1994 championships vacated by NCAA Committee on Infractions.*

All-Time Team Results

1981: 1. South Dakota St., 26; 2. Cal Poly, 49; 3. Cal St. Northridge, 85; 4. UC Davis, 93; 5. Southeast Mo. St., 133; 6. Springfield, 183; 7. Florida Int'l, 212; 8. Ferris St., 215.

1982: 1. Cal Poly, 32; 2. South Dakota St., 45; 3. UC Davis, 82; 4. Cal St. Northridge, 161; 5. Wis.-Parkside, 168; 6. Air Force, 173; 7. Holy Cross, 178; 8. Ashland, 191; 9. West Chester, 201; 10. Abilene Christian, 205; 11. Troy St., 332.

1983: 1. Cal Poly, 48; 2. Holy Cross, 92; 3. Seattle Pacific, 110; 4. Cal St. Hayward, 117; 5. UC Davis, 134; 6. North Dakota St., 148; 7. Southeast Mo. St., 162; 8. Air Force, 176; 9. West Chester, 182; 10. Ashland, 212; 11. Troy St., 296.

1984: 1. Cal Poly, 32; 2. South Dakota St., 107; 3. Southeast Mo. St., 112; 4. UC Riverside, 116; 5. Indiana (Pa.), 119; 6. Holy Cross, 157; 7. North Dakota St., 168; 8. UC Davis, 178; 9. Ashland, 203; 10. Springfield, 227; 11. Troy St., 272.

1985: 1. Cal Poly, 30; 2. Cal St. Northridge, 86; 3. Indiana (Pa.), 89; 4. UC Davis, 127; 5. North Dakota St., 162; 6. South Dakota St., 179; 7. Cal Poly Pomona, 199; 8. Springfield, 206; 9. Ashland, 209; 10. Wis.-Parkside, 211; 11. Liberty, 224.

1986: 1. Cal Poly, 39; 2. Cal St. Northridge, 93; 3. Seattle Pacific, 99; 4. Minn. St. Mankato, 153; 5. Springfield, 169; 6. Southeast Mo. St., 170; 7. UC Davis, 173; 8. North Dakota St., 184; 9. Air Force, 198; 10. South Dakota St., 218; 11. Indiana (Pa.), 232; 12. Liberty, 252.

1987: 1. Cal Poly, 53; 2. Cal St. Los Angeles, 84; 3. Minn. St. Mankato, 119; 4. Liberty, 140; 5. Cal St. Northridge, 141; 6. Army, 144; 7. UC Davis, 148; 8. Springfield, 162; 9. Air Force, 190; 10. Southeast Mo. St., 222; 11. Ferris St., 235.

1988: 1. Cal Poly, 49; 2. Air Force, 51; 3. UC Davis, 113; 4. Navy, 124; 5. Southeast Mo. St., 153; 6. Army, 160; 7. Cal St. Los Angeles, 165; 8. South Dakota, 167; 9. Cal St. Northridge, 192; 10. Indiana (Pa.), 243; 11. Angelo St., 304.

1989: 1. Cal Poly, 34; 2. Air Force, 67; 3. South Dakota St., 108; 4. Cal St. Northridge, 121; 5. Navy, 141; 6. Cal St. Los Angeles, 161; 7. Millersville, 197; 8. Edinboro, 201; 9. Ashland, 206; 10. UC Davis, 208; 11. Angelo St., 276.

1990: 1. Cal Poly, 61; 2. Air Force, 78; 3. South Dakota St., 85; 4. (tie) Navy and Southeast Mo. St., 127; 6. UC Davis, 137; 7. Seattle Pacific, 165; 8. Edinboro, 166; 9. Indiana (Pa.), 188; 10. Cal St. Los Angeles, 219; 11. Angelo St., 305.

1991: 1. Cal Poly, 60; 2. UC Davis, 93; 3. South Dakota St., 105; 4. North Dakota St., 126; 5. North Dakota, 141; 6. Springfield, 146; 7. Ashland, 157; 8. Edinboro, 174; 9. St. Cloud St., 176; 10. UC Riverside, 185; 11. Angelo St., 285.

1992: 1. Adams St., 64; 2. Western St., 99; 3. Cal Poly, 101; 4. North Dakota St., 111; 5. Edinboro, 132; 6. Air Force, 149; 7. Pittsburg St., 169; 8. UC Davis, 182; 9. Cal St. Los Angeles, 186; 10. Millersville, 192; 11. Angelo St., 273.

1993: 1. Adams St., 75; 2. Cal Poly, 106; 3. Western St., 110; 4. *Cal St. Los Angeles, 131; 5. South Dakota St., 138; 6. Abilene Christian, 169; 7. UC Davis, 195; 8. North Dakota St., 197; 9. Augustana (S.D.), 202; 10. North Fla., 230; 11. Air Force, 265; 12. Wis.-Parkside, 300; 13. Slippery Rock, 310; 14. Indiana (Pa.), 347; 15. Millersville, 352; 16. Central Mo. St., 373; 17. West Ga., 489.

**Cal St. Los Angeles' participation in championships vacated by NCAA Committee on Infractions.*

1994: 1. Adams St., 47; 2. Western St., 55; 3. UC Davis, 171; 4. North Dakota, 173; 5. Abilene Christian, 205; 6. Humboldt St., 217; 7. *Cal St. Los Angeles, 234; 8. North Dakota St., 237; 9. Ashland, 239; 10. Augustana (S.D.), 246; 11. North Fla., 263; 12. Fort Hays St., 264; 13. Seattle Pacific, 272; 14. Air Force, 275; 15. Edinboro, 303; 16. Minn. Duluth, 313; 17. West Ga., 506.

**Cal St. Los Angeles' participation in championships vacated by NCAA Committee on Infractions.*

1995: 1. Adams St., 62; 2. Abilene Christian, 143; 3. Western St., 147; 4. Minn. St. Mankato, 161; 5. Wis.-Parkside, 163; 6. Air Force, 184; 7. Slippery Rock, 189; 8. (tie) Ashland and North Fla., 237; 10. UC Davis, 274; 11. Hawaii-Hilo, 281; 12. Augustana (S.D.), 295; 13. North Dakota, 299; 14. Seattle Pacific, 306; 15. Kennesaw St., 312; 16. Humboldt St., 320; 17. North Dakota St., 352.

1996: 1. Adams St., 35; 2. Western St., 94; 3. Lewis, 105; 4. North Dakota, 147; 5. South Dakota St., 189; 6. Wis.-Parkside, 192; 7. Abilene Christian, 217; 8. Seattle Pacific, 218; 9. UC Davis, 227; 10. Northwest Mo. St., 275; 11. Edinboro, 277; 12. Shippensburg, 280; 13. Humboldt St., 282; 14. Fort Hays St., 302; 15. Kennesaw St., 364; 16. North Fla., 378; 17. Tex. A&M-Kingsville, 429.

1997: 1. Adams St., 37; 2. (tie) Lewis and Western St., 106; 4. Edinboro, 112; 5. Northwest Mo. St., 154; 6. Shippensburg, 217; 7. North Dakota St., 236; 8. UC Davis, 240; 9. Seattle Pacific, 253; 10. Northern Colo., 269; 11. South Dakota St., 271; 12. Southern Ind., 289; 13. Kennesaw St., 299; 14. Angelo St., 310; 15. Wis.-Parkside, 356; 16. Abilene Christian, 392; 17. Cal St. Chico, 468.

1998: 1. Adams St., 56; 2. Western St., 79; 3. Shippensburg, 137; 4. UC Davis, 138; 5. Edinboro, 140; 6. South Dakota, 214; 7. Seattle Pacific, 220; 8. Southern Ind., 252; 9. Indiana (Pa.), 269; 10. Kennesaw St., 271; 11. Hillsdale, 276; 12. Wis.-Parkside, 280; 13. North Dakota, 288; 14. Northern Colo., 290; 15. North Dakota St., 298; 16. Cal St. Chico, 331; 17. Fort Lewis, 385.

1999: 1. Adams St., 23; 2. Western St., 47; 3. Edinboro, 139; 4. North Dakota, 161; 5. Grand Valley St., 207; 6. Seattle Pacific, 221; 7. North Dakota St., 224; 8. Hillsdale, 236; 9. Southern Ind., 256; 10. Central Wash., 282; 11. Fla. Southern, 290; 12. Harding, 295; 13. UC Davis, 300; 14. Shippensburg, 316; 15. East Stroudsburg, 336; 16. North Fla., 353; 17. Millersville, 359.

2000: 1. Western St., 38; 2. North Dakota, 131; 3. UC Davis, 146; 4. Edinboro, 167; 5. Adams St., 173; 6. Northern Colo., 188; 7. Central Wash., 190; 8. Northern Mich., 194; 9. Cal St. Chico, 242; 10. UC-Colo. Spgs., 254; 11. South Dakota St., 281; 12. Pittsburg St., 288; 13. Hillsdale, 328; 14. Central Mo. St., 364; 15. Wis.-Parkside, 375; 16. Shippensburg, 425; 17. Harding, 427; 18. Indianapolis, 468; 19. Kutztown, 471; 20. Stonehill, 549; 21. West Ga., 559; 22. Southern Conn. St., 648; 23. Mars Hill, 728; 24. Carson-Newman, 757.

2001: 1. Western St., 46; 2. Adams St., 55; 3. UC Davis, 120; 4. North Dakota, 192; 5. Grand Valley St., 229; 6. Northern Mich., 246; 7. Edinboro, 275; 8. Wis.-Parkside, 285; 9. Sonoma St., 291; 10. South Dakota, 306; 11. Northern Colo., 313; 12. North Dakota St., 324; 13. Central Mo. St., 325; 14. Humboldt St., 331; 15. (tie) Indiana (Pa.) and Pittsburg St., 345; 17. Harding, 417; 18. Cal St. Chico, 429; 19. Kutztown, 441; 20. Stonehill, 463; 21. Fla. Southern, 509; 22. Adelphi, 604; 23. Lees-McRae, 606; 24. Carson-Newman, 720.

2002: 1. Western St., 43; 2. Adams St., 46; 3. Grand Valley St., 97; 4. Northern Mich., 129; 5. Cal St. Chico, 241; 6. North Fla., 248; 7. South Dakota St., 249; 8. Kennesaw St., 255; 9. Wayne St. (Mich.), 274; 10. UC Davis, 287; 11. UC-Colo. Spgs., 291; 12. Indiana (Pa.), 292; 13. Pittsburg St., 315; 14. Southern Ind., 346; 15. Wis.-Parkside, 369; 16. Neb.-Omaha, 400; 17. (tie) UC San Diego and Edinboro, 421; 19. Central Mo. St., 469; 20. Clarion, 504; 21. Adelphi, 606; 22. Stonehill, 612; 23. (tie) Carson-Newman and Mars Hill, 714.

Cross Country

DIVISION III

Photo by Vincent Muzik/NCAA Photos

Wartburg's Missy Buttry had only her shadow to chase as she won the race by nearly a minute.

2002 Championships

Edited by: Scott Deitch.

Highlights

Ephs Take First Title: Williams won its first crown in convincing fashion with four of the top 11 finishers November 23 at St. Olaf.

Williams posted a team total of 42 points, with two-time defending champion Middlebury a distant second with 145. The margin of victory is the largest in the 22-year history of the championships.

The winning effort received a huge boost from freshmen Caroline Cretti and Michelle Rorke. Cretti placed fifth and Rorke sixth, with teammate Jennifer Campbell next across the finish line.

Missy Buttry of Wartburg won the individual title, and had enough time to adequately catch her breath before the second-place finisher crossed the line. Buttry covered the 6,000-meter course in 20:17.3, with runner-up Mariko Tansey Holbrook of Brandeis posting 21:12.3.

For more, see the December 9, 2002, issue of The NCAA News at www.ncaa.org on the World Wide Web.

TEAM STANDINGS

1. *Williams	42
2. Middlebury	145
3. Wartburg	209
4. Washington (Mo.)	256
5. Calvin	264
6. Wis.-La Crosse	270
7. Ithaca	275
8. Baldwin-Wallace	281
Elmhurst	281
10. Dickinson	288
11. Col. of New Jersey	305
12. Haverford	306
13. Trinity (Conn.)	307
14. Bowdoin	313
15. Geneseo St.	329
16. Neb. Wesleyan	387
17. Cortland St.	404
18. Emory	407
19. St. Olaf	414
20. Carleton	420
21. Whitworth	452
22. Claremont-M-S	462
23. Wesleyan (Conn.)	476
24. Rhodes	566

**Team Places: Caroline Cretti 3, Michelle Rorke 4, Jennifer Campbell 5, Julia Bensen 7, Kathleen Marsh 23.*

INDIVIDUAL RESULTS

1. Missy Buttry, Wartburg, 20:17.3; 2. Mariko Tansey Holbrook, Brandeis, 21:12.3; 3. Melissa White, Geneseo St., 21:25.0; 4. Mary Proulx, Keene St., 21:28.0; 5. Caroline Cretti, Williams, 21:29.2; 6. Michelle Rorke, Williams, 21:30.4; 7. Jennifer Campbell, Williams, 21:35.6; 8. Kathleen Brice, Elmhurst, 21:44.8; 9. Lisa Nicholson, Anderson (Ind.), 21:47.3; 10. Carter Hamill, Amherst, 21:52.3.

11. Julia Bensen, Williams, 21:54.7; 12. Megan Daymont, St. Olaf, 21:58.6; 13. Jessie Lair, Calvin, 22:00.3; 14. Jess Manzer, Middlebury, 22:01.9; 15. Jane Steinemann, Haverford, 22:04.7; 16. Angela Jacquez, Claremont-M-S, 22:10.2; 17. Adrien Ricci, Elmhurst, 22:12.4; 18. Marisa Clapp, Springfield, 22:13.3; 19. Sarah Logan, Middlebury, 22:14.1; 20. Gina Lucrezi, DeSales, 22:15.7.

21. Callie Bradley, Dickinson, 22:17.6; 22. Caitlin Malloy, Brandeis, 22:19.5; 23. Julia Rudd, Wis.-La Crosse, 22:19.6; 24. Tracey Murnane, Benedictine (Ill.), 22:19.7; 25. Sarah Hastings, Calvin, 22:19.8; 26. Joanna Zieno, Geneseo St., 22:20.0; 27. Angela Davie, Emory, 22:20.6; 28. Molly Yazwinski, Middlebury, 22:21.9; 29. Sarah Spilman, Col. of New Jersey, 22:22.0; 30. Steph Hood, Principia, 22:22.3.

31. Karen Roy, Trinity (Conn.), 22:26.1; 32. Kristin Igielski, Carroll (Wis.), 22:27.7; 33. Kathleen Marsh, Williams, 22:29.1; 34. Gina Morgan, Neb. Wesleyan, 22:30.2; 35. Emily Lahowetz, Washington (Mo.), 22:30.4; 36. Natalie Shaffer, DePauw, 22:32.6; 37. Jessica Textoris, Baldwin-Wallace, 22:33.2; 38. Liz Ackley, Cortland St., 22:34.2; 39. Susan McWilliams, Oswego St., 22:36.5; 40. Kate Klein, Trinity (Conn.), 22:37.2.

41. Alyson Grant, Hamilton, 22:38.9; 42. Brooke Lane, Washington (Mo.), 22:39.2; 43. Nichole Petersen, Gust. Adolphus, 22:39.4; 44. Amanda Laytham, Ithaca, 22:40.6; 45. Beth Vesey, Col. of New Jersey, 22:44.3; 46. Morgan Burrows, Fredonia St., 22:44.9; 47. Jannae Holubar, Wartburg, 22:45.5; 48. Erin Connelly, Mary Washington, 22:46.0; 49. Erin Brice, Elmhurst, 22:46.5; 50. Dorothy Boone, Emory, 22:46.9.

51. Ellen Beth, Bowdoin, 22:47.1; 52. Katy Trandem, Wesleyan (Conn.), 22:47.6; 53. Tiffany Foster, Coe, 22:48.5; 54. Abi Gerstle, Wittenberg, 22:49.3; 55. Laura Bloedorn, Carleton, 22:49.5; 56. Lynn Katanik, Baldwin-Wallace, 22:50.7; 57. Gretchen Graham, Wartburg, 22:51.0; 58. Julie Mocadlo, Wis.-La Crosse, 22:51.6; 59. Leah Wurm, St. Benedict, 22:52.3; 60. Stephanie Oudenhoven, Wis.-La Crosse, 22:52.6.

61. Julie Deyo, St. Norbert, 22:53.6; 62. Betsy Schultz, Cortland St., 22:55.3; 63. Melody Scheefer, Williams, 22:56.2; 64. Amanda Jinks, Plattsburgh St., 22:56.7; 65. Robyn Burns, Franklin, 22:57.4; 66. Kari Holbert, Willamette, 22:57.6; 67. Kim Groseclose, Otterbein, 22:58.1; 68. Molly Morrison, North Central, 22:58.2; 69. Heather McGarvie, Moravian, 22:58.3; 70. Natalie Muren, Willamette, 22:58.4.

71. Colleen Brady, Emory, 22:59.0; 72. Elizabeth Barney, Bowdoin, 23:00.1; 73. Valerie Curtis, Lawrence, 23:01.3; 74. Susan Plissey, Messiah, 23:01.3; 75. Abigail Noble, Haverford, 23:01.6; 76. Liz Lee, Sewanee, 23:01.7; 77. Tami VerMeulen, Calvin, 23:02.4; 78. Katie Dougherty, Ursinus, 23:02.7; 79. Erin Boshe, Ithaca, 23:03.9; 80. Lacey Leinbaugh, Wartburg, 23:04.0.

81. Nora Segar, Middlebury, 23:04.6; 82. Marisa Cawley, Middlebury, 23:05.8; 83. Katie Pierce, Willamette, 23:06.9; 84. Amy Scheuerell, Loras, 23:07.3; 85. Leslie Nelson, Whitworth, 23:09.3; 86. Anne Ruminski, Ithaca, 23:12.1; 87. Amy Paine, Rhodes, 23:12.4; 88. Melanie Mikecz, Washington (Mo.), 23:12.9; 89. Sarah LaMoy, Haverford, 23:13.5; 90. Lindsay Scarborough, Col. of New Jersey, 23:14.5.

91. Mary McCudden, Connecticut Col., 23:15.9; 92. Andrea Good, East. Mennonite, 23:16.4; 93. Janna Sallade, Grove City, 23:17.8; 94. Alex Forte', Dickinson, 23:18.2; 95. Abbey Fergusson, Dickinson, 23:18.6; 96. Sarah Fitzgerald, Colorado Col., 23:20.6; 97. Jessica Austin, Whitworth, 23:21.4; 98. Emily Klein, Luther, 23:22.0; 99. Nicole Drouhard, Baldwin-Wallace, 23:22.4; 100. Sierra Witnov, Whitman, 23:22.7.

101. Kali Moody, Williams, 23:22.7; 102. Lindsay Schroepfer, Wis.-La Crosse, 23:24.0; 103. Kristen Cravotta, Ithaca, 23:25.2; 104. Courtney Quirin, Wesleyan (Conn.), 23:30.9; 105. Jen Skalko, Gust. Adolphus, 23:31.3; 106. Marybeth Sexton, Bowdoin, 23:31.8; 107. Christina Kane, Trinity (Conn.), 23:32.5; 108. Marie Brandewiede, Rhodes, 23:32.6; 109. Jennifer Southall, Baldwin-Wallace, 23:33.1; 110. Cassie Funke, Carleton, 23:33.4.

111. Shannon Klick, Widener, 23:34.2; 112. Andrea Moreland, Washington (Mo.), 23:34.2; 113. Jennifer Zucaro, Col. of New Jersey, 23:34.8; 114. Katie Aerni, Carnegie Mellon, 23:35.1; 115. Brenna Bray, St. Olaf, 23:35.3; 116. Marit Grorud, St. Olaf, 23:35.6; 117. Camille Medema, Calvin, 23:35.9; 118. Catherine Ogorzaly, Washington (Mo.), 23:36.5; 119. Jess Ellerman, Dickinson, 23:37.0; 120. Mary Phelps, Colby, 23:37.3.

121. Katherine Landry, Bowdoin, 23:37.8; 122. Amy Street, Dickinson, 23:38.3; 123. Lillian Jones, Ithaca,

23:38.6; 124. Michela Adrian, Middlebury, 23:38.8; 125. Natalie Karas, Washington (Mo.), 23:38.9; 126. Karen Jordan, Keene St., 23:39.6; 127. Kaela Fisher, Neb. Wesleyan, 23:40.0; 128. Aimee Gibbs, Chris. Newport, 23:40.2; 129. Andrea Grunst, Carleton, 23:40.7; 130. Kelly Yacevich, Neb. Wesleyan, 23:40.8.

131. Susanne Swanson, Neb. Wesleyan, 23:41.0; 132. Tara Gruskiewicz, Baldwin-Wallace, 23:42.9; 133. Liz Ericson, Wartburg, 23:43.3; 134. Bre-Anne McKenna, Bowdoin, 23:43.9; 135. Jennifer Rettke, Geneseo St., 23:44.3; 136. Krista Phelps, Elmhurst, 23:46.0; 137. Claire Fawcett, Haverford, 23:46.8; 138. Liz Brown, Trinity (Conn.), 23:47.1; 139. Kelsey Rinehart, Middlebury, 23:47.3; 140. Allie Baumler, Dickinson, 23:47.6.

141. Sarah Alaei, Claremont-M-S, 23:49.0; 142. Leeann Rheaume, Trinity (Conn.), 23:49.2; 143. Elizabeth Tedsen, Claremont-M-S, 23:49.3; 144. Kristi Dickey, Whitworth, 23:51.9; 145. Tara Bruck, Wartburg, 23:52.9; 146. Anastasia Mukhina, Haverford, 23:53.7; 147. Elizabeth Abbey, Whitworth, 23:54.2; 148. Jill McKiernan, Carleton, 23:54.7; 149. Rachel Stein, Geneseo St., 23:57.7; 150. Jen MacNeal, Cortland St., 23:58.3.

151. Katherine Creswell, Bates, 24:00.0; 152. Beth Neal, Wartburg, 24:00.4; 153. Kristen Wilson, Haverford, 24:00.9; 154. Becca Foulger, Cortland St., 24:02.7; 155. Molly Courtney, Neb. Wesleyan, 24:03.2; 156. Tiffany Pogodzinski, Wis.-La Crosse, 24:04.1; 157. Amy Belleba, Wis.-La Crosse, 24:04.9; 158. Stacey Havaich, Baldwin-Wallace, 24:05.7; 159. Lindsay Hyman, Ithaca, 24:06.3; 160. Brittany Allen, Wesleyan (Conn.), 24:06.7.

161. Kristen Reale, Geneseo St., 24:06.9; 162. Jodi VerMeulen, Calvin, 24:06.9; 163. Emily Hulme, Dickinson, 24:08.4; 164. Kala Hardacker, Bowdoin, 24:08.5; 165. Jen Walter, Calvin, 24:08.9; 166. Daisy Demelo, Occidental, 24:09.2; 167. Jennifer Dunlap, Baldwin-Wallace, 24:09.6; 168. Amy Foss, Claremont-M-S, 24:10.1; 169. Erin Dinan, Cortland St., 24:11.2; 170. Kezia Manlove, St. Olaf, 24:12.0.

171. Briana Bayerdorfer, Col. of New Jersey, 24:12.0; 172. Karen Auteri, Col. of New Jersey, 24:12.0; 173. Laura Hudson, Carleton, 24:13.3; 174. Jenn Baudreau, Wesleyan (Conn.), 24:15.6; 175. Alison Traffanstedt, Carleton, 24:17.6; 176. Ariel Perkins, Wis.-La Crosse, 24:18.1; 177. Kathryn Bexfield, Haverford, 24:18.6; 178. Sarah Tinholt, Calvin, 24:19.4; 179. Brianne Capasso, Cortland St., 24:20.5; 180. Sally Briggs, Geneseo St., 24:20.6.

181. Erin Smith, Wesleyan (Conn.), 24:21.4; 182. Aurora Burd, Claremont-M-S, 24:21.8; 183. Rachel Pedersen, St. Olaf, 24:22.4; 184. Kim Sonne, Claremont-M-S, 24:22.7; 185. Alison Swade, Elmhurst, 24:31.2; 186. Rebecca Jamieson, Whitworth, 24:33.1; 187. Kami Long, Neb. Wesleyan, 24:34.0; 188. Becky Schaumberg, Carleton, 24:35.5; 189. Alyssa Tingle, Ithaca, 24:36.0; 190. Mindy Kuhl, Washington (Mo.), 24:41.1.

191. Sarah Hackett, Trinity (Conn.), 24:41.9; 192. Meredith Fahrner, St. Olaf, 24:42.3; 193. Krystal Laurence, Elmhurst, 24:42.7; 194. Elizabeth Wester, Rhodes, 24:45.2; 195. Betsy Bogler, Rhodes, 24:46.7; 196. Marguerite King, Rhodes, 24:52.1; 197. Marisa Abernethy, Emory, 24:53.4; 198. Mayra Garcia, Claremont-M-S, 24:54.4; 199. Jessie Lynch, Cortland St., 24:57.8; 200. Heather Thomsen, Whitworth, 25:01.0.

201. Shannon Brennan, Trinity (Conn.), 25:03.3; 202. Cara Chebuske, Wesleyan (Conn.), 25:03.5; 203. Kathyrn Hack, Geneseo St., 25:04.3; 204. Kylie Bendfeldt, Neb. Wesleyan, 25:12.0; 205. Meghen Kelly, Wesleyan (Conn.), 25:15.4; 206. Amanda Baker, Whitworth, 25:16.0; 207. Erin Manning, Emory, 25:17.4; 208. Nikki Craver, Emory, 25:41.5; 209. Lauren Glas, Rhodes, 25:43.6; 210. Dana Palumbo, Col. of New Jersey, 25:47.5.

211. Emily Hoyt, Emory, 25:52.0; 212. Kelly Van Guilder, Elmhurst, 26:18.8; 213. Haley McConaghy, Rhodes, 26:29.8; Kari Koos, St. Olaf, did not finish; Kate Cary, Bowdoin, did not finish.

History

Team Results

Year	Champion	Coach	Points	Runner-Up	Points	Host or Site
1981	Central (Iowa)	Mike Sullivan	26	Col. of New Jersey	70	Carthage
1982	St. Thomas (Minn.)	Joe Sweeney	44	Wis.-La Crosse	83	Fredonia St.
1983	Wis.-La Crosse	Gary Wilson	45	St. Thomas (Minn.)	70	Chris. Newport
1984	St. Thomas (Minn.)	Joe Sweeney	50	Wis.-La Crosse	64	Ohio Wesleyan
1985	Frank. & Marsh.	Ed Woge	73	St. Thomas (Minn.)	81	Emory
1986	St. Thomas (Minn.)	Joe Sweeney	45	Ithaca	73	Fredonia St.
1987	St. Thomas (Minn.)	Joe Sweeney	81			Hope
	Wis.-Oshkosh	Deb Vercauteren	81			
1988	Wis.-Oshkosh	Deb Vercauteren	69	St. Thomas (Minn.)	93	Washington (Mo.)
1989	Cortland St.	Jack Daniels	29	Wis.-Oshkosh	62	Augustana (Ill.)
1990	Cortland St.	Jack Daniels	43	Wis.-Oshkosh	48	Grinnell
1991	Wis.-Oshkosh	Deb Vercauteren	98	Cortland St.	103	Chris. Newport
1992	Cortland St.	Jack Daniels	18	Calvin	108	Union (N.Y.)
1993	Cortland St.	Jack Daniels	61	Calvin	93	Grinnell
1994	Cortland St.	Jack Daniels	54	Calvin	115	Moravian
1995	Cortland St.	Jack Daniels	46	Wis.-Oshkosh	83	Wis.-La Crosse
1996	Wis.-Oshkosh	Deb Vercauteren	62	St. Thomas (Minn.)	113	Augustana (Ill.)
1997	Cortland St.	Jack Daniels	148	Wis.-Eau Claire	167	MIT
1998	Calvin	Nancy Meyer	124	Col. of New Jersey	170	Dickinson
1999	Calvin	Nancy Meyer	85	Middlebury	119	Wis.-Oshkosh
2000	Middlebury	Terry Aldrich	103	Williams	123	Whitworth
2001	Middlebury	Terry Aldrich	98	Williams	166	Augustana (Ill.)
2002	Williams	Peter Farwell	42	Middlebury	145	St. Olaf

TEAM CHAMPIONSHIPS

(Note: Totals include co-championships.)

Cortland St. 7, St. Thomas (Minn.) 4, Wis.-Oshkosh 4, Calvin 2, Middlebury 2, Central (Iowa), Frank. & Marsh., Williams, Wis.-La Crosse, 1 each.

INDIVIDUAL CHAMPIONSHIPS

Cortland St. 4, Carleton 2, Luther 2, Wis.-La Crosse 2, Wis.-Oshkosh 2, Calvin, Chicago, Gust. Adolphus, Macalester, Middlebury, Puget Sound, St. Thomas (Minn.), Wartburg, Westfield St., Williams, 1 each.

Championships Records

TEAM SCORE

18—Cortland St. (Michelle LaFleur 1, Beth Hemmett 2, Tammie Miller 3, Ann Marie Del Signore 4, Tracey Swarts 8), 1992.

INDIVIDUAL TITLES

2—Tori Neubauer, Wis.-La Crosse, 1982-83.

Individual Champions

1981 Cynthia Sturm, Westfield St., 18:43.3
1982 Tori Neubauer, Wis.-La Crosse, 18:45
1983 Tori Neubauer, Wis.-La Crosse, 16:29
1984 Julia Kirtland, Macalester, 17:23.55
1985 Dorcas Denhartog, Middlebury, 18:05

1986 Lisa Koelfgen, St. Thomas (Minn.), 19:14
1987 Shelley Scherer, Carleton, 17:36.0
1988 Anna Prineas, Carleton, 17:38.6
1989 Marybeth Crawley, Cortland St., 17:19
1990 Vicki Mitchell, Cortland St., 17:24.71

1991 Laura Horejs, Wis.-Oshkosh, 17:21
1992 Sarah Edmonds, Gust. Adolphus, 18:09.8
1993 Renea Bluekamp, Calvin, 17:46.7
1994 Michelle LaFleur, Cortland St., 17:47.2
1995 Jessica Caley, Williams, 17:24.5

1996 Turena Johnson, Luther, 17:40
1997 Tiffany Speckman, Wis.-Oshkosh, 18:29
1998 Cheryl Smith, Cortland St., 17:48.39
1999 Rhaina Echols, Chicago, 16:46.2
2000 Johanna Olson, Luther, 17:54.4

2001 Dana Boyle, Puget Sound, 16:46
2002 Missy Buttry, Wartburg, 20:17.3

Race Distance 1981-2001: 5,000 meters; 2002: 6,000 meters.

Team Finishes

Team (Years Participated)	Yrs.	1st	2nd	3rd	4th	5th	Best Finish (Year[s])
Albany (N.Y.) (1984)	1	0	0	0	0	0	8th (1984)
Allegheny (1983-85-86-88-89-90-91-92)	8	0	0	0	0	1	T5th (1986)
Alma (1983-88)	2	0	0	0	0	0	T11th (1988)
Amherst (2000-01)	2	0	0	0	0	0	7th (2001)
Augustana (Ill.) (1997-98)	2	0	0	0	0	0	11th (1998)
Baldwin-Wallace (1994-95-99-2000-01-02)	6	0	0	0	0	0	T8th (2002)
Bates (1995-97)	2	0	0	0	0	0	15th (1997)
Binghamton (1983-89-93-94)	4	0	0	0	0	1	5th (1983)
Bowdoin (1994-95-96-2002)	4	0	0	0	0	0	7th (1994)
Brandeis (1991-92-2001)	3	0	0	0	0	0	6th (1991)
UC San Diego (1989-91-92-93-99)	5	0	0	0	0	0	10th (1992)
Calif. (Pa.) (1984)	1	0	0	0	0	0	12th (1984)
Calvin (1989-90-91-92-93-94-95-96-97-98-99-2000-01-02)	14	2	3	0	2	1	1st (1998-99)
Carleton (1985-88-89-91-93-95-2002)	7	0	0	0	0	0	6th (1989)
Carnegie Mellon (1995-97-98)	3	0	0	0	1	0	4th (1998)
Catholic (1982-84)	2	0	0	0	0	0	T10th (1984)
Central (Iowa) (1981)	1	1	0	0	0	0	1st (1981)
Chicago (1993-98-2000)	3	0	0	0	0	0	6th (1998)
Claremont-M-S (1984-87-93-94-95-96-99-2001-02)	9	0	0	0	1	1	T4th (1995)
Coast Guard (1992)	1	0	0	0	0	0	13th (1992)
Colby (1993-94-96-2000)	4	0	0	0	0	0	10th (1994)
Colorado Col. (1996-97-98)	3	0	0	0	0	0	12th (1998)
Concordia-M'head (1990-2000)	2	0	0	0	0	0	9th (1990)
Cortland St. (1982-83-85-86-87-88-89-90-91-92-93-94-95-96-97-98-99-2001-02)	19	7	1	2	1	2	1st (1989-90-92-93-94-95-97)
Dickinson (1997-99-2001-02)	4	0	0	0	0	0	10th (2002)
Elmhurst (2000-02)	2	0	0	0	0	0	7th (2000)
Emory (1981-88-91-92-93-94-95-96-97-98-99-2000-01-02)	14	0	0	0	0	0	7th (1997)
Fitchburg St. (1983)	1	0	0	0	0	0	9th (1983)
Frank. & Marsh. (1982-83-84-85-86)	5	1	0	0	2	0	1st (1985)
Geneseo St. (1990-93-94-95-96-99-2000-01-02)	9	0	0	0	0	0	7th (1993)
Gettysburg (1987)	1	0	0	0	0	0	14th (1987)
Gust. Adolphus (1995)	1	0	0	0	0	0	13th (1995)
Hamilton (1995-99-2000-01)	4	0	0	0	0	0	7th (1999)
Haverford (1993-94-96-98-2002)	5	0	0	0	0	0	10th (1993)
Hope (1985-86-87-93-94-97-98)	7	0	0	0	1	0	4th (1993)
Ithaca (1984-85-86-87-88-89-90-91-92-2000-01-02)	12	0	1	4	0	1	2nd (1986)
Kenyon (1995)	1	0	0	0	0	0	19th (1995)
Loras (1996-97)	2	0	0	0	0	0	T6th (1996)
Luther (1983-84-96-99-2000-01)	6	0	0	1	0	0	3rd (2000)
Lynchburg (1998)	1	0	0	0	0	0	21st (1998)
Macalester (1993-98-99)	3	0	0	0	0	0	8th (1999)
Mary Washington (1983-85-86-87-89-90)	6	0	0	0	0	0	8th (1986)
Mass.-Dartmouth (1981-82)	2	0	0	0	2	0	4th (1981-82)
Messiah (1987-99)	2	0	0	0	0	0	12th (1987)
Middlebury (1993-96-97-98-99-2000-01-02)	8	2	2	1	0	0	1st (2000-01)
Moravian (1993-94-95-96-97-98-99-2000-01)	9	0	0	3	0	1	3rd (1993-95-2001)
Mount Union (2001)	1	0	0	0	0	0	24th (2001)
Neb. Wesleyan (1997-98-2000-01-02)	5	0	0	0	0	0	6th (1997-2000)
Col. of New Jersey (1981-82-95-96-97-98-99-2000-01-02)	10	0	2	1	0	1	2nd (1981-98)
Notre Dame (Cal.) (1986)	1	0	0	0	0	0	7th (1986)
Oberlin (1984)	1	0	0	0	0	0	T10th (1984)
Occidental (1981-82-83-85-88-90)	6	0	0	1	0	1	3rd (1982)
Ohio Wesleyan (1982)	1	0	0	0	0	0	9th (1982)
Plattsburgh St. (1981-97-98)	3	0	0	0	0	0	8th (1981)
Pomona-Pitzer (1981-82)	2	0	0	0	0	0	7th (1981)
Rhodes (2002)	1	0	0	0	0	0	24th (2002)
Rochester (1987-88)	2	0	0	0	0	1	5th (1987)
Rowan (1994)	1	0	0	0	0	0	11th (1994)
St. Benedict (1994-97)	2	0	0	0	0	0	12th (1997)
St. Lawrence (2000)	1	0	0	0	0	0	23rd (2000)
St. Olaf (1986-87-88-89-92-93-94-95-96-97-98-99-2000-01-02)	15	0	0	0	1	1	4th (1999)
St. Scholastica (1982)	1	0	0	0	0	0	10th (1982)
St. Thomas (Minn.) (1982-83-84-85-86-87-88-89-90-91-92-95-96-98-99)	15	4	4	0	2	1	1st (1982-84-86-87)
Simpson (1990)	1	0	0	0	1	0	4th (1990)
Smith (1984-87-88-89-91)	5	0	0	0	0	0	6th (1984)
Springfield (1995)	1	0	0	0	0	0	6th (1995)
Trinity (Conn.) (2002)	1	0	0	0	0	0	13th (2002)
Tufts (1999)	1	0	0	0	0	0	T11th (1999)
Union (N.Y.) (1981)	1	0	0	0	0	0	6th (1981)
Wartburg (1991-92-93-94-2000-01-02)	7	0	0	3	0	1	3rd (1991-92-2002)
Washington (Mo.) (2000-01-02)	3	0	0	0	1	0	4th (2002)
Wellesley (1985-86)	2	0	0	0	0	0	7th (1985)
Wesleyan (Conn.) (2002)	1	0	0	0	0	0	23rd (2002)
Wheaton (Ill.) (1999)	1	0	0	0	0	0	13th (1999)
Whittier (1994)	1	0	0	0	0	0	21st (1994)
Whitworth (2002)	1	0	0	0	0	0	21st (2002)
Willamette (2000)	1	0	0	0	0	0	22nd (2000)
Williams (1990-93-94-95-96-97-98-99-2000-01-02)	11	1	2	2	1	2	1st (2002)

Team (Years Participated)	Yrs.	1st	2nd	3rd	4th	5th	Best Finish (Year[s])
Wis.-Eau Claire (1994-96-97)	3	0	1	0	0	0	2nd (1997)
Wis.-La Crosse (1982-83-84-85-86-87-88-89-90-91-92-93-95-96-97-98-99-2001-02)	19	1	2	0	4	3	1st (1983)
Wis.-Oshkosh (1982-84-86-87-88-89-90-91-92-93-94-95-96-97-98-99-2000-01)	18	4	3	3	2	2	1st (1987-88-91-96)
Wis.-Stevens Point (1981-83-85-87-89-92-93-94-99-2000-01)	11	0	0	1	0	0	3rd (1981)
Wis.-Whitewater (1988-90-91-99)	4	0	0	0	1	1	4th (1991)
Wooster (1996)	1	0	0	0	0	0	15th (1996)

All-Time Team Results

1981: 1. Central (Iowa), 26; 2. Col. of New Jersey, 70; 3. Wis.-Stevens Point, 84; 4. Mass.-Dartmouth, 93; 5. Occidental, 105; 6. Union (N.Y.), 158; 7. Pomona-Pitzer, 174; 8. Plattsburgh St., 190; 9. Emory, 262.

1982: 1. St. Thomas (Minn.), 44; 2. Wis.-La Crosse, 83; 3. Occidental, 106; 4. Mass.-Dartmouth, 107; 5. Cortland St., 144; 6. Col. of New Jersey, 181; 7. Wis.-Oshkosh, 185; 8. Frank. & Marsh., 191; 9. Ohio Wesleyan, 214; 10. St. Scholastica, 227; 11. Catholic, 241; 12. Pomona-Pitzer, 305.

1983: 1. Wis.-La Crosse, 45; 2. St. Thomas (Minn.), 70; 3. Cortland St., 120; 4. Frank. & Marsh., 125; 5. Binghamton, 151; 6. Luther, 189; 7. Wis.-Stevens Point, 191; 8. Occidental, 198; 9. Fitchburg St., 201; 10. Allegheny, 212; 11. Mary Washington, 259; 12. Alma, 276.

1984: 1. St. Thomas (Minn.), 50; 2. Wis.-La Crosse, 64; 3. Ithaca, 114; 4. Frank. & Marsh., 148; 5. Wis.-Oshkosh, 150; 6. Smith, 164; 7. Claremont-M-S, 189; 8. Albany (N.Y.), 197; 9. Luther, 198; 10. (tie) Catholic and Oberlin, 265; 12. Calif. (Pa.), 297.

1985: 1. Frank. & Marsh., 73; 2. St. Thomas (Minn.), 81; 3. Ithaca, 86; 4. Cortland St., 104; 5. Wis.-La Crosse, 105; 6. Wis.-Stevens Point, 141; 7. Wellesley, 144; 8. Carleton, 233; 9. Allegheny, 237; 10. Occidental, 238; 11. Mary Washington, 266; 12. Hope, 288.

1986: 1. St. Thomas (Minn.), 45; 2. Ithaca, 73; 3. Wis.-Oshkosh, 92; 4. Wis.-La Crosse, 120; 5. (tie) Allegheny and St. Olaf, 183; 7. Notre Dame (Cal.), 202; 8. Mary Washington, 209; 9. Cortland St., 220; 10. Frank. & Marsh., 226; 11. Hope, 228; 12. Wellesley, 243.

1987: 1. (tie) St. Thomas (Minn.) and Wis.-Oshkosh, 81; 3. Ithaca, 85; 4. Wis.-La Crosse, 129; 5. Rochester, 142; 6. St. Olaf, 149; 7. Wis.-Stevens Point, 173; 8. Cortland St., 211; 9. Hope, 224; 10. Claremont-M-S, 240; 11. Smith, 261; 12. Messiah, 307; 13. Mary Washington, 309; 14. Gettysburg, 366.

1988: 1. Wis.-Oshkosh, 69; 2. St. Thomas (Minn.), 93; 3. Cortland St., 94; 4. Wis.-La Crosse, 119; 5. Ithaca, 129; 6. St. Olaf, 199; 7. Carleton, 201; 8. Rochester, 216; 9. Occidental, 241; 10. Smith, 245; 11. (tie) Alma and Wis.-Whitewater, 282; 13. Emory, 294; 14. Allegheny, 300.

1989: 1. Cortland St., 29; 2. Wis.-Oshkosh, 62; 3. Ithaca, 89; 4. St. Thomas (Minn.), 142; 5. Wis.-La Crosse, 198; 6. Carleton, 201; 7. St. Olaf, 213; 8. Allegheny, 245; 9. Wis.-Stevens Point, 249; 10. Smith, 250; 11. Calvin, 251; 12. UC San Diego, 304; 13. Mary Washington, 319; 14. Binghamton, 408.

1990: 1. Cortland St., 43; 2. Wis.-Oshkosh, 48; 3. Williams, 96; 4. Simpson, 159; 5. Wis.-Whitewater, 168; 6. St. Thomas (Minn.), 185; 7. Allegheny, 187; 8. Ithaca, 205; 9. Concordia-M'head, 207; 10. Occidental, 234; 11. Wis.-La Crosse, 238; 12. Mary Washington, 270; 13. Calvin, 300; 14. Geneseo St., 400.

1991: 1. Wis.-Oshkosh, 98; 2. Cortland St., 103; 3. Wartburg, 105; 4. Wis.-Whitewater, 123; 5. St. Thomas (Minn.), 130; 6. Brandeis, 147; 7. Carleton, 158; 8. Calvin, 180; 9. Wis.-La Crosse, 199; 10. Allegheny, 227; 11. Ithaca, 238; 12. UC San Diego, 269; 13. Smith, 289; 14. Emory, 387.

1992: 1. Cortland St., 18; 2. Calvin, 108; 3. Wartburg, 132; 4. St. Thomas (Minn.), 141; 5. Wis.-Oshkosh, 161; 6. Wis.-Stevens Point, 187; 7. Wis.-La Crosse, 200; 8. Allegheny, 207; 9. St. Olaf, 211; 10. UC San Diego, 219; 11. Brandeis, 262; 12. Ithaca, 283; 13. Coast Guard, 318; 14. Emory, 337.

1993: 1. Cortland St., 61; 2. Calvin, 93; 3. Moravian, 112; 4. Hope, 189; 5. Williams, 192; 6. Wis.-La Crosse, 210; 7. Geneseo St., 216; 8. (tie) St. Olaf and Wartburg, 230; 10. Haverford, 237; 11. UC San Diego, 288; 12. Colby, 316; 13. Wis.-Stevens Point, 329; 14. Chicago, 353; 15. Claremont-M-S, 381; 16. Carleton, 412; 17. Macalester, 416; 18. Wis.-Oshkosh, 420; 19. Middlebury, 437; 20. Binghamton, 446; 21. Emory, 455.

1994: 1. Cortland St., 54; 2. Calvin, 115; 3. Wis.-Oshkosh, 147; 4. Williams, 151; 5. Wartburg, 197; 6. Moravian, 210; 7. Bowdoin, 215; 8. St. Olaf, 228; 9. Geneseo St., 235; 10. Colby, 251; 11. Rowan, 269; 12. Hope, 275; 13. St. Benedict, 295; 14. Wis.-Eau Claire, 350; 15. Haverford, 358; 16. Binghamton, 379; 17. Wis.-Stevens Point, 396; 18. Claremont-M-S, 407; 19. (tie) Baldwin-Wallace and Emory, 427; 21. Whittier, 475.

1995: 1. Cortland St., 46; 2. Wis.-Oshkosh, 83; 3. Moravian, 194; 4. (tie) Calvin and Claremont-M-S, 216; 6. Springfield, 228; 7. St. Thomas (Minn.), 229; 8. Williams, 239; 9. St. Olaf, 252; 10. Wis.-La Crosse, 253; 11. Carnegie Mellon, 287; 12. Bowdoin, 289; 13. Gust. Adolphus, 303; 14. Col. of New Jersey, 340; 15. Geneseo St., 361; 16. Carleton, 384; 17. Baldwin-Wallace, 403; 18. Bates, 409; 19. Kenyon, 431; 20. Emory, 433; 21. Hamilton, 463.

1996: 1. Wis.-Oshkosh, 62; 2. St. Thomas (Minn.), 113; 3. Col. of New Jersey, 150; 4. Calvin, 157; 5. Williams, 198; 6. (tie) Loras and St. Olaf, 230; 8. Cortland St., 250; 9. Wis.-La Crosse, 264; 10. Bowdoin, 282; 11. Haverford, 285; 12. Wis.-Eau Claire, 312; 13. Moravian, 321; 14. Colby, 334; 15. Wooster, 349; 16. Claremont-M-S, 361; 17. Middlebury, 365; 18. Colorado Col., 394; 19. Emory, 397; 20. Luther, 420; 21. Geneseo St., 463.

1997: 1. Cortland St., 148; 2. Wis.-Eau Claire, 167; 3. Middlebury, 173; 4. Wis.-Oshkosh, 186; 5. Col. of New Jersey, 188; 6. Neb. Wesleyan, 212; 7. Emory, 222; 8. Moravian, 241; 9. Calvin, 256; 10. Loras, 284; 11. Wis.-La Crosse, 285; 12. St. Benedict, 294; 13. Carnegie Mellon, 295; 14. Williams, 296; 15. Bates, 323; 16. Colorado Col., 325; 17. Hope, 333; 18. St. Olaf, 348; 19. Augustana (Ill.), 391; 20. Dickinson, 466; 21. Plattsburgh St., 494.

1998: 1. Calvin, 124; 2. Col. of New Jersey, 170; 3. Wis.-Oshkosh, 179; 4. Carnegie Mellon, 186; 5. Cortland St., 196; 6. Chicago, 230; 7. Middlebury, 246; 8. Williams, 249; 9. Neb. Wesleyan, 250; 10. Wis.-La Crosse, 279; 11. Augustana (Ill.), 288; 12. Colorado Col., 308; 13. Plattsburgh St., 312; 14. Moravian, 323; 15. (tie) Macalester and St. Olaf, 324; 17. Hope, 359; 18. St. Thomas (Minn.), 385; 19. Emory, 409; 20. Haverford, 419; 21. Lynchburg, 432.

1999: 1. Calvin, 85; 2. Middlebury, 119; 3. Williams, 183; 4. St. Olaf, 191; 5. Wis.-La Crosse, 240; 6. Wis.-Oshkosh, 248; 7. Hamilton, 258; 8. Macalester, 271; 9. Cortland St., 281; 10. Col. of New Jersey, 287; 11. (tie) Tufts and Wis.-Stevens Point, 307; 13. Wheaton (Ill.), 319; 14. St. Thomas (Minn.), 325; 15. Luther, 341; 16. Geneseo St., 354; 17. UC San Diego, 370; 18. Baldwin-Wallace, 432; 19. Wis.-Whitewater, 434; 20. Moravian, 438; 21. Claremont-M-S, 496; 22. Dickinson, 522; 23. Emory, 534; 24. Messiah, 661.

2000: 1. Middlebury, 103; 2. Williams, 123; 3. Luther, 196; 4. Wis.-Oshkosh, 199; 5. Moravian, 218; 6. Neb. Wesleyan, 221; 7. Elmhurst, 225; 8. Geneseo St., 269; 9. Wis.-Stevens Point, 297; 10. Ithaca, 303; 11. Col. of New Jersey, 307; 12. Baldwin-Wallace, 308; 13. St. Olaf, 314; 14. Calvin, 317; 15. Hamilton, 388; 16. Amherst, 390; 17. Chicago, 396; 18. Washington (Mo.), 397; 19. Wartburg, 402; 20. Concordia-M'head, 419; 21. Emory, 436; 22. Willamette, 483; 23. St. Lawrence, 521; 24. Colby, 580.

2001: 1. Middlebury, 98; 2. Williams, 166; 3. Moravian, 183; 4. Wis.-La Crosse, 200; 5. Claremont-M-S, 221; 6. Calvin, 223; 7. Amherst, 255; 8. Wis.-Oshkosh, 260; 9. Hamilton, 288; 10. Col. of New Jersey, 323; 11. Wartburg, 340; 12. Luther, 345; 13. Brandeis, 348; 14. Ithaca, 349; 15. Neb. Wesleyan, 352; 16. Emory, 356; 17. Wis.-Stevens Point, 363; 18. Geneseo St., 377; 19. Washington (Mo.), 382; 20. Baldwin-Wallace, 411; 21. Cortland St., 415; 22. St. Olaf, 478; 23. Dickinson, 496; 24. Mount Union, 521.

2002: 1. Williams, 42; 2. Middlebury, 145; 3. Wartburg, 209; 4. Washington (Mo.), 256; 5. Calvin, 264; 6. Wis.-La Crosse, 270; 7. Ithaca, 275; 8. (tie) Baldwin-Wallace and Elmhurst, 281; 10. Dickinson, 288; 11. Col. of New Jersey, 305; 12. Haverford, 306; 13. Trinity (Conn.), 307; 14. Bowdoin, 313; 15. Geneseo St., 329; 16. Neb. Wesleyan, 387; 17. Cortland St., 404; 18. Emory, 407; 19. St. Olaf, 414; 20. Carleton, 420; 21. Whitworth, 452; 22. Claremont-M-S, 462; 23. Wesleyan (Conn.), 476; 24. Rhodes, 566.

Field Hockey

DIVISION I

Photo by Bill Luster/NCAA Photos

Wake Forest's Heather Aughinbaugh drove a shot past the Penn State defense, scoring a goal in the title game.

2002 Championship

Edited by: Keri Potts.

Highlights

Deadly Deacons Defense: Wake Forest claimed its first national championship in a women's sport with a 2-0 win over Penn State November 24 at Louisville.

The Demon Deacons' stingy defense helped them become part of an exclusive record -- matched only by the 1992 Old Dominion team -- of advancing through all four rounds without allowing a goal.

The offense made its mark in the first half. Atlantic Coast Conference player of the year Kelly Doton opened the scoring in the 13th minute of the game, taking a pass from freshman Maeke Boreel and hammering it into the back of the cage to give the Deacons the 1-0 lead. Senior Heather Aughinbaugh finished the game's scoring a minute later.

For more information on the championship, go to the December 9, 2002, issue of The NCAA News at www.ncaa.org on the World Wide Web.

All-Tournament Team: Aughinbaugh and Doton were joined by teammates Katie Ridd, Kelly Dostal and Lucy Shaw on the all-tournament team. Penn State's Heather Conroy, Jill Martz and Timarie Legel were honored along with Old Dominion senior Tiffany Snow and junior Angie Loy. Michigan State junior Alexandra Kyser rounded out the all-tournament squad.

Results

FIRST ROUND
NOVEMBER 16

AT OLD DOMINION
Old Dominion 5, Richmond 1

Richmond	0	1—1
Old Dominion	3	2—5

First half: OD-Rosalinda Banuelos, :43; OD-Tiffany Snow (Angie Loy, Melissa Leonetti), 1:29; OD-Snow (penalty stroke), 31:12.
Second half: OD-Tara Herrmann, 46:14; R-Melissa Yuppa (Sandeep Kaur), 46:30; OD-Snow (Loy, Leonetti), 64:49.
Shots: Richmond 6, Old Dominion 16. Goalkeeper saves: R-Michelle Swartz 7; OD-Marybeth Freeman 3. Penalty corners: Richmond 2, Old Dominion 13.

Maryland 2, William & Mary 1 (ot)

Maryland	1	0	1—2
William & Mary	0	1	0—1

First half: MD-Jackie Ciconte (Colleen Barbieri), 21:49.
Second half: WM-Kate Baird (Ann Ekberg), 61:16.
Overtime: MD-Carissa Messimer, 74:37.
Shots: Maryland 20, William & Mary 3. Goalkeeper saves: MD-Tori Cano 3; WM-Claire Miller 11. Penalty corners: Maryland 15, William & Mary 3.

AT PENN ST.
Princeton 4, Michigan 3

Princeton	1	3—4
Michigan	2	1—3

First half: M-Lori Hillman (Kristi Gannon), 11:26; P-Rachael Becker, 16:35; M-Hillman (Gannon), 21:28.
Second half: P-Kelly Darling (Claire Miller), 57:50; P-Natalie Martirosian (Darling), 60:53; M-Jessica Rose (Johnson), 62:53; P-Becker (Martirosian), 65:58.
Shots: Princeton 19, Michigan 12. Goalkeeper saves: P-Kelly Baril 5; M-Molly Maloney 6. Penalty corners: Princeton 10, Michigan 9.

Penn St. 3, Kent St. 2

Kent St.	0	2	2—2
Penn St.	2	1	3—3

First half: PS-Heather Conroy (Michele Rigby, Jill Martz), 20:30; PS-Amanda Eckert (Neilye Stoner), 26:25.
Second half: KS-Kristen Clayton, 40:16; PS-Martz (Conroy), 47:27; KS-Jennifer Melnyk, 61:48.
Shots: Kent St. 13, Penn St. 7. Goalkeeper saves: KS-Jessica Creeden 2; PS-Annie Zinkavich 2. Penalty corners: Kent St. 9, Penn St. 7.

AT HARVARD
Michigan St. 4, Harvard 3

Harvard	2	1	3—3
Michigan St.	4	0	4—4

First half: MS-Alexandra Kyser, 7:10; H-Elizabeth Andrews (Tiffany Eqnaczyk, Jen Ahn), 13:48; MS-Michelle Huynh-Ba, 21:18; H-Mina Pell (Philomena Gambale), 27:43; MS-Michelle Carstens (Annebet Beerman), 31:14; MS-Cynthia Martin, 33:44.
Second half: H-Andrews (Eqnaczyk, Ahn), 68:43.
Shots: Harvard 25, Michigan St. 11. Goalkeeper saves: MS-Katie Zacarian 3; H-Christina Kirkaldy 5. Penalty corners: Harvard 10, Michigan St. 6.

Northeastern 1, Connecticut 0

Connecticut	0	0—0
Northeastern	0	1—1

Second half: N-Sarah Broderick (Leigh Shea, Mari Creatini), 50:03.
Shots: Connecticut 10, Northeastern 6. Goalkeeper saves: C-Maureen Butler 2; N-Emily Roy 3. Penalty corners: Connecticut 7, Northeastern 7.

AT WAKE FOREST
Wake Forest 8, California 0

California	0	0—0
Wake Forest	4	4—8

First half: WF-Maeke Boreel (Kelly Doton), 31:33; WF-Doton (Boreel, Heather Aughinbaugh), 28:54; WF-Emily Ruth (Aughinbaugh), 26:34; WF-Ariel Meyers (Doton), 12:12.
Second half: WF-Doton, 29:21; WF-Doton (Boreel, Aughinbaugh), 26:41; WF-Claire Lawhon, 6:34; WF-Lawhon, 5:21.
Shots: California 0, Wake Forest 24. Goalkeeper saves: C-Kelly Knapp 6; WF-Katie Ridd 0. Penalty corners: California 0, Wake Forest 14.

Duke 2, James Madison 1

Duke	2	0—2
James Madison	0	1—1

First half: D-Kim Van Kirk (Gracie Sorbello), 23:05; D-Crissie Murphy (Katie Grant), 8:28.
Second half: JM-Val Cohen, 19:56.
Shots: Duke 10, James Madison 15. Goalkeeper saves: D-Christy Morgan 8; JM-Kiernan Raffo 6. Penalty corners: Duke 5, James Madison 2.

SECOND ROUND
NOVEMBER 17

AT OLD DOMINION
Old Dominion 4, Maryland 1

Maryland	0	1—1
Old Dominion	2	2—4

First half: OD-Angie Loy, 25:09; OD-A. Loy (Tiffany Snow), 27:28.
Second half: OD-A. Loy (Lotte Bant), 41:18; MD-Tiffany Marsh, 53:24; OD-Becky Loy, 56:34.
Shots: Maryland 11, Old Dominion 19. Goalkeeper saves: MD-Tori Cano 8; OD-Marybeth Freeman 6. Penalty corners: Maryland 3, Old Dominion 7.

AT PENN ST.
Penn St. 3, Princeton 2

Penn St.	3	0—3
Princeton	2	0—2

First half: PS-Heather Conroy (Jill Martz, Michele Rigby), 2:43; PS-Martz (Conroy), 19:05; PR-Ilvy Friebe, 20:33; PS-Conroy (Martz, Rigby), 24:25; PR-Friebe, 24:53.
Shots: Penn St. 14, Princeton 17. Goalkeeper saves: PS-Annie Zinkavich 7; PR-Kelly Baril 8. Penalty corners: Penn St. 8, Princeton 12.

AT HARVARD
Michigan St. 2, Northeastern 1 (penalty strokes)

Northeastern	1	0	0	0	(2)—1
Michigan St.	1	0	0	0	(3)—2

First half: MS-Judi van Haeringen (Jenny Sanders, Julia Adams), 31:01; N-Liane Dixon (Mari Creatini), 32:30.
Shots: Northeastern 16, Michigan St. 19. Goalkeeper saves: N-Emily Roy 11; MS-Christina Kirkaldy 6. Penalty corners: Northeastern 8; Michigan St. 12.

AT WAKE FOREST
Wake Forest 2, Duke 0

Duke	0	0—0
Wake Forest	0	2—2

Second half: WF-Kelly Dostal (Maeke Boreel), 19:32; WF-Boreel, 14:23.
Shots: Duke 3, Wake Forest 14. Goalkeeper saves: D-Christy Morgan 5; WF-Katie Ridd 0. Penalty corners: Duke 5, Wake Forest 3.

SEMIFINALS
NOVEMBER 22

AT LOUISVILLE
Penn St. 3, Old Dominion 2

Penn St.	1	2—3
Old Dominion	1	1—2

First half: OD-Tiffany Snow, 2:57; PS-Timarie Legel, 17:46.
Second half: OD-Tara Herrmann (Katie Moyer), 43:49; PS-Mary Schaefer, 58:46; PS-Legel (Jill Martz), 60:19.
Shots: Penn St. 14, Old Dominion 12. Goalkeeper saves: PS-Annie Zinkavich 6; OD-Marybeth Freeman 6. Penalty corners: Penn St. 6, Old Dominion 8.

Wake Forest 3, Michigan St. 0

Michigan St.	0	0—0
Wake Forest	2	1—3

First half: WF-Kelly Dostal, 30:40; WF-Ariel Meyers (Dostal), 31:38.
Second half: WF-Emily Ruth (Maeke Boreel), 38:36.
Shots: Michigan St. 3, Wake Forest 17. Goalkeeper saves: MS-Christina Kirkaldy 11; WF-Katie Ridd 1. Penalty corners: Michigan St. 6, Wake Forest 7.

CHAMPIONSHIP
NOVEMBER 24

AT LOUISVILLE
Wake Forest 2, Penn St. 0

Wake Forest	2	0—2
Penn St.	0	0—0

First half: WF-Kelly Doton (Maeke Boreel), 12:28; WF-Heather Aughinbaugh, 15:12.
Shots: Wake Forest 12, Penn St. 4. Goalkeeper saves: WF-Katie Ridd 4; PS-Annie Zinkavich 9. Penalty corners: Wake Forest 8, Penn St. 6.

History

Team Results

Year	Champion (Record)	Coach	Score	Runner-Up	Host or Site
1981	Connecticut (15-2-3)	Diane Wright	4-1	Massachusetts	Connecticut
1982	Old Dominion (20-1)	Beth Anders	3-2	Connecticut	Temple
1983	Old Dominion (19-1)	Beth Anders	3-1 (3 ot)	Connecticut	Pennsylvania
1984	Old Dominion (23-0)	Beth Anders	5-1	Iowa	Springfield
1985	Connecticut (19-2)	Diane Wright	3-2	Old Dominion	Old Dominion
1986	Iowa (19-2-1)	Judith Davidson	2-1 (2 ot)	New Hampshire	Old Dominion
1987	Maryland (18-4-1)	Sue Tyler	2-1 (ot)	North Carolina	North Carolina
1988	Old Dominion (26-1)	Beth Anders	2-1	Iowa	Pennsylvania
1989	North Carolina (20-2)	Karen Shelton	2-1 (3 ot)*	Old Dominion	Springfield
1990	Old Dominion (23-2-1)	Beth Anders	5-0	North Carolina	Rutgers
1991	Old Dominion (26-0)	Beth Anders	2-0	North Carolina	Villanova
1992	Old Dominion (25-0)	Beth Anders	4-0	Iowa	Va. Commonwealth
1993	Maryland (21-3)	Missy Meharg	2-1 (2 ot)*	North Carolina	Rutgers
1994	James Madison (24-0)	Christy Morgan	2-1 (2 ot)*	North Carolina	Northeastern
1995	North Carolina (24-0)	Karen Shelton-Scroggs	5-1	Maryland	Wake Forest
1996	North Carolina (23-1)	Karen Shelton-Scroggs	3-0	Princeton	Boston College
1997	North Carolina (20-3)	Karen Shelton-Scroggs	3-2	Old Dominion	Connecticut
1998	Old Dominion (23-2)	Beth Anders	3-2	Princeton	Pennsylvania
1999	Maryland (24-1)	Missy Meharg	2-1	Michigan	Northeastern
2000	Old Dominion (25-1)	Beth Anders	3-1	North Carolina	Old Dominion
2001	Michigan (18-5)	Marcia Pankratz	2-0	Maryland	Kent St.
2002	Wake Forest (20-2)	Jennifer Averill	2-0	Penn St.	Louisville

**Penalty strokes.*

All-Tournament Teams

1981
Sue Caples, Massachusetts
Tish Stevens, Massachusetts
Judy Strong, Massachusetts

1982
Amanda Stewart, Old Dominion
Yogi Hightower, Old Dominion
Eveline LePoole, Old Dominion
Carolan Norris, Connecticut
Jusy Mahaffey, Penn St.
Christy Morgan, Old Dominion
Diane Bracalente, Old Dominion
Rose Smith, Connecticut
Brenda Stauffer, Penn St.
Sharon Wilkie, Delaware
Stacie Indelicarto, Delaware

1983
Jennifer Averill, Northwestern
Laurie Decker, Connecticut
Megan Donnelly, Massachusetts
Cindy Dysenchuk, Connecticut
Kathleen Kochmansky, Northwestern
Christy Morgan, Old Dominion
Pam Moryl, Massachusetts
Patty Shea, Massachusetts
Eveline Veraart, Old Dominion
Jennifer Walsh, Old Dominion
Ingrid Wolf, Old Dominion

1984
Willemien Aardenburg, Old Dominion
Diane Bracalente, Old Dominion
Debbie Brickley, Iowa
Lisa D'Amadio, Connecticut

Kim Hermann, Iowa
Terry Kix, Connecticut
Mary Koboldt, Iowa
Monica Mills, Temple
Christy Morgan, Old Dominion
Marcia Pankratz, Iowa
Eveline Veraat, Old Dominion

1985
Marjory Abbott, Connecticut
Laura Eby, Connecticut
Tracey Fuchs, Connecticut
Janet Ryan, Connecticut
Joyce Cutler, Old Dominion
Jackie Grady, Old Dominion
Dawn Hill, Old Dominion
Cheryl Van Kuren, Old Dominion
Amy Kekeisen, Northwestern
Wendi Kemp, Northwestern
Kate Oleykowski, Northwestern

1986
Karen Napolitano, Iowa
Debbie Robertson, Iowa
RosAnna Salcido, Iowa
Patti Wanner, Iowa
Sandi Costigan, New Hampshire
Patty Drury, New Hampshire
Karen Geromini, New Hampshire
Julie Blaisse, North Carolina
Lori Bruney, North Carolina
Maryellen Falcone, North Carolina
Diane Schleicher, Penn St.

1987
Kim Chorosiewski, Maryland
Carolyn Muller, Maryland
Carin Peterson, Maryland
Cheryl Rudio, Maryland
Kim Turner, Maryland
Jessica Wilk, Maryland
Lori Bruney, North Carolina
Maryellen Falcone, North Carolina
Leslie Lyness, North Carolina
Kathy DeAngelis, Massachusetts
Elizabeth Tchou, Iowa

1988
Jill Fisher, Old Dominion
Maaike Hilbrand, Old Dominion
Mary Beth Mahoney, Old Dominion
Winnifred Sanders, Old Dominion
Cherie Freddie, Iowa
Diane Loosbrock, Iowa
Deb Robertson, Iowa
Melissa Sanders, Iowa
Jeanene Fischer, Northeastern
Amy Westerman, Northeastern
Donna Mulhern, Pennsylvania

1989
Peggy Anthon, North Carolina
Laurel Hershey, North Carolina
Imke Lempers, North Carolina
Leslie Lyness, North Carolina
Lisa Doran, Old Dominion
Kathy Fosina, Old Dominion
Maaike Hilbrand, Old Dominion
Nicole Cattell, Northwestern
Antoinette Lucas, Northwestern
Melissa Sanders, Iowa
Erin Walsh, Iowa

1990
Kelli James, Old Dominion
Laura Knorr, Old Dominion
Pam Neiss, Old Dominion
Robin Smith, Old Dominion
Macha van der Vaart, Old Dominion
Kristy Gleason, Iowa
Amy Fowler, Iowa
Andrea Wieland, Iowa
Stephanie Walsh, North Carolina
Jennifer Clark, North Carolina
Kristen Winters, Penn St.

1991
Joepke Giesen, Old Dominion
Pam Neiss, Old Dominion
Jill Reeve, Old Dominion
Robin Smith, Old Dominion
Lisa Rowe, Maryland
Mandy Stevenson, Maryland
Boukje Vermeulen, Maryland
Susan Bisignaro, Penn St.
Michele Brennan, Penn St.
Jennifer Clark, North Carolina
Amy Cox, North Carolina

1992
Maaike Hilbrand, Old Dominion
Kelli James, Old Dominion
Laura Knorr, Old Dominion
Jennifer Shepherd, Old Dominion
Robin Smith, Old Dominion
Tiffany Bybel, Iowa
Kris Fillat, Iowa
Amy Fowler, Iowa
Andrea Wieland, Iowa
Amy Cox, North Carolina
Ainslee Press, Massachusetts

1993
Irene Horvat, Maryland
Laura Harmon, Maryland
Shannon Petrick, Maryland
Sabrina Salam, Maryland
Amy Schubert, Maryland
Jennifer Blizzard, North Carolina
Cinda Carpenter, North Carolina
Barb Hansen, North Carolina
Tiffany Bybel, Iowa
Kristy Gleason, Iowa
Becca Main, Penn St.

1994
Carole Thate, James Madison
Eileen Arnaldo, James Madison
Kelley Bloomer, James Madison
Heather Colbert, James Madison
Barbara Hansen, North Carolina
Meredith Lawrence, North Carolina
Sharon Moore, North Carolina
Cindy Werley, North Carolina
Gretchen Scheuermann, Northwestern
Jennifer Pellerti, Northwestern
Jessica Enoch, Iowa

1995
Kim Schroll, North Carolina
Nancy Pelligreen, North Carolina
Kate Barber, North Carolina
Susannah Schott, North Carolina
Jana Withrow, North Carolina
Christy Utter, North Carolina
Lynsey McVicker, Maryland
Christine DeBow, Maryland
Kristen Ketchum, Maryland
Regina Carl, Northeastern
Carole Thate, James Madison

1996
Cindy Werley, North Carolina
Nancy Pelligreen, North Carolina
Kate Barber, North Carolina
Joy Driscoll, North Carolina
Kirsty Hale, Princeton
Amy MacFarlane, Princeton
Molly O'Malley, Princeton
Gia Fruscione, Princeton
Kim Miller, Old Dominion
Danielle Chellew, Old Dominion
Regina Carl, Northeastern

1997
Kate Barber, North Carolina
Joy Driscoll, North Carolina
Nancy Pelligreen, North Carolina
Cindy Werley, North Carolina
Marina DiGiacomo, Old Dominion
Kelly Driscoll, Old Dominion
Mimi Smith, Old Dominion
Staci Smith, Old Dominion
Amy MacFarlane, Princeton
Hilary Matson, Princeton
Meredith Thorpe, Virginia

1998
Marina DiGiacomo, Old Dominion
Mimi Smith, Old Dominion
Kim Miller, Old Dominion
Jamie Hill, Old Dominion
Kelly Driscoll, Old dominion
Kate Carroll, Princeton
Kirsty Hale, Princeton
Hilary Matson, Princeton
Christine Hunsicker, Princeton
Lori Mastropietro, Virginia
Amy Herz, Connecticut

1999
Rachel Hiskins, Maryland
Carla Tagliente, Maryland
Ashley Hohnstine, Maryland
Keli Smith, Maryland
Kelli Gannon, Michigan
Ashley Reichenbach, Michigan
Jessie Veith, Michigan
Lesley Irvine, Iowa
Quan Nim, Iowa
Laura Kline, Connecticut
Katie Stephens, Connecticut

2000
Marina DiGiacomo, Old Dominion
Julie Miracle, Old Dominion
Becky Loy, Old Dominion
Marybeth Freeman, Old Dominion
Laura Steadman, Old Dominion
Marjolijn van der Sommen, Old Dominion
Kristen McCann, North Carolina
Carrie Lingo, North Carolina
Abby Martin, North Carolina
Caroline Walter, Maryland
Kelly Doton, Wake Forest

2001
Maureen Tasch, Michigan
Adrienne Hortillosa, Michigan
Kristi Gannon, Michigan
Stephanie Johnson, Michigan
April Fronzoni, Michigan
Dina Rizzo, Maryland
Autumn Welsch, Maryland
Colleen Barbieri, Maryland
Caroline Walter, Maryland
Kelly Doton, Wake Forest
Heather Aughinbaugh, Wake Forest

2002
Kelly Doton, Wake Forest
Heather Aughinbaugh, Wake Forest
Katie Ridd, Wake Forest
Kelly Dostal, Wake Forest
Lucy Shaw, Wake Forest
Timarie Legel, Penn St.
Heather Conroy, Penn St.
Jill Martz, Penn St.
Tiffany Snow, Old Dominion
Angie Loy, Old Dominion
Alexandra Kyser, Michigan St.

Individual Records

GOALS, GAME

4—Kristy Gleason, Iowa (7) vs. Stanford (2), 11-8-90; Macha van der Vaart, Old Dominion (5) vs. North Carolina (0), 11-18-90; Chris McGinley, Penn St. (4) vs. Temple (2), 11-15-92; Kelli James, Old Dominion (6) vs. Maryland (0), 11-15-92; Marina DiGiacomo, Old Dominion (6) vs. Wake Forest (0), 11-17-2000; Jennie Shelton, Wake Forest (5) vs. Virginia (1), 11-12-2001.

GOALS, TOURNAMENT

11—Marina DiGiacomo, Old Dominion, four games, 2000.

ASSISTS, GAME
6—Cheryl Van Kuren, Old Dominion (10) vs. Virginia (0), 11-11-84.

ASSISTS, TOURNAMENT
8—Adrienne Yoder, Old Dominion, four games, 2000.

SAVES, GAME
36—Missy Farwell, Virginia (2) vs. North Carolina (1), 11-10-84.

FEWEST GOALS PER GAME ALLOWED, TOURNAMENT
0.00—Kathy Fosina, Old Dominion, three games, 1990; Kim Decker, Old Dominion, three games, 1992; Katie Ridd, Wake Forest, four games 2002.

Team Records

GOALS, GAME
10—Old Dominion vs. Virginia (0), 11-11-84.

GOALS, BOTH TEAMS
12—Old Dominion (9) vs. Ball St. (3), 11-16-97.

GOALS PER GAME, TOURNAMENT
5.67—Old Dominion, three games, 1984.

FEWEST GOALS PER GAME ALLOWED, TOURNAMENT
0.00—Old Dominion, three games, 1990; Old Dominion, three games, 1992; Wake Forest, four games, 2002.

PENALTY CORNERS, GAME
31—Old Dominion (10) vs. Virginia (0), 11-11-84.

Won-Lost Records in Tournament Play

**Connecticut and Temple tied for third place in 1984 (no third-place game). +Beginning with the 1992 championship, no third-place game was held; therefore, both semifinal losers are credited with third-place finishes.*

Team (Years Participated)	Yrs.	Won	Lost	Pct.	1st	2nd	3rd	4th
Ball St. (1992-94-95-97)	4	3	4	.429	0	0	0	0
Boston College (1994-97-98)	3	2	3	.400	0	0	0	0
Boston U. (1985-89-91-93-96-99-2000)	7	3	8	.273	0	0	0	1
Brown (1999)	1	0	1	.000	0	0	0	0
California (1982-83-92-93-94-2001-02)	7	1	7	.125	0	0	0	0
Cal St. Chico (1988)	1	0	1	.000	0	0	0	0
Connecticut (1981-82-83-84-85-86-88-90-96-97-98-99-2000-02)	14	18	12	.600	2	2	3*+	0
Delaware (1982-88)	2	3	2	.600	0	0	1	0
Duke (1992-96-99-2002)	4	2	4	.333	0	0	0	0
Fairfield (2001)	1	0	1	.000	0	0	0	0
Harvard (1991-2000-02)	3	0	3	.000	0	0	0	0
Iowa (1982-83-84-85-86-87-88-89-90-91-92-93-94-95-96-99)	16	24	17	.585	1	3	4+	2
James Madison (1993-94-95-97-99-2002)	6	5	5	.500	1	0	1+	0
Kent St. (1998-99-2000-01-02)	5	0	5	.000	0	0	0	0
Lafayette (1999)	1	0	1	.000	0	0	0	0
Long Beach St. (1981)	1	1	2	.333	0	0	0	1
Maryland (1985-87-88-90-91-92-93-95-96-97-98-99-2000-01-02)	15	23	12	.657	3	2	2	0
Massachusetts (1981-82-83-84-85-86-87-88-89-90-91-92-93-96-97-98-99-2000-01)	19	12	19	.387	0	1	3+	0
Michigan (1999-2000-01-02)	4	8	3	.727	1	1	0	0
Michigan St. (2001-02)	2	3	2	.600	0	0	1	0
New Hampshire (1983-84-85-86-87-89-98-2000)	8	2	8	.200	0	1	0	0
North Carolina (1983-84-85-86-87-88-89-90-91-92-93-94-95-96-97-98-99-2000-01)	19	32	15	.681	4	6	2+	0
Northeastern (1988-89-90-91-92-94-95-96-97-98-2001-02)	12	11	12	.478	0	0	3+	0
Northwestern (1982-83-84-85-86-87-88-89-90-91-93-94)	12	11	13	.458	0	0	3+	1
Ohio (2001)	1	0	1	.000	0	0	0	0
Ohio St. (1994-2001)	2	0	2	.000	0	0	0	0
Old Dominion (1981-82-83-84-85-86-87-88-89-90-91-92-93-94-95-96-97-98-99-2000-01-02)	22	43	13	.768	9	3	3+	0
Pacific (Cal.) (1989)	1	0	1	.000	0	0	0	0
Penn St. (1982-83-84-85-86-87-88-89-90-91-92-93-94-95-96-97-98-99-2000-02)	20	16	24	.400	0	1	1+	4
Pennsylvania (1983-86-88-89-93)	5	2	6	.250	0	0	0	1
Princeton (1982-94-95-96-97-98-2000-01-02)	9	11	9	.550	0	2	2+	0
Providence (1987-89-90)	3	1	3	.250	0	0	0	0
Purdue (1981)	1	0	1	.000	0	0	0	0
Richmond (2002)	1	0	1	.000	0	0	0	0
Rutgers (1984-86)	2	2	2	.500	0	0	0	0
San Jose St. (1981-82-83-84)	4	0	4	.000	0	0	0	0
Stanford (1985-86-87-90-91-95-2000)	7	0	7	.000	0	0	0	0
Syracuse (1993-95-2001)	3	2	3	.400	0	0	0	0
Temple (1982-83-84-90-91-92)	6	4	6	.400	0	0	1*	0
Virginia (1982-84-85-87-92-95-96-97-98-99-2000-01)	12	6	12	.333	0	0	2+	0
Wake Forest (1999-2000-01-02)	4	9	3	.750	1	0	2+	0
West Chester (1986-87)	2	1	2	.333	0	0	0	0
William & Mary (2000-02)	2	0	2	.000	0	0	0	0

All-Time Results

1981 First Round: Long Beach St. 2, San Jose St. 1; Connecticut 2, Purdue 1 (2 ot). **Semifinals:** Massachusetts 1, Long Beach St. 0; Connecticut 3, Old Dominion 0. **Third Place:** Old Dominion 2, Long Beach St. 1 (2 ot, penalty strokes). **Championship:** Connecticut 4, Massachusetts 1.

1982 First Round: Northwestern 4, Virginia 2; California 2, San Jose St. 1 (2 ot); Delaware 3, Princeton 2; Iowa 1, Massachusetts 0 (2 ot). **Second Round:** Old Dominion 1, Northwestern 0; Penn St. 2, California 1 (2 ot, penalty strokes); Delaware 3, Temple 2; Connecticut 3, Iowa 2 (2 ot). **Semifinals:** Old Dominion 4, Penn St. 3 (ot); Connecticut 2, Delaware 0. **Third Place:** Delaware 4, Penn St. 0. **Championship:** Old Dominion 3, Connecticut 2.

1983 First Round: Penn St. 1, New Hampshire 0; Northwestern 2, San Jose St. 0; Temple 1, Pennsylvania 0; North Carolina 2, California 1. **Second Round:** Connecticut 1, Penn St. 0; Northwestern 2, Iowa 1; Massachusetts 3, Temple 1; Old Dominion 8, North Carolina 0. **Semifinals:** Connecticut 2, Northwestern 0; Old Dominion 3, Massachusetts 2 (ot). **Third Place:** Massachusetts 2, Northwestern 1 (2 ot, penalty strokes). **Championship:** Old Dominion 3, Connecticut 1 (3 ot).

1984 First Round: Virginia 2, North Carolina 1 (3 ot, penalty strokes); Connecticut 4, Massachusetts 3 (3 ot, penalty strokes); Rutgers 3, Penn St. 0; Iowa 5, San Jose St. 2. **Second Round:** Old Dominion 10, Virginia 0; Connecticut 3, New Hampshire 2 (ot); Temple 5, Rutgers 2; Iowa 2, Northwestern 0. **Semifinals:** Old Dominion 2, Connecticut 1; Iowa 2, Temple 0. **Championship:** Old Dominion 5, Iowa 1.

1985 First Round: Iowa 3, Stanford 0; Old Dominion 3, Virginia 1; Boston U. 1, Massachusetts 0; Maryland 1, Penn St. 0. **Second Round:** Northwestern 3, Iowa 2 (3 ot, penalty strokes); Old Dominion 3, North Carolina 2; Boston U. 1, New Hampshire 0; Connecticut 2, Maryland 0. **Semifinals:** Old Dominion 1, Northwestern 0; Connecticut 2, Boston U. 1. **Third Place:** Northwestern 5, Boston U. 0. **Championship:** Connecticut 3, Old Dominion 2.

1986 First Round: Rutgers 3, Pennsylvania 2 (3 ot, penalty strokes); Connecticut 3, Massachusetts 2; Northwestern 3, Stanford 0; Penn St. 2, West Chester 1 (3 ot, penalty strokes). **Second Round:** North Carolina 2, Rutgers 0; New Hampshire 2, Connecticut 1; Iowa 2, Northwestern 1; Penn St. 1, Old Dominion 0. **Semifinals:** New Hampshire 2, North Carolina 1; Iowa 2, Penn St. 0. **Third Place:** North Carolina 4, Penn St. 0. **Championship:** Iowa 2, New Hampshire 1 (2 ot).

1987 First Round: Old Dominion 4, Virginia 0; Massachusetts 2, New Hampshire 0; Northwestern 2, Stanford 0; West Chester 2, Penn St. 0. **Second Round:** North Carolina 3, Old Dominion 1; Massachusetts 4, Providence 1; Iowa 1, Northwestern 0; Maryland 2, West Chester 1. **Semifinals:** North Carolina 3, Massachusetts 0; Maryland 2, Iowa 1. **Third Place:** Massachusetts 3, Iowa 1. **Championship:** Maryland 2, North Carolina 1 (ot).

1988 First Round: North Carolina 2, Maryland 0; Penn St. 3, Delaware 1; Iowa 3, Cal St. Chico 0; Northeastern 2, Connecticut 1. **Second Round:** Old Dominion 2, North Carolina 1; Pennsylvania 2, Penn St. 1 (3 ot); Iowa 4, Northwestern 3 (ot); Northeastern 2, Massachusetts 1. **Semifinals:** Old Dominion 4, Pennsylvania 0; Iowa 2, Northeastern 0. **Third Place:** Northeastern 1, Pennsylvania 0. **Championship:** Old Dominion 2, Iowa 1.

1989 First Round: Massachusetts 1, Boston U. 0 (3 ot, penalty strokes); Pennsylvania 2, Penn St. 1; Providence 3, Pacific (Cal.) 1; Northeastern 2, New Hampshire 1. **Second Round:** Old Dominion 2, Massachusetts 1; Northwestern 3, Pennsylvania 2; Iowa 5, Providence 0; North Carolina 2, Northeastern 1. **Semifinals:** Old Dominion 1, Northwestern 0 (ot); North Carolina 1, Iowa 0. **Third Place:** Northwestern 2, Iowa 1. **Championship:** North Carolina 2, Old Dominion 1 (3 ot, penalty strokes).

1990 First Round: Northeastern 2, Providence 1; Temple 2, Maryland 1 (ot); Iowa 7, Stanford 2; Massachusetts 1, Connecticut 0 (3 ot, penalty strokes). **Second Round:** North Carolina 3, Northeastern 1; Penn St. 5, Temple 0; Iowa 2, Northwestern 0; Old Dominion 4, Massachusetts 0. **Semifinals:** North Carolina 1, Penn St. 0; Old Dominion 1, Iowa 0. **Third Place:** Iowa 1, Penn St. 0. **Championship:** Old Dominion 5, North Carolina 0.

1991 First Round: Northeastern 2, Massachusetts 1 (2 ot); Iowa 5, Stanford 0; Temple 2, Northwestern 1; Boston U. 3, Harvard 0. **Second Round:** Old Dominion 4, Northeastern 1; Maryland 2, Iowa 1; North Carolina 1, Temple 0; Penn St. 3, Boston U. 0. **Semifinals:** Old Dominion 3, Maryland 1; North Carolina 1, Penn St. 0. **Third Place:** Maryland 2, Penn St. 1 (ot). **Championship:** Old Dominion 2, North Carolina 0.

1992 First Round: Maryland 3, Northeastern 1; Duke 4, Virginia 2; Ball St. 1, California 0; Penn St. 4, Temple 2. **Second Round:** Old Dominion 6, Maryland 0; North Carolina 3, Duke 0; Iowa 5, Ball St. 1; Massachusetts 1, Penn St. 0 (ot). **Semifinals:** Old Dominion 5, North Carolina 0; Iowa 3, Massachusetts 1. **Championship:** Old Dominion 4, Iowa 0.

1993 First Round: Syracuse 3, Pensylvania 0; James Madison 1, Old Dominion 0; Massachusetts 2, Boston U. 0; Northwestern 3, California 2 (2 ot, penalty strokes). **Second Round:** Penn St. 4, Syracuse 0; North Carolina 2, James Madison 1 (ot); Maryland 2, Massachusetts 1; Iowa 2, Northwestern 1. **Semifinals:** North Carolina 2, Penn St. 1 (2 ot, penalty strokes); Maryland 1, Iowa 0. **Championship:** Maryland 2, North Carolina 1 (2 ot, penalty strokes).

1994 First Round: Boston College 3, Northeastern 2; Iowa 3, California 2; Ball St. 3, Ohio St. 0; Penn St. 5, Princeton 0. **Second Round:** North Carolina 5, Boston College 0; Iowa 3, Old Dominion 2 (ot); Northwestern 2, Ball St. 1; James Madison 1, Penn St. 0 (2 ot). **Semifinals:** North Carolina 4, Iowa 1; James Madison 1, Northwestern 0. **Championship:** James Madison 2, North Carolina 1 (2 ot, penalty strokes).

1995 First Round: Princeton 3, Syracuse 0; Penn St. 5, Stanford 0; Old Dominion 2, Virginia 1 (ot); Northeastern 2, Ball St. 0. **Second Round:** North Carolina 6, Princeton 0; James Madison 3, Penn St. 0; Maryland 1, Old Dominion 0; Northeastern 1, Iowa 0. **Semifinals:** North Carolina 3, James Madison 0; Maryland 3, Northeastern 1. **Championship:** North Carolina 5, Maryland 1.

1996 First Round: Virginia 4, Duke 1; Northeastern 3, Massachusetts 0; Maryland 3, Penn St. 1; Princeton 5, Boston U. 4. **Second Round:** North Carolina 2, Virginia 1; Northeastern 3, Connecticut 1; Old Dominion 7, Maryland 4; Princeton 5, Iowa 4 (ot). **Semifinals:** North Carolina 2, Northeastern 1; Princeton 4, Old Dominion 3 (ot). **Championship:** North Carolina 3, Princeton 0.

1997 First Round: Connecticut 1, James Madison 0; Princeton 3, Boston College 2; Ball St. 5, Northeastern 0; Penn St. 5, Masschusetts 3. **Second Round:** North Carolina 4, Connecticut 0; Princeton 4, Maryland 0; Old Dominion 9, Ball St. 3; Virginia 4, Penn St. 2. **Semifinals:** North Carolina 4, Princeton 3; Old Dominion 3, Virginia 2. **Championship:** North Carolina 3, Old Dominion 2.

1998 First Round: North Carolina 5, Northeastern 0; Virginia 4, Kent 2; Boston College 3, New Hampshire 2; Penn St. 1, Massachusetts 0. **Second Round:** Old Dominion 7, North Carolina 2; Virginia 5, Maryland 1; Connecticut 3, Boston College 0, Princeton 3, Penn St. 1. **Semifinals:** Old Dominion 3, Virginia 0; Princeton 4, Connecticut 1. **Championship:** Old Dominion 3, Princeton 2.

1999 First Round: Maryland 6, Lafayette 0; Old Dominion 3, Virginia 0; Iowa 3, Kent 2; North Carolina 1, Penn St. 0; Wake Forest 3, James Madison 0; Michigan 2, Duke 1; Connecticut 6, Brown 0; Massachusetts 2, Boston U. 1 (ot). **Second Round:** Maryland 3, Old Dominion 2 (ot); Iowa 2, North Carolina 0; Michigan 3, Wake Forest 2 (2 ot); Connecticut 2, Massachusetts 1. **Semifinals:** Maryland 2, Iowa 1 (2 ot); Michigan 4, Connecticut 3. **Championship:** Maryland 2, Michigan 1.

2000 First Round: Old Dominion 6, Stanford 1; Connecticut 2, Virginia 1; Wake Forest 6, Harvard 3; Michigan 3 (ot), William & Mary 2; Maryland 9, New Hampshire 1; Princeton 4, Penn St. 2; North Carolina 5, Kent St. 3; Massachusetts 2, Boston 1. **Second Round:** Old Dominion 6, Connecticut 4; Wake Forest 3, Michigan 2; Maryland 3, Princeton 1; North Carolina 5, Massachusetts 1. **Semifinals:** North Carolina 4, Maryland 1; Old Dominion 6, Wake Forest 0. **Championship:** Old Dominion 3, North Carolina 1.

2001 First Round: Old Dominion 6, Massachusetts 1; Princeton 4, Northeastern 1; Michigan 5, North Carolina 2; Michigan St. 3, Kent St. 1; Wake Forest 2, Ohio 1; Virginia 2, Ohio St. 1 (ot); Maryland 7, Fairfield 1; Syracuse 2, California 1 (ot). **Second Round:** Princeton 2, Old Dominion 1; Michigan 2, Michigan St. 1 (ot); Wake Forest 5, Virginia 1; Maryland 6, Syracuse 0. **Semifinals:** Michigan 4, Princeton 2; Maryland 3, Wake Forest 2 (2 ot). **Championship:** Michigan 2, Maryland 0.

2002 First Round: Old Dominion 5, Richmond 1; Maryland 2, William & Mary 1 (ot); Princeton 4, Michigan 3; Penn St. 3, Kent St. 2; Michigan St. 4, Harvard 3; Northeastern 1, Connecticut 0; Wake Forest 8, California 0; Duke 2, James Madison 1. **Second Round:** Old Dominion 4, Maryland 1; Penn St. 3, Princeton 2; Michigan St. 2, Northeastern 1 (penalty strokes); Wake Forest 2, Duke 0. **Semifinals:** Penn St. 3, Old Dominion 2; Wake Forest 3, Michigan St. 0. **Championship:** Wake Forest 2, Penn St. 0.

Field Hockey

DIVISION II

Edited by: Keri Potts.

2002 Championship

Highlights

Huskies On High: The Huskies capped a perfect season with a 5-0 blanking of defending national champion Bentley November 10 to win the title. The Huskies won 21 games during the season.

The title is Bloomsburg's first since 1999. The 2002 squad was the third in coach Jan Hutchinson's career to finish the season unbeaten and untied.

Corners were the difference in the first half as Bloomsburg scored three times on penalty corner attempts.

For more information on the championship, go to the December 9, 2002, issue of The NCAA News at www.ncaa.org on the World Wide Web.

All-Tournament Team: Sheila Zilinski, Nikki Hartranft, Sharla Partlon, Shanna Fritz and Trish Leitzel were all-tournament team honorees from Bloomsburg, along with Bentley's Kristyn Bates, and Bryant's Maureen Burns and Melissa Manseau. Host Lock Haven placed Erika Grap, Jen DeNault and Janelle Ebaugh on the squad.



Photo by Pat Little/NCAA Photos

Shannon Fritz and Bloomsburg drove past Bentley in the national championship game.

Results

SEMIFINALS
NOVEMBER 8

AT LOCK HAVEN
Bentley 1, Bryant 0

Bentley	1	0—1
Bryant	0	0—0

First half: BE-Kristyn Bates (Lauren Galenski), 30:14.
Shots: Bentley 11, Bryant 7. Goalkeeper saves: BE-Liz Novis 7; BR-Meghan Lovell 9. Penalty corners: Bentley 3; Bryant 11.

Bloomsburg 2, Lock Haven 1

Bloomsburg	1	1—2
Lock Haven	0	1—1

First Half: B-Sheila Zilinski (Shana Fritz), 14:34.
Second Half: LH-Kellie Kulina (Courtney Hughes), 48:06; B-Erin McConnell, 67:37.
Shots: Bloomsburg 6, Lock Haven 7. Goalkeeper saves: B-Trish Leitzel 4; LH-Melissa Stubblefield 4. Penalty corners: Bloomsburg 6, Lock Haven 8.

CHAMPIONSHIP
NOVEMBER 10

Bloomsburg 5, Bentley 0

Bentley	0	0—0
Bloomsburg	3	2—5

First half: BL-Sheila Zilinski (Erin McConnell), 6:15; BL-Sharla Partlon (Nikki Hartranft), 22:54; BL-Zilinski (Hartranft), 32:49.
Second half: BL-Stephanie Beck, 43:02; BL-Elyce Morring (Alison Poff), 55:56.
Shots: Bentley 3, Bloomsburg 12. Goalkeeper saves: BE-Liz Novis 5; BL-Trish Leitzel 2. Penalty corners: Bentley Bloomsburg 12.

History

Team Results

Year	Champion (Record)	Coach	Score	Runner-Up	Host or Site
1981	Pfeiffer (9-4)	Ellen Briggs	5-3	Bentley	Pfeiffer
1982	Lock Haven (16-1-0)	Sharon Taylor	4-1	Bloomsburg	Bloomsburg
1983	Bloomsburg (16-2-1)	Jan Hutchinson	1-0	Lock Haven	Lock Haven
1992	Lock Haven (15-5-1)	Sharon Taylor	3-1	Bloomsburg	Lock Haven
1993	Bloomsburg (21-0-1)	Jan Hutchinson	2-1 (2 ot)*	Lock Haven	Bloomsburg
1994	Lock Haven (18-2)	Sharon Taylor	2-1	Bloomsburg	Lock Haven
1995	Lock Haven (20-0)	Sharon Taylor	1-0	Bloomsburg	Lock Haven
1996	Bloomsburg (19-2)	Jan Hutchinson	1-0	Lock Haven	Lock Haven
1997	Bloomsburg (20-3)	Jan Hutchinson	2-0	Kutztown	Bloomsburg
1998	Bloomsburg (21-1)	Jan Hutchinson	4-3 (ot)	Lock Haven	Lock Haven
1999	Bloomsburg (19-0)	Jan Hutchinson	2-0	Bentley	Bloomsburg
2000	Lock Haven (21-2)	Pat Rudy	2-0	Bentley	Lock Haven
2001	Bentley (22-1)	Kelly McGowan	4-2	East Stroudsburg	Bentley
2002	Bloomsburg (21-0)	Jan Hutchinson	5-0	Bentley	Lock Haven

All-Tournament Teams

1982
Ann Grim, Lock Haven
Deb Long, Bloomsburg
Jill Ridley, Lock Haven
Jeanne Fetch, Bloomsburg

1983
Ann Grim, Lock Haven
Ginny Neiss, Lock Haven
Deb Long, Bloomsburg
Linda Hershey, Bloomsburg

1994
Chris Fink, Bloomsburg
Shirley Powell, Bloomsburg

1995
Diane Drumheller, Lock Haven
Melaine Helm, Lock Haven
Debbie Wilkins, Lock Haven
Nicole Mowrer, Bloomsburg
Michelle Martin, Bloomsburg

1996
Bev Hartley, Bloomsburg
Michelle Martin, Bloomsburg
Nicole Mowrer, Bloomsburg
Melanie Helm, Lock Haven
Sharon Kreider, Lock Haven

1997
Stacy Gass, Bloomsburg
Angie Weller, Kutztown
Heather Weikel, Bloomsburg
Joanne Auge, Kutztown
Bethany Canner, Bloomsburg

1998
Kelly Platt, Bloomsburg
Jess Kircher, Bloomsburg
Bridgett Heckman, Bloomsburg
Cheri Drysdale, Lock Haven
Shanna Vitale, Lock Haven

1999
Carolyn Cahill, Bentley
Kristyn Bates, Bentley
Leah Conte, Bloomsburg
Jess Kircher, Bloomsburg
Bridgett Heckman, Bloomsburg

2000
Sarah Alves, St. Michael's
Morgan Phillips, St. Michael's
Bethany Caputa, Indiana (Pa.)
Jen Lawler, Indiana (Pa.)
Kristyn Bates, Bentley
Allyson Bunce, Bentley
Ann Marie Sheridan, Bentley
Erika Grap, Lock Haven
Jen DeNault, Lock Haven
Shannon Spease, Lock Haven
Shanna Vitale, Lock Haven

2001
Kristyn Bates, Bentley
Alicia Cabrera, Bentley
Diana DeMain, Bentley
Allyson Bunce, Bentley
Kelly Wagner, East Stroudsburg
Shannon McCracken, East Stroudsburg
Rachel Miller, East Stroudsburg
Angela Potts, St. Michael's
Kari Surace, St. Michael's
Erika Grap, Lock Haven
Jen Denault, Lock Haven

2002
Kristyn Bates, Bentley
Sheila Zilinski, Bloomsburg
Nikki Hartfranft, Bloomsburg
Sharla Partlon, Bloomsburg
Shanna Fritz, Bloomsburg
Trish Leitzel, Bloomsburg
Maureen Burns, Bryant
Melissa Manseau, Bryant
Erika Grap, Lock Haven
Jen DeNault, Lock Haven
Janelle Ebaugh, Lock Haven

Individual Records

GOALS, GAME
4—Carol Whitehouse, Pfeiffer (5) vs. Bentley (3), 11-21-81.

GOALS, TOURNAMENT
4—Carol Whitehouse, Pfeiffer, two games, 1981.

ASSISTS, GAME
4—Kelly Platt, Bloomsburg (4) vs. Lock Haven (3), 11-8-98.

ASSISTS, TOURNAMENT
4—Kelly Platt, Bloomsburg (4) vs. Lock Haven (3), 11-8-98

SAVES, GAME
29—Jen Lawler, Indiana (Pa.) (1) vs. Lock Haven (2), 11-3-00.

Team Records

GOALS, GAME
5—Pfeiffer vs. Bentley (3), 11-21-81; Bloomsburg vs. Bentley (0), 11-10-02.

GOALS, BOTH TEAMS
8—Pfeiffer (5) vs. Bentley (3), 11-21-81.

PENALTY CORNERS, GAME
26—Bloomsburg (2) vs. Lock Haven (1), 11-7-93.

Won-Lost Records in Tournament Play

Team (Years Participated)	Yrs.	Won	Lost	Pct.	1st	2nd	3rd
Adelphi (1981)	1	0	1	.000	0	0	0
Bentley (1981-83-99-2000-01-02)	6	5	5	.500	1	4	0
Bloomsburg (1982-83-92-93-94-95-96-97-98-99-2002)	11	10	4	.714	7	4	0
Bryant (2002)	1	0	1	.000	0	0	1
Cal St. Chico (1981-82)	2	1	2	.333	0	0	0
C.W. Post (1982-83)	2	1	2	.333	0	0	0
East Stroudsburg (2001)	1	1	1	.500	0	1	0
Indiana (Pa.) (2000)	1	0	1	.000	0	0	1
Keene St. (1983)	1	1	1	.500	0	0	0
Kutztown (1982-83-97)	3	1	3	.250	0	1	0
Lock Haven (1982-83-92-93-94-95-96-98-2000-01-02)	11	8	6	.571	5	4	2
Mass.-Lowell (1982)	1	0	1	.000	0	0	0
Pfeiffer (1981)	1	2	0	1.000	1	0	0
St. Michael's (2000-01)	2	0	2	.000	0	0	2

All-Time Results

1981 Semifinals: Pfeiffer 1, Cal St. Chico 0; Bentley 2, Adelphi 1. **Championship:** Pfeiffer 5, Bentley 3.

1982 First Round: Kutztown 1, Mass.-Lowell 0; Cal St. Chico 3, C.W. Post 0. **Semifinals:** Lock Haven 3, Kutztown 0; Bloomsburg 1, Cal St. Chico 0 (2 ot, penalty strokes). **Championship:** Lock Haven 4, Bloomsburg 1.

1983 First Round: C.W. Post 2, Kutztown 0; Keene St. 1, Bentley 0. **Semifinals:** Lock Haven 4, C.W. Post 0; Bloomsburg 2, Keene St. 1. **Championship:** Bloomsburg 1, Lock Haven 0.

2000 Semifinals: Bentley 1, St. Michael's 0; Lock Haven 2, Indiana (Pa.) 1. **Championship:** Lock Haven 2, Bentley 0.

2001 Semifinals: East Stroudsburg 1, Lock Haven 0; Bentley 1, St. Michael's 0. **Championship:** Bentley 4, East Stroudsburg 2.

2002 Semifinals: Bentley 1, Bryant 0; Bloomsburg 2, Lock Haven 1. **Championship:** Bloomsburg 5, Bentley 0.

Note: In 1992-1999 only a championship game was played. Those results are on the previous page.

Field Hockey

DIVISION III

Edited by: Keri Potts.

2002 Championship

Highlights

Profs Perfection: One goal in the waning seconds of the first half was enough for Rowan to earn its first championship with a 1-0 win over Messiah November 23 at Springfield. The Profs capped a perfect 21-0 season with the win.

With 54 seconds remaining in a scoreless opening half, junior midfielder Michelle Thornton scored the game-winning goal on a penalty corner.

For the complete championship story, go to the December 9, 2002, issue of The NCAA News at www.ncaa.org on the World Wide Web.

All-Tournament Team: Thornton joined Rowan teammates Becky Peterson, Renee Phelps and Lindsay Hanson on the all-tournament team. Nelson, Brooke Good and Danae Chambers were honored from Messiah, along with Grace Rarich and Colleen Stamler from College of New Jersey and Lindsey Elliott and Lindsay Bard from Salisbury.

Photo by Nancy Palmieri/NCAA Photos

Michelle Thornton scored the lone goal in Rowan's win in the national title game.

Results

FIRST ROUND

NOVEMBER 13

AT MCDANIEL
McDaniel 6, Notre Dame 0

Notre Dame (Md.)	0	0—0
McDaniel	4	2—6

First half: M-Sarah LeBarron, 17:13; M-Kim Camponelli, 18:34; M-Melanie Thompson (Clara Hollingsworth), 22:53; M-Lindsay Ricks, 26:20.
Second half: M-Hollingsworth (Kristin Talarovich), 48:33; M-Danielle Unflat, 51:05.
Shots: Notre Dame (Md.) 9, McDaniel 23. Goalkeeper saves: ND-Collen Zamery 8; M-Becky Arnold 4. Penalty corners: Notre Dame (Md.) 4, McDaniel 13.

AT WELLESLEY
Wellesley 1, Eastern 0

Eastern	0	0—0
Wellesley	1	0—1

First half: W-Marret Arfsten (Rahkee Patel), 33:26.
Shots: Eastern 4, Wellesley 17. Goalkeeper saves: E-Joelyn Moyer 7; W-Caitlin Andrew 2. Penalty corners: Eastern 2, Wellesley 11.

SECOND ROUND

NOVEMBER 16

AT ROWAN
Rowan 4, McDaniel 1

McDaniel	0	1—1
Rowan	2	2—4

First half: R-Beth Raleigh, 8:24; R-Raleigh (Kelly Rose), 15:22.
Second half: R-Becky Peterson (Renee Phelps), 37:34; M-Clara Hollingsworth (Kim Camponelli), 62:51; R-Rose, 62:51.
Shots: McDaniel 15, Rowan 31. Goalkeeper saves: M-Becky Arnold 9; R-Christine Buteas 5. Penalty corners: McDaniel 11, Rowan 15.

Mary Washington 2, Roanoke 0

Roanoke	0	0—0
Mary Washington	1	1—2

First half: MW-Brynn Maguire, 28:33.
Second half: MW-Adrienne Trombley (Chrissy Soper), 59:17.
Shots: Roanoke 9, Mary Washington 15. Goalkeeper saves: R-Stephanie Calabro 7; MW-Robyn Lankford 4. Penalty corners: Roanoke 4, Mary Washington 12.

NOVEMBER 16

AT SALISBURY
Salisbury 6, New England Col. 1

New England Col.	1	0—1
Salisbury	4	2—6

First half: S-Jessica Manzone (Lindsey Elliott), 18:27; S-Erin Budd (Brittany Elliott), 21:53; S-Budd (B. Elliott), 24:46; S-L. Elliott (Jill Cressor), 31:26; NE-Laura Buffa, 34:16.
Second half: S-L. Elliott (Cressor), 59:15; S-Cressor (Melissa Webster), 60:10.
Shots: New England Col. 5, Salisbury 41. Goalkeeper saves: NE-Krista Milroy 21; S-Melissa Taylor 3. Penalty corners: New England Col. 8, Salisbury 22.

Cortland St. 5, Lynchburg 2

Lynchburg	1	1—2
Cortland St.	2	3—5

First half: CS-Julie Gentner (Ashley Ostrander), 10:49; CS-Alana LaMorte, 23:10; L-Linda Jack, 29:56.
Second half: L-Andrea Fleming, 33:43; CS-Stacey Russell, 45:03; CS-Jen Angelillo (Ostrander), 62:09; CS-Ostrander, 63:55.
Shots: Lynchburg 20, Cortland St. 21. Goalkeeper saves: L-Joanne Yednock 8; CS-Erin Morris 8. Penalty corners: Lynchburg 8, Cortland St. 8.

NOVEMBER 16

AT SKIDMORE
Skidmore 9, Wellesley 0

Wellesley	0	0—0
Skidmore	4	5—9

First half: S-Taryn Howard, 6:48; S-Howard, 15:45; S-Bridget Cummings (Lindsey Measeck), 18:45; S-Howard, 24:29.
Second half: S-Howard, 3:38; S-Cummings (Jackie Flanagan), 42:25; S-Colleen Barber (Flanagan, Carrie Caunter), 51:01; S-Hallory Mogren (Barber), 54:53; S-Howard (Flanagan), 69:02.
Shots: Wellesley 4, Skidmore 22. Goalkeeper saves: W-Caitlin Andrews 3, Kimberly Kolstad 5; S-Kristine Osmond 3. Penalty corners: Wellesley 4, Skidmore 9.

Col. of New Jersey 1, Susquehanna 0

Susquehanna	0	0—0
Col. of New Jersey	1	0—1

First half: TCNJ-Colleen Stamler (Laura Chowansky), 26:01.
Shots: Susquehanna 2, Col. of New Jersey 9. Goalkeeper saves: S-Katie Hess 6; TCNJ-Sara Bouroult 2. Penalty corners: Susquehanna 4, Col. of New Jersey 9.

NOVEMBER 15

AT MESSIAH
Messiah 2, Plymouth St. 1

Plymouth St.	1	0—1
Messiah	1	1—2

First half: M-Jenna Schwind (Aftan Fisher), 2:19; PS-Jill Matteson (Amanda Gutowski), 8:42.
Second half: M-Brooke Good (Jen Haverstick), 65:03.
Shots: Plymouth St. 9, Messiah 37. Goalkeeper saves: PS-Ellen Ward 16; M-Erica Nelson 5. Penalty corners: Plymouth St. 3, Messiah 18.

Williams 3, Wittenberg 0

Williams	2	1—3
Wittenberg	0	0—0

First half: WIL-Victoria Scott (Stephanie Noering), 2:57; WIL-Tara Boyd (Noering), 23:47.
Second half: WIL-Boyd (Moonjoo Han), 44:44.
Shots: Williams 16, Wittenberg 3. Goalkeeper saves: WIL-Wendy Stone 3; WIT-Jen Meyer 7. Penalty corners: Williams 8, Wittenberg 2.

THIRD ROUND

NOVEMBER 17

AT ROWAN
Rowan 5, Mary Washington 0

Mary Washington	0	0	—0
Rowan	4	1	—5

First half: R-Becky Peterson, 11:01; R-Jammie Hicks, 29:04; R-Beth Raleigh (Kelly Rose), 31:39; R-Rose (Jess Wadleigh, Jackie Massara), 35:00.
Second half: R-Peterson, 57:14.
Shots: Mary Washington 7, Rowan 28. Goalkeeper saves: MW-Robyn Lankford 14; Christine Buteas 1. Penalty corners: Mary Washington 8, Rowan 10.

NOVEMBER 17

AT SALISBURY
Salisbury 3, Cortland St. 1

Cortland St.	0	1	—1
Salisbury	1	2	—3

First half: S-Jessica Manzone (Erin Budd), 22:19.
Second half: S-Brittany Elliott (Budd), 37:45; CS-Jessica Seren 46:59; S-Lindsey Elliott (Budd), 65:30.
Shots: Cortland St. 10, Salisbury 11. Goalkeeper saves: CS-Erin Morris 3; S-Melissa Taylor 7. Penalty corners: Cortland St. 10, Salisbury 10.

NOVEMBER 17

AT SKIDMORE
Col. of New Jersey 4, Skidmore 3

Col. of New Jersey	2	2	—4
Skidmore	1	2	—3

First half: TCNJ-Lauren Wooster (Laura Chowansky, Jackie Soullin), 16:21; S-Jackie Flanagan (Colleen Barber), 24:12; TCNJ-Christie Shore (penalty shot), 32:49.
Second half: TCNJ-Christie Shore, 41:23; TCNJ-Jessica Hamway (Abbie Smith), 45:49; S-Hallory Mogren, 52:56; S-Bridget Cummings, 66:27.
Shots: Col. of New Jersey 15, Skidmore 19. Goalkeeper saves: TCNJ-Sara Bouroult 8; S-Kristine Osmond 6. Penalty corners: Col. of New Jersey 8, Skidmore 14.

NOVEMBER 16

AT MESSIAH
Messiah 2, Williams 0

Williams	0	0	—0
Messiah	1	1	—2

First half: M-Aftan Fisher (Jenna Schwind), 4:05.
Second half: M-Schwind (Brooke Good), 67:04.
Shots: Williams 9, Messiah 8. Goalkeeper saves: W-Wendy Stone 1; M-Erica Nelson 4. Penalty corners: Williams 8, Messiah 4.

SEMIFINALS

NOVEMBER 22

AT SPRINGFIELD
Rowan 3, Salisbury 2 (ot)

Salisbury	0	2	0	0	—2
Rowan	2	0	0	1	—3

First half: R-Becky Peterson (Beth Raleigh), 8:44; R-Raleigh (Jammie Hicks), 33:18.
Second half: S-Lindsey Elliott (Melissa Webster), 42:11; S-Jessica Manzone (Erin Budd), 58:58.
Overtime: R-Hicks, 85:13.
Shots: Salisbury 12, Rowan 19. Goalkeeper saves: Salisbury (Melissa Taylor) 11; Rowan (Christine Buteas) 5. Penalty corners: Salisbury 8, Rowan 17.

Messiah 1, Col. of New Jersey 0

Messiah	0	1	— 1
Col. of New Jersey	0	0	— 0

Second half: M-Danae Chambers (Jenna Schwind), 60:42.
Shots: Messiah 9, Col. of New Jersey 8. Goalkeeper saves: Messiah (Erica Nelson) 4, Col. of New Jersey (Sara Bouroult) 8. Penalty corners: Messiah 9, Col. of New Jersey 4.

CHAMPIONSHIP

NOVEMBER 23
Rowan 1, Messiah 0

Messiah	0	0	— 0
Rowan	1	0	— 1

First half: R-Michelle Thornton (Jackie Massara, Jess Wadleigh), 34:06.
Shots: Messiah 6, Rowan 16. Goalkeeper saves: Messiah (Erica Nelson) 8; Rowan (Christine Buteas) 4. Penalty corners: Messiah 7, Rowan 13.

History

Team Results

Year	Champion (Record)	Coach	Score	Runner-Up	Host or Site
1981	Col. of New Jersey (20-0)	Melissa Magee	2-0	Frank. & Marsh.	Westfield St.
1982	Ithaca (18-3)	Doris Kostrinsky	2-1 (2 ot)*	Col. of New Jersey	Elizabethtown
1983	Col. of New Jersey (23-1)	Melissa Magee	2-1	Ithaca	Ithaca
1984	Bloomsburg (19-0)	Jan Hutchinson	3-2	Messiah	Col. of New Jersey
1985	Col. of New Jersey (22-3)	Sharon Goldbrenner	2-1	Millersville	Drew
1986	Salisbury (21-0)	Karen Weaver	3-2	Bloomsburg	Col. of New Jersey
1987	Bloomsburg (24-1-0)	Jan Hutchinson	1-0	William Smith	William Smith
1988	Col. of New Jersey (21-0-2)	Sharon Goldbrenner	3-2 (2 ot)*	Bloomsburg	Col. of New Jersey
1989	Lock Haven (17-4-2)	Sharon Taylor	2-1	Col. of New Jersey	Cortland St.
1990	Col. of New Jersey (18-0-1)	Sharon Goldbrenner	2-1	Bloomsburg	Bloomsburg
1991	Col. of New Jersey (19-0-1)	Sharon Goldbrenner	1-0	Bloomsburg	Col. of New Jersey
1992	William Smith (22-1)	Sally Scatton	1-0	Col. of New Jersey	Col. of New Jersey
1993	Cortland St. (22-1-1)	Pat Rudy	1-0	Mary Washington	Mary Washington
1994	Cortland St. (24-1)	Pat Rudy	2-1	Col. of New Jersey	Messiah
1995	Col. of New Jersey (20-0)	Sharon Goldbrenner-Pfluger	2-1	Messiah	Col. of New Jersey
1996	Col. of New Jersey (21-1)	Sharon Goldbrenner-Pfluger	2-1	Hartwick	Col. of New Jersey
1997	William Smith (20-2)	Sally Scatton	3-0	Cortland St.	Lebanon Valley
1998	Middlebury (17-1)	Missy Foote	3-2 (ot)	William Smith	William Smith
1999	Col. of New Jersey (20-0)	Sharon Goldbrenner-Pfluger	4-1	Amherst	Col. of New Jersey
2000	William Smith (20-1)	Sally Scatton	1-0	Springfield	Salisbury
2001	Cortland St. (19-2)	Cynthia Wetmore	1-0	Messiah	Springfield
2002	Rowan (21-0)	Penny Kempf	1-0	Messiah	Springfield

**Penalty strokes.*

All-Tournament Teams

1982
Dianne Wrap, Ithaca
Clare Lamont, Ithaca
Diane Smith, Col. of New Jersey
Leanne McFalls, Frank. & Marsh.
Nancy Dillard, Denison
Cathy Foto, Ithaca
Tracey Moyer, Ithaca
Lori Jung, Col. of New Jersey
Susan LaPierre, Col. of New Jersey
Sandy Swope, Frank. & Marsh.
Dina Ayers, Col. of New Jersey

1983
Linda Amuso, Ithaca
Charlotte Heenan, Col. of New Jersey
Kristen Hull, Denison
Lori Jung, Col. of New Jersey
Clare Lamont, Ithaca
Tara Maloney, Denison
Rebecca Orr, Frank. & Marsh.
Mildred Piscopo, Ithaca
Holly Trumpovicz, Col. of New Jersey
Carol Whitehouse, Col. of New Jersey
Donna Zaccaria, Frank. & Marsh.

1984
Heather Doyle, Ithaca
Linda Hershey, Bloomsburg

Karen Hertzler, Bloomsburg
Kim Leppo, Messiah
Annette Mullen, Messiah
Mildred Piscopo, Ithaca
Bridget Roun, Col. of New Jersey
Carla Shearer, Bloomsburg
Cheryl Simonsen, Col. of New Jersey
Diane Smith, Col. of New Jersey
Jennifer Terranova, Messiah

1985
Margie Flynn, Col. of New Jersey
Sue Gallo, Col. of New Jersey
Chris Heddy, Col. of New Jersey
Charlotte Heenan, Col. of New Jersey
Cheryl Simonsen, Col. of New Jersey
Marie Whalen, Col. of New Jersey
Karen Hertzler, Bloomsburg
Carla Shearer, Bloomsburg
Kelley Shea, Millersville
Chris Telfer, Millersville
Sally Gormley, Drew

1987
Cindy Daeche, Bloomsburg
Daneen Dero, Bloomsburg
April Kolar, Bloomsburg
Sharon Reilly, Bloomsburg
Susie Slocum, Bloomsburg
Karen Carpenter, William Smith
Louise Schachter, William Smith
Sarah Warriner, William Smith
Jill Stewart, Salisbury
Diane Swetnam, Salisbury
Stephanie Irish, Southern Me.

1988
Denise Brown, Col. of New Jersey
Suzi Housel, Col. of New Jersey
Diane Rausenberger, Col. of New Jersey
Marie Whalen, Col. of New Jersey
Daneen Fero, Bloomsburg
Cindy Hurst, Bloomsburg
Gisela Smith, Bloomsburg
Stacey Satterlee, Cortland St.
Lenore Zacek, Cortland St.
Jill Stewart, Salisbury
Sharon Montgomery, Salisbury

1989
Melissa Carmen, Lock Haven
Tara Egolf, Lock Haven
Gia Sgrignoli, Lock Haven
Dawn Zipay Therrell, Lock Haven
Gina Carey, Col. of New Jersey
Cathleen Filippello, Col. of New Jersey
Meghan Kelly, Col. of New Jersey
Nora Bender, Cortland St.
Kris LaPaglia, Cortland St.
Linda Smith, Cortland St.
Corrine Carroll, St. Lawrence

1990
Denise Miller, Bloomsburg
Gisela Smith, Bloomsburg
Kathy Frick, Bloomsburg
Gina Carey, Col. of New Jersey
Meghan Kelly, Col. of New Jersey
Cathleen Filippello, Col. of New Jersey
Lauri Hoober, Messiah
Sheila Frey, Messiah
Carrie Brown, Messiah
Beth Stitzel, Lock Haven
Brooke Altland, Lock Haven

1991
Heather Lawall, Bloomsburg
Denise Miller, Bloomsburg
Gisela Smith, Bloomsburg
Mimi Bourguin, Hartwick
Christy Sapone, Hartwick
Amber Smith, Hartwick
Brooke Altland, Lock Haven
Robyn Rinkowski, Lock Haven
Gina Carey, Col. of New Jersey
Jill Cosse, Col. of New Jersey
Jill Shipley, Col. of New Jersey

1992
Samantha Emmet, William Smith
Ann Lynch, William Smith
Melanie Nelson, William Smith
Liz Scribner, William Smith
Cathleen Filippello, Col. of New Jersey
Leslie Lehr, Col. of New Jersey
Cathy Swezey, Col. of New Jersey
Kristen Guttilla, Salisbury
Nicki Houghton, Salisbury
Debbie Dietrich, Messiah
Traci Schoffstall, Messiah

1993
Stephanie Lowe, Mary Washington
Candice Malone, Mary Washington
April Moshos, Mary Washington
Michelle O'Hanlon, Mary Washington
Gina Carlo, Cortland St.
Carol Merchant, Cortland St.
Denise Taber, Cortland St.
Robin Selbst, Col. of New Jersey
Barbara Anne Hieb, Col. of New Jersey
Marcia Gray, Trinity (Conn.)
Braxton Jones, Trinity (Conn.)

1994
Dani Innerst, Cortland St.
Carol Merchant, Cortland St.
Denise Taber, Cortland St.
Amie Jones, Cortland St.
Barbara Anne Hieb, Col. of New Jersey
Sharon Ruppe, Col. of New Jersey
Robin Selbst, Col. of New Jersey
Joan Ginder, Messiah
Heather Moyer, Messiah
Sarah Martin, Middlebury
Marnie Virden, Middlebury

1995
Laura Stryjewski, Col. of New Jersey
Melanie Vasofski, Col. of New Jersey
Jennifer Cortese, Col. of New Jersey
Jeanne Bizzoco, Col. of New Jersey
Lauren Mistretta, Col. of New Jersey
Christy Davis, Messiah
Cindy Toms, Messiah
Krista Ebersole, East. Mennonite
Candi Sauder, East. Mennonite
Laura Permut, Wellesley
Sherry Sebesta, Wellesley

1996
Melanie Vasofski, Col. of New Jersey
Beth Pursell, Col. of New Jersey
Donna Pecoraro, Col. of New Jersey
Jackie Mouillesseaux, Cortland St.
Dani Innerst, Cortland St.
Catherine Bodisco-Massink, Cortland St.
Jonna Macri, Cortland St.
Nicole Rushton, Hartwick
Jennifer Motyka, Hartwick
Andrea Stetler, Lebanon Valley
Angela Lewis, Lebanon Valley

1997
Bianca Dupuis, William Smith
Ami Ford, William Smith
Amy Woodland, William Smith
Sue Thibodeau, William Smith
Shawn Proctor, Cortland St.
Kristin DiMarzo, Cortland St.
Stephanie Acompora, Cortland St.
Lindsay Nelson, Messiah
Erica Abrams, Messiah
Rebecca Elliott, Lebanon Valley
Erin Schmid, Lebanon Valley

1998
Heidi Dripps, Middlebury
Nina Johnson, Middlebury
Jessa Martin, Middlebury
Heidi Howard, Middlebury
Amy Woodland, William Smith
Sage Lansing, William Smith
Rebecca Arminger, William Smith
Stephanie Andre, Rowan
Joleen Jaworski, Rowan

1999
Kelly McMahon, Cortland St.
Elizabeth Kyle, Springfield
Sarah Kelly, Springfield
Gretchen Bowe, Amherst
Mairin Brady, Amherst
Tiffany Waskowicz, Amherst
Kris Arnold, Col. of New Jersey
Tiffany Trockenbrod, Col. of New Jersey
Jami Holtz, Col. of New Jersey
Gwen Runkle, Col. of New Jersey
Jackie Conroy, Col. of New Jersey

2000
Nicky Livingston, William Smith
Jess Pascano, William Smith
Lauren Von Bereghy, William Smith
Liz Sena, Springfield
Caroline Black, Springfield
Liz Kyle, Springfield
Abby Perham, Springfield
Kelly Engelbart, Rowan
Moriah Holmstrom, Rowan
Kristen Seaton, Salisbury
Tara Webster, Salisbury

2001
Julie Gentner, Cortland St.
Erin Ryder, Cortland St.
Bonnie Kenna, Cortland St.
Becky Gillette, Cortland St.
Danae Chambers, Messiah
Allison Harris, Messiah
Michele Sandowich, Messiah
Taryn Howard, Skidmore
Stephanie Walters, Skidmore
Kerri Hunt, Col. of New Jersey
Megan McCall, Col. of New Jersey

2002
Michelle Thornton, Rowan
Becky Peterson, Rowan
Renee Phelps, Rowan
Lindsay Hanson, Rowan
Erica Nelson, Messiah
Brooke Good, Messiah
Danae Chambers, Messiah
Grace Rarich, Col. of New Jersey
Colleen Stamler, Col. of New Jersey
Lindsey Elliott, Salisbury
Lindsay Bard, Salisbury

Individual Records

GOALS, GAME
5—Taryn Howard, Skidmore (9) vs. Wellesley (0), 11-16-2002.

GOALS, TOURNAMENT
7—Denise Miller, Bloomsburg, four games, 1990.

ASSISTS, GAME
3—Penny Kempf, Col. of New Jersey (9) vs. Rowan (1), 11-7-86; Tara Egolf, Lock Haven (5) vs. William Smith (3), 11-4-89; Charlene Van Doren, Hartwick (6) vs. New England Col. (1), 11-3-99; Jackie Flanagan, Skidmore (9) vs. Wellesley (0), 11-16-2002.

ASSISTS, TOURNAMENT
7—Tara Egolf, Lock Haven, four games, 1989.

SAVES, GAME

33—Shelly Hall, Hartwick (1) vs. Col. of New Jersey (2), 11-16-96.

FEWEST GOALS PER GAME ALLOWED, TOURNAMENT

0.25—Wendy Trockenbrod, Col. of New Jersey, four games, 1991; Amie Jones, Cortland St., four games, 1993; Catherine Bodisco Massink, Cortland St., four games, 1996.

Team Records

GOALS, GAME

9—Col. of New Jersey vs. Rowan (1), 11-7-86; Skidmore vs. Wellesley (0), 11-16-2002.

GOALS, BOTH TEAMS

10—Col. of New Jersey (9) vs. Rowan (1), 11-7-86.

GOALS PER GAME, TOURNAMENT

4.00—Col. of New Jersey, three games, 1983; Col. of New Jersey, four games, 1994.

FEWEST GOALS PER GAME ALLOWED, TOURNAMENT

0.25—Col. of New Jersey, four games, 1991; Cortland St., four games, 1993.

PENALTY CORNERS, GAME

34—Ithaca (2) vs. Col. of New Jersey (1), 11-20-82.

Won-Lost Records in Tournament Play

Team (Years Participated)	Yrs.	Won	Lost	Pct.	1st	2nd	3rd	4th
Amherst (1996-99-2000)	3	3	3	.500	0	1	0	0
Bentley (1985-86)	2	3	3	.500	0	0	0	1
Bloomsburg (1984-85-86-87-88-89-90-91)	8	24	6	.800	2	4	1	0
Bowdoin (1997-99-2000)	3	0	3	.000	0	0	0	0
Bridgewater St. (1982-85-88)	3	1	3	.250	0	0	0	0
Calvin (1987-88)	2	0	2	.000	0	0	0	0
Clark (Mass.) (1991)	1	0	1	.000	0	0	0	0
Cortland St. (1982-83-84-85-87-88-89-91-92-93-94-95-96-97-99-2000-01-02)	18	32	16	.667	3	1	3	1
Denison (1982-83-84-86-91-92-93-94-99-2000)	10	4	12	.250	0	0	0	2
DePauw (1990-99)	2	0	2	.000	0	0	0	0
Drew (1983-85-86)	3	2	4	.333	0	0	0	1
East Stroudsburg (1987-88-90)	3	1	3	.250	0	0	0	0
Eastern (2000-02)	2	0	2	.000	0	0	0	0
East. Mennonite (1992-93-95-96-97-98-99-2000)	8	4	8	.333	0	0	1	0
Elizabethtown (1981-82-83-84-85-86-87-88)	8	5	9	.357	0	0	0	1
FDU-Madison (1984-86)	2	1	2	.333	0	0	0	0
Frank. & Marsh. (1981-82-83-91-92)	5	7	5	.583	0	1	2	0
Frostburg St. (1981-82-84-85-86-87)	6	2	6	.250	0	0	0	0
Gettysburg (1986-87-94-98-99-2001)	6	2	6	.250	0	0	0	0
Gordon (2001)	1	0	1	.000	0	0	0	0
Goucher (1994-95)	2	0	2	.000	0	0	0	0
Gwynedd-Mercy (1999)	1	0	1	.000	0	0	0	0
Hartwick (1990-91-94-96-98-99)	6	9	6	.600	0	1	1	0
Ithaca (1982-83-84-85-86-87-90-91-92-93-94-95-96-97-98-2000)	16	12	15	.444	1	1	1*	0
Johns Hopkins (1990-92-93-99-2000)	5	1	5	.167	0	0	0	0
Keene St. (1998)	1	0	1	.000	0	0	0	0
Kenyon (1989)	1	0	1	.000	0	0	0	0
Kutztown (1988)	1	1	1	.500	0	0	0	0
Lebanon Valley (1988-91-92-93-95-96-97-98-99-2000)	10	11	11	.500	0	0	1	1
Lock Haven (1989-90-91)	3	8	4	.667	1	0	0	2
Lynchburg (1983-84-88-89-2001-02)	6	1	6	.143	0	0	0	0
Mary Washington (1991-93-94-95-2001-02)	6	4	6	.400	0	1	0	0
McDaniel (2002)	1	1	1	.500	0	0	0	0
Messiah (1984-85-86-88-89-90-91-92-93-94-95-96-97-98-2001-02)	16	27	16	.628	0	4	4	0
Middlebury (1994-96-98)	3	6	3	.667	1	0	0	1
Millersville (1984-85-86-88-89-90)	6	4	6	.400	0	1	0	0
Mount Holyoke (2001)	1	0	1	.000	0	0	0	0
Muhlenberg (1989)	1	0	1	.000	0	0	0	0
New England Col. (1982-99-2000-02)	4	1	4	.200	0	0	0	0
Col. of New Jersey (1981-82-83-84-85-86-87-88-89-90-91-92-93-94-95-96-97-98-99-2000-01-02)	22	59	13	.819	9	4	5*	0
Notre Dame (Md.) (2001-02)	2	0	2	.000	0	0	0	0
Ohio Wesleyan (1987-88-89-90-91-92-93-95)	8	0	8	.000	0	0	0	0
Oneonta St. (1984-90-92)	3	1	3	.250	0	0	0	0
Plymouth St. (1984-93-94-2000-01-02)	6	2	6	.250	0	0	0	0
Roanoke (2002)	1	0	1	.000	0	0	0	0
Rowan (1982-85-86-92-93-97-98-99-2000-01-02)	11	11	10	.524	1	0	2	0
St. Lawrence (1987-89-94-2001)	4	4	5	.444	0	0	0	1
Salem St. (1982-83-84-86-87-88-89)	7	2	7	.222	0	0	0	0
Salisbury (1984-85-86-87-88-89-90-91-92-94-95-96-97-98-99-2000-01-02)	18	23	18	.561	1	0	4	1
Scranton (1997)	1	0	1	.000	0	0	0	0
Shippensburg (1985)	1	0	1	.000	0	0	0	0
Skidmore (1998-99-2001-02)	4	4	4	.500	0	0	1	0
Slippery Rock (1987)	1	1	1	.500	0	0	0	0
Smith (1983-93)	2	1	2	.333	0	0	0	0
Springfield (1997-99-2000)	3	5	3	.625	0	1	1	0
Southern Me. (1987-89-90-92)	4	2	5	.286	0	0	0	1
Susquehanna (1993-99-2002)	3	1	3	.250	0	0	0	0
Swarthmore (1996)	1	0	1	.000	0	0	0	0
Trinity (Conn.) (1993-96-97-98)	4	5	5	.500	0	0	1	1
Tufts (1995-98)	2	0	2	.000	0	0	0	0
Washington (Md.) (1996-97)	2	0	2	.000	0	0	0	0
Wellesley (1995-2002)	2	3	3	.500	0	0	0	1
Wesley (2001)	1	0	1	.000	0	0	0	0
Westfield St. (1981)	1	2	1	.667	0	0	1	0
Wheaton (Mass.) (1983)	1	1	1	.500	0	0	0	0
Wilkes (1995)	1	0	1	.000	0	0	0	0
Wm. Paterson (2000)	1	0	1	.000	0	0	0	0

Team (Years Participated)	Yrs.	Won	Lost	Pct.	1st	2nd	3rd	4th
William Smith (1987-88-89-90-91-92-93-94-95-96-97-98-2000-01)	14	25	11	.694	3	2	0	0
Williams (1994-95-96-97-2000-01-02)	7	4	7	.364	0	0	0	0
Wis.-Stevens Point (1981-82-85)	3	0	3	.000	0	0	0	0
Wittenberg (1994-95-97-98-2002)	5	0	5	.000	0	0	0	0
Wooster (1983-84-85-86-96-2001)	6	1	6	.143	0	0	0	0
Worcester Tech (1989-90-91-92)	4	1	4	.200	0	0	0	0

**Ithaca and Col. of New Jersey tied for third in 1984 (no third-place game). Starting in 1997, there was no third-place game.*

All-Time Results

1981 First Round: Westfield St. 2, Frostburg St. 1; Elizabethtown 2, Wis.-Stevens Point 0. **Semifinals:** Col. of New Jersey 2, Westfield St. 1; Frank. & Marsh. 1, Elizabethtown 0. **Third Place:** Westfield St. 3, Elizabethtown 2 (2 ot). **Championship:** Col. of New Jersey 2, Frank. & Marsh. 0.

1982 First Round: Bridgewater St. 1, New England Col. 0; Denison 2, Wis.-Stevens Point 1; Salem St. 2, Frostburg St. 1 (2 ot, penalty strokes); Cortland St. 3, Rowan 2 (2 ot, penalty strokes). **Second Round:** Col. of New Jersey 2, Bridgewater St. 1; Denison 3, Elizabethtown 2; Frank. & Marsh. 2, Salem St. 0; Ithaca 5, Cortland St. 1. **Semifinals:** Col. of New Jersey 2, Denison 1 (2 ot); Ithaca 2, Frank. & Marsh. 0. **Third Place:** Frank. & Marsh. 2, Denison 0. **Championship:** Ithaca 2, Col. of New Jersey 1 (2 ot, penalty strokes).

1983 First Round: Wheaton (Mass.) 2, Salem St. 0; Smith 6, Wooster 0; Frank. & Marsh. 2, Cortland St. 1 (2 ot); Elizabethtown 2, Lynchburg 0. **Second Round:** Col. of New Jersey 6, Wheaton (Mass.) 1; Denison 2, Smith 1; Frank. & Marsh. 2, Drew 1; Ithaca 4, Elizabethtown 0. **Semifinals:** Col. of New Jersey 4, Denison 1; Ithaca 3, Frank. & Marsh. 1. **Third Place:** Frank. & Marsh. 1, Denison 0. **Championship:** Col. of New Jersey 2, Ithaca 1.

1984 First Round: Ithaca 2, Cortland St. 1 (3 ot, penalty strokes); Oneonta St. 3, Wooster 0; Salem St. 4, Denison 0; Messiah 3, Plymouth St. 0; Bloomsburg 2, Millersville 0; Salisbury 2, Elizabethtown 1; Frostburg St. 3, FDU-Madison 1; Col. of New Jersey 3, Lynchburg 0. **Second Round:** Ithaca 3, Oneonta St. 0; Messiah 2, Salem St. 0; Bloomsburg 3, Salisbury 1 (ot); Col. of New Jersey 5, Frostburg St. 1. **Semifinals:** Messiah 1, Ithaca 0; Bloomsburg 2, Col. of New Jersey 1. **Championship:** Bloomsburg 3, Messiah 2.

1985 First Round: Bloomsburg 1, Bridgewater St. 0; Bentley 2, Wis.-Stevens Point 1 (ot); Col. of New Jersey 3, Rowan 2 (ot); Messiah 3, Salisbury 2; Millersville 2, Frostburg St. 1; Elizabethtown 3, Shippensburg 2 (ot); Drew 2, Ithaca 1 (3 ot, penalty strokes); Wooster 1, Cortland St. 0 (3 ot, penalty strokes). **Second Round:** Bloomsburg 3, Bentley 1 (ot); Col. of New Jersey 1, Messiah 0; Millersville 2, Elizabethtown 0; Drew 1, Wooster 0. **Semifinals:** Col. of New Jersey 1, Bloomsburg 0; Millersville 1, Drew 0. **Third Place:** Bloomsburg 4, Drew 1. **Championship:** Col. of New Jersey 2, Millersville 1.

1986 First Round: Salisbury 1, Millersville 0; Messiah 1, Gettysburg 0; Bentley 4, Wooster 0; Ithaca 1, Salem St. 0 (2 ot); Col. of New Jersey 9, Rowan 1; FDU-Madison 2, Drew 0; Bloomsburg 6, Denison 3; Elizabethtown 2, Frostburg St. 0. **Second Round:** Salisbury 2, Messiah 1; Bentley 2, Ithaca 1; Col. of New Jersey 3, FDU-Madison 1; Bloomsburg 4, Elizabethtown 3. **Semifinals:** Salisbury 2, Bentley 1; Bloomsburg 2, Col. of New Jersey 1. **Third Place:** Col. of New Jersey 1, Bentley 0. **Championship:** Salisbury 3, Bloomsburg 2.

1987 First Round: Bloomsburg 5, Ohio Wesleyan 1; Slippery Rock 4, Calvin 0; Southern Me. 3, Salem St. 1; Elizabethtown 2, St. Lawrence 1; William Smith 3, East Stroudsburg 1 (3 ot); Cortland St. 1, Ithaca 0; Frostburg St. 1, Gettysburg 0 (3 ot, penalty strokes); Salisbury 2, Col. of New Jersey 1 (ot). **Second Round:** Bloomsburg 7, Slippery Rock 2; Southern Me. 2, Elizabethtown 1; William Smith 2, Cortland St. 1; Salisbury 3, Frostburg St. 1. **Semifinals:** Bloomsburg 2, Southern Me. 0; William Smith 2, Salisbury 1 (3 ot). **Third Place:** Salisbury 1, Southern Me. 0. **Championship:** Bloomsburg 1, William Smith 0.

1988 First Round: Bloomsburg 7, Calvin 0; Lebanon Valley 1, Elizabethtown 0; Cortland St. 2, Salem St. 1; William Smith 2, Bridgewater St. 1 (3 ot, penalty strokes); Kutztown 2, Messiah 1 (3 ot, penalty strokes); Salisbury 4, Ohio Wesleyan 0; Millersville 2, East Stroudsburg 1; Col. of New Jersey 5, Lynchburg 0. **Second Round:** Bloomsburg 2, Lebanon Valley 0; Cortland St. 2, William Smith 1; Salisbury 2, Kutztown 1; Col. of New Jersey 3, Millersville 0. **Semifinals:** Bloomsburg 1, Cortland St. 0 (2 ot); Col. of New Jersey 2, Salisbury 0. **Third Place:** Salisbury 2, Cortland St. 0. **Championship:** Col. of New Jersey 3, Bloomsburg 2 (2 ot).

1989 First Round: Col. of New Jersey 3, Lynchburg 0; Salisbury 4, Millersville 0; Worcester Tech 4, Southern Me. 0; Cortland St. 2, Salem St. 0; Bloomsburg 1, Messiah 0; St. Lawrence 1, Muhlenberg 0; William Smith 1, Ohio Wesleyan 0; Lock Haven 4, Kenyon 0. **Second Round:** Col. of New Jersey 3, Salisbury 0; Cortland St. 2, Worcester Tech 1; St. Lawrence 2, Bloomsburg 1 (ot); Lock Haven 5, William Smith 3. **Semifinals:** Col. of New Jersey 2, Cortland St. 1; Lock Haven 4, St. Lawrence 0. **Third Place:** Cortland St. 3, St. Lawrence 2 (3 ot, penalty strokes). **Championship:** Lock Haven 2, Col. of New Jersey 1.

1990 First Round: Bloomsburg 8, DePauw 1; East Stroudsburg 1, Ohio Wesleyan 0; William Smith 5, Ithaca 1; Lock Haven 1, Worcester Tech 0; Col. of New Jersey 3, Oneonta St. 1; Hartwick 2, Southern Me. 1 (2 ot); Messiah 3, Johns Hopkins 0; Salisbury 1, Millersville 0. **Second Round:** Bloomsburg 2, East Stroudsburg 1; Lock Haven 3, William Smith 0; Col. of New Jersey 3, Hartwick 0; Messiah 4, Salisbury 0. **Semifinals:** Bloomsburg 4, Lock Haven 0; Col. of New Jersey 2, Messiah 1. **Third Place:** Messiah 2, Lock Haven 1. **Championship:** Col. of New Jersey 2, Bloomsburg 1.

1991 First Round: Bloomsburg 2, Frank. & Marsh. 0; Lebanon Valley 2, Worcester Tech 1 (3 ot, penalty strokes); Cortland St. 1, Clark (Mass.) 0; Hartwick 1, William Smith 0; Col. of New Jersey 5, Mary Washington 0; Salisbury 3, Messiah 2; Lock Haven 4, Denison 0; Ithaca 3, Ohio Wesleyan 1. **Second Round:** Bloomsburg 2, Lebanon Valley 0; Hartwick 2, Cortland St. 1; Col. of New Jersey 1, Salisbury 0 (ot); Lock Haven 2, Ithaca 1. **Semifinals:** Bloomsburg 2, Hartwick 1 (3 ot, penalty strokes); Col. of New Jersey 4, Lock Haven 1. **Third Place:** Hartwick 3, Lock Haven 2 (ot). **Championship:** Col. of New Jersey 1, Bloomsburg 0.

1992 First Round: William Smith 1, Worcester Tech 0; Ithaca 1, Oneonta St. 0; Frank. and Marsh. 2, East. Mennonite 0; Salisbury 2, Johns Hopkins 1; Col. of New Jersey 2, Southern Me. 1 (ot); Rowan 1, Lebanon Valley 0 (2 ot); Cortland St. 6, Denison 1; Messiah 2, Ohio Wesleyan 0. **Second Round:** William Smith 2, Ithaca 1; Salisbury 3, Frank. and Marsh. 0; Col. of New Jersey 1, Rowan 0 (ot); Messiah 1, Cortland St. 0. **Semifinals:** William Smith 2, Salisbury 1 (ot); Col. of New Jersey 1, Messiah 0 (ot). **Third Place:** Messiah 1, Salisbury 0 (2 ot). **Championship:** William Smith 1, Col. of New Jersey 0.

1993 First Round: Cortland St. 3, Denison 0; Ithaca 2, Susquehanna 1; William Smith 1, Smith 0; Trinity (Conn.) 3, Plymouth St. 1; Col. of New Jersey 2, Ohio Wesleyan 1; Lebanon Valley 1, Rowan 0 (2 ot, penalty strokes); Mary Washington 2, Johns Hopkins 1; Messiah 3, East. Mennonite 0. **Second Round:** Cortland St. 1, Ithaca 0; Trinity (Conn.) 2, William Smith 1 (2 ot, penalty strokes); Col. of New Jersey 3, Lebanon Valley 0; Mary Washington 1, Messiah 0 (ot). **Semifinals:** Cortland St. 2, Trinity (Conn.) 1; Mary Washington 1, Col. of New Jersey 0. **Third Place:** Col. of New Jersey 1, Trinity (Conn.) 0. **Championship:** Cortland St. 1, Mary Washington 0.

1994 First Round: Col. of New Jersey 4, Hartwick 1; Salisbury 2, Goucher 0; Plymouth St. 1, Williams 0 (ot); Middlebury 3, Ithaca 2 (ot); William Smith 3, Denison 1; Messiah 3, Mary Washington 0; Cortland St. 2, Gettysburg 1; St. Lawrence 2, Wittenberg 1 (2 ot). **Second Round:** Col. of New Jersey 7, Salisbury 0; Middlebury 5, Plymouth St. 1; Messiah 1, William Smith 0 (2 ot, penalty strokes, sudden death); Cortland St. 3, St. Lawrence 1. **Semifinals:** Col. of New Jersey 4, Middlebury 1; Cortland St. 2, Messiah 1 (2 ot, penalty strokes). **Third Place:** Messiah 1, Middlebury 0 (ot). **Championship:** Cortland St. 2, Col. of New Jersey 1.

1995 First Round: Wellesley 1, William Smith 0 (ot); Lebanon Valley 1, Goucher 0 (2 ot, penalty strokes); Messiah 3, Mary Washington 2 (2 ot); Cortland St. 1, Wilkes 0; Col. of New Jersey 2, Tufts 0; Williams 2, Ithaca 0; East. Mennonite 5, Wittenberg 1; Salisbury 2, Ohio Wesleyan 1 (ot). **Second Round:** Wellesley 1, Lebanon Valley 0; Messiah 3, Cortland St. 2; Col. of New Jersey 3, Williams 1; East. Mennonite 3, Salisbury 2 (2 ot). **Semifinals:** Messiah 1, Wellesley 0 (ot); Col. of New Jersey 2, East. Mennonite 0. **Third Place:** East. Mennonite 3, Wellesley 2 (ot). **Championship:** Col. of New Jersey 2, Messiah 1.

1996 First Round: Col. of New Jersey 6, Washington (Md.) 0; William Smith 4, Amherst 3; Williams 2, Salisbury 1; Lebanon Valley 1, Ithaca 0 (ot); Messiah 3, Swarthmore 0; Cortland St. 3, Wooster 0; East. Mennonite 2, Trinity (Conn.) 1; Hartwick 2, Middlebury 1. **Second Round:** Col. of New Jersey 4, William Smith 1; Lebanon Valley 2, Williams 1 (ot); Cortland St. 2, Messiah 0; Hartwick 3, East. Mennonite 2. **Semifinals:** Col. of New Jersey 1, Cortland St. 0 (ot); Hartwick 3, Lebanon Valley 2. **Third Place:** Cortland St. 3, Lebanon Valley 0. **Championship:** Col. of New Jersey 2, Hartwick 1.

1997 First Round: Lebanon Valley 4, Wittenberg 1; Ithaca 2, East. Mennonite 1; William Smith 2, Rowan 1 (ot); Col. of New Jersey 1, Scranton 0; Salisbury 1, Washington (Md.) 0 (2 ot); Messiah 3, Springfield 2 (ot); Trinity (Conn.) 3, Bowdoin 1; Cortland St. 3, Williams 1. **Second Round:** Lebanon Valley 3, Ithaca 2; William Smith 2, Col. of New Jersey 0; Messiah 1, Salisbury 0; Cortland St. 3, Trinity (Conn.) 2. **Semifinals:** William Smith 2, Lebanon Valley 1 (2 ot, penalty strokes); Cortland St. 1, Messiah 0. **Championship:** William Smith 3, Cortland St. 0.

1998 First Round: Hartwick 1, East. Mennonite 0; Trinity (Conn.) 4, Messiah 0; Middlebury 5, Skidmore 2; Col. of New Jersey 2, Keene St. 0; William Smith 5, Wittenberg 1; Lebanon Valley 1, Salisbury 0; Rowan 1, Tufts 0 (ot); Gettysburg 3, Ithaca 0. **Second Round:** Trinity (Conn.) 2, Hartwick 0; Middlebury 3, Col. of New Jersey 2; William Smith 2, Lebanon Valley 0; Rowan 2, Gettysburg 1. **Semifinals:** William Smith 2, Rowan 1; Middlebury 4, Trinity (Conn.) 1. **Championship:** Middlebury 3, William Smith 2 (ot).

1999 First Round: Hartwick 6, New England Col. 1; Susquehanna 6, Gwynedd-Mercy 1. **Second Round:**

Springfield 4, Bowdoin 1; Rowan 2, DePauw 1 (ot); Cortland St. 3, Denison 2; Lebanon Valley 4, East. Mennonite 1; Skidmore 3, Susquehanna 2; Amherst 1, Gettysburg 0; Col. of New Jersey 5, Hartwick 0; Johns Hopkins 1, Salisbury 0 (2 ot, penalty strokes). **Quarterfinals:** Amherst 4, Skidmore 3 (2 ot, penalty strokes); Springfield 2, Rowan 1; Cortland St. 1, Lebanon Valley 0 (2 ot, penalty strokes); Col. of New Jersey 3, Johns Hopkins 0. **Semifinals:** Col. of New Jersey 3, Springfield, 2; Amherst 2, Cortland St. 0. **Championship:** Col. of New Jersey 4, Amherst 1.

2000 First Round: New England Col. 1, Plymouth St. 0; Denison 2, Eastern Col. 2. **Second Round:** William Smith 3, New England Col. 0; Cortland St. 2, Amherst 0; Salisbury 1, Wm. Paterson 0; Lebanon Valley 4, East. Mennonite 0; Springfield 2, Bowdoin 1; Col. of New Jersey 3, Johns Hopkins 1; Williams 2, Ithaca 0; Rowan 7, Denison 0. **Quarterfinals:** William Smith 3, Cortland St. 2; Salisbury 1, Lebanon Valley 0; Springfield 2, Col. of New Jersey 0; Rowan 2, Williams 0. **Semifinals:** William Smith 3, Salisbury 1; Springfield 2, Rowan 1. **Championship:** William Smith 1, Springfield 0.

2001 First Round: Plymouth St. 5, Gordon 0; Gettysburg 6, Notre Dame (Md.) 0. **Second Round:** Cortland St. 4, Plymouth St. 2; Rowan 3, Williams 2; Skidmore 4, Mount Holyoke 2; William Smith 4, Wooster 1; Col. of New Jersey 4, Wesley 1; Lynchburg 2, Salisbury 1 (2 ot, ps); St. Lawrence 2, Mary Washington 1 (2 ot); Messiah 5, Gettysburg 1. **Quarterfinals:** Cortland St. 3, Rowan 0; Skidmore 1, William Smith 0; Col. of New Jersey 1, Lynchburg 0 (ot); Messiah 2, St. Lawrence 1 (ot). **Semifinals:** Messiah 2, Col. of New Jersey 1 (ot); Cortland St. 4, Skidmore 1. **Championship:** Cortland St. 1, Messiah 0.

2002 First Round: McDaniel 6, Notre Dame (Md.) 0; Wellesley 1, Eastern 0. **Second Round:** Rowan 4, McDaniel 1; Mary Washington 2, Roanoke 0; Salisbury 6, New England Col. 1; Cortland St. 5, Lynchburg 2; Skidmore 9, Wellesley 0; Col. of New Jersey 1, Susquehanna 0; Messiah 2, Plymouth St. 1; Williams 3, Wittenberg 0. **Third Round:** Rowan 5, Mary Washington 0; Salisbury 3, Cortland St. 1; Col. of New Jersey 4, Skidmore 3; Messiah 2, Williams 0. **Semifinals:** Rowan 3, Salisbury 2 (ot); Messiah 1, Col. of New Jersey 0. **Championship:** Rowan 1, Messiah 0.

Soccer

DIVISION I

2002 Championship

Edited by: Crissy Schluep.

Highlights

Christine Sinclair scored two unassisted goals to lead Portland to its first national championship in any sport December 9 at the Women's College Cup at Texas' Mike A. Myers Stadium.

Sinclair's antics helped the Pilots take down defending national champion Santa Clara, 2-1, in double overtime. Santa Clara had beaten perennial power North Carolina by the same score in the semifinals.

Sinclair finished the year with 26 goals and ran her 2002 playoff goal total to 10. She has scored 14 career NCAA postseason goals, just one behind North Carolina star Mia Hamm's record of 15.

Santa Clara's goal was the first allowed by Pilots goalkeeper Lauren Arase since Santa Clara scored in the 11th minute at Portland November 3, a span of eight games and 809:59 minutes. Santa Clara won that game, 1-0.

The No. 8-seeded Pilots were the lowest-seeded team to make and win the championship game since the NCAA tournament began seeding eight teams in 1994.

For more, go to the December 12, 2002, issue of The NCAA News on the World Wide Web.

All-Tournament Team: Sinclair, Orlandos, Erin Misaki and Arase were named to the all-tournament team for Portland, with Sinclair being named the tournament's most outstanding offensive player. Santa Clara's Aly Wagner, Devvyn Hawkins, Veronica Zepeda and Jessica Ballweg also were named to the all-tournament team, as were Penn State's Joanna Lohman, and North Carolina's Catherine Reddick and Lindsay Tarpley. Ballweg was the tournament's most outstanding defensive player.

Photo by Jamie Schwaberow/NCAA Photos

Most outstanding offensive player Christine Sinclair scored the game-winner for Portland.

Results

FIRST ROUND

AT NORTH CAROLINA, NOVEMBER 15
North Carolina 6, Radford 1

North Carolina	2	4—6
Radford	0	1—1

First half: NC—Lindsay Tarpley (Susan Bush, Elizabeth Ball), 10:14; NC—Ball (Bush, Sara Randolph), 15:24.
Second half: NC—Catherine Reddick, 48:48; NC—Leea Murphy (Maggie Tomecka), 57:12; NC—Sophie Gervais (Mary McDowell, Leigh Blomgren), 63:40; R—Rebecca Hoffman (unassisted), 78:35; NC—Jane Smith (McDowell), 86:16.
Shots: North Carolina 42, Radford 4. Goalkeeper saves: NC—Jenni Branam 1; R—Samantha Woods 11. Corner kicks: North Carolina 14, Radford 1. Fouls: North Carolina 8, Radford 6. Attendance: 1,035.

Wake Forest 2, William & Mary 0

Wake Forest	1	1—2
William & Mary	0	0—0

First half: WF—Melissa Murray-Hobbs, 31:19.
Second half: WF—Sarah Kozey (Alena Thom), 66:26.
Shots: Wake Forest 11, William & Mary 9. Goalkeeper saves: WF—Erin Regan 5; WM—Nikki Villott 4. Corner kicks: Wake Forest 7, William & Mary 4. Fouls: Wake Forest 22, William & Mary 11. Attendance: 1,035.

AT TENNESSEE, NOVEMBER 15
Cincinnati 1, Kentucky 0

Kentucky	0	0—0
Cincinnati	0	1—1

Second half: C—Amy Simonson (Rachel Lieberman), 48:04.
Shots: Kentucky 13, Cincinnati 12. Goalkeeper saves: K—Liz Butler 2; C—Tracy Hale 5. Corner kicks: Kentucky 2, Cincinnati 2. Fouls: Kentucky 10, Cincinnati 18. Attendance: 348.

Tennessee 5, Furman 0

Furman	0	0—0
Tennessee	1	4—5

First half: T—Sue Flamini (Rhian Wilkinson, Lyndsey Patterson), 36:18.
Second half: T—Keeley Dowling (Wilkinson), 52:04; T—Jen Laughridge (Carie Swibas), 58:54; T—Flamini, 77:33; T—Kim Patrick (Nikki Bratta, Kristin McGrath), 77:58.
Shots: Furman 1, Tennessee 27. Goalkeeper saves: F—Andie Hinshaw 11; T—Ellen Dean 1. Corner kicks: Furman 1, Tennessee 12. Fouls: Furman 17, Tennessee 12. Attendance: 647.

AT TEXAS A&M, NOVEMBER 15
Texas A&M 8, Northwestern St. 0

Northwestern St.	0	0—0
Texas A&M	8	0—8

First half: T—Kristen Strutz (Andrea Starns), 5:05; T—Strutz, 6:02; T—Heather Ragsdale (Jessica Martin), 8:11; T—Ragsdale, 10:10; T—Emma Smith (Amanda Burke, Ragsdale), 10:59; T—Kate Ripple (Cristina Echavarry), 19:32; T—Laura Probst (Janelle Green), 38:15; T—Echavarry, 40:46.
Shots: Northwestern St. 1, Texas A&M 38. Goalkeeper saves: N—Nellie Laitolais 10; T—Kati Jo Spisak 0, Nicki Benningfield 0. Corner kicks: Northwestern St. 0, Texas A&M 9. Fouls: Northwestern St. 7, Texas A&M 13. Attendance: 1,607.

Southern Methodist 2, Texas 1

Southern Methodist	1	1—2
Texas	0	1—1

First half: S—Kim Harvey (Erin MacCallum), 26:26.
Second half: S—MacCallum (Kati Shelton), 70:43; T—Lauren Field (penalty kick), 75:42.
Shots: Southern Methodist 8, Texas 19. Goalkeeper saves: S—Erin McLeod 5; T—Alex Gagarin 4. Corner kicks: Southern Methodist 5, Texas 12. Fouls: Southern Methodist 24, Texas 8. Attendance: 1,607.

AT UCLA, NOVEMBER 15
Southern California 1, San Diego 0 (ot)

San Diego	0	0	0—0
Southern California	0	0	1—1

Overtime: USC—Jessica Edwards, 92:53.
Shots: San Diego 8, Southern California 10. Goalkeeper saves: SD—Natalie Bobbit 5; USC—Julie Peterson 5. Corner kicks: San Diego 3, Southern California 3. Fouls: San Diego 19, Southern California 20. Attendance: 965.

UCLA 4, Loyola Marymount 0

Loyola Marymount	0	0—0
UCLA	1	3—4

First half: UCLA—Sarah-Gayle Swanson, 14:18.
Second half: UCLA—Swanson (Lindsay Greco), 49:02; UCLA—Whitney Jones (Allie True), 83:25; UCLA—Greco (Kathryn Lee), 85:52.
Shots: Loyola Marymount 6, UCLA 23. Goalkeeper saves: L—Elizabeth Skhal 6; UCLA—Sarah Lombardo 2. Corner kicks: Loyola Marymount 1, UCLA 4. Fouls: Loyola Marymount 11, UCLA 17. Attendance: 965.

AT SANTA CLARA, NOVEMBER 15
Santa Clara 5, Creighton 1

Creighton	0	1—1
Santa Clara	3	2—5

First half: S—Leslie Osborne (Megan Kakadelas), 6:35; S—Aly Wagner (Osborne, Kakadelas), 28:18; S—Kristi Candau, 38:48.
Second half: S—Tracy Hess, 66:09; C—Regina Moench, 69:35; S—Hess, 89:12.

Shots: Creighton 4, Santa Clara 34. Goalkeeper saves: C—Jaimie Thompson 7; SC—Alyssa Sobolik 1, Erin Pearson 0. Corner kicks: Creighton 0, Santa Clara 18. Fouls: Creighton 2, Santa Clara 1. Attendance: 1,107.

Arizona St. 2, Washington St. 1
Washington St. ..... 0 1—1
Arizona St. ..... 2 0—2
First half: A—Elizabeth Bogus (Manya Makoski, Brittany Cooper), 23:12; A—Cooper, 38:35.
Second half: W—Rachel Rodrick, 57:24.
Shots: Washington St. 14, Arizona St. 15. Goalkeeper saves: W—Sara Leibowitz 3; A—Kelly Fitzgerald 7. Corner kicks: Washington St. 6, Arizona St. 5. Fouls: Washington St. 13, Arizona St. 10. Attendance: 1,107.

AT VILLANOVA, NOVEMBER 15
Nebraska 2, Hartford 0
Hartford ..... 0 0—0
Nebraska ..... 1 1—2
First half: N—Christine Latham (Kori Saunders), 1:07.
Second half: N—Saunders, 77:39.
Shots: Hartford 19, Nebraska 7. Goalkeeper saves: H—Heather Hinton 2; N—Erin Miller 7. Corner kicks: Hartford 6, Nebraska 2. Fouls: Hartford 6, Nebraska 5. Attendance: 250.

Yale 1, Villanova 0 (2 ot)
Yale ..... 0 0 0 1—1
Villanova ..... 0 0 0 0—0
Second overtime: Y—Lee Anne Jasper, 109:20.
Shots: Yale 19, Villanova 21. Goalkeeper saves: Y—Lindsay Sabel 13; V—Chrissy Dolan 9. Corner kicks: Yale 9, Villanova 4. Fouls: Yale 8, Villanova 4. Attendance: 675.

AT MICHIGAN, NOVEMBER 15
Michigan 1, Oakland 0
Oakland ..... 0 0—0
Michigan ..... 0 1—1
Second half: M—Andrea Kayal (Amy Sullivant, Carly Williamson), 59:41.
Shots: Oakland 3, Michigan 25. Goalkeeper saves: O—Sarah Buckland 7; M—Suzie Grech 2. Corner kicks: Oakland 0, Michigan 3. Fouls: Oakland 15, Michigan 8. Attendance: 527.

Miami (Ohio) 2, Michigan St. 1
Miami (Ohio) ..... 1 1—2
Michigan St. ..... 0 1—1
First half: M—Katie Milligan (Andrea Cunningham), 33:30.
Second half: M—Ashley Swinehart, 60:34; MS—Trisha Kenny (Emma Harris), 86:51.
Shots: Miami (Ohio) 14, Michigan St. 11. Goalkeeper saves: M—Leigh Terry 2; MS—Stacy Heller 5. Corner kicks: Miami (Ohio) 1, Michigan St. 5. Fouls: Miami (Ohio) 7, Michigan St. 9. Attendance: 527.

AT MARQUETTE, NOVEMBER 15
Wisconsin 3, Marquette 2
Wisconsin ..... 2 1—3
Marquette ..... 0 2—2
First half: W—Amy Vermeulen (Jenny Kundert, Jessica Wolff), 22:31; W—Molly Meuer, 26:52.
Second half: M—Kate Gordon (Carolyn Klopp), 50:19; W—Wolff (Vermeulen), 63:55; M—Julie Thompson, 88:15.
Shots: Wisconsin 12, Marquette 6. Goalkeeper saves: W—Kelly Conway 3; M—Ashleigh Koenig 4. Corner kicks: Wisconsin 3, Marquette 5. Fouls: Wisconsin 20, Marquette 11. Attendance: 1,271.

Pepperdine 2, Wis.-Milwaukee 0
Wis.-Milwaukee ..... 0 0—0
Pepperdine ..... 1 1—2
First half: P—Megan Woods (Jenna Fodor, Mary Stuart), 43:57.
Second half: P—Woods (Fodor), 87:10.
Shots: Wis.-Milwaukee 8, Pepperdine 9. Goalkeeper saves: W—Mary Duffy 1, Molly Schneider 2; P—Anna Picarelli 5. Corner kicks: Wis.-Milwaukee 4, Pepperdine 3. Fouls: Wis.-Milwaukee 10, Pepperdine 15. Attendance: 1,271.

AT STANFORD, NOVEMBER 15
Stanford 4, Cal Poly 0
Cal Poly ..... 0 0—0
Stanford ..... 2 2—4
First half: S—Marcia Wallis (Callie Withers, Marcie Ward), 5:07; S-Withers (Ward), 16:19.
Second half: S—Wallis (Ward), 55:56; S—Jennifer Farenbaugh, 71:21.
Shots: Cal Poly 4, Stanford 27. Goalkeeper saves: CP—Greta Shirdon 13, Liz Hill 0; S—Nicole Barnhart 3. Corner kicks: Cal Poly 1, Stanford 17. Fouls: Cal Poly 11, Stanford 5. Attendance: 1,817.

California 2, Denver 0
Denver ..... 0 0—0
California ..... 1 1—2
First half: C—Kim Yokers (Brittany Kirk, Dania Cabello), 9:13.
Second half: C—Laura Schott (Yokers), 61:19.
Shots: Denver 9, California 11. Goalkeeper saves: D—Erica Izard 3; C—Sani Post 3. Corner kicks: Denver 4, California 3. Fouls: Denver 14, California 27. Attendance: 584.

AT NOTRE DAME, NOVEMBER 15
Notre Dame 3, Ohio St. 1
Ohio St. ..... 0 1—1
Notre Dame ..... 1 2—3
First half: ND—Amanda Guertin, 40:07.
Second half: ND—Katie Thorlakson (Amy Warner), 52:05; OS—Colleen Hoban, 61:28; ND—Guertin (Warner, Candace Chapman), 77:58.
Shots: Ohio St. 6, Notre Dame 25. Goalkeeper saves: OS—Emily Haynam 10; ND—Erika Bohn 3. Corner kicks: Ohio St. 1, Notre Dame 5. Fouls: Ohio St. 14, Notre Dame 18. Attendance: 507.

Purdue 1, Eastern Ill. 1 (2 ot, pk)
Eastern Ill. ..... 0 1 0 0—1
Purdue ..... 0 1 0 0—1
Second half: EI—Audra Frericks (Cara LeMaster), 58:10; P-Jennie Mopert, 61:09.
Tiebreaker: Purdue 3, Eastern Ill. 1.
Shots: Eastern Ill. 7, Purdue 35. Goalkeeper saves: EI—Lindsay Dechert 13; P—Jocelyn Cavalier 4. Corner kicks: Eastern Ill. 3, Purdue 17. Fouls: Eastern Ill. 11, Purdue 8. Attendance: 507.

AT CHARLOTTE, NOVEMBER 15
James Madison 1, Charlotte 0
James Madison ..... 0 1—1
Charlotte ..... 0 0—0
Second half: JM—Kim Argy, 61:16.
Shots: James Madison 10, Charlotte 9. Goalkeeper saves: JM—Jessica Hussey 6; C—Jenn Howell 6. Corner kicks: James Madison 3, Charlotte 5. Fouls: James Madison 10, Charlotte 9. Attendance: 586.

Richmond 1, Clemson 0
Richmond ..... 0 1—1
Clemson ..... 0 0—0
Second half: R—Jessica Marino (Annette Isham), 57:21.
Shots: Richmond 6, Clemson 15. Goalkeeper saves: R—Megan Cox 6; C—Lauren Heos 4. Corner kicks: Richmond 0, Clemson 6. Fouls: Richmond 13, Clemson 6. Attendance: 586.

AT UTAH, NOVEMBER 14
Utah 3, Brigham Young 2 (ot)
Utah ..... 1 1 1—3
Brigham Young ..... 1 1 0—2
First half: U—Missy Dennis (Shauna Gurr-Bingham), 35:10; BY—Aleisha Cramer Rose (Jennifer Fielding), 43:20.
Second half: U—Katie Tate (Dennis), 71:58; BY—Jeni Viernes, 89:49.
Overtime: U—Megan Maxwell (Maren Harper), 99:11.
Shots: Utah 15, Brigham Young 21. Goalkeeper saves: U—Lynnsey Asay 7; BY—Mandy Gott 6. Corner kicks: Utah 6, Brigham Young 3. Fouls: Utah 21, Brigham Young 18. Attendance: 1,513.

Portland 3, Idaho St. 0
Idaho St. ..... 0 0—0
Portland ..... 3 0—3
First half: P—Christine Sinclair (Emily Patterson), 4:08; P—Erin Misaki, 12:14; P—Sinclair (Misaki, Kristen Rogers), 21:44.
Shots: Idaho St. 2, Portland 9. Goalkeeper saves: IS—Shannon Boyle 1; P—Lauren Arase 2. Corner kicks: Idaho St. 0, Portland 4. Fouls: Idaho St. 8, Portland 12. Attendance: 560.

AT WEST VIRGINIA, NOVEMBER 15
West Virginia 3, Loyola (Md.) 0
Loyola (Md.) ..... 0 0—0
West Virginia ..... 3 0—3
First half: WV—Chrissie Abbott, 6:17; WV—Christan Seaman (Abbott), 26:48; Laura Kane (Marisa Kanela, Lisa Zanti), 33:55.
Shots: Loyola (Md.) 3, West Virginia 26. Goalkeeper saves: L—Erica Niemann 8; WV—Laura Finley 2. Corner kicks: Loyola (Md.) 0, West Virginia 4. Fouls: Loyola (Md.) 13, West Virginia 11. Attendance: 1,071.

Virginia 3, Dayton 2
Dayton ..... 0 2—2
Virginia ..... 0 3—3
Second half: D—Beth McHugh (Liz Brown, Katie Lowstuter), 52:36; V—Sarah Huffman, 54:24; V—Darci Borski (Lindsay Gusick), 58:06; V—Gusick (Borski), 64:38; D—Tesia Kozlowski, 86:42.
Shots: Dayton 11, Virginia 21. Goalkeeper saves: D—Stephanie Weisenfeld 8; V—Anne Abernethy 5. Corner kicks: Dayton 1, Virginia 5. Fouls: Dayton 11, Virginia 8. Attendance: 216.

AT MARYLAND, NOVEMBER 15
Penn St. 2, Princeton 0
Princeton ..... 0 0—0
Penn St. ..... 2 0—2
First half: PS—Christie Welsh (Stephanie Smith), 12:51; PS—Welsh (Heidi Drummond), 13:30.
Shots: Princeton 6, Penn St. 22. Goalkeeper saves: P—Jean Poster 5; PS—Amanda Brown 4. Corner kicks: Princeton 5, Penn St. 5. Fouls: Princeton 14, Penn St. 6. Attendance: 988.

Maryland 1, American 0
American ..... 0 0—0
Maryland ..... 0 1—1
Second half: M—Kimmy Francis (Jen Biscoe), 59:53.
Shots: American 3, Maryland 25. Goalkeeper saves: A—Jen Liese 8; M—Kristen Barnhill 2. Corner kicks: American 2, Maryland 4. Fouls: American 12, Maryland 9. Attendance: 1,246.

AT FLORIDA ST., NOVEMBER 15
Auburn 2, UCF 0
UCF ..... 0 0—0
Auburn ..... 2 0—2
First half: A—Sara Power (Jessie Allan), 33:59; A—Sandra Carnes (penalty kick), 37:19.
Shots: UCF 14, Auburn 10. Goalkeeper saves: UCF—Jessica Kuhlman 4; A—Megan Rivera 9. Corner kicks: UCF 9, Auburn 2. Fouls: UCF 11, Auburn 4. Attendance: 972.

Florida St. 2, Mississippi 0
Mississippi ..... 0 0—0
Florida St. ..... 1 1—2
First half: FS—Cindy Schofield (penalty kick), 41:26.
Second half: FS—Jez Ratliff (Schofield), 71:40.
Shots: Mississippi 16, Florida St. 12. Goalkeeper saves: M-Brittany Gillespie 4; FS—Kerry York 5. Corner kicks: Mississippi 5, Florida St. 1. Fouls: Mississippi 14, Florida St. 14. Attendance: 972.

AT CONNECTICUT, NOVEMBER 15
Rhode Island 2, Dartmouth 1 (2 ot)
Rhode Island ..... 1 0 0 1—2
Dartmouth ..... 0 1 0 0—1
First half: RI—Gina Rosen (Melanie Kasparek, Sarah Johnston), 5:43.
Second half: D—Jennie Tonneson, 77:57.
Second overtime: RI—Johnston, 104:16.
Shots: Rhode Island 8, Dartmouth 14. Goalkeeper saves: RI—Jamie Epperlein; D—Julia Shields 4, Anne Marbarger 1. Corner kicks: Rhode Island 3, Dartmouth 7. Fouls: Rhode Island 9, Dartmouth 8. Attendance: 1,303.

Connecticut 2, Central Conn. St. 0
Central Conn. St. ..... 0 0—0
Connecticut ..... 0 2—2
Second half: C—Salla Ranta (Jennifer Sullivan), 72:51; C—Kristen Graczyk (Kristi Lefebvre), 86:05.
Shots: Central Conn. St. 9, Connecticut 23. Goalkeeper saves: CCS—Sabrinia Mariani 13; C—Maria Yatrakis 3. Corner kicks: Central Conn. St. 0, Connecticut 6. Fouls: Central Conn. St. 10, Connecticut 13. Attendance: 1,303.

SECOND ROUND

AT NORTH CAROLINA, NOVEMBER 17
North Carolina 3, Wake Forest 1
Wake Forest ..... 0 1—1
North Carolina ..... 1 2—3
First half: NC—Catherine Reddick, 37:45.
Second half: NC—Sara Randolph (Elizabeth Ball, Lindsay

Tarpley), 46:43; WF—Joline Charlton (Katherine Winstead), 61:48; NC—Anne Morrell (Tarpley, Reddick), 82:20.
Shots: Wake Forest 5, North Carolina 20. Goalkeeper saves: WF—Erin Regan 2; NC—Jenni Branam 3. Corner kicks: Wake Forest 1, North Carolina 6. Fouls: Wake Forest 13, North Carolina 13. Attendance: 424.

AT TENNESSEE, NOVEMBER 17
Tennessee 2, Cincinnati 1
Cincinnati ..... 1 0—1
Tennessee ..... 0 2—2
First half: C—Marie Strelka (Tasha Wagner), 20:39.
Second half: T—Keeley Dowling (Sue Flamini), 63:43; T—Kayla Lockaby (Lyndsey Patterson), 85:02.
Shots: Cincinnati 5, Tennessee 19. Goalkeeper saves: C—Tracy Hale 6; T—Ellen Dean 2. Corner kicks: Cincinnati 0, Tennessee 10. Fouls: Cincinnati 4, Tennessee 4. Attendance: 491.

AT TEXAS A&M, NOVEMBER 17
Texas A&M 1, Southern Methodist 1(2 ot, pk)
Southern Methodist ..... 0 1 0 0—1
Texas A&M ..... 0 1 0 0—1
Second half: T—Heather Ragsdale (Andrea Starns, Emma Smith); 83:21; S—Jill Heinemann, 87:40.
Tiebreaker: Texas A&M 3, Southern Methodist 2.
Shots: Southern Methodist 11, Texas A&M 17. Goalkeeper saves: S—Erin McLeod 4; T—Kati Jo Spisak 1. Corner kicks: Southern Methodist 2, Texas A&M 11. Fouls: Southern Methodist 18, Texas A&M 9. Attendance: 1,047.

AT UCLA, NOVEMBER 17
UCLA 1, Southern California 0 (2 ot)
Southern California ..... 0 0 0 0—0
UCLA ..... 0 0 0 1—1
Second overtime: UCLA—Kendal Billingsley (Nandi Pryce, Crystal James), 103:18.
Shots: Southern California 2, UCLA 22. Goalkeeper saves: S—Julie Peterson 10; UCLA—Sarah Lombardo 1. Corner kicks: Southern California 1, UCLA 10. Fouls: Southern California 12, UCLA 16. Attendance: 583.

AT SANTA CLARA, NOVEMBER 17
Santa Clara 5, Arizona St. 1
Arizona St. ..... 1 0—1
Santa Clara ..... 0 5—5
First half: A—Manya Makoski (Patrice Feulner), 40:07.
Second half: S—Leslie Osborne (Aly Wagner), 62:42; S—Kristi Candau, 63:25; S—Veronica Zepeda, 65:10; S—Candau (Wagner, Megan Kakadelas), 70:07; S—Bree Horvath (Kakadelas), 78:34.
Shots: Arizona St. 5, Santa Clara 28. Goalkeeper saves: A—Kelly Fitzgerald 8, Hilary Wilson 0; S—Alyssa Sobolik 1. Corner kicks: Arizona St. 5, Santa Clara 7. Fouls: Arizona St. 15, Santa Clara 12. Attendance: 807.

AT VILLANOVA, NOVEMBER 17
Nebraska 1, Yale 0
Yale ..... 0 0—0
Nebraska ..... 0 1—1
Second half: N—Christine Latham, 56:49.
Shots: Yale 8, Nebraska 14. Goalkeeper saves: Y—Lindsay Sabel 5; N—Erin Miller 5. Corner kicks: Yale 3, Nebraska 9. Fouls: Yale 9, Nebraska 9. Attendance: 175.

AT MICHIGAN, NOVEMBER 17
Michigan 4, Miami (Ohio) 0
Miami (Ohio) ..... 0 0—0
Michigan ..... 2 2—4
First half: Michigan—Therese Heaton (Abby Crumpton), 5:21; Michigan—Heaton, 33:32.
Second half: Michigan—Vicky Whitley (Crumpton), 47:13; Michigan—Kate Morgan (Laura Tanchon), 89:15.
Shots: Miami (Ohio) 5, Michigan 13. Goalkeeper saves: Miami (Ohio)—Leigh Terry 4; Michigan—Suzie Grech 4. Corner kicks: Miami (Ohio) 2, Michigan 5. Fouls: Miami (Ohio) 15, Michigan 17. Attendance: 687.

AT WISCONSIN, NOVEMBER 17
Pepperdine 2, Wisconsin 1 (ot)
Wisconsin ..... 1 0 0—1
Pepperdine ..... 0 1 1—2
First half: W—Jessica Wolff (Jenny Kundert), 12:47.
Second half: P—Lacey Ubaldi (Megan Woods), 82:20.
Overtime: P—Jenna Fodor (Tasha Spangler), 99:42.
Shots: Wisconsin 5, Pepperdine 12. Goalkeeper saves: W—Kelly Conway 8; P—Anna Picarelli 2. Corner kicks: Wisconsin 3, Pepperdine 8. Fouls: Wisconsin 12, Pepperdine 15. Attendance: 513.

AT STANFORD, NOVEMBER 17
Stanford 1, California 0 (ot)
California ..... 0 0 0—0
Stanford ..... 0 0 1—1
Overtime: S—Allyson Marquand (Marcia Wallis, Marcie Ward), 94:01.
Shots: California 6, Stanford 20. Goalkeeper saves: C—Sani Post 9; S—Nicole Barnhart 4. Corner kicks: California 1, Stanford 7. Fouls: California 16, Stanford 18. Attendance: 1,769.

AT NOTRE DAME, NOVEMBER 17
Notre Dame 3, Purdue 1
Purdue ..... 0 1—1
Notre Dame ..... 1 2—3
First half: ND—Amanda Guertin, 21:11.
Second half: ND—Guertin, 57:42; P—Courtney Coppedge (Jennie Moppert, Kelli Merritt), 75:06; ND—Melissa Tancredi (Guertin), 83:46.
Shots: Purdue 7, Notre Dame 14. Goalkeeper saves: P—Jocelyn Cavalier 5; ND—Erika Bohn 3. Corner kicks: Purdue 4, Notre Dame 6. Fouls: Purdue 19, Notre Dame 15. Attendance: 624.

AT JAMES MADISON, NOVEMBER 17
Richmond 1, James Madison 0
Richmond ..... 0 1—1
James Madison ..... 0 0—0
Second half: R—Annette Isham (Jenna Merriam), 78:58.
Shots: Richmond 14, James Madison 8. Goalkeeper saves: R—Megan Cox 6; JM—Jessica Hussey 8. Corner kicks: Richmond 1, James Madison 8. Fouls: Richmond 8, James Madison 14. Attendance: 116.

AT BRIGHAM YOUNG, NOVEMBER 16
Portland 3, Utah 0
Utah ..... 0 0—0
Portland ..... 2 1—3
First half: P—Lauren Orlandos (Lindsey Huie), 33:39; P—Christine Sinclair (Emily Patterson), 41:22.
Second half: P—Sinclair (Patterson), 66:32.
Shots: Utah 2, Portland 15. Goalkeeper saves: U—Lynnsey Asay 4, Courtney Hills-McBeth 4; P—Lauren Arase 1. Corner kicks: Utah 0, Portland 4. Fouls: Utah 10, Portland 11. Attendance: 575.

AT WEST VIRGINIA, NOVEMBER 17
Virginia 1, West Virginia 0
Virginia ..... 1 0—1
West Virginia ..... 0 0—0
First half: V—Sarah Lane, 44:55.
Shots: Virginia 11, West Virginia 18. Goalkeeper saves: V—Anne Abernethy 6; WV—Laura Finley 7. Corner kicks: Virginia 2, West Virginia 5. Fouls: Virginia 17, West Virginia 12. Attendance: 623.

AT MARYLAND, NOVEMBER 17
Penn St. 2, Maryland 1
Penn St. ..... 1 1—2
Maryland ..... 1 0—1
First half: PS—Joanna Lohman (Tiffany Weimer), 31:01; M—Simone Dekker (Kim King), 37:02.
Second half: PS—Heidi Drummond (Christie Welsh), 87:17.
Shots: Penn St. 14, Maryland 10. Goalkeeper saves: PS—Amanda Brown 3; M—Kristen Barnhill 4. Corner kicks: Penn St. 7, Maryland 5. Fouls: Penn St. 22, Maryland 8. Attendance: 888.

AT FLORIDA, NOVEMBER 17
Florida St. 2, Auburn 1
Auburn ..... 0 1—1
Florida St. ..... 1 1—2
First half: FS—Camie Bybee (Cindy Schofield), 18:14.
Second half: A—Christina Culver (Sarah Steinmann), 63:34; FS—Schofield (Jenny Garcia, Leah Gallegos), 86:19.
Shots: Auburn 3, Florida St. 10. Goalkeeper saves: A—Megan Rivera 5; FS—Kerry York 1. Corner kicks: Auburn 4, Florida St. 6. Fouls: Auburn 18, Florida St. 14. Attendance: 685.

AT CONNECTICUT, NOVEMBER 17
Connecticut 2, Rhode Island 1 (ot)
Connecticut ..... 0 1 1—2
Rhode Island ..... 0 1 0—1
Second half: C—Kristen Graczyk (Salla Ranta), 68:01; RI—Melanie Kasparek (Trisha Hewitt), 77:49.
Overtime: C—Graczyk (Sarah Popper), 92:11.
Shots: Connecticut 30, Rhode Island 3. Goalkeeper saves: C—Maria Yatrakis 1; RI—Jamie Epperlein 13. Corner kicks: Connecticut 6, Rhode Island 3. Fouls: Connecticut 10, Rhode Island 2. Attendance: 363.

THIRD ROUND

AT NORTH CAROLINA, NOVEMBER 23
North Carolina 3, Tennessee 1
Tennessee ..... 1 0—1
North Carolina ..... 2 1—3
First half: T—Tara Minnax, 18:11; N—Catherine Reddick (Alyssa Ramsey, Susan Bush), 34:57; N—Lindsay Tarpley (Reddick, Leigh Blomgren), 43:59.
Second half: N—Ramsey (Bush), 76:32.
Shots: Tennessee 3, North Carolina 14. Goalkeeper saves: T—Ellen Dean 2; N—Jenni Branam 0. Corner kicks: Tennessee 2, North Carolina 4. Fouls: Tennessee 14, North Carolina 9. Attendance: 3,031.

AT UCLA, NOVEMBER 23
Texas A&M 0, UCLA 0 (2 ot, pk)
Texas A&M ..... 0 0 0 0—0
UCLA ..... 0 0 0 0—0
Tiebreaker: Texas A&M 1, UCLA 0.
Shots: Texas A&M 0, UCLA 21. Goalkeeper saves: T—Kati Jo Spisak 10; UCLA—Sarah Lombardo 0. Corner kicks: Texas A&M 0, UCLA 8. Fouls: Texas A&M 6, UCLA 10. Attendance: 791.

AT SANTA CLARA, NOVEMBER 23
Santa Clara 3, Nebraska 2
Nebraska ..... 1 1—2
Santa Clara ..... 1 2—3
First half: S—Own goal, 8:09; N—Christine Latham, 35:32.
Second half: S—Chardonnay Poole (Aly Wagner, Veronica Zepeda), 53:48; N—Nikki Baker (Jenna Cooper), 75:57; S-Devvyn Hawkins (Leslie Osborne, Micaela Esquivel), 78:01.
Shots: Nebraska 6, Santa Clara 22. Goalkeeper saves: N—Erin Miller 7; S—Alyssa Sobolik 3. Corner kicks: Nebraska 3, Santa Clara 11. Fouls: Nebraska 15, Santa Clara 14. Attendance: 1,307.

AT MICHIGAN, NOVEMBER 23
Michigan 2, Pepperdine 0
Pepperdine ..... 0 0—0
Michigan ..... 1 1—2
First half: M—Therese Heaton (Andrea Kayal), 26:57.
Second half: M—Michele Pesiri (Abby Crumpton, Kayal), 56:48.
Shots: Pepperdine 8, Michigan 12. Goalkeeper saves: P—Anna Picarelli 4; M—Suzie Grech 2. Corner kicks: Pepperdine 5, Michigan 7. Fouls: Pepperdine 16, Michigan 10. Attendance: 456.

AT CONNECTICUT, NOVEMBER 24
Connecticut 1, Florida St. 0
Florida St. ..... 0 0—0
Connecticut ..... 1 0—1
First half: C—Brittany Barakat (Jennifer Sullivan), 1:10.
Shots: Florida St. 10, Connecticut 9. Goalkeeper saves: F—Kerry York 1; C—Maria Yatrakis 5. Corner kicks: Florida St. 4, Connecticut 2. Fouls: Florida St. 11, Connecticut 13. Attendance: 1,234.

AT PENN ST., NOVEMBER 24
Penn St. 3, Virginia 0
Virginia ..... 0 0—0
Penn St. ..... 2 1—3
First half: P—Heidi Drummond (Joanna Lohman), 20:25; P—Lohman, 27:05.
Second half: P—Drummond (Stephanie Smith), 71:55.
Shots: Virginia 8, Penn St. 15. Goalkeeper saves: V—Anne Abernethy 4; P—Amanda Brown 5. Corner kicks: Virginia 3, Penn St. 5. Fouls: Virginia 10, Penn St. 8. Attendance: 847.

AT PORTLAND, NOVEMBER 24
Portland 4, Richmond 0
Richmond ..... 0 0—0
Portland ..... 3 1—4

First half: P—Christine Sinclair (Erin Misaki), 20:10; P—Sinclair (Lindsey Huie), 22:34; P—Sinclair (Huie, Wanda Rozwadowska), 27:17.
Second half: P—Rozwadowska (Sinclair), 51:38.
Shots: Richmond 6, Portland 34. Goalkeeper saves: R—Megan Cox 9; P—Lauren Arase 3. Corner kicks: Richmond 2, Portland 4. Fouls: Richmond 4, Portland 11. Attendance: 2,090.

AT STANFORD, NOVEMBER 23
Stanford 1, Notre Dame 0

Notre Dame	0	0—0
Stanford	0	1—1

Second half: S—Marcia Wallis (Callie Withers), 80:58.
Shots: Notre Dame 6, Stanford 19. Goalkeeper saves: N—Erika Bohn 5; S—Nicole Barnhart 5. Corner kicks: Notre Dame 4, Stanford 7. Fouls: Notre Dame 12, Stanford 14. Attendance: 2,629.

QUARTERFINALS

AT NORTH CAROLINA, NOVEMBER 29
North Carolina 3, Texas A&M 0

Texas A&M	0	0—0
North Carolina	1	2—3

First half: NC—Alyssa Ramsey (Anne Morrell, Lindsay Tarpley), 0:22.
Second half: NC—Maggie Tomecka (Ramsey), 51:57; NC—Ramsey (Morrell), 53:43.
Shots: Texas A&M 5, North Carolina 19. Goalkeeper saves: T—Kati Jo Spisak 9; NC—Jenni Branam 2. Corner kicks: Texas A&M 1, North Carolina 10. Fouls: Texas A&M 8, North Carolina 8. Attendance 1,375.

AT SANTA CLARA, NOVEMBER 30
Santa Clara 3, Michigan 1

Michigan	0	1—1
Santa Clara	2	1—3

First half: SC—Devvyn Hawkins (Aly Wagner), 34:28; SC—Veronica Zepeda, 36:32.
Second half: SC—Wagner (penalty kick), 82:35; M—Kate Morgan (Amy Sullivant), 85:53.
Shots: Michigan 6, Santa Clara 19. Goalkeeper saves: M—Suzie Grech 5; SC—Alyssa Sobolik 0. Corner kicks: Michigan 3, Santa Clara 6. Fouls: Michigan 15, Santa Clara 17. Attendance: 2,448.

AT CONNECTICUT, NOVEMBER 30
Penn St. 2, Connecticut 1

Penn St.	1	1—2
Connecticut	1	0—1

First half: C—Brittany Barakat (Kristen Graczyk, Sarah Popper), 0:46; PS—Amanda Lentz (Joanna Lohman), 2:54.
Second half: PS—Leigh Hamilton, 86:32.
Shots: Penn St. 13, Connecticut 8. Goalkeeper saves: PS—Amanda Brown 4; C—Maria Yatrakis 4. Corner kicks: Penn St. 6, Connecticut 3. Fouls: Penn St. 17, Connecticut 8. Attendance: 1,134.

AT STANFORD, NOVEMBER 30
Portland 0, Stanford 0 (2 ot, pk)

Portland	0	0	0	0—0
Stanford	0	0	0	0—0

Tiebreaker: Portland 4, Stanford 2.
Shots: Portland 6, Stanford 6. Goalkeeper Saves: P—Lauren Arase 3; S—Nicole Barnhart 3. Corner kicks: Portland 3, Stanford 3. Fouls: Portland 16, Stanford 17. Attendance: 3,049.

SEMIFINALS

AT AUSTIN, DECEMBER 6
Portland 2, Penn St. 0

Penn St.	0	0—0
Portland	1	1—2

First half: PO—Christine Sinclair, 2:26.
Second half: PO—Wanda Rozwadowska (Emily Patterson), 57:33.
Shots: Penn St. 7, Portland 16. Goalkeeper saves: PS—Amanda Brown 6; PO—Lauren Arase 1. Corner kicks: Penn St. 3, Portland 3. Fouls: Penn St. 11, Portland 8. Attendance: 9,774.

Santa Clara 2, North Carolina 1

Santa Clara	1	1—2
North Carolina	0	1—1

First half: SC—Veronica Zepeda (Devvyn Hawkins, Bree Horvath), 9:30.
Second half: SC—Zepeda, 71:10; NC—Lindsay Tarpley (Catherine Reddick), 78:34.
Shots: Santa Clara 7, North Carolina 19. Goalkeeper saves: SC—Alyssa Sobolik 3; NC—Jenni Branam 1. Corner kicks: Santa Clara 6, North Carolina 5. Fouls: Santa Clara 12, North Carolina 11. Attendance: 10,040.

CHAMPIONSHIP

AT AUSTIN, DECEMBER 8
Portland 2, Santa Clara 1 (2 ot)

Portland	0	1	0	1—2
Santa Clara	0	1	0	0—1

Second half: SC—Devvyn Hawkins (Chardonnay Poole), 52:08; P—Christine Sinclair, 60:18.
Overtime: P—Sinclair, 103:27.
Shots: Portland 24, Santa Clara 16. Goalkeeper saves: P—Lauren Arase 9, Kim Head 0; SC—Alyssa Sobolik 7. Corner kicks: Portland 8, Santa Clara 5. Fouls: Portland 13, Santa Clara 10. Attendance: 10,072.

History

Team Results

Year	Champion (Record)	Coach	Score	Runner-Up	Host or Site	Championship Game Attendance†	Championship Total Attendance†
1982	North Carolina (19-2)	Anson Dorrance	2-0	UCF	UCF	1,000	3,061
1983	North Carolina (19-1)	Anson Dorrance	4-0	George Mason	UCF	700	2,598
1984	North Carolina (24-0-1)	Anson Dorrance	2-0	Connecticut	North Carolina	3,500	6,408
1985	George Mason (18-2-1)	Hank Leung	2-0	North Carolina	George Mason	4,500	8,033
1986	North Carolina (24-0-1)	Anson Dorrance	2-0	Colorado Col.	George Mason	1,000	6,524
1987	North Carolina (23-0-1)	Anson Dorrance	1-0	Massachusetts	Massachusetts	3,651	10,482
1988	North Carolina (18-0-3)	Anson Dorrance	4-1	North Carolina St.	North Carolina	3,500	6,280
1989	North Carolina (24-0-1)	Anson Dorrance	2-0	Colorado Col.	North Carolina St.	1,625	8,112
1990	North Carolina (24-0)	Anson Dorrance	6-0	Connecticut	North Carolina	3,200	13,131
1991	North Carolina (25-0)	Anson Dorrance	3-1	Wisconsin	North Carolina	3,800	12,004
1992	North Carolina (25-0)	Anson Dorrance	9-1	Duke	North Carolina	3,573	13,893
1993	North Carolina (23-0)	Anson Dorrance	6-0	George Mason	North Carolina	5,721	17,419
1994	North Carolina (25-1-1)	Anson Dorrance	5-0	Notre Dame	Portland	5,000	28,251
1995	Notre Dame (21-2-2)	Chris Petrucelli	1-0 (3 ot)	Portland	North Carolina	6,926	37,995
1996	North Carolina (25-1)	Anson Dorrance	1-0 (2 ot)	Notre Dame	Santa Clara	8,800	53,322
1997	North Carolina (27-0-1)	Anson Dorrance	2-0	Connecticut	UNC Greensboro	9,460	40,572
1998	Florida (26-1)	Becky Burleigh	1-0	North Carolina	UNC Greensboro	10,583	45,997
1999	North Carolina (24-2)	Anson Dorrance	2-0	Notre Dame	San Jose St.	14,410	72,219
2000	North Carolina (21-3)	Anson Dorrance	2-1	UCLA	San Jose St.	9,566	53,051
2001	Santa Clara (23-2)	Jerry Smith	1-0	North Carolina	Southern Methodist	7,090	55,807
2002	Portland (20-4-2)	Clive Charles	2-1 (2 ot)	Santa Clara	Austin, Tex.	10,027	59,410

†These are paid attendance figures. Attendance shown with box scores is attendance announced at the contest.

Tournament Scoring Leaders

Year	Player, School	G	A	P
1982	Mary Vargas, UCF	2	0	4
	Donna MacDougall, Connecticut	2	0	4
	Synthia Scott, North Carolina	2	0	4
	Moira Buckley, Connecticut	0	4	4
	Laura Mayer, Harvard	1	2	4
1983	April Heinrichs, North Carolina	4	0	8
	Amy Machin, North Carolina	3	2	8
1984	Catherine Spence, Massachusetts	5	1	11
1985	Lisa Gmitter, George Mason	3	1	7
1986	April Heinrichs, North Carolina	4	1	9
1987	Michelle Akers, UCF	3	1	7
1988	Shannon Higgins, North Carolina	4	1	9
1989	Shannon Higgins, North Carolina	3	4	10
1990	Kristine Lilly, North Carolina	4	2	10
1991	Pam Kalinoski, North Carolina	3	3	9
1992	Mia Hamm, North Carolina	5	2	12
1993	Mia Hamm, North Carolina	6	4	16
1994	Angela Kelly, North Carolina	4	3	11
	Tiffeny Milbrett, Portland	5	1	11
1995	Danielle Garrett (Fotopoulos), Southern Methodist	4	1	9
1996	Danielle Fotopoulos, Florida	5	1	11
	Laurie Schwoy, North Carolina	4	3	11
	Amy VanLaacke, Notre Dame	5	1	11
1997	Sara Whalen, Connecticut	5	3	13
1998	Meredith Florance, North Carolina	3	2	8
1999	Kim Patrick, North Carolina	4	3	11
2000	Meredith Florance, North Carolina	4	1	9
	Stephanie Rigamat, UCLA	3	3	9
2001	Abby Wambach, Florida	5	4	14
2002	Christine Sinclair, Portland	10	1	21

All-Tournament Teams

MOP—Most Outstanding Player.

1983
Lisa Gmitter, George Mason (MOP offensive)
Sue Cobb, North Carolina (MOP defensive)
Chris Taggert, Massachusetts (MOP overall)
Senga Allen, North Carolina
Pam Baughman, George Mason
Moira Buckley, Connecticut
Tara Buckley, Connecticut
Stacy Flionis, Massachusetts
April Heinrichs, North Carolina
Beth Huber, North Carolina
Nadia Komarowski, Massachusetts
Amy Machin, North Carolina
Marcia McDermott, North Carolina
Melissa Morrone, Connecticut
Emily Pickering, North Carolina
Sue Vodicka, George Mason

1985
Betsy Drambour, George Mason (MOP defensive)
Pam Baughman, George Mason (MOP overall)
Kim Crabbe, George Mason
Lisa Gmitter, George Mason

1986
April Heinrichs, North Carolina (MOP overall)
Angela Berry, George Mason
Betsy Drambour, George Mason
Lisa Gmitter, George Mason
Kim Maslin, George Mason

1989
Tracey Bates, North Carolina, defensive
Kristine Lilly, North Carolina, offensive

1992
Mia Hamm, North Carolina (MOP offensive)
Sue Wall, Santa Clara (MOP defensive)
Angela Kelly, North Carolina
Nancy Kramarz, Hartford
Amy Kroeger, Santa Clara
Jennifer Lewis, Santa Clara
Kristine Lilly, North Carolina
Heidi Mauger, Duke
Meegan McMullin, Santa Clara
Keri Sanchez, North Carolina
Carolyn Springer, North Carolina
Rita Tower, North Carolina
Tisha Venturini, North Carolina

1993
Mia Hamm, North Carolina (MOP offensive)
Skye Eddy, George Mason (MOP defensive)
Danielle Egan, North Carolina
Christine Ho, George Mason
Angela Kelly, North Carolina
Carmel Murphy, Stanford
Tammy Pearman, George Mason
Sarah Rafanelli, Stanford
Nicole Roberts, Massachusetts
Zola Springer, North Carolina
Rita Tower, North Carolina
Tisha Venturini, North Carolina

1994
Tisha Venturini, North Carolina (MOP offensive)
Staci Wilson, North Carolina (MOP defensive)
Robin Confer, North Carolina
Cindy Daws, Notre Dame
Danielle Egan, North Carolina
Jill Gelfenbein, Connecticut
Debbie Keller, North Carolina
Angela Kelly, North Carolina
Holly Manthei, Notre Dame
Michelle McCarthy, Notre Dame
Tiffeny Milbrett, Portland
Jen Renola, Notre Dame
Keri Sanchez, North Carolina
Kate Sobrero, Notre Dame

1995
Cindy Daws, Notre Dame (MOP offensive)
Kate Sobrero, Notre Dame (MOP defensive)
Robin Confer, North Carolina
Danielle Garrett, Southern Methodist
Erin Fahey, Portland
Shannon MacMillan, Portland
Holly Manthei, Notre Dame
Michelle McCarthy, Notre Dame
Wynne McIntosh, Portland
Cindy Parlow, North Carolina
Jen Renola, Notre Dame
Staci Wilson, North Carolina

1996
Debbie Keller, North Carolina (MOP offensive)
Nel Fettig, North Carolina (MOP defensive)
Justi Baumgardt, Portland
Mandy Clemens, Santa Clara
Robin Confer, North Carolina
Lorrie Fair, North Carolina
Jen Grubb, Notre Dame
Regina Holan, Portland
Jennifer Lalor, Santa Clara
Cindy Parlow, North Carolina
Jen Renola, Notre Dame
Laurie Schwoy, North Carolina
Jenny Streiffer, Notre Dame

1997
Robin Confer, North Carolina (MOP offensive)
Siri Mullinix, North Carolina (MOP defensive)
Mandy Clemens, Santa Clara
Carey Dorn, Connecticut
Lorrie Fair, North Carolina
Jacqui Little, Santa Clara
Holly Manthei, Notre Dame
Cindy Parlow, North Carolina
Tiffany Roberts, North Carolina
Heather Stone, Connecticut
Jenny Streiffer, Notre Dame
Jen Tietjen, Connecticut
Staci Wilson, North Carolina
Sara Whalen, Connecticut

1998
Danielle Fotopoulos, Florida (MOP offensive)
Meredith Flaherty, Florida (MOP defensive)
Keisha Bell, Florida
Lorrie Fair, North Carolina
Meredith Florance, North Carolina
Michelle French, Portland
Angela Harrison, Portland
Heather Mitts, Florida
Cindy Parlow, North Carolina
Tiffany Roberts, North Carolina
Laurie Schwoy, North Carolina
Nikki Serlenga, Santa Clara

1999
Susan Bush, North Carolina (MOP offensive)
Lorrie Fair, North Carolina (MOP defensive)
Kim Patrick, North Carolina
Anne Remy, North Carolina
Jena Kluegel, North Carolina
Meredith Florance, North Carolina
Jen Grubb, Notre Dame
Jenny Streiffer, Notre Dame
LaKeysia Beene, Notre Dame
Nikki Serlenga, Santa Clara
Danielle Slaton, Santa Clara
Christie Welsh, Penn St.

2000
Meredith Florance, North Carolina (MOP offensive)
Catherine Reddick, North Carolina (MOP defensive)
Daniella Borgman, North Carolina
Jena Kluegel, North Carolina
Kim Patrick, North Carolina
Jordan Walker, North Carolina
Meotis Erickson, Notre Dame
Liz Wagner, Notre Dame
Amy Warner, Notre Dame
Cheryl Loveless, Portland
Lauren Orlandos, Portland
Venus James, UCLA
Karissa Hampton, UCLA

2001
Aly Wagner, Santa Clara (MOP offensive)
Danielle Slaton, Santa Clara (MOP defensive)
Veronica Zepeda, Santa Clara
Anna Kraus, Santa Clara
Leslie Osborne, Santa Clara
Jessica Ballweg, Santa Clara
Jena Kluegel, North Carolina
Sara Randolph, North Carolina
Anne Remy, North Carolina
Catherine Reddick, North Carolina
Jordan Kellgren, North Carolina

2002
Christine Sinclair, Portland (MOP offensive)
Jessica Ballweg, Santa Clara (MOP defensive)
Lauren Orlandos, Portland
Erin Misaki, Portland
Lauren Arase, Portland
Aly Wagner, Santa Clara
Devvyn Hawkins, Santa Clara
Veronica Zepeda, Santa Clara
Joanna Lohman, Penn St.
Catherine Reddick, North Carolina
Lindsay Tarpley, North Carolina

Individual Records

GOALS, GAME

3—Catherine Spence, Massachusetts (4) vs. California (1), 1984; Betsy Ready, Boston College (3) vs. Brown (2), 1985; April Heinrichs, North Carolina (8) vs. UC Santa Barb. (0), 1986; Shannon Higgins, North Carolina (4) vs. North Carolina St. (1), 1988; Kerri Tashiro, Colorado Col. (5) vs. Massachusetts (2), 1989; Kim LeMere, Hartford (4) vs. UC Santa Barb. (0), 1991; Mia Hamm, North Carolina (9) vs. Duke (1), 1992, and North Carolina (4) vs. Southern Methodist (1), 1993; Tiffeny Milbrett, Portland (6) vs. St. Mary's (Cal.) (0), 1994; Shannon Boxx, Notre Dame (5) vs. Wisconsin (0), 1995; Danielle Fotopoulos, Florida (7) vs. North Carolina St. (3),

1996; Jenny Heft, Notre Dame (8) vs. Indiana (1), 1996; Amy VanLaacke, Notre Dame (5) vs. Wisconsin (0), 1996; Sandra Doreleijers, Hartford (4) vs. Colgate (0), 1997; Kim Engesser, Nebraska (5) vs. Michigan (1), 1997; Monica Gerardo, Notre Dame (7) vs. Cincinnati (1), 1997; Jenny Heft, Notre Dame (8) vs. UCLA (0), 1997; Angela Hucles, Virginia (3) vs. James Madison (1), 1997; Keri Sarver, Maryland (4) vs. Fairfield (3), 1998; Laura Koerner, Vanderbilt (5) vs. UNC Greensboro (1), 1998; Sarah Harvey, Southern Methodist (4) vs. Baylor (0), 1999; Emily Taggart, Wake Forest (6) vs. Liberty (1), 2000; Lindsay Gusick, Virginia (4) vs. Cincinnati (0), 2001; Abby Wambach, Florida (3) vs. Georgia (0), 2001; Christine Sinclair, Portland (4) vs. Richmond (0), 2002.

GOALS, TOURNAMENT
10—Christine Sinclair, Portland, 2002.

GOALS, CAREER
15—Mia Hamm, North Carolina, 1989-90-92-93.

ASSISTS, GAME
4—Cindy Parlow, North Carolina (6) vs. Wake Forest (0), 1997; Jena Kluegel, North Carolina (5) vs. Wake Forest (0), 2000.

ASSISTS, TOURNAMENT
6—Cindy Parlow, North Carolina (4 vs. Wake Forest, 1 vs. Florida, 1 vs. Harvard), 1997; Jennifer Tietjen, Connecticut (1 vs. Fairfield, 1 vs. Hartford, 3 vs. William & Mary, 1 vs. Notre Dame), 1997; Jena Kluegel, North Carolina (4 vs. Wake Forest, 1 vs. Virginia, 1 vs. Notre Dame), 2000.

ASSISTS, CAREER
15—Holly Manthei, Notre Dame, 1994-95-96-97.

POINTS, GAME
7—Shannon Higgins (2 goals, 3 assists), North Carolina (9) vs. Hartford (0), 1989; Kerri Tashiro (3 goals, 1 assist), Colorado Col. (5) vs. Massachusetts (2), 1989; Tiffeny Milbrett (3 goals, 1 assist), Portland (6) vs. St. Mary's (Cal.) (0), 1994; Amy VanLaacke (3 goals, 1 assist), Notre Dame (5) vs. Wisconsin (0), 1996; Monica Gerardo (3 goals, 1 assist), Notre Dame (7) vs. Cincinnati (1), 1997; Laura Koerner (3 goals, 1 assist), Vanderbilt (5) vs. UNC Greensboro (1), 1998; Emily Taggart, (3 goals, 1 assist), Wake Forest (6) vs. Liberty (1), 2000; Lindsay Gusick (3 goals, 1 assist), Virginia (4) vs. Cincinnati (0), 2001; Christine Sinclair (3 goals, 1 assist), Portland (4) vs. Richmond (0), 2002.

POINTS, TOURNAMENT
21—Christine Sinclair (10 goals, 1 assist), 2002.

POINTS, CAREER
39—Mia Hamm, North Carolina, 1989-90-92-93.

SAVES, GAME
23—Kathy Brophy, Boston College (2) vs. Massachusetts (3), 1984.

LOWEST GOALS-AGAINST AVERAGE, TOURNAMENT (Min. 3 Games)
0.00—Anne Sherow, North Carolina (vs. William & Mary, California and Massachusetts), 1987; Lori Walker, North Carolina (vs. Hartford, North Carolina St. and Colorado Col.), 1989; Tracy Noonan, North Carolina (vs. Vanderbilt, Santa Clara and Notre Dame), 1995; Jen Renola, Notre Dame (vs. Wisconsin, Connecticut, North Carolina and Portland), 1995; Nicole Barnhart, Stanford (vs. Cal Poly, California, Notre Dame and Portland).

LOWEST GOALS-AGAINST AVERAGE, CAREER (Min. 5 Games)
0.21—Siri Mullinix, North Carolina 1996-97-98, [3 goals, 15 games, (1,281 minutes)].

Team Records

GOALS, GAME
9—North Carolina vs. Hartford (0), 1989; North Carolina vs. Duke (1), 1992; North Carolina vs. Florida (0), 1996.

GOALS, TWO TEAMS, GAME
10—North Carolina (9) vs. Duke (1), 1992; Florida (7) vs. North Carolina St. (3), 1996.

GOALS, TOURNAMENT
22—North Carolina, 1996.

SHOTS, GAME
43—North Carolina (9) vs. Hartford (0), 1989.

CORNER KICKS, GAME
19—Nebraska (3) vs. Minnesota (2) (2 ot), 1996.

FOULS, GAME
37—North Carolina St. (1) vs. William & Mary (0) (2 ot), 1995.

GOALS PER GAME, TOURNAMENT (Min. 2 Games)
6.33—North Carolina, 3 games, 1992.

OVERTIME GAMES, TOURNAMENT
2—16 times (most recent: five times, 2002).

LOWEST GOALS-AGAINST AVERAGE, TOURNAMENT (Min. 3 Games)
0.00—North Carolina, 3 games, 1987-89-95; Notre Dame, 4 games, 1995; Stanford, 5 games, 2002.

Won-Lost-Tied Records in Tournament Play

(Note: Beginning in 1985, no third-place game was played. Semifinal losers are credited with third place.)

Team (Years Participated)	Yrs.	Won	Lost	Tied	Pct.	1st	2nd	3rd	4th
Alabama (1998)	1	0	1	0	.000	0	0	0	0
American (2002)	1	0	1	0	.000	0	0	0	0
Arizona St. (2000-02)	2	2	2	0	.500	0	0	0	0
Auburn (2001-02)	2	1	2	0	.333	0	0	0	0
Barry (1987)	1	0	1	0	.000	0	0	0	0
Baylor (1998-99)	2	0	2	0	.000	0	0	0	0
Boston U. (2000-01)	2	1	2	0	.333	0	0	0	0
Boston College (1982-83-84-85-99-2001)	6	4	6	0	.400	0	0	0	0
Brigham Young (1997-98-99-2000-01-02)	6	5	6	0	.455	0	0	0	0
Brown (1982-83-84-85-86-94)	6	2	6	0	.250	0	0	0	0
Bucknell (2001)	1	0	1	0	.000	0	0	0	0
California (1983-84-86-87-88-93-98-99-2000-01-02)	11	8	12	0	.400	0	0	2	1
Cal St. Fullerton (2001)	1	0	1	0	.000	0	0	0	0
Cal Poly (1999-2000-02)	3	1	3	0	.250	0	0	0	0
UC Santa Barb. (1984-85-86-87-89-90-91)	7	5	7	0	.417	0	0	0	0
Cal St. Hayward (1985-86)	2	0	2	0	.000	0	0	0	0
Central Conn. St. (1998-2002)	2	0	2	0	.000	0	0	0	0
UCF (1982-84-87-88-91-98-99-2001-02)	9	7	9	0	.438	0	1	1	0
Charlotte (1998-2002)	2	1	2	0	.333	0	0	0	0
Cincinnati (1983-86-94-97-2001-02)	6	3	6	0	.333	0	0	0	0
Clemson (1994-95-96-97-98-99-2000-01-02)	9	8	8	2	.500	0	0	0	0
Colgate (1997-98-99)	3	0	3	0	.000	0	0	0	0
Colorado Col. (1984-85-86-87-88-89-90-91)	8	10	8	0	.556	0	2	3	0
Connecticut (1982-83-84-85-86-87-88-89-90-91-92-93-94-95-96-97-98-99-2000-01-02)	21	33	22	0	.600	0	3	2	1
Cortland St. (1982-83-84-85)	4	2	4	0	.333	0	0	0	0
Creighton (2002)	1	0	1	0	.000	0	0	0	0
Dartmouth (1993-94-96-98-99-2000-01-02)	8	6	8	0	.429	0	0	0	0
Dayton (1999-2001-02)	3	3	3	0	.500	0	0	0	0
Denver (2001-02)	2	0	2	0	.000	0	0	0	0
Duke (1992-93-94-95-96-97-99-2000-01)	9	7	8	2	.471	0	1	0	0
Eastern Ill. (2001-02)	2	0	2	0	.000	0	0	0	0
Eastern Mich. (1999)	1	0	1	0	.000	0	0	0	0
Elon (1999)	1	0	1	0	.000	0	0	0	0
Evansville (1998-99-2001)	3	0	3	0	.000	0	0	0	0
Fairfield (1997-98-99)	3	0	3	0	.000	0	0	0	0
Florida (1996-97-98-99-2000-01)	6	12	5	0	.706	1	0	1	0
Florida Int'l (1993)	1	0	1	1	.250	0	0	0	0
Florida St. (2000-01-02)	3	5	3	0	.675	0	0	0	0

Team (Years Participated)	Yrs.	Won	Lost	Tied	Pct.	1st	2nd	3rd	4th
Fresno St. (1999)	1	0	1	0	.000	0	0	0	0
Furman (1999-2000-02)	3	0	3	0	.000	0	0	0	0
George Mason (1982-83-84-85-86-88-89-93-94-96-97)	11	13	10	1	.563	1	2	1	0
George Washington (1996)	1	0	1	0	.000	0	0	0	0
Georgia (1997-98-2001)	3	2	3	1	.417	0	0	0	0
Hartford (1989-90-91-92-94-95-97-98-99-2000-01-02)	12	9	12	0	.429	0	0	1	0
Harvard (1982-84-94-96-97-98-99-2000-01)	9	8	9	0	.471	0	0	0	0
Holy Cross (2000)	1	0	1	0	.000	0	0	0	0
Idaho St. (2001-02)	2	0	2	0	.000	0	0	0	0
Illinois (2000-01)	2	1	2	0	.333	0	0	0	0
Indiana (1996-98)	2	1	2	0	.333	0	0	0	0
Jacksonville (2000)	1	0	1	0	.000	0	0	0	0
James Madison (1995-96-97-98-99-2002)	6	5	6	0	.455	0	0	0	0
Kansas (2001)	1	0	1	0	.000	0	0	0	0
Keene St. (1983)	1	0	1	0	.000	0	0	0	0
Kentucky (1995-96-98-99-2001-02)	6	0	6	0	.000	0	0	0	0
Liberty (2000-01)	2	0	2	0	.000	0	0	0	0
Long Island (1999)	1	0	1	0	.000	0	0	0	0
Loyola (Md.) (2001-02)	2	0	2	0	.000	0	0	0	0
Loyola Marymount (2002)	1	0	1	0	.000	0	0	0	0
Marquette (1999-2000-01-02)	3	2	4	0	.333	0	0	0	0
Maryland (1995-96-97-98-99-2001-02)	7	6	7	0	.462	0	0	0	0
Massachusetts (1982-83-84-85-86-87-88-89-91-92-93-94-95-96-97)	15	17	15	0	.531	0	1	5	0
Miami (Fla.) (2001)	1	0	1	0	.000	0	0	0	0
Miami (Ohio) (2000-01-02)	3	2	3	0	.400	0	0	0	0
Michigan (1997-98-99-2000-01-02)	6	7	6	0	.538	0	0	0	0
Michigan St. (2002)	1	0	1	0	.000	0	0	0	0
Minnesota (1995-96-97-98-99)	5	3	5	0	.375	0	0	0	0
Mississippi (2002)	1	0	1	0	.000	0	0	0	0
Missouri (1999)	1	0	1	0	.000	0	0	0	0
Mo.-St. Louis (1982-83)	2	1	3	0	.250	0	0	0	1
Montana (1999-2000)	2	1	2	0	.333	0	0	0	0
Nebraska (1996-97-98-99-2000-01-02)	7	11	6	1	.639	0	0	0	0
North Carolina (1982-83-84-85-86-87-88-89-90-91-92-93-94-95-96-97-98-99-2000-01-02)	21	75	5	0	.938	16	3	2	0
UNC Greensboro (1996-97-98-2000-01)	4	2	5	0	.286	0	0	0	0
North Carolina St. (1985-86-87-88-89-90-91-92-94-95-96)	11	10	11	1	.477	0	1	1	0
Northwestern (1996-98)	2	2	2	0	.500	0	0	0	0
Northwestern St. (2002)	1	0	1	0	.000	0	0	0	0
Notre Dame (1993-94-95-96-97-98-99-2000-01-02)	10	25	9	1	.729	1	3	2	0
Oakland (2001-02)	2	0	2	0	.000	0	0	0	0
Ohio St. (2002)	1	0	1	0	.000	0	0	0	0
Oregon St. (1994)	1	0	1	0	.000	0	0	0	0
Pacific (Cal.) (1998)	1	1	1	0	.500	0	0	0	0
Pennsylvania (1999-2001)	2	0	2	0	.000	0	0	0	0
Penn St. (1995-96-97-98-99-2000-01-02)	8	16	8	0	.667	0	0	2	0
Pepperdine (2001-02)	2	3	2	0	.600	0	0	0	0
Princeton (1982-83-99-2000-01-02)	6	2	6	0	.250	0	0	0	0
Portland (1992-93-94-95-96-97-98-2000-01-02)	10	25	9	0	.735	1	1	5	0
Providence (1993)	1	0	1	0	.000	0	0	0	0
Purdue (2002)	1	1	1	0	.500	0	0	0	0
Quinnipiac (2000)	1	0	1	0	.000	0	0	0	0
Radford (1985-98-2002)	3	0	3	0	.000	0	0	0	0
Rhode Island (2002)	1	1	1	0	.500	0	0	0	0
Richmond (2000-02)	2	3	2	0	.600	0	0	0	0
Rochester (1982)	1	0	1	0	.000	0	0	0	0
Rutgers (1987-2001)	2	2	2	0	.500	0	0	0	0
Sacred Heart (2001)	1	0	1	0	.000	0	0	0	0
St. Mary's (Cal.) (1988-94-2001)	3	2	3	0	.400	0	0	0	0
San Diego (1996-99-2000-01-02)	5	2	5	0	.286	0	0	0	0
San Diego St. (1998-99)	2	1	2	0	.333	0	0	0	0
San Jose St. (2000)	1	0	1	0	.000	0	0	0	0
Santa Clara (1989-90-91-92-93-94-95-96-97-98-99-2000-01-02)	14	31	13	0	.705	1	1	7	0
South Carolina (1998)	1	0	1	0	.000	0	0	0	0
Southern California (1998-99-2000-01-02)	5	3	5	0	.375	0	0	0	0
Southern Methodist (1990-92-93-95-97-99-2001-02)	9	7	8	0	.467	0	0	1	0
Southwest Mo. St. (2000)	1	0	1	0	.000	0	0	0	0
Southwest Tex. St. (2001)	1	0	1	0	.000	0	0	0	0
Stanford (1990-91-92-93-94-95-96-98-99-2000-01-02)	12	11	11	2	.500	0	0	1	0
Syracuse (1998-2001)	2	2	2	0	.500	0	0	0	0
Tennessee (2001-02)	2	2	1	1	.625	0	0	0	0
Texas (2001-02)	2	0	2	0	.000	0	0	0	0
Texas A&M (1995-96-97-98-99-2000-01-02)	8	11	8	0	.579	0	0	0	0
UCLA (1995-97-98-99-2000-01-02)	7	12	7	0	.632	0	1	0	0
Utah (2002)	1	1	1	0	.500	0	0	0	0
Vanderbilt (1994-95-96-97-98)	5	4	5	0	.444	0	0	0	0
Vermont (1984)	1	0	1	0	.000	0	0	0	0
Villanova (2001-02)	2	1	2	0	.333	0	0	0	0
Virginia (1987-88-89-90-91-92-94-95-96-97-98-99-2000-01-02)	15	9	14	1	.396	0	0	1	0
Wake Forest (1996-97-98-99-2000-01-02)	7	4	6	1	.409	0	0	0	0
Washington (1994-95-96-98-2000-01)	6	4	5	1	.450	0	0	0	0
Washington St. (1994-2000-02)	3	1	3	0	.250	0	0	0	0

Team (Years Participated)	Yrs.	Won	Lost	Tied	Pct.	1st	2nd	3rd	4th
West Virginia (2000-01-02)	3	1	3	0	.250	0	0	0	0
William & Mary (1984-85-86-87-88-89-90-92-93-94-95-96-97-98-99-2000-01-02)	18	8	18	0	.308	0	0	0	0
Wisconsin (1985-88-89-90-91-93-94-95-96-98-2000-02)	12	10	12	0	.455	0	1	1	0
Wis.-Milwaukee (1997-2001-02)	3	0	3	0	.000	0	0	0	0
Wright St. (1998-99-2000)	3	0	3	0	.000	0	0	0	0
Xavier (1998-2000)	2	0	2	0	.000	0	0	0	0
Yale (2002)	1	1	1	0	.500	0	0	0	0

All-Time Results

1982 First Round: Cortland St. 2, Boston College 0; Massachusetts 3, Rochester 1; Princeton 1, George Mason 0; Harvard 3, Brown 1 (2 ot). **Second Round:** Connecticut 2, Cortland St. 0 (2 ot); UCF 2, Massachusetts 1; North Carolina 4, Princeton 0; Mo.-St. Louis 2, Harvard 1. **Semifinals:** UCF 3, Connecticut 1; North Carolina 2, Mo.-St. Louis 1. **Third Place:** Connecticut 2, Mo.-St. Louis 1. **Championship:** North Carolina 2, UCF 0.

1983 First Round: Boston College 2, Princeton 0; George Mason 6, Mo.-St. Louis 2; Brown 1, Keene St. 0; California 5, Cincinnati 0. **Second Round:** Connecticut 2, Boston College 0; George Mason 2, Cortland St. 1; Massachusetts 1, Brown 0; North Carolina 5, California 2. **Semifinals:** George Mason 1, Connecticut 0; North Carolina 2, Massachusetts 0. **Third Place:** Massachusetts 1, Connecticut 0. **Championship:** North Carolina 4, George Mason 0.

1984 First Round: Connecticut 3, Cortland St. 0; Harvard 2, Vermont 1; Massachusetts 3, Boston College 2 (2 ot); Colorado Col. 2, George Mason 1; California 2, UC Santa Barb. 0; UCF 3, William & Mary 1. **Second Round:** Connecticut 1, Brown 0; Massachusetts 1, Harvard 0; California 1, Colorado Col. 0 (2 ot, penalty kicks); North Carolina 4, UCF 1. **Semifinals:** Connecticut 2, Massachusetts 1 (2 ot); North Carolina 2, California 1 (2 ot). **Third Place:** Massachusetts 4, California 1. **Championship:** North Carolina 2, Connecticut 0.

1985 First Round: Boston College 3, Brown 2 (2 ot); George Mason 3, William & Mary 2 (2 ot, penalty kicks); Cortland St. 2, Connecticut 1; North Carolina St. 1, Radford 0 (2 ot, penalty kicks); Colorado Col. 1, Wisconsin 0; UC Santa Barb. 4, Cal St. Hayward 3 (2 ot, penalty kicks). **Second Round:** Massachusetts 3, Boston College 0; George Mason 1, Cortland St. 0; North Carolina 4, North Carolina St. 2; Colorado Col. 3, UC Santa Barb. 0. **Semifinals:** George Mason 3, Massachusetts 0; North Carolina 3, Colorado Col. 2. **Championship:** George Mason 2, North Carolina 0.

1986 First Round: UC Santa Barb. 1, Cincinnati 0; North Carolina St. 1, William & Mary 0; California 2, Cal St. Hayward 0; Connecticut 5, Brown 0. **Second Round:** North Carolina 8, UC Santa Barb. 0; George Mason 1, North Carolina St. 0 (2 ot, penalty kicks); Colorado Col. 1, California 0; Massachusetts 1, Connecticut 0 (2 ot, penalty kicks). **Semifinals:** North Carolina 3, George Mason 2 (2 ot); Colorado Col. 1, Massachusetts 0 (2 ot, penalty kicks). **Championship:** North Carolina 2, Colorado Col. 0.

1987 First Round: William & Mary 1, Virginia 0; UC Santa Barb. 1, Colorado Col. 0 (2 ot); UCF 3, Barry 0; Connecticut 1, Rutgers 0. **Second Round:** North Carolina 2, William & Mary 0; California 3, UC Santa Barb. 0; UCF 3, North Carolina St. 0; Massachusetts 3, Connecticut 1. **Semifinals:** North Carolina 4, California 0; Massachusetts 2, UCF 1. **Championship:** North Carolina 1, Massachusetts 0.

1988 First Round: UCF 2, Virginia 0; Wisconsin 1, Connecticut 0 (2 ot, penalty kicks); California 2, St. Mary's (Cal.) 0; George Mason 1, William & Mary 0. **Second Round:** North Carolina 2, UCF 1; Wisconsin 2, Massachusetts 1; California 2, Colorado Col. 1 (2 ot); North Carolina St. 1, George Mason 0 (2 ot). **Semifinals:** North Carolina 3, Wisconsin 0; North Carolina St. 1, California 0. **Championship:** North Carolina 4, North Carolina St. 1.

1989 First Round: Hartford 3, Connecticut 2 (2 ot, penalty kicks); North Carolina St. 3, George Mason 0; UC Santa Barb. 1, Wisconsin 0; Massachusetts 2, Virginia 1. **Second Round:** North Carolina 9, Hartford 0; North Carolina St. 2, William & Mary 1; Santa Clara 2, UC Santa Barb. 0; Colorado Col. 5, Massachusetts 2. **Semifinals:** North Carolina 2, North Carolina St. 0; Colorado Col. 2, Santa Clara 0. **Championship:** North Carolina 2, Colorado Col. 0.

1990 First Round: North Carolina St. 2, William & Mary 0; Colorado Col. 3, Southern Methodist 1; UC Santa Barb. 1, Stanford 0; Connecticut 2, Hartford 1. **Second Round:** North Carolina 4, North Carolina St. 3 (2 ot); Colorado Col. 2, Wisconsin 1; Santa Clara 2, UC Santa Barb. 0; Connecticut 1, Virginia 0. **Semifinals:** North Carolina 2, Colorado Col. 1; Connecticut 2, Santa Clara 1 (2 ot, penalty kicks). **Championship:** North Carolina 6, Connecticut 0.

1991 First Round: North Carolina St. 4, UCF 0; Connecticut 1, Massachusetts 0; Hartford 4, UC Santa Barb. 0; Stanford 2, Santa Clara 1 (2 ot). **Second Round:** North Carolina 4, North Carolina St. 1; Virginia 2, Connecticut 0; Wisconsin 1, Hartford 0; Colorado Col. 1, Stanford 0 (3 ot). **Semifinals:** North Carolina 5, Virginia 1; Wisconsin 1, Colorado Col. 0. **Championship:** North Carolina 3, Wisconsin 1.

1992 First Round: William & Mary 1, North Carolina St. 0; Stanford 5, Portland 2; Massachusetts 2, Connecticut 1 (2 ot); Duke 1, Southern Methodist 0. **Second Round:** North Carolina 7, William & Mary 0; Santa Clara 2, Stanford 0; Hartford 2, Massachusetts 1; Duke 2, Virginia 0. **Semifinals:** North Carolina 3, Santa Clara 0; Duke 1, Hartford 0. **Championship:** North Carolina 9, Duke 1.

1993 Regionals: North Carolina 4, Southern Methodist 1; Florida Int'l* 1, Duke 1 (2 ot); North Carolina 3, Florida Int'l 0; Connecticut 3, Dartmouth 1; Massachusetts 5, Providence 0; Massachusetts 1, Connecticut 0; George Mason 2, Notre Dame 1; Wisconsin 1, William & Mary 0; George Mason 3, Wisconsin 1; Portland 2, Santa Clara 0; Stanford 2, California 0; Stanford 1, Portland 0. **Semifinals:** North Carolina 4, Massachusetts 1; George Mason* 1, Stanford 1 (4 ot). **Championship:** North Carolina 6, George Mason 0.

**Advanced on penalty kicks.*

1994 First Round: George Mason 3, Virginia 0; Washington St. 3, Wisconsin 1; St. Mary's (Cal.) 2, Santa Clara 0; Washington 3, Oregon St. 0; Brown 2, Dartmouth 1; Massachusetts 3, Harvard 0; Vanderbilt 3, Cincinnati 2 (3 ot); North Carolina St.* 1, Clemson 1 (4 ot). **Regionals:** Notre Dame 3, George Mason 1; William & Mary 4, Washington St. 0; Notre Dame 2, William & Mary 1; Portland 6, St. Mary's (Cal.) 0; Stanford* 0, Washington 0 (2 ot); Portland 2, Stanford 1 (3 ot); Connecticut 1, Brown 0; Hartford 2, Massachusetts 0; Connecticut 2, Hartford 1 (3 ot); Duke 2, Vanderbilt 1; North Carolina 4, North Carolina St. 2; North Carolina 3, Duke 1. **Semifinals:** Notre Dame 1, Portland 0; North Carolina 3, Connecticut 0. **Championship:** North Carolina 5, Notre Dame 0.

**Advanced on penalty kicks.*

1995 First Round: Vanderbilt 2, Kentucky 0; Santa Clara 3, Stanford 2 (4 ot); Massachusetts 2, Hartford 1 (2 ot); Wisconsin 1, Minnesota 0; Texas A&M 4, Clemson 1; North Carolina St. 1, William & Mary 0 (2 ot); James Madison 2, Penn St. 1; Washington 2, UCLA 1. **Second Round:** North Carolina 4, Vanderbilt 0; Santa Clara 1, Virginia 0; Connecticut 3, Massachusetts 0; Notre Dame 5, Wisconsin 0; Southern Methodist 2, Texas A&M 1; North Carolina St. 2, Duke 1 (3 ot); Maryland 6, James Madison 1; Portland 1, Washington 0. **Third Round:** North Carolina 2, Santa Clara 0; Notre Dame 2, Connecticut 0; Southern Methodist 4, North Carolina St. 3; Portland 1, Maryland 0. **Semifinals:** Notre Dame 1, North Carolina 0; Portland 4, Southern Methodist 2. **Championship:** Notre Dame 1, Portland 0 (3 ot).

1996 First Round: North Carolina 5, William & Mary 0; James Madison 3, UNC Greensboro 1; Wake Forest 2, Clemson 1; Florida 7, North Carolina St. 3; Santa Clara 3, Stanford 2; Penn St. 2, George Mason 0; Massachusetts 2, Harvard 1 (3 ot); Connecticut 1, Dartmouth 0; Portland 1, Washington 0; Vanderbilt 2, Kentucky 1 (3 ot); Duke 1, Virginia 0; Nebraska 3, Minnesota 2 (4 ot); San Diego 5, Texas A&M 3; Maryland 2, George Washington 0; Wisconsin 1, Northwestern 0; Notre Dame 8, Indiana 1. **Second Round:** North Carolina 5, James Madison 0; Florida 5, Wake Forest 0; Santa Clara 3, Penn St. 1; Connecticut 2, Massachusetts 0; Portland 3, Vanderbilt 1 (2 ot); Nebraska 3, Duke 0; Maryland 1, San Diego 0; Notre Dame 5, Wisconsin 0. **Third Round:** North Carolina 9, Florida 0; Santa Clara 1, Connecticut 0; Portland 1, Nebraska 0; Notre Dame 2, Maryland 0. **Semifinals:** North Carolina 2, Santa Clara 1; Notre Dame 3, Portland 2. **Championship:** North Carolina 1, Notre Dame 0 (2 ot).

1997 First Round: North Carolina 6, Wake Forest 0; Florida 3, Vanderbilt 2; Harvard 2, Massachusetts 0; George Mason 2, Maryland 1; UNC Greensboro 3, Duke 1 (2 ot); Clemson 1, Georgia 0; Minnesota 2, Wis.-Milwaukee 1; Santa Clara 1, Brigham Young 0; Connecticut 3, Fairfield 0; Hartford 4, Colgate 0; William & Mary 3, Penn St. 2 (2 ot); Virginia 3, James Madison 1; UCLA 1, Portland 0; Southern Methodist 1, Texas A&M 0; Nebraska 5, Michigan 1; Notre Dame 7, Cincinnati 1. **Second Round:** North Carolina 5, Florida 0; Harvard 2, George Mason 1 (3 ot); Clemson 5, UNC Greensboro 0; Santa Clara 5, Minnesota 1; Connecticut 2, Hartford 1 (2 ot); William & Mary 1, Virginia 0; UCLA 3, Southern Methodist 2; Notre Dame 6, Nebraska 0. **Third Round:** North Carolina 1, Harvard 0; Santa Clara 3, Clemson 0; Connecticut 4, William & Mary 0; Notre Dame 8, UCLA 0. **Semifinals:** North Carolina 2, Santa Clara 1; Connecticut 2, Notre Dame 1. **Championship:** North Carolina 2, Connecticut 0.

1998 First Round: Charlotte 2, South Carolina 0; Maryland 4, Fairfield 3; Georgia 5, Wake Forest 2; Wisconsin 2, UCF 0; Minnesota 6, Kentucky 0; Southern California 2, Washington 1 (2 ot); Texas A&M 3, Alabama 1; Michigan 4, Xavier 2; Pacific (Cal.) 2, California 1; Brigham Young 6, Stanford 1; Harvard 4, Central Conn. St. 1; Syracuse 4, Colgate 1; Indiana 3, Wright St. 1; Vanderbilt 5, UNC Greensboro 1; Northwestern 2, Evansville 1 (2 ot); James Madison 4,

Radford 0. **Second Round:** North Carolina 6, Charlotte 0; William & Mary 2, Maryland 0; Georgia* 2, Virginia 2 (4 ot); Dartmouth 1, Wisconsin 0; Portland 3, Minnesota 0; San Diego St. 1, Southern California 0 (3 ot); Nebraska 7, Texas A&M 0; Notre Dame 3, Michigan 0; Santa Clara 5, Pacific (Cal.) 0; Brigham Young 2, UCLA 0; Hartford 3, Harvard 0; Connecticut 2, Syracuse 1; Penn St. 2, Indiana 1; Clemson 2, Vanderbilt 0; Northwestern 5, Baylor 4; Florida 5, James Madison 1. **Third Round:** North Carolina 3, William & Mary 0; Dartmouth 2, Georgia 1; Portland 5, San Diego St. 0; Notre Dame 2, Nebraska 1; Santa Clara 3, Brigham Young 0; Connecticut 2, Hartford 1; Penn St. 1, Clemson 0; Florida 1, Northwestern 0. **Quarterfinals:** North Carolina 3, Dartmouth 0; Portland 2, Notre Dame 1; Santa Clara 1, Connecticut 0; Florida 3, Penn St. 1. **Semifinals:** North Carolina 1, Portland 0 (4 ot); Florida 1, Santa Clara 0. **Championship:** Florida 1, North Carolina 0.

1999 First Round: Brigham Young 2, California 0; San Diego 2, San Diego St. 1; Dartmouth 3, Colgate 0; Boston College 4, Fairfield 1; Dayton 3, Evansville 2; Cal Poly 2, Fresno St. 1; Texas A&M 2, Montana 1; Minnesota 2, Eastern Mich. 0; Hartford 2, Princeton 1; James Madison 1, Pennsylvania 0; Southern Methodist 4, Baylor 0; Maryland 6, Long Island 0; Marquette 3, Missouri 2 (4 ot); Michigan 5, Wright St. 0; Duke 3, Elon 1; UCF 1, Furman 0. **Second Round:** Santa Clara 2, Brigham Young 0; UCLA 2, San Diego 1 (ot); Connecticut 3, Dartmouth 0; Boston College 1, Harvard 0; Notre Dame 5, Dayton 1; Stanford 3, Cal Poly 1; Texas A&M 3, Kentucky 2 (ot); Nebraska 5, Minnesota 0; Hartford 1, Florida 0; Virginia 3, James Madison 1; Southern Methodist 1, Southern California 0 (2 ot); Penn St. 3, Maryland 2; Clemson 1, Marquette 0; Wake Forest 1, Michigan 0; William & Mary 3, Duke 0; North Carolina 8, UCF 0. **Third Round:** Santa Clara 7, UCLA 0; Connecticut 5, Boston College 0; Notre Dame 1, Stanford 0; Nebraska 1, Texas A&M 0; Hartford 3, Virginia 2 (3 ot); Penn St. 5, Southern Methodist 0; Clemson* 0, Wake Forest 0; North Carolina 5, William & Mary 1. **Quarterfinals:** Santa Clara 3, Connecticut 0; Notre Dame* 1, Nebraska 1 (4 ot); Penn St. 2, Hartford 0; North Carolina 3, Clemson 0. **Semifinals:** Notre Dame 1, Santa Clara 0; North Carolina 2, Penn St. 0. **Championship:** North Carolina 2, Notre Dame 0.

**Advanced on penalty kicks.*

2000 First Round: Michigan 4, Miami (Ohio) 3 (2 ot); Harvard 2, Quinnipiac 1; Stanford 4, San Jose St. 1; Santa Clara 3, Cal Poly 1; Wake Forest 6, Liberty 1; UNC Greensboro 3, William & Mary 2 (2 ot); Wisconsin 1, Princeton 0 (2 ot); Richmond 5, West Virginia 1; Duke 3, Furman 1; Florida St. 4, Jacksonville 1; Marquette 2, Wright St. 1 (2 ot); Southern California 2, San Diego 1; Illinois 2, Xavier 0; Boston U. 1, Holy Cross 0; Arizona St. 2, Southwest Mo. St. 0; Montana 1, Washington St. 0. **Second Round:** Notre Dame 3, Michigan 1; Harvard 3, Hartford 0; Brigham Young 5, Stanford 0; Santa Clara 2, California 0; North Carolina 5, Wake Forest 0; Virginia 6, UNC Greensboro 1; Connecticut 1, Wisconsin 0; Nebraska 4, Richmond 0; Clemson 2, Duke 1 (ot); Florida St. 2, Florida 1; Texas A&M 4, Marquette 0; UCLA 3, Southern California 0; Penn St. 1, Illinois 0 (ot); Dartmouth 4, Boston U. 1; Portland 3, Arizona St. 1; Washington 5, Montana 0. **Third Round:** Notre Dame 2, Harvard 0; Santa Clara 2, Brigham Young 1 (ot); North Carolina 2, Virginia 1; Connecticut 1, Nebraska 0; Clemson 2, Florida St. 0; UCLA 4, Texas A&M 0; Penn St. 4, Dartmouth 0; Portland 1, Washington 0. **Quarterfinals:** Notre Dame 2, Santa Clara 1 (ot); North Carolina 3, Connecticut 0; UCLA 2, Clemson 1; Portland 1, Penn St. 0 (ot). **Semifinals:** North Carolina 2, Notre Dame 1; UCLA 1, Portland 0. **Championship:** North Carolina 2, UCLA 1.

2001 First Round: North Carolina 3, UNC Greensboro 0; Duke* 1, Tennessee 1 (4 ot); Rutgers 4, Boston U. 1; Princeton 3, Loyola (Md.) 1; Penn St. 3, Bucknell 1; Villanova 2, Pennsylvania 0; Connecticut 3, Sacred Heart 0; Pepperdine 1, Southern California 0; UCLA 3, Cal St. Fullerton 0; Dayton 1, Maryland 0; Miami (Ohio) 1, West Virginia 0; Florida St. 1, Auburn 0; Clemson 1, Kentucky 0 (ot); Georgia 5, Miami (Fla.) 2; Harvard 1, Hartford 0 (4 ot); St. Mary's (Cal.) 3, California 2; Stanford 2, Denver 0; Southern Methodist 2, Texas 1; Texas A&M 3, Southwest Tex. St. 0; Brigham Young 1, Kansas 0; Nebraska 5, Boston College 0; Washington 2, San Diego 0; Portland 5, Idaho St. 0; Florida 4, UCF 0; Cincinnati 3, Oakland 2; Notre Dame 2, Eastern Ill. 0; Virginia 3, Liberty 0; William & Mary 2, Wake Forest 1 (2 ot); Dartmouth 1, Wis.-Milwaukee 0 (2 ot); Michigan 1, Marquette 0; Santa Clara 3, Evansville 0; Syracuse 1, Illinois 0. **Second Round:** North Carolina 2, Duke 0; Rutgers 1, Princeton 0; Penn St. 3, Villanova 0; UCLA 2, Pepperdine 1; Dayton 2, Miami (Ohio) 0; Clemson 1, Florida St. 0; Connecticut 1, Harvard 0; Stanford 3, St. Mary's (Cal.) 1; Texas A&M 2, Southern Methodist 1 (ot); Nebraska 3, Brigham Young 0; Portland 2, Washington 0; Florida 3, Georgia 0; Cincinnati 3, Notre Dame 2; Virginia 4, William & Mary 1; Dartmouth 1, Michigan 0; Santa Clara 4, Syracuse 1. **Third Round:** North Carolina 2, Rutgers 1; Penn St. 2, Connecticut 0; Texas A&M 1, Stanford 0; Portland 4, Nebraska 0; UCLA 3, Dayton 1; Florida 3, Clemson 1; Virginia 4, Cincinnati 0; Santa Clara 2, Dartmouth 0. **Quarterfinals:** North Carolina 2, Penn St. 1; Portland 4, Texas A&M 1; Florida 1, UCLA 0 (2 ot); Santa Clara 3, Virginia 2. **Semifinals:** North Carolina 2, Portland 1; Santa Clara 3, Florida 2 (ot). **Championship:** Santa Clara 1, North Carolina 0.

**Advanced on penalty kicks.*

2002 First Round: Stanford 4, Cal Poly 0; California 2, Denver 0; Notre Dame 3, Ohio St. 1; Purdue* 1, Eastern Ill. 1 (2 ot, pk); James Madison 1, Charlotte 0; Richmond 1, Clemson 0; Utah 3, Brigham Young 2 (ot); Portland 3, Idaho St. 0; West Virginia 3, Loyola (Md.) 0; Virginia 3, Dayton 2; Penn St. 2, Princeton 0; Maryland 1, American 0; Auburn 2, UCF 0; Florida St. 2, Mississippi 0; Rhode Island 2, Dartmouth 1 (2 ot); Connecticut 2, Central Conn. St. 0; Pepperdine 2, Wis.-Milwaukee 0; Wisconsin 3, Marquette 2; Miami (Ohio) 2, Michigan St. 1; Michigan 1, Oakland 0; Yale 0, Villanova 0 (2 ot); Nebraska 2, Hartford 0; Arizona St. 2, Washington St. 1; Santa Clara 5, Creighton 1; UCLA 4, Loyola Marymount 0; Southern California 1, San Diego 0 (ot); Southern Methodist 2, Texas 1; Texas A&M 8, Northwestern St. 0; Tennessee 5, Furman 0; Cincinnati 1, Kentucky 0; Wake Forest 2, William & Mary 0; North Carolina 6, Radford 1. **Second Round:** Stanford 1, California 0 (ot); Notre Dame 3, Purdue 1; Richmond 1, James Madison 0; Portland 3, Utah 0; Virginia 1, West Virginia 0; Penn St. 2, Maryland 1; Florida St. 2, Auburn 1; Connecticut 2, Rhode Island 1 (ot); Pepperdine 2, Wisconsin 1 (ot); Michigan 4, Miami (Ohio) 0; Nebraska 1, Yale 0; Santa Clara 5, Arizona St. 1; UCLA 1, Southern California 0 (2 ot); Texas A&M* 1, Southern Methodist 1 (2 ot, pk); Tennessee 2, Cincinnati 1; North Carolina 3, Wake Forest 1. **Third Round:** Stanford 1, Notre Dame 0; Portland 4, Richmond 0; Penn St. 3, Virginia 0; Connecticut 1, Florida St. 0; Michigan 2, Pepperdine 0; Santa Clara 3, Nebraska 2; Texas A&M* 0, UCLA 0 (2 ot, pk); North Carolina 3, Tennessee 1. **Quarterfinals:** Portland* 0, Stanford 0 (2 ot, pk); Penn St. 2, Connecticut 1; Santa Clara 3, Michigan 1; North Carolina 3, Texas A&M 0. **Semifinals:** Portland 2, Penn St. 0; Santa Clara 2, North Carolina 1. **Championship:** Portland 2, Santa Clara 1 (2 ot).

**Won on penalty kicks*

Soccer

DIVISION II

Photo by Mike Heffner/NCAA Photos

Christian Brothers standout Missy Gregg (dark jersey) outjumps Nebraska-Omaha defender Meghan Pile.

2002 Championship

Edited by: Crissy Schluep.

Highlights

Christian Brothers University, led by the tournament's most outstanding offensive player and all-season standout Missy Gregg, won the championship, 2-1, over Nebraska-Omaha December 9 at the Virginia Beach Sportsplex. Longwood University co-hosted the event.

Gregg pounded the first goal 2:36 into the first half, then assisted an Anna Rask goal at 65:08 for the game-winner. After finishing as runner-up last year after Gregg suffered a knee injury during the final game, Christian Brothers claimed its first title.

All-Tournament Team: In addition to Gregg earning tournament most outstanding offensive player honors, Christian Brothers' defender Kanae Haneishi was selected as the most outstanding defensive player, and was joined by teammates Margaret Saurin, Sofia Rask, Tina Froberg, and Arna Heimlund. Nebraska-Omaha placed Ashley Grace, Jessica Dotson, Stephanie Kirby, Stephanie Kruse, and Meghan Pile. Others included Meghan Welcome and Martta Makila of Franklin Pierce, along with Mandy Allen of Metro State.

For more, go to the December 23, 2002, issue of The NCAA News on the World Wide Web.

Results

FIRST ROUND

NOVEMBER 13

Adelphi 2, Bloomsburg 1

Bloomsburg ..... 0 1—1
Adelphi ..... 2 0—2

First half: A—Luciana Pace, :44; A—Shannon McEntee, 44:06.
Second half: B—Renee Williams (Becky Ritter), 72:28.
Shots: Bloomsburg 20, Adelphi 19. Goalkeeper saves: B—Heather Hartman 11; A—Andrea Fasano 15. Corner kicks: Bloomsburg 3, Adelphi 2. Fouls: Bloomsburg 10, Adelphi 6. Attendance: 75.

Merrimack 2, St. Rose 0

St. Rose ..... 0 0—0
Merrimack ..... 1 1—2

First half: M—Laurie Lamoureux (Lindsay Bruno), 25:25.
Second half: M—Mary Blais (Lamoureux, Patty Cronin), 64:25.
Shots: St. Rose 12, Merrimack 8. Goalkeeper saves: SR—Kerri Volkmuth 3; M—Erika Paiva 6. Corner kicks: St. Rose 7, Merrimack 4. Fouls: St. Rose 7, Merrimack 17. Attendance: 121.

Truman 1, Northern Colo. 0

Truman ..... 0 1—1
Northern Colo. ..... 0 0—0

Second half: T—Ellen Wright (Angie Schuhler, Becky Ojile), 60:04.
Shots: Truman 5, Northern Colo. 11. Goalkeeper saves: T—Lisa Schmalz 5; NC—Shanna Swinehart 2. Corner kicks: Truman 1, Northern Colo. 11. Fouls: Truman 8, Northern Colo. 8. Attendance: 153.

Ashland 3, Wheeling Jesuit 2

Wheeling Jesuit ..... 2 0—2
Ashland ..... 2 1—3

First half: A—Tara Pifer (Jen Berardinelli), 20:33; A—Berardinelli (Becky Richards), 33:34; WJ—Brianne Balone (Renea Moody), 34:37; WJ—Lauren Deschamps, 41:34.
Second half: A—Berardinelli, 89:02.
Shots: Wheeling Jesuit 5, Ashland 23. Goalkeeper saves: WJ—Tina Dengler 12; A—Patti Cooke 0. Corner kicks: Wheeling Jesuit 2, Ashland 6. Fouls: Wheeling Jesuit 13, Ashland 8. Attendance: 300.

North Fla. 2, Catawba 0

Catawba ..... 0 0—0
North Fla. ..... 0 2—2

Second half: NF—Cecily Noblit (Dana Hemke, Shauna Kruger), 58:04; NF—Laura Hamilton, 86:44.
Shots: Catawba 5, North Fla. 16. Goalkeeper saves: C—Kim Clayton 8; NF—Haley Epsteen 1. Corner kicks: Catawba 2, North Fla. 7. Fouls: Catawba 10, Catawba 7. Attendance: 68.

Christian Bros. 5, West Fla. 0

West Fla. ..... 0 0—0
Christian Bros. ..... 1 4—5

First half: CB—Anna Rask (Tina Froberg), 8:23.
Second half: CB—Ashley Newbern (Arna Heimlund, Margaret Saurin), 46:59; CB—Heimlund (Saurin), 55:39; CB—Missy Gregg (Saurin), 59:47; CB—Gregg (Newbern), 63:36.
Shots: West Fla. 8, Christian Bros. 21. Goalkeeper saves: WF—Sharon Kerby 4, Melissa Gallagher 1; CB—Jennifer Simon 1, Jennifer Kett 3. Corner kicks: West Fla. 5, Christian Bros. 7. Fouls: West Fla. 10, Christian Bros. 10. Attendance: 200.

Metro St. 1*, West Tex. A&M 1 (2 ot, pk)

Metro St. ..... 0 1 0 0—1
West Tex. A&M ..... 0 1 0 0—1

Second half: WT—Daisy Lopez (Aubrie Hunter), 45:54; MS-Jenelle Brandt (penalty kick), 49:02.
Tiebreaker: Metro St. 4, West Tex. A&M 3.
Shots: Metro St. 12, West Tex. A&M 18. Goalkeeper saves: MS—Mandy Allen 9; WT—Brigid Maruszak 5. Corner kicks: Metro St. 2, West Tex. A&M 2. Fouls: Metro St. 9, West Tex. A&M 8. Attendance: 265.

UC Davis 4, San Fran. St. 2

San Fran. St. ..... 2 0—2
UC Davis ..... 3 1—4

First half: UCD—Cynthia Rail, 4:02; SFS—Erin Hartmann (Maya Patrick), 13:02; UCD—Amanda Medrano (Leifa Mayers), 27:24; SFS—Jenae Kee (penalty kick), 33:32; UCD—Jennifer Martelle, 44:04.
Second half: UCD—Kristin Aja (Shannon Mally), 77:43.
Shots: San Fran. St. 12, UC Davis 14. Goalkeeper saves: SFS—Kelly Hoover 2; UCD—Christine Ogden 6. Corner kicks: San Fran. St. 6, UC Davis 1. Fouls: San Fran. St. 13, UC Davis 18. Attendance: 299.

SECOND ROUND

NOVEMBER 17

Adelphi 0*, Lock Haven 0 (2 ot, pk)

Adelphi ..... 0 0 0 0—0
Lock Haven ..... 0 0 0 0—0

Tiebreaker: Adelphi 3, Lock Haven 1.
Shots: Adelphi 12, Lock Haven 15. Goalkeeper saves: A—Andrea Fasano 9; LH—Heather Ireland 7. Corner kicks: Adelphi 4, Lock Haven 2. Fouls: Adelphi 22, Lock Haven 26. Attendance: 200.

NOVEMBER 17
Franklin Pierce 2, Merrimack 1 (ot)
Merrimack ..... 1 0 0—1
Franklin Pierce ..... 0 1 1—2
First half: M—Laurie Lamoureux, 20:57.
Second half: FP—Martta Makila (Angela Verdoes), 58:05.
Overtime: FP—Meghan Welcome (Verdoes), 98:09.
Shots: Merrimack 8, Franklin Pierce 13. Goalkeeper saves: M—Erika Paiva 7; FP—Aase Kibsgaard 3. Corner kicks: Merrimack 3, Franklin Pierce 10. Fouls: Merrimack 16, Franklin Pierce 19. Attendance: 964.

NOVEMBER 16
Neb.-Omaha 3, Truman 0
Truman ..... 0 0—0
Neb.-Omaha ..... 2 1—3
First half: NO—Jaime Venhaus (Jamie Cramer), 29:41; NO—Christen Boeckel, 41:04.
Second half: NO—Stephanie Kruse, 74:46.
Shots: Truman 9, Neb.-Omaha 22. Goalkeeper saves: T—Lisa Schmalz 11; NO—Amy Price 1. Corner kicks: Truman 4, Neb.-Omaha 5. Fouls: Truman 12, Neb.-Omaha 14. Attendance: 459.

NOVEMBER 16
Northern Ky. 2, Ashland 1 (ot)
Ashland ..... 0 1 0—1
Northern Ky. ..... 0 1 1—2
Second half: NK—Bessie Black (Carey Hebbeler), 55:02; A—Maria Manzo, 69:18.
Overtime: NK—Kristen Noakes (penalty kick), 96:33.
Shots: Ashland 6, Northern Ky. 8. Goalkeeper saves: A—Patti Cooke 2; NK—Megan Zalla 2. Corner kicks: Ashland 4, Northern Ky. 7. Fouls: Ashland 13, Northern Ky. 15. Attendance: 150.

NOVEMBER 16
North Fla. 1*, Kennesaw St. 1 (2 ot, pk)
North Fla.. ..... 1 0 0 0—1
Kennesaw St. ..... 0 1 0 0—1
First half: NF—Dana Hemke, 16:06.
Second half: KS—Ariahn Dasent (Mari Rubert), 86:14.
Tiebreaker: North Fla. 5, Kennesaw St. 4.
Shots: North Fla. 15, Kennesaw St. 21. Goalkeeper saves: NF—Haley Epsteen 5; KS—Jessica Marek 4. Corner kicks: North Fla. 6, Kennesaw St. 8. Fouls: North Fla. 10, Kennesaw St. 10. Attendance: 328.

NOVEMBER 16
Christian Bros. 2, Barry 1
Christian Bros. ..... 1 1—2
Barry ..... 1 0—1
First half: B—Emelie Karlsson (Pam McDonald), 28:23; CB—Lauren Carpenter, 44:48.
Second half: CB—Anna Rask, 50:04.
Shots: Christian Bros. 15, Barry 15. Goalkeeper saves: CB—Jennifer Simon 8; B—Johanna Fischer 4. Corner kicks: Christian Bros. 5, Barry 6. Fouls: Christian Bros. 12, Barry 21. Attendance: 724.

NOVEMBER 17
Metro St. 2, Central Okla. 0
Metro St. ..... 0 2—2
Central Okla. ..... 0 0—0
Second half: MS—Joslyn Brough (Jenelle Brandt), 58:40; MS—Amy Leichliter (Brandt), 64:33.
Shots: Metro St. 8, Central Okla. 10. Goalkeeper saves: MS—Mandy Allen 4; CO—Melissa Penn 2. Corner kicks: Metro St. 2, Central Okla. 3. Fouls: Metro St. 8, Central Okla. 13. Attendance: 300.

NOVEMBER 17
UC Davis 1*, UC San Diego 1 (2 ot, pk)
UC Davis ..... 1 0 0 0—1
UC San Diego ..... 1 0 0 0—1
First half: UCSD—Sarah Schopbach (Kristin Jones, Kristen Conahan), 15:28; UCD—Shannon Mally (Kristin Patterson), 17:17.
Tiebreaker: UC Davis 4, UC San Diego 2.
Shots: UC Davis 26, UC San Diego 10. Goalkeeper saves: UCD—Christine Ogden 3; UCSD—Kami Poma 4. Corner kicks: UC Davis 4, UC San Diego 9. Fouls: UC Davis 19, UC San Diego 12. Attendance: 814.

QUARTERFINALS

NOVEMBER 24
Franklin Pierce 2, Adelphi 1
Adelphi ..... 1 0—1
Franklin Pierce ..... 1 1—2
First half: FP—Martta Makila (Andrea Caesar), 4:51; A—Dina Cali (Josephine Coiro), 29:17.
Second half: FP—Angela Verdoes, 67:43.
Shots: Adelphi 8, Franklin Pierce 5. Goalkeeper saves: A—Andrea Fasano 1; FP—Aase Kibsgaard 0. Corner kicks: Adelphi 3, Franklin Pierce 5. Fouls: Adelphi 9, Franklin Pierce 7. Attendance: 500.

NOVEMBER 23
Neb.-Omaha 1, Northern Ky. 0
Neb.-Omaha ..... 0 1—1
Northern Ky. ..... 0 0—0
Second half: NO—Jessica Dotson, 64:01.
Shots: Neb.-Omaha 6, Northern Ky. 6. Goalkeeper saves: NO—Amy Price 0; NK—Sam Westerling 3. Corner kicks: Neb.-Omaha 1, Northern Ky. 7. Fouls: Neb.-Omaha 14, Northern Ky. 13. Attendance: 200.

NOVEMBER 23
Christian Bros. 3, North Fla. 1
North Fla. ..... 0 1—1
Christian Bros. ..... 0 3—3
Second half: CB—Tina Froberg, 52:01; CB—Froberg (Bridgette Centella), 70:41; NF—Becca Williams, 76:47; CB—Jessica Hester, 77:19.
Shots: North Fla. 6, Christian Bros. 17. Goalkeeper saves: NF—Haley Epsteen 5; CB—Jennifer Simon 4. Corner kicks: North Fla. 4, Christian Bros. 6. Fouls: North Fla. 15, Christian Bros. 10. Attendance: 323.

NOVEMBER 24
Metro St. 1, UC Davis 0
UC Davis ..... 0 0—0
Metro St. ..... 0 1—1
Second half: MS—Amy Leichliter (Joslyn Brough), 76:58.
Shots: UC Davis 14, Metro St. 7. Goalkeeper saves: UCD—Christine Ogden 3; MS—Mandy Allen 8. Corner kicks: UC Davis 4, Metro St. 4. Fouls: UC Davis 16, Metro St. 8. Attendance: 268.

SEMIFINALS

DECEMBER 6, AT VIRGINIA BEACH
Neb.-Omaha 3, Franklin Pierce 1
Neb.-Omaha ..... 1 2—3
Franklin Pierce ..... 1 0—1
First half: NO—Stephanie Kirby, 29:22; FP—Martta Makila, 43:25.
Second half: NO—Stephanie Kruse (Kirby), 56:45; NO—Kruse (Ashley Grace), 67:05.
Shots: Neb.-Omaha 13, Franklin Pierce 12. Goalkeeper saves: NO—Amy Price 6, FP—Aase Kibsgaard 3. Corner kicks: Neb.-Omaha 9, Franklin Pierce 2. Fouls: Neb.-Omaha 7, Franklin Pierce 12. Attendance: 199.

Christian Bros. 1, Metro St. 0 (ot)
Metro St. ..... 0 0 0—0
Christian Bros. ..... 0 0 1—1
Overtime: Margaret Saurin (Anna Rask), 92:17.
Shots: Metro St. 2, Christian Bros. 15. Goalkeeper saves: MS—Mandy Allen 4; CB—Jennifer Simon 2. Corner kicks: Metro St. 1, Christian Bros. 7. Fouls: Metro St. 12, Christian Bros. 12. Attendance: 199.

CHAMPIONSHIP

DECEMBER 8, AT VIRGINIA BEACH
Christian Bros. 2, Neb.-Omaha 1
Christian Bros. ..... 1 1—2
Neb.-Omaha ..... 1 0—1
First half: CB—Missy Gregg (Margaret Saurin), 2:36; NO—Stephanie Kruse, 19:10.
Second half: CB—Anna Rask (Gregg), 65:08.
Shots: Christian Bros. 13, Neb.-Omaha 13. Goalkeeper saves: CB—Jennifer Simon 6; NO—Amy Price 8. Corner kicks: Christian Bros. 3, Neb.-Omaha 7. Fouls: Christian Bros. 7, Neb.-Omaha 16. Attendance: 397.

History

Team Results

Year	Champion (Record)	Coach	Score	Runner—Up	Host or Site	Championship Game Attendance†	Championship Total Attendance†
1988	Cal St. Hayward (18-2)	Colin Lindores	1-0	Barry	Barry	458	1,026
1989	Barry (17-0-1)	Mike Covone	4-0	Keene St.	Barry	833	1,536
1990	Sonoma St. (14-4)	Peter Reynaud	2-0	Keene St.	Barry	148	650
1991	Cal St. Dom. Hills (18-4-1)	Marine Cano	2-1	Sonoma St.	Cal St. Dom. Hills	832	1,736
1992	Barry (17-2)	Mike Covone	3-2	Adelphi	Adelphi	551	2,114

Year	Champion (Record)	Coach	Score	Runner—Up	Host or Site	Championship Game Attendance†	Championship Total Attendance†
1993	Barry (17-1)	Mike Covone	2-0	Cal Poly	Barry	650	2,107
1994	Franklin Pierce (20-0)	Mark Krikorian	2-0	Regis (Colo.)	Franklin Pierce	2,500	4,782
1995	Franklin Pierce (19-0)	Mark Krikorian	5-0	Barry	Franklin Pierce	1,600	4,450
1996	Franklin Pierce (18-1)	Jeff Bailey	1-0	Lynn	Lynn	1,214	5,172
1997	Franklin Pierce (21-0)	Jeff Bailey	3-0	West Va. Wesleyan	Cal St. Dom. Hills	164	5,603
1998	Lynn (19-1)	Rocky Orezzoli	3-1	Sonoma St.	Lynn	1,260	8,618
1999	Franklin Pierce (20-1)	Jeff Bailey	3-1	Cal Poly Pomona	Barry	517	6,879
2000	UC San Diego (21-2)	Brian McManus	2-1	Northern Ky.	Barry	469	5,051
2001	UC San Diego (21-2)	Brian McManus	2-0	Christian Bros.	UC San Diego	1,645	8,066
2002	Christian Bros. (22-1)	Gareth O'Sullivan	2-1	Neb.-Omaha	Virginia Beach	397	8,662

†Figures shown here are paid attendance. Figures in box scores are announced attendance at the games.

Tournament Scoring Leaders

Year	Player, School	G	A	P
1988	Denise Butticci, Cal St. Hayward	3	1	7
1989	Kylene Carter, Barry	3	0	6
1990	Karen Beckner, Sonoma St.	1	2	4
1991	Jennifer Grasso, Cal St. Dom. Hills	2	2	6
	Amy Rubin, Cal St. Dom. Hills	3	0	6
1992	Jennifer Shannon, Barry	3	0	6
1993	Amy Burrill, Barry	3	0	6
1994	Nathalie Geeris, Franklin Pierce	1	2	4
	Jenny Hackett, Quincy	2	0	4
	Amy Hanlon, Franklin Pierce	2	0	4
1995	Pauliina Miettinen, Franklin Pierce	3	4	10
1996	Pauliina Miettinen, Franklin Pierce	4	0	8
1997	Pauliina Miettinen, Franklin Pierce	6	5	17
1998	Susan Sheehan, Lynn	3	4	10
1999	Minna Mustonen, Franklin Pierce	5	0	10
2000	Betsy Moore, Northern Ky.	4	2	10
	Minna Mustonen, Franklin Pierce	5	0	10
2001	Missy Gregg, Christian Bros.	7	0	14
2002	Missy Gregg, Christian Bros.	3	1	7

All—Tournament Teams

MOP—Most Outstanding Player.

1988
Denise Butticci, Cal St. Hayward (MOP offensive)

1989
Kylene Carter, Barry, (MOP offensive)
Carilynn Hormilla, Barry, (MOP defensive)

1993
Kolleen Kassis, Cal Poly (MOP offensive)
Amy Burrill, Barry (MOP defensive)
Ewa Bergsten, Franklin Pierce
Shawna Burroughs, Cal Poly
Nathalie Geeris, Franklin Pierce
Erin Jaeger, Barry
Heather Jaeger, Barry
Wendy Jones, Cal Poly
Janet Kreb, Cal Poly
Petra Lostelius, Franklin Pierce
Claire Scanlon, Mercyhurst
Janna Schimmels, Barry
Jennifer Strong, Barry

1994
Nathalie Geeris, Franklin Pierce (MOP offensive)
Karolina Divert, Franklin Pierce (MOP defensive)
Ewa Bergsten, Franklin Pierce
Susanne Bergstrom, Franklin Pierce
Dani Campbell, Regis (Colo.)
Katie Crespo, Regis (Colo.)
Tracy Cross, Mercyhurst
Amy Giltner, Regis (Colo.)
Jenny Hackett, Quincy
Petra Lostelius, Franklin Pierce
Becky Miller, Mercyhurst
Jen Murguia, Regis (Colo.)
Claire Scanlon, Mercyhurst

1995
Pauliina Miettinen, Franklin Pierce (MOP offensive)
Janna Schimmels, Barry (MOP defensive)
Jaime Adkins, Quincy
Camie Bechtold, Quincy
Christina Bell, Sonoma St.
Ewa Bergsten, Franklin Pierce
Erin Jaeger, Barry
Kerry Johnson, Barry
Parnilla Larsson, Franklin Pierce
Alisa Murchison, Sonoma St.

1996
Jen Miller, Franklin Pierce (MOP offensive)
Brenda Van Stralen, Franklin Pierce (MOP defensive)
Pauliina Auveri, Franklin Pierce
Dani Campbell, Regis (Colo.)
Denise Hutchinson, St. Joseph's (Ind.)
Katie Katzmark, Lynn
Pauliina Miettinen, Franklin Pierce
Jenny O'Brien, Regis (Colo.)
Mary Reid, St. Joseph's (Ind.)
Keri Remillard, Lynn
Christy Santiago, Franklin Pierce
Nicki Sellas, Lynn
Erin Tasse, Lynn

1997
Pauliina Miettinen, Franklin Pierce (MOP offensive)
Brenda Van Stralen, Franklin Pierce (MOP defensive)
Pauliina Auveri, Franklin Pierce
Michelle Cox, Lynn
Natalie Franklin, Cal St. Dom. Hills
Juli Hanrath, West Va. Wesleyan
Brandy Kaake, Cal St. Dom. Hills
Nicole Monroney, West Va. Wesleyan
Jen Newkirk, West Va. Wesleyan
Anne Parnila, Franklin Pierce
Heather Rolland, Cal St. Dom. Hills
Christy Santiago, Franklin Pierce
Nicki Sellas, Lynn

1998
Katie Katzmark, Lynn (MOP offensive)
Adele Talamo, Lynn (MOP defensive)
Amy Apodaca, Sonoma St.
Pauliina Auveri, Franklin Pierce
Stacy Barker, Sonoma St.
Gina Boechler, Lynn
Sarah Brosius, Sonoma St.
Nikki Kalautis, Lynn
Marie Kolbert, Lynn
Minna Mustonen, Franklin Pierce
Kristy Ritchie, Ashland
Karin Svensson, Lynn
Jennifer Tomczik, Sonoma St.

1999
Minna Mustonen, Franklin Pierce (MOP offensive)
Merry Osikowicz, Barry (MOP defensive)
Monique Chambers, Cal Poly Pomona
Tara Chance, Cal Poly Pomona
Pia Lahti, Franklin Pierce
Pamela McDonald, Barry
Betsy Moore, Northern Ky.
Jenny Nilsson, Barry
Tanja Pihlblad, Franklin Pierce
Tricia Ruark, Northern Ky.
Brenda van Stralen, Franklin Pierce
Ruth Van't Land, Cal Poly Pomona
Angela Verdoes, Franklin Pierce

2000
Cindy Dostalek, UC San Diego (MOP offensive)
Kara Morris, UC San Diego (MOP defensive)
Erika Alfredson, UC San Diego
Julia Cuder, UC San Diego
Elizabeth Hughes, UC San Diego
Betsy Moore, Northern Ky.
Minna Mustonen, Franklin Pierce
Jenny Nilsson, Barry
Tricia Ruark, Northern Ky.
Becky Schnieders, Northern Ky.
Ashley Snell, Barry
Malissa Stevenson, Northern Ky.
Julia Uusmalmi, Franklin Pierce

2001
Kristin Jones, UC San Diego (MOP offensive)
Jessica Cordova, UC San Diego (MOP defensive)
Erika Alfredson, UC San Diego
Bessie Black, Northern Ky.
Veronica Botold, Christian Bros.
Missy Gregg, Christian Bros.
Kanae Haneishi, Christian Bros.
Elizabeth Hughes, UC San Diego
Patricia Keeldar, Franklin Pierce
Megan Mendoza, UC San Diego
Betsy Moore, Northern Ky.
Kamille Rosenfalck, Franklin Pierce
Margaret Saurin, Christian Bros.

2002
Missy Gregg, Christian Bros. (MOP offensive)
Kanae Haneishi, Christian Bros. (MOP defensive)
Mandy Allen, Metro St.
Jessica Dotson, Neb.-Omaha
Tina Froberg, Christian Bros.
Ashley Grace, Neb.-Omaha
Arna Heimlund, Christian Bros.
Stephanie Kirby, Neb.-Omaha
Stephanie Kruse, Neb.-Omaha
Martta Makila, Franklin Pierce
Meghan Pile, Neb.-Omaha
Sofia Rask, Christian Bros.
Margaret Saurin, Christian Bros.
Meghan Welcome, Franklin Pierce

Individual Records

GOALS, GAME
4—Minna Mustonen, Franklin Pierce (6) vs. Bloomsburg (0), 2000.

GOALS, TOURNAMENT
7—Missy Gregg, Christian Bros. (3 vs. Barry, 3 vs. North Fla., 1 vs. Franklin Pierce), 2001.

GOALS, CAREER
15—Pauliina Miettinen, Franklin Pierce, 1995-96-97-98.

ASSISTS, GAME
4—Michelle Cox, Lynn (7) vs. Belmont Abbey (0), 1998.

ASSISTS, TOURNAMENT
5—Nathalie Geeris, Franklin Pierce (2 vs. Mercyhurst, 1 vs. Sonoma St., 2 vs. Barry), 1995; Pauliina Miettinen, Franklin Pierce (1 vs. Southern N.H., 1 vs. Adelphi, 2 vs. Cal St. Dom. Hills, 1 vs. West Va. Wesleyan), 1997; Michelle Cox, Lynn (4 vs. Belmont Abbey, 1 vs. Franklin Pierce), 1998.

ASSISTS, CAREER
11—Pauliina Miettinen, Franklin Pierce, 1995-96-97-98.

POINTS, GAME
8— Minna Mustonen (4 goals), Franklin Pierce (6) vs. Bloomsburg (0), 2000.

POINTS, TOURNAMENT
17—Pauliina Miettinen (6 goals, 5 assists), Franklin Pierce (3-0 vs. Southern N.H., 0-1 vs. Adelphi, 2-2 vs. Cal St. Dom. Hills, 1-1 vs. West Va. Wesleyan), 1997.

POINTS, CAREER
41—Pauliina Miettinen (15 goals, 11 assists), Franklin Pierce, 1995-96-97-98.

SAVES, GAME
16—Carolyn Wellman, Sonoma St. (0) vs. Adelphi (1), 1992.

LOWEST GOALS—AGAINST AVERAGE, TOURNAMENT (Min. 2 Games)
0.00—Lisa Austin, Cal St. Hayward (vs. Mercyhurst and Barry), 1988; Carilynn Hormilla, Barry (vs. Adelphi and Keene St.), 1989; Marisa Giannone, Franklin Pierce (Merrimack, St. Joseph's [Ind.] and Lynn), 1996.

LOWEST GOALS—AGAINST AVERAGE, CAREER (Min. 2 Games)
0.00—Lisa Austin, Cal St. Hayward, 1988 [0 goals, 2 games (180 minutes)].

Team Records

GOALS, GAME
8—Franklin Pierce vs. Mercyhurst (0), 1995.

GOALS, TWO TEAMS, GAME
8—Franklin Pierce (8) vs. Mercyhurst (0), 1995; Franklin Pierce (6) vs. Southern N.H. (2), 1997; Northern Ky. (6) vs. Minn.—Duluth (2), 2000; Christian Bros. (7) vs. North Fla. (1), 2001.

SHOTS, GAME
33—Sonoma St. (1) vs. Regis (Colo.) (1) (4 ot, penalty kicks), 1994.

CORNER KICKS, GAME
19—Cal St. Dom. Hills (2) vs. Mercyhurst (1), 1991.

FOULS, GAME
34—Adelphi (1) vs. Franklin Pierce (2), 1997.

GOALS PER GAME, TOURNAMENT (Min. 2 Games)
5.33—Franklin Pierce, 3 games, 1995.

LOWEST GOALS—AGAINST AVERAGE, TOURNAMENT (Min. 2 Games)
0.00—Cal St. Hayward, 2 games, 1988; Barry, 2 games, 1989; Franklin Pierce, 3 games, 1996.

Won-Lost-Tied Records in Tournament Play

(Note: Semifinal losers are credited with third place.)

Team (Years Participated)	Yrs.	Won	Lost	Tied	Pct.	1st	2nd	3rd
Adelphi (1989-90-91-92-96-97-2002)	7	5	7	0	.417	0	1	3
American Int'l (1998)	1	0	1	0	.000	0	0	0
Ashland (1997-98-99-2000-01-02)	6	3	5	1	.389	0	0	1
Barry (1988-89-90-91-92-93-95-96-97-98-99-2000-01-02)	14	15	11	0	.577	3	2	4
Barton (2001)	1	0	1	0	.000	0	0	0
Belmont Abbey (1998-99-2001)	3	2	3	0	.400	0	0	0
Bloomsburg (1996-98-2000-01-02)	5	2	5	0	.286	0	0	0
Bryant (2001)	1	0	1	0	.000	0	0	0
C.W. Post (1998-99)	2	1	1	1	.500	0	0	0
UC Davis (1996-2002)	2	2	2	0	.500	0	0	0
UC San Diego (2000-01-02)	3	8	1	0	.889	2	0	0
Cal Poly (1993)	1	2	1	0	.667	0	1	0
Cal Poly Pomona (1999-2001)	2	3	2	1	.583	0	1	0
Cal St. Chico (1992)	1	0	1	0	.000	0	0	0
Cal St. Dom. Hills (1989-91-97-98-99-2001)	6	5	3	2	.600	1	0	2
Cal St. Hayward (1988)	1	2	0	0	1.000	1	0	0
Catawba (1997-2002)	2	1	2	0	.333	0	0	0
Central Okla. (2000-02)	2	1	2	0	.333	0	0	0
Christian Bros. (2001-02)	2	8	1	0	.889	1	1	0
Denver (1995)	1	0	1	0	.000	0	0	0
East Stroudsburg (1997)	1	0	1	0	.000	0	0	0
Francis Marion (1998-2000)	2	0	2	0	.000	0	0	0
Franklin Pierce (1992-93-94-95-96-97-98-99-2000-01-02)	11	25	6	0	.806	5	0	5
Humboldt St. (1996)	1	1	1	0	.500	0	0	0
Incarnate Word (1999-2001)	2	2	2	0	.500	0	0	0
Keene St. (1988-89-90-91-92)	5	2	5	0	.286	0	2	1
Kennesaw St. (2002)	1	0	1	0	.000	0	0	0
Lewis (1995)	1	0	1	0	.000	0	0	0
Lock Haven (1999-2000-01-02)	4	1	4	1	.250	0	0	0
Lynn (1996-97-98-2000)	4	8	3	0	.727	1	1	1
Mercyhurst (1988-91-93-94-95-99-2000-01)	8	1	8	1	.150	0	0	3
Merrimack (1996-99-2001-02)	4	2	4	0	.333	0	0	0
Mesa St. (1997-98-2000)	3	2	3	0	.400	0	0	0
Metro St. (1998-2002)	2	3	2	0	.600	0	0	1
Minn.-Duluth (2000)	1	0	1	0	.000	0	0	0
Neb.-Omaha (2002)	1	3	1	0	.750	0	1	0
North Dakota St. (1999)	1	0	1	0	.000	0	0	0
North Fla. (2000-01-02)	3	5	3	0	.625	0	0	0
Northern Colo. (1996-97-2001-02)	4	0	3	1	.125	0	0	0
Northern Ky. (1999-2000-01-02)	4	9	4	0	.692	0	1	2
Presbyterian (1994-95-97-99)	4	0	4	0	.000	0	0	0
Quincy (1994-95)	2	2	2	0	.500	0	0	2
Regis (Colo.) (1994-96-2001)	3	2	3	2	.429	0	1	1
San Fran. St. (2002)	1	0	1	0	.000	0	0	0
St. Joseph's (Ind.) (1996-97)	2	2	2	0	.500	0	0	1
St. Rose (2002)	1	0	1	0	.000	0	0	0
Slippery Rock (2001)	1	1	1	0	.500	0	0	0
Sonoma St. (1990-91-92-93-94-95-97-98-2000)	9	7	7	2	.500	1	2	2
Southern Conn. St. (2000)	1	0	1	0	.000	0	0	0

Team (Years Participated)	Yrs.	Won	Lost	Tied	Pct.	1st	2nd	3rd
SIU-Edwardsville (1993-96-98	3	0	3	0	.000	0	0	0
Southern Ind. (1998)	1	1	1	0	.500	0	0	0
Southern N.H. (1997)	1	0	1	0	.000	0	0	0
Tex. A&M-Commerce (1999)	1	1	1	0	.500	0	0	0
Truman (1997-2001-02)	3	3	3	0	.500	0	0	0
West Fla. (1999-2001-02)	3	0	3	0	.000	0	0	0
West Tex. A&M (2001-02)	2	0	2	0	.000	0	0	0
West Va. Wesleyan (1997-98)	2	3	2	0	.600	0	1	0
Wheeling Jesuit (2002)	1	0	1	0	.000	0	0	0
Winona St. (2001)	1	0	1	0	.000	0	0	0

All—Time Results

1988 Semifinals: Barry 2, Keene St. 1; Cal St. Hayward 6, Mercyhurst 0. **Championship:** Cal St. Hayward 1, Barry 0.

1989 Semifinals: Keene St. 1, Cal St. Dom. Hills 0; Barry 4, Adelphi 0. **Championship:** Barry 4, Keene St. 0.

1990 Semifinals: Keene St. 2, Adelphi 1 (2 ot, penalty kicks); Sonoma St. 3, Barry 2 (2 ot, penalty kicks). **Championship:** Sonoma St. 2, Keene St. 0.

1991 First Round: Adelphi 1, Keene St. 0; Cal St. Dom. Hills 2, Mercyhurst 1 (2 ot). **Semifinals:** Sonoma St. 1, Adelphi 0; Cal St. Dom. Hills 3, Barry 0. **Championship:** Cal St. Dom. Hills 2, Sonoma St. 1.

1992 First Round: Franklin Pierce 3, Keene St. 2 (2 ot); Sonoma St. 1, Cal St. Chico 0 (2 ot). **Semifinals:** Barry 3, Franklin Pierce 2 (2 ot); Adelphi 3, Sonoma St. 1. **Championship:** Barry 3, Adelphi 2.

1993 First Round: Barry 2, SIU-Edwardsville 1; Cal Poly 1, Sonoma St. 0. **Semifinals:** Barry 3, Mercyhurst 0; Cal Poly 3, Franklin Pierce 2. **Championship:** Barry 2, Cal Poly 0.

1994 First Round: Quincy 3, Presbyterian 2 (2 ot); Regis (Colo.)* 1, Sonoma St. 1 (4 ot). **Semifinals:** Franklin Pierce 2, Mercyhurst 1; Regis (Colo.) 3, Quincy 1. **Championship:** Franklin Pierce 2, Regis (Colo.) 0.

**Advanced on penalty kicks.*

1995 First Round: Franklin Pierce 8, Mercyhurst 0; Sonoma St. 1, Denver 0; Quincy 2, Lewis 0; Barry 2, Presbyterian 0. **Semifinals:** Franklin Pierce 3, Sonoma St. 1; Barry 2, Quincy 1 (3 ot). **Championship:** Franklin Pierce 5, Barry 0.

1996 First Round: Bloomsburg 2, Adelphi 0; St. Joseph's (Ind.) 2, SIU-Edwardsville 1; Regis (Colo.)* 0, Northern Colo. 0 (4 ot); Humboldt St. 1, UC Davis 0. **Quarterfinals:** Franklin Pierce 4, Merrimack 0; St. Joseph's (Ind.) 2, Bloomsburg 1; Regis (Colo.) 1, Humboldt St. 0; Lynn 2, Barry 1. **Semifinals:** Franklin Pierce 2, St. Joseph's (Ind.) 0; Lynn 2, Regis (Colo.) 1. **Championship:** Franklin Pierce 1, Lynn 0.

**Advanced on penalty kicks.*

1997 First Round: Franklin Pierce 6, Southern N.H. 2; Adelphi 3, East Stroudsburg 1; West Va. Wesleyan 1, Ashland 0; Truman 1, St. Joseph's (Ind.) 0; Catawba 2, Presbyterian 0; Lynn 2, Barry 1; Mesa St. 1, Northern Colo. 0 (2 ot); Cal St. Dom. Hills 2, Sonoma St. 1 (3 ot). **Quarterfinals:** Franklin Pierce 2, Adelphi 1 (4 ot); Cal St. Dom. Hills 4, Mesa St. 0; West Va. Wesleyan 1, Truman 0; Lynn 4, Catawba 0. **Semifinals:** Franklin Pierce 4, Cal St. Dom. Hills 3 (3 ot); West Va. Wesleyan 1, Lynn 0. **Championship:** Franklin Pierce 3, West Va. Wesleyan 0.

1998 First Round: Franklin Pierce 4, American Int'l 0; C.W. Post 3, Bloomsburg 2; Lynn 1, Barry 0; Belmont Abbey 3, Francis Marion 1; Southern Ind. 2, SIU-Edwardsville 1 (2 ot); Ashland 3, West Va. Wesleyan 0; Mesa St. 3, Metro St. 1; Sonoma St.* 2, Cal St. Dom. Hills 2 (4 ot). **Quarterfinals:** Franklin Pierce 5, C.W. Post 0; Lynn 7, Belmont Abbey 0; Ashland 1, Southern Ind. 0 (3 ot); Sonoma St. 4, Mesa St. 1. **Semifinals:** Lynn 4, Franklin Pierce 0; Sonoma St. 5, Ashland 2. **Championship:** Lynn 3, Sonoma St. 1.

1999 First Round: Franklin Pierce 3, Merrimack 1; Lock Haven* 0, C.W. Post 0 (4 ot); Northern Ky. 1, North Dakota St. 0; Mercyhurst 1, Ashland 0; Belmont Abbey 3, Presbyterian 2; Barry 5, West Fla. 0; Tex. A&M-Commerce 1, Incarnate Word 0; Cal Poly Pomona* 0, Cal St. Dom. Hills 0 (4 ot). **Quarterfinals:** Franklin Pierce 3, Lock Haven 1; Northern Ky. 3, Mercyhurst 1; Barry 1, Belmont Abbey 0; Cal Poly Pomona 2, Tex. A&M-Commerce 1 (2 ot). **Semifinals:** Franklin Pierce 2, Northern Ky. 0; Cal Poly Pomona 2, Barry 1 (4 ot). **Championship:** Franklin Pierce 3, Cal Poly Pomona 1.

**Advanced on penalty kicks.*

2000 First Round: Franklin Pierce 3, Southern Conn. St. 1; Bloomsburg 2, Lock Haven 0; Central Okla. 1, Mesa St. 0 (2 ot); UC San Diego 2, Sonoma St. 0; North Fla. 3, Francis Marion 0; Barry 4, Lynn 1; Northern Ky. 6, Min.-Duluth 2; Mercyhurst* 0, Ashland 0 (4ot). **Quarterfinals:** Franklin Pierce 6, Bloomsburg 0; UC San Diego 6, Central Okla. 2; Barry 1, North Fla. 0; Northern Ky. 1, Mercyhurst 0. **Semifinals:** UC San Diego 2, Franklin Pierce 1 (ot); Northern Ky. 5, Barry 1. **Championship:** UC San Diego 2, Northern Ky. 1.

2001 First Round: Slippery Rock 1, Bloomsburg 0; Merrimack 3, Bryant 2 (2 ot); North Fla. 1, Belmont Abbey 0; Barry 4, West Fla. 0; Northern Colo. 2, Winona St. 1; Incarnate Word 1, West Tex. A&M 0; Cal Poly Pomona 2, Cal St. Dom. Hills 1; Northern Ky. 4, Ashland 0; Lock Haven 3, Slippery Rock 2 (ot). **Second Round:** Franklin Pierce 2, Merrimack 1 (ot); North Fla. 2, Barton 1; Christian Bros. 3, Barry 1; Incarnate Word 3, Regis (Colo.) 1; UC San Diego 1, Cal Poly Pomona 0; Northern Ky. 2, Mercyhurst 1; Truman 1, Northern Colo. 0. **Quarterfinals:** Franklin Pierce 1, Lock Haven 0 (ot); Christian Bros. 7, North Fla. 1; UC San Diego 2, Incarnate Word 0; Northern Ky. 2, Truman 0. **Semifinals:** Christian Bros. 4, Franklin Pierce 1; UC San Diego 3, Northern Ky. 2. **Championship:** UC San Diego 2, Christian Bros. 0.

2002 First Round: Adelphi 2, Bloomsburg 1; Merrimack 2, St. Rose 0; Truman 1, Northern Colo. 0; Ashland 3, Wheeling Jesuit 2; North Fla. 2, Catawba 0; Christian Bros. 5, West Fla. 0; Metro St.* 1, West Tex. A&M 1 (2 ot, pk); UC Davis 4, San Francisco St. 2. **Second Round:** Adelphi 0*, Lock Haven 0 (2 ot, pk); Franklin Pierce 2, Merrimack 1 (ot); Neb.-Omaha 3, Truman 0; Northern Ky. 2, Ashland 1 (ot); North Fla. 1*, Kennesaw St. 1 (2 ot, pk); Christian Bros. 2, Barry 1; Metro St. 2, Central Okla. 0; UC Davis 1*, UC San Diego 1 (2 ot, pk). **Quarterfinals:** Franklin Pierce 2, Adelphi 1; Neb.-Omaha 1, Northern Ky. 0; Christian Bros. 3, North Fla. 1; Metro St. 1, UC Davis O. **Semifinals:** Neb.-Omaha 3, Franklin Pierce 1; Christian Bros. 1, Metro St. 0 (ot). **Championship:** Christian Bros. 2, Neb.-Omaha 1.

** Wins on penalty kicks.*

Soccer

DIVISION III

2002 Championship

Edited by: Crissy Schluep.

Highlights

Defense Wins: Ohio Wesleyan didn't allow a goal while defending its title, including the 1-0 decision over Messiah November 30 at William Smith that gave the squad its 45th straight win and the national championship.

The Battling Bishops became the first team to successfully defend a national title since UC San Diego won three straight from 1995 to 1997.

All-Tournament Team: The champions' Erika Howland was named the most outstanding offensive player and teammate Mindy Hammond was honored as the defensive player of the tournament. Teammates Liz Sheehan and Sarah Wall also were named to the all-tournament team. Messiah placed Jennifer Sapp, Emily Benson, Jamie Gasiorowski and Mindy Miller on the squad. William Smith's Alyson Stachura and Jamie Bauer, and Mackenzie Bergstrom of Trinity (Texas) also were honored.

For more, go to the December 23, 2002, issue of The NCAA News on the World Wide Web.

Photo by Richard Blume/NCAA Photos

Ohio Wesleyan's Erika Howland (14) scored the only goal of the championship game.

Results

FIRST ROUND

NOVEMBER 14
Bridgewater St. 0, Western New Eng. 0 (2 ot, pk)
Western New Eng. ..... 0 0 0 0—0
Bridgewater St. ..... 0 0 0 0—0
Tiebreaker: Bridgewater St. 3, Western New Eng. 2.
Shots: Western New Eng. 11, Bridgewater St. 15. Goalkeeper saves: WN—Jessica Vital 6; BS—Maura Cacciatore 6. Corner kicks: Western New Eng. 1, Bridgewater St. 8. Fouls: Western New Eng. 17, Bridgewater St. 7. Attendance: 169.

NOVEMBER 13
Tufts 4, Nichols 0
Nichols ..... 0 0—0
Tufts ..... 3 1—4
First half: T—Jen Baldwin, 21:00; T—Lindsay Garmirian (Becca Doigan), 34:35; T—Cara Glassanos (Lindsey Wolejko), 37:55.
Second half: T—Sarah Callaghan (Wolejko), 82:21.
Shots: Nichols 6, Tufts 33. Goalkeeper saves: N—Natalie Lavin 14, Samantha Kane 3; T—Meg McCourt 3. Corner kicks: Nichols 0, Tufts 0. Fouls: Nichols 0, Tufts 0. Attendance: 400.

NOVEMBER 13
Nazareth 3, Grove City 2
Grove City ..... 1 1—2
Nazareth ..... 2 1—3
First half: N—Jaime Snyder, 5:07; N—Laura Mallia (penalty kick), 23:30; GC—Meg Tilley (Michelle Novosel), 36:32.
Second half: N—Snyder, 64:42; GC—Tilley, 65:55.
Shots: Grove City 2, Nazareth 31. Goalkeeper saves: GC—Katy Turman 13; N—Candace Hatcher 0. Corner kicks: Grove City 0, Nazareth 18. Fouls: Grove City 6, Nazareth 10. Attendance: 200.

NOVEMBER 13
New York U. 2, Misericordia 0
Misericordia ..... 0 0—0
New York U. ..... 1 1—2
First half: NY—Alisa Femia (Lauren Henkel), 18:35.
Second half: NY—Jaclyn Thayer, 71:44.
Shots: Misericordia 8, New York U. 14. Goalkeeper saves: M—Kathleen Schwarz 6; NY—Sarah Ruby 3. Corner kicks: Misericordia 10, New York U. 16. Fouls: Misericordia 0, New York U. 0. Attendance: 200.

NOVEMBER 13
Westminster (Pa.) 4, Frostburg St. 1
Frostburg St. ..... 1 0—1
Westminster (Pa.) ..... 3 1—4
First half: W—Katie Krone (Tammy Newell), 11:12; W—Newell (Angie DePascale), 18:45; W—Newell (DePascale), 26:48; FS—Karen Kotofski, 28:55.
Second half: W—Ashley Tonks (DePascale), 54:45.
Shots: Frostburg St. 18, Westminster (Pa.) 27. Goalkeeper saves: FS—Stephanie Zych 11; W—Nicole Drummond 5. Corner kicks: Frostburg St. 5, Westminster (Pa.) 6. Fouls: Frostburg St. 2, Westminster (Pa.) 19. Attendance: 75.

NOVEMBER 13
Albion 1, Mt. St. Joseph 0
Mt. St. Joseph ..... 0 0—0
Albion ..... 1 0—1
First half: A—Jayne Godlew (Stacey Supanich), 10:17.
Shots: Mt. St. Joseph 0, Albion 18. Goalkeeper saves: MSJ—Erin Mallory 7; A—Erica Williams 0. Corner kicks: Mt. St. Joseph 2, Albion 9. Fouls: Mt. St. Joseph 12, Albion 14. Attendance: 307.

NOVEMBER 13
Loras 5, Aurora 1
Loras ..... 2 3—5
Aurora ..... 1 0—1
First half: A—Laura Bozek (Carmen Zobel), 29:33; L—Michelle Wieser, 10:35; L—Rodie Doar (Wieser), 9:38.
Second half: L—Wieser, 41:25; L—Wieser 20:17; L—Julie Sapko, 2:47.
Shots: Loras 11, Aurora 8. Goalkeeper saves: L—Erin Hall 9, Katie Eskey 0; A—Alicia Martin 5, Janneth Velazquez 0. Corner kicks: Loras 3, Aurora 3. Fouls Loras 14, Aurora 17. Attendance: 350.

NOVEMBER 13
St. Thomas (Minn.) 6, Carroll (Wis.) 1
Carroll (Wis.)..... 0 1—1
St. Thomas (Minn.) ..... 2 4—6
First half: ST—Mary Dienhart (Beth Kapp), 10:20; ST—Catie Gibson, 20:41.
Second half: ST—Maggie Curran (Jenny Murray), 49:46; ST—Tessie Thompson (Murray), 62:24; ST—Gibson (Elizabeth Sullivan), 64:39; ST—Christine Williams (Murray), 83:56; C—Sara Cullinan (Brooke Crozier), 86:04.
Shots: Carroll (Wis.) 6, St. Thomas (Minn.) 21. Goalkeeper saves: C—Kate Kroenke 7, Heidi Smith 0; ST—Jessica Christopherson 4, Terra Peraza 5. Corner kicks: Carroll (Wis.) 2, St. Thomas (Minn.) 7. Fouls: Carroll (Wis.) 11, St. Thomas (Minn.) 16. Attendance: 125.

NOVEMBER 13
Oneonta St. 2, Scranton 0
Oneonta St. ..... 2 0—2
Scranton ..... 0 0—0
First half: OS—Heather Simpson (Sarah Tauber), 29:03; OS—Sanada Mujanovic, 34:01.
Shots: Oneonta St. 15, Scranton 3. Goalkeeper saves: OS—Laura Morcone 2; S—Amy Gerken 3. Corner kicks: Oneonta St. 6, Scranton 1. Fouls: Oneonta St. 12, Scranton 6. Attendance: 208.

NOVEMBER 13
Mary Washington 5, Notre Dame (Md.) 0
Notre Dame (Md.) ..... 0 0—0
Mary Washington ..... 3 2—5
First half: MW—Betsy Pitti, 23:41; MW—Kathryn Amirpashaie (Joeann Walker), 31:21; MW—Jaqui Forsythe, 41:55.
Second half: MW—Brooke Reams, 72:46; MW—Forsythe (Kathy Wainwright), 74:19.

Shots: Notre Dame (Md.) 1, Mary Washington 49. Goalkeeper saves: ND—Veronica Zientak 10; MW—Mary Elizabeth Fulco 1. Corner kicks: Notre Dame (Md.) 0, Mary Washington 6. Fouls: Notre Dame (Md.) 2; Mary Washington 7. Attendance: 104.

NOVEMBER 13
Stevens Tech 1, Johns Hopkins 0
Johns Hopkins ..... 0 0—0
Stevens Tech ..... 0 1—1
Second half: ST—Valerie Barnhart (Becky Gonter), 55:27.
Shots: Johns Hopkins 11, Stevens Tech 7. Goalkeeper saves: JH—Shannon O'Malley 1; ST—Rommy Guevara 5. Corner kicks: Johns Hopkins 4, Stevens Tech 6. Fouls: Johns Hopkins 9, Stevens Tech 5. Attendance: 500.

NOVEMBER 13
Emory 2, SCAD 1
SCAD ..... 0 1—1
Emory ..... 2 0—2
First half: E—Jenna Kereiakes (Annie Schenck, Alison Stitz), 18:13; E—Lauren Hudak (Sarah Brody), 41:35.
Second half: SC—Lindy Krakowiak (penalty kick), 50:02.
Shots: SCAD 5, Emory 20. Goalkeeper saves: SC—Emily Bohart 9; E—Amy Franciscovich 3. Corner kicks: SCAD 2, Emory 7. Fouls: SCAD 7, Emory 5. Attendance: 250.

NOVEMBER 13
Wash. & Lee 2, Greensboro 0
Greensboro ..... 0 0—0
Wash. & Lee ..... 1 1—2
First half: WL—Fontaine Marcoux (Maggie Hope), 9:45.
Second half: WL—Heather Coleman (Jenny Thomas), 80:47.
Shots: Greensboro 3, Wash. & Lee 9. Goalkeeper saves: G—Adrienne Buttino 4; WL—Emily Barker 1, Abigail Pfeffer 0. Corner kicks: Greensboro 1, Wash. & Lee 7. Fouls: Greensboro 5, Wash. & Lee 3. Attendance: 247.

REGIONALS

NOVEMBER 16
Wheaton (Mass.) 1, Bridgewater St. 0
Bridgewater St. ..... 0 0—0
Wheaton (Mass.) ..... 0 1—1
Second half: W—Tracy Prihoda, 60:05.
Shots: Bridgewater St. 7, Wheaton (Mass.) 21. Goalkeeper saves: B—Maura Cacciatore 12; W—Jessica Broomhead 4. Corner kicks: Bridgewater St. 2, Wheaton (Mass.) 8. Fouls: Bridgewater St. 23, Wheaton (Mass.) 14. Attendance: 543.

NOVEMBER 16
Keene St. 1, Tufts 0
Tufts ..... 0 0—0
Keene St. ..... 0 1—1
Second half: KS—Ariel Samuelson, 56:10.
Shots: Tufts 11, Keene St. 5. Goalkeeper saves: T—Meg McCourt 1; KS—Michelle Mason 9. Corner kicks: Tufts 7, Keene St. 8. Fouls: Tufts 11, Keene St. 10. Attendance: 543.

NOVEMBER 16
William Smith 1, Nazareth 1 (2 ot, pk)
Nazareth ..... 1 0 0 0—1
William Smith ..... 1 0 0 0—1
First half: WS—Alyson Stachura, 6:19; N—Casey Corcoran, 7:42.
Tiebreaker: William Smith 4, Nazareth 3.
Shots: Nazareth 8, William Smith 10. Goalkeeper saves: N—Candace Hatcher 3; WS—Leah Cornwell 3. Corner kicks: Nazareth 5, William Smith 8. Fouls: Nazareth 9, William Smith 9. Attendance: 355.

NOVEMBER 16
New York U. 2, Union (N.Y.) 2 (2 ot, pk)
New York U. ..... 2 0 0 0—2
Union (N.Y.) ..... 0 2 0 0—2
First half: NY—Lauren Henkel, 14:03; NY—Henkel, 41:58.
Second half: U—Brittany Cressman (penalty kick), 56:25; U—Abbie West, 70:07.
Tiebreaker: New York U. 4, Union (N.Y.) 1.
Shots: New York U. 15, Union (N.Y.) 15. Goalkeeper saves: NY—Sarah Ruby 4; U—Julie Gawronski 1, Carolyn Stead 6. Corner kicks: New York U. 4, Union (N.Y.) 7. Fouls: New York U. 6, Union (N.Y.) 8. Attendance: 100.

NOVEMBER 16
Ohio Wesleyan 3, Westminster (Pa.) 0
Westminster (Pa.) ..... 0 0—0
Ohio Wesleyan ..... 2 1—3
First half: OW—Jamie Jenkins (Alicia Grambeau), 22:22; OW—Grambeau, 32:20.
Second half: OW—Lindsey Bland (Grambeau), 77:09.
Shots: Westminster (Pa.) 3, Ohio Wesleyan 31. Goalkeeper saves: W—Tammy Drummond 10, Laura Vollmer 1; OW—Mindy Hammond 1. Corner kicks: Westminster (Pa.) 1, Ohio Wesleyan 11. Fouls: Westminster (Pa.) 20, Ohio Wesleyan 14. Attendance: 76.

NOVEMBER 16
Wilmington (Ohio) 2, Albion 1
Albion ..... 0 1—1
Wilmington (Ohio) ..... 1 1—2
First half: W—Carrie Mills (Amanda Horstman), 41:39.
Second half: A—Laurie Vance (Jayne Godlew), 47:53; W—Chrissy Bennett, 67:29.
Shots: Albion 11, Wilmington (Ohio) 11. Goalkeeper saves: A—Erica Williams 3; W—Krista Kalkhoff 4. Corner kicks: Albion 3, Wilmington (Ohio) 7. Fouls: Albion 14, Wilmington (Ohio) 6. Attendance: 375.

NOVEMBER 16
Wis.-Stevens Point 5, Loras 2
Loras ..... 1 1—2
Wis.-Stevens Point ..... 2 3—5
First half: L—Jenni Wilberding (Michelle Wieser), 12:02; W—Emma-Klara Porter (Kelly Fink), 12:24, W—Andrea Oswald (Fink), 22:11.
Second half: W—Fink, 35:03; W—Porter (Jenny Bruce), 60:36; W—Molly Cody (penalty kick), 67:58; L—Wieser (Rodie Doar), 69:13.
Shots: Loras 8, Wis.-Stevens Point 19. Goalkeeper saves: L—Erin Hall 6, Katie Eskey 1; W—Kortney Krill 1, Melissa Meister 1. Corner kicks: Loras 4, Wis.-Stevens Point 6. Fouls: Loras 11, Wis.-Stevens Point 12. Attendance: 210.

NOVEMBER 16
St. Thomas (Minn.) 0, St. Benedict 0 (2 ot, pk)
St. Thomas (Minn.) ..... 0 0 0 0—0
St. Benedict ..... 0 0 0 0—0
Tiebreaker: St. Thomas (Minn.) 5, St. Benedict 4.
Shots: St. Thomas (Minn.) 12, St. Benedict 10. Goalkeeper saves: ST—Jessica Christopherson 3; SB—Tae Ruppe 3. Corner kicks: St. Thomas (Minn.) 4, St. Benedict 3. Fouls: St. Thomas (Minn.) 11, St. Benedict 11. Attendance: 250.

NOVEMBER 15
Chicago 2, Oneonta St. 1 (2 ot)
Oneonta St. ..... 0 1 0 0—1
Chicago ..... 0 1 0 1—2
Second half: O—Cassie Perino (Sanada Mujanovic), 58:44; C—Renee Neuner (Julie Ward), 84:27.
Overtime: C—Monica Michelotti (Jacqui DeLeon), 107:35.
Shots: Oneonta St. 9, Chicago 18. Goalkeeper saves: O—Laura Morcone 5; C—Andrea Przybysz 2. Corner kicks: Oneonta St. 9, Chicago 3. Fouls: Oneonta St. 8, Chicago 8. Attendance: 419.

NOVEMBER 15
Wheaton (Ill.) 3, Webster 1
Webster ..... 0 1—1
Wheaton (Ill.) ..... 1 2—3
First half: Wheaton—Mary Doleshal, 14:28.
Second half: Wheaton—Jennifer Binger, 49:55; Wheaton—Sara Johnson (Binger), 59:01; Webster—Niki Martinez, 86:32.
Shots: Webster 4, Wheaton (Ill.) 17. Goalkeeper saves: Webster—Christy Little 6; Wheaton—Ashley Vratil 1, Brita Nelson 0. Corner kicks: Webster 5, Wheaton (Ill.) 6. Fouls: Webster 9, Wheaton (Ill.) 4. Attendance: 419.

NOVEMBER 15
Messiah 2, Mary Washington 0
Mary Washington ..... 0 0—0
Messiah ..... 2 0—2
First half: Messiah—Jamie Gasiorowski (Hannah Levesque), :47; Messiah—Erin Benedict (Gasiorowski), 11:48.
Shots: Mary Washington 3, Messiah 11. Goalkeeper saves: Mary Washington—Mary Elizabeth Fulco 5; Messiah—Maggie Futato 2. Corner kicks: Mary Washington 7, Messiah 5. Fouls: Mary Washington 10, Messiah 7. Attendance: 726.

NOVEMBER 15
Col. of New Jersey 2, Stevens Tech 1
Stevens Tech ..... 0 1—1
Col. of New Jersey ..... 1 1—2
First half: NJ—Lynda Schuster, 16:08.
Second half: NJ—Gia Rosamilia (Alison Baker), 47:01; ST—Elaine Magallon (Melissa Shankweiler), 76:48.
Shots: Stevens Tech 3, Col. of New Jersey 27. Goalkeeper saves: ST—Rommy Guevara 15; NJ—Jackie Kemp 0. Corner kicks: Stevens Tech 1, Col. of New Jersey 14. Fouls: Stevens Tech 7, Col. of New Jersey 10. Attendance: 726.

NOVEMBER 16
Trinity (Tex.) 2, Emory 0
Emory ..... 0 0—0
Trinity (Tex.) ..... 1 1—2
First half: T—Margot Tarrillion, 35:18; T—Haley Chandler (Lindsay Rowland), 80:54.
Shots: Emory 7, Trinity (Tex.) 23. Goalkeeper saves E—Brittany Bragg 11; T—Abby Shaltz 1, Stephanie Bull 3. Corner kicks: Emory 2, Trinity (Tex.) 7. Fouls: Emory 16, Trinity (Tex.) 21. Attendance: 330.

NOVEMBER 16
Texas-Dallas 1, Wash. & Lee 0
Wash. & Lee ..... 0 0—0
Texas-Dallas ..... 0 1—1
Second half: T—Kristin Andrews (Stephanie Scarfone), 80:30.
Shots: Wash. & Lee 6, Texas-Dallas 12. Goalkeeper saves: WL—Emily Barker 6; T—Katie Johnson 3. Corner kicks: Wash. & Lee 5, Texas-Dallas 4. Fouls: Wash. & Lee 9, Texas-Dallas 9. Attendance: 521.

NOVEMBER 16
Puget Sound 4, Claremont-M-S 0
Claremont-M-S ..... 0 0—0
Puget Sound ..... 1 3—4
First half: PS—Cortney Kjar, 32:09.
Second half: PS—Elizabeth Pitman (Dusty Marcell), 53:59; PS—Victoria Trotta (Perrin Schutz), 70:28; PS—Kjar (Emily Bumguardner), 88:21.
Shots: Claremont-M-S 4, Puget Sound 17. Goalkeeper saves: C—Petra Kowalski 5; PS—Erin Williams 2. Corner kicks: Claremont-M-S 3, Puget Sound 3. Fouls: Claremont-M-S 0, Puget Sound 0. Attendance: 240.

NOVEMBER 16
Chapman 1, UC Santa Cruz 1 (2 ot, pk)
Chapman ..... 1 0 0 0—1
UC Santa Cruz ..... 0 1 0 0—1
First half: Chapman—Alyce Perry (Simi Phull), 32:00.
Second half: Santa Cruz—Karen Nycz, 68:00.
Tiebreaker: Chapman 4, UC Santa Cruz 3.
Shots: Chapman 13, UC Santa Cruz 23. Goalkeeper saves: Chapman—Carmen Perez 10; Santa Cruz—Kara Derhle 5. Corner kicks: Chapman 3, UC Santa Cruz 8. Fouls: N/A. Attendance: 240.

NOVEMBER 17
Wheaton (Mass.) 3, Keene St. 1
Keene St. ..... 0 1—1
Wheaton (Mass.) ..... 2 1—3
First half: W—Tracy Prihoda, 18:52; W—Christy McHugh (Katie Hall), 29:20.
Second half: KS—Suzanne Heinkel (Elizabeth Vachon), 60:16; W—Sheila Lacambra (Prihoda), 62:19.
Shots: Keene St. 10, Wheaton (Mass.) 14. Goalkeeper saves: KS—Michelle Mason 6; W—Jessica Broomhead 3. Corner kicks: Keene St. 6, Wheaton (Mass.) 1. Fouls: Keene St. 16, Wheaton (Mass.) 13. Attendance: 185.

NOVEMBER 17
William Smith 3, New York U. 0
New York U. ..... 0 0—0
William Smith ..... 2 1—3
First half: WS—Maria Paoff (Kristin Falzarano, Pria Young), 24:30; WS—Falzarano (Shelly Smith), 33:14.
Second half: WS—Steph Gridley (Paoff), 46:51.
Shots: New York U. 7, William Smith 17. Goalkeeper saves: NY—Sarah Ruby 5; WS—Leah Cornwell 2, Melissa Buonvecchio 0. Corner kicks: New York U. 2, William Smith 2. Fouls: New York U. 5, William Smith 11. Attendance: 478.

NOVEMBER 17
Ohio Wesleyan 2, Wilmington (Ohio) 0
Ohio Wesleyan ..... 2 0—2
Wilmington (Ohio) ..... 0 0—0

First half: OW—Sara Wall (Lindsey Bland), 4:29; OW—Melanie Yoder (Wall), 31:14.
Shots: Ohio Wesleyan 7, Wilmington (Ohio) 22. Goalkeeper saves: OW—Mindy Hammond 3; W—Krista Kalkhoff 3, Jessica Bullens 5. Corner kicks: Ohio Wesleyan 3, Wilmington (Ohio) 1. Fouls: Ohio Wesleyan 20, Wilmington (Ohio) 18. Attendance: 375.

NOVEMBER 17
St. Thomas (Minn.) 3, Wis.-Stevens Point 0
St. Thomas (Minn.) ..... 1 2—3
Wis.-Stevens Point ..... 0 0—0
First half: ST—Tessie Thompson (Elizabeth Sullivan), 19:16.
Second half: ST—Valerie Johnson (Catie Gibson), 74:15; ST—Mary Dienhart (Jenny Murray), 85:32.
Shots: St. Thomas (Minn.) 17, Wis.-Stevens Point 14. Goalkeeper saves: ST—Jessica Christopherson 5; W—Kortney Krill 4, Melissa Meister 4. Corner kicks: St. Thomas (Minn.) 2, Wis.-Stevens Point 6. Fouls: St. Thomas (Minn.) 12, Wis.-Stevens Point 7. Attendance: 135.

NOVEMBER 16
Wheaton (Ill.) 2, Chicago 0
Wheaton (Ill.) ..... 1 1—2
Chicago ..... 0 0—0
First half: W—Rebecca Mouw (penalty kick), 25:17.
Second half: W—Erin Wingerter, 78:30.
Shots: Wheaton (Ill.) 10, Chicago 14. Goalkeeper saves: W—Ashley Vratil 3; C—Andrea Przybysz 3. Corner kicks: Wheaton (Ill.) 5, Chicago 4. Fouls: Wheaton (Ill.) 16, Chicago 12. Attendance: 115.

NOVEMBER16
Messiah 2, Col. of New Jersey 1
Col. of New Jersey ..... 1 0—1
Messiah ..... 1 1—2
First half: NJ—Lauren DiStefano (Gia Rosamilia), 35:58; M—Stacy Speese (Holly Shifflett), 36:57.
Second half: M—Erin Benedict (Megan Strausbaugh), 73:49.
Shots: Col. of New Jersey 11, Messiah 8. Goalkeeper saves: NJ—Jackie Kemp 5; M—Maggie Futato 5. Corner kicks: Col. of New Jersey 5, Messiah 5. Fouls: N/A. Attendance: 726.

NOVEMBER 17
Trinity (Tex.) 1, Texas-Dallas 0
Texas-Dallas ..... 0 0—0
Trinity (Tex.) ..... 0 1—1
Second half: Trinity (Tex.)—Haley Chandler (Alexia Donohue), 86:19.
Shots: Texas-Dallas 4, Trinity (Tex.) 23. Goalkeeper saves: Texas-Dallas—Katie Johnson 10; Trinity (Tex.)—Abby Shaltz 0, Stephanie Bull 2. Corner kicks: Texas-Dallas 2, Trinity (Tex.) 7. Fouls: Texas-Dallas 15, Trinity (Tex.) 13. Attendance: 352.

NOVEMBER 17
Puget Sound 1, Chapman 0
Chapman ..... 0 0—0
Puget Sound ..... 1 0—1
First half: PS—Beth Taimi (Elizabeth Pitman), 13:00.
Shots: Chapman 8, Puget Sound 16. Goalkeeper saves: C—Carmen Perez 10; PS—Erin Williams 4. Corner kicks: Chapman 1, Puget Sound 9. Fouls: Chapman 12, Puget Sound 5. Attendance: 240.

QUARTERFINALS

NOVEMBER 23
William Smith 0, Wheaton (Mass.) 0 (2 ot, pk)
William Smith ..... 0 0 0 0—0
Wheaton (Mass.) ..... 0 0 0 0—0
Tiebreaker: William Smith 5, Wheaton (Mass.) 4.
Shots: William Smith 7, Wheaton (Mass.) 19. Goalkeeper saves: WS—Leah Cornwell 9; W—Jessica Broomhead 6. Corner kicks: William Smith 1, Wheaton (Mass.) 3. Fouls: William Smith 16, Wheaton (Mass.) 4. Attendance: 550.

NOVEMBER 23
Ohio Wesleyan 0, St. Thomas (Minn.) 0 (2 ot, pk)
St. Thomas (Minn.) ..... 0 0 0 0—0
Ohio Wesleyan ..... 0 0 0 0—0
Tiebreaker: St. Thomas (Minn.) 2, Ohio Wesleyan 3.
Shots: St. Thomas (Minn.) 9, Ohio Wesleyan 39. Goalkeeper saves: ST—Jessica Christopherson 19; OW—Mindy Hammond 3. Corner kicks: St. Thomas (Minn.) 3, Ohio Wesleyan 4. Fouls: St. Thomas (Minn.) 16, Ohio Wesleyan 12. Attendance: 800.

NOVEMBER 23
Messiah 0, Wheaton (Ill.) 0 (2 ot, pk)
Messiah ..... 0 0 0 0—0
Wheaton (Ill.) ..... 0 0 0 0—0
Tiebreaker: Messiah 3, Wheaton (Ill.) 0.
Shots: Messiah 12, Wheaton (Ill.) 12. Goalkeeper saves: M—Maggie Futato 7; W—Ashley Vratil 6. Corner kicks: Messiah 2, Wheaton (Ill.) 7. Fouls: N/A. Attendance: 472.

NOVEMBER 23
Trinity (Tex.) 2, Puget Sound 1
Puget Sound ..... 1 0—1
Trinity (Tex.) ..... 0 2—2
First half: PS—Bridget Stolee (Elizabeth Pitman), 10:15.
Second half: T—Lindsay Rowland, 77:17, T—Haley Chandler (Rowland), 87:05.
Shots: Puget Sound 9, Trinity (Tex.) 9. Goalkeeper saves: PS—Erin Williams 2; T—Abby Shaltz 2, Stephanie Bull 2. Corner kicks: Puget Sound 8, Trinity (Tex.) 4. Fouls: Puget Sound 9, Trinity (Tex.) 15. Attendance: 600.

SEMIFINALS

NOVEMBER 29—AT WILLIAM SMITH

Ohio Wesleyan 3, William Smith 0
Ohio Wesleyan ..... 2 1—3
William Smith ..... 0 0—0
First half: OW—Sarah Wall, 2:53; OW—Erika Howland (Wall), 8:18.
Second half: OW—Emily Bayer (Howland), 46:32.
Shots: Ohio Wesleyan 9, William Smith 15. Goalkeeper saves: OW—Mindy Hammond 3, Tiffany Soggs 5; WS—Leah Cornwell 0. Corner kicks: Ohio Wesleyan 3, William Smith 5. Fouls: Ohio Wesleyan 11, William Smith 3. Attendance: 578.

Messiah 0, Trinity (Tex.) 0 (2 ot, pk)
Trinity (Tex.) ..... 0 0 0 0—0
Messiah ..... 0 0 0 0—0
Tiebreaker: Messiah 3, Trinity (Tex.) 1.
Shots: Trinity (Tex.) 14, Messiah 12. Goalkeeper saves: T—Abby Shaltz 4, Stephanie Bull 2; M—Maggie Futato 5. Corner kicks: Trinity (Tex.) 2, Messiah 8. Fouls: Trinity (Tex.) 15, Messiah 11. Attendance: 349.

CHAMPIONSHIP

NOVEMBER 30—AT WILLIAM SMITH

Ohio Wesleyan 1, Messiah 0
Messiah ..... 0 0—0
Ohio Wesleyan ..... 1 0—1
First half: OW—Erika Howland (Liz Sheehan), 23:45.
Shots: Messiah 3, Ohio Wesleyan 13. Goalkeeper saves: M—Maggie Futato 8; OW—Mindy Hammond 0. Corner kicks: Messiah 1, Ohio Wesleyan 2. Fouls: Messiah 6, Ohio Wesleyan 19. Attendance: 548.

History

Team Results

Year	Champion (Record)	Coach	Score	Runner—Up	Host or Site	Championship Game Attendance†	Championship Total Attendance†
1986	Rochester (13-2-1)	Terry Gurnett	1-0	Plymouth St.	Cortland St.	300	1,874
1987	Rochester (18-1)	Terry Gurnett	1-0	William Smith	Rochester	1,106	3,542
1988	William Smith (18-1-1)	Aliceann Wilber	1-0	UC San Diego	William Smith	800	2,907
1989	UC San Diego (19-1-1)	Brian McManus	3-2 (3 ot)	Ithaca	UC San Diego	1,200	3,461
1990	Ithaca (18-5-2)	Patrick Farmer	1-0 (4 ot, pk)	Cortland St.	Cortland St.	647	2,948
1991	Ithaca (19-2-3)	Patrick Farmer	2-0	Rochester	Plymouth St.	409	4,000
1992	Cortland St. (17-2-3)	Chris Malone	1-0	Mass.-Dartmouth	Mary Washington	300	4,471
1993	Col. of New Jersey (20-1-3)	Joe Russo	4-0	Plymouth St.	William Smith	600	3,503
1994	Col. of New Jersey (15-0)	Joe Russo	4-3 (3 ot)	UC San Diego	UC San Diego	1,025	4,904
1995	UC San Diego (19-2)	Brian McManus	3-0	Methodist	Richard Stockton	713	6,351
1996	UC San Diego (21-1)	Brian McManus	2-1	Col. of New Jersey	Amherst	543	7,330
1997	UC San Diego (20-2)	Brian McManus	1-0	William Smith	Elizabethtown	240	9,774
1998	Macalester (22-1-1)	John Leaney	1-0 (4 ot)	Col. of New Jersey	Ithaca	230	9,098
1999	UC San Diego (19-1-2)	Brian McManus	1-0	Macalester	Williams	797	9,968
2000	Col. of New Jersey (23-1)	Joe Russo	2-1	Tufts	Tufts	1,500	10,558
2001	Ohio Wesleyan (22-1)	Bob Barnes	1-0	Amherst	Ohio Wesleyan	617	14,337
2002	Ohio Wesleyan (24-0)	Bob Barnes	1-0	Messiah	William Smith	548	8,662

†Figures shown here are paid attendance. Those listed with box scores are attendance as announced at game.

Tournament Scoring Leaders

Year	Player, School	G	A	P
1986	Martha Winter, Rochester	3	0	6
1987	Joan Grupp, William Smith	2	1	5
	Lisa Rich, Rochester	2	1	5
1988	Ann Haggerty, William Smith	4	1	9
1989	Tracy Deyle, Ithaca	2	1	5
1990	Karen Hertel, Cortland St.	4	2	10
1991	Rachel Ackerman, Cal Lutheran	3	0	6
1992	Leanne Morris, Mass.-Dartmouth	3	0	6
1993	Cyndi Marshall, Col. of New Jersey	5	1	11
1994	Diana Muchowski, UC San Diego	4	0	8
1995	Ele Johnson, UC San Diego	2	2	6
1996	Lauren Johnson, UC San Diego	6	0	12
1997	Antoinette DeLucia, William Smith	4	2	10
	Lauren Johnson, UC San Diego	3	4	10
1998	Katy Sturtz, Ohio Wesleyan	8	3	19
1999	Melissa Matusewicz, Union (N.Y.)	4	1	9
2000	Lynn Cooper, Tufts	4	2	10
2001	Catherine Poor, Amherst	5	4	14
	Katy Sturtz, Ohio Wesleyan	6	2	14
2002	Michelle Wieser, Loras	4	2	10

All-Tournament Teams

MOP—Most Outstanding Player.

1986
Martha Winter, Rochester (MOP)

1993
Jacqueline Dirr, Col. of New Jersey (MOP offensive)
Danielle Mastrosimone,
Col. of New Jersey (MOP defensive)
Missy Blaney, Col. of New Jersey
Lisa Freda, Plymouth St.
Krista Gerard, Col. of New Jersey
Randy Jennings, Plymouth St.
Ele Johnson, UC San Diego
Cyndi Marshall, Col. of New Jersey
Kristin Okvist, William Smith
Mary—Bridget Pawlik, Plymouth St.
Carrie Peer, UC San Diego
Allyson Shirtz, William Smith
Cynthia Stone, William Smith

1994
Tracy Pear, Col. of New Jersey (MOP offensive)
Jen Hart, Col. of New Jersey (MOP defensive)
Missy Blaney, Col. of New Jersey
Lisa Cesaro, Col. of New Jersey
Kim Crawford, Geneseo St.
Kim Faust, Col. of New Jersey
Amanda Johnson, UC San Diego
Ele Johnson, UC San Diego
Dawn Lee, UC San Diego
Jennifer Mazzucco, Col. of New Jersey
Diana Muchowski, UC San Diego
Trish Parker, N.C. Wesleyan
Carrie Peer, UC San Diego

1995
Ele Johnson, UC San Diego (MOP offensive)
Diana Muchowski, UC San Diego (MOP defensive)
Heather Barbalinardo, Richard Stockton
Michele Brown, Methodist
Beth Freeburg, UC San Diego
Amanda Johnson, UC San Diego
Ruth Keegan, Methodist
Jen Maurer, Methodist
Allison McCarthy, William Smith
Marcy Meagher, William Smith
Carrie Peer, UC San Diego
Alvy Styles, Methodist
Marcie Williams, Richard Stockton

1996
Toni Nunez, UC San Diego (MOP offensive)
Beth Freeburg, UC San Diego (MOP defensive)
Cheryl Adronovitz, Col. of New Jersey
Jessica Barry, Chicago
Lisa Buckley, Col. of New Jersey
Sarah Fabian, Amherst
Shay Feilen, Chicago
Ele Johnson, UC San Diego
Lauren Johnson, UC San Diego
Daniela Kolarsick, Col. of New Jersey
Shaunette Richards, Amherst
Traci Tapp, Col. of New Jersey
Christa Wemmer, UC San Diego

1997
Laura Johnson, UC San Diego (MOP offensive)
Kathleen Thelian, William Smith (MOP defensive)
Amy Bender, Elizabethtown
Whitney Brusman, William Smith
Antoinette DeLucia, William Smith
Cindy Dostalek, UC San Diego
Beth Freeburg, UC San Diego
Janine Harispe, UC San Diego
Maricela Oceguera, UC San Diego
Kim Rausch, William Smith
Lynn Stoehr, Washington (Mo.)
Lori Thomas, Washington (Mo.)
Meredith Uber, Elizabethtown

1998
Kate Ryan-Reiling, Macalester (MOP offensive)
Colleen Caldwell, Col. of New Jersey (MOP defensive)
Victoria Nusse, Col. of New Jersey
Traci Tapp, Col. of New Jersey
Brianne Vazquez, Col. of New Jersey
Ellen Dully, Macalester
Holly Harris, Macalester
Tawni Epperson, Macalester
Erin DeMarco, Ithaca
Jessica DiManno, Ithaca
Dana Christopherson, Willamette
Liz Heaston, Willamette
Katie Edmondswards, Willamette

1999
Erika Alfredson, UC San Diego (MOP offensive)
Julia Cuder, UC San Diego (MOP defensive)
Janine Harispe, UC San Diego
Jennifer Hetland, UC San Diego
Kate Ryan-Reiling, Macalester
Onie Elsberry, Macalaster
Carly Androff, Macalaster
Ann Brophy, Williams
Meghan Cavanaugh, Williams
Christina Ciafone, Williams
Christina Grande, Col. of New Jersey
Vanessa Wong, Col. of New Jersey

2000
Denise Buckley, Col. of New Jersey (MOP offensive)
Jill DiGiampaolo, Trinity (Tex.) (MOP defensive)
Beth Hoeflinger, Col. of New Jersey
Cara Gabage, Col. of New Jersey
Karen Geiger, Col. of New Jersey
Erica Adelstein, Trinity (Tex.)
Melissa Dickey, Trinity (Tex.)
Carmen Mikacenic, Tufts
Lynn Cooper, Tufts
Adie Sherwood, Tufts
Margaret Domka, Wis.-Stevens Point
Mickey Jacob, Wis.-Stevens Point
Molly Cady, Wis.-Stevens Point

2001
Catherine Poor, Amherst (MOP offensive)
Akeya Terrell, Ohio Wesleyan (MOP defensive)
Katharine Shipley, Amherst
Margaret Rubin, Amherst
Katie Buchert, Ohio Wesleyan
Emily Bayer, Ohio Wesleyan
Katy Sturtz, Ohio Wesleyan
Rebecca Mouw, Wheaton (Ill.)
Sarah Kron, Wheaton (Ill.)
Anne Merten, Willamette

2002
Erika Howland, Ohio Wesleyan (MOP offensive)
Mindy Hammond, Ohio Wesleyan (MOP defensive)
Liz Sheehan, Ohio Wesleyan
Sarah Wall, Ohio Wesleyan
Jennifer Sapp, Messiah
Emily Benson, Messiah
Jamie Gasiorowski, Messiah
Mindy Miller, Messiah
Alyson Stachura, William Smith
Jamie Bauer, William Smith
Mackenzie Bergstrom, Trinity (Tex.)

Individual Records

GOALS, GAME
4—Katy Sturtz, Ohio Wesleyan (4) vs. Olivet (3), 1998.

GOALS, TOURNAMENT
8—Katy Sturtz, Ohio Wesleyan [4 vs. Olivet, 2 vs. Kalamazoo, 2 vs. Washington (Mo.)], 1998.

GOALS, CAREER
15—Katy Sturtz, Ohio Wesleyan, 1998-99-2000-01.

ASSISTS, GAME
3—Elizabeth Muth, St. Mary's (Minn.) (4) vs. Gust. Adolphus (1), 1994; Brook Epperson, Macalester (4) vs. St. Thomas (Minn.) (2), 1997; Katy Sturtz, Ohio Wesleyan (5) vs. Washington (Mo.) (6), 1998; Jaime Snyder, Nazareth (7) vs. Penn St.-Behrend (1), 2000; Catherine Poor, Amherst (6) vs. Endicott (0), 2001; Jenny Murray, St. Thomas (Minn.) (6), Carroll (Wis.) (1), 2002.

ASSISTS, TOURNAMENT
5—Brook Epperson, Macalester [1 vs. Wheaton (Ill.), 3 vs. St. Thomas (Minn.), 1 vs. Washington (Mo.)], 1997.

ASSISTS, CAREER
7—Lauren Johnson, UC San Diego, 1995-96-97.

POINTS, GAME
8—Katy Sturtz (4 goals), Ohio Wesleyan (4) vs. Olivet (3), 1998.

POINTS, TOURNAMENT
19—Katy Sturtz, Ohio Wesleyan [4 goals vs. Olivet; 2 goals vs. Kalamazoo; 2 goals, 3 assists vs. Washington (Mo.)], 1998.

POINTS, CAREER
36—Katy Sturtz, (15 goals, 6 assists), Ohio Wesleyan, 1998-99-2000-01.

SAVES, GAME
29—Amanda Baltzley, Connecticut Col. (0) vs. Col. of New Jersey (1) (2 ot), 1998.

LOWEST GOALS-AGAINST AVERAGE, TOURNAMENT (MIN. 3 GAMES)
0.00—Doreen Byers, Rochester (vs. Scranton, Plymouth St. and William Smith), 1987; JoAnn Johnston, Rochester (vs. Scranton, Plymouth St. and William Smith), 1987; Mary St. Germain, Plymouth St., (vs. Salem St., William Smith and UC San Diego), 1989; Beth Howland, Ithaca, (vs. Plymouth St., Methodist and Cortland St.), 1990; (vs. N.C. Wesleyan, Col. of New Jersey, UC San Diego and Rochester), 1991; Melissa Samuels, Cortland St. (vs. Ithaca, Col. of New Jersey, UC San Diego and Mass.-Dartmouth), 1992; Mindy Hammond, Ohio Wesleyan (vs. Westminster (Pa.), Wilmington (Ohio), St. Thomas (Minn.), William Smith, Messiah).

LOWEST GOALS-AGAINST AVERAGE, CAREER (Min. 5 Games)
0.15—Beth Howland, Ithaca, 1988-91 [2 goals, 12 games (1,187 minutes)].

Team Records

GOALS, GAME

9—Lynchburg vs. Arcadia (0), 2000; Williams vs. Framingham St. (0), 2001.

GOALS, TWO TEAMS, GAME

11—Washington (Mo.) (6) vs. Ohio Wesleyan (5), 1998.

SHOTS, GAME

50—Chicago (2) vs. Edgewood (1) (2 ot), 1999.

CORNER KICKS, GAME

23—UC San Diego (1) vs. Macalester (0), 1989.

FOULS, GAME

34—Col. of New Jersey (2) vs. Methodist (1) (3 ot), 1993.

GOALS PER GAME, TOURNAMENT (Min. 2 Games)

5.0—Lynchburg, 2 games, 2000; Williams, 2 games, 2001.

LOWEST GOALS-AGAINST AVERAGE, TOURNAMENT (Min. 3 Games)

0.00—Rochester, 3 games, 1987; Ithaca, 4 games, 1991; Cortland St., 4 games, 1992; Ohio Wesleyan, 5 games, 2002.

Won-Lost-Tied Records in Tournament Play

(Note: Semifinal losers are credited with third place.)

Team (Years Participated)	Yrs.	Won	Lost	Tied	Pct.	1st	2nd	3rd
Albion (2000-01-02)	3	2	3	1	.417	0	0	0
Alfred (1988)	1	0	1	0	.000	0	0	0
Allegheny (1988)	1	0	1	0	.000	0	0	0
Amherst (1994-95-96-97-98-2001)	6	11	4	2	.706	0	1	1
Arcadia (1999-2000)	2	0	2	0	.000	0	0	0
Aurora (2001-02)	2	0	2	0	.000	0	0	0
Austin (1999-2000)	2	0	2	0	.000	0	0	0
Bates (1993-96-97)	3	2	3	0	.400	0	0	0
Binghamton (1991-95-96)	3	0	2	1	.167	0	0	0
Bowdoin (1995-96-97-98-99-2000)	6	1	5	1	.214	0	0	0
Brandeis (1988)	1	0	1	0	.000	0	0	0
Bridgewater St. (2002)	1	1	1	0	.500	0	0	0
UC San Diego (1986-87-88-89-90-91-92-93-94-95-96-97-98-99)	14	37	8	2	.809	5	2	4
UC Santa Cruz (1999-2000-02)	3	0	3	0	.000	0	0	0
Cal Lutheran (1991-92-93-95-96-97-99-2000)	8	3	8	0	.273	0	0	0
Calvin (1997-98)	2	1	2	0	.333	0	0	0
Capital (1999)	1	0	1	0	.000	0	0	0
Carroll (Wis.) (2002)	1	0	1	0	.000	0	0	0
Chapman (1999-2000-01-02)	4	3	3	1	.500	0	0	0
Chicago (1996-97-98-99-2002)	5	6	5	0	.545	0	0	1
Chris. Newport (2000)	1	0	1	0	.000	0	0	0
Claremont-M-S (2002)	1	0	1	0	.000	0	0	0
Clark (Mass.) (1998)	1	0	1	0	.000	0	0	0
Colby (1997-98)	2	2	2	1	.500	0	0	0
Connecticut Col. (1998)	1	2	1	0	.667	0	0	0
Cortland St. (1986-87-88-89-90-91-92-93-94-98)	10	8	7	4	.526	1	1	1
Curry (1986-87)	2	0	2	0	.000	0	0	0
Dallas (2001)	1	0	1	0	.000	0	0	0
Denison (1992-93-97-98-99-2000-01)	7	4	7	0	.363	0	0	0
DePauw (1997-99-2001)	3	3	3	0	.500	0	0	0
Drew (1997)	1	0	1	0	.000	0	0	0
Eastern Conn. St. (1989)	1	0	1	0	.000	0	0	0
Edgewood (1999-2000-01)	3	0	3	0	.000	0	0	0
Elizabethtown (1997-98-99-2001)	4	7	2	2	.727	0	0	1
Elmira (1997)	1	0	1	1	.250	0	0	0
Emory (1993-95-96-97-98-2000-02)	7	2	6	2	.300	0	0	0
Endicott (1999-2001)	2	0	2	0	.000	0	0	0
Framingham St. (1999-2000-01)	3	0	3	0	.000	0	0	0
Frostburg St. (2001-02)	2	0	2	0	.000	0	0	0
Geneseo St. (1992-93-94)	3	1	3	2	.333	0	0	1
Gettysburg (1993-94-97-98-99)	5	1	5	0	.167	0	0	0
Greensboro (2002)	1	0	1	0	.000	0	0	0
Grinnell (1999)	1	0	1	0	.000	0	0	0
Grove City (2002)	1	0	1	0	.000	0	0	0
Gust. Adolphus (1993-94-95-96-97-98)	6	3	6	0	.333	0	0	0
Gwynedd-Mercy (2001)	1	0	1	0	.000	0	0	0
Hardin-Simmons (1999-2001)	2	3	2	0	.600	0	0	0
Hartwick (1986-87-88-89-90)	5	2	5	0	.286	0	0	0
Heidelberg (1995-96)	2	0	2	0	.000	0	0	0
Ithaca (1987-88-89-90-91-92-93-94-96-97-98-99-2000)	13	18	9	3	.650	2	1	2
John Carroll (2001)	1	0	1	0	.000	0	0	0
Johns Hopkins (1997-98-2002)	3	0	3	0	.000	0	0	0
Johnson & Wales (2000)	1	0	1	0	.000	0	0	0
Kalamazoo (1988-90-91-97-98-99)	6	3	6	0	.333	0	0	0
Kean (1986-90-91-92-96)	5	0	5	0	.000	0	0	0
Keene St. (1998-2002)	2	1	2	0	.333	0	0	0
Keuka (2001)	1	1	1	0	.500	0	0	0
Lawrence (2000-01)	2	1	2	0	.333	0	0	0
Loras (2001-02)	2	1	2	0	.333	0	0	0
Lynchburg (1997-98-99-2000-01)	5	3	5	10	.389	0	0	0
Macalester (1989-90-92-95-96-97-98-99-2000)	9	14	8	1	.630	1	1	0
Mary Washington (1989-90-91-92-94-97-98-99-2001-02)	10	9	10	1	.475	0	0	1
Maryville (Mo.) (1999)	1	0	1	0	.000	0	0	0
Maryville (Tenn.) (2001)	1	0	1	0	.000	0	0	0
Mass.-Dartmouth (1992-93-94)	3	3	3	1	.500	0	1	0

Team (Years Participated)	Yrs.	Won	Lost	Tied	Pct.	1st	2nd	3rd
Messiah (2000-01-02)	3	6	2	1	.722	0	1	0
Methodist (1986-87-88-89-90-93-94-95)	8	11	8	0	.579	0	1	3
Middlebury (1997-2000)	2	2	2	0	.500	0	0	0
Misericordia (2002)	1	0	1	0	.000	0	0	0
Mount Holyoke (1986)	1	0	1	0	.000	0	0	0
Mt. St. Joseph (1999-2000-01-02)	4	1	3	1	.375	0	0	0
Muhlenberg (2000-01)	2	2	2	0	.500	0	0	0
Nazareth (1997-98-99-2000-01-02)	6	6	6	0	.500	0	0	0
New England (2000)	1	0	1	0	.000	0	0	0
Col. of New Jersey (1991-92-93-94-95-96-97-98-99-2000-01-02)	12	27	9	2	.737	3	2	1
New York U. (2002)	1	2	1	0	.667	0	0	0
Nichols (2002)	1	0	1	0	.000	0	0	0
N.C. Wesleyan (1988-91-92-93-94-96-97-99-2000-01)	10	7	9	10	.441	0	0	1
Notre Dame (Md.) (2001-02)	2	0	2	0	.000	0	0	0
Ohio Wesleyan (1991-92-98-99-2000-01-02)	7	14	5	0	.737	2	0	0
Olivet (1998)	1	0	1	0	.000	0	0	0
Oneonta St. (1997-99-2000-01-02)	5	3	5	0	.375	0	0	0
Penn St.-Behrend (2000)	1	0	1	0	.000	0	0	0
Plattsburgh St. (1995)	1	0	0	1	.500	0	0	0
Plymouth St. (1986-87-88-89-90-91-92-93-94-97)	10	13	8	2	.609	0	2	3
Puget Sound (1999-2000-02)	3	3	3	1	.500	0	0	0
Randolph-Macon (1994-95-96)	3	1	3	1	.300	0	0	0
Redlands (2001)	1	0	1	1	.333	0	0	0
Richard Stockton (1995-96-97-98)	4	4	4	1	.500	0	0	1
Roanoke (1998)	1	0	1	0	.000	0	0	0
Rochester (1986-87-88-89-90-91-92-93-95-96-97-98-2001)	13	17	10	3	.617	2	1	0
Rowan (1999)	1	1	0	1	.750	0	0	0
St. Benedict (1990-97-98-002)	4	3	4	0	.429	0	0	1
St. Lawrence (1986-89)	2	1	2	0	.333	0	0	0
St. Mary's (Minn.) (1986-87-88-89-90-91-94)	7	2	7	0	.222	0	0	0
St. Thomas (Minn.) (1987-88-89-97-98-2001-02)	7	8	7	0	.533	0	0	1
Salem St. (1988-89-90-91-92)	5	1	4	1	.250	0	0	0
Salisbury (2000)	1	2	1	0	.667	0	0	0
SCAD (1999-2000-02)	3	0	3	0	.000	0	0	0
Scranton (1987-89-90-92-99-2000-01-02)	8	3	8	2	.308	0	0	0
Simpson (1999)	1	1	1	0	.500	0	0	0
Skidmore (1994-96)	2	0	1	1	.250	0	0	0
Smith (1986)	1	1	1	0	.500	0	0	0
Stevens Tech (2002)	1	1	1	0	.500	0	0	0
Texas-Dallas (2002)	1	1	1	0	.500	0	0	0
Trinity (Tex.) (1992-93-95-96-97-98-99-2000-01-02)	10	9	8	3	.525	0	0	2
Tufts (1998-2000-02)	3	6	3	2	.636	0	1	0
Union (N.Y.) (1999-2000-01-02)	4	2	3	1	.417	0	0	0
Villa Julie (2000)	1	2	1	0	.667	0	0	0
Wash. & Lee (2002)	1	1	1	0	.500	0	0	0
Washington (Mo.) (1995-97-98)	3	6	2	1	.722	0	0	1
Webster (2000-01-02)	3	1	3	0	.250	0	0	0
Wellesley (1998-99)	2	4	1	1	.750	0	0	0
Western Conn. St. (1997-99-2000-01)	4	2	4	0	.333	0	0	0
Western New Eng. (1999-2001-02)	3	0	3	0	.000	0	0	0
Westminster (Pa.) (2002)	1	1	1	0	.500	0	0	0
Wheaton (Ill.) (1997-98-99-2000-01-02)	7	10	6	0	.625	0	0	1
Wheaton (Mass.) (2000-01-02)	3	4	3	0	.571	0	0	0
Willamette (1998-99-2000-01)	4	8	3	1	.708	0	0	2
Wm. Paterson (1997-98)	2	1	2	0	.333	0	0	0
William Penn (2000)	1	1	1	0	.500	0	0	0
William Smith (1987-88-89-90-91-92-93-94-95-96-97-98-99-2000-01-02)	16	25	13	5	.640	1	2	3
Williams (1993-94-95-96-98-99-2001)	7	5	7	3	.433	0	0	1
Wilmington (Ohio) (1994-96-97-2000-02)	5	3	5	0	.375	0	0	0
Wis.-Stevens Point (1993-94-95-97-98-99-2000-01-02)	9	8	9	0	.471	0	0	1
Wooster (1992-96)	2	0	2	0	.000	0	0	0

All-Time Results

1986 First Round: St. Mary's (Minn.) 2, Methodist 1 (2 ot, penalty kicks); Smith 1, Mount Holyoke 0; Hartwick 3, Kean 1; St. Lawrence 2, Curry 1. **Second Round:** UC San Diego 1, St. Mary's (Minn.) 0 (2 ot, penalty kicks); Rochester 3, Smith 1; Cortland St. 1, Hartwick 0; Plymouth St. 3, St. Lawrence 0. **Semifinals:** Rochester 2, UC San Diego 0; Plymouth St. 3, Cortland St. 2. **Championship:** Rochester 1, Plymouth St. 0.

1987 First Round: St. Thomas (Minn.) 2, St. Mary's (Minn.) 1; William Smith 2, Hartwick 1 (2 ot, penalty kicks); Scranton 2, Ithaca 0; Plymouth St. 2, Curry 1. **Second Round:** St. Thomas (Minn.) 1, UC San Diego 0; William Smith 2, Cortland St. 0; Rochester 6, Scranton 0; Plymouth St. 2, Methodist 0. **Semifinals:** William Smith 1, St. Thomas (Minn.) 0 (2 ot); Rochester 1, Plymouth St. 0. **Championship:** Rochester 1, William Smith 0.

1988 First Round: UC San Diego 3, St. Thomas (Minn.) 0; Cortland St. 2, St. Mary's (Minn.) 1; Plymouth St. 3, Salem St. 0; Ithaca 1, Brandeis 0; William Smith 6, Alfred 0; Hartwick 2, Allegheny 1; Methodist 3, N.C. Wesleyan 0; Kalamazoo 3, Rochester 2 (2 ot, penalty kicks). **Second Round:** UC San Diego 2, Cortland St. 0; Ithaca 2, Plymouth St. 0; William Smith 2, Hartwick 1 (2 ot, penalty kicks); Methodist 2, Kalamazoo 1. **Semifinals:** UC San Diego 2, Ithaca 0 (2 ot); William Smith 2, Methodist 1 (2 ot, penalty kicks). **Championship:** William Smith 1, UC San Diego 0 (2 ot).

1989 First Round: UC San Diego 1, Macalester 0 (2 ot); St. Thomas (Minn.) 2, St. Mary's (Minn.) 1 (2 ot, penalty kicks); Plymouth St. 1, Salem St. 0; William Smith 2, Eastern Conn. St. 0; Methodist 3, Scranton 0; Mary Washington 1, St. Lawrence 0 (2 ot, penalty kicks); Rochester 1, Cortland St. 0 (2 ot, penalty kicks); Ithaca 2, Hartwick 0. **Second Round:** UC San Diego 2, St. Thomas (Minn.) 1 (2 ot, penalty kicks); Plymouth St. 1, William Smith 0 (2 ot, penalty kicks); Methodist 3, Mary Washington 0; Ithaca 2, Rochester 1 (2 ot, penalty kicks). **Semifinals:** UC San Diego 1, Plymouth St. (2 ot, penalty kicks); Ithaca 2, Methodist 0. **Championship:** UC San Diego 3, Ithaca 2 (3 ot).

1990 First Round: Macalester 1, UC San Diego 0 (2 ot); St. Benedict 1, St. Mary's (Minn.) 0; Rochester 1, William Smith 0; Cortland St. 3, Kean 1; Ithaca 1, Plymouth St. 0 (2 ot, penalty kicks); Salem St. 2, Hartwick 0; Kalamazoo 3, Mary Washington 1; Methodist 1, Scranton 0 (2 ot). **Second Round:** St. Benedict 1, Macalester 0; Cortland St. 2, Rochester 1 (2 ot, penalty kicks); Ithaca 1, Salem St. 0; Methodist 1, Kalamazoo 0. **Semifinals:** Cortland St. 3, St. Benedict 1; Ithaca 1, Methodist 0. **Championship:** Ithaca 1, Cortland St. 0 (4 ot, penalty kicks).

1991 First Round: William Smith 2, Ohio Wesleyan 0; Rochester* 1, Binghamton 1 (2 ot); Cortland St. 2, Salem St. 0; Plymouth St. 3, Kean 1; Col. of New Jersey 1, Mary Washington 0; Ithaca 1, N.C. Wesleyan 0; Cal Lutheran 3, Kalamazoo 0; UC San Diego 5, St. Mary's (Minn.) 0. **Second Round:** Rochester 1, William Smith 0; Plymouth St.

1, Cortland St. 0; Ithaca 1, Col. of New Jersey 0; UC San Diego 2, Cal Lutheran 0. **Semifinals:** Rochester 1, Plymouth St. 0; Ithaca 1, UC San Diego 0. **Championship:** Ithaca 2, Rochester 0.

**Advanced on penalty kicks.*

1992 First Round: Rochester 2, Geneseo St. 0; William Smith 5, Scranton 0; Mass.-Dartmouth* 2, Salem St. 2 (4 ot); Mary Washington 1, N.C. Wesleyan 0. **Regionals:** Cal Lutheran 3, Trinity (Tex.) 0; UC San Diego 1, Macalester 0; UC San Diego 3, Cal Lutheran 2; Col. of New Jersey 1, Rochester 0; Cortland St.* 0, Ithaca 0 (2 ot); Cortland St. 1, Col. of New Jersey 0; Plymouth St. 3, William Smith 2; Mass.-Dartmouth 1, Kean 0; Mass.-Dartmouth 1, Plymouth St. 0; Mary Washington 1, Wooster 0; Denison 4, Ohio Wesleyan 1; Mary Washington 1, Denison 0 (4 ot). **Semifinals:** Cortland St.* 0, UC San Diego 0 (2 ot); Mass.-Dartmouth 1, Mary Washington 0 (2 ot). **Championship:** Cortland St. 1, Mass.-Dartmouth 0.

*Advanced on penalty kicks.

1993 First Round: Col. of New Jersey 4, Gettysburg 0; Williams 2, Bates 0; Rochester* 0, Cortland St. 0 (4 ot); UC San Diego 1, Cal Lutheran 0. **Regionals:** William Smith 3, Denison 1; Ithaca 1, Geneseo St. 0 (2 ot); William Smith 1, Ithaca 0 (2 ot); Col. of New Jersey 5, Emory 0 (2 ot); Methodist 1, N.C. Wesleyan 0; Col. of New Jersey 2, Methodist 1 (3 ot); Plymouth St. 2, Williams 0; Rochester 2, Mass.-Dartmouth 0; Plymouth St. 1, Rochester 0; Wis.-Stevens Point 4, Trinity (Tex.) 2 (2 ot); UC San Diego 2, Gust. Adolphus 0; UC San Diego 2, Wis.-Stevens Point 0. **Semifinals:** Col. of New Jersey* 0, William Smith 0 (2 ot); Plymouth St. 1, UC San Diego 0 (2 ot). **Championship:** Col. of New Jersey 4, Plymouth St. 0.

**Advanced on penalty kicks.*

1994 First Round: Amherst 4, Mass-Dartmouth 2 (2 ot); Geneseo St.* 2, Skidmore 2 (4 ot); St. Mary's (Minn.) 4, Gust. Adolphus 1; Gettysburg 4, Randolph-Macon 1. **Regionals:** Col. of New Jersey 1, Amherst 0; Williams* 1, Plymouth St. 1 (2 ot); Col. of New Jersey 2, Williams 0; Geneseo St. 1, Ithaca 0 (2 ot); William Smith 2, Cortland St. 0; Geneseo St.* 1, William Smith 1 (4 ot); UC San Diego 1, St. Mary's (Minn.) 0; Wis.-Stevens Point 1, Wilmington (Ohio) 0; UC San Diego 3, Wis.-Stevens Point 1; N.C. Wesleyan 1, Gettysburg 0; Methodist 1, Mary Washington 0; N.C. Wesleyan 1, Methodist 0 (2 ot). **Semifinals:** Col. of New Jersey 6, Geneseo St. 0; UC San Diego 2, N.C. Wesleyan 0. **Championship:** Col. of New Jersey 4, UC San Diego 3 (3 ot).

**Advanced on penalty kicks.*

1995 First Round: UC San Diego 2, Cal Lutheran 0; Macalester 1, Wis.-Stevens Point 0; Williams* 1, Plattsburgh St. 1 (4 ot); Rochester 1, Binghamton 0. **Regionals:** UC San Diego 2, Washington (Mo.) 0; Gust. Adolphus 1, Macalester 0 (2 ot); UC San Diego 2, Gust. Adolphus 1 (2 ot); William Smith 1, Williams 0; Rochester 2, Heidelberg 1; William Smith 2, Rochester 0 (2 ot); Randolph Macon* 0, Trinity (Tex.) 0 (2 ot); Methodist 1, Emory 0; Methodist 1, Randolph Macon 0; Amherst 1, Bowdoin 0; Richard Stockton 2, Col. of New Jersey 1; Richard Stockton* 1, Amherst 1 (4 ot). **Semifinals:** UC San Diego 1, William Smith 0; Methodist 2, Richard Stockton 0. **Championship:** UC San Diego 3, Methodist 0.

**Advanced on penalty kicks.*

1996 First Round: Ithaca 3, William Smith 0; Rochester 2, Skidmore 0; Heidelberg 2, Wooster 1; Macalester 1, Gust. Adolphus 0; UC San Diego 3, Cal Lutheran 0; Randolph-Macon 1, N.C. Wesleyan 0; Bates 2, Bowdoin 0; Richard Stockton 1, Kean 0 (2 ot). **Regionals:** Ithaca 1, Binghamton 0 (2 ot); Col. of New Jersey 2, Rochester 1; Col. of New Jersey 2, Ithaca 0; Chicago 2, Wilmington (Ohio) 0; Macalester 2, Heidelberg 0; Chicago 1, Macalester 0; Trinity (Tex.) 1, Emory 0; UC San Diego 5, Randolph-Macon 1; UC San Diego 2, Trinity (Tex.) 0; Bates 2, Williams 0; Amherst 2, Richard Stockton 1 (2 ot); Amherst 1, Bates 0. **Semifinals:** Col. of New Jersey 1, Chicago 0; UC San Diego 2, Amherst 1. **Championship:** UC San Diego 2, Col. of New Jersey 1.

1997 First Round: Elizabethtown 5, Johns Hopkins 0; Elmira* 1, Ithaca 1 (4 ot); Nazareth 3, Oneonta St. 2 (3 ot); Colby 1, Bates 0 (2 ot); N.C. Wesleyan 3, Lynchburg 0; Denison 2, DePauw 0; Kalamazoo 5, Wilmington (Ohio) 1; Wheaton (Ill.) 2, Wis.-Stevens Point 1 (2 ot). **Regionals:** Elizabethtown 2, Col. of New Jersey 1; Richard Stockton 6, Gettysburg 0; Elizabethtown 2, Richard Stockton 0; Amherst 2, Western Conn. St. 0; Wm. Paterson 4, Drew 0; Amherst 3, Wm. Paterson 2 (3 ot); William Smith 3, Elmira 0; Rochester 3, Nazareth 2; William Smith 6, Rochester 0; Colby* 2, Plymouth St. 2 (2 ot); Middlebury 1, Bowdoin 0; Middlebury 1, Colby 0 (4 ot); Mary Washington 2, Emory 0; Trinity (Tex.) 1, N.C. Wesleyan 0 (2 ot); Mary Washington 3, Trinity (Tex.) 1; UC San Diego 2, Chicago 1 (2 ot); Gust. Adolphus 4, Cal Lutheran 2; UC San Diego 3, Gust. Adolphus 1; Calvin 2, Denison 0; Washington (Mo.) 2, Kalamazoo 1; Washington (Mo.) 3, Calvin 2; Macalester 2, Wheaton (Ill.) 0; St. Thomas (Minn.) 1, St. Benedict 0; Macalester 4, St. Thomas (Minn.) 2 (2 ot). **Quarterfinals:** Elizabethtown 1, Amherst 0; William Smith 1, Middlebury 0; UC San Diego 2, Mary Washington 1; Washington (Mo.) 2, Macalester 1. **Semifinals:** William Smith* 0, Elizabethtown 0 (2 ot); UC San Diego 2, Washington (Mo.) 0. **Championship:** UC San Diego 1, William Smith 0.

**Advanced on penalty kicks.*

1998 First Round: Elizabethtown 3, Johns Hopkins 1; Wellesley 1, Bowdoin 0; Colby 5, Keene St. 1; Rochester 1, Nazareth 0 (3 ot); Lynchburg 1, Roanoke 0 (3 ot); Gust. Adolphus 2, St. Thomas (Minn.) 1; Denison 1, Calvin 0; Ohio Wesleyan 4, Olivet 3 (2 ot). **Regionals:** Col. of New Jersey 4, Elizabethtown 1; Richard Stockton 2, Gettysburg 1 (2 ot); Col of New Jersey 1, Richard Stockton 0; Connecticut Col. 2, Wm. Paterson 1 (2 ot); Williams* 0, Amherst 0 (2 ot); Connecticut Col. 1, Williams 0; Wellesley 2, Clark 1; Tufts 4, Colby 0; Tufts* 1, Wellesley 1 (4 ot); William Smith* 0, Rochester 0 (2 ot); Ithaca* 1, Cortland St. 1 (2 ot); Ithaca 2, William Smith 1; St. Benedict 1, UC San Diego 0; Willamette 1, Wis.-Stevens Point 0; Willamette 2, St. Benedict 1 (2 ot); Mary Washington 3, Lynchburg 2; Emory* 0, Trinity (Tex.) 0 (2 ot); Mary Washington* 1, Emory 1 (4 ot); Macalester 1, Gust. Adolphus 0 (2 ot); Chicago 2, Wheaton (Ill.) 1; Macalester 3, Chicago 0; Washington (Mo.) 5, Denison 1; Ohio Wesleyan 3, Kalamazoo 2; Washington (Mo.) 6, Ohio Wesleyan 5 (2 ot). **Quarterfinals:** Col. of New Jersey 1, Connecticut Col. 0 (2 ot); Ithaca 1, Tufts 0 (2 ot); Willamette 2, Mary Washington 0; Macalester* 1, Washington (Mo.) 1 (4 ot). **Semifinals:** Macalester 1, Willamette 0; Col. of New Jersey 2, Ithaca 0. **Championship:** Macalester 1, Col. of New Jersey 0 (4 ot).

**Advanced on penalty kicks.*

1999 First Round: Simpson 3, Grinnell 0; Chicago 2, Edgewood 1 (2 ot); N.C. Wesleyan 3, SCAD 2 (ot); Union (N.Y.) 4, Ithaca 3 (3 ot); Oneonta St. 7, Western New Eng. 0; Bowdoin 2, Framingham St. 0; Wellesley 1, Endicott 0; Cal Lutheran 2, Chapman 1; Puget Sound* 1, Willamette 1 (4 ot); DePauw 3, Capital 0; Wheaton (Ill.) 3, Mt. St. Joseph 0; Elizabethtown 2, Gettysburg 0; Rowan 1, Arcadia 0 (2 ot). **Regionals:** Macalester 5, Simpson 0; Chicago 2, Wis.-Stevens Point 1; Macalester 2, Chicago 0; N.C. Wesleyan 1, Lynchburg 0; Denison 3, Mary Washington 1; N.C. Wesleyan 2, Denison 0; William Smith 4, Union (N.Y.) 1; Nazareth 1, Oneonta St. 0 (2 ot); Nazareth 2, William Smith 0; Williams 1, Bowdoin 0; Wellesley 3, Western Conn. St. 0; Williams 1, Wellesley 0; UC San Diego* 1, Cal Lutheran 1 (2 ot); Puget Sound 1, UC Santa Cruz 0; UC San Diego 1, Puget Sound 0 (3 ot); Trinity (Tex.) 4, Maryville (Mo.) 0; Hardin-Simmons 1, Austin 0 (ot); Trinity (Tex.) 2, Hardin-Simmons 0; DePauw 1, Ohio Wesleyan 0; Wheaton (Ill.) 1, DePauw 0; Col. of New Jersey* 0, Elizabethtown 0 (2 ot); Scranton* 0, Rowan 0 (2 ot); Col. of New Jersey 3, Scranton 0. **Quarterfinals:** Macalester 1, N.C. Wesleyan 0 (ot); Williams 2, Nazareth 0; UC San Diego 1, Trinity (Tex.) 0; Col. of New Jersey 1, Wheaton (Ill.) 0. **Semifinals:** Macalester 1, Williams 0; UC San Diego 1, Col. of New Jersey 0. **Championship:** UC San Diego 1, Macalester 0.

**Advanced on penalty kicks.*

2000 First Round: Villa Julie 2, Chris. Newport 1 (2 ot); Lynchburg 9, Arcadia 0; William Penn 1, Webster 0; Wis.-Stevens Point 7, Edgewood 0; Wheaton (Mass.) 1, Framingham St. 0; Tufts 5, New England 0; Nazareth 7, Penn St.-Behrend 1; Western Conn. St. 1, Union (N.Y.) 0 (3 ot); Chapman 4, UC Santa Cruz 0; Scranton 2, Ithaca 1 (ot); Muhlenberg 2, Johnson & Wales 1; Wilmington (Ohio) 1, Mt. St. Joseph 0; Albion 2, Lawrence 0. **Regional Semifinals:** Villa Julie 2, N.C. Wesleyan 1; Salisbury 2, Lynchburg 1 (2 ot); Wheaton (Ill.) 1, William Penn 0; Wis.-Stevens Point 1, Macalester 0; Wheaton (Mass.) 3, Middlebury 2 (2 ot); Tufts* 0, Bowdoin 0 (2 ot); William Smith 2, Nazareth 1; Oneonta St. 1, Western Conn. St. 0 (2 ot); Emory 1, SCAD 0; Trinity (Tex.) 1, Austin 0 (ot); Willamette 2, Cal Lutheran 0; Chapman 2, Puget Sound 1 (ot); Messiah 1, Scranton 0; Col. of New Jersey 3, Muhlenberg 0; Wilmington (Ohio) 2, Denison 1; Ohio Wesleyan 2, Albion 1. **Regional Finals:** Salisbury 2, Villa Julie 0; Wis.-Stevens Point 1, Wheaton (Ill.) 0; Tufts 3, Wheaton (Ill.) 1; William Smith 2, Oneonta St. 1 (2 ot); Trinity (Tex.)* 1, Emory 1 (4 ot); Willamette 1, Chapman 0; Col. of New Jersey 1, Messiah 0 (3 ot); Ohio Wesleyan 2, Wilmington (Ohio) 0. **Quarterfinals:** Wis.-Stevens Point 2, Salisbury 0; Tufts 1, William Smith 0; Trinity (Tex.) 3, Willamette 1; Col. of New Jersey 1, Ohio Wesleyan 0 (3 ot). **Semifinals:** Tufts 1, Wis.-Stevens Point 0 (ot); Col. of New Jersey 1, Trinity (Tex.) 0 (ot). **Championship:** Col. of New Jersey 2, Tufts 1.

**Advanced on penalty kicks.*

2001 First Round: Webster 5, Edgewood 1; St. Thomas (Minn.) 1, Loras 0 (2 ot); Mary Washington 1, Gwynedd-Mercy 0; Keuka 1, Oneonta St. 0; Nazareth 2, Rochester 1; Amherst 6, Endicott 0; Williams 9, Framingham St. 0; Lawrence 2, Aurora 1; N.C. Wesleyan 2, Maryville (Tenn.) 0; Hardin-Simmons 1, Dallas 0; DePauw 2, John Carroll 0; Mt. St. Joseph 1, Denison 0; Elizabethtown 7, Notre Dame (Md.) 0. **Second Round:** Wis.-Stevens Point 2, Webster 0; Wheaton (Ill.) 2, St. Thomas (Minn.) 0; Messiah 7, Frostburg St. 0; Scranton 1, Mary Washington 0; William Smith 5, Keuka 0; Union (N.Y.) 3, Nazareth 2; Amherst 4, Wheaton (Mass.) 1; Western Conn. St. 2, Williams 1 (2 ot); Willamette 5, Lawrence 0; Redlands* 0, Chapman 0 (2 ot); Lynchburg* 2, N.C. Wesleyan 2 (2 ot); Hardin-Simmons 3, Trinity (Tex.) 2; Ohio Wesleyan 3, DePauw 0; Albion* 1, Mt. St. Joseph 1 (2 ot); Col. of New Jersey 3, Western New Eng. 0; Muhlenberg 3, Elizabethtown 1. **Third Round:** Wheaton (Ill.) 2, Wis.-Stevens Point 1; Scranton* 0, Messiah 0 (4 ot); William Smith* 1, Union (N.Y.) 1 (4 ot); Amherst 2, Western Conn. St. 1 (2 ot); Willamette 3, Redlands 1; Lynchburg 2, Hardin-Simmons 0; Ohio Wesleyan 3, Albion 0; Col. of New Jersey 3, Muhlenberg 0. **Quarterfinals:** Wheaton (Ill.) 1, Scranton 0; Amherst 1, William Smith 0; Willamette 2, Lynchburg 0; Ohio Wesleyan 1, Col. of New Jersey 0. **Semifinals:** Amherst 1, Wheaton (Ill.) 0; Ohio Wesleyan 2, Willamette 1 (ot). **Championship:** Ohio Wesleyan 1, Amherst 0.

**Advanced on penalty kicks.*

2002 First Round: Bridgewater St. *0, Western New Eng. 2 (2 ot, pk); Tufts 4, Nichols 0; Nazareth 3, Grove City 2; New York U. 2, Misericordia 0; Westminster (Pa.) 4, Frostburg St. 1; Albion 1, Mt. St. Joseph 0; Loras 5, Aurora 1; St. Thomas (Minn.) 6, Carroll (Wis.) 1; Oneonta St. 2, Scranton 0; Mary Washington 5, Notre Dame (Md.) 0; Stevens Tech 1, Johns Hopkins 0; Emory 2, SCAD 1; Wash. & Lee 2, Greensboro 0. **Regional Semifinals:** Wheaton (Mass.) 1, Bridgewater St. 0; Keene St. 1, Tufts 0; William Smith* 1, Nazareth 1 (2 ot, pk); New York U.* 2, Union (N.Y.) 2 (2 ot, pk); Ohio Wesleyan 3, Westminster (Pa.) 0; Wilmington (Ohio) 2, Albion 1; Wis.-Stevens Point. 5, Loras 2; St. Thomas (Minn.)* 0, St. Benedict 0 (2 ot, pk); Chicago 2, Oneonta St. 1 (2 ot); Wheaton (Ill.) 3, Webster 1; Messiah 2, Mary Washington 0; Col. of New Jersey 2, Stevens Tech 1; Trinity (Tex.) 2, Emory 0; Texas-Dallas 1, Wash. & Lee 0; Puget Sound 4, Claremont-M-S 0; Chapman* 1, UC Santa Cruz 0 (2 ot, pk). **Regional Finals:** Wheaton (Mass.) 3, Keene St. 1; William Smith 3, New York U. 0; Ohio Wesleyan 2, Wilmington (Ohio) 0; St. Thomas (Minn.) 3, Wis.-Stevens Point 0; Wheaton (Ill.) 2, Chicago 0; Messiah 2, Col. of New Jersey 1; Trinity (Tex.) 1, Texas-Dallas 0; Puget Sound 1, Chapman 0. **Quarterfinals:** William Smith* 0, Wheaton (Mass.) 0 (2 ot, pk); Ohio Wesleyan* 0, St. Thomas (Minn.) 0 (2 ot, pk); Messiah* 0, Wheaton (Ill.) 0 (2 ot, pk); Trinity (Tex.) 2, Puget Sound 1. **Semifinals:** Ohio Wesleyan 3, William Smith 0; Messiah* 0, Trinity (Tex.) 0 (2 ot, pk). **Championship:** Ohio Wesleyan 1, Messiah 0.

**Won on penalty kicks.*

Volleyball

DIVISION I

Photo by Jamie Schwabero/NCAA Photos

Southern California celebrates its conquest.

2002 Championship

Edited by: Keri Potts.

Highlights

Trojan Conquest: It took 21 years, but the Women of Troy returned to the championship throne. Southern California, winner of the inaugural championship in 1981, grabbed its second title with a 30-27, 23-30, 30-24, 30-26 victory over defending champion Stanford December 21.

The all-Pacific-10 Conference championship, the fifth in tournament history, gave Southern California and Stanford a chance to settle a score on neutral ground. The teams met twice during the regular season, with each winning a five-game match on the other's court.

For more, see the January 6, 2003, issue of The NCAA News at www.ncaa.org.

All-Tournament Team: The all-tournament team consisted of Southern California's Katie Olsovsky, April Ross and Keao Burdine; Stanford's Logan Tom and Ogonna Nnamani; and Hawaii's Kim Willoughby. Burdine was named the most outstanding player.

TOURNAMENT PERCENTAGE LEADERS

Player, Team	K	E	TA	*Pct.	SA	DG	BS
Emily Adams, Southern California	53	7	92	.500	3	16	7
Molly O'Brien, Northern Iowa	60	12	115	.417	2	17	0
Sara McGee, Stanford	63	17	111	.414	3	12	5
Melissa Elmer, Nebraska	39	8	75	.413	2	7	1
Lyndsey Hache, Pepperdine	48	11	92	.402	1	8	3
Ogonna Nnamani, Stanford	92	19	184	.397	0	19	6
Jennifer Joines, Pacific (Cal.)	40	8	81	.395	1	6	2
Amber Holquist, Nebraska	44	11	86	.384	0	3	2
Bing Sun, Louisville	37	8	77	.377	0	10	3
Nicole McCray, Florida	57	17	109	.367	1	13	7

LEGEND: *K (kills), E (errors), TA (total attempts), SA (service aces), DG (digs), BS (block solos).*

**Percentage is derived by subtracting errors from kills and dividing that remainder by total attempts. Minimum of 75 attempts to qualify.*

Results

FIRST ROUND

DECEMBER 6-AT SOUTHERN CALIFORNIA

San Diego	K	E	TA	Pct.	A	SA	DG	BS
Debra Robertson	5	5	16	.000	1	1	0	1
Lindsey Sherburne	1	1	3	.000	32	0	6	1
Devon Forster	12	8	34	.118	0	0	11	1
Brynne Young	0	0	0	.000	0	0	5	0
Kristen Hurst	8	2	19	.316	1	0	8	0
Noel Frohman	13	10	39	.077	0	0	12	0
Monica Peterson	0	0	0	.000	0	0	2	0
Lisa Gordon	2	0	6	.333	0	0	1	0
Bridget Merritt	0	1	1	-1.000	0	0	0	0
Allison Joyce	0	0	0	.000	0	0	2	0
Totals	41	27	118	.119	34	1	47	3

Southern California	K	E	TA	Pct.	A	SA	DG	BS
Toni Anderson	0	0	0	.000	19	0	3	0
Keao Burdine	9	3	26	.231	1	1	14	0
Emily Adams	9	2	14	.500	2	0	5	3
Alicia Robinson	2	2	6	.000	0	0	0	0
April Ross	3	2	20	.050	0	0	7	0
Katie Olsovsky	10	2	15	.533	2	1	3	1
Tracy Lindquist	0	0	0	.000	16	1	5	0
Julie Mariani	0	0	0	.000	0	0	0	0
Nicole Davis	0	0	0	.000	1	0	6	0
Bibiana Candelas	9	0	17	.529	0	0	1	0
Lauren Killian	6	1	15	.333	0	0	1	1
Totals	48	12	113	.319	41	3	45	5

San Diego	27	15	24
Southern California	30	30	30

Utah	K	E	TA	Pct.	A	SA	DG	BS
Brenda Beal	1	2	7	-.143	0	0	2	0
Kelsie Kartchner	3	2	8	.125	29	0	6	0
Sylva Strzinkova	9	5	38	.105	0	0	4	0
Sabine Schulz	4	0	12	.333	0	0	9	0
Kim Turner	16	3	29	.448	0	1	6	0
Lyndsey Phillips	5	2	12	.250	0	0	1	0
Jackie Morrill	0	0	0	.000	2	0	11	0
Shelly Hundley	1	2	6	-.167	0	0	0	0
Britt Whiting	1	1	4	.000	0	0	1	0
Tracy Neumeier	0	0	0	.000	1	0	0	0
Danielle Leichliter	0	0	1	.000	0	0	7	0
Taryn Horner	0	0	0	.000	0	0	0	0
Totals	40	17	117	.197	32	1	47	0

Texas A&M	K	E	TA	Pct.	A	SA	DG	BS
Melissa Munsch	10	5	24	.208	0	3	15	1
Lexy Beers	0	0	5	.000	40	1	5	0
Tara Pulaski	9	4	24	.208	2	4	1	0
Julia Rex	0	1	3	-.333	0	0	6	0
Laura Jones	12	3	23	.391	0	0	5	0
A.D. Achilefu	10	3	22	.318	0	2	11	0
Carol Price	6	3	18	.167	0	1	1	0
Beth Skypala	0	0	0	.000	0	0	0	0
Kelly Smalley	0	0	0	.000	0	0	0	0
Rebecca Wynalda	0	0	0	.000	0	0	8	0
Totals	47	19	119	.235	42	11	52	1

Utah	29	27	15
Texas A&M	31	30	30

DECEMBER 7-AT NOTRE DAME

George Mason	K	E	TA	Pct.	A	SA	DG	BS
Natalia Porosa	11	2	19	.474	1	0	11	0
Shelbylynn McBride	7	4	14	.214	1	0	1	0
Aline Pereira	13	10	42	.071	1	0	2	0
Amy Falk	7	2	17	.294	0	0	1	0
Jesica Umansky	4	2	8	.250	37	0	2	0
Milena Racic	3	3	14	.000	0	1	3	1
Alison Phillips	0	0	0	.000	0	0	0	0
Niki Bernardes	0	0	0	.000	0	0	0	0
Shauna Ford	0	0	0	.000	0	0	0	0
Totals	45	23	114	.193	40	1	20	1

Michigan St.	K	E	TA	Pct.	A	SA	DG	BS
Kyla Smith	6	5	19	.053	3	3	5	1
Nikki Colson	2	0	2	1.000	41	1	10	0
Jenny Rood	5	1	10	.400	0	0	0	1
Megan Wallin	9	0	12	.750	0	1	1	1
Kim Schram	13	4	25	.360	1	0	1	0
Stephanie Knopp	0	0	2	.000	0	1	8	0
Angela Morley	15	1	21	.667	0	0	5	0

Michigan St.	K	E	TA	Pct.	A	SA	DG	BS
Caroline Belich	0	0	0	.000	0	0	0	0
Emily Engel	0	0	0	.000	0	0	0	0
Marley Bellwood	0	0	0	.000	0	0	2	0
Emmy Miller	0	0	0	.000	0	0	4	0
Totals	50	11	91	.429	45	6	36	3

George Mason	28	13	21
Michigan St.	30	30	30

Col. of Charleston	K	E	TA	Pct.	A	SA	DG	BS
Tara Greene	21	9	49	.245	7	0	14	0
Alisa Long	11	6	33	.152	0	0	2	0
Mary Sabatino	8	2	19	.316	58	2	11	0
Shawn Beckham	11	3	30	.267	0	1	4	1
Rebecca Wieters	9	6	27	.111	0	0	0	0
Stephanie Ballard	10	6	35	.114	1	2	14	0
Sara Davis	1	0	3	.333	1	0	13	0
Elizabeth Gury	0	1	2	-.500	2	0	7	0
Becca Shaw	1	0	1	1.000	0	0	0	0
Totals	72	33	199	.196	69	5	65	1

Notre Dame	K	E	TA	Pct.	A	SA	DG	BS
Emily Loomis	19	5	46	.304	4	0	6	1
Jessica Kinder	10	2	28	.286	1	4	21	1
Lauren Kelbley	13	2	31	.355	0	1	3	1
Kristen Kinder	6	3	10	.300	53	0	8	0
Keara Coughlin	0	0	0	.000	0	0	5	0
Lauren Brewster	7	6	21	.048	1	0	2	2
Kelly Burrell	0	0	0	.000	4	0	0	0
Meg Henican	0	0	0	.000	3	0	23	0
Janie Alderete	0	0	0	.000	0	0	3	0
Katie Neff	13	2	29	.379	0	0	6	0
Totals	68	20	165	.291	66	5	77	5

Col. of Charleston	23	24	30	27
Notre Dame	30	30	28	30

DECEMBER 5-AT PEPPERDINE

Cal Poly	K	E	TA	Pct.	A	SA	DG	BS
Worthy Lien	7	3	21	.190	1	0	1	1
Kristen O'Halloran	7	3	18	.222	1	0	3	0
Errin Benesh	0	0	0	.000	0	0	0	0
Carly O'Halloran	2	2	12	.000	24	1	2	0
Jessica Diepersloot	5	4	15	.067	0	0	3	0
Molly Duncan	7	7	29	.000	1	0	5	0
Lindsey Martin	4	3	11	.091	0	0	0	0
Lindsay Ellington	0	0	0	.000	0	0	1	0
Gwen Hubbard	0	0	2	.000	0	0	13	0
Kayla Mulder	0	0	0	.000	0	0	0	0
Totals	32	22	108	.093	27	1	28	1

Pepperdine	K	E	TA	Pct.	A	SA	DG	BS
Lindsey Hache'	11	1	15	.667	1	0	2	1
Katie Wilkins	13	1	23	.522	0	2	4	0
Breegan Mulligan	8	2	19	.316	4	1	11	0
Melissa Mehlhorn	0	0	1	.000	5	0	0	0
Stacy Rouwenhorst	11	2	19	.474	1	1	5	1
Paola Rodriguez	3	0	5	.600	38	1	7	0
Christina Hinds	0	0	0	.000	0	0	14	0
Katy Daly	3	0	5	.600	0	0	3	0
Kristen Shultz	0	0	1	.000	0	0	2	0
Brie Harris	6	1	13	.385	0	0	2	0
Totals	55	7	101	.475	49	5	50	2

Cal Poly	19	16	19
Pepperdine	30	30	30

UCLA	K	E	TA	Pct.	A	SA	DG	BS
Brittany Ringel	8	4	21	.190	0	0	7	0
Nancy Barba	4	1	8	.375	0	0	1	0
Haley Jorgensborg	0	0	0	.000	17	1	4	0
Stacey Lee	0	0	0	.000	0	0	0	0
Cira Wright	9	3	14	.429	2	0	4	1
Brynn Murphy	9	3	18	.333	0	1	0	1
Krystal McFarland	2	0	3	.667	24	0	3	1
Lauren Fendrick	9	3	28	.214	0	3	9	1
Heather Cullen	10	4	23	.261	1	3	2	0
Chrissie Zartman	0	0	2	.000	3	0	12	0
Totals	51	18	117	.282	47	8	42	4

Long Beach St.	K	E	TA	Pct.	A	SA	DG	BS
Kelsey Young	1	5	8	-.500	3	0	7	0
Heather Laudato	0	0	0	.000	0	0	5	0
Jen Bowman	0	0	0	.000	1	0	1	0
Brittany Hochevar	2	0	10	.200	38	0	5	0
Tracy Bulquerin	0	0	2	.000	0	0	2	0
Lindsay Phillips	10	9	31	.032	0	0	6	1
Kessie Doering	9	2	18	.389	1	1	1	1
Erika Chidester	6	3	14	.214	0	0	1	0
Sara Kroneberger	0	0	0	.000	0	0	6	0
Elisha Thomas	15	5	31	.323	0	1	5	1
Totals	43	24	114	.167	43	2	39	3

UCLA	30	30	30
Long Beach St.	25	27	21

DECEMBER 6-AT UC SANTA BARB.

California	K	E	TA	Pct.	A	SA	DG	BS
Caity Noonan	3	1	7	.286	64	0	7	2
Alicia Powers	7	2	17	.294	1	1	7	0
Jenna Brown	15	2	28	.464	1	0	6	1
Mia Jerkov	25	4	52	.404	0	1	13	1
Camille Leffall	15	1	21	.667	0	0	0	0
Leah Young	9	5	28	.143	2	0	2	0
Lisa Collette	0	0	0	.000	1	0	0	0
Alexis Kollias	0	0	0	.000	0	0	1	0
Ashleigh Turner	0	0	0	.000	0	2	4	0
Jenna Grigsby	0	0	0	.000	0	0	1	0
Totals	74	15	153	.386	69	4	41	4

Santa Clara	K	E	TA	Pct.	A	SA	DG	BS
Alyssa Lantz	11	7	25	.160	0	1	6	0
Kelli Sousa	2	0	3	.667	50	1	7	0
Cassie Perret	8	5	30	.100	0	1	2	1
Becky Potter	22	6	41	.390	0	0	9	0
Cindy Hirsch	0	0	1	.000	1	0	9	0
Megan Johnston	7	0	15	.467	1	0	5	0
Amy Grabill	0	0	0	.000	0	0	0	0
Becky Biniek	10	3	22	.318	0	0	0	0
Chrissy Hirsch	0	0	0	.000	0	0	18	0
Totals	60	21	137	.285	52	3	56	1

California	19	30	30	30
Santa Clara	30	20	22	20

Fresno St.	K	E	TA	Pct.	A	SA	DG	BS
Whitney Arena	1	0	3	.333	53	0	12	0
Carrie Hartt	16	10	51	.118	0	0	4	0
Heather Farr	0	0	0	.000	1	1	3	0
Kristen Fenton	16	4	57	.211	0	0	12	1
Christy Burnett	6	8	29	-.069	0	0	18	0
Java Johnson	21	9	43	.279	1	1	5	4
Taneisha Tilque	2	7	22	-.227	0	0	3	0
Tina Brennan	1	0	2	.500	0	0	27	0
La'akea Campbell	0	0	0	.000	0	0	1	0
Totals	63	38	207	.121	55	2	85	5

UC Santa Barb.	K	E	TA	Pct.	A	SA	DG	BS
Megan Blackshire	3	0	11	.273	0	0	5	0
Courtney Guerra	9	4	37	.135	0	1	11	1
Erica Menzel	19	5	40	.350	1	0	16	1
Francina Edmonds	9	1	21	.381	1	1	3	0
Danielle Bauer	17	8	56	.161	1	3	13	1
Brooke Niles	3	0	11	.273	52	0	13	0
Quinn Dibble	0	0	0	.000	0	0	1	0
Kristin Nelson	0	0	0	.000	1	0	18	0
Niki Carroll	1	4	8	-.375	0	0	2	0
Totals	61	22	184	.212	56	5	82	3

Fresno St.	20	30	21	26
UC Santa Barb.	30	28	30	30

DECEMBER 6-AT FLORIDA

UCF	K	E	TA	Pct.	A	SA	DG	BS
Leyre Santaelle Sant	5	5	18	.000	0	0	4	0
Tanya Jarvis	6	3	13	.231	0	0	3	0
Amanda Stoutjesdyk	5	2	14	.214	0	0	1	0
Chaz Arah	6	2	11	.364	0	1	0	0
Emily Watts	5	4	18	.056	2	0	1	0
Jenny Frank	4	3	10	.100	23	0	4	0
Kristen Dell	0	1	1	-1.000	0	0	0	0
Lindsey Whalen	0	0	0	.000	1	0	4	0
Michelle Spaleta	0	0	0	.000	0	0	1	0
Totals	31	20	85	.129	26	1	18	0

Florida	K	E	TA	Pct.	A	SA	DG	BS
Michelle Chatman	3	3	10	.000	0	2	5	0
Aury Cruz	14	3	25	.440	0	2	11	0
Benavia Jenkins	12	0	13	.923	0	0	3	0
Nicole McCray	9	1	13	.615	0	1	1	0
Lauren Moscovic	4	0	7	.571	36	1	10	0
Jacque Robinson	6	3	13	.231	1	1	2	0
Sherri Williams	1	1	2	.000	0	0	0	0
Rachel Engel	0	0	0	.000	0	0	0	0
Ellen Rehme	0	1	1	-1.000	0	0	0	0
Jen Mandes	0	0	0	.000	1	0	1	0
Taylor Williams	0	0	0	.000	0	0	0	0
Jane Collymore	0	0	0	.000	0	0	0	0
Totals	49	12	84	.440	38	7	33	0

UCF	14	20	21
Florida	30	30	30

Florida St.	K	E	TA	Pct.	A	SA	DG	BS
Jennifer Anderson	1	3	5	-.400	33	0	7	0
Kristin Frye	7	6	22	.045	0	0	6	0
Aisha Carr	8	4	19	.211	0	0	0	0
Alex Sevillano	5	7	24	-.083	1	0	3	0
Erica Bunch	12	7	30	.167	0	0	2	0
Dawn Hough	5	3	13	.154	0	2	2	1
Kameelah Omar	0	0	0	.000	0	0	2	0
Cerina Pele	0	0	0	.000	0	0	7	0

Florida St.	K	E	TA	Pct.	A	SA	DG	BS
Jennifer Orlowski	0	0	0	.000	0	0	1	0
Totals	38	30	113	.071	34	2	30	1

South Fla.	K	E	TA	Pct.	A	SA	DG	BS
Alessandra Domingos	2	0	6	.333	37	0	8	0
Shameka Mitchell	7	2	13	.385	0	0	6	0
Corinne Walsh	1	2	5	-.200	1	0	1	1
Jolene Patton	10	3	19	.368	1	0	6	0
Michelle Collier	18	7	36	.306	0	5	9	1
Bonnye Glover	2	2	7	.000	0	1	3	0
Rachel Jobes	3	2	9	.111	0	1	1	0
Maryann Mooney	0	0	0	.000	0	0	6	0
Leonie Muller	0	0	0	.000	1	0	1	0
Totals	43	18	95	.263	40	7	41	2

Florida St.	21	19	28
South Fla.	30	30	30

DECEMBER 6-AT PENN ST.

Manhattan	K	E	TA	Pct.	A	SA	DG	BS
Bridgett Geddes	8	1	20	.350	34	0	5	0
Goedele Van Cauteren	17	8	37	.243	16	2	9	0
Marija Pfeifer	5	1	17	.235	0	0	3	0
Krista Thorsen	2	2	11	.000	1	1	3	0
Lauren Belcher	9	10	26	-.038	1	0	3	1
Amy O'Dorisio	13	8	39	.128	1	1	9	0
Allison O'Neill	1	0	1	1.000	0	0	0	0
Ashley Davis	0	0	0	.000	0	0	1	0
Jaime Pavel	0	0	1	.000	2	0	17	0
Megan O'Dorisio	3	1	15	.133	1	0	7	0
Lauryn McKinney	0	0	0	.000	0	0	0	0
Jacqueline Leon	0	0	2	.000	0	0	1	0
Totals	58	31	169	.160	56	4	58	1

Temple	K	E	TA	Pct.	A	SA	DG	BS
Margaret Majewska	5	2	15	.200	0	1	11	0
Liu Shu	19	4	38	.395	6	0	8	0
Alison Runk	4	2	13	.154	67	3	10	0
Xu Yun	24	9	48	.312	0	0	7	1
Yamit Haba	13	4	33	.273	1	0	17	1
Charity Hill	11	1	20	.500	0	0	3	1
Solana Lee	0	0	0	.000	1	0	9	0
Liu Zhen Jia	0	0	0	.000	0	0	1	0
Totals	76	22	167	.323	75	4	66	3

Manhattan	32	21	15	31
Temple	30	30	30	33

Pennsylvania	K	E	TA	Pct.	A	SA	DG	BS
Cara Thomason	5	4	20	.050	0	0	7	0
Michelle Kauffman	10	1	17	.529	0	1	1	1
Heather Janssen	6	2	27	.148	0	0	2	1
Meghan Schloat	0	0	3	.000	20	0	7	0
Elisa. Kwak-Hefferan	6	2	25	.160	0	0	13	0
Stacey Carter	3	3	18	.000	4	0	6	0
Lynzy Caton	1	1	3	.000	0	0	0	0
Kai Gonsorowski	0	0	1	.000	3	0	1	0
Elizabeth Watty	0	0	0	.000	1	0	13	0
Lauren Carter	0	1	3	-.333	1	0	0	0
Totals	31	14	117	.145	29	1	50	2

Penn St.	K	E	TA	Pct.	A	SA	DG	BS
Syndie Nadeau	12	1	24	.458	2	2	8	0
Tabitha Eshleman	0	0	2	.000	0	0	5	0
Mishka Levy	6	1	10	.500	1	0	1	0
Sam Tortorello	5	1	7	.571	48	2	9	0
Cara Smith	9	2	26	.269	0	0	2	0
Robyn Guokas	2	3	7	-.143	0	0	2	0
Jessica Hayden	0	0	0	.000	0	1	0	0
Tina Huisenga	0	0	0	.000	0	0	0	0
Kaleena Walters	0	0	0	.000	2	0	18	0
Erin Iceman	7	2	15	.333	0	1	16	0
Ashley Pederson	16	3	34	.382	1	0	3	0
Totals	57	13	125	.352	54	6	64	0

Pennsylvania	23	10	26
Penn St.	30	30	30

DECEMBER 6-AT KANSAS ST.

Oral Roberts	K	E	TA	Pct.	A	SA	DG	BS
Becky Brunelle	5	2	19	.158	1	0	7	0
Patricia Menezes	12	3	23	.391	1	0	6	0
Anna Moreno	1	1	6	.000	28	1	1	0
Ivana Placko	2	2	10	.000	0	0	3	2
April Syko	9	5	28	.143	0	0	7	0
Celeste Jones	2	5	11	-.273	0	0	3	1
Mirela Basic	0	0	0	.000	0	0	0	0
Keri Meyerson	0	0	0	.000	0	0	0	0
Becky Dreher	0	0	0	.000	0	0	15	0
Belen Oaxaca	0	0	1	.000	0	0	0	0
Totals	31	18	98	.133	30	1	42	3

Washington St.	K	E	TA	Pct.	A	SA	DG	BS
Brenn Larson	2	2	7	.000	36	2	7	0
Adrian Hankoff	9	1	20	.400	2	2	6	2
Holly Harris	4	3	14	.071	1	0	3	0

Washington St.	K	E	TA	Pct.	A	SA	DG	BS
Chelsie Schafer	11	1	27	.370	1	1	5	0
Victoria Prince	10	3	14	.500	0	2	0	0
LaToya Harris	11	7	28	.143	0	4	9	0
Ance Auzina	1	0	1	1.000	0	0	0	0
Kortney Jamtaas	1	0	1	1.000	1	0	11	0
Megan Camp	0	0	0	.000	0	0	0	0
Alison Billingsley	0	0	0	.000	0	0	0	0
Totals	49	17	112	.286	41	11	41	2

Oral Roberts	26	17	21
Washington St.	30	30	30

Michigan	K	E	TA	Pct.	A	SA	DG	BS
Katrina Lehman	8	2	19	.316	1	0	3	1
Jennifer Gandolph	7	3	19	.211	2	0	14	0
Nicole Poquette	11	1	17	.588	2	0	13	1
Lisa Gamalski	5	2	9	.333	40	1	4	0
Carrie Ritchie	3	3	13	.000	0	1	7	0
Erin Moore	8	5	33	.091	1	0	7	2
Lindsay Dern	0	0	0	.000	0	0	0	0
Laura Ryback	0	0	0	.000	0	0	1	0
Chantel Reedus	11	5	26	.231	0	0	2	0
Alicia Boswell	0	0	0	.000	0	0	0	0
Sarah Allen	0	0	0	.000	0	0	6	0
Totals	53	21	136	.235	46	2	57	4

Kansas St.	K	E	TA	Pct.	A	SA	DG	BS
Lauren Goehring	16	5	28	.393	0	1	1	1
Lisa Martin	11	1	21	.476	0	0	1	0
Jennifer Pollard	11	2	30	.300	0	0	8	1
Katie Stanzel	4	2	15	.133	0	1	2	0
Gabby Guerre	6	2	19	.211	45	1	7	1
Cari Jensen	8	4	24	.167	0	0	9	0
Jami Sleichter	0	0	0	.000	0	1	0	0
Laura Downey-Wallace	0	0	0	.000	3	0	22	0
Kris Jensen	0	0	0	.000	0	1	9	0
Totals	56	16	137	.292	48	5	59	3

Michigan	26	25	33
Kansas St.	30	30	35

DECEMBER 6-AT NORTHERN IOWA

Northwestern	K	E	TA	Pct.	A	SA	DG	BS
Kelli Meyer	10	2	21	.381	3	0	2	1
Christie Gardner	15	8	38	.184	2	0	10	0
Sarah Ballog	9	2	21	.333	1	0	3	0
Drew Robertson	2	2	8	.000	56	0	9	1
Erika Lange	14	8	30	.200	0	0	1	5
Iwona Lodzik	19	5	42	.333	0	3	11	0
Lizzie Carlson	0	0	0	.000	1	0	15	0
Cassie McKnight	0	1	2	-.500	0	0	4	0
Lindsay Pavlik	0	0	0	.000	0	0	1	0
Totals	69	28	162	.253	63	3	56	7

Missouri	K	E	TA	Pct.	A	SA	DG	BS
Lindsey Hunter	2	1	5	.200	64	0	6	0
Shen Danru	23	7	56	.286	0	2	11	0
Lisa Boyd	5	4	15	.067	1	0	2	0
Lindsey Noll	8	0	12	.667	0	1	2	0
Cristi Myers	7	5	22	.091	0	1	2	1
Mary Lauren Smith	28	9	53	.358	0	0	2	0
Chrissy Elder	0	0	0	.000	1	0	4	0
Juliana Godoi	0	0	0	.000	0	0	10	0
Sara Parks	0	0	1	.000	2	0	16	0
Jenny Duitsman	1	0	3	.333	0	0	1	0
Totals	74	26	167	.287	68	4	56	1

Northwestern	30	20	29	38
Missouri	25	30	31	40

Wis.-Milwaukee	K	E	TA	Pct.	A	SA	DG	BS
Sarah Potts	15	6	42	.214	2	0	7	0
Lindsey Spoden	7	0	13	.538	39	0	6	0
Karen Fruit	5	2	23	.130	4	1	7	0
Rachel Kuebbing	5	5	16	.000	1	0	1	0
Larissa Cartanach	9	3	29	.207	1	1	2	0
Tari Boutin	12	11	32	.031	2	1	12	0
Gina Petersen	0	0	1	.000	0	0	3	0
Kristen Krubsack	0	0	0	.000	0	0	3	0
Robin Alt	0	0	2	.000	0	0	0	0
Totals	53	27	158	.165	49	3	41	0

Northern Iowa	K	E	TA	Pct.	A	SA	DG	BS
Rachael Tink	5	4	12	.083	2	1	4	0
Kim Kester	14	5	33	.273	4	1	19	0
Jill Arganbright	6	0	12	.500	54	1	8	0
Molly O'Brien	28	2	43	.605	1	0	5	0
Shari Vermeer	10	3	16	.438	2	0	1	1
Michelle Burvee	8	7	26	.038	2	0	8	0
Miranda Weber	0	0	0	.000	1	0	19	0
Jessi Worrell	0	0	0	.000	0	0	0	0
Abby Lemek	0	1	1	-1.000	1	0	4	0
Totals	71	22	143	.343	67	3	68	1

Wis.-Milwaukee	18	15	30	27
Northern Iowa	30	30	26	30

DECEMBER 6-AT NEBRASKA

Tenn.-Martin	K	E	TA	Pct.	A	SA	DG	BS
Lindsey Vicknair	3	1	8	.250	19	0	5	0
Heather Kea	4	4	13	.000	0	0	5	0
Natalie Klevan	2	4	14	-.143	0	0	3	0
Lindsey Stock	1	2	7	-.143	0	0	2	1
Jamie Fitzwater	3	5	18	-.111	1	0	3	0
Rachel Ahlers	3	3	18	.000	0	0	1	0
Maribeth Hanneman	0	0	0	.000	0	0	0	0
Stefanie Dubach	0	0	0	.000	0	0	12	0
Diana Foster	1	0	1	1.000	0	0	0	0
Leigh Reiniche	5	6	23	-.043	1	0	2	0
Rebecca Palmer	0	0	0	.000	0	0	0	0
Stephanie Bauer	1	1	3	.000	1	0	7	0
Totals	23	26	105	-.029	22	0	40	1

Nebraska	K	E	TA	Pct.	A	SA	DG	BS
Greichaly Cepero	7	1	13	.462	37	0	2	1
Amber Holmquist	8	1	17	.412	0	0	1	1
Melissa Elmer	11	0	16	.688	0	1	2	1
Laura Pilakowski	10	2	19	.421	0	0	5	0
Anna Schrad	5	0	9	.556	2	0	10	1
Jennifer Saleaumua	5	4	13	.077	0	2	6	2
Michelle Lynch	0	0	2	.000	2	2	0	0
Lindsay Wischmeier	0	0	0	.000	3	0	13	0
Jenae Dowling	0	0	0	.000	0	0	1	0
Ally Rebholz	3	3	12	.000	0	0	4	0
Sara Westling	3	1	8	.250	2	0	2	0
Totals	52	12	109	.367	46	5	46	6

Tenn.-Martin	12	17	14
Nebraska	30	30	30

Arizona St.	K	E	TA	Pct.	A	SA	DG	BS
Juliana Escobar	23	6	45	.378	2	2	26	2
Natalie Harris	16	10	36	.167	6	0	8	0
Julia Leddy	22	3	38	.500	0	0	3	1
Kim Mehlhorn	17	7	52	.192	0	0	2	2
Cheryl Anglin	2	3	8	-.125	70	1	19	0
Jodi Smith	11	6	25	.200	0	0	3	0
Mandy Stephens	0	0	3	.000	0	0	1	0
Courtney Blocher	0	1	1	-1.00	1	1	14	0
Fernanda Habiger	2	1	7	.143	8	0	2	0
Brittany Arnett	0	0	0	.000	0	0	20	0
Totals	93	37	215	.260	87	4	98	5

Cincinnati	K	E	TA	Pct.	A	SA	DG	BS
Laura Lauder	1	0	7	.143	57	0	1	0
Julie Dupont	25	6	58	.328	0	0	15	0
Bonita Wise	16	5	44	.250	0	0	11	0
Maddie Barron	0	0	0	.000	1	1	8	0
Trish Ladusaw	12	3	44	.205	2	0	20	1
Leslie Newell	9	3	25	.240	1	1	4	1
Rachel Torblaa	8	3	25	.200	1	0	1	0
Ashley Grooms	0	0	0	.000	0	0	0	0
Lindsey Garrison	0	0	0	.000	0	0	6	0
Totals	71	20	203	.251	62	2	66	2

Arizona St.	35	30	27	19	15
Cincinnati	33	20	30	30	10

DECEMBER 6-AT WISCONSIN

Duke	K	E	TA	Pct.	A	SA	DG	BS
Meghan Brown	0	0	0	.000	0	0	0	0
Rachel Vander Griend	6	4	26	.077	0	1	3	0
Sarah Salem	2	4	20	-.100	0	0	7	0
Jill Sonne	3	7	26	-.154	2	1	7	1
Stephanie Istvan	0	0	1	.000	10	3	8	0
Katie Gilman	9	7	29	.069	0	1	4	0
Arielle Linderman	1	2	7	-.143	8	0	1	0
Josie Weymann	0	1	1	-1.000	1	0	14	0
Krista Dill	4	4	25	.000	0	0	0	0
Erin Noble	0	0	0	.000	0	0	0	0
Tassy Rufai	0	0	1	.000	0	0	0	0
Totals	25	29	136	-.029	21	6	53	1

Miami (Fla.)	K	E	TA	Pct.	A	SA	DG	BS
Mallorey James	3	1	8	.250	37	0	8	0
Marcela Gamarra	15	4	41	.268	1	2	9	1
Valeria Tipiana	8	5	24	.125	3	0	14	0
Robin Lewullis	2	4	15	-.133	0	0	3	0
Karla Johnson	5	1	16	.250	0	0	1	1
Elizabeth Tyson	14	5	34	.265	1	0	13	0
Christina Hernandez	0	0	0	.000	1	0	2	0
Carrie Frash	0	0	0	.000	0	0	1	0
Jamie Grass	0	0	0	.000	0	0	19	0
Totals	47	20	138	.196	43	2	70	2

Duke	25	18	20
Miami (Fla.)	30	30	30

Alabama A&M	K	E	TA	Pct.	A	SA	DG	BS
Freah Williams	0	1	2	-.500	0	0	2	0
Princess Dixson	3	1	7	.286	18	1	5	1
Kneckie Stallsworth	8	6	19	.105	1	0	2	0
Alex Brazelton	4	3	11	.091	0	0	7	0

Alabama A&M	K	E	TA	Pct.	A	SA	DG	BS
Lutasha Bradley	5	1	9	.444	0	0	0	2
Megan Chatman	1	5	9	-.444	0	0	0	0
Tameeka Thompson	0	0	0	.000	0	0	1	0
Phyllis Hetie	2	2	9	.000	0	0	1	2
Natasha Townsend	0	0	1	.000	0	0	1	0
Keia Odle	0	2	2	-1.000	0	0	1	0
Tiersen Davis	0	1	1	-1.000	0	0	0	0
Totals	23	22	70	.014	19	1	20	5

Wisconsin	K	E	TA	Pct.	A	SA	DG	BS
Jill Odenthal	12	2	18	.556	0	0	0	0
Lori Rittenhouse	0	1	1	-1.000	0	0	0	0
Amy Hultgren	7	1	12	.500	0	0	0	0
Erin Byrd	8	1	17	.412	0	2	4	0
Morgan Shields	2	2	4	.000	37	2	1	0
Sheila Shaw	7	1	14	.429	0	0	0	0
Lauren Ford	2	1	3	.333	0	0	0	0
Lisa Zukowski	0	0	0	.000	1	0	9	0
Marian Weidner	5	1	9	.444	0	1	1	0
Korie Gardner	0	0	1	.000	0	2	5	0
Jill Maier	0	0	0	.000	0	1	2	0
Totals	43	10	79	.418	38	8	22	0

Alabama A&M	17	13	15
Wisconsin	30	30	30

DECEMBER 5-AT NORTH CAROLINA

Winthrop	K	E	TA	Pct.	A	SA	DG	BS
Jennifer Pritchard	2	3	22	-.045	0	0	1	2
Parris Odette	1	1	11	.000	27	0	10	0
Erin Gjernes	0	0	0	.000	0	0	12	0
Anna Vagstad	4	0	14	.286	0	0	2	0
Logan Pierce	13	13	47	.000	0	1	10	0
Lindsey Remmers	5	6	19	-.053	0	0	1	1
Mary Hock	8	5	31	.097	0	3	3	0
Beth Waggoner	0	0	0	.000	0	0	7	0
Amy Coccia	0	0	0	.000	4	0	9	0
Chelse Doubler	0	0	0	.000	0	0	0	0
Totals	33	28	144	.035	31	4	55	3

North Carolina	K	E	TA	Pct.	A	SA	DG	BS
Malaika Underwood	9	4	21	.238	2	1	3	0
Eve Rackham	7	3	17	.235	33	0	6	0
Molly Pyles	3	2	23	.043	1	2	19	1
Laura Greene	8	6	25	.080	4	0	19	0
Aletha Green	6	2	13	.308	0	0	3	0
Holly Strauss	12	3	28	.321	1	0	2	1
Dani Nyenhuis	0	0	0	.000	1	1	2	0
Jayme Mitchell	0	0	0	.000	0	0	3	0
Caroline deRoeck	0	0	1	.000	1	0	12	0
Katie Wright	2	0	2	1.000	0	0	0	0
Totals	47	20	130	.208	43	4	69	2

Winthrop	24	20	18
North Carolina	30	30	30

American	K	E	TA	Pct.	A	SA	DG	BS
Cutrina Biddulph	4	8	15	-.267	0	0	1	0
Sabrina Vasconcelos	2	1	6	.167	40	0	3	0
Natacha Cornaz	11	3	20	.400	1	1	5	0
Judit Szekelyhidi	5	7	21	-.095	1	3	8	0
Daria Bobko	1	2	5	-.200	1	0	2	0
Karla Kucerkova	28	11	57	.298	0	0	6	1
Jennifer Cosco	0	0	0	.000	0	0	0	0
Jessica Tuthill	0	0	0	.000	1	1	4	0
Erin Allgaier	0	0	0	.000	0	0	0	0
Natalie Hand	0	0	0	.000	0	0	10	0
Catherine Fluegeman	3	2	9	.111	0	0	0	0
Courtney Mulford	1	1	3	.000	7	0	3	0
Totals	55	35	136	.147	51	5	42	1

South Carolina	K	E	TA	Pct.	A	SA	DG	BS
Sarah Morgan	8	2	19	.316	1	3	2	0
Sam Alban	6	5	18	.056	1	0	3	0
Berna Dwyer	10	2	18	.444	0	1	3	3
Megan Hosp	3	2	11	.091	46	0	7	1
Niece Curry	18	1	22	.773	1	1	5	1
Cally Plummer	13	5	34	.235	0	0	4	1
Yajaira Cadet	0	0	0	.000	2	0	11	0
Nadia Sefferovich	0	0	0	.000	0	1	2	0
Bridget White	0	0	0	.000	0	0	1	0
Totals	58	17	122	.336	51	6	38	6

American	10	28	30	19
South Carolina	30	30	23	30

DECEMBER 5-AT HAWAII

Colorado St.	K	E	TA	Pct.	A	SA	DG	BS
Tess Rogers	9	10	28	-.036	1	2	3	0
Melissa Courtney	1	1	8	.000	52	2	5	0
Becky Sarauer	12	5	29	.241	3	1	13	0
Katie Jo Shirley	12	3	25	.360	3	0	11	0
Michelle Knox	19	4	31	.484	1	0	6	0
Andreya Downs	12	9	30	.100	0	2	2	0
Casey Bauer	0	0	0	.000	0	0	1	0

Colorado St.	K	E	TA	Pct.	A	SA	DG	BS
Lindsey Kerr	0	0	0	.000	0	0	11	0
Totals	65	32	151	.219	60	7	52	0

Washington	K	E	TA	Pct.	A	SA	DG	BS
Alexis McDonald	10	1	15	.600	0	0	0	1
Paige Benjamin	23	6	52	.327	1	1	6	0
Gretchen Maurer	4	2	7	.286	51	0	4	0
Kara Bjorklund	7	2	18	.278	0	1	3	0
Jessica Veris	5	2	17	.176	0	2	4	0
Sanja Tomasevic	16	6	38	.263	1	1	12	0
Libba Lawrence	0	0	0	.000	1	0	2	0
Elissa Ross	1	0	1	1.000	0	0	0	0
Candace Lee	0	0	0	.000	3	0	7	0
Danka Danicic	0	0	0	.000	1	2	2	0
Totals	66	19	148	.318	58	7	40	1

Colorado St.	30	25	22	27
Washington	26	30	30	30

Western Ky.	K	E	TA	Pct.	A	SA	DG	BS
Amanda Cecil	4	5	19	-.053	0	1	11	0
Ashly Miller	0	0	0	.000	0	0	5	0
Amanda Schiff	11	3	32	.250	0	1	1	0
Cynda Derbort	1	2	13	-.077	0	1	1	0
Sara Noe	0	0	2	.000	34	0	4	0
Crystal Towler	12	4	24	.333	0	0	1	0
Erica Ringger	0	0	0	.000	0	0	0	0
Abby Borror	0	1	2	-.500	0	0	3	0
Tracy May	0	1	1	-1.000	1	0	15	0
Jessie Wagner	8	7	30	.033	0	0	1	0
Totals	36	23	123	.106	35	3	42	0

Hawaii	K	E	TA	Pct.	A	SA	DG	BS
Margaret Vakasausau	0	0	0	.000	19	0	3	0
Kim Willoughby	11	6	24	.208	2	4	7	1
Hedder Ilustre	0	0	0	.000	1	2	7	0
Lily Kahumoku	17	6	44	.250	0	0	8	0
Maja Gustin	9	0	16	.562	1	0	4	0
Lauren Duggins	8	0	14	.571	0	0	5	1
Susie Boogaard	3	1	5	.400	0	0	2	0
Jennifer Carey	0	0	4	.000	22	0	0	0
Melissa Villaroman	0	0	0	.000	2	0	13	0
Nohea Tano	2	0	6	.333	1	0	1	0
Totals	50	13	113	.327	48	6	50	2

Western Ky.	18	25	21
Hawaii	30	30	30

DECEMBER 5-AT MINNESOTA

New Hampshire	K	E	TA	Pct.	A	SA	DG	BS
Anne Davis	1	2	8	-.125	48	0	8	0
Alyson Coler	15	9	46	.130	0	0	11	0
Erin Ludwig	4	3	16	.062	0	0	3	0
Lauren Knight	11	5	27	.222	0	1	5	0
Amy Dai	13	4	36	.250	0	0	3	0
Natasha Otte	7	2	16	.312	0	0	3	1
Jen Williams	0	0	3	.000	2	0	10	0
Sasha Scott	1	1	5	.000	1	0	16	0
Karen Harrington	0	0	0	.000	0	0	0	0
Chelsea Hammer	1	1	9	.000	0	0	0	0
Erin Walker	0	1	2	-.500	0	0	0	0
Totals	53	28	168	.149	51	1	59	1

Minnesota	K	E	TA	Pct.	A	SA	DG	BS
Lindsey Vander Well	5	1	8	.500	50	1	15	1
Trisha Bratford	12	4	29	.276	1	1	7	0
Jessica Byrnes	13	2	22	.500	2	0	3	0
Cassie Busse	18	0	39	.462	0	1	14	3
Erin Martin	16	6	39	.256	0	1	9	0
Lisa Axel	1	0	1	1.000	1	0	14	0
Lisa Reinhart	0	0	0	.000	0	0	6	0
Bethany Brafford	5	3	12	.167	6	0	0	1
Paula Gentil	0	0	1	.000	3	0	8	0
Kelli Wicks	0	0	0	.000	0	0	0	0
Totals	70	16	151	.358	63	4	76	5

New Hampshire	18	30	17	21
Minnesota	30	28	30	30

Florida A&M	K	E	TA	Pct.	A	SA	DG	BS
Fiorella Aita Junek	8	6	24	.083	4	1	9	0
Mariel Portocarrero	1	1	3	.000	35	0	4	0
Giulianna Velorio	0	2	2	-1.000	0	0	0	0
Andreina Ruiz	10	8	31	.065	0	0	6	0
Shavonne Newsome	5	4	12	.083	1	1	3	0
Adriana Kostadinova	16	6	37	.270	1	0	5	0
Ivelina Petkova	0	0	0	.000	0	0	0	0
Ursula Jara	1	2	10	-.100	1	0	5	0
Anisha Nicholson	1	0	1	1.000	0	0	10	0
Totals	42	29	120	.108	42	2	42	0

Georgia Tech	K	E	TA	Pct.	A	SA	DG	BS
Lynnette Moster	12	4	31	.258	0	6	4	0
Jayme Gergen	10	2	18	.444	1	0	3	0

Georgia Tech	K	E	TA	Pct.	A	SA	DG	BS
Keight Vincent	0	0	0	.000	0	0	2	0
Laura Kuhn	6	2	15	.267	2	0	1	1
Alexandra Preiss	11	2	18	.500	0	0	1	0
Kele Eveland	1	0	4	.250	36	0	12	0
Blair Moon	0	1	1	-1.000	0	0	2	0
Lauren Sauer	9	4	22	.227	0	0	3	0
Lindsey Laband	0	0	0	.000	2	0	0	0
Jennifer Randall	0	0	2	.000	4	1	7	0
Marisa Aston	0	0	1	.000	0	0	8	0
Totals	49	15	112	.304	45	7	43	1

Florida A&M	21	27	17
Georgia Tech	30	30	30

DECEMBER 5-AT ARIZONA

Indiana	K	E	TA	Pct.	A	SA	DG	BS
Katie Pollom	18	8	45	.222	0	0	1	0
Christina Archibald	16	4	34	.353	0	0	7	0
Melissa Brewer	16	5	35	.314	3	0	4	0
Victoria Zimmerman	4	2	12	.167	54	0	9	0
Nikki Hill	15	7	43	.186	0	1	6	0
Beth Heimann	0	0	1	.000	1	0	8	0
Monique Pritz	4	4	13	.000	5	0	5	0
Hillary Toivonen	0	0	0	.000	3	0	13	0
Totals	73	30	183	.235	66	1	53	0

Texas	K	E	TA	Pct.	A	SA	DG	BS
Caron Blotch	2	1	6	.167	68	0	9	0
Bethany Howden	13	5	34	.235	1	1	6	0
LaTonya Coates	13	3	30	.333	2	0	15	0
Kathy Hahn	20	1	29	.655	1	1	8	0
Kathryn Wilson	4	3	10	.100	1	0	5	0
Mira Topic	28	12	57	.281	0	0	10	0
Stacy Millichap	0	0	1	.000	2	0	10	0
Whitney Garvens	0	0	0	.000	0	0	0	0
Jackie Bernardin	0	0	0	.000	0	0	1	0
Totals	80	25	167	.329	75	2	64	0

Indiana	22	38	17	30	10
Texas	30	36	30	24	15

Texas-Arlington	K	E	TA	Pct.	A	SA	DG	BS
Carol Bozikis	4	2	18	.111	3	1	8	0
Amber Pack	8	7	24	.042	1	0	11	0
Olaya Pazo	11	1	17	.588	2	0	8	0
Heather Dunn	1	2	9	-.111	30	0	12	0
Caley Smith	8	2	24	.250	0	0	2	0
Julie Felts	0	0	0	.000	1	1	1	0
Elizabeth Davis	0	0	0	.000	0	0	0	0
Melissa Robinette	7	2	23	.217	0	0	0	0
Totals	39	16	115	.200	37	2	42	0

Arizona	K	E	TA	Pct.	A	SA	DG	BS
Laurie Gardner	5	2	10	.300	44	0	11	0
Bre Ladd	9	0	17	.529	2	0	6	0
Lisa Rutledge	11	3	27	.296	2	1	12	0
Angie Ayers	2	1	7	.143	0	1	2	0
Shannon Torregrosa	7	4	19	.158	6	1	6	0
Kim Glass	28	4	43	.558	1	1	4	0
Cassidy Crum	0	0	0	.000	0	0	0	0
Jennifer Abernathy	0	0	0	.000	0	0	0	0
Kelli Mulvany	0	0	0	.000	1	0	13	0
Totals	62	14	123	.390	56	4	54	0

Texas-Arlington	22	26	20
Arizona	30	30	30

DECEMBER 6-AT OHIO ST.

Robert Morris	K	E	TA	Pct.	A	SA	DG	BS
Karla Barhorst	3	7	22	-.182	0	1	3	0
Katie Noble	1	2	10	-.100	0	0	0	0
Rachel Leitch	4	0	13	.308	0	0	3	1
Darcey Miller	1	0	2	.500	10	1	5	0
Megan Bell	4	2	20	.100	1	0	7	0
Cyndi Dunslow	0	0	2	.000	0	1	0	1
Darcy Thompson	0	0	0	.000	0	0	8	0
Kallie Wasserman	2	3	8	-.125	1	0	1	0
Julie Sector	0	0	5	.000	0	0	3	0
Breanne Schenk	0	2	2	-1.000	0	0	3	0
Katie Radford	0	0	2	.000	0	0	0	0
Michelle Roth	0	0	0	.000	0	0	0	0
Traci Zureick	0	1	1	-1.000	2	0	3	0
Totals	15	17	87	-.023	14	3	33	2

Ohio St.	K	E	TA	Pct.	A	SA	DG	BS
Katie Virtue	0	1	3	-.333	46	0	8	0
Stephanie Higgins	12	1	20	.550	0	1	2	0
Anna Andersson	4	1	16	.188	0	1	3	0
Suzie Stiling	11	2	21	.429	0	1	4	0
Stacey Gordon	13	3	25	.400	0	1	10	0
Shelly Draeger	11	4	16	.438	2	1	5	0

Ohio St.	K	E	TA	Pct.	A	SA	DG	BS
Rebecca Kastein	0	0	0	.000	1	0	12	0
Heather Whalen	0	0	0	.000	0	0	1	0
Amanda Miller	3	2	5	.200	1	0	1	0
Totals	54	14	106	.377	50	5	46	0

Robert Morris	22	20	16
Ohio St.	30	30	30

Ball St.	K	E	TA	Pct.	A	SA	DG	BS
Sarah Obras	7	5	30	.067	3	2	12	0
Kristin Westhof	6	2	17	.235	0	0	0	0
Jenna Foster	2	4	12	-.167	0	0	1	0
Katie Butts	10	6	39	.103	1	0	5	0
Stacie Baldwin	6	0	9	.667	19	0	8	0
Nikki Allen	11	4	20	.350	0	0	1	0
Meredith Fancher	0	0	1	.000	1	0	9	0
Stephanie Keller	1	0	1	1.000	3	0	12	0
Lauren Gilbert	1	0	3	.333	14	0	3	0
Melissa Oliver	0	0	1	.000	0	0	0	0
Totals	44	21	133	.173	41	2	51	0

Louisville	K	E	TA	Pct.	A	SA	DG	BS
Benny Flynn	7	0	12	.583	1	0	2	0
Stacey Mercer	10	3	23	.304	0	1	3	0
Lena Ustymenko	7	4	22	.136	0	1	6	0
Bing Sun	18	5	39	.333	1	0	5	3
Anastasia Zaitseva	9	4	23	.217	1	0	8	0
Jennifer Craven	3	1	7	.286	41	0	9	0
Sarah Drury	0	0	1	.000	3	0	23	0
Jennifer Hoffman	1	1	3	.000	4	1	2	0
Candace Cogan	0	0	0	.000	0	0	0	0
Totals	55	18	130	.285	51	3	58	3

Ball St.	24	24	25
Louisville	30	30	30

DECEMBER 6-AT STANFORD

Nevada	K	E	TA	Pct.	A	SA	DG	BS
Laura Wooley	22	6	54	.286	1	1	8	0
Salaia Salavea	16	4	38	.316	0	1	8	1
Jill Couwenhoven	2	0	8	.250	70	0	13	1
Christine Harms	1	5	9	-.444	2	1	16	0
Lindsay Holda	0	1	2	-.500	3	1	11	0
Michelle More	26	1	52	.481	0	2	2	1
Emily Baracco	0	0	1	.000	1	0	28	0
Kellie Burton	7	5	17	.118	1	0	1	0
Jacqueline Randolph	9	4	23	.217	1	0	0	0
Totals	83	26	204	.279	79	6	87	3

Pacific (Cal.)	K	E	TA	Pct.	A	SA	DG	BS
Hayley Anderson	5	1	15	.267	52	0	9	0
Joanna Rentz	7	6	27	.037	5	2	20	0
Megan Hauschild	11	4	35	.200	3	2	14	1
Jennifer Joines	22	4	46	.391	2	0	4	0
Kristen Kalend	0	0	0	.000	0	0	11	0
Sarah Vinall	7	3	33	.121	0	0	6	1
Elaine Goeders	19	7	38	.316	0	0	2	0
Ashley Groothuis	0	1	5	-.200	0	0	1	0
Misty Swails	0	0	0	.000	0	0	13	0
Molly Mordaunt	0	0	0	.000	0	0	1	0
Totals	71	26	199	.226	62	4	81	2

Nevada	24	30	30	28	11
Pacific (Cal.)	30	14	25	30	15

DECEMBER 6-AT STANFORD

Sacramento St.	K	E	TA	Pct.	A	SA	DG	BS
Sandra Bandimere	9	5	24	.167	0	0	3	1
Kazmiera Imrie	7	3	18	.222	1	0	2	0
Jayme Wright	6	4	33	.061	1	0	14	0
Shannon Arts	3	5	11	-.182	0	0	1	0
Lisa Beauchene	2	2	9	.000	26	0	5	0
Emily Wilson	4	3	12	.083	0	1	0	0
Trina Book	0	1	6	-.167	0	0	1	0
Stephanie Gamst	0	0	0	.000	0	0	0	0
Ali Mathewson	0	1	1	-1.000	0	1	8	0
Mallory Hook	0	0	0	.000	2	0	6	0
Loretta Coffman	0	1	2	-.500	0	0	0	0
Natalie Melcher	0	0	0	.000	0	0	0	0
Totals	31	25	116	.052	30	2	40	1

Stanford	K	E	TA	Pct.	A	SA	DG	BS
Ogonna Nnamani	10	4	26	.231	0	0	4	1
Anna Robinson	3	1	7	.286	35	0	8	1
Sara McGee	11	1	18	.556	0	0	5	0
Ashley Ivy	4	2	11	.182	3	6	5	0
Logan Tom	14	2	30	.400	2	0	14	3
Jennifer Harvey	6	0	11	.545	0	0	1	0
Katie Goldhahn	0	0	1	.000	5	0	0	0
Sara Dukes	1	0	1	1.000	0	0	0	0
Lindsey Yamasaki	1	0	3	.333	1	3	7	0
Leahi Hall	0	0	0	.000	0	0	0	0

Stanford	K	E	TA	Pct.	A	SA	DG	BS
Jennifer Hucke	0	0	0	.000	0	0	0	0
Courtney Schultz	0	0	0	.000	2	0	10	0
Totals	50	10	108	.370	48	9	54	5

Sacramento St.	22	8	17
Stanford	30	30	30

SECOND ROUND

DECEMBER 7-AT SOUTHERN CALIFORNIA

Texas A&M	K	E	TA	Pct.	A	SA	DG	BS
Carol Price	6	2	20	.200	0	0	1	0
Melissa Munsch	11	6	32	.156	0	1	6	1
Lexy Beers	2	0	4	.500	31	0	8	0
Tara Pulaski	2	3	15	-.067	0	0	1	1
Laura Jones	8	7	25	.040	0	1	7	1
A.D. Achilefu	7	4	17	.176	0	0	6	2
Kelly Smalley	0	0	2	.000	0	0	1	0
Holly Clay	0	0	0	.000	0	0	1	0
Rebecca Wynalda	0	0	1	.000	0	0	2	0
Julia Rex	0	0	2	.000	1	2	4	0
Totals	36	22	118	.119	32	4	37	5

Southern California	K	E	TA	Pct.	A	SA	DG	BS
Toni Anderson	0	0	1	.000	20	0	8	0
Keao Burdine	12	3	25	.360	0	4	8	0
Emily Adams	4	1	7	.429	1	1	3	1
Alicia Robinson	5	1	10	.400	0	0	2	0
April Ross	12	2	23	.435	0	2	8	0
Katie Olsovsky	6	5	18	.056	3	0	3	1
Tracy Lindquist	0	0	0	.000	18	0	7	0
Julie Mariani	0	0	0	.000	0	0	0	0
Nicole Davis	0	0	0	.000	1	0	13	0
Bibiana Candelas	2	0	6	.333	1	0	0	0
Kelli Lantz	0	0	1	.000	0	0	0	0
Lauren Killian	8	2	16	.375	0	0	1	0
Totals	49	14	107	.327	44	7	53	2

Texas A&M	18	21	23
Southern California	30	30	30

DECEMBER 8-AT NOTRE DAME

Michigan St.	K	E	TA	Pct.	A	SA	DG	BS
Kyla Smith	12	2	26	.385	3	0	4	0
Nikki Colson	0	0	1	.000	42	0	12	0
Jenny Rood	13	1	20	.600	0	3	3	0
Megan Wallin	5	2	16	.188	1	1	2	3
Kim Schram	10	6	26	.154	0	0	2	1
Stephanie Knopp	0	0	0	.000	0	0	7	0
Angela Morley	12	3	28	.321	1	0	2	1
Marley Bellwood	0	1	1	-1.000	1	1	8	0
Emmy Miller	0	0	0	.000	0	0	13	0
Totals	52	15	118	.314	48	5	53	5

Notre Dame	K	E	TA	Pct.	A	SA	DG	BS
Emily Loomis	11	9	34	.059	0	0	6	2
Jessica Kinder	6	3	22	.136	2	0	20	0
Lauren Kelbley	11	1	23	.435	1	0	0	0
Kristen Kinder	2	2	12	.000	37	0	7	0
Lauren Brewster	5	7	15	-.133	0	1	1	0
Katie Neff	11	2	24	.375	1	1	0	0
Kelly Burrell	0	0	0	.000	2	0	1	0
Meg Henican	0	0	0	.000	1	0	5	0
Keara Coughlin	0	0	0	.000	0	0	5	0
Janie Alderete	0	0	0	.000	0	0	0	0
Totals	46	24	130	.169	44	2	45	2

Michigan St.	30	30	30
Notre Dame	28	20	23

DECEMBER 6-AT PEPPERDINE

UCLA	K	E	TA	Pct.	A	SA	DG	BS
Brittany Ringel	10	6	33	.121	0	0	10	0
Nancy Barba	7	3	14	.286	0	0	1	0
Haley Jorgensborg	0	0	1	.000	25	0	2	0
Cira Wright	5	3	20	.100	1	0	5	0
Brynn Murphy	10	2	24	.333	1	1	7	0
Krystal McFarland	2	0	4	.500	31	0	7	0
Lauren Fendrick	20	8	48	.250	1	0	17	1
Heather Cullen	15	5	30	.333	2	0	2	0
Chrissie Zartman	0	0	2	.000	1	0	19	0
Totals	69	27	176	.239	62	1	70	1

Pepperdine	K	E	TA	Pct.	A	SA	DG	BS
Lindsey Hache'	17	4	32	.406	0	1	1	2
Katie Wilkins	16	10	46	.130	1	0	7	0
Breegan Mulligan	6	4	27	.074	6	0	9	0
Melissa Mehlhorn	0	0	0	.000	2	0	0	0
Stacy Rouwenhorst	12	3	26	.346	0	2	6	0
Paola Rodriguez	0	1	8	-.125	57	2	18	1
Pepperdine	K	E	TA	Pct.	A	SA	DG	BS
Christina Hinds	0	0	1	.000	1	0	16	0
Katy Daly	13	2	22	.500	1	0	8	0
Kristen Shultz	0	0	0	.000	0	0	0	0
Brie Harris	9	1	16	.500	0	0	2	0
Totals	73	25	178	.270	68	5	67	3

UCLA	26	30	26	26
Pepperdine	30	23	30	30

DECEMBER 7-AT UC SANTA BARB.

California	K	E	TA	Pct.	A	SA	DG	BS
Caity Noonan	4	1	12	.250	38	3	3	0
Alicia Powers	2	2	10	.000	0	0	12	1
Jenna Brown	8	4	28	.143	0	0	13	0
Mia Jerkov	18	9	65	.138	1	0	22	1
Camille Leffall	2	2	12	.000	0	0	0	1
Leah Young	11	0	22	.500	0	0	7	0
Jessica Zatica	1	0	2	.500	0	0	0	0
Alexis Kollias	0	0	0	.000	0	0	2	0
Ashleigh Turner	0	0	1	.000	0	2	6	0
Heather Diers	0	1	2	-.500	0	0	0	0
Jenna Grigsby	0	0	0	.000	0	0	3	0
Totals	46	19	154	.175	39	5	68	3

UC Santa Barb.	K	E	TA	Pct.	A	SA	DG	BS
Megan Blackshire	2	3	9	-.111	2	0	1	0
Courtney Guerra	9	2	24	.292	1	3	7	0
Erica Menzel	14	6	46	.174	1	2	14	0
Francina Edmonds	10	4	23	.261	1	0	4	0
Danielle Bauer	14	2	39	.308	0	0	9	1
Brooke Niles	8	0	14	.571	45	1	24	0
Quinn Dibble	0	0	0	.000	0	0	1	0
Kristin Nelson	1	0	1	1.000	1	0	15	0
Totals	58	17	156	.263	51	6	75	1

California	26	25	26
UC Santa Barb.	30	30	30

DECEMBER 7-AT FLORIDA

South Fla.	K	E	TA	Pct.	A	SA	DG	BS
Alessandra Domingos	2	1	5	.200	58	0	14	0
Shameka Mitchell	12	4	20	.400	1	0	2	0
Corinne Walsh	4	1	10	.300	2	0	0	0
Michelle Collier	28	18	71	.141	0	3	13	0
Bonnye Glover	0	3	5	-.600	1	0	0	0
Rachel Jobes	1	1	7	.000	1	1	3	3
Maryann Mooney	0	0	0	.000	0	0	11	0
Jolene Patton	21	5	46	.348	0	0	12	0
Leonie Muller	0	0	0	.000	0	2	11	0
Totals	68	33	164	.213	63	6	66	3

Florida	K	E	TA	Pct.	A	SA	DG	BS
Michelle Chatman	8	3	26	.192	0	1	12	0
Aury Cruz	21	4	49	.347	2	1	11	0
Benavia Jenkins	9	4	18	.278	0	0	3	2
Nicole McCray	15	3	33	.364	1	0	2	0
Lauren Moscovic	4	0	5	.800	60	1	9	0
Jacque Robinson	13	2	30	.367	1	0	1	0
Sherri Williams	0	0	1	.000	0	0	0	0
Rachel Engel	0	0	0	.000	2	0	9	0
Ellen Rehme	0	1	1	-1.000	0	0	0	0
Jen Mandes	0	1	1	-1.000	1	0	7	0
Jane Collymore	0	0	0	.000	0	0	0	0
Totals	70	18	164	.317	67	3	54	2

South Fla.	33	24	30	18
Florida	35	30	20	30

DECEMBER 7-AT PENN ST.

Temple	K	E	TA	Pct.	A	SA	DG	BS
Margaret Majewska	10	6	18	.222	2	1	9	1
Liu Shu	20	9	52	.212	3	3	5	0
Alison Runk	1	1	4	.000	60	0	14	0
Xu Yun	16	9	35	.200	2	1	15	1
Yamit Haba	12	7	40	.125	0	1	23	0
Charity Hill	9	2	20	.350	0	0	2	1
Solana Lee	0	0	0	.000	0	0	5	0
Liu Zhen Jai	0	0	1	.000	0	0	2	0
Totals	68	34	170	.200	67	6	75	3

Penn St.	K	E	TA	Pct.	A	SA	DG	BS
Syndie Nadeau	10	7	37	.081	0	0	10	0
Mishka Levy	13	6	32	.219	0	0	1	0
Sam Tortorello	2	3	6	-.167	47	1	10	0
Cara Smith	19	4	41	.366	0	2	2	3
Erin Iceman	4	3	12	.083	1	2	7	0
Ashley Pederson	6	6	31	.000	0	0	3	2
Jessica Hayden	0	0	0	.000	0	0	0	0
Tabitha Eshleman	0	0	0	.000	0	0	10	0
Kaleena Walters	0	1	2	-.500	2	0	11	0
Penn St.	K	E	TA	Pct.	A	SA	DG	BS
Robyn Guokas	0	2	7	-.286	0	0	2	0
Totals	54	32	168	.131	50	5	56	5

Temple	30	30	26	30
Penn St.	24	26	30	23

DECEMBER 7-AT KANSAS ST.

Washington St.	K	E	TA	Pct.	A	SA	DG	BS
Brenn Larson	6	1	18	.278	59	1	14	0
Adrian Hankoff	13	7	41	.146	0	1	13	0
Holly Harris	12	5	26	.269	1	1	4	2
Chelsie Schafer	13	5	34	.235	1	1	15	0
Victoria Prince	6	1	20	.250	1	1	3	0
LaToya Harris	23	7	57	.281	0	0	6	1
Ance Auzina	3	1	5	.400	0	0	1	0
Kortney Jamtaas	1	0	2	.500	1	0	23	0
Alison Billingsley	0	0	0	.000	0	0	0	0
Totals	77	27	203	.246	63	5	79	3

Kansas St.	K	E	TA	Pct.	A	SA	DG	BS
Jami Sleichter	0	0	0	.000	0	2	3	0
Lauren Goehring	20	3	39	.436	2	1	5	1
Jennifer Pollard	7	2	40	.125	0	1	16	0
Gabby Guerre	5	2	13	.231	44	0	16	0
Kris Jensen	1	0	1	1.000	0	2	15	0
Cari Jensen	9	8	39	.026	0	0	3	0
Lisa Martin	15	3	32	.375	2	0	0	2
Laura Downey-Wallace	0	0	0	.000	1	0	23	0
Katie Stanzel	3	4	17	-.059	0	0	5	1
Michaela Franklin	0	1	1	-1.000	0	0	0	0
Totals	60	23	182	.203	49	6	86	4

Washington St.	32	21	30	31
Kansas St.	30	30	22	29

DECEMBER 7-AT NORTHERN IOWA

Missouri	K	E	TA	Pct.	A	SA	DG	BS
Lindsey Hunter	1	2	7	-.143	69	2	14	0
Chrissy Elder	0	0	0	.000	0	0	7	0
Shen Danru	23	7	50	.320	0	1	10	0
Juliana Godoi	0	0	2	.000	0	0	9	0
Lindsey Noll	10	5	24	.208	2	0	2	1
Christi Myers	17	6	31	.355	0	0	2	0
Lisa Boyd	7	2	20	.250	4	0	3	0
Katherine Wingert	0	0	0	.000	0	0	0	0
Sara Parks	0	0	0	.000	1	0	12	0
Jenny Duitsman	1	0	4	.250	0	0	2	1
Mary Lauren Smith	22	11	50	.220	0	0	4	0
Totals	81	33	188	.255	76	3	65	2

Northern Iowa	K	E	TA	Pct.	A	SA	DG	BS
Rachael Tink	15	4	27	.407	0	0	5	1
Kim Kester	12	9	44	.068	2	1	25	0
Jill Arganbright	11	2	18	.500	57	1	5	1
Molly O'Brien	20	3	42	.405	2	2	5	0
Shari Vermeer	8	4	22	.182	0	1	1	0
Michelle Burvee	5	6	17	-.059	2	1	5	0
Miranda Weber	0	0	1	.000	5	0	7	0
Stephanie Germann	0	0	1	.000	0	0	0	0
Abby Lemek	0	0	1	.000	0	0	8	0
Totals	71	28	173	.249	68	6	61	2

Missouri	30	30	27	27	10
Northern Iowa	25	22	30	30	15

DECEMBER 7-AT NEBRASKA

Arizona St.	K	E	TA	Pct.	A	SA	DG	BS
Juliana Escobar	15	9	38	.158	2	1	6	0
Natalie Harris	6	3	18	.167	3	1	9	0
Julia Leddy	7	1	19	.316	1	0	1	0
Kim Mehlhorn	6	4	18	.111	0	0	2	0
Cheryl Anglin	1	0	4	.250	23	0	9	0
Jodi Smith	7	4	20	.150	0	0	4	0
Alicia Akporiaye	1	1	3	.000	1	0	0	0
Courtney Blocher	0	1	1	-1.000	0	0	3	0
Fernanda Habiger	1	1	3	.000	10	0	1	0
Brittany Arnett	0	0	0	.000	1	0	7	0
Nora Pirzynski	0	0	1	.000	0	0	1	0
Totals	44	24	125	.160	41	2	43	0

Nebraska	K	E	TA	Pct.	A	SA	DG	BS
Greichaly Cepero	3	0	7	.429	41	0	5	0
Amber Holmquist	9	0	13	.692	0	0	0	1
Melissa Elmer	10	1	17	.529	0	0	1	0
Laura Pilakowski	11	4	28	.250	0	0	12	0
Anna Schrad	10	4	26	.231	2	0	6	2
Jennifer Saleaumua	9	4	22	.227	0	1	8	0
Michelle Lynch	0	1	1	-1.000	0	2	5	0

Nebraska	K	E	TA	Pct.	A	SA	DG	BS
Lindsay Wischmeier	0	0	0	.000	4	0	4	0
Jenae Dowling	0	0	0	.000	0	0	0	0
Sara Westling	0	0	0	.000	0	0	0	0
Totals	52	14	114	.333	47	3	41	3

Arizona St.	22	21	27
Nebraska	30	30	30

DECEMBER 7-AT WISCONSIN

Miami (Fla.)	K	E	TA	Pct.	A	SA	DG	BS
Mallorey James	2	2	5	.000	62	0	6	0
Marcela Gamarra	16	4	42	.286	0	0	5	0
Valeria Tipiana	18	3	34	.441	0	0	12	0
Robin Lewullis	5	2	15	.200	0	0	2	0
Karla Johnson	9	2	20	.350	0	0	1	1
Elizabeth Tyson	19	1	35	.514	0	0	11	0
Carrie Frash	0	0	0	.000	0	0	3	0
Jamie Grass	0	0	0	.000	1	0	14	0
Totals	69	14	151	.364	63	0	54	1

Wisconsin	K	E	TA	Pct.	A	SA	DG	BS
Jill Odenthal	19	4	38	.395	0	0	0	0
Aubrey Meierotto	6	6	18	.000	1	0	0	0
Amy Hultgren	13	3	22	.455	0	1	4	0
Erin Byrd	18	8	50	.200	0	1	14	0
Morgan Shields	6	0	13	.462	62	0	8	0
Sheila Shaw	6	4	13	.154	0	0	0	0
Beth Haberli	0	0	0	.000	0	0	3	0
Lauren Ford	4	1	5	.600	0	0	2	0
Lisa Zukowski	0	0	0	.000	2	0	14	0
Marian Weidner	1	2	6	-.167	0	0	0	0
Korie Gardner	0	1	2	-.500	1	0	9	0
Jill Maier	0	0	0	.000	0	0	4	0
Totals	73	29	167	.263	66	2	58	0

Miami (Fla.)	30	20	30	30
Wisconsin	25	30	21	22

DECEMBER 6-AT NORTH CAROLINA

South Carolina	K	E	TA	Pct.	A	SA	DG	BS
Sarah Morgan	3	4	22	-.045	0	0	5	2
Sam Alban	9	2	24	.292	1	0	1	0
Berna Dwyer	15	6	31	.290	0	0	3	0
Megan Hosp	3	0	13	.231	65	0	9	0
Niece Curry	19	9	40	.250	0	0	4	1
Cally Plummer	18	8	45	.222	1	1	14	0
Yajaira Cadet	0	0	1	.000	0	0	30	0
Nadia Sefferovich	6	0	15	.400	0	0	6	0
Bridget White	0	1	1	-1.000	1	0	14	0
Totals	73	30	192	.224	68	1	86	3

North Carolina	K	E	TA	Pct.	A	SA	DG	BS
Malaika Underwood	10	5	24	.208	1	2	13	0
Eve Rackham	3	3	14	.000	56	0	14	0
Molly Pyles	23	1	46	.478	0	1	13	0
Laura Greene	23	7	64	.250	5	2	21	0
Aletha Green	6	1	21	.238	0	2	6	1
Holly Strauss	7	0	16	.438	1	0	0	1
Jayme Mitchell	0	0	0	.000	0	0	0	0
Caroline deRoeck	0	0	0	.000	2	0	14	0
Totals	72	17	185	.297	65	7	81	2

South Carolina	23	30	26	23
North Carolina	30	28	30	30

DECEMBER 6-AT HAWAII

Washington	K	E	TA	Pct.	A	SA	DG	BS
Paige Benjamin	17	5	56	.214	3	0	9	0
Kaitlin Leck	5	0	12	.417	1	2	4	0
Gretchen Maurer	4	2	9	.222	41	0	2	0
Kara Bjorklund	12	2	19	.526	0	0	6	0
Danka Danicic	0	0	0	.000	0	0	1	0
Sanja Tomasevic	11	11	48	.000	1	1	15	0
Alexis McDonald	6	2	14	.286	0	0	0	0
Libba Lawrence	0	0	0	.000	2	0	6	0
Elissa Ross	0	0	0	.000	1	0	0	0
Candace Lee	0	0	0	.000	0	0	22	0
Totals	55	22	158	.209	49	3	65	0

Hawaii	K	E	TA	Pct.	A	SA	DG	BS
Margaret Vakasausau	1	0	1	1.000	32	0	8	0
Kim Willoughby	19	9	46	.217	1	1	21	0
Lily Kahumoku	22	6	62	.258	1	1	10	0
Maja Gustin	12	3	23	.391	0	0	0	2
Nohea Tano	2	1	4	.250	0	0	1	0
Lauren Duggins	5	3	15	.133	0	0	6	1
Susie Boogaard	2	1	8	.125	2	0	4	0
Jennifer Carey	2	0	5	.400	21	0	1	1
Hedder Ilustre	0	0	0	.000	1	0	9	0
Melissa Villaroman	0	0	0	.000	1	0	14	0
Totals	65	23	164	.256	59	2	74	4

Washington	26	37	25
Hawaii	30	39	30

DECEMBER 6-AT MINNESOTA

Georgia Tech	K	E	TA	Pct.	A	SA	DG	BS
Lynnette Moster	24	8	60	.267	0	4	10	0
Jayme Gergen	5	3	21	.095	1	0	1	0
Keight Vincent	0	0	1	.000	2	0	10	0
Laura Kuhn	4	1	17	.176	1	0	1	0
Alexandra Preiss	10	4	30	.200	0	0	1	0
Kele Eveland	5	3	12	.167	51	1	9	0
Lauren Sauer	18	3	39	.385	0	0	2	0
Jennifer Randall	0	0	1	.000	3	1	8	0
Marisa Aston	0	0	0	.000	0	0	18	0
Totals	66	22	181	.243	58	6	60	0

Minnesota	K	E	TA	Pct.	A	SA	DG	BS
Lindsey Vander Well	0	0	6	.000	66	1	9	0
Trisha Bratford	26	8	44	.409	0	0	5	1
Jessica Byrnes	12	3	23	.391	1	0	2	0
Cassie Busse	18	7	47	.234	1	3	10	0
Erin Martin	16	10	44	.136	0	0	3	2
Lisa Axel	0	0	1	.000	0	0	14	0
Lisa Reinhart	0	0	0	.000	0	0	11	0
Bethany Brafford	3	4	10	-.100	1	0	1	0
Paula Gentil	0	0	1	.000	0	0	23	0
Totals	75	32	176	.244	69	4	78	3

Georgia Tech	28	29	30	28
Minnesota	30	31	26	30

DECEMBER 6-AT ARIZONA

Texas	K	E	TA	Pct.	A	SA	DG	BS
Caron Blotch	3	2	9	.111	58	0	12	0
LaTonya Coates	12	7	30	.167	0	0	13	1
Kathy Hahn	14	6	34	.235	1	2	1	0
Kathryn Wilson	3	0	10	.300	2	1	5	1
Jackie Bernardin	0	0	0	.000	1	0	5	0
Mira Topic	20	8	45	.267	1	1	10	0
Stacy Millichap	0	0	0	.000	0	0	14	0
Bethany Howden	16	4	31	.387	1	1	4	1
Totals	68	27	159	.258	64	5	64	3

Arizona	K	E	TA	Pct.	A	SA	DG	BS
Laurie Gardner	4	2	11	.182	54	0	10	0
Bre Ladd	10	2	23	.348	1	1	1	0
Lisa Rutledge	13	8	39	.128	3	0	9	0
Angie Ayers	8	4	14	.286	0	2	1	1
Shannon Torregrosa	7	1	20	.300	4	2	9	0
Kim Glass	26	10	62	.258	0	1	8	0
Rachel Williams	0	0	0	.000	0	0	2	0
Cassidy Crum	0	0	0	.000	0	1	1	0
Jennifer Abernathy	0	0	1	.000	0	0	0	0
Kelli Mulvany	0	0	0	.000	0	0	15	0
Jolene Killough	0	0	0	.000	0	0	0	0
Christina Frost	0	0	0	.000	0	0	2	0
Totals	68	27	170	.241	62	7	58	1

Texas	25	30	22	9
Arizona	30	25	18	30	15

DECEMBER 7-AT OHIO ST.

Louisville	K	E	TA	Pct.	A	SA	DG	BS
Benny Flynn	7	2	14	.357	1	1	4	0
Stacey Mercer	7	2	16	.312	0	0	1	0
Lena Ustymenko	8	5	27	.111	0	1	3	0
Bing Sun	19	3	38	.421	1	0	5	0
Anastasia Zaiteseva	6	3	15	.200	2	0	5	0
Jennifer Craven	3	0	4	.750	40	1	5	0
Sarah Drury	0	0	0	.000	1	0	8	0
Jennifer Hoffman	0	0	0	.000	0	0	0	0
Adriana Morris	0	0	0	.000	0	0	0	0
Candace Cogan	0	0	0	.000	0	0	0	0
Totals	50	15	114	.307	45	3	31	0

Ohio St.	K	E	TA	Pct.	A	SA	DG	BS
Katie Virtue	2	0	5	.400	56	1	5	0
Stephanie Higgins	8	2	12	.500	0	1	3	1
Anna Andersson	5	2	17	.176	0	1	3	0
Suzie Stiling	7	2	18	.278	0	1	0	1
Stacey Gordon	29	4	48	.521	1	1	7	0
Shelly Draeger	11	1	16	.625	2	0	11	0
Rebecca Kastein	0	0	0	.000	0	0	10	0
Heather Whalen	0	0	0	.000	0	0	3	0
Totals	62	11	116	.440	59	5	42	2

Louisville	26	28	24
Ohio St.	30	30	30

DECEMBER 7-AT STANFORD

Pacific (Cal.)	K	E	TA	Pct.	A	SA	DG	BS
Hayley Anderson	1	2	11	-.091	47	0	7	0
Joanna Rentz	9	6	17	.176	2	0	10	0
Megan Hauschild	8	5	28	.107	0	1	11	1
Jennifer Joines	18	4	35	.400	0	1	2	2
Elaine Goeders	10	5	34	.147	0	0	2	0
Sarah Vinall	9	4	29	.172	0	1	7	0

Pacific (Cal.)	K	E	TA	Pct.	A	SA	DG	BS
Ashley Groothuis	0	0	3	.000	0	0	0	0
Kristen Kalend	0	0	0	.000	1	4	7	0
Misty Swails	0	0	0	.000	0	0	8	0
Molly Mordaunt	0	0	0	.000	0	0	0	0
Totals	55	26	157	.185	50	7	54	3

Stanford	K	E	TA	Pct.	A	SA	DG	BS
Anna Robinson	4	2	8	.250	62	0	9	0
Sara McGee	17	4	25	.520	0	0	2	0
Lindsey Yamasaki	0	1	1	-1.000	0	0	15	0
Ashley Ivy	9	2	16	.438	2	1	14	0
Logan Tom	24	5	55	.345	2	2	14	2
Jennifer Harvey	6	3	16	.188	0	1	2	0
Ogonna Nnamani	21	3	38	.474	0	0	0	1
Leahi Hall	0	0	0	.000	0	0	0	0
Courtney Schultz	0	0	0	.000	5	0	9	0
Totals	81	20	159	.384	71	4	65	3

Pacific (Cal.)	26	31	14	21
Stanford	30	29	30	30

REGIONALS

DECEMBER 12-AT UC SANTA BARB.

Michigan St.	K	E	TA	Pct.	A	SA	DG	BS
Kyla Smith	7	3	13	.308	0	1	4	0
Nikki Colson	0	1	2	-.500	27	0	3	0
Jenny Rood	10	1	18	.500	0	0	1	0
Megan Wallin	6	3	11	.273	1	0	1	1
Kim Schram	7	9	24	-.083	0	0	3	1
Stephanie Knopp	0	0	0	.000	0	0	4	0
Angela Morley	3	0	12	.250	1	0	0	0
Emily Engel	0	0	0	.000	0	0	3	0
Marley Bellwood	0	0	0	.000	0	0	5	0
Emmy Miller	0	0	0	.000	0	0	3	0
Totals	33	17	80	.200	29	1	27	2

Southern California	K	E	TA	Pct.	A	SA	DG	BS
Toni Anderson	0	0	0	.000	22	1	5	0
Keao Burdine	10	1	12	.750	0	3	6	0
Emily Adams	9	1	17	.471	1	1	2	0
Alicia Robinson	7	2	13	.385	0	0	0	1
April Ross	11	3	24	.333	0	2	8	0
Katie Olsovsky	7	1	15	.400	3	3	0	0
Tracy Lindquist	0	0	0	.000	19	1	1	0
Nicole Davis	0	0	0	.000	0	0	6	0
Bibiana Candelas	3	0	4	.750	0	0	0	0
Lauren Killian	7	2	12	.417	0	0	1	0
Totals	54	10	97	.454	45	11	29	1

Michigan St.	17	23	15
Southern California	30	30	30

Pepperdine	K	E	TA	Pct.	A	SA	DG	BS
Lyndsey Hache'	12	2	26	.385	0	0	4	0
Katie Wilkins	22	9	48	.271	0	2	8	0
Breegan Mulligan	12	3	31	.290	5	1	12	0
Stacy Rouwenhorst	11	1	24	.417	2	1	1	1
Paola Rodriguez	2	1	6	.167	56	2	15	0
Katy Daly	4	2	9	.222	1	0	13	0
Christina Hinds	0	0	0	.000	3	0	16	0
Kristen Shultz	0	0	0	.000	0	1	0	0
Brie Harris	9	3	23	.261	0	0	2	1
Totals	72	21	167	.305	67	7	71	2

UC Santa Barb.	K	E	TA	Pct.	A	SA	DG	BS
Megan Blackshire	4	4	11	.000	1	2	3	1
Courtney Guerra	9	3	28	.214	0	0	12	0
Erica Menzel	13	3	39	.256	0	1	14	0
Francina Edmonds	9	3	20	.300	5	0	1	1
Danielle Bauer	13	4	43	.209	1	1	4	0
Brooke Niles	3	0	8	.375	40	0	12	0
Quinn Dibble	0	0	0	.000	0	0	0	0
Kristin Nelson	1	0	2	.500	1	0	14	0
Niki Carroll	0	1	2	-.500	0	0	0	0
Totals	52	18	153	.222	48	4	60	2

Pepperdine	30	30	25	30
UC Santa Barb.	22	23	30	19

DECEMBER 13-AT FLORIDA

Temple	K	E	TA	Pct.	A	SA	DG	BS
Margaret Majewski	1	3	10	-.200	0	0	5	0
Liu Shu	6	6	27	.000	2	0	3	0
Allison Runk	4	4	12	.000	23	1	2	0
Xu Yun	10	10	35	.000	0	0	5	0
Yamit Haba	5	6	21	-.048	0	1	8	0
Charity Hill	4	2	13	.154	0	0	0	3
Solana Lee	0	0	0	.000	0	0	2	0
Stephanie Buynovsky	0	1	1	-1.000	0	0	0	0
Liu Zhen Jia	0	0	0	.000	0	0	0	0
Totals	30	32	119	-.017	25	2	25	3

Florida	K	E	TA	Pct.	A	SA	DG	BS
Michelle Chatman	5	5	13	.000	0	0	8	2
Aury Cruz	12	1	25	.440	0	2	7	0
Benavia Jenkins	6	2	9	.444	0	1	1	0
Nicole McCray	10	2	15	.533	0	0	4	3
Lauren Moscovic	1	2	4	-.250	36	0	8	0
Jacque Robinson	10	2	21	.381	2	2	9	0
Sherri Williams	0	0	0	.000	0	0	0	0
Rachel Engel	0	0	0	.000	0	0	1	0
Jen Mandes	0	0	0	.000	0	0	4	0
Totals	44	14	87	.345	38	5	42	5

Temple	15	27	14
Florida	30	30	30

Washington St.	K	E	TA	Pct.	A	SA	DG	BS
Brenn Larson	4	4	12	.000	39	0	8	0
Ance Auzina	1	0	1	1.000	0	0	0	0
Kortney Jamtaas	0	0	2	.000	1	0	9	0
Adrian Hankoff	8	6	25	.080	2	1	8	0
Holly Harris	8	3	18	.278	0	0	1	0
Chelsie Schafer	6	6	29	.000	1	0	8	0
Victoria Prince	6	1	12	.417	0	0	0	0
LaToya Harris	16	2	32	.438	0	1	7	0
Totals	49	22	131	.206	43	2	41	0

Northern Iowa	K	E	TA	Pct.	A	SA	DG	BS
Miranda Weber	0	0	0	.000	0	0	7	0
Rachael Tink	9	6	23	.130	0	0	1	0
Stephanie Germann	0	0	0	.000	0	0	0	0
Kim Kester	10	10	29	.000	1	0	8	0
Jill Arganbright	3	1	9	.222	38	0	8	0
Molly O'Brien	12	7	30	.167	1	0	7	0
Shari Vermeer	5	3	14	.143	1	0	5	0
Abby Lemek	0	0	0	.000	0	0	2	0
Michelle Burvee	6	3	23	.130	1	1	10	0
Totals	45	30	128	.117	42	1	48	0

Washington St.	31	30	30
Northern Iowa	29	21	21

DECEMBER 13-AT NEBRASKA

Miami (Fla.)	K	E	TA	Pct.	A	SA	DG	BS
Mallorey James	1	0	4	.250	30	1	7	0
Marcela Gamarra	5	8	32	-.094	0	1	6	0
Valeria Tipiana	6	8	29	-.069	0	0	9	0
Robin Lewullis	8	3	16	.312	0	0	1	0
Karla Johnson	5	4	12	.083	0	0	0	0
Elizabeth Tyson	9	3	35	.171	0	0	2	0
Christina Hernandez	0	0	0	.000	0	0	1	0
Ashley Youngs	0	0	0	.000	0	0	0	0
Carrie Frash	0	0	0	.000	0	0	0	0
Margie Young	0	0	0	.000	0	0	1	0
Jamie Grass	0	0	0	.000	1	0	18	0
Totals	34	26	128	.062	31	2	45	0

Nebraska	K	E	TA	Pct.	A	SA	DG	BS
Greichaly Cepero	5	4	17	.059	39	0	6	1
Amber Holmquist	10	3	20	.350	0	0	2	0
Melissa Elmer	11	1	16	.625	0	1	1	0
Laura Pilakowski	11	2	19	.474	2	0	7	0
Anna Schrad	8	2	23	.261	1	1	7	0
Jennifer Saleaumua	9	0	19	.474	4	2	13	0
Michelle Lynch	0	1	1	-1.000	0	3	3	0
Lindsay Wischmeier	0	0	0	.000	1	0	14	0
Jenae Dowling	0	0	0	.000	0	0	0	0
Ally Rebholz	0	0	2	.000	0	0	0	0
Sara Westling	0	0	0	.000	0	0	0	0
Totals	54	13	117	.350	47	7	53	1

Miami (Fla.)	18	17	21
Nebraska	30	30	30

North Carolina	K	E	TA	Pct.	A	SA	DG	BS
Malaika Underwood	6	1	18	.278	1	2	14	0
Eve Rackham	5	0	12	.417	32	0	11	0
Molly Pyles	11	8	47	.064	0	0	5	0
Laura Greene	14	8	45	.133	3	0	8	1
Aletha Green	5	1	11	.364	0	0	0	0
Holly Strauss	5	3	22	.091	0	0	2	0
Dani Nyenhuis	0	0	0	.000	1	0	2	0
Jayme Mitchell	0	0	0	.000	0	0	1	0
Caroline deRoeck	0	0	0	.000	0	0	15	0
Tammy Foxworth	0	0	0	.000	0	0	0	0
Totals	46	21	155	.161	37	2	58	1

Hawaii	K	E	TA	Pct.	A	SA	DG	BS
Margaret Vakasausau	0	0	0	.000	19	0	8	0
Kim Willoughby	22	1	42	.500	0	0	16	1
Lily Kahumoku	16	3	45	.289	2	0	11	0
Maja Gustin	6	3	15	.200	0	0	6	0
Nohea Tano	3	1	8	.250	2	0	1	0
Lauren Duggins	11	2	21	.429	1	0	5	0
Susie Boogaard	0	0	0	.000	0	0	0	0
Jennifer Carey	1	1	8	.000	31	0	4	0
Hedder Ilustre	0	0	0	.000	0	1	13	0
Melissa Villaroman	0	0	0	.000	0	0	13	0
Totals	59	11	139	.345	55	1	77	1

North Carolina	21	23	22
Hawaii	30	30	30

DECEMBER 12-AT STANFORD

Arizona	K	E	TA	Pct.	A	SA	DG	BS
Laurie Gardner	1	0	9	.111	55	0	8	0
Bre Ladd	11	3	19	.421	0	0	2	0
Lisa Rutledge	13	1	33	.364	0	1	8	2
Angie Ayers	8	6	16	.125	0	0	3	1
Shannon Torregrosa	6	5	23	.043	5	2	7	1
Kim Glass	29	9	59	.339	1	3	13	0
Rachel Williams	0	0	0	.000	0	0	0	0
Cassidy Crum	0	0	0	.000	0	1	1	0
Jennifer Abernathy	0	0	1	.000	0	0	2	0
Kelli Mulvany	0	0	1	.000	0	0	10	0
Jolene Killough	0	0	0	.000	0	0	0	0
Totals	68	24	161	.273	61	7	54	4

Minnesota	K	E	TA	Pct.	A	SA	DG	BS
Lisa Reinhart	0	0	0	.000	0	0	6	0
Lindsey Vander Well	5	2	10	.300	50	2	6	0
Trisha Bratford	18	8	45	.222	1	1	7	1
Jessica Byrnes	9	5	22	.182	1	0	0	0
Cassie Busse	16	4	44	.273	2	1	10	0
Erin Martin	11	8	32	.094	0	0	3	1
Bethany Brafford	5	3	13	.154	2	0	0	1
Amanda Cipperly	0	1	2	-.500	0	0	0	0
Paula Gentil	0	0	0	.000	0	0	22	0
Kelli Wicks	0	0	0	.000	0	1	3	0
Lisa Axel	0	0	0	.000	2	2	7	0
Totals	64	31	168	.196	58	7	64	3

Arizona	32	34	28 30
Minnesota	30	32	30 19

Ohio St.	K	E	TA	Pct.	A	SA	DG	BS
Stephanie Higgins	6	2	11	.364	1	0	2	0
Heather Whalen	3	1	6	.333	38	1	7	0
Anna Andersson	6	4	16	.125	0	2	4	0
Suzie Stiling	6	5	18	.056	0	0	3	0
Stacey Gordon	19	11	51	.157	1	3	9	0
Shelly Draeger	6	4	13	.154	2	2	4	0
Rebecca Kastein	0	0	0	.000	0	0	7	0
Jackie Schardt	0	0	0	.000	1	0	0	0
Totals	46	27	115	.165	43	8	36	0

Stanford	K	E	TA	Pct.	A	SA	DG	BS
Ogonna Nnamani	16	3	23	.565	0	0	9	2
Anna Robinson	1	0	2	.500	39	0	3	0
Lindsey Yamasaki	1	0	1	1.000	0	1	3	0
Ashley Ivy	6	2	12	.333	3	0	6	0
Logan Tom	13	5	40	.200	1	1	6	1
Jennifer Harvey	3	1	6	.333	0	0	2	1
Sara McGee	7	1	13	.462	0	0	0	2
Courtney Schultz	0	0	0	.000	1	0	3	0
Totals	47	12	97	.361	44	2	32	6

Ohio St.	24	25	27
Stanford	30	30	30

DECEMBER 13-AT UC SANTA BARB.

Pepperdine	K	E	TA	Pct.	A	SA	DG	BS
Lyndsey Hache'	8	4	19	.211	1	0	1	0
Katie Wilkins	15	5	40	.250	0	0	5	1
Breegan Mulligan	4	6	13	-.154	0	0	5	0
Stacy Rouwenhorst	5	4	20	.050	0	0	1	0
Paola Rodriguez	0	0	4	.000	25	0	2	0
Katy Daly	3	2	10	.100	0	0	1	0
Melissa Mehlhorn	0	0	1	.000	11	0	1	0
Lauren Howell	1	0	1	1.000	0	0	1	0
Christina Hinds	0	0	0	.000	0	0	16	0
Kristen Shultz	0	0	0	.000	0	0	0	0
Brie Harris	3	2	9	.111	0	0	2	0
Totals	39	23	117	.137	37	0	35	1

Southern California	K	E	TA	Pct.	A	SA	DG	BS
Toni Anderson	0	0	0	.000	27	0	7	0
Keao Burdine	8	1	21	.333	0	2	6	1
Emily Adams	8	0	13	.615	0	0	2	1
Alicia Robinson	11	3	19	.421	1	0	0	0
April Ross	10	2	24	.333	3	3	7	1
Katie Olsovsky	9	2	15	.467	0	0	0	0
Tracy Lindquist	0	0	1	.000	18	0	6	0
Julie Mariani	0	0	0	.000	0	1	2	0
Nicole Davis	0	0	0	.000	0	0	9	0
Bibiana Candelas	3	0	6	.500	0	0	1	0
Lauren Killian	6	3	14	.214	0	0	1	0
Totals	55	11	113	.389	49	6	41	3

Pepperdine	24	20	17
Southern California	30	30	30

DECEMBER 14-AT FLORIDA

Washington St.	K	E	TA	Pct.	A	SA	DG	BS
Brenn Larson	5	3	9	.222	42	0	5	0
Adrian Hankoff	17	6	54	.204	0	2	6	0
Holly Harris	4	4	19	.000	0	0	6	0
Chelsie Schafer	10	8	35	.057	2	0	4	0
Victoria Prince	6	4	20	.100	1	0	2	0
LaToya Harris	11	2	35	.257	1	1	6	0
Ance Auzina	0	0	4	.000	0	0	1	0
Kortney Jamtaas	0	0	1	.000	0	0	17	0
Totals	53	27	177	.147	46	3	47	0

Florida	K	E	TA	Pct.	A	SA	DG	BS
Michelle Chatman	15	3	29	.414	1	0	19	1
Aury Cruz	24	6	48	.375	0	0	20	0
Benavia Jenkins	6	5	16	.063	0	0	2	1
Nicole McCray	15	4	26	.423	1	0	3	4
Lauren Moscovic	1	0	4	.250	70	2	13	0
Jacque Robinson	17	3	32	.438	3	1	8	0
Rachel Engel	0	0	0	.000	0	0	1	0
Jen Mandes	0	0	0	.000	0	0	12	0
Jane Collymore	0	0	0	.000	0	0	0	0
Totals	78	21	155	.368	75	3	78	6

Washington St.	30	19	25 16
Florida	27	30	30 30

DECEMBER 14-AT NEBRASKA

Hawaii	K	E	TA	Pct.	A	SA	DG	BS
Margaret Vakasausau	0	0	0	.000	32	0	10	0
Kim Willoughby	25	14	64	.172	0	0	13	0
Nohea Tano	5	1	9	.444	1	0	2	0
Lily Kahumoku	25	6	68	.279	1	1	16	0
Maja Gustin	5	3	19	.105	0	0	4	0
Lauren Duggins	10	1	21	.429	1	0	7	0
Susie Boogaard	1	0	5	.200	2	0	1	0
Jennifer Carey	2	1	10	.100	28	0	1	0
Hedder Ilustre	0	0	0	.000	1	1	18	0
Melissa Villaroman	0	0	0	.000	1	0	19	0
Totals	73	26	196	.240	67	2	91	0

Nebraska	K	E	TA	Pct.	A	SA	DG	BS
Griechaly Cepero	4	1	14	.214	46	0	15	2
Amber Holmquist	17	7	36	.278	0	0	0	0
Melissa Elmer	7	6	26	.038	1	0	3	0
Laura Pilakowski	17	4	50	.260	1	1	9	0
Anna Schrad	10	5	36	.139	1	0	15	1
Jennifer Saleaumua	9	2	27	.259	4	0	12	0
Michelle Lynch	0	0	1	.000	1	0	1	0
Lindsay Wischmeier	0	0	0	.000	1	0	21	0
Jenae Dowling	0	0	0	.000	0	0	1	0
Ally Rebholz	0	0	2	.000	1	0	0	0
Totals	64	25	192	.203	56	1	77	3

Hawaii	30	25	30 30
Nebraska	25	30	27 21

DECEMBER 13-AT STANFORD

Arizona	K	E	TA	Pct.	A	SA	DG	BS
Laurie Gardner	0	0	3	.000	27	0	4	0
Bre Ladd	3	3	11	.000	0	1	2	0
Lisa Rutledge	8	9	29	-.034	0	0	3	0
Angie Ayers	4	1	6	.500	0	0	0	0
Shannon Torregrosa	2	4	12	-.167	2	1	5	0
Kim Glass	10	9	35	.029	1	0	9	0
Rachel Williams	0	0	0	.000	0	0	1	0
Cassidy Crum	0	1	1	-1.000	0	1	1	0
Jennifer Abernathy	0	0	0	.000	0	0	0	0
Kelli Mulvany	0	0	0	.000	0	0	6	0
Jolene Killough	5	0	11	.455	0	0	0	0
Christina Frost	0	0	0	.000	0	0	0	0
Totals	32	27	108	.046	30	3	31	0

Stanford	K	E	TA	Pct.	A	SA	DG	BS
Anna Robinson	1	0	2	.500	37	1	3	0
Sara McGee	7	4	14	.214	1	1	2	1
Lindsey Yamasaki	1	1	2	.000	1	1	11	0
Ashley Ivy	8	2	15	.400	1	1	10	0

Stanford	K	E	TA	Pct.	A	SA	DG	BS
Logan Tom	15	2	32	.406	1	1	11	2
Jennifer Harvey	6	0	10	.600	0	1	0	0
Ogonna Nnamani	11	3	25	.320	0	0	0	0
Leahi Hall	0	0	0	.000	0	0	0	0
Courtney Schultz	0	0	0	.000	2	0	4	0
Totals	49	12	100	.370	43	6	41	3

Arizona	14	17	25
Stanford	30	30	30

SEMIFINALS

DECEMBER 19-AT NEW ORLEANS

Hawaii	K	E	TA	Pct.	A	SA	DG	BS
Margaret Vakasausau	0	0	0	.000	15	0	8	0
Kim Willoughby	22	13	66	.136	2	1	11	1
Nohea Tano	2	1	3	.333	1	0	0	0
Lily Kahumoku	10	3	36	.194	2	0	14	0
Maja Gustin	6	6	15	.000	0	0	3	0
Lauren Duggins	6	5	16	.062	0	0	5	0
Susie Boogaard	0	1	4	-.250	0	0	0	0
Jennifer Carey	1	1	4	.000	22	0	1	0
Hedder Ilustre	0	0	0	.000	0	2	6	0
Melissa Villaroman	0	0	1	.000	0	0	17	0
Totals	47	30	145	.117	42	3	65	1

Stanford	K	E	TA	Pct.	A	SA	DG	BS
Anna Robinson	0	1	5	-.200	39	0	4	0
Sara McGee	10	4	21	.286	0	1	2	1
Lindsey Yamasaki	1	0	1	1.000	0	0	8	0
Ashley Ivy	6	2	18	.222	1	2	6	0
Logan Tom	13	2	41	.268	1	2	21	1
Jennifer Harvey	1	5	8	-.500	1	0	0	0
Ogonna Nnamani	15	5	39	.256	1	0	5	2
Sara Dukes	2	0	4	.500	0	0	0	0
Leahi Hall	0	0	0	.000	0	0	0	0
Courtney Schultz	0	0	0	.000	0	0	12	0
Totals	48	19	137	.212	43	5	58	4

Hawaii	25	27	24
Stanford	30	30	30

Florida	K	E	TA	Pct.	A	SA	DG	BS
Michelle Chatman	12	10	33	.061	1	1	13	0
Aury Cruz	19	12	58	.121	1	2	16	0
Benavia Jenkins	7	6	23	.043	1	0	4	1
Nicole McCray	8	7	22	.045	0	0	3	0
Lauren Moscovic	3	3	8	.000	48	0	12	0
Jacque Robinson	9	6	32	.094	3	2	7	1
Sherri Williams	4	0	4	1.000	0	0	0	0
Rachel Engel	0	0	0	.000	0	0	0	0
Jen Mandes	0	0	0	.000	0	0	13	0
Jane Collymore	0	0	0	.000	0	0	1	0
Totals	62	44	180	.100	54	5	69	2

Southern California	K	E	TA	Pct.	A	SA	DG	BS
Toni Anderson	0	0	0	.000	32	0	10	0
Keao Burdine	16	3	35	.371	1	0	9	1
Emily Adams	11	1	21	.476	0	1	1	2
Alicia Robinson	1	3	8	-.250	0	0	0	1
April Ross	13	5	41	.195	0	2	10	0
Katie Olsovsky	7	5	23	.087	1	1	2	1
Tracy Lindquist	0	0	0	.000	21	0	10	0
Nicole Davis	0	0	0	.000	1	0	13	0
Bibiana Candelas	9	5	27	.148	0	0	5	0
Lauren Killian	4	6	16	-.125	0	0	3	0
Totals	61	28	171	.193	56	4	63	5

Florida	30	25	26	24
Southern California	24	30	30	30

CHAMPIONSHIP

DECEMBER 21-AT NEW ORLEANS

Stanford	K	E	TA	Pct.	A	SA	DG	BS
Ogonna Nnamani	19	1	33	.545	0	0	1	0
Anna Robinson	0	1	5	-.200	29	0	3	1
Sara McGee	11	3	20	.400	0	1	1	1
Ashley Ivy	7	2	20	.250	2	1	7	0
Logan Tom	16	6	46	.217	2	4	13	1
Jennifer Harvey	0	0	3	.000	0	0	0	2
Katie Goldhahn	2	0	2	1.000	18	1	2	0
Sara Dukes	2	0	4	.500	0	0	2	0
Lindsey Yamasaki	1	1	4	.000	0	2	11	0
Leahi Hall	0	0	0	.000	0	0	0	0
Courtney Schultz	0	0	0	.000	1	0	10	0
Totals	58	14	137	.321	52	9	50	5

Southern California	K	E	TA	Pct.	A	SA	DG	BS
Toni Anderson	0	0	0	.000	35	0	6	0
Keao Burdine	15	7	42	.190	0	4	15	1
Emily Adams	12	2	20	.500	0	0	3	0
Alicia Robinson	8	5	19	.158	0	0	0	0
April Ross	15	4	36	.306	0	1	14	0
Katie Olsovsky	16	2	28	.500	0	0	3	0
Tracy Lindquist	0	1	1	-1.000	33	0	4	0
Nicole Davis	0	0	0	.000	0	0	14	0
Bibiana Candelas	8	3	17	.294	0	1	0	0
Lauren Killian	4	4	13	.000	1	0	2	0
Totals	78	28	176	.284	69	6	61	1

Stanford	27	30	24	26
Southern California	30	23	30	30

History

Team Results

Year	Champion (Record)	Coach	Score	Runner-Up	Host or Site	Championship Match Attendance†	Championship Total Attendance†
1981	Southern California (27-10)	Chuck Erbe	3-2	UCLA	UCLA	6,289	11,875
1982	Hawaii (33-1)	Dave Shoji	3-2	Southern California	Pacific (Cal.)	4,126	18,462
1983	Hawaii (34-2)	Dave Shoji	3-0	UCLA	Kentucky	2,000	27,863
1984	UCLA (33-6)	Andy Banachowski	3-2	Stanford	UCLA	4,285	29,215
1985	Pacific (Cal.) (36-3)	John Dunning	3-1	Stanford	Western Mich.	7,876	37,521
1986	Pacific (Cal.) (39-3)	John Dunning	3-0	Nebraska	Pacific (Cal.)	6,500	40,103
1987	Hawaii (37-2)	Dave Shoji	3-1	Stanford	Indianapolis	6,885	41,811
1988	Texas (34-5)	Mick Haley	3-0	Hawaii	Minnesota	9,107	40,437
1989	Long Beach St. (32-5)	Brian Gimmillaro	3-0	Nebraska	Hawaii	5,693	50,170
1990	UCLA (36-1)	Andy Banachowski	3-0	Pacific (Cal.)	Maryland	5,314	57,036
1991	UCLA (31-5)	Andy Banachowski	3-2	Long Beach St.	UCLA	7,177	56,934
1992	Stanford (31-2)	Don Shaw	3-1	UCLA	New Mexico	4,693	46,704
1993	Long Beach St. (32-2)	Brian Gimmillaro	3-1	Penn St.	Wisconsin	11,114	67,935
1994	Stanford (32-1)	Don Shaw	3-1	UCLA	Texas	8,312	69,428
1995	Nebraska (32-1)	Terry Pettit	3-1	Texas	Massachusetts	7,364	100,565
1996	Stanford (31-2)	Don Shaw	3-0	Hawaii	Cleveland St.	8,009	99,303
1997	Stanford (33-2)	Don Shaw	3-2	Penn St.	Washington St.	10,792	80,791
1998	Long Beach St. (36-0)	Brian Gimmillaro	3-2	Penn St.	Wisconsin	13,194	104,861
1999	Penn St. (36-1)	Russ Rose	3-0	Stanford	Hawaii	10,252	95,523
2000	Nebraska (34-0)	John Cook	3-2	Wisconsin	Va. Commonwealth	8,444	109,488
2001	Stanford (33-2)	John Dunning	3-0	Long Beach St.	San Diego St.	10,067	92,775
2002	Southern California (31-1)	Mick Haley	3-1	Stanford	New Orleans	6,451	80,957

†Paid attendance.

All-Tournament Teams

**Most Outstanding Player.*

1981
Jeanne Beauprey, UCLA
Jayne Gibson, Pacific (Cal.)
Patty Orozco, UCLA
Linda Robertson, UCLA
Dana Smith, Southern California
Cathy Stukel, Southern California

1982
Tracy Clark, Southern California
Deitre Collins, Hawaii
Mary Holland, San Diego St.
Kim Oden, Stanford
Kim Ruddins, Southern California
Lisa Strand, Hawaii

1983
Deitre Collins, Hawaii
Joyce Kaapuni, Hawaii
Patty Orozco, UCLA
Kori Pulaski, Hawaii
Kari Rush, Stanford
Jan Sanders, Pacific (Cal.)

1984
Michelle Boyette, UCLA
Bobbi Broer, Stanford
Susan Compton, Stanford
Merja Connolly, UCLA
Liz Masakayan, UCLA
Kim Oden, Stanford

1985
Liz Masakayan, UCLA
Teri McGrath, Pacific (Cal.)
Elaina Oden, Pacific (Cal.)
Kim Oden, Stanford
Kim Ruddins, Southern California
Wendi Rush, Stanford

1986
Karen Dahlgren, Nebraska
Tisha Delaney, Nebraska
Brooke Herrington, Pacific (Cal.)
Liz Hert, Pacific (Cal.)
Teri McGrath, Pacific (Cal.)
Elaina Oden, Pacific (Cal.)

1987
Suzanne Eagye, Hawaii
Diana Jessie, Hawaii
Nancy Reno, Stanford
Wendi Rush, Stanford
Teresa Smith, Stanford
Teee Williams, Hawaii

1988
Martina Cincerova, Hawaii
Dawn Davenport, Texas
Mary Eggers, Illinois
Stacie Nichols, Texas
Sue Schelfhout, Texas
Teee Williams, Hawaii

1989
Tara Cross, Long Beach St.
Val Novak, Nebraska
Chris Rudiger, Texas-Arlington
Sheri Sanders, Long Beach St.
Eileen Shannon, Nebraska
Antoinette White, Long Beach St.

1990
Natalie Williams, UCLA
Marissa Hatchett, UCLA
Jenny Evans, UCLA
Holly McPeak, UCLA
Monique Adams, LSU
Krissy Fifer, Pacific (Cal.)

1991
Sabrina Hernandez, Long Beach St.
Danielle Scott, Long Beach St.
Elaine Youngs, UCLA
Christine Romero, Long Beach St.
Angie Miller, LSU
*Antoinette White, Long Beach St.
*Natalie Williams, UCLA

1992
Carrie Feldman, Stanford
Aycan Gokberk, Florida
Bev Oden, Stanford
Cary Wendell, Stanford
Natalie Williams, UCLA
Elaine Youngs, UCLA

1993
Nichelle Burton, Long Beach St.
Salima Davidson, Penn St.
Charlene Johnson, Brigham Young
Jen Reimers, Penn St.
Danielle Scott, Long Beach St.
Zeynep Ton, Penn St.

1994
Jenny Johnson, UCLA
Marnie Triefenbach, Stanford
Annett Buckner, UCLA
Kristin Folkl, Stanford
Salima Davidson, Penn St.
Cary Wendell, Stanford

1995
Allison Weston, Nebraska
Kate Crnich, Nebraska
Kristin Folkl, Stanford
Christy Johnson, Nebraska
Demetria Sance, Texas
Billie Winsett, Nebraska

1996
*Kerri Walsh, Stanford
Kristin Folkl, Stanford
Lisa Sharpley, Stanford
Angelica Ljungquist, Hawaii
Robyn Ah Mow, Hawaii
Lisa Reitsma, Nebraska

1997
*Terri Zemaitis, Penn St.
Kristin Folkl, Stanford
Paula McNamee, Stanford
Carrie Schonveld, Penn St.
Lisa Sharpley, Stanford
Lauren Cacciamani, Penn St.

1998
*Misty May, Long Beach St.
*Lauren Cacciamani, Penn St.
Benishe Dillard, Long Beach St.
Veronica Walls, Long Beach St.
Jessica Alvarado, Long Beach St.
Bonnie Bremner, Penn St.

1999
*Lauren Cacciamani, Penn St.
Bonnie Bremner, Penn St.
Carrie Schonveld, Penn St.
Kerri Walsh, Stanford
Logan Tom, Stanford
Elsa Stegemenn, Pacific (Cal.)

2000
*Greichaly Cepero, Nebraska
Amber Holmquist, Nebraska
Laura Pilakowski, Nebraska
Lizzy Fitzgerald, Wisconsin
Sherisa Livingston, Wisconsin
Lily Kahumoku, Hawaii

2001
*Logan Tom, Stanford
Ogonna Nnamani, Stanford
Robyn Lewis, Stanford
Ashley Ivy, Stanford
Tayyiba Haneef, Long Beach St.
Brittany Hochevar, Long Beach St.

2002
*Keao Burdine, Southern California
Katie Olsovsky, Southern California
April Ross, Southern California
Logan Tom, Stanford
Ogonna Nnamani, Stanford
Kim Willoughby, Hawaii

Individual Records

KILLS, MATCH
46—Elsa Stegemann, Pacific (Cal.) (3) vs. Michigan (2), 12-4-99.

KILLS, TOURNAMENT
139—Sherisa Livingston, Wisconsin, 2000 (14 vs. Bucknell, 25 vs. Northern Iowa, 29 vs. Kansas St., 31 vs. UCLA, 21 vs. Southern California, 19 vs. Nebraska).

TOTAL ATTEMPTS, MATCH
99—Teee Williams-Sanders, Hawaii (3) vs. Cal Poly (2), 12-8-89.

TOTAL ATTEMPTS, TOURNAMENT
317—Nancy Meendering, Nebraska, 1998 (20 vs. Morgan St., 66 vs. Utah, 73 vs. Pepperdine, 78 vs. Wisconsin, 80 vs. Penn St.).

SERVICE ACES, MATCH
11—Beverly Robinson, Tennessee (3) vs. Northwestern (2), 12-4-82.

SERVICE ACES, TOURNAMENT
20—Misty May, Long Beach St., 1998 (4 vs. Southern, 4 vs. Arizona, 4 vs. Illinois, 4 vs. Texas, 2 vs. Florida, 2 vs. Penn St.).

BLOCK SOLOS, MATCH
11—Marsha Bond, Kentucky (1) vs. Hawaii (3), 12-11-83.

BLOCK SOLOS, TOURNAMENT
15—Jayne Gibson, Pacific (Cal.), 1981 (2 vs. Penn St., 4 vs. Cal Poly, 6 vs. Southern California, 3 vs. San Diego St.); Dietre Collins, Hawaii, 1982 (1 vs. San Jose St., 6 vs. Cal Poly, 2 vs. Stanford, 6 vs. Southern California).

DIGS, MATCH
45—Anja Knutsen, Cal Poly (2) vs. Hawaii (3), 12-8-89.

DIGS, TOURNAMENT
95—Dorothy Hert, Pacific (Cal.), 1986 (12 vs. Idaho St., 32 vs. San Diego St., 22 vs. Hawaii, 20 vs. Texas, 9 vs. Nebraska).

HITTING PERCENTAGE, MATCH (Min. 15 Attempts)
.800—Toni Himmer, San Diego St. (3) vs. Colorado St. (0), 12-4-83.

HITTING PERCENTAGE, TOURNAMENT (Min. 75 Attempts)
.564—Marissa Dalee, Arizona 2000 (.588 vs. Alabama A&M, 11-1/17; .667 vs. Michigan, 13-1/18; .294 vs. Brigham Young, 6-1/17; .654 vs. Nebraska, 17-0/26).

Team Records

KILLS, MATCH
112—Texas-Arlington (3) vs. Pepperdine (2), 12-3-88; UC Santa Barb. (2) vs. Cal Poly (3), 12-3-89; Texas (2) vs. LSU (3), 12-9-90.

KILLS, TOURNAMENT
400—Wisconsin, 2000 (31 vs. Bucknell, 80 vs. Northern Iowa, 72 vs. Kansas St., 95 vs. UCLA, 60 vs. Southern California, 62 vs. Nebraska).

TOTAL ATTEMPTS, MATCH
328—UC Santa Barb. (2) vs. Cal Poly (3), 12-3-89.

TOTAL ATTEMPTS, TOURNAMENT
1,019—Wisconsin, 2000 (56 vs. Bucknell, 178 vs. Northern Iowa, 182 vs. Kansas St., 260 vs. UCLA, 152 vs. Southern California, 191 vs. Nebraska).

SERVICE ACES, MATCH

20—Tennessee (3) vs. Northwestern (2), 12-4-82.

SERVICE ACES, TOURNAMENT

43—Long Beach St., 1998 (15 vs. Southern U., 7 vs. Arizona, 8 vs. Illinois, 6 vs. Texas, 4 vs. Florida, 3 vs. Penn St.).

BLOCK SOLOS, MATCH

25—Kentucky (1) vs. Hawaii (3), 12-11-83.

BLOCK SOLOS, TOURNAMENT

35—Hawaii, 1983 (11 vs. Tennessee, 10 vs. Kentucky, 6 vs. Stanford, 8 vs. UCLA).

DIGS, MATCH

177—UC Santa Barb. (2) vs. Cal Poly (3), 12-3-89.

DIGS, TOURNAMENT

410—Wisconsin, 2000 (26 vs. Bucknell, 72 vs. Northern Iowa, 71 vs. Kansas St., 99 vs. UCLA, 67 vs. Southern California, 75 vs. Nebraska).

HITTING PERCENTAGE, MATCH

.667—Stanford (3) vs. Pacific (Cal.) (1), 12-18-83.

HITTING PERCENTAGE, TOURNAMENT (Min. 2 Matches)

.369—Long Beach St., 1995 (.473 vs. Colorado St., 66-14/110; .299 vs. San Diego St., 69-20/164).

Won-Lost Records in Tournament Play

(Note: Beginning in 1986, no third place game was played. Third-place is awarded to both semifinalists.)

Team (Years Participated)	Yrs.	Won	Lost	Pct.	1st	2nd	3rd	4th
Alabama A&M (2000-01-02)	3	0	3	.000	0	0	0	0
American (1997-98-2001-02)	4	0	4	.000	0	0	0	0
Appalachian St. (1993-94)	2	0	2	.000	0	0	0	0
Arizona (1981-82-83-84-85-86-87-88-89-93-94-96-97-98-99-2000-01-02)	18	22	18	.550	0	0	0	0
Arizona St. (1981-82-83-85-86-87-88-92-93-94-95-99-2000-02)	14	7	14	.333	0	0	0	0
Arkansas (1996-97-98-99-2001)	5	5	5	.500	0	0	0	0
Ark.-Little Rock (1996-97-98-2000)	4	0	4	.000	0	0	0	0
Arkansas St. (1992-94-95-99)	4	0	4	.000	0	0	0	0
Ball St. (1992-93-94-95-99-2000-02)	7	2	7	.222	0	0	0	0
Baylor (1999-2001)	2	1	2	.333	0	0	0	0
Bowling Green (1991)	1	0	1	.000	0	0	0	0
Brigham Young (1981-82-83-84-85-86-87-88-90-91-92-93-94-95-96-97-98-99-2000-01)	20	26	20	.565	0	0	1	0
Brown (1996-98)	2	0	2	.000	0	0	0	0
Bucknell (1998-2000)	2	0	2	.000	0	0	0	0
Butler (1997)	1	0	1	.000	0	0	0	0
Cal Poly (1981-82-83-84-85-86-87-88-89-99-2000-02)	12	10	12	.455	0	0	0	0
Cal St. Northridge (1992-96)	2	0	2	.000	0	0	0	0
California (1982-83-87-88-89-2002)	6	4	6	.400	0	0	0	0
UC Irvine (1988)	1	0	1	.000	0	0	0	0
UCLA (1981-82-83-84-85-86-87-88-89-90-91-92-93-94-95-97-98-99-2000-01-02)	21	55	19	.743	3	4	2	1
UC Santa Barb. (1981-82-83-84-85-86-87-88-89-90-91-92-93-94-95-96-97-98-99-2000-01-02)	22	20	22	.524	0	0	0	0
UCF (1994-95-96-97-2001-02)	6	1	6	.143	0	0	0	0
Col. of Charleston (2002)	1	0	1	.000	0	0	0	0
Chattanooga (1997-98)	2	0	2	.000	0	0	0	0
Cincinnati (1981-99-2000-01-02)	5	1	5	.167	0	0	0	0
Clemson (1993-94-97-98-99)	5	2	5	.286	0	0	0	0
Coastal Caro. (1996-98)	2	0	2	.000	0	0	0	0
Colgate (1996-99)	2	0	2	.000	0	0	0	0
Colorado (1989-91-92-93-94-95-96-97-98-99-2000-01)	12	8	12	.400	0	0	0	0
Colorado St. (1983-84-85-86-87-88-95-96-97-98-99-2000-01-02)	14	13	14	.481	0	0	0	0
Cornell (1993)	1	0	1	.000	0	0	0	0
Davidson (1999-2000)	2	0	2	.000	0	0	0	0
DePaul (1993-2001)	21	0	21	.000	0	0	0	0
Duke (1984-85-86-91-92-93-94-2000-01-02)	10	5	10	.333	0	0	0	0
Eastern Ky. (1984)	1	0	1	.000	0	0	0	0
Eastern Ill. (2001)	1	0	1	.000	0	0	0	0
Eastern Wash. (1989-98-99-2001)	4	10	4	.200	0	0	0	0
Fairfield (1997-98-99-2000-01)	5	0	5	.000	0	0	0	0
Florida (1987-91-92-93-94-95-96-97-98-99-2000-01-02)	13	34	13	.723	0	0	6	0
Florida A&M (1999-2001-02)	3	0	3	.000	0	0	0	0
Fla. Atlantic (1999)	1	0	1	.000	0	0	0	0
Florida Int'l (2001)	1	1	1	.500	0	0	0	0
Florida St. (1983-85-87-88-89-90-92-93-97-98-2002)	11	1	11	.083	0	0	0	0
Fresno St. (1984-91-98-2002)	4	2	4	.333	0	0	0	0
George Mason (1993-94-95-96-2002)	5	1	5	.167	0	0	0	0
George Washington (1993-94-95-2000)	4	3	4	.429	0	0	0	0
Georgetown (1998-99)	2	0	2	.000	0	0	0	0
Georgia (1985-86-91-92-93-94-95)	7	5	7	.417	0	0	0	0
Georgia St. (2000)	1	0	1	.000	0	0	0	0
Ga. Southern (2001)	1	0	1	.000	0	0	0	0
Georgia Tech (1994-95-96-2000-01-02)	6	4	6	.400	0	0	0	0
Gonzaga (1990)	1	0	1	.000	0	0	0	0
Hawaii (1981-82-83-84-85-86-87-88-89-90-91-93-94-95-96-97-98-99-2000-01-02)	21	50	18	.735	3	2	2	0
Hofstra (1995-96-97-99-2000)	5	0	5	.000	0	0	0	0
Houston (1989-91-92-93-94-95-96-97-98-99-2000)	11	3	11	.214	0	0	0	0
Idaho (1992-93-94-95)	4	2	4	.333	0	0	0	0
Idaho St. (1986-87-90)	3	0	3	.000	0	0	0	0
Illinois (1985-86-87-88-89-90-91-92-93-94-95-98-99-2001)	14	19	14	.576	0	0	2	0
Illinois St. (1982-83-84-85-88-89-92-93-96-97-98)	11	2	11	.154	0	0	0	0
Indiana (1995-98-99-2002)	4	2	4	.333	0	0	0	0

Team (Years Participated)	Yrs.	Won	Lost	Pct.	1st	2nd	3rd	4th
Iowa (1989-94)	2	0	2	.000	0	0	0	0
Iowa St. (1995)	1	1	1	.500	0	0	0	0
James Madison (1999-2000)	2	0	2	.000	0	0	0	0
Kansas St. (1996-97-98-99-2000-01-02)	7	7	7	.500	0	0	0	0
Kentucky (1983-87-88-90-92-93)	6	7	6	.538	0	0	0	0
Lamar (1983-84-93)	3	0	3	.000	0	0	0	0
Lehigh (1997)	1	0	1	.000	0	0	0	0
Liberty (1997-99-2001)	3	0	3	.000	0	0	0	0
Long Beach St. (1985-87-88-89-90-91-92-93-94-95-96-97-98-99-2000-01-02)	17	44	14	.759	3	2	3	0
LSU (1986-87-89-90-91-92)	6	10	6	.625	0	0	2	0
Louisville (1982-90-91-92-93-94-95-96-98-99-2000-01-02)	13	7	13	.350	0	0	0	0
Loyola Marymount (1986-94-95-96-97-99-2000)	7	4	7	.364	0	0	0	0
Loyola (Ill.) (1995-99-2000)	3	0	3	.000	0	0	0	0
Manhattan (2002)	1	0	1	.000	0	0	0	0
Marshall (1995)	1	0	1	.000	0	0	0	0
Maryland (1990-95-96-97)	4	2	4	.333	0	0	0	0
UMBC (1998)	1	0	1	.000	0	0	0	0
Memphis (1994)	1	0	1	.000	0	0	0	0
Miami (Fla.) (2002)	1	2	1	.667	0	0	0	0
Miami (Ohio) (1981-90-95-96-97-98)	6	1	6	.143	0	0	0	0
Michigan (1997-99-2000-02)	4	3	4	.429	0	0	0	0
Michigan St. (1994-95-96-97-98-99-2000-01-02)	9	11	9	.550	0	0	1	0
Middle Tenn. (1995)	1	0	1	.000	0	0	0	0
Minnesota (1989-93-96-97-99-2000-01-02)	8	12	8	.600	0	0	0	0
Missouri (2000-01-02)	3	1	3	.250	0	0	0	0
Montana (1990-91-94)	3	1	3	.250	0	0	0	0
Morgan St. (1997-98-2000)	3	0	3	.000	0	0	0	0
Nebraska (1982-83-84-85-86-87-88-89-90-91-92-93-94-95-96-97-98-99-2000-01-02)	21	54	19	.740	2	2	4	0
Nevada (1998-2001-02)	3	0	3	.000	0	0	0	0
New Hampshire (1998-2002)	2	0	2	.000	0	0	0	0
New Mexico (1981-88-90-91-92-93-94)	7	5	7	.417	0	0	0	0
North Carolina (1982-83-88-89-98-99-2000-01-02)	9	5	9	.357	0	0	0	0
North Carolina St. (1987)	1	0	1	.000	0	0	0	0
North Texas (1995)	1	0	1	.000	0	0	0	0
Northeastern (2001)	1	0	1	.000	0	0	0	0
Northern Arizona (1999)	1	0	1	.000	0	0	0	0
Northern Ill. (1993-96-97-98-2001)	5	3	5	.375	0	0	0	0
Northern Iowa (1986-87-91-94-95-98-99-2000-01-02)	10	9	10	.474	0	0	0	0
Northwestern (1981-82-83-84-2002)	5	0	5	.000	0	0	0	0
Notre Dame (1988-92-93-94-95-96-97-98-99-2000-01-02)	12	11	12	.478	0	0	0	0
Ohio St. (1989-90-91-92-93-94-95-96-97-98-99-2000-01-02)	14	20	14	.588	0	0	2	0
Oklahoma (1987-88-97)	3	3	3	.500	0	0	0	0
Oral Roberts (1995-96-97-98-99-2000-01-02)	8	4	8	.333	0	0	0	0
Oregon (1984-86-87-89)	4	1	4	.200	0	0	0	0
Oregon St. (1983-2001)	2	0	2	.000	0	0	0	0
Pacific (Cal.) (1981-82-83-84-85-86-87-88-89-90-91-92-93-94-95-96-97-98-99-2000-01-02)	22	45	22	.672	2	1	2	2
Pennsylvania (2001-02)	2	0	2	.000	0	0	0	0
Penn St. (1981-82-83-84-85-86-87-88-89-90-91-92-93-94-95-96-97-98-99-2000-01-02)	22	38	21	.644	1	3	1	0
Pepperdine (1981-82-84-86-87-88-89-90-91-97-98-99-2000-01-02)	15	10	15	.400	0	0	0	0
Pittsburgh (1982-84-86-87-90-91-92-93-94)	9	2	9	.182	0	0	0	0
Prairie View A&M (1999)	1	0	1	.000	0	0	0	0
Princeton (1994-97-99-2000)	4	0	4	.000	0	0	0	0
Providence (1983-85)	2	0	2	.000	0	0	0	0
Purdue (1981-82-83-84-85-87-90)	7	6	7	.462	0	0	0	0
Radford (1993-2000)	2	0	2	.000	0	0	0	0
Rhode Island (1985-91)	2	0	2	.000	0	0	0	0
Rider (1994)	1	0	1	.000	0	0	0	
Robert Morris (1999-2000-01-02)	4	0	4	.000	0	0	0	0
Rutgers (1982)	1	0	1	.000	0	0	0	0
Sacramento St. (1997-98-99-2000-02)	5	1	5	.167	0	0	0	0
Sam Houston St. (1993-96)	2	0	2	.000	0	0	0	0
San Diego (1993-96-97-98-99-2001-02)	7	4	7	.364	0	0	0	0
San Diego St. (1981-82-83-84-85-86-88-89-90-94-95-96-2001)	13	15	13	.536	0	0	2	0
San Jose St. (1982-83-84-85-86-87-88-89-90-98-2000-01)	12	8	13	.381	0	0	0	1
Santa Clara (1992-93-98-99-2000-01-02)	7	2	7	.222	0	0	0	0
Siena (1995)	1	0	1	.000	0	0	0	0
South Carolina (1984-95-97-98-2000-01-02)	7	4	7	.364	0	0	0	0
South Fla. (1993-95-96-97-98-2000-02	7	2	7	.222	0	0	0	0
Southeast Mo. St. (1996-98-99-2000)	4	1	4	.200	0	0	0	0
Southern U. (1998)	1	0	1	.000	0	0	0	0
Southern California (1981-82-83-84-85-87-88-89-91-92-93-94-95-96-97-98-99-2000-01-02)	20	39	18	.684	2	1	2	0
Southwest Mo. St. (1982-90-93)	3	0	3	.000	0	0	0	0
Southwest Tex. St. (1986-91-98)	3	0	3	.000	0	0	0	0
Stanford (1981-82-83-84-85-86-87-88-89-90-91-92-93-94-95-96-97-98-99-2000-01-02)	22	68	18	.791	5	5	3	1
Stephen F. Austin (1994-97-99)	3	0	3	.000	0	0	0	0
Temple (1997-98-99-2002)	4	2	4	.333	0	0	0	0
Tennessee (1981-82-83-84-93-2000)	6	4	6	.400	0	0	0	0
Tenn.-Martin (2002)	1	0	1	.000	0	0	0	0
Tennessee Tech (1997)	1	0	1	.000	0	0	0	0
Texas (1982-83-84-85-86-87-88-89-90-91-92-93-94-95-96-97-98-99-2001-02)	20	40	19	.678	1	1	2	0
Texas-Arlington (1985-86-87-88-89-90-2001-02)	8	7	8	.467	0	0	1	0
Texas A&M (1981-82-85-86-93-94-95-96-97-98-99-2000-01-02)	14	17	14	.548	0	0	0	0
Texas-San Antonio (2000)	1	0	1	.000	0	0	0	0

Team (Years Participated)	Yrs.	Won	Lost	Pct.	1st	2nd	3rd	4th
Texas Tech (1990-91-92-95-96-98-2000-01)	8	3	8	.273	0	0	0	0
U.S. Int'l (1986)	1	0	1	.000	0	0	0	0
Utah (1998-99-2000-01-02)	5	5	5	.500	0	0	0	0
Utah St. (2000-01)	2	2	2	.500	0	0	0	0
Villanova (1997)	1	0	1	.000	0	0	0	0
Virginia (1998-99)	2	0	2	.000	0	0	0	0
Washington (1986-88-89-94-96-97-2002)	7	7	7	.500	0	0	0	0
Washington St. (1991-93-94-95-96-97-2000-01-02)	9	9	9	.500	0	0	0	0
Weber St. (1988)	1	0	1	.000	0	0	0	0
Western Ky. (2002)	1	0	1	.000	0	0	0	0
Western Mich. (1982-83-84-85-86-87-88-89-2000)	9	5	9	.357	0	0	0	0
William & Mary (2001)	1	0	1	.000	0	0	0	0
Winthrop (2002)	1	0	1	.000	0	0	0	0
Wisconsin (1990-91-93-94-96-97-98-99-2000-01-02)	11	19	11	.633	0	1	0	0
Wis.-Milwaukee (1998-99-2000-01-02)	5	0	5	.000	0	0	0	0
Wyoming (1986-89-90-94)	4	2	4	.333	0	0	0	0
Xavier (2001)	1	0	1	.000	0	0	0	0

All-Time Results

1981 First Round: Texas A&M def. Pepperdine, 15-13, 15-12, 9-15, 15-9; Penn St. def. Cincinnati, 15-8, 15-6, 15-2; Purdue def. Tennessee, 15-13, 15-10, 15-10; New Mexico def. Miami (Ohio), 11-15, 15-11, 15-11, 15-9. **Regional Semifinals:** Hawaii def. Texas A&M, 15-6, 15-10, 15-7; Southern California def. Arizona, 15-6, 15-5, 15-10; Pacific (Cal.) def. Penn St., 10-15, 15-13, 15-10, 2-15, 15-13; Cal Poly def. Northwestern, 18-16, 15-11, 16-14; UCLA def. Purdue, 15-11, 6-15, 11-15, 15-8, 15-3; Stanford def. Arizona St., 15-0, 15-10, 15-6; San Diego St. def. New Mexico, 15-7, 15-3, 15-8; UC Santa Barb. def. Brigham Young, 15-11, 13-15, 4-15, 15-9, 15-8. **Regional Finals:** Southern California def. Hawaii, 15-12, 15-4, 11-15, 15-5; Pacific (Cal.) def. Cal Poly, 15-12, 15-12, 8-15, 15-9; UCLA def. Stanford, 4-15, 15-10, 15-10, 10-15, 15-3; San Diego St. def. UC Santa Barb., 15-9, 15-1, 15-8. **Semifinals:** Southern California def. Pacific (Cal.), 9-15, 15-12, 15-11, 10-15, 15-11; UCLA def. San Diego St., 4-15, 15-8, 15-9, 15-8. **Third Place:** San Diego St. def. Pacific (Cal.), 15-5, 15-10, 15-7. **Championship:** Southern California def. UCLA, 9-15, 15-7, 10-15, 15-13, 15-7.

1982 First Round: San Jose St. def. UC Santa Barb., 14-16, 15-6, 15-3, 12-15, 16-14; Arizona St. def. Illinois St., 14-16, 15-13, 15-8, 15-13; Cal Poly def. Pittsburgh, 15-9, 15-2, 15-5; Pacific (Cal.) def. North Carolina, 15-6, 15-3, 15-4; Arizona def. Texas A&M, 15-6, 15-8, 15-7; Texas def. Southwest Mo. St., 15-10, 8-15, 15-7, 15-13; Tennessee def. Northwestern, 15-12, 7-15, 4-15, 15-8, 15-9; Nebraska def. Penn St., 15-13, 15-5, 15-13; Purdue def. Rutgers, 12-15, 15-7, 15-3, 15-9; UCLA def. Louisville, 15-6, 15-4, 15-8; Brigham Young def. Western Mich., 15-10, 15-7, 15-7; California def. Pepperdine, 17-15, 15-13, 15-4. **Regional Semifinals:** Hawaii def. San Jose St., 15-10, 15-8, 15-2; Cal Poly def. Arizona St., 11-15, 15-11, 16-14, 15-10; Stanford def. Texas, 15-8, 15-8, 15-7; Pacific (Cal.) def. Arizona, 15-13, 15-13, 7-15, 15-5; Southern California def. Tennessee, 15-11, 15-7, 15-8; Purdue def. Nebraska, 12-15, 12-15, 15-4, 15-12, 15-5; UCLA def. Brigham Young, 15-5, 15-4, 18-16; San Diego St. def. California, 15-8, 15-11, 11-15, 15-13. **Regional Finals:** Hawaii def. Cal Poly, 5-15, 15-8, 15-12, 15-6; Stanford def. Pacific (Cal.), 15-6, 15-8, 15-11; Southern California def. Purdue, 15-13, 15-3, 15-8; San Diego St. def. UCLA, 15-7, 15-10, 6-15, 15-6. **Semifinals:** Hawaii def. Stanford, 12-15, 15-9, 12-15, 15-11, 15-6; Southern California def. San Diego St., 15-13, 15-12, 15-12. **Third Place:** San Diego St. def. Stanford, 13-15, 15-11, 17-15, 10-15, 16-14. **Championship:** Hawaii def. Southern California, 14-16, 9-15, 15-13, 15-10, 15-12.

1983 First Round: California def. Oregon St., 12-15, 9-15, 15-12, 15-11, 15-10; UC Santa Barb. def. Northwestern, 15-5, 15-13, 15-8; Cal Poly def. San Jose St., 15-5, 15-7, 14-16, 15-13; Purdue def. Illinois St., 15-9, 5-15, 3-15, 15-1, 15-5; Western Mich. def. Nebraska, 9-15, 15-12, 15-12, 15-8; Penn St. def. Providence, 15-10, 15-9, 15-9; Tennessee def. Florida St., 12-15, 12-15, 15-1, 15-10, 15-8; Texas def. Lamar, 15-4, 15-3, 15-10; Kentucky def. North Carolina, 15-2, 15-13, 15-12; Arizona def. Southern California, 15-10, 4-15, 15-10, 4-15, 15-9; San Diego St. def. Colorado St., 15-8, 15-12, 15-9; Brigham Young def. Arizona St., 15-8, 15-8, 15-12. **Regional Semifinals:** Pacific (Cal.) def. California, 15-11, 15-3, 15-3; Cal Poly def. UC Santa Barb., 15-4, 12-15, 15-11, 13-15, 15-4; Western Mich. def. Purdue, 15-3, 9-15, 15-9, 14-16, 15-10; UCLA def. Penn St., 15-1, 16-14, 15-11; Hawaii def. Tennessee, 15-6, 15-7, 15-4; Kentucky def. Texas, 15-7, 6-15, 14-16, 15-13, 15-10; San Diego St. def. Arizona, 11-15, 15-7, 15-1, 15-5; Stanford def. Brigham Young, 16-14, 4-15, 15-12, 15-4. **Regional Finals:** Pacific (Cal.) def. Cal Poly, 15-9, 15-3, 15-10; UCLA def. Western Mich., 15-6, 15-8, 15-12; Hawaii def. Kentucky, 10-15, 18-16, 15-9, 15-10; Stanford def. San Diego St., 15-7, 15-11, 15-8. **Semifinals:** UCLA def. Pacific (Cal.), 15-5, 15-12, 15-17, 9-15, 15-7; Hawaii def. Stanford, 15-9, 15-7, 15-7. **Third Place:** Stanford def. Pacific (Cal.), 7-15, 15-8, 15-11, 15-2. **Championship:** Hawaii def. UCLA, 15-13, 15-4, 15-10.

1984 First Round: Colorado St. def. Arizona, 15-13, 15-11, 10-15, 15-11; San Diego St. def. Brigham Young, 15-13, 15-9, 15-11; Southern California def. Pepperdine, 15-6, 14-16, 15-8, 13-15, 15-8; Nebraska def. Pittsburgh, 15-6, 15-10, 18-16; Western Mich. def. Illinois St., 15-13, 9-15, 15-8, 17-15; Penn St. def. Northwestern, 7-15, 15-9, 15-4, 9-15, 15-3; Fresno St. def. UC Santa Barb., 12-15, 15-13, 15-11, 15-6; San Jose St. def. Purdue, 5-15, 15-8, 15-9, 15-13; Oregon def. Hawaii, 15-9, 16-4, 14-16, 3-15, 15-9; Texas def. Lamar, 15-4, 15-10, 15-8; Tennessee def. Eastern Ky., 15-2, 15-6, 15-9; Duke def. South Carolina, 15-13, 15-8, 10-15, 15-9. **Regional Semifinals:** Stanford def. Colorado St., 15-2, 15-5, 15-5; Southern California def. San Diego St., 15-7, 15-13, 15-10; Nebraska def. Western Mich., 15-12, 15-10, 8-15, 15-7; Pacific (Cal.) def. Penn St., 15-4, 15-8, 15-12; Fresno St. def. Cal Poly, 7-15, 15-11, 4-15, 15-4, 16-14; San Jose St. def. Oregon, 15-4, 17-15, 15-12; Texas def. Tennessee, 15-6, 15-7, 10-15, 15-6; UCLA def. Duke, 15-4, 15-3, 15-8. **Regional Finals:** Stanford def. Southern California, 11-15, 14-16, 15-9, 15-9, 15-10; Pacific (Cal.) def. Nebraska, 15-7, 15-8, 13-15, 15-3; San Jose St. def. Fresno St., 15-6, 6-15, 15-5, 15-4; UCLA def. Texas, 15-17, 15-11, 15-13, 16-14. **Semifinals:** Stanford def. Pacific (Cal.), 15-11, 15-10, 15-12; UCLA def. San Jose St., 15-6, 15-2, 15-4. **Third Place:** Pacific (Cal.) def. San Jose St., 7-15, 15-13, 15-9, 15-6. **Championship:** UCLA def. Stanford, 15-12, 7-15, 15-10, 9-15, 15-13.

1985 First Round: Colorado St. def. Rhode Island, 15-5, 15-8, 15-3; Arizona def. Arizona St., 12-15, 13-15, 15-11, 15-12, 15-13; Brigham Young def. Providence, 15-3, 15-4, 15-5; Nebraska def. Penn St., 15-8, 15-7, 15-12; Purdue def. Illinois St., 15-11, 15-5, 15-6; Illinois def. Western Mich., 15-9, 15-11, 12-15, 15-2; Georgia def. Florida St., 15-6, 15-1, 15-10; Texas A&M def. Texas-Arlington, 15-6, 11-15, 16-14, 8-15, 15-10; Texas def. Duke, 15-9, 15-6, 15-8; Cal Poly def. UC Santa Barb., 15-13, 15-9, 7-15, 12-15, 15-13; San Jose St. def. Long Beach St., 16-14, 15-13, 15-12; Hawaii def. San Diego St., 15-12, 11-15, 15-8, 16-14. **Regional Semifinals:** Stanford def. Colorado St., 15-6, 15-10, 15-8; Brigham Young def. Arizona, 12-15, 15-10, 15-6, 8-15, 16-14; Nebraska def. Purdue, 15-1, 16-14, 12-15, 15-11; Southern California def. Illinois, 15-8, 15-8, 15-9; UCLA def. Georgia, 15-3, 15-5, 15-8; Texas def. Texas A&M, 15-6, 15-8, 15-3; Cal Poly def. San Jose St., 15-9, 15-5, 15-9; Pacific (Cal.) def. Hawaii, 15-7, 15-6, 15-4. **Regional Finals:** Stanford def. Brigham Young, 15-7, 10-15, 15-9, 15-12; Southern California def. Nebraska, 5-15, 15-11, 15-12, 15-7; UCLA def. Texas, 15-8, 15-10, 15-11; Pacific (Cal.) def. Cal Poly, 16-14, 15-13, 15-7. **Semifinals:** Stanford def. Southern California, 15-9, 7-15, 15-10, 15-6; Pacific (Cal.) def. UCLA, 15-11, 15-7, 9-15, 17-15. **Third Place:** Southern California def. UCLA, 15-7, 15-12, 8-15, 11-15, 15-3. **Championship:** Pacific (Cal.) def. Stanford, 15-17, 15-7, 15-12, 15-13.

1986 First Round: Pacific (Cal.) def. Idaho St., 15-7, 15-9, 15-4; San Diego St. def. UC Santa Barb., 15-11, 15-8, 9-15, 15-11; San Jose St. def. Cal Poly, 15-7, 14-16, 15-11, 15-11; Hawaii def. U.S. Int'l, 15-5, 15-4, 15-8; Texas-Arlington def. Southwest Tex. St., 9-15, 15-3, 15-7, 15-6; LSU def. Arizona, 15-12, 5-15, 15-12, 12-15, 15-9; Georgia def. Texas A&M, 5-15, 15-4, 15-10, 15-6; Texas def. Duke, 15-8, 15-3, 13-15, 15-0; Nebraska def. Pittsburgh, 11-15, 15-5, 15-10, 15-7; Penn St. def. Wyoming, 13-15, 15-2, 15-7, 15-4; Western Mich. def. Colorado St., 16-14, 15-2, 15-12; Illinois def. Northern Iowa, 9-15, 15-1, 15-6, 15-10; Loyola Marymount def. UCLA, 1-15, 9-15, 15-8, 15-12, 16-14; Stanford def. Oregon, 15-9, 15-7, 10-15, 15-4; Arizona St. def. Pepperdine, 15-9, 15-11, 15-3; Brigham Young def. Washington, 15-4, 15-8, 15-10. **Regional Semifinals:** Pacific (Cal.) def. San Diego St., 15-9, 15-13, 15-10; Hawaii def. San Jose St., 8-15, 6-15, 16-14, 15-12, 15-11; LSU def. Texas-Arlington, 15-7, 15-5, 15-9; Texas def. Georgia, 15-9, 15-8, 15-11; Nebraska def. Penn St., 7-15, 15-4, 16-14, 16-18, 15-9; Illinois def. Western Mich., 15-4, 15-10, 15-4; Stanford def. Loyola Marymount, 15-8, 15-7, 15-11; Brigham Young def. Arizona St., 15-10, 15-3, 15-17, 15-12. **Regional Finals:** Pacific (Cal.) def. Hawaii, 15-7, 6-15, 15-6, 15-12; Texas def. LSU, 15-3, 15-11, 15-13; Nebraska def. Illinois, 15-9, 15-8, 15-3; Stanford def. Brigham Young, 15-12, 15-13, 15-12. **Semifinals:** Pacific (Cal.) def. Texas, 15-6, 15-1, 16-14; Nebraska def. Stanford, 7-15, 15-2, 15-10, 15-10. **Championship:** Pacific (Cal.) def. Nebraska, 15-12, 15-4, 15-4.

1987 First Round: Hawaii def. Arizona, 15-4, 15-11, 15-10; Cal Poly def. UC Santa Barb., 11-15, 15-9, 15-5, 15-8; San Jose St. def. Idaho St., 15-9, 15-10, 15-10; Pacific (Cal.) def. Long Beach St., 15-3, 15-12, 15-6; Illinois def. Pittsburgh, 5-15, 15-4, 15-3, 15-2; Western Mich. def. Oklahoma, 15-3, 15-8, 15-9; Purdue def. Penn St., 15-4, 15-9, 17-15; Nebraska def. Northern Iowa, 15-9, 15-1, 15-6; Texas def. Florida St., 15-6, 15-11, 15-9; Florida def. LSU, 15-12, 7-15, 15-10, 10-15, 15-10; Texas-Arlington def. Arizona St., 15-9, 15-6, 15-10; Kentucky def. North Carolina St., 15-13, 15-5, 15-8; Brigham Young def. Pepperdine, 15-11, 15-12, 15-6; UCLA def. California, 15-12, 11-15, 15-11, 15-2; Colorado St. def. Southern California, 7-15, 15-8, 15-9, 11-15, 15-12; Stanford def. Oregon, 15-6, 15-8, 15-4. **Regional Semifinals:** Hawaii def. Cal Poly, 15-4, 15-10, 15-8; Pacific (Cal.) def. San Jose St., 15-9, 15-9, 15-6; Illinois def. Western Mich., 15-11, 9-15, 15-7, 12-15, 15-10; Nebraska def. Purdue, 15-8, 15-12, 15-3; Texas def. Florida, 15-9, 15-4, 15-3; Kentucky def. Texas-Arlington, 13-15, 15-13, 15-11, 18-16; Brigham Young def. UCLA, 17-15, 15-4, 11-15, 15-12; Stanford def. Colorado St., 15-8, 15-9, 15-12. **Regional Finals:** Hawaii def. Pacific (Cal.), 15-11, 15-9, 15-12; Illinois def.

Nebraska, 15-11, 15-12, 15-5; Texas def. Kentucky, 9-15, 15-12, 15-9, 15-4; Stanford def. Brigham Young, 15-9, 15-6, 11-15, 15-4. **Semifinals:** Hawaii def. Illinois, 19-17, 15-13, 15-11; Stanford def. Texas, 11-15, 15-12, 8-15, 15-6, 15-5. **Championship:** Hawaii def. Stanford, 15-10, 15-10, 9-15, 15-1.

1988 First Round: UCLA def. California, 15-10, 15-8, 15-12; Brigham Young def. Arizona, 11-15, 15-9, 15-7, 15-5; Washington def. Arizona St., 15-11, 15-10, 15-11; Stanford def. Southern California, 15-3, 15-7, 15-11; Texas-Arlington def. Pepperdine, 13-15, 15-11, 15-10, 8-15, 15-3; Kentucky def. New Mexico, 16-14, 15-1, 12-15, 9-15, 15-9; Colorado St. def. Florida St., 15-3, 15-3, 8-15, 15-7; Texas def. North Carolina, 15-7, 15-6, 15-6; Illinois def. Illinois St., 15-11, 15-5, 15-4; Notre Dame def. Penn St., 15-13, 15-10, 14-16, 15-10; Oklahoma def. Western Mich., 15-6, 15-8, 15-7; Nebraska def. Weber St., 15-10, 15-5, 14-16, 8-15, 15-8; Long Beach St. def. UC Irvine, 15-12, 11-15, 15-6, 7-15, 16-14; Pacific (Cal.) def. UC Santa Barb., 15-4, 15-11, 15-6; San Diego St. def. San Jose St., 15-7, 15-13, 14-16, 15-8; Hawaii def. Cal Poly, 15-12, 15-7, 15-11. **Regional Semifinals:** UCLA def. Brigham Young, 15-7, 15-7, 15-13; Washington def. Stanford, 15-11, 3-15, 9-15, 15-9, 15-8; Texas-Arlington def. Kentucky, 15-7, 13-15, 15-13, 15-4; Texas def. Colorado St., 15-3, 15-8, 15-5; Illinois def. Notre Dame, 15-5, 15-9, 5-15, 13-15, 15-9; Oklahoma def. Nebraska, 15-12, 15-9, 8-15, 11-15, 15-10; Pacific (Cal.) def. Long Beach St., 15-10, 16-18, 15-11, 15-6; Hawaii def. San Diego St., 15-4, 15-8, 15-13. **Regional Finals:** UCLA def. Washington, 15-7, 16-14, 15-9; Texas def. Texas-Arlington, 15-10, 15-2, 15-7; Illinois def. Oklahoma, 15-11, 15-8, 15-4; Hawaii def. Pacific (Cal.), 15-10, 15-7, 13-15, 15-8. **Semifinals:** Texas def. UCLA, 16-14, 15-11, 15-13; Hawaii def. Illinois, 15-1, 15-12, 13-15, 15-13. **Championship:** Texas def. Hawaii, 15-4, 16-14, 15-13.

1989 First Round: Hawaii def. Eastern Wash., 15-2, 15-9, 15-7; Cal Poly def. UC Santa Barb., 14-16, 15-12, 14-16, 16-14, 15-12; Long Beach St. def. San Diego St., 15-7, 15-7, 15-10; Pacific (Cal.) def. San Jose St., 15-11, 15-8, 15-6; Texas def. Western Mich., 15-10, 16-14, 15-3; California def. Florida St., 11-15, 15-11, 15-13, 15-13; LSU def. Houston, 13-15, 15-12, 8-15, 15-7, 15-3; Texas-Arlington def. North Carolina, 13-15, 15-6, 15-13, 15-6; Nebraska def. Illinois St., 15-7, 15-11, 15-12; Minnesota def. Colorado, 15-11, 16-14, 15-11; Illinois def. Penn St., 15-5, 15-9, 15-2; Ohio St. def. Iowa, 15-9, 15-6, 15-13; UCLA def. Pepperdine, 9-15, 15-10, 15-6, 15-4; Arizona def. Oregon, 15-9, 15-7, 15-12; Stanford def. Southern California, 15-8, 13-15, 15-5, 15-7; Wyoming def. Washington, 15-9, 15-8, 15-10. **Regional Semifinals:** Hawaii def. Cal Poly, 15-9, 15-17, 9-15, 15-12, 15-12; Long Beach St. def. Pacific (Cal.), 15-11, 9-15, 15-12, 15-9; Texas def. California, 15-11, 15-6, 15-10; Texas-Arlington def. LSU, 13-15, 11-15, 15-11, 15-13, 15-5; Nebraska def. Minnesota, 15-10, 11-15, 15-13, 15-12; Illinois def. Ohio St., 13-15, 15-7, 15-10, 17-15; UCLA def. Arizona, 15-11, 16-14, 16-14; Wyoming def. Stanford, 15-6, 3-15, 10-15, 15-12, 15-11. **Regional Finals:** Long Beach St. def. Hawaii, 11-15, 15-13, 10-15, 15-8, 15-10; Texas-Arlington def. Texas, 15-8, 11-15, 11-15, 15-9, 15-10; Nebraska def. Illinois, 17-15, 15-5, 15-8; UCLA def. Wyoming, 15-8, 15-10, 15-11. **Semifinals:** Long Beach St. def. Texas-Arlington, 15-6, 11-15, 15-10, 15-7; Nebraska def. UCLA, 15-13, 15-11, 15-6. **Championship:** Long Beach St. def. Nebraska, 15-12, 15-0, 15-6.

1990 First Round: UCLA def. Gonzaga, 15-6, 15-7, 15-12; New Mexico def. Pepperdine, 15-7, 15-10, 15-12; San Diego St. def. Brigham Young, 15-10, 15-8, 12-15, 15-13; Stanford def. Wyoming, 15-4, 15-5, 15-8; Texas Tech def. Texas-Arlington, 16-14, 15-4, 16-14; LSU def. Louisville, 15-9, 15-1, 15-7; Kentucky def. Florida St., 15-12, 15-10, 10-15, 15-10; Texas def. Maryland, 15-3, 15-5, 15-7; Hawaii def. Southwest Mo. St., 15-4, 15-11, 15-4; Long Beach St. def. San Jose St., 15-10, 15-10, 15-7; UC Santa Barb. def. Idaho St., 15-12, 15-4, 15-10; Pacific (Cal.) def. Montana, 15-3, 15-10, 15-9; Penn St. def. Purdue, 15-8, 16-14, 15-4; Wisconsin def. Illinois, 15-10, 15-9, 15-10; Pittsburgh def. Ohio St., 15-12, 15-13, 9-15, 15-13; Nebraska def. Miami (Ohio), 15-3, 15-9, 15-9. **Regional Semifinals:** UCLA def. New Mexico, 15-8, 11-15, 15-3, 16-14; Stanford def. San Diego St., 15-11, 13-15, 15-6, 15-1; LSU def. Texas Tech, 15-11, 15-12, 15-5; Texas def. Kentucky, 15-4, 15-5, 15-5; Long Beach St. def. Hawaii, 15-11, 8-15, 15-13, 15-13; Pacific (Cal.) def. UC Santa Barb., 15-8, 15-9, 15-5; Penn St. def. Wisconsin, 15-6, 15-6, 15-3; Nebraska def. Pittsburgh, 15-7, 15-11, 15-7. **Regional Finals:** UCLA def. Stanford, 15-10, 15-8, 15-12; LSU def. Texas, 8-15, 4-15, 15-10, 15-11, 17-15; Pacific (Cal.) def. Long Beach St., 15-8, 16-14, 14-16, 15-6; Nebraska def. Penn St., 15-12, 16-14, 10-15, 15-5. **Semifinals:** UCLA def. LSU, 15-13, 15-10, 15-6; Pacific (Cal.) def. Nebraska, 15-13, 11-15, 15-9, 15-12. **Championship:** UCLA def. Pacific (Cal.), 15-9, 15-12, 15-7.

1991 First Round: Stanford def. Rhode Island, 15-1, 15-2, 15-11; Southern California def. Brigham Young, 15-7, 15-6, 1-15, 15-9; UCLA def. Pepperdine, 15-3, 15-8, 15-11; New Mexico def. Washington St., 15-5, 11-15, 15-9, 15-4; Ohio St. def. Pittsburgh, 15-9, 17-15, 9-15, 15-7; Penn St. def. Colorado, 8-15, 10-15, 15-11, 15-6, 15-11; Wisconsin def. Bowling Green, 15-8, 15-4, 16-14; Nebraska def. Illinois, 15-5, 15-8, 15-12; LSU def. Houston, 15-5, 15-5, 16-14; Texas Tech def. Georgia, 15-5, 15-6, 15-4; Texas def. Duke, 15-3, 15-9, 15-12; Florida def. Louisville, 15-5, 15-13, 15-10; Hawaii def. Southwest Tex. St., 17-15, 15-6, 15-7; Pacific (Cal.) def. Montana, 15-2, 15-6, 15-3; UC Santa Barb. def. Fresno St., 15-9, 15-7, 17-16; Long Beach St. def. Northern Iowa, 15-7, 15-3, 15-6. **Regional Semifinals:** Stanford def. Southern California, 12-15, 15-6, 9-15, 15-10, 15-9; UCLA def. New Mexico, 15-12, 15-10, 15-10; Ohio St. def. Penn St., 13-15, 15-9, 11-15, 15-5, 15-11; Nebraska def. Wisconsin, 15-9, 15-10, 15-10; LSU def. Texas Tech, 15-6, 15-7, 15-10; Florida def. Texas, 3-15, 15-10, 15-9, 15-5; Hawaii def. Pacific (Cal.), 16-14, 15-13, 15-10; Long Beach St. def. UC Santa Barb., 15-10, 7-15, 16-14, 15-10. **Regional Finals:** UCLA def. Stanford, 15-2, 15-12, 16-14; Ohio St. def. Nebraska, 9-15, 15-9, 17-16, 15-7; LSU def. Florida, 15-10, 15-10, 12-15, 15-13; Long Beach St. def. Hawaii, 15-6, 15-10, 8-15, 8-15, 15-11. **Semifinals:** UCLA def. Ohio St., 15-8, 15-8, 15-5; Long Beach St. def. LSU, 15-13, 6-15, 15-10, 15-13. **Championship:** UCLA def. Long Beach St., 12-15, 13-15, 15-12, 15-6, 15-11.

1992 First Round: UCLA def. Ball St., 15-1, 15-4, 15-0; Arizona St. def. New Mexico, 12-15, 9-15, 15-11, 15-5, 15-4; Southern California def. Cal St. Northridge, 16-14, 15-8, 15-10; Brigham Young def. Santa Clara, 15-4, 15-13, 16-14; Florida def. Florida St., 15-9, 15-3, 15-10; Kentucky def. Duke, 15-6, 15-11, 7-15, 15-11; LSU def. Texas Tech, 15-7, 15-8, 15-5; Texas def. Georgia, 15-12, 15-2, 10-15, 15-8; Long Beach St. def. Arkansas St., 13-15, 15-3, 15-8, 15-11; Illinois St. def. Houston, 15-12, 15-9, 15-13; UC Santa Barb. def. Idaho, 15-3, 15-8, 15-13; Pacific (Cal.) def. Louisville, 15-13, 15-6, 15-5; Stanford def. Pittsburgh, 15-3, 15-2, 15-4; Penn St. def. Notre Dame, 15-13, 15-8, 15-9; Nebraska def. Colorado, 15-11, 15-8, 8-15, 19-17; Illinois def. Ohio St., 15-2, 15-7, 15-12. **Regional Semifinals:** UCLA def. Arizona St., 15-3, 15-9, 15-3; Brigham Young def. Southern California, 15-5, 15-5, 13-15, 15-11; Florida def. Kentucky, 15-13, 15-10, 16-14; Texas def. LSU, 15-9, 13-15, 15-12, 15-4; Long Beach St. def. Illinois St., 15-8, 15-7, 15-4; Pacific (Cal.) def. UC Santa Barb., 15-9, 15-2, 8-15, 15-6; Stanford def. Penn St., 15-13, 15-6, 15-13; Illinois def. Nebraska, 15-10, 15-7, 15-10. **Regional Finals:** UCLA def. Brigham Young, 15-5, 15-8, 15-9; Florida def. Texas, 8-15, 14-16, 15-6, 15-2, 15-11; Long Beach St. def. Pacific (Cal.), 4-15, 15-12, 15-11, 15-7; Stanford def. Illinois, 17-15, 15-6, 15-17, 15-10. **Semifinals:** UCLA def. Florida, 15-12, 15-12, 15-10; Stanford def. Long Beach St., 15-10, 15-12, 6-15, 15-9. **Championship:** Stanford def. UCLA, 15-8, 15-9, 6-15, 15-10.

1993 First Round: New Mexico def. Santa Clara, 15-11, 11-15, 15-11, 15-8; Southern California def. Radford, 15-2, 15-6, 15-1; Arizona def. Lamar, 15-11, 15-4, 15-7; Washington St. def. San Diego, 14-16, 15-9, 15-5, 15-11; Minnesota def. Ball St., 15-6, 15-11, 15-9; Nebraska def. Cornell, 15-7, 15-4, 15-1; Northern Ill. def. Illinois St., 17-15, 16-14, 15-13; Illinois def. Southwest Mo. St., 15-7, 15-13, 17-15; George Washington def. Pittsburgh, 15-13, 10-15, 15-9, 12-15, 15-13; Idaho def. Appalachian St., 15-5, 15-8, 15-2; Florida St. def. DePaul, 15-8, 7-15, 15-10, 15-13; Wisconsin def. South Fla., 15-4, 15-7, 16-14; Texas A&M def. George Mason, 15-5, 15-5, 11-15, 15-6; Duke def. Louisville, 15-12, 15-11, 15-13; Tennessee def. Sam Houston St., 15-12, 15-5, 6-15, 15-9; Houston def. Clemson, 15-11, 15-10, 15-10. **Second Round:** UCLA def. New Mexico, 15-8, 15-3, 15-6; Stanford def. Southern California, 15-11, 15-7, 13-15, 15-5; Arizona def. Arizona St., 5-15, 15-7, 5-15, 15-9, 15-11; Brigham Young def. Washington St., 15-6, 15-11, 15-4; Minnesota def. UC Santa Barb., 15-13, 7-15, 15-5, 14-16, 15-10; Notre Dame def. Nebraska, 15-11, 15-10, 15-8; Penn St. def. Northern Ill., 15-5, 15-8, 15-8; Colorado def. Illinois, 15-7, 15-5, 15-10; Long Beach St. def. George Washington, 15-3, 15-8, 15-5; Ohio St. def. Idaho, 7-15, 15-6, 16-14, 15-2; Pacific (Cal.) def. Florida St., 15-6, 15-17, 15-6, 15-9; Hawaii def. Wisconsin, 16-14, 15-10, 15-7; Texas def. Texas A&M, 15-10, 15-3, 15-8; Duke def. Kentucky, 15-12, 15-9, 15-12; Georgia def. Tennessee, 15-3, 15-10, 5-15, 15-11; Florida def. Houston, 15-10, 15-10, 15-8. **Regional Semifinals:** UCLA def. Stanford, 15-11, 12-15, 15-5, 15-10; Brigham Young def. Arizona, 15-8, 11-15, 15-9, 15-8; Notre Dame def. Minnesota, 15-9, 11-15, 15-13, 11-15, 15-13; Penn St. def. Colorado, 9-15, 16-14, 16-18, 15-8, 15-7; Long Beach St. def. Ohio St., 15-7, 15-9, 13-15, 15-12; Hawaii def. Pacific (Cal.), 15-6, 15-13, 12-15, 15-10; Texas def. Duke, 15-9, 15-12, 15-11; Florida def. Georgia, 16-14, 15-9, 15-13. **Regional Finals:** Brigham Young def. UCLA, 16-14, 17-15, 15-11; Penn St. def. Notre Dame, 15-12, 15-5, 15-12; Long Beach St. def. Hawaii, 15-12, 15-7, 15-12; Florida def. Texas, 15-11, 15-8, 11-15, 12-15, 15-10. **Semifinals:** Penn St. def. Brigham Young, 15-13, 6-15, 16-14, 15-12; Long Beach St. def. Florida, 15-10, 15-6, 15-3. **Championship:** Long Beach St. def. Penn St., 15-13, 12-15, 15-11, 16-14.

1994 First Round: Washington def. Wyoming, 7-15, 15-9, 15-4, 15-13; San Diego St. def. Memphis, 7-15, 15-6, 15-5, 15-9; Arizona def. Loyola Marymount, 15-13, 9-15, 15-6, 15-3; New Mexico def. Washington St., 15-7, 8-15, 13-15, 15-11, 15-8; Texas A&M def. Michigan St., 15-12, 15-9, 14-16, 15-5; UC Santa Barb. def. Princeton, 15-3, 15-1, 15-9; Idaho def. UCF, 15-2, 15-5, 15-5; Montana def. Arkansas St., 14-16, 15-10, 15-9, 17-15; George Washington def. Wisconsin, 15-13, 15-11, 12-15, 12-15, 15-10; Northern Iowa def. Rider, 15-0, 15-2, 15-3; Pittsburgh def. Iowa, 5-15, 16-14, 4-15, 16-14, 15-10; Ball St. def. Illinois, 15-12, 8-15, 15-7, 8-15, 16-14; Georgia Tech def. George Mason, 15-10, 15-11, 5-15, 15-5; Georgia def. Appalachian St., 15-6, 15-4, 15-5; Texas def. Louisville, 15-10, 16-14, 15-10; Clemson def. Stephen F. Austin, 12-15, 13-15, 15-9, 15-11, 15-8. **Second Round:** Stanford def. Washington, 15-5, 15-11, 15-3; Arizona St. def. San Diego St., 15-13, 6-15, 9-15, 15-6, 15-12; Arizona def. Brigham Young, 10-15, 15-5, 15-4, 15-10; Southern California def. New Mexico, 15-13, 15-4, 15-6; Ohio St. def. Texas A&M, 15-6, 15-13, 15-10; Pacific (Cal.) def. UC Santa Barb., 15-13, 18-16, 9-15, 10-15, 15-13; Hawaii def. Idaho, 17-15, 15-11, 15-7; Long Beach St. def. Montana, 15-10, 15-6, 15-8; Nebraska def. George Washington, 17-15, 15-9, 15-8; Colorado def. Northern Iowa, 14-16, 15-13, 15-9, 15-12; Notre Dame def. Pittsburgh, 9-15, 15-11, 15-13, 15-13; Penn St. def. Ball St., 15-8, 15-5, 18-16; UCLA def. Georgia Tech, 15-7, 15-9, 15-8; Duke def. Georgia, 15-11, 15-3, 15-4; Florida def. Texas, 15-13, 15-8, 17-15; Houston def. Clemson, 15-1, 15-13, 15-12. **Regional Semifinals:** Stanford def. Arizona St., 15-8, 15-3, 15-6; Southern California def. Arizona, 15-7, 15-9, 15-7; Ohio St. def. Pacific (Cal.), 15-10, 10-15, 15-11, 15-4; Long Beach St. def. Hawaii, 15-12, 12-15, 15-11, 11-15, 15-10; Nebraska def. Colorado, 15-11, 15-7, 15-5; Penn St. def. Notre Dame, 15-4, 15-6, 15-2; UCLA def. Duke, 15-3, 15-3, 15-4; Houston def. Florida, 13-15, 15-6, 15-11, 15-4. **Regional Finals:** Stanford def. Southern California, 15-13, 15-13, 15-6; Ohio St. def. Long Beach St., 15-5, 14-16, 15-9, 15-5; Penn St. def. Nebraska, 12-15, 15-11, 15-9, 15-8; UCLA def. Houston, 15-5, 15-7, 15-12. **Semifinals:** Stanford def. Ohio St., 15-11, 15-9, 15-7; UCLA def. Penn St., 3-15, 15-4, 15-9, 5-15, 15-11. **Championship:** Stanford def. UCLA, 15-10, 5-15, 16-14, 15-13.

1995 First Round: Northern Iowa def. Colorado, 15-7, 15-12, 21-19; Southern California def. North Texas, 15-6, 15-2, 15-1; Oral Roberts def. Loyola Marymount, 14-16, 11-15, 15-13, 17-15, 15-12; Iowa St. def. Idaho, 15-13, 15-5, 15-10; Texas Tech def. Arkansas St., 15-2, 12-15, 10-15, 15-6, 15-11; South Carolina def. Hofstra, 15-7, 15-10, 15-1; Georgia def. Marshall, 15-7, 15-3, 15-3; George Washington def. Middle Tenn., 15-1, 15-13, 15-9; George

Mason def. Indiana, 15-8, 15-10, 15-13; Georgia Tech def. Siena, 15-8, 15-10, 15-0; Maryland def. Miami (Ohio), 15-9, 15-3, 15-11; Ball St. def. Loyola (Ill.), 15-13, 15-11, 15-8; Louisville def. UCF, 4-15, 15-11, 15-11, 15-2; UC Santa Barb. def. South Fla., 15-9, 15-13, 15-8; Long Beach St. def. Colorado St., 15-3, 15-11, 15-2; Brigham Young def. Houston, 15-5, 15-10, 15-8. **Second Round:** Stanford def. Northern Iowa, 15-12, 15-8, 15-3; Pacific (Cal.) def. Southern California, 15-9, 15-13, 15-5; Oral Roberts def. Washington St., 16-14, 15-6, 15-10; Notre Dame def. Iowa St., 15-3, 16-14, 15-10; Florida def. Texas Tech, 6-15, 13-15, 15-9, 15-5, 18-16; Texas A&M def. South Carolina, 15-6, 17-15, 15-12; Illinois def. Georgia, 15-10, 15-11, 10-15, 15-9; Texas def. George Washington, 15-6, 15-1, 15-6; Nebraska def. George Mason, 15-2, 15-5, 16-14; Penn St. def. Georgia Tech, 15-8, 15-5, 15-5; Ohio St. def. Maryland, 12-15, 15-10, 15-11, 15-13; UCLA def. Ball St., 15-4, 15-4, 15-7; Hawaii def. Louisville, 15-4, 15-7, 15-2; Arizona St. def. UC Santa Barb., 15-7, 13-15, 15-5, 4-15, 15-9; San Diego St. def. Long Beach St., 15-17, 15-13, 15-12, 15-11; Michigan St. def. Brigham Young, 15-7, 15-9, 15-7. **Regional Semifinals:** Stanford def. Southern California, 15-6, 15-12, 15-8; Oral Roberts def. Notre Dame, 15-9, 15-11, 15-4; Florida def. Texas A&M, 15-4, 15-13, 15-4; Texas def. Illinois, 15-13, 15-12, 15-3; Nebraska def. Penn St., 15-7, 15-6, 14-16, 15-2; UCLA def. Ohio St., 15-6, 15-6, 15-9; Hawaii def. Arizona St., 15-8, 15-5, 11-15, 15-13; Michigan St. def. San Diego St., 15-11, 15-13, 15-10. **Regional Finals:** Stanford def. Oral Roberts, 15-4, 15-7, 15-4; Texas def. Florida, 9-15, 15-7, 15-8, 10-15, 15-13; Nebraska def. UCLA, 15-9, 15-7, 16-14; Michigan St. def. Hawaii, 6-15, 8-15, 15-10, 15-7, 15-12. **Semifinals:** Texas def. Stanford, 15-13, 0-15, 15-17, 15-6, 15-12; Nebraska def. Michigan St., 10-15, 15-8, 15-8, 9-15, 15-8. **Championship:** Nebraska def. Texas, 11-15, 15-2, 15-7, 16-14.

1996 First Round: Colorado St. def. Houston, 15-10, 15-13, 15-11; Southern California def. Southeast Mo. St., 15-2, 15-5, 15-1; UC Santa Barb. def. Northern Ill., 12-15, 16-14, 4-15, 15-9, 15-12; Kansas St. def. Cal St. Northridge, 15-12, 14-16, 15-11, 15-13; Arkansas def. Rhode Island, 15-12, 15-8, 12-15, 9-15, 15-11; Louisville def. Brown, 15-3, 15-1, 15-7; Wisconsin def. Colgate, 15-5, 15-3, 15-11; Georgia Tech def. Coastal Caro., 15-13, 15-7, 15-8; Colorado def. Oral Roberts, 15-9, 13-15, 15-7, 15-12; San Diego St. def. Sam Houston St., 15-4, 15-2, 13-15, 15-9; Washington def. Texas Tech, 15-5, 15-6, 15-9; Arizona def. San Diego, 15-4, 7-15, 15-7, 8-15, 15-13; Illinois St. def. Miami (Ohio), 15-1, 6-15, 15-5, 15-5; Notre Dame def. Hofstra, 15-2, 15-4, 15-2; Texas A&M def. Ark.-Little Rock, 15-3, 15-8, 15-4; Minnesota def. UCF, 8-15, 12-15, 15-12, 15-9, 17-15. **Second Round:** Stanford def. Colorado St., 15-10, 15-4, 15-7; Southern California def. South Fla., 15-8, 15-5, 15-6; Loyola Marymount def. UC Santa Barb., 14-16, 15-7, 15-8, 15-9; Washington St. def. Kansas St., 15-6, 16-14, 15-12; Nebraska def. Arkansas, 15-8, 12-15, 15-7, 15-7; Louisville def. Maryland, 9-15, 16-14, 15-9, 15-3; Wisconsin def. George Mason, 2-15, 15-9, 15-10, 15-11; Penn St. def. Georgia Tech, 15-7, 15-10, 15-13; Hawaii def. Colorado, 15-12, 15-11, 15-13; Texas def. San Diego St., 17-15, 15-13, 15-5; Brigham Young def. Washington, 15-7, 8-15, 15-8, 15-7; Pacific (Cal.) def. Arizona, 7-15, 15-12, 15-1, 15-8; Florida def. Illinois St., 16-14, 16-14, 15-3; Ohio St. def. Notre Dame, 8-15, 11-15, 15-11, 15-11, 15-8; Michigan St. def. Texas A&M, 19-17, 15-13, 15-12; Long Beach St. def. Minnesota, 15-10, 15-13, 15-6. **Regional Semifinals:** Stanford def. Southern California, 15-3, 15-7, 15-7; Washington St. def. Loyola Marymount, 15-12, 11-15, 15-13, 15-8; Nebraska def. Louisville, 15-7, 15-6, 15-4; Penn St. def. Wisconsin, 15-11, 15-5, 15-5; Hawaii def. Texas, 15-13, 13-15, 15-13, 15-2; Brigham Young def. Pacific (Cal.), 15-7, 8-15, 15-4, 13-15, 15-13; Florida def. Ohio St., 15-8, 14-16, 13-15, 15-12, 15-6; Michigan St. def. Long Beach St., 15-4, 13-15, 15-6, 15-8. **Regional Finals:** Stanford def. Washington St., 15-12, 15-13, 15-9; Nebraska def. Penn St., 15-12, 8-15, 15-13, 9-15, 20-18; Hawaii def. Brigham Young, 15-10, 15-6, 15-6; Florida def. Michigan St., 7-15, 15-7, 15-9, 17-15. **Semifinals:** Stanford def. Nebraska, 9-15, 15-7, 15-9, 15-8; Hawaii def. Florida, 15-11, 15-8, 15-9. **Championship:** Stanford def. Hawaii, 15-7, 15-3, 15-5.

1997 First Round: Northern Ill. def. Villanova, 15-6, 15-11, 12-15, 14-16, 16-14; Ohio St. def. Fairfield, 15-2, 15-2, 15-8; Maryland def. Princeton, 15-6, 15-13, 15-11; Michigan def. Temple, 15-8, 6-15, 15-12, 8-15, 15-10; Texas A&M def. Hofstra, 15-5, 15-5, 15-4; Minnesota def. Miami (Ohio), 16-14, 15-5, 15-12; UCF def. Clemson, 15-7, 15-13, 15-1; Arkansas def. Ark.-Little Rock, 15-11, 15-3, 15-3; Notre Dame def. Liberty, 15-9, 15-3, 15-2; Colorado St. def. American, 15-5, 15-2, 15-17, 15-1; Washington St. def. Lehigh, 15-2, 15-5, 15-0; South Fla. def. Florida St., 8-15, 15-4, 15-13, 7-15, 15-9; Loyola Marymount def. Hawaii, 15-7, 15-7, 15-4; Washington def. Chattanooga, 15-4, 15-3, 15-2; Pacific (Cal.) def. Sacramento St., 15-11, 15-7, 17-19, 15-11; San Diego def. Kansas St., 11-15, 15-10, 15-7, 15-6; Southern California def. Morgan St., 15-2, 15-7, 15-7; Michigan St. def. Butler, 15-5, 15-6, 15-9; Oklahoma def. Houston, 15-12, 15-9, 16-14; Colorado def. Tennessee Tech, 15-4, 15-3, 15-7; Oral Roberts def. Arizona, 13-15, 15-8, 8-15, 15-1, 15-11; South Carolina def. Illinois St., 15-7, 15-7, 15-10; Texas def. Stephen F. Austin, 15-8, 15-9, 15-12; UCLA def. Pepperdine, 15-10, 15-12, 14-16, 15-9. **Second Round:** Penn St. def. Northern Ill., 15-8, 15-7, 15-4; Ohio St. def. Maryland, 15-13, 15-10, 15-9; Texas A&M def. Michigan, 15-10, 15-6, 15-6; Brigham Young def. Minnesota, 15-8, 15-9, 15-11; Wisconsin def. UCF, 15-7, 15-8, 15-13; Notre Dame def. Arkansas, 9-15, 15-7, 15-10, 16-14; Washington St. def. Colorado St., 15-12, 12-15, 15-6, 15-13; Florida def. South Fla., 15-12, 15-9, 15-5; Long Beach St. def. Loyola Marymount, 15-9, 15-5, 15-5; Washington def. Pacific (Cal.), 7-15, 15-9, 15-10, 15-10; Southern California def. San Diego, 7-15, 15-17, 15-12, 15-5, 16-14; Nebraska def. Michigan St., 15-7, 15-12, 15-4; Stanford def. Oklahoma, 15-2, 15-6, 15-7; Colorado def. Oral Roberts, 13-15, 15-10, 14-16, 15-6, 15-12; Texas def. South Carolina, 15-11, 15-3, 15-10; UC Santa Barb. def. UCLA, 15-8, 15-8, 6-15, 6-15, 16-14. **Regional Semifinals:** Penn St. def. Ohio St., 15-4, 15-4, 15-10; Brigham Young def. Texas A&M, 15-12, 7-15, 17-15, 13-15, 16-14; Wisconsin def. Notre Dame, 9-15, 15-12, 18-16, 15-11; Florida def. Washington St., 15-10, 15-6, 15-8; Long Beach St. def. Washington, 15-4, 15-5, 15-13; Nebraska def. Southern California, 15-13, 12-15, 14-16, 15-7, 15-12; Stanford def. Colorado, 15-7, 15-3, 15-1; UC Santa Barb. def. Texas, 15-13, 16-14, 15-6. **Regional Finals:** Penn St. def. Brigham Young, 15-0, 15-12, 15-10; Florida def. Wisconsin, 8-15, 14-16, 15-7, 15-11, 15-5; Long Beach St. def. Nebraska, 15-9, 15-9, 15-3; Stanford def. UC Santa Barb., 15-12, 15-12, 15-3. **Semifinals:** Penn St. def. Florida, 15-11, 15-12, 15-13; Stanford def. Long Beach St., 9-15, 15-10, 15-4, 17-15. **Championship:** Stanford def. Penn St., 15-10, 15-6, 2-15, 15-17, 15-9.

1998 First Round: Long Beach St. def. Southern U., 15-0, 15-0, 15-0; Arizona def. Fresno St., 16-14, 15-9, 15-11; Colorado def. San Jose St., 15-12, 15-9, 15-9; Illinois def. Southwest Texas St., 15-7, 15-7, 15-17, 15-8; Colorado St. def. South Carolina, 6-15, 15-7, 15-7, 10-15, 15-12; Texas def. Wis.-Milwaukee, 15-6, 15-7, 15-13; Notre Dame def. Eastern Wash., 15-2, 13-15, 15-11, 15-11; Stanford def. Southeast Mo. St., 15-10, 10-15, 15-7, 15-7; Florida def. Chattanooga, 15-1, 15-3, 15-5; Ohio St. def. Texas Tech, 12-15, 13-15, 15-10, 15-3, 15-10; Texas A&M def. Temple, 15-7, 15-11, 14-16, 15-5; Southern California def. UMBC, 15-3, 15-5, 15-10; Indiana def. Northern Iowa, 17-15, 15-7, 15-5; Arkansas def. New Hampshire, 15-3, 15-0, 15-13; Miami (Ohio) def. Nevada, 15-12, 15-12, 15-9; Hawaii def. Brown, 15-3, 15-5, 15-6; Penn St. def. Bucknell, 15-5, 15-1, 15-5; Clemson def. Fairfield, 15-9, 15-9, 15-5; Northern Ill. def. Florida St., 10-15, 15-11, 15-10, 15-12; Louisville def. American, 15-13, 15-11, 15-10; Sacramento St. def. Houston, 15-9, 15-10, 15-10; Pacific (Cal.) def. Fla. Atlantic, 15-5, 15-8, 15-5; Kansas St. def. Georgetown, 15-9, 15-6, 15-7; Brigham Young def. Coastal Caro., 15-1, 15-7, 15-3; Nebraska def. Morgan St., 15-1, 15-2, 15-0; Utah def. Illinois St., 15-11, 15-12, 15-5; North Carolina def. Oral Roberts, 15-7, 5-15, 4-15, 15-11, 15-11; Pepperdine def. Michigan St., 15-13, 13-15, 15-12, 13-15, 15-8; UCLA def. Virginia, 15-7, 15-6, 14-16, 15-5; UC Santa Barb. def. Santa Clara, 15-4, 15-7, 15-11; San Diego def. South Fla., 15-5, 15-12, 15-12; Wisconsin def. Ark.-Little Rock, 15-4, 15-1, 15-1. **Second Round:** Long Beach St. def. Arizona, 15-11, 15-4, 15-6; Illinois def. Colorado, 15-12, 15-11, 16-14; Texas def. Colorado St., 15-6, 15-6, 15-9; Stanford def. Notre Dame, 15-1, 15-5, 15-1; Florida def. Ohio St., 15-5, 13-15, 16-14, 15-12; Southern California def. Texas A&M, 15-8, 8-15, 15-5, 15-5; Arkansas def. Indiana, 15-8, 15-5, 15-4; Hawaii def. Miami (Ohio), 15-4, 15-5, 15-12; Penn St. def. Clemson, 15-2, 15-11, 15-5; Louisville def. Northern Ill., 11-15, 15-7, 15-11, 15-10; Pacific (Cal.) def. Sacramento St., 15-4, 15-5, 15-3; Brigham Young def. Kansas St., 15-6, 15-10, 17-15; Nebraska def. Utah, 14-16, 15-4, 15-8, 15-9; Pepperdine def. North Carolina, 16-14, 15-11, 15-8; UC Santa Barb. def. UCLA, 15-8, 8-15, 15-13, 15-11; Wisconsin def. San Diego, 15-10, 15-10, 18-16. **Regional Semifinals:** Texas def. Stanford, 16-14, 15-5, 4-15, 16-14; Long Beach St. def. Illinois, 16-14, 15-4, 15-11; Florida def. Southern California, 15-13, 12-15, 15-9, 15-9; Hawaii def. Arkansas, 15-13, 15-9, 15-9; Brigham Young def. Pacific (Cal.), 15-7, 15-5, 12-15, 16-14; Penn St. def. Louisville, 15-5, 15-8, 15-2; Wisconsin def. UC Santa Barb., 9-15, 15-8, 8-15, 15-5, 15-13; Nebraska def. Pepperdine, 16-14, 10-15, 14-16, 15-1, 15-12. **Regional Finals:** Long Beach St. def. Texas, 15-9, 15-9, 15-2; Florida def. Hawaii, 11-15, 4-15, 15-10, 15-4, 15-7; Penn St. def. Brigham Young, 18-16, 15-2, 15-10; Nebraska def. Wisconsin, 12-15, 18-16, 9-15, 15-10, 15-10. **Semifinals:** Long Beach St. def. Florida, 15-2, 15-8, 15-10; Penn St. def. Nebraska, 15-11, 15-8, 8-15, 15-11. **Championship:** Long Beach St. def. Penn St., 15-3, 15-10, 13-15, 14-16, 15-12.

1999 First Round: Illinois def. Wis.-Milwaukee, 15-13, 10-15, 15-12, 15-6; Florida def. Liberty, 15-4, 15-1, 15-2; Santa Clara def. Cincinatti, 15-13, 15-12, 9-15, 15-5; Stanford def. Fla. Atlantic, 15-3, 15-1, 15-5; Arizona def. Virginia, 15-8, 15-4, 15-12; Texas def. Houston, 15-6, 15-7, 15-10; San Diego def. James Madison, 15-3, 15-7, 15-11; Nebraska def. Davidson, 15-3, 15-5, 15-3; Loyola Marymount def. Southeast Mo. St., 15-8, 15-6, 11-15, 5-15, 20-18; UC Santa Barb. def. Oral Roberts, 15-11, 15-9, 15-8; Utah def. Colorado, 15-10, 15-6, 17-15; Hawaii def. Prairie View, 15-3, 15-0, 15-3; North Carolina def. Northern Ariz., 15-6, 15-8, 15-10; Texas A&M def. Stephen F. Austin, 15-4, 15-7, 15-1; Kansas St. def. Louisville, 15-1, 15-6, 15-10; Colorado St. def. Loyola (Ill.), 15-5, 15-9, 15-8; Northern Iowa def. Ball St., 12-15, 15-9, 10-15, 15-2, 15-12; Indiana def. Clemson, 15-9, 11-15, 15-5, 15-12; Baylor def. Temple, 11-15, 16-14, 15-7, 15-12; Penn St. def. Robert Morris, 15-1, 15-1, 15-2; Minnesota def. Sacramento St., 15-9, 15-10, 15-10; Southern California def. Hofstra, 15-0, 15-9, 15-8; Michigan St. def. Cal Poly, 10-15, 15-10, 15-10, 15-13; Pepperdine def. Arkansas St., 15-3, 15-2, 15-5; Michigan def. Fairfield, 15-8, 15-7, 15-7; Pacific (Cal.) def. Colgate, 15-7, 15-4, 15-7; Arizona St. def. Wisconsin, 17-15, 15-10, 15-3; Brigham Young def. Princeton, 15-5, 15-5, 15-5; Arkansas def. Georgetown, 15-3, 10-15, 15-1, 15-6; Long Beach St. def. Florida A&M, 15-6, 15-10, 15-1; Ohio St. def. Notre Dame, 13-15, 15-10, 16-14, 15-7; UCLA def. Eastern Wash., 15-5, 15-5, 17-15. **Second Round:** Florida def. Illinois, 15-8, 7-15, 16-14, 9-15, 15-12; Stanford def. Santa Clara, 15-9, 15-6, 11-15, 15-5; Arizona def. Texas, 15-8, 15-6, 15-7; Nebraska def. San Diego, 15-12, 15-8, 15-9; UC Santa Barb. def. Loyola Marymount, 15-5, 15-11, 14-16, 15-5; Hawaii def. Utah, 15-11, 15-6, 15-4; Texas A&M def. North Carolina, 15-8, 15-4, 15-8; Colorado. St. def. Kansas St., 15-12, 8-15, 15-13, 15-10; Northern Iowa def. Indiana, 17-15, 10-15, 15-10, 16-14; Penn St. def. Baylor, 15-2, 15-6, 15-10.; Minnesota def. Southern California, 3-15, 4-15, 16-14, 15-10, 15-10; Pepperdine def. Michigan St., 15-5, 15-9, 12-15, 15-5; Pacific (Cal.) def. Michigan, 10-15, 16-14, 15-3, 12-15, 19-17; Brigham Young def. Wisconsin, 6-15, 15-10, 15-4, 15-9; Long Beach St. def. Arkansas, 15-6, 15-6, 15-11; UCLA def. Ohio St., 15-10, 15-12, 15-10. **Regionals:** Penn St. def. Minnesota, 15-9, 15-9, 17-15; UCLA def. Pepperdine, 15-9, 15-12, 17-15; Penn St. def. UCLA, 15-11, 15-9, 15-5; Stanford def. Arizona, 6-15, 15-6, 15-7, 15-7; UC Santa Barb def. Nebraska, 15-5, 7-15, 15-8, 15-3; Stanford def. UC Santa Barb., 15-12, 15-6, 15-10; Long Beach St. def. Colorado St., 15-5, 15-13, 13-15, 15-10; Texas A&M def. Hawaii, 15-9, 12-15, 15-9, 15-12; Long Beach St. def. Texas A&M, 15-4, 15-7, 15-13; Florida def. Brigham Young, 15-12, 15-8, 15-10; Pacific (Cal.) def. Northern Iowa, 15-2, 15-4, 15-7; Pacific (Cal.) def. Florida, 15-8, 16-14, 15-8. **Semifinals:** Penn St. def. Pacific (Cal.), 14-16, 15-5, 15-6, 7-15, 15-12; Stanford def. Long Beach St., 15-10, 15-10, 15-3. **Championship:** Penn St. def. Stanford, 15-2, 15-11, 15-5.

2000 First Round: Utah def. Texas Tech, 6-15, 15-8, 2-15, 15-10, 15-12; Hawaii def. Davidson, 15-5, 15-6, 15-8;

Long Beach St. def. San Jose St., 17-15, 13-15, 15-11, 15-4; Santa Clara def. Sacramento St., 15-12, 15-10, 15-1; Stanford def. Loyola Marymount, 15-11, 15-6, 15-9; Arizona St. def Duke, 15-3,12-15, 16-14, 15-12; Minnesota def. Robert Morris, 15-1, 15-6, 15-2; UC Santa Barb. def. Tex.-San Antonio, 15-5, 15-5, 15-11; Southeast Mo. St. def. North Carolina, 13-15, 12-15, 15-12, 15-6, 15-13; Florida def. Ark.-Little Rock, 15-2, 15-6, 15-4; Cal Poly def. South Fla., 15-11, 13-15, 15-13, 15-12; Southern California def. Georgia St., 15-2, 15-4, 15-3; Washington St. def. Tennessee, 15-10, 15-1, 15-8; Penn St. def. James Madison, 15-12, 15-11, 15-7; Colorado def. Georgia Tech, 11-15, 15-5, 16-14, 15-10; Colorado St. def. Radford, 15-3, 15-6, 15-5; South Carolina def. George Washington, 15-13, 15-10, 15-3; Nebraska def. Princeton, 15-9, 15-2, 15-7; Notre Dame def. Cincinnati, 15-2, 15-12, 15-10; Ohio St. def. Ball St., 16-14, 15-3, 14-16, 15-10; Utah St. def. Missouri, 5-15, 15-6, 3-15, 16-14, 15-9; Brigham Young def. Hofstra, 15-3, 15-10, 15-6; Michigan def. Louisville, 15-12, 15-11, 2-15, 15-12; Arizona def. Alabama A&M, 15-1, 15-3, 15-3; Northern Iowa def. Western Michigan, 16-14, 8-15, 15-7, 15-8; Wisconsin def. Bucknell, 15-1, 15-0, 15-3; Kansas St. def. Loyola (Ill.), 15-7, 15-4, 6-15, 15-9; Pepperdine def. Fairfield, 15-4, 15-9, 14-16, 17-15; Texas A&M def. Houston, 15-6, 15-1, 15-8; Pacific (Cal.) def. Oral Roberts, 15-2, 15-9, 15-6; Michigan St. def. Wis.-Milwaukee, 15-6, 15-4, 7-15, 19-17; UCLA def. Morgan St., 15-4, 15-6, 15-5. **Second Round:** Hawaii def. Utah, 15-12, 15-8, 15-8; Long Beach St. def. Santa Clara, 9-15, 17-15, 15-9, 15-10, 19-17; UC Santa Barb. def. Stanford, 9-15, 16-14, 15-8, 14-16, 16-14; Florida def. Southeast Mo. St., 15-1, 15-7, 15-5; Minnesota def. Arizona St., 15-12, 10-15, 15-7, 15-6; Southern California def. Cal Poly, 15-4, 17-15, 15-6; Penn St. def. Washington St., 15-6, 15-7, 9-15, 15-3; Colorado St. def. Colorado, 15-11, 10-15, 10-15, 15-6, 15-10; Nebraska def. South Carolina, 15-11, 9-15, 13-15, 15-12, 15-13; Ohio St. def. Notre Dame, 12-15, 15-3, 15-9, 6-15, 15-13; Brigham Young def. Utah St., 15-9, 15-10, 15-10; Arizona def. Michigan, 15-1, 15-1, 15-8; Wisconsin def. Northern Iowa, 15-13, 14-16, 15-5, 15-6; Kansas St. def. Pepperdine, 19-17, 15-13, 10-15, 15-3; Pacific (Cal.) def. Texas A&M, 17-15, 15-9, 15-8; UCLA def. Michigan St., 15-7, 13-15, 14-16, 15-6, 15-9. **Regionals:** UC Santa Barb. def. Minnesota, 15-12, 7-15, 15-7, 15-10; Hawaii def. Long Beach St., 11-15, 15-13, 15-9, 12-15, 15-6; Hawaii def. UC Santa Barb., 8-15, 15-1, 15-10, 15-3; Penn St. def. Colorado St., 9-15, 15-11, 15-12, 15-7; Southern California def. Florida, 15-13, 15-13, 15-11; Southern California def. Penn St., 15-11, 15-9, 15-4; Arizona def. Brigham Young, 15-6, 15-6, 15-9; Nebraska def. Ohio St., 15-9, 15-6, 15-5; Nebraska def. Arizona, 15-7, 19-17, 15-11; UCLA def. Pacific, 15-10, 10-15, 15-11, 15-11; Wisconsin def. Kansas St., 15-3, 14-16, 15-10, 15-6; Wisconsin def. UCLA, 15-7, 5-15, 16-14, 14-16, 15-12. **Semifinals:** Nebraska def. Hawaii, 15-3, 15-12, 9-15,15-10; Wisconsin def. Southern California, 15-10, 15-9, 15-9. **Championship:** Nebraska def. Wisconsin, 15-9, 9-15, 7-15, 15-2, 15-9.

2001 First Round: San Diego def. UC Santa Barb., 26-30, 26-30, 30-28, 30-27, 15-10; Long Beach St. def. San Diego St., 30-21, 30-16, 30-24; Minnesota def. DePaul, 30-25, 30-27, 30-25; Northern Iowa def. Northern Ill., 30-24, 30-25, 31-29; Eastern Wash. def. Oregon St., 33-31, 19-30, 30-28, 23-30, 15-10; Hawaii def. Washington St., 34-32, 30-26, 30-23; Penn St. def. Fairfield, 30-21, 30-24, 30-24; UCLA def. Pennsylvania, 30-26, 30-25, 30-23; Arizona def. Eastern Ill., 30-14, 30-14, 30-21; Illinois def. Missouri, 26-30, 40-38, 30-25, 30-27; Pacific (Cal.) def. Alabama A&M, 30-18, 30-13, 30-16; Louisville def. Georgia Tech, 34-32, 30-19, 27-30, 24-30, 15-4; Cincinnati def. Xavier, 30-27, 30-27, 17-30, 30-28; Ohio St. def. Robert Morris, 30-17, 30-16, 30-13; Southern California def. Liberty, 30-18, 30-20, 30-14; Duke def. William & Mary, 30-25, 30-18, 30-21; San Jose St. def. Santa Clara, 17-30, 30-24, 24-30, 30-25, 16-14; Stanford def. Nevada, 30-20, 30-16, 30-20; Utah St. def. Brigham Young, 30-26, 29-31, 30-23, 27-30, 16-14; Utah def. Texas Tech, 30-24, 31-29, 30-23; Texas def. Northeastern, 30-22, 30-19, 30-22; Texas A&M def. Texas-Arlington, 30-16, 30-17, 30-17; Michigan St. def. Notre Dame, 25-30, 30-16, 30-20, 30-24; Wisconsin def. Wis.-Milwaukee, 30-19, 30-15, 30-27; Pepperdine def. Ga. Southern, 30-21, 30-22, 30-22; North Carolina def. South Carolina, 30-25, 30-32, 30-25, 30-21; Florida Int'l def. UCF, 31-29, 30-21, 30-25; Florida def. Florida A&M, 30-20, 30-13, 30-22; Colorado def. American, 30-25, 30-22, 30-22; Colorado St. def. Baylor, 30-21, 23-30, 30-24, 30-24; Nebraska def. Oral Roberts, 30-8, 30-15, 30-23; Kansas St. def. Arkansas, 30-15, 18-30, 27-30, 30-18, 15-8. **Second Round:** Long Beach St. def. San Diego, 30-28, 30-16, 30-13; Northern Iowa def. Minnesota, 26-30, 21-30, 30-21, 30-19, 17-15; Hawaii def. Eastern Wash., 30-22, 28-30, 30-20, 20-28; UCLA def. Penn St., 30-11, 30-28, 30-18; Arizona def. Illinois, 32-30, 30-26, 27-30, 30-20; Pacific (Cal.) def. Louisville, 24-30, 30-26, 30-19, 30-22; Ohio St. def. Cincinnati, 30-16, 22-30, 30-27, 30-20; Southern California def. Duke, 30-18, 30-19, 30-22; Stanford def. San Jose St., 30-25, 30-21, 30-23; Utah def. Utah St., 30-21, 30-18, 26-30, 30-22; Texas A&M def. Texas, 30-24, 30-22, 30-27; Wisconsin def. Michigan St., 30-21, 30-22, 30-24; Pepperdine def. North Carolina, 30-27, 30-26, 30-23; Florida def. Florida Int'l, 30-23, 31-29, 30-26; Colorado St. def. Colorado, 28-30, 30-17, 30-21, 31-33, 16-14; Nebraska def. Kansas St., 30-25, 28-30, 30-26, 30-19. **Regionals:** UCLA def. Hawaii, 30-25, 30-28, 22-30, 30-22; Long Beach St. def. Northern Iowa, 30-19 30-21 30-14; Long Beach St. def. UCLA, 30-25, 30-28, 30-21; Arizona def. Pacific (Cal.), 30-26, 30-24, 30-27; Southern California def. Ohio St., 30-25 30-20 30-27; Arizona def. Southern California, 25-30, 30-24, 30-24, 28-30, 15-12; Texas A&M def. Wisconsin, 30-28, 30-24, 30-23; Stanford def. Utah, 30-17, 30-17, 28-30, 30-19; Stanford def. Texas A&M, 30-21, 30-19, 30-20; Florida def. Pepperdine, 30-28, 30-25, 30-16; Nebraska def. Colorado St., 29-31, 30-21, 30-26, 36-34; Nebraska def. Florida, 30-18, 30-24, 28-30, 25-30, 15-13. **Semifinals:** Long Beach St. def. Arizona, 30-27, 30-25, 30-20; Stanford def. Nebraska, 31-29, 30-28, 30-21. **Championship:** Stanford def. Long Beach St., 31-29, 30-28, 30-25.

2002 First Round: Southern California def. San Diego, 30-27, 30-15, 30-24; Texas A&M def. Utah, 31-29, 30-27, 30-15; Michigan St. def. George Mason, 30-28, 30-13, 30-21; Notre Dame def. Col. of Charleston, 30-23, 30-24, 28-30, 30-27; Pepperdine def. Cal Poly, 30-19, 30-16, 30-19; UCLA def. Long Beach St., 30-25, 30-27, 30-21; California def. Santa Clara, 19-30, 30-20, 30-22, 30-20; UC Santa Barb. def. Fresno St., 30-20, 28-30, 30-21, 30-26; Florida def. UCF, 30-14, 30-20, 30-21; South Fla. def. Florida St., 30-21, 30-19, 30-28; Temple def. Manhattan, 30-32, 30-21, 30-15, 33-31; Penn St. def. Pennsylvania, 30-23, 30-10, 30-26; Washington St. def. Oral Roberts, 30-26, 30-17, 30-21; Kansas St. def. Michigan, 30-26, 30-25, 35-33; Missouri def. Northwestern, 25-30, 30-20, 31-29, 40-38; Northern Iowa def. Wis.-Milwaukee, 30-18, 30-15, 26-30, 30-27; Nebraska def. Tenn.-Martin, 30-12, 30-17, 30-14; Arizona St. def. Cincinnati, 35-33, 30-20, 27-30, 19-30, 15-10; Miami (Fla.) def. Duke, 30-25, 30-18, 30-20; Wisconsin def. Alabama A&M, 30-17, 30-13, 30-15; North Carolina def. Winthrop, 30-24, 30-20, 30-18; South Carolina def. American, 30-10, 30-28, 23-30, 30-19; Washington def. Colorado St., 26-30, 30-25, 30-22, 30-27; Hawaii def. Western Ky., 30-18, 30-25, 30-21; Minnesota def. New Hampshire, 30-18, 28-30, 30-17, 30-21; Georgia Tech def. Florida A&M, 30-21, 30-27, 30-17; Texas def. Indiana, 30-22, 36-38, 30-17, 24-30, 15-10; Arizona def. Texas-Arlington, 30-22, 30-26, 30-20; Ohio St. def. Robert Morris, 30-22, 30-20, 30-16; Louisville def. Ball St., 30-24, 30-24, 30-25; Pacific (Cal.) def. Nevada, 30-24, 14-30, 25-30, 30-28, 15-11; Stanford def. Sacramento St., 30-22, 30-8, 30-17. **Second Round:** Southern California def. Texas A&M, 30-18, 30-21, 30-23; Michigan St. def. Notre Dame, 30-28, 30-20, 30-23; Pepperdine def. UCLA, 30-26, 23-30, 30-26, 30-26; UC Santa Barb. def. California, 30-26, 30-25, 30-26; Florida def. South Fla., 35-33, 30-24, 20-30, 30-18; Temple def. Penn St., 30-24, 30-26, 26-30, 30-23; Washington St. def. Kansas St., 32-30, 21-30, 30-22, 31-29; Northern Iowa def. Missouri, 25-30, 22-30, 30-27, 30-27, 15-10; Nebraska def. Arizona St., 30-22, 30-21, 30-27; Miami (Fla.) def. Wisconsin, 30-25, 20-30, 30-21, 30-22; North Carolina def. South Carolina, 30-23, 28-30, 30-26, 30-23; Hawaii def. Washington, 30-26, 39-37, 30-25; Minnesota def. Georgia Tech, 30-28, 31-29, 26-30, 30-28; Arizona def. Texas, 30-25, 25-30, 18-30, 30-22, 15-9; Ohio St. def. Louisville, 30-26, 30-28, 30-24; Stanford def. Pacific (Cal.), 30-26, 29-31, 30-14, 30-21. **Regionals:** Southern California def. Michigan St., 30-17, 30-23, 30-15; Pepperdine def. UC Santa Barb., 30-22, 30-23, 25-30, 30-19; Southern California def. Pepperdine, 30-24, 30-20, 30-17; Florida def. Temple, 30-15, 30-27, 30-14; Washington St. def. Northern Iowa, 31-29, 30-21, 30-21; Florida def. Washington St., 27-30, 30-19, 30-25, 30-16; Nebraska def. Miami (Fla.), 30-18, 30-17, 30-21; Hawaii def. North Carolina, 30-21, 30-23, 30-22; Hawaii def. Nebraska, 30-25, 25-30, 30-27, 30-21; Arizona def. Minnesota, 32-30, 34-32, 28-30, 30-19; Stanford def. Ohio St., 30-24, 30-25, 30-27; Stanford def. Arizona, 30-14, 30-17, 30-25. **Semifinals:** Stanford def. Hawaii, 30-25, 30-27, 30-24; Southern California def. Florida, 24-30, 30-25, 30-26, 30-24. **Championship:** Southern California def. Stanford, 30-27, 23-30, 30-24, 30-26.

Volleyball

DIVISION II

2002 Championship

Edited by: Keri Potts.

Highlights

Brigham Young-Hawaii overcame a five-point deficit in the final game to sweep Truman, 30-21, 30-24, 30-21, and win its second title December 7 at West Texas A&M. The Seasiders won their other championship in 1999.

The key to the Seasiders' success was a constant middle attack that disrupted Truman's game plan. Brigham Young-Hawaii's Chun Yi Lin and Ashley Moeai pounded down 38 kills together, one less than Truman's team total.

All-Tournament team: Chun Yi Lin, Yu Chaun Weng, Lo and Ashley Moeai of Brigham Young-Hawaii; Truman's Monica Marlowe, Shelby Ortwerth and Jessica Sears; Carly Mille and Nicole Byle of Grand Valley State; Jess Anne Fernandes of West Texas A&M; Tampa's Ericka Womack and Northern Colorado's Erin Deffenbaugh.

For more, go to the December 23, 2002, issue of The NCAA News on the World Wide Web.

TOURNAMENT PERCENTAGE LEADERS

Player, Team	K	E	TA	*Pct.	SA	DG	BS
Elyse Mohme, Central Mo. St.	49	6	94	.457	1	6	1
Kim Bostrom, South Dakota St.	45	11	79	.430	1	2	1
Ashley Moeai, BYU-Hawaii	75	17	144	.403	7	23	3
Ashley Walton, Edinboro	57	18	97	.402	0	8	1
Yana Nivona, North Ala.	40	2	97	.392	0	9	0
Chun Li Lin, BYU-Hawaii	79	18	160	.381	4	21	7
Jess Anne Fernandes, West Tex. A&M	38	7	86	.360	1	10	7
Bunmi Akinnusotu, Bryant	41	7	95	.358	0	0	3
Shannon Stroud, West Tex. A&M	58	15	126	.341	4	44	0
Carrie Potthast, Central Mo. St.	64	21	131	.328	0	47	1
Erin Deffenbaugh, Northern Colo.	79	18	186	.328	1	42	0

LEGEND: K (kills), E (errors), TA (total attempts), SA (service aces), DG (digs), BS (block solos).

**Percentage is derived by subtracting errors from kills and dividing that remainder by total attempts. Minimum of 75 attempts to qualify.*



Photo by Henry Bargas/NCAA Photos

Ashley Moeai's all-tournament performance helped lead BYU-Hawaii to its second championship.

Results

REGIONALS

NOVEMBER 22-AT GRAND VALLEY ST.

Lewis	K	E	TA	Pct.	A	SA	DG	BS
Elisa Bott	2	5	17	-.176	0	0	12	2
Katie Gilman	11	3	33	.242	0	0	3	0
Kathy Sulkowski	8	3	26	.192	0	0	5	0
Lisa Paasch	5	3	16	.125	0	1	2	0
Stacy Moss	0	1	3	-.333	25	0	7	0
Mary Cortsen	4	2	19	.105	1	0	4	0
Abby Hodge	0	0	0	.000	0	0	0	0
Stephanie Brandys	0	1	5	-.200	2	0	11	0
Rory Harrison	0	0	0	.000	0	0	0	0
Maggie Haen	0	0	1	.000	1	0	0	0
Totals	30	18	120	.100	29	1	45	2

Southern Ind.	K	E	TA	Pct.	A	SA	DG	BS
Shannon Wells	11	6	34	.147	1	3	18	1
Kim Boehmer	3	0	9	.333	51	0	7	0
Greta Grinstead	7	4	18	.167	1	3	1	0
Natalie Atzinger	12	2	21	.476	0	0	2	1
Leeanne Gross	12	1	24	.458	1	2	9	1
Kristina Kavanaugh	13	7	29	.207	0	0	15	0
Ashley Riordan	0	0	1	.000	0	0	5	0
Kristine Wheeler	0	0	0	.000	0	0	7	0
Totals	58	20	136	.279	54	8	64	3

Lewis	27	15	17
Southern Ind.	30	30	30

NOVEMBER 22

Ferris St.	K	E	TA	Pct.	A	SA	DG	BS
Stephanie Speed	17	4	34	.382	0	1	11	0
Karla Fairbanks	20	11	48	.188	0	3	9	0
Becky Thurau	12	6	30	.200	0	1	2	1
Erin Rind	5	2	13	.231	2	0	5	0
Alaina Olds	17	6	40	.275	1	1	19	2
Ashley Green	1	3	13	-.154	62	1	14	0
Lauren Heine	1	1	2	.000	0	0	1	0
Brittny Godlewski	0	0	0	.000	0	0	10	0
Totals	73	33	180	.222	65	7	71	3

Wheeling Jesuit	K	E	TA	Pct.	A	SA	DG	BS
Sarah Carr	10	3	21	.333	0	0	1	0
Waleska Carrion	12	8	36	.111	2	0	10	0
C. Harris-Anderson	6	4	18	.111	0	1	2	0
Kirstin Hearn	5	1	13	.308	55	3	10	0
Bethany Biggs	18	7	52	.212	0	1	12	0
Kim Melinauskas	15	5	32	.313	1	1	3	3
Vivienne Pierre	0	0	0	.000	0	1	3	0
Page Needham	0	0	3	.000	2	0	13	0
Brooke Turner	0	1	5	-.200	1	0	13	0
Morgan Rafferty	1	1	3	.000	0	0	2	0
Totals	67	30	183	.202	61	7	69	3

Ferris St.	30	30	30	28	13
Wheeling Jesuit	26	24	32	30	15

NOVEMBER 23

Southern Ind.	K	E	TA	Pct.	A	SA	DG	BS
Shannon Wells	26	12	59	.237	0	1	12	1
Kim Boehmer	2	2	12	.000	51	1	7	0
Greta Grinstead	9	3	20	.300	2	1	8	0
Natalie Atzinger	4	3	15	.067	0	0	4	1
Leeanne Gross	10	7	33	.091	1	1	9	1
Kristina Kavanaugh	10	8	36	.056	1	0	15	0

	K	E	TA	Pct.	A	SA	DG	BS
Ashley Riordan	0	0	1	.000	1	0	8	0
Kristine Wheeler	0	0	0	.000	2	0	8	0
Totals	61	35	176	.148	58	4	71	3

Grand Valley St.	K	E	TA	Pct.	A	SA	DG	BS
Sabrina Bird	8	5	22	.136	0	4	0	0
Carly Miller	24	4	47	.426	0	3	14	0
Traci Skrzypek	7	1	26	.231	4	1	9	1
Elisa Joris	3	5	15	-.133	2	1	2	3
Chara Fehsenfeld	17	3	42	.333	1	1	14	0
Nicole Bayle	2	2	8	.000	50	0	16	0
Katie Horvath	0	0	0	.000	0	0	14	1
Lisa Cramer	0	0	0	.000	0	1	2	0
Totals	61	20	160	.256	57	11	71	5

Southern Ind.	26	30	24	19
Grand Valley St.	30	27	30	30

NOVEMBER 23

Wheeling Jesuit	K	E	TA	Pct.	A	SA	DG	BS
Sarah Carr	5	1	20	.200	1	0	1	1
Waleska Carrion	12	5	32	.219	1	1	9	0
C. Harris-Anderson	5	2	21	.143	0	0	2	1
Kirstin Hearn	2	1	9	.111	35	0	9	0
Bethany Biggs	5	6	22	-.045	1	3	9	0
Kim Melinauskas	13	3	32	.313	0	0	1	1
Page Needham	0	0	1	.000	0	0	14	0
Brooke Turner	3	2	8	.125	2	0	5	0
Morgan Rafferty	0	0	0	.000	0	0	0	0
Totals	45	20	145	.172	40	4	50	3

Northwood	K	E	TA	Pct.	A	SA	DG	BS
Laura Zaskowski	13	7	35	.171	2	1	9	1
Amy Gruszynski	4	2	14	.143	64	1	9	0
Tracy Martin	4	0	13	.308	1	0	3	0
Jelena Mijatovic	23	6	39	.436	0	0	1	0
Sladjana Vasiljevic	24	5	42	.452	1	2	12	0
Dragana Todorovic	4	2	9	.222	0	4	2	1
Megan Young	0	0	0	.000	1	0	22	0
Tiffany VanHemm	1	1	2	.000	0	1	7	0
Kim Swenson	0	0	0	.000	0	0	0	0

Wheeling Jesuit	21	16	30	27
Northwood	30	30	26	30

NOVEMBER 24

Northwood	K	E	TA	Pct.	A	SA	DG	BS
Tiffany VanHemm	0	1	2	-.500	0	1	7	0
Laura Zaskowski	14	4	35	.286	0	1	3	0
Amy Gruszynski	1	1	8	.000	36	0	11	0
Tracy Martin	6	1	14	.357	0	0	1	0
Sladjana Vasiljevic	10	5	34	.147	2	0	10	0
Dragana Todorovic	5	1	19	.211	0	1	2	0
Megan Young	0	0	0	.000	0	0	9	0
Jelena Mijatovic	8	5	20	.150	1	0	0	0
Totals	44	18	132	.197	39	3	43	0

Grand Valley St.	K	E	TA	Pct.	A	SA	DG	BS
Sabrina Bird	5	5	20	.000	0	0	2	0
Carly Miller	16	6	38	.263	5	0	11	0
Traci Skrzypek	8	0	15	.533	6	3	7	0
Elisa Joris	4	3	10	.100	1	0	2	0
Chara Fehsenfeld	9	2	21	.333	1	0	11	0
Nicole Bayle	9	0	12	.750	35	3	11	0
Katie Horvath	0	0	0	.000	1	0	14	0
Totals	51	16	116	.302	49	6	58	0

Northwood	23	26	24
Grand Valley St.	30	30	30

NOVEMBER 21-AT GRAND VALLEY ST.

Calif. (Pa.)	K	E	TA	Pct.	A	SA	DG	BS
Katie Barker	9	4	27	.185	1	0	16	0
Allia Caresani	3	0	5	.600	53	0	4	0
Dingding Lu	19	2	38	.447	1	4	8	1
Maxine Neiberg	14	4	32	.312	0	1	2	0
Jessica Brown	11	2	32	.281	0	0	3	0
Julie Wallace	2	0	11	.182	1	1	17	0
Aimee Helbig	0	0	1	.000	0	0	5	0
Michele Morgan	0	0	1	.000	0	0	13	0
Becky Meyers	0	0	1	.000	0	0	2	0
Totals	58	12	148	.311	56	6	70	1

St. Augustine's	K	E	TA	Pct.	A	SA	DG	BS
Jennifer White	7	0	16	.438	5	0	2	0
Shennel Beckles	3	3	14	.000	21	1	2	0
Carmen Larrain	11	2	27	.333	3	0	8	0
Katrina Johnson	14	3	26	.423	0	0	8	1
Sophia Minott	6	2	21	.190	1	1	6	2
Demina Carthwright	0	0	0	.000	14	0	0	0
Magaly Gomez	16	2	36	.389	0	3	8	0
Totals	57	12	140	.321	44	5	34	3

Calif. (Pa.)	28	20	30	25
St. Augustine's	30	30	21	30

NOVEMBER 21

Lees-McRae	K	E	TA	Pct.	A	SA	DG	BS
Jill Morrison	28	6	62	.355	0	1	11	0
Lenka Jamrichova	1	0	6	.167	45	1	7	0
Dana Morgan	8	2	21	.286	0	0	0	3
Lois Hendrix	2	2	8	.000	0	0	1	0
A.D. Hunt	11	4	29	.241	6	0	0	1
Tatiana Moore	14	3	28	.393	1	2	9	2
Christina Massey	0	0	0	.000	0	0	7	0
Jessica Smith	9	2	24	.292	0	0	1	0
Nichole Landschoot	0	0	0	.000	0	0	1	0
Melissa Puechner	0	0	0	.000	3	0	0	0
Totals	73	19	178	.303	52	7	37	6

Clarion	K	E	TA	Pct.	A	SA	DG	BS
Jackie Hill	4	0	11	.364	45	0	14	1
Melanie Bull	20	5	53	.283	2	3	14	0
Ashley Kreiner	2	0	3	.667	0	0	14	0
Colleen Sherk	7	1	16	.375	1	0	8	3
Sara Heyl	7	1	20	.300	3	1	13	2
Beth Stalder	11	2	19	.474	0	0	2	2
Laurie Hepler	0	0	3	.000	0	0	18	0
Tonya Zatko	10	1	31	.290	0	0	6	2
Totals	61	10	156	.327	51	4	89	10

Lees-McRae	22	30	22	31	15
Clarion	30	28	30	29	12

NOVEMBER 22

St. Augustine's	K	E	TA	Pct.	A	SA	DG	BS
Jennifer White	4	3	16	.062	0	0	3	1
Shennel Beckles	1	3	10	-.200	43	0	12	0
Carmen Larrain	19	6	58	.224	1	1	22	0
Katrina Johnson	8	3	24	.208	2	1	8	1
Sophia Minott	7	3	21	.190	0	0	13	2
Demina Carthwright	0	0	0	.000	15	0	4	0
Lovella Simmons	0	1	1	-1.000	0	0	1	0
Magaly Gomez	25	11	62	.226	1	0	30	3
Totals	64	30	192	.177	62	2	93	7

Indiana (Pa.)	K	E	TA	Pct.	A	SA	DG	BS
Karla Raczkowski	7	7	29	.000	0	0	0	0
Laura Hall	22	5	64	.266	1	0	16	1
Lacey George	3	0	22	.136	48	1	8	0
Sarah McCombie	0	0	1	.000	0	0	3	0
Lindsey Behne	8	2	18	.333	0	1	6	3
Brittany Gates	10	5	48	.104	0	0	5	0
Jaime Cruse	0	0	0	.000	1	0	13	0
Leah Kostelnik	0	0	0	.000	0	1	15	0
Marcy Stutzman	2	0	7	.286	0	0	2	0
Sarah Rosenberry	0	0	0	.000	0	0	14	0
Totals	52	19	189	.175	50	3	82	4

St. Augustine's	24	29	30	28
Indiana (Pa.)	30	31	24	30

NOVEMBER 22

Lees-McRae	K	E	TA	Pct.	A	SA	DG	BS
Jill Morrison	10	13	26	-.115	0	1	10	0
Lenka Jamrichova	1	1	8	.000	38	0	12	0
Dana Morgan	4	2	8	.250	0	0	1	0
Lois Hendrix	2	1	10	.100	1	0	4	0
A.D. Hunt	5	8	13	-.231	0	0	2	2
Tatiana Moore	18	1	24	1.708	0	0	4	1
Ashley Bolinder	2	0	2	1.000	0	0	0	1
Jessica Smith	1	0	1	1.000	0	0	0	1
Nichole Landschoot	0	0	0	.000	0	0	5	0
Totals	43	26	92	.185	39	1	38	5

Edinboro	K	E	TA	Pct.	A	SA	DG	BS
Ashley Walton	25	8	46	.370	0	0	2	1
Stephanie Burner	11	2	29	.310	0	1	16	0
Jen Shaw	12	7	24	.208	0	2	13	1
Renee Kam	3	0	7	.429	66	1	12	0
Carmen Quatman	2	2	10	.000	0	0	2	1
Katie Quatman	8	4	17	.235	3	0	15	0
Katie Hummel	10	0	18	.556	0	1	0	0
Marissa DiLiberato	0	0	0	.000	0	0	18	0
Alicia Knouff	0	0	0	.000	0	0	0	0
Totals	71	23	151	.318	69	5	78	3

Lees-McRae	13	32	24	22
Edinboro	30	30	30	30

NOVEMBER 23

Edinboro	K	E	TA	Pct.	A	SA	DG	BS
Ashley Walton	27	3	35	.686	0	0	3	0
Stephanie Burner	13	2	27	.407	0	0	19	1
Jen Shaw	17	7	36	.278	0	0	18	0
Renee Kam	5	0	11	.455	66	0	7	1
Carmen Quatman	11	2	18	.500	0	0	0	0
Katie Quatman	5	0	20	.250	1	2	15	0
Katie Hummel	4	1	16	.188	1	0	0	0
Marissa DiLiberato	0	0	0	.000	0	0	9	0
Amy Medicus	0	0	0	.000	0	0	0	0
Totals	82	15	163	.411	68	2	71	2

Indiana (Pa.)	K	E	TA	Pct.	A	SA	DG	BS
Jaime Cruse	1	0	1	1.000	0	0	10	0
Leah Kostelnik	0	0	0	.000	0	0	19	0
Karla Raczkowski	8	4	21	.190	0	0	4	1
Marcy Stutzman	3	1	7	.286	0	0	1	0
Laura Hall	19	7	70	.171	0	3	11	1
Lacey George	7	1	14	.429	53	0	16	0
Sarah McCombie	1	0	6	.167	0	0	0	0
Lindsey Behne	7	6	18	.056	0	1	4	1
Sarah Rosenberry	0	0	0	.000	0	0	11	0
Brittany Gates	10	4	27	.222	0	0	2	1
Totals	56	23	164	.201	53	4	78	4

Edinboro	30	30	27	30
Indiana (Pa.)	18	22	30	21

NOVEMBER 21-AT WASHBURN

Harding	K	E	TA	Pct.	A	SA	DG	BS
Shaila Farley	11	4	45	.156	0	0	8	1
Lydia Kelly	3	2	19	.053	45	1	16	0
Paige Good	0	0	1	.000	1	0	11	0
Leslie Hollingsworth	12	2	33	.303	3	0	5	0
Kate Kennedy	13	6	30	.233	1	0	1	0
Veronica Piech	8	5	35	.086	2	3	13	0
Amie Morrison	0	0	2	.000	0	0	19	0
Leslie Maxwell	2	0	2	1.000	0	0	1	0
Leanne Lackey	7	0	15	.467	0	1	0	0
Totals	56	19	182	.203	53	5	74	1

Central Mo. St.	K	E	TA	Pct.	A	SA	DG	BS
Anna Patterson	9	3	22	.273	1	0	12	0
Carrie Potthast	28	10	54	.333	0	0	19	1
Natalie Loerch	1	0	4	.250	31	2	4	0
Becky Haug	11	5	26	.231	0	1	1	0
Elyse Mohme	18	1	32	.531	1	0	3	1
Trudy Carter	5	2	24	.125	1	0	3	0
Lindsay Robertson	0	0	0	.000	0	0	0	0
Jacque Barr	0	0	0	.000	0	0	22	0
Kristin Perrin	5	1	12	.333	0	0	1	0
Kaci Young	0	1	2	-.500	35	0	10	0
Totals	77	23	176	.307	69	3	75	2

Harding	23	19	32	26
Central Mo. St.	30	30	30	30

NOVEMBER 21

Albany St. (Ga.)	K	E	TA	Pct.	A	SA	DG	BS
Deanna Davis	2	1	9	.111	1	1	8	0
Erica Nepote	0	0	3	.000	18	0	6	0
Janel Herring	11	4	27	.259	0	0	1	0
Sandra Boyd	5	4	20	.050	0	0	5	0
Kierra Washington	3	3	9	.000	0	5	4	0
Andrienne Danner	1	3	11	-.182	0	0	1	0
Quintrina Edwards	0	0	0	.000	0	0	0	0
Malissa Montgomery	0	0	0	.000	0	1	1	0
Elizabeth Applewhite	0	0	1	.000	0	0	0	0
Susan Young	2	0	3	.667	0	0	0	0
Shemika Collins	0	0	0	.000	0	0	2	0
Totals	24	15	83	.108	19	7	28	0

North Ala.	K	E	TA	Pct.	A	SA	DG	BS
Ashley Moffitt	1	0	3	.333	34	1	2	0
Sandra Alexander	9	1	14	.571	0	4	8	1
Yana Nivona	14	1	29	.448	0	0	1	0
Shamecka Walker	2	2	9	.000	0	0	5	0
Te'Jaye Redd	3	1	8	.250	0	0	0	1
Anna Bondarenko	8	1	10	.700	0	3	5	1
Maggie Gimenez	1	0	3	.333	0	0	0	0
Amy Moffitt	0	0	0	.000	0	0	8	0
Eva Irungaray	3	1	7	.286	0	0	2	1
Tracy Venable	0	0	0	.000	0	1	1	0
Lindsay Mohon	1	0	1	1.000	0	0	5	0
Totals	42	7	84	.417	34	9	37	4

Albany St. (Ga.)	16	16	16
North Ala.	30	30	30

NOVEMBER 22

Central Mo. St.	K	E	TA	Pct.	A	SA	DG	BS
Anna Patterson	6	6	25	.000	1	0	11	0
Carrie Potthast	21	2	42	.452	0	0	18	0
Natalie Loerch	0	0	3	.000	31	0	6	0
Becky Haug	5	0	17	.294	0	0	0	0
Elyse Mohme	12	4	28	.286	1	1	3	0
Trudy Carter	7	4	24	.125	1	1	1	0
Lindsay Robertson	0	0	1	.000	0	0	0	0
Jacque Barr	0	1	3	-.333	0	0	17	0
Kristin Perrin	2	2	13	.000	0	0	0	0
Kaci Young	0	1	1	-1.000	15	0	4	0
Totals	53	20	157	.210	49	2	60	0

Washburn	K	E	TA	Pct.	A	SA	DG	BS
Wendy Kobbeman	0	0	3	.000	0	0	10	0
Alecia Barron	0	0	0	.000	0	0	17	0
Susan Crooks	5	6	27	-.037	0	1	8	0
Dani McHenry	9	1	25	.320	0	0	11	1
Lindsey Kersting	1	1	7	.000	32	0	8	0
Mary Fisher	12	1	20	.550	2	1	5	0
Kandice Connell	0	0	0	.000	1	0	1	0
Ann Weygint	0	2	5	-.400	0	0	1	0
Rhonda Ronnebaum	5	0	15	.333	0	0	2	0
Anna Neufeld	6	6	21	.000	0	0	1	1
Callie Bjelland	0	0	0	.000	3	0	2	0
Katie Brandt	2	0	7	.286	0	0	0	0
Totals	40	17	130	.177	38	2	66	2

Central Mo. St.	30	30	30
Washburn	27	25	25

NOVEMBER 22

North Ala.	K	E	TA	Pct.	A	SA	DG	BS
Ashley Moffitt	0	1	5	-.200	59	2	8	0
Sandra Alexander	4	0	15	.267	0	1	8	4
Yana Nivona	26	1	68	.386	0	0	8	0
Shamecka Walker	5	3	25	.080	0	2	9	0
Te'Jaye Redd	3	1	7	.286	2	0	4	0
Anna Bondarenko	22	5	48	.354	0	1	13	2
Maggie Gimenez	1	0	5	.200	0	0	2	1
Amy Moffitt	0	0	1	.000	0	0	13	0
Eva Irungaray	1	2	6	-.167	0	0	0	0
Lindsay Mohon	0	0	0	.000	0	1	6	0
Totals	62	13	180	.272	61	7	71	7

Truman	K	E	TA	Pct.	A	SA	DG	BS
Jennifer Hunter	3	5	17	-.118	0	2	6	0
Monica Marlowe	3	1	6	.333	58	0	12	2
Rebecca Knefelkamp	1	0	2	.500	0	0	8	0
Jessica Sears	20	8	47	.255	1	2	15	1
Tiffany Graham	20	6	56	.250	0	0	14	0
Shelby Ortwerth	16	2	34	.412	4	2	16	0
Rachel Shedd	0	0	0	.000	1	0	0	0
Micaela Walter	2	1	15	.067	0	2	11	0
Lauren Dickbernd	0	0	0	.000	0	0	3	0
Megan Remley	1	0	2	.500	0	0	1	0
Kelly Vogel	4	1	12	.250	0	0	1	0
Totals	70	24	191	.241	64	8	87	3

North Ala.	22	24	30	30	13
Truman	30	30	17	20	15

NOVEMBER 23

Central Mo. St.	K	E	TA	Pct.	A	SA	DG	BS
Jacque Barr	0	0	0	.000	0	0	19	0
Anna Patterson	2	2	14	.000	0	0	7	1
Carrie Potthast	15	9	35	.171	0	0	10	0
Natalie Loerch	3	2	14	.071	41	1	6	0
Elyse Mohme	19	1	34	.529	0	0	0	0
Trudy Carter	7	1	15	.400	0	2	1	0
Lindsay Robertson	3	3	9	.000	0	0	5	0
Kristin Perrin	2	0	2	1.000	1	0	1	0
Kaci Young	0	1	1	-1.000	6	0	2	0
Becky Haug	6	3	13	.231	0	1	2	1
Totals	57	22	137	.255	48	4	53	2

Truman	K	E	TA	Pct.	A	SA	DG	BS
Jennifer Hunter	7	0	15	.467	1	1	3	0
Monica Marlowe	2	1	9	.111	38	1	11	2
Jessica Sears	10	3	28	.250	0	2	5	0
Tiffany Graham	5	1	15	.267	0	0	13	0
Shelby Ortwerth	11	2	27	.333	1	1	9	1
Kelly Vogel	10	3	22	.318	0	0	5	1
Rebecca Knefelkamp	0	0	0	.000	0	0	1	0
Lauren Dickbernd	1	0	2	.500	0	0	5	0
Totals	46	10	118	.305	40	5	52	4

Central Mo. St.	29	30	23
Truman	31	32	30

NOVEMBER 22-AT WEST TEXAS A&M UNIVERSITY

Central Okla.	K	E	TA	Pct.	A	SA	DG	BS
Lexy Fortner	16	11	41	.122	1	1	10	1
Rachel MacElvaine	7	2	21	.238	1	1	4	1
Alma Brahimaj	15	4	55	.200	0	0	11	0
Stacey Meek	1	0	4	.250	63	0	9	0
Katy Wallace	12	4	25	.320	1	1	13	0
Tori Walker	22	10	57	.211	0	1	15	4
Kena Harris	0	0	0	.000	1	0	9	0
Alison Pierce	0	1	1	-1.000	0	0	0	0
Kim Morgal	0	0	0	.000	1	0	4	0
Totals	73	32	204	.201	68	4	75	6

Neb.-Kearney	K	E	TA	Pct.	A	SA	DG	BS
Leslie Eichner	2	1	3	.333	39	0	14	0
Bethany Spidle	1	0	2	.500	22	0	5	1
Stasha Shepherd	9	3	24	.250	0	0	16	0
Rebecca Obermeier	0	1	2	-.500	1	2	4	0
Erin Gudmudson	19	10	49	.184	1	0	3	1
Erin Arnold	12	7	30	.167	0	1	15	0
Ashley Solt	9	3	34	.176	1	0	4	1
Michelle Wemhoff	11	3	19	.421	2	1	1	0
Rachel Gerdes	2	3	7	-.286	2	0	3	0
Angela Prochaska	0	0	0	.000	0	0	1	0
Amber Shenk	6	5	18	.056	0	0	0	0
Erin Brosz	12	5	30	.233	0	0	0	1
Kelsey Clymer	0	0	0	.000	3	0	11	0
Totals	82	41	218	.188	71	4	77	4

Central Okla.	28	30	30	25	14
Neb.-Kearney	30	27	27	30	16

NOVEMBER 22

St. Edward's	K	E	TA	Pct.	A	SA	DG	BS
Susan Richardson	0	2	4	-.500	56	0	2	0
Bernadette Chaves	2	1	6	.167	0	0	1	1
Charisea Grummon	0	0	0	.000	0	0	8	0
Erika Figueiredo	20	4	44	.364	0	2	21	0
Melanie Payne	12	8	30	.133	0	0	2	1
Jamie Shackleford	17	8	45	.200	0	0	13	1
Leticia Campos	16	7	42	.214	2	1	5	0
Linday McGeough	0	0	0	.000	0	0	0	0
Totals	67	30	171	.216	58	3	52	3

Metro St.	K	E	TA	Pct.	A	SA	DG	BS
Beth Vercic	10	3	17	.412	3	3	2	0
Angela Golesh	0	0	0	.000	0	1	11	0
Jessy Roy	19	10	45	.200	7	2	7	0
Devon Herron	6	3	10	.300	58	1	9	0
Shawna Gilbert	6	4	16	.125	0	2	4	0
Nicko Fusco	26	11	68	.221	0	0	12	1
Andrea Highstreet	0	1	1	-1.000	2	0	7	0
Sarah Lively	0	0	0	.000	0	0	1	0
Bonnie DeLaughter	9	2	20	.350	1	0	1	0
Micah Curtis	1	0	2	.500	0	0	2	0
Renee Hazlewood	0	0	0	.000	0	0	0	0
Totals	77	34	179	.240	71	9	56	1

St. Edward's	31	29	30	22	14
Metro St.	29	31	23	30	16

NOVEMBER 23

Neb.-Kearney	K	E	TA	Pct.	A	SA	DG	BS
Leslie Eichner	3	0	3	1.000	30	0	8	0
Bethany Spiede	0	0	0	.000	2	0	0	0
Stasha Shepherd	0	0	1	.000	0	0	5	0
Rebecca Obermeier	1	0	1	1.000	1	0	1	0
Erin Gudmundson	11	4	32	.219	0	0	3	0
Erin Arnold	7	5	28	.071	1	0	6	0
Ashley Solt	1	1	6	.000	1	0	4	0
Michelle Wemhoff	9	6	29	.103	0	0	2	1
Rachel Gerdes	0	1	4	-.250	1	1	3	0
Amber Shenk	3	4	13	-.077	4	0	0	0
Erin Brosz	7	1	14	.429	0	0	0	0
Kelsey Clymer	0	0	0	.000	0	0	10	0
Totals	42	22	131	.153	40	1	42	1

West Tex. A&M	K	E	TA	Pct.	A	SA	DG	BS
Brittani Bell	1	1	2	.000	1	1	8	0
Erin Thomas	0	0	0	.000	0	0	0	0
Kacie Hyatt	0	0	0	.000	2	0	9	0
Libby Garza	0	0	0	.000	2	1	9	0
Megan Moore	8	3	22	.227	0	0	0	0
Shannon Stroud	15	2	30	.433	0	1	12	0
Kendra Morgan	4	1	7	.429	37	1	6	0
Kimberly James	2	2	6	.000	1	0	3	0
Jess Anne Fernandes	10	2	23	.348	2	1	3	0
Jenny Donohoo	11	4	26	.269	0	0	3	0
Totals	51	15	116	.310	45	5	53	0

Neb.-Kearney	20	25	19
West Tex. A&M	30	30	30

NOVEMBER 23

Metro St.	K	E	TA	Pct.	A	SA	DG	BS
Andrea Highstreet	0	0	0	.000	2	0	10	0
Beth Vercic	6	2	15	.267	1	2	2	0
Angela Golesh	0	1	1	-1.000	0	0	3	0
Bonnie DeLaughter	11	4	20	.350	1	0	1	0
Jessy Roy	10	1	22	.409	1	0	7	0
Devon Herron	0	0	1	.000	0	0	0	053
Christina Wamsley	2	2	7	.000	44	1	5	0
Shawna Gilbert	8	5	17	.176	0	0	0	0
Nicko Fusco	13	10	40	.075	1	0	10	0
Totals	50	25	123	.203	50	3	38	0

Rockhurst	K	E	TA	Pct.	A	SA	DG	BS
Deanna Shelton	7	2	17	.294	19	0	6	0
Ashley Blaske	0	0	0	.000	0	1	2	0
Adriana Cruz	10	4	21	.286	2	0	8	0
Amber Tucker	0	0	0	.000	0	0	13	0
Tammie Rech	4	3	11	.091	7	0	0	1
Jenny Mueth	1	1	7	.000	5	1	1	0
Jessica Shepler	21	7	50	.280	2	0	5	0
Blair Gentile	0	0	0	.000	0	0	0	0
Heidi Specht	9	1	15	.533	0	0	0	1
Kecia Jennings	1	0	2	.500	11	0	6	0
Totals	53	18	123	.285	46	2	41	2

Metro St.	26	26	26
Rockhurst	30	30	30

NOVEMBER 24

Rockhurst	K	E	TA	Pct.	A	SA	DG	BS
Deanna Shelton	7	4	22	.136	37	0	9	0
Ashley Blaske	0	0	0	.000	0	0	1	0
Adriana Cruz	12	7	38	.132	2	0	20	2
Amber Tucker	0	1	1	-1.000	1	0	14	0
Mary Borges	1	0	1	1.000	0	0	0	0
Tammie Rech	8	1	18	.389	4	0	3	0
Jenny Mueth	2	3	14	-.071	1	1	3	1
Jessica Shepler	24	10	65	.215	0	1	6	0
Karla Schroff	1	2	3	-.333	0	0	0	0
Heidi Specht	10	4	24	.250	0	0	0	0
Kecia Jennings	3	0	3	1.000	14	0	9	0
Totals	68	32	189	.190	59	2	65	3

West Tex. A&M	K	E	TA	Pct.	A	SA	DG	BS
Brittani Bell	0	0	3	.000	1	0	14	0
Kacie Hyatt	0	0	0	.000	1	0	10	0
Libby Garza	0	1	1	-1.000	1	1	12	0
Megan Moore	15	3	35	.343	1	0	1	0
Shannon Stroud	24	9	55	.273	1	0	16	0
Kendra Morgan	5	2	13	.231	74	1	15	1
Kimberly James	2	2	4	.000	0	0	3	1
Jess Anne Fernandes	13	3	33	.303	0	0	4	4
Jenny Donohoo	26	14	57	.211	2	0	3	0
Totals	85	34	201	.254	81	2	78	6

Rockhurst	31	27	31	23
West Tex. A&M	29	30	33	30

NOVEMBER 21-AT NORTHERN COLO.

North Dakota St.	K	E	TA	Pct.	A	SA	DG	BS
Colleen Tuckner	11	7	35	.114	0	0	6	0
Kate Haider	4	2	17	.118	0	0	6	0
Kari Holmgren	1	1	5	.000	36	0	10	0
Jenny Gronner	10	6	29	.138	0	0	3	1
Nicole Rieck	5	1	11	.364	0	0	0	0
Kim Hebl	11	8	36	.083	0	0	5	0
Andrea Strey	0	0	1	.000	0	1	2	0
Amanda Murphy	1	0	3	.333	0	0	6	0
Julia Anderson	0	0	0	.000	1	0	11	0
Becky Ruebke	0	0	0	.000	0	0	13	0
Totals	43	25	137	.131	37	1	62	1

Minn. St. Mankato	K	E	TA	Pct.	A	SA	DG	BS
Lindsay Childers	9	4	30	.167	0	1	12	0
April Lundberg	0	0	0	.000	0	1	3	0
Jennifer Blendermann	1	1	4	.000	45	0	9	1
Jen Jacobs	12	4	36	.222	0	0	10	1
Nichole Rose	11	5	28	.214	3	2	11	0
Sarah DeMars	15	4	33	.333	0	1	4	1
Jessica Oolman	0	1	1	-1.000	0	0	10	0
Lisa Vandenberg	2	4	10	-.200	0	0	2	0
Totals	50	23	142	.190	48	5	61	3

North Dakota St.	24	27	28
Minn. St. Mankato	30	30	30

NOVEMBER 21

North Dakota	K	E	TA	Pct.	A	SA	DG	BS
Holly Welter	2	0	5	.400	55	0	11	0
Liza Sorteberg	6	7	25	-.040	1	2	16	0
Emily Tuve	14	4	46	.217	2	0	13	0
Heather Hanson	12	5	29	.241	1	0	1	0
Monica Heltemes	3	3	10	.000	0	0	0	0
Kate Cahill	19	4	40	.375	0	0	12	0
Kari Wirtanen	0	1	1	-1.000	0	0	0	0
Jamie Skadeland	0	0	0	.000	0	0	0	0
Jilll Effhauser	0	1	1	-1.000	1	0	20	0
Kristi Glassmann	0	0	0	.000	0	0	2	0
Laura Birk	7	2	18	.278	0	0	0	0
Totals	63	27	175	.206	60	2	75	0

South Dakota St.	K	E	TA	Pct.	A	SA	DG	BS
Sarah Biggerstaff	7	2	12	.417	0	1	2	0
Kelly Hoemann	11	2	24	.375	2	0	0	0
Angie Rime	6	3	14	.214	66	0	15	1
Annie Ebnet	11	6	48	.104	1	0	11	0
Wendy O'Neill	19	4	46	.326	0	1	5	0
Kim Bostrom	19	3	27	.593	0	1	2	0
Allisa Tepley	0	0	0	.000	0	1	5	0
Lindsey Johnson	3	0	7	.429	0	0	0	0

	K	E	TA	Pct.	A	SA	DG	BS
Rhonda Bitker	0	1	3	-.333	0	1	5	0
Liz Archer	0	0	2	.000	2	0	17	0
Sara Doschadis	0	0	0	.000	0	0	0	0
Sarah Simet	0	0	2	.000	3	0	16	0
Totals	76	21	185	.297	74	5	78	1

North Dakota	17	25	30	28
South Dakota St.	30	30	26	30

NOVEMBER 22

Minn. St. Mankato	K	E	TA	Pct.	A	SA	DG	BS
Lindsay Childers	7	4	25	.120	0	0	17	0
April Lundberg	0	0	0	.000	0	1	2	0
Jennifer Blendermann	3	2	10	.100	58	1	3	0
Jen Jacobs	20	10	50	.200	1	1	13	0
Nichole Rose	10	4	32	.188	0	4	9	0
Sarah DeMars	19	5	38	.368	0	0	4	2
Tiffany Graham	1	1	3	.000	0	0	0	0
Jessica Oolman	0	0	0	.000	0	0	9	0
Lisa Vandenberg	7	6	17	.059	0	0	0	1
Totals	67	32	175	.200	59	7	57	3

Northern Colo.	K	E	TA	Pct.	A	SA	DG	BS
Teale Goble	16	7	41	.220	0	2	13	0
Erin Deffenbaugh	28	7	66	.318	0	1	12	0
Linnea Kiilsgaard	3	2	6	.167	60	0	13	0
Cara Miller	10	5	23	.217	0	0	7	0
Amy Casselman	0	0	0	.000	0	0	9	0
Danelle Angus	4	2	13	.154	0	0	3	0
Maggie Ledall	8	3	11	.455	0	0	1	0
Kristi Krom	0	0	0	.000	0	0	9	0
Totals	69	26	160	.269	60	3	67	0

Minn. St. Mankato	24	28	30	26
Northern Colo.	30	30	23	30

NOVEMBER 22

South Dakota St.	K	E	TA	Pct.	A	SA	DG	BS
Sarah Biggerstaff	7	3	17	.235	0	0	2	0
Kelly Hoemann	6	3	27	.111	0	0	2	0
Angie Rime	11	2	17	.529	70	1	14	0
Annie Ebnet	21	9	63	.190	1	0	17	2
Wendy O'Neill	25	8	62	.274	0	0	5	0
Kim Bostrom	16	5	34	.324	0	0	0	1
Allisa Tepley	0	0	0	.000	0	0	0	0
Lindsey Johnson	2	2	6	.000	0	0	0	0
Liz Archer	0	0	2	.000	2	0	23	0
Sara Doschadis	0	0	0	.000	0	0	1	0
Sarah Simet	0	0	1	.000	0	0	15	0
Totals	88	32	229	.245	73	1	85	3

Minn. Duluth	K	E	TA	Pct.	A	SA	DG	BS
Callie Zwettler	20	12	51	.157	2	4	16	0
Greta Iisakka	7	3	17	.235	74	0	12	0
Katie Timm	9	6	25	.120	0	0	0	0
Becky Kukowski	27	9	63	.286	0	0	11	0
Micheala Wuebben	10	4	22	.273	1	0	1	2
Crystal Nucech	14	5	37	.243	0	0	22	0
Christy Lind	0	0	1	.000	1	1	8	0
Kat Koper	0	0	0	.000	1	1	12	0
Kat Wallenta	0	0	0	.000	0	0	1	0
Totals	87	39	216	.222	79	6	83	2

South Dakota St.	35	32	30	25	16
Minn. Duluth	37	30	27	30	14

NOVEMBER 23

South Dakota St.	K	E	TA	Pct.	A	SA	DG	BS
Allisa Tepley	0	0	0	.000	2	1	6	0
Sarah Biggerstaff	4	3	18	.056	0	1	3	1
Kelly Hoemann	18	5	34	.382	4	0	2	0
Angie Rime	2	1	8	.125	72	0	11	1
Annie Ebnet	22	7	48	.312	0	0	20	0
Kim Bostrom	10	3	18	.389	0	0	0	0
Wendy O'Neill	25	15	69	.145	0	0	4	0
Liz Archer	0	0	1	.000	0	0	18	0
Sara Doschadis	0	0	0	.000	0	0	0	0
Sarah Simet	0	0	0	.000	0	0	5	0
Totals	81	34	196	.240	78	2	69	2

Northern Colo.	K	E	TA	Pct.	A	SA	DG	BS
Maggie Ledall	8	0	16	.500	3	0	5	0
Teale Goble	18	6	57	.211	0	0	12	0
Erin Deffenbaugh	23	6	53	.321	1	0	12	0
Linnea Kiilsgaard	2	0	2	1.000	52	2	15	0
Cara Miller	11	2	23	.391	1	0	3	1
Danelle Angus	2	3	9	-.111	0	0	3	0
Amy Casselman	0	0	0	.000	2	0	6	0
Kristi Krom	0	0	0	.000	1	0	14	0
Totals	64	17	160	.294	60	2	70	1

South Dakota St.	27	30	25	25
Northern Colo.	30	23	30	30

NOVEMBER 22-AT TAMPA

Fla. Southern	K	E	TA	Pct.	A	SA	DG	BS
Jenni Holste	8	2	19	.316	0	1	0	2
Jamie Johnson	7	4	15	.200	0	1	0	1
Natalie Birr	1	2	15	-.067	0	1	4	0
Pamela Stein	10	4	21	.286	0	2	8	1
Cara Cosper	2	0	5	.400	27	3	7	0
Rachelle Konczal	5	1	12	.333	1	0	0	0
Jennifer Sawyer	0	1	1	-1.000	0	0	0	0
Joleen Cacciatore	0	0	0	.000	0	2	2	0
Jamie Mills	0	0	0	.000	0	0	0	0
Laura Moore	0	0	0	.000	0	0	1	0
Natalie Hortynski	2	0	2	1.000	0	0	1	0
Erin Pixton	0	0	0	.000	1	0	5	0
Totals	35	14	90	.233	29	10	28	4

Armstrong Atlantic	K	E	TA	Pct.	A	SA	DG	BS
Candice Modlinski	5	6	13	-.077	0	1	2	0
Sarah Haynes	7	1	17	.353	0	1	4	0
Alexia Piche-Hatch	2	4	6	-.333	0	1	5	0
Erin Melius	1	0	3	.333	35	1	4	1
Sofie Hakansson	5	5	15	.000	0	1	4	0
Darcey Krug	6	6	17	.000	0	0	0	1
Shelly Weekes	6	2	12	.333	0	1	2	0
Cindy Haynes	0	0	1	.000	0	0	0	0
Ashley Lavender	6	3	16	.188	0	0	3	0
Kinsey Ross	0	0	0	.000	1	0	2	0
Totals	38	27	100	.110	36	6	26	2

Fla. Southern	30	30	30
Armstrong Atlantic	22	27	15

NOVEMBER 22

Carson-Newman	K	E	TA	Pct.	A	SA	DG	BS
Melanie Templin	7	5	29	.069	1	0	2	1
Jenna Rust	4	9	32	-.156	0	0	8	0
Erin Collins	4	0	12	.333	0	0	0	0
Brandy Harris	0	0	1	.000	0	0	7	0
Sherry Trimble	0	1	4	-.250	26	1	7	0
Kendra Rickersten	7	3	21	.190	0	1	8	1
Jennifer Holmes	11	3	33	.242	0	0	4	0
Blaire Young	0	1	1	-1.000	1	0	12	0
Totals	33	22	133	.083	28	2	48	2

North Fla.	K	E	TA	Pct.	A	SA	DG	BS
Kristen Jansen	7	2	20	.250	0	0	8	0
Lauren Westervelt	9	1	19	.421	0	0	15	0
Valerie Martinez	4	0	7	.571	45	0	6	0
Edith Jaworski	6	3	15	.200	0	1	13	0
Jackie Struck	13	0	20	.650	0	3	4	0
Tara Taylor	0	0	0	.000	0	0	7	0
Jessica Bosacki	3	3	10	.000	0	0	12	0
Heidi Pearson	11	3	27	.296	0	0	1	0
Totals	53	12	118	.347	45	4	66	0

Carson-Newman	20	21	16
North Fla.	30	30	30

NOVEMBER 23

Fla. Southern	K	E	TA	Pct.	A	SA	DG	BS
Jenni Holste	7	8	21	-.048	0	0	1	1
Jamie Johnson	7	2	11	.455	0	0	4	0
Natalie Birr	2	2	17	.000	0	0	6	2
Pamela Stein	6	5	24	.042	0	0	6	1
Cara Cosper	2	0	3	.667	23	1	3	0
Rachelle Konczal	6	4	16	.125	1	0	0	0
Jennifer Sawyer	1	0	1	1.000	0	0	0	0
Joleen Cacciatore	0	0	0	.000	0	0	1	0
Jaime Mills	0	0	0	.000	0	0	0	0
Laura Moore	0	0	0	.000	0	0	2	0
Natalie Hortynski	0	0	0	.000	0	0	0	0
Erin Pixton	0	0	1	.000	0	0	9	0
Totals	31	21	94	.106	24	1	32	4

Tampa	K	E	TA	Pct.	A	SA	DG	BS
Gretchen Naruta	3	1	6	.333	40	2	3	1
Stephanie Rivera	8	2	14	.429	1	1	5	1
Amber Langston	8	3	22	.227	0	2	3	1
Ania Ruiz	13	5	30	.267	0	6	9	0
Ericka Womack	11	4	19	.368	0	0	0	0
Tiffany Boatwright	6	1	16	.313	1	2	3	1
Krissi MacIntyre	0	0	0	.000	0	0	12	0
Katie Levins	0	0	0	.000	0	1	2	0
Totals	49	16	107	.308	42	14	37	4

Fla. Southern	15	20	23
Tampa	30	30	30

NOVEMBER 23

North Fla.	K	E	TA	Pct.	A	SA	DG	BS
Kristen Jansen	22	4	45	.400	1	3	18	0
Lauren Westervelt	16	5	37	.297	1	0	6	0
Sally Nobles	0	0	1	.000	0	0	0	0
Valerie Martinez	4	4	12	.000	56	3	12	0
Danielle Gaines	0	0	0	.000	0	0	0	0
Edith Jaworski	10	10	42	.000	0	0	13	0
Jackie Struck	6	5	17	.059	1	3	9	0
Tara Taylor	0	1	2	-.500	0	0	6	0
Jessica Bosacki	0	0	1	.000	1	0	17	0
Heidi Pearson	12	8	38	.105	0	0	9	0
Totals	70	37	195	.169	60	9	90	0

Barry	K	E	TA	Pct.	A	SA	DG	BS
Fernanda Ferreira	11	9	45	.044	1	1	12	0
Daniela Lanza	3	2	10	.100	49	3	14	1
Melissa Lehman	0	0	1	.000	1	2	3	0
Rochelle Magill	11	4	42	.167	1	1	20	0
Karla Bersano	25	8	58	.293	1	1	16	2
Kelly Dantas	7	5	31	.065	4	0	1	1
Sarah Alexander	8	4	27	.148	1	2	8	1
Totals	65	32	214	.154	58	10	74	5

North Fla.	30	30	27	27	11
Barry	22	28	30	30	15

NOVEMBER 24

Barry	K	E	TA	Pct.	A	SA	DG	BS
Fernanda Ferreira	8	3	22	.227	1	0	7	1
Daniela Lanza	4	0	8	.500	30	0	4	0
Melissa Lehman	0	0	2	.000	2	0	7	0
Rochelle Magill	3	4	21	-.048	0	3	14	0
Karla Bersano	11	7	39	.103	0	1	6	1
Sarah Alexander	7	2	15	.333	0	0	4	0
Kelly Dantas	6	2	16	.250	0	0	1	0
Totals	39	18	123	.171	33	4	43	2

Tampa	K	E	TA	Pct.	A	SA	DG	BS
Gretchen Naruta	2	1	4	.250	37	1	9	0
Stephanie Rivera	6	3	16	.188	5	3	15	1
Amber Langston	11	7	26	.154	0	0	9	1
Ania Ruiz	15	7	35	.229	0	1	13	0
Ericka Womack	10	5	25	.200	1	0	0	0
Tiffany Boatwright	8	2	19	.316	0	0	0	0
Krissi MacIntyre	0	0	0	.000	0	0	14	0
Katie Levins	0	0	0	.000	0	1	0	0
Totals	52	25	125	.216	43	6	60	2

Barry	23	27	29
Tampa	30	30	31

NOVEMBER 21-AT CALIFORNIA ST. SAN B'DINO

Charminade	K	E	TA	Pct.	A	SA	DG	BS
Audrey Brady	4	5	15	-.067	0	0	1	0
Kahala Kabalis	10	4	45	.133	1	3	13	0
Mariel Arcos	6	1	16	.313	0	0	3	0
Kuumomi Kaaihue	4	1	8	.375	2	1	4	0
Janeen Waialae	0	0	2	.000	21	0	7	0
Valasi Sepulona	9	8	34	.029	0	0	8	0
Kanani Yockman	0	0	1	.000	0	1	1	0
Deeann Nahale	0	0	0	.000	6	1	4	0
Stacia Ahina	0	0	0	.000	0	0	0	0
Pualani Sur	0	0	0	.000	0	0	0	0
Kalae Araujo	0	0	0	.000	1	0	18	0
Kristy Cano	0	0	1	.000	0	0	0	0
Totals	33	19	123	.114	31	6	59	0

UC San Diego	K	E	TA	Pct.	A	SA	DG	BS
Lauren Mills	3	0	9	.333	3	1	5	0
Teresa Ohta	2	0	3	.667	29	0	15	0
Bonnie Wilson	11	3	33	.242	0	1	6	0
Katie Hogan	6	1	15	.333	0	1	1	0
Stacy Dunsmore	6	2	20	.200	0	1	9	0
Jennie Wilson	11	2	23	.391	2	1	11	0
Ashley Peterson	1	0	2	.500	0	0	0	0
Jessica Bartter	0	0	1	.000	5	0	0	0
Denelle Smalley	0	0	0	.000	1	0	8	0
Francesca Centofanti	2	2	7	.000	0	0	1	0
Brianna Koche	1	0	3	.333	0	0	0	0
Totals	43	10	116	.284	40	5	56	0

Charminade	19	23	17
UC San Diego	30	30	30

NOVEMBER 21

Cal St. Los Angeles	K	E	TA	Pct.	A	SA	DG	BS
Lizelle Jackson	10	2	54	.148	1	2	27	0
Kristy Sain	5	1	7	.571	70	1	22	0
Te'Ara Epps	16	5	28	.393	0	0	1	0
Leslie Smith	19	5	57	.246	1	0	31	0
Maegan Bergeson	11	4	25	.280	0	0	6	0
Dana Coffey	22	7	69	.217	6	0	11	0
Kristi Reyes	0	0	0	.000	0	0	1	0
Erica Fukumoto	0	0	0	.000	0	0	0	0
Dione McCrea	0	0	0	.000	0	0	0	0
Tiare Tuitama	0	0	0	.000	1	0	20	0
Breanna Lee	0	0	0	.000	0	0	1	0
Tricia Schary	0	0	1	.000	1	0	1	0
Totals	83	24	241	.245	80	3	121	0

Western Wash.	K	E	TA	Pct.	A	SA	DG	BS
Shannon Rowland	12	11	55	.018	1	1	22	0
Meghan Evoy	25	4	58	.362	0	0	3	1
Nikki Smith	10	1	25	.360	4	0	3	0
Brianna Murray	16	2	47	.298	1	0	19	0
Liz Bishop	3	0	8	.375	62	2	15	0
Kristy Carstensen	9	4	32	.156	0	0	6	0
Kristen Urdahl	0	0	0	.000	0	1	2	0
Megan Tevis	0	0	3	.000	3	1	8	0
Nicola Parker	0	0	1	.000	0	0	34	0
Totals	75	22	229	.231	71	5	112	1

Cal St. Los Angeles	30	23	28	34	15
Western Wash.	18	30	30	32	12

NOVEMBER 22

UC San Diego	K	E	TA	Pct.	A	SA	DG	BS
Lauren Mills	1	2	5	-.200	1	0	11	0
Teresa Ohta	2	0	4	.500	53	0	12	0
Bonnie Wilson	21	10	55	.200	0	0	16	0
Katie Hogan	7	4	18	.167	1	0	2	0
Stacy Dunsmore	2	4	13	-.154	0	0	4	0
Jennie Wilson	10	4	23	.261	1	1	11	0
Kendra Canape	3	2	10	.100	0	1	5	0
Ashley Peterson	7	3	20	.200	0	0	0	0
Jessica Bartter	0	1	2	-.500	3	0	2	0
Denelle Smalley	0	0	0	.000	0	0	7	0
Francesca Centofanti	8	4	21	.190	1	0	4	0
Totals	61	34	171	.158	60	2	74	0

Cal St. San B'dino	K	E	TA	Pct.	A	SA	DG	BS
Bridget Harris	5	1	16	.250	4	1	15	0
Kim Morohunfola	18	1	24	.708	0	0	5	1
Jessica Nelthorpe	14	2	34	.353	0	0	2	0
Cristen Trent	2	0	11	.182	51	1	8	0
Kristen Soliz	10	2	27	.296	0	0	0	0
Kim Ford	12	9	49	.061	0	2	14	1
April Nicolson	1	1	4	.000	0	2	9	0
Erika Williams	0	0	0	.000	2	0	15	0
Cathleen Price	0	0	1	.000	0	0	1	0
Totals	62	16	166	.277	57	6	69	2

UC San Diego	20	30	24	23
Cal St. San B'dino	30	27	30	30

NOVEMBER 22

Cal St. Los Angeles	K	E	TA	Pct.	A	SA	DG	BS
Lizelle Jackson	5	5	31	.000	0	0	7	0
Kristy Sain	3	0	7	.429	24	1	8	0
Te'Ara Epps	7	2	12	.417	0	0	2	0
Leslie Smith	4	5	25	-.040	1	0	5	0
Maegan Bergeson	2	3	14	-.017	0	0	1	0
Dana Coffey	8	8	29	.000	1	0	5	0
Kristi Reyes	0	0	0	.000	0	0	0	0
Dione McCrea	0	1	1	-1.000	0	0	1	0
Tiare Tuitama	0	0	0	.000	2	0	14	0
Breanna Lee	1	0	0	1.000	0	0	1	0
Tricia Schary	0	1	2	-.500	1	0	0	0
Totals	30	25	122	.041	29	1	44	0

BYU-Hawaii	K	E	TA	Pct.	A	SA	DG	BS
Leiau Meatoga	2	4	8	-.250	0	1	6	0
Chun Li Lin	12	2	25	.400	0	2	3	1
Li Na	0	0	1	.000	0	2	5	0
Kaala Lo	1	2	7	-.143	40	0	17	0
Ashley Moeai	14	1	29	.448	1	0	1	0
Yu Chuan Weng	14	4	31	.323	0	0	11	0
Xu Dan	3	1	6	.333	0	0	2	0
Mariah Goselin	1	3	10	-.200	3	0	0	0
Brittany Koelliker	0	0	1	.000	1	0	10	0
Totals	47	17	118	.254	45	5	55	1

Cal St. Los Angeles	24	20	17
BYU-Hawaii	30	30	30

NOVEMBER 23

BYU-Hawaii	K	E	TA	Pct.	A	SA	DG	BS
Leiau Meatoga	10	7	42	.071	2	1	20	0
Chun Li Lin	16	7	46	.196	0	0	3	3
Li Na	0	0	0	.000	2	0	14	0
Kaala Lo	2	5	13	-.231	53	2	8	0
Ashley Moeai	11	4	29	.241	0	1	9	2
Yu Chuan Weng	20	8	58	.207	1	1	13	0
Mariah Goselin	4	0	10	.400	2	0	2	0
Brittany Koelliker	0	1	1	-1.000	0	0	10	0
Totals	63	32	199	.156	60	5	79	5

Cal St. San B'dino	K	E	TA	Pct.	A	SA	DG	BS
Bridget Harris	9	1	20	.400	2	2	10	0
April Nicolson	0	2	4	-.500	0	0	15	0
Kim Morohunfola	16	4	38	.316	0	1	1	1
Cristen Trent	0	1	7	-.143	44	3	5	0
Kristen Soliz	5	5	19	.000	0	0	2	0
Kim Ford	9	9	47	.000	0	0	20	1
Beth Fowles	1	0	1	1.000	0	0	0	0
Jessica Nelthorpe	5	5	26	.000	1	0	4	0
Erika Williams	0	0	0	.000	0	0	19	0
Cathleen Price	4	1	9	.333	0	0	0	0
Totals	49	28	171	.123	47	6	76	2

BYU-Hawaii	30	21	30	30
Cal St. San B'dino	19	30	26	25

NOVEMBER 21-AT NEW HAVEN

Dowling	K	E	TA	Pct.	A	SA	DG	BS
Kinsey Finn	12	7	44	.114	0	2	4	0
Jana Cleveland	4	0	8	.500	25	0	4	0
Barbara Czelej	8	4	33	.121	0	3	12	0
Sarah Clinton	5	1	12	.333	0	1	3	1
Jennifer Bambenek	5	2	17	.176	1	1	6	0
Tiffany Moffatt	1	0	5	.200	0	0	2	0
Brittany Crawford	0	0	0	.000	1	0	0	0
Danielle Hinz	1	0	1	1.000	1	0	15	0
Julie Gibbs	1	0	5	.200	0	0	2	0
Totals	36	14	120	.183	28	7	46	1

NYIT	K	E	TA	Pct.	A	SA	DG	BS
Zeynep Yildirimer	11	5	28	.214	1	1	13	0
Burcu Hakyemez	15	3	32	.375	1	1	12	1
Caterina Crispino	4	0	6	.667	37	3	6	0
Veronica Cepero	6	2	13	.308	0	0	11	1
Audra Nadolny	5	5	17	.000	0	0	3	0
Joanna Rodziewicz	7	3	18	.222	3	4	7	0
Diana Parillo	0	1	1	-1.000	2	0	11	0
Totals	48	19	115	.252	44	9	63	2

Dowling	23	27	25
NYIT	30	30	30

NOVEMBER 21

Mass.-Lowell	K	E	TA	Pct.	A	SA	DG	BS
Andrea Turner	0	0	2	.000	34	0	10	0
Katye Larson	5	3	17	.118	0	1	10	0
Julie Handy	3	2	8	.125	0	0	2	0
Erin Miller	10	8	38	.053	2	0	10	0
Jamie Guyer	10	3	25	.280	1	1	4	1
Stacey Graf	11	7	38	.105	0	1	8	0
Karla Montano	0	0	0	.000	0	0	0	0
Lauren Dufresne	3	3	10	.000	0	1	2	0
Danielle Rivard	0	0	0	.000	0	0	0	0
Marquita Baker	0	0	0	.000	0	0	5	0
Meghan Martin	0	0	0	.000	0	0	0	0
Totals	42	26	138	.116	37	4	51	1

Bryant	K	E	TA	Pct.	A	SA	DG	BS
Michelle Muniz	10	6	29	.138	0	1	3	0
Britta Beckman	4	1	10	.300	48	0	7	0
Elisa Kim	7	2	22	.227	2	2	7	0
Bunmi Akinnusotu	16	0	22	.727	0	0	0	1
Sarah Smith	14	3	28	.393	0	3	3	0
Jeanette Bannon	8	6	23	.087	0	4	5	0
Carola Pierluisi	2	1	6	.167	0	1	13	0
Lorinda Eggers	0	0	1	.000	0	0	0	0
Kerry Beach	1	0	3	.333	4	0	21	0
Totals	62	19	144	.299	54	11	59	1

Mass.-Lowell	241	16	30	21
Bryant	30	30	28	30

NOVEMBER 22

NYIT	K	E	TA	Pct.	A	SA	DG	BS
Zeynep Yildirimer	9	5	32	.125	0	1	2	0
Burcu Hakyemez	14	10	43	.093	1	1	6	0
Caterina Crispino	3	1	10	.200	29	0	1	0
Veronica Cepero	4	0	5	.800	0	0	4	0
Audra Nadolny	10	4	23	.261	0	0	2	0
Joanna Rodziewicz	3	4	14	-.071	2	0	11	0
Kimberly Simpson	0	0	0	.000	0	0	0	0
Diana Parillo	0	1	1	-1.000	0	0	7	0
Totals	43	25	128	.141	32	2	33	0

New Haven	K	E	TA	Pct.	A	SA	DG	BS
Ashlea Bonds	13	0	26	.500	3	3	12	1
Giselle Carlotta	5	1	15	.267	0	0	9	1
Shemaka Smith	1	0	2	.500	37	0	5	0
Lisette Jeppesen	12	2	22	.455	0	0	2	0
Kelly Virkler	4	1	10	.300	0	0	0	0
Kate Barile	13	4	23	.391	0	1	9	0
Zulekya Figueroa	1	0	1	1.000	1	0	8	0
Abigail Smith	0	0	0	.000	0	0	0	0
Totals	49	8	99	.414	41	4	45	2

NYIT	19	26	23
New Haven	30	30	30

NOVEMBER 22

Bryant	K	E	TA	Pct.	A	SA	DG	BS
Michelle Muniz	14	9	49	.102	1	4	7	0
Sarah Smith	15	7	40	.200	0	3	9	1
Britta Beckman	5	1	15	.267	57	0	6	0
Elisa Kim	12	3	18	.500	1	0	5	0
Bunmi Akinnusota	15	5	39	.256	2	0	0	1
Jeanette Bannon	9	8	30	.033	1	3	4	0
Carola Pierluisi	0	3	5	-.600	0	1	5	0
Lorinda Eggers	1	0	1	1.000	0	0	0	0
Kerry Beach	0	0	0	.000	0	0	14	0
Totals	71	36	197	.178	62	11	50	2

Bentley	K	E	TA	Pct.	A	SA	DG	BS
Katie Markstein	1	1	2	.000	2	1	9	0
Alyssa Carter	4	1	7	.429	46	0	6	0
Marissa Hyman	23	5	45	.400	2	1	11	0
Danielle LeBaron	4	3	14	.071	1	2	12	3
Emily Olmstead	5	5	18	.000	3	0	0	0
Lauren Washington	11	8	44	.068	1	1	11	1
Marissa Gasparoli	0	0	2	.000	0	1	5	0
Erin Cavanaugh	9	3	19	.316	1	0	2	1
Bryce Miller	0	0	0	.000	0	0	2	0
Totals	57	26	151	.205	56	6	58	5

Bryant	30	23	24	30	15
Bentley	27	30	30	19	8

NOVEMBER 23

Bryant	K	E	TA	Pct.	A	SA	DG	BS
Michelle Muniz	11	9	31	.065	0	2	2	1
Sarah Smith	13	3	26	.385	0	0	13	1
Britta Beckman	3	1	13	.154	40	1	2	0
Elisa Kim	4	3	9	.111	0	1	4	1
Bunmi Akinnusotu	10	2	34	.235	0	0	0	1
Jeanette Bannon	9	4	24	.208	1	0	2	0
Carola Pierluisi	0	0	2	.000	0	1	8	0
Katie Hudak	0	0	0	.000	1	0	1	0
Lorinda Eggers	0	2	4	-.500	0	0	0	0
Kerry Beach	0	0	1	.000	0	0	11	0
Totals	50	24	144	.181	42	5	43	4

New Haven	K	E	TA	Pct.	A	SA	DG	BS
Ashlea Bonds	10	4	30	.200	0	2	7	0
Giselle Carlotta	13	1	25	.480	4	0	7	0
Shemaka Smith	3	1	7	.286	38	1	6	2
Lisette Jeppesen	10	4	20	.300	0	0	1	1
Kelly Virkler	0	0	2	.000	0	0	2	0
Kate Barile	12	5	29	.241	1	0	18	0
Zulekya Figueroa	0	1	1	-1.000	3	0	16	0
Abigail Smith	0	0	0	.000	1	0	0	0
Totals	48	16	114	.281	47	3	57	3

Bryant	25	26	30
New Haven	30	30	32

QUARTERFINALS

DECEMBER 5-AT WEST TEX. A&M

Edinboro	K	E	TA	Pct.	A	SA	DG	BS
Ashley Walton	5	7	16.	.125	0	0	3	0
Stephanie Burner	5	5	20.	000	0	0	11	0
Jen Shaw	6	7	29-.	034	2	3	3	0
Renee Kam	1	1	4	.000	21	2	7	0
Carmen Quatman	1	1	7	.000	0	0	1	0
Katie Quatman	1	2	5	-.200	1	0	4	0
Katie Hummel	6	6	20	.000	1	0	6	0
Marissa DiLiberato	0	0	0	.000	0	0	9	0
Amy Medicus	2	0	8	.250	0	0	3	0
Totals	27	29	109	-.018	25	5	47	0

Grand Valley St.	K	E	TA	Pct.	A	SA	DG	BS
Katie Horvath	0	0	0	.000	1	0	13	0
Sabrina Bird	4	3	9	.111	2	0	2	1
Carly Miller	13	5	34	.335	1	0	5	0
Traci Skrzypek	5	2	12	.250	1	1	6	0
Elisa Joris	4	1	13	.231	1	0	4	0
Lisa Cramer	0	0	0	.000	0	0	1	0
Chara Fehsenfeld	6	1	16	.313	2	1	6	0
Nicole Bayle	9	4	18	.278	30	2	5	0
Janelle Glaesmer	2	0	5	.400	0	1	1	1
Stephanie Maciasz	1	1	4	.000	0	0	0	0
Tracy Kirk	1	1	8	.000	0	0	1	0
Totals	45	18	119	.227	38	5	44	2

Edinboro	26	21	22
Grand Valley St.	30	30	30

DECEMBER 5

Truman	K	E	TA	Pct.	A	SA	DG	BS
Rachael Shedd	1	0	2	.500	10	0	4	0
Jennifer Hunter	14	6	28	.286	1	1	3	0
Micaela Walter	7	4	21	.143	0	1	2	0
Monica Marlowe	6	0	10	.600	35	2	11	0
Rebecca Knefelkamp	0	0	0	.000	0	0	8	0
Jessica Sears	19	8	47	.234	5	1	13	1
Tiffany Graham	11	6	42	.119	3	0	12	0

	K	E	TA	Pct.	A	SA	DG	BS
Shelby Ortwerth	10	6	30	.133	4	0	13	0
Lauren Dickbernd	0	0	0	.000	0	0	0	0
Totals	68	30	180	.211	58	5	66	1

West Tex. A&M	K	E	TA	Pct.	A	SA	DG	BS
Brittani Bell	0	0	0	.000	1	0	6	0
Kacie Hyatt	0	1	1	-1.000	2	0	17	0
Libby Garza	0	0	0	.000	1	0	4	0
Megan Moore	6	5	32	.031	2	0	2	0
Shannon Stroud	19	4	41	.366	2	3	16	0
Kendra Morgan	6	5	15	.067	51	0	11	0
Kimberly James	1	2	4	-.250	0	0	1	0
Jess Anne Fernandes	15	2	30	.433	0	0	3	3
Jenny Donohoo	17	8	57	.158	2	0	2	1
Totals	64	27	180	.206	61	3	62	4

Truman	30	30	17	30
West Tex. A&M	26	28	30	23

DECEMBER 5

Tampa	K	E	TA	Pct.	A	SA	DG	BS
Krissi MacIntyre	0	0	0	.000	0	0	18	0
Kristen Richardson	0	0	0	.000	0	0	0	0
Lacey Myers	0	0	0	.000	0	0	0	0
Katie Levins	0	0	0	.000	0	1	0	0
Gretchen Naruta	0	1	4	-.250	61	1	17	0
Stephanie Rivera	9	3	22	.273	1	0	9	0
Amber Langston	10	9	33	.030	3	4	11	0
Ania Ruiz	16	14	51	.039	0	5	17	2
Ericka Womack	17	4	29	.448	1	0	1	0
Yoshiko Ozawa	0	0	0	.000	0	1	0	0
Tiffany Boatwright	17	2	33	.455	0	0	5	3
Totals	69	33	172	.209	66	12	78	5

Northern Colo.	K	E	TA	Pct.	A	SA	DG	BS
Maggie Ledall	8	3	20	.250	9	3	5	0
Teale Goble	12	9	51	.059	0	0	12	0
Erin Deffenbaugh	28	5	67	.343	1	0	18	0
Linnea Kiilsgaard	1	0	4	.250	48	0	9	0
Cara Miller	13	4	28	.321	0	2	0	1
Amy Casselman	0	0	1	.000	1	0	4	0
Amanda Wiggins	1	1	3	.000	0	0	0	0
Kristi Krom	0	0	0	.000	0	0	15	0
Danelle Angus	3	5	13	-.154	0	1	1	0
Totals	66	27	187	.209	59	6	64	1

Tampa	30	24	30	32
Northern Colo.	28	30	24	30

DECEMBER 5

New Haven	K	E	TA	Pct.	A	SA	DG	BS
Ashlea Bonds	5	5	23	.000	1	0	5	0
Giselle Carlotta	2	6	17	-.235	0	0	4	0
Zuleyka Figueroa	0	1	1	-1.000	1	0	9	0
Shemaka Smith	2	0	3	.667	16	0	3	0
Lisette Jeppesen	6	1	19	.263	0	0	0	0
Kelly Verkler	0	0	3	.000	0	0	1	0
Kate Barile	7	10	36	-.083	0	0	6	0
Totals	22	23	102	-.010	18	0	28	0

BYU-Hawaii	K	E	TA	Pct.	A	SA	DG	BS
Leiau Meatoga	3	4	11	-.091	3	2	10	0
Chun Li Lin	7	0	13	.538	0	1	2	0
Xu Dan	0	0	0	.000	1	0	0	0
Li Na	0	0	1	.000	2	1	9	0
Mariah Goselin	5	0	8	.625	3	0	0	0
Kaala Lo	3	2	5	.200	38	0	10	0
Ashley Moeai	21	2	28	.679	0	2	3	0
Brittany Koelliker	0	0	0	.000	0	0	7	0
Yu Chuan Weng	12	6	30	.200	2	1	3	2
Totals	51	14	96	.385	49	7	44	2

New Haven	15	15	18	
BYU-Hawaii	30	30	30	

SEMIFINALS

AT WEST TEX. A&M

DECEMBER 6

Truman	K	E	TA	Pct.	A	SA	DG	BS
Rachael Shedd	0	0	0	.000	2	0	0	1
Jennifer Hunter	6	4	19	.105	4	0	4	1
Micaela Walter	5	4	13	.077	2	1	1	0
Monica Marlowe	4	1	9	.333	48	0	7	1
Rebecca Knefelkamp	0	1	1	-1.000	2	0	10	0
Jessica Sears	20	4	32	.500	4	1	21	0
Tiffany Graham	11	7	41	.098	1	1	6	0
Shelby Ortwerth	22	7	51	.294	1	1	10	1
Lauren Dickbernd	0	0	0	.000	0	1	4	0
Totals	68	28	166	.241	64	5	63	4

Grand Valley St.	K	E	TA	Pct.	A	SA	DG	BS
Sabrina Bird	10	4	22	.273	0	3	5	0
Carly Miller	18	6	46	.261	0	0	10	0
Traci Skrzypek	0	0	0	.000	1	0	13	0
Elisa Joris	0	0	0	.000	0	0	0	0
Lisa Cramer	0	0	0	.000	0	0	1	0
Chara Fehsenfeld	9	9	42	.000	2	1	9	1
Nicole Bayle	3	2	12	.083	47	0	4	0
Stephanie Maciasz	6	1	18	.278	2	2	4	0
Tracy Kirk	10	4	20	.300	0	1	7	0
Leah Kunz	0	0	2	.000	0	0	0	0
Totals	56	26	162	.185	52	7	53	1

Truman	30	31	26	30
Grand Valley St.	27	29	30	22

DECEMBER 6

BYU-Hawaii	K	E	TA	Pct.	A	SA	DG	BS
Leiau Meatoga	10	7	40	.075	0	1	15	0
Chun Li Lin	21	8	40	.325	0	0	5	2
Li Na	0	0	2	.000	1	0	9	0
Mariah Goselin	2	3	14	-.071	4	0	0	0
Kaala Lo	4	2	12	.167	46	2	7	0
Ashley Moeai	14	5	30	.300	1	3	9	1
Brittany Koelliker	0	0	0	.000	1	0	13	0
Yu Chuan Weng	13	9	45	.089	6	0	13	0
Totals	64	34	183	.164	59	6	71	3

Tampa	K	E	TA	Pct.	A	SA	DG	BS
Krissi Macintyre	0	0	0	.000	0	0	15	0
Kristen Richardson	0	1	3	-.333	1	0	0	0
Katie Levins	0	0	0	.000	0	0	4	0
Gretchen Naruta	0	0	2	.000	53	0	14	0
Stephanie Rivera	2	3	13	-.077	0	0	9	0
Amber Langston	14	8	49	.122	0	1	14	1
Ania Ruiz	18	13	55	.091	0	1	15	3
Ericka Womack	11	5	28	.214	1	0	2	0
Yoshiko Ozawa	0	0	1	.000	0	0	0	0
Tiffany Boatwright	12	7	28	.179	0	0	0	3
Totals	57	37	179	.112	55	2	73	7

BYU-Hawaii	27	30	30	30
Tampa	30	25	26	26

FINALS

DECEMBER 7-AT WEST TEX. A&M

BYU-Hawaii	K	E	TA	Pct.	A	SA	DG	BS
Leiau Meatoga	3	6	22	-.136	5	0	15	0
Chun Li Lin	23	1	36	.611	1	1	8	1
Li Na	0	0	0	.000	0	0	10	0
Mariah Goselin	0	2	6	-.333	2	0	1	0
Kaala Lo	6	0	8	.750	45	1	10	0
Lelei Peniata	1	0	1	1.000	0	0	0	0
Ashley Moeai	15	5	28	.357	0	1	1	0
Juliana Pearson	0	0	0	.000	0	0	1	0
Brittany Koelliker	0	1	1	-1.000	1	0	6	0
Yu Chuan Weng	9	6	26	.115	0	0	10	0
Totals	57	21	128	.281	54	3	62	1

Truman	K	E	TA	Pct.	A	SA	DG	BS
Rachael Shedd	0	0	0	.000	6	1	0	0
Jennifer Hunter	5	6	20	-.050	1	0	1	0
Micaela Walter	2	1	8	.125	0	0	0	0
Monica Marlowe	0	0	3	.000	26	0	6	0
Rebecca Knefelkamp	0	0	0	.000	0	0	3	0
Jessica Sears	11	7	35	.114	0	0	9	0
Tiffany Graham	9	4	35	.143	0	0	7	0
Shelby Ortwerth	8	4	19	.211	2	0	10	0
Lauren Dickbernd	0	0	0	.000	0	0	5	0
Kelly Vogel	4	1	11	.273	0	0	4	1
Totals	39	23	131	.122	35	1	45	1

BYU-Hawaii	30	30	30
Truman	21	24	21

History

Team Results

Year	Champion (Record)	Coach	Score	Runner-Up	Host or Site	Championship Match Attendance	Championship Total Attendance
1981	Sacramento St. (28-6)	Debby Colberg	3-0	Lewis	UC Riverside	300	1,674
1982	UC Riverside (31-5)	Sue Gozansky	3-0	Cal St. Northridge	Cal St. Northridge	750	3,288
1983	Cal St. Northridge (30-6)	Walt Ker	3-2	Portland St.	Fla. Southern	650	3,660
1984	Portland St. (33-4)	Jeff Mozzochi	3-0	Cal St. Northridge	Portland St.	2,550	5,282
1985	Portland St. (36-5)	Jeff Mozzochi	3-1	Cal St. Northridge	Portland St.	2,450	4,937
1986	UC Riverside (29-7)	Sue Gozansky	3-0	Cal St. Northridge	Sacramento St.	400	3,175
1987	Cal St. Northridge (35-6)	Walt Ker	3-2	Central Mo. St.	Neb.-Omaha	2,500	5,154
1988	Portland St. (36-5)	Jeff Mozzochi	3-0	Cal St. Northridge	North Dakota St.	—	5,956
1989	Cal St. Bakersfield (21-15)	David Rubio	3-0	Sacramento St.	Cal St. Bakersfield	2,800	8,751
1990	West Tex. A&M (38-1)	Kim Hudson	3-0	North Dakota St.	Cal St. Bakersfield	—	11,313
1991	West Tex. A&M (36-2)	Jim Giacomazzi	3-0	Portland St.	West Tex. A&M	3,188	10,033
1992	Portland St. (36-1)	Jeff Mozzochi	3-2	Northern Mich.	Portland St.	1,512	7,184
1993	Northern Mich. (38-1)	Jim Moore	3-1	Cal St. Bakersfield	Northern Mich.	3,112	9,135
1994	Northern Mich. (32-4)	Mark Rosen	3-1	Cal St. Bakersfield	Cal St. Bakersfield	2,181	7,876
1995	Barry (34-2)	Leonid Yelin	3-1	Northern Mich.	Barry	1,650	14,249
1996	Neb.-Omaha (35-2)	Rose Shires	3-2	Tampa	Central Mo. St.	459	7,199
1997	West Tex. A&M (37-3)	Debbie Hendricks	3-2	Barry	Cal St. Bakersfield	1,376	11,887
1998	Hawaii Pacific (31-5)	Tita Ahuna	3-1	North Dakota St.	Kissimmee, Fla.	225	6,178
1999	BYU-Hawaii (30-2)	Wilfred Navalta	3-0	Tampa	Battle Creek, Mich.	362	8,968
2000	Hawaii Pacific (28-0)	Tita Ahuna	3-0	Augustana (S.D.)	Augustana (S.D.)	3,307	16,647
2001	Barry (32-2)	Dave Nicols	3-0	South Dakota St.	Grand Valley St.	516	10,795
2002	BYU-Hawaii (27-2)	Wilfred Navalta	3-0	Truman	West Tex. A&M	1,666	14,947

All-Tournament Teams

**Most Outstanding Player.*

1981
Holly Butterfield, Fla. Southern
Sue Razzeto, Cal St. Northridge
Cathy Spencer, Lewis
Marcia Collier, Sacramento St.
Terri Nicholas, Sacramento St.
Kris Jacobsen, Sacramento St.

1982
Debbie Bush, UC Riverside
Star Clark, UC Riverside
Kim Holder, UC Riverside
Linda Wilson, Cal St. Northridge
Karen Kootnekoff, Portland St.
Linda Johnson, Portland St.

1983
Heather Hafner, Cal St. Northridge
Shelli Mosby, Cal St. Northridge
Kristy Olson, Cal St. Northridge
Debbie Wooldridge, Cal St. Northridge
Theresa Huitinga, Portland St.
Lynda Johnson, Portland St.

1984
Kristy Olson, Cal St. Northridge
Shelli Mosby, Cal St. Northridge
Lisa Couch, Portland St.
Theresa Huitinga, Portland St.
Lynda Johnson, Portland St.
Beanie MacLaurie, Portland St.

1985
Shelli Mosby, Cal St. Northridge
Heather Hafner, Cal St. Northridge
Theresa Huitinga, Portland St.
Lynda Johnson, Portland St.
Kathy Knudsen, Neb.-Omaha
Bonnie Beard, Sam Houston St.

1986
*Melanie Jones, UC Riverside
Sherry Benson, UC Riverside
Joyce Jackson, UC Riverside
Allie Nuzum, Neb.-Omaha
Donna Melcher, Neb.-Omaha
Angela Brinton, Cal St. Northridge

1987
Becky Belland, Central Mo. St.
Angela Brinton, Cal St. Northridge
Kathleen Dixon, Cal St. Northridge
Susan Dixon, Central Mo. St.
Sue Darcey, Cal St. Northridge
Lori Schutte, Neb.-Omaha

1988
Jenny Norlin, Portland St.
Cathy Kuntz, Portland St.
Andy Thompson, Portland St.
Karen Langston, Cal St. Northridge
Brenda Schultz, North Dakota St.
Karen Solis, Tampa

1989
Rachel Morton, Cal St. Bakersfield
Valerie Cowan, Cal St. Bakersfield
Tami Jurgensen, Cal St. Bakersfield
Michelle Richard, Cal St. Bakersfield
Kelly Caddy, Sacramento St.
Brenda Schultz, North Dakota St.

1990
Ana Carolina Pereira, West Tex. A&M
Ana Cristina Pereira, West Tex. A&M
Michele Hall, West Tex. A&M
Sandy Callahan, West Tex. A&M
Rachel Morton, Cal St. Bakersfield
Tami Jurgensen, Cal St. Bakersfield
Camille Mitchell, Cal St. Bakersfield
Julie Sherman, North Dakota St.
Brenda Schultz, North Dakota St.
Kristi Scott, Portland St.
Leanne Peters, Portland St.
Becky Belland, Central Mo. St.

1991
Christi Nash, Fla. Southern
Becky Thyhsen, Fla. Southern
Leanne Peters, Portland St.
Joy Lammert-Russell, Portland St.
Kristi Scott, Portland St.
Angie Converse, North Dakota St.
Teresa Hegg, North Dakota St.
Julie Sherman, North Dakota St.
Carrie Burke, West Tex. A&M
Sandy Callahan, West Tex. A&M
Ana Carolina Pereira, West Tex. A&M
Ana Cristina Pereira, West Tex. A&M

1992
Erika Boggio, Portland St.
Leanne Peters, Portland St.
Joy Russell, Portland St.
Suzy Hall, Portland St.
Tricia Tuler, Northern Mich.
Heather Koenig, Northern Mich.
Andrea Gommans, Northern Mich.
Stacy Metro, Northern Mich.
Monika Cavaliere, West Tex. A&M
Ana Carolina Pereira, West Tex. A&M
Candy Lench, UC Davis
Andrea Ferchaw, Cal St. Los Angeles

1993
Stacy Metro, Northern Mich.
Andrea Gommans, Northern Mich.
Heather Koenig, Northern Mich.
Tricia Tuler, Northern Mich.
Christy Wieneke, Cal St. Bakersfield
Felicia Crisp, Cal St. Bakersfield
Jennifer Streltzoff, Cal St. Bakersfield
Erika Boggio, Portland St.
Joy Russell, Portland St.
Leanne Peters, Portland St.
Dana Cash, Northern Colo.
Debbie Ponis, Northern Colo.

1994
Jennie Long, Northern Mich.
Pauline Schuette, Northern Mich.
Liu Jun, Northern Mich.
Christy Wieneke, Cal St. Bakersfield
Brandy Charles, Cal St. Bakersfield
Erikka Gulbranson, Cal St. Bakersfield
Terri McNair, Northern Colo.
Debbie Ponis, Northern Colo.
Tatjana Smith, Northern Colo.
Erica Wymore, Northern Colo.
Jane Salkowski, Central Mo. St.
Krista Geick, Central Mo. St.

1995
Cindy Yaun, Barry
Mickisha Hurley, Barry
Sonia Gubaidulina, Barry
Pauline Schuette, Northern Mich.
Kathy Jewell, Northern Mich.
Liu Jun, Northern Mich.
Kim Falkenhagen, Northern Mich.
Rachel Gatewood, Central Mo. St.
Krista Geick, Central Mo. St.
Kerri Mears, Central Mo. St.
Christy Wieneke, Cal St. Bakersfield
Courtney Powers, St. Cloud St.

1996
Amy Steffel, Neb.-Omaha
Liu Jun, Northern Mich.
Danielle Faggion, Tampa
Erin Shafer, Neb.-Omaha
Christyn Malone, Neb.-Omaha
Dawn Rawlins, Tampa
Melissa Serio, Tampa
Anna Kaloujskikh, Tampa
Hilary Epling, Tampa
Kathy Jewell, Northern Mich.
Sarah Dallas, Central Mo. St.

1997
Sarah Butler, West Tex. A&M
Holly Morgan, West Tex. A&M
Amanda Sweatt, West Tex. A&M
Deena Victor, West Tex. A&M
Cindy Yuan, Barry
Elvira Vakhidova, Barry
Janina Morusiewicz, Barry
Eleona Vakhidova, Barry
Christyn Malone, Neb.-Omaha
Tammy Barrus, Cal St. Bakersfield
Amy Wade, Cal St. Bakersfield
Lucia Pereira, Northern Mich.

1998
Nia Tuitele, Hawaii Pacific
Hai Yan Wang, Hawaii Pacific
Debbie Sant'Anna, Hawaii Pacific
Melinda Almazon, Regis (Colo.)
Nikki Van Rausen, Regis (Colo.)
Charleen Anderson, North Dakota St.
Kara Deringer, North Dakota St.
Carrie Jacobson, North Dakota St.
Jamie Lene, North Dakota St.
Hilary Epling, Tampa
Danielle Faggion, Tampa
Dawn Rawlins, Tampa

1999
Arlete Silva, BYU-Hawaii
Vanessa Valansi, BYU-Hawaii
Juliana Lima, BYU-Hawaii
Danielle Faggion, Tampa
Tiffany Boatwright, Tampa
Becky Hart, Tampa
Sarah Butler, West Tex. A&M
Shannon Stroud, West Tex. A&M
Sarah Schall, Lock Haven
Rachel Schmieg, North Dakota St.
Ronda Price, North Ala.
Jenny Jeremiah, Northern Ky.

2000
Nesrin Seckin, North Ala.
Shannon Stroud, West Tex. A&M
Kathy Vis, Grand Valley St.
Ying Xu, Calif. (Pa.)
Katy Peterson, Augustana (S.D.)
Kari Peterson, Augustana (S.D.)
Lindsay Voss, Augustana (S.D.)
Sara Larson, Augustana (S.D.)
Susy Garbelotti, Hawaii Pacific
Debbi Sant'Anna, Hawaii Pacific
Flavia Gabinio, Hawaii Pacific
Nia Tuitele, Hawaii Pacific

2001
Karla Bersano, Barry
Fernanda Ferreira, Barry
Daniela Lanza, Barry
Simone Ferrarezi, Barry
Teresa Ohta, UC San Diego
Carly Miller, Grand Valley St.
Yulissa Zamudio, Mercy
Shauna Sturm, South Dakota St.
Andrea Ebnet, South Dakota St.
Angie Rime, South Dakota St.
Casey Felkerson, Truman
Michelle Morris, Western St.

2002
Nicole Bayle, Grand Valley St.
Yu Chaun Weng, BYU-Hawaii
Carly Miller, Grand Valley St.
Kaala Lo, BYU-Hawaii
Ashley Moeai, BYU-Hawaii
Monica Marlowe, Truman
Jess Anne Fernandes, West Tex. A&M
Shelby Ortwerth, Truman
Jessica Sears, Truman
Ericka Womack, Tampa
Erin Deffenbaugh, Northern Colo.
Chun Li Lin, BYU-Hawaii

Individual Records

KILLS, MATCH
44—Kathy Wotus, Gannon (3) vs. New Haven (1), 11-30-91; Andrea Ferchaw, Cal St. Los Angeles (3) vs. Grand Canyon (2), 11-17-95.

KILLS, TOURNAMENT
116—Debbie Sant'Anna, Hawaii Pacific, 1998 (20 vs. Cal St. Bakersfield, 27 vs. BYU-Hawaii, 17 vs. North Ala., 24 vs. Tampa, 28 vs. North Dakota St.).

TOTAL ATTEMPTS, MATCH
116—Andrea Ferchaw, Cal St. Los Angeles (3) vs. Grand Canyon (2), 11-17-95.

TOTAL ATTEMPTS, TOURNAMENT
304—Debbie Sant'Anna, Hawaii Pacific, 1998 (48 vs. Cal St. Bakersfield, 72 vs. BYU-Hawaii, 50 vs. North Ala., 56 vs. Tampa, 78 vs. North Dakota St.).

SERVICE ACES, MATCH
11—Eileen Hiss, Cal St. Northridge (3) vs. North Dakota St. (0), 12-4-82.

SERVICE ACES, TOURNAMENT
23—Ruth Evans, Neb.-Omaha, 1986 (5 vs. New Haven, 7 vs. Grand Valley St., 7 vs. Cal St. Northridge, 4 vs. North Dakota St.).

BLOCK SOLOS, MATCH
12—Debbie Wooldridge, Cal St. Northridge (3) vs. Sacramento St. (2), 12-10-82.

BLOCK SOLOS, TOURNAMENT
14—Debbie Wooldridge, Cal St. Northridge, 1982 (1 vs. C.W. Post, 0 vs. North Dakota St., 12 vs. Sacramento St., 1 vs. UC Riverside).

DIGS, MATCH
40—Sarah Butler, West Tex. A&M (3) vs. Barry (2), 12-7-97.

DIGS, TOURNAMENT
101—Terri McNair, Northern Colo., 1994 (17 vs. Minn.-Duluth, 33 vs. Neb.-Kearney, 16 vs. Barry, 21 vs. Cal St. Bakersfield, 14 vs. Central Mo. St.).

HITTING PERCENTAGE, MATCH (Min. 15 Attempts)
.867—Kim Falkenhagen, Northern Mich. (3) vs. West Va. Wesleyan (0), 12-2-95.

HITTING PERCENTAGE, TOURNAMENT (Min. 75 Attempts)
.540—Ana Cristina Pereira, West Tex. A&M, 1991 (.464 vs. Angelo St., 15-2/28; .500 vs. Gannon, 14-1/26; .667 vs. Fla. Southern, 18-0/27; .531 vs. Portland St., 19-2/32).

Team Records

KILLS, MATCH
114—Cal St. Los Angeles (3) vs. Grand Canyon (2), 11-17-95.

KILLS, TOURNAMENT
344—Hawaii Pacific, 1998 (65 vs. Cal St. Bakersfield, 81 vs. BYU-Hawaii, 56 vs. North Ala., 74 vs. Tampa, 68 vs. North Dakota St.).

TOTAL ATTEMPTS, MATCH
309—Cal St. Los Angeles (3) vs. Grand Canyon (2), 11-17-95.

TOTAL ATTEMPTS, TOURNAMENT
902—Cal St. Bakersfield, 1997 (288 vs. UC Riverside, 119 vs. Cal Poly Pomona, 201 vs. Regis [Colo.], 182 vs. West Tex. A&M, 112 vs. Northern Mich.).

SERVICE ACES, MATCH
22—Neb.-Omaha (2) vs. Cal St. Northridge (3), 12-12-86.

SERVICE ACES, TOURNAMENT
68—Neb.-Omaha, 1986 (17 vs. New Haven, 15 vs. Grand Valley St., 22 vs. Cal St. Northridge, 14 vs. North Dakota St.).

BLOCK SOLOS, MATCH
29—Cal St. Northridge (3) vs. Sacramento St. (2), 12-10-82.

BLOCK SOLOS, TOURNAMENT
41—Cal St. Northridge, 1982 (3 vs. C.W. Post, 1 vs. North Dakota St., 29 vs. Sacramento St., 8 vs. UC Riverside).

DIGS, MATCH
159—Cal St. Northridge (3) vs. Central Mo. St. (2), 12-12-87.

DIGS, TOURNAMENT
400—Northern Colo., 1994 (90 vs. Minn.-Duluth, 94 vs. Neb.-Kearney, 62 vs. Barry, 94 vs. Cal St. Bakersfield, 60 vs. Central Mo. St.).

HITTING PERCENTAGE, MATCH
.542—Portland St. (3) vs. James Madison (0), 11-30-84.

HITTING PERCENTAGE, TOURNAMENT (MIN. 2 MATCHES)
.372—Portland St., 1984 (.542 vs. James Madison, 37-11/48; .264 vs. New Haven, 31-12/72; .421 vs. Sam Houston St., 60-12/114; .319 vs. Cal St. Northridge, 50-14/113).

Won-Lost Records in Tournament Play

Team (Years Participated)	Yrs.	Won	Lost	Pct.	1st	2nd	3rd	4th
Air Force (1983-89-91-93-94)	5	3	5	.375	0	0	1	0
Ala.-Huntsville (1998-99-2001)	3	0	3	.000	0	0	0	0
Alas. Anchorage (1989-90)	2	0	2	.000	0	0	0	0
Albany St. (Ga.) (2001-02)	2	0	2	.000	0	0	0	0
Arkansas Tech (2000)	1	1	1	.500	0	0	0	0
Armstrong Atlantic (2000-01-02)	3	2	3	.400	0	0	0	0
Army (1987)	1	0	1	.000	0	0	0	0
Angelo St. (1982-87-91-92)	4	2	4	.333	0	0	0	0
Augustana (S.D.) (1992-94-96-97-98-99-2000-01)	8	6	8	.429	0	1	0	0
Barry (1994-95-96-97-98-99-2000-01-02)	9	18	7	.720	2	1	0	0
Bentley (1993-95-98-2002)	4	0	4	.000	0	0	0	0
BYU-Hawaii (1998-99-2002)	3	11	1	.917	2	0	0	0
Bryant (1994-97-99-2000-01-02)	6	4	6	.400	0	0	0	0
UC Davis (1981-82-83-90-91-92-93-94-96)	9	4	9	.308	0	0	0	0
UC San Diego (2000-01-02)	3	4	3	.571	0	0	1	0
UC Riverside (1981-82-83-84-85-86-87-88-89-90-91-92-93-95-96-97-98)	17	14	15	.483	2	0	0	0
Cal Poly Pomona (1983-84-85-88-90-91-92-93-94-96-97)	11	4	11	.267	0	0	0	0
Cal St. Bakersfield (1988-89-90-91-92-93-94-95-96-97-98-99-2000)	13	28	12	.700	1	2	3	0
Cal St. Chico (1992)	1	1	1	.500	0	0	0	0
Cal St. Los Angeles (1992-93-94-95-97-99-2000-01-02)	9	7	10	.412	0	0	0	1
Cal St. Northridge (1981-82-83-84-85-86-87-88-89)	9	25	7	.781	2	5	1	0
Cal St. San B'dino (2000-01-02)	3	4	3	.571	0	0	0	0
Calif. (Pa.) (2000-01-02)	3	5	3	.675	0	0	1	0
Cameron (1998-2001)	2	0	2	.000	0	0	0	0
Carson-Newman (2002)	1	0	1	.000	0	0	0	0
Catawba (2001)	1	0	1	.000	0	0	0	0
Central Mo. St. (1983-84-85-86-87-88-89-90-91-92-93-94-95-96-97-98-99-2000-01-02)	20	18	23	.439	0	1	0	3
Central Okla. (1994-2002)	2	1	2	.333	0	0	0	0
Chaminade (2002)	1	0	1	.000	0	0	0	0
Chapman (1982-88-89-90)	4	0	4	.000	0	0	0	0

Team (Years Participated)	Yrs.	Won	Lost	Pct.	1st	2nd	3rd	4th
Charleston (W.Va.) (1995-97-98-99)	4	1	4	.200	0	0	0	0
Clarion (2002)	1	0	1	.000	0	0	0	0
C.W. Post (1982)	1	0	1	.000	0	0	0	0
Dowling (1995-96-97-98-2002)	5	1	5	.167	0	0	0	0
East Stroudsburg (2000)	1	0	1	.000	0	0	0	0
Edinboro (1982-94-96-97-98-99-2000-01-02)	9	9	9	.500	0	0	0	0
Fairmont St. (1998)	1	0	1	.000	0	0	0	0
Ferris St. (1982-83-84-85-86-87-89-90-92-99-2002)	11	7	12	.368	0	0	0	1
Findlay (2000-01)	2	2	2	.500	0	0	0	0
Florida Int'l (1982-85)	2	0	2	.000	0	0	0	0
Fla. Southern (1981-82-84-86-87-89-90-91-92-93-94-96-97-98-99-2000-02)	17	11	20	.355	0	0	0	3
Francis Marion (1998)	1	0	1	.000	0	0	0	0
Gannon (1989-91-92-93-94-95)	6	5	6	.454	0	0	0	0
Grand Canyon (1993-95)	2	1	2	.333	0	0	0	0
Grand Valley St. (1986-87-2000-01-02)	5	9	5	.643	0	0	2	0
Harding (2002)	1	0	1	.000	0	0	0	0
Hawaii-Hilo (1994-95-97)	3	1	3	.250	0	0	0	0
Hawaii Pacific (1998-99-2000-01)	4	11	2	.846	2	0	0	0
Henderson St. (2001)	1	1	1	.500	0	0	0	0
Indiana (Pa.) (2000-01-02)	3	4	3	.571	0	0	0	0
IU/PU-Ft. Wayne (1987-88-96-98)	4	1	4	.200	0	0	0	0
Jacksonville (1983)	1	1	1	.500	0	0	0	0
James Madison (1984-85)	2	0	2	.000	0	0	0	0
Lees-McRae (1999-2001-02)	3	1	3	.250	0	0	0	0
Lewis (1981-82-88-2000-02)	5	4	5	.444	0	1	0	0
Lock Haven (1996-97-98-99-2000-01)	6	7	6	.538	0	0	0	0
Mansfield (1981-83)	2	0	2	.000	0	0	0	0
Mass.-Lowell (2000-02)	2	0	2	.000	0	0	0	0
Mercy (1999-2000-01)	3	4	3	.571	0	0	0	0
Metro St. (1988-89-91-92-93-97-98-2000-01-02)	10	4	10	.286	0	0	0	0
Michigan Tech (1993-94-95-96-97)	5	2	5	.286	0	0	0	0
Millersville (1995)	1	1	1	.500	0	0	0	0
Minn.-Duluth (1986-87-91-94-98-2002)	6	1	6	.143	0	0	0	0
Minn. St.-Mankato (1990-2001-02)	3	2	3	.400	0	0	0	0
Minn. St. Moorhead (2000)	1	0	1	.000	0	0	0	0
Mississippi-Women (1985-86)	2	2	2	.500	0	0	0	0
Mo.-St. Louis (1991-95)	2	0	2	.000	0	0	0	0
Mo. Western St. (1995-2000)	2	0	2	.000	0	0	0	0
Montevallo (2000)	1	0	1	.000	0	0	0	0
Morningside (1995)	1	0	1	.000	0	0	0	0
Navy (1986-87-88)	3	0	3	.000	0	0	0	0
Neb.-Kearney (1994-95-96-99-2000-01-02)	7	9	7	.563	0	0	0	0
Neb.-Omaha (1982-83-84-85-86-87-88-89-93-96-97-99-2000)	13	19	13	.594	1	0	3	1
New Haven (1983-84-85-86-88-89-90-91-92-93-94-95-96-97-98-99-2000-01-02)	19	16	19	.457	0	0	0	0
N.M. Highlands (2000)	1	0	1	.000	0	0	0	0
New York Tech (2001-02)	2	1	2	.333	0	0	0	0
North Ala. (1996-97-98-99-2000-01-02)	7	11	7	.611	0	0	1	0
UNC Greensboro (1990)	1	0	1	.000	0	0	0	0
North Dakota (2002)	1	0	1	.000	0	0	0	0
North Dakota St. (1982-83-84-86-87-88-89-90-91-92-93-95-96-97-98-99-2000-01-02)	19	27	20	.574	0	2	3	1
North Fla. (1993-95-96-97-99-2000-01-02)	8	3	8	.273	0	0	0	0
Northeastern (1984)	1	0	1	.000	0	0	0	0
Northern Colo. (1982-84-86-87-89-90-91-92-93-94-95-99-2000-01-02)	15	17	16	.515	0	0	1	1
Northern Ky. (1981-97-98-99-2000-01)	6	7	6	.538	0	0	1	0
Northern Mich. (1991-92-93-94-95-96-97-98-99-2000-01)	11	24	9	.727	2	2	1	1
Northwood (1996-97-99-2000-01-02)	6	6	6	.500	0	0	0	0
Oakland (1993)	1	0	1	.000	0	0	0	0
Pace (1996-97-98-99-2000)	5	6	5	.545	0	0	0	0
Portland St. (1982-83-84-85-86-87-88-89-90-91-92-93-94-95)	14	33	11	.750	4	2	2	1
Presbyterian (1993)	1	0	1	.000	0	0	0	0
Queens (N.Y.) (2000-01)	2	3	2	.600	0	0	0	0
Regis (Colo.) (1985-86-88-89-90-91-93-94-95-96-97-98-99-2000-01)	15	15	16	.484	0	0	1	1
Rockhurst (1998-99-2002)	3	3	3	.500	0	0	0	0
Rollins (1995)	1	1	1	.500	0	0	0	0
Sacramento St. (1981-82-83-84-85-86-87-88-89-90)	10	15	10	.600	1	1	1	1
St. Augustine's (1981-2001-02)	3	1	3	.250	0	0	0	0
St. Cloud St. (1985-88-93-95)	4	2	4	.333	0	0	0	0
St. Edward's (2002)	1	0	1	.000	0	0	0	0
Sam Houston St. (1984-85)	2	4	4	.500	0	0	0	2
San Fran. St. (1987)	1	0	1	.000	0	0	0	0
Seattle Pacific (2000-01)	2	0	2	.000	0	0	0	0
Slippery Rock (1993-94-2000)	3	1	3	.250	0	0	0	0
Sonoma St. (1993)	1	0	1	.000	0	0	0	0
S.C.-Spartanburg (2000-01)	2	0	2	.000	0	0	0	0
South Dakota St. (1997-98-2000-01-02)	5	8	5	.615	0	1	0	0
Southeast Mo. St. (1990)	1	0	1	.000	0	0	0	0
Southern Colo. (1996-97)	2	0	2	.000	0	0	0	0
Southern Ind. (2002)	1	1	1	.500	0	0	0	0
SIU-Edwardsville (1998)	1	1	1	.500	0	0	0	0
Southwest St. (2001)	1	0	1	.000	0	0	0	0
Springfield (1981-93-94)	3	1	3	.250	0	0	0	0
Tampa (1983-84-85-87-88-89-90-91-92-93-94-96-97-98-99-2000-01-02)	18	22	18	.550	0	2	2	0

Team (Years Participated)	Yrs.	Won	Lost	Pct.	1st	2nd	3rd	4th
Tex. A&M-Commerce (1987-88)	2	2	2	.500	0	0	0	0
Texas Woman's (1996-97)	2	0	2	.000	0	0	0	0
Truman (1994-2000-01-02)	4	8	4	.667	0	1	0	0
Washburn (2002)	1	0	1	.000	0	0	0	0
Wayne St. (Mich.) (1987-94)	2	0	2	.000	0	0	0	0
West Tex. A&M (1988-89-90-91-92-94-95-96-97-98-99-2000-01-02)	14	26	11	.703	3	0	2	0
West Va. Wesleyan (1995-96-97)	3	1	3	.250	0	0	0	0
Western Wash. (2001-02)	2	1	2	.333	0	0	0	0
Western St. (1999-2000-01)	3	4	3	.571	0	0	0	0
Wheeling Jesuit (2001-02)	2	1	2	.333	0	0	0	0
Wright St. (1983)	1	0	1	.000	0	0	0	0

All-Time Results

1981 First Round: UC Davis def. Northern Ky., 15-13, 3-15, 11-15, 15-7, 15-12; Lewis def. Springfield, 12-15, 15-5, 15-5, 15-2. **Second Round:** Sacramento St. def. Mansfield, 15-4, 15-2, 15-4; Cal St. Northridge def. UC Davis, 15-4, 15-10, 15-13; Lewis def. UC Riverside, 13-15, 9-15, 15-10, 15-4, 17-15; Fla. Southern def. St. Augustine's, 15-7, 15-6, 15-3. **Semifinals:** Sacramento St. def. Cal St. Northridge, 15-13, 15-4, 9-15, 15-8; Lewis def. Fla. Southern, 10-15, 15-12, 11-15, 15-10, 15-10. **Third Place:** Cal St. Northridge def. Fla. Southern, 15-7, 15-12, 15-12. **Championship:** Sacramento St. def. Lewis, 15-10, 15-6, 15-7.

1982 Regionals: UC Riverside def. Northern Colo., 15-7, 15-6, 15-7; UC Davis def. Chapman, 15-8, 15-6, 15-17, 15-8; UC Riverside def. UC Davis, 15-12, 14-16, 15-5, 15-10; Fla. Southern def. Angelo St., 15-3, 15-11, 11-15, 15-6; Portland St. def. Florida Int'l, 11-15, 15-5, 12-15, 17-15, 15-4; Portland St. def. Fla. Southern, 15-8, 15-9, 15-8; Sacramento St. def. Lewis, 15-13, 15-8, 15-9; Ferris St. def. Neb.-Omaha, 4-15, 15-13, 15-9, 15-11; Sacramento St. def. Ferris St., 15-11, 15-6, 15-13; North Dakota St. def. Edinboro, 12-15, 15-3, 15-8, 12-15, 15-6; Cal St. Northridge def. LIU-C. W. Post, 15-0, 15-10, 15-9; Cal St. Northridge def. North Dakota St., 15-13, 15-10, 15-13. **Semifinals:** UC Riverside def. Portland St., 15-13, 15-7, 15-9; Cal St. Northridge def. Sacramento St., 13-15, 15-10, 15-11, 10-15, 15-6. **Third Place:** Portland St. def. Sacramento St., 15-7, 16-14, 15-10. **Championship:** UC Riverside def. Cal St. Northridge, 15-11, 15-12, 15-5.

1983 Regionals: Portland St. def. North Dakota St., 15-5, 15-0, 15-9; UC Davis def. Sacramento St., 15-3, 4-15, 15-8, 15-8; Portland St. def. UC Davis, 15-10, 15-2, 15-13; Ferris St. def. Wright St., 15-11, 15-2, 15-5; Neb.-Omaha def. New Haven, 15-2, 15-12, 15-6; Neb.-Omaha def. Ferris St., 15-9, 14-16, 19-17, 15-2; Cal St. Northridge def. Central Mo. St., 15-9, 13-15, 15-10, 15-11; UC Riverside def. Cal Poly Pomona, 14-16, 15-1, 11-15, 16-14, 15-4; Cal St. Northridge def. UC Riverside, 15-4, 7-15, 12-15, 16-14, 15-12; Jacksonville def. Mansfield, 13-15, 15-8, 15-10, 15-3; Air Force def. Tampa, 15-7, 15-9, 12-15, 16-14; Air Force def. Jacksonville, 15-11, 15-0, 9-15, 14-16, 15-5. **Semifinals:** Portland St. def. Neb.-Omaha, 15-6, 15-7, 15-13; Cal St. Northridge def. Air Force, 15-10, 15-8, 15-6. **Third Place:** Air Force def. Neb.-Omaha, 15-7, 15-7, 16-4. **Championship:** Cal St. Northridge def. Portland St., 15-6, 15-10, 6-15, 10-15, 15-6.

1984 Regionals: Portland St. def. James Madison, 15-2, 15-2, 15-9; New Haven def. Northeastern, 14-16, 15-13, 15-6, 15-7; Portland St. def. New Haven, 15-6, 15-6, 15-3; Sam Houston St. def. Fla. Southern, 15-12, 15-13, 15-9; Ferris St. def. Tampa, 15-9, 11-15, 15-13, 8-15, 15-5; Sam Houston St. def. Ferris St., 15-12, 6-15, 15-3, 15-6; Sacramento St. def. Northern Colo., 15-6, 15-9, 6-15, 15-3; Cal Poly Pomona def. UC Riverside, 15-9, 14-16, 15-13, 15-6; Sacramento St. def. Cal Poly Pomona, 15-13, 4-15, 15-11, 15-10; North Dakota St. def. Neb.-Omaha, 15-11, 15-12, 15-7; Cal St. Northridge def. Central Mo. St., 15-4, 15-3, 11-15, 15-8; Cal St. Northridge def. North Dakota St., 4-15, 15-5, 15-3, 15-8. **Semifinals:** Portland St. def. Sam Houston St., 15-4, 15-8, 15-3; Cal St. Northridge def. Sacramento St., 15-12, 15-10, 15-10. **Third Place:** Sacramento St. def. Sam Houston St., 15-6, 16-14, 15-8. **Championship:** Portland St. def. Cal St. Northridge, 15-7, 15-8, 15-11.

1985 Regionals: Cal St. Northridge def. St. Cloud St., 15-10, 15-5, 15-4; Cal Poly Pomona def. UC Riverside, 13-15, 11-15, 15-10, 15-10, 15-9; Cal St. Northridge def. Cal Poly Pomona, 15-13, 15-9, 13-15, 15-6; New Haven def. Ferris St., 15-13, 15-12, 15-10; Neb.-Omaha def. James Madison, 15-13, 13-15, 15-4, 15-3; Neb.-Omaha def. New Haven, 9-15, 15-3, 15-11, 15-4; Sam Houston St. def. Florida Int'l, 15-12, 15-9, 16-14; Mississippi-Women def. Tampa, 15-12, 10-15, 5-15, 15-8, 15-6; Sam Houston St. def. Mississippi-Women, 7-15, 4-15, 15-10, 15-11, 15-9; Sacramento St. def. Central Mo. St., 15-11, 3-15, 16-14, 15-8; Portland St. def. Regis (Colo.), 15-4, 15-0, 15-10; Portland St. def. Sacramento St., 15-0, 6-15, 15-5, 15-8. **Semifinals:** Cal St. Northridge def. Neb.-Omaha, 15-12, 16-14, 15-11; Portland St. def. Sam Houston St., 15-6, 15-13, 15-10. **Third Place:** Neb.-Omaha def. Sam Houston St., 15-9, 15-2, 10-15, 5-15, 15-11. **Championship:** Portland St. def. Cal St. Northridge, 15-9, 15-13, 11-15, 15-8.

1986 Regionals: Cal St. Northridge def. Fla. Southern, 15-11, 15-11, 15-9; Mississippi-Women def. Navy, 15-8, 15-9, 15-17, 15-7; Cal St. Northridge def. Mississippi-Women, 15-11, 15-5, 15-8; Neb.-Omaha def. New Haven, 15-7, 15-8, 15-2; Grand Valley St. def. Ferris St., 15-12, 8-15, 15-10, 15-7; Neb.-Omaha def. Grand Valley St., 12-15, 15-10, 15-10, 15-8; Sacramento St. def. Minn.-Duluth, 15-2, 15-5, 15-13; North Dakota St. def. Portland St., 15-6, 15-2, 15-10; North Dakota St. def. Sacramento St., 13-15, 15-8, 15-3, 10-15, 15-10; UC Riverside def. Northern Colo., 15-7, 15-8, 15-3; Central Mo. St. def. Regis (Colo.), 15-11, 15-8, 15-4; UC Riverside def. Central Mo. St., 11-15, 15-6, 13-15, 15-12, 15-11. **Semifinals:** Cal St. Northridge def. Neb.-Omaha, 16-14, 13-15, 10-15, 15-13, 15-13; UC Riverside def. North Dakota St., 15-4, 16-14, 15-8. **Third Place:** Neb.-Omaha def. North Dakota St., 15-4, 15-10, 15-3. **Championship:** UC Riverside def. Cal St. Northridge, 15-9, 15-6, 15-6.

1987 Regionals: UC Riverside def. San Fran. St., 15-11, 15-8, 15-11; Cal St. Northridge def. UC Riverside, 15-4, 15-12, 15-9; Sacramento St. def. Portland St., 15-8, 15-11, 15-8; Cal St. Northridge def. Sacramento St., 15-12, 15-10, 15-8; IU/PU-Ft. Wayne def. Grand Valley St., 15-10, 9-15, 15-9, 15-9; North Dakota St. def. IU/PU-Ft. Wayne, 4-15, 15-6, 12-15, 15-6, 15-10; Ferris St. def. Wayne St. (Mich.), 17-15, 9-15, 15-9, 12-15, 15-5; Ferris St. def. North Dakota St., 11-15, 16-14, 8-15, 15-12, 15-10; Minn.-Duluth def. Army, 17-15, 15-6, 15-6; Angelo St. def. Northern Colo., 11-15, 16-14, 10-15, 15-10, 15-4; Neb.-Omaha def. Minn.-Duluth, 15-13, 15-4, 15-4; Neb.-Omaha def. Angelo St., 4-15, 15-7, 15-12, 15-6; Fla. Southern def. Navy, 15-13, 15-13, 15-9; Tex. A&M-Commerce def. Tampa, 15-13, 16-14, 15-7; Central Mo. St. def. Fla. Southern, 15-7, 12-15, 15-2, 15-10; Central Mo. St. def. Tex. A&M-Commerce, 14-16, 15-7, 15-4, 15-1. **Semifinals:** Cal St. Northridge def. Ferris St., 15-4, 11-15, 15-4, 15-3; Central Mo. St. def. Neb.-Omaha, 6-15, 15-8, 15-9, 15-8. **Third Place:** Neb.-Omaha def. Ferris St., 11-15, 11-15, 15-6, 15-4, 16-14. **Championship:** Cal St. Northridge def. Central Mo. St., 15-4, 16-14, 12-15, 12-15, 16-14.

1988 Regionals: Portland St. def. Sacramento St., 15-10, 15-13, 15-2; New Haven def. Navy, 15-10, 15-6, 15-7; West Tex. A&M def. Metro St., 17-15, 13-15, 15-9, 15-3; Regis (Colo.) def. West Tex. A&M, 15-10, 15-13, 15-13; Cal St. Bakersfield def. Cal Poly Pomona, 17-15, 15-4, 6-15, 15-13; UC Riverside def. Cal St. Bakersfield, 15-12, 16-14, 15-12; Cal St. Northridge def. Chapman, 13-15, 15-12, 15-7, 15-6; Tex. A&M-Commerce def. Neb.-Omaha, 15-9, 14-16, 10-15, 15-9, 15-13; Central Mo. St. def. Tex. A&M-Commerce, 15-1, 15-2, 15-10; Lewis def. IU/PU-Ft. Wayne, 15-8, 15-10, 12-15, 15-10; Tampa def. Lewis, 15-3, 16-14, 12-15, 14-16, 15-13; North Dakota St. def. St. Cloud St., 11-15, 15-4, 15-4, 15-0. **Quarterfinals:** Portland St. def. New Haven, 15-11, 15-6, 15-8; Regis (Colo.) def. UC Riverside, 15-9, 15-11, 15-8; Cal St. Northridge def. Central Mo. St., 15-6, 15-8, 15-6; North Dakota St. def. Tampa, 16-14, 12-15, 13-15, 15-10, 15-9. **Semifinals:** Portland St. def. Regis (Colo.), 15-13, 15-1, 15-9; Cal St. Northridge def. North Dakota St., 15-8, 12-15, 15-9, 15-7. **Third Place:** North Dakota St. def. Regis (Colo.), 15-11, 13-15, 9-15, 16-14, 15-11. **Championship:** Portland St. def. Cal St. Northridge, 15-6, 15-8, 15-6.

1989 Regionals: Gannon def. New Haven, 11-15, 15-2, 15-5, 15-3; Ferris St. def. Gannon, 15-12, 16-14, 15-7; Sacramento St. def. Alas. Anchorage, 15-5, 15-3, 15-12; North Dakota St. def. Neb.-Omaha, 16-14, 15-3, 15-5; North Dakota St. def. Central Mo. St., 15-11, 15-5, 15-8; UC Riverside def. Chapman, 15-5, 15-4, 15-5; Northern Colo. def. Air Force, 15-7, 16-14, 14-16, 5-15, 15-13; West Tex. A&M def. Northern Colo., 11-15, 15-0, 15-9, 15-10; Cal St. Bakersfield def. Cal St. Northridge, 16-14, 15-6, 15-13; Regis (Colo.) def. Metro St., 15-7, 15-13, 10-15, 15-8; Regis (Colo.) def. Portland St., 12-15, 15-13, 15-10, 15-5; Fla. Southern def. Tampa, 13-15, 15-10, 15-9, 15-13. **Quarterfinals:** Sacramento St. def. Ferris St., 15-7, 19-17, 15-8; North Dakota St. def. UC Riverside, 10-15, 6-15, 15-12, 15-9, 15-12; Cal St. Bakersfield def. West Tex. A&M, 15-3, 15-12, 15-8; Fla. Southern def. Regis (Colo.), 15-4, 15-0, 15-3. **Semifinals:** Sacramento St. def. North Dakota St., 17-15, 15-12, 11-15, 15-13; Cal St. Bakersfield def. Fla. Southern, 15-10, 15-5, 15-8. **Third Place:** North Dakota St. def. Fla. Southern, 15-3, 9-15, 15-9, 15-3. **Championship:** Cal St. Bakersfield def. Sacramento St., 15-10, 15-1, 15-13.

1990 Regionals: Tampa def. UNC Greensboro, 15-4, 15-9, 15-13; Fla. Southern def. Tampa, 15-9, 4-15, 15-12, 15-6; West Tex. A&M def. Chapman, 15-10, 15-7, 7-15, 15-7; New Haven def. Southeast Mo. St., 4-15, 15-8, 15-13, 16-14; Central Mo. St. def. New Haven, 15-1, 15-7, 15-9; Portland St. def. Alas. Anchorage, 15-6, 15-9, 15-7; Minn. St.-Mankato def. Ferris St., 15-8, 10-15, 12-15, 19-17, 15-12; North

Dakota St. def. Minn. St.-Mankato, 15-9, 15-6, 9-15, 15-7; Sacramento St. def. UC Davis, 15-5, 15-9, 15-10; UC Riverside def. Cal Poly Pomona, 15-6, 15-6, 15-8; Cal St. Bakersfield def. UC Riverside, 13-15, 15-7, 15-7, 15-9; Regis (Colo.) def. Northern Colo., 15-11, 6-15, 5-15, 15-9, 15-6. **Quarterfinals:** West Tex. A&M def. Fla. Southern, 15-1, 16-14, 15-6; Portland St. def. Central Mo. St., 15-7, 13-15, 15-12, 15-9; North Dakota St. def. Sacramento St., 15-12, 7-15, 15-6, 15-3; Cal St. Bakersfield def. Regis (Colo.), 15-8, 15-7, 13-15, 15-12. **Semifinals:** West Tex. A&M def. Portland St., 15-9, 15-7, 15-10; North Dakota St. def. Cal St. Bakersfield, 11-15, 15-7, 15-13, 16-14. **Third Place:** Cal St. Bakersfield def. Portland St., 10-15, 8-15, 16-14, 15-5, 18-16. **Championship:** West Tex. A&M def. North Dakota St., 15-0, 15-5, 15-3.

1991 Regionals: Northern Mich. def. Mo.-St. Louis, 17-15, 15-12, 15-11; Northern Mich. def. Central Mo. St., 16-14, 15-7, 12-15, 15-11; Portland St. def. UC Davis, 8-15, 15-6, 15-4, 15-8; Cal Poly Pomona def. UC Riverside, 15-12, 14-16, 15-12, 8-15, 15-13; Cal St. Bakersfield def. Cal Poly Pomona, 15-9, 6-15, 15-6, 15-0; North Dakota St. def. Minn.-Duluth, 15-9, 15-2, 5-15, 15-8; Northern Colo. def. Metro St., 17-15, 9-15, 15-10, 15-13; Northern Colo. def. Regis (Colo.), 8-15, 17-16, 9-15, 15-7, 15-12; Fla. Southern def. Tampa, 13-15, 15-4, 15-11, 10-15, 16-14; Angelo St. def. Air Force, 15-13, 15-9, 15-12; West Tex. A&M def. Angelo St., 15-8, 15-7, 15-9; Gannon def. New Haven, 15-13, 14-16, 15-9, 15-10. **Quarterfinals:** Portland St. def. Northern Mich., 17-15, 15-12, 11-15, 15-12; North Dakota St. def. Cal St. Bakersfield, 15-13, 15-10, 11-15, 6-15, 15-13; Fla. Southern def. Northern Colo., 15-9, 15-11, 12-15, 15-13; West Tex. A&M def. Gannon, 16-14, 15-8, 15-4. **Semifinals:** Portland St. def. North Dakota St., 15-8, 11-15, 15-1, 15-5; West Tex. A&M def. Fla. Southern, 15-12, 15-10, 15-2. **Third Place:** North Dakota St. def. Fla. Southern, 15-8, 15-13, 15-5. **Championship:** West Tex. A&M def. Portland St., 15-10, 15-5, 15-12.

1992 Regionals: Gannon def. Fla. Southern, 9-15, 15-6, 15-9, 15-5; Gannon def. Tampa, 15-3, 15-8, 15-3; Portland St. def. Central Mo. St., 15-4, 15-13, 15-9; Cal St. Los Angeles def. UC Riverside, 16-14, 17-15, 15-7; Cal St. Los Angeles def. Cal Poly Pomona, 15-10, 7-15, 15-5, 5-15, 15-10; North Dakota St. def. Augustana (S.D.), 15-0, 15-4, 15-7; Cal St. Chico def. Cal St. Bakersfield, 14-16, 15-12, 15-11, 15-5; UC Davis def. Cal St. Chico, 13-15, 8-15, 15-13, 15-3, 15-9; West Tex. A&M def. Angelo St., 15-10, 15-9, 15-8; Ferris St. def. New Haven, 13-15, 16-14, 15-9, 15-7; Northern Mich. def. Ferris St., 15-10, 15-6, 15-6; Northern Colo. def. Metro St., 15-7, 15-3, 10-15, 15-11. **Quarterfinals:** Portland St. def. Gannon, 15-6, 15-5, 15-4; Cal St. Los Angeles def. North Dakota St., 15-7, 15-5, 15-10; West Tex. A&M def. UC Davis, 6-15, 15-13, 15-10, 15-12; Northern Mich. def. Northern Colo., 15-3, 5-15, 15-6, 15-8. **Semifinals:** Portland St. def. Cal St. Los Angeles, 15-7, 15-2, 15-7; Northern Mich. def. West Tex. A&M, 15-7, 15-9, 15-6. **Third Place:** West Tex. A&M def. Cal St. Los Angeles, 15-3, 15-8, 15-12. **Championship:** Portland St. def. Northern Mich., 13-15, 15-12, 13-15, 15-8, 15-10.

1993 Regionals: Michigan Tech def. Oakland, 15-6, 15-10, 15-9; Northern Mich. def. Michigan Tech, 15-6, 15-10, 15-11; Springfield def. Bentley, 15-9, 15-11, 15-10; New Haven def. Springfield, 12-15, 15-5, 15-9, 15-13; Metro St. def. Air Force, 13-15, 16-14, 15-2, 15-7; Regis (Colo.) def. Central Mo. St., 15-7, 7-15, 15-13, 15-8; Regis (Colo.) def. Metro St., 15-13, 13-15, 15-7, 12-15, 16-14; Northern Colo. def. St. Cloud St., 13-15, 15-11, 15-6, 15-10; Neb.-Omaha def. North Dakota St., 15-5, 15-6, 15-5; Northern Colo. def. Neb.-Omaha, 15-6, 9-15, 15-10, 15-8; Portland St. def. Sonoma St., 15-10, 10-15, 15-2, 15-5; Grand Canyon def. UC Davis, 15-10, 11-15, 18-16, 15-10; Portland St. def. Grand Canyon, 15-6, 12-15, 15-7, 15-11; Tampa def. Fla. Southern, 12-15, 6-15, 15-10, 15-9, 20-18; Tampa def. North Fla., 15-12, 15-11, 15-10; Slippery Rock def. Presbyterian, 15-10, 15-10, 15-2; Gannon def. Slippery Rock, 15-5, 15-5, 11-15, 16-18, 15-8; Cal St. Los Angeles def. UC Riverside, 15-11, 3-15, 13-15, 15-6, 15-12; Cal St. Bakersfield def. Cal Poly Pomona, 16-14, 15-5, 15-3; Cal St. Bakersfield def. Cal St. Los Angeles, 15-11, 15-9, 10-15, 15-11. **Quarterfinals:** Northern Mich. def. New Haven, 15-3, 15-6, 15-5; Northern Colo. def. Regis (Colo.), 15-12, 16-14, 15-9; Portland St. def. Tampa, 15-10, 15-7, 15-5; Cal St. Bakersfield def. Gannon, 15-8, 15-7, 15-6. **Semifinals:** Northern Mich. def. Northern Colo., 15-12, 15-3, 15-10; Cal St. Bakersfield def. Portland St., 15-11, 15-10, 11-15, 15-13. **Third Place:** Portland St. def. Northern Colo., 15-5, 15-11, 16-14. **Championship:** Northern Mich. def. Cal St. Bakersfield, 4-15, 15-5, 15-3, 15-10.

1994 Regionals: Cal St. Bakersfield def. UC Davis, 15-7, 15-8, 15-6; Cal St. Los Angeles def. Cal Poly Pomona, 15-3, 15-9, 6-15, 15-11; Cal St. Bakersfield def. Cal St. Los Angeles, 15-12, 15-10, 13-15, 15-0; Edinboro def. Slippery Rock, 8-15, 15-2, 16-14, 15-9; Edinboro def. Gannon, 15-12, 15-7, 15-11; Fla. Southern def. Tampa, 9-15, 15-12, 15-9, 15-12; Barry def. Fla. Southern, 15-9, 15-6, 13-15, 10-15, 19-17; Northern Colo. def. Minn.-Duluth, 13-15, 15-10, 15-7, 15-11; Neb.-Kearney def. Augustana (S.D.), 15-6, 15-11, 11-15, 10-15, 21-19; Northern Colo. def. Neb.-Kearney, 11-15, 15-6, 15-13, 15-9; Portland St. def. Hawaii-Hilo, 15-9, 9-15, 15-12, 12-15, 15-7; Regis (Colo.) def. Air Force, 15-13, 15-9, 8-15, 15-17, 18-16; Portland St. def. Regis (Colo.), 15-11, 9-15, 15-8, 15-12; Central Mo. St. def. Truman, 15-6, 15-8, 15-12; Central Okla. def. West Tex. A&M, 15-1, 15-12, 15-9; Central Mo. St. def. Central Okla., 15-12, 15-10, 13-15, 15-11; Bryant def. Springfield, 9-15, 15-6, 15-10, 8-15, 15-11; New Haven def. Bryant, 15-2, 15-0, 15-2; Northern Mich. def. Wayne St. (Mich.), 15-6, 15-2, 15-7; Northern Mich. def. Michigan Tech, 15-5, 15-10, 12-15, 15-13. **Quarterfinals:** Northern Mich. def. New Haven, 15-7, 15-1, 15-4; Central Mo. St. def. Portland St., 15-6, 15-12, 14-16, 14-16, 15-8; Northern Colo. def. Barry, 15-6, 15-13, 15-8; Cal St. Bakersfield def. Edinboro, 15-5, 15-9, 15-4. **Semifinals:** Northern Mich. def. Central Mo. St., 15-8, 15-13, 15-11; Cal St. Bakersfield def. Northern Colo., 7-15, 18-16, 15-5, 15-13. **Third Place:** Northern Colo. def. Central Mo. St., 15-11, 15-8, 15-10. **Championship:** Northern Mich. def. Cal St. Bakersfield, 8-15, 15-13, 15-8, 15-13.

1995 Regionals: Michigan Tech def. Gannon, 15-11, 15-13, 15-7; Northern Mich. def. Michigan Tech, 15-0, 15-12, 15-6; Millersville def. Charleston (W.Va.), 15-11, 17-15, 12-15, 8-15, 15-12; West Va. Wesleyan def. Millersville, 15-7, 15-8, 15-11; Central Mo. St. def. Mo.-St. Louis, 15-5, 15-9, 12-15, 15-9; West Tex. A&M def. Mo. Western St., 15-7, 14-16, 16-14, 15-13; Central Mo. St. def. West Tex. A&M, 15-1, 6-15, 15-8, 8-15, 15-12; Neb.-Kearney def. Portland St., 15-12, 15-7, 8-15, 12-15, 15-12; Hawaii-Hilo def. Regis (Colo.), 15-13, 15-8, 3-15, 15-12; Neb.-Kearney def. Hawaii-Hilo, 15-5, 10-15, 15-11, 10-15, 17-15; Northern Colo. def. North Dakota St., 15-8, 5-15, 15-12, 15-11; St. Cloud St. def. Morningside, 15-11, 15-9, 15-4; St. Cloud St. def. Northern Colo., 15-12, 6-15, 15-10, 17-15; Rollins def. North Fla., 15-11, 13-15, 15-12, 13-15, 15-12; Barry def. Rollins, 15-0, 15-6, 15-12; Cal St. Bakersfield def. UC Riverside, 15-6, 15-10, 16-14; Cal St. Los Angeles def. Grand Canyon, 14-16, 15-7, 19-17, 6-15, 15-9; Cal St. Bakersfield def. Cal St. Los Angeles, 7-15, 15-10, 15-5, 15-11; Dowling def. Bentley, 15-7, 15-10, 10-15, 15-3; New Haven def. Dowling, 15-9, 17-15, 15-4. **Quarterfinals:** Northern Mich. def. West Va. Wesleyan, 15-13, 15-5, 15-1; Central Mo. St. def. Neb.-Kearney, 15-13, 15-13, 7-15, 15-7; Barry def. St. Cloud St., 15-11, 15-6, 15-12; Cal St. Bakersfield def. New Haven, 15-3, 8-15, 15-10, 15-10. **Semifinals:** Northern Mich. def. Central Mo. St., 15-8, 15-6, 15-6; Barry def. Cal St. Bakersfield, 15-6, 15-6, 15-1. **Third Place:** Cal St. Bakersfield def. Central Mo. St., 3-15, 15-12, 10-15, 15-9, 15-13. **Championship:** Barry def. Northern Mich., 6-15, 15-11, 15-10, 15-9.

1996 Regionals: Cal St. Bakersfield def. UC Davis, 4-15, 16-14, 12-15, 15-3, 15-12; UC Riverside def. Cal Poly Pomona, 15-2, 15-12, 15-12; Cal St. Bakersfield def. UC Riverside, 13-15, 15-10, 15-10, 11-15, 15-6; Tampa def. North Fla., 15-8, 15-13, 15-2; Barry def. Fla. Southern, 15-2, 15-5, 15-7; Tampa def. Barry, 15-8, 15-2, 15-17, 15-9; North Ala. def. Texas Woman's, 15-11, 15-10, 15-6; Central Mo. St. def. West Tex. A&M, 15-10, 15-8, 15-6; Central Mo. St. def. North Ala., 17-15, 15-5, 12-15, 15-6; Edinboro def. Lock Haven, 15-12, 15-6, 14-16, 8-15, 15-13; Edinboro def. West Va. Wesleyan, 15-13, 15-13, 15-9; North Dakota St. def. Augustana (S.D.), 9-15, 15-10, 12-15, 15-7, 16-14; Neb.-Omaha def. North Dakota St., 7-15, 15-11, 15-7, 15-7; Pace def. Dowling, 5-15, 15-12, 15-10, 17-15; New Haven def. Pace, 15-7, 5-15, 15-8, 15-6; Northern Mich. def. IU/PU-Ft. Wayne, 15-7, 15-11, 15-7; Northwood def. Michigan Tech, 15-13, 5-15, 15-5, 15-7; Northern Mich. def. Northwood, 15-9, 15-5, 13-15, 15-8; Regis (Colo.) def. Southern Colo., 16-14, 13-15, 15-10, 15-12; Neb.-Kearney def. Regis (Colo.), 15-3, 16-14, 15-10. **Quarterfinals:** Tampa def. Cal St. Bakersfield, 15-8, 12-15, 15-6, 15-11; Central Mo. St. def. Edinboro, 15-7, 15-6, 15-9; Neb.-Omaha def. New Haven, 15-7, 15-11, 15-1; Northern Mich. def. Neb.-Kearney, 12-15, 15-10, 15-9, 15-11. **Semifinals:** Tampa def. Central Mo. St., 15-9, 15-5, 15-11; Neb.-Omaha def. Northern Mich., 15-11, 7-15, 15-13, 6-15, 15-10. **Third Place:** Northern Mich. def. Central Mo. St., 15-7, 15-5, 15-6. **Championship:** Neb.-Omaha def. Tampa, 15-13, 15-17, 15-10, 12-15, 15-11.

1997 Regionals: Northern Mich. def. Northern Ky., 15-11, 8-15, 15-6, 15-3; Northwood def. Michigan Tech, 15-0, 15-10, 15-8; Northern Mich. def. Northwood, 15-5, 15-3, 15-5; Augustana (S.D.) def. South Dakota St., 15-13, 16-14, 15-7; Neb.-Omaha def. North Dakota St., 5-15, 15-10, 15-13, 15-12; Neb.-Omaha def. South Dakota St., 15-6, 15-8, 8-15, 15-1; Lock Haven def. Charleston (W.Va.), 15-7, 6-15, 15-12, 15-11; Edinboro def. West Va. Wesleyan, 10-15, 15-5, 14-16, 15-11, 15-13; Lock Haven def. Edinboro, 13-15, 15-13, 15-13, 15-9; Tampa def. North Fla., 15-0, 15-11, 15-6; Barry def. Fla. Southern, 15-7, 15-9, 15-3; Barry def. Tampa, 15-9, 15-13, 15-12; North Ala. def. Central Mo. St., 15-9, 15-3, 15-12; West Tex. A&M def. Texas Woman's, 10-15, 15-9, 15-6, 15-0; West Tex. A&M def. North Ala., 16-14, 15-12, 15-3; New Haven def. Bryant, 15-12, 14-16, 15-11, 15-9; Pace def. Dowling, 16-14, 15-11, 15-13; New Haven def. Pace, 15-13, 7-15, 16-14, 15-2; Regis (Colo.) def. Hawaii-Hilo, 10-15, 15-5, 15-7, 14-16, 21-19; Metro St. def. Southern Colo., 15-10, 14-16, 15-12, 16-14; Regis (Colo.) def. Metro St., 15-9, 15-13, 15-5; Cal St. Bakersfield def. UC Riverside, 15-11, 10-15, 15-9, 13-15, 15-13; Cal Poly Pomona def. Cal St. Los Angeles, 15-5, 3-15, 15-7, 15-17, 16-14; Cal St. Bakersfield def. Cal Poly Pomona, 15-13, 15-9, 15-2. **Quarterfinals:** Northern Mich. def. Neb.-Omaha, 15-4, 8-15, 15-3, 15-11; Barry def. Lock Haven, 15-6, 15-11, 15-5; West Tex. A&M def. New Haven, 15-0, 15-8, 15-5; Cal St. Bakersfield def. Regis (Colo.), 18-16, 13-15, 15-6, 15-10. **Semifinals:** Barry def. Northern Mich., 15-7, 15-10, 15-7; West Tex. A&M def. Cal St. Bakersfield, 18-16, 15-11, 7-15, 16-14. **Third Place:** Cal St. Bakersfield def. Northern Mich., 15-10, 15-12, 15-8. **Championship:** West Tex. A&M def. Barry, 4-15, 15-13, 21-19, 7-15, 18-16.

1998 Regionals: Charleston (W.Va.) def. Fairmont St., 7-15, 15-7, 15-11, 15-1; Edinboro def. Lock Haven, 15-5, 15-13, 15-0; Edinboro def. Charleston (W.Va.), 15-2, 15-8, 15-6; North Dakota St. def. Minn.-Duluth, 15-5, 15-11, 15-9; Augustana (S.D.) def. South Dakota St., 15-3, 15-12, 15-12; North Dakota St. def. Augustana (S.D.), 15-8, 15-4, 15-7; New Haven def. Dowling, 15-5, 15-11, 15-7; Pace def. Bentley, 15-7, 15-6, 15-13; Pace def. New Haven, 14-16, 9-15, 16-14, 15-12, 16-14; Regis (Colo.) def. Cameron, 15-7, 10-15, 15-6, 15-10; Metro St. def. West Tex. A&M, 15-11, 15-5, 15-11; Regis (Colo.) def. Metro St., 15-8, 15-9, 12-15, 15-9; SIU-Edwardsville def. Northern Mich., 15-12, 4-15, 15-10, 10-15, 15-8; Northern Ky. def. IU/PU-Ft. Wayne, 16-14, 15-8, 15-11; Northern Ky. def. SIU- Edwardsville, 15-9, 15-3, 3-15, 15-9; Tampa def. Francis Marion, 15-11, 15-6, 15-0; Barry def. Fla. Southern, 11-15, 15-13, 9-15, 15-3, 15-12; Tampa

def. Barry, 15-6, 15-13, 15-13; North Ala. def. Ala.-Huntsville, 15-4, 15-10, 15-11; Rockhurst def. Central Mo. St., 8-15, 13-15, 15-5, 15-9, 15-7; North Ala. def. Rockhurst, 15-10, 15-11, 15-9; BYU-Hawaii def. UC Riverside, 15-2, 15-12, 15-9; Hawaii Pacific def. Cal St. Bakersfield, 12-15, 7-15, 15-12, 15-1, 15-7; Hawaii Pacific def. BYU-Hawaii, 6-15, 15-1, 10-15, 15-11, 15-11. **Quarterfinals:** North Dakota St. def. Edinboro, 15-5, 15-4, 15-4; Regis (Colo.) def. Pace, 15-2, 15-5, 15-4; Tampa def. Northern Ky., 15-1, 13-15, 15-6, 15-12; Hawaii Pacific def. North Ala., 15-7, 16-14, 15-12. **Semifinals:** North Dakota St. def. Regis (Colo.), 15-17, 15-8, 11-15, 16-14, 15-8; Hawaii Pacific def. Tampa, 15-9, 7-15, 15-10, 12-15, 15-12. **Championship:** Hawaii Pacific def. North Dakota St., 15-10, 8-15, 15-12, 16-14.

1999 Regionals: Northern Ky. def. Ferris St., 13-15, 15-3, 15-9, 15-11; Northwood def. Northern Mich., 15-13, 15-8, 15-8; Northern Ky. def. Northwood, 17-15, 15-7, 8-15, 21-19; Rockhurst def. Central Mo. St., 15-10, 15-13, 10-15, 15-9; North Ala. def. Ala.-Huntsville, 15-6, 15-11, 15-10; North Ala. def. Rockhurst, 12-15, 15-11, 15-3, 11-15, 15-11; Cal. St. Bakersfield def. Hawaii Pacific, 15-12, 6-15, 16-14, 15-4; BYU-Hawaii def. Cal. St. Los Angeles, 15-9, 16-14, 15-9; BYU-Hawaii def. Cal. St. Bakersfield, 16-14, 18-16, 15-5; North Dakota St. def. Augustana (Ill.), 4-15, 11-15, 15-13, 17-15, 15-11; Northern Colo. def. Neb.-Omaha, 15-11, 14-16, 15-8, 16-14; North Dakota St. def. Northern Colo., 15-8, 14-16, 15-6, 6-15, 15-9; West Tex. A&M def. Regis (Colo.), 15-8, 15-10, 15-9; Western St. def. Neb.-Kearney, 6-15, 15-10, 9-15, 15-12, 15-11; West Tex. A&M def. Western St., 15-12, 15-5, 15-0; Lock Haven def. Charleston (W. Va.), 15-13, 15-6, 15-7; Edinboro def. Lees-McRae, 15-11, 14-16, 15-8, 7-15, 15-10; Lock Haven def. Edinboro, 7-15, 15-4, 15-9, 15-7; Tampa def. North Fla., 15-4, 15-7, 15-13; Fla. Southern def. Barry, 11-15, 9-15, 15-13, 15-13, 17-15; Tampa def. Fla. Southern, 8-15, 15-10, 15-9, 15-13; New Haven def. Bryant 15-12, 15-8, 15-6; Pace def. Mercy, 15-12, 8-15, 18-16, 15-6; New Haven def. Mercy, 15-7, 15-7, 16-14. **Quarterfinals:** Northern Ky. def. North Ala. 15-5, 3-15, 15-12, 15-11; BYU-Hawaii def. North Dakota St., 15-5, 15-10, 18-16; West Tex. A&M def. Lock Haven, 10-15, 15-8, 15-9, 15-11; Tampa def. New Haven, 15-7, 15-9, 15-4. **Semifinals:** BYU-Hawaii def. Northern Ky., 15-0, 15-5, 15-5; Tampa def. West Texas A&M, 15-11, 6-15, 16-18, 15-5, 18-16. **Championship:** BYU-Hawaii def. Tampa, 15-13, 15-12, 15-13.

2000 Regionals: Northern Ky. def. Northern Mich., 18-16, 15-13, 13-15, 15-13; Findlay def. Lewis, 3-15, 17-15, 15-2, 15-8; Grand Valley St. def. Northern Ky., 15-10, 8-15, 15-7, 17-19, 15-5; Northwood def. Findlay, 15-4, 15-7, 15-10; Grand Valley St. def. Northwood, 15-10, 15-11, 15-4; Cal St. San B'dino def. Seattle Pacific, 15-13, 15-5, 16-14; Cal St. Bakersfield def. UC San Diego, 15-7, 13-15, 15-3, 15-6; Cal St. San B'dino def. Cal St. Los Angeles, 8-15, 16-14, 13-15, 15-13, 15-13; Hawaii Pacific def. Cal St. Bakersfield, 15-13, 15-8, 16-14; Hawaii Pacific def. Cal St. San B'dino, 15-7, 12-15, 15-10, 9-15, 15-12; Indiana (Pa.) def. Slippery Rock, 15-7, 2-15, 11-15, 16-14, 15-12; Calif. (Pa.) def. East Stroudsburg, 15-4, 15-8, 16-14, 15-9; Lock Haven def. Indiana (Pa.), 15-2, 15-6, 15-8; Calif. (Pa.) def. Edinboro, 8-15, 15-8, 15-6, 5-15, 15-8; Calif. (Pa.) def. Lock Haven, 10-15, 15-10, 16-14, 15-3; Queens (N.Y.) def. Bryant, 17-15, 15-13, 14-16, 15-8; New Haven def. Mass.-Lowell, 15-8, 15-3, 15-5; Mercy def. Queens (N.Y.), 8-15, 15-12, 15-9, 15-11; Pace def. New Haven, 15-7, 15-11, 12-15, 16-14; Pace def. Mercy, 15-12, 3-15, 15-8, 8-15, 15-11; Arkansas Tech def. Montevallo, 15-9, 13-15, 15-6, 15-8; Truman def. Mo. Western St., 15-2, 15-13, 14-16, 15-4; North Ala. def. Arkansas Tech, 15-7, 15-2, 15-11; Central Mo. St. def. Truman, 15-12, 7-15, 17-15, 15-2; North Ala. def. Truman, 5-15, 15-4, 15-7, 11-15, 20-18; Barry def. Fla. Southern, 16-14, 15-17, 12-15, 15-10, 15-12; Armstrong Atlantic def. S.C.-Spartanburg, 15-10, 15-5, 8-15, 15-10; Tampa def. Barry, 15-3, 15-13, 15-7; North Fla. def. Armstrong Atlantic, 15-6, 15-12, 15-9; Tampa def. North Fla., 15-7, 15-6, 15-5; Northern Colo. def. North Dakota St., 12-15, 15-9, 15-11, 15-10; Neb.-Omaha def. Moorehead St., 15-10, 13-15, 15-6, 15-9; Augustana (S.D.) def. Northern Colo., 15-7, 15-9, 15-8; South Dakota St. def. Neb.-Omaha, 11-15, 15-12, 15-8, 5-15, 15-12; Augustana (S.D.) def. South Dakota St., 15-10, 15-6, 15-6; Regis (Colo.) def. Metro St. 15-5, 14-16, 15-7, 15-12; Neb.-Kearney def. N.M Highlands, 15-13, 15-4, 15-13; West Tex. A&M def. Regis (Colo.), 15-5, 15-11, 15-12; Neb.-Kearney def. Western St., 15-5, 15-11, 15-10; West Tex. A&M def. Neb.-Kearney, 12-15, 15-3, 15-11, 15-13. **Quarterfinals:** Hawaii Pacific def. Grand Valley St., 15-4, 15-13, 15-4; Calif. (Pa.) def. Pace, 15-12, 17-15, 15-3; North Ala. def. Tampa, 15-10, 15-11, 15-9; Augustana (S.D.) def. West Tex. A&M, 15-11, 10-15, 15-6, 15-8. **Semifinals:** Hawaii Pacific def. Calif. (Pa.), 15-10, 15-0, 15-3; Augustana (S.D.) def. North Ala., 15-4, 15-9, 15-5. **Championship:** Hawaii Pacific def. Augustana (S.D.), 15-2, 15-7, 15-6.

2001: Regionals: Northwood def. Wheeling Jesuit, 30-27, 30-22, 30-16; Northern Ky. def. Northern Mich., 29-31, 30-21, 22-30, 30-26, 15-11; Findlay def. Northwood, 23-30, 30-26, 27-30, 35-33, 15-12; Grand Valley St. def. Northern Ky., 19-30, 30-24, 30-25, 30-21; Grand Valley St. def. Findlay, 30-27, 30-32, 30-18, 34-32; Bryant def. New York Tech, 30-21, 30-23, 23-30, 30-27; Queens (N.Y.) def. Bentley, 30-18, 30-26, 33-31; Mercy def. Bryant, 32-34, 30-18, 30-18, 30-18; Queens (N.Y.) def. New Haven, 32-30, 21-30, 23-30, 30-19, 15-12; Mercy def. Queens (N.Y.), 32-30, 30-25, 32-30; Central Mo. St. def. Albany St. (Ga.), 30-10, 30-23, 30-10; Henderson St. def. Ala.-Huntsville, 30-24, 24-30, 25-30, 30-22, 15-13; North Ala. def. Central Mo. St., 30-23, 30-25, 30-19; Truman def. Henderson St., 30-18, 30-20, 30-24; Truman def. North Ala., 32-30, 30-24, 30-19; Augustana (S.D.) def. Southwest St., 30-17, 30-28, 30-18; Northern Colo. def. Minn. St.-Mankato, 30-23, 30-27, 30-21; South Dakota St. def. Augustana (S.D.), 28-30, 30-20, 23-30, 30-28, 15-9; North Dakota St. def. Northern Colo., 30-22, 30-19, 30-12; South Dakota St. def. North Dakota St., 30-23, 28-30, 24-30, 30-27, 15-13; Indiana (Pa.) def. St. Augustine's, 30-26, 30-16, 30-12; Calif. (Pa.) def. Lees-McRae, 30-23, 30-23, 30-23; Indiana (Pa.) def. Edinboro, 25-30, 30-22, 30-19, 35-33; Lock Haven def. Calif. (Pa.), 27-30, 30-21, 30-17, 30-23; Lock Haven def. Indiana (Pa.), 26-30, 31-29, 30-27, 30-27; Hawaii Pacific def. Seattle Pacific, 26-30, 30-22, 30-22, 30-26; Western Wash. def. Cal St. Los Angeles, 21-30, 30-28, 30-20, 27-30, 15-9; UC San Diego def. Western Wash., 30-27, 30-21, 30-16; Cal St. San B'dino def. Hawaii Pacific, 30-10, 30-26, 30-23; UC San Diego def. Cal St. San B'dino; 20-30, 30-26, 22-30, 31-29, 17-15; North Fla. def. Catawba, 30-27, 30-12, 30-13; Armstrong Atlantic def. S.C.-Spartanburg, 30-28, 33-31, 30-27; Barry def. North Fla., 30-19, 30-15, 30-24; Tampa def. Armstrong Atlantic, 30-10, 30-25, 30-23; Barry def. Tampa, 31-29, 30-32, 30-28, 27-30, 15-10; Western St. def. Cameron, 30-13, 30-27, 34-32; Neb.-Kearney def. Regis (Colo.), 26-30, 30-22, 30-24, 30-24; Western St. def. West Tex. A&M, 30-27, 18-30, 30-26, 30-26; Neb.-Kearney def. Metro St., 30-26, 28-30, 30-19, 31-29; Western St. def. Neb.-Kearney, 30-27, 33-31, 21-30, 19-30, 11-15. **Quarterfinals:** Grand Valley St. def. Mercy, 25-30, 30-26, 30-19, 28-30, 15-9; South Dakota St. def. Truman, 24-30, 30-18, 30-20, 28-30, 15-7; UC San Diego def. Lock Haven, 30-26, 24-30, 30-28, 30-27; Barry def. Western St., 30-26, 26-30, 30-27, 30-26. **Semifinals:** Barry def. UC San Diego, 30-23, 30-24, 30-26; South Dakota St. def. Grand Valley St., 30-26, 30-20, 30-19. **Championship:** Barry def. South Dakota St., 30-19, 30-21, 30-25.

2002 Regionals: Wheeling Jesuit def. Ferris St., 26-30, 24-30, 32-30, 30-28, 15-13; Southern Ind. def. Lewis, 30-27, 30-15, 30-17; Northwood def. Wheeling Jesuit, 30-21, 30-16, 26-30, 30-27; Grand Valley St. def. Southern Ind., 30-26, 27-30, 30-24, 30-19; Grand Valley St. def. Northwood, 30-23, 30-26, 30-24; Lees-McRae def. Clarion, 22-30, 30-28, 22-30, 31-29, 15-12; St. Augustine's def. Calif. (Pa.), 30-28, 30-20, 21-30, 30-25; Edinboro def. Lees-McRae, 30-13, 30-32, 30-24, 30-22; Indiana (Pa.) def. St. Augustine's, 30-24, 31-29, 24-30, 30-28; Edinboro def. Indiana (Pa.), 30-18, 30-22, 27-30, 30-21; North Ala. def. Albany St. (Ga.), 30-16, 30-16, 30-16; Central Mo. St. def. Harding, 30-23, 30-19, 30-32, 30-26; Truman def. North Ala., 30-22, 30-24, 17-30, 20-30, 15-13; Central Mo. St. def. Washburn, 30-27, 30-25, 30-25; Truman def. Central Mo. St., 31-29, 32-30, 30-23; South Dakota St. def. North Dakota, 30-17, 30-25, 26-30, 30-28; Minn. St. Mankato def. North Dakota St., 30-24, 30-27, 30-28; South Dakota St. def. Minn. Duluth, 35-37, 32-30, 30-27, 25-30, 16-14; Northern Colo. def. Minn. St. Mankato, 30-24, 30-28, 23-30, 30-26; Northern Colo. def. South Dakota St., 30-27, 23-30, 30-25, 30-25; North Fla. def. Carson-Newman, 30-20, 30-21, 30-16; Fla. Southern def. Armstrong Atlantic, 30-22, 30-27, 30-15; Barry def. North Fla., 22-30, 28-30, 30-27, 30-27, 15-11; Tampa def. Fla. Southern, 30-15, 30-20, 30-23; Tampa def. Barry, 30-23, 30-27, 31-29; Cal St. Los Angeles def. Western Wash., 30-18, 23-30, 28-30, 34-32, 15-12; UC San Diego def. Chaminade, 30-19, 30-23, 30-17; BYU-Hawaii def. Cal St. Los Angeles, 30-24, 30-20, 30-17; Cal St. San B'dino def. UC San Diego, 30-20, 27-30, 30-24, 30-23; BYU-Hawaii def. Cal St. San B'dino, 30-19, 21-30, 30-26, 30-25; Metro St. def. St. Edward's, 29-31, 31-29, 23-30, 30-22, 16-14; Neb.-Kearney def. Central Okla., 30-28, 27-30, 27-30, 30-25, 16-14; Rockhurst def. Metro St., 30-26, 30-26, 30-26; West Tex. A&M def. Neb-Kearney, 30-20, 30-25, 30-19; West Tex. A&M def. Rockhurst, 29-31, 30-27, 33-31, 30-23; Bryant def. Mass.-Lowell, 30-24, 30-16, 28-30, 30-21; NYIT def. Dowling, 30-23, 30-27, 30-25; Bryant def. Bentley, 30-27, 23-30, 24-30, 30-19, 15-8; New Haven def. NYIT, 30-19, 30-26, 30-23; New Haven def. Bryant, 30-25, 30-26, 32-30. **Quarterfinals:** Grand Valley St. def. Edinboro, 30-26, 30-21, 30-22; Truman def. West Tex. A&M, 30-26, 30-28, 17-30, 30-23; Tampa def. Northern Colo., 30-28, 24-30, 30-24, 32-30; BYU-Hawaii def. New Haven, 30-15, 30-15, 30-18. **Semifinals:** Truman def. Grand Valley St., 30-27, 31-29, 26-30, 30-22; BYU-Hawaii def. Tampa, 27-30, 30-25, 30-26, 30-26. **Championship:** BYU-Hawaii def. Truman 30-21, 30-24, 30-21.

Volleyball

DIVISION III

2002 Championship

Edited by: Marty Benson.

Highlights

After two consecutive runner-up finishes, Wisconsin-Whitewater downed perennial power Washington (Missouri), 30-24, 30-28, 30-25 for its first championship December 7 in front of a capacity home crowd of 1,534.

Angie Wildish led the Warhawks with 10 kills, 19 digs and four service aces. Katie Monhart had 13 kills and 11 digs, while Megan Kay posted three solo blocks. Kristin Dettman dished out 35 assists and 15 digs.

All-Tournament Team: Wisconsin-Whitewater's Kristin Dettman, Lindsay Tomasovich and Angie Wildish; Washington's Rebecca Rotello; Johanna Holtan of Juniata; and Morgan Anderson of Trinity (Texas).

For more, go to the December 23, 2002, issue of The NCAA News on the World Wide Web.

TOURNAMENT PERCENTAGE LEADERS

Player, Team	K	E	TA	*Pct.	SA	DG	BS
Joyia Chadwick, Williams	69	9	121	.496	2	14	7
Tricia Jones, Nazareth	49	10	81	.481	6	12	8
Morgan Anderson, Trinity (Tex.)	66	12	139	.388	0	47	3
Tara Anderson, Ohio Northern	33	4	75	.387	1	8	1
Niki Mueller, Juniata	63	14	125	.384	0	8	2
Faith O'Dell, King's (Pa.)	39	9	79	.380	2	35	0
Amy Brand, Washington (Mo.)	55	10	119	.378	2	24	9
Christa Downey, Nazareth	80	15	176	.369	4	54	0
Cindy McPeak, Washington (Mo.)	59	16	122	.352	2	56	1
Lindsay Tomasovich, Wis.-Whitewater	65	15	147	.340	2	18	7

LEGEND: K (kills), E (errors), TA (total attempts), SA (service aces), DG (digs), BS (block solos).

**Percentage is derived by subtracting errors from kills and dividing that remainder by total attempts. Minimum of 75 attempts to qualify.*



Photo by Peter Zuzgà/NCAA Photos

Angie Wildish's timely bumps earned her a place on the all-tournament team and helped Wisconsin-Whitewater claim its first national crown.

Results

REGIONALS

NOVEMBER 14-AT WITTENBERG

Catholic	K	E	TA	Pct.	A	SA	DG	BS
Kathleen McGlynn	7	6	23	.043	1	0	1	0
Bridget Guetle	1	0	2	.500	35	0	11	0
Elizabeth Schreiner	6	2	13	.308	0	0	4	2
Anji Wall	10	9	29	.034	0	0	7	0
Tory Neyer	12	3	36	.250	2	1	10	0
Amanda Cook	5	1	35	.114	0	1	9	0
Melissa Acuff	0	0	0	.000	0	0	8	0
Tarrah Beebe	0	0	1	.000	0	0	7	0
Casey Tierney	0	0	0	.000	0	0	7	0
Totals	41	21	139	.144	38	2	64	2

Ohio Northern	K	E	TA	Pct.	A	SA	DG	BS
Jen Ginn	5	0	14	.357	0	1	4	0
Erika Roof	1	0	5	.200	50	2	2	0
Hannah Kanuckel	16	4	35	.343	0	0	18	0
Janet Wilber	5	1	13	.308	0	0	1	0
Diane Gehret	5	3	18	.111	0	0	1	0
Tara Anderson	20	1	39	.487	1	1	3	0
Lauren Seitz	0	0	1	.000	0	2	10	0
Lindsay Gerard	3	3	11	.000	0	0	3	0
Molly Schrader	0	1	3	-.333	1	0	23	0
Ashley Dally	1	0	5	.200	0	1	10	0
Totals	56	13	144	.299	52	7	75	0

Catholic	21		24	15
Ohio Northern	30		30	30

Kalamazoo	K	E	TA	Pct.	A	SA	DG	BS
Anny Price	13	4	38	.237	0	2	6	1
Carrie Brankiewicz	12	3	47	.191	3	3	27	0
Stefanie Salasky	8	1	20	.350	0	2	4	0
Megan Erskine	14	8	38	.158	1	0	7	0
Leah Hays	12	3	43	.209	3	0	10	1
Emily Trahan	19	5	32	.438	47	2	23	0
Noelle Cotey	0	0	0	.000	0	0	0	0
Krissy VanAsperen	0	0	2	.000	3	0	22	0
Jessica Gierut	0	0	0	.000	2	0	17	0
Totals	78	24	220	.245	59	9	116	2

Muskingum	K	E	TA	Pct.	A	SA	DG	BS
Tera Hannahs	7	5	38	.053	0	2	9	0
Jessica Mayer	2	1	16	.063	53	0	17	0
Leslie Goins	11	4	40	.175	5	2	20	0
Kim Yoder	0	0	1	.000	0	3	19	0
Amber Bolinger	16	3	39	.333	0	0	3	0
Ashley Bates	5	4	34	.029	0	0	3	0
Jen Shay	0	0	2	.000	0	0	24	0
Jami Cooksey	21	5	42	.381	0	0	6	0
Tiffany Cromwell	2	2	11	.000	0	0	0	0
Monica Sheibley	0	0	1	.000	0	1	13	0
Totals	64	24	224	.179	58	8	114	0

Kalamazoo	30	14	30	30	15
Muskingum	21	30	21	32	9

NOVEMBER 15

Ohio Northern	K	E	TA	Pct.	A	SA	DG	BS
Jen Ginn	3	3	15	.000	0	0	4	1
Erika Roof	3	2	11	.091	45	1	5	0
Hannah Kanuckel	15	4	42	.262	0	0	11	0
Janet Wilber	6	2	26	.154	1	0	6	0
Diane Gehret	11	3	24	.333	0	0	1	0
Tara Anderson	12	3	36	.250	0	0	5	1
Lauren Seitz	0	0	4	.000	1	1	8	0
Lindsay Gerard	0	1	1	-1.000	0	0	0	0
Molly Schrader	0	0	0	.000	0	0	29	0

Ohio Northern	K	E	TA	Pct.	A	SA	DG	BS
Ashley Dally	1	0	6	.167	0	0	9	0
Totals	51	18	165	.200	47	2	78	2

Wittenberg	K	E	TA	Pct.	A	SA	DG	BS
Monica McDonald	16	5	36	.306	0	3	5	0
Sarah Yuskewich	2	1	7	.143	50	0	20	2
Tiffany Keller	10	4	28	.214	0	0	4	0
Teresa Murphy	13	1	38	.316	0	1	14	1
Lindsay Nelson	11	3	30	.267	0	1	5	0
Kristin Fox	3	4	18	-.056	1	0	2	0
Michelle Emming	0	0	0	.000	0	0	9	0
Jennifer Emming	0	1	2	-.500	1	0	3	0
Beth Conover	0	0	0	.000	0	0	3	0
Emily Schmid	0	0	0	.000	0	0	20	0
Totals	55	19	159	.226	52	5	85	3

Ohio Northern	25	26	24
Wittenberg	30	30	30

Kalamazoo	K	E	TA	Pct.	A	SA	DG	BS
Anny Price	10	3	28	.250	0	1	5	1
Carrie Brankiewicz	2	3	20	-.050	2	0	19	2
Stephanie Salasky	3	4	14	-.071	0	0	1	0
Megan Erskine	10	7	34	.088	2	0	2	0
Leah Hays	15	4	35	.314	0	1	10	0
Emily Trahan	10	1	20	.450	36	0	7	0
Noelle Cotey	0	0	0	.000	0	0	3	0
Krissy VanAsperen	0	0	1	.000	1	0	14	0
Erica Sovey	0	0	0	.000	0	0	1	0
Jessica Gierut	0	0	0	.000	0	0	3	0
Totals	50	22	152	.184	41	2	65	3

Mt. St. Joseph	K	E	TA	Pct.	A	SA	DG	BS
Stacie Dirr	4	2	19	.105	0	1	18	0
Meghan Meador	2	0	5	.400	28	1	10	0
Jayne Kemphaus	12	6	31	.194	0	1	11	0
Tammi Toney	12	5	28	.250	2	2	11	0
Molly Middendorf	5	3	15	.133	16	2	7	0
Ginny Thomas	9	2	30	.233	0	0	2	3
Lindsay Thiery	0	0	0	.000	1	0	9	0
Becky Ferry	0	0	0	.000	0	0	3	0
Tricia Wiant	0	0	1	.000	0	0	1	0
Tiffany Norwell	7	3	20	.200	0	0	1	0
Totals	51	21	149	.201	47	7	73	3

Kalamazoo	28	27	25
Mt. St. Joseph	30	30	30

NOVEMBER 16

Mt. St. Joseph	K	E	TA	Pct.	A	SA	DG	BS
Stacie Dirr	4	1	18	.167	0	1	12	0
Meghan Meador	1	2	6	-.167	23	0	8	0
Jayne Kemphaus	8	5	31	.097	0	0	14	0
Tammi Toney	13	3	35	.286	0	2	13	0
Molly Middendorf	4	0	12	.333	19	0	4	0
Ginny Thomas	9	5	26	.154	1	0	4	0
Lindsay Thiery	0	0	0	.000	0	0	13	0
Becky Ferry	0	0	0	.000	0	0	0	0
Tiffany Norwell	7	2	24	.208	0	0	0	0
Beth Fledderjohann	1	2	4	-.250	0	0	1	0
Totals	47	20	156	.173	43	3	69	0

Wittenberg	K	E	TA	Pct.	A	SA	DG	BS
Monica McDonald	21	4	51	.333	0	0	4	0
Sarah Yuskewich	2	0	6	.333	52	2	4	1
Tiffany Keller	9	5	23	.174	1	0	5	1
Teresa Murphy	11	1	33	.303	0	1	25	0
Beth Conover	0	0	0	.000	0	0	4	0
Lindsay Nelson	10	1	21	.429	0	0	4	0
Michelle Emming	2	0	5	.400	0	0	6	0
Jennifer Emming	0	0	2	.000	0	0	5	0
Emilie Schmid	0	0	2	.000	0	0	23	0
Kristin Fox	3	0	9	.333	0	0	0	0
Totals	58	11	152	.309	53	3	80	2

Mt. St. Joseph	26	18	24
Wittenberg	30	30	30

NOVEMBER 14-AT WIS.-WHITEWATER

Lakeland	K	E	TA	Pct.	A	SA	DG	BS
Lana Neuman	0	0	0	.000	0	0	0	0
Therese Ertler	1	3	5	-.400	0	1	14	0
Amy Lieske	0	0	0	.000	0	1	10	0
Kim Wooster	1	3	12	-.167	53	2	21	1
Theresa Falk	23	3	53	.377	1	0	7	0
Melissa Braaksma	5	5	19	.000	0	0	0	0
Leeann Hupfer	8	5	26	.115	3	4	12	0
Sarah Buechel	0	0	0	.000	0	0	9	0
Monica Draeger	12	3	32	.281	1	0	2	0
Erin Bechill	14	14	47	.000	0	3	3	0
Totals	64	36	194	.144	58	11	78	1

St. Norbert	K	E	TA	Pct.	A	SA	DG	BS
Kelly Ladwig	1	1	5	.000	0	1	11	0
Amy Simmons	10	1	20	.450	0	0	0	1
Jess Rodocay	0	0	0	.000	1	0	18	0
Megan Stankus	14	7	35	.200	0	2	4	5
Sam Sippel	10	1	23	.391	0	0	3	1
Angela Gearin	0	0	4	.000	0	3	14	0
Courtney Damm	4	6	32	-.063	0	0	10	0
Lauren DuCharme	0	0	0	.000	0	0	0	0
Janae Jensen	10	6	26	.154	0	4	4	2
Abbey Sutherland	3	0	14	.214	41	2	11	0
Dani Maas	0	0	0	.000	0	0	3	0
Totals	52	22	159	.189	42	12	78	9

Lakeland	27	30	23	22
St. Norbert	30	24	30	30

Benedictine (Ill.)	K	E	TA	Pct.	A	SA	DG	BS
Jamie Atkinson	1	1	8	.000	0	0	0	0
Sara Padalik	11	4	24	.292	0	1	15	0
Jessica Baker	7	4	20	.150	0	4	4	0
Jessica Steadman	0	0	0	.000	0	1	2	0
Kathy Clifford	4	0	4	1.000	32	1	5	0
Jamie Walters	6	9	23	-.130	0	3	9	1
Kristy Furto	12	5	22	.318	1	1	11	1
Totals	41	23	101	.178	33	11	46	2

Bridgewater St.	K	E	TA	Pct.	A	SA	DG	BS
Emily Desjarkins	3	6	19	-.158	0	0	1	0
Melissa Healey	1	5	13	-.308	0	0	2	0
Melissa Machado	5	1	14	.286	0	0	7	0
Misty Bernhardt	1	2	9	-.111	0	0	0	0
Dana Lang	0	0	0	.000	0	0	0	0
Audra Fredette	4	1	6	.500	0	0	2	0
Kristen LaRoche	0	0	0	.000	10	1	5	0
Patricia Carlson	2	1	3	.333	0	0	4	0
Kelly Taylor	1	1	7	.000	0	0	9	0
Amy Donnelly	0	1	2	-.500	11	1	2	0
Kristin Prokopas	5	6	19	-.053	0	0	0	0
Totals	22	24	92	-.022	21	2	32	0

Benedictine (Ill.)	30	30	30
Bridgewater St.	15	26	16

St. Norbert	K	E	TA	Pct.	A	SA	DG	BS
Kelly Ladwig	0	0	4	.000	1	0	11	0
Amy Simmons	7	2	22	.227	2	0	3	1
Jess Radocay	0	0	1	.000	0	0	26	0
Megan Stankus	16	2	48	.292	1	1	6	0
Sam Sippel	12	4	41	.195	0	0	5	0
Angela Gearin	1	2	4	-.250	1	1	20	0
Courtney Damm	13	5	57	.140	0	0	25	0
Janae Jensen	14	3	36	.306	0	0	3	0
Abbey Sutherland	5	0	20	.250	59	3	20	0
Totals	68	18	233	.215	64	5	119	1

Elmhurst	K	E	TA	Pct.	A	SA	DG	BS
Beth Rogers	0	0	2	.000	33	1	10	0
Becky Puccini	3	0	8	.375	1	0	2	0
Lisa Denman	16	9	49	.143	0	0	12	0
Karla Wilhoit	2	1	5	.200	0	0	0	0
Johanna Anderson	4	1	11	.273	1	1	2	0
Regina Morrone	1	0	3	.333	50	6	8	0
Nicole Carlson	10	5	36	.139	0	0	20	0
Mary Goetz	15	3	45	.267	0	0	6	0
Kelly Cusack	0	4	6	-.667	0	0	2	0
Amanda Fark	42	6	86	.419	0	3	20	0
Lindsey Mieling	8	5	29	.103	0	0	6	1
Katie Bequette	0	0	5	.000	0	0	32	0
Totals	101	34	285	.235	85	11	120	1

St. Norbert	31	30	30	28	12
Elmhurst	33	28	27	30	15

NOVEMBER 15

Benedictine (Ill.)	K	E	TA	Pct.	A	SA	DG	BS
Jamie Atkinson	1	1	6	.000	0	0	1	0
Sara Padalik	5	3	25	.080	0	1	6	0
Jessica Baker	4	4	17	.000	0	1	6	0
Jessica Steadman	1	0	2	.500	0	0	2	0
Kathy Clifford	0	3	5	-.600	28	0	3	0
Monica Robinson	0	0	0	.000	0	0	0	0
Jamie Walters	11	9	42	.048	0	3	13	0
Kristy Furto	6	4	19	.105	0	0	4	1
Totals	28	24	116	.034	28	5	35	1

Wis.-Whitewater	K	E	TA	Pct.	A	SA	DG	BS
Katie Monhart	7	1	19	.316	0	2	7	2
Kristin Dettman	6	0	8	.750	44	1	6	0
Megan Kay	9	1	25	.320	0	0	1	2
Michelle Stanislawski	0	0	0	.000	0	0	16	0
Angie Wildish	10	2	27	.296	0	2	10	0

Wis.-Whitewater	K	E	TA	Pct.	A	SA	DG	BS
Lindsay Tomasovich	14	3	20	.550	0	0	1	0
Abbie Mueller	9	2	13	.538	0	1	10	0
Totals	55	9	112	.411	44	6	51	4

Benedictine (Ill.)	18	22	17
Wis.-Whitewater	30	30	30

NOVEMBER 16

Elmhurst	K	E	TA	Pct.	A	SA	DG	BS
Becky Puccini	0	1	4	-.250	2	0	0	0
Jessica Sutherland	0	0	0	.000	0	0	2	0
Lisa Denman	10	2	23	.348	2	0	2	0
Johanna Anderson	2	3	12	-.083	0	0	0	0
Regina Morrone	2	0	8	.250	19	2	6	0
Nicole Carlson	8	6	25	.080	0	1	15	0
Mary Goetz	3	3	12	.000	1	0	0	0
Amanda Fark	8	8	41	.000	0	0	6	2
Beth Rogers	0	0	1	.000	10	0	9	0
Lindsey Mieling	4	2	15	.133	0	0	2	0
Katie Bequette	0	2	2	-1.000	0	0	19	0
Totals	37	27	143	.070	34	3	61	2

Wis.-Whitewater	K	E	TA	Pct.	A	SA	DG	BS
Katie Monhart	14	9	43	.116	1	0	15	0
Kristin Dettman	2	1	6	.167	42	3	11	0
Megan Kay	9	1	19	.421	1	3	5	1
Michelle Stanislawski	0	0	0	.000	0	0	14	0
Angie Wildish	15	4	43	.256	0	4	17	0
Lindsay Tomasovich	9	3	24	.250	0	1	1	0
Abbie Mueller	3	6	20	-.150	0	0	10	1
Totals	52	24	155	.181	44	11	73	2

Elmhurst	29	15	27
Wis.-Whitewater	31	30	30

NOVEMBER 14-AT WELLESLEY

Williams	K	E	TA	Pct.	A	SA	DG	BS
Eric Chong	0	0	0	.000	0	0	5	0
Robin Young	7	3	22	.181	1	1	5	0
Margaret Demment	3	2	8	.125	33	2	5	0
Kate Saverhoff	6	1	15	.333	1	0	1	2
Sarah Hack	1	0	1	1.000	0	0	7	0
Rachel Ricucci	0	0	1	.000	0	0	0	0
Akilah Rogers	2	2	5	.000	0	0	2	0
Joyia Chadwick	17	2	25	.600	0	0	1	2
Megan Saffold	0	0	0	.000	0	0	0	1
Annie Denison	11	4	30	.233	0	1	10	0
Totals	47	14	107	.308	35	4	36	5

Western Conn. St.	K	E	TA	Pct.	A	SA	DG	BS
Melissa Williams	1	0	1	1.000	0	0	2	0
Stephanie Fichera	0	0	0	.000	0	0	3	0
Lindsey Gloster	7	6	25	.040	1	0	8	1
Lindsay Rick	2	2	9	.000	22	0	1	1
Bridgit Horvay	6	5	19	.052	0	1	6	1
Sandy Ramos	6	6	21	.000	0	2	7	3
Lisa Horvay	1	0	3	.333	0	0	0	0
Laura Pasick	0	0	0	.000	0	0	2	0
Janilda Concepcion	0	0	0	.000	0	0	0	0
Holly Getz	0	0	0	.000	0	0	0	0
Kristen Bruno	3	1	10	.200	1	0	0	2
Tricia Lawler	1	1	3	.000	0	0	1	1
Totals	27	27	91	.060	24	4	30	9

Williams	30	30	30
Western Conn. St.	18	23	21

MIT	K	E	TA	Pct.	A	SA	DG	BS
Alice Chou	0	0	0	.000	0	0	3	0
Jackie Wang	3	0	0	.000	0	1	5	0
Jen Alexander	2	2	5	.000	2	0	1	0
Jenny Teng	0	0	0	.000	0	0	1	0
Austin Zimmerman	3	3	10	.000	29	1	7	0
Arlis Reynolds	3	3	16	.000	3	4	7	0
Caroline Jordan	1	1	3	.000	0	0	6	0
Joy Hant	8	2	21	.285	2	1	6	0
Kelly Martens	10	1	21	.428	0	4	6	0
Lauren Frick	0	3	3	.000	0	0	0	1
Jill Kaup	1	2	5	.000	0	0	2	0
Nydia Clayton	16	2	23	.608	0	0	1	1
Totals	44	19	107	.233	36	11	45	2

Johnson & Wales	K	E	TA	Pct.	A	SA	DG	BS
Anastasia Alfaro	0	1	3	.000	0	1	4	0
Ashley Bonaduce	0	0	0	.000	0	0	0	0
Marissa Nolan	0	0	0	.000	0	0	0	0
Annemarie Proto	6	3	22	.136	0	0	5	0
Tanya Wyss	0	1	5	.000	0	0	0	0
Stephanie Cropper	0	0	1	.000	0	1	4	0
Erica Young	7	7	28	.000	0	1	9	2
Danielle Nixon	0	0	0	.000	0	0	1	0

Johnson & Wales	K	E	TA	Pct.	A	SA	DG	BS
Sarah Haslem	0	8	14	.000	3	1	6	0
Shana Eigen	4	0	9	.444	12	2	6	0
Kim Cyr	7	2	15	.333	1	0	0	1
Totals	24	21	96	.031	16	6	33	3

MIT	30	30	30
Johnson & Wales	28	11	21

NOVEMBER 15

Wellesley	K	E	TA	Pct.	A	SA	DG	BS
Lauren Collins	0	0	0	.000	0	4	1	0
Delaney Andersen	11	8	45	.066	0	0	17	0
Jennifer Pollakusky	7	1	19	.421	0	1	8	0
Akiva Kahn	0	0	0	.000	0	0	2	0
Ali Mostue	20	9	63	.174	0	1	22	0
Hela Barhoush	0	0	0	.000	0	0	15	0
Kali Wilson	7	1	17	.352	0	0	1	1
Danielle Lingg	8	7	32	.031	0	0	0	1
Natalie Topik	2	1	4	.258	58	2	8	0
Pamela Hill	0	0	0	.000	2	2	1	0
Totals	66	28	180	.211	60	10	75	2

Williams	K	E	TA	Pct.	A	SA	DG	BS
Erin Chong	0	0	1	.000	0	0	10	0
Robin Young	15	3	43	.279	0	3	21	0
Margaret Demment	4	2	9	.222	48	1	12	0
Kate Sauerhoff	5	0	10	.500	0	0	1	0
Sarah Hack	0	0	0	.000	0	0	17	0
Akilah Rogers	3	0	10	.300	0	1	4	0
Joyia Chadwick	18	2	35	.457	2	1	2	3
Annie Denison	18	7	49	.229	0	2	5	0
Totals	64	14	157	.318	50	8	103	3

Wellesley	25	27	30	31
Williams	30	30	26	33

Gordon	K	E	TA	Pct.	A	SA	DG	BS
Sara-Britt Johnson	1	0	6	.166	46	4	12	0
Beckie Carlson	6	2	34	.117	0	0	18	2
Laurel Belk	0	0	0	.000	0	0	2	
Joy Potter	12	3	28	.321	3	2	23	0
Danica Passano	1	0	7	.142	3	0	4	1
Mollie Davis	0	0	0	.000	0	0	2	0
Stephanie Parker	14	3	38	.289	0	1	6	2
Lauren Barnes	27	4	50	.460	1	2	5	1
Totals	61	13	231	.207	53	9	72	6

MIT	K	E	TA	Pct.	A	SA	DG	BS
Jackie Wang	0	0	2	.000	0	0	11	0
Jen Alexander	1	0	1	1.000	1	0	0	0
Austin Zimmerman	7	2	13	.000	.9	4	10	1
Arlis Reynolds	9	5	28	.000	6	0	22	0
Caroline Jordan	6	2	18	.000	0	1	16	0
Joy Hart	17	12	54	.000	1	1	17	0
Kelly Martens	11	7	35	.000	0	1	6	1
Lauren Frick	0	0	0	.000	0	0	1	0
Nydia Clayton	6	8	32	.000	0	0	5	0
Totals	57	36	181	.116	47	7	88	2

Gordon	30	28	30	30
MIT	19	30	21	25

NOVEMBER 16

Gordon	K	E	TA	Pct.	A	SA	DG	BS
Sara Britt-Johnson	1	0	8	.125	40	0	7	0
Beckie Carlson	8	0	18	.444	0	1	11	0
Laurel Belk	0	0	1	.000	0	0	4	0
Joy Potter	13	1	24	.500	0	0	8	1
Danica Passano	1	0	4	.250	0	0	0	0
Mollie Davis	0	0	0	.000	0	0	12	0
Stephanie Parker	7	1	18	.333	0	0	7	0
Lauren Barnes	14	7	41	.170	1	1	0	0
Totals	44	9	114	.304	41	2	49	1

Williams	K	E	TA	Pct.	A	SA	DG	BS
Erin Chong	0	0	0	.000	0	0	4	0
Robin Young	10	2	33	.242	1	4	11	0
Margaret. Demment	3	0	6	.500	42	0	12	0
Kate Sauerhoff	5	1	17	.235	1	0	2	0
Sarah Hack	0	0	0	.000	0	0	10	0
Akilah Rogers	2	1	6	.166	0	0	0	0
Joyia Chadwick	24	1	34	.676	2	0	5	2
Megan. Saffold	0	0	0	.000	0	0	0	0
Annie Denison	11	5	28	.214	0	0	10	0
Totals	55	11	126	.346	46	4	54	2

Gordon	25	19	20
Williams	30	30	30

NOVEMBER 14-AT JUNIATA

Rowan	K	E	TA	Pct.	A	SA	DG	BS
Marcela Gomez	0	0	0	.000	0	0	21	0
Nicole Maiorelli	0	1	3	-.333	0	0	0	1
Lauren Hickman	6	5	21	.048	0	0	4	1
Jaclyn Cancelliere	3	5	18	-.111	0	0	4	0
Joelle McNulty	0	0	7	.000	26	0	13	0
Katie Heslin	5	3	17	.118	0	1	11	0
Kristen Wieme	9	6	39	.077	0	1	7	0
Jennifer Spargo	7	4	21	.143	0	1	3	0
Totals	30	24	126	.048	26	3	63	2

Eastern	K	E	TA	Pct.	A	SA	DG	BS
Lisa Wile	0	0	0	.000	0	0	7	0
Julie Caldwell	6	0	16	.375	3	1	7	0
Tara Frazier	0	0	0	.000	0	0	0	0
Erin Meredith	2	0	7	.286	37	5	11	0
Patsy Rivera	10	5	28	.179	0	1	12	0
Jacey Bray	4	3	16	.062	0	0	2	0
Marina Granuzzo	7	1	21	.286	0	0	3	0
Katie Adams	16	6	26	.385	0	1	3	4
Andi LeClair	0	1	1	-1.000	0	2	20	0
Totals	45	16	115	.252	40	10	65	4

Rowan	18	26	21
Eastern	30	30	30

Gettysburg	K	E	TA	Pct.	A	SA	DG	BS
Diana McNamee	1	1	3	.000	0	3	4	0
Lauren Boyd	6	2	12	.333	66	0	7	0
Michelle Dorsch	3	2	10	.100	1	2	6	0
Erin Barkdoll	17	7	31	.323	0	0	6	0
Shannan Smith	0	0	0	.000	0	0	12	0
Jayme Massey	5	0	13	.385	0	0	2	2
Jessica Cortese	20	6	35	.400	0	2	8	0
Nicole Barr	17	7	40	.250	0	1	16	0
Eric Rau	6	0	12	.500	0	1	2	1
Totals	75	25	156	.321	67	9	63	3

Frostburg St.	K	E	TA	Pct.	A	SA	DG	BS
Stacy Bureau	11	3	28	.286	1	3	3	0
Sam Seyfferth	1	0	2	.500	1	0	15	0
Dani Matousek	0	0	0	.000	0	1	1	0
Lauren Petrick	12	4	32	.250	0	2	16	0
Carly McDonald	12	3	29	.310	2	1	12	0
Kim Embrey	1	2	9	-.111	0	0	0	0
Carrie Ness	6	1	13	.385	51	4	20	0
Mandy Williams	0	0	0	.000	0	0	1	0
Kelli Bumgarner	18	9	44	.205	0	2	12	1
Totals	61	22	157	.248	55	13	80	1

Gettysburg	27	27	30	30 15
Frostburg St.	30	30	14	25 13

Eastern	K	E	TA	Pct.	A	SA	DG	BS
Lisa Wile	1	0	1	1.000	0	0	16	0
Julie Caldwell	6	3	19	.158	5	0	5	0
Susannah Cobb	0	0	0	.000	0	0	4	0
Tara Frazier	0	0	0	.000	0	0	1	0
Erin Meredith	1	1	9	.000	38	0	22	0
Patsy Rivera	9	4	32	.156	0	0	23	0
Jacey Bray	3	4	20	-.050	1	1	5	0
Marina Granuzzo	13	2	47	.234	0	0	6	0
Katie Adams	14	5	39	.231	0	1	3	0
Andi LeClair	0	0	0	.000	1	4	8	0
Totals	47	19	167	.168	45	6	93	0

King's (Pa.)	K	E	TA	Pct.	A	SA	DG	BS
Stephanie Spencer	9	7	26	.077	0	0	3	0
Katie Baffone	2	0	7	.286	64	2	10	0
Jessica McVey	9	5	29	.138	0	7	21	0
Tara Holly	0	1	1	-1.000	0	0	28	0
Annie German	19	11	48	.167	0	0	7	0
Jill Leibman	7	3	18	.222	0	1	3	0
Faith O'Dell	28	3	50	.500	0	2	21	0
Katie Carr	0	0	0	.000	0	0	5	0
Totals	74	30	179	.246	64	12	98	0

Eastern	31	19	30	17
King's (Pa.)	33	30	22	30

Gettysburg	K	E	TA	Pct.	A	SA	DG	BS
Diana McNamee	0	0	1	.000	0	0	2	0
Lauren Boyd	4	0	14	.286	26	1	8	0
Michelle Dorsch	2	3	11	-.091	0	0	9	0
Erin Barkdoll	4	2	12	.167	0	0	1	0
Shannan Smith	0	0	0	.000	0	0	2	0
Jayme Massey	2	4	15	-.133	0	1	3	1
Jessica Cortese	9	4	32	.156	0	0	7	0
Nicole Barr	7	3	24	.167	2	0	10	0
Eric Rau	1	3	5	-.400	0	0	2	0
Totals	29	19	114	.088	28	2	44	1

Juniata	K	E	TA	Pct.	A	SA	DG	BS
Lauren Beasley	0	0	0	.000	0	4	3	0
Melissa Berdine	0	0	0	.000	0	0	2	0
Niki Mueller	9	2	15	.467	0	0	5	0
Carli Dale	6	1	10	.500	43	2	11	1
Katie Laucks	12	2	17	.588	0	1	3	0
Abby Leonard	0	0	2	.000	0	0	2	0
Juniata	K	E	TA	Pct.	A	SA	DG	BS
Johanna Holtan	0	0	0	.000	2	0	31	0
Jenn Habel	1	0	2	.500	0	0	0	0
Lindsey Habel	1	2	5	-.200	0	0	6	0
Erin Wisor	9	3	23	.261	0	1	5	0
Meredith Troutman	6	1	7	.714	0	0	2	0
Caitlin LeBlanc	0	0	0	.000	0	0	1	0
Katie Charles	14	2	28	.429	0	0	0	1
Totals	58	13	109	.413	45	8	71	2

Gettysburg	17	17	20
Juniata	30	30	30

NOVEMBER 16

King's (Pa.)	K	E	TA	Pct.	A	SA	DG	BS
Stephanie Spencer	4	3	13	.077	1	0	2	1
Katie Boffone	1	3	5	-.400	30	0	5	0
Jessica McVey	12	8	31	.129	1	0	12	0
Tara Holly	0	0	1	.000	0	0	13	0
Annie German	9	4	19	.263	0	0	1	1
Jill Leibman	1	2	15	-.067	0	0	2	1
Faith O'Dell	11	6	29	.172	2	0	14	0
Katie Carr	0	0	0	.000	0	0	2	0
Totals	38	26	113	.106	34	0	51	3

Juniata	K	E	TA	Pct.	A	SA	DG	BS
Lauren Beasley	0	0	0	.000	0	1	3	0
Melissa Berdine	0	0	0	.000	0	0	4	0
Niki Mueller	19	2	24	.708	0	0	2	1
Carli Dale	9	1	14	.571	46	0	7	1
Katie Laucks	5	2	11	.273	0	1	2	0
Johanna Holtan	0	0	0	.000	0	0	22	0
Lindsey Habel	7	3	16	.250	0	0	9	0
Erin Wisor	11	3	29	.276	0	1	5	0
Meredith Troutman	1	2	4	-.250	0	0	1	0
Katie Charles	9	0	20	.450	0	0	0	0
Totals	61	13	118	.407	46	3	55	2

King's (Pa.)	22	21	21
Juniata	30	30	30

NOVEMBER 14-AT NAZARETH

Union (N.Y.)	K	E	TA	Pct.	A	SA	DG	BS
Sarah Pontius	3	2	19	.053	35	1	25	0
Jess Meliosky	6	2	31	.129	0	1	2	4
Susan Gestwick	7	3	30	.133	0	0	2	3
Ashley Clark	6	2	27	.148	4	2	2	0
Julie Moran	15	5	47	.213	0	0	26	0
Corinn Jordan	13	14	65	-.015	2	1	22	0
Suzy Barbaritz	0	0	0	.000	2	0	10	0
Katie Lombardo	0	0	0	.000	0	1	23	0
Totals	50	28	219	.100	43	6	112	7

Vassar	K	E	TA	Pct.	A	SA	DG	BS
Caroline Dubinsky	8	1	30	.233	0	1	8	0
Ashley Manlove	1	3	6	-.333	53	2	21	0
Anna Tabet	12	6	41	.146	1	0	31	0
Anita Staven	10	8	42	.048	0	4	6	3
McKnzie Johnson	26	8	64	.281	6	2	16	1
Nani Loui	10	6	55	.073	3	0	24	0
Emily Harris	0	0	0	.000	0	0	35	0
Totals	67	32	238	.147	63	9	141	4

Union (N.Y.)	32	30	14 28
Vassar	34	25	30 30

Hunter	K	E	TA	Pct.	A	SA	DG	BS
Mei Kimberly Zhu	10	7	61	.049	5	2	18	0
Jezel Rodriguez	17	3	50	.280	35	4	33	0
Ivana Ivkovic	7	1	19	.316	4	0	14	2
Cynthia Cabrera	1	0	5	.200	1	0	2	2
Meital Ben-Tovim	18	5	43	.302	2	1	17	2
Classic John	7	0	16	.438	0	0	0	6
Seniada Gjokaj	0	0	0	.000	0	0	1	0
Beth Tuccillo	0	0	0	.000	3	0	14	0
Totals	60	16	194	.227	50	7	99	12

Oneonta St.	K	E	TA	Pct.	A	SA	DG	BS
Lacey Musso	11	8	39	.077	37	2	9	0
Jacqueline Leahy	11	6	35	.143	2	0	4	0
Becky Leccese	3	6	19	-.158	0	0	11	0
Jill Meehan	9	1	23	.348	2	0	0	0
Dana Fleming	9	3	24	.250	0	1	3	0
Kristine Clark	11	9	37	.054	0	2	2	3
Jennifer Macri	0	1	2	-.500	0	2	10	0
Krysta Bradford	1	0	3	.333	0	0	34	0
Deborah Graffigino	0	0	2	.000	5	0	5	0
Cassandra Auth	9	5	29	.138	0	1	12	0
Mallory McCann	1	1	2	.000	4	3	10	0
Totals	65	40	215	.116	50	11	100	3

Hunter	30	30	29	22 12
Oneonta St.	26	26	31	30 15

NOVEMBER 15

Vassar	K	E	TA	Pct.	A	SA	DG	BS
Ashley Manlove	1	2	7	-.143	34	0	10	0
Caroline Dubinsky	3	1	12	.167	0	2	4	0
Lauren Gass	0	0	0	.000	0	0	0	0
Anna Tabet	5	2	18	.167	0	0	7	0
Anita Stavin	6	5	18	.056	0	0	1	0
McKnzie Johnson	14	7	39	.179	0	2	2	0
Emily Harris	1	0	1	1.000	0	0	12	0
Nani Loui	10	6	32	.125	0	0	8	0
Totals	40	23	127	.134	34	4	44	0

Nazareth	K	E	TA	Pct.	A	SA	DG	BS
Mollie Dapolito	0	0	0	.000	0	1	5	0
Christa Downey	21	4	53	.321	0	1	17	0
Sara Shipley	9	1	13	.615	0	0	3	1
Jennifer Dapolito	0	0	0	.000	0	0	2	0
Tricia Jones	14	3	24	.458	0	0	2	2
Heather Nichols	9	1	19	.421	1	1	12	0
Tara Mahoney	0	0	2	.000	6	0	13	0
Renee Kolczynski	0	0	0	.000	1	0	1	0
Ashley Mokan	1	0	5	.200	41	1	6	0
Totals	54	9	116	.388	49	4	61	3

Vassar	25	19	23
Nazareth	30	30	30

Oneonta St.	K	E	TA	Pct.	A	SA	DG	BS
Lacey Musso	18	3	27	.556	15	2	10	0
Jacqueline Leahy	7	8	31	-.032	2	0	6	0
Jennifer Macri	2	4	6	-.333	0	0	4	0
Becky Leccese	0	0	0	.000	0	0	2	0
Krysta Bradford	0	0	0	.000	0	0	18	0
Jill Meehan	2	0	19	.105	0	0	1	0
Dana Fleming	4	4	14	.000	1	1	1	3
Kristine Clark	5	4	19	.053	0	2	1	2
Cassandra Auth	7	3	27	.148	0	1	14	2
Mallory McCann	2	0	3	.667	10	1	7	0
Totals	47	26	146	.144	28	7	64	7

New York U.	K	E	TA	Pct.	A	SA	DG	BS
Vanessa Biegen	10	2	18	.444	0	0	0	0
Heather Tilert	0	1	1	-1.000	1	0	12	0
Katya Khmelnitskaya	8	7	23	.043	44	2	9	0
Alexis Siegal	0	0	0	.000	3	0	4	0
Amanda Sparkman	13	3	30	.333	3	2	2	1
Hallie Kahn	0	0	0	.000	0	0	0	0
Allison Weyer	5	5	17	.000	0	0	7	0
Serena Bountour	9	6	25	.120	1	1	3	1
Alexandra Ray	12	9	42	.071	0	0	8	0
Ruta Rimas	0	0	0	.000	0	0	0	0
Erin Palmer	9	10	29	-.034	0	1	3	0
Totals	66	43	185	.124	52	6	48	2

Oneonta St.	30	25	31	9
New York U.	24	26	30	33	15

NOVEMBER 16

New York U.	K	E	TA	Pct.	A	SA	DG	BS
Vanessa Biegen	6	4	14	.143	1	1	0	0
Heather Tilert	0	0	1	.000	4	0	5	0
Katya Khmelnitskaya	6	2	15	.267	34	2	5	0
Alexis Siegal	0	0	0	.000	2	0	7	0
Amanda Sparkman	5	2	9	.333	1	1	1	0
Hallie Kahn	0	0	0	.000	0	0	1	0
Allison Weyer	6	1	10	.500	0	0	6	0
Serena Bountour	10	5	20	.250	0	0	0	0
Alexandra Ray	5	4	31	.032	0	4	9	0
Ruta Rimas	2	0	4	.500	0	0	1	0
Erin Palmer	7	3	21	.190	0	0	0	0
Totals	47	21	125	.208	42	8	35	0

Nazareth	K	E	TA	Pct.	A	SA	DG	BS
Christa Downey	24	2	51	.431	0	2	11	0
Sara Shipley	9	0	14	.643	1	0	0	0
Jennifer Dapolito	0	0	0	.000	0	0	4	0
Tricia Jones	12	2	16	.625	0	2	4	3
Heather Nichols	1	0	5	.200	0	1	15	1
Tara Mahoney	1	0	3	.333	0	0	6	0
Ashley Mokan	0	0	1	.000	40	0	5	0
Totals	47	4	90	.478	41	5	45	4

New York U.	16	23	27
Nazareth	30	30	30

NOVEMBER 14-AT EMORY

SCAD	K	E	TA	Pct.	A	SA	DG	BS
Ally Schramer	4	0	5	.800	35	1	3	0
Kendyl Scholz	0	0	0	.000	0	0	8	0
Lindsey Butterworth	7	5	33	.061	0	1	21	0
Kim Edwards	20	7	48	.271	0	1	11	1
Cameron Goldsmith	2	1	7	.143	0	1	4	1
Erin Sanders	7	3	19	.211	1	0	3	0
Nicole Moody	2	0	4	.500	0	2	3	0
Emily Avery	3	2	18	.056	0	1	12	3
Totals	45	18	134	.201	36	7	65	5

East Tex. Baptist	K	E	TA	Pct.	A	SA	DG	BS
Allison Castillo	2	0	5	.400	48	1	14	0
Talesh Wallace	10	6	29	.138	0	0	1	0
Tara Hollingsworth	0	0	0	.000	0	0	2	0
Koco Traut	8	5	20	.150	1	0	17	0
Jennifer Watson	0	0	0	.000	0	1	1	0
Robin Cook	0	0	0	.000	1	0	19	0
Jayme Treybig	0	0	0	.000	0	0	1	0
Casey Hugman	13	2	32	.344	0	0	2	2
Carridy Bell	8	7	26	.038	0	2	8	3
Arden Tunnell	11	5	30	.200	0	4	6	1
Totals	52	25	142	.190	50	8	71	6

SCAD	30	21	31	30
East Tex. Baptist	24	30	29	21

Wash. & Lee	K	E	TA	Pct.	A	SA	DG	BS
Taylor Gibson	8	3	26	.192	0	3	2	2
Michelle Chastain	12	7	34	.147	2	1	14	0
Laura Byrne	3	2	11	.091	1	0	4	1
Christine Gladysz	4	0	7	.571	34	4	6	0
Emily Wolfing	15	7	47	.170	2	1	20	0
Susan Gaillard	7	4	18	.167	1	0	0	1
Virginia Baird	0	0	0	.000	0	2	0	0
Totals	49	23	143	.182	40	11	46	4

Chris. Newport	K	E	TA	Pct.	A	SA	DG	BS
Jessie Creech	0	0	0	.000	0	0	7	0
Mary Whiting	12	4	24	.333	1	0	15	0
Oksana Boukhtina	11	5	28	.214	0	3	12	0
Nina Richardson	5	2	10	.300	40	1	8	1
Erin Bradshaw	5	8	32	-.094	1	0	5	0
Melissa Noble	2	4	17	-.118	2	0	11	2
Amber Bradshaw	12	11	42	.024	1	3	16	0
Totals	47	34	153	.085	45	7	74	3

Wash. & Lee	30	30	28	30
Chris. Newport	19	27	30	20

NOVEMBER 15

SCAD	K	E	TA	Pct.	A	SA	DG	BS
Ally Schramer	3	0	3	1.000	20	1	1	1
Kendyl Scholz	0	0	0	.000	0	0	2	0
Lindsey Butterworth	3	1	15	.133	0	0	10	0
Kim Edwards	10	5	28	.179	0	1	5	1
Cameron Goldsmith	5	3	12	.167	0	5	0	2
Erin Sanders	0	0	6	.000	0	0	0	0
Mel Leinen	0	0	2	.000	0	0	1	0
Nicole Moody	0	0	1	.000	0	0	0	0
Emily Avery	4	1	16	.188	0	2	5	1
Totals	25	10	83	.181	20	9	24	5

Emory	K	E	TA	Pct.	A	SA	DG	BS
Lauren Campbell	0	0	0	.000	5	0	13	0
Katie Wildermuth	2	1	8	.125	0	4	3	0
K.C. Conley	1	0	2	.500	0	0	0	0
LuLu Sewell	18	4	26	.538	1	4	6	0
Monica Robbins	8	1	13	.538	0	2	6	1
Remley Dodge	4	0	8	.500	31	0	7	0
Amy Hyman	11	2	18	.500	0	3	4	0
Lori Pickle	6	3	10	.300	3	0	2	0
Amy Chan	0	0	0	.000	5	1	5	0
Totals	50	11	85	.459	45	14	46	1

SCAD	23	15	27
Emory	30	30	30

Wash. & Lee	K	E	TA	Pct.	A	SA	DG	BS
Taylor Gibson	5	1	13	.308	0	0	2	0
Michelle Chastain	13	4	37	.243	1	1	9	0
Laura Byrne	2	5	9	-.333	1	0	3	1
Christine Gladysz	2	2	8	.000	27	2	7	0
Emily Wolfing	5	8	31	-.097	1	1	10	0
Susan Gaillard	7	4	15	.200	0	0	3	1
Jennifer Lux	0	0	0	.000	0	0	10	0
Totals	34	24	113	.088	30	4	44	2

Trinity (Tex.)	K	E	TA	Pct.	A	SA	DG	BS
Lauren Jackson	1	0	1	1.000	0	1	1	0
Beth Patyrak	6	1	10	.500	0	0	6	0
Brianna Iversen	7	2	25	.200	1	0	17	1
Morgan Anderson	12	2	20	.500	3	0	4	1
Shawn McLaughlin	14	6	29	.276	1	4	9	0
Ashley Farrimond	1	0	2	.500	38	1	8	0
Kristin Papp	7	1	17	.353	0	1	1	1
Maggie Chang	0	1	1	-1.000	0	0	9	0
Totals	48	13	105	.333	43	7	55	3

Wash. & Lee	17	22	18
Trinity (Tex.)	30	30	30

NOVEMBER 16

Trinity (Tex.)	K	E	TA	Pct.	A	SA	DG	BS
Beth Patyrak	3	2	13	.077	0	0	7	0
Brianna Iversen	8	2	39	.154	2	1	17	0
Morgan Anderson	7	5	21	.095	2	0	6	2
Shawn McLaughlin	8	3	29	.172	1	1	14	1
Ashley Farrimond	0	0	2	.000	28	0	12	0
Kristin Papp	13	2	23	.478	0	1	1	0
Maggie Chang	0	0	0	.000	0	0	10	0
Totals	39	14	127	.197	33	3	67	3

Emory	K	E	TA	Pct.	A	SA	DG	BS
Lauren Campbell	0	0	0	.000	1	0	14	0
Katie Wildermuth	4	1	11	.273	1	1	6	0
K.C. Conley	0	0	4	.000	0	0	6	0
LuLu Sewell	14	10	40	.100	0	2	14	0
Monica Robbins	5	5	18	.000	1	0	3	0
Remley Dodge	3	0	7	.429	34	1	8	0
Amy Hyman	5	4	24	.042	0	1	16	1
Lori Pickle	12	3	29	.310	0	0	4	0
Amy Chan	0	0	0	.000	3	0	3	0
Totals	43	23	133	.150	40	5	74	1

Trinity (Tex.)	30	31	30
Emory	27	29	23

NOVEMBER 14-AT WASHINGTON (MO.)

Maryville (Tenn.)	K	E	TA	Pct.	A	SA	DG	BS
Dottie Craig	6	2	13	.308	0	0	3	0
Kate Poeppelman	9	6	20	.150	0	1	1	1
Sarah Arlinghaus	5	1	19	.211	42	0	7	0
Erin Murphy	4	3	12	.083	2	3	4	0
Jennifer McLemore	13	5	46	.174	2	3	15	0
Jenna Jones	14	9	50	.100	3	0	15	0
Karen Tobias	0	0	0	.000	1	0	20	0
Arielle von Boettinger	0	0	0	.000	0	0	0	0
Jennifer Francescon	0	0	0	.000	0	0	1	0
Candice Cooley	4	3	12	.083	0	0	0	1
Totals	55	29	172	.151	50	7	66	2

St. Olaf	K	E	TA	Pct.	A	SA	DG	BS
Andrea Drapcho	10	2	27	.296	1	1	14	0
Brie Mattson	4	1	12	.250	54	4	7	0
Ashley Novak	11	8	39	.077	1	2	19	0
Shannah Olson	14	6	34	.235	1	1	19	0
Emily Ganzkow-Wold	11	4	24	.292	1	0	3	0
Danica Finseth	11	2	23	.391	0	2	1	4
Veronica Cherne	1	1	3	.000	2	0	10	0
Totals	62	24	162	.235	60	10	73	4

Maryville (Tenn.)	27	23	30	14
St. Olaf	30	30	25	30

Fontbonne	K	E	TA	Pct.	A	SA	DG	BS
Nicole Moyer	5	4	27	.037	0	1	8	0
Jody Hentscher	0	2	5	-.400	24	1	5	0
Abby Stockwell	4	4	12	.000	0	0	1	1
Erin Chambers	0	0	8	.000	0	0	4	0
Maria Eftink	4	2	15	.133	0	2	0	2
Jenny Keuss	12	6	34	.176	0	0	2	0
Sarah Heger	0	1	1	-1.000	0	0	19	0
Lauren Finley	0	0	0	.000	0	0	0	0
Totals	25	19	102	.059	24	4	39	3

Neb. Wesleyan	K	E	TA	Pct.	A	SA	DG	BS
Lindsey Fuller	18	1	26	.654	0	2	3	0
Lindsay Coleman	12	4	28	.286	1	2	9	0
Kristina Hosek	1	0	2	.500	35	5	8	0
Rhea May	7	2	22	.227	1	0	4	1
Mandy Mitchell	0	1	3	-.333	0	0	2	0
Maggie Keller	0	1	2	-.500	0	1	6	0
Anne Buckbee	1	0	2	.500	1	0	8	0
Jenny Stephenson	0	0	0	.000	0	1	4	0
Kristi Zillmer	10	2	18	.444	0	0	5	0
Jessica Godtel	1	1	2	.000	0	0	0	0
Andrea Olson	2	1	5	.200	3	0	0	0
Totals	52	13	110	.355	41	11	49	1

Fontbonne	24	17	13
Neb. Wesleyan	30	30	30

NOVEMBER 15

St. Olaf	K	E	TA	Pct.	A	SA	DG	BS
Andrea Drapcho	4	3	21	.048	0	1	4	0
Brie Mattson	3	2	11	.091	28	1	5	0
Ashley Novak	8	5	30	.100	0	0	6	0
Shannah Olson	5	1	23	.174	2	1	7	0
Emily Ganzkow-Wold	5	5	15	.000	0	0	2	2
Danica Finseth	8	7	19	.053	1	1	2	0
Mara Pedersen	0	1	2	-.500	0	0	1	0
Erin Mercer	0	0	0	.000	0	0	4	0
Veronica Cherne	0	1	1	-1.000	0	0	5	0
Totals	33	25	122	.066	31	4	36	2

Washington (Mo.)	K	E	TA	Pct.	A	SA	DG	BS
Rebecca Rotello	7	2	13	.385	38	1	7	0
Ishi Ballew	6	4	23	.087	0	1	8	0
Katie Quinn	7	3	14	.286	2	0	4	0
Amy Brand	9	1	16	.500	0	0	7	2
Cindy McPeak	16	0	23	.696	6	1	8	0
Colleen Winter	8	1	19	.368	4	1	12	0
Nicole Hodgman	0	0	0	.000	0	0	6	0
Megan Houck	1	1	2	.000	0	0	0	0
Heidi Pfeiffer	0	0	0	.000	0	0	2	0
Totals	54	12	110	.382	50	4	54	2

St. Olaf	20	23	16
Washington (Mo.)	30	30	30

Neb. Wesleyan	K	E	TA	Pct.	A	SA	DG	BS
Lindsey Fuller	21	6	47	.319	0	4	1	2
Jenny Stephenson	0	0	0	.000	0	0	5	0
Lindsay Coleman	10	10	46	.000	0	1	19	0
Kristina Hosek	1	1	6	.000	57	2	13	0
Kristi Zillmer	12	9	46	.065	0	0	7	0
Rhea May	13	3	33	.303	0	0	6	1
Anne Buckbee	0	1	3	-.333	0	0	28	0
Andrea Olson	6	0	25	.240	2	0	1	0
Maggie Keller	0	0	0	.000	0	2	7	0
Totals	63	30	206	.160	59	9	87	3

Wartburg	K	E	TA	Pct.	A	SA	DG	BS
Angie Hulse	3	1	10	.200	58	1	19	0
Jamie Garbes	13	5	41	.195	0	1	8	0
Jessica Mennen	10	7	31	.097	1	0	1	0
Amy Kueker	7	8	34	-.029	2	2	15	0
Ranae Grafft	0	0	0	.000	1	0	12	0
Dia Dohlman	23	4	51	.373	0	2	20	0
Denise Dietz	0	0	0	.000	1	0	18	0
Amanda Nelson	9	4	30	.167	0	0	2	1
Totals	65	29	197	.183	63	6	95	1

Neb. Wesleyan	30	18	30	27	7
Wartburg	22	30	23	30	15

NOVEMBER 16

Wartburg	K	E	TA	Pct.	A	SA	DG	BS
Angie Hulse	2	1	8	.125	26	0	6	0
Jamie Garbes	10	3	23	.304	0	1	5	0
Jessica Mennen	4	4	17	.000	0	0	3	0
Amanda Nelson	2	2	16	.000	0	0	0	0
Amy Kueker	6	1	29	.172	1	2	8	0
Dia Dohlman	6	9	33	-.091	0	0	17	0
Denise Dietz	0	0	0	.000	1	0	15	0
Ranae Grafft	0	1	1	-1.000	1	0	5	0
Sarah Olsen	0	0	0	.000	0	0	1	0
Totals	30	21	127	.071	29	3	60	0

Washington (Mo.)	K	E	TA	Pct.	A	SA	DG	BS
Rebecca Rotello	9	1	20	.400	45	1	7	0
Ishi Ballew	10	2	35	.229	0	1	7	0
Katie Quinn	13	4	31	.290	1	1	3	0
Amy Brand	11	0	16	.688	0	0	8	1
Cindy McPeak	8	2	21	.286	4	1	11	0
Colleen Winter	9	3	21	.286	4	2	15	0
Nicole Hodgman	0	0	0	.000	0	0	18	0
Heidi Pfeiffer	0	0	0	.000	1	0	1	0
Totals	60	12	144	.333	55	6	70	1

Wartburg	22	11	22
Washington (Mo.)	30	30	30

NOVEMBER 14-AT WHITWORTH

St. Joseph's (L.I.)	K	E	TA	Pct.	A	SA	DG	BS
Marissa Wein	7	7	23	.000	0	0	8	0
Maureen Burns	8	2	18	.333	0	1	1	1
Nichole Hassett	3	7	20	-.200	1	0	2	0
Lyndsey Simmons	1	1	4	.000	9	0	6	0
Melissa Willi	3	4	10	-.100	0	1	1	1
Christine Saccone	0	2	7	-.286	7	0	3	0
Louise Grausso	0	0	0	.000	0	0	0	0
Jenn Schnupp	0	0	0	.000	1	0	1	0
Grace Atansio	0	0	0	.000	0	0	0	0
Kelly O'Shaughnessy	0	1	2	-.500	1	0	4	0
Danielle D'Amico	0	0	0	.000	0	0	1	0
Totals	22	24	84	-.024	19	2	27	2

La Verne	K	E	TA	Pct.	A	SA	DG	BS
Amy Kratochvil	15	2	21	.619	0	0	6	0
Adele Jones	4	2	10	.200	1	1	0	0
Courtney Rollins	0	3	3	-1.000	0	2	1	0
Amanda Thomas	1	0	2	.500	27	1	0	0
Stacy Lupu	10	3	22	.318	0	2	2	1
Mandy Sedia	5	3	14	.143	0	2	1	0
Jennifer Stout	1	0	2	.500	3	1	6	0
Amy Smith	7	1	10	.600	1	1	4	0
Meredith Zembal	4	0	5	.800	8	0	1	0
Kelsey Kennedy	0	0	0	.000	1	0	5	0

La Verne	K	E	TA	Pct.	A	SA	DG	BS
Lisa Mila	0	0	2	.000	0	0	4	0
Adrian Pearson	0	0	0	.000	1	0	0	0
Sara Lupu	0	0	0	.000	0	0	2	0
Totals	47	14	91	.363	42	10	32	1

St. Joseph's (L.I.)	11	15	27
La Verne	30	30	30

Colorado Col.	K	E	TA	Pct.	A	SA	DG	BS
Christie Smirnoff	14	5	53	.170	0	2	7	0
Elise Hiza	3	2	13	.077	44	2	9	0
Sara Boyles	8	3	23	.217	0	0	12	0
Sarah Morrill	13	6	35	.200	0	1	13	0
Kristen Coutee	7	5	25	.080	1	0	8	1
Heidi Faro	6	4	19	.105	0	0	1	0
Aubrey Reed	0	0	1	.000	1	0	18	0
Heather Newby	1	1	3	.000	0	0	0	0
Bri VonFeldt	0	0	0	.000	1	1	5	0
Heidi Schuldt	0	0	0	.000	1	0	4	0
Totals	52	26	172	.151	48	6	77	1

Puget Sound	K	E	TA	Pct.	A	SA	DG	BS
Kari Hayashi	0	0	2	.000	2	0	9	0
Megan Apperson	3	0	11	.273	52	1	6	0
Tera Anderson	6	5	19	.053	1	4	9	0
Adriane Ougendal	22	6	57	.281	0	3	14	0
Karen Elmgren	21	8	48	.271	1	2	13	2
Angie Cashman	4	2	18	.111	2	0	1	1
Anela Iaea	1	1	4	.000	0	2	11	0
Stephanie Ferris	0	0	1	.000	0	0	4	0
Nikki Esposito	6	2	15	.267	0	0	1	0
Hilary Scott	0	0	5	.000	0	0	1	0
Angie Straw	2	0	3	.667	0	0	8	0
Totals	65	24	183	.224	58	12	77	3

Colorado Col.	31	12	23	29
Puget Sound	29	30	30	31

Cal. St. Hayward	K	E	TA	Pct.	A	SA	DG	BS
Kari VanFleet	0	1	5	-.200	45	2	8	0
Jeni Howell	5	1	19	.211	0	0	4	0
Ivone Aleman	16	2	29	.483	0	0	12	0
Elizabeth Hazell	6	5	32	.031	1	3	15	1
Angela Herrera	9	3	30	.200	0	0	1	3
Kimberly Steele	13	2	26	.423	0	0	0	1
Toni-Ann Merendino	0	0	0	.000	0	0	12	0
Lindsay Simeone	0	0	0	.000	0	0	0	0
Amy Molles	1	0	1	1.000	0	0	0	0
Adrianne Page	0	0	0	.000	0	0	6	0
Totals	50	14	142	.254	46	5	58	5

Whitworth	K	E	TA	Pct.	A	SA	DG	BS
Jill Vaughan	7	6	28	.036	1	1	7	0
Julie Weatherred	7	4	23	.130	2	0	20	0
Nicole Weedman	2	3	10	-.100	33	0	8	0
Lindsey Wagstaff	10	7	27	.111	0	1	10	0
Karen Robnett	0	3	8	-.375	1	0	2	0
Michelle Etter	8	3	25	.200	0	0	4	0
Annie Buck	0	0	2	.000	2	0	14	0
Katy Schrader	7	2	15	.333	0	0	2	0
Julie Marsh	0	1	1	-1.000	0	0	0	0
Whitney Murphy	0	0	1	.000	0	0	5	0
Totals	41	29	140	.086	39	2	72	0

Cal. St. Hayward	30	30	30
Whitworth	20	23	24

NOVEMBER 15

La Verne	K	E	TA	Pct.	A	SA	DG	BS
Amy Kratochvil	18	9	53	.170	0	1	20	0
Amy Smith	14	9	46	.109	1	0	18	0
Adele Jones	9	5	34	.118	0	0	1	0
Amanda Thomas	4	2	10	.200	54	1	16	0
Stacy Lupu	9	5	32	.125	0	0	4	1
Mandy Sedia	5	7	20	-.100	0	0	3	0
Jennifer Stout	0	0	3	.000	2	0	10	0
Courtney Rollins	3	1	7	.286	0	0	2	0
Meredith Zembal	0	0	2	.000	0	0	0	0
Kelsey Kennedy	0	0	0	.000	1	0	14	0
Totals	62	38	207	.116	58	2	88	1

Whitworth	K	E	TA	Pct.	A	SA	DG	BS
Jill Vaughn	15	8	45	.156	1	0	8	0
Julie Weatherred	10	8	40	.050	2	0	17	0
Nicole Weedman	2	1	7	.143	50	1	14	0
Lindsey Wagstaff	12	2	33	.303	1	0	3	2
Karen Robnett	7	5	26	.077	2	1	16	1
Michelle Etter	17	3	38	.368	0	1	6	2
Annie Buck	0	0	1	.000	0	0	22	0
Julie Marsh	0	0	1	.000	0	0	0	0
Whitney Murphy	0	0	0	.000	0	0	1	0
Totals	63	27	191	.188	56	3	87	5

La Verne	30	19	24	22
Whitworth	25	30	30	30

Puget Sound	K	E	TA	Pct.	A	SA	DG	BS
Kari Hayashi	0	0	0	.000	0	0	9	0
Megan Apperson	4	2	12	.167	63	0	9	0
Tera Anderson	5	3	18	.111	0	0	3	0
Adriane Ougendal	14	3	38	.286	1	2	20	0
Karen Elmgren	25	8	52	.327	0	0	14	1
Angie Cashman	7	3	18	.222	1	0	0	0
Anela Iaea	0	0	6	.000	2	0	22	0
Alena Bennett	1	0	1	1.000	0	0	0	0
Stephanie Ferris	0	0	0	.000	0	0	6	0
Nikki Esposito	3	5	14	-.143	0	0	8	0
Sarah Bliss	2	0	4	.500	0	0	0	0
Hilary Scott	10	6	25	.160	1	0	1	0
Angie Straw	0	0	1	.000	0	0	1	0
Totals	71	30	189	.217	68	2	93	1

Cal. St. Hayward	K	E	TA	Pct.	A	SA	DG	BS
Kari VanFleet	3	4	14	-.071	67	0	10	0
Jeni Howell	15	4	33	.333	1	0	5	1
Ivone Aleman	15	6	42	.214	3	1	16	0
Patricia Myszkowski	4	3	13	.077	0	0	2	0
Angela Herrera	14	6	50	.160	0	1	7	2
Kimberly Steele	17	1	28	.571	0	0	0	0
Toni-Ann Merendino	0	0	2	.000	1	0	21	0
Lindsay Simeone	0	0	1	.000	0	0	0	0
Amy Molles	0	0	0	.000	0	0	2	0
Adrianne Page	0	0	5	.000	0	0	8	0
Jenni McDonald	0	0	0	.000	0	0	0	0
Elizabeth Hazell	15	5	32	.312	0	1	9	0
Totals	83	29	220	.245	72	3	80	3

Puget Sound	31	30	23	25	8
Cal. St. Hayward	29	23	30	30	15

NOVEMBER 23

Wittenberg	K	E	TA	Pct.	A	SA	DG	BS
Monica McDonald	15	7	68	.118	0	2	13	1
Sarah Yushewich	1	0	4	.250	43	0	9	0
Michelle Emming	0	0	1	.000	0	0	3	0
Jennifer Emming	0	0	0	.000	0	0	4	0
Tiffany Keller	17	9	43	.186	0	1	7	0
Teresa Murphy	8	7	44	.023	0	1	25	0
Beth Conover	0	0	0	.000	0	0	1	0
Emilie Schmid	0	0	2	.000	0	0	31	0
Lindsay Nelson	7	3	26	.154	0	0	3	1
Kristin Fox	2	2	17	.000	1	0	4	0
Totals	50	28	205	.107	44	4	100	2

Wis.-Whitewater	K	E	TA	Pct.	A	SA	DG	BS
Katie Monhart	9	4	32	.156	1	0	14	0
Kristin Dettman	5	1	20	.200	57	1	16	0
Megan Kay	8	5	27	.111	0	0	3	0
Michelle Stanislawski	0	0	1	.000	0	0	23	0
Angie Wildish	18	5	65	.200	0	1	25	0
Lindsay Tomasovich	19	3	38	.421	0	0	9	1
Abbie Mueller	13	3	28	.357	4	0	16	0
Haley Ondricka	0	0	0	.000	0	1	0	0
Totals	72	21	211	.242	62	3	106	1

Wittenberg	18	31	20	19
Wis.-Whitewater	30	29	30	30

Williams	K	E	TA	Pct.	A	SA	DG	BS
Robin Young	12	3	29	.310	2	0	13	0
Margaret Demment	4	0	8	.500	35	0	12	0
Kate Sauerhoff	4	2	14	.143	0	0	1	0
Sarah Hack	0	0	0	.000	1	0	8	0
Akilah Rogers	4	2	16	.125	0	0	7	0
Joyia Chadwich	10	4	27	.222	0	1	6	0
Annie Denison	7	3	29	.138	0	1	7	0
Totals	41	14	123	.220	38	2	54	0

Juniata	K	E	TA	Pct.	A	SA	DG	BS
Lauren Beasley	0	0	0	.000	0	1	2	0
Melissa Berdine	0	0	0	.000	0	0	6	0
Niki Mueller	14	2	23	.522	0	0	0	0
Carli Dale	7	3	11	.364	46	0	7	0
Katie Laucks	12	1	22	.500	0	2	5	0
Johanna Holtan	0	0	0	.000	0	0	15	0
Lindsey Habel	9	3	21	.286	0	0	8	0
Erin Wisor	14	4	27	.370	0	2	10	0
Katie Charles	5	2	17	.176	0	0	1	0
Totals	61	15	121	.380	46	5	54	0

Williams	21	24	27
Juniata	30	30	30

Trinity (Tex.)	K	E	TA	Pct.	A	SA	DG	BS
Lauren Jackson	2	1	7	-.143	0	0	2	1
Beth Patyrak	2	1	8	.125	0	0	2	0
Brianna Iverson	17	6	50	.220	1	2	13	0
Morgan Anderson	26	0	45	.578	2	0	8	0
Shawn McLaughlin	16	2	30	.467	2	0	12	0
Ashley Farrimond	1	2	6	-.167	56	0	10	0
Amanda Poppe	0	0	2	.000	0	0	0	0

Trinity (Tex.)	K	E	TA	Pct.	A	SA	DG	BS
Kristin Papp	17	7	38	.263	0	1	4	0
Amy Molles	0	0	0	.000	0	0	2	0
Maggie Chang	0	0	0	.000	0	0	12	0
Totals	81	19	186	.333	61	3	63	1

Nazareth	K	E	TA	Pct.	A	SA	DG	BS
Christa Downey	35	9	72	-.361	0	1	26	0
Sara Shipley	4	4	20	.000	0	0	0	1
Jennifer Dapolito	0	0	0	.000	0	0	6	0
Tricia Jones	23	5	41	.439	0	4	6	3
Heather Nichols	4	4	26	.000	1	1	14	0
Tara Mahoney	1	0	6	-.167	1	0	20	0
Renee Kolczynski	0	0	0	.000	0	0	0	0
Totals	70	22	174	.276	62	6	86	4

Trinity (Tex.)	26	30	30	30
Nazareth	30	23	27	28

Cal St. Hayward	K	E	TA	Pct.	A	SA	DG	BS
Kari VanFleet	1	1	7	.000	63	3	9	0
Jeni Howell	14	3	33	.333	0	0	7	0
Ivone Aleman	17	7	50	.200	1	1	16	0
Elizabeth Hazell	14	5	563	.170	0	3	8	0
Angela Herrera	16	7	46	.196	0	1	8	0
Kimberly Steele	4	1	7	.429	0	0	0	0
Toni-Ann Merendino	0	0	0	.000	0	0	27	0
Lindsay Simeone	0	0	0	.000	0	0	0	0
Amy Molles	0	0	0	.000	0	0	0	0
Adrianne Page	0	0	0	.000	1	0	7	0
Patricia Myszkiowski	3	3	15	.000	0	0	4	1
Anne Faria	0	0	0	.000	0	0	0	0
Totals	69	27	211	.199	65	8	86	1

Washington (Mo.)	K	E	TA	Pct.	A	SA	DG	BS
Rebecca Rotello	7	0	20	.350	55	1	14	0
Ishi Ballew	10	3	26	.269	0	0	9	0
Katie Quinn	12	1	26	.423	0	4	7	0
Amy Brand	18	3	39	.385	0	0	3	3
Cindy McPeak	12	3	28	.321	6	0	15	0
Colleen Winter	8	4	34	.118	0	0	24	0
Nicole Hodgman	0	0	0	.000	0	0	18	0
Megan Houck	3	0	4	.750	0	0	0	0
Heidi Pfeiffer	0	1	2	-.500	1	0	7	0
Totals	70	15	179	.307	62	5	97	3

Cal St. Hayward	21	30	34	25
Washington (Mo.)	30	25	36	30

DECEMBER 6

Juniata	K	E	TA	Pct.	A	SA	DG	BS
Lauren Beasley	0	0	0	.000	0	2	1	0
Melissa Berdine	0	0	2	.000	0	0	19	0
Niki Mueller	17	4	40	.325	0	0	0	0
Carli Dale	4	1	16	.188	50	1	25	0
Katie Laucks	10	8	34	.059	0	2	9	1
Johanna Holtan	0	1	1	-1.000	7	0	32	0

Juniata	K	E	TA	Pct.	A	SA	DG	BS
Jenn Habel	0	0	1	.000	0	1	0	0
Lindsey Habel	7	8	44	-.023	0	2	13	0
Erin Wisor	17	11	63	.095	0	4	17	0
Katie Charles	15	4	40	.275	0	0	2	1
Totals	70	37	241	.137	57	12	118	2

Wis.-Whitewater	K	E	TA	Pct.	A	SA	DG	BS
Katie Monhart	17	11	59	.102	0	0	12	0
Kristin Dettman	4	0	11	.364	56	2	17	0
Megan Kay	7	5	28	.071	0	0	3	0
Michelle Stanislawski	0	0	0	.000	0	0	24	0
Angie Wildish	29	6	78	.295	1	0	30	0
Lindsay Tomasovich	14	2	38	.316	0	0	3	4
Abbie Mueller	6	6	40	.000	13	0	20	0
Britany Gustafson	0	0	0	.000	0	0	0	0
Haley Ondricka	0	0	0	.000	0	0	5	0
Totals	77	30	254	.185	70	2	114	4

Juniata	30	31	21	28	13
Wis.-Whitewater	27	29	30	30	15

DECEMBER 6

Trinity (Tex.)	K	E	TA	Pct.	A	SA	DG	BS
Kamri Young	3	0	10	.300	0	0	1	1
Lauren Jackson	0	1	1	-1.000	0	0	0	0
Beth Patyrak	3	5	14	-.143	0	1	1	0
Brianna Iversen	15	5	43	.233	0	0	15	0
Morgan Anderson	10	4	27	.222	1	0	12	0
Shawn McLaughlin	5	4	24	.042	0	0	13	0
Ashley Farrimond	2	0	9	.222	37	0	12	0
Kristin Papp	7	1	23	.261	0	1	2	1
Maggie Chang	0	0	0	.000	1	0	10	0
Totals	45	20	151	.166	39	2	66	2

Washington (Mo.)	K	E	TA	Pct.	A	SA	DG	BS
Rebecca Rotello	5	2	14	.214	43	1	12	2
Nicole Hodgman	0	0	0	.000	0	0	26	0
Megan Houck	0	0	0	.000	0	1	0	0
Ishi Ballew	7	4	33	.091	0	2	8	0
Heidi Pfeiffer	1	0	1	1.000	0	0	3	0
Katie Quinn	12	1	29	.379	0	1	1	2
Amy Brand	10	2	22	.364	1	1	2	3
Cindy McPeak	10	6	23	.174	2	0	16	1
Colleen Winter	8	5	25	.120	0	3	9	0
Totals	53	20	147	.224	40	9	77	8

Trinity (Tex.)	17	29	28
Washington (Mo.)	30	31	30

DECEMBER 7

Trinity (Tex.)	K	E	TA	Pct.	A	SA	DG	BS
Beth Patyrak	6	4	20	.100	0	0	8	0
Brianna Iversen	4	2	31	.065	0	1	11	1
Morgan Anderson	12	1	28	.393	6	0	15	0
Shawn McLaughlin	13	1	31	.387	0	3	10	1
Ashley Farrimond	1	1	8	.000	34	1	13	0

Trinity (Tex.)	K	E	TA	Pct.	A	SA	DG	BS
Kristin Papp	9	2	20	.350	0	1	6	1
Maggie Chang	0	0	0	.000	0	0	8	0
Totals	45	11	138	.246	40	6	71	3

Juniata	K	E	TA	Pct.	A	SA	DG	BS
Lauren Beasley	0	0	0	.000	0	2	2	0
Melissa Berdine	0	1	2	-.500	10	0	5	0
Niki Mueller	4	4	23	.000	0	0	1	1
Carli Dale	2	0	7	.286	21	0	8	0
Katie Laucks	8	5	29	.103	1	1	3	0
Abby Leonard	0	0	0	.000	0	1	17	0
Johanna Holtan	0	0	1	.000	0	0	22	0
Jenn Habel	0	0	2	.000	0	0	0	0
Lindsey Habel	4	3	15	.067	0	0	5	0
Erin Wisor	11	7	38	.105	0	2	8	0
Meredith Troutman	1	1	9	.000	0	0	0	0
Caitlin LeBlanc	0	1	1	-1.000	0	1	1	0
Katie Charles	7	3	20	.200	0	0	2	0
Totals	37	25	147	.082	32	7	74	1

Trinity (Tex.)	30	30	30
Juniata	20	23	26

DECEMBER 7

Washington (Mo.)	K	E	TA	Pct.	A	SA	DG	BS
Rebecca Rotello	2	2	13	.000	35	2	12	0
Nicole Hodgman	0	0	0	.000	0	0	21	0
Megan Houck	1	1	3	.000	0	0	0	0
Ishi Ballew	2	3	10	-.100	0	0	0	0
Heidi Pfeiffer	7	6	35	.029	0	0	4	1
Katie Quinn	3	3	21	.000	0	1	5	0
Amy Brand	7	4	26	.115	0	1	4	0
Cindy McPeak	13	5	27	.296	0	0	6	0
Colleen Winter	5	4	21	.048	0	0	14	2
Totals	40	28	156	.077	35	4	66	3

Wis.-Whitewater	K	E	TA	Pct.	A	SA	DG	BS
Katie Monhart	13	6	40	.175	0	0	11	0
Kristin Dettman	0	4	10	-.400	35	1	15	0
Megan Kay	8	2	20	.300	0	0	0	3
Michelle Stanislawski	0	0	0	.000	0	0	9	0
Angie Wildish	10	4	36	.167	0	4	19	1
Lindsay Tomasovich	9	4	27	.185	0	1	4	2
Abbie Mueller	6	5	18	.056	7	1	17	0
Haley Ondricka	0	0	0	.000	0	0	0	0
Totals	46	25	151	.139	42	7	75	6

Washington (Mo.)	24	28	25
Wis.-Whitewater	30	30	30

History

Team Results

Year	Champion (Record)	Coach	Score	Runner-Up	Host or Site	Championship Match Attendance	Championship Total Attendance
1981	UC San Diego (36-8)	Doug Dannevik	3-2	Juniata	Maryville (Tenn.)	200	2,151
1982	La Verne (30-10)	Jim Paschal	3-1	UC San Diego	UC San Diego	1,220	6,503
1983	Elmhurst (57-4)	Bill Walton	3-1	UC San Diego	La Verne	1,500	5,120
1984	UC San Diego (23-12)	Doug Dannevik	3-0	MIT	Elmhurst	—	6,085
1985	Elmhurst (40-9)	Bill Walton	3-0	La Verne	Elmhurst	2,000	4,667
1986	UC San Diego (42-6)	Doug Dannevik	3-2	Calvin	Calvin	3,275	8,664
1987	UC San Diego (31-4)	Doug Dannevik	3-0	Elmhurst	Elmhurst	1,000	5,081
1988	UC San Diego (34-8)	Doug Dannevik	3-2	Benedictine (Ill.)	UC San Diego	1,000	4,126
1989	Washington (Mo.) (39-6)	Teri Clemens	3-0	Ohio Northern	Washington (Mo.)	3,225	8,433
1990	UC San Diego (37-8)	Doug Dannevik	3-2	Washington (Mo.)	Washington (Mo.)	3,417	8,064
1991	Washington (Mo.) (42-4)	Teri Clemens	3-2	UC San Diego	Washington (Mo.)	3,423	9,469
1992	Washington (Mo.) (40-0)	Teri Clemens	3-0	UC San Diego	Washington (Mo.)	3,024	7,373
1993	Washington (Mo.) (44-2)	Teri Clemens	3-0	Juniata	Juniata	1,325	8,771
1994	Washington (Mo.) (42-2)	Teri Clemens	3-0	Wis.-Oshkosh	Ithaca	600	9,293
1995	Washington (Mo.) (42-3)	Teri Clemens	3-2	Cal Lutheran	Wis.-Whitewater	884	14,465
1996	Washington (Mo.) (43-6)	Teri Clemens	3-0	Juniata	Wis.-Oshkosh	504	8,472
1997	UC San Diego (27-5)	Duncan McFarland	3-2	Juniata	UC San Diego	1,335	11,803
1998	Central (Iowa) (37-2)	Megan Clayberg	3-2	UC San Diego	Juniata	225	10,906
1999	Central (Iowa) (41-0)	Megan Clayberg	3-0	Trinity (Tex.)	Juniata	500	12,264
2000	Central (Iowa) (40-2)	Megan Clayberg	3-0	Wis.-Whitewater	Central (Iowa)	2,200	11,896
2001	La Verne (27-1)	Don Flora	3-2	Wis.-Whitewater	Wis.-Whitewater	1,692	12,168
2002	Wis.-Whitewater (36-4)	Kris Russell	3-0	Washington (Mo.)	Wis.-Whitewater	1,534	11,341

All-Tournament Teams

**Most Outstanding Player.*

1981
Tammy Smit, UC San Diego
Molly Wheatley, UC San Diego
Louise Schwartz, UC San Diego
Jennifer Townsend, Occidental
Sue Barker, Juniata
Colleen Irelan, Juniata

1982
Laura Argonza, La Verne
Sue Habecker, La Verne
Eileen Kamidoi, La Verne
Louise Schwartz, UC San Diego
Tammy Smit, UC San Diego
Sandy Kacharos, Sonoma St.

1983
Cathy Dulkowski, Elmhurst
Karen Olmstead, Elmhurst
Louise Schwartz, UC San Diego
Molly Wheatley, UC San Diego
Karin Kalk, UC San Diego
Laura Argonza, La Verne

1984
Molly Wheatley, UC San Diego
Karin Kalk, UC San Diego
Christy Wada, UC San Diego
Carol Lipson, UC San Diego
Lori Cantu, MIT
Laura Argonza, La Verne

1985
Sue Birdsey, Elmhurst
Therese Dorigan, Elmhurst
Melanie Hollander, Elmhurst
Shelli Swaim, Elmhurst
Michele Galagar, La Verne
Shauna Hinrichs, La Verne

1986
*Monica Bradley, UC San Diego
Kim De Haan, Calvin
Roxanne Helmus, Calvin
Sue Ketter Wis.-La Crosse
Carol Lipsom, UC San Diego
Kim Stonecipher, UC San Diego

1987
Carol Lipsom, UC San Diego
Lori Luhnow, UC San Diego
Therese Dorigan, Elmhurst
Gail Williams, Elmhurst

1988
Tracy Beaty, Benedictine (Ill.)
Diana Klintworth, UC San Diego
Patty Mines, Benedictine (Ill.)
Jackie Rebert, Juniata
Melinda Selvy, Juniata
Rachel Vetter, UC San Diego

1989
Lori Nishikawa, Washington (Mo.)
Kathy Bersett, Washington (Mo.)
Brooke Hortin, Washington (Mo.)
Delna Lancaster, Menlo
Kris Witchey, Juniata
Tammie Youngen, Ohio Northern

1990
Elizabeth Vesanovic, UC San Diego
Elizabeth Tan, UC San Diego
Vikki Van Duyne, UC San Diego
Amy Hagen, St. Benedict
Kathy Bersett, Washington (Mo.)
Kelley Meier, Washington (Mo.)

1991
Julie Fabian, UC San Diego
Vikki Van Duyne, UC San Diego
Kelley Meier, Washington (Mo.)
Amy Sullivan, Washington (Mo.)
Joanie Subar, Washington (Mo.)
Anne Quenette, Washington (Mo.)

1992
Lisa Becker, Washington (Mo.)
Anne Quenette, Washington (Mo.)

1993
Nicki Firestone, Juniata
Heather Blough, Juniata
Amy Sullivan, Washington (Mo.)
Amy Albers, Washington (Mo.)
Leslie Catlin, Washington (Mo.)
Liang Gaik Khaw, Rochester Inst.

1994
Amy Ward, Wis.-Oshkosh
Jean Harmsen, Wis.-Oshkosh
Amy Albers, Washington (Mo.)
Shelley Swan, Washington (Mo.)
Stephanie Habif, Washington (Mo.)
Heather Blough, Juniata

1995
Shelley Swan, Washington (Mo.)
Jennifer Martz, Washington (Mo.)
Tracy Little, Cal Lutheran
Liz Martinez, Cal Lutheran
Bonnie McDowell, Ithaca
Stephanie Everett, Wis.-Whitewater

1996
Jennifer Martz, Washington (Mo.)
Stephanie Habif, Washington (Mo.)
Jennifer Cafazza, Washington (Mo.)
Melissa Myers, Juniata
Jen Kuzma, St. Olaf
Amy Ward, Wis.-Oshkosh

1997
Katherine Brynjestad, UC San Diego
Sherine Ebadi, UC San Diego
Melissa Myers, Juniata
Jennifer Rebert, Juniata
Abbie Brown, Central (Iowa)
Candace Wilson, Central (Iowa)

1998
Katie Antypas, Wellesley
Carrie Zeller, Juniata
Christine Kueneman, UC San Diego
Kathleen Hentz, UC San Diego
Abbie Brown, Central (Iowa)
Angie Nielson, Central (Iowa)

1999
Abbie Brown, Central (Iowa)
Angie Nielson, Central (Iowa)
Candace Wilson, Central (Iowa)
Alisha Farley, Trinity (Tex.)
Kerry Gilligan, Muskingum
Carrie Zeller, Juniata

2000
Angie Nielson, Central (Iowa)
Candace Wilson, Central (Iowa)
Melinda Erickson, Wis.-Whitewater
Vanessa Walby, Wis.-Whitewater
Katie Gielow, Washington (Mo.)
Brandy Workinger, Juniata

2001
Ryan Winn, La Verne
Amy Kratochivil, La Verne
Stacey Lupu, La Verne
Allison Erickson, Wis.-Whitewater
Melinda Erickson, Wis.-Whitewater
Niki Mueller, Juniata

2002
Johanna Holtan, Juniata
Morgan Anderson, Trinity (Tex.)
Rebecca Rotello, Washington (Mo.)
Kristin Dettman, Wis.-Whitewater
Angie Wildish, Wis.-Whitewater
Lindsay Tomasovich, Wis.-Whitewater

Individual Records

KILLS, MATCH

45—Lisa Matties, Brockport St. (3) vs. Rochester Inst. (2), 11-8-90; Christa Downey, Nazareth (2) vs. Wellesley (3), 11-17-01.

KILLS, TOURNAMENT

114—Nicki Firestone, Juniata, 1993 (13 vs. Gettysburg, 25 vs. John Carroll, 17 vs. Thomas More, 34 vs. UC San Diego, 25 vs. Washington [Mo.]).

TOTAL ATTEMPTS, MATCH
96—Kim Woodring, Wittenberg (3) vs. Bluffton (2), 11-15-96.

TOTAL ATTEMPTS, TOURNAMENT
302—Tracy Little, Cal Lutheran, 1995 (45 vs. Chapman, 80 vs. UC San Diego, 56 vs. John Carroll, 62 vs. Wis.-Whitewater, 59 vs. Washington [Mo.]).

SERVICE ACES, MATCH
10—Sue Barker, Juniata (3) vs. Cal St. Stanislaus (0), 12-12-81; Linda Willis, Brockport St. (3) vs. Albany (N.Y.) (2), 11-18-83.

SERVICE ACES, TOURNAMENT
23—Amy Sullivan, Washington (Mo.), 1993 (6 vs. Illinois Col., 2 vs. Wis.-Eau Claire, 2 vs. Benedictine (Ill.), 5 vs. Rochester Inst., 8 vs. Juniata).

BLOCK SOLOS, MATCH
13—Carolyn Stambaugh, Juniata (2) vs. MIT (3), 11-30-84.

BLOCK SOLOS, TOURNAMENT
22—Gail Williams, Elmhurst, 1987 (5 vs. St. Benedict, 10 vs. Wis.-Whitewater, 3 vs. Juniata, 4 vs. UC San Diego).

DIGS, MATCH
41—Jill Schissler, Muskingum (3) vs. Benedictine (Ill.) (2), 1989.

DIGS, TOURNAMENT
120—Darcy White, Cal Lutheran, 1995 (24 vs. Chapman, 31 vs. UC San Diego, 23 vs. John Carroll, 19 vs. Wis.-Whitewater, 23 vs. Washington [Mo.]).

HITTING PERCENTAGE, MATCH (Min. 15 Attempts)
.778—Katie Gielow, Washington (Mo.) (3) vs. Wis.-River Falls (0), 11-12-99 (14-0/18).

HITTING PERCENTAGE, TOURNAMENT (Min. 70 Attempts)
.541—Lisa Becker, Washington (Mo.), 1992 (.846 vs. Wis.-La Crosse, 12-1/13; .333 vs. St. Thomas [Minn.], 10-3/21; .647 vs. Calvin, 12-1/17; .478 vs. UC San Diego, 12-1/23).

Team Records

KILLS, MATCH
101—Elmhurst (3) vs. St. Norbert (2), 11-14-2002.

KILLS, TOURNAMENT
434—La Verne, 2001 (91 vs. Neb. Wesleyan, 62 vs. Whitworth, 79 vs. Cal St. Hayward, 49 vs. Mt. St. Joseph, 73 vs. Juniata, 80 vs. Wis.-Whitewater).

TOTAL ATTEMPTS, MATCH
323—Benedictine (Ill.) (3) vs. Hope (2), 11-13-87.

TOTAL ATTEMPTS, TOURNAMENT
1,195—La Verne, 2001 (232 vs. Neb. Wesleyan, 137 vs. Whitworth, 219 vs. Cal St. Hayward, 140 vs. Mt. St. Joseph, 210 vs. Juniata, 257 vs. Wis.-Whitewater).

SERVICE ACES, MATCH
27—Juniata (3) vs. Cal St. Stanislaus (0), 12-12-81.

SERVICE ACES, TOURNAMENT
63—Washington (Mo.), 1993 (13 vs. Illinois Col., 11 vs. Wis.-Eau Claire, 9 vs. Benedictine (Ill.), 17 vs. Rochester Inst., 13 vs. Juniata).

BLOCK SOLOS, MATCH
38—Juniata (2) vs. MIT (3), 11-30-84.

BLOCK SOLOS, TOURNAMENT
50—Elmhurst, 1987 (11 vs. St. Benedict, 19 vs. Wis.-Whitewater, 9 vs. Juniata, 11 vs. UC San Diego).

DIGS, MATCH
159—Muskingum (3) vs. Benedictine (Ill.) (2) 1989.

DIGS, TOURNAMENT
580—La Verne, 2001 (112 vs. Neb. Wesleyan, 60 vs. Whitworth, 117 vs. Cal St. Hayward, 36 vs. Mt. St. Joseph, 111 vs. Juniata, 144 vs. Wis.-Whitewater).

HITTING PERCENTAGE, MATCH
.659—Ohio Northern (3) vs. UNC Greensboro (0), 11-19-82 (34-7/41).

HITTING PERCENTAGE, TOURNAMENT (MIN. 2 MATCHES)
.362—Ohio Northern, 1982 (.659 vs. UNC Greensboro, 34-7/41; .298 vs. Sonoma St., 77-21/188).

Won-Lost Records in Tournament Play

Team (Years Participated)	Yrs.	Won	Lost	Pct.	1st	2nd	3rd	4th
Albany (N.Y.) (1982-83-84-86-87-88)	6	2	6	.250	0	0	0	0
Alfred (1999)	1	0	1	.000	0	0	0	0
Allegheny (1987-88-90-91)	4	0	4	.000	0	0	0	0
Alma (1984)	1	0	1	.000	0	0	0	0
Amherst (1998-99-2000)	3	2	3	.400	0	0	0	0
Augsburg (1982)	1	0	1	.000	0	0	0	0
Augustana (Ill.) (2001)	1	0	1	.000	0	0	0	0
Austin (1999-2000)	2	1	2	.333	0	0	0	0
Averett (1999-2000)	2	1	2	.333	0	0	0	0
Baldwin-Wallace (1983-92-2000)	3	2	3	.400	0	0	0	0
Bates (1993-2000)	2	3	2	.600	0	0	0	0
Benedictine (Ill.) (1981-82-83-84-85-86-87-88-89-90-91-92-93-2001-02)	15	18	16	.529	0	1	1	1
Bethel (Minn.) (1999-2001)	2	1	2	.333	0	0	0	0
Binghamton (1995-97)	2	0	2	.000	0	0	0	0
Bluffton (1994-96-97)	3	0	3	.000	0	0	0	0
Bridgewater St. (1999-2000-01-02)	4	0	4	.000	0	0	0	0
Bridgewater (Va.) (1988-89-2000)	3	1	3	.250	0	0	0	0
Brockport St. (1983-89-90-91-92-93-94)	7	4	7	.364	0	0	0	0
Brooklyn (1983-84)	2	2	2	.500	0	0	0	0
Buffalo (1986-87)	2	1	2	.333	0	0	0	0
UC San Diego (1981-82-83-84-85-86-87-88-89-90-91-92-93-94-95-96-97-98-99)	19	54	13	.806	7	5	0	1
Cal Lutheran (1994-95-96-97-98-99)	6	6	6	.500	0	1	0	0
Cal St. Hayward (1998-99-2000-01-02)	5	7	5	.583	0	0	0	0
Cal St. San B'dino (1986-87-88-89-90)	5	2	5	.286	0	0	0	0
Cal St. Stanislaus (1981-82)	2	0	2	.000	0	0	0	0
Calvin (1984-85-86-88-89-90-91-92-95-97-98-99-2001)	13	13	15	.464	0	1	0	2
Carleton (1985)	1	0	1	.000	0	0	0	0
Carnegie Mellon (2001)	1	1	1	.500	0	0	0	0
Carthage (1990)	1	0	1	.000	0	0	0	0
Catholic (2001-02)	2	1	2	.333	0	0	0	0
Central (Iowa) (1995-96-97-98-99-2000-01)	7	20	4	.833	3	0	1	0
Chapman (1994-95-97)	3	1	3	.250	0	0	0	0
Chris. Newport (2001-02)	2	0	2	.000	0	0	0	0
Claremont-M-S (1985-92-93-97)	4	3	4	.429	0	0	0	0
Coast Guard (1995-96-97)	3	3	3	.500	0	0	0	0
Colby-Sawyer (1999)	1	1	1	.500	0	0	0	0
Colorado Col. (1983-85-86-87-88-89-90-92-98-99-2000-01-02)	13	6	13	.316	0	0	0	0
Concordia-M'head (1995-96)	2	0	2	.000	0	0	0	0
Cortland St. (1985-86-87-88-89-90-91-92-93-95-96-97-98-99-2000-01)	16	21	16	.568	0	0	0	0
DePauw (1991-98-2000)	3	0	3	.000	0	0	0	0
DeSales (1995)	1	0	1	.000	0	0	0	0
Dubuque (1994-95-98)	3	1	3	.250	0	0	0	0
Eastern (1999-2000-01-02)	4	2	4	.333	0	0	0	0

Team (Years Participated)	Yrs.	Won	Lost	Pct.	1st	2nd	3rd	4th
Eastern Conn. St. (1982-83-84-85-86-87-89-93-94-95-96-97-98)	13	7	13	.350	0	0	0	0
East. Mennonite (1982-87)	2	1	2	.333	0	0	0	0
East Tex. Baptist (2001-02)	2	1	2	.333	0	0	0	0
Elizabethtown (1986)	1	0	1	.000	0	0	0	0
Elmhurst (1982-83-84-85-86-87-88-92-98-2000-01-02)	12	18	10	.643	2	1	0	0
Elmira (1998-99-2000)	3	1	3	.250	0	0	0	0
Emory (1994-96-97-98-99-2000-01-02)	8	6	8	.429	0	0	0	0
Fontbonne (2000-01-02)	3	0	3	.000	0	0	0	0
Frank. & Marsh. (1994-96-97-98-99-2000)	6	3	6	.333	0	0	0	0
Frostburg St. (1999-2000-02)	3	1	3	.250	0	0	0	0
Gallaudet (1985-96-99)	3	0	3	.000	0	0	0	0
Geneseo St. (1996)	1	0	1	.000	0	0	0	0
Gettysburg (1991-93-94-95-96-97-98-99-2001-02)	10	9	10	.474	0	0	0	0
Gordon (2000-01-02)	3	3	3	.500	0	0	0	0
Greensboro (1990)	1	0	1	.000	0	0	0	0
Grove City (1981-82-84-85-86)	5	3	5	.375	0	0	0	0
Guilford (1993)	1	0	1	.000	0	0	0	0
Gust. Adolphus (1983-84-85-86)	4	2	4	.333	0	0	0	0
Hope (1987-97-98-2000)	4	3	4	.429	0	0	0	0
Hunter (1999-2000-01-02)	4	0	4	.000	0	0	0	0
Illinois Col. (1993)	1	0	1	.000	0	0	0	0
Ill. Wesleyan (1991-97-98)	3	0	3	.000	0	0	0	0
Ithaca (1982-83-84-85-87-93-94-95-96-97-98-99-2000-01)	14	16	16	.500	0	0	0	2
John Carroll (1993-94-95)	3	5	3	.625	0	0	0	0
Johnson & Wales (1999-2000-01-02)	4	0	4	.000	0	0	0	0
Juniata (1981-82-83-84-85-86-87-88-89-90-91-92-93-94-95-96-97-98-99-2000-01-02)	22	61	30	.670	0	4	6	8
Kalamazoo (1990-91-93-94-95-2002)	6	2	6	.250	0	0	0	0
Kean (1994-95-2001)	3	0	3	.000	0	0	0	0
Kenyon (1988)	1	0	1	.000	0	0	0	0
King's (Pa.) (2000-02)	2	1	2	.333	0	0	0	0
La Verne (1982-83-84-85-86-87-88-89-90-91-92-96-97-2000-01-02)	16	30	14	.682	2	1	2	0
Lake Forest (1999-2000-01)	3	1	3	.250	0	0	0	0
Lakeland (2002)	1	0	1	.000	0	0	0	0
Linfield (1998)	1	0	1	.000	0	0	0	0
Lycoming (1997-98)	2	2	2	.500	0	0	0	0
Macalester (1982)	1	0	1	.000	0	0	0	0
Marian (Wis.) (1999-2000-01)	3	0	3	.000	0	0	0	0
Mary Washington (1990-91)	2	1	2	.333	0	0	0	0
Maryville (Tenn.) (1981-82-93-2001-02)	5	0	5	.000	0	0	0	0
Menlo (1986-87-89-91-92)	5	6	6	.500	0	0	0	1
Merchant Marine (1999-2000-01)	3	0	3	.000	0	0	0	0
Messiah (1983-85)	2	0	2	.000	0	0	0	0
Methodist (1986)	1	0	1	.000	0	0	0	0
Middlebury (1998)	1	0	1	.000	0	0	0	0
Millikin (1983-85-95-99)	4	1	4	.200	0	0	0	0
MIT (1982-83-84-86-88-89-90-94-97-98-2002)	11	9	12	.429	0	1	0	1
Moravian (1997-98-99)	3	1	3	.250	0	0	0	0
Mount Holyoke (1982-83-84)	3	0	3	.000	0	0	0	0
Mt. St. Joseph (1998-99-2000-01-02)	5	7	5	.583	0	0	0	0
Muskingum (1988-89-92-96-97-98-99-2002)	8	10	8	.556	0	0	1	0
Nazareth (1984-85-2000-01-02)	5	4	5	.444	0	0	0	0
UNC Greensboro (1982-83-84)	3	1	3	.250	0	0	0	0
Neb. Wesleyan (1982-89-96-97-98-2001-02)	7	4	7	.364	0	0	0	0
New York U. (1994-98-2002)	3	2	3	.400	0	0	0	0
Occidental (1981-82-83-84-93-94-95)	7	5	7	.417	0	0	1	0
Ohio Northern (1982-83-84-85-86-87-88-89-90-91-93-94-95-96-97-98-2000-01-02)	19	23	19	.548	0	1	0	0
Oneonta St. (2002)	1	1	1	.500	0	0	0	0
Oswego St. (1994)	1	0	1	.000	0	0	0	0
Pacific Lutheran (1999)	1	1	1	.500	0	0	0	0
Pomona-Pitzer (1987-88-90-93-96-97)	6	2	6	.250	0	0	0	0
Puget Sound (2000-02)	2	3	2	.600	0	0	0	0
Redlands (1993)	1	0	1	.000	0	0	0	0
Richard Stockton (1999-2000)	2	1	2	.333	0	0	0	0
Rochester (1986-88-93-95-97)	5	3	5	.375	0	0	0	0
Rochester Inst. (1989-90-91-92-93-96-97-98-99)	9	9	9	.500	0	0	1	0
Rowan (1985-2002)	2	0	2	.000	0	0	0	0
St. Andrews (1985)	1	0	1	.000	0	0	0	0
St. Benedict (1986-87-88-89-90-91-92-93-94-97-98)	11	10	11	.476	0	0	1	0
St. Catherine (1982-83-84)	3	2	3	.400	0	0	0	0
St. Mary's (Minn.) (2000)	1	1	1	.500	0	0	0	0
St. John Fisher (1997-98)	2	1	2	.333	0	0	0	0
St. Joseph's (L.I.) (2002)	1	0	1	.000	0	0	0	0
St. Norbert (1993-2002)	2	2	2	.500	0	0	0	0
St. Olaf (1993-94-95-96-97-98-2000-02)	8	10	8	.556	0	0	1	0
St. Thomas (Minn.) (1987-88-89-90-91-92)	6	5	6	.563	0	0	0	0
Salisbury (1998-2000)	2	0	2	.000	0	0	0	0
SCAD (1996-97-98-99-2000-02)	6	4	6	.400	0	0	0	0
Scranton (1999-2001)	2	1	2	.333	0	0	0	0
Simpson (1990-91-94-97)	4	3	4	.429	0	0	0	0
Skidmore (1999-2000-01)	3	1	3	.250	0	0	0	0
Smith (1981-88)	2	0	2	.000	0	0	0	0
Sonoma St. (1981-82)	2	3	2	.600	0	0	1	0

Team (Years Participated)	Yrs.	Won	Lost	Pct.	1st	2nd	3rd	4th
Southwestern (Tex.) (1995-97-98)	3	1	3	.250	0	0	0	0
Springfield (1995-96-97)	3	4	3	.571	0	0	0	0
Stony Brook (1990-91-92-93-94)	5	9	5	.643	0	0	1	0
Thomas More (1991-92-93-94-95-97-99)	7	5	7	.417	0	0	0	0
Trinity (Tex.) (1992-93-94-95-96-97-98-99-2000-01-02)	11	17	11	.607	0	1	1	0
Tufts (1996)	1	0	1	.000	0	0	0	0
Union (N.Y.) (2002)	1	0	1	.000	0	0	0	0
Upsala (1992)	1	0	1	.000	0	0	0	0
Vassar (2001-02)	2	2	2	.500	0	0	0	0
Wartburg (1997-98-2001-02)	4	2	4	.333	0	0	0	0
Wash. & Lee (1999-2001-02)	3	2	3	.400	0	0	0	0
Washington (Mo.) (1987-88-89-90-91-92-93-94-95-96-97-98-99-2000-01-02)	16	55	10	.846	7	2	1	1
Wellesley (1991-97-98-99-2000-01-02)	7	13	8	.619	0	0	1	1
Wesleyan (Conn.) (2001)	1	1	1	.500	0	0	0	0
Western Conn. St. (1999-2000-01-02)	4	2	4	.333	0	0	0	
Western Md. (1982-83-84-85-86-89)	6	4	6	.400	0	0	0	0
Westminister (Mo.) (1999)	1	0	1	.000	0	0	0	0
Wheaton (Ill.) (1987-89)	2	0	2	.000	0	0	0	0
Wheaton (Mass.) (1997)	1	2	1	.667	0	0	0	0
Whitworth (2001-02)	2	1	2	.333	0	0	0	0
Willamette (1998)	1	0	1	.000	0	0	0	0
Williams (1994-95-98-2001-02)	5	5	5	.500	0	0	0	0
Wis.-Eau Claire (1987-88-89-93-94-96-97)	7	5	7	.417	0	0	0	0
Wis.-La Crosse (1982-83-84-85-86-92-97-98)	8	11	9	.550	0	0	1	1
Wis.-Oshkosh (1990-91-93-94-95-96-97-2000-01)	9	16	11	.593	0	1	0	2
Wis.-Platteville (1983-92-97)	3	1	3	.250	0	0	0	0
Wis.-River Falls (1995-96-98-99-2000)	5	1	5	.167	0	0	0	0
Wis.-Stevens Point (1981-84-85)	3	1	3	.250	0	0	0	0
Wis.-Stout (1994-98)	2	1	2	.333	0	0	0	0
Wis.-Whitewater (1986-87-88-89-92-93-94-95-96-97-98-99-2000-01-02)	15	28	15	.651	1	2	1	1
Wittenberg (1993-96-97-98-99-2000-01-02)	8	6	8	.429	0	0	0	0
Wooster (1984)	1	0	1	.000	0	0	0	0
York (Pa.) (1997)	1	0	1	.000	0	0	0	0

All-Time Results

1981 First Round: Occidental def. Maryville (Tenn.), 15-2, 15-7, 15-6; Benedictine (Ill.) def. Grove City, 15-4, 15-11, 15-6. **Second Round:** UC San Diego def. Smith, 15-4, 15-3, 15-4; Occidental def. Wis.-Stevens Point, 13-15, 15-3, 11-15, 15-7, 15-10; Benedictine (Ill.) def. Sonoma St., 15-11, 16-18, 15-8, 15-10; Juniata def. Cal St. Stanislaus, 15-12, 15-12, 15-12. **Semifinals:** UC San Diego def. Occidental, 15-7, 7-15, 15-4, 15-3; Juniata def. Benedictine (Ill.), 15-11, 17-15, 11-15, 10-15, 15-13. **Third Place:** Occidental def. Benedictine (Ill.), 15-11, 15-9, 15-9. **Championship:** UC San Diego def. Juniata, 12-15, 15-5, 15-7, 15-17, 15-1.

1982 First Round: Elmhurst def. Benedictine (Ill.), 15-9, 15-8, 4-15, 15-10; Occidental def. Cal St. Stanislaus, 15-11, 9-15, 15-5, 15-13; MIT def. Albany (N.Y.), 15-9, 15-2, 15-10; Ohio Northern def. UNC Greensboro, 15-13, 15-2, 15-3; St. Catherine def. Augsburg, 15-11, 16-14, 15-13; Wis.-La Crosse def. Neb. Wesleyan, 15-4, 15-4, 15-9; Grove City def. Mount Holyoke, 10-15, 15-9, 15-11, 15-3; East. Mennonite def. Maryville (Tenn.), 15-10, 8-15, 15-7, 15-11. **Second Round:** La Verne def. Elmhurst, 15-12, 15-11, 15-3; Occidental def. Eastern Conn. St., 15-4, 8-15, 15-7, 15-10; La Verne def. Occidental, 15-4, 15-13, 15-1; MIT def. Western Md., 15-8, 15-7, 15-11; Sonoma St. def. Ohio Northern, 15-12, 9-15, 15-7, 14-16, 15-6; Sonoma St. def. MIT, 15-5, 6-15, 15-5, 15-9; UC San Diego def. St. Catherine, 15-4, 15-7, 15-10; Wis.-La Crosse def. Ithaca, 15-9, 16-14, 15-2; UC San Diego def. Wis.-La Crosse, 15-9, 15-6, 15-9; Grove City def. Macalester, 15-7, 15-12, 15-11; Juniata def. East. Mennonite, 15-2, 15-13, 15-11; Juniata def. Grove City, 11-15, 15-8, 15-9, 10-15, 15-7. **Semifinals:** La Verne def. Sonoma St., 15-6, 10-15, 15-12, 15-10; UC San Diego def. Juniata, 15-3, 15-3, 15-6. **Third Place:** Sonoma St. def. Juniata, 15-8, 15-6, 10-15, 13-15, 15-7. **Championship:** La Verne def. UC San Diego, 12-15, 16-14, 15-8, 15-9.

1983 First Round: Western Md. def. UNC Greensboro, 13-15, 17-15, 16-14, 15-8; Brooklyn def. Messiah, 15-11, 15-10, 15-10; Brockport St. def. Albany (N.Y.), 12-15, 15-1, 15-8, 6-15, 15-12; Eastern Conn. St. def. Mount Holyoke, 15-6, 16-14, 15-6; La Verne def. Colorado Col., 17-15, 15-8, 15-10; Baldwin-Wallace def. Millikin, 12-15, 15-5, 15-13, 15-11; Wis.-La Crosse def. Wis.-Platteville, 15-7, 15-2, 15-5; Benedictine (Ill.) def. Gust. Adolphus, 15-13, 15-5, 15-10. **Second Round:** UC San Diego def. Western Md., 15-7, 15-8, 15-3; Juniata def. Brooklyn, 15-4, 15-10, 13-15, 15-3; UC San Diego def. Juniata, 15-4, 15-4, 15-2; Ithaca def. Brockport St., 2-15, 15-13, 15-3, 15-1; MIT def. Eastern Conn. St., 15-6, 15-9, 15-9; MIT def. Ithaca, 12-15, 15-9, 15-8, 15-8; La Verne def. Occidental, 15-9, 15-10, 15-7; Ohio Northern def. Baldwin-Wallace, 6-15, 15-12, 12-15, 15-12, 15-11; La Verne def. Ohio Northern, 15-11, 15-4, 15-13; Wis.-La Crosse def. St. Catherine, 15-12, 13-15, 15-12, 15-12; Elmhurst def. Benedictine (Ill.), 15-7, 13-15, 15-3, 15-13; Elmhurst def. Wis.-La Crosse, 15-9, 15-13, 12-15, 16-14. **Semifinals:** UC San Diego def. MIT, 15-1, 15-7, 16-18, 15-4; Elmhurst def. La Verne, 5-15, 15-2, 15-9, 15-10. **Third Place:** La Verne def. MIT, 15-7, 15-5, 11-15, 15-5. **Championship:** Elmhurst def. UC San Diego, 15-10, 15-11, 9-15, 15-13.

1984 First Round: Grove City def. Wooster, 4-15, 15-7, 15-9, 15-8; Juniata def. Grove City, 10-15, 15-6, 15-3, 15-5; Eastern Conn. St. def. Mount Holyoke, 15-6, 15-5, 15-8; MIT def. Eastern Conn. St., 15-9, 17-15, 15-4; Calvin def. Alma, 15-9, 15-10, 15-9; Calvin def. Ohio Northern, 7-15, 15-11, 15-17, 15-12, 16-14; Brooklyn def. Western Md., 13-15, 15-9, 15-11, 15-10; UNC Greensboro def. Brooklyn, 4-15, 16-14, 15-9, 15-10; Wis.-Stevens Point def. Occidental, 12-15, 15-5, 15-10, 15-8; La Verne def. Wis.-Stevens Point, 15-6, 15-11, 15-5; Albany (N.Y.) def. Nazareth, 15-13, 15-8, 9-15, 15-5; Ithaca def. Albany (N.Y.), 15-13, 15-5, 15-9; Elmhurst def. Benedictine (Ill.), 15-11, 6-15, 15-13, 15-8; UC San Diego def. Elmhurst, 15-4, 15-6, 15-10; St. Catherine def. Wis.-La Crosse, 16-14, 9-15, 15-13, 15-7; Gust. Adolphus def. St. Catherine, 15-9, 17-15, 9-15, 11-15, 15-7. **Second Round:** MIT def. Juniata, 15-8, 15-8, 5-15, 12-15, 15-11; Calvin def. UNC Greensboro, 15-6, 15-17, 16-14, 15-8; La Verne def. Ithaca, 15-3, 15-4, 17-15; UC San Diego def. Gust. Adolphus, 15-6, 15-7, 15-3. **Semifinals:** MIT def. Calvin, 15-13, 15-10, 13-15, 15-10; UC San Diego def. La Verne, 15-11, 9-15, 15-10, 15-12. **Third Place:** La Verne def. Calvin, 15-8, 15-5, 15-6. **Championship:** UC San Diego def. MIT, 15-7, 15-12, 15-9.

1985 First Round: Cortland St. def. Ithaca, 2-15, 15-5, 15-9, 15-9; Cortland St. def. Nazareth, 15-9, 15-11, 15-8; Juniata def. Messiah, 15-3, 15-4, 15-6; Juniata def. Grove City, 15-9, 15-10, 9-15, 15-10; Calvin def. Wis.-Stevens Point, 15-13, 14-16, 14-16, 15-12, 15-6; Elmhurst def. Calvin, 15-11, 15-6, 16-14; Ohio Northern def. Millikin, 15-7, 15-12, 8-15, 5-15, 15-9; Benedictine (Ill.) def. Ohio Northern, 15-2, 15-11, 15-2; Wis.-La Crosse def. Carleton, 13-15, 16-14, 15-12, 15-4; Wis.-La Crosse def. Gust. Adolphus, 15-11, 15-9, 4-15, 15-13; Western Md. def. Rowan, 15-8, 15-9, 15-11; Western Md. def. Gallaudet, 6-15, 15-9, 15-10, 15-12; La Verne def. Claremont-M-S, 15-9, 15-7, 15-8; La Verne def. UC San Diego, 15-5, 16-14, 15-11; Eastern Conn. St. def. St. Andrews, 11-15, 15-13, 15-2, 15-12; Colorado Col. def. Eastern Conn. St., 15-1, 15-3, 4-15, 15-9. **Second Round:** Juniata def. Cortland St., 16-14, 15-6, 7-15, 15-11; Elmhurst def. Benedictine (Ill.), 15-10, 18-16, 11-15, 15-9; Wis.-La Crosse def. Western Md., 15-5, 15-7, 15-6; La Verne def. Colorado Col., 15-9, 15-8, 15-9. **Semifinals:** Elmhurst def. Juniata, 15-9, 15-10, 15-11; La Verne def. Wis.-La Crosse, 11-15, 15-8, 15-9, 15-8. **Third Place:** Juniata def. Wis.-La Crosse, 16-14, 15-5, 15-7. **Championship:** Elmhurst def. La Verne, 15-9, 15-11, 15-8.

1986 First Round: La Verne def. Cal St. San B'dino, 12-15, 15-5, 15-6, 15-4; Colorado Col. def. Methodist, 15-6, 15-8, 15-11; UC San Diego def. La Verne, 15-3, 15-11, 11-15, 11-15, 15-11; Menlo def. Colorado Col., 8-15, 15-9, 3-15, 15-4, 16-14; Eastern Conn. St. def. Elizabethtown, 15-17, 15-7, 15-5, 10-15, 15-9; Cortland St. def. Grove City, 10-15, 11-15, 15-10, 15-10, 15-6; Albany (N.Y.) def. Eastern Conn. St., 15-6, 15-13, 14-16, 15-9; Juniata def. Cortland St., 15-4, 15-

7, 15-7; Benedictine (Ill.) def. Wis.-Whitewater, 14-16, 15-11, 15-6, 15-5; Gust. Adolphus def. St. Benedict, 15-10, 15-4, 15-6; Wis.-La Crosse def. Benedictine (Ill.), 15-11, 15-5, 14-16, 15-7; Elmhurst def. Gust. Adolphus, 15-10, 15-7, 16-14; MIT def. Rochester, 15-9, 14-16, 14-16, 15-7, 15-9; Buffalo def. Western Md., 15-9, 4-15, 15-6, 15-6; Ohio Northern def. MIT, 15-5, 15-6, 15-13; Calvin def. Buffalo, 15-4, 15-11, 15-13. **Second Round:** UC San Diego def. Menlo, 8-15, 15-13, 15-8, 15-7; Juniata def. Albany (N.Y.), 15-13, 15-12, 15-6; Wis.-La Crosse def. Elmhurst, 5-15, 15-10, 6-15, 15-12, 15-9; Calvin def. Ohio Northern, 6-15, 15-8, 15-6, 15-7. **Semifinals:** UC San Diego def. Juniata, 15-10, 16-14, 15-1; Calvin def. Wis.-La Crosse, 15-10, 15-9, 7-15, 15-11. **Third Place:** Wis.-La Crosse def. Juniata, 12-15, 15-12, 15-4, 15-11. **Championship:** UC San Diego def. Calvin, 15-4, 10-15, 3-15, 15-3, 15-5.

1987 First Round: Menlo def. Pomona-Pitzer, 15-10, 6-15, 12-15, 15-11, 15-4; Cal St. San B'dino def. La Verne, 6-15, 15-3, 18-16, 15-9; UC San Diego def. Menlo, 15-11, 15-12, 15-3; Cal St. San B'dino def. Colorado Col., 14-16, 15-3, 15-8, 8-15, 15-8; Hope def. Buffalo, 15-5, 12-15, 15-3, 15-11; Ohio Northern def. Allegheny, 15-13, 15-3, 14-16, 15-9; Benedictine (Ill.) def. Hope, 8-15, 15-8, 15-11, 12-15, 15-12; Washington (Mo.) def. Ohio Northern, 7-15, 15-12, 6-15, 16-14, 15-7; Wis.-Whitewater def. St. Thomas (Minn.), 15-8, 18-16, 9-15, 15-7; St. Benedict def. Wheaton (Ill.), 15-10, 6-15, 7-15, 16-14, 15-10; Wis.-Whitewater def. Wis.-Eau Claire, 15-8, 9-15, 15-6, 9-15, 15-8; Elmhurst def. St. Benedict, 15-10, 15-8, 13-15, 15-10; Cortland St. def. Ithaca, 16-14, 7-15, 15-10, 15-10; Eastern Conn. St. def. East. Mennonite, 10-15, 11-15, 15-8, 15-6, 15-9; Cortland St. def. Albany (N.Y.), 15-10, 6-15, 15-7, 15-12; Juniata def. Eastern Conn. St., 15-10, 15-6, 15-9. **Second Round:** UC San Diego def. Cal St. San B'dino, 15-7, 15-11, 15-11; Benedictine (Ill.) def. Washington (Mo.), 15-10, 15-4, 15-6; Elmhurst def. Wis.-Whitewater, 14-16, 15-5, 15-2, 15-4; Juniata def. Cortland St., 15-1, 12-15, 15-10, 15-4. **Semifinals:** UC San Diego def. Benedictine (Ill.), 15-17, 15-13, 15-11, 15-9; Elmhurst def. Juniata, 13-15, 15-4, 15-9, 15-2. **Third Place:** Benedictine (Ill.) def. Juniata, 14-16, 8-15, 15-11, 15-10, 15-4. **Championship:** UC San Diego def. Elmhurst, 16-14, 16-14, 15-10.

1988 First Round: Pomona-Pitzer def. MIT, 15-1, 15-4, 15-13; La Verne def. Cal St. San B'dino, 15-5, 15-8, 14-16, 15-13; UC San Diego def. Pomona-Pitzer, 15-6, 15-3, 15-9; La Verne def. Colorado Col., 6-15, 15-2, 12-15, 15-13, 15-12; Juniata def. Smith, 15-8, 15-8, 15-8; Cortland St. def. Rochester, 15-5, 17-15, 16-18, 15-7; Juniata def. Allegheny, 15-11, 15-3, 15-7; Cortland St. def. Albany (N.Y.), 10-15, 15-8, 15-6, 15-10; Ohio Northern def. Calvin, 15-8, 15-13, 11-15, 12-15, 15-5; Muskingum def. Bridgewater (Va.), 15-7, 16-14, 15-0; Ohio Northern def. Kenyon, 15-6, 5-15, 15-13, 9-15, 15-11; Benedictine (Ill.) def. Muskingum, 15-7, 15-8, 15-7; St. Benedict def. Wis.-Eau Claire, 15-4, 15-8, 16-14; St. Thomas (Minn.) def. Elmhurst, 4-15, 15-13, 15-10, 15-5; Washington (Mo.) def. St. Benedict, 8-15, 14-16, 15-12, 15-9, 15-11; Wis.-Whitewater def. St. Thomas (Minn.), 15-10, 15-9, 7-15, 16-18, 15-12. **Quarterfinals:** UC San Diego def. La Verne, 15-0, 15-5, 12-15, 15-6; Juniata def. Cortland St., 13-15, 15-1, 15-3, 15-11; Benedictine (Ill.) def. Ohio Northern, 15-5, 15-5, 3-15, 15-0; Wis.-Whitewater def. Washington (Mo.), 15-11, 15-11, 14-16, 6-15, 15-10. **Semifinals:** UC San Diego def. Juniata, 12-15, 13-15, 15-7, 15-7, 15-5; Benedictine (Ill.) def. Wis.-Whitewater, 17-15, 4-15, 15-8, 15-10. **Third Place:** Juniata def. Wis.-Whitewater, 15-13, 12-15, 5-15, 15-8, 18-16. **Championship:** UC San Diego def. Benedictine (Ill.), 14-16, 15-6, 6-15, 15-10, 15-2.

1989 First Round: Menlo def. Cal St. San B'dino, 15-6, 15-9, 15-10; Colorado Col. def. Eastern Conn. St., 15-8, 15-5, 15-10; Menlo def. UC San Diego, 15-6, 15-6, 10-15, 7-15, 15-11; La Verne def. Colorado Col., 6-15, 15-13, 2-15, 15-13, 15-8; Muskingum def. Wheaton (Ill.), 15-5, 15-10, 15-4; Calvin def. MIT, 15-6, 15-8, 15-7; Muskingum def. Benedictine (Ill.), 9-15, 17-15, 15-10, 3-15, 15-10; Ohio Northern def. Calvin, 15-4, 8-15, 15-7, 15-12; Wis.-Whitewater def. St. Thomas (Minn.), 15-6, 15-13, 4-15, 10-15, 15-10; Wis.-Eau Claire def. Neb. Wesleyan, 15-9, 15-5, 15-10; St. Benedict def. Wis.-Whitewater, 12-15, 16-14, 15-2, 7-15, 15-10; Washington (Mo.) def. Wis.-Eau Claire, 7-15, 15-8, 15-13, 15-3; Western Md. def. Brockport St., 13-15, 13-15, 15-1, 15-4, 15-4; Bridgewater (Va.) def. Rochester Inst., 15-3, 9-15, 15-11, 15-4; Cortland St. def. Western Md., 16-14, 10-15, 15-11, 15-13; Juniata def. Bridgewater (Va.), 15-7, 15-12, 11-15, 15-7. **Quarterfinals:** Menlo def. La Verne, 15-10, 15-12, 15-6; Ohio Northern def. Muskingum, 15-6, 15-4, 15-8; Washington (Mo.) def. St. Benedict, 15-12, 15-10, 15-9; Juniata def. Cortland St., 15-12, 15-6, 15-8. **Semifinals:** Ohio Northern def. Menlo, 15-9, 15-11, 6-15, 15-12; Washington (Mo.) def. Juniata, 15-10, 15-5, 15-13. **Third Place:** Juniata def. Menlo, 15-12, 15-8, 13-15, 15-6. **Championship:** Washington (Mo.) def. Ohio Northern, 15-10, 15-9, 15-11.

1990 First Round: Calvin def. Allegheny, 13-15, 15-7, 15-6, 16-14; Ohio Northern def. MIT, 15-4, 15-5, 15-12; Washington (Mo.) def. Calvin, 15-11, 15-13, 15-7; Kalamazoo def. Ohio Northern, 16-14, 15-8, 15-12; Cortland St. def. Mary Washington, 15-2, 15-10, 15-12; Brockport St. def. Rochester Inst., 15-10, 16-18, 15-8, 5-15, 15-11; Juniata def. Cortland St., 18-16, 15-6, 15-13; Stony Brook def. Brockport St., 11-15, 15-9, 18-16, 15-6; Wis.-Oshkosh def. Carthage, 13-15, 15-11, 3-15, 16-14, 15-11; Simpson def. Benedictine (Ill.), 15-3, 8-15, 15-8, 15-8; St. Thomas (Minn.) def. Wis.-Oshkosh, 8-15, 15-6, 15-13, 16-14; St. Benedict def. Simpson, 6-15, 15-6, 15-8, 15-7; La Verne def. Cal St. San B'dino, 8-15, 15-9, 15-13, 15-13; Colorado Col. def. Greensboro, 15-3, 15-7, 15-13; Pomona-Pitzer def. La Verne, 15-5, 11-15, 15-7, 6-15, 15-10; UC San Diego def. Colorado Col., 15-12, 15-7, 15-13. **Quarterfinals:** Washington (Mo.) def. Kalamazoo, 15-1, 15-8, 15-5; Juniata def. Stony Brook, 15-9, 15-8, 11-15, 15-12; St. Benedict def. St. Thomas (Minn.), 15-13, 15-9, 5-15, 15-4; UC San Diego def. Pomona-Pitzer, 15-6, 15-6, 15-12. **Semifinals:** Washington (Mo.) def. Juniata, 15-4, 15-12, 14-16, 15-5; UC San Diego def. St. Benedict, 15-6, 15-6, 15-9. **Third Place:** St. Benedict def. Juniata, 15-3, 15-11, 15-8. **Championship:** UC San Diego def. Washington (Mo.), 15-4, 13-15, 9-15, 15-8, 15-6.

1991 Regionals: Cortland St. def. Brockport St., 15-8, 15-7, 15-12; Stony Brook def. Wellesley, 10-15, 15-12, 15-13, 15-5; UC San Diego def. Cortland St., 15-7, 15-7, 15-13; Stony Brook def. Rochester Inst., 15-8, 8-15, 15-1, 7-15, 15-12; Ohio Northern def. Gettysburg, 15-11, 15-9, 15-5; Mary Washington def. Allegheny, 15-5, 15-11, 15-8; Juniata def. Ohio Northern, 15-8, 15-9, 15-12; St. Benedict def. Mary Washington, 15-7, 15-5, 16-14; Benedictine (Ill.) def. Ill. Wesleyan, 17-16, 15-9, 17-16; Wis.-Oshkosh def. Calvin, 15-9, 15-9, 15-13; Benedictine (Ill.) def. La Verne, 15-8, 15-12, 5-15, 15-7; Wis.-Oshkosh def. Kalamazoo, 8-15, 16-14, 15-11, 9-15, 16-14; St. Thomas (Minn.) def. Menlo, 11-15, 15-9, 8-15, 15-6, 19-17; Simpson def. DePauw, 14-16, 15-8, 15-9, 9-15, 15-10; St. Thomas (Minn.) def. Thomas More, 15-7, 15-7, 10-15, 15-13; Washington (Mo.) def. Simpson, 15-3, 15-8, 15-7. **Quarterfinals:** UC San Diego def. Stony Brook, 15-10, 15-2, 15-9; Juniata def. St. Benedict, 14-16, 15-11, 15-6, 15-7; Wis.-Oshkosh def. Benedictine (Ill.), 15-11, 15-10, 12-15, 15-6; Washington (Mo.) def. St. Thomas (Minn.), 15-6, 15-8, 15-7. **Semifinals:** UC San Diego def. Juniata, 15-6, 15-7, 15-7; Washington (Mo.) def. Wis.-Oshkosh, 15-17, 15-12, 15-1, 15-7. **Third Place:** Juniata def. Wis.-Oshkosh, 15-4, 15-5, 13-15, 15-10. **Championship:** Washington (Mo.) def. UC San Diego, 14-16, 15-6, 9-15, 15-13, 15-8.

1992 Regionals: Wis.-La Crosse def. Wis.-Whitewater, 8-15, 15-9, 15-12, 11-15, 15-9; Wis.-Platteville def. St. Benedict, 15-5, 15-12, 11-15, 15-11; Washington (Mo.) def. Wis.-La Crosse, 15-6, 11-15, 15-2, 15-1; St. Thomas (Minn.) def. Wis.-Platteville, 15-11, 8-15, 15-9, 9-15, 23-21; Baldwin-Wallace def. Muskingum, 15-6, 3-15, 15-12, 15-10; Benedictine (Ill.) def. Elmhurst, 15-13, 6-15, 15-7, 15-7; Calvin def. Baldwin-Wallace, 15-10, 15-2, 15-2; Thomas More def. Benedictine (Ill.), 15-4, 15-8, 15-10; La Verne def. Claremont-M-S, 9-15, 15-2, 15-9, 7-15, 15-7; Trinity (Tex.) def. Colorado Col., 16-14, 15-11, 14-16, 14-16, 15-12; UC San Diego def. La Verne, 15-13, 3-15, 15-8, 15-7; Menlo def. Trinity (Tex.), 15-4, 2-15, 15-12, 15-10; Rochester Inst. def. Cortland St., 15-4, 15-10, 15-9; Brockport St. def. Upsala, 15-6, 17-15, 7-15, 15-4; Stony Brook def. Rochester Inst., 15-5, 13-15, 15-9, 15-3; Juniata def. Brockport St., 15-12, 15-12, 15-4. **Quarterfinals:** Washington (Mo.) def. St. Thomas (Minn.), 15-8, 7-15, 15-11, 15-8; Calvin def. Thomas More, 16-14, 15-12, 8-15, 15-12; UC San Diego def. Menlo, 15-8, 15-13, 15-3; Stony Brook def. Juniata, 15-4, 15-2, 15-13. **Semifinals:** Washington (Mo.) def. Calvin, 15-9, 15-8, 13-15, 15-5; UC San Diego def. Stony Brook, 15-13, 15-3, 6-15, 9-15, 15-12. **Third Place:** Stony Brook def. Calvin, 11-15, 15-11, 9-15, 15-6, 15-8. **Championship:** Washington (Mo.) def. UC San Diego, 15-11, 15-9, 15-6.

1993 First Round: Washington (Mo.) def. Illinois Col., 15-11, 15-9, 15-10; Wis.-Eau Claire def. Wis.-Oshkosh, 9-15, 1-15, 15-9, 15-10, 15-7; Benedictine (Ill.) def. Kalamazoo, 8-15, 15-3, 15-13, 15-10; St. Norbert def. Wis.-Whitewater, 8-15, 15-11, 7-15, 15-12, 15-13; Rochester def. Ithaca, 15-8, 15-5, 15-10; Stony Brook def. Cortland St., 15-5, 10-15, 13-15, 15-7, 15-11; Bates def. Eastern Conn. St., 15-5, 14-16, 15-12, 15-5; Rochester Inst. def. Brockport St., 9-15, 15-10, 15-9, 13-15, 19-17; Juniata def. Gettysburg, 15-7, 15-6, 15-5; John Carroll def. Guilford, 15-4, 15-5, 15-6; Ohio Northern def. Wittenberg, 15-11, 4-15, 10-15, 15-13, 15-6; Thomas More def. Maryville (Tenn.), 15-3, 15-6, 15-5; Claremont-M-S def. Redlands, 15-6, 15-9, 2-15, 15-12; Trinity (Tex.) def. Occidental, 15-8, 15-4, 15-3; St. Benedict def. St. Olaf, 12-15, 9-15, 15-12, 15-11, 15-9; UC San Diego def. Pomona-Pitzer, 15-4, 15-8, 16-14. **Regionals:** Washington (Mo.) def. Wis.-Eau Claire, 15-3, 15-10, 11-15, 17-15; Benedictine (Ill.) def. St. Norbert, 4-15, 18-16, 15-12, 15-7; Washington (Mo.) def. Benedictine (Ill.), 15-4, 15-6, 15-9; Rochester def. Stony Brook, 15-11, 15-11, 9-15, 13-15, 15-7; Rochester Inst. def. Bates, 15-6, 15-8, 15-5; Rochester Inst. def. Rochester, 15-13, 15-4, 10-15, 16-14; Juniata def. John Carroll, 15-8, 15-5, 15-13; Thomas More def. Ohio Northern, 13-15, 15-4, 15-13, 15-12; Juniata def. Thomas More, 15-13, 15-2, 15-7; Claremont-M-S def. Trinity (Tex.), 14-16, 15-11, 9-15, 15-10, 15-13; UC San Diego def. St. Benedict, 15-11, 15-11, 15-3; UC San Diego def. Claremont-M-S, 15-6, 8-15, 15-9, 15-6. **Semifinals:** Washington (Mo.) def. Rochester Inst., 15-7, 12-15, 15-7, 15-7; Juniata def. UC San Diego, 7-15, 15-9, 15-11, 15-9. **Third Place:** Rochester Inst. def. UC San Diego, 15-3, 15-9, 6-15, 13-15, 15-8. **Championship:** Washington (Mo.) def. Juniata, 15-9, 15-11, 15-11.

1994 Regionals: Washington (Mo.) def. Emory, 15-7, 15-4, 15-3; Trinity (Tex.) def. Thomas More, 9-15, 15-11, 3-15, 15-6, 15-8; Washington (Mo.) def. Trinity (Tex.), 15-3, 15-10, 15-6; Cal Lutheran def. Occidental, 5-15, 15-9, 14-16, 15-9, 15-9; UC San Diego def. Chapman, 15-1, 15-5, 15-6; UC San Diego def. Cal Lutheran, 15-6, 11-15, 15-10, 15-5; Stony Brook def. Williams, 15-12, 15-9, 15-2; Eastern Conn. St. def. MIT, 15-7, 15-11, 2-15, 15-11; Stony Brook def. Eastern Conn. St., 15-12, 15-6, 15-4; Brockport St. def. Oswego St., 15-8, 13-15, 15-5, 15-12; Ithaca def. New York U., 15-7, 15-11, 15-1; Ithaca def. Brockport St., 15-12, 15-6, 15-6; Juniata def. Kean, 15-2, 15-3, 15-3; Gettysburg def. Frank. & Marsh., 7-15, 15-7, 15-7, 15-11; Juniata def. Gettysburg, 15-2, 15-9, 15-8; John Carroll def. Bluffton, 11-15, 15-8, 19-17, 15-8; Ohio Northern def. Kalamazoo, 4-15, 15-8, 13-15, 15-13, 15-10; John Carroll def. Ohio Northern, 16-14, 17-15, 15-12; Wis.-Oshkosh def. Wis.-Stout, 15-9, 14-16, 15-13, 15-9; Wis.-Eau Claire def. Wis.-Whitewater, 14-16, 15-3, 15-5, 4-15, 15-12; Wis.-Oshkosh def. Wis.-Eau Claire, 16-14, 15-10, 15-6; St. Benedict def. Simpson, 15-10, 5-15, 15-7, 9-15, 16-14; St. Olaf def. Dubuque, 15-8, 15-9, 17-15; St. Olaf def. St. Benedict, 15-6, 15-5, 15-5. **Quarterfinals:** Washington (Mo.) def. UC San Diego, 15-6, 15-6, 11-15, 15-12; Ithaca def. Stony Brook, 15-11, 15-8, 15-8; Juniata def. John Carroll, 15-7, 15-12, 15-6; Wis.-Oshkosh def. St. Olaf, 6-15, 10-15, 15-6, 15-8, 15-13. **Semifinals:**

Washington (Mo.) def. Ithaca, 15-3, 15-7, 15-7; Wis.-Oshkosh def. Juniata, 6-15, 11-15, 15-7, 15-7, 15-11. **Third Place:** Juniata def. Ithaca, 15-12, 15-3, 15-11. **Championship:** Washington (Mo.) def. Wis.-Oshkosh, 15-10, 15-4, 15-9.

1995 Regionals: Juniata def. Allentown, 15-6, 15-2, 16-14; Gettysburg def. Kean, 15-8, 15-13, 8-15, 15-6; Juniata def. Gettysburg, 15-11, 15-8, 15-8; Trinity (Tex.) def. Thomas More, 15-12, 11-15, 15-10, 15-8; Washington (Mo.) def. Southwestern (Tex.), 15-2, 15-6, 15-5; Washington (Mo.) def. Trinity (Tex.), 15-11, 15-10, 15-9; Springfield def. Williams, 15-7, 15-4, 15-10; Coast Guard def. Eastern Conn. St., 15-12, 11-15, 15-2, 15-13; Springfield def. Coast Guard, 15-6, 11-15, 15-10, 15-8; Rochester def. Cortland St., 17-15, 6-15, 15-7, 15-7; Ithaca def. Binghamton, 15-5, 16-14, 15-9; Ithaca def. Rochester, 15-5, 15-9, 15-6; Cal Lutheran def. Chapman, 15-8, 15-7, 13-15, 15-7; UC San Diego def. Occidental, 15-9, 15-11, 15-6; Cal Lutheran def. UC San Diego, 16-14, 18-16, 10-15, 15-6; Ohio Northern def. Calvin, 15-10, 12-15, 6-15, 15-9, 15-9; John Carroll def. Kalamazoo, 15-7, 8-15, 13-15, 15-7, 15-7; John Carroll def. Ohio Northern, 17-15, 13-15, 4-15, 17-15, 15-13; Dubuque def. Concordia-M'head, 15-9, 15-9, 10-15, 15-8; St. Olaf def. Central (Iowa), 15-7, 13-15, 15-12, 15-8; St. Olaf def. Dubuque, 15-7, 15-6, 13-15, 12-15, 18-16; Wis.-Oshkosh def. Wis.-River Falls, 15-8, 15-9, 5-15, 13-15, 15-11; Wis.-Whitewater def. Millikin, 15-7, 10-15, 15-3, 15-4; Wis.-Whitewater def. Wis.-Oshkosh, 15-11, 11-15, 15-12, 15-11. **Quarterfinals:** Washington (Mo.) def. Juniata, 15-8, 7-15, 15-13, 15-2; Ithaca def. Springfield, 12-15, 7-15, 15-7, 15-8, 15-11; Cal Lutheran def. John Carroll, 11-15, 15-8, 15-4, 15-11; Wis.-Whitewater def. St. Olaf, 15-9, 5-15, 15-3, 15-6. **Semifinals:** Washington (Mo.) def. Ithaca, 15-5, 16-14, 15-11; Cal Lutheran def. Wis.-Whitewater, 10-15, 6-15, 15-7, 15-11, 15-13. **Third Place:** Wis.-Whitewater def. Ithaca, 18-16, 15-9, 15-12. **Championship:** Washington (Mo.) def. Cal Lutheran, 15-6, 17-19, 13-15, 15-11, 15-11.

1996 Regionals: Juniata def. Gallaudet, 15-4, 15-11, 16-14; Gettysburg def. Frank. & Marsh., 15-11, 15-9, 15-4; Juniata def. Gettysburg, 15-12, 15-8, 15-7; Springfield def. Eastern Conn. St., 15-11, 15-2, 15-12; Coast Guard def. Tufts, 15-12, 15-3, 15-2; Springfield def. Coast Guard, 15-11, 15-1, 16-14; Ohio Northern def. Muskingum, 6-15, 15-10, 15-8, 15-3; Wittenberg def. Bluffton, 8-15, 16-14, 15-9, 9-15, 15-11; Ohio Northern def. Wittenberg, 15-4, 15-11, 15-9; Wis.-Whitewater def. Wis.-Eau Claire, 15-8, 15-2, 11-15, 15-5; Wis.-Oshkosh def. Wis.-River Falls, 9-15, 15-12, 15-2, 16-14; Wis.-Oshkosh def. Wis.-Whitewater, 12-15, 15-12, 15-12, 15-13; Cal Lutheran def. Pomona-Pitzer, 11-15, 15-8, 12-15, 15-11, 15-11; UC San Diego def. La Verne, 15-5, 15-8, 15-10; UC San Diego def. Cal Lutheran, 15-6, 15-11, 16-14; St. Olaf def. Concordia-M'head, 14-16, 15-8, 15-8, 15-2; Neb. Wesleyan def. Central (Iowa), 15-6, 15-10, 15-13; St. Olaf def. Neb. Wesleyan, 3-15, 15-7, 18-16, 15-3; Cortland St. def. Geneseo St., 15-13, 15-8, 15-8; Rochester Inst. def. Ithaca, 15-12, 15-12, 15-8; Cortland St. def. Rochester Inst., 15-11, 15-6, 15-10; Emory def. Trinity (Tex.), 15-11, 8-15, 15-3, 4-15, 15-5; Washington (Mo.) def. Savannah A&D, 15-5, 15-8, 15-11; Washington (Mo.) def. Emory, 15-5, 15-7, 15-4. **Quarterfinals:** Juniata def. Springfield, 16-14, 15-3, 15-5; Wis.-Oshkosh def. Ohio Northern, 15-1, 15-8, 15-10; St. Olaf def. UC San Diego, 12-15, 15-11, 15-11, 15-1; Washington (Mo.) def. Cortland St., 15-1, 15-3, 15-8. **Semifinals:** Juniata def. Wis.-Oshkosh, 11-15, 15-7, 15-17, 15-1, 15-13; Washington (Mo.) def. St. Olaf, 9-15, 15-9, 18-16, 15-5. **Third Place:** St. Olaf def. Wis.-Oshkosh, 15-9, 15-10, 13-15, 15-10. **Championship:** Washington (Mo.) def. Juniata, 15-8, 15-9, 15-7.

1997 Regionals: Frank. & Marsh. def. York (Pa.), 10-15, 15-3, 15-8, 15-13; Lycoming def. Moravian, 15-13, 15-13, 12-15, 15-10; Juniata def. Frank. & Marsh., 15-12, 15-7, 15-10; Gettysburg def. Lycoming, 14-16, 15-12, 15-6, 15-6; Juniata def. Gettysburg, 15-4, 11-15, 15-10, 15-12; Rochester Inst. def. Binghamton, 15-10, 15-6, 9-15, 15-6; St. John Fisher def. Rochester, 16-14, 15-8, 16-14; Cortland St. def. Rochester Inst., 15-10, 16-4, 15-8; Ithaca def. St. John Fisher, 15-9, 15-7, 15-6; Cortland St. def. Ithaca, 11-15, 15-7, 7-15, 15-12, 15-11; Coast Guard def. Eastern Conn. St., 9-15, 15-0, 16-14, 6-15, 15-13; Wheaton (Mass.) def. MIT, 15-12, 6-15, 15-3, 15-13; Wellesley def. Coast Guard, 15-9, 7-15, 15-7, 15-13; Wheaton (Mass.) def. Springfield, 15-10, 15-13, 15-9; Wellesley def. Wheaton (Mass.), 15-7, 15-10, 15-11; Thomas More def. Savannah A&D, 15-3, 15-8, 15-3; Trinity (Tex.) def. Southwestern (Tex.), 12-15, 15-6, 15-10, 17-15; Emory def. Thomas More, 15-9, 13-15, 15-11, 16-14; Washington (Mo.) def. Trinity (Tex.), 13-15, 15-10, 15-7, 15-13; Washington (Mo.) def. Emory, 15-9, 15-10, 15-9; Calvin def. Muskingum, 15-9, 15-8, 16-14; Ohio Northern def. Bluffton, 15-4, 15-12, 15-12; Calvin def. Wittenberg, 13-15, 5-15, 15-13, 15-10, 15-10; Ohio Northern def. Hope, 13-15, 11-15, 15-8, 15-6, 16-14; Ohio Northern def. Calvin, 15-6, 18-16, 15-7; Simpson def. Neb. Wesleyan, 15-12, 11-15, 15-8, 8-15, 15-13; Wartburg def. St. Olaf, 13-15, 15-7, 15-9, 15-12; Central (Iowa) def. Simpson, 16-14, 16-14, 15-10; St. Benedict def. Wartburg, 15-11, 6-15, 15-11, 15-11; Central (Iowa) def. St. Benedict, 15-10, 15-7, 15-7; Wis.-Oshkosh def. Wis.-Platteville, 15-11, 10-15, 14-16, 15-6, 15-13; Wis.-Eau Claire def. Ill. Wesleyan, 18-16, 15-6, 15-10; Wis.-Whitewater def. Wis.-Oshkosh, 15-11, 15-13, 15-7; Wis.-Eau Claire def. Wis.-La Crosse, 15-13, 15-11, 18-16; Wis.-Whitewater def. Wis.-Eau Claire, 15-5, 15-10, 4-15, 15-2; Chapman def. Cal Lutheran, 15-9, 15-4, 15-9; Claremont-M-S def. Pomona-Pitzer, 15-3, 15-10, 15-13; La Verne def. Chapman, 6-15, 15-12, 8-15, 15-4, 16-14; UC San Diego def. Claremont-M-S, 15-4, 15-10, 15-9; UC San Diego def. La Verne, 15-4, 15-9, 15-11. **Quarterfinals:** Juniata def. Cortland St., 15-11, 7-15, 15-9, 15-6; Washington (Mo.) def. Wellesley, 15-8, 16-14, 8-15, 17-15; Central (Iowa) def. Ohio Northern, 15-7, 15-17, 15-7, 15-6; UC San Diego def. Wis.-Whitewater, 15-13, 16-14, 15-9. **Semifinals:** Juniata def. Washington (Mo.), 15-13, 15-13, 15-4; UC San Diego def. Central (Iowa), 15-3, 15-8, 6-15, 16-18, 15-13. **Third Place:** Central (Iowa) def. Washington (Mo.), 15-9, 15-11, 15-4. **Championship:** UC San Diego def. Juniata, 12-15, 6-15, 15-6, 15-13, 15-11.

1998 Regionals: Lycoming def. Frank. & Marsh., 10-15, 16-14, 15-8, 15-8; Gettysburg def. Salisbury, 16-14, 15-9, 15-10; Juniata def. Lycoming, 15-9, 15-5, 15-8; Gettysburg def. Moravian, 15-12, 15-13, 8-15, 15-13; Juniata def. Gettysburg, 15-3, 15-4, 15-7; Southwestern (Tex.) def. DePauw, 7-15, 15-6, 6-15, 15-9, 15-13; Emory def. Savannah A&D, 15-5, 15-7, 15-9; Trinity (Tex.) def. Southwestern (Tex.), 15-5, 15-9, 15-7; Washington (Mo.) def. Emory, 15-7, 15-5, 15-8; Washington (Mo.) def. Trinity (Tex.), 15-7, 16-14, 15-12; Hope def. Calvin, 11-15, 15-7, 15-5, 16-14; Muskingum def. Ohio Northern, 15-10, 15-9, 15-6; Hope def. Wittenberg, 7-15, 15-8, 15-3, 13-15, 15-13; Muskingum def. Mt. St. Joseph, 15-7, 15-13, 16-14; Muskingum def. Hope, 15-11, 15-8, 15-3; Cal St. Hayward def. Colorado Col., 15-7, 15-6, 15-10; Willamette def. Linfield, 15-13, 15-12, 11-15, 15-6; Cal St. Hayward def. Cal Lutheran, 15-8, 20-18, 16-14; UC San Diego def. Willamette, 15-12, 13-15, 15-2, 15-4; UC San Diego def. Cal St. Hayward, 15-5, 15-8, 15-8; New York U. def. Elmira, 8-15, 15-3, 15-5, 15-8; Ithaca def. St. John Fisher, 15-10, 13-15, 15-9, 15-10; Cortland St. def. New York U., 15-11, 15-6, 16-14; Ithaca def. Rochester Inst., 10-15, 15-13, 15-17, 15-9, 15-9; Cortland St. def. Ithaca, 15-12, 15-8, 15-4; Amherst def. MIT, 14-16, 15-4, 15-7, 7-15, 15-13; Eastern Conn. St. def. Middlebury, 15-9, 15-11, 15-7; Williams def. Amherst, 15-13, 15-7, 13-15, 15-9; Wellesley def. Eastern Conn. St., 15-2, 15-6, 15-5; Wellesley def. Williams, 16-14, 13-15, 15-4, 15-4; Wis.-Stout def. Elmhurst, 15-13, 10-15, 16-14, 1-15, 15-12; Wis.-La Crosse def. Ill. Wesleyan, 16-14, 15-5, 15-13; Wis.-Whitewater def. Wis. Stout, 15-12, 15-1, 15-9; Wis.-River Falls def. Wis. La Crosse, 15-8, 3-15, 15-10, 15-6; Wis.-Whitewater def. Wis.-River Falls, 10-15, 9-15, 15-3, 15-9, 15-10; Neb. Wesleyan def. Dubuque, 17-15, 15-4, 15-13; St. Olaf def. St. Benedict, 15-11, 15-8, 6-15, 12-15, 17-15; Neb. Wesleyan def. Wartburg, 15-5, 13-15, 6-15, 15-3, 15-10; Central (Iowa) def. St. Olaf, 10-15, 15-2, 15-4, 15-2; Central (Iowa) def. Neb. Wesleyan, 11-15, 15-7, 15-4, 15-13. **Quarterfinals:** Juniata def. Washington (Mo.), 15-13, 4-15, 7-15, 15-2, 15-2; UC San Diego def. Muskingum, 15-12, 11-15, 15-6, 17-15; Wellesley def. Cortland St., 13-15, 15-13, 15-12, 10-15, 15-13; Central (Iowa) def. Wis.-Whitewater, 16-14, 15-11, 15-4. **Semifinals:** UC San Diego def. Juniata, 15-13, 12-15, 15-9, 15-9; Central (Iowa) def. Wellesley, 15-9, 15-6, 15-6. **Championship:** Central (Iowa) def. UC San Diego, 15-10, 12-15, 15-6, 8-15, 15-13.

1999 Regionals: Rochester Inst. def. Gallaudet, 18-16, 15-7, 15-12; Gettysburg def. Alfred, 15-1, 15-4, 15-5; Muskingum def. Gettysburg, 15-1, 15-7, 15-8; Rochester Inst. def. Frostburg St. 16-14, 15-10, 15-7; Muskingum def. Rochester Inst. 15-9, 15-7, 15-11; Frank. & Marsh. def. Eastern, 15-9, 15-6, 15-10; Scranton def. Richard Stockton, 15-5, 15-12, 15-5; Moravian def. Frank. & Marsh., 10-15, 15-11, 15-12, 15-12; Juniata def. Scranton, 15-3, 15-3, 9-15, 15-3; Juniata def. Moravian, 15-12, 15-4, 15-3. Elmira def. Merchant Marine, 15-8, 15-1, 15-13; Skidmore def. Hunter, 15-5, 15-8, 15-9; Cortland St. def. Elmira, 15-6, 15-3, 15-1; Ithaca def. Skidmore, 15-3, 15-9, 15-6; Ithaca def. Cortland St. 2-15, 6-15, 15-13, 15-4, 15-12; Millikin def. Marian (Wis.), 15-5, 15-9, 1-15, 15-13; Lake Forest def. Calvin, 15-13, 15-12, 8-15, 15-9; Wis.-Whitewater def. Millikin, 15-3, 15-11, 15-5; Mt. St. Joseph def. Lake Forest, 10-15, 16-14, 8-15, 15-9, 15-4; Mt. St. Joseph def. Wis.-Whitewater, 12-15, 15-12, 15-8, 15-7; SCAD def. Wash. & Lee, 15-1, 11-15, 10-15, 15-7, 15-11; Austin def. Averett, 15-9, 15-7, 15-12; Trinity (Tex.) def. Austin, 15-12, 15-9, 15-3; SCAD def. Emory, 15-13, 15-10, 6-15, 5-15, 15-13; Trinity (Tex.) def. SCAD, 15-10, 15-6, 15-2; Colby-Sawyer def. Johnson & Wales, 15-13, 15-3, 15-3; Western Conn. St. def. Bridgewater St., 15-2, 15-7, 15-5; Wellesley def. Colby-Sawyer, 15-4, 15-10, 15-1; Amherst def. Western Conn St., 15-10, 15-10, 4-15, 15-8; Wellesley def. Amherst, 15-5, 15-5, 15-10; Colorado Col. def. Cal Lutheran, 15-9, 14-16, 8-15, 15-8, 15-6; Pacific Lutheran def. Bethel (Minn.), 15-6, 11-15, 15-3, 8-15, 16-14; UC San Diego def. Pacific Lutheran, 15-4, 15-7 15-2; Cal St. Hayward def. Colorado Col., 15-12, 15-13, 15-10; UC San Diego def. Cal St. Hayward, 16-14, 15-10, 15-4; Thomas More def. Wittenberg, 16-14, 7-15, 15-10, 15-9; Washington (Mo.) def Westminster (Mo.), 15-5, 15-5, 8-15, 15-8; Central (Iowa) def. Thomas More, 15-9, 15-6, 15-8; Washington (Mo.) def. Wis.-River Falls, 15-6, 15-11, 15-11; Central (Iowa) def. Washington (Mo.), 15-6, 15-12, 15-6. **Quarterfinals:** Central (Iowa) def. UC San Diego, 15-4, 15-7, 15-5; Juniata def. Wellesley, 15-12, 17-15, 12-15, 15-12; Muskingum def. Mt. St. Joseph, 15-10, 15-2, 17-15; Trinity (Tex.) def. Ithaca, 15-13, 15-7, 15-11. **Semifinals:** Trinity (Tex.) def. Muskingum, 16-14, 15-11, 15-10; Central (Iowa) def. Juniata, 15-11, 12-15, 15-12. **Third Place:** Muskingum def. Juniata, 11-15, 2-15, 15-6, 16-14, 15-9. **Championship:** Central (Iowa) def. Trinity (Tex.), 15-8, 16-14, 15-7.

2000 Regionals: Hope def. DePauw, 15-12, 2-15, 15-6, 15-8; Elmhurst def. Lake Forest, 15-4, 15-7, 15-1; Wis.-Whitewater def. Hope, 15-4, 15-5, 15-7; Elmhurst def. Wis.-River Falls, 14-16, 15-13, 13-15, 15-9, 15-13; Wis.-Whitewater def. Elmhurst, 15-6, 10-15, 15-12, 5-15, 15-9; Cal St. Hayward def. Austin, 15-6, 15-9, 15-9; Trinity (Tex.) def. Colorado Col., 15-11, 15-11, 15-5; La Verne def. Cal St. Hayward, 15-5, 15-10, 12-15, 15-8; Puget Sound def. Trinity (Tex.), 15-4, 15-7, 15-3; Puget Sound def. La Verne, 15-5, 15-10, 15-13; Ithaca def. Skidmore, 15-8, 15-6, 15-13; Cortland St. def. Hunter, 15-5, 15-2, 15-7; Ithaca def. Elmira, 15-3, 15-5, 12-15, 15-7; Cortland St. def. Nazareth, 14-16, 10-15, 15-9, 15-10, 15-10; Cortland St. def. Ithaca, 15-8, 15-11, 8-15, 12-15, 15-10; Western Conn. def. Eastern, 11-15, 15-10, 15-5, 15-8; Richard Stockton def. King's College (Penn.), 15-12, 15-13, 9-15, 15-11; Frank. & Marsh. def. Western Conn., 16-14, 15-12, 15-3; Juniata def. Richard Stockton, 15-6, 15-5, 15-13; Juniata def. Frank. & Marsh., 15-8, 15-5, 15-2; SCAD def. Bridgewater (Va.), 15-7, 15-13, 15-2; Averett def. Salisbury, 15-6, 15-12, 15-11; Washington (Mo.) def. SCAD, 15-4, 18-16, 15-9; Emory def. Averett, 15-9, 16-14, 15-5; Washington (Mo.) def. Emory, 15-6, 15-8, 15-6; Bates def. Bridgewater St., 15-9, 15-17, 15-6, 15-8; Gordon def. Johnson & Wales, 15-2, 15-3, 15-12; Bates def. Amherst, 15-12, 8-15, 1-15, 15-12, 15-13; Wellesley def. Gordon 15-6, 15-5, 14-16, 15-13; Wellesley def. Bates, 15-11, 15-7, 15-4; Frostburg St. def Baldwin-Wallace, 3-15, 17-15, 15-10, 15-13; Wittenberg def. Merchant Marine, 15-7, 15-4, 15-7; Mt. St. Joseph def. Frostburg St., 15-3, 15-3, 15-3; Wittenberg def. Ohio Northern 7-15, 15-10, 18-16, 11-15, 19-17; Mt. St. Joseph def. Wittenberg, 15-13, 15-11, 15-5; Wis.-Oshkosh def. Marian (Wis.), 15-2, 15-8, 15-9; St. Mary's (Minn.) def. Fontbonne, 15-9, 15-8, 15-6; Wis.-Oshkosh def. St. Olaf, 15-12, 15-5,

16-14; Central (Iowa) def. St. Mary's (Minn.), 15-6, 15-4, 15-6; Central (Iowa) def. Wis.-Oshkosh, 10-15, 15-7, 15-7, 15-11. **Quarterfinals:** Wis.-Whitewater def. Puget Sound, 16-14, 15-11, 13-15, 9-15, 15-13; Juniata def. Cortland St., 15-5, 15-10, 14-16, 15-8; Washington (Mo.) def. Wellesley, 15-9, 16-14, 15-10; Central (Iowa) def. Mt. St. Joseph, 15-5, 15-6, 15-6. **Semifinals:** Wis.-Whitewater def. Juniata, 15-10, 15-13, 15-8; Central (Iowa) def. Washington (Mo.), 15-9, 15-6, 13-15, 16-14. **Third Place:** Washington (Mo.) def. Juniata, 13-15, 15-13, 15-13, 10-15, 15-12. **Championship:** Central (Iowa) def. Wis.-Whitewater, 15-10, 18-16, 15-3.

2001 Regionals: Benedictine (Ill.) def. Lake Forest, 30-26, 39-37, 21-30, 25-30, 15-13; Elmhurst def. Marian (Wis.), 30-20, 30-26, 30-18; Wis.-Whitewater def. Benedictine (Ill.), 30-17, 30-10, 30-17; Wis.-Oshkosh def. Elmhurst, 30-22, 28-30, 30-19, 30-28; Wis.-Whitewater def. Wis.-Oshkosh, 30-16, 30-26, 30-20; Washington (Mo.) def. Fontbonne, 30-17, 30-25, 30-19; Bethel def. Hunter, 30-14, 30-15, 30-18; Central (Iowa) def. Bethel, 30-25, 30-28, 30-27; Washington (Mo.) def. Wartburg, 30-19, 30-21, 30-16; Washington (Mo.) def. Central (Iowa), 30-23, 30-27, 25-30, 30-21; Vassar def. Skidmore, 25-30, 30-16, 30-27, 30-24; Cortland St. def. Merchant Marine, 30-21, 30-10, 30-21; Nazareth def. Vassar, 30-16, 30-15, 30-21; Ithaca def. Cortland St., 30-26, 30-26, 24-30, 26-30, 15-12; Nazareth def. Ithaca, 29-31, 30-18, 27-30, 30-21, 15-2; Wesleyan (Conn.) def. Western Conn. St., 30-20, 18-30, 31-29, 30-23; Gordon def. Bridgewater St., 30-27, 30-26, 25-30, 30-27; Williams def. Wesleyan (Conn.), 28-30, 30-28, 30-14, 25-30, 15-9; Wellesley def. Gordon, 30-21, 30-16, 31-29; Wellesley def. Williams, 27-30, 30-26, 24-30, 30-25, 15-11; Eastern def. Scranton, 21-30, 32-30, 30-25, 36-34; Gettysburg def. Kean, 30-17, 32-30, 30-27; Juniata def. Eastern, 30-20, 30-14, 30-25; Catholic def. Gettysburg, 30-22, 30-19, 22-30, 30-27; Juniata def. Catholic, 30-20, 30-19, 30-13; Wash. & Lee def. Chris. Newport, 30-21, 30-15, 30-15; East Tex. Baptist def. Maryville (Tenn.), 30-25, 30-26, 26-30, 25-30, 15-7; Emory def. Wash. & Lee, 30-26, 30-23, 30-23; Trinity (Tex.) def. East Tex. Baptist., 30-17, 30-24, 30-25; Trinity (Tex.) def. Emory, 30-24, 30-25, 30-23; Colorado Col. def. Augustana (Ill.), 28-30, 30-23, 30-27, 30-21; La Verne def. Neb. Wesleyan, 30-25, 28-30, 31-33, 30-23, 15-11; Cal St. Hayward def. Colorado Col., 30-14, 24-30, 30-22, 30-15; La Verne def. Whitworth, 30-25, 30-28, 30-19; La Verne def. Cal St. Hayward, 30-21, 19-30, 30-25, 26-30, 15-12; Ohio Northern def. Johnson & Wales, 30-12, 30-10, 30-13; Carnegie Mellon def. Calvin, 30-23, 30-26, 30-23; Ohio Northern def. Wittenberg, 30-28, 30-25, 28-30, 30-23; Mt. St. Joseph def. Carnegie Mellon, 30-24, 30-21, 32-34, 30-20; Mt. St. Joseph def. Ohio Northern, 30-23, 33-35, 30-23, 30-23. **Quarterfinals:** Wis.-Whitewater def. Washington (Mo.), 30-23, 28-30, 28-30, 30-19, 15-9; Wellesley def. Nazareth, 23-30, 30-22, 27-30, 30-26, 15-7; Juniata def. Trinity (Tex.), 30-23, 27-30, 30-25, 30-20; La Verne def. Mt. St. Joseph, 30-25, 30-25, 31-29. **Semifinals:** Wis.-Whitewater def. Wellesley, 30-19, 30-18, 30-19; La Verne def. Juniata, 27-30, 30-28, 30-17, 24-30, 15-8. **Third Place:** Juniata def. Wellesley, 27-30, 30-28, 30-26, 30-26. **Championship:** La Verne def. Wis.-Whitewater 22-30, 33-31, 16-30, 30-26, 15-12.

2002 Regionals: Kalamazoo def. Muskingum, 30-21, 14-30, 30-21, 30-32, 15-9; Ohio Northern def. Catholic, 30-21, 30-24, 30-15; Wittenberg def. Ohio Northern, 30-25, 30-26, 30-24; Mt. St. Joseph def. Kalamazoo, 30-28, 30-27, 30-25; Wittenberg def. Mt. St. Joseph, 30-26, 30-18, 30-24; St. Norbert def. Lakeland, 30-27 24-30 30-23, 30-22; Benedictine (Ill.) def. Bridgewater St., 30-15, 30-26, 30-16; Elmhurst def. St. Norbert, 33-31, 28-30, 27-30, 30-28, 15-12; Wis.-Whitewater def. Benedictine (Ill.), 30-18, 30-22, 30-17; Wis.-Whitewater def. Elmhurst, 31-29, 30-15, 30-27; Williams def. Western Conn. St., 30-18, 30-23, 30-21; MIT def. Johnson & Wales, 30-28, 30-11, 30-21; Williams def. Wellesley, 30-25, 30-27, 26-30, 33-31; Gordon def. MIT, 30-19, 28-30, 30-21, 30-25; Williams def. Gordon, 30-25, 30-19, 30-20; Eastern def. Rowan, 30-18, 30-26, 30-21; Gettysburg def. Frostburg St., 27-30, 27-30, 30-14, 30-25, 15-13; King's (Pa.) def. Eastern, 33-31, 30-19, 22-30, 30-17; Juniata def. Gettysburg, 30-17, 30-17, 30-20; Juniata def. King's (Pa.), 30-22, 30-21, 30-21; Vassar def. Union (N.Y.), 34-32, 25-30, 30-14, 30-28; Oneonta St. def. Hunter, 26-30, 26-30, 31-29, 30-22, 15-12; Nazareth def. Vassar, 30-25, 30-19, 30-23; New York U. def. Oneonta St., 24-30, 26-30, 30-25, 33-31, 15-9; Nazareth def. New York U., 30-16, 30-23, 30-27; SCAD def. East Tex. Baptist, 30-24, 21-30, 31-29, 30-21; Wash. & Lee def. Chris. Newport, 30-19, 30-27, 28-30, 30-20; Emory def. SCAD, 30-23, 30-15, 30-27; Trinity (Tex.) def. Wash. & Lee, 30-17, 30-22, 30-18; Trinity (Tex.) def. Emory, 30-27, 31-29, 30-23; St. Olaf def. Maryville (Tenn.), 30-27, 30-23, 25-30, 30-14; Neb. Wesleyan def. Fontbonne, 30-24, 30-17, 30-13; Washington (Mo.) def. St. Olaf, 30-20, 30-23, 30-16; Wartburg def. Neb. Wesleyan, 22-30, 30-18, 23-30, 30-27, 15-7; Washington (Mo.) def. Wartburg, 30-22, 30-11, 30-22; La Verne def. St. Joseph's (N.Y.), 30-11, 30-15, 30-27; Puget Sound def. Colorado Col., 29-31, 30-12, 30-23, 31-29; Whitworth def. La Verne, 25-30, 30-19, 30-24, 30-22; Cal St. Hayward def. Puget Sound, 29-31, 23-30, 30-23, 30-25, 15-8; Cal St. Hayward def. Whitworth, 30-20, 30-23, 30-24. **Quarterfinals:** Wis.-Whitewater def. Wittenberg, 30-18, 29-31, 30-20, 30-19; Juniata def. Williams, 30-21, 30-24, 30-27; Trinity (Tex.) def. Nazareth, 26-30, 30-23, 30-27, 30-28; Washington (Mo.) def. Cal St. Hayward, 30-21, 25-30, 36-34, 30-25. **Semifinals:** Wis.-Whitewater def. Juniata; 27-30, 29-31, 30-21, 30-28, 15-13; Washington (Mo.) def. Trinity (Tex.), 30-17, 31-29, 30-28. **Third Place:** Trinity (Tex.) def. Juniata 30-20, 30-23, 30-26. **Championship:** Wis.-Whitewater def. Washington (Mo.), 30-24, 30-28, 30-25.

Championship Winning Streaks

Consecutive Men's National Titles 180
Consecutive Women's National Titles 180
Streaks of Discontinued Sports..... 181
Longest Streaks..... 181
Longest Active Streaks 181

Championship Winning Streaks

All Divisions, Men's and Women's Sports

Photo by Stephen Nowland/NCAA Photos

Western State's William Banks helped his team to its fourth straight Division II Cross Country Championship.

Consecutive Men's National Titles

DIVISION I

Team	No.	Sport	Years
1. Arkansas	12	Indoor Track and Field	1984-95
2. Yale	9	Golf	1905-13
Southern California	9	Outdoor Track and Field	1935-43
Iowa	9	Wrestling	1978-86
5. Arkansas	8	Outdoor Track and Field	1992-99
6. Oklahoma St.	7 ++	Wrestling	1937-46
Southern California	7	Outdoor Track and Field	1949-55
UCLA	7	Basketball	1967-73
9. Indiana	6	Swimming	1968-73
West Virginia	6	Men's and Women's Rifle	1988-93
Penn St.	6	Fencing	1995-2000
Iowa	6	Wrestling	1995-2000

DIVISION II

Team	No.	Sport	Years
1. Cal St. Bakersfield	8	Swimming and Diving	1986-93
Lander	8	Tennis	1993-2000
3. SIU-Edwardsville	7	Tennis	1978-84
Abilene Christian	7	Outdoor Track and Field	1982-88
St. Augustine's	7	Outdoor Track and Field	1989-95
Cal Poly	7	Wrestling	1968-74
7. Cal St. Northridge	5	Swimming and Diving	1981-85
St. Augustine's	5	Indoor Track and Field	1988-92@
Cal St. Bakersfield	5	Wrestling	1979-83
Abilene Christian	5	Indoor Track and Field	1996-2000
11. Central Okla.	4	Wrestling	1992-95
Bemidji St.	4	Ice Hockey	1984, 93-95+
Oakland	4	Swimming and Diving	1994-97
Western St.	4	Cross Country	2000-03*

DIVISION III

Team	No.	Sport	Years
1. Kenyon	24	Swimming and Diving	1980-2003*
2. Hobart	12	Lacrosse	1980-91
3. Cal St. Stanislaus	6	Golf	1976-81
Cal St. Stanislaus	6	Golf	1984-89
Methodist	6	Golf	1994-99
6. Rowan	5	Outdoor Track and Field	1980-84
Ice Hockey	5	Middlebury	1995-99
8. Augustana (Ill.)	4	Football	1983-86
Wis.-La Crosse	4	Indoor Track and Field	1991-94

**Active. +Championship was discontinued, then restarted. ++No championships1943-45. +++Shared 1978 title. @Shared 1988 title.*

Consecutive Women's National Titles

DIVISION I

Team	No.	Sport	Years
1. LSU	11	Outdoor Track and Field	1987-97
2. North Carolina	9	Soccer	1986-94
3. Maryland	7	Lacrosse	1995-2001
4. Stanford	6	Tennis	1986-91
Villanova	6	Cross Country	1989-94
6. Utah	5	Gymnastics	1982-86
Texas	5	Swimming and Diving	1984-88
Stanford	5	Swimming and Diving	1992-96
LSU	5	Indoor Track and Field	1993-97

DIVISION II

Team	No.	Sport	Years
1. Cal Poly	10	Cross Country	1982-91
2. Adams St.	8	Cross Country	1992-99
Abilene Christian	8	Indoor Track and Field	1993-2000
4. Oakland	5	Swimming and Diving	1990-94
5. North Dakota St.	4	Basketball	1993-96
SIU-Edwardsville	4	Tennis	1986-89
Abilene Christian	4	Indoor Track and Field	1988-91
Abilene Christian	4	Outdoor Track and Field	1985-88
Franklin Pierce	4	Soccer	1994-97
Drury	4	Swimming and Diving	1997-2000

**Active.*

DIVISION III

Team	No.	Sport	Years
1. Kenyon	17	Swimming and Diving	1984-2000
2. Washington (Mo.)	6	Volleyball	1991-96
Methodist	6	Golf	1998-2003*
4. Wheaton (Mass.)	5	Indoor Track and Field	1999-2003*
Cortland St.	4	Cross Country	1992-95
Col. of New Jersey	4	Lacrosse	1993-96
Washington (Mo.)	4	Basketball	1998-2001

**Active.*

Streaks of Discontinued Sports

ALL DIVISIONS, MEN AND WOMEN

Team	No.	Sport	Years
1. Colorado	8+	Men's Skiing*	1972-79
2. Denver	7	Men's Skiing*	1961-67
3. Wayne St. (Mich.)	4	Men's Fencing#	1982-85

*+Shared title in 1976. #Discontinued as men's sport by school in 1990, later reinstated. *Combined with women's skiing in 1983.*

Longest Streaks

ALL DIVISIONS, MEN and WOMEN

Division/Sport	No.	Team	Years
1. Kenyon	24	Men's Division III Swimming and Diving	1980-2003*
2. Kenyon	17	Women's Division III Swimming and Diving	1984-2000
3. Arkansas	12	Men's Division I Indoor Track and Field	1984-95
Hobart$	12	Men's Division III Lacrosse	1980-91
5. LSU	11	Women's Division I Outdoor Track and Field	1987-97
6. Cal Poly	10	Women's Division II Cross Country	1982-91
7. North Carolina	9	Women's Division I Soccer	1986-94
Southern California	9	Men's Division I Outdoor Track and Field	1935-43
Iowa	9	Men's Division I Wrestling	1978-86
Yale	9	Men's National Collegiate Golf	1905-13
11. Cal St. Bakersfield	8	Men's Division II Swimming and Diving	1986-93
Arkansas	8	Men's Division I Outdoor Track and Field	1992-99
Adams St.	8	Women's Division II Cross Country	1992-99
Abilene Christian	8	Women's Division II Indoor Track and Field	1993-2000
Lander	8	Men's Division II Tennis	1993-2000
16. SIU-Edwardsville	7	Men's Division II Tennis	1978-84
Abilene Christian	7	Men's Division II Outdoor Track and Field	1982-88
St. Augustine's	7	Men's Division II Outdoor Track and Field	1989-95
Cal Poly	7	Men's Division II Wrestling	1968-74
Oklahoma St.	7	Men's Division I Wrestling	1937-46†
Southern California	7	Men's Division I Outdoor Track and Field	1949-55
Denver	7	Men's National Collegiate Skiing	1961-67
UCLA	7	Men's Division I Basketball	1967-73
Maryland	7	Women's Division I Lacrosse	1995-2001

**Active. †No championships, 1943-45. $Now Division I in men's lacrosse.*

Longest Active Streaks

ALL DIVISIONS, MEN and WOMEN

Division/Sport	No.	Team	Years
1. Kenyon	24	Men's Division III Swimming and Diving	1980-2003
2. Methodist	6	Women's Division III Golf	1998-2003
3. Alas. Fairbanks	5	National Collegiate Rifle	1999-2003
Wheaton (Mass.)	5	Women's Division II Indoor Track and Field	1999-2003
5. Western St.	4	Men's Division II Cross Country	2000-03
Wis.-La Crosse	3	Men's Division III Indoor Track and Field	2001-03
Western St.	3	Women's Division II Cross Country	2001-03
Truman	3	Women's Division II Swimming and Diving	2001-03
Wheaton (Mass.)	3	Women's Division III Outdoor Track and Field	2001-03

Photo by Dan Koeck/NCAA Photos

A Truman swimmer jumps for joy after the team won its third straight Division II Swimming and Diving Championship.

Coaching Records

Division I
- Team Titles 184
- Consecutive Team Titles 184

Division II
- Team Titles 185
- Consecutive Team Titles 185

Division III
- Team Titles 185
- Consecutive Team Titles 186

Coaching Records

All Divisions, Men's and Women's Sports

Photo courtesy Peter Zuzga/NCAA Photos

Coach Kris Russell of Wisconsin-Whitewater rejoices as her women's volleyball team wins the 2002 Division III crown.

Division I

TEAM TITLES

	No.	Coach	School	Sport	Years
1.	18	Al Scates+	UCLA	Volleyball (M)	1970-2000
2.	17	Dick Gould+	Stanford	Tennis (M)	1973-2000
.	17	John McDonnell+	Arkansas	Indoor Track and Field (M)	1984-2003
4.	16	Dave Williams	Houston	Golf (M)	1956-85
5.	15	Dan Gable	Iowa	Wrestling	1978-97
	15	Anson Dorrance+	North Carolina	Soccer (W)	1982-2000
7.	13	Willy Schaeffler	Denver	Skiing (M)@	1954-70
8.	12	Dean Cromwell	Southern California	Outdoor Track and Field (M)	1926-43
	12	Richard Quick+	Texas/Stanford	Swimming and Diving (W)	1984-98
	12	Pat Henry+	LSU	Outdoor Track and Field (W)	1988-2003
11.	11	E.C. Gallagher	Oklahoma St.	Wrestling	1928-40
	11	Mike Peppe	Ohio St.	Swimming and Diving (M)	1943-62
	11	John McDonnell+	Arkansas	Cross Country (M)	1984-2000
14.	10	Hugh Castello	New York U.	Fencing (M)#	1954-74
	10	George Toley	Southern California	Tennis (M)	1955-76
	10	Rod Dedeaux	Southern California	Baseball	1958-78
	10	John Wooden	UCLA	Basketball (M)	1964-75
	10	Frank Brennan	Stanford	Tennis (W)	1982-99
	10	Pat Henry+	LSU	Indoor Track and Field (W)	1987-2003
20.	9	Greg Marsden+	Utah	Gymnastics (W)	1982-95
	9	Beth Anders+	Old Dominion	Field Hockey	1982-2000
	9	Emmaniul Kaidanov+	Penn St.	Fencing (MW)	1990-2002
	9	Eddie Reese+	Texas	Swimming and Diving (M)	1981-2002
	9	John McDonnell+	Arkansas	Outdoor Track and Field (M)	1984-2003
25.	8	Art Griffith	Oklahoma St.	Wrestling	1941-56
	8	Pete Cutino	California	Water Polo (M)	1973-88
	8	John J. Walsh	Wisconsin	Boxing%	1939-56
	8	Dante Dettamanti	Stanford	Water Polo (M)	1978-2001

(Notes: John McDonnell of Arkansas has won 37 men's team titles [17 indoor track and field, 11 cross country and nine outdoor track and field]. Pat Henry of LSU has won 26 team titles [12 women's outdoor track and field, 10 women's indoor track and field, one men's indoor track and field and three men's outdoor track and field]. Ted Banks of UTEP won 17 men's team titles [six cross country, six indoor track and field and five outdoor track and field].)

CONSECUTIVE TEAM TITLES

	No.	Coach	School	Sport	Years
1.	12	John McDonnell+	Arkansas	Indoor Track and Field (M)	1984-95
2.	10	Pat Henry+	LSU	Outdoor Track and Field (W)	1988-97
3.	9	Dean Cromwell	Southern California	Outdoor Track and Field (M)	1935-43
	9	Dan Gable	Iowa	Wrestling	1978-86
	9	Anson Dorrance+	North Carolina	Soccer (W)	1986-94
6.	8	John McDonnell+	Arkansas	Outdoor Track and Field (M)	1992-99
7.	7	Willy Schaeffler	Denver	Skiing (M)@	1961-67
	7	John Wooden	UCLA	Basketball (M)	1967-73
	7	Cindy Timchal+	Maryland	Lacrosse (W)	1995-2001
10.	6	James Counsilman	Indiana	Swimming and Diving (M)	1968-73
	6	Richard Quick+	Texas/Stanford	Swimming and Diving (W)	1984-89
	6	Frank Brennan	Stanford	Tennis (W)	1986-91
	6	Emmaniul Kaidanov+	Penn St.	Fencing (MW)	1995-2000
14.	5	Matt Mann	Michigan	Swimming and Diving (M)	1937-41
	5	Jess Mortensen	Southern California	Outdoor Track and Field (M)	1951-55
	5	Dave Williams	Houston	Golf (M)	1956-60
	5	Rod Dedeaux	Southern California	Baseball	1970-74
	5	Bill Marolt	Colorado	Skiing (M)@	1972-76
	5	Francis Allen+	Nebraska	Gymnastics (M)	1979-83
	5	Greg Marsden+	Utah	Gymnastics (W)	1982-86
	5	Marty Stern	Villanova	Cross Country (W)	1989-93
	5	Richard Quick+	Stanford	Swimming and Diving (W)	1992-96
	5	Glenn Dubist	Alas. Fairbanks	Rifle	1999-2003!

+Active coach. @Discontinued as men's sport after 1982 season, reinstated later. #Discontinued as men's sport by school in 1990. %Discontinued as NCAA-sponsored sport in 1960. !Active streak.

Division II

TEAM TITLES

	No.	Coach	School	Sport	Years
1.	12	Ernie Maglischo	Cal St. Chico/ Oakland$/ Cal St. Bakersfield	Swimming and Diving (M)	1973-93
	12	Wes Kittley	Abilene Christian	Indoor Track and Field (W)	1988-2000
3.	11	Wes Kittley	Abilene Christian	Outdoor Track and Field (W)	1985-99
4.	9	Pete Accardy	Cal St. Northridge$	Swimming and Diving (M)	1975-85
	9	George Williams+	St. Augustine's	Outdoor Track and Field (M)	1989-2003
6.	8	Vaughn Hitchcock	Cal Poly$	Wrestling	1966-74
	8	Lance Harter	Cal Poly$	Cross Country (W)	1982-89
	8	Joe Cabri+	Lander	Tennis (M)	1993-2000
	8	Damon Martin+	Adams St.	Cross Country (W)	1992-2003
	8	George Williams+	St. Augustine's	Indoor Track and Field (M)	1987-2003
11.	7	Joe Seay	Cal St. Bakersfield	Wrestling$	1976-83
	7	Kent DeMars	SIU-Edwardsville	Tennis (M)	1978-84
	7	Charley Matlock	Fla. Southern	Golf (M)	1981-95
	7	Don Hood	Abilene Christian	Outdoor Track and Field (M)	1982-88
15.	6	Myron McNamara	UC Irvine$	Tennis (M)	1970-77
	6	Wes Kittley	Abilene Christian	Indoor Track and Field (M)	1989-2000
	6	Amy Ruley+	North Dakota St.	Basketball (W)	1991-2000
	6	Jan Hutchinson	Bloomsburg	Field Hockey (W)	1983-99
	6	David James	Central Okla.	Wrestling	1992-2003
20.	5	Arad McCuthan	Evansville$	Basketball (M)	1959-71
	5	Cliff McCrath	Seattle Pacific	Soccer (M)	1978-93
	5	Tracy Huth	Oakland$	Swimming and Diving (W)	1990-94

+ Active coach.(Notes: Wes Kittley of Abilene Christian won 28 team titles [six men's indoor track and field, 11 women's indoor track and field, eight women's outdoor track and field, three men's outdoor track and field]. George Williams of St. Augustine's has won 23 team titles [eight men's indoor track and field, nine men's outdoor track and field, four women's indoor track and field, two women's outdoor track and field]. Pete Accardy of Cal State Northridge won 13 team titles [nine men's swimming and diving, four women's swimming and diving]. Lance Harter of Cal Poly won 13 women's team titles [eight cross country and five outdoor track and field]. Jan Hutchinson also won two titles Division III. Damon Martin of Adams State has won nine team titles [eight women's cross country and one men's cross country].)

CONSECUTIVE TEAM TITLES

	No.	Coach	School	Sport	Years
1.	8	Lance Harter	Cal Poly$	Cross Country (W)	1982-89
	8	Ernie Maglischo	Cal St. Bakersfield	Swimming and Diving (M)	1986-93
	8	Damon Martin+	Adams St.	Cross Country (W)	1992-99
	8	Joe Cabri+	Lander	Tennis (M)	1993-2000
5.	7	Vaughn Hitchcock	Cal Poly$	Wrestling	1968-74
	7	Kent DeMars	SIU-Edwardsville	Tennis (M)	1978-84
	7	Don Hood	Abilene Christian	Outdoor Track and Field (M)	1982-88
	7	Wes Kittley	Abilene Christian	Indoor Track and Field (W)	1993-99
9.	5	Joe Seay	Cal St. Bakersfield	Wrestling$	1979-83
	5	Pete Accardy	Cal St. Northridge$	Swimming and Diving (M)	1981-85
	5	George Williams+	St. Augustine's	Indoor Track and Field (M)	1988-92
	5	Tracy Huth	Oakland$	Swimming and Diving (W)	1990-94
13.	4	Bob Meyers	SIU-Edwardsville	Tennis (W)	1986-89
	4	David James+	Central Okla.	Wrestling	1992-95
	4	Amy Ruley+	North Dakota St.	Basketball (W)	1993-96
	4	Wes Kittley	Abilene Christian	Indoor Track and Field (W)	1988-91
	4	Pete Hovland+	Oakland	Swimming and Diving (M)	1994-97
	4	Wes Kittley	Abilene Christian	Indoor Track and Field (M)	1996-99
	4	Jan Hutchinson+	Bloomsburg	Field Hockey (W)	1996-99
	4	Brian Reynolds+	Drury	Swimming and Diving (W)	1997-2000
	4	Duane Vandenbusche+	Western St.	Cross Country (M)	2000-03!

$Now Division I. +Active coach. !Active streak.

Division III

TEAM TITLES

	No.	Coach	School	Sport	Years
1.	24	Jim Steen+	Kenyon	Swimming and Diving (M)	1980-2003
2.	19	Jim Steen+	Kenyon	Swimming and Diving (W)	1984-2003
3.	12	Jim Hanny	Cal St. Stanislaus	Golf (M)	1976-89
	12	Allen Carius+	North Central	Cross Country (M)	1975-99
5.	10	Dave Urick^	Hobart$	Lacrosse (M)	1980-89
6.	9	Steve Conley	Methodist	Golf (M)	1990-99
	9	Mark Guthrie+	Wis.-La Crosse	Indoor Track and Field (M)	1988-2003
8.	8	Sharon Pfluger Goldbrenner+	Col. of New Jersey	Lacrosse (W)	1987-2000
	8	Jeff Swenson+	Augsburg	Wrestling	1991-2002
10.	7	Larry Kehres+	Mount Union	Football	1993-2003
	7	George Acker	Kalamazoo	Tennis (M)	1976-93
	7	Teri Clemens	Washington (Mo.)	Volleyball (W)	1989-96
	7	Jack Daniels+	Cortland St.	Cross Country (W)	1989-97
	7	Sharon Pfluger Goldbrenner+	Col. of New Jersey	Field Hockey (W)	1985-99
	7	Larry Kehres+	Mount Union	Football	1993-2003

Photo by Jerry Olsen/NCAA Photos

Coach Glenn Dubist has led Alaska Fairbanks to five National Collegiate Rifle titles.

Photo courtesy Cliff Williams/NCAA Photos

Central Missouri State baseball coach Brad Hill led the Fighting Mules to the 2003 Division II Championship.

	No.	Coach	School	Sport	Years
16.	6	Doug Dannevik	UC San Diego	Volleyball (W)	1981-90
	6	Vince Brown+	Chris. Newport	Outdoor Track and Field (W)	1987-98
	6	Vince Brown+	Chris. Newport	Indoor Track and Field (W)	1988-98
	6	Cyrus Jones+	Lincoln (Pa.)	Outdoor Track and Field	1985-2000
	6	Cyrus Jones+	Lincoln (Pa.)	Indoor Track and Field (M)	1990-2000
21.	5	Michael Parker+	Lock Haven/ UNC Greensboro$	Soccer (M)	1977-87
	5	Donald Murray+	Brockport St.	Wrestling	1977-92
	5	Dave Icenhower+	Col. of New Jersey	Wrestling	1979-87
	5	June Walker	Col. of New Jersey	Softball	1983-94
	5	Brian McManust	UC San Diego	Soccer (W)	1989-99

+Active coach. (Notes: Jim Steen of Kenyon has won 39 team titles [22 men's swimming and diving, 17 women's swimming and diving]. Allen Carius of North Central has won 15 men's titles [12 cross country, one indoor track and field, two outdoor track and field]. Sharon Pfluger Goldbrenner of College of New Jersey has won 15 women's titles [eight lacrosse, seven field hockey]. Mark Guthrie of Wisconsin-La Crosse has won 15 men's team titles [eight indoor track and field, seven outdoor track and field]. Vince Brown of Christian Newport has won 12 women's team titles [six indoor track and field six outdoor track and field]. Cyrus Jones of Lincoln [Pennsylvania] has won 16 team titles [six men's indoor track and field, six men's outdoor track and field, one women's indoor track and field, and three women's outdoor track and field].)

CONSECUTIVE TEAM TITLES

	No.	Coach	School	Sport	Years
1.	16	Jim Steen+	Kenyon	Swimming and Diving (M)	1980-95
2.	12	Jim Steen+	Kenyon	Swimming and Diving (W)	1984-95
3.	10	Dave Urick^	Hobart$	Lacrosse (M)	1980-89
4.	7	Jim Steent!	Kenyon	Swimming and Diving (M)	1997-2003
5.	6	Teri Clemens	Washington (Mo.)	Volleyball (W)	1991-96
	6	Jim Hanny	Cal St. Stanislaus	Golf	1976-81
	6	Jim Hanny	Cal St. Stanislaus	Golf	1984-89
	6	Steve Conley+	Methodist	Golf (M)	1994-99
	6	Vici Pate+	Methodist	Golf (W)	1998-2003
10.	5	Oscar Moore	Rowan	Outdoor Track and Field (M)	1980-84
	5	Jack Daniels+	Cortland St.	Cross Country (W)	1992-97
	5	Bill Beaney+	Middlebury	Ice Hockey (M)	1995-99
	5	Paul Souza!	Wheaton (Mass.)	Indoor Track and Field (W)	1999-2003
	5	Jim Steen	Kenyon	Swimming and Diving (M)	1997-2001
14.	4	Bob Reade	Augustana (Ill.)	Football	1983-86
	4	Mark Guthrie+	Wis.-La Crosse	Indoor Track and Field (M)	1991-94
	4	Nancy Fahey	Washington (Mo.)	Basketball (W)	1998-2001

+Active coach. ^Active coach, different school. $Now Division I in this sport. !Active streak.

Men's Summaries

Division I 188
Division II 195
Division III..... 202

Summary

NATIONAL COLLEGIATE/DIVISION I



Photo by Reed Hoffman/NCAA Photos

Oklahoma State's Johnny Thompson carried his team to another wrestling championship crown, the Cowboy's 31st.

2002-03 Championships

Highlights

The wealth was spread around this season in Division I men's team championships as no school won more than two championships and only two – Arkansas in indoor and outdoor track and field, and Stanford in water polo and cross country – won that many. Two schools won their first overall men's team championship, with Western Kentucky claiming I-AA football and Lewis taking the National Collegiate Volleyball title. The following schools won their first championships in a particular sport – Clemson (golf), Illinois (tennis) and Syracuse (basketball). There was no movement in the top five in overall team championships.

In individual sports, Southern California led the way with six championships to increase its already sizable lead in the all-time standings in that category. The Trojans won three trophies in outdoor track and field, two trophies in swimming, and one in indoor track. The wins in outdoor track tie that sport with the school's swimming total of 108, fifth on the all-time list. Three other schools – Arkansas, Auburn and Oklahoma – won five individual titles. The only team to win an individual title for the first time overall was East Carolina in indoor track. Air Force won its first individual fencing title.

Championships History

Top Winners

School	Team Titles
1. Southern California	71
2. UCLA	67
3. Stanford	56
4. Oklahoma St.	44
5. Arkansas	39

School	Individual Titles
1. Southern California	289
2. Michigan	235
3. Stanford	233
4. Ohio St.	202
5. UCLA	160

Most Titles (One Sport)

School, Sport	Team Titles
1. Oklahoma St., Wrestling	31
2. Southern California, Outdoor Track and Field	26
3. Yale, Golf	21
4. Iowa, Wrestling	20
5. UCLA, Volleyball	18

School, Sport	Individual Titles
1. Michigan, Swimming and Diving	148
2. Stanford, Swimming and Diving	130
3. Oklahoma St., Wrestling	124
4. Ohio St., Swimming and Diving	117
5. Southern California, Swimming and Diving	108
5. Southern California, Outdoor Track and Field	108

National Collegiate/Division I Team Championships

(Note: Each school involved in a tie is credited with one championship. The boxing championships began in 1932 and were discontinued after the 1960 championships. The following schools are credited with unofficial team championships in the following sports: Boxing—Wisconsin 4, Idaho 2, Catholic, Penn St., Syracuse, Virginia, Washington St., West Virginia, one each. Outdoor Track and Field—Illinois, Southern California, Stanford, one each. Wrestling—Oklahoma St. 3, Iowa St., Indiana, one each. All other figures denote official team championships.)

+Division II school. ++Division III school.

	Baseball	Basketball	Boxing	Cross Country	Fencing	I-AA Football	Golf	Gymnastics	Ice Hockey	Lacrosse	Rifle	Skiing	Soccer	Swimming	Tennis	Indoor Track	Outdoor Track	Volleyball	Water Polo	Wrestling	Totals
Alas. Fairbanks +	—	—	—	—	—	—	—	—	—	—	6	—	—	—	—	—	—	—	—	—	6
Arizona	3	1	—	—	—	—	1	—	—	—	—	—	—	—	—	—	—	—	—	—	5
Arizona St.	5	—	—	—	—	—	2	1	—	—	—	—	—	—	—	—	1	—	—	1	10
Arkansas	—	1	—	11	—	—	—	—	—	—	—	—	—	—	—	17	10	—	—	—	39
Army	—	—	—	—	1	—	—	—	—	—	—	—	—	—	—	—	—	—	—	—	1
Auburn	—	—	—	—	—	—	—	—	—	—	—	—	—	3	—	—	—	—	—	—	3
Boise St.	—	—	—	—	—	1	—	—	—	—	—	—	—	—	—	—	—	—	—	—	1
Boston College	—	—	—	—	—	—	—	—	2	—	—	—	—	—	—	—	—	—	—	—	2
Boston U.	—	—	—	—	—	—	—	—	4	—	—	—	—	—	—	—	—	—	—	—	4
Bowling Green	—	—	—	—	—	—	—	—	1	—	—	—	—	—	—	—	—	—	—	—	1
Brigham Young	—	—	—	—	—	—	1	—	—	—	—	—	—	—	—	—	1	2	—	—	4
California	2	1	—	—	—	—	—	4	—	—	—	—	—	2	—	—	1	—	11	—	21
UC Irvine	—	—	—	—	—	—	—	—	—	—	—	—	—	—	—	—	—	—	3	—	3
UC Santa Barb.	—	—	—	—	—	—	—	—	—	—	—	—	—	—	—	—	—	—	1	—	1
Cal St. Fullerton	3	—	—	—	—	—	—	—	—	—	—	—	—	—	—	—	—	—	—	—	3
Catholic ++	—	—	1	—	—	—	—	—	—	—	—	—	—	—	—	—	—	—	—	—	1
CCNY ++	—	1	—	—	1	—	—	—	—	—	—	—	—	—	—	—	—	—	—	—	2
Chicago ++	—	—	—	—	—	—	—	1	—	—	—	—	—	—	—	—	—	—	—	—	1
Cincinnati	—	2	—	—	—	—	—	—	—	—	—	—	—	—	—	—	—	—	—	—	2
Clemson	—	—	—	—	—	—	1	—	—	—	—	—	2	—	—	—	—	—	—	—	3
Colorado	—	—	—	1	—	—	—	—	—	—	—	15	—	—	—	—	—	—	—	—	16
Colorado Col. ++	—	—	—	—	—	—	—	—	2	—	—	—	—	—	—	—	—	—	—	—	2
Columbia	—	—	—	—	13	—	—	—	—	—	—	—	—	—	—	—	—	—	—	—	13
Connecticut	—	1	—	—	—	—	—	—	—	—	—	—	2	—	—	—	—	—	—	—	3
Cornell	—	—	—	—	—	—	—	—	2	3	—	—	—	—	—	—	—	—	—	—	5
Cornell College ++	—	—	—	—	—	—	—	—	—	—	—	—	—	—	—	—	—	—	—	1	1
Dartmouth	—	—	—	—	—	—	1	—	—	—	—	2	—	—	—	—	—	—	—	—	3
Denver	—	—	—	—	—	—	—	—	5	—	—	17	—	—	—	—	—	—	—	—	22
Detroit	—	—	—	—	1	—	—	—	—	—	—	—	—	—	—	—	—	—	—	—	1
Drake	—	—	—	3	—	—	—	—	—	—	—	—	—	—	—	—	—	—	—	—	3
Duke	—	3	—	—	—	—	—	—	—	—	—	—	1	—	—	—	—	—	—	—	4
Eastern Ky.	—	—	—	—	—	2	—	—	—	—	—	—	—	—	—	—	—	—	—	—	2
Florida	—	—	—	—	—	—	4	—	—	—	—	—	—	2	—	—	—	—	—	—	6
Florida A&M	—	—	—	—	—	1	—	—	—	—	—	—	—	—	—	—	—	—	—	—	1
Florida St.	—	—	—	—	—	—	—	2	—	—	—	—	—	—	—	—	—	—	—	—	2
Furman	—	—	—	—	—	1	—	—	—	—	—	—	—	—	—	—	—	—	—	—	1
George Mason	—	—	—	—	—	—	—	—	—	—	—	—	—	—	—	1	—	—	—	—	1
Georgetown	—	1	—	—	—	—	—	—	—	—	—	—	—	—	—	—	—	—	—	—	1
Georgia	1	—	—	—	—	—	1	—	—	—	—	—	—	—	4	—	—	—	—	—	6
Ga. Southern	—	—	—	—	—	6	—	—	—	—	—	—	—	—	—	—	—	—	—	—	6
Gonzaga	—	—	1	—	—	—	—	—	—	—	—	—	—	—	—	—	—	—	—	—	1
Hartwick ++	—	—	—	—	—	—	—	—	—	—	—	—	1	—	—	—	—	—	—	—	1
Harvard	—	—	—	—	—	—	6	—	1	—	—	—	—	—	—	—	—	—	—	—	7
Hawaii	—	—	—	—	—	—	—	—	—	—	—	—	—	—	—	—	—	1	—	—	1
Holy Cross	1	1	—	—	—	—	—	—	—	—	—	—	—	—	—	—	—	—	—	—	2
Houston	—	—	—	1	—	—	16	—	—	—	—	—	—	—	—	—	—	—	—	—	17
Howard	—	—	—	—	—	—	—	—	—	—	—	—	1	—	—	—	—	—	—	—	1
Idaho	—	—	3	—	—	—	—	—	—	—	—	—	—	—	—	—	—	—	—	—	3
Idaho St.	—	—	2	—	—	1	—	—	—	—	—	—	—	—	—	—	—	—	—	—	3
Illinois	—	—	—	—	2	—	—	9	—	—	—	—	—	—	1	—	5	—	—	—	17
Indiana	—	5	—	3	—	—	—	—	—	—	—	—	5	6	—	—	1	—	—	1	21
Indiana St.	—	—	—	—	—	—	—	1	—	—	—	—	—	—	—	—	—	—	—	—	1
Iowa	—	—	—	—	—	—	—	1	—	—	—	—	—	—	—	—	—	—	—	20	21
Iowa St.	—	—	—	2	—	—	—	3	—	—	—	—	—	—	—	—	—	—	—	8	13
Johns Hopkins ++	—	—	—	—	—	—	—	—	—	7	—	—	—	—	—	—	—	—	—	—	7
Kansas	—	2	—	1	—	—	—	—	—	—	—	—	—	—	—	3	3	—	—	—	9
Kentucky	—	7	—	—	—	—	—	—	—	—	—	—	—	—	—	—	—	—	—	—	7
La Salle	—	1	—	—	—	—	—	—	—	—	—	—	—	—	—	—	—	—	—	—	1
Lake Superior St. +	—	—	—	—	—	—	—	—	3	—	—	—	—	—	—	—	—	—	—	—	3
Long Beach St.	—	—	—	—	—	—	—	—	—	—	—	—	—	—	—	—	—	1	—	—	1
La.-Monroe	—	—	—	—	—	1	—	—	—	—	—	—	—	—	—	—	—	—	—	—	1
Lewis	—	—	—	—	—	—	—	—	—	—	—	—	—	—	—	—	—	1	—	—	1
LSU	5	—	1	—	—	—	4	—	—	—	—	—	—	—	—	1	4	—	—	—	15
Louisville	—	2	—	—	—	—	—	—	—	—	—	—	—	—	—	—	—	—	—	—	2
Loyola (Ill.)	—	1	—	—	—	—	—	—	—	—	—	—	—	—	—	—	—	—	—	—	1
Maine	—	—	—	—	—	—	—	—	2	—	—	—	—	—	—	—	—	—	—	—	2
Manhattan	—	—	—	—	—	—	—	—	—	—	—	—	—	—	—	1	—	—	—	—	1
Marquette	—	1	—	—	—	—	—	—	—	—	—	—	—	—	—	—	—	—	—	—	1
Marshall	—	—	—	—	—	2	—	—	—	—	—	—	—	—	—	—	—	—	—	—	2
Maryland	—	1	—	—	—	—	—	—	—	2	—	—	1	—	—	—	—	—	—	—	4

	Baseball	Basketball	Boxing	Cross Country	Fencing	I-AA Football	Golf	Gymnastics	Ice Hockey	Lacrosse	Rifle	Skiing	Soccer	Swimming	Tennis	Indoor Track	Outdoor Track	Volleyball	Water Polo	Wrestling	Totals
Massachusetts	—	—	—	—	—	1	—	—	—	—	—	—	—	—	—	—	—	—	—	—	1
Miami (Fla.)	4	—	—	—	—	—	—	—	—	—	—	—	—	—	—	—	—	—	—	—	4
Michigan	2	1	—	—	—	—	2	3	9	—	—	—	—	11	1	—	1	—	—	—	30
Michigan St.	—	2	2	8	—	—	—	1	2	—	—	—	2	—	—	—	—	—	—	1	18
Michigan Tech +	—	—	—	—	—	—	—	—	3	—	—	—	—	—	—	—	—	—	—	—	3
Minnesota	3	—	—	—	—	—	1	—	5	—	—	—	—	—	—	—	1	—	—	2	12
Missouri	1	—	—	—	—	—	—	—	—	—	—	—	—	—	—	1	—	—	—	—	2
Montana	—	—	—	—	—	2	—	—	—	—	—	—	—	—	—	—	—	—	—	—	2
Montana St.	—	—	—	—	—	1	—	—	—	—	—	—	—	—	—	—	—	—	—	—	1
Murray St.	—	—	—	—	—	—	—	—	—	—	2	—	—	—	—	—	—	—	—	—	2
Navy	—	—	—	—	3	—	—	—	—	—	—	—	1	—	—	—	1	—	—	—	5
Nebraska	—	—	—	—	—	—	—	8	—	—	—	—	—	—	—	—	—	—	—	—	8
UNLV	—	1	—	—	—	—	1	—	—	—	—	—	—	—	—	—	—	—	—	—	2
New York U. ++	—	—	—	—	12	—	—	—	—	—	—	—	—	—	—	—	—	—	—	—	12
North Carolina	—	3	—	—	—	—	—	—	—	4	—	—	1	—	—	—	—	—	—	—	8
North Carolina St.	—	2	—	—	—	—	—	—	—	—	—	—	—	—	—	—	—	—	—	—	2
North Dakota +	—	—	—	—	—	—	—	—	7	—	—	—	—	—	—	—	—	—	—	—	7
North Texas	—	—	—	—	—	—	4	—	—	—	—	—	—	—	—	—	—	—	—	—	4
Northern Iowa	—	—	—	—	—	—	—	—	—	—	—	—	—	—	—	—	—	—	—	1	1
Northern Mich. +	—	—	—	—	—	—	—	—	1	—	—	—	—	—	—	—	—	—	—	—	1
Northwestern	—	—	—	—	1	—	—	—	—	—	—	—	—	—	—	—	—	—	—	—	1
Notre Dame	—	—	—	1	5	—	1	—	—	—	—	—	—	—	1	—	—	—	—	—	8
Ohio St.	1	1	—	—	1	—	2	3	—	—	—	—	—	11	—	—	1	—	—	—	20
Oklahoma	2	—	—	—	—	—	1	5	—	—	—	—	—	—	—	—	—	—	—	7	15
Oklahoma St.	1	2	—	1	—	—	9	—	—	—	—	—	—	—	—	—	—	—	—	31	44
Oregon	—	1	—	4	—	—	—	—	—	—	—	—	—	—	—	—	5	—	—	—	10
Oregon St.	—	—	—	1	—	—	—	—	—	—	—	—	—	—	—	—	—	—	—	—	1
Pennsylvania	—	—	—	—	3	—	—	—	—	—	—	—	—	—	—	—	—	—	—	—	3
Penn St.	—	—	1	3	9	—	—	10	—	—	—	—	—	—	—	—	—	1	—	1	25
Pepperdine	1	—	—	—	—	—	1	—	—	—	—	—	—	—	—	—	—	4	1	—	7
Princeton	—	—	—	—	1	—	12	—	—	6	—	—	—	—	—	—	—	—	—	—	19
Purdue	—	—	—	—	—	—	1	—	—	—	—	—	—	—	—	—	—	—	—	—	1
Rensselaer ++	—	—	—	—	—	—	—	—	2	—	—	—	—	—	—	—	—	—	—	—	2
Rhode Island	—	—	—	1	—	—	—	—	—	—	—	—	—	—	—	—	—	—	—	—	1
Rice	—	1	—	—	—	—	—	—	—	—	—	—	—	—	—	—	—	—	—	—	1
Rutgers	—	—	—	—	1	—	—	—	—	—	—	—	—	—	—	—	—	—	—	—	1
St. John's (N.Y.)	—	—	—	—	1	—	—	—	—	—	—	—	1	—	—	—	—	—	—	—	2
St. Louis	—	—	—	—	—	—	—	—	—	—	—	—	10	—	—	—	—	—	—	—	10
San Diego St.	—	—	—	—	—	—	—	—	—	—	—	—	—	—	—	—	—	1	—	—	1
San Francisco	—	2	—	—	—	—	—	—	—	—	—	—	4	—	1	—	—	—	—	—	7
San Jose St.	—	—	3	2	—	—	1	—	—	—	—	—	—	—	—	—	1	—	—	—	7
Santa Clara	—	—	—	—	—	—	—	—	—	—	—	—	1	—	—	—	—	—	—	—	1
Southern California	12	—	—	—	—	—	—	1	—	—	—	—	—	9	16	2	26	4	1	—	71
Southern Ill.	—	—	—	—	—	1	—	4	—	—	—	—	—	—	—	—	—	—	—	—	5
SIU-Edwardsville +	—	—	—	—	—	—	—	—	—	—	—	—	1	—	—	—	—	—	—	—	1
Southern Methodist	—	—	—	—	—	—	1	—	—	—	—	—	—	—	—	1	2	—	—	—	4
Stanford	2	1	—	3	—	—	7	3	—	—	—	—	—	8	17	—	4	1	10	—	56
Syracuse	—	1	1	1	—	—	—	—	—	7	—	—	—	—	—	—	—	—	—	—	10
Temple	—	—	—	—	—	—	—	1	—	—	—	—	—	—	—	—	—	—	—	—	1
Tennessee	—	—	—	1	—	—	—	—	—	—	—	—	—	1	—	1	3	—	—	—	6
Tennessee Tech	—	—	—	—	—	—	—	—	—	—	3	—	—	—	—	—	—	—	—	—	3
Texas	5	—	—	—	—	—	2	—	—	—	—	—	—	9	—	—	—	—	—	—	16
UTEP	—	1	—	7	—	—	—	—	—	—	—	—	—	—	—	7	6	—	—	—	21
Trinity (Tex.) ++	—	—	—	—	—	—	—	—	—	—	—	—	—	—	1	—	—	—	—	—	1
Tulane	—	—	—	—	—	—	—	—	—	—	—	—	—	—	1	—	—	—	—	—	1
UCLA	—	11	—	—	—	—	1	2	—	—	—	—	4	1	15	—	8	18	7	—	67
Utah	—	1	—	—	—	—	—	—	—	—	—	10	—	—	—	—	—	—	—	—	11
Vermont	—	—	—	—	—	—	—	—	—	—	—	5	—	—	—	—	—	—	—	—	5
Villanova	—	1	—	4	—	—	—	—	—	—	—	—	—	—	—	3	1	—	—	—	9
Virginia	—	—	1	—	—	—	—	—	—	3	—	—	5	—	—	—	—	—	—	—	9
Wake Forest	1	—	—	—	—	—	3	—	—	—	—	—	—	—	—	—	—	—	—	—	4
Washington St.	—	—	1	—	—	—	—	—	—	—	—	—	—	—	—	1	—	—	—	—	2
Wayne St. (Mich.) +	—	—	—	—	7	—	—	—	—	—	—	—	—	—	—	—	—	—	—	—	7
West Chester +	—	—	—	—	—	—	—	—	—	—	—	—	1	—	—	—	—	—	—	—	1
West Virginia	—	—	1	—	—	—	—	—	—	—	13	—	—	—	—	—	—	—	—	—	14
Western Ky.	—	—	—	—	—	1	—	—	—	—	—	—	—	—	—	—	—	—	—	—	1
Western Mich.	—	—	—	2	—	—	—	—	—	—	—	—	—	—	—	—	—	—	—	—	2
Wichita St.	1	—	—	—	—	—	—	—	—	—	—	—	—	—	—	—	—	—	—	—	1
William & Mary	—	—	—	—	—	—	—	—	—	—	—	—	—	—	2	—	—	—	—	—	2
Wisconsin	—	1	8	3	—	—	—	—	5	—	—	—	1	—	—	—	—	—	—	—	18
Wyoming	—	1	—	—	—	—	—	—	—	—	—	2	—	—	—	—	—	—	—	—	3
Yale	—	—	—	—	—	—	21	—	—	—	—	—	—	4	—	—	—	—	—	—	25
Youngstown St.	—	—	—	—	—	4	—	—	—	—	—	—	—	—	—	—	—	—	—	—	4

National Collegiate/Division I Individual Championships

(Note: Each school is credited with one championship for each competitor involved in a tie. The boxing championships began in 1932 and were discontinued after the 1960 championships. The individual championships totals for fencing, rifle and skiing include some championships won by women. In tennis, two championships are awarded each year: one to the school whose competitor wins the singles championship and one to the school whose team wins the doubles championship. In swimming, track and skiing, relay victories count as one championship.)

+Division II school. ++Division III school. +++NAIA school.

	Boxing	Cross Country	Fencing	Golf	Gymnastics	Rifle	Skiing	Swimming	Tennis	Indoor Track	Outdoor Track	Wrestling	Totals
Abilene Christian +	—	—	—	—	—	—	—	—	—	1	7	—	8
Adams St. +	—	—	—	—	—	—	—	—	—	—	—	1	1
Adelphi +	—	—	—	—	—	—	—	—	—	2	—	—	2
Air Force	—	1	1	—	—	—	—	1	—	—	1	1	5
Alabama	—	—	—	—	—	—	—	9	—	10	9	—	28
Alas. Anchorage +	—	—	—	—	—	—	6	—	—	—	—	—	6
Alas. Fairbanks +	—	—	—	—	—	11	—	—	—	—	—	—	11
Albertson +++	2	—	—	—	—	—	—	—	—	—	—	—	2
Albion ++	—	—	—	—	—	—	—	—	—	—	1	—	1
Alfred ++	—	—	—	—	—	—	—	—	—	—	1	—	1
Amherst ++	—	—	—	—	—	—	—	1	—	—	—	—	1
Arizona	—	2	—	—	2	—	—	20	—	1	12	—	37
Arizona St.	—	—	—	6	10	—	—	7	1	—	14	8	46
Arkansas	—	3	—	1	—	—	—	2	1	45	42	—	94
Arkansas St.	—	—	—	—	—	—	—	—	—	3	5	—	8
Army	—	—	1	—	6	—	—	1	—	—	1	2	11
Ashland +	—	1	—	—	—	—	—	—	—	—	—	—	1
Auburn	—	—	—	1	—	—	—	31	1	8	18	1	60
Baldwin-Wallace ++	—	—	—	—	—	—	—	—	—	—	4	—	4
Ball St.	—	—	—	—	—	—	—	—	—	1	1	—	2
Bates ++	—	—	—	—	—	—	—	—	—	—	1	—	1
Baylor	—	—	—	—	—	—	—	—	—	11	11	—	22
Bloomsburg +	—	—	—	—	—	—	—	—	—	—	—	4	4
Boise St.	—	—	—	—	—	—	1	—	—	1	1	1	4
Boston College	—	—	—	—	—	—	—	—	—	2	3	—	5
Boston U.	—	—	—	—	—	—	—	—	—	1	6	—	7
Bowdoin ++	—	—	—	—	—	—	—	—	—	—	3	—	3
Bowling Green	—	—	—	—	—	—	—	—	—	4	4	—	8
Bradley	—	—	—	—	—	—	—	—	—	—	2	—	2
Brigham Young	—	1	—	—	5	—	—	4	—	9	25	—	44
Brooklyn ++	—	—	1	—	—	—	—	—	—	—	—	—	1
Brown	—	—	—	—	—	—	—	1	2	1	2	—	6
Bucknell	—	—	—	—	—	—	—	—	—	—	1	—	1
Butler	—	—	—	—	—	—	—	—	—	—	6	—	6
California	—	—	—	—	19	—	—	41	11	—	27	1	99
UC Davis +	1	—	—	—	—	—	—	—	—	—	—	—	1
UC Irvine	—	—	—	—	—	—	—	—	—	—	2	—	2
UC Santa Barb.	—	—	—	—	—	—	—	1	—	—	—	—	1
Cal Poly	—	—	—	—	—	—	—	—	—	1	5	2	8
Cal Poly Pomona +	1	—	—	—	—	—	—	—	—	—	—	—	1
Cal St. Bakersfield +	—	—	—	—	—	—	—	—	—	—	—	9	9
Cal St. Fullerton	—	—	—	—	2	—	—	—	—	—	—	—	2
Cal St. Los Angeles +	—	—	—	1	6	—	—	—	—	1	1	—	9
Cal St. Northridge	—	—	—	—	3	—	—	—	—	—	—	—	3
Caltech ++	—	—	—	—	—	—	—	—	—	—	1	—	1
Carleton ++	—	—	—	1	—	—	—	—	—	—	—	—	1
Case Reserve ++	—	—	1	—	—	—	—	—	—	—	—	—	1
Catholic ++	2	—	—	—	—	—	—	—	—	—	—	—	2
CCNY ++	—	—	2	—	—	—	—	—	—	—	—	—	2
Central Mich.	—	—	—	—	—	—	—	—	—	1	—	1	2
Central Okla. +	—	—	—	—	—	—	—	—	—	—	—	2	2
Central St. (Ohio) +++	—	—	—	—	—	—	—	—	—	1	1	—	2
Chicago ++	—	—	—	—	9	—	—	—	—	—	7	—	16
Cincinnati	—	—	—	—	—	—	—	2	1	—	—	—	3
Clarion +	—	—	—	—	—	—	—	—	—	—	—	8	8
Clemson	—	—	—	1	—	—	—	—	—	9	3	3	16
Cleveland St.	—	—	1	—	—	—	—	—	—	—	—	—	1
Colgate	—	—	—	—	—	—	—	—	—	3	—	—	3
Colorado	—	3	—	1	1	—	70	—	—	5	9	3	92
Colorado St.	—	—	—	—	2	—	—	—	—	1	4	1	8
Columbia	—	—	27	1	—	—	—	8	4	—	3	—	43
Concordia-M'head ++	—	—	—	—	—	—	—	—	—	—	—	1	1
Connecticut	—	—	—	—	—	—	—	—	—	1	1	—	2
Cornell	—	—	1	—	—	—	—	1	1	—	2	7	12
Cornell College ++	—	—	—	—	—	—	—	—	—	—	—	6	6
Cortland St. ++	—	—	—	—	1	—	—	1	—	—	—	—	2
Dartmouth	—	—	1	1	—	—	30	2	—	—	3	—	37
Denver	—	—	—	—	—	—	62	1	—	—	1	—	64

	Boxing	Cross Country	Fencing	Golf	Gymnastics	Rifle	Skiing	Swimming	Tennis	Indoor Track	Outdoor Track	Wrestling	Totals
DePaul	—	—	—	—	—	—	—	—	—	1	—	—	1
Detroit	—	—	2	—	—	—	—	—	—	—	—	—	2
Drake	—	2	—	—	—	—	—	—	—	—	3	—	5
Duke	3	—	1	—	—	—	—	—	—	1	1	—	6
East Stroudsburg +	—	—	—	—	—	—	—	—	—	—	—	2	2
East Tenn. St.	—	1	—	—	—	—	—	—	—	—	—	—	1
Eastern Ill.	—	—	—	—	—	—	—	—	—	1	1	—	2
Eastern Mich.	—	1	—	—	—	—	—	—	—	6	7	—	14
Edinboro +	—	—	—	—	—	—	—	—	—	—	—	2	2
Emporia St. +	—	—	—	—	—	—	—	—	—	—	6	—	6
Fairleigh Dickinson	—	—	—	—	—	—	—	—	—	3	2	—	5
Fisk ++	—	—	—	—	—	—	—	—	—	—	1	—	1
Florida	1	—	—	2	—	—	—	25	3	12	11	—	54
Florida A&M	—	—	—	—	—	—	—	—	—	—	1	—	1
Fla. Atlantic	—	—	—	—	—	—	—	1	—	—	—	—	1
Florida St.	—	—	—	—	7	—	—	5	—	5	2	—	19
Fort Lewis +	—	—	—	—	—	—	5	—	—	—	—	—	5
Fordham	—	—	—	—	—	—	—	—	—	1	2	—	3
Frank. & Marsh. ++	—	—	—	—	—	—	—	1	—	—	—	—	1
Fresno St.	—	—	—	—	—	—	—	—	—	3	10	4	17
George Mason	—	—	1	—	—	—	—	—	—	9	8	—	18
Georgetown	—	1	—	2	—	—	—	—	—	6	8	—	17
Georgia	—	—	—	1	—	—	—	4	6	2	9	—	22
Georgia Tech	—	—	—	3	—	—	—	1	—	5	11	—	20
Gonzaga	3	—	—	—	—	—	—	—	—	—	—	—	3
Grinnell ++	—	—	—	—	—	—	—	—	—	—	5	—	5
Hampton +	—	—	—	—	—	—	—	—	—	—	1	—	1
Hardin-Simmons ++	—	—	—	—	—	—	—	—	—	—	1	—	1
Harvard	—	—	2	8	—	—	—	10	33	5	2	1	61
Hawaii	3	—	—	—	—	—	—	—	—	1	—	—	4
Hofstra	—	—	—	—	—	—	—	—	—	—	—	1	1
Houston	—	2	—	8	—	—	—	1	—	12	17	—	40
Houston Baptist +++	—	—	—	—	1	—	—	—	—	1	1	—	3
Idaho	16	—	—	—	—	—	3	—	—	—	3	—	22
Idaho St.	18	—	—	—	—	—	—	—	—	—	—	—	18
Illinois	—	1	4	—	42	—	—	7	3	7	39	20	123
Illinois Col. ++	—	—	—	—	—	—	—	—	—	—	1	—	1
Illinois St.	—	—	—	—	—	—	—	—	—	1	2	—	3
Indiana	—	3	—	—	1	—	—	79	—	6	21	8	118
Indiana St.	—	—	—	—	10	—	—	—	—	1	1	1	13
Iowa	—	1	1	—	12	—	—	21	—	1	12	70	118
Iowa St.	—	2	—	—	18	—	—	—	—	7	10	62	99
Jackson St.	—	—	—	—	—	—	—	—	—	1	—	—	1
Johns Hopkins ++	—	—	—	—	—	—	—	—	—	—	2	—	2
Kansas	—	5	—	—	—	—	—	—	—	17	31	—	53
Kansas St.	—	—	—	—	—	—	—	—	—	10	8	1	19
Kent St.	—	—	—	—	6	—	—	—	—	4	3	—	13
Kentucky	—	—	—	—	—	1	—	—	—	6	1	—	8
Kentucky St. +	—	—	—	—	—	—	—	—	—	—	1	—	1
Kenyon ++	—	—	—	—	—	—	—	—	1	—	—	—	1
La Salle	—	—	—	—	—	—	—	4	—	—	1	—	5
Lamar	—	—	—	—	—	—	—	—	—	—	1	—	1
Lawrence ++	—	—	1	—	—	—	—	—	—	—	—	—	1
Lehigh	—	—	—	—	—	—	—	—	1	—	—	25	26
Lock Haven +	—	—	—	—	—	—	—	—	—	—	—	9	9
Long Beach St.	—	—	—	—	1	—	—	9	—	3	3	—	16
La.-Lafayette	2	—	—	—	—	—	—	—	—	2	2	—	6
La.-Monroe	—	—	—	—	—	—	—	—	—	3	4	—	7
LSU	11	—	—	2	2	—	—	2	1	10	33	—	61
Louisiana Tech	—	—	—	—	—	—	—	—	—	—	1	—	1
Loyola Marymount	—	—	—	—	—	—	—	—	—	—	1	—	1
Loyola (Ill.)	—	1	—	—	—	—	—	—	—	—	—	—	1
Loyola (La.) +++	3	—	—	—	—	—	—	—	—	—	—	—	3
Maine	—	—	—	—	—	—	1	—	—	—	—	—	1
Manhattan	—	—	—	—	—	—	—	—	—	7	3	—	10
Marquette	—	—	—	—	—	—	—	—	—	—	13	—	13
Maryland	5	—	—	—	—	—	—	—	—	5	3	2	15
MIT ++	—	—	1	—	—	—	—	—	—	—	—	—	1
McNeese St.	—	—	—	—	—	—	—	—	—	1	—	—	1
Memphis	—	—	—	1	—	—	—	—	—	1	2	—	4
Miami (Fla.)	3	—	—	—	—	—	—	26	6	1	1	—	37
Miami (Ohio)	—	—	—	—	—	—	—	1	—	4	2	—	7
Michigan	—	—	—	3	25	—	—	148	2	7	32	18	235
Michigan St.	16	1	—	—	18	—	—	22	—	5	11	24	97
Middle Tenn.	—	—	—	—	—	—	—	—	—	3	1	—	4
Middlebury++	—	—	—	—	—	—	9	—	—	—	—	—	9
Minnesota	3	—	—	2	15	—	—	16	—	3	9	15	63

	Boxing	Cross Country	Fencing	Golf	Gymnastics	Rifle	Skiing	Swimming	Tennis	Indoor Track	Outdoor Track	Wrestling	Totals
Mississippi	1	—	—	—	—	—	—	—	1	3	4	—	9
Mississippi Col. ++	—	—	—	—	—	—	—	—	—	1	2	—	3
Mississippi St.	1	—	—	—	—	—	—	—	1	3	5	—	10
Mississippi Val.	—	—	—	—	—	—	—	—	—	2	—	—	2
Missouri	—	—	—	—	—	—	—	—	—	3	14	—	17
Montana	—	—	—	—	—	—	1	—	—	1	4	—	6
Montana St.	—	—	—	—	—	—	2	—	—	—	2	—	4
Montclair St. ++	—	—	—	—	—	—	—	—	—	—	—	1	1
Morgan St.	—	—	—	—	—	—	—	—	—	2	10	—	12
Mt. St. Mary's	—	—	—	—	—	—	—	—	—	—	2	—	2
Murray St.	—	—	—	—	—	6	—	—	—	1	—	—	7
Navy	—	—	10	—	9	1	—	8	1	3	4	3	39
Nebraska	—	—	—	—	42	1	—	1	—	12	14	7	77
Nevada	2	—	—	—	—	1	5	—	—	1	5	—	14
UNLV	—	—	—	1	—	—	—	—	2	—	—	—	3
New Hampshire	1	—	—	—	—	—	6	—	—	—	1	—	8
Col. of New Jersey ++	—	—	—	—	—	—	—	—	—	—	—	1	1
New Mexico	—	—	—	—	17	—	7	—	—	3	6	—	33
New York U. ++	—	—	29	—	—	—	—	—	—	—	12	—	41
North Carolina	—	1	1	2	—	—	—	4	—	6	4	5	23
N.C. A&T	1	—	—	—	—	—	—	—	—	—	—	—	1
N.C. Central +	—	—	—	—	—	—	—	—	—	—	5	—	5
North Carolina St.	—	—	—	—	—	—	—	6	—	—	2	4	12
North Dakota +	1	—	—	—	—	—	—	—	—	—	—	—	1
Northeastern	—	—	—	—	—	—	—	—	—	—	1	—	1
Northern Colo. +	—	—	—	—	—	—	—	—	—	—	—	2	2
Northern Ill.	—	—	—	—	5	—	—	—	—	—	—	1	6
Northern Iowa	—	—	—	—	—	—	—	—	—	1	1	21	23
Northern Mich. +	—	—	—	—	—	—	3	—	—	—	—	—	3
Northwest Mo. St. +	—	—	—	—	—	—	—	—	—	—	1	—	1
Northwestern	—	—	1	1	—	—	—	26	—	—	12	6	46
Northwestern St.	—	—	—	—	—	—	—	—	—	1	1	—	2
Norwich ++	—	—	—	—	—	1	1	—	—	—	—	—	2
Notre Dame	—	2	14	—	—	—	—	—	—	2	15	—	33
Oberlin ++	—	—	—	—	—	—	—	—	—	—	1	—	1
Occidental ++	—	—	—	—	—	—	—	—	1	—	6	—	7
Ohio	—	1	—	—	—	—	—	—	—	1	4	4	10
Ohio St.	—	—	3	5	22	—	—	117	—	2	43	10	202
Ohio Wesleyan ++	—	1	—	—	—	—	—	—	—	—	1	—	2
Oklahoma	—	—	—	2	15	—	—	2	—	12	11	64	106
Okla. Baptist +++	—	—	—	—	—	—	—	—	—	—	1	—	1
Oklahoma St.	—	—	—	7	—	—	—	—	—	6	10	124	147
Oregon	—	4	—	—	2	—	—	1	—	—	48	1	56
Oregon St.	—	1	—	—	—	—	—	—	—	2	17	12	32
Pacific (Cal.)	—	—	—	—	—	—	—	—	—	—	1	—	1
Pacific Lutheran ++	—	—	—	—	—	—	—	—	—	—	2	—	2
Pennsylvania	—	—	14	—	—	—	—	—	6	—	5	3	28
Penn St.	7	—	15	—	46	—	—	—	—	2	18	20	108
Pepperdine	—	—	—	—	—	—	—	—	3	—	—	—	3
Phila. Osteo.	—	—	—	—	—	—	—	—	1	—	—	—	1
Pittsburg St. +	—	—	—	—	—	—	—	—	—	—	1	—	1
Pittsburgh	—	—	—	—	2	—	—	—	—	6	12	15	35
Pitt.-Johnstown +	—	—	—	—	—	—	—	—	—	—	—	3	3
Portland St.	—	—	—	—	—	—	—	—	—	—	—	2	2
Prairie View	—	—	—	—	—	—	—	—	—	2	—	—	2
Princeton	—	—	7	7	—	—	—	22	10	3	2	1	52
Providence	—	1	—	—	—	—	—	—	—	4	—	—	5
Purdue	—	—	—	2	—	—	—	1	—	1	4	4	12
Redlands ++	—	—	—	—	—	—	—	—	—	—	2	—	2
Rhode Island	—	2	—	—	—	—	—	—	—	1	4	—	7
Rice	—	—	—	—	—	—	—	—	4	4	19	—	27
Richmond	—	—	—	—	—	—	—	—	—	2	—	—	2
Rowan ++	—	—	—	—	—	—	—	—	—	—	1	—	1
Rutgers	—	—	5	—	—	—	—	13	—	2	1	—	21
Sacramento St.	3	—	—	—	—	—	—	—	—	—	—	—	3
St. John's (N.Y.)	—	—	10	—	—	—	—	—	—	—	2	—	12
San Diego St.	—	—	—	—	—	—	—	—	—	—	8	—	8
San Francisco	—	—	1	—	—	—	—	—	1	—	—	—	2
San Jose St.	17	—	1	2	—	—	—	—	1	3	24	—	48
Seton Hall	—	—	—	—	—	—	—	—	—	4	1	—	5
Slippery Rock +	—	—	—	—	—	—	—	—	—	—	—	1	1
South Ala.	—	1	—	—	—	—	—	—	—	2	—	—	3
South Carolina	—	—	—	—	—	—	—	—	—	8	8	—	16
South Fla.	—	—	—	—	—	2	—	—	—	—	2	—	4
Southeast Mo. St.	—	—	—	—	—	—	—	—	—	1	—	—	1
Southern California	—	1	—	3	24	—	—	108	33	13	108	—	290
Southern Conn. St. +	—	—	—	—	2	—	—	—	—	—	—	—	2
Southern Ill.	—	—	—	—	15	—	—	—	—	3	7	2	27

	Boxing	Cross Country	Fencing	Golf	Gymnastics	Rifle	Skiing	Swimming	Tennis	Indoor Track	Outdoor Track	Wrestling	Totals
Southern Methodist	—	—	—	—	—	—	—	28	—	20	26	—	74
Southern U.	—	—	—	—	—	—	—	—	—	3	3	—	6
Southwest Tex. St.	—	—	—	—	—	—	—	—	—	—	2	—	2
Southwestern Okla. +	—	—	—	—	—	—	—	—	—	—	—	2	2
Springfield ++	—	—	—	—	2	—	—	—	—	—	—	—	2
Stanford	—	—	11	2	18	—	—	130	26	5	41	—	233
Syracuse	8	—	—	—	6	—	—	—	—	—	—	7	21
Temple	1	—	1	—	13	—	—	—	—	—	—	2	17
Tennessee	—	—	—	—	—	—	—	41	2	20	32	1	96
Tenn.-Martin	—	—	—	—	—	1	—	—	—	—	—	—	1
Tennessee St.	—	—	—	—	—	—	—	—	—	—	1	—	1
Tennessee Tech	—	—	—	—	—	5	—	—	—	—	—	—	5
Texas	—	1	—	6	—	—	—	82	9	5	32	—	135
Texas-Arlington	—	—	—	—	—	—	—	3	—	1	1	—	5
UTEP	—	3	—	—	—	1	—	—	—	38	42	—	84
Texas A&M	—	—	—	—	—	—	—	—	—	11	18	—	29
TCU	—	—	—	—	—	—	—	—	1	2	11	—	14
Texas Southern	—	—	—	—	—	—	—	—	—	—	1	—	1
Toledo	—	—	—	—	—	—	—	—	—	1	—	2	3
Trinity (Conn.) ++	—	—	—	—	—	—	—	—	1	—	—	—	1
Trinity (Tex.) ++	—	—	—	—	—	—	—	—	3	—	—	—	3
Truman +	—	—	—	—	—	—	—	—	—	2	1	—	3
Tufts ++	—	—	—	—	—	—	—	—	—	—	1	—	1
Tulane	1	—	—	3	—	—	—	—	10	—	—	—	14
Tuskegee +	—	—	—	—	—	—	—	—	—	—	2	—	2
UCLA	—	1	—	—	28	—	—	41	20	8	61	1	160
Utah	—	—	—	—	—	—	55	1	1	—	3	—	60
Utah St.	—	—	—	1	—	—	—	—	—	2	3	—	6
Vermont	—	—	—	—	—	—	49	—	—	—	—	—	49
Villanova	—	1	—	—	—	—	—	1	—	36	33	—	71
Virginia	6	—	—	1	—	—	—	3	—	1	2	—	13
Virginia Union +	—	—	—	—	—	—	—	—	—	—	1	—	1
Wake Forest	—	—	—	3	—	—	—	—	—	—	2	—	5
Washington	—	—	—	—	6	—	2	12	2	5	19	2	48
Washington St.	14	7	—	—	—	—	1	—	—	20	35	—	77
Wayne St. (Mich.) +	—	—	21	—	—	—	—	3	—	—	3	—	27
Waynesburg ++	—	—	—	—	—	—	—	—	—	—	—	3	3
Weber St.	—	—	—	—	—	—	—	—	—	1	2	—	3
Wesleyan (Conn.) ++	—	—	—	—	—	—	—	1	—	—	—	—	1
West Chester +	—	—	—	—	—	—	—	—	—	—	1	—	1
West Virginia	3	—	—	—	—	16	—	—	—	1	—	3	23
Western Ill.	—	—	—	—	1	—	—	—	—	—	—	1	2
Western Ky.	—	2	—	—	—	—	—	—	—	2	2	—	6
Western Md. ++	1	—	—	—	—	—	—	—	—	—	—	—	1
Western Mich.	—	—	—	—	—	—	—	—	—	—	2	1	3
Western St. +	—	—	—	—	—	—	8	—	—	—	—	—	8
Wheaton (Ill.) ++	—	—	—	—	—	—	—	—	—	—	1	—	1
Wichita St.	—	—	—	—	—	—	—	—	—	1	2	—	3
William & Mary	—	—	—	—	1	—	—	—	2	2	—	—	5
Williams ++	—	—	—	—	—	—	—	3	—	—	—	—	3
Winston-Salem +	—	—	—	—	—	—	—	—	—	—	1	—	1
Wisconsin	38	2	—	—	1	—	—	2	—	9	16	17	85
Wyoming	—	—	—	—	—	—	19	—	—	2	—	1	22
Xavier	—	—	—	—	—	1	—	—	—	—	—	—	1
Yale	—	—	3	13	2	—	—	60	20	—	5	2	105

Summary

DIVISION II

2002-03 Championships

Highlights

Abilene Christian was the only school to win two sports, taking both indoor and outdoor track and field. Those victories moved the Wildcats into a first-place tie with Cal State Bakersfield in team titles with 24 apiece. Four schools won team titles for the first time in any sport – Francis Marion (golf), Grand Valley State (football), Sonoma State (soccer) and Northeastern State (basketball).

Individually, Southern Connecticut State led the way with seven wins in swimming, followed by three schools with five each. Abilene Christian claimed three outdoor track and field titles, one cross country title and, one indoor track title to cut Cal State Bakersfield's lead in that category from 10 to nine and maintain its second-place standing. The other schools to win five individual crowns were Drury (all in swimming) and Western State, which won two championships in indoor track and field, and three in outdoor track and field. Pfeiffer and Western Oregon claimed their first individual titles in any sport, Pfeiffer's coming in golf and Western Oregon's in outdoor track and field. California State Bakersfield won its first indoor track championship as did Minnesota State Moorhead.

Photo by Scott Rovak/NCAA Photos

Bernard Manirakiza of Abilene Christian (24) claims the 1500-meter run at the 2003 Division II Outdoor Championships. He also won the 800-meter run.

Championships History

Top Winners

School	Team Titles
1. Cal St. Bakersfield	24
Abilene Christian	24
3. Cal Poly +	20
Fla. Southern	20
5. Cal St. Northridge +	18

School	Individual Titles
1. Cal St. Bakersfield	144
2. Abilene Christian	135
3. St. Augustine's	114
4. Oakland +	109
5. Cal St. Northridge +	102

+ Now a Division I school.

Most Titles (One Sport)

School, Sport	Team Titles
1. Abilene Christian, Outdoor Track and Field	13
2. Cal St. Bakersfield, Swimming and Diving	12
3. Fla. Southern, Golf	11
4. Abilene Christian, Indoor Track and Field	10
5. Cal St. Northridge, Swimming and Diving +	9
St. Augustine's, Outdoor Track and Field	9

School, Sport	Individual Titles
1. Oakland, Swimming and Diving +	109
2. Cal St. Bakersfield, Swimming and Diving	102
3. Abilene Christian, Outdoor Track and Field	88
4. St. Augustine's, Outdoor Track and Field	69
5. Cal St. Northridge, Swimming and Diving +	67

+ Now a Division I school.

Team Championships

(Note: Each school involved in a tie is credited with one championship. The gymnastics championships began in 1968 and were discontinued after the 1984 championships. Lacrosse was discontinued from 1982-92 before becoming reinstated. Ice Hockey was discontinued in 2000.)

+Division I school. ++Division III school. +++ NAIA school.

	Baseball	Basketball	Cross Country	Football	Golf	Gymnastics	Ice Hockey	Lacrosse	Soccer	Swimming	Tennis	Indoor Track	Outdoor Track	Wrestling	Totals
Abilene Christian	—	—	—	—	1	—	—	—	—	—	—	10	13	—	24
Adams St.	—	—	4	—	—	—	—	—	—	—	—	—	—	—	4
Adelphi	—	—	—	—	—	—	—	7	1	—	—	—	—	—	8
Alabama A&M +	—	—	—	—	—	—	—	—	2	—	—	—	—	—	2
Ala.-Huntsville	—	—	—	—	—	—	2	—	—	—	—	—	—	—	2
Baltimore +++	—	—	—	—	—	—	—	—	1	—	—	—	—	—	1
Bemidji St.	—	—	—	—	—	—	5	—	—	—	—	—	—	—	5
BYU-Hawaii	—	—	—	—	—	—	—	—	—	—	2	—	—	—	2
Bucknell +	—	—	—	—	—	—	—	—	—	1	—	—	—	—	1
C.W. Post	—	—	—	—	—	—	—	1	—	—	—	—	—	—	1
UC Davis	—	1	—	—	1	—	—	—	—	—	1	—	—	—	3
UC Irvine +	2	—	2	—	1	—	—	—	—	3	6	—	1	—	15
UC Riverside +	2	—	—	—	—	—	—	—	—	—	—	—	—	—	2
UC Santa Barb. +	—	—	—	—	—	—	—	—	—	1	—	—	—	—	1
Cal Poly +	1	—	2	1	—	—	—	—	—	—	2	—	6	8	20
Cal Poly Pomona	3	—	1	—	—	—	—	—	—	—	—	—	—	—	4
Cal St. Bakersfield	—	3	—	—	—	—	—	—	1	12	—	—	—	8	24
Cal St. Chico	2	—	—	—	1	—	—	—	—	3	—	—	—	—	6
Cal St. Dom. Hills	—	—	—	—	—	—	—	—	1	—	—	—	—	—	1
Cal St. Fullerton +	—	—	1	—	—	3	—	—	—	—	—	—	—	—	4
Cal St. Hayward ++	—	—	—	—	—	—	—	—	—	—	—	—	1	—	1
Cal St. Los Angeles	—	—	—	—	—	—	—	—	—	—	3	—	1	—	4
Cal St. Northridge +	2	—	—	—	3	2	—	—	—	9	1	—	1	—	18
Central Mich. +	—	—	—	1	—	—	—	—	—	—	—	—	—	—	1
Central Mo. St.	2	1	—	—	—	—	—	—	—	—	—	—	—	—	3
Central Okla.	—	—	—	—	—	—	—	—	—	—	—	—	—	6	6
Central St. (Ohio) +++	—	—	2	—	—	—	—	—	—	—	—	—	—	—	2
Chapman ++	1	—	—	—	—	—	—	—	—	—	3	—	—	—	4
Chattanooga +	—	1	—	—	—	—	—	—	—	—	—	—	—	—	1
Cheyney	—	1	—	—	—	—	—	—	—	—	—	—	—	—	1
Columbus St.	1	—	—	—	6	—	—	—	—	—	—	—	—	—	7
Cortland St. ++	—	—	—	—	—	—	—	1	—	—	—	—	—	—	1
Delaware +	—	—	—	1	—	—	—	—	—	—	—	—	—	—	1
Delta St.	—	—	—	1	—	—	—	—	—	—	—	—	—	—	1
Dist. Columbia	—	1	—	—	—	—	—	—	—	—	—	—	—	—	1
Drury	—	—	—	—	—	—	—	—	—	2	—	—	—	—	2
East Stroudsburg	—	—	—	—	—	2	—	—	—	—	—	—	—	—	2
Eastern Ill. +	—	—	3	1	—	—	—	—	—	—	—	—	1	—	5
Eastern Mich. +	—	—	1	—	—	—	—	—	—	1	—	—	1	—	3
Eastern Wash. +	—	—	1	—	—	—	—	—	—	—	—	—	—	—	1
Edinboro	—	—	4	—	—	—	—	—	—	—	—	—	—	—	4
Emporia St.	—	—	1	—	—	—	—	—	—	—	—	—	—	—	1
Evansville +	—	5	—	—	—	—	—	—	—	—	—	—	—	—	5
Fla. Southern	8	1	—	—	11	—	—	—	—	—	—	—	—	—	20
Florida Int'l +	—	—	—	—	—	—	—	—	2	—	—	—	—	—	2
Florida Tech	—	—	—	—	—	—	—	—	2	—	—	—	—	—	2
Fort Hays St.	1	—	—	—	—	—	—	—	—	—	—	—	—	—	1
Francis Marion	—	—	—	—	1	—	—	—	—	—	—	—	—	—	1
Fresno St. +	—	—	—	—	—	—	—	—	—	—	1	—	1	—	2
Grand Canyon	—	—	—	—	—	—	—	—	1	—	—	—	—	—	1
Grand Valley St.	—	—	—	1	—	—	—	—	—	—	—	—	—	—	1
Hampton +	—	—	—	—	—	—	—	—	—	—	2	—	—	—	2
Hobart ++	—	—	—	—	—	—	—	2	—	—	—	—	—	—	2
Humboldt St.	—	—	1	—	—	—	—	—	—	—	—	—	—	—	1
Ill.-Chicago +	—	—	—	—	—	2	—	—	—	—	—	—	—	—	2
Illinois St. +	1	—	—	—	—	—	—	—	—	—	—	—	—	—	1
Jacksonville St. +	2	1	—	1	—	—	—	—	—	—	—	—	—	—	4
Kennesaw St.	1	—	—	—	—	—	—	—	—	—	—	—	—	—	1
Kentucky St.	—	—	1	—	—	—	—	—	—	—	—	—	1	—	2
Ky. Wesleyan	—	8	—	—	—	—	—	—	—	—	—	—	—	—	8
Lamar +	—	—	—	—	2	—	—	—	—	—	—	—	—	—	2
Lander	—	—	—	—	—	—	—	—	—	—	8	—	—	—	8
Lehigh +	—	—	—	1	—	—	—	—	—	—	—	—	—	—	1
Limestone	—	—	—	—	—	—	—	2	—	—	—	—	—	—	2
Lock Haven	—	—	—	—	—	—	—	—	1	—	—	—	—	—	1
Long Beach St. +	—	—	—	—	—	—	—	—	—	1	1	—	1	—	3
Louisiana Tech +	—	—	—	1	—	—	—	—	—	—	—	—	—	—	1
Loyola (Md.) +	—	—	—	—	—	—	—	—	1	—	—	—	—	—	1
Mass.-Lowell	—	1	1	—	—	—	3	—	—	—	—	—	—	—	5
UMBC +	—	—	—	—	—	—	—	2	—	—	—	—	—	—	2
Md.-East. Shore +	—	—	—	—	—	—	—	—	—	—	—	—	1	—	1
Merrimack	—	—	—	—	—	—	1	—	—	—	—	—	—	—	1
Metro St.	—	2	—	—	—	—	—	—	—	—	—	—	—	—	2

	Baseball	Basketball	Cross Country	Football	Golf	Gymnastics	Ice Hockey	Lacrosse	Soccer	Swimming	Tennis	Indoor Track	Outdoor Track	Wrestling	Totals
Middle Tenn. +	—	—	—	—	1	—	—	—	—	—	—	—	—	—	1
Millersville	—	—	1	—	—	—	—	—	—	—	—	—	—	—	1
Minn. St. Mankato	—	—	1	—	—	—	1	—	—	—	—	—	—	1	3
Mississippi Col. ++	—	—	—	1	—	—	—	—	—	—	—	—	—	—	1
Mo.-St. Louis	—	—	—	—	—	—	—	—	1	—	—	—	—	—	1
Montana St. +	—	—	—	1	—	—	—	—	—	—	—	—	—	—	1
Morgan St. +	—	1	—	—	—	—	—	—	—	—	—	—	—	—	1
Mt. St. Mary's +	—	1	—	—	—	—	—	—	—	—	—	—	—	—	1
Neb.-Omaha	—	—	—	—	—	—	—	—	—	—	—	—	—	1	1
New Orleans +	—	—	—	—	2	—	—	—	—	—	—	—	—	—	2
NYIT	—	—	—	—	—	—	—	2	—	—	—	—	—	—	2
Norfolk St. +	—	—	—	—	—	—	—	—	—	—	—	—	2	—	2
North Ala.	—	2	—	3	—	—	—	—	—	—	—	—	—	—	5
N.C. Central	—	1	—	—	—	—	—	—	—	—	—	—	—	—	1
North Dakota	—	—	—	1	—	—	—	—	—	—	—	—	—	—	1
North Dakota St.	—	—	1	5	—	—	—	—	—	—	—	—	—	4	10
Northeastern St.	—	1	—	—	—	—	—	—	—	—	—	—	—	—	1
Northern Colo.	—	—	—	2	—	—	—	—	—	—	—	—	—	—	2
Northern Ill. +	—	—	1	—	—	—	—	—	—	—	—	—	—	—	1
Northern Iowa +	—	—	—	—	—	—	—	—	—	—	—	—	—	2	2
Northern Mich.	—	—	—	1	—	—	—	—	—	—	—	—	—	—	1
Northwest Mo. St.	—	—	—	2	—	—	—	—	—	—	—	—	—	—	2
Northwestern St. +	—	—	—	—	—	1	—	—	—	—	—	—	—	—	1
Oakland +	—	—	—	—	—	—	—	—	—	5	—	—	—	—	5
Old Dominion +	—	1	—	—	—	—	—	—	—	—	—	—	—	—	1
Philadelphia U.	—	1	—	—	—	—	—	—	—	—	—	—	—	—	1
Pittsburg St.	—	—	—	1	—	—	—	—	—	—	—	—	—	—	1
Pitt.-Johnstown	—	—	—	—	—	—	—	—	—	—	—	—	—	2	2
Portland St. +	—	—	—	—	—	—	—	—	—	—	—	—	—	3	3
Puget Sound ++	—	1	—	—	—	—	—	—	—	—	—	—	—	—	1
Roanoke ++	—	1	—	—	—	—	—	1	—	—	—	—	—	—	2
Rochester Inst. ++	—	—	—	—	—	—	1	—	—	—	—	—	—	—	1
Rollins	—	—	—	—	2	—	—	—	—	—	4	—	—	—	6
Sacred Heart +	—	1	—	—	—	—	—	—	—	—	—	—	—	—	1
St. Augustine's	—	—	—	—	—	—	—	—	—	—	—	8	9	—	17
St. Mary's (Tex.)	1	—	—	—	—	—	—	—	—	—	—	—	—	—	1
St. Michael's	—	—	—	—	—	—	1	—	—	—	—	—	—	—	1
San Diego +	—	—	—	—	—	—	—	—	—	—	2	—	—	—	2
San Diego St. +	—	—	3	—	—	—	—	—	—	2	—	—	2	—	7
San Fran. St.	—	—	—	—	—	—	—	—	—	—	—	—	—	1	1
Seattle Pacific	—	—	—	—	—	—	—	—	5	—	—	—	—	—	5
Sonoma St.	—	—	—	—	—	—	—	—	1	—	—	—	—	—	1
SIU Edwardsville	—	—	—	—	—	—	—	—	1	—	7	—	—	3	11
South Dakota	—	1	1	—	—	—	—	—	—	—	—	—	—	—	2
South Dakota St.	—	1	5	—	—	—	—	—	—	—	—	—	—	—	6
Southeast Mo. St. +	—	—	1	—	—	—	—	—	—	—	—	1	—	—	2
Southeastern Okla.	1	—	—	—	—	—	—	—	—	—	—	—	—	—	1
Southern Conn. St.	—	—	—	—	—	3	—	—	6	—	—	—	—	—	9
Southern Ill. +	—	—	1	—	1	—	—	—	—	—	1	—	—	—	3
Southern Ind.	—	1	—	—	—	—	—	—	—	—	—	—	—	—	1
Southern N.H.	—	—	—	—	—	—	—	—	1	—	—	—	—	—	1
Southwest Mo. St. +	—	—	1	—	1	—	—	—	—	—	—	—	—	—	2
Southwest Tex. St. +	—	—	—	2	1	—	—	—	—	—	—	—	—	—	3
Springfield ++	—	—	—	—	—	1	—	1	—	—	—	—	—	—	2
Tampa	3	—	—	—	2	—	—	—	3	—	—	—	—	—	8
Troy St. +	2	—	—	2	3	—	—	—	—	—	—	—	—	—	7
Valdosta St.	1	—	—	—	—	—	—	—	—	—	—	—	—	—	1
Virginia Union	—	2	—	—	—	—	—	—	—	—	—	—	—	—	2
West Fla.	—	—	—	—	1	—	—	—	—	—	—	—	—	—	1
Western St.	—	—	5	—	—	—	—	—	—	—	—	—	—	2	7
Wheaton (Ill.) ++	—	1	—	—	—	—	—	—	—	—	—	—	—	—	1
Winston-Salem	—	1	—	—	—	—	—	—	—	—	—	—	—	—	1
Wis.-Oshkosh ++	—	—	—	—	—	3	—	—	—	—	—	—	—	—	3
Wittenberg ++	—	1	—	—	—	—	—	—	—	—	—	—	—	—	1
Wright St. +	—	1	—	—	—	—	—	—	—	—	—	—	—	—	1

Individual Championships

(Note: Each school is credited with one championship for each competitor involved in a tie; the individual championship that has been discontinued is gymnastics [1968-84].)
+Division I school. ++Division III school. +++ NAIA school.

	Cross Country	Golf	Gymnastics	Swimming	Tennis	Indoor Track	Outdoor Track	Wrestling	Totals
Abilene Christian	2	1	—	—	—	44	88	—	135
Adams St.	2	—	—	—	—	4	9	2	17
Adelphi	—	—	—	—	—	—	13	—	13
Alabama A&M +	—	—	—	—	—	—	1	—	1
Albany (N.Y.) +	—	—	—	—	—	—	—	2	2
Albany St. (Ga.)	—	—	—	—	—	—	2	—	2
Albright ++	—	—	—	—	—	—	1	—	1
American +	—	—	—	1	—	—	4	—	5
Amherst ++	—	—	—	5	—	—	—	—	5
Angelo St.	—	—	—	—	—	2	24	—	26
Aquinas +++	—	1	—	—	—	—	—	—	1
Ark.-Little Rock +	—	1	—	—	—	—	—	—	1
Armstrong Atlantic	—	—	—	—	2	—	—	—	2
Ashland	—	1	—	7	—	8	13	3	32
Augustana (Ill.) ++	—	—	—	—	—	—	—	1	1
Augustana (S.D.)	—	—	—	—	—	4	1	8	13
Ball St. +	—	—	—	—	—	—	1	—	1
Bates ++	—	—	—	—	—	—	2	—	2
Binghamton +	—	—	—	—	—	1	—	—	1
Bloomsburg	—	—	—	—	1	—	—	3	4
Bowdoin ++	—	—	—	—	—	—	3	—	3
Brockport St. ++	—	—	—	—	—	—	—	2	2
Bucknell +	—	—	—	9	—	—	—	—	9
C.W. Post	1	—	—	—	—	3	7	—	11
UC Davis	—	—	—	31	4	1	11	—	47
UC Irvine +	2	1	—	43	7	—	8	—	61
UC Riverside +	—	2	—	1	—	1	7	—	11
UC Santa Barb. +	—	—	—	7	1	—	4	—	12
Cal Poly +	2	—	—	7	1	1	47	18	76
Cal Poly Pomona	—	—	—	—	1	—	8	—	9
Cal St. Bakersfield	—	—	—	102	—	1	11	30	144
Cal St. Chico	—	—	4	33	—	—	4	—	41
Cal St. Fullerton +	1	2	3	2	—	—	5	—	13
Cal St. Hayward ++	—	—	—	1	—	—	15	—	16
Cal St. Los Angeles	—	—	—	3	5	5	18	—	31
Cal St. Northridge +	—	3	13	67	2	—	17	—	102
Cal St. San B'dino	—	1	—	—	—	—	—	—	1
Cal St. Stanislaus	—	—	—	—	—	—	3	—	3
Calif. (Pa.)	1	—	—	—	—	—	2	2	5
Carson-Newman	—	—	—	—	—	—	—	1	1
Case Reserve ++	—	—	—	—	—	—	1	—	1
Catholic ++	—	—	—	4	—	—	2	—	6
Central Conn. St. +	—	1	—	—	—	—	6	—	7
Central Mo. St.	1	—	—	—	—	7	13	4	25
Central Okla.	—	1	—	—	—	1	—	32	34
Central St. (Ohio) +++	1	—	—	—	—	—	2	—	3
Chadron St.	—	—	—	—	—	1	—	—	1
Chapman ++	—	—	—	—	2	—	2	—	4
Chattanooga +	—	—	—	—	1	—	—	6	7
Chicago St. +	—	—	—	2	—	—	—	—	2
Clarion	—	—	—	26	—	—	—	3	29
Cleveland St. +	—	—	—	—	—	—	1	—	1
Coast Guard ++	—	—	—	—	—	—	1	—	1
Colorado Mines	—	—	—	2	—	—	1	7	10
Colorado St. Pueblo	—	—	—	—	—	—	2	3	5
Columbus St.	—	5	—	—	—	—	—	—	5
Concordia-M'head ++	—	—	—	—	—	—	1	—	1
Cornell College ++	—	—	—	—	—	—	—	1	1
Cortland St. ++	1	—	4	—	—	—	2	—	7
Delta St.	—	—	—	1	—	—	—	—	1
Denver +	—	—	—	2	—	—	—	—	2
Drury	—	—	—	55	—	—	—	—	55
East Caro. +	—	—	—	4	—	—	—	—	4
East Stroudsburg	—	—	7	—	—	—	3	2	12
East Tenn. St. +	—	1	—	—	—	—	2	—	3
Eastern Ill. +	—	—	2	10	—	—	9	7	28
Eastern Ky. +	—	—	—	—	—	—	3	—	3
Eastern Mich. +	—	—	—	4	—	—	8	—	12
Eastern Wash. +	—	—	—	—	—	—	2	—	2
Edinboro	3	—	—	—	—	1	3	5	12
Emporia St.	3	—	—	—	—	—	1	—	4
Evansville +	—	—	—	2	—	—	—	—	2
Fayetteville St.	—	—	—	—	—	—	1	—	1
Ferris St.	—	—	—	—	1	1	2	—	4

	Cross Country	Golf	Gymnastics	Swimming	Tennis	Indoor Track	Outdoor Track	Wrestling	Totals
Findlay	—	—	—	—	—	—	—	2	2
Fisk ++	—	—	—	—	—	—	1	—	1
Fla. Atlantic +	—	—	—	1	—	—	—	—	1
Fla. Southern	—	6	—	—	—	—	—	—	6
Florida A&M +	—	—	—	—	—	—	1	—	1
Fort Hays St.	—	—	—	—	—	2	2	—	4
Frank. & Marsh. ++	—	—	—	—	—	—	—	4	4
Fresno St. +	—	—	—	—	1	—	6	3	10
Gannon	—	—	—	—	—	—	—	1	1
Gardner-Webb	—	—	—	—	—	—	1	—	1
Gettysburg	—	—	—	—	—	—	—	2	2
Grand Valley St.	—	—	—	—	—	1	—	3	4
Hamilton ++	—	—	—	3	—	—	—	—	3
Hampton +	—	—	—	—	2	2	5	—	9
Haverford ++	—	—	—	—	—	—	1	—	1
Howard +	—	—	—	—	—	—	1	—	1
Humboldt St.	1	—	—	1	—	—	8	2	12
Ill.-Chicago +	—	—	13	3	—	—	2	—	18
Illinois St. +	—	—	—	—	—	—	—	2	2
Indiana (Pa.)	—	—	—	1	—	—	7	—	8
Indiana St. +	—	—	1	1	—	—	1	—	3
Indianapolis	—	—	—	7	—	1	9	—	17
Jacksonville St. +	—	—	1	—	—	—	—	1	2
Johns Hopkins ++	—	—	—	10	—	—	—	—	10
Johnson Smith	—	—	—	—	—	—	2	—	2
Keene St. ++	1	—	—	—	—	—	—	—	1
Kentucky St.	—	—	—	—	—	—	8	—	8
Kenyon ++	—	—	—	8	—	—	—	—	8
Kutztown	—	—	—	—	—	1	—	—	1
La Salle +	—	—	—	1	—	—	—	—	1
Lake Superior St.	—	—	—	—	—	—	—	3	3
Lamar +	—	1	—	—	1	—	1	—	3
Lander	—	—	—	—	1	—	—	—	1
Lewis	2	—	—	—	—	6	8	—	16
Liberty +	—	—	—	—	—	—	—	1	1
Lincoln (Mo.)	—	—	—	—	—	5	6	—	11
Lock Haven	—	—	—	—	—	—	2	—	2
Long Beach St. +	—	—	1	18	2	—	8	—	29
La.-Lafayette +	—	—	—	—	—	—	2	—	2
Loras ++	2	—	—	—	—	—	—	—	2
Loyola (Ill.) +	—	—	—	—	—	—	2	—	2
Luther ++	1	—	—	—	—	—	2	—	3
Lycoming ++	—	—	—	—	—	—	—	2	2
MacMurray ++	—	—	—	—	—	—	—	1	1
Maritime (N.Y.) ++	—	—	—	—	—	—	—	1	1
Mass.-Boston ++	—	—	—	—	—	—	1	—	1
Mass.-Lowell	—	—	1	1	—	—	1	—	3
McDaniel	—	—	—	—	—	—	1	—	1
Md.-East. Shore +	—	—	—	—	—	—	6	—	6
Metro St.	—	—	—	3	—	—	—	—	3
Middle Tenn. +	—	2	—	—	—	—	—	—	2
Millersville	—	—	—	—	—	—	1	—	1
Minn. Duluth	—	—	—	—	—	1	1	—	2
Minn. St. Mankato	—	—	—	—	—	3	3	18	24
Minn. St. Moorhead	—	—	—	—	—	1	—	1	2
Mississippi Col. ++	—	—	—	—	—	—	6	—	6
Mo.-Rolla	—	—	—	3	—	—	—	—	3
Mo. Southern St.	—	—	—	—	—	2	—	—	2
Monmouth +	—	—	—	2	—	—	1	—	3
Montana +	—	—	—	—	—	—	—	1	1
Montclair St. ++	—	—	—	—	—	—	1	—	1
Morehouse	—	—	—	—	—	4	7	—	11
Morgan St. +	—	—	—	—	—	—	7	4	11
Morningside	—	—	—	—	—	1	3	—	4
Mt. St. Mary's +	1	—	—	—	—	5	18	—	24
Neb.-Kearney	—	—	—	—	—	—	1	2	3
Neb.-Omaha	—	—	—	—	—	—	—	18	18
Nevada +	—	—	—	—	—	—	2	—	2
New Orleans +	—	1	—	—	—	—	—	—	1
NYIT	—	—	—	—	—	12	12	—	24
Norfolk St. +	—	—	—	—	—	1	13	—	14
UNC Pembroke	1	—	—	—	—	—	3	—	4
N.C. Central	—	—	—	—	—	3	14	—	17
North Dakota	1	—	—	5	—	3	5	3	17
North Dakota St.	5	—	—	—	—	3	7	30	45
Northern Colo.	—	—	2	2	—	1	8	7	20
Northern Ill. +	—	—	—	—	—	—	1	1	2
Northern Iowa +	—	—	—	—	—	—	4	22	26
Northern Mich.	—	—	—	5	—	—	—	3	8
Northwest Mo. St.	—	—	—	—	—	1	4	2	7

	Cross Country	Golf	Gymnastics	Swimming	Tennis	Indoor Track	Outdoor Track	Wrestling	Totals
Northwestern St. +	—	—	7	—	—	—	—	—	7
Northwood	—	—	—	—	—	—	1	—	1
Oakland +	—	—	—	109	—	—	—	—	109
Oberlin ++	—	—	—	—	—	—	1	—	1
Occidental ++	—	—	—	—	—	—	5	—	5
Ohio Wesleyan ++	—	—	—	—	—	—	1	—	1
Old Dominion +	—	—	—	—	—	—	—	3	3
Oneonta St. ++	—	—	—	2	—	—	—	—	2
Oswego St. ++	—	—	—	—	—	—	1	1	2
Ouachita Baptist	—	—	—	8	—	—	—	—	8
Pacific (Cal.) +	—	—	—	3	—	—	—	—	3
Pepperdine +	—	—	—	—	—	—	2	—	2
Pfeiffer	—	1	—	—	—	—	—	—	1
Pittsburg St.	—	—	—	—	—	1	7	—	8
Pitt.-Johnstown	—	—	—	—	—	—	—	10	10
Portland St. +	1	1	—	—	—	—	2	24	28
Prairie View +	—	—	—	—	—	—	3	—	3
Puget Sound ++	—	—	—	20	—	—	1	—	21
Redlands ++	—	—	—	—	1	—	4	—	5
Rensselaer ++	—	—	—	1	—	—	—	—	1
Rollins	—	1	—	—	5	—	—	—	6
Sacramento St. +	—	1	—	—	—	—	4	—	5
Saginaw Valley	—	—	—	—	—	1	2	—	3
St. Augustine's	—	—	—	—	—	45	69	—	114
St. Cloud St.	—	—	2	—	—	1	4	1	8
St. Olaf ++	—	—	—	—	—	—	1	1	2
Salem Int'l	—	—	—	5	—	—	—	—	5
Samford +	—	—	—	—	1	—	—	—	1
San Diego +	—	—	—	—	4	—	—	—	4
San Diego St. +	—	—	—	6	—	—	8	—	14
San Fran. St.	—	—	—	—	—	—	2	11	13
San Jose St. +	—	—	—	2	—	—	—	—	2
Seattle Pacific	—	—	—	—	—	1	4	—	5
Shippensburg	—	—	—	13	—	1	3	—	17
Siena +	—	—	—	—	—	—	1	—	1
SIU-Edwardsville	—	—	—	—	12	—	—	19	31
Slippery Rock	—	—	—	—	—	—	1	5	6
South Dakota	—	—	—	2	—	4	—	—	6
South Dakota St.	2	—	—	—	—	2	6	21	31
South Fla. +	—	—	—	7	—	—	—	—	7
Southeast Mo. St. +	1	—	—	1	—	6	12	—	20
Southeastern La. +	—	—	—	—	—	—	3	—	
Southern Conn. St.	—	—	27	18	—	5	13	—	63
Southern Ill. +	—	—	—	—	—	—	—	7	7
Southern Ind.	1	—	—	—	—	1	1	—	3
Southern Ore. +++	—	—	—	1	—	—	—	—	1
Southern U. +	—	—	—	—	—	—	4	—	4
Southwest Minn. St.	—	—	—	—	—	—	—	1	1
Southwest Mo. St. +	—	—	—	—	—	—	3	—	3
Southwest Tex. St. +	—	—	—	—	1	—	—	—	1
Springfield ++	—	—	10	9	—	—	1	2	22
Stephen F. Austin +	—	1	—	—	3	—	—	—	4
Tampa	—	2	—	7	—	—	—	2	11
Tarleton St.	—	—	—	—	—	—	4	—	4
Tenn.-Martin +	—	—	—	—	2	—	—	—	2
Texas-Arlington +	—	—	—	10	—	—	2	—	12
Tex. A&M-Commerce	2	—	—	—	—	—	5	—	7
Tex. A&M-Kingsville	—	—	—	—	—	3	11	—	14
Texas Southern +	—	—	—	—	—	—	1	—	1
Trinity (Conn.) ++	—	—	—	2	—	—	—	—	2
Trinity (Tex.) ++	—	—	—	—	—	—	2	—	2
Troy St. +	—	1	—	—	—	—	—	—	1
Truman	1	—	—	—	—	—	9	1	11
Tuskegee	—	—	—	—	—	—	1	—	1
Valdosta St.	—	2	—	—	—	—	—	—	2
Valparaiso +	—	—	—	—	—	—	1	—	1
Virginia St.	—	—	—	—	—	—	7	—	7
Wabash ++	—	—	—	—	—	—	1	—	1
Wayne St. (Mich.)	—	—	—	1	—	—	1	—	2
Wayne St. (Neb.)	—	—	—	—	—	1	—	—	1
Weber St. +	—	—	—	—	—	—	1	—	1
Wesleyan (Conn.) ++	—	—	—	6	—	—	—	—	6
West Chester	—	—	—	4	—	—	—	1	5
West Fla.	—	1	—	—	—	—	—	—	1
West Liberty St.	—	—	—	—	—	—	—	3	3
Western Ill. +	—	—	—	—	—	—	6	2	8
Western Ore.	—	—	—	—	—	—	1	—	1
Western St.	2	—	—	1	—	6	11	9	29
Westmont +++	—	—	—	—	—	—	2	—	2

	Cross Country	Golf	Gymnastics	Swimming	Tennis	Indoor Track	Outdoor Track	Wrestling	Totals
Wheaton (Ill.) ++	—	—	1	2	—	—	—	1	4
Wheeling Jesuit	—	—	—	1	—	1	2	—	4
Widener ++	—	—	—	—	—	—	1	—	1
Wilkes ++	—	—	—	—	—	—	—	4	4
Winston-Salem	—	—	—	—	—	—	—	1	1
Wis.-Milwaukee +	—	—	—	—	—	—	1	—	1
Wis.-Oshkosh ++	—	—	22	—	—	—	—	—	22
Wis.-Parkside	—	—	—	—	—	—	—	2	2
Wis.-Platteville ++	—	—	1	—	—	—	—	—	1
Wis.-Stout ++	—	—	2	—	—	—	—	—	2
Wittenberg ++	—	—	—	—	—	—	1	—	1
Wright St. +	—	—	—	3	—	—	—	—	3
Youngstown St. +	—	—	—	1	—	—	—	—	1

Summary

DIVISION III

Photo by Marilyn Culler/NCAA Photos

Derek Toshner of Wis.-La Crosse crosses the finish line in the indoor 4x400 meter relay.

2002-03 Championships

Highlights

Wisconsin-La Crosse, the only school to win more than one championship, won indoor and outdoor track and field to increase its overall total to 22, trimming Kenyon's overall lead to two. Kenyon won swimming for the 24th time. Wisconsin-La Crosse indoor track has won 10 titles for sole possession of fifth place on the all-time list, passing Methodist golf. Chapman (baseball), Averett (golf) and Emory (tennis) won their first team titles of any kind. Williams won basketball for the first time.

In individual championships, Kenyon led the way with 15 titles, all coming in swimming. That performance increased the Lords' overall total in individual titles to 208. That total is more than four times that of second-place Lincoln (Pennsylvania) outdoor track and field. Averett (golf) and Wittenberg (outdoor track) won their first individual titles in any sport. Dubuque won its first golf individual championship, College of New Jersey won its first outdoor track event, Rose-Hulman took a swimming event for the first time, and Trinity (Tex.) won the individual cross country crown for the first time.

Championships History

Top Winners

School	Team Titles
1. Kenyon	24
2. Wis.-La Crosse	22
3. North Central	17
4. Cal St. Stanislaus	14
5. Hobart	13

School	Individual Titles
1. Kenyon	208
2. Lincoln (Pa.)	84
3. Wis.-La Crosse	63
4. UC San Diego +	50
5. Johns Hopkins	45

+ Now a Division II school.

Most Titles (One Sport)

School, Sport	Team Titles
1. Kenyon, Swimming and Diving	24
2. Hobart, Lacrosse *	13
3. Cal St. Stanislaus, Golf	12
North Central, Cross Country	12
5. Wis.-La Crosse, Indoor Track and Field	10

School, Sport	Individual Titles
1. Kenyon, Swimming and Diving	208
2. Lincoln (Pa.), Outdoor Track and Field	50
3. Johns Hopkins, Swimming and Diving	45
4. UC San Diego, Swimming and Diving +	41
5. Lincoln (Pa.), Indoor Track and Field	34

**School now competes in Division I in sport.*
+ Now a Division II school.

Team Championships

(Note: Each school involved in a tie is credited with one championship.)
+Division I school. ++Division II school. +++ NAIA school.

	Baseball	Basketball	Cross Country	Football	Golf	Ice Hockey	Lacrosse	Soccer	Swimming	Tennis	Indoor Track	Outdoor Track	Wrestling	Totals
Albion	—	—	—	1	—	—	—	—	—	—	—	—	—	1
Allegheny	—	—	—	1	1	—	—	—	—	—	—	—	—	2
Ashland ++	—	—	1	—	—	—	—	—	—	—	—	1	—	2
Augsburg	—	—	—	—	—	—	—	—	—	—	—	—	8	8
Augustana (Ill.)	—	—	—	4	—	—	—	—	—	—	—	—	—	4
Averett	—	—	—	—	1	—	—	—	—	—	—	—	—	1
Babson	—	—	—	—	—	1	—	3	—	—	—	—	—	4
Baldwin-Wallace	—	—	—	1	—	—	—	—	—	—	—	—	—	1
Bemidji St. ++	—	—	—	—	—	1	—	—	—	—	—	—	—	1
Bethany (W.Va.)	—	—	—	—	—	—	—	1	—	—	—	—	—	1
Brandeis	—	—	1	—	—	—	—	1	—	—	—	—	—	2
Brockport St.	—	—	—	—	—	—	—	1	—	—	—	—	5	6
Buffalo +	—	—	—	—	—	—	—	—	—	—	—	—	1	1
UC San Diego ++	—	—	—	—	1	—	—	3	—	—	—	—	—	4
UC Santa Cruz	—	—	—	—	—	—	—	—	—	4	—	—	—	4
Cal St. Chico ++	—	—	—	—	—	—	—	—	1	—	—	—	—	1
Cal St. Stanislaus ++	2	—	—	—	12	—	—	—	—	—	—	—	—	14
Calvin	—	2	1	—	—	—	—	—	—	—	—	—	—	3
Carleton	—	—	1	—	—	—	—	—	—	—	—	—	—	1
Catholic	—	1	—	—	—	—	—	—	—	—	—	—	—	1
Central (Iowa)	—	—	—	1	—	—	—	—	—	—	—	—	—	1
Chapman	1	—	—	—	—	—	—	—	—	—	—	—	—	1
Claremont-M-S	—	—	—	—	—	—	—	—	—	1	—	—	—	1
Dayton +	—	—	—	2	—	—	—	—	—	—	—	—	—	2
Eastern Conn. St.	4	—	—	—	—	—	—	—	—	—	—	—	—	4
Emory	—	—	—	—	—	—	—	—	—	1	—	—	—	1
Frostburg St.	—	—	—	—	—	—	—	—	—	—	1	2	—	3
Greensboro	—	—	—	—	1	—	—	—	—	—	—	—	—	1
Guilford	—	—	—	—	1	—	—	—	—	—	—	—	—	1
Gust. Adolphus	—	—	—	—	—	—	—	—	—	2	—	—	—	2
Hobart	—	—	—	—	—	—	13	—	—	—	—	—	—	13
Ill. Wesleyan	—	1	—	—	—	—	—	—	—	—	—	—	—	1
Ithaca	2	—	—	3	—	—	—	—	—	—	—	—	3	8
John Carroll	—	—	—	—	—	—	—	—	—	—	—	—	1	1
Johns Hopkins	—	—	—	—	—	—	—	—	3	—	—	—	—	3
Kalamazoo	—	—	—	—	—	—	—	—	—	7	—	—	—	7
Kean	—	—	—	—	—	—	—	1	—	—	—	—	—	1
Kenyon	—	—	—	—	—	—	—	—	24	—	—	—	—	24
La Verne	1	—	—	—	—	—	—	—	—	—	—	—	—	1
Lebanon Valley	—	1	—	—	—	—	—	—	—	—	—	—	—	1
LeMoyne-Owen ++	—	1	—	—	—	—	—	—	—	—	—	—	—	1
Lincoln (Pa.)	—	—	—	—	—	—	—	—	—	—	6	6	—	12
Lock Haven ++	—	—	—	—	—	—	—	2	—	—	—	—	—	2
Luther	—	—	1	—	—	—	—	—	—	—	—	—	—	1
Marietta	3	—	—	—	—	—	—	—	—	—	—	—	—	3
Messiah	—	—	—	—	—	—	—	2	—	—	—	—	—	2
Methodist	—	—	—	—	9	—	—	—	—	—	—	—	—	9
Middlebury	—	—	—	—	—	6	3	—	—	—	—	—	—	9
Montclair St.	3	—	—	—	—	—	—	—	—	—	—	—	2	5
Mount Union	—	—	1	7	—	—	—	—	—	—	—	—	—	8
Nazareth	—	—	—	—	—	—	3	—	—	—	—	—	—	3
Col. of New Jersey	—	—	—	—	—	—	—	1	—	—	—	—	5	6
UNC Greensboro +	—	—	—	—	—	—	—	5	—	—	—	—	—	5
N.C. Wesleyan	2	—	—	—	—	—	—	—	—	—	—	—	—	2
North Central	—	—	12	—	—	—	—	—	—	—	1	4	—	17
North Park	—	5	—	—	—	—	—	—	—	—	—	—	—	5
Norwich	—	—	—	—	—	2	—	—	—	—	—	—	—	2
Occidental	—	—	1	—	—	—	—	—	—	—	—	1	—	2
Ohio Northern	—	1	—	—	—	—	—	—	—	—	—	—	—	1
Ohio Wesleyan	—	1	—	—	—	—	—	1	—	—	—	—	—	1
Otterbein	—	1	—	—	—	—	—	—	—	—	—	—	—	1
Pacific Lutheran	—	—	—	1	—	—	—	—	—	—	—	—	—	1
Plattsburgh St.	—	—	—	—	—	2	—	—	—	—	—	—	—	2
Potsdam St.	—	2	—	—	—	—	—	—	—	—	—	—	—	2
Ramapo	1	—	—	—	1	—	—	—	—	—	—	—	—	2
Redlands	—	—	—	—	—	—	—	—	—	3	—	—	—	3
Richard Stockton	—	—	—	—	—	—	—	1	—	—	—	—	—	1
Rochester	—	1	1	—	—	—	—	—	—	—	—	—	—	2
Rochester Inst.	—	—	—	—	—	1	—	—	—	—	—	—	—	1
Rowan	2	1	—	—	—	—	—	2	—	—	—	5	—	10
St. John's (Minn.)	—	—	—	1	—	—	—	—	—	—	—	—	—	1
St. Lawrence	—	—	—	—	—	—	—	1	1	—	—	—	1	3

	Baseball	Basketball	Cross Country	Football	Golf	Ice Hockey	Lacrosse	Soccer	Swimming	Tennis	Indoor Track	Outdoor Track	Wrestling	Totals
St. Thomas (Minn.)	1	—	2	—	—	—	—	—	—	—	1	—	—	4
Salisbury	—	—	—	—	—	—	4	—	—	—	—	—	—	4
Scranton	—	2	—	—	—	—	—	—	—	—	—	—	—	2
Slippery Rock ++	—	—	—	—	—	—	—	—	—	—	—	1	—	1
Southern Me.	2	—	—	—	—	—	—	—	—	—	—	—	—	2
Southern-N.O. +++	—	—	—	—	—	—	—	—	—	—	—	3	—	3
Swarthmore	—	—	—	—	—	—	—	—	—	4	—	—	—	4
Trinity (Tex.)	—	—	—	—	—	—	—	—	—	1	—	—	—	1
Wabash	—	1	—	—	—	—	—	—	—	—	—	—	—	1
Wagner +	—	—	—	1	—	—	—	—	—	—	—	—	—	1
Wartburg	—	—	—	—	—	—	—	—	—	—	—	—	3	3
Washington (Md.)	—	—	—	—	—	—	1	—	—	2	—	—	—	3
Wash. & Lee	—	—	—	—	—	—	—	—	—	1	—	—	—	1
West Ga. ++	—	—	—	1	—	—	—	—	—	—	—	—	—	1
Wheaton (Ill.)	—	—	—	—	—	—	—	2	—	—	—	—	—	2
Widener	—	—	—	2	—	—	—	—	—	—	—	—	—	2
Wilkes	—	—	—	—	—	—	—	—	—	—	—	—	1	1
Williams	—	1	2	—	—	—	—	1	—	3	—	—	—	7
Wm. Paterson	2	—	—	—	—	—	—	—	—	—	—	—	—	2
Wis.-Eau Claire	—	—	—	—	1	—	—	—	—	—	—	—	—	1
Wis.-La Crosse	—	—	2	2	—	—	—	—	—	—	10	8	—	22
Wis.-Oshkosh	2	—	4	—	—	—	—	—	—	—	—	—	—	6
Wis.-Platteville	—	4	—	—	—	—	—	—	—	—	—	—	—	4
Wis.-River Falls	—	—	—	—	—	2	—	—	—	—	—	—	—	2
Wis.-Stevens Point	—	—	—	—	—	4	—	—	—	—	—	—	—	4
Wis.-Superior	—	—	—	—	—	1	—	—	—	—	—	—	—	1
Wis.-Whitewater	—	2	—	—	—	—	—	—	—	—	—	—	—	2
Wittenberg	—	1	—	2	—	—	—	—	—	—	—	—	—	3
Wooster	—	—	—	—	1	—	—	—	—	—	—	—	—	1

Individual Championships

(Note: Each school is credited with one championship for each competitor involved in a tie. In tennis, two championships are awarded each year: one to the school whose competitor wins the singles championship and one to the school whose team wins the doubles championship. In swimming and track, relays count as one championship.) +Division I school. ++Division II school. +++ NAIA school.

	Cross Country	Golf	Swimming	Tennis	Indoor Track	Outdoor Track	Wrestling	Totals
Albany (N.Y.) +	—	—	—	—	4	7	5	16
Albion	—	—	—	—	—	5	—	5
Alfred	—	—	6	—	—	1	—	7
Allegheny	—	1	2	—	1	1	2	7
American (P.R.) +++	—	—	—	—	—	1	—	1
Amherst	—	—	3	—	2	3	—	8
Aquinas +++	—	—	—	—	—	1	—	1
Averett	—	1	—	—	—	—	—	1
Ashland ++	1	—	—	—	—	7	1	9
Augsburg	—	—	—	—	—	—	27	27
Augustana (Ill.)	3	—	—	—	5	14	7	29
Babson	—	—	—	1	—	—	—	1
Baldwin-Wallace	—	—	—	—	—	1	2	3
Bates	—	—	—	—	4	6	—	10
Benedictine (Ill.)	—	—	—	—	—	3	—	3
Binghamton +	—	—	—	—	—	1	4	5
Bowdoin	—	—	4	—	—	1	—	5
Brandeis	1	—	—	1	3	5	—	10
Bridgewater (Va.)	—	—	—	—	1	—	—	1
Brockport St.	—	—	—	—	—	1	24	25
Buena Vista	—	—	—	—	1	—	6	7
Buffalo +	—	—	—	—	—	1	2	3
Buffalo St.	—	—	—	—	1	1	—	2
UC San Diego ++	—	1	41	1	—	7	—	50
UC Santa Cruz	—	—	2	8	—	—	—	10
Cal Lutheran	—	—	—	2	—	—	—	2
Cal St. Chico ++	—	—	6	—	—	2	—	8
Cal St. Stanislaus ++	—	5	—	—	—	6	—	11
Calvin	—	—	—	—	—	4	—	4
Carleton	2	—	5	—	1	2	—	10

	Cross Country	Golf	Swimming	Tennis	Indoor Track	Outdoor Track	Wrestling	Totals
Carnegie Mellon	—	—	3	1	—	—	—	4
Carroll (Wis.)	—	—	—	—	—	2	—	2
Carthage	—	—	—	—	—	3	—	3
Case Reserve	—	—	3	—	—	3	3	9
Catholic	—	—	—	—	—	1	—	1
CCNY	—	—	—	—	—	1	—	1
Central (Iowa)	—	1	—	—	—	7	4	12
Centre	—	—	1	—	—	—	—	1
Chicago	—	—	1	—	—	—	2	3
Chris. Newport	—	1	—	—	2	1	—	4
Claremont-M-S	—	—	23	8	—	4	—	35
Coast Guard	—	—	3	—	1	1	—	5
Coe	—	—	—	—	—	3	—	3
Colby	—	—	—	—	—	4	—	4
Concordia-M'head	—	—	—	—	2	1	1	4
Cornell College	—	—	—	—	1	—	1	2
Cortland St.	—	—	2	—	2	4	3	11
Delaware Valley	—	—	—	—	—	—	7	7
Denison	—	—	15	—	1	3	—	19
DePauw	—	—	—	—	—	2	—	2
Dickinson	—	—	1	—	—	—	—	1
Doane +++	—	—	—	—	—	2	—	2
Dubuque	—	—	—	—	1	—	1	2
Elizabethtown	—	—	—	—	—	—	2	2
Elmhurst	—	—	—	—	1	1	—	2
Emory	—	1	3	—	—	1	—	5
Eureka	—	—	—	—	1	—	—	1
Fisk	—	—	—	—	—	9	—	9
Fitchburg St.	—	—	—	—	3	5	—	8
Fort Valley St. ++	—	—	—	—	—	1	—	1
Fredonia St.	—	—	—	—	4	1	—	5
Frostburg St.	—	—	—	—	5	16	—	21
Gettysburg	—	—	—	—	—	1	1	2
Greensboro	—	1	—	—	—	—	—	1
Grinnell	—	—	2	—	—	—	—	2
Grove City	—	—	5	—	—	—	—	5
Gust. Adolphus	—	1	—	7	—	1	—	9
Hamilton	—	—	1	—	—	—	—	1
Hamline	—	—	—	—	—	12	—	12
Hampden-Sydney	—	1	—	—	—	—	—	1
Haverford	2	—	—	—	9	12	—	23
Hiram	—	—	1	—	—	—	—	1
Hope	—	—	11	—	—	1	—	12
Howard Payne	—	—	—	—	—	2	—	2
Humboldt St. ++	—	—	—	—	—	3	4	7
Hunter	—	—	—	—	1	2	—	3
Illinois Col.	—	—	—	—	—	1	—	1
Ill. Wesleyan	—	—	—	—	3	1	—	4
Ithaca	—	—	2	—	—	—	7	9
Jamestown +++	—	—	—	—	—	2	—	2
John Carroll	—	—	2	—	1	2	16	21
Johns Hopkins	—	—	45	—	—	—	—	45
Kalamazoo	—	—	10	9	—	—	—	19
Kean	—	—	—	—	—	—	1	1
Keene St.	—	—	—	—	2	3	—	5
Kenyon	—	—	208	—	—	—	—	208
Knox	—	—	—	—	—	1	—	1
Kutztown ++	—	—	2	—	—	—	—	2
La Verne	—	—	—	—	—	3	—	3
Lake Forest	—	—	1	—	—	—	—	1
Lake Superior St. ++	—	—	—	—	—	—	1	1
Lawrence	—	—	—	—	—	—	1	1
Lincoln (Pa.)	—	—	—	—	34	50	—	84
Loras	—	—	—	—	2	3	2	7
Luther	—	—	—	—	1	—	6	7
Lycoming	—	—	—	—	—	—	4	4
Lynchburg	—	—	—	—	2	6	—	8
Macalester	—	—	—	—	—	2	—	2
Manchester	—	—	—	—	—	—	1	1
Manhattanville	—	—	1	—	—	—	—	1
Maryville (Mo.)	—	—	—	—	—	1	—	1
Mass.-Boston	1	—	—	—	1	1	—	3
Mass.-Dartmouth	1	1	2	—	—	3	—	7
Mass.-Lowell ++	1	—	—	—	—	1	—	2
McDaniel	—	—	—	—	—	1	—	1
McMurry	—	—	—	—	4	3	—	7
Merchant Marine	—	—	3	—	—	—	—	3
Messiah	—	—	—	—	—	1	1	2

	Cross Country	Golf	Swimming	Tennis	Indoor Track	Outdoor Track	Wrestling	Totals
Methodist	—	9	—	—	—	—	—	9
Middlebury	—	—	3	—	—	1	—	4
Miles ++	—	—	—	—	—	1	—	1
Millersville ++	—	—	—	—	—	1	6	7
Millikin	—	—	7	—	—	1	—	8
Minn.-Morris ++	—	—	—	—	—	—	4	4
Misericordia	—	—	1	—	—	—	—	1
MIT	—	—	—	—	5	5	—	10
Monmouth +	—	—	11	—	—	—	—	11
Monmouth (Ill.)	—	—	—	—	—	2	—	2
Montclair St.	—	—	—	—	2	5	28	35
Moravian	—	—	—	—	3	1	1	5
Morehouse ++	—	—	—	—	—	3	—	3
Mount Union	—	—	2	—	11	20	1	34
Muskingum	—	—	—	—	3	3	1	7
Neb. Wesleyan	1	—	—	—	13	12	—	26
Col. of New Jersey	—	—	1	—	—	1	20	22
New Paltz St.	—	—	6	—	—	—	—	6
UNC Greensboro +	—	1	—	—	—	—	—	1
North Central	7	—	—	—	10	20	—	37
North Park	—	—	—	—	—	1	—	1
Norwich	—	—	1	—	—	—	1	2
Oberlin	—	—	6	—	—	—	—	6
Occidental	—	—	7	—	—	11	—	18
Ohio Northern	—	—	—	—	—	—	2	2
Ohio Wesleyan	—	—	—	—	1	8	—	9
Olivet	—	—	—	—	—	—	1	1
Oneonta St.	—	—	2	—	—	—	—	2
Oswego St.	—	1	—	—	—	—	2	3
Otterbein	—	—	—	—	1	3	—	4
Pacific Lutheran	—	—	—	—	1	1	—	2
Plattsburgh St.	—	—	—	—	1	1	—	2
Pomona-Pitzer	—	—	5	—	—	15	—	20
Potsdam St.	—	—	—	—	—	—	2	2
Pratt +++	—	—	—	—	—	1	—	1
Principia	1	—	—	2	—	1	—	4
Puget Sound	1	—	—	—	—	—	—	1
Redlands	—	1	1	5	—	2	—	9
Rensselaer	—	—	—	—	1	3	—	4
Rhode Island Col.	—	—	—	—	—	1	1	2
Richard Stockton	—	—	—	—	2	2	—	4
Ripon	—	—	—	—	—	1	1	2
Rochester	1	—	—	1	—	3	—	5
Rochester Inst.	—	—	1	—	—	2	4	7
Rockford	—	—	2	—	—	—	—	2
Rose-Hulman	—	—	1	—	2	3	—	6
Rowan	—	—	3	—	3	23	2	31
St. John's (Minn.)	—	—	2	—	—	4	2	8
St. Lawrence	1	—	12	—	5	4	9	31
St. Norbert	—	—	—	—	—	2	—	2
St. Olaf	—	—	15	—	2	3	—	20
St. Thomas (Minn.)	1	—	—	—	10	15	1	27
Salisbury	—	—	—	—	—	—	6	6
Simpson	—	—	—	—	2	6	4	12
Slippery Rock ++	—	—	2	—	—	4	—	6
Southern-N.O. +++	—	—	—	—	—	19	—	19
Springfield	—	—	—	—	1	1	—	2
Susquehanna	—	—	—	—	—	7	—	7
Swarthmore	—	—	—	2	—	—	—	2
Thiel	—	—	—	—	—	2	—	2
Tri-State +++	—	—	—	—	—	1	—	1
Trinity (Conn.)	1	—	—	—	2	—	—	3
Tufts	—	—	2	—	—	6	—	8
Union (N.Y.)	—	—	3	—	1	3	—	7
Upper Iowa	—	—	—	—	1	2	7	10
Ursinus	—	—	—	—	1	3	—	4
Wabash	—	—	1	—	—	1	—	2
Wartburg	—	—	—	—	—	1	15	16
Wash. & Jeff.	—	—	1	—	—	—	—	1
Wash. & Lee	—	—	4	4	—	—	—	8
Washington (Md.)	—	—	—	3	—	—	—	3
Washington (Mo.)	—	—	—	—	—	2	—	2
Wesley	—	1	—	—	—	—	—	1
Westminster (Mo.)	—	—	—	—	—	1	—	1
Westmont +++	—	—	—	—	—	6	—	6
Wheaton (Ill.)	1	—	5	—	—	6	5	17
Wheaton (Mass.)	—	—	—	—	6	6	—	12
Whitworth	—	—	2	—	—	—	—	2
Widener	—	—	—	—	—	3	—	3

	Cross Country	Golf	Swimming	Tennis	Indoor Track	Outdoor Track	Wrestling	Totals
Wilkes	—	—	—	—	—	—	5	5
Willamette	—	—	—	—	—	4	—	4
Wm. Paterson	—	—	5	—	—	1	—	6
William Penn+++	—	—	—	—	—	1	1	2
Williams	1	—	9	1	3	5	—	19
Wilmington (Ohio)	—	—	—	—	—	—	1	1
Wis.-Eau Claire	—	—	5	—	3	5	—	13
Wis.-La Crosse	1	—	—	—	23	34	5	63
Wis.-Milwaukee +	—	—	—	—	—	1	—	1
Wis.-Oshkosh	—	—	1	—	7	12	—	20
Wis.-Platteville	—	—	—	—	2	5	—	7
Wis.-River Falls	—	—	—	—	—	—	2	2
Wis.-Stevens Point	1	—	5	—	8	7	6	27
Wis.-Stout	—	—	—	—	3	6	1	10
Wis.-Whitewater	—	—	—	—	1	5	3	9
Wittenberg	—	—	—	—	—	1	—	1
Wooster	—	—	1	—	—	—	—	1
WPI	—	1	—	—	—	—	—	1

Women's Summaries

National Collegiate / Division I 210
Division II 214
Division III 218

Summary

NATIONAL COLLEGIATE/DIVISION I

Photo by Phillip Wallrod/NCAA Photos

LSU's Muna Lee won the indoor 60-meter dash.

2002-03 Championships

Highlights

UCLA was the only school to win three team championships, as the Bruins claimed gymnastics, softball and water polo. Two other schools, LSU and Southern California, won two team championships. The Tigers won indoor and outdoor track and field, and the Trojans won golf (for the first time) and volleyball. LSU's wins enabled the Tigers to surpass North Carolina for second on the all-time list with 23 and draw to within six of first-place Stanford, which did not win a team championship this academic year. Wake Forest (field hockey) and Portland (soccer) won team championships for the first time in any sport. Harvard won rowing for the first time.

In individual championships, Auburn won nine championships, six in swimming, two in indoor track and field, and one in outdoor track and field. Five schools – Georgia Tech, North Carolina, UCLA and Stanford – won five championships each. Stanford increased its first-place all-time total to 151 in that category. The Cardinal swimming and diving team increased its first-place take to 115, which leads all sports. Rutgers won its first individual title in any sport, claiming a fencing championship. Other schools to claim an individual champion for the first time in a sport included Harvard (rowing), Mississippi State (outdoor track and field), North Carolina (cross country), Northern Arizona (indoor track and field), Notre Dame (swimming and diving) and Penn State (outdoor track and field).

History

Top Winners

School	Team Titles
1. Stanford	29
2. LSU	23
UCLA	23
4. North Carolina	21
5. Texas	20

School	Individual Titles
1. Stanford	151
2. Texas	124
3. Florida	112
4. UCLA	80
5. LSU	76

Titles (One Sport)

School, Sport	Team Titles
1. North Carolina, Soccer	16
2. LSU, Outdoor Track and Field	13
3. Stanford, Tennis	12
4. LSU, Indoor Track and Field	10
5. Utah, Gymnastics	9
Old Dominion, Field Hockey	9
Maryland, Lacrosse	9
UCLA, Softball	9

School, Sport	Individual Titles
1. Stanford, Swimming and Diving	115
2. Florida, Swimming and Diving	79
3. Texas, Swimming and Diving	67
4. LSU, Outdoor Track and Field	43
5. UCLA, Outdoor Track and Field	35

National Collegiate/Division I Team Championships

(Note: Women's fencing was discontinued after 1989; a coed championship has been held since 1990. Coed championships are recorded in the men's section because mixed teams of men and women competitors are designated as men's teams in NCAA legislation.)

+Division II school.

	Basketball	Cross Country	Fencing	Field Hockey	Golf	Gymnastics	Ice Hockey	Lacrosse	Rowing	Soccer	Softball	Swimming	Tennis	Indoor Track	Outdoor Track	Volleyball	Water Polo	Totals
Alabama	—	—	—	—	—	4	—	—	—	—	—	—	—	—	—	—	—	4
Arizona	—	—	—	—	2	—	—	—	—	—	6	—	—	—	—	—	—	8
Arizona St.	—	—	—	—	6	—	—	—	—	—	—	—	—	—	—	—	—	6
Auburn	—	—	—	—	—	—	—	—	—	—	—	2	—	—	—	—	—	2
Brigham Young	—	4	—	—	—	—	—	—	—	—	—	—	—	—	—	—	—	4
Brown	—	—	—	—	—	—	—	—	3	—	—	—	—	—	—	—	—	3
California	—	—	—	—	—	—	—	—	—	—	1	—	—	—	—	—	—	1
Cal St. Fullerton	—	—	—	—	—	—	—	—	—	—	1	—	—	—	—	—	—	1
Colorado	—	1	—	—	—	—	—	—	—	—	—	—	—	—	—	—	—	1
Connecticut	4	—	—	2	—	—	—	—	—	—	—	—	—	—	—	—	—	6
Delaware	—	—	—	—	—	—	—	1	—	—	—	—	—	—	—	—	—	1
Duke	—	—	—	—	2	—	—	—	—	—	—	—	—	—	—	—	—	2
Florida	—	—	—	—	2	—	—	—	—	1	—	1	4	1	—	—	—	9
Florida St.	—	—	—	—	—	—	—	—	—	—	—	—	—	1	1	—	—	2
Fresno St.	—	—	—	—	—	—	—	—	—	—	1	—	—	—	—	—	—	1
George Mason	—	—	—	—	—	—	—	—	—	1	—	—	—	—	—	—	—	1
Georgia	—	—	—	—	1	5	—	—	—	—	—	3	2	—	—	—	—	11
Harvard	—	—	—	—	—	—	—	1	1	—	—	—	—	—	—	—	—	2
Hawaii	—	—	—	—	—	—	—	—	—	—	—	—	—	—	—	3	—	3
Iowa	—	—	—	1	—	—	—	—	—	—	—	—	—	—	—	—	—	1
James Madison	—	—	—	1	—	—	—	—	—	—	—	—	—	—	—	—	—	1
Kentucky	—	1	—	—	—	—	—	—	—	—	—	—	—	—	—	—	—	1
Long Beach St.	—	—	—	—	—	—	—	—	—	—	—	—	—	—	—	3	—	3
LSU	—	—	—	—	—	—	—	—	—	—	—	—	—	10	13	—	—	23
Louisiana Tech	2	—	—	—	—	—	—	—	—	—	—	—	—	—	—	—	—	2
Maryland	—	—	—	3	—	—	—	9	—	—	—	—	—	—	—	—	—	12
Massachusetts	—	—	—	—	—	—	—	1	—	—	—	—	—	—	—	—	—	1
Miami (Fla.)	—	—	—	—	1	—	—	—	—	—	—	—	—	—	—	—	—	1
Michigan	—	—	—	1	—	—	—	—	—	—	—	—	—	—	—	—	—	1
Minn.-Duluth	—	—	—	—	—	—	3	—	—	—	—	—	—	—	—	—	—	3
Nebraska	—	—	—	—	—	—	—	—	—	—	—	—	—	2	—	2	—	4
New Hampshire	—	—	—	—	—	—	—	1	—	—	—	—	—	—	—	—	—	1
North Carolina	1	—	—	4	—	—	—	—	—	16	—	—	—	—	—	—	—	21
Notre Dame	1	—	1	—	—	—	—	—	—	1	—	—	—	—	—	—	—	3
Oklahoma	—	—	—	—	—	—	—	—	—	—	1	—	—	—	—	—	—	1
Old Dominion	1	—	—	9	—	—	—	—	—	—	—	—	—	—	—	—	—	10
Oregon	—	2	—	—	—	—	—	—	—	—	—	—	—	—	1	—	—	3
Pacific (Cal.)	—	—	—	—	—	—	—	—	—	—	—	—	—	—	—	2	—	2
Pennsylvania	—	—	1	—	—	—	—	—	—	—	—	—	—	—	—	—	—	1
Penn St.	—	—	1	—	—	—	—	2	—	—	—	—	—	—	—	1	—	4
Portland	—	—	—	—	—	—	—	—	—	1	—	—	—	—	—	—	—	1
Princeton	—	—	—	—	—	—	—	3	—	—	—	—	—	—	—	—	—	3
Providence	—	1	—	—	—	—	—	—	—	—	—	—	—	—	—	—	—	1
Purdue	1	—	—	—	—	—	—	—	—	—	—	—	—	—	—	—	—	1
San Jose St.	—	—	—	—	3	—	—	—	—	—	—	—	—	—	—	—	—	3
Santa Clara	—	—	—	—	—	—	—	—	—	1	—	—	—	—	—	—	—	1
South Carolina	—	—	—	—	—	—	—	—	—	—	—	—	—	—	1	—	—	1
Southern California	2	—	—	—	1	—	—	—	—	—	—	1	2	—	1	2	—	9
Stanford	2	1	—	—	—	—	—	—	—	—	—	8	12	—	—	5	1	29
Temple	—	—	—	—	—	—	—	2	—	—	—	—	—	—	—	—	—	2
Tennessee	6	—	—	—	—	—	—	—	—	—	—	—	—	—	—	—	—	6
Texas	1	1	—	—	—	—	—	—	—	—	—	7	2	5	3	1	1	20
Texas A&M	—	—	—	—	—	—	—	—	—	—	2	—	—	—	—	—	—	2
TCU	—	—	—	—	1	—	—	—	—	—	—	—	—	—	—	—	—	1
Texas Tech	1	—	—	—	—	—	—	—	—	—	—	—	—	—	—	—	—	1
Tulsa	—	—	—	—	2	—	—	—	—	—	—	—	—	—	—	—	—	2
UCLA	—	—	—	—	1	4	—	—	—	—	9	—	—	2	2	3	2	23
Utah	—	—	—	—	—	9	—	—	—	—	—	—	—	—	—	—	—	9
Villanova	—	7	—	—	—	—	—	—	—	—	—	—	—	—	—	—	—	7
Virginia	—	2	—	—	—	—	—	2	—	—	—	—	—	—	—	—	—	4
Wake Forest	—	—	—	1	—	—	—	—	—	—	—	—	—	—	—	—	—	1
Washington	—	—	—	—	—	—	—	—	3	—	—	—	—	—	—	—	—	3
Wayne St. (Mich.) +	—	—	3	—	—	—	—	—	—	—	—	—	—	—	—	—	—	3
Wisconsin	—	2	—	—	—	—	—	—	—	—	—	—	—	—	—	—	—	2
Yale	—	—	2	—	—	—	—	—	—	—	—	—	—	—	—	—	—	2

National Collegiate/Division I Individual Championships

(Notes: Each school is credited with one championship for each competitor involved in a tie. The fencing, rifle and skiing champions are included with the Men's National Collegiate/Division I Championships because mixed teams of men and women competitors are designated as men's teams in NCAA legislation. In tennis, two championships are awarded each year: one to the school whose competitor wins the singles championship and one to the school whose team wins the doubles championship. In swimming and track, relay victories count as one championship.)

+Division II school. ++Division III school.

	Cross Country	Fencing	Golf	Gymnastics	Rowing	Swimming	Tennis	Indoor Track	Outdoor Track	Totals
Abilene Christian +	—	—	—	—	—	—	—	—	1	1
Akron	—	—	—	—	—	—	—	—	1	1
Alabama	—	—	—	14	—	1	—	4	7	26
Appalachian St.	—	—	—	—	—	—	—	—	2	2
Arizona	2	—	4	2	—	19	1	10	15	53
Arizona St.	—	—	4	9	—	3	—	5	6	27
Arkansas	—	—	—	—	—	1	—	5	2	8
Ark.-Little Rock	—	—	—	—	—	—	—	1	—	1
Auburn	—	—	—	—	—	14	—	6	5	25
Ball St.	—	—	—	—	—	—	—	—	1	1
Baylor	—	—	—	—	—	—	—	1	1	2
Boston U.	—	—	—	—	—	—	—	1	—	1
Boston College	—	—	—	—	—	—	—	1	—	1
Bowling Green	—	—	—	1	—	—	—	—	—	1
Brigham Young	—	—	—	—	—	3	—	2	12	17
Brown	—	—	—	—	7	—	—	—	—	7
California	—	—	—	—	—	21	4	2	4	31
Cal Poly	—	—	—	—	—	—	—	—	3	3
Cal St. Fullerton	—	—	—	1	—	—	—	—	—	1
Cal St. Los Angeles +	—	—	—	—	—	—	—	—	3	3
Cal St. Northridge	—	—	—	—	—	—	—	—	1	1
Cincinnati	—	—	—	—	—	1	—	—	—	1
Clemson	—	—	—	—	—	4	—	3	2	9
Colorado	1	—	—	—	—	—	—	2	2	5
Colorado St.	—	—	—	—	—	1	—	—	—	1
Columbia-Barnard	—	2	—	—	—	4	—	—	—	6
Duke	—	—	2	—	—	—	1	—	—	3
East Tenn. St.	—	—	—	—	—	—	—	1	—	1
Eastern Mich.	—	—	—	—	—	—	—	2	1	3
Fairleigh Dickinson	—	—	—	—	—	—	—	2	—	2
Florida	—	—	2	3	—	79	8	10	10	112
Florida St.	—	—	—	—	—	—	—	4	13	17
Fresno St.	—	—	—	—	—	—	—	2	—	2
Furman	—	—	—	—	—	1	—	—	—	1
George Mason	—	—	—	—	—	—	—	3	6	9
Georgetown	—	—	—	—	—	—	—	3	1	4
Georgia	—	—	2	26	—	27	2	6	7	70
Georgia Tech	—	—	—	—	—	—	—	1	—	1
Grambling	—	—	—	—	—	—	—	1	—	1
Harvard	—	—	—	—	1	—	—	3	3	7
Hawaii	—	—	—	—	—	2	—	—	1	3
Houston	—	—	—	—	—	5	—	4	6	15
Idaho	—	—	—	—	—	—	—	—	1	1
Idaho St.	—	—	—	—	—	—	—	—	1	1
Illinois	—	—	—	—	—	—	—	1	5	6
Indiana	2	—	—	—	—	1	—	2	2	7
Indiana St.	—	—	—	—	—	—	—	4	3	7
Iowa	—	—	—	—	—	—	—	2	1	3
Iowa St.	—	—	—	—	—	—	—	3	1	4
Jacksonville	—	—	—	—	—	—	—	1	—	1
Kansas	—	—	—	—	—	3	1	1	—	5
Kansas St.	—	—	—	—	—	—	—	—	5	5
Kentucky	—	—	—	8	—	—	—	1	3	12
La.-Monroe	—	—	—	—	—	—	—	—	1	1
Liberty	—	—	—	—	—	—	—	1	—	1
LSU	—	—	—	1	—	4	—	28	43	76
Manhattan	—	—	—	—	—	—	—	1	—	1
UMBC	—	—	—	—	—	—	—	1	—	1
Massachusetts	—	—	—	2	—	—	—	—	—	2
Miami (Fla.)	—	—	1	—	—	2	1	2	4	10
Miami (Ohio)	—	—	—	—	—	—	—	—	1	1
Michigan	1	—	—	5	1	9	—	3	—	19
Michigan St.	—	—	—	—	—	2	—	1	3	6
Middle Tenn.	—	—	—	—	—	—	—	1	—	1
Minnesota	—	—	—	1	—	1	—	—	—	2
Mississippi St.	—	—	—	—	—	—	1	—	1	2
Missouri	—	—	—	—	—	—	—	2	1	3
Morgan St.	—	—	—	—	—	—	—	—	1	1
Nebraska	—	—	—	4	—	1	—	9	18	32
Nevada	—	—	—	—	—	3	—	—	—	3

	Cross Country	Fencing	Golf	Gymnastics	Rowing	Swimming	Tennis	Indoor Track	Outdoor Track	Totals
UNLV	—	—	—	—	—	—	—	1	1	2
New Mexico	—	—	1	—	—	—	—	—	—	1
North Carolina	1	—	—	—	—	10	—	5	3	19
North Carolina St.	3	—	—	—	—	—	—	—	4	7
Northern Ariz.	1	—	—	—	—	—	—	1	1	3
Northwestern	—	—	—	—	—	—	1	—	—	1
Notre Dame	—	4	—	—	—	—	—	—	—	4
Ohio St.	—	—	—	—	—	4	—	2	1	7
Oklahoma	—	—	—	4	—	—	—	1	2	7
Oklahoma St.	—	—	—	—	—	—	—	3	1	4
Oregon	—	—	—	—	—	—	—	1	10	11
Oregon St.	—	—	—	6	—	—	—	—	—	6
Pennsylvania	—	1	—	—	—	—	—	—	—	1
Penn St.	—	5	—	1	—	—	—	—	1	7
Pittsburgh	—	—	—	1	—	—	—	7	3	11
Princeton	—	—	—	—	1	—	—	—	—	1
Providence	—	—	—	—	—	—	—	3	1	4
Purdue	—	—	—	—	—	—	—	1	2	3
Rice	—	—	—	—	—	—	—	5	9	14
Rutgers	—	1	—	—	—	—	—	—	—	1
St. John's (N.Y.)	—	2	—	—	—	—	—	—	—	2
St. Joseph's	—	—	—	—	—	—	—	—	1	1
San Diego	—	—	—	—	—	—	1	—	—	1
San Diego St.	—	—	—	—	—	—	—	—	3	3
San Jose St.	—	1	1	—	—	—	—	—	—	2
Seton Hall	—	—	—	—	—	—	—	2	2	4
South Carolina	—	—	—	—	—	—	—	8	9	17
Southern California	—	—	2	—	1	18	1	4	12	38
Southern Ill.	—	—	—	—	—	1	—	—	—	1
Southern Methodist	—	—	—	—	—	28	—	5	12	45
Southwest Tex. St.	—	—	—	—	—	—	—	—	2	2
Stanford	—	—	—	—	—	115	15	7	14	151
Tennessee	—	—	—	—	—	3	—	13	11	27
Texas	—	—	2	—	—	67	—	26	29	124
UTEP	—	—	—	—	—	—	—	3	3	6
Texas A&M	—	—	—	—	—	—	—	—	2	2
Texas Southern	—	—	—	—	—	—	—	1	3	4
Texas Tech	—	—	—	—	—	—	—	1	1	2
Trinity (Tex.) ++	—	—	—	—	—	—	1	—	—	1
Tulsa	—	—	2	—	—	—	—	—	—	2
UCLA	—	—	—	23	—	1	5	15	36	80
Utah	—	—	—	22	—	—	—	—	—	22
Vanderbilt	—	—	—	—	—	—	—	—	1	1
Villanova	7	—	—	—	—	2	—	18	14	41
Virginia	1	—	—	—	2	2	—	—	—	5
Wake Forest	—	—	—	—	—	—	1	—	—	1
Washington	—	—	—	2	8	—	—	—	2	12
Washington St.	—	—	—	—	—	—	—	2	3	5
Wayne St. (Mich.) +	—	1	—	—	—	—	—	—	—	1
Weber St.	—	—	—	—	—	—	—	1	—	1
West Virginia	—	—	—	—	—	—	—	1	1	2
Western Ill.	—	—	—	—	—	—	—	—	1	1
Wisconsin	3	—	—	—	—	—	—	15	18	36

Summary

DIVISION II

Photo by Henry Bargas/NCAA Photos

Yu Chuan Weng of BYU-Hawaii bumps during the Women's Division II Volleyball Championship.

2002-03 Championships

Highlights

Brigham Young-Hawaii and UC Davis were the only two schools to win multiple team titles. Each won two sports. Brigham Young-Hawaii claimed volleyball and tennis; UC Davis took rowing and softball. The softball crown was the Aggies' first in that sport. It was a year for new faces as four schools won team championships for the first time in any sport. Those schools included Christian Brothers (soccer), Rollins (golf), Lincoln (Missouri) (outdoor track and field), and Stonehill (lacrosse). South Dakota State won its first basketball title.

In individual championships, Lincoln (Missouri) led the way with eight, all coming in outdoor track and field. Cal State Bakersfield had five individual champions. Clark Atlanta won its first individual championship in any sport, claiming an outdoor track and field title. Rollins claimed a golf individual crown for the first time.

History

Top Winners

School	Team Titles
1. Abilene Christian	21
2. Cal Poly +	16
3. Cal St. Northridge +	12
4. Adams St.	8
North Dakota St.	8

School	Individual Titles
1. Abilene Christian	113
2. Cal St. Northridge +	62
3. St. Augustine's	60
4. Drury	53
5. Oakland +	50

+ Now a Division I school.

Titles (One Sport)

School, Sport	Team Titles
1. Abilene Christian, Indoor Track and Field	12
2. Cal Poly, Cross Country +	10
3. Abilene Christian, Outdoor Track and Field	9
4. Adams St., Cross Country	8
5. Cal Poly, Outdoor Track and Field +	6
Bloomsburg, Field Hockey	6
North Dakota St., Basketball	6

School, Sport	Individual Titles
1. Abilene Christian, Outdoor Track and Field	62
2. Drury, Swimming and Diving	53
3 Cal St. Northridge, Swimming and Diving +	51
4. Oakland, Swimming and Diving +	50
Abilene Christian, Indoor Track and Field	50

+ Now a Division I school.

Team Championships

(Notes: The Division II Field Hockey Championship was held from 1981-83 and was reinstated in 1992. The Division II Gymnastics Championships were held from 1982 -86. From 1996-99, Golf was a Division II/III championship. The championship was recorded in the division in which the winner competed.)

+Division I school. ++ Division III school.

	Basketball	Cross Country	Field Hockey	Golf	Gymnastics	Lacrosse	Rowing	Soccer	Softball	Swimming	Tennis	Indoor Track	Outdoor Track	Volleyball	Totals
Abilene Christian	—	—	—	—	—	—	—	—	—	—	—	12	9	—	21
Adams St.	—	8	—	—	—	—	—	—	—	—	—	—	—	—	8
Air Force +	—	—	—	—	—	—	—	—	—	2	—	—	—	—	2
Alabama A&M +	—	—	—	—	—	—	—	—	—	—	—	1	2	—	3
Armstrong Atlantic	—	—	—	—	—	—	—	—	—	—	2	—	—	—	2
Augustana (S.D.)	—	—	—	—	—	—	—	—	1	—	—	—	—	—	1
Barry	—	—	—	—	—	—	—	3	—	—	—	—	—	2	5
Bentley	—	—	1	—	—	—	—	—	—	—	—	—	—	—	1
Bloomsburg	—	—	7	—	—	—	—	—	—	—	—	—	—	—	7
BYU-Hawaii	—	—	—	—	—	—	—	—	—	—	4	—	—	2	6
C.W. Post	—	—	—	—	—	1	—	—	—	—	—	—	—	—	1
UC Davis	—	—	—	—	—	—	2	—	1	—	2	—	—	—	5
UC Riverside +	—	—	—	—	—	—	—	—	—	—	—	—	—	2	2
UC San Diego	—	—	—	—	—	—	—	2	—	—	—	—	—	—	2
Cal Poly +	—	10	—	—	—	—	—	—	—	—	—	—	6	—	16
Cal Poly Pomona	5	—	—	—	—	—	—	—	—	—	2	—	—	—	7
Cal St. Bakersfield	—	—	—	—	—	—	—	—	3	—	—	—	—	1	4
Cal St. Dom. Hills	—	—	—	—	—	—	—	1	—	—	—	—	—	—	1
Cal St. Hayward ++	—	—	—	—	—	—	—	1	—	—	—	—	—	—	1
Cal St. Northridge +	—	—	—	—	1	—	—	—	4	4	1	—	—	2	12
Calif. (Pa.)	—	—	—	—	—	—	—	—	2	—	—	—	—	—	2
Central Mo. St.	1	—	—	—	—	—	—	—	—	—	—	—	—	—	1
Chattanooga +	—	—	—	—	—	—	—	—	—	—	3	—	—	—	3
Christian Brothers	—	—	—	—	—	—	—	1	—	—	—	—	—	—	1
Clarion	—	—	—	—	—	—	—	—	—	3	—	—	—	—	3
Delta St.	3	—	—	—	—	—	—	—	—	—	—	—	—	—	3
Denver +	—	—	—	—	1	—	—	—	—	—	—	—	—	—	1
Drury	—	—	—	—	—	—	—	—	—	4	—	—	—	—	4
Fla. Southern	—	—	—	3	—	—	—	—	1	—	—	—	—	—	4
Franklin Pierce	—	—	—	—	—	—	—	5	—	—	—	—	—	—	5
Hampton +	1	—	—	—	—	—	—	—	—	—	—	—	—	—	1
Hawaii Pacific	—	—	—	—	—	—	—	—	—	—	—	—	—	2	2
Humboldt St.	—	—	—	—	—	—	—	—	1	—	—	—	—	—	1
Jacksonville St. +	—	—	—	—	2	—	—	—	—	—	—	—	—	—	2
Kennesaw St.	—	—	—	—	—	—	—	—	2	—	—	—	—	—	2
Lincoln (Mo.)	—	—	—	—	—	—	—	—	—	—	—	—	1	—	1
Lock Haven	—	—	5	—	—	—	—	—	—	—	—	—	—	—	5
Lynn	—	—	—	1	—	—	—	1	—	—	2	—	—	—	4
Merrimack	—	—	—	—	—	—	—	—	1	—	—	—	—	—	1
Mo. Southern St.	—	—	—	—	—	—	—	—	1	—	—	—	—	—	1
Neb.-Omaha	—	—	—	—	—	—	—	—	1	—	—	—	—	1	2
New Haven	1	—	—	—	—	—	—	—	—	—	—	—	—	—	1
North Dakota	3	—	—	—	—	—	—	—	—	—	—	—	—	—	3
North Dakota St.	6	—	—	—	—	—	—	—	1	—	—	1	—	—	8
North Fla.	—	—	—	—	—	—	—	—	—	—	1	—	—	—	1
Northern Mich.	—	—	—	—	—	—	—	—	—	—	—	—	—	2	2
Oakland +	—	—	—	—	—	—	—	—	—	5	—	—	—	—	5
Pfeiffer	—	—	1	—	—	—	—	—	—	—	—	—	—	—	1
Portland St. +	—	—	—	—	—	—	—	—	—	—	—	—	—	4	4
Rollins	—	—	—	1	—	—	—	—	—	—	—	—	—	—	1
Sacramento St. +	—	—	—	—	—	—	—	—	—	—	—	—	—	1	1
St. Augustine's	—	—	—	—	—	—	—	—	—	—	—	4	4	—	8
St. Mary's (Tex.)	—	—	—	—	—	—	—	—	1	—	—	—	—	—	1
Sam Houston St. +	—	—	—	—	—	—	—	—	1	—	—	—	—	—	1
Seattle Pacific	—	—	—	—	1	—	—	—	—	—	—	—	—	—	1
Stephen F. Austin +	—	—	—	—	—	—	—	—	1	—	—	—	—	—	1
SIU-Edwardsville	—	—	—	—	—	—	—	—	—	—	4	—	—	—	4
Sonoma St.	—	—	—	—	—	—	—	1	—	—	—	—	—	—	1
South Dakota St.	1	1	—	—	—	—	—	—	—	—	—	—	—	—	2
South Fla. +	—	—	—	—	—	—	—	—	—	1	—	—	—	—	1
Stonehill	—	—	—	—	—	1	—	—	—	—	—	—	—	—	1
Truman	—	—	—	—	—	—	—	—	—	3	—	—	—	—	3
Virginia Union	1	—	—	—	—	—	—	—	—	—	—	—	—	—	1
West Chester	—	—	—	—	—	1	—	—	—	—	—	—	—	—	1
West Tex. A&M	—	—	—	—	—	—	—	—	—	—	—	—	—	3	3
Western St.	—	3	—	—	—	—	—	—	—	—	—	—	—	—	3

Individual Championships

(Notes: The Division II Gymnastics Championships were held from 1982-86. In tennis, individual championships were held from 1982-94. In swimming and track, relays count as one championship. From 1996-99, Golf was a Division II/III championship. The championship was recorded in the division in which the winner competed.)

+Division I school. ++Division III school.

	Cross Country	Golf	Gymnastics	Rowing	Swimming	Tennis	Indoor Track	Outdoor Track	Totals
Abilene Christian	—	—	—	—	—	1	50	62	113
Adams St.	3	—	—	—	—	—	12	12	27
Air Force +	1	—	2	—	25	2	3	5	38
Alabama A&M +	—	—	—	—	—	—	4	33	37
Angelo St.	—	—	—	—	—	—	—	5	5
Army +	—	—	—	—	10	—	1	4	15
Ashland	—	—	—	—	3	—	9	9	21
Augustana (S.D.)	—	—	—	—	—	—	2	1	3
Bemidji St.	—	—	—	—	—	—	1	—	1
Bloomsburg	—	—	—	—	5	—	—	—	5
Boston College +	—	—	—	—	5	—	—	—	5
UC Davis	—	—	—	4	16	—	2	4	26
UC San Diego	—	—	—	—	8	—	—	—	8
Cal Poly +	4	—	—	—	5	—	—	35	44
Cal Poly Pomona	—	—	1	—	—	3	—	11	15
Cal St. Bakersfield	—	—	—	—	17	1	—	9	27
Cal St. Chico	—	—	—	—	1	—	—	4	5
Cal St. Hayward ++	—	—	—	—	1	—	—	5	6
Cal St. Los Angeles	1	—	—	—	—	2	14	17	34
Cal St. Northridge +	1	—	3	—	51	1	—	6	62
Cal St. Stanislaus	—	—	—	—	—	—	—	4	4
Calif. (Pa.)	—	—	—	—	—	—	1	—	1
Central Mo. St.	—	—	—	—	—	—	—	1	1
Chattanooga +	—	—	—	—	—	1	—	—	1
Clarion	—	—	—	—	37	—	—	—	37
Clarke Atlanta	—	—	—	—	—	—	1	—	1
Denver +	—	—	3	—	—	—	—	—	3
Drury	—	—	—	—	53	—	—	—	53
East Stroudsburg	—	—	—	—	—	—	—	1	1
Emporia St.	—	—	—	—	—	—	3	8	11
Fla. Atlantic +	—	—	—	—	12	—	—	—	12
Fla. Southern	—	6	—	—	—	—	—	—	6
Fort Hays St. +	—	—	—	—	—	—	1	3	4
Fort Valley St.	—	—	—	—	—	—	—	1	1
Francis Marion	—	—	—	—	—	2	—	—	2
Furman +	—	—	—	—	7	—	—	—	7
Gardner-Webb	—	—	—	—	1	—	2	3	6
George Mason +	—	—	—	—	—	—	—	1	1
Georgetown +	—	—	—	—	—	1	—	—	1
Grand Canyon	—	—	—	—	—	2	—	—	2
Grand Valley St.	—	—	—	—	—	—	—	2	2
Hampton +	—	—	—	—	—	—	7	9	16
Harding	—	—	—	—	—	—	1	—	1
Indiana (Pa.)	—	—	—	—	—	—	—	2	2
Indianapolis	—	—	—	—	—	—	—	2	2
Ithaca ++	—	—	1	—	—	—	—	—	1
Jacksonville St. +	—	—	2	—	—	—	—	—	2
Kennesaw St.	2	—	—	—	—	—	—	2	4
Kentucky St.	—	—	—	—	—	—	1	—	1
Kutztown	—	—	—	—	2	—	—	1	3
Lewis	1	—	—	—	—	—	7	15	23
Lincoln (Mo.)	—	—	—	—	—	—	5	14	19
Lynn	—	1	—	—	—	—	—	—	1
Maine +	—	—	—	—	1	—	—	—	1
Mass.-Lowell	—	—	—	—	—	—	1	—	1
Minn.Duluth	—	—	—	—	—	—	1	—	1
Mo. Southern St.	—	—	—	—	—	—	1	1	2
Morgan St. +	—	—	—	—	—	—	—	6	6
Morningside	—	—	—	—	—	—	1	2	3
Navy +	—	—	—	—	1	—	2	—	3
Neb.-Kearney	—	—	—	—	—	—	1	1	2
Neb.-Omaha	—	—	—	—	2	—	1	—	3
Nevada +	—	—	—	—	1	—	—	—	1
New Hampshire +	—	—	—	—	1	—	—	—	1
NYIT	—	—	—	—	—	—	2	1	3
Norfolk St. +	—	—	—	—	—	—	6	13	19
N.C. Central	—	—	—	—	—	—	1	1	2
North Dakota	—	—	—	—	27	—	1	—	28
North Dakota St.	—	—	—	—	—	—	6	3	9
North Fla.	—	—	—	—	—	—	1	5	6

	Cross Country	Golf	Gymnastics	Rowing	Swimming	Tennis	Indoor Track	Outdoor Track	Totals
Northern Colo.	—	—	—	—	3	4	—	2	9
Northern Mich.	—	—	1	—	34	—	—	—	35
Northwest Mo. St.	—	—	—	—	—	—	2	—	2
Oakland +	—	—	—	—	50	—	—	—	50
Paine	—	—	—	—	—	—	—	1	1
Pittsburg St.	2	—	—	—	—	—	3	7	12
Portland St. +	—	—	—	—	—	—	—	2	2
Puget Sound ++	—	—	—	—	5	—	—	—	5
Rice +	—	—	—	—	1	—	—	—	1
Rollins	—	1	—	—	—	1	—	—	2
Sacramento St. +	—	—	1	—	1	—	—	6	8
Saginaw Valley	—	—	—	—	—	—	1	1	2
St. Augustine's	—	—	—	—	—	—	26	34	60
St. Cloud St.	—	—	—	—	5	—	1	—	6
Salem Int'l	—	—	—	—	4	—	—	—	4
San Fran. St.	—	—	3	—	—	—	—	—	3
Seattle Pacific	1	—	3	—	—	—	2	12	18
Shippensburg	—	—	—	—	—	—	1	—	1
SIU-Edwardsville	—	—	—	—	—	5	—	—	5
Slippery Rock	—	—	1	—	—	—	2	2	5
South Dakota	—	—	—	—	—	—	4	5	9
South Dakota St.	—	—	—	—	—	—	2	4	6
South Fla. +	—	—	—	—	10	—	—	—	10
Southeast Mo. St. +	2	—	—	—	—	—	6	4	12
Southern Conn. St.	—	—	1	—	—	—	1	2	4
Southwest Tex. St. +	—	—	—	—	—	—	—	1	1
Springfield ++	—	—	—	—	—	—	—	1	1
Tampa	—	—	—	—	9	—	—	—	9
Tex. A&M-Commerce	—	—	—	—	—	—	—	1	1
Tex. A&M-Kingsville	—	—	—	—	—	—	—	1	1
Truman	—	—	—	—	30	—	1	2	33
Tuskegee	—	—	—	—	—	—	—	1	1
Vanderbilt +	—	—	—	—	2	—	—	—	2
Wake Forest +	—	—	—	—	—	—	—	1	1
West Chester	—	—	—	—	5	—	1	2	8
Western St.	4	—	—	—	—	—	5	14	23
William & Mary +	—	—	2	—	—	—	—	—	2
Wis.-Oshkosh	—	—	4	—	—	—	—	—	4
Wis.-Parkside	—	—	—	—	—	—	1	—	1
Youngstown St. +	—	—	—	—	1	—	—	—	1

Summary

DIVISION III



Photo by Peter Zuzga/NCAA Photos

Megan Kay of Wisconsin-Whitewater goes up for a block during her team's championship win over Washington (Missouri).

2002-03 Championships

Highlights

Wheaton (Massachusetts) was the only multiple team winner, taking both indoor and outdoor track and field. Three schools – Rowan (field hockey), Wisconsin-Whitewater (volleyball) and Colby (rowing) claimed their first championship in any sport. Amherst (lacrosse), Trinity (Texas) (basketball) and Williams (cross country) won their first titles in those sports. Kenyon's win in swimming increased its overall total to 22, enabling the school to climb one step closer to first-place College of New Jersey in the all-time standings. Kenyon also increased its first-place swimming total to 19.

In individual championships, Kenyon led the way with nine, all coming in swimming. Wheaton (Massachusetts) had eight, four in each of the track and field championships. UC Santa Cruz won its first individual title in any sport, taking a swimming crown. Richard Stockton won championships in both indoor and outdoor track and field for the first time and St. Mary's (Indiana) won an individual golf championship for the first time. Four schools won an individual championship in a given sport for the first time – Hamilton (swimming), Ithaca (rowing), Wartburg (cross country), and Wesleyan (Connecticut) (indoor track and field). Kenyon ballooned its total for all-time individual championships to 196.

History

Top Winners

School	Team Titles
1. Col. of New Jersey	29
2. Kenyon	22
3. UC San Diego +	16
4. Wis.-Oshkosh	13
Cortland St.	13

School	Individual Titles
1. Kenyon	199
2. Williams	71
3. Chris. Newport	56
4. Cortland St.	37
5. UC San Diego +	34

+ Now a Division II school.

Titles (One Sport)

School, Sport	Team Titles
1. Kenyon, Swimming and Diving	19
2. Col. of New Jersey, Lacrosse	10
3. Col. of New Jersey, Field Hockey	9
4. UC San Diego, Volleyball +	7
Cortland St., Cross Country	7
Washington (Mo.), Volleyball	7

School, Sport	Individual Titles
1. Kenyon, Swimming and Diving	196
2. Williams, Swimming and Diving	58
3. Chris. Newport, Outdoor Track and Field	29
4. UC San Diego, Swimming and Diving +	27
Chris. Newport, Indoor Track and Field	27
Denison, Swimming and Diving	27

+ Now a Division II school.

Team Championships

(Notes: In 1987, Wis.-Oshkosh and St. Thomas (Minn.) tied for the cross country team championship. Each team is credited with one championship. From 1996-99, Golf was a Division II/III championship. The championship was recorded in the division in which the winner competed.)

+Division I school. ++ Division II school.

	Basketball	Cross Country	Field Hockey	Golf	Ice Hockey	Lacrosse	Rowing	Soccer	Softball	Swimming	Tennis	Indoor Track	Outdoor Track	Volleyball	Totals
Alma	1	—	—	—	—	—	—	—	—	—	—	—	—	—	1
Amherst	—	—	—	—	—	1	—	—	—	—	1	—	—	—	2
Bloomsburg ++	—	—	2	—	—	—	—	—	—	—	—	—	—	—	2
Buena Vista	—	—	—	—	—	—	—	—	1	—	—	—	—	—	1
UC San Diego ++	—	—	—	—	—	—	—	5	—	—	4	—	—	7	16
UC Santa Cruz	—	—	—	—	—	—	—	—	—	—	1	—	—	—	1
Calvin	—	2	—	—	—	—	—	—	—	—	—	—	—	—	2
Capital	2	—	—	—	—	—	—	—	—	—	—	—	—	—	2
Central (Iowa)	1	1	—	—	—	—	—	—	4	—	—	—	1	3	10
Chapman	—	—	—	—	—	—	—	—	1	—	—	—	—	—	1
Chris. Newport	—	—	—	—	—	—	—	—	—	—	—	6	6	—	12
Colby	—	—	—	—	—	—	1	—	—	—	—	—	—	—	1
Concordia-M'head	1	—	—	—	—	—	—	—	—	—	—	—	—	—	1
Cortland St.	—	7	3	—	—	—	—	1	—	—	—	1	1	—	13
Davidson +	—	—	—	—	—	—	—	—	—	—	1	—	—	—	1
Denison	—	—	—	—	—	—	—	—	—	1	—	—	—	—	1
Eastern Conn. St.	—	—	—	—	—	—	—	—	4	—	—	—	—	—	4
Elizabethtown	2	—	—	—	—	—	—	—	—	—	—	—	—	—	2
Elmhurst	—	—	—	—	—	—	—	—	—	—	—	—	—	2	2
Elmira.	—	—	—	—	2	—	—	—	—	—	—	—	—	—	2
Emory.	—	—	—	—	—	—	—	—	—	—	2	—	—	—	2
Frank. & Marsh.	—	1	—	—	—	—	—	—	—	—	—	—	—	—	1
Gust. Adolphus	—	—	—	—	—	—	—	—	—	—	1	—	—	—	1
Hope	1	—	—	—	—	—	—	—	—	—	—	—	—	—	1
Ithaca	—	—	1	—	—	—	—	2	1	—	—	—	—	—	4
Kenyon	—	—	—	—	—	—	—	—	—	19	3	—	—	—	22
La Verne	—	—	—	—	—	—	—	—	—	—	—	—	—	2	2
Lincoln (Pa.)	—	—	—	—	—	—	—	—	—	—	—	1	3	—	4
Lock Haven	—	—	1	—	—	—	—	—	—	—	—	—	—	—	1
Macalester	—	—	—	—	—	—	—	1	—	—	—	—	—	—	1
Mary Washington	—	—	—	—	—	—	—	—	—	—	2	—	—	—	2
Mass.-Boston	—	—	—	—	—	—	—	—	—	—	—	3	1	—	4
Methodist	—	—	—	7	—	—	—	—	—	—	—	—	—	—	7
Middlebury	—	2	1	—	—	4	—	—	—	—	—	—	—	—	7
Muskingum	—	—	—	—	—	—	—	—	1	—	—	—	—	—	1
Col. of New Jersey	—	—	9	—	—	10	—	3	6	—	1	—	—	—	29
New York U.	1	—	—	—	—	—	—	—	—	—	—	—	—	—	1
North Central	1	—	—	—	—	—	—	—	—	—	—	—	—	—	1
Ohio Wesleyan	—	—	—	—	—	—	—	2	—	—	—	—	—	—	2
Occidental	—	—	—	—	—	—	—	—	—	—	1	—	—	—	1
Pomona-Pitzer	—	—	—	—	—	—	—	—	—	—	1	—	—	—	1
Principia	—	—	—	—	—	—	—	—	—	—	1	—	—	—	1
Rochester	—	—	—	—	—	—	—	2	—	—	—	—	—	—	2
Rowan	—	—	1	—	—	—	—	—	—	—	—	—	—	—	1
Rust	1	—	—	—	—	—	—	—	—	—	—	—	—	—	1
St. Mary's (Minn.)	—	—	—	—	—	—	—	—	1	—	—	—	—	—	1
St. Thomas (Minn.)	1	4	—	—	—	—	—	—	—	—	—	—	—	—	5
Salem St.	1	—	—	—	—	—	—	—	—	—	—	—	—	—	1
Salisbury	—	—	1	—	—	—	—	—	—	—	—	—	—	—	1
Scranton	1	—	—	—	—	—	—	—	—	—	—	—	—	—	1
Simpson	—	—	—	—	—	—	—	—	2	—	—	—	—	—	2
Skidmore	—	—	—	—	—	—	—	—	—	—	1	—	—	—	1
Trinity (Tex.)	1	—	—	—	—	—	—	—	—	—	1	—	—	—	2
Ursinus	—	—	—	—	—	3	—	—	—	—	—	—	—	—	3
Washington (Mo.)	4	—	—	—	—	—	—	—	—	—	—	—	—	7	11
Wheaton (Mass.)	—	—	—	—	—	—	—	—	—	—	—	5	3	—	8
William Smith	—	—	3	—	—	—	—	1	—	—	—	—	—	—	4
Williams	—	1	—	—	—	—	1	—	—	2	2	—	—	—	6
Wis.-La Crosse	—	1	—	—	—	—	—	—	—	—	—	—	2	—	3
Wis.-Oshkosh	1	4	—	—	—	—	—	—	—	—	—	3	5	—	13
Wis.-Stevens Point	2	—	—	—	—	—	—	—	1	—	—	—	—	—	3
Wis.-Whitewater	—	—	—	—	—	—	—	—	—	—	—	—	—	1	1

Individual Championships

(Notes: In tennis, two championships are awarded each year: one to the school whose competitor wins the singles championship and one to the school whose team wins the doubles championship. In swimming and track, relays count as one championship. From 1996-99, golf was a Division II/III championship. The championship was recorded in the division in which the winner competed.)

+Division I school. ++ Division II school. +++ NAIA school.

	Cross Country	Golf	Rowing	Swimming	Tennis	Indoor Track	Outdoor Track	Totals
Albany (N.Y.) +	—	—	—	—	—	—	3	3
Albion	—	—	—	1	—	—	—	1
Alfred	—	—	—	—	—	—	1	1
Allegheny	—	—	—	5	—	—	—	5
Alma	—	—	—	—	—	—	1	1
Amherst	—	—	—	2	2	2	1	7
Anderson (Ind.)	—	—	—	—	—	—	1	1
Augsburg	—	—	—	—	—	3	5	8
Augustana (Ill.)	—	—	—	1	—	1	1	3
Baldwin-Wallace	—	—	—	—	—	4	4	8
Bethel (Minn.)	—	—	—	—	—	1	—	1
Binghamton +	—	—	—	—	—	2	3	5
Bowdoin	—	—	—	2	—	—	3	5
Brandeis	—	—	—	—	—	7	7	14
Brockport St.	—	—	—	—	—	—	2	2
Brooklyn	—	—	—	—	—	—	2	2
Buena Vista	—	—	—	—	—	1	3	4
UC San Diego ++	—	—	—	27	3	—	4	34
UC Santa Cruz	—	—	—	1	—	—	—	1
Cal St. Stanislaus ++	—	—	—	—	—	—	1	1
Calvin	1	—	—	—	—	—	12	13
Carleton	2	—	—	6	—	2	4	14
Carnegie Mellon	—	—	—	2	—	—	1	3
Carroll (Wis.)	—	—	—	—	—	1	1	2
Carthage	—	—	—	—	—	1	4	5
Case Reserve	—	—	—	2	—	1	2	5
Catholic	—	—	—	—	—	—	1	1
Central (Iowa)	—	—	—	—	—	1	8	9
Chicago	1	—	—	—	—	1	2	4
Chris. Newport	—	—	—	—	—	27	29	56
CCNY	—	—	—	—	—	4	3	7
Claremont-M-S	—	—	—	1	—	—	3	4
Coast Guard	—	—	—	1	—	—	—	1
Coe	—	—	—	—	—	2	2	4
Colby	—	—	2	—	—	—	1	3
Colorado Col.	—	—	—	5	—	—	1	6
Concordia-M'head	—	—	—	—	—	—	6	6
Cornell College	—	—	—	—	—	—	2	2
Cortland St.	4	—	—	1	—	13	19	37
Defiance	—	—	—	—	—	—	1	1
Denison	—	—	—	27	—	—	—	27
DePauw	—	—	—	1	—	—	—	1
Dickinson	—	—	—	—	—	—	1	1
East. Mennonite	—	—	—	—	—	2	2	4
Eastern Ore.	—	—	—	—	—	—	1	1
Elizabethtown	—	—	—	—	1	—	—	1
Emory	—	—	—	12	4	—	3	19
Fisk	—	—	—	—	—	—	1	1
Fitchburg St.	—	—	—	—	—	2	2	4
Frank. & Marsh.	—	—	—	5	—	—	—	5
Frostburg St.	—	—	—	1	—	—	4	5
Geneseo St.	—	—	—	—	—	2	2	4
Gettysburg	—	—	—	3	—	—	—	3
Grinnell	—	—	—	—	—	—	4	4
Grove City	—	—	—	2	—	—	—	2
Gust. Adolphus	1	—	—	—	—	—	—	1
Hamilton	—	—	—	1	—	1	—	2
Hamline	—	—	—	4	—	2	1	7
Hartwick	—	—	—	2	—	1	1	4
Heidelberg	—	—	—	—	—	—	1	1
Hollins	—	—	—	2	—	—	—	2
Hope	—	—	—	18	—	—	—	18
Ill. Wesleyan	—	—	—	—	—	1	1	2
Ithaca	—	—	1	3	—	1	—	5
John Carroll	—	—	—	1	—	—	1	2
Johns Hopkins	—	—	—	2	—	—	3	5
Juniata	—	—	—	—	—	—	1	1
Kalamazoo	—	—	—	1	—	—	—	1
Keene St.	—	—	—	—	—	—	5	5
Kenyon	—	—	—	196	1	1	1	199

	Cross Country	Golf	Rowing	Swimming	Tennis	Indoor Track	Outdoor Track	Totals
La Verne	—	—	—	—	—	—	3	3
Lake Forest	—	—	—	3	—	—	—	3
Lawrence	—	—	—	—	—	1	—	1
Lehman	—	—	—	—	—	1	2	3
Lewis & Clark	—	—	—	—	—	—	1	1
Lincoln (Pa.)	—	—	—	—	—	10	21	31
Linfield	—	—	—	—	—	—	1	1
Loras	—	—	—	—	—	3	2	5
Luther	2	—	—	—	—	2	3	7
Macalester	1	—	—	—	—	3	6	10
Manchester	—	—	—	—	—	1	2	3
Mary Washington	—	—	—	1	—	—	1	2
Mass.-Boston	—	—	—	—	—	9	10	19
Mass.-Dartmouth	—	—	—	—	—	—	1	1
McMurry	—	—	—	—	—	—	5	5
Medgar Evers	—	—	—	—	—	1	—	1
Menlo	—	—	—	—	2	—	—	2
Merchant Marine	—	—	—	1	—	—	1	2
Methodist	—	2	—	—	2	2	2	8
Middlebury	1	—	—	3	2	1	2	9
MIT	—	—	—	4	—	—	—	4
Montclair St.	—	—	—	—	—	4	3	7
Moravian	—	—	—	—	—	1	3	4
Mount Holyoke	—	—	—	—	—	—	2	2
Mount Union	—	—	—	—	—	1	4	5
Nazareth	—	—	—	4	—	—	—	4
Neb. Wesleyan	—	—	—	—	—	6	8	14
College of New Jersey	—	—	—	1	1	1	7	10
New Jersey City	—	—	—	—	—	2	—	2
North Central	—	—	—	1	—	4	5	10
Notre Dame (Cal.) +++	—	—	—	—	—	—	1	1
Occidental	—	—	—	—	2	—	10	12
Ohio Northern	—	—	—	—	—	1	—	1
Ohio Wesleyan	—	—	—	—	—	—	1	1
Plattsburgh St.	—	—	—	—	—	—	1	1
Pomona-Pitzer	—	—	—	4	7	—	3	14
Principia	—	—	—	—	7	—	1	8
Puget Sound	1	—	—	—	—	—	—	1
Randolph-Macon	—	—	—	1	—	—	—	1
Redlands	—	—	—	—	1	—	4	5
Regis (Mass.)	—	—	—	1	—	—	—	1
Richard Stockton	—	—	—	—	—	1	1	2
Rhodes	—	—	—	—	3	—	—	3
Roanoke	—	—	—	—	—	—	1	1
Rochester	—	—	—	—	—	4	1	5
Rochester Inst.	—	—	—	—	—	—	1	1
Rowan	—	—	—	2	—	—	4	6
St. Mary's (Ind.)	—	1	—	—	—	—	—	1
St. Lawrence	—	—	—	—	—	—	1	1
St. Norbert	—	—	—	—	—	2	—	2
St. Olaf	—	—	—	3	—	—	2	5
St. Thomas (Minn.)	1	—	—	—	—	4	13	18
Salem St.	—	—	—	—	—	—	3	3
Salve Regina	—	—	—	—	—	1	2	3
Sewanee	—	—	—	—	—	1	1	2
Simpson	—	—	—	—	—	—	3	3
Skidmore	—	—	—	—	2	—	—	2
Smith	—	—	—	4	—	1	3	8
Sonoma St. ++	—	—	—	—	—	—	1	1
Southern-N.O. +++	—	—	—	—	—	—	3	3
Springfield	—	—	—	4	—	1	1	6
Stony Brook +	—	—	—	—	—	2	1	3
Susquehanna	—	—	—	—	—	—	1	1
Thomas More	—	1	—	—	—	—	—	1
Trinity (Conn.)	—	—	—	—	—	—	1	1
Tufts	—	—	—	—	—	7	6	13
Union (N.Y.)	—	—	—	1	—	—	—	1
Wartburg	1	—	—	—	—	3	5	9
Washington (Mo.)	—	—	—	—	—	1	1	2
Wash. & Jeff.	—	—	—	—	—	—	1	1
Wash. & Lee	—	—	—	—	1	—	—	1
Wellesley	—	—	—	—	1	—	—	1
Wesleyan (Conn.)	—	—	—	3	—	1	1	5
Westfield St.	1	—	—	—	—	—	2	3
Wheaton (Ill.)	—	—	—	6	—	—	4	10
Wheaton (Mass.)	—	—	—	—	—	16	13	29
Willamette	—	—	—	—	—	—	1	1
Wm. Paterson	—	—	—	—	—	—	2	2

	Cross Country	Golf	Rowing	Swimming	Tennis	Indoor Track	Outdoor Track	Totals
William Penn+++	—	—	—	—	—	—	1	1
William Smith	—	—	—	2	—	—	—	2
Williams	1	—	1	58	2	4	5	71
Wilmington (Ohio)	—	—	—	—	—	1	—	1
Wis.-Eau Claire	—	—	—	1	—	2	4	7
Wis.-La Crosse	2	—	—	—	—	5	17	24
Wis.-Oshkosh	2	—	—	2	—	17	16	37
Wis.-River Falls	—	—	—	—	—	—	1	1
Wis.-Stevens Point	—	—	—	—	—	5	7	12
Wis.-Stout	—	—	—	—	—	1	—	1
Wis.-Whitewater	—	—	—	—	4	1	5	
Wooster	—	—	—	1	—	—	—	1
Worcester St.	—	—	—	—	—	—	1	1
York (N.Y.)	—	—	—	—	—	—	2	2

we are committed to supporting

support athletics participation opportunities for student-athletes

NCAA®

NCAA 17474-8/03

FCRB03