

DIVISION II FOOTBALL CHAMPIONSHIPS RECORDS BOOK

2016 Championship.....	2
History.....	4
All-Time Results.....	21
Brackets.....	27



2016 CHAMPIONSHIP

HIGHLIGHTS

[Northwest Missouri Repeats as Division II National Champions](#): Heavy snow, temperatures nearing single digits and a strong North Alabama defense were not enough to prevent Northwest Missouri State from winning its record-breaking sixth NCAA Division II Football Championship.

The Bearcats defeated North Alabama 29-3 Saturday evening at Children's Mercy Park for its second straight 15-0, national championship season. Northwest Missouri's senior class finished with a 55-2 record and three national titles in four years.

"I am not sure where to start," Northwest coach Adam Dorrel said. "I think the last two weeks have been monumental wins in the history of Northwest Missouri State. "I thought our kids were resilient in all three phases. I thought we played to win today."

North Alabama, 11-2, moved the ball better than Northwest in the first quarter. But as the cold mounted, the Lions had more difficulty moving the ball in the second half.

When Northwest scored on a 2-yard run by senior Phil Jackson with 5:57 left, North Alabama was in a precarious spot. The Lions faced a 14-3 deficit.

The game literally slipped away from North Alabama midway through the fourth quarter when a snap on a punt sailed into the end zone for a safety. Northwest also got great field position and turned that into a game-clinching touchdown reception by Shane Williams from quarterback Kyle Zimmerman.

Northwest won all 15 of its games by double digits this season and the team's streak of double-digit victories grew to 26 with Saturday's win.

Junior backup quarterback Randy Schmidt sparked the Bearcats to the victory over North Alabama, as Schmidt also took some snaps at wide receiver. His one-handed, 14-yard reception midway in the third quarter was the key play in the Bearcats' second touchdown drive.

Schmidt also ran the ball well from the quarterback position and completed five passes, one for a touchdown. He led all rushers with 96 yards. He also caught two passes for 25 yards.

"We just care about each other," Jackson said. "A team that really cares about each other has players that step up. That is what happened today, and it has happened all season. We had guys go down and other guys stepped up. They (backups) care about us (starters) so they practice hard. They go hard in the weight room even though they know they might not play."

North Alabama was unable to generate any offense in the second half. Northwest held the Lions to 20 total yards in the last two quarters.

"The difference was rushing," North Alabama coach Bobby Wallace said. "They could run with some success and we couldn't. I wish that I could have thought of something, but there was nothing more we could do except keep trying to throw the football."

After both teams failed to score through much of the first half, 10 points were scored in the final minute of the second quarter. Northwest took a 7-3 lead into halftime thanks to a 7-yard shuttle pass from Schmidt to Jordan Grove with 58 seconds left in the second quarter.

North Alabama wasted little time answering with some points. A 15-yard pass interference penalty followed by a long pass by quarterback Jacob Tucker and then a 15-yard run by Tucker put the ball at Northwest's 5-yard line with less than 30 seconds left.

The Bearcats stood strong on defense at their goal line, forcing a 21-yard field goal by Kevin Henke with 4 seconds left in halftime.

It was great, red zone defense that prevented Northwest from falling behind early in the second quarter. As North Alabama moved to the 5-yard line early in the second frame, senior safety Jack Young stopped the drive with an interception in the end zone.

"We were backed up and they were driving on us," Young said. "They made a couple of big plays. I knew somebody had to step up and make a big play. I saw the ball in the air and I made sure I caught it. I was happy to make a big play at the time."

Snow picked up throughout the rest of the second quarter, making it hard for teams to move the ball. The first half featured seven punts by North Alabama and six by Northwest.

The cold really affected the Lions' offense in the second half. Tucker, who finished third for the Harlon Hill Trophy, was unable to run or pass consistently. He made nice plays early in drives but then the snow and cold took over.

"I kind of thought I knew what it would be like, but as we started playing, my hands would get wet," Tucker said. "It was difficult. Credit Northwest. Their pass rush did a good job of getting me out of my comfort zone and their secondary made plays on balls when they needed to."

2016 RESULTS

First Round

[Indiana \(PA\) 62, Fairmont St. 13](#)
[LIU Post 48, Winston-Salem 41](#)
[Shepherd 48, Assumption 31](#)
[UNC Pembroke 24, Valdosta St. 21](#)
[Tuskegee 35, Newberry 33](#)
[North Greenville 27, Florida Tech 13](#)
[Emporia St. 59, Minn. Duluth 26](#)
[Sioux Falls 34, Azusa Pacific 21](#)
[Harding 48, Central Mo. 31](#)
[Tex. A&M-Commerce 34, Colorado Mesa 23](#)
[Ferris St. 65, Midwestern St. 34](#)
[Colorado Mines 63, Southeast Baptist 35](#)

Second Round

[California \(PA\) 44, Indiana \(PA\) 23](#)
[Shepherd 40, LIU Post 21](#)
[North Ala. 41, UNC Pembroke 17](#)
[North Greenville 45, Tuskegee 26](#)
[Northwest Mo. St. 44, Emporia St. 13](#)
[Harding 27, Sioux Falls 24](#)
[Grand Valley St. 55, Tex. A&M-Commerce 32](#)
[Ferris St. 38, Colorado Mines 17](#)

Quarterfinals

[Shepherd 41, California \(PA\) 30](#)
[North Ala. 38, North Greenville 0](#)
[Northwest Mo. St. 35, Harding 0](#)
[Ferris St. 47, Grand Valley St. 32](#)

Semifinals

[Northwest Mo. St. 35, Ferris St. 20](#)
[North Ala. 23, Shepherd 13](#)

Championship

[Northwest Mo. St. 29, North Ala. 3](#)

HISTORY

REGIONAL CHAMPIONSHIP RESULTS

Before 1973, there was no Division II Football Championship. Instead, four regional bowl games were played in order to provide postseason action for what then were called NCAA College Division member institutions. Following are the results of those bowl games:

EAST (TANGERINE BOWL)

Year	Champion	Coach	Score	Runner-Up	Site
1964	East Carolina	Clarence Stasavich	14-13	Massachusetts	Orlando, Fla.
1965	East Carolina	Clarence Stasavich	31-0	Maine	Orlando, Fla.
1966	Morgan St.	Earl Banks	14-6	West Chester	Orlando, Fla.
1967	UT Martin	Robert Carroll	25-8	West Chester	Orlando, Fla.

EAST (BOARDWALK BOWL)

Year	Champion	Coach	Score	Runner-Up	Site
1968	Delaware	Tubby Raymond	31-24	Indiana (PA)	Atlantic City, N.J.
1969	Delaware	Tubby Raymond	31-13	N.C. Central	Atlantic City, N.J.
1970	Delaware	Tubby Raymond	38-23	Morgan St.	Atlantic City, N.J.
1971	Delaware	Tubby Raymond	72-22	LIU Post	Atlantic City, N.J.
1972	Massachusetts	Dick MacPherson	35-14	UC Davis	Atlantic City, N.J.

MIDEAST (GRANTLAND RICE BOWL)

Year	Champion	Coach	Score	Runner-Up	Site
1964	Middle Tenn.	Charles Murphy	20-0	Muskingum	Murfreesboro, Tenn.
1965	Ball St. Tennessee St.	Ray Louthen John Merritt	14-14	—	Murfreesboro, Tenn.
1966	Tennessee St.	John Merritt	34-7	Muskingum	Murfreesboro, Tenn.
1967	Eastern Ky.	Roy Kidd	27-13	Ball St.	Murfreesboro, Tenn.
1968	Louisiana Tech	Maxie Lambright	33-13	Akron	Murfreesboro, Tenn.
1969	East Tenn. St.	John Bell	34-14	Louisiana Tech	Baton Rouge, La.
1970	Tennessee St.	John Merritt	26-25	La.-Lafayette	Baton Rouge, La.
1971	Tennessee St.	John Merritt	26-23	McNeese St.	Baton Rouge, La.
1972	Louisiana Tech	Maxie Lambright	35-0	Tennessee Tech	Baton Rouge, La.

MIDWEST (PECAN BOWL)

Year	Champion	Coach	Score	Runner-Up	Site
1964	UNI	Stan Sheriff	19-17	Lamar	Abilene, Texas
1965	North Dakota St.	Darrell Mudra	20-7	Grambling	Abilene, Texas
1966	North Dakota	Marv Helling	42-24	Parsons	Abilene, Texas
1967	Texas-Arlington	Burley Bearden	13-0	North Dakota St.	Abilene, Texas
1968	North Dakota St.	Ron Erhardt	23-14	Arkansas St.	Arlington, Texas
1969	Arkansas St.	Bennie Ellender	29-21	Drake	Arlington, Texas
1970	Arkansas St.	Bennie Ellender	38-21	Central Mo.	Arlington, Texas

MIDWEST (PIONEER BOWL)

Year	Champion	Coach	Score	Runner-Up	Site
1971	Louisiana Tech	Maxie Lambright	14-3	Eastern Mich.	Wichita Falls, Texas
1972	Tennessee St.	John Merritt	29-7	Drake	Wichita Falls, Texas

WEST (CAMELLIA BOWL)

1964	Montana St.	Jim Sweeney	28-7	Sacramento St.	Sacramento, Calif.
1965	Cal St. L.A.	Homer Beatty	18-10	UC Santa Barbara	Sacramento, Calif.
1966	San Diego St.	Don Coryell	28-7	Montana St.	Sacramento, Calif.
1967	San Diego St.	Don Coryell	27-6	San Fran. St.	Sacramento, Calif.
1968	Humboldt St.	Frank VanDeren	29-14	Fresno St.	Sacramento, Calif.
1969	North Dakota St.	Ron Erhardt	30-3	Montana	Sacramento, Calif.
1970	North Dakota St.	Ron Erhardt	31-16	Montana	Sacramento, Calif.
1971	Boise St.	Tony Knap	32-28	Chico St.	Sacramento, Calif.
1972	North Dakota	Jerry Olson	38-21	Cal Poly	Sacramento, Calif.

DIVISION II ALL-TIME CHAMPIONSHIP RESULTS

Year	Champion (Record)	Coach	Score	Runner-Up (Record)	Site	Attendance
1973	Louisiana Tech (12-1)	Maxie Lambright	34-0	Western Ky. (12-1)	Sacramento, Calif.	12,016
1974	Central Mich. (12-1)	Roy Kramer	54-14	Delaware (12-2)	Sacramento, Calif.	10,255
1975	Northern Mich. (12-1)	Gil Krueger	16-14	Western Ky. (11-2)	Sacramento, Calif.	15,558
1976	Montana St. (12-1)	Sonny Holland	24-13	Akron (10-3)	Wichita Falls, Texas	13,200
1977	Lehigh (12-2)	John Whitehead	33-0	Jacksonville St. (11-3)	Wichita Falls, Texas	14,114
1978	Eastern Ill. (12-2)	Darrell Mudra	10-9	Delaware (10-4)	Longview, Texas	5,500
1979	Delaware (13-1)	Tubby Raymond	38-21	Youngstown St. (11-2)	Albuquerque, N.M.	4,000
1980	Cal Poly (10-3)	Joe Harper	21-13	Eastern Ill. (11-3)	Albuquerque, N.M.	2,056
1981	Texas St. (13-1)	Jim Wacker	42-13	North Dakota St. (10-3)	McAllen, Texas	9,415
1982	Texas St. (14-0)	Jim Wacker	34-9	UC Davis (12-1)	McAllen, Texas	8,000
1983	North Dakota St. (13-1)	Don Morton	41-21	Central St. (OH) (12-1)	McAllen, Texas	5,275
1984	Troy (9-1)	Chan Gailey	18-17	North Dakota St. (11-2)	McAllen, Texas	4,500
1985	North Dakota St. (11-2-1)	Earle Solomonson	35-7	North Ala. (12-2)	McAllen, Texas	6,000
1986	North Dakota St. (13-0)	Earle Solomonson	27-7	South Dakota (11-3)	Florence, Ala.	11,506
1987	Troy (12-1-1)	Rick Rhoades	31-17	Portland St. (11-2-1)	Florence, Ala.	10,660
1988	North Dakota St. (14-0)	Rocky Hager	35-21	Portland St. (11-3-1)	Florence, Ala.	6,763
1989	Mississippi Col. (11-3) *	John Williams	3-0	Jacksonville St. (13-1)	Florence, Ala.	10,583
1990	North Dakota St. (14-0)	Rocky Hager	51-11	Indiana (PA) (12-2)	Florence, Ala.	10,080
1991	Pittsburg St. (13-1-1)	Chuck Broyles	23-6	Jacksonville St. (12-1)	Florence, Ala.	11,682
1992	Jacksonville St. (12-1)	Bill Burgess	17-13	Pittsburg St. (14-1)	Florence, Ala.	11,733
1993	North Ala. (14-0)	Bobby Wallace	41-34	Indiana (PA) (13-1)	Florence, Ala.	15,631
1994	North Ala. (13-1)	Bobby Wallace	16-10	Tex. A&M-Kingsville (12-2)	Florence, Ala.	13,526
1995	North Ala. (14-0)	Bobby Wallace	27-7	Pittsburg St. (12-1-1)	Florence, Ala.	15,241
1996	Northern Colo. (12-3)	Joe Glenn	23-14	Carson-Newman (12-2)	Florence, Ala.	5,745
1997	Northern Colo. (13-2)	Joe Glenn	51-0	New Haven (12-2)	Florence, Ala.	3,352
1998	Northwest Mo. St. (15-0)	Mel Tjeerdsma	24-6	Carson-Newman (12-2)	Florence, Ala.	6,149
1999	Northwest Mo. St. (14-1)	Mel Tjeerdsma	58-52 (4 OT)	Carson-Newman (13-1)	Florence, Ala.	8,451
2000	Delta St. (14-1)	Steve Campbell	63-34	Bloomsburg (12-3)	Florence, Ala.	7,123
2001	North Dakota (14-1)	Dale Lennon	17-14	Grand Valley St. (13-1)	Florence, Ala.	6,113
2002	Grand Valley St. (14-0)	Brian Kelly	31-24	Valdosta St. (14-1)	Florence, Ala.	9,783
2003	Grand Valley St. (14-1)	Brian Kelly	10-3	North Dakota (12-2)	Florence, Ala.	7,236
2004	Valdosta St. (13-1)	Chris Hatcher	36-31	Pittsburg St. (14-1)	Florence, Ala.	8,604
2005	Grand Valley St. (13-0)	Chuck Martin	21-17	Northwest Mo. St. (11-4)	Florence, Ala.	7,055
2006	Grand Valley St. (15-0)	Chuck Martin	17-14	Northwest Mo. St. (14-1)	Florence, Ala.	7,437
2007	Valdosta St. (13-1)	David Dean	25-20	Northwest Mo. St. (12-2)	Florence, Ala.	7,532
2008	Minn. Duluth (15-0)	Bob Nielson	21-14	Northwest Mo. St. (13-2)	Florence, Ala.	6,219
2009	Northwest Mo. St. (14-1)	Mel Tjeerdsma	30-23	Grand Valley St. (13-2)	Florence, Ala.	6,211
2010	Minn. Duluth (15-0)	Bob Nielson	20-17	Delta St. (11-4)	Florence, Ala.	4,027
2011	Pittsburg St. (13-1)	Tim Beck	35-21	Wayne St. (MI) (12-4)	Florence, Ala.	7,276
2012	Valdosta St. (12-2)	David Dean	35-7	Winston-Salem (14-1)	Florence, Ala.	7,527
2013	Northwest Mo. St. (15-0)	Adam Dorrel	43-28	Lenoir-Rhyne (13-2)	Florence, Ala.	6,543
2014	Colo. St-Pueblo (14-1)	John Wristen	13-0	Minn. St.-Mankato (14-1)	Kansas City	6,762
2015	Northwest Mo. St. (15-0)	Adam Dorrel	34-7	Shepherd (13-1)	Kansas City	16,181
2016	Northwest Mo. St. (15-0)	Adam Dorrel	29-3	North Ala. (11-2)	Kansas City	9,576

*Mississippi College's participation in the 1989 Division II championship vacated by the NCAA Committee on Infractions.

TEAM CHAMPIONSHIPS

Team	Championships	Appearances	Team	Championships	Appearances
Northwest Mo. St.	6	10	CSU-Pueblo	1	1
North Dakota St.	5	7	Delaware	1	3
Grand Valley St.	4	6	Delta St.	1	2
North Ala.	3	5	Eastern Illinois	1	2
Valdosta St.	3	4	Jacksonville St.	1	4
Minn.-Duluth	2	2	Lehigh	1	1
Northern Colo.	2	2	Louisiana Tech	1	1
Pittsburg St.	2	5	Mississippi College*	1	1
Texas St.	2	2	Montana St.	1	1
Troy	2	2	North Dakota	1	2
Cal Poly	1	1	Northern Mich.	1	1
Central Mich.	1	1			

INDIVIDUAL RECORDS

GAME

Net Yards Rushing

379—Ronald Moore, Pittsburg St. (41) vs. Portland St. (38), 12-5-92.

Rushes Attempted

51—Terry Morrow, Central St. (OH) (31) vs. Towson (0), 11-28-86.

Touchdowns by Rushing

6—Bernard Scott, Abilene Christian (93) vs. West Tex. A&M (68), 11-22-2008.

Net Yards Passing

630—Trevor Harris, Edinboro (63) vs. West Liberty (84), 11-21-2009.

Passes Attempted

76—Trevor Harris, Edinboro (63) vs. West Liberty (84), 11-21-2009.

Passes Completed

50—Trevor Harris, Edinboro (63) vs. West Liberty (84), 11-21-2009.

Passes Had Intercepted

6—Dennis Tomek, Western Ky. (28) vs. Grambling (20), 12-8-73.

Touchdown Passes

7—Keith Null, West Tex. A&M (68) vs. Abilene Christian (93), 11-22-2008; Cody Haffly, Wingate (63) vs. Morehouse (41), 11-20-2010.

Completion Percentage (Minimum 10 Attempts)

.909—Kevin Feeney, North Dakota St. (41) vs. North Dakota (10), 11-18-95 (10 of 11).

Net Yards Rushing and Passing

647—Trevor Harris, Edinboro (63) vs. West Liberty (84), 11-21-2009 (17 rushing, 630 passing).

Rushing and Passing Plays

93—Trevor Harris, Edinboro (63) vs. West Liberty (84), 11-21-2009 (17 rushing, 76 passing).

Punting Average (Minimum 3 Punts)

55.0—James Dugan, West Ga. (23) vs. Northwest Mo. St. (38), 12-12-15 (3 for 165).

Punts

12—Charlie Johnson, Western Ky. (28) vs. Grambling (20), 12-8-73; Billy Becher, Northeastern St. (19) vs. UC Davis (14), 11-27-99; Jason Brown, Central Mo. (28) vs. Northern Colo. (49), 11-23-2002; Kenn Barnett, Valdosta St. (21) vs. Tex. A&M-Kingsville (12), 12-7-2002; Chris Putnam, Northwood (MI) (7) vs. Grand Valley St. (10), 11-20-2004; Vinny Pacifico, Shaw (7) vs. Delta St. (45), 11-17-07.

Receptions

18—Chase Krivashei, Humboldt St. (45) vs. Augustana (SD) (31), 11-21-2015.

Net Yards Receiving

323—Charly Martin, West Tex. A&M (68) vs. Abilene Christian (93), 11-22-2008.

Touchdown receptions

5—Charly Martin, West Tex. A&M (68) vs. Abilene Christian (93), 11-22-2008.

Interceptions

4—Vince Buck, Central St. (OH) (31) vs. Towson (0), 11-28-86.

Yards Gained On Interception Returns

154—William Felton, Albany St. (GA) (42) vs. Arkansas Tech (24), 11-20-2004 (3 interceptions, including 1 return for 63-yard TD).

Yards Gained on Punt Returns

138—Rick Caswell, Western Ky. (14) vs. New Hampshire (3), 12-6-75.

Yards Gained on Kickoff Returns

215—Sean Smith, Bloomsburg (29) vs. Clarion (42), 11-23-96.

Points

42—Bernard Scott, Abilene Christian (93) vs. West Tex. A&M (68), 11-22-2008.

Touchdowns

7—Bernard Scott, Abilene Christian (93) vs. West Tex. A&M (68), 11-22-2008.

Extra Points

12—Mike Blewett, West Liberty (84) vs. Edinboro (63), 11-21-2009.

Field Goals

5—Austin Morton, Emporia St. (29) vs. Henderson St. (3), 11-28-15; Simon Mathieson, Northwest Mo. St. (35) vs. Harding (0), 12-3-16.

Total Tackles

20—Brycen Gagnon, Southwest Baptist (35) vs. Colorado Mines (63), 11-19-2016.

Tackles for Loss

5—Marcus Martin, Slippery Rock (16) vs. Shepherd (28), 12-5-2015; Jacob Vollstedt, Northwest Mo. St. (44) vs. Emporia St. (13), 11-26-16; Cass Weilt, Northwest Mo. St. (29) vs. North Ala. (3), 12-17-16.

Pass Sacks

4.0—Collin Bevins, Northwest Mo. St. (34) vs. Shepherd (7), 12-19-2015; Dylan Donahue, West Ga. (27) vs. Valdosta St. (20), 11-28-15.

TOURNAMENT

Net Yards Rushing

771—Xavier Omon, Northwest Mo. St., 2007 (107 vs. West Tex. A&M, 309 vs. Chadron St., 292 vs. Grand Valley St., 63 vs. Valdosta St.).

Rushes Attempted

123—Xavier Omon, Northwest Mo. St., 2007 (28 vs. West Tex. A&M, 37 vs. Chadron St., 31 vs. Grand Valley St., 27 vs. Valdosta St.).

Net Yards Passing

1,365—Josh Lamberson, Northwest Mo. St., 2005 (258 vs. Angelo St., 311 vs. Washburn, 225 vs. Pittsburg St., 245 vs. North Ala., 326 vs. Grand Valley St.).

Passes Attempted

162—Josh Lamberson, Northwest Mo. St., 2005 (24 vs. Angelo St., 26 vs. Washburn, 23 vs. Pittsburg St., 40 vs. North Ala., 49 vs. Grand Valley St.).

Passes Completed

113—Josh Lamberson, Northwest Mo. St., 2005 (18 vs. Angelo St., 17 vs. Washburn, 20 vs. Pittsburg St., 25 vs. North Ala., 33 vs. Grand Valley St.).

Passes Had Intercepted

9—Dennis Tomek, Western Ky., 1973 (0 vs. Lehigh, 6 vs. Grambling, 3 vs. Louisiana Tech).

Touchdown Passes

17—Eric Miller, Bloomsburg, 2000 [5 vs. Saginaw Valley, 4 vs. Northwood (MI), 5 vs. UC Davis, 3 vs. Delta St.].

Completion Percentage (Minimum 2 Games)

.824—Mike Turk, Troy, 1984, 14 of 17 [4-5 vs. Central St. (OH), 5-5 vs. Towson, 5-7 vs. North Dakota St.].

Receptions

41—Caleb Johnson, North Dakota, 2004 (13 vs. St. Cloud St., 9 vs. Michigan Tech, 9 vs. Grand Valley St., 10 vs. Pittsburg St.).

Net Yards Receiving

604—Eric Fowler, Grand Valley St., 2006 (116 vs. South Dakota, 174 vs. North Dakota, 218 vs. Delta St., 96 vs. Northwest Mo. St.).

Touchdown receptions

12—David Kircus, Grand Valley St., 2002 [4 vs. LIU Post, 1 vs. Indiana (PA), 4 vs. Northern Colo., 3 vs. Valdosta St.].

Interceptions

4—JP Lohrentz, Emporia St., 2015 (3 vs. Minn. St. Mankato, 1 vs. Henderson St., 0 vs. Northwest Mo. St.); Philbert Martial, North Ala., 2016 (1 vs. UNC Pembroke, 2 vs. North Greenville, 0 vs. Shepherd, 1 vs. Northwest Mo. St.).

Points

88—Ronald Moore, Pittsburg St., 1992 (18 vs. North Dakota, 32 vs. North Dakota St., 32 vs. Portland St., 6 vs. Jacksonville St.).

Touchdowns

14—Ronald Moore, Pittsburg St., 1992 (3 vs. North Dakota, 5 vs. North Dakota St., 5 vs. Portland St., 1 vs. Jacksonville St.).

Total Tackles

46—Jacob Vollstedt, Northwest Mo. St., 2016 (11 vs. Emporia St., 13 vs. Harding, 12 vs. Ferris St., 10 vs. North Ala.).

Tackles for Loss

12.0—Jacob Vollstedt, Northwest Mo. St., 2016 (5.0 vs. Emporia St., 3.5 vs. Harding, 2.5 vs. Ferris St., 1.0 vs. North Ala.).

Pass Sacks

8—Collin Bevins, Northwest Mo. St., 2015 (1 vs. Humboldt St., 3 vs. Emporia St., 0 vs. West Ga., 4 vs. Shepherd)

Passes Defended

10—Tavierre Thomas, Ferris St., 2016 (3 vs. Midwestern St., 4 vs. Colorado Mines, 1 vs. Grand Valley St., 2 vs. Northwest Mo. St.).

Forced Fumbles

3—Jacob Vollstedt, Northwest Mo. St., 2016 (0 vs. Emporia St., 0 vs. Harding, 2 vs. Ferris St., 1 vs. North Ala.); Bruno Anyangwe, Shepherd, 2016 (1 vs. Assumption, 0 vs. LIU Post, 1 vs. California [PA], 1 vs. North Ala.).

LONGEST PLAYS

Rush

98—Wesley Whiten, Tex. A&M-Kingsville (59) vs. Fort Hays St. (28), 11-18-95, TD; Xavier Omon, Northwest Mo. St. (34) vs. Grand Valley St. (16), 12-8-2007, TD.

Pass (including run)

99—Ken Suhl to Tony Willis, New Haven (35) vs. Ferris St. (13), 11-28-92, TD.

Field Goal

64—Garrett Lindholm, Tarleton St. (57) at Tex. A&M-Kingsville (56) (2 OT), 11-14-2009.

Punt

87—Brandon Kliesen, Colorado St.-Pueblo (13) vs. West Texas A&M (34), 12-1-2012.

Punt Return

92—Janoris Jenkins, North Ala. (43) vs. West Ala. (27), 11-19-2011, TD.

Kickoff Return

100—Ken Bowles, UNLV (6) vs. Akron (26), 11-26-76, TD; Garth Mins, Neb.-Kearney (40) vs. Tex. A&M-Kingsville (58), 11-23-2002, TD; Brandon Stout, Central Wash. (20) vs. Omaha (17), 11-24-2007, TD.

Interception Return

100—Charles Harris, Jacksonville St. (34) vs. Truman (21), 11-27-82, TD.

Fumble Return

77—Jeffrey Rodgers, Tex. A&M-Kingsville (30) vs. Portland St. (35), 11-28-92, TD.

TEAM RECORDS

GAME

First Downs

45—Humboldt St. (45) vs. Augustana (31), 11-21-2015.

First Downs by Rushing

29—Delta St. (63) vs. Bloomsburg (34), 12-9-2000.

First Downs by Passing

34—Edinboro (63) vs. West Liberty (84), 11-21-2009.

Net Yards Rushing

566—Jacksonville St. (63) vs. West Chester (24), 11-19-88.

Rushes Attempted

88—Carson-Newman (38) vs. Lenoir-Rhyne (35), 11-24-2012.

Longest Rush

99—Northwood (MI) (14) vs. Bloomsburg (38), 11-25-2000 (29-yard run by Jason Martin and 70 yards after lateral by Chad Coons).

Net Yards Passing

630—Edinboro (63) vs. West Liberty (84), 11-21-2009.

Passes Attempted

76—Edinboro (63) vs. West Liberty (84), 11-21-2009.

Passes Completed

50—Edinboro (63) vs. West Liberty (84), 11-21-2009.

Passes Had Intercepted

7—Towson (0) vs. Central St. (OH) (31), 11-28-86.

Completion Percentage (Minimum 10 Attempts)

.909—North Dakota St. (41) vs. North Dakota (10), 11-18-95 (10 of 11).

Net Yards Rushing and Passing

810—Abilene Christian (93) vs. West Tex. A&M (68), 11-22-2008 (427 rushing, 383 passing).

Rushing and Passing Plays

116—Chadron St. (76) vs. Abilene Christian (73) (3 OT), 11-24-2007 (54 rushing, 62 passing).

Punting Average (Minimum 3 Punts)

53.7—UC Davis (23) vs. Angelo St. (28), 11-18-89 (7 for 376).

Punts

12—Delaware (8) vs. Grambling (17), 12-1-73; Western Ky. (0) vs. Louisiana Tech (34), 12-15-73; Central Mo. (28) vs. Northern Colo. (49), 11-23-2002.

Punts Blocked by Team

2—Truman (21) vs. Jacksonville St. (34), 11-27-82; Northwest Mo. St. (35) vs. Minnesota St. (38), 11-24-2012.

Yards Gained on Punt Returns

183—Valdosta St. (37) vs. North Ala. (23), 12-1-2007.

Yards Gained on Kickoff Returns

347—Albany St. (GA) (35) vs. Catawba (66), 11-17-2007.

Yards Gained on Interception Returns

184—Northwest Mo. St. (56) vs. West Tex. A&M (28), 11-24-2007.

Yards Penalized

185—Tex. A&M-Kingsville (30) vs. Portland St. (3), 11-25-95.

Penalties

19—Tarleton St. (57) at Tex. A&M-Kingsville (56) (2 OT), 11-14-2009.

Fumbles

10—Winston-Salem (0) vs. Delaware (41), 12-2-78.

Fumbles Lost

7—Louisiana Tech (10) vs. Western Caro. (7), 11-30-74.

Points

93—Abilene Christian vs. West Tex. A&M (68), 11-22-2008.

Pass Sacks

10—Northwest Mo. St. (34) vs. Shepherd (7), 12-19-2015.

TOURNAMENT

First Downs

110—Bloomsburg, 2000 [27 vs. Saginaw Valley, 28 vs. Northwood (MI), 34 vs. UC Davis, 21 vs. Delta St.].

Net Yards Rushing

1,660—North Dakota St., 1988 [474 vs. Augustana (SD), 434 vs. Millersville, 413 vs. Sacramento St., 339 vs. Portland St.].

Net Yards Passing

1,365—Northwest Mo. St., 2005 (258 vs. Angelo St., 311 vs. Washburn, 225 vs. Pittsburg St., 245 vs. North Ala., 326 vs. Grand Valley St.).

Net Yards Rushing and Passing

2,114—Bloomsburg, 2000 [573 vs. Saginaw Valley, 487 vs. Northwood (MI), 660 vs. UC Davis, 394 vs. Delta St.].

Passes Attempted

166—Northwest Mo. St., 2005 (25 vs. Angelo St., 27 vs. Washburn, 23 vs. Pittsburg St., 40 vs. North Ala., 51 vs. Grand Valley St.).

Passes Completed

113—Northwest Mo. St., 2005 (18 vs. Angelo St., 17 vs. Washburn, 20 vs. Pittsburg St., 25 vs. North Ala., 33 vs. Grand Valley St.).

Passes Had Intercepted

10—Western Ky., 1973 (0 vs. Lehigh, 6 vs. Grambling, 4 vs. Louisiana Tech).

Number of Punts

29—Western Ky., 1973 (6 vs. Lehigh, 11 vs. Grambling, 12 vs. Louisiana Tech).

Yards Penalized

362—Carson-Newman, 1999 (102 vs. Arkansas Tech, 79 vs. Catawba, 94 vs. Northeastern St., 87 vs. Northwest Mo. St.).

Fumbles

16—Delaware, 1978 (8 vs. Jacksonville St., 2 vs. Winston-Salem, 6 vs. Eastern Ill.).

Fumbles Lost

12—Delaware, 1978 (6 vs. Jacksonville St., 2 vs. Winston-Salem, 4 vs. Eastern Ill.).

Points

199—Grand Valley St., 2002 [62 vs. LIU Post, 62 vs. Indiana (PA), 44 vs. Northern Colo., 31 vs. Valdosta St.].

Pass Sacks

25—Northwest Mo. St., 2015 [5 vs. Humboldt St., 8 vs. Emporia St., 2 vs. West Ga., 10 vs. Shepherd].

CHAMPIONSHIP GAME RECORDS

INDIVIDUAL

Net Yards Rushing

195—Billy Holmes, Northern Colo. (51) vs. New Haven (0), 1997 (30 rushes).

Touchdowns By Rushing

4—Dick Dunham, Central Mich. (56) vs. Delaware (14), 1974.

Passes Attempted

49—Josh Lamberson, Northwest Mo. St. (17) vs. Grand Valley St. (21), 2005 (33 completions); Brad Iciek, Grand Valley St. (23) vs. Northwest Mo. St. (30), 12-12-2009 (28 completions).

Passes Completed

33—Josh Lamberson, Northwest Mo. St. (17) vs. Grand Valley St. (21), 2005 (49 attempts).

Touchdown Passes

5—Travis Miles, Northwest Mo. St. (58) vs. Carson-Newman (52) (4 OT), 1999.

Receptions

11—Pete Ravettine, Delaware (9) vs. Eastern Ill. (10), 1978 (156 yards); David Kircus, Grand Valley St. (31) vs. Valdosta St. (24), 2002 (270 yards).

Net Yards Receiving

270—David Kircus, Grand Valley St. (31) vs. Valdosta St. (24), 2002.

Touchdown Receptions

3—J.R. Hill, Northwest Mo. St. (58) vs. Carson-Newman (52) (4 OT), 1999; David Kircus, Grand Valley St. (31) vs. Valdosta St. (24), 2002.

Points

24—Dick Dunham, Central Mich. (56) vs. Delaware (14), 1974.

Touchdowns

4—Dick Dunham, Central Mich. (56) vs. Delaware (14), 1974.

Total Tackles

19—James Gupton, Shepherd (7) vs. Northwest Mo. St. (34), 2015.

Solo Tackles

14—Jeremiah Dyer, Bloomsburg (34) vs. Delta St. (63), 2000.

Assisted Tackles

8—James Gupton, Shepherd (7) vs. Northwest Mo. St. (34), 2015.

Tackles for Loss

5.0—Cass Weill, Northwest Mo. St. (29) vs. North Ala. (3), 2016.

Pass Sacks

4.0—Collin Bevins, Northwest Mo. St. (34) vs. Shepherd (7), 2015.

Passes Defended

3—Chama Pierre, Northwest Mo. St. (29) vs. North Ala. (3), 2016.

Forced Fumbles

1—Dorsey Norris, North Ala. (3) vs. Northwest Mo. St. (29), 2016; Jacob Vollstedt, Northwest Mo. St. (29) vs. North Ala. (3), 2016; Ben Althoff, Northwest Mo. St. (29) vs. North Ala. (3), 2016; James King, Shepherd (7) vs. Northwest Mo. St. (34), 2015; Shaneil Jenkins, Shepherd (7) vs. Northwest Mo. St. (34), 2015; Rumeal Harris, Minnesota St. (0) vs. Colo. St.-Pueblo (13), 2014; DJ Gnader, Northwest Mo. St. (43) vs. Lenoir-Rhyne (28), 2013.

LONGEST PLAYS

Rush

90—Kenyatta Jones, North Ala. (16) vs. Tex. A&M-Kingsville (10), 1994, TD.

Pass (Including Run)

75—Chris Simdorn to T.R. McDonald, North Dakota St. (51) vs. Indiana (PA) (11), 1990, TD.

Field Goal

50—Ted Clem, Troy (18) vs. North Dakota St. (17), 1984.

Punt Return

86—Ques Rumph, Carson-Newman (52) vs. Northwest Mo. St. (58) (4 OT), 1999, TD.

Kickoff Return

99—Ronald Moore, Pittsburg St. (13) vs. Jacksonville St. (17), 1992, TD.

Interception Return

61—Vince Hyland, Delaware (38) vs. Youngstown St. (21), 1979, TD.

TEAM

First Downs

36—Delta St. (63) vs. Bloomsburg (34), 2000 (29 rushing, 6 passing, 1 by penalty).

Net Yards Rushing

524—Delta St. (63) vs. Bloomsburg (34), 2000 (69 rushes).

Net Yards Passing

361—Grand Valley St. (31) vs. Valdosta St. (24), 2002 (23 of 36).

Passes Attempted

51—Northwest Mo. St. (17) vs. Grand Valley St. (21), 2005 (33 completions).

Passes Completed

33—Northwest Mo. St. (17) vs. Grand Valley St. (21), 2005 (51 attempts).

Passes Had Intercepted

4—Western Ky. (0) vs. Louisiana Tech (34), 1973; Delaware (14) vs. Central Mich. (56), 1974.

Yards Penalized

140—Eastern Ill. (13) vs. Cal Poly (21), 1980 (11 penalties).

Fumbles Lost

4—Jacksonville St. (0) vs. Lehigh (33), 1977; Delaware (9) vs. Eastern Ill. (10), 1978 (6 fumbles); North Dakota St. (13) vs. Texas St. (42), 1981 (5 fumbles); UC Davis (9) vs. Texas St. (34), 1982 (4 fumbles).

Tackles for Loss

12.0—Northwest Mo. St. (34) vs. Shepherd (7), 2015.

Pass Sacks

10—Northwest Mo. St. (34) vs. Shepherd (7), 2015.

Passes Defended

7—Northwest Mo. St. (29) vs. North Ala. (3), 2016.

Forced Fumbles

2—Northwest Mo. St. (29) vs. North Ala. (3), 2016; Shepherd (7) vs. Northwest Mo. St. (34), 2015.

Points

63—Delta St. vs. Bloomsburg (34), 2000.

Points, Both Teams

110—Northwest Mo. St. (58) and Carson-Newman (52) (4 OT), 1999.

Championship Game Records originally researched and submitted by Jeff Hodges, SID, University of North Alabama.

YEAR-BY-YEAR DIVISION II CHAMPIONSHIP RESULTS

1973 (8)

Team	Coach	Record	Result
Louisiana Tech	Maxie Lambright	3-0	Champion
Western Ky.	Jimmy Feix	2-1	Second
Boise St.	Tony Knap	1-1	Semifinalist
Grambling	Eddie Robinson	1-1	Semifinalist
Delaware	Tubby Raymond	0-1	Lost 1st Round
Lehigh	Fred Dunlap	0-1	Lost 1st Round
South Dakota	Joe Salem	0-1	Lost 1st Round
Western Ill.	Darrell Mudra	0-1	Lost 1st Round

1974 (8)

Team	Coach	Record	Result
Central Mich.	Roy Kramer	3-0	Champion
Delaware	Tubby Raymond	2-1	Second
Louisiana Tech	Maxie Lambright	1-1	Semifinalist
UNLV	Ron Meyer	1-1	Semifinalist
Alcorn	Marino Casem	0-1	Lost 1st Round
Boise St.	Tony Knap	0-1	Lost 1st Round
Western Caro.	Bob Waters	0-1	Lost 1st Round
Youngstown St.	Rey Dempsey	0-1	Lost 1st Round

1975 (8)

Team	Coach	Record	Result
Northern Mich.	Gil Krueger	3-0	Champion
Western Ky.	Jimmy Feix	2-1	Second
New Hampshire	Bill Bowes	1-1	Semifinalist
West Ala.	Jim King	1-1	Semifinalist
Boise St.	Tony Knap	0-1	Lost 1st Round
Lehigh	Fred Dunlap	0-1	Lost 1st Round
North Dakota	Jerry Olson	0-1	Lost 1st Round
UNI	Stan Sheriff	0-1	Lost 1st Round

1976 (8)

Team	Coach	Record	Result
Montana St.	Sonny Holland	3-0	Champion
Akron	Jim Dennison	2-1	Second
North Dakota St.	Jim Wacker	1-1	Semifinalist
Northern Mich.	Gil Krueger	1-1	Semifinalist
Delaware	Tubby Raymond	0-1	Lost 1st Round
Eastern Ky.	Roy Kidd	0-1	Lost 1st Round
UNLV	Tony Knap	0-1	Lost 1st Round
New Hampshire	Bill Bowes	0-1	Lost 1st Round

1977 (8)

Team	Coach	Record	Result
Lehigh	John Whitehead	3-0	Champion
Jacksonville St.	Jim Fuller	2-1	Second

Team	Coach	Record	Result
UC Davis	Jim Sochor	1-1	Semifinalist
North Dakota St.	Jim Wacker	1-1	Semifinalist
Bethune-Cookman	Andy Hinson	0-1	Lost 1st Round
Massachusetts	Dick MacPherson	0-1	Lost 1st Round
Northern Ariz.	Joe Salem	0-1	Lost 1st Round
Northern Mich.	Gil Krueger	0-1	Lost 1st Round

1978 (8)

Team	Coach	Record	Result
Eastern Ill.	Darrell Mudra	3-0	Champion
Delaware	Tubby Raymond	2-1	Second
Winston-Salem	Bill Hayes	1-1	Semifinalist
Youngstown St.	Bill Narduzzi	1-1	Semifinalist
UC Davis	Jim Sochor	0-1	Lost 1st Round
Cal Poly	Joe Harper	0-1	Lost 1st Round
Jacksonville St.	Jim Fuller	0-1	Lost 1st Round
Omaha	Sandy Buda	0-1	Lost 1st Round

1979 (8)

Team	Coach	Record	Result
Delaware	Tubby Raymond	3-0	Champion
Youngstown St.	Bill Narduzzi	2-1	Second
Alabama A&M	Ray Greene	1-1	Semifinalist
Mississippi Col.	John Williams	1-1	Semifinalist
Morgan St.	Clarence Thomas	0-1	Lost 1st Round
North Dakota	Gene Murphy	0-1	Lost 1st Round
South Dakota St.	John Gregory	0-1	Lost 1st Round
Virginia Union	Willard Bailey	0-1	Lost 1st Round

1980 (8)

Team	Coach	Record	Result
Cal Poly	Joe Harper	3-0	Champion
Eastern Ill.	Darrell Mudra	2-1	Second
North Ala.	Wayne Grubb	1-1	Semifinalist
Santa Clara	Pat Malley	1-1	Semifinalist
Jacksonville St.	Jim Fuller	0-1	Lost 1st Round
Northern Colo.	Bob Blasi	0-1	Lost 1st Round
Northern Mich.	Bill Rademacher	0-1	Lost 1st Round
Virginia Union	Willard Bailey	0-1	Lost 1st Round

1981 (8)

Team	Coach	Record	Result
Texas St.	Jim Wacker	3-0	Champion
North Dakota St.	Don Morton	2-1	Second
Northern Mich.	Bill Rademacher	1-1	Semifinalist
Shippensburg	Vito Ragazzo	1-1	Semifinalist
Elizabeth City St.	Johnnie Walton	0-1	Lost 1st Round
Jacksonville St.	Jim Fuller	0-1	Lost 1st Round
Puget Sound	Ron Simonson	0-1	Lost 1st Round
Virginia Union	Willard Bailey	0-1	Lost 1st Round

1982 (8)

Team	Coach	Record	Result
Texas St.	Jim Wacker	3-0	Champion
UC Davis	Jim Sochor	2-1	Second
Jacksonville St.	Jim Fuller	1-1	Semifinalist
North Dakota St.	Don Morton	1-1	Semifinalist
Fort Valley St.	Doug Porter	0-1	Lost 1st Round
Northern Mich.	Bill Rademacher	0-1	Lost 1st Round
Truman	Bruce Craddock	0-1	Lost 1st Round

Team	Coach	Record	Result
Virginia Union	Willard Bailey	0-1	Lost 1st Round

1983 (8)

Team	Coach	Record	Result
North Dakota St.	Don Morton	3-0	Champion
Central St. (OH)	Billy Joe	2-1	Second
UC Davis	Jim Sochor	1-1	Semifinalist
North Ala.	Wayne Grubb	1-1	Semifinalist
Butler	Bill Sylvester	0-1	Lost 1st Round
Texas St.	John O'Hara	0-1	Lost 1st Round
Towson	Phil Albert	0-1	Lost 1st Round
Virginia Union	Willard Bailey	0-1	Lost 1st Round

1984 (8)

Team	Coach	Record	Result
Troy	Chan Gailey	3-0	Champion
North Dakota St.	Don Morton	2-1	Second
Omaha	Sandy Buda	1-1	Semifinalist
Towson	Phil Albert	1-1	Semifinalist
UC Davis	Jim Sochor	0-1	Lost 1st Round
Central St. (OH)	Billy Joe	0-1	Lost 1st Round
Norfolk St.	Willard Bailey	0-1	Lost 1st Round
Northwest Mo. St.	Vern Thomsen	0-1	Lost 1st Round

1985 (8)

Team	Coach	Record	Result
North Dakota St.	Earle Solomonson	3-0	Champion
North Ala.	Wayne Grubb	2-1	Second
Bloomsburg	George Landis	1-1	Semifinalist
South Dakota	Dave Triplett	1-1	Semifinalist
UC Davis	Jim Sochor	0-1	Lost 1st Round
Central St. (OH)	Billy Joe	0-1	Lost 1st Round
Fort Valley St.	Gerald Walker	0-1	Lost 1st Round
Hampton	Fred Freeman	0-1	Lost 1st Round

1986 (8)

Team	Coach	Record	Result
North Dakota St.	Earle Solomonson	3-0	Champion
South Dakota	Dave Triplett	2-1	Second
Central St. (OH)	Billy Joe	1-1	Semifinalist
Troy	Rick Rhodes	1-1	Semifinalist
Ashland	Fred Martinelli	0-1	Lost 1st Round
UC Davis	Jim Sochor	0-1	Lost 1st Round
Towson	Phil Albert	0-1	Lost 1st Round
Virginia Union	Joe Taylor	0-1	Lost 1st Round

1987 (8)

Team	Coach	Record	Result
Troy	Rick Rhodes	3-0	Champion
Portland St.	Pokey Allen	2-1	Second
UCF	Gene McDowell	1-1	Semifinalist
Northern Mich.	Herb Grenke	1-1	Semifinalist
Angelo St.	Jerry Vandergriff	0-1	Lost 1st Round
Indiana (PA)	Frank Cignetti	0-1	Lost 1st Round
Minnesota St.	Dan Runkle	0-1	Lost 1st Round
Winston-Salem	Bill Hayes	0-1	Lost 1st Round

1988 (16)

Team	Coach	Record	Result
North Dakota St.	Rocky Hager	4-0	Champion
Portland St.	Pokey Allen	3-1	Second
Sacramento St.	Bob Mattos	2-1	Semifinalist
Tex. A&M-Kingsville	Ron Harms	2-1	Semifinalist
Jacksonville St.	Bill Burgess	1-1	Quarterfinalist
Millersville	Gene Carpenter	1-1	Quarterfinalist
N.C. Central	Henry Lattimore	1-1	Quarterfinalist
UT Martin	Don McLeary	1-1	Quarterfinalist
Augustana (SD)	Jim Heintz	0-1	Lost 1st Round
Bowie St.	Sanders Shiver	0-1	Lost 1st Round
Butler	Bill Lynch	0-1	Lost 1st Round
UC Davis	Jim Sochor	0-1	Lost 1st Round
Indiana (PA)	Frank Cignetti	0-1	Lost 1st Round
Mississippi Col.	John Williams	0-1	Lost 1st Round
West Chester	Danny Hale	0-1	Lost 1st Round
Winston-Salem	Pete Richardson	0-1	Lost 1st Round

1989 (16)

Team	Coach	Record	Result
*Mississippi Col.	John Williams	4-0	Champion
Jacksonville St.	Bill Burgess	3-1	Second
Angelo St.	Jerry Vandergriff	2-1	Semifinalist
Indiana (PA)	Frank Cignetti	2-1	Semifinalist
North Dakota St.	Rocky Hager	1-1	Quarterfinalist
Pittsburg St.	Dennis Franchione	1-1	Quarterfinalist
Portland St.	Pokey Allen	1-1	Quarterfinalist
St. Cloud St.	Noel Martin	1-1	Quarterfinalist
Alabama A&M	George Pugh	0-1	Lost 1st Round
Augustana (SD)	Jim Heintz	0-1	Lost 1st Round
UC Davis	Bob Foster	0-1	Lost 1st Round
Edinboro	Tom Hollman	0-1	Lost 1st Round
Grand Valley St.	Tom Beck	0-1	Lost 1st Round
Northwest Mo. St.	Bud Elliott	0-1	Lost 1st Round
Tex. A&M-Kingsville	Ron Harms	0-1	Lost 1st Round
West Chester	Rick Daniels	0-1	Lost 1st Round

1990 (16)

Team	Coach	Record	Result
North Dakota St.	Rocky Hager	4-0	Champion
Indiana (PA)	Frank Cignetti	3-1	Second
*Mississippi Col.	John Williams	2-1	Semifinalist
Pittsburg St.	Chuck Broyles	2-1	Semifinalist
Cal Poly	Lyle Setenich	1-1	Quarterfinalist
Edinboro	Tom Hollman	1-1	Quarterfinalist
Jacksonville St.	Bill Burgess	1-1	Quarterfinalist
Tex. A&M-Commerce	Eddie Vowell	1-1	Quarterfinalist
CSUN	Bob Burt	0-1	Lost 1st Round
Grand Valley St.	Tom Beck	0-1	Lost 1st Round
North Ala.	Bobby Wallace	0-1	Lost 1st Round
Northern Colo.	Joe Glenn	0-1	Lost 1st Round
Truman	Eric Holm	0-1	Lost 1st Round
Virginia Union	Joe Taylor	0-1	Lost 1st Round
Winston-Salem	Pete Richardson	0-1	Lost 1st Round
Wofford	Mike Ayers	0-1	Lost 1st Round

1991 (16)

Team	Coach	Record	Result
Pittsburg St.	Chuck Broyles	4-0	Champion
Jacksonville St.	Bill Burgess	3-1	Second
Indiana (PA)	Frank Cignetti	2-1	Semifinalist

Team	Coach	Record	Result
Portland St.	Pokey Allen	2-1	Semifinalist
Minnesota St.	Dan Runkle	1-1	Quarterfinalist
Mississippi Col.	Terry McMillan	1-1	Quarterfinalist
Shippensburg	Rocky Rees	1-1	Quarterfinalist
Tex. A&M-Commerce	Eddie Vowell	1-1	Quarterfinalist
Butler	Bob Bartolomeo	0-1	Lost 1st Round
East Stroudsburg	Dennis Douds	0-1	Lost 1st Round
Grand Valley St.	Brian Kelly	0-1	Lost 1st Round
North Dakota St.	Rocky Hager	0-1	Lost 1st Round
Northern Colo.	Joe Glenn	0-1	Lost 1st Round
Virginia Union	Joe Taylor	0-1	Lost 1st Round
Winston-Salem	Pete Richardson	0-1	Lost 1st Round
Wofford	Mike Ayers	0-1	Lost 1st Round

1992 (16)

Team	Coach	Record	Result
Jacksonville St.	Bill Burgess	4-0	Champion
Pittsburg St.	Chuck Broyles	3-1	Second
New Haven	Mark Whipple	2-1	Semifinalist
Portland St.	Pokey Allen	2-1	Semifinalist
Ferris St.	Keith Otterbein	1-1	Quarterfinalist
North Ala.	Bobby Wallace	1-1	Quarterfinalist
North Dakota St.	Rocky Hager	1-1	Quarterfinalist
Tex. A&M-Kingsville	Ron Harms	1-1	Quarterfinalist
UC Davis	Bob Foster	0-1	Lost 1st Round
Edinboro	Tom Hollman	0-1	Lost 1st Round
Hampton	Joe Taylor	0-1	Lost 1st Round
North Dakota	Roger Thomas	0-1	Lost 1st Round
Savannah St.	Bill Davis	0-1	Lost 1st Round
Truman	Eric Holm	0-1	Lost 1st Round
West Chester	Rick Daniels	0-1	Lost 1st Round
Western St.	Carl Iverson	0-1	Lost 1st Round

1993 (16)

Team	Coach	Record	Result
North Ala.	Bobby Wallace	4-0	Champion
Indiana (PA)	Frank Cignetti	3-1	Second
North Dakota	Roger Thomas	2-1	Semifinalist
Tex. A&M-Kingsville	Ron Harms	2-1	Semifinalist
UC Davis	Bob Biggs	1-1	Quarterfinalist
Hampton	Joe Taylor	1-1	Quarterfinalist
Minnesota St.	Dan Runkle	1-1	Quarterfinalist
New Haven	Mark Whipple	1-1	Quarterfinalist
Albany St. (GA)	Hampton Smith	0-1	Lost 1st Round
Carson-Newman	Ken Sparks	0-1	Lost 1st Round
Edinboro	Tom Hollman	0-1	Lost 1st Round
Ferris St.	Keith Otterbein	0-1	Lost 1st Round
Fort Hays St.	Bob Cortese	0-1	Lost 1st Round
Mo. Southern St.	Jon Lantz	0-1	Lost 1st Round
Pittsburg St.	Chuck Broyles	0-1	Lost 1st Round
Portland St.	Tim Walsh	0-1	Lost 1st Round

1994 (16)

Team	Coach	Record	Result
North Ala.	Bobby Wallace	4-0	Champion
Tex. A&M-Kingsville	Ron Harms	3-1	Second
Indiana (PA)	Frank Cignetti	2-1	Semifinalist
North Dakota	Roger Thomas	2-1	Semifinalist
Ferris St.	Keith Otterbein	1-1	Quarterfinalist
North Dakota St.	Rocky Hager	1-1	Quarterfinalist
Portland St.	Tim Walsh	1-1	Quarterfinalist

Team	Coach	Record	Result
Valdosta St.	Hal Mumme	1-1	Quarterfinalist
Albany St. (GA)	Hampton Smith	0-1	Lost 1st Round
Angelo St.	Jerry Vandergriff	0-1	Lost 1st Round
Carson-Newman	Ken Sparks	0-1	Lost 1st Round
Grand Valley St.	Brian Kelly	0-1	Lost 1st Round
Pittsburg St.	Chuck Broyles	0-1	Lost 1st Round
Truman	Eric Holm	0-1	Lost 1st Round
West Chester	Rick Daniels	0-1	Lost 1st Round
Western St.	Carl Iverson	0-1	Lost 1st Round

1995 (16)

Team	Coach	Record	Result
North Ala.	Bobby Wallace	4-0	Champion
Pittsburg St.	Chuck Broyles	3-1	Second
Ferris St.	Jeff Pierce	2-1	Semifinalist
Tex. A&M-Kingsville	Ron Harms	2-1	Semifinalist
Carson-Newman	Ken Sparks	1-1	Quarterfinalist
New Haven	Tony Sparano	1-1	Quarterfinalist
North Dakota St.	Rocky Hager	1-1	Quarterfinalist
Portland St.	Tim Walsh	1-1	Quarterfinalist
Albany St. (GA)	Hampton Smith	0-1	Lost 1st Round
Edinboro	Tom Hollman	0-1	Lost 1st Round
Fort Hays St.	Bob Cortese	0-1	Lost 1st Round
Millersville	Gene Carpenter	0-1	Lost 1st Round
North Dakota	Roger Thomas	0-1	Lost 1st Round
Northern Colo.	Joe Glenn	0-1	Lost 1st Round
Tex. A&M-Commerce	Eddie Vowell	0-1	Lost 1st Round
West Ga.	Charlie Fisher	0-1	Lost 1st Round

1996 (16)

Team	Coach	Record	Result
Northern Colo.	Joe Glenn	4-0	Champion
Carson-Newman	Ken Sparks	3-1	Second
UC Davis	Bob Biggs	2-1	Semifinalist
Clarion	Malen Luke	2-1	Semifinalist
Central Okla.	Gary Howard	1-1	Quarterfinalist
Ferris St.	Jeff Pierce	1-1	Quarterfinalist
Northwest Mo. St.	Mel Tjeerdsma	1-1	Quarterfinalist
Valdosta St.	Hal Mumme	1-1	Quarterfinalist
Albany St. (GA)	Hampton Smith	0-1	Lost 1st Round
Bloomsburg	Danny Hale	0-1	Lost 1st Round
Chadron St.	Brad Smith	0-1	Lost 1st Round
Indiana (PA)	Frank Cignetti	0-1	Lost 1st Round
Omaha	Pat Behrns	0-1	Lost 1st Round
Pittsburg St.	Chuck Broyles	0-1	Lost 1st Round
West Ga.	Charlie Fisher	0-1	Lost 1st Round
*Tex. A&M-Kingsville	Ron Harms	0-1	Lost 1st Round

1997 (16)

Team	Coach	Record	Result
Northern Colo.	Joe Glenn	4-0	Champion
New Haven	Tony Sparano	3-1	Second
UC Davis	Bob Biggs	2-1	Semifinalist
Carson-Newman	Ken Sparks	2-1	Semifinalist
Albany St. (GA)	Hampton Smith	1-1	Quarterfinalist
Angelo St.	Jerry Vandergriff	1-1	Quarterfinalist
Northwest Mo. St.	Mel Tjeerdsma	1-1	Quarterfinalist
Slippery Rock	George Mahalik	1-1	Quarterfinalist
Ashland	Gary Keller	0-1	Lost 1st Round
Glenville St.	Warren Ruggerio	0-1	Lost 1st Round
North Ala.	Bobby Wallace	0-1	Lost 1st Round

Team	Coach	Record	Result
North Dakota St.	Bob Babich	0-1	Lost 1st Round
Pittsburg St.	Chuck Broyles	0-1	Lost 1st Round
Southern Ark.	Steve Roberts	0-1	Lost 1st Round
Western St.	Carl Iverson	0-1	Lost 1st Round
*Tex. A&M-Kingsville	Ron Harms	0-1	Lost 1st Round

1998 (16)

Team	Coach	Record	Result
Northwest Mo. St.	Mel Tjeerdsma	4-0	Champion
Carson-Newman	Ken Sparks	3-1	Second
Slippery Rock	George Mihalik	2-1	Semifinalist
*Tex. A&M-Kingsville	Ron Harms	2-1	Semifinalist
Central Okla.	Gary Howard	1-1	Quarterfinalist
Fort Valley St.	Kent Schoolfield	1-1	Quarterfinalist
Northern Colo.	Joe Glen	1-1	Quarterfinalist
Shepherd	Monte Cater	1-1	Quarterfinalist
UC Davis	Bob Biggs	0-1	Lost 1st Round
Chadron St.	Brad Smith	0-1	Lost 1st Round
Delta St.	Todd Knight	0-1	Lost 1st Round
Grand Valley St.	Brian Kelly	0-1	Lost 1st Round
Indiana (PA)	Frank Cignetti	0-1	Lost 1st Round
Omaha	Pat Behrns	0-1	Lost 1st Round
North Dakota	Roger Thomas	0-1	Lost 1st Round
West Ga.	Glenn Spencer	0-1	Lost 1st Round

1999 (16)

Team	Coach	Record	Result
Northwest Mo. St.	Mel Tjeerdsma	4-0	Champion
Carson-Newman	Ken Sparks	3-1	Second
Indiana (PA)	Frank Cignetti	2-1	Semifinalist
Northeastern St.	Tom Eckert	2-1	Semifinalist
UC Davis	Bob Biggs	1-1	Quarterfinalist
Catawba	David Bennett	1-1	Quarterfinalist
Millersville	Gene Carpenter	1-1	Quarterfinalist
Northern Colo.	Joe Glenn	1-1	Quarterfinalist
Arkansas Tech	Steve Mullins	0-1	Lost 1st Round
Central Okla.	Gary Howard	0-1	Lost 1st Round
Fort Valley St.	Kent Schoolfield	0-1	Lost 1st Round
North Dakota	Dale Lennox	0-1	Lost 1st Round
Pittsburg St.	Chuck Broyles	0-1	Lost 1st Round
Shepherd	Monte Cater	0-1	Lost 1st Round
Slippery Rock	George Mihalik	0-1	Lost 1st Round
Western Wash.	Rob Smith	0-1	Lost 1st Round

2000 (16)

Team	Coach	Record	Result
Delta St.	Steve Campbell	4-0	Champion
Bloomsburg	Danny Hale	3-1	Second
UC Davis	Bob Biggs	2-1	Semifinalist
North Dakota St.	Bob Babich	2-1	Semifinalist
Catawba	David Bennett	1-1	Quarterfinalist
Colorado Mesa	Joe Ramunno	1-1	Quarterfinalist
Omaha	Pat Behrns	1-1	Quarterfinalist
Northwood (MI)	Pat Riepma	1-1	Quarterfinalist
Chadron St.	Brad Smith	0-1	Lost 1st Round
Indiana (PA)	Frank Cignetti	0-1	Lost 1st Round
Northeastern St.	Tom Eckert	0-1	Lost 1st Round
Northwest Mo. St.	Mel Tjeerdsma	0-1	Lost 1st Round
Pittsburg St.	Chuck Broyles	0-1	Lost 1st Round
Saginaw Valley	Randy Awrey	0-1	Lost 1st Round
Valdosta St.	Chris Hatcher	0-1	Lost 1st Round

Team	Coach	Record	Result
West Ga.	Glenn Spencer	0-1	Lost 1st Round

2001 (16)

Team	Coach	Record	Result
North Dakota	Dale Lennon	4-0	Champion
Grand Valley St.	Brian Kelly	3-1	Second
UC Davis	Bob Biggs	2-1	Semifinalist
Catawba	David Bennett	2-1	Semifinalist
Pittsburg St.	Chuck Broyles	1-1	Quarterfinalist
Saginaw Valley	Randy Awrey	1-1	Quarterfinalist
Tarleton St.	Todd Whitten	1-1	Quarterfinalist
Valdosta St.	Chris Hatcher	1-1	Quarterfinalist
Bloomsburg	Danny Hale	0-1	Lost 1st Round
Central Ark.	Clint Conque	0-1	Lost 1st Round
Chadron St.	Brad Smith	0-1	Lost 1st Round
Fort Valley St.	Kent Schoolfield	0-1	Lost 1st Round
Indiana (PA)	Frank Cignetti	0-1	Lost 1st Round
Omaha	Pat Behrms	0-1	Lost 1st Round
Tex. A&M-Kingsville	Richard Cundiff	0-1	Lost 1st Round
Winona St.	Tom Sawyer	0-1	Lost 1st Round

2002 (16)

Team	Coach	Record	Result
Grand Valley St.	Brian Kelly	4-0	Champion
Valdosta St.	Chris Hatcher	3-1	Second
Northern Colo.	O. Kay Dalton	2-1	Semifinalist
Tex. A&M-Kingsville	Richard Cundiff	2-1	Semifinalist
UC Davis	Bob Biggs	1-1	Quarterfinalist
Carson-Newman	Ken Sparks	1-1	Quarterfinalist
Indiana (PA)	Frank Cignetti	1-1	Quarterfinalist
Northwest Mo. St.	Mel Tjeerdsma	1-1	Quarterfinalist
LIU Post	Bryan Collins	0-1	Lost 1st Round
Catawba	Chip Hester	0-1	Lost 1st Round
Central Mo.	Willie Fritz	0-1	Lost 1st Round
Central Wash.	John Zamberlin	0-1	Lost 1st Round
Fayetteville St.	Kenny Phillips	0-1	Lost 1st Round
Minn. Duluth	Bob Nielson	0-1	Lost 1st Round
Neb.-Kearney	Darrell Morris	0-1	Lost 1st Round
Saginaw Valley	Randy Awrey	0-1	Lost 1st Round

2003 (16)

Team	Coach	Record	Result
Grand Valley St.	Brian Kelly	4-0	Champion
North Dakota	Dale Lennon	3-1	Second
North Ala.	Mark Hudspeth	2-1	Semifinalist
Tex. A&M-Kingsville	Richard Cundiff	2-1	Semifinalist
Carson-Newman	Ken Sparks	1-1	Quarterfinalist
Central Okla.	Chuck Langston	1-1	Quarterfinalist
Saginaw Valley	Randy Awrey	1-1	Quarterfinalist
Winona St.	Tom Sawyer	1-1	Quarterfinalist
Bentley	Peter Yetten	0-1	Lost 1st Round
Colorado Mesa	Joe Ramunno	0-1	Lost 1st Round
Edinboro	Lou Tepper	0-1	Lost 1st Round
Emporia St.	David Wiemers	0-1	Lost 1st Round
Pittsburg St.	Chuck Broyles	0-1	Lost 1st Round
Southern Ark.	Steve Quinn	0-1	Lost 1st Round
Tarleton St.	Todd Whitten	0-1	Lost 1st Round
Valdosta St.	Chris Hatcher	0-1	Lost 1st Round

2004 (24)

Team	Coach	Record	Result
Valdosta St.	Chris Hatcher	4-0	Champion
Pittsburg St.	Chuck Broyles	3-1	Second
North Dakota	Dale Lennon	3-1	Semifinalist
West Chester	Bill Zwaan	3-1	Semifinalist
Albany St. (GA)	Mike White	1-1	Quarterfinalist
East Stroudsburg	Denny Douds	1-1	Quarterfinalist
Grand Valley St.	Chuck Martin	2-1	Quarterfinalist
Northwest Mo. St.	Mel Tjeerdsma	1-1	Quarterfinalist
Arkansas Tech	Steve Mullins	1-1	Lost 2nd Round
Carson-Newman	Ken Sparks	1-1	Lost 2nd Round
Colorado Mines	Bob Stitt	1-1	Lost 2nd Round
Edinboro	Lou Tepper	1-1	Lost 2nd Round
Michigan Tech	Bernie Anderson	0-1	Lost 2nd Round
Northwood (MI)	Pat Riepma	0-1	Lost 2nd Round
Shippensburg	Rocky Rees	0-1	Lost 2nd Round
Tex. A&M-Kingsville	Richard Cundiff	1-1	Lost 2nd Round
Bentley	Peter Yetten	0-1	Lost 1st Round
LIU Post	Bryan Collins	0-1	Lost 1st Round
Catawba	Chip Hester	0-1	Lost 1st Round
Fayetteville St.	Kenny Phillips	0-1	Lost 1st Round
Midwestern St.	Bill Maskill	0-1	Lost 1st Round
St. Cloud St.	Randy Hedberg	0-1	Lost 1st Round
Southeastern Okla.	Keith Baxter	0-1	Lost 1st Round
Winona St.	Tom Sawyer	0-1	Lost 1st Round

2005 (24)

Team	Coach	Record	Result
Grand Valley St.	Chuck Martin	4-0	Champion
Northwest Mo. St.	Mel Tjeerdsma	4-1	Second
East Stroudsburg	Denny Douds	3-1	Semifinalist
North Ala.	Mark Hudspeth	3-1	Semifinalist
LIU Post	Bryan Collins	2-1	Quarterfinalist
Central Ark.	Clint Conque	2-1	Quarterfinalist
Pittsburg St.	Chuck Broyles	2-1	Quarterfinalist
Saginaw Valley	Randy Awrey	2-1	Quarterfinalist
Bloomsburg	Danny Hale	0-1	Lost 2nd Round
Omaha	Pat Behrms	0-1	Lost 2nd Round
N.C. Central	Rod Broadway	0-1	Lost 2nd Round
North Dakota	Dale Lennon	1-1	Lost 2nd Round
Presbyterian	Tommy Spangler	0-1	Lost 2nd Round
Shepherd	Monte Cater	0-1	Lost 2nd Round
Washburn	Craig Schurig	0-1	Lost 2nd Round
West Tex. A&M	Don Carthel	0-1	Lost 2nd Round
Albany St. (GA)	Mike White	0-1	Lost 1st Round
Angelo St.	Dale Carr	0-1	Lost 1st Round
Minn. Duluth	Kyle Schweigert	0-1	Lost 1st Round
Neb.-Kearney	Darrell Morris	0-1	Lost 1st Round
Northwood (MI)	Pat Riepma	0-1	Lost 1st Round
Southern Conn. St.	Richard Cavanaugh	0-1	Lost 1st Round
Valdosta St.	Chris Hatcher	0-1	Lost 1st Round
West Chester	Bill Zwaan	0-1	Lost 1st Round

2006 (24)

Team	Coach	Record	Result
Grand Valley St.	Chuck Martin	4-0	Champion
Northwest Mo. St.	Mel Tjeerdsma	3-1	Second
Bloomsburg	Danny Hale	2-1	Semifinalist
Delta St.	Rick Rhoades	3-1	Semifinalist
Chadron St.	Bill O'Boyle	1-1	Quarterfinalist
North Ala.	Mark Hudspeth	1-1	Quarterfinalist

Team	Coach	Record	Result
North Dakota	Dale Lennon	2-1	Quarterfinalist
Shepherd	Monte Cater	1-1	Quarterfinalist
Merrimack	Jim Murphy	1-1	Lost 2nd Round
Midwestern St.	Bill Maskill	1-1	Lost 2nd Round
Omaha	Pat Behrns	0-1	Lost 2nd Round
Newberry	Zak Willis	1-1	Lost 2nd Round
N.C. Central	Rod Broadway	0-1	Lost 2nd Round
South Dakota	Ed Meierkort	1-1	Lost 2nd Round
West Chester	Bill Zwaan	1-1	Lost 2nd Round
West Tex. A&M	Don Carthel	1-1	Lost 2nd Round
Abilene Christian	Chris Thomsen	0-1	Lost 1st Round
Albany St. (GA)	Mike White	0-1	Lost 1st Round
Bryant	Marty Fine	0-1	Lost 1st Round
Elizabeth City St.	Waverly Tillar	0-1	Lost 1st Round
Mo. Western St.	Jerry Partridge	0-1	Lost 1st Round
Northwood (MI)	Pat Riepma	0-1	Lost 1st Round
Southern Conn. St.	Richard Cavanaugh	0-1	Lost 1st Round
Winona St.	Tom Sawyer	0-1	Lost 1st Round

2007 (24)

Team	Coach	Record	Result
Valdosta St.	David Dean	4-0	Champion
Northwest Mo. St.	Mel Tjeerdsma	3-1	Second
California (PA)	John Luckhardt	2-1	Semifinalist
Grand Valley St.	Chuck Martin	2-1	Semifinalist
Central Wash.	Beau Baldwin	2-1	Quarterfinalist
Chadron St.	Bill O'Boyle	1-1	Quarterfinalist
North Ala.	Mark Hudspeth	1-1	Quarterfinalist
Shepherd	Monte Cater	1-1	Quarterfinalist
Abilene Christian	Chris Thomsen	1-1	Lost 2nd Round
Catawba	Chip Hester	1-1	Lost 2nd Round
Delta St.	Ron Roberts	1-1	Lost 2nd Round
Indiana (PA)	Lou Tepper	1-1	Lost 2nd Round
Omaha	Pat Behrns	0-1	Lost 2nd Round
North Dakota	Dale Lennon	1-1	Lost 2nd Round
Southern Conn. St.	Rich Cavanaugh	1-1	Lost 2nd Round
West Tex. A&M	Don Carthel	1-1	Lost 2nd Round
Albany St. (GA)	Mike White	0-1	Lost 1st Round
Ashland	Lee Owens	0-1	Lost 1st Round
Bryant	Marty Fine	0-1	Lost 1st Round
Colorado Mesa	Joe Ramunno	0-1	Lost 1st Round
Shaw	Darrell Asberry	0-1	Lost 1st Round
Washburn	Craig Schurig	0-1	Lost 1st Round
West Chester	Bill Zwaan	0-1	Lost 1st Round
Winona St.	Tom Sawyer	0-1	Lost 1st Round

2008 (20)

Team	Coach	Record	Result
Minn. Duluth	Bob Nielson	4-0	Champion
Northwest Mo. St.	Mel Tjeerdsma	3-1	Second
California (PA)	John Luckhardt	2-1	Semifinalist
North Ala.	Mark Hudspeth	2-1	Semifinalist
Abilene Christian	Chris Thomsen	1-1	Quarterfinalist
Bloomsburg	Danny Hale	1-1	Quarterfinalist
Delta St.	Ron Roberts	1-1	Quarterfinalist
Grand Valley St.	Chuck Martin	1-1	Quarterfinalist
Ashland	Lee Owens	1-1	Lost 2nd Round
Chadron St.	Bill O'Boyle	1-1	Lost 2nd Round
Pittsburg St.	Chuck Broyles	1-1	Lost 2nd Round
Seton Hill	Joel Dolinski	1-1	Lost 2nd Round
West Tex. A&M	Don Carthel	1-1	Lost 2nd Round
Tusculum	Frankie DeBusk	1-1	Lost 2nd Round

Team	Coach	Record	Result
Valdosta St.	David Dean	1-1	Lost 2nd Round
West Chester	Bill Zwaan	1-1	Lost 2nd Round
Albany St. (GA)	Mike White	0-1	Lost 1st Round
American Int'l	Art Wilkins	0-1	Lost 1st Round
Carson-Newman	Ken Sparks	0-1	Lost 1st Round
Central Wash.	Blaine Bennett	0-1	Lost 1st Round
Minnesota St.	Todd Hoffner	0-1	Lost 1st Round
Omaha	Pat Behrns	0-1	Lost 1st Round
Southern Conn. St.	Rich Cavanaugh	0-1	Lost 1st Round
Wayne St. (NE)	Dan McLaughlin	0-1	Lost 1st Round

2009 (24)

Team	Coach	Record	Result
Northwest Mo. St.	Mel Tjeerdsma	4-0	Champion
Grand Valley St.	Chuck Martin	3-1	Second
California (PA)	John Luckhardt	3-1	Semifinalist
Carson-Newman	Ken Sparks	2-1	Semifinalist
Minn. Duluth	Bob Nielson	1-1	Quarterfinalist
North Ala.	Terry Bowden	1-1	Quarterfinalist
West Liberty.	Roger Waialae	1-1	Quarterfinalist
Central Wash..	Blaine Bennett	1-1	Quarterfinalist
Neb.-Kearney	Darrell Morris	1-1	Lost 2nd Round
Hillsdale.	Keith Otterbein	1-1	Lost 2nd Round
Arkansas Tech.	Steve Mullins	1-1	Lost 2nd Round
West Ala.	Bobby Wallace	1-1	Lost 2nd Round
Edinboro	Scott Browning	1-1	Lost 2nd Round
Shippensburg	Rocky Rees	0-1	Lost 2nd Round
Tarleton St..	Sam McElroy	1-1	Lost 2nd Round
Abilene Christian	Chris Thomsen	1-1	Lost 2nd Round
Saginaw Valley	Jim Collins	0-1	Lost 1st Round
Minnesota St.	Todd Hoffner	0-1	Lost 1st Round
UNC Pembroke	Pete Shinnick	0-1	Lost 1st Round
Albany St. (GA).	Mike White	0-1	Lost 1st Round
East Stroudsburg	Denny Douds	0-1	Lost 1st Round
Fayetteville St.	Kenny Phillips	0-1	Lost 1st Round
Tex. A&M-Kingsville	Bo Atterberry	0-1	Lost 1st Round
Midwestern St.	Bill Maskill	0-1	Lost 1st Round

2010 (24)

Team	Coach	Record	Result
Minn. Duluth.	Bob Nielson	4-0	Champion
Delta St.	Ron Roberts	3-1	Second
Northwest Mo. St.	Mel Tjeerdsma	3-1	Semifinalist
Shepherd	Monte Cater	3-1	Semifinalist
Albany St. (GA)	Mike White	1-1	Quarterfinalist
Augustana (SD)	Mike Aldrich	1-1	Quarterfinalist
Central Mo.	Jim Svoboda	2-1	Quarterfinalist
Mercyhurst	Marty Schaeztle	1-1	Quarterfinalist
Abilene Christian	Chris Thomsen	0-1	Lost 2nd Round
Bloomsburg	Danny Hale	1-1	Lost 2nd Round
Grand Valley St.	Matt Mitchell	1-1	Lost 2nd Round
Kutztown	Raymond Monica	0-1	Lost 2nd Round
North Ala.	Terry Bowden	1-1	Lost 2nd Round
St. Cloud St.	Scott Underwood	1-1	Lost 2nd Round
Tex. A&M-Kingsville..	Bo Atterberry	0-1	Lost 2nd Round
Wingate	Joe Reich	1-1	Lost 2nd Round
California (PA)	John Luckhardt	0-1	Lost 1st Round
Colorado Mines	Bob Stitt	0-1	Lost 1st Round
Hillsdale	Keith Otterbein	0-1	Lost 1st Round
Mo. Western St..	Jerry Partridge	0-1	Lost 1st Round
Morehouse	Rich Freeman	0-1	Lost 1st Round
Shaw	Darrell Asberry	0-1	Lost 1st Round

Team	Coach	Record	Result
Valdosta St.	David Dean	0-1	Lost 1st Round
West Tex. A&M	Don Carthel	0-1	Lost 1st Round

2011 (24)

Team	Coach	Record	Result
Pittsburg St..	Tim Beck	4-0	Champion
Wayne St. (MI)	Paul Winters	4-1	Second
Delta St.	Ron Roberts	2-1	Semifinalist
Winston-Salem	Connell Maynor	2-1	Semifinalist
Minn. Duluth	Bob Nielson	2-1	Quarterfinalist
New Haven	Peter Rossomando	1-1	Quarterfinalist
North Greenville	Jamey Chadwell	2-1	Quarterfinalist
Northwest Mo. St.	Adam Dorrel	2-1	Quarterfinalist
California (PA)	John Luckhardt	1-1	Lost 2nd Round
Colorado St.-Pueblo	John Wristen	0-1	Lost 2nd Round
Kutztown	Raymond Monica	1-1	Lost 2nd Round
Mars Hill	Tim Clifton	0-1	Lost 2nd Round
Midwestern St.	Bill Maskill	0-1	Lost 2nd Round
Neb.-Kearney	Darrell Morris	0-1	Lost 2nd Round
North Ala.	Terry Bowden	1-1	Lost 2nd Round
Washburn	Craig Schurig	1-1	Lost 2nd Round
Abilene Christian	Chris Thomsen	0-1	Lost 1st Round
Albany St. (GA)	Mike White	0-1	Lost 1st Round
Concord	Garin Justice	0-1	Lost 1st Round
Elizabeth City St..	Waverly Tillar	0-1	Lost 1st Round
Mo. Western St.	Jerry Partridge	0-1	Lost 1st Round
Saginaw Valley	Jim Collins	0-1	Lost 1st Round
St. Cloud St.	Scott Underwood	0-1	Lost 1st Round
West Ala.	Will Hall	0-1	Lost 1st Round

2012 (24)

Team	Coach	Record	Result
Valdosta St..	David Dean	4-0	Champion
Winston-Salem	Connell Maynor	3-1	Second
Minnesota St.	Aaron Keen	2-1	Semifinalist
West Tex. A&M	Don Carthel	3-1	Semifinalist
Carson-Newman	Ken Sparks	1-1	Quarterfinalist
Colorado St.-Pueblo	John Wristen	1-1	Quarterfinalist
Indiana (PA)	Curt Cignetti	2-1	Quarterfinalist
Mo. Western St.	Jerry Partridge	2-1	Quarterfinalist
Ashland	Lee Owens	0-1	Lost 2nd Round
Henderson St.	Scott Maxfield	0-1	Lost 2nd Round
Ulndy	Bob Bartolomeo	1-1	Lost 2nd Round
Lenoir-Rhyne	Mike Houston	1-1	Lost 2nd Round
New Haven	Peter Rossomando	0-1	Lost 2nd Round
Northwest Mo. St.	Adam Dorrel	1-1	Lost 2nd Round
Shippensburg	Mark Maciejewski	1-1	Lost 2nd Round
West Ala.	Will Hall	1-1	Lost 2nd Round
Bloomsburg	Danny Hale	0-1	Lost 1st Round
Chadron St.	Jay Long	0-1	Lost 1st Round
Fort Valley St.	Donald Pittman	0-1	Lost 1st Round
Harding	Ronnie Huckleba	0-1	Lost 1st Round
Midwestern St.	Bill Maskill	0-1	Lost 1st Round
Miles	Reginald Ruffin	0-1	Lost 1st Round
Minn. Duluth	Bob Nielson	0-1	Lost 1st Round
Shepherd	Monte Cater	0-1	Lost 1st Round

2013 (24)

Team	Coach	Record	Result
Northwest Mo. St.	Adam Dorrel	4-0	Champion
Lenoir-Rhyne	Mike Houston	3-1	Second

Team	Coach	Record	Result
Grand Valley St.	Matt Mitchell	3-1	Semifinalist
West Chester	Bill Zwaan	3-1	Semifinalist
North Ala.	Bobby Wallace	2-1	Quarterfinalist
Shepherd	Monte Cater	1-1	Quarterfinalist
St. Cloud St.	Scott Underwood	2-1	Quarterfinalist
West Tex. A&M	Mike Nesbitt	2-1	Quarterfinalist
Bloomsburg	Paul Darragh	0-1	Lost 2nd Round
Carson-Newman	Ken Sparks	1-1	Lost 2nd Round
Colorado St.-Pueblo	John Wristen	0-1	Lost 2nd Round
Minn. Duluth	Curt Wiese	1-1	Lost 2nd Round
Minnesota St.	Aaron Keen	0-1	Lost 2nd Round
UNC Pembroke	Pete Shinnick	0-1	Lost 2nd Round
Ohio Dominican	Bill Conley	0-1	Lost 2nd Round
Winston-Salem	Connell Maynor	1-1	Lost 2nd Round
American Int'l	Art Wilkins	0-1	Lost 1st Round
Emporia St.	Garin Higgins	0-1	Lost 1st Round
Henderson St.	Scott Maxfield	0-1	Lost 1st Round
Ulndy	Bob Bartolomeo	0-1	Lost 1st Round
Newberry	Todd Knight	0-1	Lost 1st Round
Saginaw Valley	Jim Collins	0-1	Lost 1st Round
Slippery Rock	George Mihalik	0-1	Lost 1st Round
Tuskegee	Willie Slater	0-1	Lost 1st Round

2014 (24)

Team	Coach	Record	Result
Colorado St.-Pueblo	John Wristen	4-0	Champion
Minnesota St.	Aaron Keen	3-1	Second
West Ga.	Will Hall	3-1	Semifinalist
Concord	Garin Justice	2-1	Semifinalist
Minn. Duluth	Curt Wiese	2-1	Quarterfinalist
Ohio Dominican	Bill Conley	2-1	Quarterfinalist
Valdosta St.	David Dean	2-1	Quarterfinalist
Bloomsburg	Paul Darragh	1-1	Quarterfinalist
Angelo St.	Will Wagner	1-1	Lost 2nd Round
Pittsburgh St.	Tim Beck	1-1	Lost 2nd Round
Virginia St.	Latrell Scott	1-1	Lost 2nd Round
West Chester	Bill Zwaan	1-1	Lost 2nd Round
Ouachita Baptist	Todd Knight	0-1	Lost 2nd Round
Lenoir-Rhyne	Ian Shields	0-1	Lost 2nd Round
Delta St.	Todd Cooley	0-1	Lost 2nd Round
Ferris St.	Tony Annese	0-1	Lost 2nd Round
Colorado Mines	Bob Stitt	0-1	Lost 1st Round
Harding	Ronnie Huckleba	0-1	Lost 1st Round
LIU Post	Bryan Collins	0-1	Lost 1st Round
Michigan Tech	Tom Kearly	0-1	Lost 1st Round
North Ala.	Bobby Wallace	0-1	Lost 1st Round
Northwest Mo. St.	Adam Dorrel	0-1	Lost 1st Round
Slippery Rock	George Mihalik	0-1	Lost 1st Round
Tuskegee	Willie Slater	0-1	Lost 1st Round

2015 (28)

Team	Coach	Record	Result
Northwest Mo. St.	Adam Dorrel	4-0	Champion
Shepherd	Monte Carter	3-1	Second
Grand Valley St.	Matt Mitchell	3-1	Semifinalist
West Ga.	Will Hall	2-1	Semifinalist
*Colorado St.-Pueblo	John Wristen	2-1	Quarterfinalist
Emporia St.	Garin Higgins	2-1	Quarterfinalist
Slippery Rock	George Mihalik	2-1	Quarterfinalist
Tuskegee	Willie Slater	2-1	Quarterfinalist
Assumption	Bob Chesney	1-1	Lost 2nd Round
Ferris St.	Tony Annese	1-1	Lost 2nd Round

Team	Coach	Record	Result
Henderson St.	Scott Maxfield	1-1	Lost 2nd Round
Humboldt St.	Rob Smith	1-1	Lost 2nd Round
Indiana (PA)	Curt Cignatti	1-1	Lost 2nd Round
Midwestern St.	Bill Maskill	0-1	Lost 2nd Round
North Ala.	Bobby Wallace	1-1	Lost 2nd Round
Valdosta St.	David Dean	1-1	Lost 2nd Round
Ashland	Lee Owens	0-1	Lost 1st Round
Augustana (SD)	Jerry Olszewski	0-1	Lost 1st Round
Gowena St.	Damon Wilson	0-1	Lost 1st Round
Carson-Newman	Ken Sparks	0-1	Lost 1st Round
Catawba	Curtis Walker	0-1	Lost 1st Round
Charleston (WV)	Pat Kirkland	0-1	Lost 1st Round
Minnesota St.	Todd Hoffner	0-1	Lost 1st Round
Newberry	Todd Knight	0-1	Lost 1st Round
Sioux Falls	Jed Stugart	0-1	Lost 1st Round
Tex. A&M-Commerce	Colby Carthel	0-1	Lost 1st Round
Ulndy	Bob Barolomero	0-1	Lost 1st Round
Virginia Union	Mark James	0-1	Lost 1st Round

*Competition in championship vacated by action of the NCAA Committee on Infractions.

2016 (28)

Team	Coach	Record	Result
Northwest Mo. St.	Adam Dorrel	4-0	Champion
North Ala.	Bobby Wallace	3-1	Second
Ferris St.	Tony Annese	3-1	Semifinalist
Shepherd	Monte Carter	3-1	Semifinalist

Team	Coach	Record	Result
California (PA)	Gary Dunn	1-1	Quarterfinalist
Grand Valley St.	Matt Mitchell	1-1	Quarterfinalist
Harding	Ronnie Huckeba	2-1	Quarterfinalist
North Greenville	Jeff Farrington	2-1	Quarterfinalist
Colorado Mines	Gregg Brandon	1-1	Lost 2nd Round
Emporia St.	Garin Higgins	1-1	Lost 2nd Round
Indiana (PA)	Curt Cignatti	1-1	Lost 2nd Round
LIU Post	Bryan Collins	1-1	Lost 2nd Round
Sioux Falls	Jed Stugart	1-1	Lost 2nd Round
Tex. A&M-Commerce	Colby Carthel	1-1	Lost 2nd Round
Tuskegee	Willie Slater	1-1	Lost 2nd Round
UNC Pembroke	Shane Richardson	1-1	Lost 2nd Round
Assumption	Bob Chesney	0-1	Lost 1st Round
Azusa Pacific	Victor Santa Cruz	0-1	Lost 1st Round
Central Mo.	Jim Svoboda	0-1	Lost 1st Round
Colorado Mesa	Russ Martin	0-1	Lost 1st Round
Fairmont St.	Jason Woodman	0-1	Lost 1st Round
Florida Tech	Steve Englehart	0-1	Lost 1st Round
Midwestern St.	Bill Maskill	0-1	Lost 1st Round
Minn. Duluth	Curt Wiese	0-1	Lost 1st Round
Newberry	Todd Knight	0-1	Lost 1st Round
Southwest Baptist	Robert Clardy	0-1	Lost 1st Round
Valdosta St.	Kerwin Bell	0-1	Lost 1st Round
Winston-Salem	Kienus Boulware	0-1	Lost 1st Round

DIVISION II CHAMPIONSHIP RECORD OF EACH COLLEGE BY COACH

(159 Colleges; 1973-2016)

	Yrs	Won	Lost	CH	2D
Abilene Christian					
Chris Thomsen (TCU '93) 06, 07, 08, 09, 10, 11	6	3	6	0	0
Akron					
Jim Dennison (Wooster '60) 76-2D	1	2	1	0	1
Alabama A&M					
Ray Green (Akron '63) 79	1	1	1	0	0
George Pugh (Alabama '76) 89	1	0	1	0	0
Total	2	1	2	0	0
Albany St. (GA)					
Hampton Smith (Mississippi Val. '57) 93, 94, 95, 96, 97	5	1	5	0	0
Mike White [Albany St. (GA) '90] 04, 05, 06, 07, 08, 09, 10, 11	8	2	8	0	0
Total	13	3	13	0	0
Alcorn					
Marino Casem [Xavier (LA) '56] 74	1	0	1	0	0
American Int'l					
Art Wilkins (Bucknell '72) 08, 13	2	0	2	0	0
Angelo St.					
Jerry Vandergriff (A&M-Corpus Christi '65) 87, 89, 94, 97	4	3	4	0	0
Dale Carr (Colorado St. '87) 05	1	0	1	0	0
Will Wagner (Hardin-Simmons '95) 14	1	1	1	0	0
Total	6	4	6	0	0
Arkansas Tech					
Steve Mullins (Ark.-Monticello '80) 99, 04, 09	3	2	3	0	0

	Yrs	Won	Lost	CH	2D
Ashland					
Fred Martinelli (Otterbein '51) 86	1	0	1	0	0
Gary Keller (Bluffton '73) 97	1	0	1	0	0
Lee Owens (Bluffton '77) 07, 08, 12, 15	4	1	4	0	0
Total	5	1	5	0	0
Assumption					
Bob Chesney (Dickinson '00) 15, 16	2	1	2	0	0
Auustana (SD)					
Jim Heinitz (South Dakota St. '72) 88, 89	2	0	2	0	0
Mike Aldrich (St. Olaf '95) 10	1	1	1	0	0
Jerry Olszewski (Wis.-Steens Point '92) 15	1	0	1	0	0
Total	4	1	4	0	0
Azusa Pacific					
Victor Santa Cruz (Hawaii '95) 16	1	0	1	0	0
Bentley					
Peter Yetten (Boston U. '71) 03, 04	2	0	2	0	0
Bethune-Cookman					
Andy Hinson (Bethune-Cookman '53) 77	1	0	1	0	0
Bloomsburg					
George Landis (Penn St. '71) 85	1	1	1	0	0
Danny Hale (West Chester '68) 96, 00-2D, 01, 05, 06, 08, 10, 12	8	7	8	0	1
Paul Darragh (Temple '85) 13, 14	2	1	2	0	0
Total	11	9	11	0	1
Boise St.					
Tony Knap (Idaho '39) 73, 74, 75	3	1	3	0	0
Bowie St.					
Sanders Shiver (Carson-Newman '76) 88	1	0	1	0	0
Damon Wilson (Bowie St. '00) 15	1	0	1	0	0
Total	2	0	2	0	0
Bryant					
Marty Fine (Western N.M. '85) 06, 07	2	0	2	0	0
Butler					
Bill Sylvester (Butler '50) 83	1	0	1	0	0
Bill Lynch (Butler '77) 88	1	0	1	0	0
Bob Bartolomeo (Butler '77) 91	1	0	1	0	0
Total	3	0	3	0	0

	Yrs	Won	Lost	CH	2D		Yrs	Won	Lost	CH	2D
California (PA)						East Stroudsburg					
John Luckhardt (Purdue '68) 07, 08, 09, 10, 11	5	6	5	0	0	Dennis Douds (Slippery Rock '63) 91, 04, 05, 09	4	4	4	0	0
Gary Dunn (California [PA] '95) 16	1	1	1	0	0	Eastern Ill.					
Total	6	7	6	0	0	Darrell Mudra (Peru St. '51) 78-CH, 80-2D	2	5	1	1	1
Cal Poly						Eastern Ky.					
Joe Harper (UCLA '59) 78, 80-CH	2	3	1	1	0	Roy Kidd (Eastern Ky. '54) 76	1	0	1	0	0
Lyle Setenich (Fresno St. '68) 90	1	1	1	0	0	Edinboro					
Total	3	4	2	1	0	Tom Hollman (Ohio Northern '68) 89, 90, 92, 93, 95	5	1	5	0	0
Carson-Newman						Lou Tepper (Rutgers '67) 03, 04					
Ken Sparks (Carson-Newman '68) 93, 94, 95, 96-2D, 97, 98-2D, 99-2D, 02, 03, 04, 08, 09, 12, 13, 15	15	19	15	0	3	Scott Browning (Ohio St. '81) 09	1	1	1	0	0
Catawba						Total					
David Bennett (Presbyterian '84) 99, 00, 01	3	4	3	0	0	8	3	8	0	0	0
Chip Hester (Guilford '92) 02, 04, 07	3	1	3	0	0	Elizabeth City St.					
Curtis Walker (Catawba '92)	1	0	1	0	0	Johnnie Walton (Elizabeth City St. '69) 81	1	0	1	0	0
Total	7	5	7	0	0	Waverly Tillar (Virginia Union '75) 06, 11	2	0	2	0	0
Central Ark.						Total					
Clint Conque (Nicholls St. '83) 01, 05	2	2	2	0	0	3	0	3	0	0	0
Central Mich.						Emporia St.					
Roy Kramer [Maryville (TN) '53] 74-CH	1	3	0	1	0	David Wiemers (Washburn '90) 03	1	0	1	0	0
Central Mo.						Garin Higgins (Emporia St. '92) 13, 15, 16					
Willie Fritz (Pittsburg St. '83) 02	1	0	1	0	0	Total	4	3	4	0	0
Jim Svoboda [Northwestern (IA) '83] 10, 16	2	2	2	0	0	Fairmont St.					
Total	3	2	3	0	0	Jason Woodman (Fairmont St '02) 16	1	0	1	0	0
Central Okla.						Fayetteville St.					
Gary Howard (Arkansas '64) 96, 98, 99	3	2	3	0	0	Kenny Phillips (East Carolina '87) 02, 04, 09	3	0	3	0	0
Chuck Langston (Oklahoma '95) 03	1	1	1	0	0	Ferris St.					
Total	4	3	4	0	0	Keith Otterbein (Hillsdale '79) 92, 93, 94	3	2	3	0	0
Central St. (OH)						Jeff Pierce (Ferris St. '79) 95, 96					
Billy Joe (Villanova '63) 83-2D, 84, 85, 86	4	3	4	0	1	Tony Annese (Alma '83) 14, 15, 16	3	4	3	0	0
Central Wash.						Total					
John Zamberlin (Pacific Lutheran '79) 02	1	0	1	0	0	8	9	8	0	0	0
Beau Baldwin (Central Wash. '96) 07	1	2	1	0	0	Florida Tech					
Blaine Bennett (Whitworth '87) 08, 09	2	1	2	0	0	Steve Englehart (Indiana St '00) 16	1	0	1	0	0
Total	4	3	4	0	0	Fort Hays St.					
Chadron St.						Bob Cortese (Colorado '67) 93, 95					
Brad Smith (Western Ill. '72) 96, 98, 00, 01	4	0	4	0	0	Fort Valley St.					
Bill O'Boyle (Western Ill. '87) 06, 07, 08	3	3	3	0	0	Doug Porter [Xavier (LA) '52] 82	1	0	1	0	0
Jay Long (Chadron St. '00) 12	1	0	1	0	0	Gerald Walker [Lincoln (MO) '62] 85	1	0	1	0	0
Total	8	3	8	0	0	Kent Schoolfield (Florida A&M '70) 98, 99, 01	3	1	3	0	0
Charleston (WV)						Donald Pittman (Adams St. ') 12					
Pat Kirkland (Muskingum '97) 15	1	0	1	0	0	Total	6	1	6	0	0
Clarion						Glenville St.					
Malen Luke [Westminster (PA) '76] 96	1	2	1	0	0	Warren Ruggerio (Delaware '88) 97	1	0	1	0	0
Colorado Mesa						Grambling					
Joe Ramunno (Wyoming '85) 00, 03, 07	3	1	3	0	0	Eddie Robinson (Leland '41) 73	1	1	1	0	0
Russ Martin (Chadron St. 'XX) 16	1	0	1	0	0	Grand Valley St.					
Total	4	1	4	0	0	Tom Beck (Northern Ill. '61) 89, 90	2	0	2	0	0
Colorado Mines						Brian Kelly (Assumption '83) 91, 94, 98, 01-2D, 02-CH, 03-CH					
Bob Stitt (Doane '86) 04, 10, 14	3	1	3	0	0	Chuck Martin (Millikin '90) 04, 05-CH, 06-CH, 07, 08, 09-2D	6	16	4	2	1
Gregg Brandon (Northern Colo., '78) 16	1	1	1	0	0	Matt Mitchell (Cornell College '97) 10, 13, 15, 16	4	8	4	0	0
Total	4	2	4	0	0	Total	18	35	14	4	2
Colorado St.-Pueblo						Hampton					
John Wristen (Colorado St.-Pueblo '84) 11, 12, 13, 14-CH, 15	5	7	4	1	0	Fred Freeman (Mississippi Val. '66) 85	1	0	1	0	0
Concord						Joe Taylor (Western Ill. '72) 92, 93					
Garin Justice (West Virginia '05) 11, 14	2	2	2	0	0	Total	3	1	3	0	0
CSUN						Harding					
Bob Burt (Cal St. L.A. '62) 90	1	0	1	0	0	Ronnie Huckeba (Harding '78) 12, 14, 16	3	2	3	0	0
Delaware						Henderson St.					
Harold "Tubby" Raymond (Michigan '50) 73, 74-2D, 76, 78-2D, 79-CH	5	7	4	1	2	Scott Maxfield (Louisiana Tech '84) 12, 13, 15	3	1	3	0	0
Delta St.						Hillsdale					
Todd Knight (Ouachita Baptist '86) 98	1	0	1	0	0	Keith Otterbein (Hillsdale '79) 09, 10	2	1	2	0	0
Steve Campbell (Troy '88) 00-CH	1	4	0	1	0	Humboldt St.					
Rick Rhoades (Central Mo. '70) 06	1	3	1	0	0	Rob Smith (Washington '81) 15	1	1	1	0	0
Ron Roberts (UT Martin '88) 07, 08, 10-2D, 11	4	7	4	0	1						
Todd Cooley (Arkansas Tech '97) 14	1	0	1	0	0						
Total	8	14	7	1	1						

	Yrs	Won	Lost	CH	2D		Yrs	Won	Lost	CH	2D
Indiana (PA)						Montana St.					
Frank Cignetti [Indiana (PA) '60] 87, 88, 89, 90-2D, 91, 93-2D, 94, 96, 98, 99, 00, 01, 02	13	15	13	0	2	Sonny Holland (Montana St. '60) 76-CH	1	3	0	1	0
Lou Tepper (Rutgers '67) 07	1	1	1	0	0	Morehouse					
Curt Cignetti (West Virginia '82) 12, 15, 16	3	4	3	0	0	Rich Freeman (Tennessee St. '97) 10	1	0	1	0	0
Total	17	20	17	0	2	Morgan St.					
Jacksonville St.						Neb.-Kearney					
Jim Fuller (Alabama '67) 77-2D, 78, 80, 81, 82	5	3	5	0	1	Darrell Morris (Northwest Mo. St. '83) 02, 05, 09, 11	4	1	4	0	0
Bill Burgess (Auburn '63) 88, 89-2D, 90, 91-2D, 92-CH	5	12	4	1	2	Newberry					
Total	10	15	9	1	3	Zak Willis (Furman '90) 06	1	1	1	0	0
Kutztown						New Hampshire					
Raymond Monica (North Ala. '90) 10, 11	2	1	2	0	0	Bill Bowes (Penn St. '65) 75, 76	2	1	2	0	0
Lehigh						New Haven					
Fred Dunlap (Colgate '50) 73, 75	2	0	2	0	0	Mark Whipple (Brown '79) 92, 93	2	3	2	0	0
John Whitehead (East Stroudsburg '50) 77-CH	1	3	0	1	0	Tony Sparano (New Haven '82) 95, 97-2D	2	4	2	0	1
Total	3	3	2	1	0	Peter Rossomando (Boston U. '94) 11, 12	2	1	2	0	0
Lenior-Rhyne						Norfolk St.					
Mike Houston (Mars Hill '94) 12, 13-2D	2	4	2	0	1	Willard Bailey (Norfolk St. '62) 84	1	0	1	0	0
Ian Shields (Oregon St. '94) 14	1	0	1	0	0	North Ala.					
Total	3	4	3	0	0	Wayne Grubb (Tennessee '61) 80, 83, 85-2D	3	4	3	0	1
LIU Post						N.C. Central					
Bryan Collins [St. John's (NY) '87] 02, 04, 05, 14, 16	5	3	5	0	0	Henry Lattimore (Jackson St. '57) 88	1	1	1	0	0
Louisiana Tech						North Dakota					
Maxie Lambright (Southern Miss. '49) 73-CH, 74	2	4	1	1	0	Jerry Olson (Valley City St. '55) 75	1	0	1	0	0
Mars Hill						North Dakota St.					
Tim Clifton (Mercer '76) 11	1	0	1	0	0	Jim Wacker (Valparaiso '60) 76, 77	2	2	2	0	0
Massachusetts						North Greenville					
Dick MacPherson (Springfield '58) 77	1	0	1	0	0	Jamey Chadwell (East Tenn. St. '99) 11	1	2	1	0	0
Mercyhurst						Northeastern St.					
Marty Schaetzle (Bucknell '83) 10	1	1	1	0	0	Tom Eckert (Northeastern St. '66) 99, 00	2	2	2	0	0
Merrimack						Northern Ariz.					
Jim Murphy (Northeastern '98) 06	1	1	1	0	0	Joe Salem (Minnesota '61) 77	1	0	1	0	0
Michigan Tech						Northern Colo.					
Bernie Anderson (Northern Mich. '78) 04	1	0	1	0	0	Bob Blasi (Colorado St. '53) 80	1	0	1	0	0
Tom Kearly (Winona St. '78) 14	1	0	1	0	0	Joe Glenn (South Dakota '71) 90, 91, 95, 96-CH, 97-CH, 98, 99	7	10	5	2	0
Total	2	0	2	0	0	O. Kay Dalton (Colorado St. '54) 02	1	2	1	0	0
Midwestern St.						Total					
Bill Maskill (Western Ky. '70) 04, 06, 09, 11, 12, 15, 16	7	1	7	0	0	9	7	9	0	1	0
Miles						Mississippi Col.*					
Reginald Ruffin (North Ala. '94) 12	1	0	1	0	0	John Williams (Mississippi Col. '57) 79, 88, 89-CH, 90	4	7	3	1	0
Millersville						Mo. Southern St.					
Gene Carpenter (Huron '63) 88, 95, 99	3	2	3	0	0	Jon Lantz (Okla. Panhandle '74) 93	1	0	1	0	0
Minn. Duluth						Mo. Western St.					
Bob Nielson (Wartburg '82) 02	1	0	1	0	0	Jerry Partridge (Mo. Western St. '85) 06, 10, 11, 12	4	2	4	0	0
Kyle Schweigert (Jamestown '85) 05	1	0	1	0	0						
Bob Nielson (Wartburg '82) 08-CH, 09, 10-CH, 11, 12	5	11	3	2	0						
Curt Wiese (Minnesota St. '00) 13, 14, 16	3	3	3	0	0						
Total	10	14	8	2	0						

	Yrs	Won	Lost	CH	2D		Yrs	Won	Lost	CH	2D
Northern Mich.						Slippery Rock					
Gil Krueger (Marquette '52) 75-CH, 76, 77	3	4	2	1	0	George Mihalik (Slippery Rock '74) 97, 98,	6	5	6	0	0
Bill Rademacher (Northern Mich. '63) 80,	3	1	3	0	0	99, 13, 14, 15					
81, 82						South Dakota					
Herb Grenke (Milwaukee '63) 87	1	1	1	0	0	Joe Salem (Minnesota '61) 73	1	0	1	0	0
Total	7	6	6	1	0	Dave Triplett (Iowa '72) 85, 86-2D	2	3	2	0	1
Northwest Mo. St.						Ed Meierkort (Dakota Wesleyan '81) 06	1	1	1	0	0
Vern Thomsen (Peru St. '61) 84	1	0	1	0	0	Total	4	4	4	0	1
Bud Elliott (Baker '53) 89	1	0	1	0	0	South Dakota St.					
Mel Tjeerdsma [Southern St. (SD) '67] 96,	13	32	10	3	4	John Gregory (UNI '61) 79	1	0	1	0	0
97, 98-CH, 99-CH, 00, 02, 04, 05-2D,						Southeastern Okla.					
06-2D, 07-2D, 08-2D, 09-CH, 10						Keith Baxter (Northwestern Okla. '85) 04	1	0	1	0	0
Adam Dorrel (Northwest Mo. St. '97) 11,	6	15	3	3	0	Southern Ark.					
12, 13-CH, 14, 15-CH, 16-CH						Steve Roberts (Ouachita Baptist '87) 97	1	0	1	0	0
Total	21	47	15	6	4	Steve Quinn (Ouachita Baptist '85) 03	1	0	1	0	0
Northwood (MI)						Total	2	0	2	0	0
Pat Riepma (Hillsdale '83) 00, 04, 05, 06	4	1	4	0	0	Southern Conn. St.					
Ohio Dominican						Richard Cavanaugh (American Int'l '76) 05,	4	1	4	0	0
Bill Conley (Ohio St. '72) 13, 14	2	2	2	0	0	06, 07, 08					
Omaha						Southwest Baptist					
Sandy Buda (Kansas '67) 78, 84	2	1	2	0	0	Robert Clardy (Southwest Baptist '08) 16	1	0	1	0	0
Pat Behrns (Dakota St. '72) 96, 98, 00, 01,	8	1	8	0	0	Tarleton St.					
05, 06, 07, 08						Todd Whitten (Stephen F. Austin '87) 01, 03	2	1	2	0	0
Total	10	2	10	0	0	Sam McElroy (Texas St. '85) 09	1	1	1	0	0
Ouachita Baptist						Total	3	2	3	0	0
Todd Knight (Ouachita Baptist '86) 14	1	0	1	0	0	Tex. A&M-Commerce					
Pittsburg St.						Eddie Vowell (Southwestern Okla. '69) 90,	3	2	3	0	0
Dennis Franchione (Pittsburg St. '73) 89	1	1	1	0	0	91, 95					
Chuck Broyles (Pittsburg St. '70) 90,	15	19	14	1	3	Colby Carthel (Angelo St. '00) 15, 16	2	1	2	0	0
91-CH, 92-2D, 93, 94, 95-2D, 96, 97, 99,						Total	5	3	5	0	0
00, 01, 03, 04-2D, 05, 08						Tex. A&M-Kingsville#					
Tim Beck (Pittsburg St. '98) 11-CH, 14	2	5	1	1	0	Ron Harms (Valparaiso '59) 88, 89, 92, 93,	9	12	9	0	1
Total	18	25	16	2	3	94-2D, 95, 96, 97, 98					
Portland St.						Richard Cundiff (Lincoln Memorial '73) 01,	4	5	4	0	0
Pokey Allen (Utah '65) 87-2D, 88-2D, 89,	5	10	5	0	2	02, 03, 04					
91, 92						Bo Atterberry (Southeastern Okla. '88)	2	0	2	0	0
Tim Walsh (UC Riverside '77) 93, 94, 95	3	2	3	0	0	09, 10					
Total	8	12	8	0	2	Total	15	17	15	0	1
Presbyterian						Texas St.					
Tommy Spangler (Georgia '83) 05	1	0	1	0	0	Jim Wacker (Valparaiso '60) 81-CH, 82-CH	2	6	0	2	0
Puget Sound						John O'Hara (Okla. Panhandle '67) 83	1	0	1	0	0
Ron Simonson (Portland St. '65) 81	1	0	1	0	0	Total	3	6	1	2	0
Sacramento St.						Towson					
Bob Mattos (Sacramento St. '64) 88	1	2	1	0	0	Phil Albert (Arizona '66) 83, 84, 86	3	1	3	0	0
Saginaw Valley						Troy					
Randy Awrey (Northern Mich. '78) 00, 01,	5	4	5	0	0	Chan Gailey (Florida '74) 84-CH	1	3	0	1	0
02, 03, 05						Rick Rhoades (Central Mo. '70) 86, 87-CH	2	4	1	1	0
Jim Collins (Wittenberg '88) 09, 11, 13	3	0	3	0	0	Total	3	7	1	2	0
Total	8	4	8	0	0	Truman					
St. Cloud St.						Bruce Craddock (Truman '66) 82	1	0	1	0	0
Noel Martin (Nebraska '63) 89	1	1	1	0	0	Eric Holm (Truman '81) 90, 92, 94	3	0	3	0	0
Randy Hedberg (Minot St. '77) 04	1	0	1	0	0	Total	4	0	4	0	0
Scott Underwood [Augustana (SD) '90] 10,	3	3	3	0	0	Tusculum					
11, 13						Frankie DeBusk (Furman '91) 08	1	1	1	0	0
Total	5	4	5	0	0	Tuskegee					
Santa Clara						Willie Slater (Livingston '77) 13, 14, 15, 16	4	5	5	0	0
Pat Malley (Santa Clara '53) 80	1	1	1	0	0	UC Davis					
Savannah St.						Jim Sochor (San Fran. St. '60) 77, 78,	8	4	8	0	1
Bill Davis (Johnson C. Smith '65) 92	1	0	1	0	0	82-2D, 83, 84, 85, 86, 88					
Seton Hill						Bob Foster (UC Davis '62) 89, 92	2	0	2	0	0
Joel Dolinski (Cincinnati '98) 08	1	1	1	0	0	Bob Biggs (UC Davis '73) 93, 96, 97, 98,	8	11	8	0	0
Shaw						99, 00, 01, 02					
Darrell Asberry (Jackson St. '94) 07, 10	2	0	2	0	0	Total	18	15	18	0	1
Shepherd						UCF					
Monte Cater (Millikin '71) 98, 99, 05, 06,	10	13	10	0	1	Gene McDowell (Florida St. '65) 87	1	1	1	0	0
07, 10, 12, 13, 15, 16						Ulindy					
Shippensburg						Bob Bartolomeo (Butler '77) 12, 13, 15	3	1	3	0	0
Vito Ragazzo (William & Mary '51) 81	1	1	1	0	0	UNC Pembroke					
Rocky Rees (West Chester '71) 91, 04, 09	3	1	3	0	0	Pete Shinnick (Colorado '88) 09, 13	2	0	2	0	0
Mark Maciejewski (Shippensburg '92) 12	1	1	1	0	0	Shane Richardson (Northern Mich. '01) 16	1	1	1	0	0
Total	5	3	5	0	0	Total	3	1	3	0	0
Sioux Falls						UNI					
Jed Stugart (Azusa Pacific '94) 15, 16	2	1	2	0	0	Stan Sheriff (Cal Poly '54) 75	1	0	1	0	0

	Yrs	Won	Lost	CH	2D		Yrs	Won	Lost	CH	2D
UNLV						West Liberty					
Ron Meyer (Purdue '63) 74	1	1	1	0	0	Roger Waialae (Dubuque '90) 09	1	1	1	0	0
Tony Knap (Idaho '39) 76	1	0	1	0	0	West Tex. A&M					
Total	2	1	2	0	0	Don Carthel (Eastern N.M. '74) 05, 06, 07, 08, 10, 12, 13	7	8	7	0	0
UT Martin						Western Caro.					
Don McLeary (Tennessee '70) 88	1	1	1	0	0	Bob Waters (Presbyterian '60) 74	1	0	1	0	0
Valdosta St.						Western Ill.					
Hal Mumme (Tarleton St. '75) 94, 96	2	2	2	0	0	Darrell Mudra (Peru St. '51) 73	1	0	1	0	0
Chris Hatcher (Valdosta St. '95) 00, 01, 02-2D, 03, 04-CH, 05	6	8	5	1	1	Western Ky.					
David Dean (Georgia Tech '86) 07-CH, 08, 10, 12-CH, 14, 15	6	12	4	2	0	Jimmy Feix (Western Ky. '53) 73-2D, 75-2D	2	4	2	0	2
Kerwin Bell (Florida '87) 16	1	0	1	0	0	Western St.					
Total	15	22	12	3	1	Carl Iverson (Whitman '62) 92, 94, 97	3	0	3	0	0
Virginia St.						Western Wash.					
Latrell Scott (Hampton '98) 14	1	1	1	0	0	Rob Smith (Washington '81) 99	1	0	1	0	0
Virginia Union						Wingate					
Willard Bailey (Norfolk St. '62) 79, 80, 81, 82, 83	5	0	5	0	0	Joe Reich (Gettysburg '88) 10	1	1	1	0	0
Joe Taylor (Western Ill. '72) 86, 90, 91	3	0	3	0	0	Winona St.					
Mark James (Virginia Union XX) 15	1	0	1	0	0	Tom Sawyer (Winona St. '83) 01, 03, 04, 06, 07	5	1	5	0	0
Total	9	0	9	0	0	Winston-Salem					
Washburn						Bill Hayes (N.C. Central '64) 78, 87					
Craig Schurig (Colorado Mines '87) 05, 07, 11	3	1	3	0	0	Pete Richardson (Dayton '68) 88, 90, 91	3	0	3	0	0
Wayne St. (MI)						Connell Maynor (N.C. A&T '95) 11, 12-2D, 13					
Paul Winters (Akron '80) 11-2D	1	4	1	0	1	Kienus Boulware (North Carolina 'XX) 16	1	0	1	0	0
Wayne St. (NE)						Total					
Dan McLaughlin (Bellevue '82) 08	1	0	1	0	0	9	7	9	0	1	
West Ala.						Wofford					
Jim King 75	1	1	1	0	0	Mike Ayers [Georgetown (KY) '74] 90, 91	2	0	2	0	0
Bobby Wallace (Mississippi St. '76) 09	1	1	1	0	0	Youngstown St.					
Will Hall (North Ala. '03) 11, 12	2	1	2	0	0	Rey Dempsey (Geneva '58) 74	1	0	1	0	0
Total	4	3	4	0	0	Bill Narduzzi [Miami (OH) '59] 78, 79-2D	2	3	2	0	1
West Chester						Total					
Danny Hale (West Chester '68) 88	1	0	1	0	0	3	3	3	0	1	
Rick Daniels (West Chester '75) 89, 92, 94	3	0	3	0	0	<i>*Mississippi College's participation in the 1989 and 1990 Division II championship was vacated by action of the NCAA Committee on Infractions (record was 6-1). #Texas A&M-Kingsville's participation in the 1996, 1997 and 1998 Division II championship was vacated by action of the NCAA Committee on Infractions (record was 2-3).</i>					
Bill Zwaan (Delaware '79) 04, 05, 06, 07, 08, 13, 14	7	9	7	0	0						
Total	11	9	11	0	0						
West Ga.											
Charlie Fisher (Springfield '81) 95, 96	2	0	2	0	0						
Glenn Spencer (Georgia Tech '86) 98, 00	2	0	2	0	0						
Will Hall (North Ala. '03) 14, 15	2	5	2	0	0						
Total	6	5	6	0	0						

DIVISION II CHAMPIONSHIP TEAM LEADERS

MOST APPEARANCES

North Ala.	21
Northwest Mo. St.	21
Grand Valley St.	18
Pittsburg St.	18
UC Davis#	18
Indiana (PA)	17
North Dakota St.#	17
Tex. A&M-Kingsville*	15
Carson-Newman	15
Valdosta St.	15

MOST VICTORIES

Northwest Mo. St.	47
Grand Valley St.	35
North Ala.	35
North Dakota St.#	30
Pittsburg St.	25
Valdosta St.	22
Indiana (PA)	20
Carson-Newman	19
North Dakota#	18
Tex. A&M-Kingsville*	17

MOST CONSECUTIVE APPEARANCES

Northwest Mo. St.	13	2004-present
Grand Valley St.	10	2001-10
Pittsburg St.	9	1989-97
Albany St. (GA)	8	2004-11
Tex. A&M-Kingsville*	7	1992-98
Carson-Newman	7	1993-99
UC Davis	7	1996-02
North Ala.	7	2005-11
North Dakota St.#	6	1981-86
Valdosta St.	6	2000-05
Abilene Christian	6	2006-11

HIGHEST WINNING PERCENTAGE (MINIMUM 10 GAMES PLAYED)

Northwest Mo. St.	47-15	.758
Grand Valley St.	35-14	.714
North Dakota St.#	30-12	.714
Delta St.	14-7	.667
Mississippi Col.	8-4	.667
North Ala.	35-18	.660
Valdosta St.	22-12	.647
Colorado St.-Pueblo	7-4	.636
Delaware#	7-4	.636
Minn. Duluth	14-8	.636
Northern Colo.#	12-7	.632
Jacksonville St.#	15-9	.625
Pittsburg St.	25-16	.610
California (PA)	9-6	.600
Portland St.#	12-8	.600

#No longer a Division II member.

*Texas A&M-Kingsville's participation in the 1996, 1997 and 1998 Division II championships was vacated by action of the NCAA Committee on Infractions (record was 2-3).

ALL-TIME RESULTS

1973

First Round

Grambling 17, Delaware 8
Western Ky. 25, Lehigh 16
Louisiana Tech 18, Western Ill. 13
Boise St. 53, South Dakota 10

Semifinals

Western Ky. 28, Grambling 20
Louisiana Tech 38, Boise St. 34

Championship

Louisiana Tech 34, Western Ky. 0

1974

First Round

Central Mich. 20, Boise St. 6
Louisiana Tech 10, Western Caro. 7
UNLV 35, Alcorn 22
Delaware 35, Youngstown St. 14

Semifinals

Central Mich. 35, Louisiana Tech 14
Delaware 49, UNLV 11

Championship

Central Mich. 54, Delaware 14

1975

First Round

Northern Mich. 24, Boise St. 21
West Ala. 34, North Dakota 14
Western Ky. 14, UNI 12
New Hampshire 35, Lehigh 21

Semifinals

Northern Mich. 28, West Ala. 26
Western Ky. 14, New Hampshire 3

Championship

Northern Mich. 16, Western Ky. 14

1976

First Round

Akron 26, UNLV 6
Northern Mich. 28, Delaware 17
North Dakota St. 10, Eastern Ky. 7
Montana St. 17, New Hampshire 16

Semifinals

Akron 29, Northern Mich. 26
Montana St. 10, North Dakota St. 3

Championship

Montana St. 24, Akron 13

1977

First Round

UC Davis 34, Bethune-Cookman 16
Lehigh 30, Massachusetts 23
North Dakota St. 20, Northern Mich. 6
Jacksonville St. 35, Northern Ariz. 0

Semifinals

Lehigh 39, UC Davis 30

Jacksonville St. 31, North Dakota St. 7

Championship

Lehigh 33, Jacksonville St. 0

1978

First Round

Winston-Salem 17, Cal Poly 0
Delaware 42, Jacksonville St. 27
Youngstown St. 21, Omaha 14
Eastern Ill. 35, UC Davis 31

Semifinals

Delaware 41, Winston-Salem 0
Eastern Ill. 26, Youngstown St. 22

Championship

Eastern Ill. 10, Delaware 9

1979

First Round

Delaware 58, Virginia Union 28
Mississippi Col. 35, North Dakota 15
Youngstown St. 50, South Dakota St. 7
Alabama A&M 27, Morgan St. 7

Semifinals

Delaware 60, Mississippi Col. 10
Youngstown St. 52, Alabama A&M 0

Championship

Delaware 38, Youngstown St. 21

1980

First Round

Eastern Ill. 21, Northern Colo. 14
North Ala. 17, Virginia Union 8
Santa Clara 27, Northern Mich. 26
Cal Poly 15, Jacksonville St. 0

Semifinals

Eastern Ill. 56, North Ala. 31
Cal Poly 38, Santa Clara 14

Championship

Cal Poly 21, Eastern Ill. 13

1981

First Round

Northern Mich. 55, Elizabeth City St. 6
Texas St. 38, Jacksonville St. 22
North Dakota St. 24, Puget Sound 10
Shippensburg 40, Virginia Union 27

Semifinals

Texas St. 62, Northern Mich. 0
North Dakota St. 18, Shippensburg 6

Championship

Texas St. 42, North Dakota St. 13

1982

First Round

Texas St. 27, Fort Valley St. 6
Jacksonville St. 34, Truman 21

North Dakota St. 21, Virginia Union 20
UC Davis 42, Northern Mich. 21

Semifinals

Texas St. 19, Jacksonville St. 14
UC Davis 19, North Dakota St. 14

Championship

Texas St. 34, UC Davis 9

1983

First Round

UC Davis 25, Butler 6
North Dakota St. 24, Towson 17
North Ala. 16, Virginia Union 14
Central St. (OH) 24, Texas St. 16

Semifinals

North Dakota St. 26, UC Davis 17
Central St. (OH) 27, North Ala. 24.

Championship

North Dakota St. 41, Central St. (OH) 21

1984

First Round

North Dakota St. 31, UC Davis 23
Omaha 28, Northwest Mo. St. 15
Troy 31, Central St. (OH) 21
Towson 31, Norfolk St. 21

Semifinals

North Dakota St. 25, Omaha 14
Troy 45, Towson 3.

Championship

Troy 18, North Dakota St. 17

1985

First Round

North Dakota St. 31, UC Davis 12
South Dakota 13, Central St. (OH) 10 (2 OT)
Bloomsburg 38, Hampton 28
North Ala. 14, Fort Valley St. 7

Semifinals

North Dakota St. 16, South Dakota 7
North Ala. 34, Bloomsburg 0

Championship

North Dakota St. 35, North Ala. 7

1986

First Round

North Dakota St. 50, Ashland 0
Central St. (OH) 31, Towson 0
Troy 31, Virginia Union 7
South Dakota 26, UC Davis 23

Semifinals

North Dakota St. 35, Central St. (OH) 12
South Dakota 42, Troy 28

Championship

North Dakota St. 27, South Dakota 7

1987

First Round

Portland St. 27, Minnesota St. 21
Northern Mich. 23, Angelo St. 20 (OT)
UCF 12, Indiana (PA) 10
Troy 45, Winston-Salem 14

Semifinals

Portland St. 13, Northern Mich. 7
Troy 31, UCF 10

Championship

Troy 31, Portland St. 17

1988

First Round

North Dakota St. 49, Augustana (SD) 7
Millersville 27, Indiana (PA) 24
Sacramento St. 35, UC Davis 14
N.C. Central 31, Winston-Salem 16
Tex. A&M-Kingsville 39, Mississippi Col. 15
UT Martin 23, Butler 6
Portland St. 34, Bowie St. 17
Jacksonville St. 63, West Chester 24

Quarterfinals

North Dakota St. 36, Millersville 26
Sacramento St. 56, N.C. Central 7
Tex. A&M-Kingsville 34, UT Martin 0
Portland St. 20, Jacksonville St. 13.

Semifinals

North Dakota St. 42, Sacramento St. 20
Portland St. 35, Tex. A&M-Kingsville 27

Championship

North Dakota St. 35, Portland St. 21

1989

First Round

*Mississippi Col. 34, Tex. A&M-Kingsville 19
St. Cloud St. 27, Augustana (SD) 20
Portland St. 56, West Chester 50 (3 OT)
Indiana (PA) 34, Grand Valley St. 24
Pittsburg St. 28, Northwest Mo. St. 7
Angelo St. 28, UC Davis 23
North Dakota St. 45, Edinboro 32
Jacksonville St. 33, Alabama A&M 9

Quarterfinals

*Mississippi Col. 55, St. Cloud St. 24
Indiana (PA) 17, Portland St. 0
Angelo St. 24, Pittsburg St. 21
Jacksonville St. 21, North Dakota St. 17.

Semifinals

*Mississippi Col. 26, Indiana (PA) 14
Jacksonville St. 34, Angelo St. 16.

Championship

*Mississippi Col. 3, Jacksonville St. 0

**Mississippi College's participation vacated*

1990

First Round

*Mississippi Col. 70, Wofford 19
Jacksonville St. 38, North Ala. 14

Indiana (PA) 48, Winston-Salem 0
Edinboro 38, Virginia Union 14
North Dakota St. 17, Northern Colo. 7
Cal Poly 14, CSUN 7
Pittsburg St. 59, Truman 3
Tex. A&M-Commerce 20, Grand Valley St. 14

Quarterfinals

*Mississippi Col. 14, Jacksonville St. 7
Indiana (PA) 14, Edinboro 7
North Dakota St. 47, Cal Poly 0
Pittsburg St. 60, Tex. A&M-Commerce 28

Semifinals

Indiana (PA) 27, *Mississippi Col. 8
North Dakota St. 39, Pittsburg St. 29

Championship

North Dakota St. 51, Indiana (PA) 11

**Mississippi College's participation vacated*

1991

First Round

Pittsburg St. 26, Butler 16
Tex. A&M-Commerce 36, Grand Valley St. 15
Portland St. 28, Northern Colo. 24
Minnesota St. 27, North Dakota St. 7
Jacksonville St. 49, Winston-Salem 24
Mississippi Col. 28, Wofford 15
Indiana (PA) 56, Virginia Union 7
Shippensburg 34, East Stroudsburg 33 (OT)

Quarterfinals

Pittsburg St. 38, Tex. A&M-Commerce 28
Portland St. 37, Minnesota St. 27
Jacksonville St. 35, Mississippi Col. 7
Indiana (PA) 52, Shippensburg 7

Semifinals

Pittsburg St. 53, Portland St. 21
Jacksonville St. 27, Indiana (PA) 20

Championship

Pittsburg St. 23, Jacksonville St. 6

1992

First Round

Ferris St. 19, Edinboro 15
New Haven 38, West Chester 26
Jacksonville St. 41, Savannah St. 16
North Ala. 33, Hampton 21
Tex. A&M-Kingsville 22, Western St. 13
Portland St. 42, UC Davis 28
Pittsburg St. 26, North Dakota 21
North Dakota St. 42, Truman 7

Quarterfinals

New Haven 35, Ferris St. 13
Jacksonville St. 14, North Ala. 12
Portland St. 35, Tex. A&M-Kingsville 30
Pittsburg St. 38, North Dakota St. 37 (OT)

Semifinals

Jacksonville St. 46, New Haven 35
Pittsburg St. 41, Portland St. 38

Championship

Jacksonville St. 17, Pittsburg St. 13

1993

First Round

North Ala. 38, Carson-Newman 28
Hampton 33, Albany St. (GA) 7
Tex. A&M-Kingsville 50, Portland St. 15
UC Davis 37, Fort Hays St. 34
Minnesota St. 34, Mo. Southern St. 13
North Dakota 17, Pittsburg St. 14
New Haven 48, Edinboro 28
Indiana (PA) 28, Ferris St. 21

Quarterfinals

North Ala. 45, Hampton 20
Tex. A&M-Kingsville 51, UC Davis 28
North Dakota 54, Minnesota St. 21
Indiana (PA) 38, New Haven 35

Semifinals

North Ala. 27, Tex. A&M-Kingsville 25
Indiana (PA) 21, North Dakota 6

Championship

North Ala. 41, Indiana (PA) 34

1994

First Round

Ferris St. 43, West Chester 40
Indiana (PA) 35, Grand Valley St. 27
Tex. A&M-Kingsville 43, Western St. 7
Portland St. 29, Angelo St. 0
North Dakota St. 18, Pittsburg St. 12 (3 OT)
North Dakota 18, Truman 6
North Ala. 17, Carson-Newman 13
Valdosta St. 14, Albany St. (GA) 7

Quarterfinals

Indiana (PA) 21, Ferris St. 17
Tex. A&M-Kingsville 21, Portland St. 16
North Dakota 14, North Dakota St. 7
North Ala. 27, Valdosta St. 24 (2 OT)

Semifinals

Tex. A&M-Kingsville 46, Indiana (PA) 20
North Ala. 35, North Dakota 7

Championship

North Ala. 16, Tex. A&M-Kingsville 10

1995

First Round

Ferris St. 36, Millersville 26
New Haven 27, Edinboro 12
North Ala. 38, Albany St. (GA) 28
Carson-Newman 37, West Ga. 26
Pittsburg St. 36, Northern Colo. 17
North Dakota St. 41, North Dakota 10
Tex. A&M-Kingsville 59, Fort Hays St. 28
Portland St. 56, Tex. A&M-Commerce 35

Quarterfinals

Ferris St. 17, New Haven 9
North Ala. 28, Carson-Newman 7
Pittsburg St. 9, North Dakota St. 7
Tex. A&M-Kingsville 30, Portland St. 3

Semifinals

North Ala. 45, Ferris St. 7
Pittsburg St. 28, Tex. A&M-Kingsville 25 (OT)

Championship

North Ala. 27, Pittsburg St. 7

1996

First Round

Clarion 42, Bloomsburg 29
Ferris St. 24, Indiana (PA) 23
Northern Colo. 24, Pittsburg St. 21
Northwest Mo. St. 22, Omaha 21
Valdosta St. 38, Albany St. (GA) 28
Carson-Newman 41, West Ga. 7
Central Okla. 23, Chadron St. 21
UC Davis 17, *Tex. A&M-Kingsville 14

Quarterfinals

Clarion 23, Ferris St. 21
Northern Colo. 27, Northwest Mo. St. 26
Carson-Newman 24, Valdosta St. 19
UC Davis 26, Central Okla. 7

Semifinals

Northern Colo. 19, Clarion 18
Carson-Newman 29, UC Davis 26

Championship

Northern Colo. 23, Carson-Newman 14

**Texas A&M-Kingsville's participation vacated*

1997

First Round

UC Davis 37, *Tex. A&M-Kingsville 34
Angelo St. 46, Western St. 12
New Haven 47, Glenville St. 7
Slippery Rock 30, Ashland 20
Northwest Mo. St. 39, North Dakota St. 28
Northern Colo. 24, Pittsburg St. 16
Carson-Newman 21, North Ala. 7
Albany St. (GA) 10, Southern Ark. 6

Quarterfinals

UC Davis 50, Angelo St. 33
New Haven 49, Slippery Rock 21
Northern Colo. 35, Northwest Mo. St. 19
Carson-Newman 23, Albany St. (GA) 22

Semifinals

New Haven 27, UC Davis 25
Northern Colo. 30, Carson-Newman 29

Championship

Northern Colo. 51, New Haven 0

**Texas A&M-Kingsville's participation vacated*

1998

First Round

Carson-Newman 30, West Ga. 20
Fort Valley St. 21, Delta St. 14
Slippery Rock 37, Grand Valley St. 14
Shepherd 9, Indiana (PA) 6
Northwest Mo. St. 28, Omaha 14
Northern Colo. 52, North Dakota 24
Central Okla. 21, Chadron St. 19
*Tex. A&M-Kingsville 54, UC Davis 21

Quarterfinals

Carson-Newman 38, Fort Valley St. 31 (OT)
Slippery Rock 31, Shepherd 20

Northwest Mo. St. 42, Northern Colo. 17
*Tex. A&M-Kingsville 24, Central Okla. 21 (OT)

Semifinals

Carson-Newman 47, Slippery Rock 21
Northwest Mo. St. 49, *Tex. A&M-Kingsville 34

Championship

Northwest Mo. St. 24, Carson-Newman 6

**Texas A&M-Kingsville's participation vacated*

1999

First Round

Carson-Newman 40, Arkansas Tech 28
Catawba 48, Fort Valley St. 17
UC Davis 33, Central Okla. 17
Northeastern St. 27, Western Wash. 24 (OT)
Indiana (PA) 27, Slippery Rock 20 (OT)
Millersville 21, Shepherd 14
Northern Colo. 34, Pittsburg St. 31
Northwest Mo. St. 20, North Dakota 13 (OT)

Quarterfinals

Carson-Newman 28, Catawba 25
Northeastern St. 19, UC Davis 14
Indiana (PA) 26, Millersville 21
Northwest Mo. St. 41, Northern Colo. 35

Semifinals

Carson-Newman 42, Northeastern St. 7
Northwest Mo. St. 20, Indiana (PA) 12

Championship

Northwest Mo. St. 58, Carson-Newman 52 (4 OT)

2000

First Round

North Dakota St., 31, Northwest Mo. St. 17
Omaha 14, Pittsburg St. 3
Catawba 28, West Ga. 24
Delta St. 49, Valdosta St. 12
Northwood (MI) 28, Indiana (PA) 0
Bloomsburg 46, Saginaw Valley 32
UC Davis 48, Chadron St. 10
Colorado Mesa 40, Northeastern St. 21

Quarterfinals

North Dakota St. 43, Omaha 21
Delta St. 20, Catawba 14
Bloomsburg 38, Northwood (MI) 14
UC Davis 62, Colorado Mesa 18

Semifinals

Delta St. 34, North Dakota St. 16
Bloomsburg 58, UC Davis 48

Championship

Delta St. 63, Bloomsburg 34

2001

First Round

North Dakota 42, Winona St. 28
Pittsburg St. 20, Omaha 7
Tarleton St. 28, Chadron St. 24
UC Davis 37, Tex. A&M-Kingsville 32
Valdosta St. 40, Fort Valley St. 24
Catawba 35, Central Ark. 34
Grand Valley St. 42, Bloomsburg 14

Saginaw Valley 33, Indiana (PA) 32

Quarterfinals

North Dakota 38, Pittsburg St. 0
UC Davis 42, Tarleton St. 25
Catawba 37, Valdosta St. 34 (OT)
Grand Valley St. 33, Saginaw Valley 30

Semifinals

North Dakota 14, UC Davis 2
Grand Valley St. 34, Catawba 16

Championship

North Dakota 17, Grand Valley St. 14

2002

First Round

Valdosta St. 24, Catawba 7
Carson-Newman 40, Fayetteville St. 27
UC Davis 24, Central Wash. 6
Tex. A&M-Kingsville 58, Neb.-Kearney 40
Grand Valley St. 62, LIU Post 13
Indiana (PA) 27, Saginaw Valley 23
Northwest Mo. St. 45, Minn. Duluth 41
Northern Colo. 49, Central Mo. 28

Quarterfinals

Valdosta St. 31, Carson-Newman 28
Tex. A&M-Kingsville 27, UC Davis 20 (OT)
Grand Valley St. 62, Indiana (PA) 21
Northern Colo. 23, Northwest Mo. St. 12

Semifinals

Valdosta St. 21, Tex. A&M-Kingsville 12
Grand Valley St. 44, Northern Colo. 7

Championship

Grand Valley St. 31, Valdosta St. 24

2003

First Round

North Dakota 24, Pittsburg St. 14
Winona St. 10, Emporia St. 3
North Ala. 48, Southern Ark. 24
Carson-Newman 35, Valdosta St. 29
Saginaw Valley 33, Edinboro 9
Grand Valley St. 65, Bentley 36
Central Okla. 20, Colorado Mesa 15
Tex. A&M-Kingsville 34, Tarleton St. 10

Quarterfinals

North Dakota 36, Winona St. 29
North Ala. 41, Carson-Newman 9
Grand Valley St. 10, Saginaw Valley 3
Tex. A&M-Kingsville 49, Central Okla. 6

Semifinals

North Dakota 29, North Ala. 22
Grand Valley St. 31, Tex. A&M-Kingsville 3

Championship

Grand Valley St. 10, North Dakota 3

2004

First Round

North Dakota 20, St. Cloud St. 17 (2 OT)
Grand Valley St. 16, Winona St. 13
Colorado Mines 52, Midwestern St. 33
Tex. A&M-Kingsville 40, Southeastern Okla. 30

West Chester 35, LIU Post 3
Edinboro 47, Bentley 44
Arkansas Tech 24, Catawba 20
Carson-Newman 35, Fayetteville St. 14

Second Round

North Dakota 20, Michigan Tech 3
Grand Valley St. 10, Northwood (MI) 7
Pittsburg St. 70, Colorado Mines 35
Northwest Mo. St. 34, Tex. A&M-Kingsville 14
West Chester 33, Shippensburg 28
East Stroudsburg 36, Edinboro 32
Albany St. (GA) 42, Arkansas Tech 24
Valdosta St. 38, Carson-Newman 12

Quarterfinals

North Dakota 19, Grand Valley St. 15
Pittsburg St. 50, Northwest Mo. St. 36
West Chester 48, East Stroudsburg 38
Valdosta St. 38, Albany St. (GA) 24

Semifinals

Pittsburg St. 31, North Dakota 19
Valdosta St. 45, West Chester 21

Championship

Valdosta St. 36, Pittsburg St. 31

2005

First Round

Central Ark. 28, Albany St. (GA) 20
North Ala. 40, Valdosta St. 13
Pittsburg St. 49, Neb.-Kearney 20
Northwest Mo. St. 45, Angelo St. 14
LIU Post 24, West Chester 20
East Stroudsburg 55, Southern Conn. St. 33
North Dakota 23, Minn. Duluth 12
Saginaw Valley 31, Northwood (MI) 16

Second Round

Central Ark. 52, Presbyterian 28
North Ala. 24, N.C. Central 21
Pittsburg St. 41, West Tex. A&M 3
Northwest Mo. St. 42, Washburn 32
LIU Post 28, Shepherd 21
East Stroudsburg 52, Bloomsburg 39
Grand Valley St. 17, North Dakota 3
Saginaw Valley 24, Omaha 21

Quarterfinals

North Ala. 41, Central Ark. 38 (OT)
Northwest Mo. St. 21, Pittsburg St. 10
East Stroudsburg 55, LIU Post 28
Grand Valley St. 24, Saginaw Valley 17

Semifinals

Northwest Mo. St. 25, North Ala. 24
Grand Valley St. 55, East Stroudsburg 20

Championship

Grand Valley St. 21, Northwest Mo. St. 17

2006

First Round

South Dakota 31, Northwood (MI) 28 (OT)
North Dakota 42, Winona St. 0
Delta St. 17, Elizabeth City St. 10
Newberry 34, Albany St. (GA) 28

Merrimack 28, Southern Conn. St. 26
West Chester 31, Bryant 29
Midwestern St. 28, Mo. Western St. 26
West Tex. A&M 30, Abilene Christian 27 (OT)

Second Round

Grand Valley St. 35, South Dakota 17
North Dakota 38, Omaha 35
Delta St. 24, N.C. Central 17
North Ala. 38, Newberry 20
Shepherd 31, Merrimack 7
Bloomsburg 21, West Chester 20
Northwest Mo. St. 27, Midwestern St. 0
Chadron St. 43, West Tex. A&M 17

Quarterfinals

Grand Valley St. 30, North Dakota 20
Delta St. 27, North Ala. 10
Bloomsburg 24, Shepherd 21
Northwest Mo. St. 28, Chadron St. 21

Semifinals

Grand Valley St. 49, Delta St. 30
Northwest Mo. St. 33, Bloomsburg 3

Championship

Grand Valley St. 17, Northwest Mo. St. 14

2007

First Round

Central Wash. 40, Ashland 24
North Dakota 44, Winona St. 2
Abilene Christian 56, Colorado Mesa 12
West Tex. A&M 40, Washburn 39
Catawba 66, Albany St. (GA) 35
Delta St. 45, Shaw 7
Southern Conn. St. 45, Bryant 28
Indiana (PA) 45, West Chester 35

Second Round

Central Wash. 20, Omaha 17
Grand Valley St. 21, North Dakota 14
Chadron St. 76, Abilene Christian 73 (3 OT)
Northwest Mo. St. 56, West Tex. A&M 28
Valdosta St. 55, Catawba 29
North Ala. 20, Delta St. 17
California (PA) 43, Southern Conn. St. 7
Shepherd 41, Indiana (PA) 34

Quarterfinals

Grand Valley St. 41, Central Wash. 21
Northwest Mo. St. 26, Chadron St. 13
Valdosta St. 37, North Ala. 23
California (PA) 58, Shepherd 38

Semifinals

Northwest Mo. St. 34, Grand Valley St. 16
Valdosta St. 28, California (PA) 24

Championship

Valdosta St. 25, Northwest Mo. St. 20

2008

First Round

Tusculum 34, Albany St. (GA) 22
Valdosta St. 24, Carson-Newman 20
West Tex. A&M 49, Central Wash. 42
Pittsburg St. 33, Omaha 21

West Chester 52, Southern Conn. St. 32
Seton Hill 14, American Int'l 7
Ashland 27, Minnesota St. 16
Chadron St. 23, Wayne St. (NE) 17

Second Round

Delta St. 27, Tusculum 19
North Ala. 37, Valdosta St. 10
Abilene Christian 93, West Tex. A&M 68
Northwest Mo. St. 38, Pittsburg St. 35
Bloomsburg 28, West Chester 21
California (PA) 48, Seton Hill 7
Grand Valley St. 40, Ashland 7
Minn. Duluth 20, Chadron St. 10

Quarterfinals

North Ala. 55, Delta St. 34
Northwest Mo. St. 45, Abilene Christian 36
California (PA) 27, Bloomsburg 24
Minn. Duluth 19, Grand Valley St. 13 (2 OT)

Semifinals

Northwest Mo. St. 41, North Ala. 7
Minn. Duluth 45, California (PA) 7

Championship

Minn. Duluth 21, Northwest Mo. St. 14

2009

First Round

Neb.-Kearney 35, Saginaw Valley 20
Hillsdale 27, Minnesota St. 24
Arkansas Tech 41, UNC Pembroke 13
West Ala. 24, Albany St. (GA) 22
Edinboro 31, East Stroudsburg 16
California (PA) 42, Fayetteville St. 13
Tarleton St. 57, Tex. A&M-Kingsville 56 (2 OT)
Abilene Christian 24, Midwestern St. 21

Second Round

Minn. Duluth 42, Neb.-Kearney 7
Grand Valley St. 44, Hillsdale 27
North Ala. 41, Arkansas Tech 28
Carson-Newman 59, West Ala. 21
West Liberty 84, Edinboro 63
California (PA) 26, Shippensburg 21
Central Wash. 27, Tarleton St. 6
Northwest Mo. St. 35, Abilene Christian 10

Quarterfinals

Grand Valley St. 24, Minn. Duluth 10
Carson-Newman 24, North Ala. 21
California (PA) 57, West Liberty 35
Northwest Mo. St. 21, Central Wash. 20

Semifinals

Grand Valley St. 41, Carson-Newman 27
Northwest Mo. St. 56, California (PA) 31

Championship

Northwest Mo. St. 30, Grand Valley St. 23

2010

First Round

[St. Cloud St. 42, Hillsdale 28](#)
[Grand Valley St. 35, Colorado Mines 13](#)
[Central Mo. 55, West Tex. A&M 35](#)
[Northwest Mo. St. 28, Mo. Western St. 24](#)

[Wingate 63.](#) [Morehouse 41](#)
[North Ala. 43.](#) [Valdosta St. 20](#)
[Shepherd 40.](#) [Shaw 6](#)
[Bloomsburg 28.](#) [California \(PA\) 26](#)

Second Round

[Minn. Duluth 20.](#) [St. Cloud St. 17 \(OT\)](#)
[Augustana \(SD\) 38.](#) [Grand Valley St. 6](#)
[Central Mo. 55.](#) [Abilene Christian 41](#)
[Northwest Mo. St. 35.](#) [Tex. A&M-Kingsville 31](#)
[Albany St. \(GA\) 30.](#) [Wingate 28](#)
[Delta St. 47.](#) [North Ala. 24](#)
[Shepherd 41.](#) [Kutztown 34](#)
[Mercyhurst 28.](#) [Bloomsburg 14](#)

Quarterfinals

[Minn. Duluth 24.](#) [Augustana \(SD\) 13](#)
[Northwest Mo. St. 37.](#) [Central Mo. 20](#)
[Delta St. 28.](#) [Albany St. \(GA\) 7](#)
[Shepherd 49.](#) [Mercyhurst 14](#)

Semifinals

[Minn. Duluth 17.](#) [Northwest Mo. St. 13](#)
[Delta St. 29.](#) [Shepherd 17](#)

Championship

[Minn. Duluth 20.](#) [Delta St. 17](#)

2011

First Round

[North Ala. 43.](#) [West Ala. 27](#)
[North Greenville 63.](#) [Albany St. \(GA\) 14](#)
[Northwest Mo. St. 35.](#) [Mo. Western St. 29](#)
[Washburn 52.](#) [Abilene Christian 49](#)
[California \(PA\) 44.](#) [Elizabeth City St. 0](#)
[Kutztown 17.](#) [Concord 14](#)
[Minn. Duluth 30.](#) [Saginaw Valley 27 \(OT\)](#)
[Wayne St. \(MI\) 48.](#) [St. Cloud St. 38.](#)

Second Round

[Delta St. 42.](#) [North Ala. 14](#)
[North Greenville 52.](#) [Mars Hill 38](#)
[Northwest Mo. St. 38.](#) [Midwestern St. 31 \(OT\)](#)
[Pittsburg St. 31.](#) [Washburn 22](#)
[Winston-Salem 35.](#) [California \(PA\) 28](#)
[New Haven 44.](#) [Kutztown 37](#)
[Minn. Duluth 24.](#) [Colorado St.-Pueblo 21](#)
[Wayne St. \(MI\) 38.](#) [Neb.-Kearney 14.](#)

Quarterfinals

[Delta St. 28.](#) [North Greenville 23](#)
[Pittsburg St. 41.](#) [Northwest Mo. St. 16](#)
[Winston-Salem 27.](#) [New Haven 7](#)
[Wayne St. \(MI\) 31.](#) [Minn. Duluth 25](#)

Semifinals

[Pittsburg St. 49.](#) [Delta St. 23](#)
[Wayne St. \(MI\) 21.](#) [Winston-Salem 14.](#)

Championship

[Pittsburg St. 35.](#) [Wayne St. \(MI\) 21](#)

2012

First Round

[Shippensburg 58.](#) [Bloomsburg 20](#)
[Indiana \(PA\) 27.](#) [Shepherd 17](#)
[Ulndy 31.](#) [Midwestern St. 14](#)
[West Tex. A&M 38.](#) [Chadron St. 30](#)

[West Ala. 41.](#) [Miles 7](#)

[Lenoir-Rhyne 21.](#) [Fort Valley St. 6](#)
[Northwest Mo. St. 35.](#) [Harding 0](#)
[Mo. Western St. 57.](#) [Minn. Duluth 55 \(3 OT\)](#)

Second Round

[Winston-Salem 37.](#) [Shippensburg 14](#)
[Indiana \(PA\) 17.](#) [New Haven 14](#)
[Colorado St.-Pueblo 28.](#) [Ulndy 7](#)
[West Tex. A&M 33.](#) [Ashland 28](#)
[Valdosta St. 49.](#) [West Ala. 21](#)
[Carson-Newman 38.](#) [Lenoir-Rhyne 35](#)
[Minnesota St. 38.](#) [Northwest Mo. St. 35](#)
[Mo. Western St. 45.](#) [Henderson St. 21](#)

Quarterfinals

[Winston-Salem 21.](#) [Indiana \(PA\) 17](#)
[West Tex. A&M 34.](#) [Colorado St.-Pueblo 13](#)
[Valdosta St. 48.](#) [Carson-Newman 26](#)
[Minnesota St. 17.](#) [Mo. Western St. 10](#)

Semifinals

[Winston-Salem 41.](#) [West Tex. A&M 18](#)
[Valdosta St. 35.](#) [Minnesota St. 19](#)

Championship

[Valdosta St. 35.](#) [Winston-Salem 7](#)

2013

First Round

[Winston-Salem 27.](#) [Slippery Rock 20](#)
[West Chester 38.](#) [American Int'l 7](#)
[Carson-Newman 37.](#) [Newberry 27](#)
[North Ala. 30.](#) [Tuskegee 27](#)
[Minn. Duluth 55.](#) [Emporia St. 13](#)
[St. Cloud St. 40.](#) [Henderson St. 35](#)
[Grand Valley St. 40.](#) [Saginaw Valley 7](#)
[West Tex. A&M 27.](#) [Ulndy 14](#)

Second Round

[Shepherd 7.](#) [Winston-Salem 0](#)
[West Chester 40.](#) [Bloomsburg 38](#)
[Lenoir-Rhyne 27.](#) [Carson-Newman 20](#)
[North Ala. 37.](#) [UNC Pembroke 13](#)
[Northwest Mo. St. 45.](#) [Minn. Duluth 21](#)
[St. Cloud St. 54.](#) [Minnesota St. 48](#)
[Grand Valley St. 34.](#) [Colorado St.-Pueblo 30](#)
[West Tex. A&M 34.](#) [Ohio Dominican 27](#)

Quarterfinals

[West Chester 28.](#) [Shepherd 7](#)
[Lenoir-Rhyne 42.](#) [North Ala. 39](#)
[Northwest Mo. St. 59.](#) [St. Cloud St. 21](#)
[Grand Valley St. 35.](#) [West Tex. A&M 28](#)

Semifinals

[Lenoir-Rhyne 42.](#) [West Chester 14](#)
[Northwest Mo. St. 27.](#) [Grand Valley St. 13](#)

Championship

[Northwest Mo. St. 43.](#) [Lenoir-Rhyne 28](#)

2014

First Round

[West Chester 46.](#) [Slippery Rock 20](#)
[Virginia St. 28.](#) [LIU Post 17](#)
[Minn. Duluth 25.](#) [Northwest Mo. St. 21](#)
[Pittsburgh St. 59.](#) [Harding 42](#)

[Valdosta St. 33.](#) [North Ala. 31](#)
[West Ga. 20.](#) [Tuskegee 17](#)
[Ohio Dominican 34.](#) [Colorado Mines 23](#)
[Angelo St. 42.](#) [Michigan Tech 41](#)

Second Round

[Concord 51.](#) [West Chester 36](#)
[Bloomsburg 35.](#) [Virginia St. 14](#)
[Minn. Duluth 48.](#) [Ouachita Baptist 45 \(OT\)](#)
[Minnesota St. 24.](#) [Pittsburgh St. 21 \(OT\)](#)
[Valdosta St. 23.](#) [Lenoir-Rhyne 21](#)
[West Ga. 37.](#) [Delta St. 27](#)
[Ohio Dominican 46.](#) [Ferris St. 33](#)
[Colo. St.-Pueblo 52.](#) [Angelo St. 14](#)

Quarterfinal

[Concord 32.](#) [Bloomsburg 26](#)
[Minnesota St. 44.](#) [Minn. Duluth 17](#)
[West Ga. 31.](#) [Valdosta St. 17](#)
[Colo. St.-Pueblo 31.](#) [Ohio Dominican 28](#)

Semifinals

[Minnesota St. 47.](#) [Concord 13](#)
[Colo. St.-Pueblo 10.](#) [West Ga. 7](#)

Championship

[Colo. St.-Pueblo 13.](#) [Minnesota St. 0](#)

2015

First Round

[Indiana \(PA\) 47.](#) [Charleston \(WV\) 21](#)
[Slippery Rock 40.](#) [Virginia Union 21](#)
[Assumption 51.](#) [Bowie St. 29](#)
[Valdosta St. 61.](#) [Carson-Newman 59](#)
[North Ala. 50.](#) [Newberry 7](#)
[Tuskegee 26.](#) [Catawba 16](#)
[Colorado St.-Pueblo 27.](#) [Ulndy 14](#)
[Ferris St. 43.](#) [Tex. A&M-Commerce 30](#)
[Grand Valley St. 45.](#) [Ashland 23](#)
[Humboldt St. 45.](#) [Augustana \(SD\) 31](#)
[Emporia St. 51.](#) [Minnesota St. 49](#)
[Henderson St. 23.](#) [Sioux Falls 16](#)

Second Round

[Shepherd 17.](#) [Indiana \(PA\) 13](#)
[Slippery Rock 41.](#) [Assumption 39](#)
[West Ga. 27.](#) [Valdosta St. 20](#)
[Tuskegee 35.](#) [North Ala. 31](#)
[Colorado St.-Pueblo 26.](#) [Midwestern St. 17](#)
[Grand Valley St. 38.](#) [Ferris St. 34](#)
[Northwest Mo. St. 38.](#) [Humboldt St. 7](#)
[Emporia St. 29.](#) [Henderson St. 3](#)

Quarterfinals

[Shepherd 23.](#) [Slippery Rock 16](#)
[West Ga. 35.](#) [Tuskegee 6](#)
[Grand Valley St. 31.](#) [Colorado St.-Pueblo 7](#)
[Northwest Mo. St. 38.](#) [Emporia St. 17](#)

Semifinals

[Shepherd 34.](#) [Grand Valley St. 32](#)
[Northwest Mo. St. 38.](#) [West Ga. 23](#)

Championship

[Northwest Mo. St. 34.](#) [Shepherd 7](#)

2016

First Round

[Indiana \(PA\) 62, Fairmont St. 13](#)
[LIU Post 48, Winston-Salem 41](#)
[Shepherd 48, Assumption 31](#)
[UNC Pembroke 24, Valdosta St. 21](#)
[Tuskegee 35, Newberry 33](#)
[North Greenville 27, Florida Tech 13](#)
[Emporia St. 59, Minn. Duluth 26](#)
[Sioux Falls 34, Azusa Pacific 21](#)
[Harding 48, Central Mo. 31](#)
[Tex. A&M-Commerce 34, Colorado Mesa 23](#)

[Ferris St. 65, Midwestern St. 34](#)
[Colorado Mines 63, Southeast Baptist 35](#)

Second Round

[California \(PA\) 44, Indiana \(PA\) 23](#)
[Shepherd 40, LIU Post 21](#)
[North Ala. 41, UNC Pembroke 17](#)
[North Greenville 45, Tuskegee 26](#)
[Northwest Mo. St. 44, Emporia St. 13](#)
[Harding 27, Sioux Falls 24](#)
[Grand Valley St. 55, Tex. A&M-Commerce 32](#)
[Ferris St. 38, Colorado Mines 17](#)

Quarterfinals

[Shepherd 41, California \(PA\) 30](#)
[North Ala. 38, North Greenville 0](#)
[Northwest Mo. St. 35, Harding 0](#)
[Ferris St. 47, Grand Valley St. 32](#)

Semifinals

[Northwest Mo. St. 35, Ferris St. 20](#)
[North Ala. 23, Shepherd 13](#)

Championship

[Northwest Mo. St. 29, North Ala. 3](#)

BRACKETS

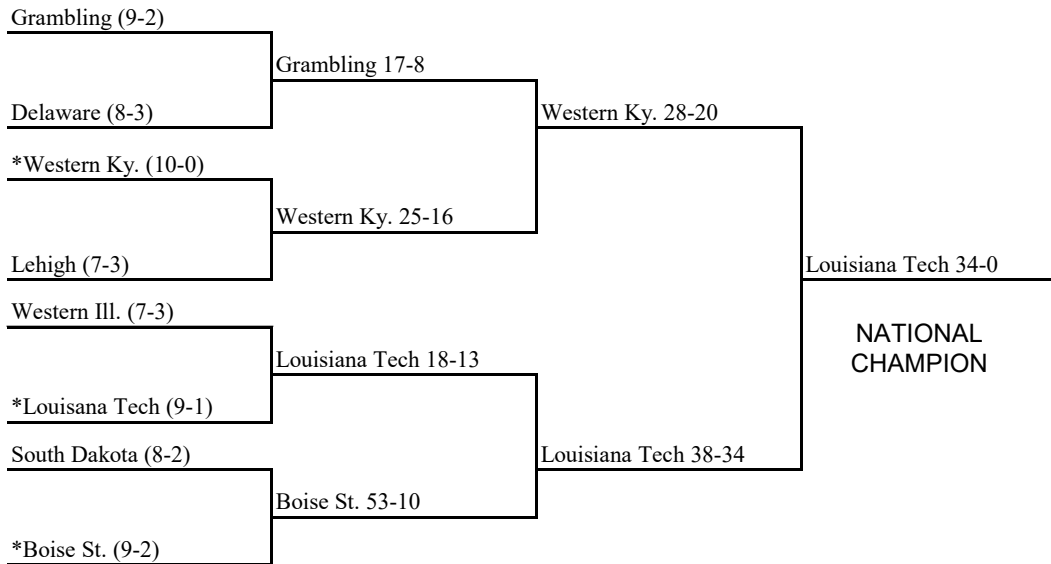


1973 National Collegiate Division II Football Championship

First Round
December 1

Semifinals
December

Final
December 15



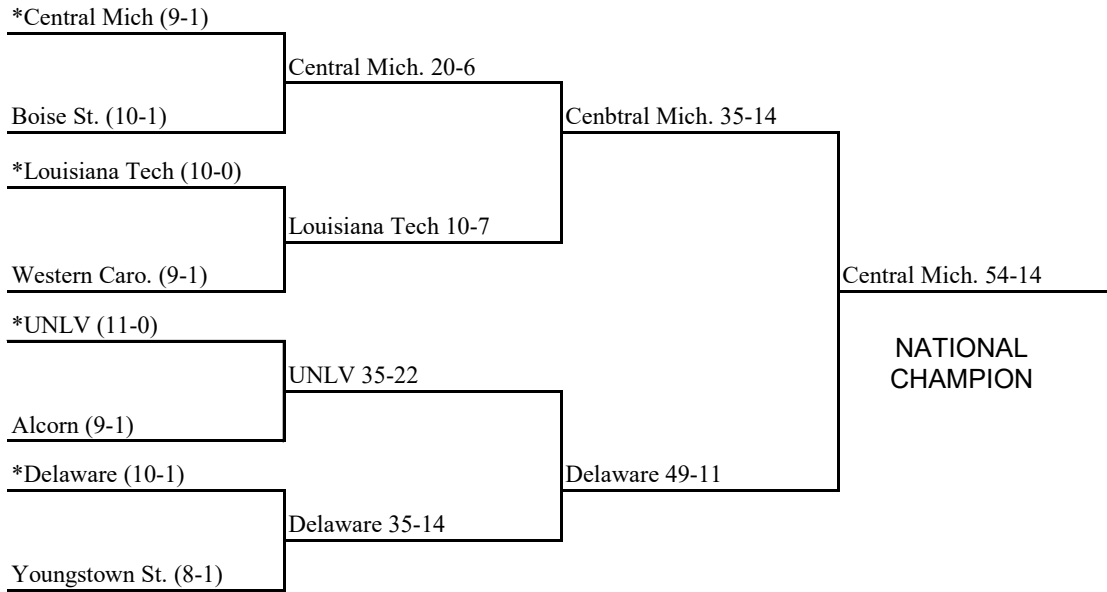


1974 National Collegiate Division II Football Championship

First Round
November 30
On campus

Semifinals
December 7
On campus

Final
December 14



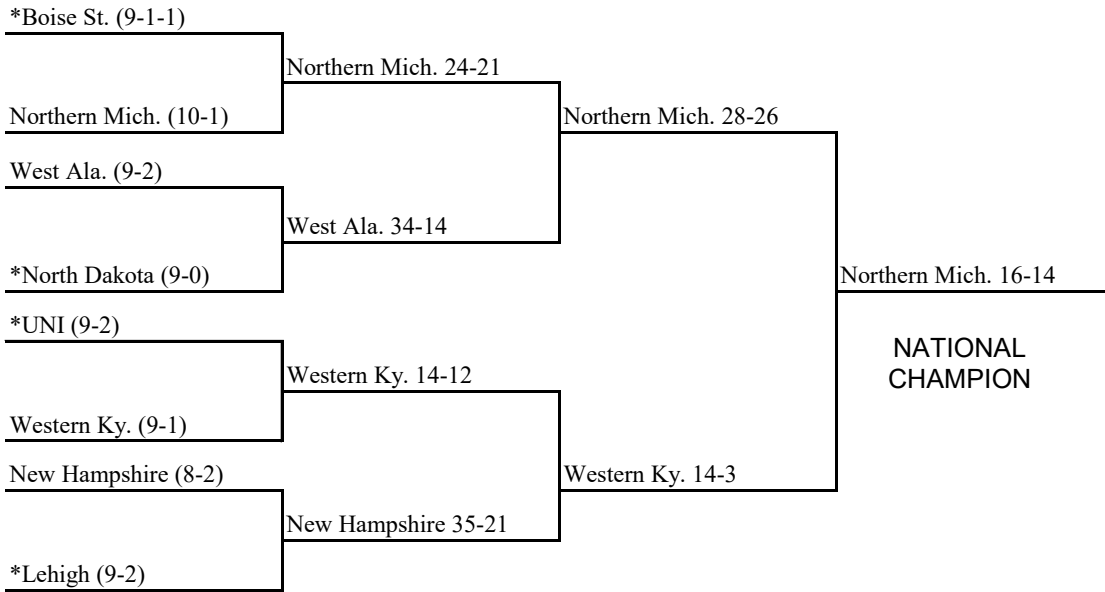


1975 National Collegiate Division II Football Championship

First Round
November 29
On campus

Semifinals
December 6
On campus

Final
December 13



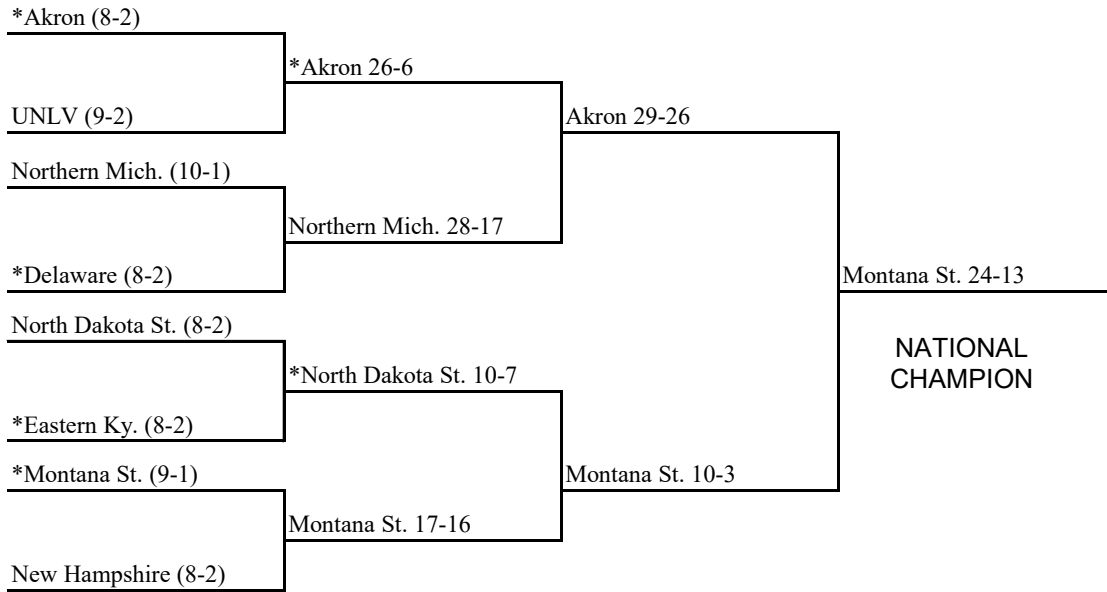


1976 National Collegiate Division II Football Championship

First Round
November 27
On campus

Semifinals
December 4
On campus

Final
December 11



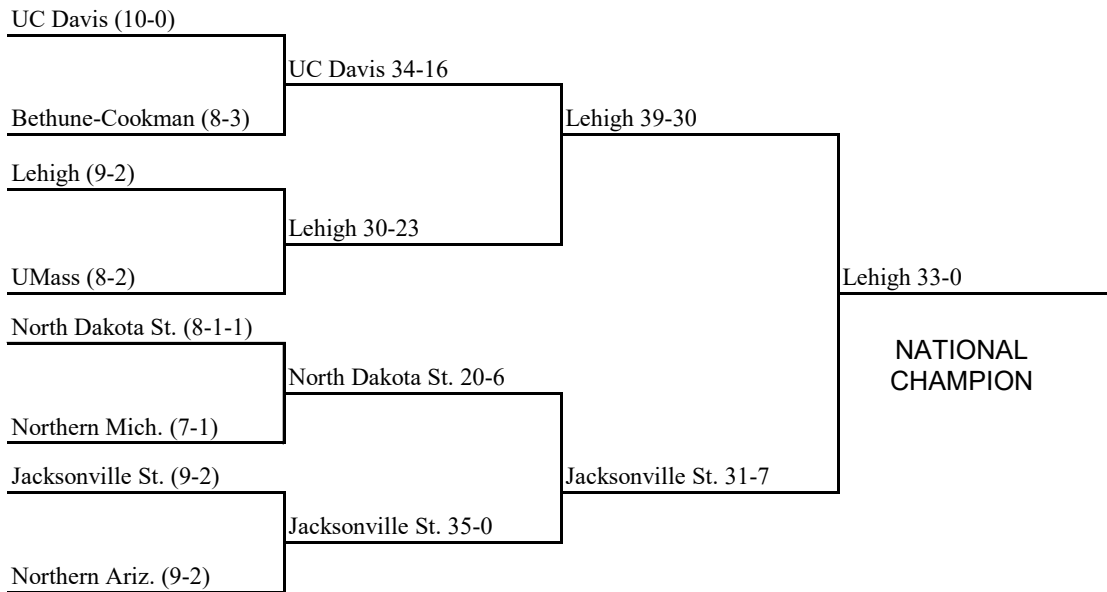


1977 National Collegiate Division II Football Championship

First Round
November 26
On campus

Semifinals
December 3
On campus

Final
December 10



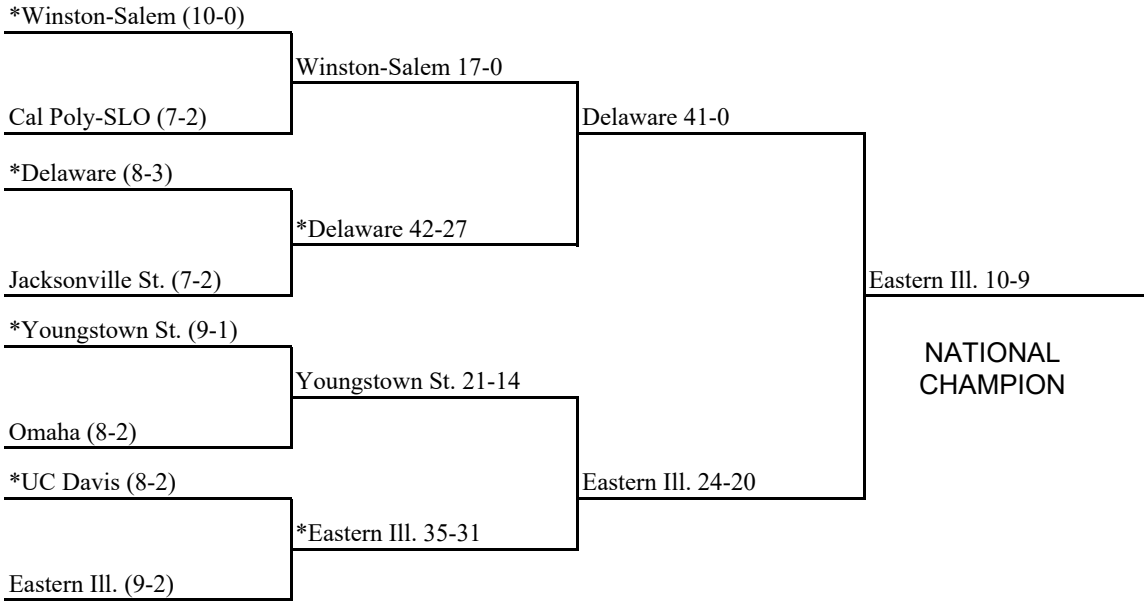


1978 National Collegiate Division II Football Championship

First Round
November 25
On campus

Semifinals
December 2
On campus

Final
December 9



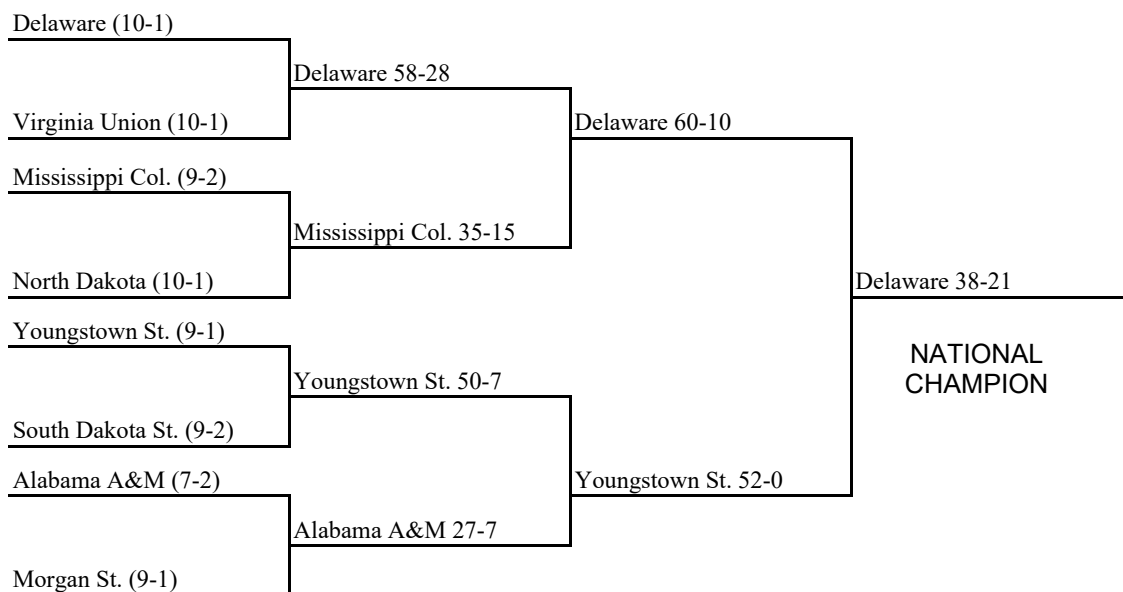


1979 National Collegiate Division II Football Championship

First Round
November 24
On campus

Semifinals
December 1
On campus

Final
December 8






1980 National Collegiate Division II Football Championship

First Round
November 29
On campus

Semifinals
December 6
On campus

Final
December 13





1981 National Collegiate Division II Football Championship

First Round
November 28
On campus

Semifinals
December 5
On campus

Final
December 12



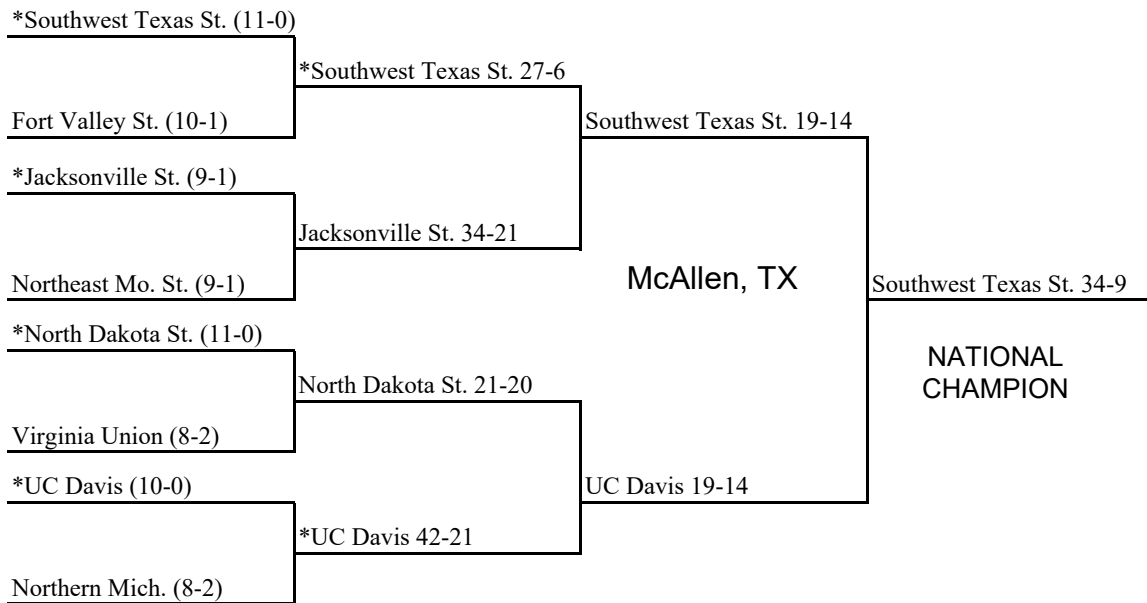


1982 National Collegiate Division II Football Championship

First Round
November 27
On campus

Semifinals
December 4
On campus

Final
December 11



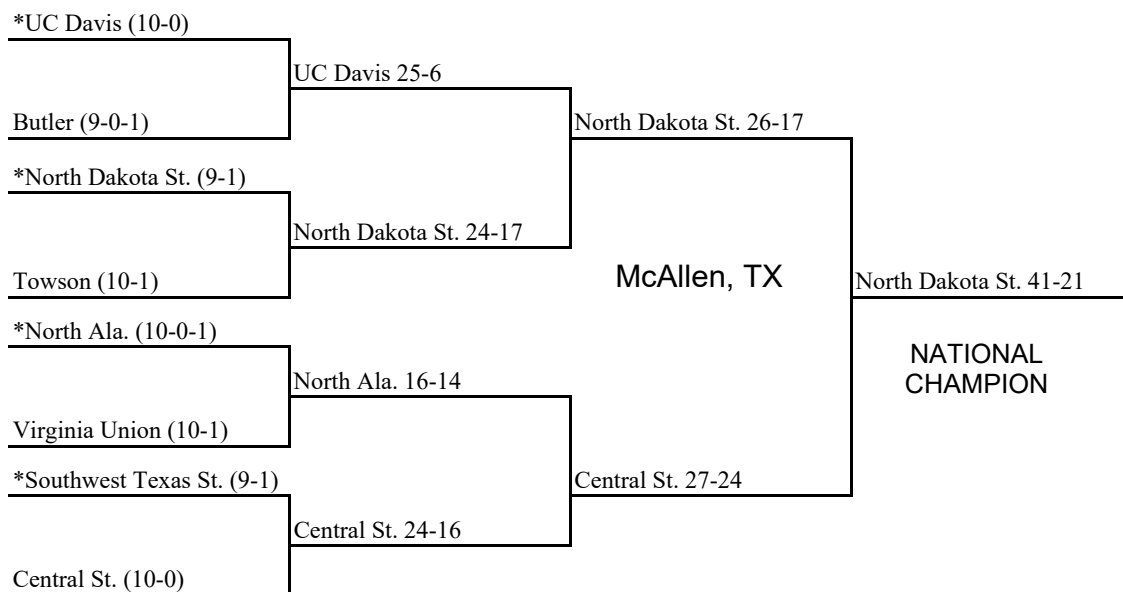


1983 National Collegiate Division II Football Championship

First Round
November 26
On campus

Semifinals
December 3
On campus

Final
December 10



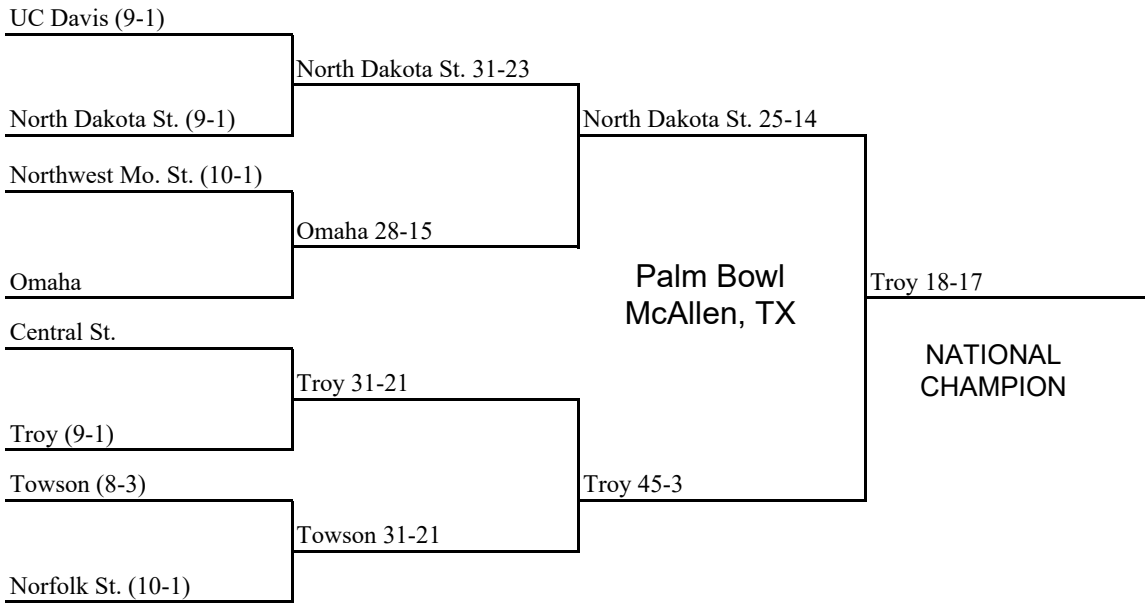


1984 National Collegiate Division II Football Championship

First Round
November 24
On campus

Semifinals
December 1
On campus

Final
December 8





1985 National Collegiate Division II Football Championship

First Round
November 30
On campus

Semifinals
December 7
On campus

Final
December 14



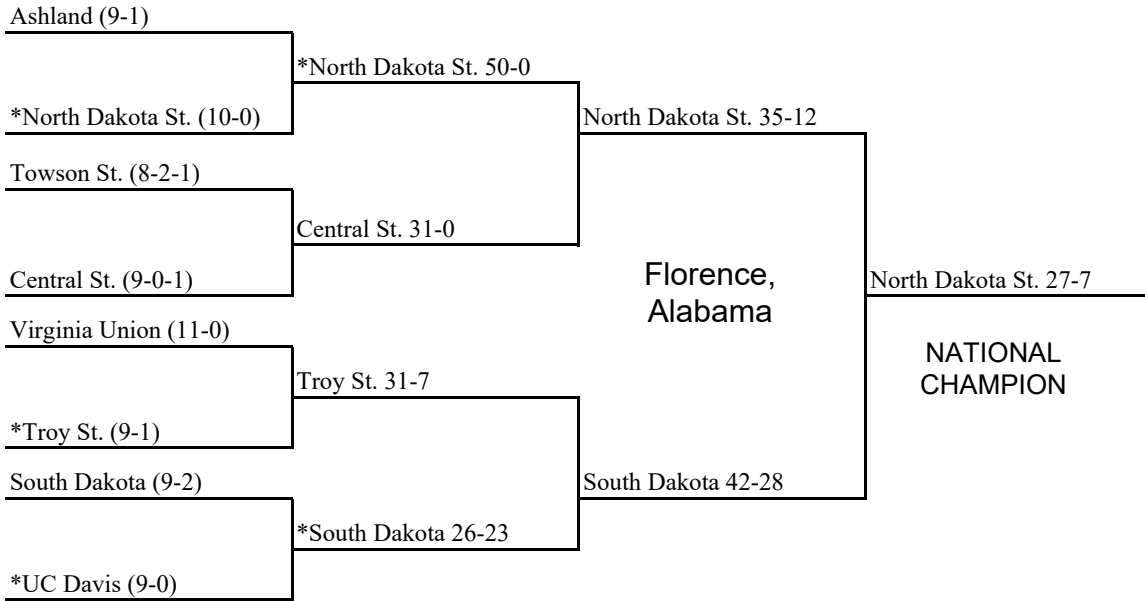


1986 National Collegiate Division II Football Championship

First Round
November 29
On campus

Semifinals
December 6
On campus

Final
December 13



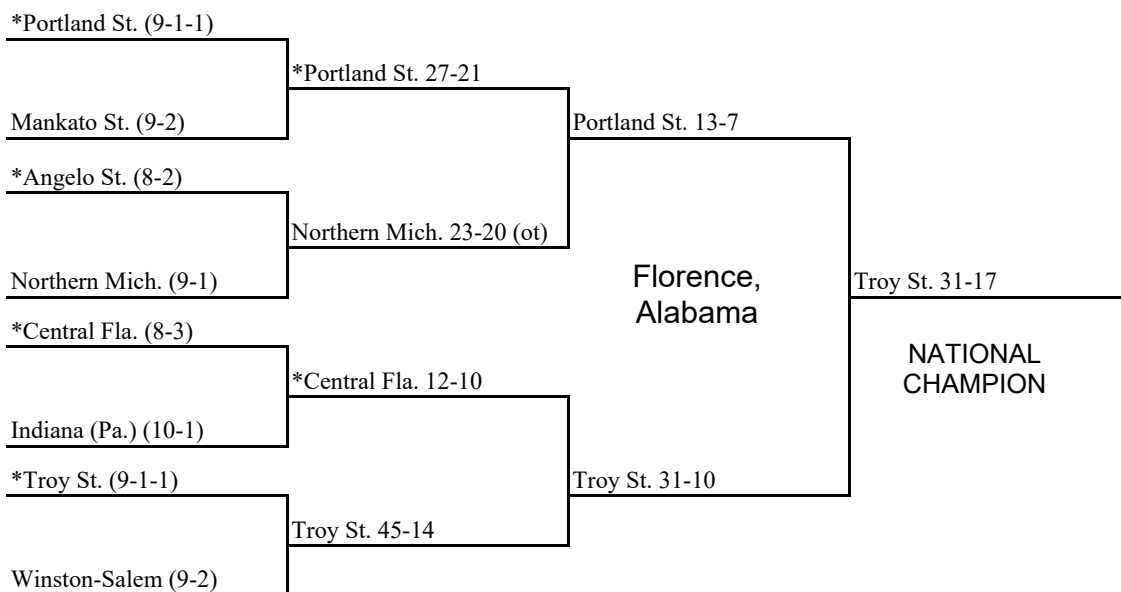


1987 National Collegiate Division II Football Championship

First Round
November 28
On campus

Semifinals
December 5
On campus

Final
December 12





1988 National Collegiate Division II Football Championship

First Round
November 19
On campus

Quarterfinals
November 26
On campus

Semifinals
December 3
On campus

Final
December 10
On campus



All times local and TBD by Host

*Denotes home team



1989 National Collegiate Division II Football Championship

First Round
November 18
On campus

Quarterfinals
November 25
On campus

Semifinals
December 2
On campus

Final
December 9
On campus



All times local and TBD by Host

*Denotes home team



1990 National Collegiate Division II Football Championship

First Round
November 17
On campus

Quarterfinals
November 24
On campus

Semifinals
December 1
On campus

Final
December 8
On campus



All times local and TBD by Host

*Denotes home team




1991 National Collegiate Division II Football Championship

First Round
November 23
On campus

Quarterfinals
November 30
On campus

Semifinals
December 7
On campus

Final
December 14
On campus



All times local and TBD by Host

*Denotes home team



1992 National Collegiate Division II Football Championship

First Round
November 21
On campus

Quarterfinals
November 28
On campus

Semifinals
December 5
On campus

Final
December 12
On campus



All times local and TBD by Host

*Denotes home team




1993 National Collegiate Division II Football Championship

First Round
November 20
On campus

Quarterfinals
November 27
On campus

Semifinals
December 4
On campus

Final
December 11
On campus



All times local and TBD by Host

*Denotes home team



1994 National Collegiate Division II Football Championship

First Round
November 19
On campus

Quarterfinals
November 26
On campus

Semifinals
December 3
On campus

Final
December 10
On campus



All times local and TBD by Host

*Denotes home team



1995 National Collegiate Division II Football Championship

First Round
November 18
On campus

Quarterfinals
November 25
On campus

Semifinals
December 2
On campus

Final
December 9
On campus



All times local and TBD by Host

*Denotes home team



1996 National Collegiate Division II Football Championship

First Round
November 23
On campus

Quarterfinals
November 30
On campus

Semifinals
December 7
On campus

Final
December 14
On campus



All times local and TBD by Host

*Denotes home team



1997 National Collegiate Division II Football Championship

First Round
November 22
On campus

Quarterfinals
November 29
On campus

Semifinals
December 6
On campus

Final
December 13
On campus



All times local and TBD by Host

*Denotes home team



1998 National Collegiate Division II Football Championship

First Round
November 21
On campus

Quarterfinals
November 28
On campus

Semifinals
December 5
On campus

Final
December 12
On campus



All times local and TBD by Host

*Denotes home team

The home team at the championship game will be decided by the Division II Football Committee and the Shoals National Championship Committee.
NCAA/09/02/98/kr





1999 National Collegiate Division II Football Championship

All times local and shall be determined by the host institution.

**** First-Round
November 20**

**** Quarterfinals
November 27**

**** Semifinals
December 4**

**Final
December 11**

* Carson-Newman (TN) (10-0)

Arkansas Tech (9-2)

* Catawba (NC) (10-1)
Fort Valley State (GA) (10-1)

* UC Davis (9-1)
Central Oklahoma (8-2)

* Northeastern State (OK) (8-3)
Western Washington (8-2)

*Slippery Rock (PA) (10-1)
Indiana (PA) (7-3)

* Millersville (PA) (8-2)
Shepherd (WV) (9-1)

* Northern Colorado (10-1)
Pittsburg State (KS) (10-1)

*Northwest Missouri State (10-1)
North Dakota (9-1)

* Carson-Newman
(40-28)
SOUTH
Catawba
(48-17)

* UC Davis
(33-17)
WEST
Northeastern State
(27-24) (OT)

Indiana
(27-20) (OT)
NORTHEAST
* Millersville
(21-14)

* Northern Colorado
(34-31)
MIDWEST
Northwest Mo. State
(20-13) (OT)

* Carson-Newman
(28-25)
Northeastern State
(19-14)

Indiana
(26-21)
* Northwest Mo. St.
(41-35)

Carson-Newman
(42-7)

**Braly Municipal Stadium
Florence, Alabama**

Northwest Missouri State
(58-52) (4OT)

NATIONAL CHAMPION

Northwest Mo. St.
(20-12)



***Denotes host institution**

** First-round, quarterfinal and semi-final games will be played on the campus of one of the competing institutions. The home team at the championship game will be decided by the Division II Football Committee and the Shoals National Championship Committee.



2000 National Collegiate Division II Football Championship

All times local and shall be determined by the host institution.

**** First-Round
November 18**

**** Quarterfinals
November 25**

**** Semifinals
December 2**

**Final
December 9**



***Denotes host institution**

** First-round, quarterfinal and semifinal games will be played on the campus of one of the competing institutions. The home team at the championship game will be decided by the Division II Football Committee and the Shoals National Championship Committee.

NCAA/12/04/00/jsl



2001 National Collegiate Division II Football Championship

All times local and shall be determined by the host institution.

**** First-Round
November 17**

**** Quarterfinals
November 24**

**** Semifinals
December 1**

**Final
December 8**



***Denotes host institution**

** First-round, quarterfinal and semifinal games will be played on the campus of one of the competing institutions. The home team at the championship game will be decided by the Division II Football Committee and the Shoals National Championship Committee.



2002 National Collegiate Division II Football Championship

All times local and shall be determined by the host institution.

**** First-Round
November 23**

**** Quarterfinals
November 30**

**** Semifinals
December 7**

**Final
December 14**



***Denotes host institution**

** First-round, quarterfinal and semifinal games will be played on the campus of one of the competing institutions. The home team at the championship game will be decided by the Division II Football Committee and the Shoals National Championship Committee.

NCAA/11/11/01:cmt



2003 National Collegiate Division II Football Championship

All times local and shall be determined by the host institution.

**** First-Round
November 22**

**** Quarterfinals
November 29**

**** Semifinals
December 6**

**Final
December 13**



***Denotes host institution**

** First-round, quarterfinal and semifinal games will be played on the campus of one of the competing institutions. The home team at the championship game will be decided by the Division II Football Committee and the Shoals National Championship Committee.



2004 NCAA Division II FOOTBALL CHAMPIONSHIP

All times local and shall be determined by the host institution

****First Round**
November 13

****Second Round**
November 20

****Quarterfinals**
November 27

****Semifinals**
December 4

Final
December 11



* Denotes Host Institution

** First-round, second-round, quarterfinal and semifinal games will be played on the campus of one of the competing institutions.

The home team at the championship will be decided by the Division II Football Committee and the Shoals National Championship Committee.



2005 NCAA Division II FOOTBALL CHAMPIONSHIP

All times local and shall be determined by the host institution



****First Round**
November 12

****Second Round**
November 19

****Quarterfinals**
November 26

****Semifinals**
December 3

Final
December 10



* Denotes Host Institution

** First-round, second-round, quarterfinal and semifinal games will be played on the campus of one of the competing institutions.

The home team at the championship will be decided by the Division II Football Committee and the Shoals National Championship Committee.



2006 NCAA Division II FOOTBALL CHAMPIONSHIP

All times local and shall be determined by the host institution




****First Round**
November 18

****Second Round**
November 25

****Quarterfinals**
December 2

****Semifinals**
***** December 10**

Final
December 16



* Denotes Host Institution

** First-round, second-round, quarterfinal and semifinal games will be played on the campus of one of the competing institutions.

*** Both semifinal games will be played on Sunday, December 10. Kickoff will be at either 5:30 p.m. ET or 7 p.m. ET and air on either ESPN2 or ESPNU. The home team at the championship will be decided by the Division II Football Committee and the Shoals National Championship Committee.



2007 NCAA Division II FOOTBALL CHAMPIONSHIP



All times local and shall be determined by the host institution


****First Round**
November 17

****Second Round**
November 24

****Quarterfinals**
December 1

****Semifinals**
*** December 8 or 9

Final
December 15



* Denotes Host Institution

** First-round, second-round, quarterfinal and semifinal games will be played on the campus of one of the competing institutions.

The home team at the championship will be decided by the Division II Football Committee and the Shoals National Championship Committee.



2008 NCAA Division II FOOTBALL CHAMPIONSHIP



All times local and shall be determined by the host institution


****First Round**
November 15

****Second Round**
November 22

****Quarterfinals**
November 29

****Semifinals**
***** December 6**

Final
December 13



* Denotes Host Institution

** First-round, second-round, quarterfinal and semifinal games will be played on the campus of one of the competing institutions.


*** Both semifinal games may be moved to Sunday, December 7, pending a decision by the televising networks.

The home team at the championship will be decided by the Division II Football Committee and the Shoals National Championship Committee.



2009 NCAA Division II FOOTBALL CHAMPIONSHIP

All times local and shall be determined by the host institution



* Denotes Host Institution

** First-round, second-round, quarterfinal and semifinal games will be played on the campus of one of the competing institutions.

The home team at the championship will be decided by the Division II Football Committee and the Shoals National Championship Committee.



2010 NCAA Division II FOOTBALL CHAMPIONSHIP

All game times not listed below are Noon local time unless a different time was approved by the Division II Football Committee.


****First Round**
November 20

****Second Round**
November 27

****Quarterfinals**
December 4

****Semifinals**
*** December 11

Final
December 18



* Denotes Host Institution

** First-round, second-round, quarterfinal and semifinal games will be played on the campus of one of the competing institutions.

*** Both semifinal games may be moved to Sunday, December 12, pending a decision by the televising networks.

The home team at the championship will be decided by the Division II Football Committee and the Shoals National Championship Committee.



2011 NCAA Division II FOOTBALL CHAMPIONSHIP

All game times are local time. Game times not listed below are Noon local time unless a different time was approved by the Division II Football Committee.



* Denotes Host Institution

** First-round, second-round, quarterfinal and semifinal games will be played on the campus of one of the competing institutions. The home team at the championship will be decided by the Division II Football Committee and the Shoals National Championship Committee.



2012 NCAA Division II FOOTBALL CHAMPIONSHIP

All game times not listed below are Noon local time unless a different time was approved by the Division II Football Committee.



* Denotes Host Institution


** First-round, second-round, quarterfinal and semifinal games will be played on the campus of one of the competing institutions.

The home team at the championship will be decided by the Division II Football Committee and the Shoals National Championship Committee.



2013 NCAA Division II FOOTBALL CHAMPIONSHIP

All game times not listed below are Noon local time unless a different time was approved by the Division II Football Committee.



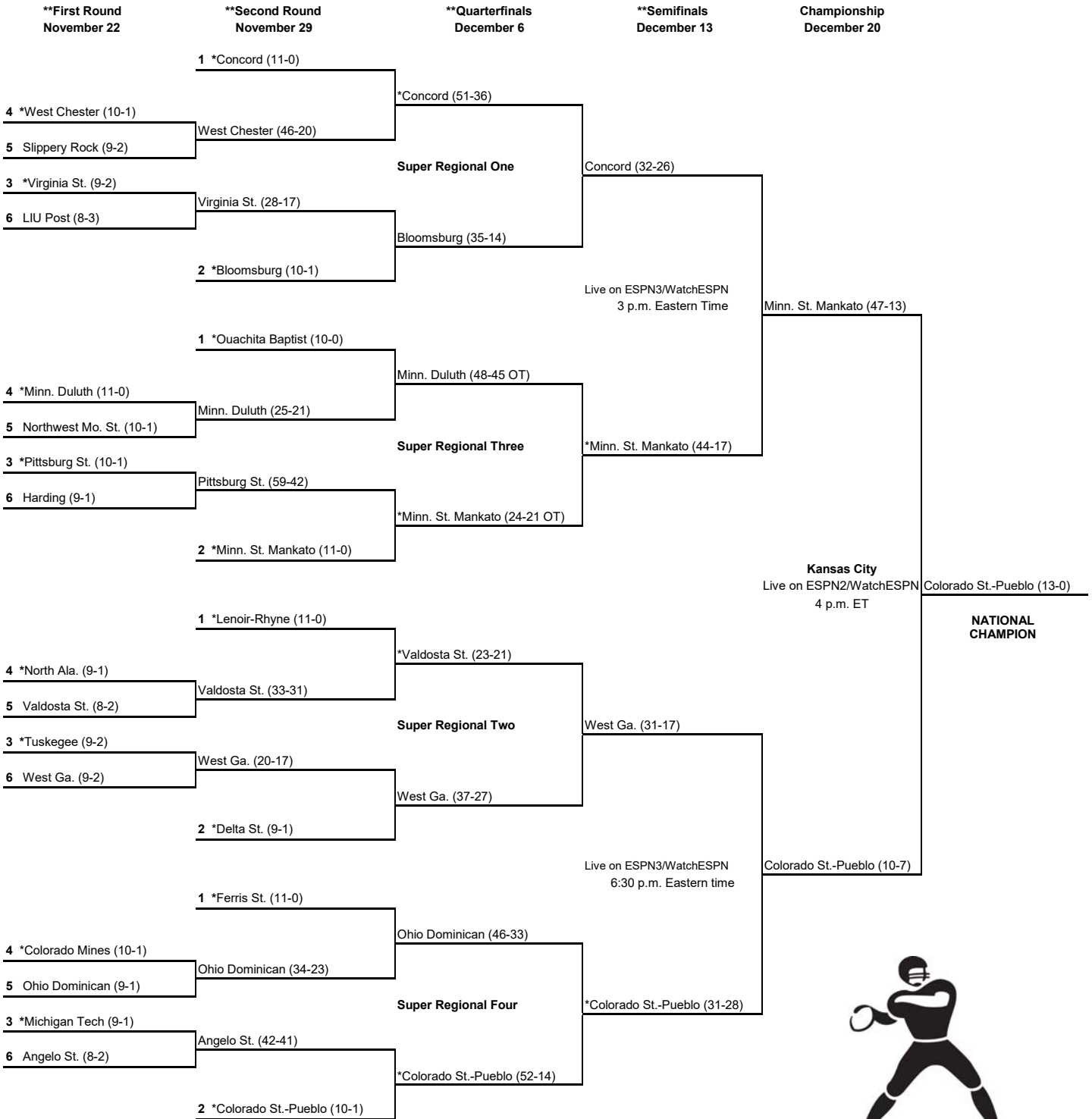
* Denotes Host Institution

** First-round, second-round, quarterfinal and semifinal games will be played on the campus of one of the competing institutions.

The home team at the championship will be decided by the Division II Football Committee and the Shoals National Championship Committee.



2014 NCAA Division II Football Championship



* Host Institution
 All times are Eastern time.
 Information subject to change.

© 2014 National Collegiate Athletic Association. No commercial use without the NCAA's written permission.
 The NCAA opposes all forms of sports wagering.





2015 NCAA Division II Football Championship


****First Round**
November 21

****Second Round**
November 28

****Quarterfinals**
December 5

****Semifinals**
December 12

Championship
December 19




* Host Institution
All times are Eastern time.
Information subject to change.





2016 NCAA Division II Football Championship



* Host Institution
All times are Eastern time.
Information subject to change.

**The Division II Football Committee will seed the final four teams following completion of the quarterfinal games.

© 2016 National Collegiate Athletic Association. No commercial use without the NCAA's written permission.
The NCAA opposes all forms of sports wagering.



