

Women's Frozen Four Records

Championship Results	108
Frozen Four Facts	108
Frozen Four Records	108
Tournament History	111
Seeding History	111
Annual Scoring Leaders	112
Financial History	112
NCAA Women's Ice Hockey	
Championship Committee Chairs	112
Championship Committee Roster	112
Coaching Facts	112
Team-By-Team Won-Lost-Tied Records.....	113
All-Time Coaches	113
Championship Brackets	114



Championship Results

Year	Champion	Coach	Score	Runner-Up	3rd Place	4th Place	Site
2001	Minn.-Duluth (28-5-4)	Shannon Miller	4-2	St. Lawrence	Harvard	Dartmouth	Minneapolis
2002	Minn.-Duluth (24-6-4)	Shannon Miller	3-2	Brown	Niagara (tie)	Minnesota (tie)	Durham, N.H.

Frozen Four Facts

FROZEN FOUR APPEARANCES

- 2—Minn.-Duluth, 2001-02
- 1—Brown, 2002
- 1—Dartmouth, 2001
- 1—Harvard, 2001
- 1—Minnesota, 2002
- 1—Niagara, 2002
- 1—St. Lawrence, 2001

CONSECUTIVE FROZEN FOUR APPEARANCES

- 2—Minn.-Duluth, 2001-02

FROZEN FOUR WINS

- 4—Minn.-Duluth, 2001-02 (4-0)
- 1—Brown, 2002 (1-1)
- 1—Harvard, 2001 (1-1)
- 1—St. Lawrence, 2001 (1-1)

FROZEN FOUR WINNING PERCENTAGE (Min. 2 games)

- 1.000—Minn.-Duluth, 2001-02 (4-0)
- .500—Brown, 2002 (1-1)
- .500—Harvard, 2001 (1-1)
- .500—St. Lawrence, 2001 (1-1)

NCAA CHAMPIONSHIPS

- 2—Minn.-Duluth, 2001, 2002

Frozen Four Records

The following records include game, year and career marks set during the Frozen Four, which consists of the two national semifinal games, the national third-place game and the national championship game. A national semifinal game is indicated by (NSF), a national third-place game by (N3d) and a national championship game by (CH). Any national semifinal game records not included in the listings are specifically noted below that category.

Individual, Game

GOALS

- 3, Maria Rooth, Minn.-Duluth vs. Harvard, NSF, March 23, 2001
- 2, Tammy Shewchuk, Harvard vs. Minn.-Duluth, NSF, March 23, 2001
- 2, Kalen Ingram, Harvard vs. Dartmouth, N3d, March 25, 2001
- 2, Kristy Zamora, Brown vs. Minn.-Duluth, CH, March 24, 2002

FASTEST OPENING-GAME GOAL

- 1:00, Tammy Shewchuk, Harvard vs. Dartmouth, N3d, March 25, 2001
- 2:57, Jenny Hempel, Minn.-Duluth vs. Niagara, NSF, March 22, 2002
- 4:34, Suzanne Fiacco, St. Lawrence vs. Dartmouth, NSF, March 23, 2001
- 5:45, Chera Marshall, St. Lawrence vs. Dartmouth, NSF, March 23, 2001
- 11:26, Kristy Zamora, Brown vs. Minn.-Duluth, CH, March 24, 2002

FASTEST GOAL, START OF PERIOD

- 1:00, Tammy Shewchuk, Harvard vs. Dartmouth, N3d, March 25, 2001 (first)
- 1:18, Erika Holst, Minn.-Duluth vs. Harvard, NSF, March 23, 2001 (third)
- 1:40, Kristy Zamora, Brown vs. Minnesota, NSF, March 22, 2002 (second)

- 2:38, Sanna Peura, Minn.-Duluth vs. Harvard, NSF, March 23, 2001 (second)
- 2:51, Maria Rooth, Minn.-Duluth vs. Harvard, NSF, March 23, 2001 (third)

FASTEST CONSECUTIVE GOALS

- 5:01, Maria Rooth, Minn.-Duluth vs. Harvard, NSF, March 23, 2001
- 11:06, Maria Rooth, Minn.-Duluth vs. Harvard, NSF, March 23, 2001
- 14:24, Tammy Shewchuk, Harvard vs. Minn.-Duluth, NSF, March 23, 2001
- 22:35, Kristy Zamora, Brown vs. Minn.-Duluth, CH, March 24, 2002

FASTEST HAT TRICK

- 16:07, Maria Rooth, Minn.-Duluth vs. Harvard, NSF, March 23, 2001

ASSISTS

- 2, Jessica Link, Brown vs. Minn.-Duluth, CH, March 24, 2002
- 2, Navada Russell, Minn.-Duluth vs. St. Lawrence, CH, March 25, 2001
- 2, Joanne Eustace, Minn.-Duluth vs. Harvard, NSF, March 23, 2001
- 2, Laurie Alexander, Minn.-Duluth vs. Harvard, NSF, March 23, 2001

POINTS

- 4, Maria Rooth, Minn.-Duluth vs. Harvard, NSF, March 23, 2001
- 3, Kalen Ingram, Harvard vs. Dartmouth, N3d, March 25, 2001
- 3, Tammy Shewchuk, Harvard vs. Minn.-Duluth, NSF, March 23, 2001

PENALTIES

- 2, Katie Guay, Brown vs. Minnesota, NSF, March 22, 2002
- 2, Julianne Vasichek, Minn.-Duluth vs. Niagara, NSF, March 22, 2002
- 2, Louise Pietrangelo, Dartmouth vs. Harvard, N3d, March 25, 2001
- 2, Correne Bredin, Dartmouth vs. St. Lawrence, NSF, March 23, 2001

SAVES

- 40, Tania Pinelli, Niagara vs. Minn.-Duluth, NSF, March 22, 2002
- 35, Pam Dreyer, Brown vs. Minnesota, NSF, March 22, 2002
- 34, Tania Pinelli, Niagara vs. Minnesota, N3d, March 24, 2002
- 33, Pam Dreyer, Brown vs. Minn.-Duluth, CH, March 24, 2002
- 32, Rachel Barrie, St. Lawrence vs. Minn.-Duluth, CH, March 25, 2001

SHUTOUTS

- None

Individual, Year

GOALS

- 4—Maria Rooth, Minn.-Duluth, 2001
- 3—Tammy Shewchuk, Harvard, 2001
- 3—Kristy Zamora, Brown, 2002
- 2—Carly Haggard, Dartmouth, 2001
- 2—Kalen Ingram, Harvard, 2001
- 2—Hanne Sikio, Minn.-Duluth, 2001

ASSISTS

- 3—Jessica Link, Brown, 2002
- 2—Nine tied, 2001-02

POINTS

- 6, Maria Rooth, Minn.-Duluth, 2001
- 5, Tammy Shewchuk, Harvard, 2001
- 3, Jessica Link, Brown, 2002
- 3, Kristy Zamora, Brown, 2002
- 3, Kalen Ingram, Harvard, 2001

- 3, Sanna Peura, Minn.-Duluth, 2001
- 3, Hanne Sikio, Minn.-Duluth, 2001
- 3, Laurie Alexander, Minn.-Duluth, 2001

PENALTIES

- 2, Katie Guay, Brown, 2002
- 2, Kelsey Bills, Minnesota, 2002
- 2, Julianne Vasichek, Minn.-Duluth, 2002
- 2, Angie Francisco, Harvard, 2001
- 2, Louise Pietrangelo, Dartmouth, 2001
- 2, Correne Bredin, Dartmouth, 2001
- 2, Gina Kingsbury, St. Lawrence, 2001
- 2, Colleen Coakley, St. Lawrence, 2001

SAVES

- 74, Tania Pinelli, Niagara, 2002
- 63, Pam Dreyer, Brown, 2002
- 63, Rachel Barrie, St. Lawrence, 2001
- 58, Jessica Ruddock, Harvard, 2001
- 57, Tuula Puputti, Minn.-Duluth, 2001

SAVE PERCENTAGE (Min. two games)

- .940, Pam Dreyer, Brown, 2002 (4 goals allowed, 63 saves)
- .937, Tania Pinelli, Niagara, 2002 (5 goals allowed, 74 saves)
- .927, Patricia Sautter, Minn.-Duluth, 2002 (4 goals allowed, 51 saves)
- .926, Rachel Barrie, St. Lawrence, 2001 (5 goals allowed, 63 saves)
- .919, Tuula Puputti, Minn.-Duluth, 2001 (5 goals allowed, 57 saves)

GOALS-AGAINST AVERAGE (Min. 110 minutes)

- 1.86, Meaghan Cahill, Dartmouth, 2001 (3 goals allowed)
- 2.00, Patricia Sautter, Minn.-Duluth, 2002 (4 goals allowed)
- 2.02, Pam Dreyer, Brown, 2002 (4 goals allowed)
- 2.42, Tania Pinelli, Niagara, 2002 (5 goals allowed)
- 2.50, Tuula Puputti, Minn.-Duluth, 2001 (5 goals allowed)

Team, Game

GOALS

- 6, Minn.-Duluth vs. Harvard (3), NSF, March 23, 2001
- 4, Minn.-Duluth vs. St. Lawrence (2), CH, March 25, 2001
- 3, Minn.-Duluth vs. Niagara (2), NSF, March 22, 2002
- 3, Minn.-Duluth vs. Brown (2), CH, March 24, 2002
- 3, St. Lawrence vs. Dartmouth (1), NSF, March 23, 2001
- 3, Harvard vs. Minn.-Duluth (6), NSF, March 23, 2001
- 3, Harvard vs. Dartmouth (2), N3d, March 25, 2001

GOALS, BOTH TEAMS

- 9, Minn.-Duluth (6) vs. Harvard (3), NSF, March 23, 2001
- 6, Minn.-Duluth (4) vs. St. Lawrence (2), CH, March 25, 2001
- 5, Minn.-Duluth (3) vs. Niagara (2), NSF, March 22, 2002
- 5, Minn.-Duluth (3) vs. Brown (2), CH, March 24, 2002
- 5, Harvard (3) vs. Dartmouth (2), N3d, March 25, 2001

GOALS, PERIOD

- 5, Minn.-Duluth vs. Harvard, NSF, March 23, 2001 (third)
- 3, St. Lawrence vs. Dartmouth, NSF, March 23, 2001 (first)
- 2, Brown vs. Minnesota, NSF, March 22, 2002 (second)
- 2, Niagara vs. Minnesota, N3d, March 24, 2002 (third)
- 2, Harvard vs. Minn.-Duluth, NSF, March 23, 2001 (third)

2, Minn.-Duluth vs. St. Lawrence, CH, March 25, 2001 (second)

2, Harvard vs. Dartmouth, N3d, March 25, 2001 (first)

GOALS, PERIOD, BOTH TEAMS

7, Minn.-Duluth (5) vs. Harvard (2), NSF, March 23, 2001 (third)

3, Brown (2) vs. Minnesota (1), NSF, March 22, 2002 (second)

3, Niagara (2) vs. Minnesota (1), N3d, March 24, 2002 (third)

3, Harvard (2) vs. Dartmouth (1), N3d, March 25, 2001 (first)

3, St. Lawrence (3) vs. Dartmouth (0), NSF, March 23, 2001 (first)

GOALS, LOSING TEAM

3, Harvard vs. Minn.-Duluth (6), NSF, March 23, 2001

2, Brown vs. Minn.-Duluth (3), CH, March 24, 2002

2, Niagara vs. Minn.-Duluth (3), NSF, March 22, 2002

2, St. Lawrence vs. Minn.-Duluth (4), CH, March 25, 2001

2, Dartmouth vs. Harvard (3), N3d, March 25, 2001

1, Dartmouth vs. St. Lawrence (3), NSF, March 23, 2001

FEWEST GOALS

1, Dartmouth vs. St. Lawrence (3), NSF, March 23, 2001

1, Minnesota vs. Brown (2), NSF, March 22, 2002

2, Brown vs. Minnesota (1), NSF, March 22, 2002

2, Brown vs. Minn.-Duluth (3), CH, March 24, 2002

2, Niagara vs. Minn.-Duluth (3), NSF, March 22, 2002

2, St. Lawrence vs. Minn.-Duluth (4), CH, March 25, 2001

2, Dartmouth vs. Harvard (3), N3d, March 25, 2001

2, Niagara and Minnesota (tie), N3d, March 24, 2002

FEWEST GOALS, BOTH TEAMS

3, Minnesota (1) vs. Brown (2), NSF, March 22, 2002

4, Niagara (2) vs. Minnesota (2), N3d, March 24, 2002

4, St. Lawrence (3) vs. Dartmouth (1), NSF, March 23, 2001

5, Brown (2) vs. Minn.-Duluth (3), CH, March 24, 2002

5, Niagara (2) vs. Minn.-Duluth (3), NSF, March 22, 2002

5, Harvard (3) vs. Dartmouth (2), N3d, March 25, 2001

FASTEST CONSECUTIVE GOALS

:55, Minn.-Duluth (Maria Rooth and Hanne Sikio) vs. Harvard, NSF, March 23, 2001

1:11, St. Lawrence (Suzanne Fiacco and Chera Marshall) vs. Dartmouth, NSF, March 23, 2001

1:21, Harvard (Jennifer Botterill and Tammy Shewchuk) vs. Minn.-Duluth, NSF, March 23, 2001

1:33, Minn.-Duluth (Erika Holst and Maria Rooth) vs. Harvard, NSF, March 23, 2001

4:00, Niagara (Jennifer Goulet and Stephanie Romain) vs. Minnesota, N3d, March 24, 2002

FASTEST CONSECUTIVE GOALS BY OPPOSING TEAMS

:44, Dartmouth (Kristina Guarino), then Harvard (Kalen Ingram), N3d, March 25, 2001

:51, Niagara (Jennifer Goulet), then Minnesota (La Toya Clarke), N3d, March 24, 2002

:51, Minnesota (Kelly Stephens), then Brown (Kim Insalaco), NSF, March 22, 2002

1:45, Brown (Kristy Zamora), then Minn.-Duluth (Kristina Petrovskaia), CH, March 24, 2002

2:50, Minn.-Duluth (Erika Holst), then Brown (Kristy Zamora), CH, March 24, 2002

WINNING MARGIN

3, Minn.-Duluth (6) vs. Harvard (3), NSF, March 23, 2001

2, St. Lawrence (3) vs. Dartmouth (1), NSF, March 23, 2001

2, Minn.-Duluth (4) vs. St. Lawrence (2), CH, March 25, 2001

LARGEST MARGIN OVERCOME TO WIN

1, Minn.-Duluth vs. St. Lawrence, CH, March 25, 2001 (trailed 1-0; won 4-2)

1, Minn.-Duluth vs. Brown, CH, March 24, 2002 (trailed 1-0; won 3-2)

ASSISTS

9, Minn.-Duluth vs. Harvard, NSF, March 23, 2001 (6 goals)

5, Harvard vs. Dartmouth, N3d, March 25, 2001 (3 goals)

5, Minn.-Duluth vs. Niagara, NSF, March 22, 2002 (3 goals)

4, Brown vs. Minnesota, NSF, March 22, 2002 (2 goals)

4, Minnesota vs. Niagara, N3d, March 24, 2002 (2 goals)

4, Minn.-Duluth vs. St. Lawrence, CH, March 25, 2001 (4 goals)

4, Harvard vs. Minn.-Duluth, NSF, March 23, 2001 (3 goals)

4, St. Lawrence vs. Dartmouth, NSF, March 23, 2001 (3 goals)

ASSISTS, BOTH TEAMS

13, Minn.-Duluth (9) vs. Harvard (4), NSF, March 23, 2001 (9 goals)

8, Harvard (5) vs. Dartmouth (3), N3d, March 25, 2001 (5 goals)

7, Minn.-Duluth (4) vs. St. Lawrence (3), CH, March 25, 2001 (6 goals)

6, Minn.-Duluth (5) vs. Niagara (1), NSF, March 22, 2002 (5 goals)

6, Minnesota (4) vs. Niagara (2), N3d, March 24, 2002 (4 goals)

FEWEST ASSISTS (EXCLUDING SHUTOUTS)

1, Dartmouth vs. St. Lawrence, NSF, March 23, 2001 (1 goal)

1, Minnesota vs. Brown, NSF, March 22, 2002 (1 goal)

1, Niagara vs. Minn.-Duluth, NSF, March 22, 2002 (2 goals)

2, Niagara vs. Minnesota, N3d, March 24, 2002 (2 goals)

2, Minn.-Duluth vs. Brown, CH, March 24, 2002 (3 goals)

FEWEST ASSISTS, BOTH TEAMS

5, St. Lawrence (4) vs. Dartmouth (1), NSF, March 23, 2001 (4 goals)

5, Minn.-Duluth (2) vs. Brown (3), CH, March 24, 2002 (5 goals)

5, Brown (4) vs. Minnesota (1), NSF, March 22, 2002 (3 goals)

6, Minn.-Duluth (5) vs. Niagara (1), NSF, March 22, 2002 (5 goals)

6, Minnesota (4) vs. Niagara (2), N3d, March 24, 2002 (4 goals)

POINTS

15, Minn.-Duluth vs. Harvard, NSF, March 23, 2001

8, Minn.-Duluth vs. St. Lawrence, CH, March 25, 2001

8, Harvard vs. Dartmouth, N3d, March 25, 2001

8, Minn.-Duluth vs. Niagara, NSF, March 22, 2002

7, St. Lawrence vs. Dartmouth, NSF, March 23, 2001

7, Harvard vs. Minn.-Duluth, NSF, March 23, 2001

POINTS, BOTH TEAMS

22, Minn.-Duluth (6 goals, 9 assists) vs. Harvard (3 goals, 4 assists), NSF, March 23, 2001

13, Harvard (3 goals, 5 assists) vs. Dartmouth (2 goals, 3 assists), N3d, March 25, 2001

13, Minn.-Duluth (4 goals, 4 assists) vs. St. Lawrence (2 goals, 3 assists), CH, March 25, 2001

11, Minn.-Duluth (3 goals, 5 assists) vs. Niagara (2 goals, 1 assist), NSF, March 22, 2002

10, Brown (2 goals, 3 assists) vs. Minn.-Duluth (3 goals, 2 assists), CH, March 24, 2002

10, Minnesota (2 goals, 4 assists) vs. Niagara (2 goals, 2 assists), N3d, March 24, 2002

FEWEST POINTS (EXCLUDING SHUTOUTS)

2, Dartmouth vs. St. Lawrence, NSF, March 23, 2001 (1 goal, 1 assist)

2, Minnesota vs. Brown, NSF, March 22, 2002 (1 goal, 1 assist)

3, Niagara vs. Minn.-Duluth, NSF, March 22, 2002 (2 goals, 1 assist)

4, Niagara vs. Minnesota, N3d, March 24, 2002 (2 goals, 2 assists)

5, Brown vs. Minn.-Duluth, CH, March 24, 2002 (2 goals, 3 assists)

5, Minn.-Duluth vs. Brown, CH, March 24, 2002 (3 goals, 2 assists)

5, St. Lawrence vs. Minn.-Duluth, CH, March 25, 2001 (2 goals, 3 assists)

5, Dartmouth vs. Harvard, N3d, March 25, 2001 (2 goals, 3 assists)

FEWEST POINTS, BOTH TEAMS

8, Brown (2 goals, 4 assists) vs. Minnesota (1 goal, 1 assist), NSF, March 22, 2002

9, St. Lawrence (3 goals, 4 assists) vs. Dartmouth (1 goal, 1 assist), NSF, March 23, 2001

10, Brown (2 goals, 3 assists) vs. Minn.-Duluth (3 goals, 2 assists), CH, March 24, 2002

10, Minnesota (2 goals, 4 assists) vs. Niagara (2 goals, 2 assists), N3d, March 24, 2002

11, Minn.-Duluth (3 goals, 5 assists) vs. Niagara (2 goals, 1 assist), NSF, March 22, 2002

13, Harvard (3 goals, 5 assists) vs. Dartmouth (2 goals, 3 assists), N3d, March 25, 2001

13, Minn.-Duluth (4 goals, 4 assists) vs. St. Lawrence (2 goals, 3 assists), CH, March 25, 2001

SHOTS ON GOAL

43, Minn.-Duluth vs. Niagara, NSF, March 22, 2002 (3 goals)

36, Minn.-Duluth vs. Harvard, NSF, March 23, 2001 (6 goals)

36, Minn.-Duluth vs. St. Lawrence, CH, March 25, 2001 (4 goals)

36, Minnesota vs. Niagara, N3d, March 24, 2002 (2 goals)

36, Minnesota vs. Brown, NSF, March 22, 2002 (1 goal)

SHOTS ON GOAL, BOTH TEAMS

67, Minn.-Duluth (36) vs. St. Lawrence (31), CH, March 25, 2001 (6 goals)

67, Minn.-Duluth (36) vs. Harvard (31), NSF, March 23, 2001 (9 goals)

66, Brown (35) vs. Minn.-Duluth (31), CH, March 24, 2002 (5 goals)

63, Minnesota (36) vs. Niagara (27), N3d, March 24, 2002 (4 goals)

63, Minn.-Duluth (43) vs. Niagara (20), NSF, March 22, 2002 (5 goals)

63, Minnesota (36) vs. Brown (27), NSF, March 22, 2002 (3 goals)

SHOTS ON GOAL, PERIOD

18, Minn.-Duluth vs. Niagara, NSF, March 22, 2002 (second)

17, St. Lawrence vs. Minn.-Duluth, CH, March 25, 2001 (third)

17, Minnesota vs. Brown, NSF, March 22, 2002 (third)

16, Brown vs. Minn.-Duluth, CH, March 24, 2002 (third)

16, Minn.-Duluth vs. Niagara, NSF, March 22, 2002 (first)

SHOTS ON GOAL, PERIOD, BOTH TEAMS

29, Minn.-Duluth (18) vs. Niagara (11), NSF, March 22, 2002 (second)

27, Minn.-Duluth (15) vs. St. Lawrence (12), CH, March 25, 2001 (first)

25, Minn.-Duluth (8) vs. St. Lawrence (17), CH, March 25, 2001 (third)

24, Harvard (13) vs. Minn.-Duluth (11), NSF, March 23, 2001 (first)

24, Brown (14) vs. Minnesota (10), NSF, March 22, 2002 (first)

FEWEST SHOTS ON GOAL

17, St. Lawrence vs. Dartmouth, NSF, March 23, 2001

20, Niagara vs. Minn.-Duluth, NSF, March 22, 2002

25, Harvard vs. Dartmouth, N3d, March 25, 2001

27, Niagara vs. Minnesota, N3d, March 24, 2002

27, Brown vs. Minnesota, NSF, March 22, 2002

FEWEST SHOTS ON GOAL, BOTH TEAMS

49, Dartmouth (32) vs. St. Lawrence (17), NSF, March 23, 2001 (4 goals)

55, Harvard (25) vs. Dartmouth (30), N3d, March 25, 2001 (5 goals)

- 63, Minnesota (36) vs. Niagara (27), N3d, March 24, 2002 (4 goals)
 63, Minn.-Duluth (43) vs. Niagara (20), NSF, March 22, 2002 (5 goals)
 63, Minnesota (36) vs. Brown (27), NSF, March 22, 2002 (3 goals)

FEWEST SHOTS ON GOAL, REGULATION PERIOD

- 1, St. Lawrence vs. Dartmouth, NSF, March 23, 2001 (third)
 2, St. Lawrence vs. Minn.-Duluth, CH, March 25, 2001 (second)
 3, Niagara vs. Minn.-Duluth, NSF, March 22, 2002 (first)
 5, Harvard vs. Minn.-Duluth, NSF, March 23, 2001 (third)
 5, Brown vs. Minnesota, NSF, March 22, 2002 (third)
 5, Niagara vs. Minnesota, N3d, March 24, 2002 (first)

FEWEST SHOTS ON GOAL, REGULATION PERIOD, BOTH TEAMS

- 12, St. Lawrence (1) vs. Dartmouth (11), NSF, March 23, 2001 (third)
 15, St. Lawrence (2) vs. Minn.-Duluth (13), CH, March 25, 2001 (second)
 15, Niagara (5) vs. Minnesota (10), N3d, March 24, 2002 (first)
 15, Minn.-Duluth (9) vs. Niagara (6), NSF, March 22, 2002 (third)
 17, Brown (8) vs. Minnesota (9), NSF, March 22, 2002 (second)
 17, St. Lawrence (6) vs. Dartmouth (11), NSF, March 23, 2001 (second)
 17, Harvard (6) vs. Dartmouth (11), N3d, March 25, 2001 (second)
 17, Harvard (6) vs. Dartmouth (11), N3d, March 25, 2001 (third)

PENALTIES

- 5, Harvard vs. Dartmouth, N3d, March 25, 2001
 5, Brown vs. Minnesota, NSF, March 22, 2002
 4, Brown vs. Minn.-Duluth, CH, March 24, 2002
 4, Minn.-Duluth vs. Brown, CH, March 24, 2002
 4, St. Lawrence vs. Dartmouth, NSF, March 23, 2001
 4, Dartmouth vs. St. Lawrence, NSF, March 23, 2001
 4, Minn.-Duluth vs. St. Lawrence, CH, March 25, 2001

PENALTIES, BOTH TEAMS

- 8, Harvard (5) vs. Dartmouth (3), N3d, March 25, 2001

- 8, St. Lawrence (4) vs. Dartmouth (4), NSF, March 23, 2001
 8, Brown (4) vs. Minn.-Duluth (4), CH, March 24, 2002
 8, Brown (5) vs. Minnesota (3), NSF, March 22, 2002
 7, Minn.-Duluth (4) vs. St. Lawrence (3), CH, March 25, 2001

FEWEST PENALTIES

- 1, Minn.-Duluth vs. Harvard, NSF, March 23, 2001
 1, Minnesota vs. Niagara, N3d, March 24, 2002
 2, Harvard vs. Minn.-Duluth, NSF, March 23, 2001
 3, Minnesota vs. Brown, NSF, March 22, 2002
 3, Niagara vs. Minn.-Duluth, NSF, March 22, 2002
 3, Minn.-Duluth vs. Niagara, NSF, March 22, 2002
 3, Dartmouth vs. Harvard, N3d, March 25, 2001
 3, St. Lawrence vs. Minn.-Duluth, CH, March 25, 2001

FEWEST PENALTIES, BOTH TEAMS

- 3, Harvard (2) vs. Minn.-Duluth (1), NSF, March 23, 2001
 4, Minnesota (1) vs. Niagara (3), N3d, March 24, 2002
 6, Minn.-Duluth (3) vs. Niagara (3), NSF, March 22, 2002
 7, Minn.-Duluth (4) vs. St. Lawrence (3), CH, March 25, 2001
 8, Harvard (5) vs. Dartmouth (3), N3d, March 25, 2001
 8, St. Lawrence (4) vs. Dartmouth (4), NSF, March 23, 2001
 8, Minnesota (3) vs. Brown (5), NSF, March 22, 2002
 8, Brown (4) vs. Minn.-Duluth (4), CH, March 22, 2002

LONGEST GAME

- 65:00, Niagara (2) vs. Minnesota (2), N3d, March 24, 2002

Team, Year

GOALS

- 10, Minn.-Duluth, 2001
 6, Harvard, 2001
 6, Minn.-Duluth, 2002
 5, St. Lawrence, 2001
 4, Brown, 2002
 4, Niagara, 2002

FEWEST GOALS (Min. two games)

- 3, Dartmouth, 2001
 3, Minnesota, 2002

- 4, Brown, 2002
 4, Niagara, 2002
 5, St. Lawrence, 2001

FEWEST GOALS ALLOWED (Min. two games)

- 4, Brown, 2002
 4, Minn.-Duluth, 2002
 4, Minnesota, 2002
 5, St. Lawrence, 2001
 5, Minn.-Duluth, 2001
 5, Niagara, 2002

ASSISTS

- 13, Minn.-Duluth, 2001
 9, Harvard, 2001
 7, St. Lawrence, 2001
 7, Minn.-Duluth, 2002
 7, Brown, 2002

POINTS

- 23, Minn.-Duluth, 2001
 15, Harvard, 2001
 13, Minn.-Duluth, 2002
 12, St. Lawrence, 2001
 11, Brown, 2002

SHOTS ON GOAL

- 74, Minn.-Duluth, 2002
 72, Minn.-Duluth, 2001
 72, Minnesota, 2002
 62, Dartmouth, 2001
 62, Brown, 2002

FEWEST SHOTS ON GOAL (Min. two games)

- 47, Niagara, 2002
 48, St. Lawrence, 2001
 56, Harvard, 2001
 62, Brown, 2002
 62, Dartmouth, 2001

PENALTIES

- 9, Brown, 2002
 7, Harvard, 2001
 7, Dartmouth, 2001
 7, St. Lawrence, 2001
 7, Minn.-Duluth, 2002

FEWEST PENALTIES (Min. two games)

- 4, Minnesota, 2002
 5, Minn.-Duluth, 2001
 6, Niagara, 2002
 7, Harvard, 2001
 7, Dartmouth, 2001
 7, St. Lawrence, 2001
 7, Minn.-Duluth, 2002



NCAA Photos

Brown goalie Pam Dreyer registered a Women's Frozen Four record .940 save percentage in 2002.

Most Outstanding Players

All-Tournament Teams

FROZEN FOUR STATISTICS

Year	Player, Team	Pos.	Cl.	Games	Goals	Assists	GoalsAg.	Saves
2001	Maria Rooth, Minn.-Duluth.....	F	So.	2	4	2	—	—
2002	Kristy Zamora, Brown	F	Sr.	2	3	0	—	—

2001

G—Tuula Puputti, Minn.-Duluth
 D—Isabelle Chartrand, St. Lawrence
 D—Brittany Ralph, Minn.-Duluth
 F—Amanda Sargeant, St. Lawrence
 F—Maria Rooth, Minn.-Duluth*
 F—Tammy Shewchuk, Harvard

2002

G—Tania Pinelli, Niagara
 D—Larissa Luther, Minn.-Duluth
 D—Meredith Ostrander, Brown
 F—Kelly Stephens, Minnesota
 F—Joanne Eustace, Minn.-Duluth
 F—Kristy Zamora, Brown*

*Most Outstanding Player

Tournament History

Tournament Won-Lost-Tied Records

(SEVEN TEAMS)

Team (Years Participated)	Tournament Record				Pct.	Tournament Finish			
	Years	Won	Lost	Tied		1st	2nd	3rd	4th
Brown (2002)	1	1	1	0	.500	0	1	0	0
Dartmouth (2001)	1	0	2	0	.000	0	0	0	1
Harvard (2001)	1	1	1	0	.500	0	0	1	0
Minnesota (2002)	1	0	1	1	.250	0	0	1	0
Minn.-Duluth (2001-02)	2	4	0	0	1.000	2	0	0	0
Niagara (2002)	1	0	1	1	.250	0	0	1	0
St. Lawrence (2001)	1	1	1	0	.500	0	1	0	0

Tournament History

2001 A Women's Frozen Four is held for the first time as Minn.-Duluth defeats St. Lawrence, 4-2, in Minneapolis to take home the first crown.
2002 Minn.-Duluth wins its second straight Women's Frozen Four, 3-2, over Brown.

Entering the NCAA Tournament, These Teams...

...HAD THE MOST WINS

Year	Team (Coach)	Record	Tournament Result
2002	Minnesota (Laura Halldorson)	28-3-5	0-1-1, Third Place
2001	Minn.-Duluth (Shannon Miller)	26-5-4	2-0, CHAMPION
2001	Dartmouth (Judy Oberting)	26-3-1	0-2, Fourth place
2002	Niagara (Margot Page)	26-7-1	0-1-1, Third Place
2002	Brown (Digit Murphy)	24-7-2	1-1, Second Place

...HAD THE HIGHEST WINNING PERCENTAGES

Year	Team (Coach)	Record	Pct.	Tournament Result
2001	Dartmouth (Judy Oberting)	26-3-1	.883	0-2, Fourth place
2002	Minnesota (Laura Halldorson)	28-3-5	.847	0-1-1, Third Place
2001	Minn.-Duluth (Shannon Miller)	26-5-4	.800	2-0, CHAMPION
2002	Niagara (Margot Page)	26-7-1	.779	0-1-1, Third Place
2002	Brown (Digit Murphy)	24-7-2	.758	1-1, Second Place

...HAD THE MOST LOSSES

Year	Team (Coach)	Record	Tournament Result
2001	Harvard (Katey Stone)	23-9	1-1, Third place
2001	St. Lawrence (Paul Flanagan)	23-7-3	1-1, Second Place
2002	Brown (Digit Murphy)	24-7-2	1-1, Second Place
2002	Niagara (Margot Page)	26-7-1	0-1-1, Third Place
2002	Minn.-Duluth (Shannon Miller)	22-6-4	2-0, CHAMPION

...HAD THE LOWEST WINNING PERCENTAGES

Year	Team (Coach)	Record	Pct.	Tournament Result
2001	Harvard (Katey Stone)	23-9	.719	1-1, Third place
2001	St. Lawrence (Paul Flanagan)	23-7-3	.742	1-1, Second Place

Year	Team (Coach)	Record	Pct.	Tournament Result
2002	Minn.-Duluth (Shannon Miller)	22-6-4	.750	2-0, CHAMPION
2002	Brown (Digit Murphy)	24-7-2	.758	1-1, Second Place
2002	Niagara (Margot Page)	26-7-1	.779	0-1-1, Third Place

...HAD THE MOST TIES

Year	Team (Coach)	Record	Tournament Result
2002	Minnesota (Laura Halldorson)	28-3-5	0-1-1, Third Place
2001	Minn.-Duluth (Shannon Miller)	26-5-4	2-0, CHAMPION
2002	Minn.-Duluth (Shannon Miller)	22-6-4	2-0, CHAMPION
2001	St. Lawrence (Paul Flanagan)	23-7-3	1-1, Second Place
2002	Brown (Digit Murphy)	24-7-2	1-1, Second Place

Seeding History

The National Collegiate Women's Ice Hockey Committee seeded all four teams in 2001.

Farthest Seeds Have Advanced


(2001-02)

Seed	Best Finish
#1	3rd—Niagara and Minnesota, 2002
#2	CH—Minn.-Duluth 2001, 2002
#3	3d—Harvard 2001
#4	2d—St. Lawrence 2001

How the Seeds Have Fared...

ROUND-BY-ROUND—2001

Seed	NSF	N3d	CH	Total
#1	0-3	0-1-2	0-0	0-4-2
#2	3-0	0-0	2-1	5-1
#3	0-1	1-0	0-0	1-1
#4	1-0	0-0	0-1	1-1
Total	4-4	1-1-2	2-2	7-7-2



NCAA photos

Minnesota-Duluth celebrated its second-straight Women's Frozen Four title in 2002.

Won-Lost-Tied Records of Seeds

Year	# 1	# 2	# 3	# 4
2001.....	0-2	2-0	1-1	1-1
2002.....	0-2-2	3-1	0-0	0-0
Total.....	0-4-2	5-1	1-1	1-1

Annual Scoring Leaders

Year	Player, School	Goals	Assists	Points
2001	Maria Rooth, Minn.-Duluth	4	2	6
2002	Kristy Zamora, Brown.....	3	0	3

NCAA Women's Ice Hockey Championship Committee Chairs

(Chronological)

Name	Affiliation	Years
Carolyn Campbell-McGovern	Ivy Group	2001-03

NCAA Women's Ice Hockey Championship Committee Roster

(Alphabetical)

Name	Affiliation	Years
*Jackie Barto	Ohio St.	2001-03
*Carolyn Campbell-McGovern	Ivy Group	2001-03
Karen Kay	New Hampshire	2001-02
*Steve Metcalf	New Hampshire	2002-03
*Shannon Miller.....	Minn.-Duluth.....	2001-03
Frank O'Brien	Wis.-Stevens Point.....	2001
Russell Reilly.....	Middlebury	2001

* Current member.

Financial History (2001-02)

Year	Teams	Sessions	Total Paid Attend.	Average Attend.	Gross Receipts	Game Expense	Gross Net Receipts	Team Expense	Retained (or Absorbed) by NCAA
2001	4	2	3,866	1,933	80,636	288,049	(155,665)	172,824	(328,490)
2002	4	2	4,885	2,442.5	85,745	220,748	(131,317)	140,437	(271,754)

Coaching Facts

TOURNAMENT APPEARANCES

- 2, Shannon Miller, Minn.-Duluth, 2001-02
- 1, Digit Murphy, Brown, 2002
- 1, Laura Halldorson, Minnesota, 2002
- 1, Margot Page, Niagara, 2002
- 1, Judy Oberting, Dartmouth, 2001
- 1, Katey Stone, Harvard, 2001
- 1, Paul Flanagan, St. Lawrence, 2001

CONSECUTIVE TOURNAMENT APPEARANCES

- 2, Shannon Miller, Minn.-Duluth, 2001
- 1, Digit Murphy, Brown, 2002
- 1, Laura Halldorson, Minnesota, 2002
- 1, Margot Page, Niagara, 2002

TOURNAMENT WINS

- 4, Shannon Miller, Minn.-Duluth, 2001
- 1, Digit Murphy, Brown, 2002
- 1, Katey Stone, Harvard, 2001
- 1, Paul Flanagan, St. Lawrence, 2001

TOURNAMENT WINNING PERCENTAGE

(Min. two games)

- 1.000, Shannon Miller, Minn.-Duluth, 2001-02 (4-0)
- .500, Digit Murphy, Brown, 2002 (1-1)
- .500, Katey Stone, Harvard, 2001 (1-1)
- .500, Paul Flanagan, St. Lawrence, 2001 (1-1)
- .250, Laura Halldorson, Minnesota, 2002 (0-1-1)
- .250, Margot Page, Niagara, 2002 (0-1-1)

FROZEN FOUR APPEARANCES

- 2, Shannon Miller, Minn.-Duluth, 2001
- 1, Judy Oberting, Dartmouth, 2001
- 1, Katey Stone, Harvard, 2001
- 1, Paul Flanagan, St. Lawrence, 2001
- 1, Digit Murphy, Brown, 2002
- 1, Laura Halldorson, Minnesota, 2002
- 1, Margot Page, Niagara, 2002

CONSECUTIVE FROZEN FOUR APPEARANCES

- 2, Shannon Miller, Minn.-Duluth, 2001-02

- 1, Digit Murphy, Brown, 2002
- 1, Laura Halldorson, Minnesota, 2002
- 1, Margot Page, Niagara, 2002

FROZEN FOUR WINS

- 4, Shannon Miller, Minn.-Duluth, 2001-02 (4-0)
- 1, Digit Murphy, Brown, 2002 (1-1)
- 1, Katey Stone, Harvard, 2001 (1-1)
- 1, Paul Flanagan, St. Lawrence, 2001 (1-1)

FROZEN FOUR WINNING PERCENTAGE

(Min. two games)

- 1.000, Shannon Miller, Minn.-Duluth, 2001 (4-0)
- .500, Digit Murphy, Brown, 2002 (1-1)
- .500, Katey Stone, Harvard, 2001 (1-1)
- .500, Paul Flanagan, St. Lawrence, 2001 (1-1)
- .250, Laura Halldorson, Minnesota, 2002 (0-1-1)
- .250, Margot Page, Niagara, 2002 (0-1-1)

NCAA CHAMPIONSHIPS

- 2, Shannon Miller, Minn.-Duluth, 2001-02

Team-By-Team Won-Lost-Tied Records

By Team

(7 TEAMS)

Coach (Alma Mater) Yrs. in Tourn.	Yrs.	Won	Lost	Tied	CH	2d	3d	4th
BROWN								
Digit Murphy (Cornell '93) 2002.....	1	1	1	0	0	1	0	0
TOTAL	1	1	1	0	0	1	0	0
DARTMOUTH								
Judy Oberting (Dartmouth '91) 2001.....	1	0	2	0	0	0	0	1
TOTAL	1	0	2	0	0	0	0	1
HARVARD								
Katey Stone (New Hampshire '89) 2001 ...	1	1	1	0	0	0	1	0
TOTAL	1	1	1	0	0	0	1	0
MINNESOTA								
Laura Halldorson (Princeton '85) 2002	1	0	1	1	0	0	1	0
TOTAL	1	0	1	1	0	0	1	0

Coach (Alma Mater) Yrs. in Tourn.	Yrs.	Won	Lost	Tied	CH	2d	3d	4th
MINN.-DULUTH								
Shannon Miller (Saskatchewan '85) 2001-02-CH.....	2	4	0	0	2	0	0	0
TOTAL	2	4	0	0	2	0	0	0
NIAGARA								
Margot Page (McMaster '87) 2002	1	0	1	1	0	0	1	0
TOTAL	1	0	1	1	0	0	1	0
ST. LAWRENCE								
Paul Flanagan (St. Lawrence '85) 2001	1	1	1	0	0	1	0	0
TOTAL	1	1	1	0	0	1	0	0

CH—NCAA championships.

All-Time Coaches

(SEVEN COACHES)

Coach (Alma Mater) School, Years in Tournament	Yrs.	Won	Lost	Tied	Pct.	CH	FF
Paul Flanagan (St. Lawrence '85) St. Lawrence 2001	1	1	1	0	.500	1	1
Laura Halldorson (Princeton '85) Minnesota 2002.....	1	0	1	1	.250	0	1
Shannon Miller (Saskatchewan '85) Minn.-Duluth 2001-CH, 02-CH.....	2	4	0	0	1.000	2	2
Digit Murphy (Cornell '93) Brown 2002.....	1	1	1	0	.500	0	1
Judy Oberting (Dartmouth '91) Dartmouth 2001.....	1	0	2	0	.000	0	1
Margot Page (McMaster '87) Niagara 2002	1	0	1	1	.250	0	1
Katey Stone (New Hampshire '89) Harvard 2001.....	1	1	1	0	.500	0	1

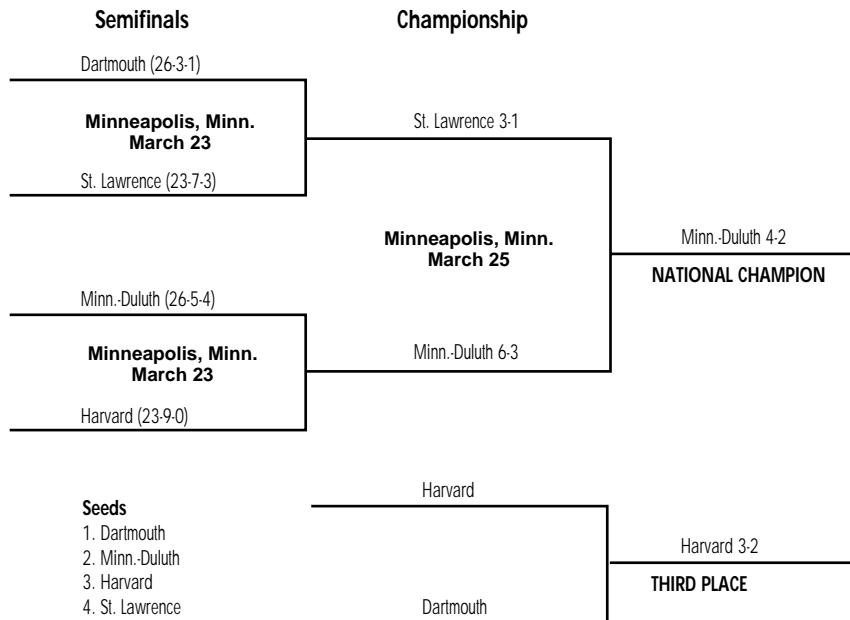
CH —NCAA championships.

Digit Murphy led Brown to the 2002 championship game in the Bears' first appearance in the NCAA tournament.

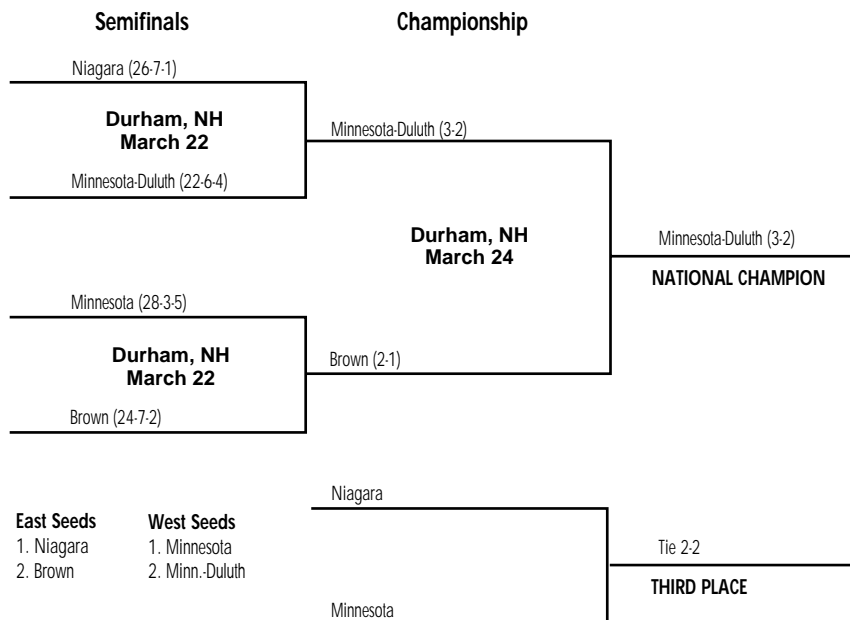


Photo courtesy of Brown University Sports Information


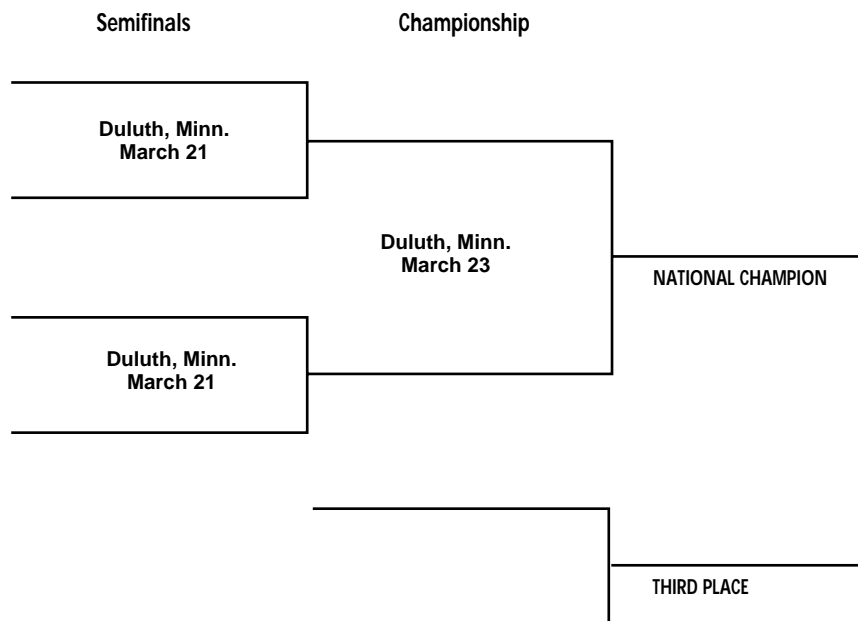
2001 Women's National Collegiate Championship Bracket



2002 Women's National Collegiate Championship Bracket



2003 Women's National Collegiate Championship Bracket



2001 CHAMPIONSHIP GAME, March 25 at Minneapolis, Minnesota MINN.-DULUTH 4, ST. LAWRENCE 2



St. Lawrence	1	0	1	—	2
Minn.-Duluth	1	2	1	—	4

First Period: ST — Amanda Sargeant (Jessica Wilson, Shannon Smith), 11:22 (pp); MD — Jennifer Hempel (Navada Russell), 17:40.
Penalties: MD — Hempel (high-sticking), 11:03; ST — Colleen Coakley (holding), 15:13.
Second Period: MD — Maria Rooth (Russell), 5:36; MD — Hanne Sikio (Sanna Peura), 16:05.
Penalties: ST — Gina Kingsbury (holding), 7:31; MD — Britny Ralph (hooking), 8:35; ST — Isabelle Chartrand (body checking), 9:29.
Third Period: MD — Laurie Alexander (Rooth), 5:22. ST — Chartrand (Kingsbury), 19:06 (pp).
Penalties: MD — Bench, (delay of game), :00; MD — Russell (interference), 18:30.
Shots on goal: St. Lawrence, 12-2-17 — 31; Minn.-Duluth, 15-13-8 — 36.
Saves: Rachel Barrie (St. Lawrence), 32; Tuula Puputti (Minn.-Duluth), 30. A - 3,079.
Officials: Referee—Eric Schmakel. Assistant Referees: Pat Silva, Julie Piacentini.

2001 Minn.-Duluth—Team members: Tuula Puputti, Jenny Hempel, Leah Wrazidlo, Erika Holst, Joanne Eustace, Hanne Sikio, Kellie Frick, Navada Russell, Britny Ralph, Tricia Guest, Laurie Alexander, Sheena Podovinnikoff, Michelle McAteer, Sanna Peura, Shannon Mikel, Maria Rooth, Jessi Flink, Jenni Venho, Satu Kiiipeli, Riana Burke, Jessica Smith, Pamela Pachal. Head Coach: Shannon Miller. Assistant Coaches: Stacy Wilson, Shawna Davidson, Manon Rheaume. Athletic Trainer: Deanna Skandel. Equipment Manager: Rick Menz. Sports Information: Ira Turunen.

2002 CHAMPIONSHIP GAME, March 25 at Durham, New HampshireMINN.-DULUTH 3, BROWN 2



Brown 1 1 0-2
Minn. Duluth 1 1 1-3

First Period: B—Kristy Zamora (Jessica Link), 11:26; M—Kristina Petrovskaia (Tricia Guest), 13:11.
Penalties: Petrovskaia (interference), 6:23; Marguerite McDonald (charging), 8:24; M—Jenny Hempel (high-sticking), 15:10; Mandy McCurdy (body checking), 17:31.
Second Period: M—Erika Holst (Laurie Alexander), 11:09; B—Kristy Zamora (Kerry Nugent, Jessica Link), 13:59.
Penalties: Carrie Turner (roughing), :48; M—Joanne Eustace (obstruction-interference), 12:19; M—Eustace (cross checking).
Third Period: M—Tricia Guest (unassisted), 15:04.
Penalties: M—Laurie Alexander (holding), 6:54.
Shots on goal: B—8-11-16—35; M—14-10-7—31.
Saves: B—Pam Dreyer, 13-9-6—28; M—Patricia Soutter, 7-10-16—33.
Penalties: B—4 for 8 min.; M—4 for 8 min.
Officials: Referee: Bob Ritchie; Assistant Referees: Lisa Schlatter, Kelli O'Brian.
 Attendance: 3,102.

2002 Minn.-Duluth—Bottom Row from left: Patricia Sautter, Jessi Flink, Jenny Hempel, Maria Rooth 'C', Tuula Puputti, Navada Russell 'A', Shannon Mikel, Michelle McAteer 'A', Maghan Grahn Middle Row from left: Ira Turunen (Sports Information), Deanna Peterson (Athletic Trainer), Rick Menz (Equipment Manager), Satu Kiiipeli, Erika Holst, Laurie Alexander, Hanne Sikio, Julianne Vasichek, Jessica Smith, Tricia Guest, Shawna Davidson (Assistant Coach), Stacy Wilson (Assistant Coach), Shannon Miller (Head Coach) Top Row from left: Nora Tallus, Julie Fearing, Meghan Stotts, Joanne Eustace, Larissa Luther, Leah Kasper, Kristina Petrovskaia, Heather Tudahl