

**Official 2005
NCAA®
Frozen Four®
Records Book**

Individual and Team Records

Tournament Records

Coaching Tournament
Records

Complete Tournament
Brackets

Sites, Dates, Seeds and
Scores Since 1948

All-Regional and All-
Tournament Teams

Year-by-Year Account

Attendance and Site
Records

Championship Winning
Team Photos and Rosters

Sports Records



**Official 2005
NCAA®
Frozen Four®
Records Book**

Individual and Team Records

Tournament Records

Coaching Tournament
Records

Complete Tournament
Brackets

Sites, Dates, Seeds and
Scores Since 1948

All-Regional and All-
Tournament Teams

Year-by-Year Account

Attendance and Site
Records

Championship Winning
Team Photos and Rosters

Records





THE NATIONAL COLLEGIATE ATHLETIC ASSOCIATION
P.O. Box 6222, Indianapolis, Indiana 46206-6222
317/917-6222

www.ncaa.org

January 2005

Researched and Compiled By:

Mark Bedics, *Assistant Director of Media Coordination and Championships*

Cover Photography By:

Rich Clarkson and Associates.

Distributed to Division I ice hockey sports information directors and conference publicity directors.

NCAA, NCAA logo and National Collegiate Athletic Association are registered marks of the Association and use in any manner is prohibited unless prior approval is obtained from the Association.


Original research by John Painter. Special thanks to Frank Wilson for editorial contributions.

Copyright, 2005, by the National Collegiate Athletic Association.
Printed in the United States of America.

ISSN 1089-0092
NCAA 625-2/05


Contents

Frozen Four Records	5
Championship Game Records.....	15
Regional Records.....	19
Tournament Records	25
Tournament History	33
Coaching Records.....	43
Attendance Records and Sites	49
All-Time Tournament Field.....	55
Women's Frozen Four Records	113



Frozen Four Records

Championship Results.....	6
Frozen Four Facts	7
Frozen Four Records.....	7
Individual, Game	7
Individual, Year.....	8
Individual, Career	8
Team, Game	8
Team, Year.....	10
Most Outstanding Players	10
All-Tournament Teams	11



Championship Results

Year	Champion	Coach	Score	Runner-Up	Semifinalist	Semifinalist	Site
1948	Michigan (20-2-1)	Vic Heyliger	8-4	Dartmouth	Boston College	Colorado Col.	Colorado Springs, Colo.
1949	Boston College (21-1)	Snooks Kelley	4-3	Dartmouth	Michigan	Colorado Col.	Colorado Springs, Colo.
1950	Colorado Col. (18-5-1)	Cheddy Thompson	13-4	Boston U.	Michigan	Boston College	Colorado Springs, Colo.
1951	Michigan (22-4-1)	Vic Heyliger	7-1	Brown	Boston U.	Colorado Col.	Colorado Springs, Colo.
1952	Michigan (22-4)	Vic Heyliger	4-1	Colorado Col.	Yale	St. Lawrence	Colorado Springs, Colo.
1953	Michigan (17-7)	Vic Heyliger	7-3	Minnesota	Rensselaer	Boston U.	Colorado Springs, Colo.
1954	Rensselaer (18-5)	Ned Harkness	5-4 (ot)	Minnesota	Michigan	Boston College	Colorado Springs, Colo.
1955	Michigan (18-5-1)	Vic Heyliger	5-3	Colorado Col.	Harvard	St. Lawrence	Colorado Springs, Colo.
1956	Michigan (20-2-1)	Vic Heyliger	7-5	Michigan Tech	St. Lawrence	Boston College	Colorado Springs, Colo.
1957	Colorado Col. (25-5)	Tom Bedecki	13-6	Michigan	Clarkson	Harvard	Colorado Springs, Colo.
1958	Denver (24-10-2)	Murray Armstrong	6-2	North Dakota	Clarkson	Harvard	Minneapolis
1959	North Dakota (20-10-1)	Bob May	4-3 (ot)	Michigan St.	Boston College	St. Lawrence	Troy, N.Y.
1960	Denver (27-4-3)	Murray Armstrong	5-3	Michigan Tech	Boston U.	St. Lawrence	Boston
1961	Denver (30-1-1)	Murray Armstrong	12-2	St. Lawrence	Minnesota	Rensselaer	Denver
1962	Michigan Tech (29-3)	John MacInnes	7-1	Clarkson	Michigan	St. Lawrence	Utica, N.Y.
1963	North Dakota (22-7-3)	Barry Thorndycraft	6-5	Denver	Clarkson	Boston College	Chestnut Hill, Mass.
1964	Michigan (24-4-1)	Al Renfrew	6-3	Denver	Rensselaer	Providence	Denver
1965	Michigan Tech (24-5-2)	John MacInnes	8-2	Boston College	North Dakota	Brown	Providence, R.I.
1966	Michigan St. (16-13)	Amo Bessone	6-1	Clarkson	Denver	Boston U.	Minneapolis
1967	Cornell (27-1-1)	Ned Harkness	4-1	Boston U.	Michigan St.	North Dakota	Syracuse, N.Y.
1968	Denver (28-5-1)	Murray Armstrong	4-0	North Dakota	Cornell	Boston College	Duluth, Minn.
1969	Denver (26-6)	Murray Armstrong	4-3	Cornell	Harvard	Michigan Tech	Colorado Springs, Colo.
1970	Cornell (29-0)	Ned Harkness	6-4	Clarkson	Wisconsin	Michigan Tech	Lake Placid, N.Y.
1971	Boston U. (28-2-1)	Jack Kelley	4-2	Minnesota	Denver	Harvard	Syracuse, N.Y.
1972	Boston U. (26-4-1)	Jack Kelley	4-0	Cornell	Wisconsin	Denver	Boston
1973	Wisconsin (29-9-2)	Bob Johnson	4-2	#Denver	Boston College	Cornell	Boston
1974	Minnesota (22-11-6)	Herb Brooks	4-2	Michigan Tech	Boston U.	Harvard	Boston
1975	Michigan Tech (32-10)	John MacInnes	6-1	Minnesota	Boston U.	Harvard	St. Louis
1976	Minnesota (27-13-2)	Herb Brooks	6-4	Michigan Tech	Brown	Boston U.	Denver
1977	Wisconsin (37-7-1)	Bob Johnson	6-5	(ot)	Michigan	Boston U.	New Hampshire
1978	Boston U. (30-2)	Jack Parker	5-3	Boston College	Bowling Green	Wisconsin	Providence, R.I.
1979	Minnesota (32-11-1)	Herb Brooks	4-3	North Dakota	Dartmouth	New Hampshire	Detroit
1980	North Dakota (31-8-1)	Gino Gasparini	5-2	Northern Mich.	Dartmouth	Cornell	Providence, R.I.
1981	Wisconsin (27-14-1)	Bob Johnson	6-3	Minnesota	Michigan Tech	Northern Mich.	Duluth, Minn.
1982	North Dakota (35-12)	Gino Gasparini	5-2	Wisconsin	Northeastern	New Hampshire	Providence, R.I.
1983	Wisconsin (33-10-4)	Jeff Sauer	6-2	Harvard	Providence	Minnesota	Grand Forks, N.D.
1984	Bowling Green (34-8-2)	Jerry York	5-4 (4 ot)	Minn. Duluth	North Dakota	Michigan St.	Lake Placid, N.Y.
1985	Rensselaer (35-2-1)	Mike Addesa	2-1	Providence	Minn. Duluth	Boston College	Detroit
1986	Michigan St. (34-9-2)	Ron Mason	6-5	Harvard	Minnesota	Denver	Providence, R.I.
1987	North Dakota (40-8)	Gino Gasparini	5-3	Michigan St.	Minnesota	Harvard	Detroit
1988	Lake Superior St. (33-7-6)	Frank Anzalone	4-3 (ot)	St. Lawrence	Maine	Minnesota	Lake Placid, N.Y.
1989	Harvard (31-3)	Bill Cleary	4-3 (ot)	Minnesota	Michigan St.	Maine	St. Paul, Minn.
1990	Wisconsin (36-9-1)	Jeff Sauer	7-3	Colgate	Boston College	Boston U.	Detroit
1991	Northern Mich. (38-5-4)	Rick Comley	8-7 (3 ot)	Boston U.	Clarkson	Maine	St. Paul, Minn.
1992	Lake Superior St. (29-9-4)	Jeff Jackson	5-3	#Wisconsin	Michigan	Michigan St.	Albany, N.Y.
1993	Maine (40-1-2)	Shawn Walsh	5-4	Lake Superior St.	Boston U.	Michigan	Milwaukee
1994	Lake Superior St. (31-10-4)	Jeff Jackson	9-1	Boston U.	Harvard	Minnesota	St. Paul, Minn.
1995	Boston U. (31-6-3)	Jack Parker	6-2	Maine	Michigan	Minnesota	Providence, R.I.
1996	Michigan (32-7-2)	Red Berenson	3-2 (ot)	Colorado Col.	Boston U.	Vermont	Cincinnati
1997	North Dakota (31-10-2)	Dean Blais	6-4	Boston U.	Colorado Col.	Michigan	Milwaukee
1998	Michigan (32-11-1)	Red Berenson	3-2 (ot)	Boston College	New Hampshire	Ohio St.	Boston
1999	Maine (31-6-4)	Shawn Walsh	3-2 (ot)	New Hampshire	Boston College	Michigan St.	Anaheim, Calif.
2000	North Dakota (31-8-5)	Dean Blais	4-2	Boston College	Maine	St. Lawrence	Providence, R.I.
2001	Boston College (33-8-2)	Jerry York	3-2 (ot)	North Dakota	Michigan	Michigan St.	Albany, N.Y.
2002	Minnesota (32-8-4)	Don Lucia	4-3 (ot)	Maine	New Hampshire	Michigan	St. Paul, Minn.
2003	Minnesota (28-8-9)	Don Lucia	5-1	New Hampshire	Cornell	Michigan	Buffalo
2004	Denver (27-12-5)	George Gwozdecky	1-0	Maine	Boston College	Minn. Duluth	Boston

Semifinalists from 1949-89 denote third- and fourth-place finishes, respectively; all other years both teams tied for third; #Participation in tournament vacated. Records since 1992 do not include games against Canadian teams.



Photo courtesy Ohio State University Sports Information

The 2005 Men's Frozen Four will be held at Value City Arena on the campus of Ohio State University, the first time the championship game has been held at a campus site since 1983 when North Dakota hosted.

Frozen Four Facts

**Does not include vacated years.*

FROZEN FOUR APPEARANCES

- 22—Michigan, 1948-2003
- 20—Boston U., 1950-97
- 18—Minnesota, 1953-2003
- 18—Boston College, 1948-2004
- 14—North Dakota, 1958-2001
- 12—*Denver, 1958-2004
- 12—Harvard, 1955-94
- 10—Michigan Tech, 1956-81
- 10—Michigan St., 1959-2001
- 9—Maine, 1988-2004
- 9—*Wisconsin, 1970-90
- 9—Colorado Col., 1948-97
- 9—St. Lawrence, 1952-2000

CONSECUTIVE FROZEN FOUR APPEARANCES

- 10—Michigan, 1948-57
- 5—Colorado Col., 1948-52
- 5—Boston U., 1974-78
- 5—Boston U., 1993-97
- 4—St. Lawrence, 1959-62
- 4—Cornell, 1967-70
- 4—Minnesota, 1986-89
- 4—Michigan, 1995-98
- 4—Boston College, 1998-2001
- 3—Boston College, 1948-50
- 3—Michigan Tech, 1974-76
- 3—Minnesota, 1974-76
- 3—Lake Superior St., 1992-94
- 3—Michigan, 2001-03

CURRENT CONSECUTIVE FROZEN FOUR APPEARANCES

- 1—Boston College, 2004
- 1—Denver, 2004
- 1—Maine, 2004
- 1—Minn. Duluth, 2004

FROZEN FOUR WINS

- 24—Michigan, 1948-2001 (.667)
- 20—North Dakota, 1958-2001 (.714)
- 19—Minnesota, 1953-2003 (.559)
- 18—Boston U., 1950-97 (.486)
- 16—*Denver, 1958-86 (.667)
- 13—*Wisconsin, 1970-90 (.722)
- 11—Michigan Tech, 1956-81 (.550)
- 10—Boston College, 1948-2001 (.313)
- 8—Michigan St., 1959-2001 (.471)
- 8—Maine, 1988-2004 (.500)
- 7—Lake Superior St., 1988-94 (.875)
- 7—Cornell, 1967-80 (.500)
- 7—Colorado Col., 1948-97 (.438)

FROZEN FOUR WINNING PERCENTAGE (Min. 4 games)

- .875—Lake Superior St., 1988-94 (7-1)
- .750—Bowling Green, 1978-84 (3-1)
- .714—North Dakota, 1958-2001 (20-8)
- .722—*Wisconsin, 1970-90 (13-5)
- .667—Michigan, 1948-2002 (24-12)
- .667—*Denver, 1958-2004 (16-8)
- .600—Rensselaer, 1953-85 (6-4)
- .559—Minnesota, 1953-2003 (19-15)
- .550—Michigan Tech, 1956-81 (11-9)
- .500—Five teams tied

NCAA CHAMPIONSHIPS

- 9—Michigan
- 7—North Dakota
- 6—Denver
- 5—Wisconsin
- 5—Minnesota
- 4—Boston U.
- 3—Michigan Tech
- 3—Lake Superior St.
- 2—Colorado Col.
- 2—Cornell
- 2—Rensselaer
- 2—Michigan St.
- 2—Maine
- 2—Boston College

Frozen Four Records

The following records include game, year and career marks set during the Frozen Four, which consists of the two national semifinal games, the former national third-place game (1949-89) and the national championship game. A national semifinal game is indicated by (NSF), a national third-place game by (N3d), a national championship game by (CH), and a performance later vacated by (*). Any national semifinal game records not included in the listings are specifically noted below that category.

Individual, Game

GOALS

- 5, Carl Lawrence, Colorado Col. vs. Boston College, NSF, March 16, 1950
- 5, Gil Burford, Michigan vs. Boston College, N3d, March 18, 1950
- 4, Joe Riley, Dartmouth vs. Colorado Col., NSF, March 18, 1948
- 4, Chris Ray, Colorado Col. vs. Boston U., CH, March 18, 1950
- 4, Abbie Moore, Rensselaer vs. Boston U., N3d, March 14, 1953
- 4, Dick Dougherty, Minnesota vs. Boston College, NSF, March 11, 1954
- 4, Ron Stenlund, Michigan Tech vs. Boston College, NSF, March 15, 1956
- 4, Bob McCusker, Colorado Col. vs. Michigan, CH, March 16, 1957
- 4, Bob Van Lammers, Clarkson vs. Harvard, N3d, March 15, 1958
- 4, Murray Heatley, Wisconsin vs. Michigan Tech, N3d, March 21, 1970
- 4, Dave Westner, Cornell vs. Denver, NSF, March 17, 1972
- 4, Doug Smail, North Dakota vs. Northern Mich., CH, March 29, 1980

FASTEST GAME-OPENING GOAL

- :07, Al Karlander, Michigan Tech vs. Cornell, NSF, March 14, 1969
- :18, Gil Burford, Michigan vs. Dartmouth, NSF, March 17, 1949
- :20, Luc St. Jean, Clarkson vs. Cornell, CH, March 21, 1970
- :21, Sean Collins, New Hampshire vs. Maine, NSF, April 4, 2002
- :22, George McManama, Harvard vs. Michigan Tech, N3d, March 15, 1969

FASTEST CONSECUTIVE GOALS

- :13, Bert Dunn, Michigan vs. Boston U., NSF, March 13, 1953
- :16, Dave Gauthier, Harvard vs. Minnesota, NSF, March 13, 1975
- :20, Ron Zuke, Michigan Tech vs. Northern Mich., N3d, March 28, 1981
- :21, Gordie Peterkin, Rensselaer vs. Michigan, NSF, March 12, 1954
- :27, Mark Baron, Minn. Duluth vs. Rensselaer, NSF, March 29, 1985

FASTEST HAT TRICK

- 4:20, Warren Miller, Minnesota vs. Harvard, NSF, March 13, 1975
- 4:35, Jim Montgomery, Maine vs. Lake Superior St., CH, April 3, 1993
- 4:52, Gil Burford, Michigan vs. Boston College, N3d, March 18, 1950
- 5:35, Jon Anderson, Minnesota vs. Maine, NSF, March 31, 1989
- 7:14, Dan Lodboa, Cornell vs. Clarkson, CH, March 21, 1970

ASSISTS

- 5, Bob Poffenroth, Wisconsin vs. Michigan Tech, N3d, March 21, 1970
- 4, 14 times, most recent: Gerald Tallaire, Lake Superior St. vs. Boston U., CH, April 2, 1994 NSF record
- 4, seven times, most recent: Adam Oates, Rensselaer vs. Minn. Duluth, March 29, 1985 (3 of)

POINTS

- 7, John Mayasich, Minnesota vs. Boston College, NSF, March 11, 1954 (3 goals, 4 assists)
- 6, Wally Gacek, Michigan vs. Dartmouth, CH, March 20, 1948 (3 goals, 3 assists)
- 6, Gil Burford, Michigan vs. Colorado Col., N3d, March 19, 1949 (2 goals, 4 assists)
- 6, Chris Ray, Colorado Col. vs. Boston U., CH, March 18, 1950 (4 goals, 2 assists)
- 6, Dick Dougherty, Minnesota vs. Boston College, NSF, March 11, 1954 (4 goals, 2 assists)
- 6, Gene Campbell, Minnesota vs. Boston College, NSF, March 11, 1954 (3 goals, 3 assists)
- 6, Bob McCusker, Colorado Col. vs. Michigan, CH, March 16, 1957 (4 goals, 2 assists)
- 6, Bob Poffenroth, Wisconsin vs. Michigan Tech, N3d, March 21, 1970 (1 goal, 5 assists)
- 6, *Peter McNab, Denver vs. Boston College, NSF, March 15, 1973 (3 goals, 3 assists)

PENALTIES

- 8, Randy Skarda, Minnesota vs. Maine, N3d, April 2, 1988
- 5, Dick Starrak, Michigan vs. Dartmouth, NSF, March 17, 1949
- 5, Jack Capuano, Maine vs. Minnesota, N3d, April 2, 1988
- 4, 14 times, most recent: Craig Woodcroft, Colgate vs. Wisconsin, CH, April 1, 1990

SAVES

- 62, Chris Terreri, Providence vs. Boston College, NSF, March 28, 1985 (3 of)
- 55, Eddie MacDonald, Clarkson vs. Colorado Col., NSF, March 14, 1957
- 55, Rick Kost, Minn. Duluth vs. Bowling Green, CH, March 24, 1984 (4 of)
- 52, Chris Terreri, Providence vs. Minnesota, N3d, March 26, 1983
- 52, Marty Turco, Michigan vs. Maine, NSF, March 30, 1995 (3 of)

SHUTOUTS

- Rick Best, Michigan Tech vs. Brown, NSF, March 19, 1965 (4-0)
- Ken Dryden, Cornell vs. North Dakota, NSF, March 16, 1967 (1-0)
- Gerry Powers, Denver vs. North Dakota, CH, March 16, 1968 (4-0)
- Ron Grahame, Denver vs. Harvard, N3d, March 20, 1971 (1-0)
- Tim Regan, Boston U. vs. Cornell, CH, March 18, 1972 (4-0)
- Terry Kleisinger, Wisconsin vs. New Hampshire, NSF, March 26, 1982 (5-0)



Michigan's Marty Turco posted 52 saves against Maine in a 1995 national semifinal contest.

Photo courtesy of University of Michigan Sports Information

Marc Behrend, Wisconsin vs. Providence, NSF, March 24, 1983 (2-0)

Marty Turco, Michigan vs. Boston U., NSF, March 28, 1996 (4-0)

Marty Turco, Michigan vs. New Hampshire, NSF, April 2, 1998 (4-0)

Karl Goehring, North Dakota vs. Maine, NSF, April 6, 2000 (2-0)

Karl Goehring, North Dakota vs. Michigan St., NSF, April 5, 2001 (2-0)

Adam Berkhoel, Denver vs. Maine, CH, April 10, 2004 (1-0)

Individual, Year

GOALS

7, Bob McCusker, Colorado Col., 1957
6, Carl Lawrence, Colorado Col., 1950
6, Dick Dougherty, Minnesota, 1954
5, Wally Gacek, Michigan, 1948
5, Gil Burford, Michigan, 1950

5, Chris Ray, Colorado Col., 1950
5, Bill Cleary, Harvard, 1955
5, Bob Van Lammers, Clarkson, 1958
5, Bill Masterton, Denver, 1961
5, Terry Meagher, Boston U., 1975
5, Dave Silk, Boston U., 1977

ASSISTS

6, Tony Frasca, Colorado Col., 1950
6, Bill Robbins, Boston U., 1975
6, Jack O'Callahan, Boston U., 1978
5, 16 times, most recent: Mark Taylor, North Dakota, 1979

POINTS

9, Chris Ray, Colorado Col., 1950 (5 goals, 4 assists)
9, Tony Frasca, Colorado Col., 1950 (3 goals, 6 assists)
9, John Mayasich, Minnesota, 1954 (4 goals, 5 assists)
9, Dick Dougherty, Minnesota, 1954 (6 goals, 3 assists)
9, Bill MacFarland, Michigan, 1954 (4 goals, 5 assists)
9, Bob McCusker, Colorado Col., 1957 (7 goals, 2 assists)

PENALTIES

9, Randy Skarda, Minnesota, 1988
8, Jack Capuano, Maine, 1988
6, Dick Starrak, Michigan, 1948
6, Dick Starrak, Michigan, 1949
6, Jim Archibald, North Dakota, 1984
6, Jim Johnson, Minn. Duluth, 1985

SAVES

102, Chris Terreri, Providence, 1985
99, Eddie MacDonald, Clarkson, 1957
91, Jim Logue, Boston College, 1959
88, Lorne Howes, Michigan, 1955
88, Richie Broadbelt, St. Lawrence, 1962

SAVE PERCENTAGE (Min. two games)

.986, Ken Dryden, Cornell, 1967 (1 goal allowed, 71 saves)
.985, Tim Regan, Boston U., 1972 (1 goal allowed, 65 saves)
.968, Gerry Powers, Denver, 1968 (1 goal allowed, 30 saves)
.967, Jimmy Howard, Maine, 2004 (2 goals allowed, 59 saves)
.964, Alfie Michaud, Maine, 1999 (3 goals allowed, 81 saves)

GOALS-AGAINST AVERAGE

(Min. two games)

0.50, Ken Dryden, Cornell, 1967 (1 goal allowed)
0.50, Gerry Powers, Denver, 1968 (1 goal allowed)
0.50, Tim Regan, Boston U., 1972 (1 goal allowed)
0.87, Marty Turco, Michigan, 1998 (2 goals allowed)
0.97, Marty Turco, Michigan, 1996 (2 goals allowed)

Individual, Career

GOALS

9, Gil Burford, Michigan, 1949-51
8, Wally Gacek, Michigan, 1948-49
8, Dick Dougherty, Minnesota, 1953-54
8, Bill MacFarland, Michigan, 1954-56
8, Tom Rendall, Michigan, 1955-57
8, Bob Van Lammers, Clarkson, 1957-58
8, Dave Silk, Boston U., 1977-78

ASSISTS

9, Doug Philpott, Michigan, 1952-54
9, Terry Slater, St. Lawrence, 1959-61
9, Vic Stanfield, Boston U., 1974-75
8, Wally Grant, Michigan, 1948-50
8, Gil Burford, Michigan, 1949-51
8, Bill Robbins, Boston U., 1974-76

POINTS

17, Gil Burford, Michigan, 1949-51 (9 goals, 8 assists)
16, Doug Philpott, Michigan, 1952-54 (7 goals, 9 assists)
14, Bill MacFarland, Michigan, 1954-56 (8 goals, 6 assists)
13, Dave Silk, Boston U., 1977-78 (8 goals, 5 assists)
13, Phil Sykes, North Dakota, 1980, 82 (7 goals, 6 assists)

PENALTIES

12, Dick Starrak, Michigan, 1948-49
9, Bob Schiller, Michigan, 1955-57
9, Jim Archibald, North Dakota, 1982, 84
9, Randy Skarda, Minnesota, 1988
8, Jack Capuano, Maine, 1988
8, Todd Richards, Minnesota, 1986-89

SAVES

208, Scott Clemmensen, Boston College, 1998-2001
183, Ken Dryden, Cornell, 1967-69
177, *Ron Grahame, Denver, 1971-73
163, Eddie MacDonald, Clarkson, 1957-58
162, Richie Broadbelt, St. Lawrence, 1961-62

SAVE PERCENTAGE

(Min. three games)

.957, Karl Goehring, North Dakota, 2000-2001 (5 goals allowed, 110 saves)
.951, Chris Terreri, Providence, 1983, 85 (8 goals allowed, 154 saves)
.941, Marc Behrend, Wisconsin, 1981-83 (6 goals allowed, 96 saves)
.938, Ken Dryden, Cornell, 1967-69 (12 goals allowed, 183 saves)
.938, Bob Iwabuchi, North Dakota, 1979-80 (4 goals allowed, 60 saves)

GOALS-AGAINST AVERAGE

(Min. three games)

1.23, Karl Goehring, North Dakota, 2000-01 (5 goals allowed)
1.50, Gerry Powers, Denver, 1968-69 (6 goals allowed)
1.50, Bob Iwabuchi, North Dakota, 1979-80 (4 goals allowed)
1.50, Marc Behrend, Wisconsin, 1981-83 (6 goals allowed)
1.57, Marty Turco, Michigan, 1995-98 (11 goals allowed)

GOALIE VICTORIES

4, Willard Ikola, Michigan, 1952-54 (1 loss)
4, Lorne Howes, Michigan, 1955-56 (0 losses)
4, George Kirkwood, Denver, 1960-61 (0 losses)
4, Ken Dryden, Cornell, 1967-69 (2 losses)
4, Gerry Powers, Denver, 1968-69 (0 losses)
4, Marc Behrend, Wisconsin, 1981-83 (0 losses)
4, Marty Turco, Michigan, 1995-98 (2 losses)
4, Scott Clemmensen, Boston College, 1998-2001 (3 losses)

GOALIE WINNING PERCENTAGE

(Min. three decisions)

1.000, Lorne Howes, Michigan, 1955-56 (4-0)
1.000, George Kirkwood, Denver, 1960-61 (4-0)
1.000, Gerry Powers, Denver, 1968-69 (4-0)
1.000, Marc Behrend, Wisconsin, 1981-83 (4-0)
1.000, Jim Warden, Michigan Tech, 1974-75 (3-0)
1.000, Darren Jensen, North Dakota, 1980, 82 (3-0)

Team, Game

GOALS

14, Michigan vs. Boston U. (2), NSF, March 13, 1953
14, Minnesota vs. Boston College (1), NSF, March 11, 1954
13, Colorado Col. vs. Boston U. (4), CH, March 18, 1950
13, Colorado Col. vs. Michigan (6), CH, March 16, 1957
13, Michigan Tech vs. St. Lawrence (3), NSF, March 17, 1960

GOALS, BOTH TEAMS

19, Colorado Col. (13) vs. Michigan (6), CH, March 16, 1957
17, Colorado Col. (13) vs. Boston U. (4), CH, March 18, 1950
16, Michigan (10) vs. Boston College (6), N3d, March 18, 1950
16, Michigan (14) vs. Boston U. (2), NSF, March 13, 1953
16, Michigan Tech (13) vs. St. Lawrence (3), NSF, March 17, 1960

GOALS, PERIOD

10, Colorado Col. vs. Boston U., CH, March 18, 1950 (3rd)
8, Michigan Tech vs. St. Lawrence, NSF, March 17, 1960 (2nd)
7, Colorado Col. vs. Michigan, CH, March 16, 1957 (3rd)
6, Brown vs. Colorado Col., NSF, March 16, 1951 (2nd)
6, Michigan vs. Boston U., NSF, March 13, 1953 (3rd)
6, Minnesota vs. Boston College, NSF, March 11, 1954 (1st)

GOALS, PERIOD, BOTH TEAMS

13, Colorado Col. (10) vs. Boston U. (3), CH, March 18, 1950 (3rd)
9, Colorado Col. (7) vs. Michigan (2), CH, March 16, 1957 (3rd)
9, Michigan Tech (8) vs. St. Lawrence (1), NSF, March 17, 1960 (2nd)
8, Michigan (6) vs. Boston U. (2), NSF, March 13, 1953 (3rd)
7, 10 times, most recent: Michigan St. (5) vs. Maine (2), N3d, April 1, 1989 (2nd)

GOALS, LOSING TEAM

7, Boston U. vs. Brown (8), N3d, March 27, 1976
7, Boston U. vs. Northern Mich. (8), CH, March 30, 1991 (3 ot)
6, Boston College vs. Michigan (10), N3d, March 18, 1950
6, Michigan vs. Colorado Col. (13), CH, March 16, 1957
6, St. Lawrence vs. Boston College (7), N3d, March 14, 1959 (2 ot)
6, St. Lawrence vs. Boston U. (7), N3d, March 19, 1960
6, Brown vs. Michigan Tech (7), NSF, March 25, 1976 (2 ot)
6, Boston College vs. Minn. Duluth (7), N3d, March 30, 1985 (ot)

FEWEST GOALS

0, Brown vs. Michigan Tech (4), NSF, March 19, 1965
0, North Dakota vs. Cornell (1), NSF, March 16, 1967
0, North Dakota vs. Denver (4), CH, March 16, 1968

- 0, Harvard vs. Denver (1), N3d, March 20, 1971
 0, Cornell vs. Boston U. (4), CH, March 18, 1972
 0, New Hampshire vs. Wisconsin (5), NSF, March 26, 1982
 0, Providence vs. Wisconsin (2), NSF, March 24, 1983
 0, Boston U. vs. Michigan (4), NSF, March 28, 1996
 0, New Hampshire vs. Michigan (4), NSF, April 2, 1998
 0, Maine vs. North Dakota (2), NSF, April 6, 2000
 0, Michigan St. vs. North Dakota (2), NSF, April 5, 2001
 0, Maine vs. Denver (1), CH, April 10, 2004

FEWEST GOALS, BOTH TEAMS

- 1, Cornell (1) vs. North Dakota (0), NSF, March 16, 1967
 1, Denver (1) vs. Harvard (0), N3d, March 20, 1971
 1, Denver (1) vs. Maine (0), CH, April 10, 2004
 2, Wisconsin (2) vs. Providence (0), NSF, March 24, 1983
 2, North Dakota (2) vs. Maine (0), NSF, April 6, 2000
 2, North Dakota (2) vs. Michigan St. (0), NSF, April 5, 2001

FASTEST CONSECUTIVE GOALS

- :05, Michigan (Gordon McMillan and Wally Gacek) vs. Dartmouth, CH, March 20, 1948
 :12, Colorado Col. (Harry Whitworth and Carl Lawrence) vs. Boston U., CH, March 18, 1950
 :13, Michigan (both by Bert Dunn) vs. Boston U., NSF, March 13, 1953
 :13, Michigan Tech (Al Raymond and Don Lauriente) vs. St. Lawrence, NSF, March 17, 1960
 :13, Minnesota (both by Grant Potulny) vs. Michigan, NSF, April 4, 2002

FASTEST CONSECUTIVE GOALS BY OPPOSING TEAMS

- :07, Michigan Tech (Bill Terry), then Minnesota (Aaron Broten), NSF, March 26, 1981
 :08, Boston U. (Jack Garrity), then Colorado Col. (Tony Frasca), CH, March 18, 1950
 :12, Cornell (Doug Ferguson), then Boston U. (Mike Sobeski), CH, March 18, 1967
 :12, Wisconsin (Dave Herbst), then New Hampshire (Jon Fontes), NSF, March 25, 1977
 :14, Maine (Mario Thyer), then Minnesota (Dave Snuggerud), NSF, March 31, 1989

WINNING MARGIN

- 13, Minnesota (14) vs. Boston College (1), NSF, March 11, 1954
 12, Michigan (14) vs. Boston U. (2), NSF, March 13, 1953
 10, Michigan Tech (13) vs. St. Lawrence (3), NSF, March 17, 1960
 10, Denver (12) vs. St. Lawrence (2), CH, March 18, 1961
 9, Colorado Col. (13) vs. Boston U. (4), CH, March 18, 1950

MARGIN OVERCOME TO WIN

- 4, Wisconsin vs. Cornell, NSF, March 16, 1973 (trailed 4-0; won 6-5, ot)
 4, Boston U. vs. New Hampshire, N3d, March 26, 1977 (trailed 5-1; won 6-5)
 3, Colorado Col. vs. Yale, NSF, March 14, 1952 (trailed 3-0; won 4-3)
 3, Minnesota vs. Harvard, NSF, March 19, 1971 (trailed 4-1; won 6-5, ot)
 3, Michigan Tech vs. Harvard, NSF, March 15, 1974 (trailed 3-0; won 6-5, ot)
 3, Minnesota vs. Harvard, NSF, March 13, 1975 (trailed 4-1; won 6-4)
 3, Minnesota vs. Michigan Tech, CH, March 27, 1976 (trailed 3-0; won 6-4)
 3, Northern Mich. vs. Boston U., CH, March 30, 1991 (trailed 3-0; won 8-7, 3 ot)

ASSISTS

- 19, Boston U. vs. Harvard, N3d, March 15, 1975 (10 goals)
 18, Denver vs. St. Lawrence, CH, March 18, 1961 (12 goals)
 17, Colorado Col. vs. Michigan, CH, March 16, 1957 (13 goals)

- 17, *Denver vs. Boston College, NSF, March 15, 1973 (10 goals)
 16, Northeastern vs. New Hampshire, N3d, March 27, 1982 (10 goals)
 16, Lake Superior St. vs. Boston U., CH, April 2, 1994 (9 goals)

ASSISTS, BOTH TEAMS

- 27, Boston U. (19) vs. Harvard (8), N3d, March 15, 1975 (15 goals)
 24, Northeastern (16) vs. New Hampshire (8), N3d, March 27, 1982 (14 goals)
 23, Brown (12) vs. Boston U. (11), N3d, March 27, 1976 (15 goals)
 23, Northern Mich. (12) vs. Boston U. (11), CH, March 30, 1991 (15 goals) (3 ot)
 22, *Denver (17) vs. Boston College (5), NSF, March 15, 1973 (14 goals)

FEWEST ASSISTS**(Excluding shutouts)**

- 0, Rensselaer vs. Minnesota, NSF, March 12, 1953 (2 goals)
 0, St. Lawrence vs. Michigan, NSF, March 16, 1956 (1 goal) (ot)
 0, St. Lawrence vs. Michigan Tech, NSF, March 16, 1962 (1 goal)
 0, Boston College vs. Denver, NSF, March 14, 1968 (1 goal)
 0, Colorado Col. vs. North Dakota, NSF, March 27, 1997 (2 goals)

FEWEST ASSISTS, BOTH TEAMS

- 1, Denver (1) vs. Maine (0), CH, April 10, 2004 (1 goal, shutout)
 2, Clarkson (1) vs. Harvard (1), N3d, March 16, 1957 (3 goals) (2 ot)
 2, Cornell (2) vs. North Dakota (0), NSF, March 16, 1967 (1 goal, shutout)
 2, Denver (2) vs. Harvard (0), N3d, March 20, 1971 (1 goal, shutout)
 2, Minn. Duluth (1) vs. North Dakota (1), NSF, March 22, 1984 (3 goals) (ot)
 2, North Dakota (2) vs. Maine (0), NSF, April 6, 2000 (2 goals)

POINTS

- 30, Colorado Col. vs. Michigan, CH, March 16, 1957 (13 goals, 17 assists)
 30, Denver vs. St. Lawrence, CH, March 18, 1961 (12 goals, 18 assists)
 29, Boston U. vs. Harvard, N3d, March 15, 1975 (10 goals, 19 assists)
 28, Michigan vs. Boston U., NSF, March 13, 1953 (14 goals, 14 assists)
 27, Colorado Col. vs. Boston U., CH, March 18, 1950 (13 goals, 14 assists)
 27, Michigan Tech vs. St. Lawrence, NSF, March 17, 1960 (13 goals, 14 assists)
 27, *Denver vs. Boston College, NSF, March 15, 1973 (10 goals, 17 assists)

POINTS, BOTH TEAMS

- 42, Boston U. (10 goals, 19 assists) vs. Harvard (5 goals, 8 assists), N3d, March 15, 1975
 40, Colorado Col. (13 goals, 17 assists) vs. Michigan (6 goals, 4 assists), CH, March 16, 1957
 38, Brown (8 goals, 12 assists) vs. Boston U. (7 goals, 11 assists), N3d, March 27, 1976
 38, Northeastern (10 goals, 16 assists) vs. New Hampshire (4 goals, 8 assists), N3d, March 27, 1982
 38, Northern Mich. (8 goals, 12 assists) vs. Boston U. (7 goals, 11 assists), CH, March 30, 1991 (3 ot) NSF record
 36, *Denver (10 goals, 17 assists) vs. Boston College (4 goals, 5 assists), March 15, 1973
 33, Michigan Tech (13 goals, 14 assists) vs. St. Lawrence (3 goals, 3 assists), March 17, 1960
 33, Michigan Tech (7 goals, 8 assists) vs. Brown (6 goals, 12 assists), March 25, 1976 (2 ot)

FEWEST POINTS**(Excluding shutouts)**

- 1, St. Lawrence vs. Michigan, NSF, March 16, 1956 (1 goal) (ot)
 1, St. Lawrence vs. Michigan Tech, NSF, March 16, 1962 (1 goal)

- 1, Boston College vs. Denver, NSF, March 14, 1968 (1 goal)
 2, Many times, most recent: Denver vs. Maine, CH, April 10, 2004 (1 goal, 1 assist)

FEWEST POINTS, BOTH TEAMS

- 2, Denver (1 goal, 1 assist) vs. Maine, CH, April 10, 2004 (shutout)
 3, Cornell (1 goal, 2 assists) vs. North Dakota, NSF, March 16, 1967 (shutout)
 3, Denver (1 goal, 2 assists) vs. Harvard, N3d, March 20, 1971 (shutout)
 4, North Dakota (2 goals, 2 assists) vs. Maine, NSF, April 6, 2000 (shutout)
 5, Clarkson (2 goals, 1 assist) vs. Harvard (1 goal, 1 assist), N3d, March 16, 1957 (2 ot)
 5, Minn. Duluth (2 goals, 1 assist) vs. North Dakota (1 goal, 1 assist), NSF, March 22, 1984 (ot)

SHOTS ON GOAL

- 65, Boston College vs. Providence, NSF, March 28, 1985 (3 goals) (3 ot)
 60, Colorado Col. vs. Clarkson, NSF, March 14, 1957 (5 goals)
 60, Bowling Green vs. Minn. Duluth, CH, March 24, 1984 (5 goals) (4 ot)
 56, Maine vs. Michigan, NSF, March 30, 1995 (4 goals) (3 ot)
 55, Michigan Tech vs. St. Lawrence, NSF, March 16, 1962 (6 goals)
 55, Minnesota vs. Providence, N3d, March 26, 1983 (3 goals)

SHOTS ON GOAL, BOTH TEAMS

- 106, Maine (56) vs. Michigan (50), NSF, March 30, 1995 (7 goals) (3 ot)
 99, Brown (50) vs. Michigan Tech (49), NSF, March 25, 1976 (13 goals) (2 ot)
 96, Michigan Tech (52) vs. Harvard (44), N3d, March 15, 1969 (11 goals) (2 ot)
 96, Bowling Green (60) vs. Minn. Duluth (36), CH, March 24, 1984 (9 goals) (4 ot)
 94, Minnesota (50) vs. Boston U. (44), NSF, March 14, 1974 (9 goals)

SHOTS ON GOAL, PERIOD

- 26, Minnesota vs. Providence, N3d, March 26, 1983 (2 goals)
 24, Colorado Col. vs. Clarkson, NSF, March 14, 1957 (2 goals)
 24, Harvard vs. Michigan Tech, NSF, March 15, 1974 (1 goal)
 23, Colorado Col. vs. Michigan, CH, March 12, 1955 (2 goals)
 23, St. Lawrence vs. Boston College, N3d, March 17, 1956 (3 goals)
 23, North Dakota vs. Boston College, NSF, March 14, 1963 (3 goals)
 23, Minnesota vs. Michigan St., NSF, March 27, 1986 (2 goals)

SHOTS ON GOAL, PERIOD, BOTH TEAMS

- 40, Minnesota (23) vs. Michigan St. (17), NSF, March 27, 1986 (5 goals)
 38, Minnesota (21) vs. Boston U. (17), NSF, March 14, 1974 (3 goals)
 37, Colorado Col. (20) vs. Michigan (17), N3d, March 19, 1949 (4 goals)
 37, Boston College (19) vs. Minn. Duluth (18), N3d, March 30, 1985 (6 goals)
 36, Michigan Tech (22) vs. Michigan (14), CH, March 17, 1956 (7 goals)
 36, Cornell (19) vs. Michigan Tech (17), NSF, March 14, 1969 (4 goals)

FEWEST SHOTS ON GOAL

- 9, Boston College vs. Denver, NSF, March 14, 1968 (1 goal)
 11, Rensselaer vs. Denver, NSF, March 19, 1964 (1 goal)
 12, Clarkson vs. Denver, NSF, March 13, 1958 (2 goals)
 12, Minnesota vs. Denver, NSF, March 17, 1961 (1 goal)
 15, St. Lawrence vs. Michigan Tech, NSF, March 16, 1962 (1 goal)
 15, Wisconsin vs. Cornell, NSF, March 19, 1970 (1 goal)

FEWEST SHOTS ON GOAL, BOTH TEAMS

- 38, Denver (29) vs. Boston College (9), NSF, March 14, 1968 (5 goals)
- 41, North Dakota (23) vs. Michigan St. (18), CH, March 28, 1987 (8 goals)
- 41, Boston U. (21) vs. Michigan (20), NSF, March 27, 1997 (5 goals)
- 42, Providence (26) vs. Rensselaer (16), N3d, March 21, 1964 (3 goals)
- 42, Colorado Col. (23) vs. Michigan (19), CH, March 30, 1996 (5 goals) (ot)
- 42, New Hampshire (21) vs. Cornell (21), NSF, April 10, 2003 (5 goals) (ot)

FEWEST SHOTS ON GOAL, REGULATION PERIOD

- 0, Wisconsin vs. Cornell, NSF, March 19, 1970 (0 goals)
- 2, Clarkson vs. Denver, NSF, March 13, 1958 (0 goals)
- 2, Boston College vs. North Dakota, NSF, March 14, 1963 (1 goal)
- 2, Denver vs. North Dakota, CH, March 16, 1963 (1 goal)
- 2, Rensselaer vs. Providence, N3d, March 21, 1964 (0 goals)
- 2, Boston College vs. Denver, NSF, March 14, 1968 (0 goals)
- 2, Michigan St. vs. North Dakota, CH, March 28, 1987 (0 goals)
- 2, Boston U. vs. Lake Superior St., CH, April 2, 1994 (0 goals)

FEWEST SHOTS ON GOAL, REGULATION PERIOD, BOTH TEAMS

- 8, Colorado Col. (5) vs. Michigan (3), CH, March 30, 1996 (1 goal)
- 9, Denver (6) vs. Boston College (3), NSF, March 14, 1968 (1 goal)
- 9, North Dakota (6) vs. Dartmouth (3), NSF, March 27, 1980 (0 goals)
- 9, Boston U. (6) vs. Michigan (3), NSF, March 28, 1996 (1 goal)
- 10, Denver (7) vs. North Dakota (3), CH, March 15, 1958 (4 goals)
- 10, Denver (7) vs. Minnesota (3), NSF, March 17, 1961 (2 goals)
- 10, North Dakota (8) vs. Michigan St. (2), CH, March 28, 1987 (3 goals)
- 10, Michigan (6) vs. Boston U. (4), NSF, March 28, 1996 (1 goal)
- 10, New Hampshire (7) vs. Cornell (3), NSF, April 10, 2003 (1 goal)
- 10, Maine (6) vs. Denver (4), CH, April 10, 2004 (1 goal)

PENALTIES

- 23, Minnesota vs. Maine, N3d, April 2, 1988
- 20, Maine vs. Minnesota, N3d, April 2, 1988
- 18, Colgate vs. Wisconsin, CH, April 1, 1990
- 16, Lake Superior St. vs. Maine, NSF, March 31, 1988
- 16, Maine vs. Lake Superior St., NSF, March 31, 1988

PENALTIES, BOTH TEAMS

- 43, Minnesota (23) vs. Maine (20), N3d, April 2, 1988

32, Lake Superior St. (16) vs. Maine (16), NSF, March 31, 1988

32, Colgate (18) vs. Wisconsin (14), CH, April 1, 1990

27, Rensselaer (15) vs. Minn. Duluth (12), NSF, March 29, 1985 (3 ot)

25, Boston College (14) vs. Minn. Duluth (11), N3d, March 30, 1985 (ot)

FEWEST PENALTIES

- 0, Boston College vs. Michigan, N3d, March 18, 1950
- 0, Michigan vs. Boston College, N3d, March 18, 1950
- 0, Boston U. vs. Denver, NSF, March 18, 1960
- 0, Harvard vs. Boston U., N3d, March 16, 1974
- 1, Nine times, most recent: Clarkson vs. Boston U., NSF, March 28, 1991

FEWEST PENALTIES, BOTH TEAMS

- 0, Michigan (0) vs. Boston College (0), N3d, March 18, 1950
- 1, Boston U. (1) vs. Harvard (0), N3d, March 16, 1974
- 2, Denver (2) vs. Boston U. (0), NSF, March 18, 1960
- 3, Boston U. (2) vs. Clarkson (1), NSF, March 28, 1991
- 4, Brown (2) vs. Michigan (2), CH, March 17, 1951
- 4, Denver (3) vs. Minnesota (1), NSF, March 17, 1961
- 4, Cornell (2) vs. Wisconsin (2), NSF, March 16, 1973 (ot)
- 4, Bowling Green (2) vs. Michigan St. (2), NSF, March 23, 1984

LONGEST GAME

- 100:28, Maine (4) vs. Michigan (3), NSF, March 30, 1995 (3 ot)
- 97:11, Bowling Green (5) vs. Minn. Duluth (4), CH, March 24, 1984 (4 ot)
- 89:31, Colorado Col. (4) vs. Vermont (3), NSF, March 28, 1996 (2 ot)
- 85:45, Rensselaer (6) vs. Minn. Duluth (5), NSF, March 29, 1985 (3 ot)
- 81:57, Northern Mich. (8) vs. Boston U. (7), CH, March 30, 1991 (3 ot)

Team, Year

GOALS

- 23, Colorado Col., 1950
- 21, Michigan, 1953
- 18, Minnesota, 1954
- 18, Colorado Col., 1957
- 18, Denver, 1961

FEWEST GOALS (Min. two games)

- 1, North Dakota, 1967
- 2, Harvard, 1957
- 2, Harvard, 1958

- 2, St. Lawrence, 1962
- 2, Boston College, 1968
- 2, Maine, 2004

FEWEST GOALS ALLOWED (Min. two games)

- 1, Cornell, 1967
- 1, Denver, 1968
- 1, Boston U., 1972
- 2, Michigan Tech, 1962
- 2, Michigan Tech, 1965
- 2, Michigan St., 1966
- 2, Wisconsin, 1983
- 2, Michigan, 1996
- 2, Michigan, 1998
- 2, North Dakota, 2000
- 2, Maine, 2004

ASSISTS

- 28, Denver, 1961 (18 goals)
- 27, Colorado Col., 1950 (23 goals)
- 27, Boston U., 1975 (15 goals)
- 24, Colorado Col., 1957 (18 goals)
- 24, Brown, 1976 (14 goals)

POINTS

- 50, Colorado Col., 1950 (23 goals, 27 assists)
- 46, Denver, 1961 (18 goals, 28 assists)
- 42, Colorado Col., 1957 (18 goals, 24 assists)
- 42, Boston U., 1975 (15 goals, 27 assists)
- 41, Michigan, 1953 (21 goals, 20 assists)

SHOTS ON GOAL

- 105, Boston College, 1985 (9 goals)
- 102, Michigan, 1952 (13 goals)
- 101, Colorado Col., 1957 (18 goals)
- 99, Michigan Tech, 1962 (13 goals)
- 98, Michigan Tech, 1969 (8 goals)

FEWEST SHOTS ON GOAL (Min. two games)

- 27, Rensselaer, 1964 (3 goals)
- 31, Clarkson, 1958 (7 goals)
- 31, Minnesota, 1961 (5 goals)
- 31, St. Lawrence, 1962 (2 goals)
- 31, Boston College, 1968 (2 goals)

PENALTIES

- 36, Maine, 1988
- 30, Minnesota, 1988
- 28, Lake Superior St., 1988
- 25, Wisconsin, 1978
- 23, Boston U., 1976
- 23, Minn. Duluth, 1985
- 23, Wisconsin, 1990

FEWEST PENALTIES (Min. two games)

- 3, Michigan, 1950
- 3, Boston College, 1963
- 4, Boston College, 1950
- 4, St. Lawrence, 1955
- 4, Clarkson, 1958
- 4, Denver, 1963
- 4, Boston U., 1974
- 4, Harvard, 1974

Most Outstanding Players

Year	Player, Team	Pos.	Cl.	Games	Frozen Four Statistics				
					Goals	Assists	Goals Ag.	Saves	
1948	Joe Riley, Dartmouth	F	Jr.	2	4	0	—	—	—
1949	Dick Desmond, Dartmouth	G	Sr.	2	—	—	6	85	—
1950	Ralph Bevins, Boston U.	G	Sr.	2	—	—	16	64	—
1951	Don Whiston, Brown	G	Sr.	2	—	—	11	82	—
1952	Ken Kinsley, Colorado Col.	G	Sr.	2	—	—	7	85	—
1953	John Matchefts, Michigan	F	Sr.	2	3	1	—	—	—
1954	Abbie Moore, Rensselaer	F	Sr.	2	2	1	—	—	—
1955	Phil Hilton, Colorado Col.	D	Sr.	2	0	1	—	—	—
1956	Lorne Howes, Michigan	G	Jr.	2	—	—	6	68	—
1957	Bob McCusker, Colorado Col.	F	Jr.	2	7	2	—	—	—
1958	Murray Massier, Denver	F	So.	2	1	3	—	—	—
1959	Reg Morelli, North Dakota	F	Jr.	2	3	1	—	—	—
1960	Lou Angotti, Michigan Tech	F	So.	2	3	1	—	—	—
	Bob Marquis, Boston U.	F	Sr.	2	3	2	—	—	—
	Barry Urbanski, Boston U.	G	Jr.	2	—	—	12	68	—
1961	Bill Masterton, Denver	F	Jr.	2	5	3	—	—	—
1962	Lou Angotti, Michigan Tech	F	Sr.	2	3	0	—	—	—
1963	Al McLean, North Dakota	F	Sr.	2	3	2	—	—	—

Year	Player, Team	Pos.	Cl.	Games	Goals	Frozen Four Statistics			Saves
						Assists	Goals Ag.		
1964	Bob Gray, Michigan	G	Sr.	2	—	—	5	53	
1965	Gary Milroy, Michigan Tech.	F	So.	2	3	3	—	—	
1966	Gaye Cooley, Michigan St.	G	Jr.	2	—	—	2	48	
1967	Walt Stanowski, Cornell	D	Jr.	2	2	2	—	—	
1968	Gerry Powers, Denver	G	Jr.	2	—	—	1	31	
1969	Keith Magnuson, Denver	D	Sr.	2	1	5	—	—	
1970	Dan Lodboa, Cornell	D	Sr.	2	3	1	—	—	
1971	Dan Brady, Boston U.	G	Jr.	2	—	—	4	53	
1972	Tim Regan, Boston U.	G	Sr.	2	—	—	1	65	
1973	Dean Talafous, Wisconsin	F	Jr.	2	3	1	—	—	
1974	Brad Shelstad, Minnesota	G	Sr.	2	—	—	6	68	
1975	Jim Warden, Michigan Tech.	G	Sr.	2	—	—	6	51	
1976	Tom Vannelli, Minnesota	F	Jr.	2	2	5	—	—	
1977	Julian Baretta, Wisconsin	G	So.	2	—	—	8	57	
1978	Jack O'Callahan, Boston U.	D	Jr.	2	0	6	—	—	
1979	Steve Janaszak, Minnesota	G	Sr.	2	—	—	6	62	
1980	Doug Smail, North Dakota	F	Sr.	2	4	0	—	—	
1981	Marc Behrend, Wisconsin	G	So.	2	—	—	4	55	
1982	Phil Sykes, North Dakota	F	Sr.	2	4	2	—	—	
1983	Marc Behrend, Wisconsin	G	Sr.	2	—	—	2	41	
1984	Gary Kruzich, Bowling Green	G	Fr.	2	—	—	5	57	
1985	Chris Terreri, Providence	G	Jr.	2	—	—	5	102	
1986	Mike Donnelly, Michigan St.	F	Sr.	2	2	0	—	—	
1987	Tony Hrkac, North Dakota	F	So.	2	1	4	—	—	
1988	Bruce Hoffort, Lake Superior St.	G	Fr.	2	—	—	6	82	
1989	Ted Donato, Harvard	F	So.	2	3	2	—	—	
1990	Chris Tancill, Wisconsin	F	Sr.	2	3	0	—	—	
1991	Scott Beattie, Northern Mich.	F	So.	2	3	3	—	—	
1992	Paul Constantin, Lake Superior St.	F	Sr.	2	3	0	—	—	
1993	Jim Montgomery, Maine	F	Sr.	2	3	1	—	—	
1994	Sean Tallaire, Lake Superior St.	F	So.	2	3	3	—	—	
1995	Chris O'Sullivan, Boston U.	F	So.	2	3	0	—	—	
1996	Brendan Morrison, Michigan	F	Jr.	2	2	1	—	—	
1997	Matt Henderson, North Dakota	F	Jr.	2	3	2	—	—	
1998	Marty Turco, Michigan	G	Sr.	2	—	—	2	47	
1999	Alfie Michaud, Maine	G	Jr.	2	—	—	3	81	
2000	Lee Goren, North Dakota	F	Sr.	2	2	1	—	—	
2001	Chuck Kobasew, Boston College	F	Fr.	2	3	1	—	—	
2002	Grant Potulny, Minnesota	F	So.	2	3	0	—	—	
2003	Thomas Vanek, Minnesota	F	Fr.	2	2	2	—	—	
2004	Adam Berkhoe, Denver	G	Sr.	—	—	—	3	50	

All-Tournament Teams

(1948-2004)

1948

FIRST TEAM

- G—Bernie Burke, Boston College
- D—Connie Hill, Michigan
- D—Ron Newson, Colorado Col.
- F—Wally Grant, Michigan
- F—Bill Riley, Dartmouth
- F—Joe Riley, Dartmouth *

SECOND TEAM

- G—Dick Desmond, Dartmouth
- D—Ross Smith, Michigan
- D—Ed Songin, Boston College
- F—Wally Gacek, Michigan
- F—Bruce Stewart, Colorado Col.
- F—Joe Slattery, Colorado Col.

1949

FIRST TEAM

- G—Dick Desmond, Dartmouth *
- D—Ed Songin, Boston College
- D—Mike Thayer, Dartmouth
- F—Wally Grant, Michigan
- F—Jack Mulhern, Boston College
- F—Joe Riley, Dartmouth

SECOND TEAM

- G—Bernie Burke, Boston College
- D—Ron Newson, Colorado Col.
- D—Lew Meier, Colorado Col.
- F—Bill Riley, Dartmouth
- F—Wally Gacek, Michigan
- F—Connie Hill, Michigan

1950

FIRST TEAM

- G—Ralph Bevins, Boston U. *
- D—Ross Smith, Michigan
- D—Jim Starrak, Colorado Col.
- F—Bill Anderson, Boston U.
- F—Tony Frasca, Colorado Col.
- F—Jack Garrity, Boston U.

SECOND TEAM

- G—Roy Ikola, Colorado Col.
- D—Ed Songin, Boston College
- D—Joe Folino, Boston U.
- F—Jack Mulhern, Boston College
- F—Wally Grant, Michigan
- F—Ron Hartwell, Colorado Col.

1951

FIRST TEAM

- G—Don Whiston, Brown *
- D—Bob Heathcott, Michigan
- D—Jim Starrak, Colorado Col.
- F—Gil Burford, Michigan
- F—Neil Celley, Michigan
- F—John Matchefts, Michigan

SECOND TEAM

- G—Hal Downes, Michigan
- D—Jim Sutherland, Brown
- D—John Murphy, Brown
- F—Jack Garrity, Boston U.
- F—Al Gubbins, Brown
- F—Omer Brandt, Colorado Col.

1952

FIRST TEAM

- G—Ken Kinsley, Colorado Col. *
- D—Jim Haas, Michigan
- D—Len Maccini, Colorado Col.

- F—George Chin, Michigan
- F—John McKennell, Michigan
- F—Doug Philpott, Michigan

SECOND TEAM

- G—Paul Cruikshank, Yale
- D—Steve Leolich, Colorado Col.
- D—Reggie Shave, Michigan
- F—Earl Keyes, Michigan
- F—Wally Kilrea, Yale
- F—Omer Brandt, Colorado Col.

1953

FIRST TEAM

- G—Jim Mattson, Minnesota
- D—Alex McClellan, Michigan
- D—Tom Wegleitner, Minnesota
- F—John Matchefts, Michigan *
- F—Dick Meredith, Minnesota
- F—Abbie Moore, Rensselaer

SECOND TEAM

- G—Willard Ikola, Michigan
- D—Herb LaFontaine, Rensselaer
- D—Reggie Shave, Michigan
- F—John Mayasich, Minnesota
- F—George Chin, Michigan
- F—Frank Chiarelli, Rensselaer

1954

FIRST TEAM

- G—Bob Fox, Rensselaer
- D—Jim Pope, Rensselaer
- D—Ken Yackel, Minnesota
- F—Frank Chiarelli, Rensselaer
- F—John Mayasich, Minnesota
- F—Abbie Moore, Rensselaer *
- F—Gordie Peterkin, Rensselaer

SECOND TEAM

G—Jim Mattson, Minnesota
 D—Jim Haas, Michigan
 D—Bob Siblo, Boston College
 F—Abbie Moore, Rensselaer
 F—Bill MacFarland, Michigan
 F—Dick Dougherty, Minnesota

1955**FIRST TEAM**

G—Lorne Howes, Michigan
 D—Phil Hilton, Colorado Col. *
 D—Doug Silverberg, Colorado Col.
 F—Bill Cleary, Harvard
 F—Bill MacFarland, Michigan
 F—Tom Rendall, Michigan

SECOND TEAM

G—Bill Sloan, St. Lawrence
 D—Bob Schiller, Michigan
 D—Mike Buchanan, Michigan
 F—Clare Smith, Colorado Col.
 F—Ken Smith, Colorado Col.
 F—Dick Dunnigan, Michigan

1956**FIRST TEAM**

G—Lorne Howes, Michigan *
 D—Bob Pitts, Michigan
 D—Bob Schiller, Michigan
 F—Pete Aubry, Michigan Tech
 F—Tom Rendall, Michigan
 F—Ed Switzer, Michigan

SECOND TEAM

G—Sarge Whittier, St. Lawrence
 D—Bill Renner, St. Lawrence
 D—Willie Tattersall, Michigan Tech
 F—Cliff Wylie, Michigan Tech
 F—Ron Stenlund, Michigan Tech
 F—Joe McLean, St. Lawrence

1957**FIRST TEAM**

G—Eddie MacDonald, Clarkson
 D—Bob Pitts, Michigan
 D—Don Wishart, Colorado Col.
 F—Bill Hay, Colorado Col.
 F—Bob McCusker, Colorado Col. *
 F—Tom Rendall, Michigan

SECOND TEAM

G—Ross Childs, Michigan
 D—Dick McGhee, Colorado Col.
 D—Bob Schiller, Michigan
 F—Bob McVey, Harvard
 F—Dick Dunnigan, Michigan
 F—John Andrews, Colorado Col.

1958**FIRST TEAM**

G—Rodney Schneck, Denver
 D—Bill Steenson, North Dakota
 D—Ed Zemrau, Denver
 F—Murray Massier, Denver *
 F—Bob Van Lammers, Clarkson
 F—Jim Brown, Denver

SECOND TEAM

G—Eddie MacDonald, Clarkson
 D—Blair Livingstone, Denver
 D—Ralph Lyndon, North Dakota
 F—Barry Sharp, Denver
 F—Ron King, North Dakota
 F—John MacMillan, Denver

1959**FIRST TEAM**

G—Joe Selinger, Michigan St.
 D—Joe Jangro, Boston College
 D—Pat Presley, St. Lawrence
 F—Reg Morelli, North Dakota *
 F—Bill MacKenzie, Michigan St.
 F—Ed Thomlinson, North Dakota

SECOND TEAM

G—Jim Logue, Boston College
 D—Ralph Lyndon, North Dakota
 D—Ed Pollesel, Michigan St.
 F—Larry Langill, St. Lawrence
 F—Tom Mustonen, Michigan St.
 F—Joe Poole, North Dakota

1960**FIRST TEAM**

G—Barry Urbanski, Boston U. *
 D—Marty Howe, Denver
 D—George Konik, Denver
 F—Lou Angotti, Michigan Tech *
 F—Paul Coppo, Michigan Tech
 F—Bob Marquis, Boston U. *

SECOND TEAM

G—George Kirkwood, Denver
 D—Henry Akervall, Michigan Tech
 D—Pat Enright, Boston U.
 F—Terry Slater, St. Lawrence
 F—John MacMillan, Denver
 F—John Kosiancic, Michigan Tech

1961**FIRST TEAM**

G—Mike Larson, Minnesota
 D—Marty Howe, Denver
 D—Grant Munro, Denver
 F—Trent Beatty, Denver
 F—Bill Masterton, Denver*
 F—Jerry Walker, Denver

SECOND TEAM

G—George Kirkwood, Denver
 D—George Konik, Denver
 D—Arlin Parker, St. Lawrence
 F—Terry Slater, St. Lawrence
 F—Jim Josephson, Rensselaer
 F—Ron Constantine, Minnesota

1962**FIRST TEAM**

G—Richie Broadbelt, St. Lawrence
 D—Henry Akervall, Michigan Tech
 D—Elov Seger, Michigan Tech
 F—Lou Angotti, Michigan Tech *
 F—Red Berenson, Michigan
 F—John Ivanitz, Michigan Tech

SECOND TEAM

G—Garry Bauman, Michigan Tech
 D—Cal Wagner, Clarkson
 D—Don Rodgers, Michigan
 F—Jerry Sullivan, Michigan Tech
 F—Larry Babcock, Michigan
 F—Hal Pettersen, Clarkson

1963**FIRST TEAM**

G—Tom Apprille, Boston College
 D—George Goodacre, North Dakota
 D—Don Ross, North Dakota
 F—Al McLean, North Dakota *
 F—Dave Merrifield, North Dakota
 F—Don Stokaluk, North Dakota

SECOND TEAM

G—Wayne Gibbons, Clarkson
 D—Jim Kenning, Denver
 D—Maurice Roberge, North Dakota
 F—Jack Leetch, Boston College
 F—Corby Adams, Clarkson
 F—Bob Hamill, Denver

1964**FIRST TEAM**

G—Bob Gray, Michigan *
 D—Tom Polonic, Michigan
 D—Wayne Smith, Denver
 F—Andy Herrebut, Denver
 F—Bill Staub, Denver
 F—Gordon Wilkie, Michigan

SECOND TEAM

G—Bob Bellemore, Providence
 D—Jim Kenning, Denver
 D—Larry Kish, Providence
 D—Barry MacDonald, Michigan
 F—Mel Wakabayashi, Michigan
 F—Jerry Knightley, Rensselaer
 F—Jack Cole, Michigan

1965**FIRST TEAM**

G—Tony Esposito, Michigan Tech
 D—Dennis Huculak, Michigan Tech
 D—Pete Leiman, Michigan Tech
 F—John Cunniff, Boston College
 F—Gary Milroy, Michigan Tech *
 F—Wayne Weller, Michigan Tech

SECOND TEAM

G—Pat Murphy, Boston College
 D—Roy Davidson, North Dakota
 D—Ralph Toran, Boston College
 F—Gerry Kell, North Dakota
 F—Bob Stoyko, North Dakota
 F—Dennis Macks, Brown

1966**FIRST TEAM**

G—Gaye Cooley, Michigan St. *
 D—Don Heaphy, Michigan St.
 D—Wayne Smith, Denver
 F—Mike Coppo, Michigan St.
 F—Tom Hurley, Clarkson
 F—Brian McAndrew, Michigan St.

SECOND TEAM

G—Terry Yurkiewicz, Clarkson
 D—Pete McLachlan, Boston U.
 D—Bob Brawley, Michigan St.
 F—Tom Mikkola, Michigan St.
 F—John McLennan, Clarkson
 F—Lyle Bradley, Denver

1967**FIRST TEAM**

G—Ken Dryden, Cornell
 D—Harry Orr, Cornell
 D—Walt Stanowski, Cornell *
 F—Mike Doran, Cornell
 F—Tom Mikkola, Michigan St.
 F—Jim Quinn, Boston U.

1968**FIRST TEAM**

G—Gerry Powers, Denver *
 D—Terry Abram, North Dakota
 D—Keith Magnuson, Denver
 F—Brian Cornell, Cornell
 F—Bob Munro, North Dakota
 F—Bob Trembecky, Denver

SECOND TEAM

G—Ken Dryden, Cornell
 D—Tim Gould, Denver
 D—Terry Ogden, North Dakota
 F—Dave Kartio, North Dakota
 F—Jim Wiste, Denver
 F—Tom Gilmore, Denver

1969**FIRST TEAM**

G—Gerry Powers, Denver
 D—Keith Magnuson, Denver *
 D—Bruce Pattison, Cornell
 F—Brian Cornell, Cornell
 F—Tom Miller, Denver
 F—Bob Trembecky, Denver

SECOND TEAM

G—Ken Dryden, Cornell
 D—Tim Gould, Denver
 D—Steve Giuliani, Cornell
 F—Al Karlander, Michigan Tech
 F—Ron Mark, Harvard
 F—Peter Tufford, Cornell

1970

G—Bruce Bullock, Clarkson
 D—Steve Giuliani, Cornell
 D—Dan Lodboa, Cornell *
 F—John Hughes, Cornell
 F—Rick Magnusson, Clarkson
 F—Bob Poffenroth, Wisconsin

1971

G—Dan Brady, Boston U. *
 D—Bob Brown, Boston U.
 D—Bruce McIntosh, Minnesota
 F—Dean Blais, Minnesota
 F—Don Cahoon, Boston U.
 F—Steve Stirling, Boston U.

1972

G—Tim Regan, Boston U. *
 D—Bob Brown, Boston U.
 D—Ric Jordan, Boston U.
 F—John Danby, Boston U.
 F—Bob Krieger, Denver
 F—Dave Westner, Cornell
 F—Gary Winchester, Wisconsin

1973

G—Jim Makey, Wisconsin
 D—Bruce Affleck, Denver #
 D—John Taft, Wisconsin
 F—Stan Hinkley, Wisconsin
 F—Peter McNab, Denver #
 F—Dean Talafous, Wisconsin *

1974

G—Brad Shelstad, Minnesota *
 D—Les Auge, Minnesota
 D—Jim Nahgang, Michigan Tech
 F—Steve Jensen, Michigan Tech
 F—Jim McMahon, Harvard
 F—Mike Polich, Minnesota

1975

G—Jim Warden, Michigan Tech *
 D—Reed Larson, Minnesota
 D—Bob Lorimer, Michigan Tech
 F—Bob D'Alvise, Michigan Tech
 F—Steve Jensen, Michigan Tech
 F—Warren Miller, Minnesota

1976

No team named
 MOP—Tom Vannelli, F, Minnesota

1977

G—Julian Baretta, Wisconsin *
 D—Craig Norwich, Wisconsin
 D—John Taft, Wisconsin
 F—Dave Debol, Michigan
 F—Rick Meagher, Boston U.
 F—Dave Silk, Boston U.

1978

G—Paul Skidmore, Boston College
 D—Dick Lamby, Boston U.
 D—Jack O'Callahan, Boston U. *
 F—Mark Fidler, Boston U.
 F—Joe Mullen, Boston College
 F—Dave Silk, Boston U.

1979

G—Steve Janaszak, Minnesota *
 D—Mike Ramsey, Minnesota
 D—Howard Walker, North Dakota
 F—Steve Christoff, Minnesota
 F—Eric Strobel, Minnesota
 F—Mark Taylor, North Dakota

1980

G—Steve Weeks, Northern Mich.
 D—Marc Chorney, North Dakota
 D—Tom Laidlaw, Northern Mich.
 F—Roy Kerling, Cornell
 F—Doug Smail, North Dakota *
 F—Phil Sykes, North Dakota

1981

G—Marc Behrend, Wisconsin *
 D—Mike Knoke, Minnesota
 D—Tim Watters, Michigan Tech
 F—Steve Bozek, Northern Mich.
 F—Aaron Broten, Minnesota
 F—John Newberry, Wisconsin

1982

G—Darren Jensen, North Dakota
 D—Bruce Driver, Wisconsin
 D—James Patrick, North Dakota
 F—Cary Eades, North Dakota
 F—John Newberry, Wisconsin
 F—Phil Sykes, North Dakota *

1983

G—Marc Behrend, Wisconsin *
 D—Chris Chelios, Wisconsin
 D—Mark Fusco, Harvard
 F—Pat Flatley, Wisconsin
 F—Scott Fusco, Harvard
 F—Paul Houck, Wisconsin

1984

G—Rick Kosti, Minn. Duluth
 G—Gary Kruzich, Bowling Green *
 D—Dave Ellett, Bowling Green
 D—Garry Galley, Bowling Green
 F—Dean Barsness, North Dakota
 F—Bob Lakso, Minn. Duluth
 F—Lyle Phair, Michigan St.

1985

G—Chris Terreri, Providence *
 D—Tim Friday, Rensselaer
 D—Ken Hammond, Rensselaer
 F—Adam Oates, Rensselaer
 F—George Servinis, Rensselaer
 F—Bill Watson, Minn. Duluth

1986

G—Norm Foster, Michigan St.
 D—Mark Benning, Harvard
 D—Don McSween, Michigan St.
 F—Allen Bourbeau, Harvard
 F—Mike Donnelly, Michigan St. *
 F—Jeff Parker, Michigan St.

1987

G—Ed Belfour, North Dakota
 D—Ian Kidd, North Dakota
 D—Chris Luongo, Michigan St.
 D—Don McSween, Michigan St.
 F—Tony Hrkac, North Dakota *
 F—Bob Joyce, North Dakota
 F—Corey Millen, Minnesota

1988

G—Bruce Hoffort, Lake Superior St. *
 D—Kord Cernich, Lake Superior St.
 D—Brian McColgan, St. Lawrence
 F—David Capuano, Maine
 F—Mike de Carle, Lake Superior St.
 F—Pete Lappin, St. Lawrence

1989

G—Allain Roy, Harvard
 D—Todd Richards, Minnesota
 D—Kevin Sneddon, Harvard
 F—Jon Anderson, Minnesota
 F—Ted Donato, Harvard *
 F—Lane MacDonald, Harvard

1990

G—Duane Derksen, Wisconsin
 D—Rob Andringa, Wisconsin
 D—Mark Osiecki, Wisconsin
 F—John Byce, Wisconsin
 F—Joel Gardner, Colgate
 F—Chris Tancill, Wisconsin *

1991

G—Bill Pye, Northern Mich.
 D—Lou Melone, Northern Mich.

D—Brad Werenka, Northern Mich.
 F—Tony Amonte, Boston U.
 F—Scott Beattie, Northern Mich. *
 F—Jean-Yves Roy, Maine

1992

G—Darrin Madeley, Lake Superior St.
 D—Mark Astley, Lake Superior St.
 D—Barry Richter, Wisconsin #
 F—Paul Constantini, Lake Superior St. *
 F—Brian Rolston, Lake Superior St.
 F—Jason Zent, Wisconsin #

1993

G—Garth Snow, Maine
 D—Chris Imes, Maine
 D—Michael Smith, Lake Superior St.
 F—Paul Kariya, Maine
 F—Jim Montgomery, Maine *
 F—Brian Rolston, Lake Superior St.

1994

G—Blaine Lacher, Lake Superior St.
 D—Keith Aldridge, Lake Superior St.
 D—Steven Barnes, Lake Superior St.
 F—Clayton Beddoes, Lake Superior St.
 F—Mike Pomichter, Boston U.
 F—Sean Tallaire, Lake Superior St. *

1995

G—Blair Allison, Maine
 D—Chris Imes, Maine
 D—Kaj Linna, Boston U.
 F—Shawn Bates, Boston U.
 F—Chris O'Sullivan, Boston U. *
 F—Dan Shermerhorn, Maine

1996

G—Marty Turco, Michigan
 D—Steven Halko, Michigan
 D—Scott Swanson, Colorado Col.
 F—Peter Geronazzo, Colorado Col.
 F—Brendan Morrison, Michigan *
 F—Martin St. Louis, Vermont

1997

G—Aaron Schweitzer, North Dakota
 D—Curtis Murphy, North Dakota
 D—Tom Poti, Boston U.
 F—Chris Drury, Boston U.
 F—Matt Henderson, North Dakota *
 F—David Hoogsteen, North Dakota

1998

G—Marty Turco, Michigan *
 D—Bubba Berenzweig, Michigan
 D—Mike Mottau, Boston College
 F—Mark Kosick, Michigan
 F—Josh Langfeld, Michigan
 F—Marty Reasoner, Boston College

1999

G—Alfie Michaud, Maine *
 D—David Cullen, Maine
 D—Jayme Filipowicz, New Hampshire
 F—Niko Dimitrakos, Maine
 F—Jason Krog, New Hampshire
 F—Mike Souza, New Hampshire

2000

G—Karl Goehring, North Dakota
 D—Mike Commodore, North Dakota
 D—Mike Mottau, Boston College
 F—Jeff Farkas, Boston College
 F—Lee Goren, North Dakota *
 F—Bryan Lundbohm, North Dakota

2001

G—Scott Clemmensen, Boston College
 D—Travis Roche, North Dakota
 D—Rob Scuderi, Boston College
 F—Chuck Kobasew, Boston College *
 F—Krys Kolanos, Boston College
 F—Bryan Lundbohm, North Dakota

2002

G—Adam Hauser, Minnesota
 D—Michael Schutte, Maine
 D—Peter Metcalf, Maine
 F—John Pohl, Minnesota
 F—Grant Potulny, Minnesota*
 F—Robert Liscak, Maine

2003

G—Travis Weber, Minnesota
 D—Paul Martin, Minnesota
 D—Matt DeMarchi, Minnesota
 F—Steve Saviano, New Hampshire
 F—Thomas Vanek, Minnesota*
 F—Nathan Martz, New Hampshire

2004

G—Adam Berkhoel, Denver*
 D—Ryan Caldwell, Denver
 D—Prestin Ryan, Maine
 F—Junior Lessard, Minn. Duluth
 F—Dustin Penner, Maine
 F—Connor James, Denver




Photo courtesy NCAA Photos

Denver goaltender Adam Berkhoel was named the most outstanding played of the 2004 Men's Frozen Four.

Championship Game Records

Championship Game Records	16
Individual.....	16
Team.....	16



Championship Game Records

The following records are from the NCAA championship game. A performance later vacated is indicated by (*).

Individual

GOALS

- 4, Chris Ray, Colorado Col. vs. Boston U., March 18, 1950
- 4, Bob McCusker, Colorado Col. vs. Michigan, March 16, 1957
- 4, Doug Smail, North Dakota vs. Northern Mich., March 29, 1980
- 3, Wally Gacek, Michigan vs. Dartmouth, March 20, 1948
- 3, Ed Switzer, Michigan vs. Michigan Tech, March 17, 1956
- 3, Bill Masterton, Denver vs. St. Lawrence, March 18, 1961
- 3, John Ivanitz, Michigan Tech vs. Clarkson, March 17, 1962
- 3, Bob Hamill, Denver vs. North Dakota, March 16, 1963
- 3, Dan Lodboa, Cornell vs. Clarkson, March 21, 1970
- 3, Phil Sykes, North Dakota vs. Wisconsin, March 27, 1982
- 3, Allen Bourbeau, Harvard vs. Michigan St., March 29, 1986
- 3, John Byce, Wisconsin vs. Colgate, April 1, 1990
- 3, Scott Beattie, Northern Mich. vs. Boston U., March 30, 1991 (3 ot)
- 3, Darryl Plandowski, Northern Mich. vs. Boston U., March 30, 1991 (3 ot)
- 3, Jason Zent, Wisconsin vs. Lake Superior St., April 4, 1992
- 3, Jim Montgomery, Maine vs. Lake Superior St., April 3, 1993

FASTEST GAME-OPENING GOAL

- :20, Luc St. Jean, Clarkson vs. Cornell, March 21, 1970
- :23, Ed Switzer, Michigan vs. Michigan Tech, March 17, 1956
- :28, Patrice Tardif, Maine vs. Lake Superior St., April 3, 1993
- :38, John Ivanitz, Michigan Tech vs. Clarkson, March 17, 1962
- :38, Mark Fidler, Boston U. vs. Boston College, March 25, 1978



Maine Black Bear goaltender Alfie Michaud stopped 46 shots against New Hampshire in the 1999 championship game.

FASTEST CONSECUTIVE GOALS

- :51, John MacMillan, Denver vs. Michigan Tech, March 19, 1960
- 1:14, Jim Montgomery, Maine vs. Lake Superior St., April 3, 1993
- 1:53, John Byce, Wisconsin vs. Colgate, April 1, 1990
- 2:41, Warren Young, Michigan Tech vs. Minnesota, March 27, 1976
- 2:55, Dan Lodboa, Cornell vs. Clarkson, March 21, 1970

FASTEST HAT TRICK

- 4:35, Jim Montgomery, Maine vs. Lake Superior St., April 3, 1993
- 7:14, Dan Lodboa, Cornell vs. Clarkson, March 21, 1970
- 8:23, Scott Beattie, Northern Mich. vs. Boston U., March 30, 1991
- 11:13, Chris Ray, Colorado Col. vs. Boston U., March 18, 1950
- 13:35, Doug Smail, North Dakota vs. Northern Mich., March 29, 1980

ASSISTS

- 4, Tom Vannelli, Minnesota vs. Michigan Tech, March 27, 1976
- 4, Phil Sykes, North Dakota vs. Northern Mich., March 29, 1980
- 4, Gerald Tallaire, Lake Superior St. vs. Boston U., April 2, 1994
- 3, 21 times, most recent: Wayne Strachan, Lake Superior St. vs. Boston U., April 2, 1994

POINTS

- 6, Wally Gacek, Michigan vs. Dartmouth, March 20, 1948 (3 goals, 3 assists)
- 6, Chris Ray, Colorado Col. vs. Boston U., March 18, 1950 (4 goals, 2 assists)
- 6, Bob McCusker, Colorado Col. vs. Michigan, March 16, 1957 (4 goals, 2 assists)
- 5, Wally Grant, Michigan vs. Dartmouth, March 20, 1948 (2 goals, 3 assists)
- 5, Harry Whitworth, Colorado Col. vs. Boston U., March 18, 1950 (2 goals, 3 assists)
- 5, Bill Masterton, Denver vs. St. Lawrence, March 18, 1961 (3 goals, 2 assists)
- 5, Tom Vannelli, Minnesota vs. Michigan Tech, March 27, 1976 (1 goal, 4 assists)
- 5, Phil Sykes, North Dakota vs. Northern Mich., March 29, 1980 (1 goal, 4 assists)

PENALTIES

- 4, Bunt Hubchik, Colorado Col. vs. Michigan, March 12, 1955
- 4, Ed Zemrau, Denver vs. North Dakota, March 15, 1958
- 4, Bob Pallante, Michigan Tech vs. Clarkson, March 17, 1962
- 4, Craig Woodcroft, Colgate vs. Wisconsin, April 1, 1990
- 3, 17 times, most recent: Gabe Gauthier, Denver vs. Maine, April 10, 2004

SAVES

- 55, Rick Kostl, Minn. Duluth vs. Bowling Green, March 24, 1984 (4 ot)
- 49, Bruce Hoffort, Lake Superior St. vs. St. Lawrence, April 2, 1988 (ot)
- 47, Lorne Howes, Michigan vs. Colorado Col., March 12, 1955
- 46, Ken Kinsley, Colorado Col. vs. Michigan, March 15, 1952
- 46, Alfie Michaud, Maine vs. New Hampshire, April 3, 1999 (ot)

SHUTOUTS

- Gerry Powers, Denver vs. North Dakota, March 16, 1968 (4-0)
- Tim Regan, Boston U. vs. Cornell, March 18, 1972 (4-0)
- Adam Berkhoel, Denver vs. Maine, April 10, 2004 (1-0)

Team

GOALS

- 13, Colorado Col. vs. Boston U. (4), March 18, 1950
- 13, Colorado Col. vs. Michigan (6), March 16, 1957
- 12, Denver vs. St. Lawrence (2), March 18, 1961
- 9, Lake Superior St. vs. Boston U. (1), April 2, 1994
- 8, Michigan vs. Dartmouth (4), March 20, 1948

- 8, Michigan Tech vs. Boston College (2), March 20, 1965
- 8, Northern Mich. vs. Boston U. (7), March 30, 1991 (3 ot)

GOALS, BOTH TEAMS

- 19, Colorado Col. (13) vs. Michigan (6), March 16, 1957
- 17, Colorado Col. (13) vs. Boston U. (4), March 18, 1950
- 15, Northern Mich. (8) vs. Boston U. (7), March 30, 1991 (3 ot)
- 14, Denver (12) vs. St. Lawrence (2), March 18, 1961
- 12, Michigan (8) vs. Dartmouth (4), March 20, 1948
- 12, Michigan (7) vs. Michigan Tech (5), March 17, 1956

GOALS, PERIOD

- 10, Colorado Col. vs. Boston U., March 18, 1950 (3rd)
- 7, Colorado Col. vs. Michigan, March 16, 1957 (3rd)
- 5, Denver vs. St. Lawrence, March 18, 1961 (1st)
- 5, North Dakota vs. Denver, March 16, 1963 (1st)
- 5, Northern Mich. vs. Boston U., March 30, 1991 (2nd)
- 5, Lake Superior St. vs. Boston U., April 2, 1994 (2nd)
- 5, North Dakota vs. Boston U., March 29, 1997 (2nd)

GOALS, PERIOD, BOTH TEAMS

- 13, Colorado Col. (10) vs. Boston U. (3), March 18, 1950 (3rd)
- 9, Colorado Col. (7) vs. Michigan (2), March 16, 1957 (3rd)
- 7, Michigan (4) vs. Michigan Tech (3), March 17, 1956 (1st)
- 7, Denver (5) vs. St. Lawrence (2), March 18, 1961 (1st)
- 7, North Dakota (5) vs. Denver (2), March 16, 1963 (1st)

GOALS, LOSING TEAM

- 7, Boston U. vs. Northern Mich. (8), March 30, 1991 (3 ot)
- 6, Michigan vs. Colorado Col. (13), March 16, 1957
- 5, Michigan Tech vs. Michigan (7), March 17, 1956
- 5, Denver vs. North Dakota (6), March 16, 1963
- 5, Michigan vs. Wisconsin (6), March 26, 1977 (ot)
- 5, Harvard vs. Michigan St. (6), March 29, 1986

FEWEST GOALS

- 0, North Dakota vs. Denver (4), March 16, 1968
- 0, Cornell vs. Boston U. (4), March 18, 1972
- 0, Maine vs. Denver (1), April 10, 2004
- 1, Brown vs. Michigan (7), March 17, 1951
- 1, Colorado Col. vs. Michigan (4), March 15, 1952
- 1, Clarkson vs. Michigan Tech (7), March 17, 1962
- 1, Clarkson vs. Michigan St. (6), March 19, 1966
- 1, Boston U. vs. Cornell (4), March 18, 1967
- 1, Minnesota vs. Michigan Tech (6), March 15, 1975
- 1, Providence vs. Rensselaer (2), March 30, 1985
- 1, Boston U. vs. Lake Superior St. (9), April 2, 1994
- 1, New Hampshire vs. Minnesota (5), April 12, 2003.

FEWEST GOALS, BOTH TEAMS

- 1, Denver (1) vs. Maine (0), April 10, 2004
- 3, Rensselaer (2) vs. Providence (1), March 30, 1985
- 4, Denver (4) vs. North Dakota (0), March 16, 1968
- 4, Boston U. (4) vs. Cornell (0), March 18, 1972
- 5, Michigan (4) vs. Colorado Col. (1), March 15, 1952
- 5, Cornell (4) vs. Boston U. (1), March 18, 1967
- 5, Michigan (3) vs. Colorado Col. (2), March 30, 1996 (ot)
- 5, Michigan (3) vs. Boston College (2), April 4, 1998 (ot)
- 5, Maine (3) vs. New Hampshire (2), April 3, 1999 (ot)
- 5, Boston College (3) vs. North Dakota (2), April 7, 2001 (ot)

FASTEST CONSECUTIVE GOALS

- :05, Michigan (Gordon McMillan and Wally Gacek) vs. Dartmouth, March 20, 1948
- :12, Colorado Col. (Harry Whitworth and Carl Lawrence) vs. Boston U., March 18, 1950
- :14, Colorado Col. (Chris Ray and Ron Hartwell) vs. Boston U., March 18, 1950
- :15, Colorado Col. (Tony Frasca and Cam Berry) vs. Boston U., March 18, 1950

:18, Denver (Greg Lacomby and Bob Hamill) vs. North Dakota, March 16, 1963

:18, North Dakota (Murray Baron and Bob Joyce) vs. Michigan St., March 28, 1987

FASTEST CONSECUTIVE GOALS, OPPOSING TEAMS

:08, Boston U. (Jack Garrity), then Colorado Col. (Tony Frasca), March 18, 1950

:12, Cornell (Doug Ferguson), then Boston U. (Mike Sobeski), March 18, 1967

:17, Rensselaer (Abbie Moore), then Minnesota (Ken Yackel), March 13, 1954

:20, Bowling Green (Garry Galley), then Minn. Duluth (Mark Baron), March 24, 1984

:22, Colorado Col. (Don Hersack), then Michigan (Tom Rendall), March 16, 1957

WINNING MARGIN

10, Denver (12) vs. St. Lawrence (2), March 18, 1961
9, Colorado Col. (13) vs. Boston U. (4), March 18, 1950

8, Lake Superior St. (9) vs. Boston U. (1), April 2, 1994

7, Colorado Col. (13) vs. Michigan (6), March 16, 1957

6, Michigan (7) vs. Brown (1), March 17, 1951

6, Michigan Tech (7) vs. Clarkson (1), March 17, 1962

6, Michigan Tech (8) vs. Boston College (2), March 20, 1965

MARGIN OVERCOME TO WIN

3, Minnesota vs. Michigan Tech, March 27, 1976 (trailed 3-0; won 6-4)

3, Northern Mich. vs. Boston U., March 30, 1991 (trailed 3-0; won 8-7, 3 ot)

2, Michigan vs. Dartmouth, March 20, 1948 (trailed 4-2; won 8-4)

2, Bowling Green vs. Minn. Duluth, March 24, 1984 (trailed 4-2; won 5-4, 4 ot)

2, Michigan St. vs. Harvard, March 29, 1986 (trailed 4-2; won 6-5)

2, Lake Superior St. vs. Wisconsin, April 4, 1992 (trailed 2-0; won 5-3)

2, Maine vs. Lake Superior St., April 3, 1993 (trailed 4-2; won 5-4)

2, North Dakota vs. Boston U., March 29, 1997 (trailed 2-0; won 6-4)

ASSISTS

18, Denver vs. St. Lawrence, March 18, 1961 (12 goals)

17, Colorado Col. vs. Michigan, March 16, 1957 (13 goals)

16, Colorado Col. vs. Boston U., March 18, 1950 (13 goals)

16, Lake Superior St. vs. Boston U., April 2, 1994 (9 goals)

12, Michigan Tech vs. Boston College, March 20, 1965 (8 goals)

12, Wisconsin vs. Michigan, March 26, 1977 (6 goals) (ot)

12, Northern Mich. vs. Boston U., March 30, 1991 (8 goals) (3 ot)

ASSISTS, BOTH TEAMS

23, Northern Mich. (12) vs. Boston U. (11), March 30, 1991 (15 goals) (3 ot)

21, Colorado Col. (16) vs. Boston U. (5), March 18, 1950 (17 goals)

21, Colorado Col. (17) vs. Michigan (4), March 16, 1957 (19 goals)

21, Denver (18) vs. St. Lawrence (3), March 18, 1961 (14 goals)

20, Wisconsin (12) vs. Michigan (8), March 26, 1977 (11 goals) (ot)

20, Harvard (10) vs. Michigan St. (10), March 29, 1986 (11 goals)

FEWEST ASSISTS

(Excluding shutouts)

1, Brown vs. Michigan, March 17, 1951 (1 goal)

1, Colorado Col. vs. Michigan, March 15, 1952 (1 goal)

1, Clarkson vs. Michigan Tech, March 17, 1962 (1 goal)

1, Denver vs. Maine, April 10, 2004 (1 goal)

2, Eight times, most recent: Boston U. vs. Lake Superior St., April 2, 1994 (1 goal)

FEWEST ASSISTS, BOTH TEAMS

1, Denver (1) vs. Maine (0), April 10, 2004 (1 goal)

4, Michigan (2) vs. Colorado Col. (2), March 12, 1955 (8 goals)

4, Denver (4) vs. North Dakota, March 16, 1968 (4 goals, shutout)

4, Providence (2) vs. Rensselaer (2), March 30, 1985 (3 goals)

5, Michigan (4) vs. Colorado Col. (1), March 15, 1952 (5 goals)

6, Boston U. (6) vs. Cornell, March 18, 1972 (4 goals, shutout)

POINTS

30, Colorado Col. vs. Michigan, March 16, 1957 (13 goals, 17 assists)

30, Denver vs. St. Lawrence, March 18, 1961 (12 goals, 18 assists)

29, Colorado Col. vs. Boston U., March 18, 1950 (13 goals, 16 assists)

25, Lake Superior St. vs. Boston U., April 2, 1994 (9 goals, 16 assists)

20, Michigan Tech vs. Boston College, March 20, 1965 (8 goals, 12 assists)

20, Northern Mich. vs. Boston U., March 30, 1991 (8 goals, 12 assists) (3 ot)

POINTS, BOTH TEAMS

40, Colorado Col. (13 goals, 17 assists) vs. Michigan (6 goals, 4 assists), March 16, 1957

38, Colorado Col. (13 goals, 16 assists) vs. Boston U. (4 goals, 5 assists), March 18, 1950

38, Northern Mich. (8 goals, 12 assists) vs. Boston U. (7 goals, 11 assists), March 30, 1991 (3 ot)

35, Denver (12 goals, 18 assists) vs. St. Lawrence (2 goals, 3 assists), March 18, 1961

31, Wisconsin (6 goals, 12 assists) vs. Michigan (5 goals, 8 assists), March 26, 1977 (ot)

31, Michigan St. (6 goals, 10 assists) vs. Harvard (5 goals, 10 assists), March 29, 1986

FEWEST POINTS

(Excluding shutouts)

2, Brown vs. Michigan, March 17, 1951 (1 goal, 1 assist)

2, Colorado Col. vs. Michigan, March 15, 1952 (1 goal, 1 assist)

2, Clarkson vs. Michigan Tech, March 17, 1962 (1 goal, 1 assist)

2, Denver vs. Maine, April 10, 2004 (1 goal, 1 assist)

3, Clarkson vs. Michigan St., March 19, 1966 (1 goal, 2 assists)

3, Boston U. vs. Cornell, March 18, 1967 (1 goal, 2 assists)

3, Minnesota vs. Michigan Tech, March 15, 1975 (1 goal, 2 assists)

3, Providence vs. Rensselaer, March 30, 1985 (1 goal, 2 assists)

3, Boston U. vs. Lake Superior St., April 2, 1994 (1 goal, 2 assists)

FEWEST POINTS, BOTH TEAMS

2, Denver (1 goal, 1 assist) vs. Maine, April 10, 2004 (shutout)

7, Rensselaer (2 goals, 2 assists) vs. Providence (1 goal, 2 assists), March 30, 1985

8, Denver (4 goals, 4 assists) vs. North Dakota, March 16, 1968 (shutout)

10, Michigan (4 goals, 4 assists) vs. Colorado Col. (1 goal, 1 assist), March 15, 1952

10, Boston U. (4 goals, 6 assists) vs. Cornell, March 18, 1972 (shutout)

SHOTS ON GOAL

60, Bowling Green vs. Minn. Duluth, March 24, 1984 (5 goals) (4 ot)

52, Michigan vs. Brown, March 17, 1951 (7 goals)

52, St. Lawrence vs. Lake Superior St., April 2, 1988 (3 goals) (ot)

50, Michigan vs. Colorado Col., March 15, 1952 (4 goals)

50, Colorado Col. vs. Michigan, March 12, 1955 (3 goals)

50, Denver vs. St. Lawrence, March 18, 1961 (12 goals)

SHOTS ON GOAL, BOTH TEAMS

96, Bowling Green (60) vs. Minn. Duluth (36), March 24, 1984 (9 goals) (4 ot)

88, Northern Mich. (48) vs. Boston U. (40), March 30, 1991 (15 goals) (3 ot)

87, St. Lawrence (52) vs. Lake Superior St. (35), April 2, 1988 (7 goals) (ot)

87, New Hampshire (48) vs. Maine (39), April 3, 1999 (5 goals) (ot)

84, Michigan Tech (44) vs. Clarkson (40), March 17, 1962 (8 goals)

SHOTS ON GOAL, PERIOD

23, Colorado Col. vs. Michigan, March 12, 1955 (2 goals)

22, Minnesota vs. Rensselaer, March 13, 1954 (2 goals)

22, Michigan Tech vs. Michigan, March 17, 1956 (3 goals)



Denver posted only the third shutout in a championship game with a 1-0 victory against Maine in 2004.

- 21, Michigan vs. Brown, March 17, 1951 (3 goals)
- 20, Denver vs. St. Lawrence, March 18, 1961 (5 goals)
- 20, Michigan St. vs. Clarkson, March 19, 1966 (4 goals)
- 20, North Dakota vs. Northern Mich., March 29, 1980 (1 goal)
- 20, St. Lawrence vs. Lake Superior St., April 2, 1988 (0 goals)

SHOTS ON GOAL, PERIOD, BOTH TEAMS

- 36, Michigan Tech (22) vs. Michigan (14), March 17, 1956 (7 goals)
- 34, Colorado Col. (23) vs. Michigan (11), March 12, 1955 (5 goals)
- 32, Boston U. (16) vs. Cornell (16), March 18, 1967 (2 goals)
- 31, Michigan Tech (16) vs. Clarkson (15), March 17, 1962 (4 goals)
- 30, St. Lawrence (19) vs. Lake Superior St. (11), April 2, 1988 (4 goals)
- 30, New Hampshire (19) vs. Maine (11), April 3, 1999 (2 goals)

FEWEST SHOTS ON GOAL

- 17, Denver vs. North Dakota, March 16, 1963 (5 goals)
- 18, Michigan St. vs. North Dakota, March 28, 1987 (3 goals)
- 19, St. Lawrence vs. Denver, March 18, 1961 (2 goals)
- 19, Clarkson vs. Cornell, March 21, 1970 (4 goals)
- 19, Michigan vs. Colorado Col., March 30, 1996 (3 goals) (ot)

FEWEST SHOTS ON GOAL, BOTH TEAMS

- 41, North Dakota (23) vs. Michigan St. (18), March 28, 1987 (8 goals)
- 42, Colorado Col. (23) vs. Michigan (19), March 30, 1996 (5 goals) (ot)
- 44, Colgate (24) vs. Wisconsin (20), April 1, 1990 (10 goals)
- 44, Denver (20) vs. Maine (24), April 10, 2004 (1 goal)

- 46, Denver (24) vs. North Dakota (22), March 16, 1968 (4 goals)

FEWEST SHOTS ON GOAL, REGULATION PERIOD

- 2, Denver vs. North Dakota, March 16, 1963 (1 goal)
- 2, Michigan St. vs. North Dakota, March 28, 1987 (0 goals)
- 2, Boston U. vs. Lake Superior St., April 2, 1994 (0 goals)
- 3, North Dakota vs. Denver, March 15, 1958 (1 goal)
- 3, North Dakota vs. Denver, March 16, 1968 (0 goals)
- 3, Michigan Tech vs. Minnesota, March 16, 1974 (1 goal)
- 3, Wisconsin vs. Colgate, April 1, 1990 (1 goal)
- 3, Wisconsin vs. Lake Superior St., April 4, 1992 (0 goals)
- 3, Michigan vs. Colorado Col., March 30, 1996 (1 goal)

FEWEST SHOTS ON GOAL, REGULATION PERIOD, BOTH TEAMS

- 8, Colorado Col. (5) vs. Michigan (3), March 30, 1996 (1 goal)
- 10, Denver (7) vs. North Dakota (3), March 15, 1958 (4 goals)
- 10, North Dakota (8) vs. Michigan St. (2), March 28, 1987 (3 goals)
- 10, Denver (4) vs. Maine (6), April 10, 2004 (1 goal)
- 11, Michigan St. (6) vs. North Dakota (5), March 14, 1959 (1 goal)
- 11, North Dakota (9) vs. Denver (2), March 16, 1963 (1 goal)
- 11, Denver (8) vs. North Dakota (3), March 16, 1968 (0 goals)

PENALTIES

- 18, Colgate vs. Wisconsin, April 1, 1990
- 14, Wisconsin vs. Colgate, April 1, 1990
- 14, Wisconsin vs. Lake Superior St., April 4, 1992
- 13, Clarkson vs. Michigan St., March 19, 1966

- 12, Lake Superior St. vs. St. Lawrence, April 2, 1988 (ot)

PENALTIES, BOTH TEAMS

- 32, Colgate (18) vs. Wisconsin (14), April 1, 1990
- 24, Wisconsin (14) vs. Lake Superior St. (10), April 4, 1992
- 21, Lake Superior St. (12) vs. St. Lawrence (9), April 2, 1988 (ot)
- 20, Boston College (10) vs. Boston U. (10), March 25, 1978
- 20, Colorado Col. (10) vs. Michigan (10), March 30, 1996 (ot)

FEWEST PENALTIES

- 1, Michigan Tech vs. Denver, March 19, 1960
- 2, Brown vs. Michigan, March 17, 1951
- 2, Michigan vs. Brown, March 17, 1951
- 2, *Denver vs. Wisconsin, March 17, 1973
- 3, Six times, most recent: Wisconsin vs. Denver, March 17, 1973

FEWEST PENALTIES, BOTH TEAMS

- 4, Brown (2) vs. Michigan (2), March 17, 1951
- 5, Wisconsin (3) vs. *Denver (2), March 17, 1973
- 6, Denver (5) vs. Michigan Tech (1), March 19, 1960
- 7, Dartmouth (4) vs. Boston College (3), March 19, 1949
- 7, Minnesota (4) vs. Rensselaer (3), March 13, 1954 (ot)
- 7, Cornell (4) vs. Boston U. (3), March 18, 1972

LONGEST GAME

- 97:11, Bowling Green (5) vs. Minn. Duluth (4), March 24, 1984 (4 ot)
- 81:57, Northern Mich. (8) vs. Boston U. (7), March 30, 1991 (3 ot)
- 77:51, Michigan (3) vs. Boston College (2), April 4, 1998 (ot)
- 76:58, Minnesota (4) vs. Maine (3), April 6, 2002 (ot)
- 70:50, Maine (3) vs. New Hampshire (2), April 3, 1999 (ot)



NCAA Photos

Colorado College and Wisconsin combined for only 42 shots on goal in the 1996 championship game.

Regional Records

Regional Records..... 20
 Individual, Game 20
 Team, Game 20
All-Regional Teams 23



Regional Records

The following records include game marks set during the East or West regionals (1992-2002). In 2003, the tournament was expanded to 16 teams and therefore Northeast and Midwest Regions were added. An East Regional game is indicated by (ER), a West Regional game by (WR), a Northeast Regional game by (NER), a Midwest Region game by (MWR) and a performance later vacated by (*). Any East, Northeast, Midwest or West regional records not included in the listings are specifically noted below that category.

Individual

GOALS

- 3, Scott Thomas, Clarkson vs. Northern Mich., WR, March 27, 1992
- 3, Scott Beattie, Northern Mich. vs. Clarkson, WR, March 27, 1992
- 3, Paul Constantin, Lake Superior St. vs. Minnesota, WR, March 29, 1992
- 3, Gerald Tallaire, Lake Superior St. vs. Northeastern, WR, March 26, 1994 (ot)
- 3, Kaj Linna, Boston U. vs. Lake Superior St., ER, March 25, 1995
- 3, Dave Barozzino, Mass.-Lowell vs. Michigan St., WR, March 23, 1996
- 3, Steve Kariya, Maine vs. Clarkson, ER, March 27, 1999
- 3, Grant Potulny, Minnesota vs. Mercyhurst, WR, March 28, 2003

MWR Record

2, Four times

NER Record

2, Five times

FASTEST GAME-OPENING GOAL

- :10, Colin Hemingway, New Hampshire vs. St. Cloud St., NER, March 28, 2003
- :13, Matt Koalska, Minnesota vs. Ferris St., WR, March 29, 2003
- :33, Brendan Morrison, Michigan vs. Minnesota, WR, March 23, 1997
- :47, Zach Parise, North Dakota vs. Holy Cross, WR, March 26, 2004
- :49, Mike Bovis, Boston U. vs. Northern Mich., ER, March 27, 1993

MWR Record

:54, Cory McLean, Notre Dame vs. Minnesota, MWR, March 27, 2004



Photo courtesy of University of Notre Dame Sports Information

Notre Dame's Cory McLean set the Midwest Regional record in 2004 by scoring 54 seconds into the game against Minnesota.

FASTEST CONSECUTIVE GOALS

- :41, Jason Botterill, Michigan vs. Minnesota, WR, March 23, 1997
- :59, Brian Rolston, Lake Superior St. vs. Minn. Duluth, WR, March 27, 1993
- 1:02, Scott Beattie, Northern Mich. vs. Clarkson, WR, March 27, 1992
- 1:13, Scott Thomas, Clarkson vs. Northern Mich., WR, March 27, 1992
- 1:39, Tommi Deggerman, Boston U. vs. New Hampshire, ER, March 29, 1998

MWR Record

4:48, Junior Lessard, Minn. Duluth vs. Michigan St., MWR, March 27, 2004

NER Record

18:37, Colin Hemingway, New Hampshire vs. St. Cloud St., NER, March 28, 2003

FASTEST HAT TRICK

- 24:07, Scott Thomas, Clarkson vs. Northern Mich., WR, March 27, 1992
- 26:59, Paul Constantin, Lake Superior St. vs. Minnesota, WR, March 29, 1992
- 28:51, Scott Beattie, Northern Mich. vs. Clarkson, WR, March 27, 1992
- 31:53, Kaj Linna, Boston U. vs. Lake Superior St., ER, March 25, 1995
- 39:02, Steve Kariya, Maine vs. Clarkson, ER, March 27, 1999

ASSISTS

- 5, Gino Guyer, Minnesota vs. Mercyhurst, WR, March 28, 2003
- 4, Mark Beaufait, Northern Mich. vs. Clarkson, WR, March 27, 1992
- 4, Brendan Morrison, Michigan vs. Lake Superior St., WR, March 27, 1994 (ot)
- 4, Jeff Panzer, North Dakota vs. Colorado Col., ER, March 24, 2001
- 3, 20 times, most recent: Tim Pettit, Harvard vs. Boston U., NER, March 28, 2003

MWR Record

2, Four times

POINTS

- 6, Steve Kariya, Maine vs. Clarkson, ER, March 27, 1999 (3 goals, 3 assists)
- 5, Scott Beattie, Northern Mich. vs. Clarkson, WR, March 27, 1992 (3 goals, 2 assists)
- 5, Jim Montgomery, Maine vs. Minnesota, ER, March 27, 1993 (2 goals, 3 assists)
- 5, Gino Guyer, Minnesota vs. Mercyhurst, WR, March 28, 2003 (5 assists)
- 4, 15 times, most recent: Bryan Lundbohm, Jeff Panzer, Ryan Bayda, North Dakota vs. Colorado Col., ER, March 24, 2001

MWR Record

3, Four times

NER Record

3, Four times

PENALTIES

- 5, Christian Sbrocca, Mass.-Lowell vs. Colorado Col., WR, March 24, 1996
- 4, *Chris Nelson, Wisconsin vs. New Hampshire, ER, March 26, 1992
- 4, Joe Frederick, Northern Mich. vs. Michigan, WR, March 29, 1992
- 4, Jamie Spencer, Wisconsin vs. Michigan, WR, March 25, 1995
- 4, Jason Botterill, Michigan vs. Wisconsin, WR, March 25, 1995
- 4, Jamal Mayers, Western Mich. vs. Clarkson, ER, March 22, 1996
- 4, Chris Clark, Clarkson vs. Western Mich., ER, March 22, 1996
- 4, Erik Rasmussen, Minnesota vs. Michigan St., WR, March 22, 1997
- 4, Matt Hendricks, St. Cloud St. vs. New Hampshire, NER, March 28, 2003

MWR Record

3, Two times

SAVES

- 77, Rick DiPietro, Boston U. vs. St. Lawrence, ER, March 26, 2000 (4 ot)
- 72, Derek Gustafson, St. Lawrence vs. Boston U., ER, March 26, 2000 (4 ot)
- 50, Mike Tamburro, Rensselaer vs. Minnesota, WR, March 24, 1995

- 47, Peter Aubry, Mercyhurst vs. Michigan, WR, March 24, 2001
- 47, Andy Franck, Mercyhurst vs. Minnesota, WR, March 28, 2003

MWR Record

40, Morgan Cey, Notre Dame vs. Minnesota, MWR, March 27, 2004

NER Record

42, Al Montoya, Michigan vs. Boston College, NER, March 28, 2004

SHUTOUTS

- Trent Cavicchi, New Hampshire vs. Rensselaer, ER, March 25, 1994 (2-0)
- Jeff Callinan, Minnesota vs. Rensselaer, WR, March 24, 1995 (3-0)
- Jeff Maund, Ohio St. vs. Yale, WR, March 27, 1998 (4-0)
- Jeff Sanger, Colorado Col. vs. Michigan St., WR, March 22, 2002 (2-0)
- Michael Ayers, New Hampshire vs. Boston U., NER, March 29, 2003 (3-0)
- Matti Kaltiainen, Boston College vs. Ohio St., ER, March 29, 2003 (1-0)
- Jordan Parise, North Dakota vs. Holy Cross, WR, March 26, 2004 (3-0)
- Bernd Bruckler, Wisconsin vs. Ohio State, ER, March 26, 2004 (1-0) (ot)
- Adam Berkhoeel, Denver vs. North Dakota, WR, March 27, 2004 (1-0)
- Isaac Reichmuth, Minn. Duluth vs. Michigan State, MWR, March 27, 2004 (5-0)

Team, Game

GOALS

- 9, Denver vs. New Hampshire (2), ER, March 24, 1995
- 9, Minnesota vs. Mercyhurst (2), WR, March 28, 2003
- 8, Northern Mich. vs. Clarkson (4), WR, March 27, 1992
- 8, Lake Superior St. vs. Minnesota (3), WR, March 29, 1992
- 7, Eight times, most recent: Minnesota vs. Ferris St. (4), WR, March 29, 2003

MWR Record

5, Three times

NER Record

6, Boston U. vs. Harvard (4), NER, March 28, 2003

GOALS, BOTH TEAMS

- 13, Michigan (7) vs. Northern Mich. (6), WR, March 29, 1992
- 12, Northern Mich. (8) vs. Clarkson (4), WR, March 27, 1992
- 11, Lake Superior St. (8) vs. Minnesota (3), WR, March 29, 1992
- 11, Lake Superior St. (6) vs. Northeastern (5), WR, March 26, 1994 (ot)
- 11, Denver (9) vs. New Hampshire (2), ER, March 24, 1995
- 11, Michigan (7) vs. Minnesota (4), WR, March 23, 1997
- 11, New Hampshire (7) vs. Wisconsin (4), ER, March 28, 1998
- 11, Boston College (6) vs. Michigan St. (5), WR, March 24, 2000 (ot)
- 11, Minnesota (9) vs. Mercyhurst (2), WR, March 28, 2003
- 11, Minnesota (7) vs. Ferris St. (4), WR, March 29, 2003

MWR Record

8, Michigan (5) vs. Colorado Col. (3), MWR, March 30, 2003

NER Record

10, Boston U. (6) vs. Harvard (4), NER, March 28, 2003

GOALS, PERIOD

- 6, Northern Mich. vs. Clarkson, WR, March 27, 1992 (2nd)
- 5, Harvard vs. New Hampshire, ER, March 26, 1994 (3rd)
- 5, New Hampshire vs. Wisconsin, ER, March 28, 1998 (3rd)

- 5, Maine vs. Michigan, ER, March 26, 2000 (3rd)
- 5, Minnesota vs. Mercyhurst, WR, March 28, 2003 (2nd)

- 5, Minnesota vs. Ferris St., WR, March 29, 2003 (1st)

MWR Record

- 4, Minn. Duluth vs. Michigan St., MWR, March 27, 2004 (2nd)

NER Record

- 3, Boston U. vs. Harvard, NER, March 28, 2003 (3rd)

GOALS, PERIOD, BOTH TEAMS

- 9, Northern Mich. (6) vs. Clarkson (3), WR, March 27, 1992 (2nd)

- 7, Michigan (4) vs. Minnesota (3), WR, March 23, 1997 (2nd)

- 7, Minnesota (5) vs. Ferris St. (2), WR, March 29, 2003 (1st)

- 6, Northern Mich. (4) vs. Michigan (2), WR, March 29, 1992 (2nd)

- 6, Brown (3) vs. Minn. Duluth (3), WR, March 26, 1993 (1st)

- 6, Lake Superior St. (3) vs. Northeastern (3), WR, March 26, 1994 (1st)

- 6, Boston U. (4) vs. Lake Superior St. (2), ER, March 25, 1995 (3rd)

- 6, New Hampshire (5) vs. Wisconsin (1), ER, March 28, 1998 (3rd)

- 6, Maine (5) vs. Michigan (1), ER, March 26, 2000 (3rd)

MWR Record

- 4, Two times

NER Record

- 4, Boston U. (2 and 3) vs. Harvard (2 and 1), NER, March 28, 2003 (1st and 3rd)

GOALS, LOSING TEAM

- 6, Northern Mich. vs. Michigan (7), WR, March 29, 1992

- 5, Northeastern vs. Lake Superior St. (6), WR, March 26, 1994 (ot)

- 5, Michigan St. vs. Boston College (6), WR, March 24, 2000 (ot)

- 4, 10 times, most recent: Ferris St. vs. Minnesota (7), WR, March 29, 2003

MWR Record

- 3, Colorado Col. vs. Michigan (5), MWR, March 30, 2003

NER Record

- 4, Harvard vs. Boston U. (6), NER, March 28, 2003

FEWEST GOALS

- 0, Rensselaer vs. New Hampshire (2), ER, March 25, 1994

- 0, Rensselaer vs. Minnesota (3), WR, March 24, 1995
- 0, Yale vs. Ohio St. (4), WR, March 27, 1998

- 0, Colorado Col. vs. Michigan St. (2), WR, March 22, 2002

- 0, Boston U. vs. New Hampshire (3), NER, March 29, 2003

- 0, Ohio St. vs. Boston College (1), ER, March 29, 2003

- 0, Holy Cross vs. North Dakota (3), WR, March 26, 2004

- 0, Ohio State vs. Wisconsin (1), ER, March 26, 2004 (ot)

- 0, North Dakota vs. Denver (1), WR, March 27, 2004
- 0, Michigan St. vs. Minn. Duluth (5), MWR, March 27, 2004

FEWEST GOALS, BOTH TEAMS

- 1, Boston College (1) vs. Ohio St. (0), ER, March 29, 2003

- 1, Wisconsin (1) vs. Ohio St. (0), ER, March 26, 2004 (ot)

- 1, Denver (1) vs. North Dakota (0), WR, March 27, 2004

- 2, New Hampshire (2) vs. Rensselaer (0), ER, March 25, 1994

- 2, Colorado Col. (2) vs. Michigan St. (0), WR, March 22, 2002

NER Record

- 3, New Hampshire (3) vs. Boston U. (0), NER, March 30, 2003

MWR Record

- 3, Michigan (2) vs. Maine (1), MWR, March 29, 2003

FASTEST CONSECUTIVE GOALS

- :06, Michigan (Scott Matzka and Mike Cammalleri) vs. Mercyhurst, WR, March 24, 2001

- :11, Colorado Col. (Cam Kryway and Justin Morrison) vs. St. Lawrence, WR, March 27, 1999

- :15, Northeastern (Tom O'Connor and Jordan Shields) vs. Lake Superior St., WR, March 26, 1994

- :18, Lake Superior St. (Wayne Strachan and Gerald Tallaire) vs. Northeastern, WR, March 26, 1994

- :21, Lake Superior St. (Paul Constantin and John Hendry) vs. Minnesota, WR, March 29, 1992

ER record

- :32, Clarkson (Jordan Grant and Todd White) vs. Colorado Col., March 22, 1997

MWR Record

- 2:32, Colorado Col. (Brett Sterling and Peter Sejna) vs. Michigan, MWR, March 30, 2003

NER Record

- 1:18, Boston U. (Mark Mullen and Bryan Miller) vs. Harvard, NER, March 28, 2003

FASTEST CONSECUTIVE GOALS, OPPOSING TEAMS

- :09, Clarkson (Scott Thomas), then Northern Mich. (Scott Beattie), WR, March 27, 1992

- :12, Wisconsin (Matt Hussey), then Michigan St. (John Nail), WR, March 25, 2001

- :18, Lake Superior St. (Keith Aldridge), then Boston U. (Kaj Linna), ER, March 25, 1995

- :20, Wisconsin (Erik Raygor), then Michigan (Robb Gordon), WR, March 25, 1995

- :22, Michigan (David Oliver), then Northern Mich. (Scott Beattie), WR, March 29, 1992

- :22, Northeastern (Jean Francois Aube), then Lake Superior St. (Clayton Beddoes), WR, March 26, 1994

MWR Record

- :40, Wayne St. (Mich.) (Keith Stanich), then Colorado Col. (James Laux), MWR, March 29, 2003

NER Record

- :28, Boston U. (Brian Collins), then Harvard (Brendan Bernakevitch), NER, March 28, 2003

WINNING MARGIN

- 7, Denver (9) vs. New Hampshire (2), ER, March 24, 1995

- 7, Minnesota (9) vs. Mercyhurst (2), WR, March 28, 2003

- 6, Harvard (7) vs. New Hampshire (1), ER, March 26, 1994

- 5, Lake Superior St. (8) vs. Minnesota (3), WR, March 29, 1992

- 5, Clarkson (6) vs. Western Mich. (1), ER, March 22, 1996

- 5, Boston College (6) vs. Colorado Col. (1), ER, March 29, 1998

- 5, Maine (7) vs. Clarkson (2), ER, March 27, 1999
- 5, Cornell (6) vs. Quinnipiac (1), ER, March 23, 2002

- 5, Minn. Duluth (5) vs. Michigan St. (0), MWR, March 27, 2004

NER Record

- 3, Four times, NER

LARGEST MARGIN OVERCOME TO WIN

- 3, Michigan vs. Northern Mich., WR, March 29, 1992 (trailed 6-3; won 7-6)

- 3, Michigan vs. Denver, ER, March 26, 1999 (trailed 3-0; won 5-3)

- 3, Maine vs. Harvard, ER, March 26, 2004 (trailed 3-0, won 5-4)
- 2, Northern Mich. vs. Clarkson, WR, March 27, 1992 (trailed 4-2; won 8-4)

- 2, Wisconsin vs. Michigan St., WR, March 24, 1995 (trailed 3-1; won 5-3)

- 2, New Hampshire vs. Wisconsin, ER, March 28, 1998 (trailed 3-1; won 7-4)

- 2, Ohio St. vs. Michigan St., WR, March 28, 1998 (trailed 2-0; won 4-3, ot)

- 2, Michigan vs. North Dakota, WR, March 28, 1998 (trailed 2-0; won 4-3)

- 2, Boston College vs. Michigan St., WR, March 24, 2000 (trailed 2-0; won 6-5, ot)

- 2, Minnesota vs. Notre Dame, MWR, March 27, 2004 (trailed 2-0, won 5-2)

NER Record

- 1, Twice

ASSISTS

- 13, Northern Mich. vs. Clarkson, WR, March 27, 1992 (8 goals)

- 13, Lake Superior St. vs. Alas. Anchorage, WR, March 27, 1992 (7 goals)

- 13, New Hampshire vs. Wisconsin, ER, March 28, 1998 (7 goals)

- 13, Minnesota vs. Mercyhurst, WR, March 28, 2003 (9 goals)

- 12, Michigan vs. Northern Mich., WR, March 29, 1992 (7 goals)

- 12, Wisconsin vs. Western Mich., ER, March 25, 1994 (6 goals)

MWR Record

- 9, Minn. Duluth vs. Michigan St., MWR, March 27, 2004 (5 goals)

NER Record

- 9, New Hampshire vs. St. Cloud St., NER, March 28, 2003 (5 goals)

ASSISTS, BOTH TEAMS

- 21, Michigan (12) vs. Northern Mich. (9), WR, March 29, 1992 (13 goals)

- 20, Northern Mich. (13) vs. Clarkson (7), WR, March 27, 1992 (12 goals)

- 18, Lake Superior St. (13) vs. Alas. Anchorage (5), WR, March 27, 1992 (10 goals)

- 18, New Hampshire (13) vs. Wisconsin (5), ER, March 28, 1998 (11 goals)

- 17, Boston College (10) vs. Michigan St. (7), WR, March 24, 2000 (ot)

MWR Record

- 11, Colorado Col. (7) vs. Wayne St. (Mich.) (4), MWR, March 29, 2003

NER Record

- 13, Boston U. (7) vs. Harvard (6), NER, March 28, 2003 (10 goals)

FEWEST ASSISTS (Excluding shutouts)

- 0, New Hampshire vs. Harvard, ER, March 26, 1994 (1 goal)

- 0, Michigan vs. New Hampshire, ER, March 27, 1999 (1 goal) (ot)

- 0, Quinnipiac vs. Cornell, ER, March 23, 2002 (1 goal)

- 0, Cornell vs. Boston College, ER, March 30, 2003 (2 goals)

- 0, Maine vs. Wisconsin, ER, March 27, 2004 (2 goals) (ot)

MWR Record

- 2, Three times

FEWEST ASSISTS, BOTH TEAMS

- 1, Boston College (1) vs. Ohio St. (0), ER, March 29, 2003 (1 goal)

- 2, Cornell (0) vs. Boston College (2), ER, March 30, 2003 (3 goals)

- 2, Wisconsin (2) vs. Ohio St. (0), ER, March 26, 2004 (1 goal) (ot)

- 2, Denver (2) vs. North Dakota (0), WR, March 27, 2004 (1 goal)

- 2, Maine (0) vs. Wisconsin (2), ER, March 27, 2004 (3 goals) (ot)

MWR Record

- 4, Minn. Duluth (2) vs. Minnesota (2), MWR, March 28, 2004 (4 goals)

NER Record

- 4, New Hampshire (4) vs. Boston U. (0), NER, March 29, 2003

POINTS

- 22, Minnesota vs. Mercyhurst, WR, March 28, 2003 (9 goals, 13 assists)



Vermont's Martin St. Louis was named the East Regional MVP in 1996 and was the NHL MVP for the Tampa Bay Lightning in 2004.

- 21, Northern Mich. vs. Clarkson, WR, March 27, 1992 (8 goals, 13 assists)
- 20, Lake Superior St. vs. Alas. Anchorage, WR, March 27, 1992 (7 goals, 13 assists)
- 20, Denver vs. New Hampshire, ER, March 24, 1995 (9 goals, 11 assists)
- 20, New Hampshire vs. Wisconsin, ER, March 28, 1998 (7 goals, 13 assists)

MWR Record

- 14, Minn. Duluth vs. Michigan St., MWR, March 27, 2004 (5 goals, 9 assists)

NER Record

- 13, Boston U. vs. Harvard, NER, March 28, 2003 (6 goals, 7 assists)

POINTS, BOTH TEAMS

- 34, Michigan (7 goals, 12 assists) vs. Northern Mich. (6 goals, 9 assists), WR, March 29, 1992
- 32, Northern Mich. (8 goals, 13 assists) vs. Clarkson (4 goals, 7 assists), WR, March 27, 1992
- 29, New Hampshire (7 goals, 13 assists) vs. Wisconsin (4 goals, 5 assists), ER, March 28, 1998
- 28, Lake Superior St. (7 goals, 13 assists) vs. Alas. Anchorage (3 goals, 5 assists), WR, March 27, 1992
- 28, Boston College (6 goals, 10 assists) vs. Michigan St. (5 goals, 7 assists), WR, March 24, 2000 (ot)

MWR Record

- 18, Michigan (5 goals, 5 assists) vs. Colorado Col. (3 goals, 5 assists), MWR, March 30, 2003

NER Record

- 23, Boston U. (6 goals, 7 assists) vs. Harvard (4 goals, 6 assists), NER, March 28, 2003

FEWEST POINTS

(Excluding shutouts)

- 1, New Hampshire vs. Harvard, ER, March 26, 1994 (1 goal)
- 1, Michigan vs. New Hampshire, ER, March 27, 1999 (1 goal)
- 1, Quinnipiac vs. Cornell, ER, March 23, 2002 (1 goal)

FEWEST POINTS, BOTH TEAMS

- 2, Boston College (1 goal, 1 assist) vs. Ohio St., ER, March 29, 2003 (shutout)
- 3, Denver (1 goal, 2 assists) vs. North Dakota, WR, March 27, 2004 (shutout)
- 3, Wisconsin (1 goal, 2 assists) vs. Ohio St., ER, March 26, 2004 (shutout) (ot)

- 5, Colorado Col. (2 goals, 3 assists) vs. Michigan St., WR, March 22, 2002 (shutout)
- 5, Cornell (2 goals) vs. Boston College (1 goal, 2 assists), ER, March 30, 2003 (ot)
- 5, Maine (2 goals) vs. Wisconsin (1 goal, 2 assists), ER, March 27, 2004 (ot)

MWR Record

- 8, Two times

SHOTS ON GOAL

- 80, St. Lawrence vs. Boston U., ER, March 26, 2000 (3 goals) (4 ot)
- 74, Boston U. vs. St. Lawrence, ER, March 26, 2000 (2 goals) (4 ot)
- 56, Minnesota vs. Mercyhurst, WR, March 28, 2003 (9 goals)
- 53, Minnesota vs. Rensselaer, WR, March 24, 1995 (3 goals)
- 51, Michigan vs. Mercyhurst, WR, March 24, 2001 (4 goals)

MWR Record

- 45, Minnesota vs. Notre Dame, MWR, March 27, 2004 (5 goals)

NER Record

- 45, Boston College vs. Michigan, NER, March 28, 2004 (3 goals)

SHOTS ON GOAL, BOTH TEAMS

- 154, St. Lawrence (80) vs. Boston U. (74), ER, March 26, 2000 (5 goals) (4 ot)
- 86, Maine (46) vs. Harvard (40), ER, March 26, 2004 (9 goals)
- 83, Minnesota (47) vs. Mass.-Lowell (36), WR, March 27, 1994 (3 goals) (2 ot)
- 83, Minnesota (44) vs. Maine (39), ER, March 23, 2001 (9 goals) (ot)
- 81, Colorado Col. (49) vs. St. Lawrence (32), ER, March 23, 2001 (5 goals) (2 ot)

MWR Record

- 67, Minnesota (45) vs. Notre Dame (22), MWR, March 27, 2004 (7 goals)

NER Record

- 69, Harvard (38) vs. Boston U. (31), NER, March 28, 2003 (10 goals)

SHOTS ON GOAL, PERIOD

- 27, Minnesota vs. Mercyhurst, WR, March 28, 2003 (2nd)
- 25, Minnesota vs. Ferris St., WR, March 29, 2003 (1st)
- 22, Minnesota vs. Rensselaer, WR, March 24, 1995
- 21, Michigan vs. Mercyhurst, WR, March 24, 2001
- 21, Minnesota vs. Notre Dame, MWR, March 27, 2004 (2nd)
- 20, Maine vs. Michigan St., ER, March 28, 1992
- 20, Boston U. vs. Clarkson, ER, March 23, 1996

NER Record

- 19, St. Cloud St. vs. New Hampshire, NER, March 28, 2003 (3rd)

SHOTS ON GOAL, PERIOD, BOTH TEAMS

- 35, Minnesota (27) vs. Mercyhurst (8), WR, March 28, 2003 (2nd)
- 33, Maine (17) vs. Harvard (16), ER, March 26, 2004 (2nd)
- 32, Michigan (20) vs. Lake Superior St. (12), WR, March 27, 1994
- 32, Niagara (17) vs. North Dakota (15), WR, March 25, 2000
- 32, North Dakota (20) vs. Holy Cross (12), WR, March 26, 2004
- 32, Maine (15) vs. Harvard (17), ER, March 26, 2004 (1st)

MWR Record

- 28, Minnesota (21) vs. Notre Dame (7), MWR, March 27, 2004 (2nd)

NER Record

- 29, Boston College (15) vs. Niagara (14), NER, March 27, 2004 (2nd)

FEWEST SHOTS ON GOAL

- 14, Wisconsin vs. Boston U., ER, March 26, 1994 (1 goal)
- 14, Quinnipiac vs. Cornell, ER, March 23, 2002 (1 goal)
- 17, New Hampshire vs. Harvard, ER, March 26, 1994 (1 goal)

- 17, Denver vs. North Dakota, WR, March 27, 2004 (1 goal)
- 17, Michigan vs. Boston College, NER, March 28, 2004 (2 goals) (ot)

MWR Record

- 20, Minn. Duluth vs. Minnesota, MWR, March 28, 2004 (3 goals)

FEWEST SHOTS ON GOAL, BOTH TEAMS

- 42, Minnesota (22) vs. Michigan (20), WR, March 24, 1996 (7 goals)
- 42, Michigan (24) vs. Denver (18), ER, March 26, 1999 (8 goals)
- 42, Cornell (18) vs. New Hampshire (24), ER, March 24, 2002 (7 goals)
- 43, Minnesota (23) vs. Minn. Duluth (20), MWR, March 28, 2004 (4 goals)
- 44, Mass.-Lowell (22) vs. Michigan St. (22), WR, March 26, 1994 (7 goals)

NER Record

- 54, Boston U. (27) and New Hampshire (27), NER, March 29, 2003 (3 goals)

FEWEST SHOTS ON GOAL, REGULATION PERIOD

- 0, Northern Mich. vs. Harvard, ER, March 26, 1993 (0 goals)
- 1, Michigan vs. Denver, ER, March 26, 1999 (0 goals)
- 1, Denver vs. Michigan, ER, March 26, 1999 (0 goals)
- 2, Wisconsin vs. Boston U., ER, March 26, 1994 (0 goals)
- 2, Mass.-Lowell vs. Minnesota, WR, March 27, 1994 (0 goals)
- 2, Minnesota vs. Michigan, WR, March 24, 1996 (1 goal)
- 2, Colorado Col. vs. Boston College, ER, March 29, 1998 (0 goals)
- 2, New Hampshire vs. Michigan, NER, March 27, 2004 (0 goals)

MWR Record

- 3, Michigan St. vs. Minn. Duluth, MWR, March 27, 2004 (0 goals)

FEWEST SHOTS ON GOAL, REGULATION PERIOD, BOTH TEAMS

- 6, Harvard (6) vs. Northern Mich. (0), ER, March 26, 1993 (0 goals)
- 8, Cornell (4) vs. Miami (Ohio) (4), WR, March 22, 1997 (2 goals)
- 9, Cornell (5) vs. New Hampshire (4), ER, March 24, 2002 (0 goals)
- 9, Ohio St. (6) vs. Wisconsin (3), ER, March 26, 2004 (0 goals)
- 10, New Hampshire (5) vs. Rensselaer (5), ER, March 25, 1994 (0 goals)
- 10, Minn. Duluth (5) vs. Minnesota (5), MWR, March 28, 2004 (0 goals)

NER Record

- 12, Boston U. (6) and New Hampshire (6), NER, March 29, 2004 (2nd)

PENALTIES

- 19, Clarkson vs. Western Mich., ER, March 22, 1996
- 18, Wisconsin vs. Michigan St., WR, March 25, 2001
- 17, Western Mich. vs. Clarkson, ER, March 22, 1996
- 16, Wisconsin vs. Michigan, WR, March 25, 1995
- 15, Lake Superior St. vs. Alas. Anchorage, WR, March 27, 1992
- 15, Wisconsin vs. Western Mich., ER, March 25, 1994
- 15, Wisconsin vs. Boston U., ER, March 26, 1994
- 15, Michigan vs. Wisconsin, WR, March 25, 1995

MWR Record

- 12, Colorado Col. vs. Wayne St. (Mich.), March 29, 2003

NER Record

- 11, St. Cloud St. vs. New Hampshire, NER, March 28, 2003

PENALTIES, BOTH TEAMS

- 36, Clarkson (19) vs. Western Mich. (17), ER, March 22, 1996
- 32, Wisconsin (18) vs. Michigan St. (14), WR, March 25, 2001
- 31, Wisconsin (16) vs. Michigan (15), WR, March 25, 1995
- 27, Michigan St. (14) vs. Minnesota (13), WR, March 22, 1997
- 26, Lake Superior St. (15) vs. Alas. Anchorage (11), WR, March 27, 1992

26, Wisconsin (15) vs. Western Mich. (11), ER, March 25, 1994

26, Wisconsin (15) vs. Boston U. (11), ER, March 26, 1994

MWR Record

20, Colorado Col. (12) vs. Wayne St. (Mich.) (8), March 29, 2003

NER Record

19, St. Cloud St. (11) vs. New Hampshire (8), NER, March 28, 2003

FEWEST PENALTIES

0, Miami (Ohio) vs. Cornell, WR, March 22, 1997

1, Michigan vs. New Hampshire, ER, March 27, 1999 (ot)

1, New Hampshire vs. Michigan, ER, March 27, 1999 (ot)

2, Clarkson vs. Minnesota, ER, March 26, 1993

2, Michigan St. vs. Mass.-Lowell, WR, March 23, 1996

MWR Record

4, Three times

NER Record

3, Boston College vs. Michigan, NER, March 28, 2004 (ot)

FEWEST PENALTIES, BOTH TEAMS

2, Cornell (2) vs. Miami (Ohio) (0), WR, March 22, 1997

2, Michigan (1) vs. New Hampshire (1), ER, March 27, 1999 (ot)

5, Minnesota (3) vs. Clarkson (2), ER, March 26, 1993

6, Miami (Ohio) (3) vs. Wisconsin (3), WR, March 26, 1993

6, Colorado Col. (3) vs. North Dakota (3), ER, March 24, 2001

6, Denver (3) vs. North Dakota (3), WR, March 27, 2004

MWR Record

8, Minn. Duluth (4) vs. Minnesota (4), MWR, March 28, 2004

NER Record

7, Boston College (4) vs. Michigan (3), NER, March 28, 2004 (ot)

LONGEST GAME

123:53, St. Lawrence (3) vs. Boston U. (2), ER, March 26, 2000 (4 ot)

89:29, Minnesota (2) vs. Mass.-Lowell (1), WR, March 27, 1994 (2 ot)

83:30, Colorado Col. (3) vs. St. Lawrence (2), ER, March 23, 2001 (2 ot)

82:43, Northern Mich. (3) vs. Harvard (2), ER, March 26, 1993, (2 ot)

81:09, Cornell (2) vs. Boston College (1), ER, March 30, 2003 (2 ot)

NER Record

70:08, Boston College (3) vs. Michigan (2), NER, March 28, 2004 (ot)

All-Regional Teams

(1994-2004)

East Regional

1994

No team named

1995

G—Blair Allison, Maine

D—Chris Imes, Maine

D—Kaj Linna, Boston U.

F—Tim Lovell, Maine *

F—Sean Tallaire, Lake Superior St.

F—Steve Thornton, Boston U.

1996

G—Tim Thomas, Vermont

D—Keith Aldridge, Lake Superior St.

D—Chris O'Sullivan, Boston U.

F—Chris Drury, Boston U.

F—Eric Perrin, Vermont

F—Martin St. Louis, Vermont *

1997

G—Jim Mullin, Denver *

D—Eric Rud, Colorado Col.

D—Scott Swanson, Colorado Col.

F—Shawn Bates, Boston U.

F—Albie O'Connell, Boston U.

F—Brian Swanson, Colorado Col.

1998

G—Sean Matile, New Hampshire

D—Jayme Filipowicz, New Hampshire

D—Mike Mottau, Boston College

F—Chris Drury, Boston U.

F—Mark Mowers, New Hampshire *

F—Marty Reasoner, Boston College

1999

G—Josh Blackburn, Michigan

D—Bubba Berenzweig, Michigan

D—David Cullen, Maine

D—Darren Haydar, New Hampshire

F—Steve Kariya, Maine *

F—Mike Souza, New Hampshire

2000

G—Rick DiPietro, Boston U.

G—Derek Gustafson, St. Lawrence *

D—Chris Dymont, Boston U.

D—Justin Harney, St. Lawrence

F—Mike Comrie, Michigan

F—Ben Guite, Maine

F—Andy McDonald, Colgate

2001

G—Scott Clemmensen, Boston College

D—Bobby Allen, Boston College

D—Doug Janik, Maine

F—Michael Schutte, Maine

F—Bryan Lundbohm, North Dakota

F—Jeff Panzer, North Dakota*

2002

G—Matt Yeats, Maine

D—Doug Murray, Cornell

D—Peter Metcalf, Maine

F—David Klema, Boston U.

F—Lucas Lawson, Maine

F—COLIN Hemingway, New Hampshire

(no MOP was named)

2003

G—Matti Kaltainen, Boston College

D—Doug Murray, Cornell

D—J.D. Forrest, Boston College

F—Mike Knoepfli, Cornell

F—Matt McRae, Cornell*

F—Tony Voce, Boston College

2004

G—Bernd Bruckler, Wisconsin*

D—Prestin Ryan, Maine

D—Dan Boeser, Wisconsin

F—Mike Hamilton, Maine

F—Colin Shields, Maine

F—Michael Leveille, Maine

* Most Outstanding Player.

Northeast Regional

2003

G—Michael Ayers, New Hampshire*

D—Garrett Stafford, New Hampshire

D—Bryan Miller, Boston U.

F—Colin Hemingway, New Hampshire

F—Preston Callander, New Hampshire

F—Dominic Moore, Harvard

2004

G—Al Montoya, Michigan

D—Andy Burnes, Michigan

D—Andrew Alberts, Boston College

F—Ryan Shannon, Boston College

F—Brandon Kaleniecki, Michigan

F—Patrick Eaves, Boston College*

* Most Outstanding Player.

Midwest Regional

2003

G—Al Montoya, Michigan*

D—Tom Preissing, Colorado Col.

D—Andy Burnes, Michigan

F—Brett Sterling, Colorado Col

F—Eric Nystrom, Michigan

F—Jed Ortmeier, Michigan

2004

G—Isaac Reichmuth, Minn. Duluth*

D—Chris Harrington, Minnesota

D—Keith Ballard, Minnesota

F—Aaron Gill, Notre Dame

F—Evan Schwabe, Minn. Duluth

F—Junior Lessard, Minn. Duluth

* Most Outstanding Player.

West Regional

1994

G—Dwayne Roloson, Mass.-Lowell

D—Keith Aldridge, Lake Superior St.

D—Chris McAlpine, Minnesota

F—Greg Bullock, Mass.-Lowell

F—Mike Stone, Michigan

F—Gerald Tallaire, Lake Superior St. *

1995

G—Kirk Daubenspeck, Wisconsin

D—Brian Rafalski, Wisconsin

D—Dan Trebil, Minnesota

F—Nick Checco, Minnesota

F—Mike Knuble, Michigan *

F—Mike Strobel, Wisconsin

1996

G—Martin Fillion, Mass.-Lowell

D—Dave Barozzino, Mass.-Lowell

D—Scott Swanson, Colorado Col.

F—Brendan Concannon, Mass.-Lowell

F—Brendan Morrison, Michigan

F—Bill Muckalt, Michigan *

1997

G—Jason Elliott, Cornell

D—Mike Crowley, Minnesota

D—Blake Sloan, Michigan

F—Jason Botterill, Michigan *

F—Casey Hankinson, Minnesota

F—Brendan Morrison, Michigan

1998

G—Jeff Maund, Ohio St. *

D—Andre Signoretto, Ohio St.

D—Mike Van Ryn, Michigan

F—Todd Compeau, Ohio St.

F—Matt Herr, Michigan

F—Mark Kosick, Michigan

1999

G—Scott Clemmensen, Boston College *

D—Bobby Allen, Boston College

D—Dan Peters, Colorado Col.

F—Bryan Adams, Michigan St.

F—Adam Hall, Michigan St.

F—Brian Gionta, Boston College

2000

G—Greg Gardner, Niagara

D—Mike Commodore, North Dakota

D—Mike Mottau, Boston College

F—Blake Bellefeuille, Boston College *

F—Jeff Farkas, Boston College

F—Jeff Panzer, North Dakota

2001

G—Peter Aubry, Mercyhurst

D—Jon Insana, Michigan St.

D—Andrew Hutchinson, Michigan St.

F—Sean Patchell, Michigan St.

F—Mike Cammalleri, Michigan*

F—Dany Heatley, Wisconsin

2002

G—Josh Blackburn, Michigan

D—Mike Komisarek, Michigan

D—Jordan Leopold, Minnesota

F—Chris Paradise, Denver
F—Jed Ortmeyer, Michigan
F—John Pohl, Minnesota*

2003

G—Mike Brown, Ferris St.
D—Matt DeMarchi, Minnesota
D—Keith Ballard, Minnesota
F—Chris Kunitz, Ferris St.
F—Grant Potulny, Minnesota
F—Thomas Vanek, Minnesota*

2004

G—Adam Berkhoe, Denver*
D—Matt Laatsch, Denver
D—Ryan Caldwell, Denver
F—Max Bull, Denver
F—Zach Parise, North Dakota
F—Brandon Bochenski, North Dakota

**Most Outstanding Player.*

Tournament Records

Tournament Facts	26
Tournament Records	26
Individual, Game	26
Individual, Year	27
Individual, Career	28
Team, Game	28
Team, Year	31



Tournament Facts

**Does not include vacated years.*

TOURNAMENT APPEARANCES

- 28, Minnesota, 1953-2004
- 27, Boston U., 1950-2003
- 27, Michigan, 1948-2004
- 24, Boston College, 1948-2004
- 23, Michigan St., 1959-2004
- 19, *Wisconsin, 1970-2004
- 19, Harvard, 1955-2004
- 19, North Dakota, 1958-2004
- 18, Clarkson, 1957-99
- 16, Colorado Col., 1948-2003
- 16, *Denver, 1958-2004

CONSECUTIVE TOURNAMENT APPEARANCES

- 14, Michigan, 1991-2004
- 13, Minnesota, 1985-97
- 10, Michigan, 1948-57
- 9, Michigan St., 1982-90
- 9, Lake Superior St., 1988-96
- 9, Boston U., 1990-98
- 9, Michigan St., 1994-2002
- 7, Maine, 1987-93

CURRENT CONSECUTIVE TOURNAMENT APPEARANCES

- 14, Michigan, 1991-2004
- 6, Maine, 1999-2004
- 4, Minnesota, 2001-04
- 3, Harvard, 2002-04
- 3, New Hampshire, 2002-04

TOURNAMENT WINS

- 47, Minnesota, 1953-2004
- 43, Michigan, 1948-2004
- 33, Boston U., 1950-2003
- 31, North Dakota, 1958-2004
- 29, *Wisconsin, 1970-2004
- 26, Boston College, 1948-2004
- 26, Maine, 1987-2004
- 24, Michigan St., 1959-2002
- 21, *Denver, 1958-2004
- 20, Lake Superior St., 1985-96

TOURNAMENT WINNING PERCENTAGE (Min. 15 games)

- .689, North Dakota, 1958-2004 (31-14)
- .683, Michigan, 1948-2004 (43-20)
- .641, Lake Superior St., 1985-96 (20-11-1)
- .625, *Wisconsin, 1970-2004 (29-17-2)
- .619, Maine, 1987-2004 (26-16)

- .618, Minnesota, 1953-2004 (47-29)
- .618, *Denver, 1958-2004 (21-13)
- .591, Michigan Tech, 1956-81 (13-9)
- .532, Boston U., 1950-2003 (33-29)
- .526, Northern Mich., 1980-99 (10-9)

NCAA CHAMPIONSHIPS

- 9, Michigan
- 7, North Dakota
- 6, Denver
- 5, Minnesota
- 5, Wisconsin
- 4, Boston U.
- 3, Michigan Tech
- 3, Lake Superior St.
- 2, Colorado Col.
- 2, Cornell
- 2, Rensselaer
- 2, Michigan St.
- 2, Maine
- 2, Boston College

Tournament Records

The following records include game, year and career marks set during any round of the NCAA tournament, including the firstround (1977-80, 1988-91), quarterfinals (1981-91), East or West regionals (1992-2004), Northeast or Midwest Regionals (2004) and Frozen Four (1948-2004). A first-round game is indicated by (FR), a quarterfinal game by (QF), an East Regional game by (ER), a West Regional game by (WR), a Northeast Regional game by (NER), a Midwest Regional game by (MWR), a national semifinal game by (NSF), a national third-place game by (N3d), a national championship game by (CH) and a performance later vacated by (*).

Individual, Game

GOALS

- 5, Carl Lawrence, Colorado Col. vs. Boston College, NSF, March 16, 1950
- 5, Gil Burford, Michigan vs. Boston College, N3d, March 18, 1950
- 4, Joe Riley, Dartmouth vs. Colorado Col., NSF, March 18, 1948
- 4, Chris Ray, Colorado Col. vs. Boston U., CH, March 18, 1950

- 4, Abbie Moore, Rensselaer vs. Boston U., N3d, March 14, 1953
- 4, Dick Dougherty, Minnesota vs. Boston College, NSF, March 11, 1954
- 4, Ron Stenlund, Michigan Tech vs. Boston College, NSF, March 15, 1956
- 4, Bob McCusker, Colorado Col. vs. Michigan, CH, March 16, 1957
- 4, Bob Van Lammers, Clarkson vs. Harvard, N3d, March 15, 1958
- 4, Murray Heatley, Wisconsin vs. Michigan Tech, N3d, March 21, 1970
- 4, Dave Westner, Cornell vs. Denver, NSF, March 17, 1972
- 4, Doug Smail, North Dakota vs. Northern Mich., CH, March 29, 1980
- 4, Lee Davidson, North Dakota vs. Boston U., FR, March 16, 1990

FASTEST GAME-OPENING GOAL

- :06, David Emma, Boston College vs. Minnesota, QF, March 25, 1990
- :07, Al Karlander, Michigan Tech vs. Cornell, NSF, March 14, 1969
- :09, Mark Ziliotto, Merrimack vs. Northeastern, FR, March 18, 1988
- :10, Marty McInnis, Boston College vs. Bowling Green, FR, March 18, 1989
- :10, Colin Hemingway, New Hampshire vs. St. Cloud St., NER, March 28, 2003
- :11, Mike Casselman, Clarkson vs. Lake Superior St., QF, March 23, 1991
- :16, Kevin Scott, Northern Mich. vs. Providence, FR, March 18, 1989
- :16, Lee Davidson, North Dakota vs. Boston U., FR, March 16, 1990
- :18, Gil Burford, Michigan vs. Dartmouth, NSF, March 17, 1949
- :18, Paul Ranheim, Wisconsin vs. Mass.-Lowell, FR, March 19, 1988

FASTEST CONSECUTIVE GOALS

- :13, Bert Dunn, Michigan vs. Boston U., NSF, March 13, 1953
- :16, Dave Gauthier, Harvard vs. Minnesota, NSF, March 13, 1975
- :20, Ron Zuke, Michigan Tech vs. Northern Mich., N3d, March 28, 1981
- :21, Gordie Peterkin, Rensselaer vs. Michigan, NSF, March 12, 1954
- :27, Mark Baron, Minn. Duluth vs. Rensselaer, NSF, March 29, 1985
- :41, Jason Botterill, Michigan vs. Minnesota, WR, March 23, 1997
- :42, Kevin Carr, Harvard vs. Boston U., N3d, March 16, 1974
- :43, Corey Millen, Minnesota vs. New Hampshire, QF, March 18, 1983
- :44, Bob Reardon, Boston College vs. Denver, NSF, March 15, 1973

FASTEST HAT TRICK

- 4:20, Warren Miller, Minnesota vs. Harvard, NSF, March 13, 1975
- 4:35, Jim Montgomery, Maine vs. Lake Superior St., CH, April 3, 1993
- 4:52, Gil Burford, Michigan vs. Boston College, N3d, March 18, 1950
- 5:35, Jon Anderson, Minnesota vs. Maine, NSF, March 31, 1989
- 7:14, Dan Lodboa, Cornell vs. Clarkson, CH, March 21, 1970
- 8:23, Scott Beattie, Northern Mich. vs. Boston U., CH, March 30, 1991
- 9:25, Joe Riley, Dartmouth vs. Colorado Col., NSF, March 18, 1948
- 9:53, Kip Miller, Michigan St. vs. Minnesota, QF, March 26, 1988
- 10:34, Warren Lewis, Boston College vs. Michigan, N3d, March 18, 1950
- 11:13, Chris Ray, Colorado Col. vs. Boston U., CH, March 18, 1950

ASSISTS

- 5, Bob Poffenroth, Wisconsin vs. Michigan Tech, N3d, March 21, 1970
- 5, Kevin Miller, Michigan St. vs. Boston College, QF, March 22, 1986
- 5, Gino Guyer, Minnesota vs. Mercyhurst, WR, March 28, 2003
- 4, Many times, most recent: Gerald Tallaire, Lake Superior St. vs. Boston U., CH, April 2, 1994



NCAA Photos

Michigan has played in the past 14 straight NCAA championships, the longest streak in tournament history.

POINTS

- 7, John Mayasich, Minnesota vs. Boston College, NSF, March 11, 1954 (3 goals, 4 assists)
 6, Wally Gacek, Michigan vs. Dartmouth, CH, March 20, 1948 (3 goals, 3 assists)
 6, Gil Burford, Michigan vs. Colorado Col., N3d, March 19, 1949 (2 goals, 4 assists)
 6, Chris Ray, Colorado Col. vs. Boston U., CH, March 18, 1950 (4 goals, 2 assists)
 6, Dick Dougherty, Minnesota vs. Boston College, NSF, March 11, 1954 (4 goals, 2 assists)
 6, Gene Campbell, Minnesota vs. Boston College, NSF, March 11, 1954 (3 goals, 3 assists)
 6, Bob McCusker, Colorado Col. vs. Michigan, CH, March 16, 1957 (4 goals, 2 assists)
 6, Bob Poffenroth, Wisconsin vs. Michigan Tech, N3d, March 21, 1970 (1 goal, 5 assists)
 6, *Peter McNab, Denver vs. Boston College, NSF, March 15, 1973 (3 goals, 3 assists)
 6, Lee Davidson, North Dakota vs. Boston U., FR, March 16, 1990 (4 goals, 2 assists)
 6, Steve Kariya, Maine vs. Clarkson, ER, March 27, 1999 (3 goals, 3 assists)

PENALTIES

- 8, Randy Skarda, Minnesota vs. Maine, N3d, April 2, 1988
 6, Kevin Miller, Michigan St. vs. Boston College, QF, March 23, 1986
 5, Dick Starrak, Michigan vs. Dartmouth, NSF, March 17, 1949
 5, Dan Fridgen, Colgate vs. Minnesota, QF, March 20, 1981
 5, Neil Sheehy, Harvard vs. Wisconsin, QF, March 21, 1982
 5, Marc Potvin, Bowling Green vs. Vermont, FR, March 19, 1988
 5, Steve Rohlik, Wisconsin vs. Mass.-Lowell, FR, March 19, 1988
 5, Jack Capuano, Maine vs. Minnesota, N3d, April 2, 1988
 5, Christian Sbrocca, Mass.-Lowell vs. Colorado Col., WR, March 24, 1996

SAVES

- 77, Rick DiPietro, Boston U. vs. St. Lawrence, ER, March 26, 2000 (4 ot)
 72, Derek Gustafson, St. Lawrence vs. Boston U., ER, March 26, 2000 (4 ot)
 62, Chris Terreri, Providence vs. Boston College, NSF, March 28, 1985 (3 ot)
 55, Eddie MacDonald, Clarkson vs. Colorado Col., NSF, March 14, 1957
 55, Rick Kostj, Minn. Duluth vs. Bowling Green, CH, March 24, 1984 (4 ot)
 54, Brian Hayward, Cornell vs. Northern Mich., QF, March 21, 1981
 52, Chris Terreri, Providence vs. Minnesota, N3d, March 26, 1983
 52, Marty Turco, Michigan vs. Maine, NSF, March 30, 1995 (3 ot)
 50, Chris Terreri, Providence vs. Michigan St., QF, March 24, 1985
 50, Mike Tamburro, Rensselaer vs. Minnesota, WR, March 24, 1995

SHUTOUTS

- Rick Best, Michigan Tech vs. Brown, NSF, March 19, 1965 (4-0)
 Ken Dryden, Cornell vs. North Dakota, NSF, March 16, 1967 (1-0)
 Gerry Powers, Denver vs. North Dakota, CH, March 16, 1968 (4-0)
 Ron Grahame, Denver vs. Harvard, N3d, March 20, 1971 (1-0)
 Tim Regan, Boston U. vs. Cornell, CH, March 18, 1972 (4-0)
 Terry Kleisinger, Wisconsin vs. New Hampshire, NSF, March 26, 1982 (5-0)
 Marc Behrend, Wisconsin vs. Providence, NSF, March 24, 1983 (2-0)
 Dickie McEvoy, Harvard vs. Bowling Green, QF, March 21, 1987 (3-0)
 Bruce Hoffort, Lake Superior St. vs. Merrimack, QF, March 26, 1988 (5-0)

- Paul Cohen, St. Lawrence vs. Wisconsin, QF, March 26, 1988 (7-0)
 Mark Romaine, Providence vs. Northern Mich., FR, March 19, 1989 (2-0)
 Scott Cashman, Boston U. vs. North Dakota, FR, March 18, 1990 (5-0)
 Mike Dunham, Maine vs. Minnesota, QF, March 22, 1991 (4-0)
 Trent Cavicchi, New Hampshire vs. Rensselaer, ER, March 25, 1994 (2-0)
 Jeff Callinan, Minnesota vs. Rensselaer, WR, March 24, 1995 (3-0)
 Marty Turco, Michigan vs. Boston U., NSF, March 28, 1996 (4-0)
 Jeff Maund, Ohio St. vs. Yale, WR, March 27, 1998 (4-0)
 Marty Turco, Michigan vs. New Hampshire, NSF, April 2, 1998 (4-0)
 Karl Goehring, North Dakota vs. Maine, NSF, April 6, 2000 (2-0)
 Karl Goehring, North Dakota vs. Michigan St., NSF, April 5, 2001 (2-0)
 Jeff Sanger, Colorado Col. vs. Michigan St., WR, March 22, 2002 (2-0)
 Michael Ayers, New Hampshire vs. Boston U., NER, March 29, 2003 (3-0)
 Matti Kallianen, Boston College vs. Ohio St., ER, March 29, 2003 (1-0)
 Jordan Parise, North Dakota vs. Holy Cross, WR, March 26, 2004 (3-0)
 Bernd Bruckler, Wisconsin vs. Ohio St., ER, March 26, 2004 (1-0) (ot)
 Adam Berkhoe, Denver vs. North Dakota, WR, March 27, 2004 (1-0)
 Isaac Reichmuth, Minn. Duluth vs. Michigan St., MWR, March 27, 2004 (5-0)
 Adam Berkhoe, Denver vs. Maine, CH, April 10, 2004 (1-0)

Individual, Year**GOALS**

- 7, Bob McCusker, Colorado Col., 1957
 7, Shawn Heaphy, Michigan St., 1989
 7, Tony Amonte, Boston U., 1990
 6, Carl Lawrence, Colorado Col., 1950
 6, Dick Dougherty, Minnesota, 1954
 6, Aaron Broten, Minnesota, 1981
 6, Phil Sykes, North Dakota, 1982
 6, Rob Gaudreau, Providence, 1989
 6, Tony Amonte, Boston U., 1991
 6, Hugo Belanger, Clarkson, 1991
 6, Paul Constantin, Lake Superior St., 1992

ASSISTS

- 9, Tony Hrkac, North Dakota, 1987
 9, Shawn McEachern, Boston U., 1990
 8, Lou Melone, Northern Mich., 1991
 8, Dave Trombley, Clarkson, 1991
 7, 12 times, most recent: Gerald Tallaire, Lake Superior St., 1994

POINTS

- 13, Aaron Broten, Minnesota, 1981 (6 goals, 7 assists)
 13, Tony Amonte, Boston U., 1990 (7 goals, 6 assists)
 12, Shawn McEachern, Boston U., 1990 (3 goals, 9 assists)
 12, Tony Hrkac, North Dakota, 1987 (3 goals, 9 assists)
 11, Lane MacDonald, Harvard, 1986 (4 goals, 7 assists)
 11, Mitch Messier, Michigan St., 1986 (5 goals, 6 assists)
 11, Dave Trombley, Clarkson, 1991 (3 goals, 8 assists)
 10, Mike Knoke, Minnesota, 1981 (3 goals, 7 assists)
 10, Tim Smith, Harvard, 1986 (4 goals, 6 assists)
 10, Rob Gaudreau, Providence, 1989 (6 goals, 4 assists)
 10, Hugo Belanger, Clarkson, 1991 (6 goals, 4 assists)
 10, Gerald Tallaire, Lake Superior St., 1994 (3 goals, 7 assists)

PENALTIES

- 11, Randy Skarda, Minnesota, 1988
 11, Ben Hankinson, Minnesota, 1991

- 10, Kevin Miller, Michigan St., 1986
 10, Joe Sacco, Boston U., 1990
 9, Jim Archibald, North Dakota, 1984
 9, Jack Capuano, Maine, 1988
 9, Chris Kiene, Merrimack, 1988
 9, Marc Potvin, Bowling Green, 1988
 8, Six times, most recent: Cam Stewart and Aaron Ward, Michigan, 1991

SAVES

- 185, Chris Terreri, Providence, 1985
 161, Chris Rogles, Clarkson, 1991
 154, Scott Cashman, Boston U., 1990
 153, Paul Krake, Alas. Anchorage, 1991
 151, Mark Romaine, Providence, 1989
 140, David Littman, Boston College, 1989
 137, Darrin Madeley, Lake Superior St., 1990
 135, Grant Blair, Harvard, 1986
 133, Rick Kostj, Minn. Duluth, 1984
 133, Robb Stauber, Minnesota, 1988

SAVE PERCENTAGE**(Min. two games and 100 minutes)**

- .986, Ken Dryden, Cornell, 1967 (1 goal allowed, 71 saves)
 .985, Tim Regan, Boston U., 1972 (1 goal allowed, 65 saves)
 .974, Jordan Parise, North Dakota, 2004 (1 goal allowed, 37 saves)
 .968, Gerry Powers, Denver, 1968 (1 goal allowed, 30 saves)
 .964, Garry Bauman, Michigan Tech, 1962 (2 goals allowed, 53 saves)
 .962, Karl Goehring, North Dakota, 2000 (2 goals allowed, 51 saves)
 .960, Gaye Cooley, Michigan St., 1966 (2 goals allowed, 48 saves)
 .958, Scott Clemmensen, Boston College, 1999 (4 goals allowed, 92 saves)
 .956, Karl Goehring, North Dakota, 2001 (4 goals allowed, 87 saves)
 .956, Scott LaGrand, Boston College, 1990 (5 goals allowed, 108 saves)

GOALS-AGAINST AVERAGE**(Min. two games and 100 minutes)**

- 0.50, Ken Dryden, Cornell, 1967 (1 goal allowed)
 0.50, Gerry Powers, Denver, 1968 (1 goal allowed)
 0.50, Tim Regan, Boston U., 1972 (1 goal allowed)



North Dakota goaltender Jordan Parise allowed only one goal in two NCAA tournament contests in 2004.

- 0.54, Jordan Parise, North Dakota, 2004 (1 goal allowed)
 1.00, Garry Bauman, Michigan Tech, 1962 (2 goals allowed)
 1.00, Gabe Cooley, Michigan St., 1966 (2 goals allowed)
 1.00, Karl Goehring, North Dakota, 2000 (2 goals allowed)
 1.25, Adam Berkhoel, Denver, 2004 (5 goals allowed)
 1.31, Karl Goehring, North Dakota, 2001 (4 goals allowed)
 1.33, Marc Behrend, Wisconsin, 1983 (4 goals allowed)
 1.40, Marty Turco, Michigan, 1998 (6 goals allowed)

GOALIE VICTORIES

- 4, Darren Jensen, North Dakota, 1982 (0 losses)
 4, Ed Belfour, North Dakota, 1987 (0 losses)
 4, Scott Cashman, Boston U., 1990 (3 losses)
 4, Duane Derksen, Wisconsin, 1990 (0 losses)
 4, Bill Pye, Northern Mich., 1991 (0 losses)
 4, Darrin Madeley, Lake Superior St., 1992 (0 losses)
 4, Blaine Lacher, Lake Superior St., 1994 (0 losses)
 4, Marty Turco, Michigan, 1998 (0 losses)
 4, Alfie Michaud, Maine, 1999 (0 losses)
 4, Adam Berkhoel, Denver, 2004 (0 losses)

Individual, Career**GOALS**

- 14, Corey Millen, Minnesota, 1983, 85-87
 13, Tony Amonte, Boston U., 1990-91
 11, Jim Montgomery, Maine, 1990-93
 10, Mitch Messier, Michigan St., 1984-87
 10, John Byce, Wisconsin, 1988-90
 9, Gil Burford, Michigan, 1949-51
 9, Dave Silk, Boston U., 1977-78
 9, Phil Sykes, North Dakota, 1980, 82
 9, Lane MacDonald, Harvard, 1986-89
 9, Kip Miller, Michigan St., 1987-90
 9, Paul Constantin, Lake Superior St., 1990-92
 9, Scott Beattie, Northern Mich., 1991-92

ASSISTS

- 17, Larry Olimb, Minnesota, 1989-92
 15, Jim Dowd, Lake Superior St., 1988-91
 14, Kevin Miller, Michigan St., 1985-88
 13, Shawn McEachern, Boston U., 1990-91
 12, Mike Boback, Providence, 1989, 91
 11, Bill Shibicky, Michigan St., 1984-87
 11, Pat Murray, Michigan St., 1988-90
 11, Sean Tallaire, Lake Superior St., 1993-96
 11, Brendan Morrison, Michigan, 1994-97
 10, Four times, most recent: Jim Montgomery, Maine, 1990-93

POINTS

- 23, Jim Dowd, Lake Superior St., 1988-91 (8 goals, 15 assists)
 22, Corey Millen, Minnesota, 1983, 85-87 (14 goals, 8 assists)
 21, Kevin Miller, Michigan St., 1985-88 (7 goals, 14 assists)
 21, Tony Amonte, Boston U., 1990-91 (13 goals, 8 assists)
 21, Jim Montgomery, Maine, 1990-93 (11 goals, 10 assists)
 20, Mitch Messier, Michigan St., 1984-87 (10 goals, 10 assists)
 19, Lane MacDonald, Harvard, 1986-89 (9 goals, 10 assists)
 19, Larry Olimb, Minnesota, 1989-92 (2 goals, 17 assists)
 19, Brendan Morrison, Michigan, 1994-97 (8 goals, 11 assists)
 18, Shawn McEachern, Boston U., 1990-91 (5 goals, 13 assists)

PENALTIES

- 21, Ben Hankinson, Minnesota, 1988-91
 19, Sandy Mager, Lake Superior St., 1989-92
 16, Bill Shibicky, Michigan St., 1984-87
 16, Don Gibson, Michigan St., 1987-90
 15, Randy Skarda, Minnesota, 1988-89

- 15, Pete Stauber, Lake Superior St., 1988-90
 14, Kevin Miller, Michigan St., 1985-88
 14, Todd Richards, Minnesota, 1986-89
 14, Scott Pellerin, Maine, 1989-91
 13, Six times, most recent: Tim Harris, Lake Superior St., 1988-91

SAVES

- 356, Scott Clemmensen, Boston College, 1998-2001
 321, Grant Blair, Harvard, 1983, 85-86
 298, Darrin Madeley, Lake Superior St., 1990-92
 284, Jason Muzzatti, Michigan St., 1988-90
 275, Chris Terreri, Providence, 1983, 85
 268, Marty Turco, Michigan, 1995-98
 250, Rick Kostj, Minn. Duluth, 1984-85
 249, Josh Blackburn, Michigan, 1999-2002
 248, Robb Stauber, Minnesota, 1987-89
 246, Norm Foster, Michigan St., 1984-87

SAVE PERCENTAGE

- (Min. four games, 200 minutes and two years)**
 .953, Karl Goehring, North Dakota, 1999-2001 (8 goals allowed, 164 saves)
 .948, Chris Terreri, Providence, 1983, 85 (15 goals allowed, 275 saves)
 .943, Terry Kleisinger, Wisconsin, 1982-83 (7 goals allowed, 116 saves)
 .942, Scott LaGrand, Boston College, 1990-91 (8 goals allowed, 131 saves)
 .938, Ken Dryden, Cornell, 1967-69 (12 goals allowed, 183 saves)
 .936, Matti Kaltiainen, Boston College, 2003-04 (8 goals allowed, 117 saves)
 .934, Gerry Powers, Denver, 1968-69 (6 goals allowed, 85 saves)
 .932, Scott Clemmensen, Boston College, 1998-2001 (26 goals allowed, 356 saves)
 .931, Darren Jensen, North Dakota, 1980, 82 (8 goals allowed, 108 saves)
 .929, Lorne Howes, Michigan, 1955-56 (12 goals allowed, 156 saves)
 .929, Al Montoya, Michigan, 2003-04 (11 goals allowed, 143 saves)

GOALS-AGAINST AVERAGE

- (Min. four games, 200 minutes and two years)**
 1.32, Karl Goehring, North Dakota, 1999-2001 (8 goals allowed)
 1.45, Matti Kaltiainen, Boston College, 2003-04 (8 goals allowed)
 1.50, Gerry Powers, Denver, 1968-69 (6 goals allowed)
 1.60, Darren Jensen, North Dakota, 1980, 82 (8 goals allowed)
 1.75, Terry Kleisinger, Wisconsin, 1982-83 (7 goals allowed)
 1.90, Scott Clemmensen, Boston College, 1998-2001 (26 goals allowed)
 1.99, Ken Dryden, Cornell, 1967-69 (12 goals allowed)
 2.03, Scott LaGrand, Boston College, 1990-91 (8 goals allowed)
 2.07, Al Montoya, Michigan, 2003-04 (11 goals allowed)
 2.08, Marty Turco, Michigan, 1995-98 (25 goals allowed)

GOALIE VICTORIES

- 10, Scott Clemmensen, Boston College, 1998-2001 (3 losses)
 9, Marty Turco, Michigan, 1995-98 (2 losses)
 7, Marc Behrend, Wisconsin, 1981-83 (1 tie)
 7, *Duane Derksen, Wisconsin, 1990-92 (3 losses)
 7, Darrin Madeley, Lake Superior St., 1990-92 (4 losses)
 6, Norm Foster, Michigan St., 1984-87 (3 losses)
 6, Robb Stauber, Minnesota, 1987-89 (3 losses)
 6, Jason Muzzatti, Michigan St., 1988-90 (6 losses)
 6, Scott Cashman, Boston U., 1990-92 (5 losses)
 6, Blaine Lacher, Lake Superior St., 1992-94 (1 loss)
 6, Josh Blackburn, Michigan, 1999-2002 (4 losses)

GOALIE WINNING PERCENTAGE

- (Min. 4 decisions)**
 1.000, Darren Jensen, North Dakota, 1980, 82 (5-0)
 1.000, Lorne Howes, Michigan, 1955-56 (4-0)

- 1.000, George Kirkwood, Denver, 1960-61 (4-0)
 1.000, Gerry Powers, Denver, 1968-69 (4-0)
 1.000, Ed Belfour, North Dakota, 1987 (4-0)
 1.000, Adam Berkhoel, Denver, 2004 (4-0)
 .938, Marc Behrend, Wisconsin, 1981-83 (7-0-1)
 .857, Blaine Lacher, Lake Superior St., 1992-94 (6-1)
 .818, Marty Turco, Michigan, 1995-98 (9-2)
 .800, Willard Ikola, Michigan, 1952-54 (4-1)
 .800, Bob Essensa, Michigan St., 1984-87 (4-1)

SHUTOUTS

- 2, Marty Turco, Michigan, 1995-98
 2, Karl Goehring, North Dakota, 1999-2001
 2, Adam Berkhoel, Denver, 2004
 1, 20 players

Team, Game**GOALS**

- 14, Michigan vs. Boston U. (2), NSF, March 13, 1953
 14, Minnesota vs. Boston College (1), NSF, March 11, 1954
 13, Colorado Col. vs. Boston U. (4), CH, March 18, 1950
 13, Colorado Col. vs. Michigan (6), CH, March 16, 1957
 13, Michigan Tech vs. St. Lawrence (3), NSF, March 17, 1960
 12, Denver vs. St. Lawrence (2), CH, March 18, 1961
 10, Eight times, most recent: Lake Superior St. vs. Alas. Anchorage (3), FR, March 17, 1990

GOALS, BOTH TEAMS

- 19, Colorado Col. (13) vs. Michigan (6), CH, March 16, 1957
 17, Colorado Col. (13) vs. Boston U. (4), CH, March 18, 1950
 16, Michigan (10) vs. Boston College (6), N3d, March 18, 1950
 16, Michigan (14) vs. Boston U. (2), NSF, March 13, 1953
 16, Michigan Tech (13) vs. St. Lawrence (3), NSF, March 17, 1960
 15, Minnesota (14) vs. Boston College (1), NSF, March 11, 1954
 15, Boston U. (10) vs. Harvard (5), N3d, March 15, 1975
 15, Brown (8) vs. Boston U. (7), N3d, March 27, 1976
 15, Minnesota (9) vs. New Hampshire (6), QF, March 18, 1983
 15, Northern Mich. (8) vs. Boston U. (7), CH, March 30, 1991 (3 of)

GOALS, PERIOD

- 10, Colorado Col. vs. Boston U., CH, March 18, 1950 (3rd)
 8, Michigan Tech vs. St. Lawrence, NSF, March 17, 1960 (2nd)
 7, Colorado Col. vs. Michigan, CH, March 16, 1957 (3rd)
 6, Brown vs. Colorado Col., NSF, March 16, 1951 (2nd)
 6, Michigan vs. Boston U., NSF, March 13, 1953 (3rd)
 6, Minnesota vs. Boston College, NSF, March 11, 1954 (1st)
 6, Northern Mich. vs. Clarkson, WR, March 27, 1992 (2nd)

GOALS, PERIOD, BOTH TEAMS

- 13, Colorado Col. (10) vs. Boston U. (3), CH, March 18, 1950 (3rd)
 9, Colorado Col. (7) vs. Michigan (2), CH, March 16, 1957 (3rd)
 9, Michigan Tech (8) vs. St. Lawrence (1), NSF, March 17, 1960 (2nd)
 9, Northern Mich. (6) vs. Clarkson (3), WR, March 27, 1992 (2nd)
 8, Michigan (6) vs. Boston U. (2), NSF, March 13, 1953 (3rd)
 7, 14 times, most recent: Minnesota (5) vs. Ferris St. (2), WR, March 29, 2003 (1st)

GOALS, LOSING TEAM

- 7, Boston U. vs. Brown (8), N3d, March 27, 1976
- 7, Boston U. vs. Northern Mich. (8), CH, March 30, 1991 (3 ot)
- 6, Boston College vs. Michigan (10), N3d, March 18, 1950
- 6, Michigan vs. Colorado Col. (13), CH, March 16, 1957
- 6, St. Lawrence vs. Boston College (7), N3d, March 14, 1959 (2 ot)
- 6, St. Lawrence vs. Boston U. (7), N3d, March 19, 1960
- 6, Brown vs. Michigan Tech (7), NSF, March 25, 1976 (2 ot)
- 6, New Hampshire vs. Minnesota (9), QF, March 18, 1983
- 6, Boston College vs. Michigan St. (7), QF, March 18, 1984
- 6, Boston College vs. Minn. Duluth (7), N3d, March 30, 1985 (ot)
- 6, Maine vs. Providence (8), QF, March 24, 1989
- 6, Northern Mich. vs. Michigan (7), WR, March 29, 1992

FEWEST GOALS

- 0, 28 times, most recent: Maine vs. Denver (1), CH, April 10, 2004

FEWEST GOALS, BOTH TEAMS

- 1, Cornell (1) vs. North Dakota (0), NSF, March 16, 1967
- 1, Denver (1) vs. Harvard (0), N3d, March 20, 1971
- 1, Boston College (1) vs. Ohio St., ER, March 29, 2003
- 1, Wisconsin (1) vs. Ohio St., ER, March 27, 2004 (ot)
- 1, Denver (1) vs. North Dakota, WR, March 27, 2004
- 1, Denver (1) vs. Maine, CH, April 10, 2004
- 2, Wisconsin (2) vs. Providence (0), NSF, March 24, 1983
- 2, Providence (2) vs. Northern Mich. (0), FR, March 19, 1989
- 2, New Hampshire (2) vs. Rensselaer (0), ER, March 25, 1994
- 2, North Dakota (2) vs. Maine (0), NSF, April 6, 2000
- 2, North Dakota (2) vs. Michigan St. (0), NSF, April 5, 2001
- 2, Colorado Col. (2) vs. Michigan St. (0), WR, March 22, 2002

FASTEST CONSECUTIVE GOALS

- :05, Michigan (Gordon McMillan and Wally Gacek) vs. Dartmouth, CH, March 20, 1948
- :06, Michigan (Scott Matzka and Mike Cammalleri) vs. Mercyhurst, WR, March 24, 2001
- :11, Colorado Col. (Cam Kryway and Justin Morrison) vs. St. Lawrence, WR, March 27, 1999
- :12, Colorado Col. (Harry Whitworth and Carl Lawrence) vs. Boston U., CH, March 18, 1950
- :12, Bowling Green (Garry Galley and Gino Cavallini) vs. Boston U., QF, March 16, 1984
- :12, Northeastern (Dave Buda and Brian Dowd) vs. Merrimack, FR, March 18, 1988
- :13, Michigan (both by Bert Dunn) vs. Boston U., NSF, March 13, 1953
- :13, Michigan Tech (Al Raymond and Don Lauriente) vs. St. Lawrence, NSF, March 17, 1960
- :13, Minnesota (Grant Bischoff and Cory Laylin) vs. Providence, FR, March 17, 1991
- :14, Colorado Col. (Chris Ray and Ron Hartwell) vs. Boston U., CH, March 18, 1950
- :14, Denver (Lynn Powis and Craig Patrick) vs. Harvard, NSF, March 13, 1969
- :14, Cornell (Brian McCutcheon and Gordon Lowe) vs. Michigan Tech, NSF, March 14, 1969

FASTEST CONSECUTIVE GOALS, OPPOSING TEAMS

- :07, Michigan Tech (Bill Terry), then Minnesota (Aaron Broten), NSF, March 26, 1981
- :08, Boston U. (Jack Garrity), then Colorado Col. (Tony Frasca), CH, March 18, 1950
- :09, Clarkson (Scott Thomas), then Northern Mich. (Scott Beattie), WR, March 27, 1992
- :10, Minnesota (Todd Richards), then Wisconsin (John Byce), QF, March 24, 1989

:10, Cornell (Doug Derraugh), then Michigan (Mike Helber), FR, March 15, 1991

:11, New Hampshire (Norm Lacombe), then Minnesota (Corey Millen), QF, March 18, 1983

:12, Cornell (Doug Ferguson), then Boston U. (Mike Sobeski), CH, March 18, 1967

:12, Wisconsin (Dave Herbst), then New Hampshire (Jon Fontes), NSF, March 25, 1977

:12, Boston College (Bob Sweeney), then Michigan St. (Harvey Smyl), QF, March 18, 1984

:13, Minnesota (Corey Millen), then Boston College (Scott Harlow), QF, March 22, 1985

WINNING MARGIN

- 13, Minnesota (14) vs. Boston College (1), NSF, March 11, 1954
- 12, Michigan (14) vs. Boston U. (2), NSF, March 13, 1953
- 10, Michigan Tech (13) vs. St. Lawrence (3), NSF, March 17, 1960
- 10, Denver (12) vs. St. Lawrence (2), CH, March 18, 1961
- 9, Colorado Col. (13) vs. Boston U. (4), CH, March 18, 1950
- 8, North Dakota (9) vs. Harvard (1), NSF, March 14, 1958
- 8, Lake Superior St. (9) vs. Boston U. (1), CH, April 2, 1994

LARGEST MARGIN OVERCOME TO WIN

- 4, Wisconsin vs. Cornell, NSF, March 16, 1973 (trailed 4-0; won 6-5, ot)
- 4, Boston U. vs. New Hampshire, N3d, March 26, 1977 (trailed 5-1; won 6-5)
- 3, Colorado Col. vs. Yale, NSF, March 14, 1952 (trailed 3-0; won 4-3)
- 3, Minnesota vs. Harvard, NSF, March 19, 1971 (trailed 4-1; won 6-5, ot)
- 3, Michigan Tech vs. Harvard, NSF, March 15, 1974 (trailed 3-0; won 6-5, ot)
- 3, Minnesota vs. Harvard, NSF, March 13, 1975 (trailed 4-1; won 6-4)
- 3, Minnesota vs. Michigan Tech, CH, March 27, 1976 (trailed 3-0; won 6-4)
- 3, Merrimack vs. Northeastern, FR, March 19, 1988 (trailed 3-0; won 7-3)
- 3, Minnesota vs. Michigan St., QF, March 26, 1988 (trailed 3-0; won 4-3)
- 3, Northern Mich. vs. Boston U., CH, March 30, 1991 (trailed 3-0; won 8-7, 3 ot)
- 3, Michigan vs. Northern Mich., WR, March 29, 1992 (trailed 6-3; won 7-6)
- 3, Michigan vs. Denver, ER, March 26, 1999 (trailed 3-0; won 5-3)
- 3, Maine vs. Harvard, ER, March 26, 2004 (trailed 3-0, won 5-4)

ASSISTS

- 19, Boston U. vs. Harvard, N3d, March 15, 1975 (10 goals)
- 18, Denver vs. St. Lawrence, CH, March 18, 1961 (12 goals)
- 18, Northern Mich. vs. Providence, FR, March 17, 1989 (9 goals)
- 17, Colorado Col. vs. Michigan, CH, March 16, 1957 (13 goals)
- 17, *Denver vs. Boston College, NSF, March 15, 1973 (10 goals)
- 16, Colorado Col. vs. Boston U., CH, March 18, 1950 (13 goals)
- 16, Northeastern vs. New Hampshire, N3d, March 27, 1982 (10 goals)
- 16, Lake Superior St. vs. Alas. Anchorage, FR, March 17, 1990 (10 goals)
- 16, Lake Superior St. vs. Boston U., CH, April 2, 1994 (9 goals)

ASSISTS, BOTH TEAMS

- 27, Boston U. (19) vs. Harvard (8), N3d, March 15, 1975 (15 goals)
- 26, Northern Mich. (18) vs. Providence (8), FR, March 17, 1989 (14 goals)
- 24, Northeastern (16) vs. New Hampshire (8), N3d, March 27, 1982 (14 goals)
- 24, Boston College (12) vs. Michigan St. (12), QF, March 18, 1984 (13 goals)

23, Brown (12) vs. Boston U. (11), N3d, March 27, 1976 (15 goals)

23, Wisconsin (12) vs. Clarkson (11), QF, March 21, 1981 (12 goals)

23, Minnesota (12) vs. New Hampshire (11), QF, March 18, 1983 (15 goals)

23, Providence (12) vs. Maine (11), QF, March 24, 1989 (14 goals)

23, Northern Mich. (12) vs. Boston U. (11), CH, March 30, 1991 (15 goals) (3 ot)

22, *Denver (17) vs. Boston College (5), NSF, March 15, 1973 (14 goals)

FEWEST ASSISTS**(Excluding shutouts)**

- 0, 15 times, most recent: Maine vs. Wisconsin, ER, March 27, 2004 (2 goals) (ot)

FEWEST ASSISTS, BOTH TEAMS

- 1, Boston College (1) vs. Ohio St. (0), ER, March 29, 2003 (1 goal)
- 1, Denver (1) vs. Maine (0), CH, April 10, 2004 (1 goal, shutout)
- 2, Clarkson (1) vs. Harvard (1), N3d, March 16, 1957 (3 goals) (2 ot)
- 2, Cornell (2) vs. North Dakota (0), NSF, March 16, 1967 (1 goal, shutout)
- 2, Denver (2) vs. Harvard (0), N3d, March 20, 1971 (1 goal, shutout)
- 2, Minn. Duluth (1) vs. North Dakota (1), NSF, March 22, 1984 (3 goals) (ot)
- 2, North Dakota (2) vs. Maine (0), NSF, April 6, 2000 (2 goals)
- 2, Cornell (0) vs. Boston College (2), ER, March 30, 2003 (3 goals)
- 2, Wisconsin (2) vs. Ohio St. (0), ER, March 26, 2004 (1 goal) (ot)
- 2, Denver (2) vs. North Dakota (0), WR, March 27, 2004 (1 goal)
- 2, Maine (0) vs. Wisconsin (2), ER, March 27, 2004 (3 goals) (ot)

POINTS

- 30, Colorado Col. vs. Michigan, CH, March 16, 1957 (13 goals, 17 assists)
- 30, Denver vs. St. Lawrence, CH, March 18, 1961 (12 goals, 18 assists)
- 29, Colorado Col. vs. Boston U., CH, March 18, 1950 (13 goals, 16 assists)
- 29, Boston U. vs. Harvard, N3d, March 15, 1975 (10 goals, 19 assists)
- 28, Michigan vs. Boston U., NSF, March 13, 1953 (14 goals, 14 assists)
- 27, Michigan Tech vs. St. Lawrence, NSF, March 17, 1960 (13 goals, 14 assists)
- 27, *Denver vs. Boston College, NSF, March 15, 1973 (10 goals, 17 assists)
- 27, Northern Mich. vs. Providence, FR, March 17, 1989 (9 goals, 18 assists)

POINTS, BOTH TEAMS

- 42, Boston U. (10 goals, 19 assists) vs. Harvard (5 goals, 8 assists), N3d, March 15, 1975
- 40, Colorado Col. (13 goals, 17 assists) vs. Michigan (6 goals, 4 assists), CH, March 16, 1957
- 40, Northern Mich. (9 goals, 18 assists) vs. Providence (5 goals, 8 assists), FR, March 17, 1989
- 38, Colorado Col. (13 goals, 16 assists) vs. Boston U. (4 goals, 5 assists), CH, March 18, 1950
- 38, Brown (8 goals, 12 assists) vs. Boston U. (7 goals, 11 assists), N3d, March 27, 1976
- 38, Northeastern (10 goals, 16 assists) vs. New Hampshire (4 goals, 8 assists), N3d, March 27, 1982
- 38, Minnesota (9 goals, 12 assists) vs. New Hampshire (6 goals, 11 assists), QF, March 18, 1983
- 38, Northern Mich. (8 goals, 12 assists) vs. Boston U. (7 goals, 11 assists), CH, March 30, 1991 (3 ot)
- 37, Michigan St. (7 goals, 12 assists) vs. Boston College (6 goals, 12 assists), QF, March 18, 1984
- 37, Providence (8 goals, 12 assists) vs. Maine (6 goals, 11 assists), QF, March 24, 1989

FEWEST POINTS**(Excluding shutouts)**

- 1, St. Lawrence vs. Michigan, NSF, March 16, 1956 (1 goal) (ot)
- 1, St. Lawrence vs. Michigan Tech, NSF, March 16, 1962 (1 goal)
- 1, Boston College vs. Denver, NSF, March 14, 1968 (1 goal)

- 1, Clarkson vs. North Dakota, QF, March 19, 1982 (1 goal)
- 1, Vermont vs. Bowling Green, FR, March 18, 1988 (1 goal)
- 1, Mass.-Lowell vs. Wisconsin, FR, March 19, 1988 (1 goal)
- 1, Minnesota vs. Boston College, QF, March 25, 1990 (1 goal)
- 1, New Hampshire vs. Harvard, ER, March 26, 1994 (1 goal)
- 1, Michigan vs. New Hampshire, ER, March 27, 1999 (1 goal) (ot)
- 1, Quinnipiac vs. Cornell, ER, March 23, 2002 (1 goal)

FEWEST POINTS, BOTH TEAMS

- 2, Boston College (1 goal, 1 assist) vs. Ohio St., ER, March 29, 2003 (shutout)
- 2, Denver (1 goal, 1 assist) vs. Maine, CH, April 10, 2004 (shutout)
- 3, Cornell (1 goal, 2 assists) vs. North Dakota, NSF, March 16, 1967 (shutout)
- 3, Denver (1 goal, 2 assists) vs. Harvard, N3d, March 20, 1971 (shutout)
- 3, Denver (1 goal, 2 assists) vs. North Dakota, WR, March 27, 2004 (shutout)
- 3, Wisconsin (1 goal, 2 assists) vs. Ohio St., ER, March 26, 2004 (shutout) (ot)
- 4, North Dakota (2 goals, 2 assists) vs. Maine, NSF, April 6, 2000 (shutout)
- 5, Clarkson (2 goals, 1 assist) vs. Harvard (1 goal, 1 assist), N3d, March 16, 1957 (2 ot)
- 5, Minn. Duluth (2 goals, 1 assist) vs. North Dakota (1 goal, 1 assist), NSF, March 22, 1984 (ot)
- 5, Providence (2 goals, 3 assists) vs. Northern Mich., FR, March 19, 1989 (shutout)
- 5, Colorado Col. (2 goals, 3 assists) vs. Michigan St., WR, March 22, 2002 (shutout)
- 5, Cornell (2 goals) vs. Boston College (1 goal, 2 assists), ER, March 30, 2003 (ot)
- 5, Maine (2 goals) vs. Wisconsin (1 goal, 2 assists), ER, March 27, 2004 (ot)

SHOTS ON GOAL

- 80, St. Lawrence vs. Boston U., ER, March 26, 2000 (3 goals) (4 ot)
- 74, Boston U. vs. St. Lawrence, ER, March 26, 2000 (2 goals) (4 ot)
- 65, Boston College vs. Providence, NSF, March 28, 1985 (3 goals) (3 ot)
- 60, Colorado Col. vs. Clarkson, NSF, March 14, 1957 (5 goals)
- 60, Bowling Green vs. Minn. Duluth, CH, March 24, 1984 (5 goals) (4 ot)
- 57, Northern Mich. vs. Cornell, QF, March 21, 1981 (3 goals)
- 56, Maine vs. Michigan, NSF, March 30, 1995 (4 goals) (3 ot)
- 56, Minnesota vs. Mercyhurst, WR, March 28, 2003 (9 goals)
- 55, Michigan Tech vs. St. Lawrence, NSF, March 16, 1962 (6 goals)
- 55, Minnesota vs. Providence, N3d, March 26, 1983 (3 goals)

SHOTS ON GOAL, BOTH TEAMS

- 154, St. Lawrence (80) vs. Boston U. (74), ER, March 26, 2000 (5 goals) (4 ot)
- 106, Maine (56) vs. Michigan (50), NSF, March 30, 1995 (7 goals) (3 ot)
- 99, Brown (50) vs. Michigan Tech (49), NSF, March 25, 1976 (13 goals) (2 ot)
- 96, Michigan Tech (52) vs. Harvard (44), N3d, March 15, 1969 (11 goals) (2 ot)
- 96, Bowling Green (60) vs. Minn. Duluth (36), CH, March 24, 1984 (9 goals) (4 ot)
- 94, Minnesota (50) vs. Boston U. (44), NSF, March 14, 1974 (9 goals)
- 94, Lake Superior St. (48) vs. Alas. Anchorage (46), FR, March 17, 1990 (13 goals)

SHOTS ON GOAL, PERIOD

- 27, Minnesota vs. Mercyhurst, WR, March 28, 2003 (5 goals)
- 26, Minnesota vs. Providence, N3d, March 26, 1983 (2 goals)

- 25, Minnesota vs. Ferris St., WR, March 29, 2003 (5 goals)
- 24, Colorado Col. vs. Clarkson, NSF, March 14, 1957 (2 goals)
- 24, Harvard vs. Michigan Tech, NSF, March 15, 1974 (1 goal)
- 23, Colorado Col. vs. Michigan, CH, March 12, 1955 (2 goals)
- 23, St. Lawrence vs. Boston College, N3d, March 17, 1956 (3 goals)
- 23, North Dakota vs. Boston College, NSF, March 14, 1963 (3 goals)
- 23, Minnesota vs. Michigan St., NSF, March 27, 1986 (2 goals)

SHOTS ON GOAL, PERIOD, BOTH TEAMS

- 40, Minnesota (23) vs. Michigan St. (17), NSF, March 27, 1986 (5 goals)
- 38, Minnesota (21) vs. Boston U. (17), NSF, March 14, 1974 (3 goals)
- 37, Colorado Col. (20) vs. Michigan (17), N3d, March 19, 1949 (4 goals)
- 37, Boston College (19) vs. Minn. Duluth (18), N3d, March 30, 1985 (6 goals)
- 37, Minnesota (19) vs. Boston College (18), QF, March 25, 1990 (2 goals)
- 36, Michigan Tech (22) vs. Michigan (14), CH, March 17, 1956 (7 goals)
- 36, Cornell (19) vs. Michigan Tech (17), NSF, March 14, 1969 (4 goals)

FEWEST SHOTS ON GOAL

- 9, Boston College vs. Denver, NSF, March 14, 1968 (1 goal)
- 11, Rensselaer vs. Denver, NSF, March 19, 1964 (1 goal)
- 12, Clarkson vs. Denver, NSF, March 13, 1958 (2 goals)
- 12, Minnesota vs. Denver, NSF, March 17, 1961 (1 goal)
- 14, Quinnipiac vs. Cornell, ER, March 23, 2002 (1 goal)
- 14, Wisconsin vs. Boston U., ER, March 26, 1994 (1 goal)
- 15, St. Lawrence vs. Michigan Tech, NSF, March 16, 1962 (1 goal)
- 15, Wisconsin vs. Cornell, NSF, March 19, 1970 (1 goal)

FEWEST SHOTS ON GOAL, BOTH TEAMS

- 38, Denver (29) vs. Boston College (9), NSF, March 14, 1968 (5 goals)
- 41, North Dakota (23) vs. Michigan St. (18), CH, March 28, 1987 (8 goals)
- 41, Boston U. (21) vs. Michigan (20), NSF, March 27, 1997 (5 goals)
- 42, Providence (26) vs. Rensselaer (16), N3d, March 21, 1964 (3 goals)
- 42, Clarkson (23) vs. North Dakota (19), QF, March 19, 1982 (6 goals)
- 42, Lake Superior St. (24) vs. St. Cloud St. (18), FR, March 18, 1989 (6 goals)
- 42, Minnesota (22) vs. Michigan (20), WR, March 24, 1996 (7 goals)
- 42, Colorado Col. (23) vs. Michigan (19), CH, March 30, 1996 (5 goals) (ot)
- 42, Michigan (24) vs. Denver (18), ER, March 26, 1999 (8 goals)
- 42, Cornell (18) vs. New Hampshire (24), ER, March 24, 2002 (7 goals)
- 42, New Hampshire (21) vs. Cornell (21), NSF, April 10, 2002 (5 goals) (ot)

FEWEST SHOTS ON GOAL, REGULATION PERIOD

- 0, Wisconsin vs. Cornell, NSF, March 19, 1970 (0 goals)
- 0, Northern Mich. vs. Harvard, ER, March 26, 1993 (0 goals)
- 1, Michigan vs. Denver, ER, March 26, 1999 (0 goals)
- 1, Denver vs. Michigan, ER, March 26, 1999 (0 goals)
- 2, 13 times, most recent: New Hampshire vs. Michigan, NER, March 27, 2004 (0 goals)

FEWEST SHOTS ON GOAL, REGULATION PERIOD, BOTH TEAMS

- 6, Harvard (6) vs. Northern Mich. (0), ER, March 26, 1993 (0 goals)
- 8, Minnesota (4) vs. Wisconsin (4), QF, March 25, 1989 (2 goals)
- 8, Colorado Col. (5) vs. Michigan (3), CH, March 30, 1996 (1 goal)
- 8, Cornell (4) vs. Miami (Ohio) (4), WR, March 22, 1997 (2 goals)
- 9, Denver (6) vs. Boston College (3), NSF, March 14, 1968 (1 goal)
- 9, North Dakota (6) vs. Dartmouth (3), NSF, March 27, 1980 (0 goals)
- 9, Michigan St. (7) vs. Boston U. (2), QF, March 24, 1990 (1 goal)
- 9, Boston U. (6) vs. Michigan (3), NSF, March 28, 1996 (1 goal)
- 9, Cornell (5) vs. New Hampshire (4), ER, March 24, 2002 (0 goals)
- 9, Ohio St. (6) vs. Wisconsin (3), ER, March 26, 2004 (0 goals)

PENALTIES

- 23, Minnesota vs. Maine, N3d, April 2, 1988
- 20, Maine vs. Minnesota, N3d, April 2, 1988
- 19, Merrimack vs. Northeastern, FR, March 19, 1988
- 19, Clarkson vs. Western Mich., ER, March 22, 1996
- 18, Colgate vs. Wisconsin, CH, April 1, 1990
- 17, Western Mich. vs. Clarkson, ER, March 22, 1996
- 16, Bowling Green vs. Vermont, FR, March 19, 1988
- 16, Northeastern vs. Merrimack, FR, March 19, 1988
- 16, Vermont vs. Bowling Green, FR, March 19, 1988
- 16, Lake Superior St. vs. Maine, NSF, March 31, 1988
- 16, Maine vs. Lake Superior St., NSF, March 31, 1988
- 16, Lake Superior St. vs. Harvard, QF, March 24, 1989
- 16, Michigan vs. Boston U., QF, March 23, 1991

PENALTIES, BOTH TEAMS

- 43, Minnesota (23) vs. Maine (20), N3d, April 2, 1988
- 36, Clarkson (19) vs. Western Mich. (17), ER, March 22, 1996
- 35, Merrimack (19) vs. Northeastern (16), FR, March 19, 1988
- 32, Bowling Green (16) vs. Vermont (16), FR, March 19, 1988
- 32, Lake Superior St. (16) vs. Maine (16), NSF, March 31, 1988
- 32, Colgate (18) vs. Wisconsin (14), CH, April 1, 1990
- 31, Wisconsin (16) vs. Michigan (15), WR, March 25, 1995
- 30, Boston U. (15) vs. North Dakota (15), FR, March 16, 1990
- 29, Six times, most recent: Michigan (16) vs. Boston U. (13), QF, March 23, 1991

FEWEST PENALTIES

- 0, Boston College vs. Michigan, N3d, March 18, 1950
- 0, Michigan vs. Boston College, N3d, March 18, 1950
- 0, Boston U. vs. Denver, NSF, March 18, 1960
- 0, Harvard vs. Boston U., N3d, March 16, 1974
- 0, Miami (Ohio) vs. Cornell, WR, March 22, 1997
- 1, 13 times, most recent: Michigan vs. New Hampshire, ER, March 27, 1999 (ot) (1 penalty for each team)

FEWEST PENALTIES, BOTH TEAMS

- 0, Michigan (0) vs. Boston College (0), N3d, March 18, 1950
- 1, Boston U. (1) vs. Harvard (0), N3d, March 16, 1974
- 2, Denver (2) vs. Boston U. (0), NSF, March 18, 1960
- 2, Cornell (2) vs. Miami (Ohio) (0), WR, March 22, 1997
- 2, Michigan (1) vs. New Hampshire (1), ER, March 27, 1999 (ot)
- 3, Boston U. (2) vs. Clarkson (1), NSF, March 28, 1991
- 4, Brown (2) vs. Michigan (2), CH, March 17, 1951

- 4, Denver (3) vs. Minnesota (1), NSF, March 17, 1961
 4, Cornell (2) vs. Wisconsin (2), NSF, March 16, 1973 (ot)
 4, Wisconsin (3) vs. Harvard (1), QF, March 20, 1982
 4, Bowling Green (2) vs. Michigan St. (2), NSF, March 23, 1984
 4, Minn. Duluth (3) vs. Harvard (1), QF, March 23, 1985

LONGEST GAME

- 123:53, St. Lawrence (4) vs. Boston U. (3), ER, March 26, 2000 (4 ot)
 100:28, Maine (4) vs. Michigan (3), NSF, March 30, 1995 (3 ot)
 97:11, Bowling Green (5) vs. Minn. Duluth (4), CH, March 24, 1984 (4 ot)
 89:31, Colorado Col. (4) vs. Vermont (3), NSF, March 28, 1996 (2 ot)
 89:29, Minnesota (2) vs. Mass.-Lowell (1), WR, March 27, 1994 (2 ot)
 85:45, Rensselaer (6) vs. Minn. Duluth (5), NSF, March 29, 1985 (3 ot)
 83:30, Colorado Col. (3) vs. St. Lawrence (2), ER, March 23, 2001 (2 ot)
 82:43, Northern Mich. (3) vs. Harvard (2), ER, March 26, 1993 (2 ot)
 81:57, Northern Mich. (8) vs. Boston U. (7), CH, March 30, 1991 (3 ot)

81:09, Cornell (2) vs. Boston College (1), ER, March 30, 2003 (2 ot)

Note: The above game was the second-longest in Division I men's history (regular or postseason), surpassed only by Colorado College's 1-0 victory over Wisconsin, March 8, 1997, that lasted 129:30.

Team, Year**GOALS**

- 30, Boston U., 1990
 29, Clarkson, 1991
 26, Boston U., 1991
 26, Northern Mich., 1991
 24, Minnesota, 1981
 24, Boston College, 1989
 24, Michigan St., 1989
 24, Providence, 1989
 24, Lake Superior St., 1992
 24, Minnesota, 2003

ASSISTS

- 52, Clarkson, 1991
 44, Boston U., 1990
 41, Minnesota, 1981
 40, Michigan St., 1989
 40, Northern Mich., 1991

- 39, Maine, 1989
 38, Boston U., 1991
 38, Minnesota, 1991
 38, Lake Superior St., 1994
 37, Harvard, 1986

POINTS

- 81, Clarkson, 1991 (29 goals, 52 assists)
 74, Boston U., 1990 (30 goals, 44 assists)
 66, Northern Mich., 1991 (26 goals, 40 assists)
 65, Minnesota, 1981 (24 goals, 41 assists)
 64, Michigan St., 1989 (24 goals, 40 assists)
 64, Boston U., 1991 (26 goals, 38 assists)
 61, Lake Superior St., 1994 (23 goals, 38 assists)
 60, Maine, 1989 (21 goals, 39 assists)
 60, Minnesota, 1991 (22 goals, 38 assists)
 60, Lake Superior St., 1992 (24 goals, 36 assists)

PENALTIES

- 70, Boston U., 1990
 59, Providence, 1989
 55, Michigan, 1991
 51, Minnesota, 1991
 50, Maine, 1988
 49, Wisconsin, 1981
 49, Lake Superior St., 1988
 46, Merrimack, 1988
 46, Boston College, 1989
 44, Lake Superior St., 1989





Photo courtesy of Ohio State University Sports Information

Ohio State and Wisconsin combined for only nine shots on goal in the third period of their East Region contest in 2004.

Tournament History

Tournament Won-Lost-Tied Records	34
Tournament History	35
NCAA 50th Anniversary Team	36
Entering the NCAA Tournament, These Teams.....	36
Seeding History.....	36
Annual Scoring Leaders.....	37
Overtime Games.....	38
Overtime Records by School.....	38
Shutout Games.....	38
Longest Games (Top 20)	39
Financial History	39
Television Ratings	40
Tournament Scoring Trends.....	40
NCAA Division I Men's Ice Hockey	
Championship Committee	40
Chairs and Roster	40




Tournament History

(44 Teams)

Team (Years Participated)	Tournament Record					Tournament Finish			
	Years	Won	Lost	Tied	Pct.	1st	2nd	3rd	4th
Alas. Anchorage (1990-91-92)	3	2	5	0	.286	0	0	0	0
Boston College (1948-49-50-54-56-59-63-65-68-73-78-84-85-86-87-89-90-91-98-99-2000-01-03-04)	24	26	34	0	.433	2	4	6	6
Boston U. (1950-51-53-60-66-67-71-72-74-75-76-77-78-84-86-90-91-92-93-94-95-96-97-98-2000-02-03)	27	33	29	0	.532	4	5	8	3
Bowling Green (1977-78-79-82-84-87-88-89-90)	9	7	13	1	.357	1	0	1	0
Brown (1951-65-76-93)	4	2	5	0	.286	0	1	1	1
Clarkson (1957-58-62-63-66-70-81-82-84-90-91-92-93-95-96-97-98-99)	18	12	21	1	.368	0	3	4	0
Colgate (1981-90-2000)	3	3	4	0	.429	0	1	0	0
Colorado Col. (1948-49-50-51-52-55-57-78-95-96-97-98-99-2001-02-03)	16	15	16	0	.484	2	3	2	2
Cornell (1967-68-69-70-72-73-80-81-86-91-96-97-2002-03)	14	14	15	0	.483	2	2	2	2
Dartmouth (1948-49-79-80)	4	4	4	0	.500	0	2	2	0
Denver (1958-60-61-63-64-66-68-69-71-72-86-95-97-99-2002-04)	16	21	13	0	.618	6	2	2	2
Ferris St. (2003)	1	1	1	0	.500	0	0	0	0
Harvard (1955-57-58-69-71-74-75-82-83-85-86-87-88-89-93-94-2002-03-04)	19	14	27	1	.345	1	2	3	6
Holy Cross (2004)	1	0	1	0	.000	0	0	0	0
Lake Superior St. (1985-88-89-90-91-92-93-94-95-96)	10	20	11	1	.641	3	1	0	0
Maine (1987-88-89-90-91-92-93-95-99-2000-01-02-03-04)	14	26	16	0	.619	2	3	3	1
Mass.-Lowell (1988-94-96)	3	2	3	1	.417	0	0	0	0
Mercyhurst (2001-03)	2	0	2	0	.000	0	0	0	0
Merrimack (1988)	1	2	2	0	.500	0	0	0	0
Miami (Ohio) (1993-97-2004)	3	0	3	0	.000	0	0	0	0
Michigan (1948-49-50-51-52-53-54-55-56-57-62-64-77-91-92-93-94-95-96-97-98-99-2000-01-02-03-04) ..	27	43	20	0	.683	9	2	11	0
Michigan St. (1959-66-67-82-83-84-85-86-87-88-89-90-92-94-95-96-97-98-99-2000-01-02-04)	23	24	26	1	.480	2	2	5	1
Michigan Tech (1956-60-62-65-69-70-74-75-76-81)	10	13	9	0	.591	3	4	1	2
Minnesota (1953-54-61-71-74-75-76-79-80-81-83-85-86-87-88-89-90-91-92-93-94-95-96-97-2001-02-03-04)	28	47	29	0	.618	5	6	5	2
Minn. St. Mankato (2003)	1	0	1	0	.000	0	0	0	0
Minn. Duluth (1983-84-85-93-2004)	5	8	7	0	.533	0	1	2	0
New Hampshire (1977-79-82-83-92-94-95-97-98-99-2000-02-03-04)	14	12	18	0	.400	0	2	2	3
Niagara (2000-04)	2	1	2	0	.333	0	0	0	0
North Dakota (1958-59-63-65-67-68-79-80-82-84-87-90-97-98-99-2000-01-03-04)	19	31	14	0	.689	7	4	2	1
Northeastern (1982-88-94)	3	3	3	1	.500	0	0	1	0
Northern Mich. (1980-81-89-91-92-93-99)	7	10	9	0	.526	1	1	0	1
Notre Dame (2004)	1	0	1	0	.000	0	0	0	0
Ohio St. (1998-99-2003-04)	4	2	4	0	.333	0	0	1	0
Princeton (1998)	1	0	1	0	.000	0	0	0	0
Providence (1964-78-81-83-85-89-91-96-2001)	9	9	15	0	.375	0	1	1	1
Quinnipiac (2002)	1	0	1	0	.000	0	0	0	0
Rensselaer (1953-54-61-64-84-85-94-95)	8	7	8	1	.469	2	0	2	1
St. Cloud St. (1989-2000-01-02-03)	5	0	6	0	.000	0	0	0	0
St. Lawrence (1952-55-56-59-60-61-62-83-87-88-89-92-99-2000-01)	15	5	24	0	.172	0	2	2	5
Vermont (1988-96-97)	3	1	4	0	.200	0	0	1	0
Wayne St. (Mich.) (2003)	1	0	1	0	.000	0	0	0	0
Western Mich. (1986-94-96)	3	0	4	0	.000	0	0	0	0
Wisconsin (1970-72-73-77-78-81-82-83-88-89-90-91-93-94-95-98-2000-01-04)	19	29	17	2	.625	5	1	2	1
Yale (1952-98)	2	1	2	0	.333	0	0	1	0

Note: Denver's (1-1) participation in the 1973 championship and Wisconsin's (3-1) participation in the 1992 championship vacated. In championships without a third-place game, both teams awarded third place.

Photo courtesy of Rensselaer Polytechnic Institute Sports Information



Adam Oates led Rensselaer to the 1985 national title.

Tournament History

- 1948** The NCAA championship is initiated as a four-team, single-elimination bracket. Jim Malone scores the tournament's first goal to spark Dartmouth past Colorado College 8-4 in the opening NCAA postseason game, a semifinal contest played March 18 at The Broadmoor World Arena in Colorado Springs. Dartmouth falls to Michigan in the title game, however, as the Wolverines win the first of six crowns over the event's opening nine years.
- 1949** The third-place game is added.
- 1958** The championship moves out of Colorado Springs for the first time and is played in Williams Arena on the University of Minnesota campus as part of the state of Minnesota's centennial celebration. A record crowd of 7,878 sees Denver win its first title by defeating North Dakota, 6-2.
- 1960** The 50th NCAA tournament game has Boston University topping St. Lawrence 7-6 in the third-place contest, March 19 in Boston.
- 1961** St. Lawrence forward John Mason scores the 500th goal in NCAA tournament history, a second-period marker that leads to a 6-3 semifinal triumph over Rensselaer.
- 1964** Michigan wins its seventh NCAA ice hockey championship in 17 years, defeating Denver 6-3 on the Pioneers' home ice.
- 1969** Denver captures its second straight title and fifth over a 12-year period with a 4-3 triumph of Cornell.
- 1970** Cornell (29-0) finishes the only perfect season in NCAA Division I history with a 6-4 triumph over Clarkson in the championship game at Lake Placid. The Division I Ice Hockey Committee begins seeding the two teams from the East and West regions for the purpose of national semifinal pairings.
- 1972** A sellout crowd of 14,995, nearly double the previous NCAA tournament record, watches hometown favorite Boston University blank Cornell 4-0 in the final at Boston Garden. The Terriers' crown is their second straight, and no team since has won consecutive NCAA Division I hockey championships. It is the longest such streak in NCAA history for any sport, any division.
- 1973** In the 100th NCAA tournament game, Denver advances to the championship final with a 10-4 triumph over Boston College, March 15 in Boston.
- 1977** The Division I Ice Hockey Committee begins adding a third team to the championship bracket from each region when necessary. The first-ever opening-round game features the 1,000th goal in NCAA tournament history, a power-play score by Michigan's Kris Manery that leads to a 7-5 triumph over Bowling Green. The next week, an Olympia Stadium title-game crowd of 14,437 watches Michigan carry Wisconsin into overtime, but the Badgers need only 23 extra seconds to win 6-5 for their second NCAA crown. The game is the shortest of 10 championship finals that have gone into overtime.
- 1979** Minnesota notches its third title in six years with a 4-3 defeat of North Dakota. Gophers coach Herb Brooks compiled an NCAA-tournament best .889 winning percentage by going 8-1 during this six-year run.
- 1981** The bracket is increased to eight teams, with four teams each from the East and West regions. First-round games are based on a two-game, total-goals series, while the semifinals and final continue as single elimination.
- 1984** Bowling Green captures the title at Lake Placid in a 5-4, four-overtime classic against Minnesota Duluth. The longest championship final in NCAA ice hockey history ends on a Gino Cavallini goal at the 97:11 mark.
- 1986** The NCAA championship passes the 200-game mark during quarterfinal action March 22 at Boston University, Michigan State, Denver and Harvard.
- 1987** North Dakota joins Michigan and Denver as a five-time champion with its 5-3 triumph over Michigan State. The last three Fighting Sioux titles occur under the guidance of head coach Gino Gasparini.
- 1988** The bracket increases to 12 teams. First-round and quarterfinal games are based on a two-game, total-goals series, with the semifinals and final continuing as single elimination.
- 1989** First-round and quarterfinal games become a best-of-three format.
- 1990** The third-place game is eliminated. Wisconsin becomes the fourth team to capture at least five NCAA titles when the Badgers stop Colgate 7-3 in Detroit.
- 1991** Northern Michigan edges Boston University 8-7 in a three-overtime championship game that takes 81 minutes, 57 seconds to complete. Not only does Northern's Darryl Plandowski score the game-winner for the Wildcats, but his hat trick also includes a second-period tally that is the 2,500th goal in NCAA tournament history. Earlier in the championship, the 300th NCAA tournament game is played during the second night of quarterfinal action, March 23, at Maine, Northern Michigan, Boston University and Lake Superior State.



NCAA photos

The 2002 championship game between Maine and Minnesota set the all-time single game NCAA tournament attendance mark.

- 1992** Preliminary rounds are divided into an East and West Regional, become single-elimination and are held at predetermined sites.
- 1993** Maine captures its first title when Jim Montgomery scores a third-period hat trick during a 4:35 span to rally the Black Bears past Lake Superior State 5-4 before 17,704 in Milwaukee. Maine's 40-1-2 record is the best since Cornell's perfect season.
- 1994** A record-tying four overtime games are played in the tournament, including three by champion Lake Superior State. One Lakers overtime victory — 6-5 over Northeastern — lasts only 15 extra seconds, the shortest overtime game in NCAA tournament history.
- 1995** In the opening national semifinal, Maine outlasts Michigan 4-3 in triple-overtime in what was then the longest NCAA tournament game ever played. Dan Shermerhorn scores at the 100:28 mark to end the contest. The second semifinal, Boston University's 7-3 triumph over Minnesota, marks the 350th NCAA tournament game.
- 1996** Michigan topples Colorado College 3-2 in overtime for its eighth national championship. Colorado College returns to the semifinals for the first time since 1957.
- 1997** North Dakota becomes the second team to win six NCAA hockey crowns, beating Boston University 6-4 in the final. Dean Blais also becomes the first coach since Herb Brooks in 1974 to capture the title in his first tournament appearance. The championship's overall per-session attendance record tops as an average crowd of 12,104 sees each of the seven sessions.
- 1998** Both top-seeded teams are eliminated in the regionals and surprising Michigan takes advantage to claim a record ninth NCAA title. Boston College is the victim this time after the Eagles return to the title game for the first time in 20 years. They play in front of the hometown fans of Boston, which hosts a national final for the first time in 24 years. All three sessions at the FleetCenter draw record crowds, including 18,276 for the title game. Yale breaks a 45-year drought and returns to the NCAA tournament. Minnesota's record streak of 13 straight NCAA appearances ends. New Hampshire's Dylan Dellezay scores the 3,000th goal in tournament history to spark the Wildcats past Wisconsin 7-4 in the East Regional's first round. All eight regional games are produced and distributed by NCAA Productions via ESPN pay-per-view.
- 1999** The NCAA Division I hockey final round officially takes the name "Men's Frozen Four." Worcester's Centrum Centre hosts a regional record single-session crowd of 12,517.
- 2000** North Dakota wins its seventh NCAA title, rallying to defeat Boston College 4-2 in the 200th game in Frozen Four history. St. Lawrence earns its first Frozen Four ticket in 12 years with a 3-2, four-overtime triumph of Boston University at the East Regional. Robin Carruthers scores the winner at 123:53 (actual playing time was just under six hours) to conclude the tournament's longest game. In the West Regional second round, North Dakota's 4-1 victory over Niagara marks the tournament's 400th contest. Combined regional attendance at Albany, N.Y., and Minneapolis is a record 34,969.
- 2001** Boston College defeats North Dakota, 3-2, in overtime to win the Frozen Four. The Fighting Sioux scored with less than a minute to play in regulation to force overtime in one of the most dramatic finishes in history. ESPN Classic shows the game less than a week later as an "Instant Classic." Combined regional attendance at Worcester, Mass. and Grand Rapids, Mich. is a record 37,257.

2002 Minnesota wins the Frozen Four in dramatic fashion with a 4-3 overtime win against Maine at the Xcel Energy Center in St. Paul, Minn. The championship game set records for attendance (19,327) and television viewership (2.3 million viewers).

2003 Minnesota defends its crown with a 5-1 victory over New Hampshire in a sold-out HSBC arena in Buffalo, N.Y. The Golden Gophers become the first team to defend their title since Boston University did so in 1972.

2004 Denver wins the national title in dramatic fashion, holding off a 6-on-3 by Maine in the game's final minute and a half to post a 1-0 victory at the FleetCenter in Boston.

NCAA 50th Anniversary Team*

Pos.	Player	School	Tourn. Yrs.
G	Marc Behrend	Wisconsin	1981, 83
G	Ken Dryden	Cornell	1967-69
G	Chris Terreri	Providence	1983, 85
D	Chris Chelios	Wisconsin	1982-83
D	Bruce Driver	Wisconsin	1981-83
D	George Konik	Denver	1960-61
D	Dan Lodboa	Cornell	1970
D	Keith Magnuson	Denver	1968-69
D	Jack O'Callahan	Boston U.	1976-78
F	Tony Amonte	Boston U.	1990-91
F	Lou Angotti	Michigan Tech	1960, 62
F	Red Berenson	Michigan	1962
F	Bill Cleary	Harvard	1955
F	Tony Hrkac	North Dakota	1987
F	Paul Kariya	Maine	1993
F	Bill Masterton	Denver	1960-61
F	John Matcheffs	Michigan	1951, 53
F	John Mayasich	Minnesota	1953-54
F	Jim Montgomery	Maine	1990-93
F	Tom Rendall	Michigan	1955-57
F	Phil Sykes	North Dakota	1979-80, 82

*Selected prior to the 1997 championship by Division I head coaches, head coaches of teams that had participated in the tournament and all-time members of the hockey championship committee.

Entering the NCAA Tournament, These Teams...

...WERE UNDEFEATED

Year	Team (Coach)	Record	Tournament Result
1970	Cornell (Ned Harkness)	27-0	2-0, CHAMPION

...HAD ONE LOSS

Year	Team (Coach)	Record	Tournament Result
1949	Boston College (Snooks Kelley)	19-1	2-0, CHAMPION
1949	Michigan (Vic Heylinger)	19-1-3	1-1, Third Place
1961	Denver (Murray Armstrong)	28-1-1	2-0, CHAMPION
1967	Cornell (Ned Harkness)	25-1-1	2-0, CHAMPION
1968	Cornell (Ned Harkness)	26-1	1-1, Third Place
1969	Cornell (Ned Harkness)	26-1	1-1, Second Place
1993	Maine (Shawn Walsh)	39-1-2	3-0, CHAMPION

...HAD THE MOST WINS

Year	Team (Coach)	Record	Tournament Result
1993	Maine (Shawn Walsh)	39-1-2	3-0, CHAMPION
1979	Bowling Green (Ron Mason)	37-5-2	0-1
1985	Michigan St. (Ron Mason)	37-5	1-1
1987	North Dakota (Gino Gasparini)	36-8	4-0, CHAMPION
1991	Lake Superior St. (Jeff Jackson)	35-3-4	1-2
1977	Wisconsin (Bob Johnson)	35-7-1	2-0, CHAMPION
1990	Michigan St. (Ron Mason)	34-5-3	1-2
1989	Michigan St. (Ron Mason)	34-7-1	3-2, Third Place

...HAD THE HIGHEST WINNING PERCENTAGES

Year	Team (Coach)	Rec'd.	Pct.	Tournament Result
1970	Cornell (Ned Harkness)	27-0	1.000	2-0, CHAMPION
1968	Cornell (Ned Harkness)	26-1	.963	1-1, Third Place
1969	Cornell (Ned Harkness)	26-1	.963	1-1, Second Place
1993	Maine (Shawn Walsh)	39-1-2	.952	3-0, CHAMPION
1949	Boston College (Snooks Kelley)	19-1	.950	2-0, CHAMPION
1961	Denver (Murray Armstrong)	28-1-1	.950	2-0, CHAMPION
1967	Cornell (Ned Harkness)	25-1-1	.944	2-0, CHAMPION

Year	Team (Coach)	Rec'd.	Pct.	Tournament Result
1985	Rensselaer (Mike Addesa)	32-2	.941	3-0-1, CHAMPION
1978	Boston U. (Jack Parker)	27-2	.931	3-0, CHAMPION
1966	Clarkson (Len Ceglarski)	23-2	.920	1-1, Second Place

...HAD A .500 RECORD

Year	Team (Coach)	Record	Tournament Result
1982	Harvard (Bill Cleary)	13-13-2	0-2

...HAD A LOSING RECORD

Year	Team (Coach)	Record	Tournament Result
1971	Minnesota (Glen Sonmor)	12-14-1	1-1, Second Place
1978	Colorado Col. (Jeff Sauer)	18-21-1	0-1

...HAD THE MOST LOSSES

Year	Team (Coach)	Record	Tournament Result
1978	Colorado Col. (Jeff Sauer)	18-21-1	0-1
1993	Northern Mich. (Rick Comley)	20-17-4	1-1
1977	Michigan (Dan Farrell)	26-16	2-1, Second Place
1989	Bowling Green (Jerry York)	26-16-3	0-2
1988	Mass.-Lowell (Bill Riley)	20-16-1	0-1-1
1971	Minnesota (Glen Sonmor)	13-16-2	1-1, Second Place
2003	Wayne St. (Mich.) (Bill Wilkinson)	21-16-2	0-1
2004	Michigan St. (Rick Comley)	23-16-2	0-1
1985	Lake Superior St. (Frank Anzalone)	27-15	0-1-1
1989	Northern Mich. (Rick Comley)	25-15-2	1-2
1999	Ohio St. (John Markell)	21-15-4	0-1
1990	Bowling Green (Jerry York)	25-15-2	0-2
1985	Providence (Steve Stirling)	21-15-5	2-2, Second Place
1989	Providence (Mike McShane)	19-15-2	3-3
1991	Alas. Anchorage (Brush Christiansen)	20-15-4	2-2
2003	St. Cloud St. (Craig Dahl)	17-15-5	0-1
2004	Ohio St. (John Markell)	26-15	0-1

...HAD THE LOWEST WINNING PERCENTAGES

Year	Team (Coach)	Rec'd.	Pct.	Tournament Result
1971	Minnesota (Glen Sonmor)	13-16-2	.452	1-1, Second Place
1978	Colorado Col. (Jeff Sauer)	18-21-1	.463	0-1
1982	Harvard (Bill Cleary)	13-13-2	.500	0-2
1967	Michigan St. (Amo Bessone)	15-14-1	.517	1-1, Third Place
1966	Michigan St. (Amo Bessone)	14-13	.519	2-0, CHAMPION
2003	St. Cloud St. (Craig Dahl)	17-15-5	.527	0-1
1993	Northern Mich. (Rick Comley)	20-17-4	.537	1-1
1978	Providence (Lou Lamoriello)	17-14-2	.545	0-1
1980	Cornell (Dick Bertrand)	16-13	.552	0-2, Fourth Place
2004	Harvard (Mark Mazzoleni)	18-14-3	.557	0-1

...HAD THE MOST TIES

Year	Team (Coach)	Record	Tournament Result
2003	Minn. St. Mankato (Troy Jutting)	20-10-10	0-1
2001	North Dakota (Dean Blais)	27-7-9	2-1, Second Place
2003	Minnesota (Don Lucia)	24-8-9	4-0, CHAMPION
1992	Michigan St. (Ron Mason)	22-10-8	2-1, Third Place
1993	Minnesota (Doug Woog)	21-11-8	1-1
2004	Wisconsin (Mike Eaves)	21-12-8	1-1
1999	Michigan St. (Ron Mason)	28-5-7	1-1, Third Place
1994	Mass.-Lowell (Bruce Crowder)	22-9-7	1-1
1994	Northeastern (Ben Smith)	19-12-7	0-1
1998	Princeton (Don Cahoon)	18-10-7	0-1
2000	Boston U. (Jack Parker)	24-9-7	1-1
2001	Maine (Shawn Walsh)	19-11-7	1-1
2002	Maine (Tim Whitehead)	23-10-7	3-1, Second Place

Seeding History

The Division I Men's Ice Hockey Committee began seeding the two teams from the East and West regions with the 1970 championship for the purpose of national semifinal pairings. Beginning in 1977, a third team could be added to each region if deemed necessary by the committee. There were four seeds each from the East and West during the 1981-87 tournaments, and the quarterfinal-round was a two-game, total-goal series. Since 1988, there have been six seeds each from the East and West regions. The two-game, total-goal format continued for the 1988 championship, then a best-of-three series took place for the first rounds and quarterfinals from 1989-91. Regional competition and single-elimination play began in 1992. The national third-place game was eliminated following the 1989 championship. In 2003, the championship was expanded to 16 teams and therefore four teams were each seeded one through four.

Farthest Seeds Have Advanced

(1970-2004)

Seed	Best Finish
#1	CH—Cornell 1970, Boston U. 1972, Wisconsin 1977, North Dakota 1980, Wisconsin 1983, Rensselaer 1985, North Dakota 1987, Maine 1993, Boston U. 1995, Boston College 2001, Minnesota 2003
#2	CH—Boston U. 1971, Wisconsin 1973, Minnesota 1974, Michigan Tech 1975, Minnesota 1976, Minnesota 1979, North Dakota 1982, Michigan St. 1986, Lake Superior St. 1988, Harvard 1989, Wisconsin 1990, Northern Mich. 1991, Michigan 1996, North Dakota 1997, North Dakota 2000, Minnesota 2002, Denver 2004
#3	CH—Boston U. 1978, Bowling Green 1984, Lake Superior St. 1992, Michigan 1998, Maine 1999
#4	CH—Wisconsin 1981, Lake Superior St. 1994
#5	3d—Michigan St. 1992, Colorado Col. 1997, New Hampshire 1998
#6	2d—Wisconsin 1992 (later vacated; no other sixth seed has advanced past the quarterfinals or second round)

How the Seeds Have Fared...

ROUND-BY-ROUND — 1970-2004

Seed	FR*	QF/SR*	NSF	N3d	CH	Total
#1	8-0	48-25-4	26-29	7-12	11-15	100-81-4
#2	9-4	52-18	31-25	9-8	16-15	117-70
#3	26-23-1	13-39	6-4	1-0	5-1	51-67-1
#4	24-23	18-33-4	4-7	3-0	2-2	51-65-4
#5	15-24	4-10	0-3			19-37
#6	14-22-1	2-12	1-0		0-1	17-35-1

*First-round results from 1977-80 and since 1988; quarterfinal (now second-round) results since 1981.

...Since the Regional, Single-Elimination Format Began

ROUND-BY-ROUND — 1992-2002

Seed	FR	SR	NSF	CH	Total
#1		13-7	7-6	3-4	23-17
#2		14-6	7-7	3-4	24-16
#3	12-8	5-7	3-2	3-0	23-17
#4	11-9	4-7	2-2	1-1	18-19
#5	9-11	3-6	0-3		12-20
#6	8-12	1-7	1-0	0-1	10-20

ROUND-BY-ROUND — 2003-04

Seed	FR	SR	NSF	CH	Total
#1	8-0	5-3	3-2	1-2	17-7
#2	6-2	2-4	1-1	1-0	10-7
#3	2-6	1-1	0-1		3-8
#4	0-8				0-8

Won-Lost-Tied Records of Seeds

Year	# 1	# 2	# 3	# 4	# 5	# 6	Frozen Four Seeds
1970	2-2	2-2					Four-team event
1971	1-3	3-1					Four-team event
1972	2-2	2-2					Four-team event
1973	1-3	3-1					Four-team event
1974	2-2	2-2					Four-team event
1975	2-2	2-2					Four-team event
1976	1-3	3-1					Four-team event
1977	3-1	2-3	0-1				1, 1, 2, 2 (6)
1978	1-3	2-2	3-1				1, 1, 2, 3 (7)
1979	1-3	4-1	0-1				1, 1, 2, 2 (6)
1980	2-2	1-2	2-1				1, 1, 2, 3 (7)
1981	3-2-1	1-5	4-2	3-2-1			1, 1, 2, 3 (7)
1982	5-2-1	6-2	0-4	0-3-1			1, 1, 2, 2 (6)
1983	6-1-1	5-3	0-4	0-3-1			1, 1, 2, 2 (6)
1984	2-4	3-3	4-2	3-3			1, 2, 3, 4 (10)
1985	4-1-1	4-4	1-3	2-3-1			1, 2, 2, 4 (9)
1986	1-5	7-1	0-4	4-2			1, 2, 2, 4 (9)
1987	5-1	5-3	0-4	2-4			1, 2, 2, 4 (9)
1988	5-3	5-3	3-2-1	2-4	2-4	2-3-1	1, 1, 2, 2 (6)
1989	5-5	7-1	2-4	4-4	3-5	2-4	1, 1, 2, 2 (6)
1990	3-4	7-1	4-4	7-5	1-4	0-4	1, 2, 2, 4 (9)
1991	3-3	7-1	2-5	6-5	1-4	3-4	1, 2, 2, 4 (9)
1992	1-2	0-2	4-1	1-2	2-2	3-2	1, 3, 5, 6 (15)
1993	5-1	2-2	0-2	1-2	1-2	2-2	1, 1, 2, 2 (6)
1994	2-2	2-2	2-2	5-1	0-2	0-2	1, 2, 2, 4 (9)
1995	4-1	2-2	2-2	1-2	1-2	1-2	1, 1, 2, 3 (7)

Year	# 1	# 2	# 3	# 4	# 5	# 6	Frozen Four Seeds
1996	3-2	4-1	2-2	1-2	1-2	0-2	1, 1, 2, 2 (6)
1997	1-2	5-1	0-2	1-2	2-2	2-2	1, 2, 2, 5 (10)
1998	0-2	2-2	4-1	2-2	2-2	1-2	2, 3, 4, 5 (14)
1999	2-2	1-2	5-1	2-2	1-2	0-2	1, 2, 3, 4 (10)
2000	1-2	4-1	1-2	3-2	1-2	1-2	1, 2, 2, 4 (9)
2001	4-1	2-2	3-2	1-2	1-2	0-2	1, 1, 2, 3 (7)
2002	1-2	3-1	3-2	3-2	0-2	1-2	1, 2, 3, 4 (10)
2003	10-3	3-4	2-4	0-4			1, 1, 1, 3 (6)
2004	7-4	7-3	1-4	0-4			1, 1, 2, 2 (6)

Total 100-81-4 117-70 51-67-1 51-65-4 19-37-17-35-1

Annual Scoring Leaders

Year	Player, School	Goals	Assists	Points
1948	Wally Gacek, Michigan	5	3	8
1949	Gil Burford, Michigan	3	4	7
1950	Chris Ray, Colorado Col.	5	4	9
	Tony Frasca, Colorado Col.	3	6	9
1951	Omer Brandt, Colorado Col.	3	3	6
1952	George Chin, Michigan	2	2	4
	Doug Philpott, Michigan	1	3	4
1953	Doug Philpott, Michigan	3	3	6
	George Chin, Michigan	2	4	6
1954	Dick Dougherty, Minnesota	6	3	9
	John Mayasich, Minnesota	4	5	9
	Bill MacFarland, Michigan	4	5	9
1955	Bill Cleary, Harvard	5	0	5
	Bill MacFarland, Michigan	4	1	5
1956	Neil McDonald, Michigan	0	5	5
1957	Bob McCusker, Colorado Col.	7	2	9
1958	Bob Van Lammers, Clarkson	5	0	5
	Grant Childerhose, Clarkson	0	5	5
1959	Bill Daley, Boston College	2	3	5
1960	Paul Coppo, Michigan Tech	2	5	7
1961	Bill Masterton, Denver	5	3	8
1962	John Ivanitz, Michigan Tech	4	2	7
1963	Bob Hamill, Denver	3	2	5
	Al McLean, North Dakota	3	2	5
1964	Tom Polonic, Michigan	1	4	5
	Gordon Wilkie, Michigan	0	5	5
1965	Gary Milroy, Michigan Tech	3	3	6
1966	John McLennan, Clarkson	1	4	5
1967	Brian McAndrew, Michigan St.	2	2	4
	Tom Mikkola, Michigan St.	2	2	4
	Walt Stanowski, Cornell	2	2	4
1968	Brian Cornell, Cornell	4	0	4
	John Hughes, Cornell	0	4	4
1969	Keith Magnuson, Denver	1	5	6
1970	Bob Poffenroth, Wisconsin	2	5	7
1971	Dean Blais, Minnesota	4	1	5
1972	Dave Westner, Cornell	4	0	4
	Gary Winchester, Wisconsin	3	1	4
	Ron Anderson, Boston U.	2	2	4
	Ric Jordan, Boston U.	2	2	4
1973	#Peter McNab, Denver	3	5	8
	(Bob Reardon, Boston College)	4	1	5
1974	Jim McMahon, Harvard	3	3	6
1975	Terry Meagher, Boston U.	5	1	6
	Bob D'Alvise, Michigan Tech	3	3	6
	Bill Robbins, Boston U.	0	6	6
1976	Tom Vannelli, Minnesota	2	5	7
1977	Dave Silk, Boston U.	5	2	7
	Rick Meagher, Boston U.	4	3	7
1978	Dave Silk, Boston U.	3	3	6
	Jack O'Callahan, Boston U.	0	6	6
1979	Mark Taylor, North Dakota	1	5	6
1980	Phil Sykes, North Dakota	3	4	7
1981	Aaron Broten, Minnesota	6	7	13
1982	Phil Sykes, North Dakota	6	2	8
1983	Pat Flatley, Wisconsin	3	6	9
1984	Lyle Phair, Michigan St.	3	5	8
1985	Bill Watson, Minn. Duluth	3	6	9
1986	Mitch Messier, Michigan St.	5	6	11
	Lane MacDonald, Harvard	4	7	11
1987	Tony Hrkac, North Dakota	3	9	12
1988	Pete Lappin, St. Lawrence	5	3	8
1989	Rob Gaudreau, Providence	6	4	10
1990	Tony Amonte, Boston U.	7	6	13
1991	Dave Trombley, Clarkson	3	8	11
1992	Brian Rolston, Lake Superior St.	4	4	8
1993	Jim Montgomery, Maine	5	4	9
1994	Gerald Tailleire, Lake Superior St.	3	7	10

Year	Player, School	Goals	Assists	Points	Year	Player, School	Goals	Assists	Points
1995	Nick Checco, Minnesota	3	2	5	1999	Matt Herr, Michigan	2	4	6
	Kaj Linna, Boston U.	3	2	5	2000	Steve Kariya, Maine	4	4	8
	Steve Thornton, Boston U.	1	4	5	2001	Brian Gionta, Boston College	4	3	7
1996	Bill Muckalt, Michigan	4	2	6	2002	Bryan Lundbohm, North Dakota	2	5	7
	Brendan Concannon, Mass.-Lowell	2	4	6	2003	Robert Liscak, Maine	4	3	7
	Brendan Morrison, Michigan	2	4	6	2004	Thomas Vanek, Minnesota	5	3	8
1997	Matt Henderson, North Dakota	4	2	6		Patrick Eaves, Boston College	3	2	5
	Casey Hankinson, Minnesota	3	3	6		Lukas Dora, Denver	1	4	5
1998	Mark Kosick, Michigan	3	3	6					

Participation in tournament vacated.

Overtime Games (60)

1948 (1) Clarkson 2, Harvard 1 (2 ot) ‡Michigan 6, Boston College 4	1974 (1) Michigan Tech 6, Harvard 5	1989 (3) Maine 4, Providence 3 (2 ot) Michigan St. 5, Boston College 4 *Harvard 4, Minnesota 3	1996 (2) Colorado Col. 4, Vermont 3 (2 ot) *Michigan 3, Colorado Col. 2	2002 (2) Maine 4, Harvard 3 *Minnesota 4, Maine 3
1954 (1) *Rensselaer 5, Minnesota 4	1976 (1) Michigan Tech 7, Brown 6 (2 ot)	1990 (1) Wisconsin 4, Maine 3	1997 (1) Boston U. 4, Denver 3	2003 (2) Cornell 2, Boston College 1 Minnesota 3, Michigan 2
1956 (1) Michigan 2, St. Lawrence 1	1977 (2) Wisconsin 4, New Hampshire 3 *Wisconsin 6, Michigan 5	1991 (2) Cornell 5, Michigan 4 *Northern Mich. 8, Boston U. 7 (3 ot)	1998 (3) Ohio St. 4, Michigan St. 3 New Hampshire 4, Boston U. 3 *Michigan 3, Boston College 2	2004 (3) Wisconsin 1, Ohio St. 0 Maine 2, Wisconsin 1 Boston College 3, Michigan 2 *Championship games. ‡Overtime was a full, 10-minute period and not sudden death. #Second game of two-game, total-goal series.
1957 (1) Clarkson 2, Harvard 1 (2 ot)	1982 (1) #Northeastern 3, Bowling Green 2	1993 (3) Northern Mich. 3, Harvard 2 (2 ot) Michigan 4, Wisconsin 3 Maine 4, Michigan 3	1999 (3) New Hampshire 2, Michigan 1 Maine 2, Boston College 1 *Maine 3, New Hampshire 2	
1959 (3) North Dakota 4, St. Lawrence 3 Boston College 7, St. Lawrence 6 (2 ot) *North Dakota 4, Michigan St. 3	1984 (4) #Bowling Green 5, Boston U. 1 Minn. Duluth 2, North Dakota 1 North Dakota 6, Michigan St. 5 *Bowling Green 5, Minn. Duluth 4 (4 ot)	1994 (4) Lake Superior St. 6, Northeastern 5 Lake Superior St. 5, Michigan 4 Minnesota 2, Mass.-Lowell 1 (2 ot) Lake Superior St. 3, Harvard 2	2000 (3) Boston College 6, Michigan St. 5 Michigan 4, Colgate 3 St. Lawrence 3, Boston U. 2 (4 ot)	
1969 (2) Cornell 4, Michigan Tech 3 Harvard 6, Michigan Tech 5 (2 ot)	1985 (3) Providence 4, Boston College 3 (3 ot) Rensselaer 6, Minn. Duluth 5 (3 ot) Minn. Duluth 7, Boston College 6	1995 (1) Maine 4, Michigan 3 (3 ot)	2001 (3) Maine 5, Minnesota 4 Colorado Col. 3, St. Lawrence 2 (2 ot) *Boston College 3, North Dakota 2	
1971 (1) Minnesota 6, Harvard 5	1988 (1) *Lake Superior St. 4, St. Lawrence 3			
1973 (1) Wisconsin 6, Cornell 5				

Overtime Records by School

Boston College	W-L 4-7	Cornell	W-L 3-1	Michigan St.	W-L 1-4	Northern Mich.	W-L 2-0
Boston U.	1-4	Denver	0-1	Michigan Tech	2-2	Ohio St.	1-1
Bowling Green	2-1	Harvard	2-6	Minn. Duluth	2-2	Providence	1-1
Brown	0-1	Lake Superior St.	4-0	Minnesota	4-3	Rensselaer	2-0
Clarkson	1-0	Maine	8-2	New Hampshire	2-2	St. Lawrence	1-5
Colgate	0-1	Mass.-Lowell	0-1	North Dakota	3-2	Vermont	0-1
Colorado Col.	2-1	Michigan	6-8	Northeastern	1-1	Wisconsin	5-2

Shutout Games (28)

1965 (1) Michigan Tech 4, Brown 0	1988 (2) Lake Superior St. 5, Merrimack 0 St. Lawrence 7, Wisconsin 0	Michigan 4, New Hampshire 0
1967 (1) Cornell 1, North Dakota 0	1989 (1) Providence 2, Northern Mich. 0	2000 (1) North Dakota 2, Maine 0
1968 (1) *Denver 4, North Dakota 0	1990 (1) Boston U. 5, North Dakota 0	2001 (1) North Dakota 2, Michigan St. 0
1971 (1) Denver 1, Harvard 0	1991 (1) Maine 4, Minnesota 0	2002 (1) Colorado Col. 2, Michigan St. 0
1972 (1) *Boston U. 4, Cornell 0	1994 (1) New Hampshire 2, Rensselaer 0	2003 (2) Boston College 1, Ohio St. 0 New Hampshire 3, Boston U. 0
1982 (1) Wisconsin 5, New Hampshire 0	1995 (1) Minnesota 3, Rensselaer 0	2004 (5) North Dakota 3, Holy Cross 0 Denver 1, North Dakota 0 Wisconsin 1, Ohio St. 0 Minn. Duluth 5, Michigan St. 0 *Denver 1, Maine 0 *Championship games.
1983 (1) Wisconsin 2, Providence 0	1996 (1) Michigan 4, Boston U. 0	
1987 (1) Harvard 3, Bowling Green 0	1998 (2) Ohio St. 4, Yale 0	

Longest Games (Top 20)

A championship game is denoted by (CH), a national semifinal game by (NSF), a national third-place game by (N3d), an East Regional game by (ER) and a West Regional game by (WR).

Date	Score	Site/Event	OTs	Time	Game-Winner
March 26, 2000	St. Lawrence 3, Boston U. 2	Albany, N.Y./ER	4	123:53	Robin Carruthers
March 30, 1995	Maine 4, Michigan 3	Providence, R.I./NSF	3	100:28	Dan Shermerhorn
March 24, 1984	Bowling Green 5, Minn. Duluth 4	Lake Placid, N.Y./CH	4	97:11	Gino Cavallini
March 28, 1996	Colorado Col. 4, Vermont 3	Cincinnati/NSF	2	89:31	Chad Remackel
March 27, 1994	Minnesota 2, Mass.-Lowell 1	East Lansing, Mich./WR	2	89:29	Jeff Nielsen
March 29, 1985	Rensselaer 6, Minn. Duluth 5	Detroit/NSF	3	85:45	John Carter
March 23, 2001	Colorado Col. 3, St. Lawrence 2	Worcester, Mass./ER	2	83:30	Paul Manning
March 26, 1993	Northern Mich. 3, Harvard 2	Worcester, Mass./ER	2	82:43	Mike Harding
March 30, 1991	Northern Mich. 8, Boston U. 7	St. Paul, Minn./CH	3	81:57	Darryl Plandowski
March 30, 2003	Cornell 2, Boston College 1	Providence, R.I./ER	2	81:09	Matt McRae
March 28, 1985	Providence 4, Boston College 3	Detroit/NSF	3	80:33	Artie Yeomelakis
March 15, 1969	Harvard 6, Michigan Tech 5	Colorado Spgs./N3d	2	78:53	Chris Gurry
April 6, 2002	Minnesota 4, Maine 3	St. Paul, Minn./CH	1	76:58	Grant Potulny
April 4, 1998	Michigan 3, Boston College 2	Boston/CH	1	77:51	Josh Langfeld
March 16, 1957	Clarkson 2, Harvard 1	Colorado Spgs./N3d	2	76:51	Eddie Rowe
March 14, 1959	Boston College 7, St. Lawrence 6	Troy, N.Y./N3d	2	76:51	John Cusack
March 26, 1989	Maine 4, Providence 3	Orono, Maine/QF	2	75:28	Martin Robitaille
March 23, 2001	Maine 5, Minnesota 4	Worcester, Mass./ER	1	73:04	Robert Liscak
March 25, 2000	Michigan 4, Colgate 3	Albany, N.Y./ER	1	72:43	Geoff Koch
March 25, 1976	Michigan Tech 7, Brown 6	Denver/NSF	2	72:13	Dave Joelson

Note: The above game was the second-longest in Division I men's history (regular or postseason), surpassed only by Colorado College's 1-0 victory over Wisconsin, March 8, 1997, that lasted 129:30.

SHORTEST OVERTIME GAME

March 26, 1994	Lake Superior St. 6, Northeastern 5	East Lansing, Mich./WR	1	0:15	Mike Morin
----------------	-------------------------------------	------------------------	---	------	------------

SHORTEST OVERTIME CHAMPIONSHIP GAME

March 26, 1977	Wisconsin 6, Michigan 5	Detroit	1	0:23	Steve Alley
----------------	-------------------------	---------	---	------	-------------

Financial History (1966-2004)

Year	Teams	Sessions	Total Paid Attend.	Average Attend.	Gross Receipts	Game Expense	Gross Net Receipts	Team Expense	Distribution to Teams	Retained (or Absorbed) by NCAA
1966	4				\$17,233	\$11,282	\$5,951	\$14,118	\$5,356	\$(8,763)
1967	4				56,958	16,124	40,834	10,205	15,314	15,314
1968	4				31,146	16,810	14,335	13,817	259	259
1969	4				33,390	17,284	16,105	18,685	0	(2,580)
1970	4				35,219	13,520	21,698	14,295	3,702	3,702
1971	4				61,683	23,876	37,807	15,516	11,146	11,146
1972	4				118,384	33,520	84,864	16,390	20,672	20,672
1973	4				92,518	32,706	59,812	18,018	12,678	12,678
1974	4				74,124	31,980	42,144	17,754	7,317	7,317
1975	4				53,850	7,516	46,334	27,401	9,467	9,467
1976	4	4	16,498	4,125	72,219	28,187	44,031	34,642	4,695	4,695
1977	5	4	26,042	6,510	160,208	92,016	71,340	23,172	24,084	24,084
1978	6	6	38,277	6,380	222,321	61,902	179,482	30,021	74,731	74,731
1979	5	4	16,635	4,159	121,373	49,783	108,913	34,621	37,146	37,146
1980	5	5	27,068	5,414	196,796	88,327	108,468	42,919	58,640	58,640
1981	8	12	49,466	4,122	358,277	134,016	224,261	85,156	117,956	117,956
1982	8	12	53,993	4,499	506,747	161,593	345,154	90,869	127,142	127,142
1983	8	12	61,180	5,098	603,743	186,855	416,888	101,331	157,776	157,781
1984	8	12	68,533	5,711	607,291	188,208	419,083	115,880	151,600	151,602
1985	8	11	80,069	7,279	816,838	251,372	565,466	116,348	224,560	224,558
1986	8	12	57,826	4,819	677,355	165,923	511,432	148,963	181,236	181,233
1987	8	11	72,717	6,611	957,115	273,243	683,872	143,005	324,520	216,347
1988	12	20	90,682	4,534	938,973	290,568	648,404	211,220	389,040	48,144
1989	12	23	139,170	6,051	1,537,004	488,912	1,048,092	244,629	628,856	174,607
1990	12	21	116,848	5,564	1,441,729	547,961	893,768	285,803	536,260	71,705
1991	12	22	106,870	4,858	1,353,087	621,977	731,110	648,922	0	82,188
1992	12	7	67,363	9,623	943,200	397,970	545,230	481,085	0	64,144
1993	12	7	80,433	11,490	1,486,698	740,052	746,646	533,632	0	213,014
1994	12	7	76,016	10,859	1,415,284	691,732	723,552	262,955	0	460,596
1995	12	7	65,624	9,375	1,514,490	708,367	806,123	285,379	0	520,745
1996	12	7	65,778	9,397	1,338,741	608,039	730,702	265,295	0	465,407
1997	12	7	84,728	12,104	1,951,345	856,306	1,095,039	345,522	0	749,517
1998	12	7	79,362	11,337	2,067,045	934,142	1,132,903	308,127	0	824,776
1999	12	7	69,429	9,918	1,506,038	927,613	578,425	456,565	0	121,860
2000	12	7	69,421	9,917	2,018,633	975,483	1,043,150	312,776	0	730,374
2001	12	7	77,122	11,017	1,869,414	795,520	1,073,894	447,623	0	314,213
2002	12	7	91,931	13,133	3,308,754	1,119,782	1,761,089	365,022	0	1,396,203
2003	16	10	111,224	10,111	4,086,655	1,619,414	1,985,342	516,475	0	1,564,927
2004	16	10	96,327	9,633	4,059,129	940,016	2,035,988	556,159	0	1,479,829

Note: Beginning in 1991, in accordance with the revenue-distribution plan adopted by the NCAA Executive Committee for all championship sports, television rights fees and other revenue were no longer distributed to the participating teams.

Television Ratings (since 1995)

Date	Teams	Network	Rating	Cable Rating	Share	Households	Est. Viewers
March 30, 1995	Maine vs. Michigan	ESPN2	0.1	0.3	1	57,000	147,060
March 30, 1995	Boston U. vs. Minnesota	ESPN2	0.1	0.3	1	63,000	162,540
April 1, 1995	Boston U. vs. Maine	ESPN	0.6	0.8	2	526,000	1,357,080
March 28, 1996	Colorado Col. vs. Vermont	ESPN2	0.3	0.3	1	94,000	244,400
March 28, 1996	Boston U. vs. Michigan	ESPN2	0.5	0.5	1	169,000	439,400
March 30, 1996	Colorado Col. vs. Michigan	ESPN	0.9	0.9	3	605,000	1,573,000
March 27, 1997	Colorado Col. vs. North Dakota	ESPN2	0.1	0.1	0	55,000	142,450
March 27, 1997	Boston U. vs. Michigan	ESPN2	0.5	0.5	1	232,000	600,880
March 29, 1997	Boston U. vs. North Dakota	ESPN	0.7	0.7	2	494,000	1,279,460
April 2, 1998	Michigan vs. New Hampshire	ESPN2	0.1	0.2	1	103,000	266,770
April 2, 1998	Boston College vs. Ohio St.	ESPN2	0.3	0.6	1	314,000	813,260
April 4, 1998	Boston College vs. Michigan	ESPN	0.7	1.0	2	731,000	1,893,290
April 1, 1999	Boston College vs. Maine	ESPN2	0.1	0.2	0	126,000	325,080
April 1, 1999	Michigan St. vs. New Hampshire	ESPN2	0.2	0.4	1	236,000	608,880
April 3, 1999	Maine vs. New Hampshire	ESPN	0.5	0.7	1	530,000	1,367,400
April 6, 2000	Maine vs. North Dakota	ESPN2	0.1	0.2	1	125,000	322,500
April 6, 2000	Boston College vs. St. Lawrence	ESPN2	0.2	0.3	0	186,000	479,880
April 8, 2000	Boston College vs. North Dakota	ESPN	0.5	0.7	1	551,000	1,421,580
April 5, 2001	Michigan St. vs. North Dakota	ESPN2	0.2	0.2	1	176,000	450,560
April 5, 2001	Boston College vs. Michigan	ESPN2	0.2	0.3	0	211,000	540,160
April 7, 2001	Boston College vs. North Dakota	ESPN	0.5	0.7	1	542,000	1,387,520
April 4, 2002	New Hampshire vs. Maine	ESPN2	0.1	0.2	1	129,000	330,240
April 4, 2002	Minnesota vs. Michigan	ESPN2	0.2	0.3	0	241,000	616,960
April 6, 2002	Maine vs. Minnesota	ESPN	0.9	1.04	2	899,000	2,301,440
April 10, 2003	Cornell vs. New Hampshire	ESPN2	0.1	0.1	0	109,000	277,950
April 10, 2003	Minnesota vs. Michigan	ESPN2	0.2	0.2	0	186,000	474,300
April 12, 2003	Minnesota vs. New Hampshire	ESPN	0.3	0.40	1	348,000	887,400
April 8, 2004	Denver vs. Minn. Duluth	ESPN2	0.1	0.1	0	98,000	248,920
April 8, 2004	Boston College vs. Maine	ESPN2	0.2	0.2	0	175,000	444,500
April 10, 2004	Denver vs. Maine	ESPN	0.4	0.47	1	417,000	1,059,180

Tournament Scoring Trends (1948-2004)

(Average goals per game, per team)

Year	Games	Goals	Avg.	Year	Games	Goals	Avg.
1948	3	34	5.7	1978	6	46	3.8
1949	4	37	4.6	1979	5	39	3.9
1950	4	53	*6.6	1980	5	40	4.0
1951	4	41	5.1	1981	12	108	4.5
1952	4	29	3.6	1982	12	79	3.3
1953	4	40	5.0	1983	12	97	4.0
1954	4	43	5.4	1984	12	94	3.9
1955	4	30	3.8	1985	12	90	3.8
1956	4	37	4.6	1986	12	100	4.2
1957	4	37	4.6	1987	12	82	3.4
1958	4	32	4.0	1988	20	145	3.6
1959	4	34	4.3	1989	23	182	4.0
1960	4	47	5.9	1990	22	163	3.7
1961	4	37	4.6	1991	22	195	4.4
1962	4	30	3.8	1992	11	90	4.1
1963	4	37	4.6	1993	11	72	3.3
1964	4	22	2.8	1994	11	74	3.4
1965	4	35	4.4	1995	11	84	3.8
1966	4	24	3.0	1996	11	69	3.1
1967	4	19	2.4	1997	11	87	4.0
1968	4	20	2.5	1998	11	66	3.0
1969	4	36	4.5	1999	11	63	2.9
1970	4	31	3.9	2000	11	67	3.0
1971	4	24	3.0	2001	11	61	2.8
1972	4	25	3.1	2002	11	73	3.3
1973	4	35	4.4	2003	15	93	3.1
1974	4	38	4.8	2004	15	67	#2.2
1975	4	46	5.8	Total	458	3,474	3.8
1976	4	44	5.5				
1977	5	51	5.1				

*Record High; #Record Low

NCAA Division I Men's Ice Hockey Championship Committee Chairs

(CHRONOLOGICAL)

Name	Affiliation	Years
Herb Gallagher	Northeastern	1961, 68-70
Murray Murdoch	Yale	1962-64
Victor Stout	Boston University	1965-67

Name	Affiliation	Years
John McComb	Ohio	1971-75
Burt Smith	Michigan State	1976-80
Charlie Holt	New Hampshire	1981-82
Ralph Romano	Minnesota Duluth	1983
John Simpson	Boston University	1984-88
Bruce McLeod	Minnesota Duluth	1989-90
Laing Kennedy	Cornell	1991-93
Rick Comley	Northern Michigan	1994-96
Joe Marsh	St. Lawrence	1997-99
Bill Wilkinson	Wayne State (Michigan)	2000-01
Jack McDonald	Quinnipiac	2001-02
Ian McCaw	Massachusetts	2002-03
Ron Grahame	Denver	2003-04
Wayne Dean	Yale	2004-05

NCAA Division I Men's Ice Hockey Championship Committee Roster

(ALPHABETICAL)


Name	Affiliation	Years
Murray Armstrong	Denver	1967-72
Charlie Basch	St. Cloud State	1988-89
Amo Bessone	Michigan State	1961-63, 68-73
Rube Bjorkman	North Dakota	1973-75
Len Ceglarski	Boston College	1989
Bill Cleary	Harvard	1976-89
Rick Comley	Northern Michigan	1991-96
Bob DeGregorio	Merrimack	1995-98
*Wayne Dean	Yale	2002-05
*Tim Dillon	Canisius	2003-05
Tony Frasca	Colorado College	1961-66
Herb Gallagher	Northeastern	1961, 65-70
Ron Grahame	Denver	2001-04
Jack Gregory	Bowling Green	1991-94
Herb Hammond	Brown	1985-88
Charlie Holt	New Hampshire	1977-82
Jeff Jackson	Lake Superior State	1995
Bob Johnson	Wisconsin	1982
Michael Kasavana	Michigan State	1996
Jack Kelley	Boston College	1971-76
Laing Kennedy	Cornell	1990-93
James Lessig	Bowling Green	1981-82

Name	Affiliation	Years
John Mariucci.....	Minnesota	1964-67
Joe Marsh.....	St. Lawrence.....	1994-99
*Ron Mason.....	Michigan State	1984-89, 2003-05
John Matchefts.....	Air Force.....	1976-81
*Joel Maturi.....	Minnesota.....	2005
Ian McCaw.....	Northeastern, Massachusetts.....	2000-03
John McComb.....	Ohio.....	1970-75
Jack McDonald.....	Quinnipiac.....	1999-2002
Bruce McLeod.....	Minnesota Duluth.....	1985-88
Murray Murdoch.....	Yale.....	1961-64
Jack Parker.....	Boston University.....	1989-94
Buddy Powers.....	Bowling Green.....	2002

Name	Affiliation	Years
Al Renfrew.....	Michigan.....	1968-69
Pat Richter.....	Wisconsin.....	1997-2000
Bill Riley.....	Massachusetts-Lowell.....	1981-83
Ralph Romano.....	Minnesota Duluth.....	1983
Jeff Sauer.....	Colorado College/Wisconsin.....	1974-76, 77-78
*Marty Scarano.....	New Hampshire.....	2004-05
*Frank Serratore.....	Air Force.....	2002-05
John Simpson.....	Boston University.....	1983-88
Burt Smith.....	Michigan State/WCHA.....	1975-77, 78-80
Victor Stout.....	Boston University.....	1962-67
Doug Weaver.....	Michigan State.....	1989
Bill Wilkinson.....	Western Michigan/Wayne State (Mich.).....	1997-2001

Coaching Records

Coaching Facts	44
Team-By-Team Won-Lost-Tied Records, By Coach.....	44
All-Time Coaches	46



Coaching Facts

*Does not include vacated years.

TOURNAMENT APPEARANCES

- 22, Ron Mason, Bowling Green and Michigan St., 1977-2002
- 19, Jack Parker, Boston U., 1974-2003
- 14, Red Berenson, Michigan, 1991-2004
- 13, Len Ceglarski, Clarkson and Boston College, 1962-91
- 12, Doug Woog, Minnesota, 1986-97
- 12, *Jeff Sauer, Colorado Col. and Wisconsin, 1978-2001
- 12, Jerry York, Bowling Green and Boston College, 1982-2004
- 11, Shawn Walsh, Maine, 1987-2001
- 10, Vic Heyliger, Michigan, 1948-57
- 10, *Murray Armstrong, Denver, 1958-72
- 10, Richard Umile, New Hampshire, 1992-2004

CONSECUTIVE TOURNAMENT APPEARANCES

- 14, Red Berenson, Michigan, 1991-2004
- 12, Doug Woog, Minnesota, 1986-97
- 10, Vic Heyliger, Michigan, 1948-57
- 9, Ron Mason, Michigan St., 1982-90
- 9, Jack Parker, Boston U., 1990-98
- 9, Ron Mason, Michigan St., 1994-2002
- 7, Shawn Walsh, Maine, 1987-93
- 6, Jeff Jackson, Lake Superior St., 1991-96
- 5, Cheddy Thompson, Colorado Col., 1948-52
- 5, Jack Parker, Boston U., 1974-78
- 5, Bill Cleary, Harvard, 1985-89
- 5, Don Lucia, Colorado Col., 1995-99
- 5, Mark Morris, Clarkson, 1995-99
- 5, Dean Blais, North Dakota, 1997-2001

TOURNAMENT WINS

- 25, Jack Parker, Boston U., 1974-2003 (.543)
- 22, Ron Mason, Bowling Green and Michigan St., 1977-2002 (.459)
- 21, Doug Woog, Minnesota, 1986-97 (.553)
- 21, Red Berenson, Michigan, 1991-2003 (.618)
- 20, Shawn Walsh, Maine, 1987-2001 (.606)
- 16, Vic Heyliger, Michigan, 1948-57 (.800)
- 16, *Jeff Sauer, Colorado Col. and Wisconsin, 1978-2001 (.569)
- 16, Jerry York, Bowling Green and Boston College 1982-2003 (.532)
- 15, Gino Gasparini, North Dakota, 1979-90 (.789)
- 14, *Murray Armstrong, Denver, 1958-72 (.700)
- 14, Don Lucia, Colorado Col. and Minnesota, 1995-2004 (.667)

TOURNAMENT WINNING PERCENTAGE (Min. eight games)

- .889, Herb Brooks, Minnesota, 1974-79 (8-1)
- .800, Vic Heyliger, Michigan, 1948-57 (16-4)
- .789, Gino Gasparini, North Dakota, 1979-90 (15-4)
- .722, Jeff Jackson, Lake Superior St., 1991-96 (13-5)
- .700, *Murray Armstrong, Denver, 1958-72 (14-6)

- .694, Bob Johnson, Wisconsin, 1970-82 (12-5-1)
- .692, Dean Blais, North Dakota, 1997-2001 (9-4)
- .667, Don Lucia, Colorado Col. and Minnesota, 1995-2003 (14-7)
- .667, Tim Whitehead, Maine, 2002-04 (6-3)
- .643, Ned Harkness, Rensselaer and Cornell, 1953-70 (9-5)
- .625, Jack Kelley, Boston U., 1966-72 (5-3)

COACHED TWO DIFFERENT SCHOOLS INTO TOURNAMENT

- Ned Harkness, Rensselaer (1953-61) and Cornell (1967-70)
- Al Renfrew, Michigan Tech (1956) and Michigan (1962-64)
- Len Ceglarski, Clarkson (1962-70) and Boston College (1973-91)
- Ron Mason, Bowling Green (1977-79) and Michigan St. (1982-2002)
- Jeff Sauer, Colorado Col. (1978) and Wisconsin (1983-2001)
- Mike McShane, St. Lawrence (1983) and Providence (1989-91)
- George Gwozdecky, Miami (Ohio) (1993) and Denver (1995-2004)
- Jerry York, Bowling Green (1982-90) and Boston College (1998-2004)
- Don Lucia, Colorado Col. (1995-99) and Minnesota (2001-2004)
- Mark Mazzoleni, Miami (Ohio) (1997) and Harvard (2002-04)
- Bill Wilkinson, Western Mich. (1986-96) and Wayne St. (Mich.) (2003)
- Rick Comley, Northern Mich. (1980-99) and Michigan St. (2004)

FROZEN FOUR APPEARANCES

- 12, Jack Parker, Boston U., 1974-97
- 10, Vic Heyliger, Michigan, 1948-57
- 10, *Murray Armstrong, Denver, 1958-72
- 9, Snooks Kelley, Boston College, 1948-68
- 9, John MacInnes, Michigan Tech, 1960-81
- 9, Red Berenson, Michigan, 1991-2003
- 8, Len Ceglarski, Clarkson and Boston College, 1962-90
- 8, Ron Mason, Bowling Green and Michigan St., 1978-2001
- 7, Ned Harkness, Rensselaer and Cornell, 1953-70
- 7, Bob Johnson, Wisconsin, 1970-82
- 7, Shawn Walsh, Maine, 1988-2000

CONSECUTIVE FROZEN FOUR APPEARANCES

- 10, Vic Heyliger, Michigan, 1948-57
- 5, Cheddy Thompson, Colorado Col., 1948-52
- 5, Jack Parker, Boston U., 1974-78
- 5, Jack Parker, Boston U., 1993-97
- 4, George Menard, St. Lawrence, 1959-62
- 4, Ned Harkness, Cornell, 1967-70

- 4, Doug Woog, Minnesota, 1986-89
- 4, Red Berenson, Michigan, 1995-98
- 4, Jerry York, Boston College, 1998-2001
- 3, Snooks Kelley, Boston College, 1948-50
- 3, John MacInnes, Michigan Tech, 1974-76
- 3, Herb Brooks, Minnesota, 1974-76
- 3, Jeff Jackson, Lake Superior St., 1992-94

FROZEN FOUR WINS

- 16, Vic Heyliger, Michigan, 1948-57 (.800)
- 14, *Murray Armstrong, Denver, 1958-72 (.700)
- 10, John MacInnes, Michigan Tech, 1960-81 (.556)
- 10, Jack Parker, Boston U., 1974-97 (.476)
- 9, Ned Harkness, Rensselaer and Cornell, 1953-70 (.643)
- 9, Bob Johnson, Wisconsin, 1970-82 (.643)
- 8, Gino Gasparini, North Dakota, 1979-87 (.800)
- 7, Herb Brooks, Minnesota, 1974-79 (.875)
- 6, Shawn Walsh, Maine, 1988-2000 (.500)
- 6, Len Ceglarski, Clarkson and Boston College, 1962-85 (.381)
- 6, Jerry York, Bowling Green and Boston College, 1984-2004 (.500)

FROZEN FOUR WINNING PERCENTAGE (Min. four games)

- 1.000, *Jeff Sauer, Wisconsin, 1983-90 (4-0)
- .875, Herb Brooks, Minnesota, 1974-79 (7-1)
- .833, Jeff Jackson, Lake Superior St., 1992-94 (5-1)
- .833, Dean Blais, North Dakota, 1997-2001 (5-1)
- .833, Don Lucia, Colorado Col. and Minnesota, 1998-2003 (5-1)
- .800, Vic Heyliger, Michigan, 1948-57 (16-4)
- .800, Gino Gasparini, North Dakota, 1979-87 (8-2)
- .750, Bob May, North Dakota, 1958-59 (3-1)
- .700, *Murray Armstrong, Denver, 1958-72 (14-6)
- .667, Al Renfrew, Michigan Tech and Michigan, 1956-64 (4-2)
- .667, Amo Bessone, Michigan St., 1959-67 (4-2)

NCAA CHAMPIONSHIPS

- 6, Vic Heyliger, Michigan, 1948-56
- 5, Murray Armstrong, Denver, 1958-69
- 3, Ned Harkness, Rensselaer and Cornell, 1954-70
- 3, John MacInnes, Michigan Tech, 1962-75
- 3, Bob Johnson, Wisconsin, 1973-81
- 3, Herb Brooks, Minnesota, 1974-79
- 3, Gino Gasparini, North Dakota, 1980-87
- 2, Jack Kelley, Boston U., 1971-72
- 2, Jack Parker, Boston U., 1978-95
- 2, Jeff Sauer, Wisconsin, 1983-90
- 2, Jeff Jackson, Lake Superior St., 1992-94
- 2, Red Berenson, Michigan, 1996-98
- 2, Shawn Walsh, Maine, 1993-99
- 2, Dean Blais, North Dakota, 1997-2000
- 2, Jerry York, Bowling Green and Boston College, 1984-2001
- 2, Don Lucia, Minnesota, 2002-03

Team-By-Team Won-Lost-Tied Records

By Coach

(44 TEAMS)

Coach (Alma Mater) Yrs. in Tourn. Yrs. Won Lost Tied CH 2d 3d 4th

ALAS. ANCHORAGE

Brush Christiansen (Alas. Methodist '72) 90, 91, 92.....	3	2	5	0	0	0	0	0	0
TOTAL	3	2	5	0	0	0	0	0	0

BOSTON COLLEGE

Snooks Kelley (Boston College '28) 48, 49-CH, 50, 54, 56, 59, 63, 65, 68.....	9	4	13	0	1	1	2	5	
Len Ceglarski (Boston College '51) 73, 78, 84, 85, 86, 87, 89, 90, 91.....	9	9	16	0	0	1	2	1	
Jerry York (Boston College '67) 98, 99, 2000, 01-CH, 03, 04.....	6	13	5	0	1	2	2	0	
TOTAL	24	26	34	0	2	4	6	6	

Coach (Alma Mater) Yrs. in Tourn. Yrs. Won Lost Tied CH 2d 3d 4th

BOSTON U.									
Harry Cleverly (Boston U. '37) 50, 51, 53, 60.....	4	3	5	0	0	1	2	1	
Jack Kelley (Boston U. '52) 66, 67, 71-CH, 72-CH.....	4	5	3	0	2	1	0	1	
Jack Parker (Boston U. '68) 74, 75, 76, 77, 78-CH, 84, 86, 90, 91, 92, 93, 94, 95-CH, 96, 97, 98, 2000, 02, 03.	19	25	21	0	2	3	6	1	
TOTAL	27	33	29	0	4	5	8	3	

BOWLING GREEN

Ron Mason (St. Lawrence '64) 77, 78, 79.	3	2	3	0	0	0	1	0	
Jerry York (Boston College '67) 82, 84-CH, 87, 88, 89, 90.....	6	5	10	1	1	0	0	0	
TOTAL	9	8	13	1	1	0	1	0	

BROWN

Westcott Moulton (Brown '31) 51.....	1	1	1	0	0	1	0	0	
Jim Fullerton (Norwich '30) 65.....	1	0	2	0	0	0	0	1	
Dick Toomey (Boston U. '70) 76.....	1	1	1	0	0	0	1	0	
Bob Gaudet (Dartmouth '81) 93.....	1	0	1	0	0	0	0	0	
TOTAL	4	2	5	0	0	1	1	1	

Coach (Alma Mater) Yrs. in Tourn.	Yrs. Won	Lost	Tied	CH	2d	3d	4th
CLARKSON							
Bill Harrison (Dartmouth '43) 57, 58	2	2	2	0	0	0	2
Len Ceglarski (Boston College '51) 62, 63, 66, 70	4	4	4	0	0	3	1
Bill O'Flaherty (Clarkson '70) 81, 82, 84...	3	1	4	1	0	0	0
Mark Morris (Colgate '81) 90, 91, 92, 93, 95, 96, 97, 98, 99	9	5	11	0	0	0	1
TOTAL	18	12	21	1	0	3	4
COLGATE							
Terry Slater (St. Lawrence '61) 81, 90	2	3	3	0	0	1	0
Don Vaughan (St. Lawrence '84) 2000	1	0	1	0	0	0	0
TOTAL	3	3	4	0	0	1	0
COLORADO COL.							
Cheddy Thompson (Gonzaga '41) 48, 49, 50-CH, 51, 52, 55	6	4	7	0	1	2	1
Tom Bedecki (St. Francis Xavier '52) 57-CH	1	2	0	0	1	0	0
Jeff Sauer (Colorado Col. '65) 78	1	0	1	0	0	0	0
Don Lucia (Notre Dame '81) 95, 96, 97, 98, 99	5	6	5	0	0	1	1
Scott Owens (Colorado Col. '79) 2001, 02, 03	3	3	3	0	0	0	0
TOTAL	16	15	16	0	2	3	2
CORNELL							
Ned Harkness (Royal Canadian Air Force Academy '43) 67-CH, 68, 69, 70-CH	4	6	2	0	2	1	1
Dick Bertrand (Cornell '70) 72, 73, 80, 81	4	2	6	0	0	1	0
Lou Reycoft (Brown '72) 86	1	1	1	0	0	0	0
Brian McCutcheon (Cornell '71) 91	1	1	2	0	0	0	0
Mike Schafer (Cornell '86) 96, 97, 2002, 03	4	4	4	0	0	0	1
TOTAL	14	14	15	0	2	2	2
DARTMOUTH							
Ed Jeremiah (Dartmouth '30) 48, 49	2	2	2	0	0	2	0
George Crowe (Springfield '59) 79, 80	2	2	2	0	0	0	2
TOTAL	4	4	4	0	0	2	2
DENVER							
Murray Armstrong (no college) 58-CH, 60-CH, 61-CH, 63, 64, 66, 68-CH, 69-CH, 71, 72	10	14	6	0	5	2	2
Ralph Backstrom (no college) 86	1	1	3	0	0	0	1
George Gwozdecky (Wisconsin '78) 95, 97, 99, 2002, 04	5	6	4	0	1	0	0
TOTAL	16	21	13	0	6	2	2
FERRIS ST.							
Bob Daniels (Michigan St. '82) 2003	1	1	1	0	0	0	0
TOTAL	1	1	1	0	0	0	0
HARVARD							
Cooney Weiland (no college) 55, 57, 58, 69, 71	5	2	8	0	0	0	2
Bill Cleary (Harvard '56) 74, 75, 82, 83, 85, 86, 87, 88, 89-CH	9	11	14	1	1	2	0
Ronn Tomassoni (Rensselaer '80) 93, 94 ...	2	1	2	0	0	0	1
Mark Mazzoleni (Michigan St. '80) 2002, 03, 04	3	0	3	0	0	0	0
TOTAL	19	14	27	1	1	2	3
HOLY CROSS							
Paul Pearl (Holy Cross '89) 2004	1	0	1	0	0	0	0
TOTAL	1	0	1	0	0	0	0
LAKE SUPERIOR ST.							
Frank Anzalone (Buffalo '78) 85, 88-CH, 89, 90	4	7	6	1	1	0	0
Jeff Jackson (Michigan St. '77) 91, 92-CH, 93, 94-CH, 95, 96	6	13	5	0	2	1	0
TOTAL	10	20	11	1	3	1	0
MAINE							
Shawn Walsh (Bowling Green '78) 87, 88, 89, 90, 91, 92, 93-CH, 95, 99-CH, 2000, 01	11	20	13	0	2	1	3
Tim Whitehead (Hamilton '85) 2002, 03, 04.	3	6	3	0	0	2	0
TOTAL	14	26	16	0	2	3	3
MASS.-LOWELL							
Bill Riley (Boston U. '68) 88	1	0	1	1	0	0	0
Bruce Crowder (New Hampshire '79) 94, 96	2	2	2	0	0	0	0
TOTAL	3	2	3	1	0	0	0
MERCYHURST							
Rick Gotkin (Brockport St. '82) 2001, 03 ...	2	0	2	0	0	0	0
TOTAL	2	0	2	0	0	0	0
MERRIMACK							
Ron Anderson (Boston U. '74) 88	1	2	2	0	0	0	0
TOTAL	1	2	2	0	0	0	0

Coach (Alma Mater) Yrs. in Tourn.	Yrs. Won	Lost	Tied	CH	2d	3d	4th
MIAMI (OHIO)							
George Gwozdecky (Wisconsin '78) 93 ...	1	0	1	0	0	0	0
Mark Mazzoleni (Michigan St. '80) 97	1	0	1	0	0	0	0
Enrico Blasi (Miami (Ohio) '94) 2004	1	0	1	0	0	0	0
TOTAL	3	0	3	0	0	0	0
MICHIGAN							
Vic Heyliger (Michigan '37) 48-CH, 49, 50, 51-CH, 52-CH, 53-CH, 54, 55-CH, 56-CH, 57	10	16	4	0	6	1	3
Al Renfrew (Michigan '49) 62, 64-CH	2	3	1	0	1	0	1
Dan Farrell (Michigan Tech '60) 77	1	2	1	0	0	1	0
Red Berenson (Michigan '62) 91, 92, 93, 94, 95, 96-CH, 97, 98-CH, 99, 2000, 01, 02, 03, 04	14	22	14	0	2	0	7
TOTAL	27	43	20	0	9	2	11
MICHIGAN ST.							
Amo Bessone (Illinois '43) 59, 66-CH, 67..	3	4	2	0	1	1	1
Ron Mason (St. Lawrence '64) 82, 83, 84, 85, 86-CH, 87, 88, 89, 90, 92, 94, 95, 96, 97, 98, 99, 2000, 01, 02	19	20	23	1	1	1	4
Rick Comley (Lake Superior St. '72) 2004..	1	0	1	0	0	0	0
TOTAL	23	24	26	1	2	2	5
MICHIGAN TECH							
Al Renfrew (Michigan '49) 56	1	1	1	0	0	1	0
John MacInnes (Michigan '50) 60, 62-CH, 65-CH, 69, 70, 74, 75-CH, 76, 81	9	12	8	0	3	3	1
TOTAL	10	13	9	0	3	4	1
MINNESOTA							
John Mariucci (Minnesota '37) 53, 54, 61	3	3	3	0	0	2	1
Glen Sonmor (Minnesota '56) 71	1	1	1	0	0	1	0
Herb Brooks (Minnesota '59) 74-CH, 75, 76-CH, 79-CH	4	8	1	0	3	1	0
Brad Buetow (Minnesota '73) 80, 81, 83, 85	4	6	5	0	0	1	0
Doug Woog (Minnesota '66) 86, 87, 88, 89, 90, 91, 92, 93, 94, 95, 96, 97	12	21	17	0	0	1	4
Don Lucia (Notre Dame '81) 2001, 02-CH, 03-CH, 04	4	8	2	0	2	0	0
TOTAL	28	47	29	0	5	6	5
MINN. DULUTH							
Mike Sertich (Minn. Duluth '69) 83, 84, 85, 93	4	6	6	0	0	1	1
Scott Sandelin (North Dakota '87) 2004	1	2	1	0	0	0	1
TOTAL	5	8	7	0	0	1	2

CHAMPIONSHIP RECORDS




Photo courtesy of Michigan State University Sports Information

Ron Mason led Michigan State to 19 NCAA tournament appearances.

Coach (Alma Mater) Yrs. in Tourn.	Yrs. Won	Lost	Tied	CH	2d	3d	4th
MINN.-ST. MANKATO							
Troy Jutting (Minn. St. Mankato '87) 2003.....	1	0	1	0	0	0	0
TOTAL	1	0	1	0	0	0	0
NEW HAMPSHIRE							
Charlie Holt (Dartmouth '46) 77, 79, 82, 83	4	2	8	0	0	0	3
Richard Umile (New Hampshire '72) 92, 94, 95, 97, 98, 99, 2000, 02, 03, 04.....	10	9	10	0	0	2	0
TOTAL	14	11	18	0	0	2	3
NIAGARA							
Blaise MacDonald (Rochester Inst. '85) 2000	1	1	1	0	0	0	0
Dave Burkholder (Rochester Inst. '84) 2004	1	0	1	0	0	0	0
TOTAL	2	1	2	0	0	0	0
NORTH DAKOTA							
Bob May (North Dakota '51) 58, 59-CH.....	2	3	1	0	1	1	0
Barry Thorndycraft (North Dakota '59) 63-CH	1	2	0	0	1	0	0
Bob Peters (North Dakota '60) 65.....	1	1	1	0	0	0	1
Bill Selman (North Dakota '63) 67, 68.....	2	1	3	0	0	1	0
Gino Gasparini (North Dakota '68) 79, 80-CH, 82-CH, 84, 87-CH, 90.....	6	15	4	0	3	1	0
Dean Blais (Minnesota '77) 97-CH, 98, 99, 2000-CH, 01, 03, 04.....	7	9	5	0	2	1	0
TOTAL	19	31	14	0	7	4	1
NORTHEASTERN							
Fern Flaman (no college) 82, 88.....	2	3	2	1	0	0	1
Ben Smith (Harvard '68) 94.....	1	0	1	0	0	0	0
TOTAL	3	3	3	1	0	0	1
NORTHERN MICH.							
Rick Comley (Lake Superior St. '72) 80, 81, 89, 91-CH, 92, 93, 99.....	7	10	9	0	1	1	0
TOTAL	7	10	9	0	1	1	0
NOTRE DAME							
Dave Poulin (Notre Dame '82) 2004.....	1	0	1	0	0	0	0
TOTAL	1	0	1	0	0	0	0
OHIO ST.							
John Markell (Bowling Green '79) 98, 99, 2003, 04.....	4	2	4	0	0	0	1
TOTAL	4	2	4	0	0	0	1
PRINCETON							
Don Cahoon (Boston U. '72) 98.....	1	0	1	0	0	0	0
TOTAL	1	0	1	0	0	0	0
PROVIDENCE							
Tom Eccleston (Brown '34) 64.....	1	0	2	0	0	0	1
Lou Lamoriello (Providence '63) 78, 81, 83	3	3	4	0	0	1	0
Steve Stirling (Boston U. '71) 85.....	1	2	2	0	0	1	0
Mike McShane (New Hampshire '71) 89, 91	2	4	5	0	0	0	0
Paul Pooley (Ohio St. '84) 96, 2001.....	2	0	2	0	0	0	0
TOTAL	9	9	15	0	0	1	1

Coach (Alma Mater) Yrs. in Tourn.	Yrs. Won	Lost	Tied	CH	2d	3d	4th
QUINNIPIAC							
Rand Pecknold (Connecticut Col. '90) 2002	1	0	1	0	0	0	0
TOTAL	1	0	1	0	0	0	0
RENSELAEER							
Ned Harkness (Royal Canadian Air Force Academy '43) 53, 54-CH, 61	3	3	3	0	1	0	1
Rube Bjorkman (Minnesota '51) 64.....	1	1	1	0	0	0	1
Mike Addesa (Holy Cross '66) 84, 85-CH..	2	3	2	1	1	0	0
Buddy Powers (Boston U. '75) 94.....	1	0	1	0	0	0	0
Dan Fridgen (Colgate '82) 95.....	1	0	1	0	0	0	0
TOTAL	8	7	8	1	2	0	2
ST. CLOUD ST.							
Craig Dahl (Pacific Lutheran '76) 89, 2000, 01, 02, 03.....	5	0	6	0	0	0	0
TOTAL	5	0	6	0	0	0	0
ST. LAWRENCE							
Olav Kollevol (Colgate '44) 52, 55.....	2	0	4	0	0	0	2
George Menard (Brown '49) 56, 59, 60, 61, 62.....	5	2	8	0	0	1	3
Mike McShane (New Hampshire '71) 83..	1	0	2	0	0	0	0
Joe Marsh (New Hampshire '77) 87, 88, 89, 92, 99, 2000, 01.....	7	3	10	0	0	1	1
TOTAL	15	5	24	0	0	2	5
VERMONT							
Mike Gilligan (Salem St. '70) 88, 96, 97..	3	1	4	0	0	0	1
TOTAL	3	1	4	0	0	0	1
WAYNE ST. (MICH.)							
Bill Wilkinson (St. Lawrence '70) 2003.....	1	0	1	0	0	0	0
TOTAL	1	0	1	0	0	0	0
WESTERN MICH.							
Bill Wilkinson (St. Lawrence '70) 86, 94, 96	3	0	4	0	0	0	0
TOTAL	3	0	4	0	0	0	0
WISCONSIN							
Bob Johnson (Minnesota '54) 70, 72, 73-CH, 77-CH, 78, 81-CH, 82.....	7	12	5	1	3	1	2
Jeff Sauer (Colorado Col. '65) 83-CH, 88, 89, 90-CH, 91, 93, 94, 95, 98, 2000, 01.....	11	16	11	1	2	0	0
Mike Eaves (Wisconsin '78) 2004.....	1	1	1	0	0	0	0
TOTAL	19	29	17	2	5	1	2
YALE							
Murray Murdoch (Manitoba '24) 52.....	1	1	1	0	0	0	1
Tim Taylor (Harvard '63) 98.....	1	0	1	0	0	0	0
TOTAL	2	1	2	0	0	0	1

Note: Denver's (1-1) participation in the 1973 championship and Wisconsin's (3-1) participation in the 1992 championship vacated. In championships without a third-place game, both teams awarded third place. CH—NCAA championships.

All-Time Coaches

(97 COACHES)

Coach (Alma Mater) School, Years in Tournament	Yrs.	Won	Lost	Tied	Pct.	CH	FF
Mike Addesa (Holy Cross '66) Rensselaer 84, 85-CH.....	2	3	2	1	.583	1	1
Ron Anderson (Boston U. '74) Merrimack 88.....	1	2	2	0	.500	0	0
Frank Anzalone (Buffalo '78) Lake Superior St. 85, 88-CH, 89, 90.....	4	7	6	1	.536	1	1
Murray Armstrong (no college) Denver 58-CH, 60-CH, 61-CH, 63, 64, 66, 68-CH, 69-CH, 71, 72.....	10	14	6	0	.700	5	10
Ralph Backstrom (no college) Denver 86.....	1	1	3	0	.250	0	1
Tom Bedecki (St. Francis Xavier '52) Colorado Col. 57-CH.....	1	2	0	0	1.000	1	1
Red Berenson (Michigan '62) Michigan 91, 92, 93, 94, 95, 96-CH, 97, 98-CH, 99, 2000, 01, 02, 03, 04.....	14	22	14	0	.611	2	8
Dick Bertrand (Cornell '70) Cornell 72, 73, 80, 81.....	4	2	6	0	.250	0	3
Amo Bessone (Illinois '43) Michigan St. 59, 66-CH, 67.....	3	4	2	0	.667	1	3
Rube Bjorkman (Minnesota '51) Rensselaer 64.....	1	1	1	0	.500	0	1
Dean Blais (Minnesota '77) North Dakota 97-CH, 98, 99, 2000-CH, 01, 03, 04.....	7	9	5	0	.643	2	3
Enrico Blasi (Miami (Ohio) '94) Miami (Ohio) 2004.....	1	0	1	0	.000	0	0
Herb Brooks (Minnesota '59) Minnesota 74-CH, 75, 76-CH, 79-CH.....	4	8	1	0	.889	3	4
Brad Buetow (Minnesota '73) Minnesota 80, 81, 83, 85.....	4	6	5	0	.545	0	2
Dave Burkholder (Rochester Inst. '84) Niagara 2004.....	1	0	1	0	.000	0	0
Don Cahoon (Boston U. '72) Princeton 98.....	1	0	1	0	.000	0	0
Len Ceglarski (Boston College '51) Clarkson 62, 63, 66, 70; Boston College 73, 78, 84, 85, 86, 87, 89, 90, 91.....	13	13	20	0	.394	0	8
Brush Christiansen (Alas. Methodist '72) Alas. Anchorage 90, 91, 92.....	3	2	5	0	.286	0	0
Bill Cleary (Harvard '56) Harvard 74, 75, 82, 83, 85, 86, 87, 88, 89-CH.....	9	11	14	1	.442	1	6
Harry Cleverly (Boston U. '37) Boston U. 50, 51, 53, 60.....	4	3	5	0	.375	0	4
Rick Comley (Lake Superior St. '72) Northern Mich. 80, 81, 89, 91-CH, 92, 93, 99; Michigan St. 2004.....	8	10	10	0	.500	1	3
Bruce Crowder (New Hampshire '79) Mass.-Lowell 94, 96.....	2	2	2	0	.500	0	0
George Crowe (Springfield '59) Dartmouth 79, 80.....	2	2	2	0	.500	0	2

Coach (Alma Mater) School, Years in Tournament	Yrs.	Won	Lost	Tied	Pct.	CH	FF
Craig Dahl (Pacific Lutheran '76) St. Cloud St. 89, 2000, 01, 02, 03	5	0	6	0	.000	0	0
Bob Daniels (Michigan St. '82) Ferris St. 2003	1	0	1	0	.000	0	0
Mike Eaves (Wisconsin '78) Wisconsin 2004	1	1	1	0	.500	0	0
Tom Eccleston (Brown '34) Providence 64	1	0	2	0	.000	0	1
Dan Farrell (Michigan Tech '60) Michigan 77	1	2	1	0	.667	0	1
Fern Flaman (no college) Northeastern 82, 88	2	3	2	1	.583	0	1
Dan Fridgen (Colgate '82) Rensselaer 95	1	0	1	0	.000	0	0
Jim Fullerton (Norwich '30) Brown 65	1	0	2	0	.000	0	1
Gino Gasparini (North Dakota '68) North Dakota 79, 80-CH, 82-CH, 87-CH, 90	6	15	4	0	.789	3	5
Bob Gaudet (Dartmouth '81) Brown 93	1	0	1	0	.000	0	0
Mike Gilligan (Salem St. '70) Vermont 88, 96, 97	3	1	4	0	.200	0	1
Rick Gotkin (Brockport St. '82) Mercyhurst 2001, 03	2	0	2	0	.000	0	0
George Gwozdecky (Wisconsin '78) Miami (Ohio) 93; Denver 95, 97, 99, 2002, 04-CH	6	6	5	0	.545	1	0
Ned Harkness (Royal Canadian Air Force Academy '43) Rensselaer 53, 54-CH, 61; Cornell 67-CH, 68, 69, 70-CH	7	9	5	0	.643	3	7
Bill Harrison (Dartmouth '43) Clarkston 57, 58	2	2	2	0	.500	0	2
Vic Heyliger (Michigan '37) Michigan 48-CH, 49, 50, 51-CH, 52-CH, 53-CH, 54, 55-CH, 56-CH, 57	10	16	4	0	.800	6	10
Charlie Holt (Dartmouth '46) New Hampshire 77, 79, 82, 83	4	2	8	0	.200	0	3
Jeff Jackson (Michigan St. '77) Lake Superior St. 91, 92-CH, 93, 94-CH, 95, 96	6	13	5	0	.722	2	3
Ed Jeremiah (Dartmouth '30) Dartmouth 48, 49	2	2	2	0	.500	0	2
Bob Johnson (Minnesota '54) Wisconsin 70, 72, 73-CH, 77-CH, 78, 81-CH, 82	7	12	5	1	.694	3	7
Troy Jutting (Minn. St. Mankato '87) Minn. St. Mankato 2003	1	0	1	0	.000	0	0
Jack Kelley (Boston U. '52) Boston U. 66, 67, 71-CH, 72-CH	4	5	3	0	.625	2	4
Snooks Kelley (Boston College '28) Boston College 48, 49-CH, 50, 54, 56, 59, 63, 65, 68	9	4	13	0	.235	1	9
Olav Kollevol (Colgate '44) St. Lawrence 52, 55	2	0	4	0	.000	0	2
Lou Lamoriello (Providence '63) Providence 78, 81, 83	3	3	4	0	.429	0	1
Don Lucia (Notre Dame '81) Colorado Col. 95, 96, 97, 98, 99; Minnesota 2001, 02-CH, 03-CH, 04	9	14	7	0	.667	2	4
Blaise MacDonald (Rochester Inst. '85) Niagara 2000	1	1	1	0	.500	0	0
John MacInnes (Michigan '50) Michigan Tech 60, 62-CH, 65-CH, 69, 70, 74, 75-CH, 76, 81	9	12	8	0	.600	3	9
John Mariucci (Minnesota '37) Minnesota 53, 54, 61	3	3	3	0	.500	0	3
John Markell (Bowling Green '79) Ohio St. 98, 99, 2003, 04	4	2	4	0	.333	0	1
Joe Marsh (New Hampshire '77) St. Lawrence 87, 88, 89, 92, 99, 2000, 01	7	3	10	0	.231	0	2
Ron Mason (St. Lawrence '64) Bowling Green 77, 78, 79; Michigan St. 82, 83, 84, 85, 86-CH, 87, 88, 89, 90, 92, 94, 95, 96, 97, 98, 99, 2000, 01, 02	22	22	26	1	.459	1	8
Mark Mazzoleni (Michigan St. '80) Miami (Ohio) 97; Harvard 2002, 03, 04	4	0	4	0	.000	0	0
Bob May (North Dakota '51) North Dakota 58, 59-CH	2	3	1	0	.750	1	2
Brian McCutcheon (Cornell '71) Cornell 91	1	1	2	0	.333	0	0
Mike McShane (New Hampshire '71) St. Lawrence 83; Providence 89, 91	3	4	7	0	.364	0	0
George Menard (Brown '49) St. Lawrence 56, 59, 60, 61, 62	5	2	8	0	.200	0	5
Mark Morris (Colgate '81) Clarkson 90, 91, 92, 93, 95, 96, 97, 98, 99	9	5	11	0	.313	0	1
Westcott Moulton (Brown '31) Brown 51	1	1	1	0	.500	0	1
Murray Murdoch (Manitoba '24) Yale 52	1	1	1	0	.500	0	1
Bill O'Flaherty (Clarkson '70) Clarkson 81, 82, 84	3	1	4	1	.250	0	0
Scott Owens (Colorado Col. '79) Colorado Col. 2001, 02, 03	3	3	3	0	.500	0	0
Jack Parker (Boston U. '68) Boston U. 74, 75, 76, 77, 78-CH, 84, 86, 90, 91, 92, 93, 94, 95-CH, 96, 97, 98, 2000, 02, 03	19	25	21	0	.543	2	12
Paul Pearl (Holy Cross '89) Holy Cross 2004	1	0	1	0	.000	0	0
Rand Pecknold (Connecticut Col. '90) Quinnipiac 2002	1	0	1	0	.000	0	0
Bob Peters (North Dakota '60) North Dakota 65	1	1	1	0	.500	0	1
Paul Pooley (Ohio St. '84) Providence 96, 2001	2	0	2	0	.000	0	0
Dave Poulin (Notre Dame '82) Notre Dame 2004	1	0	1	0	.000	0	0
Buddy Powers (Boston U. '75) Rensselaer 94	1	0	1	0	.000	0	0
Al Renfrew (Michigan '49) Michigan Tech 56; Michigan 62, 64-CH	3	4	2	0	.667	1	3
Lou Reycroft (Brown '72) Cornell 86	1	1	1	0	.500	0	0
Bill Riley (Boston U. '68) Mass.-Lowell 88	1	0	1	1	.250	0	0
Scott Sandelin (North Dakota '87) Minn. Duluth 2004	1	2	1	0	.667	0	1
Jeff Sauer (Colorado Col. '65) Colorado Col. 78; Wisconsin 83-CH, 88, 89, 90-CH, 91, 93, 94, 95, 98, 2000, 01	12	16	12	1	.569	2	2
Mike Schafer (Cornell '86) Cornell 96, 97, 2002, 03	4	3	4	0	.429	0	1
Bill Selman (North Dakota '63) North Dakota 67, 68	2	1	3	0	.250	0	2
Mike Sertich (Minn. Duluth '69) Minn. Duluth 83, 84, 85, 93	4	6	6	0	.500	0	2
Terry Slater (St. Lawrence '61) Colgate 81, 90	2	3	3	0	.500	0	1
Ben Smith (Harvard '68) Northeastern 94	1	0	1	0	.000	0	0
Glen Sonmor (Minnesota '56) Minnesota 71	1	1	1	0	.500	0	1
Steve Stirling (Boston U. '71) Providence 85	1	2	2	0	.500	0	1
Tim Taylor (Harvard '63) Yale 98	1	0	1	0	.000	0	0
Cheddy Thompson (Gonzaga '41) Colorado Col. 48, 49, 50-CH, 51, 52, 55	6	4	7	0	.364	1	6
Barry Thorndycraft (North Dakota '59) North Dakota 63-CH	1	2	0	0	1.000	1	1
Ronn Tomassoni (Rensselaer '80) Harvard 93, 94	2	1	2	0	.333	0	1
Dick Toomey (Boston U. '70) Brown 76	1	1	1	0	.500	0	1
Richard Umile (New Hampshire '72) New Hampshire 92, 94, 95, 97, 98, 99, 2000, 02, 03, 04	10	9	10	0	.474	0	4
Don Vaughan (St. Lawrence '84) Colgate 2000	1	0	1	0	.000	0	0
Shawn Walsh (Bowling Green '78) Maine 87, 88, 89, 90, 91, 92, 93-CH, 95, 99-CH, 2000, 01	11	20	13	0	.606	2	7
Cooney Weiland (no college) Harvard 55, 57, 58, 69, 71	5	2	8	0	.200	0	5
Tim Whitehead (Hamilton '85) Maine 2002, 03, 04	3	6	3	0	.667	0	2
Bill Wilkinson (St. Lawrence '70) Western Mich. 86, 94, 96, Wayne St. (Mich.) 2003	4	0	5	0	.000	0	0
Doug Woog (Minnesota '66) Minnesota 86, 87, 88, 89, 90, 91, 92, 93, 94, 95, 96, 97	12	21	17	0	.553	0	6
Jerry York (Boston College '67) Bowling Green 82, 84-CH, 87, 88, 89, 90; Boston College 98, 99, 2000, 01-CH, 03, 04	12	18	15	1	.544	2	6

Note: Denver's [1-1] participation in the 1973 championship and Wisconsin's [3-1] participation in the 1992 championship vacated. In championships without a third-place game, both teams awarded third place. CH—NCAA championships. FF—Frozen Four appearances.

Attendance Records and Sites

Largest Crowds..... 50
Frozen Four Attendance History..... 50
Regional Attendance History..... 51
Arena and Site Facts..... 51
Game Arenas by Site 52
Future Championship Dates and Sites 54



Largest Crowds

A championship game is denoted by (CH), a national semifinal game by (NSF), an East Regional game by (ER) and a West Regional game by (WR).

GAME, TOURNAMENT

19,327, Xcel Energy Center, Saint Paul, Minn., CH, April 6, 2002, Minnesota (4) vs. Maine (3) (ot)

GAME, FROZEN FOUR

19,327, Xcel Energy Center, Saint Paul, Minn., CH, April 6, 2002, Minnesota (4) vs. Maine (3) (ot)

SESSION, REGIONAL

12,517, Worcester's Centrum Centre, Worcester, Mass., ER, March 27, 1999, Maine (7) vs. Clarkson (2), and New Hampshire (2) vs. Michigan (1) (ot)

TOP 15 FROZEN FOUR ATTENDANCE GAMES OR SESSIONS

19,327, Xcel Energy Center, St. Paul, Minn., CH, April 6, 2002, Minnesota (4) vs. Maine (3) (ot)
 19,323, Xcel Energy Center, St. Paul, Minn., NSF, April 4, 2002, Minnesota (3) vs. Michigan (2)
 19,316, Xcel Energy Center, St. Paul, Minn., NSF, April 4, 2002, Maine (7) vs. New Hampshire (2)
 18,659, HSBC Arena, Buffalo, N.Y., CH, April 12, 2003, Minnesota (5) vs. New Hampshire (1)

18,551, HSBC Arena, Buffalo, N.Y., NSF, April 10, 2003, Minnesota (3) vs. Michigan (2) (ot)

18,535, HSBC Arena, Buffalo, N.Y., NSF, April 10, 2003, New Hampshire (3) vs. Cornell (2)

18,276, FleetCenter, Boston, CH, April 4, 1998, Michigan (3) vs. Boston College (2) (ot)

18,183, FleetCenter, Boston, CH, April 10, 2004, Denver (1) vs. Maine (0)

18,090, FleetCenter, Boston, NSF, April 2, 1998, Boston College (5) vs. Ohio St. (2)

18,090, FleetCenter, Boston, NSF, April 8, 2004, Maine (2) vs. Boston College (1)

18,036, FleetCenter, Boston, NSF, April 8, 2004, Minn. Duluth (3) vs. Denver (5)

17,989, FleetCenter, Boston, NSF, April 2, 1998, Michigan (4) vs. New Hampshire (0)

17,704, Bradley Center, Milwaukee, CH, April 3, 1993, Maine (5) vs. Lake Superior St. (4)

17,537, Bradley Center, Milwaukee, CH, March 29, 1997, North Dak. (6) vs. Boston U. (4)

17,444, Bradley Center, Milwaukee, NSF, April 1, 1993, Lake Superior St. (6) vs. Boston U. (1)

TOP 5 EAST/NORTHEAST REGIONAL ATTENDANCE SESSIONS

12,517, Worcester's Centrum Centre, Worcester, Mass., March 27, 1999, Maine (7) vs. Clarkson (2), and New Hampshire (2) vs. Michigan (1) (ot)

12,407, Pepsi Arena, Albany, N.Y., March 23, 1996, Vermont (2) vs. Lake Superior St. (1), and Boston U. (3) vs. Clarkson (2)

12,045, Worcester's Centrum Centre, Worcester, Mass., March 27, 1993, Boston U. (4) vs. Northern Mich. (1), and Maine (6) vs. Minnesota (2)

11,976, Worcester's Centrum Centre, Worcester, Mass., March 24, 2001, North Dakota (4) vs. Colorado Col. (3), and Boston College (3) vs. Maine (1)

11,888, Worcester's Centrum Centre, Worcester, Mass., March 24, 2002, New Hampshire (4) vs. Cornell (3) and Maine (4) vs. Boston U. (3)

TOP 5 MIDWEST/WEST REGIONAL ATTENDANCE SESSIONS

9,540, Mariucci Arena, Minneapolis, March 29, 2003, Minnesota (7) vs. Ferris St. (4)

9,491, Mariucci Arena, Minneapolis, March 28, 2003, Ferris St. (5) vs. North Dakota (2), and Minnesota (9) vs. Mercyhurst (2)

9,484, Van Andel Arena, Grand Rapids, Mich., March 25, 2001, Michigan St. (5) vs. Wisconsin (1), and Michigan (4) vs. St. Cloud St. (3)

9,468, Mariucci Arena, Minneapolis, March 25, 2000, North Dakota (4) vs. Niagara (1), and Boston College (4) vs. Wisconsin (1)

8,642, Van Andel Arena, Grand Rapids, Mich., March 23, 1997, North Dakota (6) vs. Cornell (2), and Michigan (7) vs. Minnesota (4)

Frozen Four Attendance History

(1948-2004)

Year	City	Facility	Semi #1	Semi #2	3rd Place	Final	Total	Avg.
1948	Colorado Springs, Colo.	Broadmoor World Arena	2,600	2,600	NA	2,700	7,900	2,633
1949	Colorado Springs, Colo.	Broadmoor World Arena	*#2,800	*#2,800	#1,300	*#2,800	#9,700	#2,425
1950	Colorado Springs, Colo.	Broadmoor World Arena	*#2,800	*#2,800	NA	*3,000	NA	NA
1951	Colorado Springs, Colo.	Broadmoor World Arena	*#2,800	*#2,800	NA	2,700	NA	NA
1952	Colorado Springs, Colo.	Broadmoor World Arena	*#2,800	*#2,800	500	NA	NA	NA
1953	Colorado Springs, Colo.	Broadmoor World Arena	1,800	*#2,800	150	2,700	#7,450	#1,863
1954	Colorado Springs, Colo.	Broadmoor World Arena	2,000	2,500	500	*2,800	7,800	1,950
1955	Colorado Springs, Colo.	Broadmoor World Arena	*2,800	#2,800	700	2,700	#9,000	#2,250
1956	Colorado Springs, Colo.	Broadmoor World Arena	*#2,800	2,600	NA	*#2,800	NA	NA
1957	Colorado Springs, Colo.	Broadmoor World Arena	NA	2,500	NA	*2,800	NA	NA
1958	Minneapolis	Williams Arena	4,300	6,909	3,863	7,878	22,950	5,738
1959	Troy, N.Y.	Houston Field House	NA	4,850	NA	NA	NA	NA
1960	Boston	Matthews (Boston) Arena	NA	4,909	NA	NA	NA	NA
1961	Denver	University of Denver Arena	4,623	*5,398	3,942	*5,363	19,326	4,832
1962	Utica, N.Y.	Utica Memorial Auditorium	1,854	3,118	2,269	*4,210	11,451	2,863
1963	Chestnut Hill, Mass.	McHugh Forum	*4,200	NA	NA	*4,200	#16,190	#4,048
1964	Denver	University of Denver Arena	4,074	3,980	2,928	*5,296	16,278	4,070
1965	Providence, R.I.	Meehan Auditorium	*2,600	*2,600	NA	*2,600	NA	NA
1966	Minneapolis	Williams Arena	2,007	2,277	1,678	3,101	9,063	2,266
1967	Syracuse, N.Y.	Onondaga County War Memorial	5,147	NA	*6,400	*6,571	NA	NA
1968	Duluth, Minn.	Duluth Arena	2,561	3,521	1,811	*5,453	13,346	3,337
1969	Colorado Springs, Colo.	Broadmoor World Arena Cadet Ice Arena (third-place game)	NA	NA	NA	4,625	NA	NA
1970	Lake Placid, N.Y.	Olympic Arena	*2,000	*2,000	NA	*2,000	NA	NA
1971	Syracuse, N.Y.	Onondaga County War Memorial	3,840	4,040	3,933	6,017	17,830	4,458
1972	Boston	Boston Garden	7,055	5,839	2,677	*14,995	30,566	7,642
1973	Boston	Boston Garden	6,766	6,216	2,331	8,055	23,368	5,842
1974	Boston	Boston Garden	6,213	6,703	2,871	7,132	22,919	5,730
1975	St. Louis	The Arena	**	3,801	**	6,838	10,639	5,320
1976	Denver	University of Denver Arena	4,479	*5,204	2,416	*5,311	17,410	4,353
1977	Detroit	Olympia Stadium	4,735	6,522	**	*14,437	25,694	8,565
1978	Providence, R.I.	Providence Civic Center	8,136	8,200	5,199	*11,038	32,573	8,143
1979	Detroit	Olympia Stadium	2,743	4,105	**	7,011	13,859	4,620
1980	Providence, R.I.	Providence Civic Center	5,132	5,138	3,838	5,811	19,919	4,980
1981	Duluth, Minn.	Duluth Arena	*5,354	*5,684	5,102	*5,420	21,560	5,390
1982	Providence, R.I.	Providence Civic Center	7,123	8,568	5,264	9,272	30,227	7,557
1983	Grand Forks, N.D.	Ralph Engelstad Arena	*#6,000	*#6,000	*#6,000	*#6,370	24,370	6,093
1984	Lake Placid, N.Y.	Olympic Center	7,283	7,386	7,479	*7,813	29,961	7,490
1985	Detroit	Joe Louis Arena	10,552	12,484	**	16,282	39,318	13,106
1986	Providence, R.I.	Providence Civic Center	4,923	6,976	4,596	8,341	24,836	6,209
1987	Detroit	Joe Louis Arena	6,526	13,093	**	16,632	36,251	12,084
1988	Lake Placid, N.Y.	Olympic Center	6,018	6,615	7,043	*7,906	27,582	6,896
1989	St. Paul, Minn.	St. Paul Civic Center	*15,347	*15,400	15,265	*15,406	61,418	15,355
1990	Detroit	Joe Louis Arena	**	11,853	NA	12,716	24,569	12,285
1991	St. Paul, Minn.	St. Paul Civic Center	11,651	11,723	NA	12,564	35,938	11,979
1992	Albany, N.Y.	Pepsi Arena	9,775	11,444	NA	12,891	34,110	11,370
1993	Milwaukee	Bradley Center	*17,043	*17,444	NA	*17,704	52,191	17,397
1994	St. Paul, Minn.	St. Paul Civic Center	*15,199	*15,229	NA	*15,197	45,625	15,208

Year	City	Facility	Semi #1	Semi #2	3rd Place	Final	Total	Avg.
1995	Providence, R.I.	Providence Civic Center	*11,484	*11,484	NA	*11,484	34,452	11,484
1996	Cincinnati	Riverfront Coliseum	11,041	11,273	NA	12,957	35,271	11,757
1997	Milwaukee	Bradley Center	*17,212	*17,375	NA	*17,537	52,124	17,375
1998	Boston	FleetCenter	*17,989	*18,090	NA	*18,276	54,355	18,118
1999	Anaheim, Calif.	Arrowhead Pond of Anaheim	12,582	12,719	NA	14,447	39,748	13,249
2000	Providence, R.I.	Providence Civic Center	*11,484	*11,484	NA	*11,484	34,452	11,484
2001	Albany, N.Y.	Pepsi Arena	*13,252	*13,252	NA	*13,361	39,865	13,288
2002	St. Paul, Minn.	Xcel Energy Center	*19,316	*19,323	NA	*19,327	57,966	19,322
2003	Buffalo, N.Y.	HSBC Arena	*18,535	*18,551	NA	*18,659	55,745	18,582
2004	Boston	FleetCenter	*18,036	*18,090	NA	*18,183	54,309	18,103
2005	Columbus, Ohio	Value City Arena						
2006	Milwaukee	Bradley Center						
2007	St. Louis	Savvis Center						
2008	Denver	Pepsi Center						

Note Attendance figures prior to 1980 are from game summaries or newspaper accounts; attendance figures since 1980 are from NCAA financial reports. Averages are per session. Third-place game was played 1949-89. # — Attendance estimated. * — Sellout. ** — Attendance included in second game of session.

Regional Attendance History

(1992-2004)

Year	Regional	City	Facility	Combined Attendance	*Avg.
1992	East	Providence, R.I.	Providence Civic Center		
	West	Detroit	Joe Louis Arena	33,253	8,313
1993	East	Worcester, Mass.	Worcester's Centrum Centre		
	West	Detroit	Joe Louis Arena	28,242	7,061
1994	East	Albany, N.Y.	Pepsi Arena		
	West	East Lansing, Mich.	Munn Ice Arena	30,391	7,598
1995	East	Worcester, Mass.	Worcester's Centrum Centre		
	West	Madison, Wis.	Dane County Coliseum	31,172	7,793
1996	East	Albany, N.Y.	Pepsi Arena		
	West	East Lansing, Mich.	Munn Ice Arena	30,507	7,627
1997	East	Worcester, Mass.	Worcester's Centrum Centre		
	West	Grand Rapids, Mich.	Van Andel Arena	32,604	8,151
1998	East	Albany, N.Y.	Pepsi Arena		
	West	Ann Arbor, Mich.	Yost Ice Arena	25,007	6,252
1999	East	Worcester, Mass.	Worcester's Centrum Centre		
	West	Madison, Wis.	Dane County Coliseum	29,681	7,420
2000	East	Albany, N.Y.	Pepsi Arena		
	West	Minneapolis	Mariucci Arena	34,969	8,742
2001	East	Worcester, Mass.	Worcester's Centrum Centre		
	West	Grand Rapids, Mich.	Van Andel Arena	37,257	9,314
2002	East	Worcester, Mass.	Worcester's Centrum Centre		
	West	Ann Arbor, Mich.	Yost Ice Arena	33,965	8,491
2003	East	Providence, R.I.	Dunkin' Donuts Center	10,223	5,112
	Northeast	Worcester, Mass.	Worcester's Centrum Centre	15,482	7,741
	Midwest	Ann Arbor, Mich.	Yost Ice Arena	10,743	5,372
	West	Minneapolis	Mariucci Arena	19,031	9,516
2004	East	Albany, N.Y.	Pepsi Arena	10,703	5,352
	Northeast	Manchester, N.H.	Verizon Wireless Arena	18,936	9,468
	Midwest	Grand Rapids, Mich.	Van Andel Arena	6,412	3,206
	West	Colorado Springs, Colo.	World Arena	5,967	2,984
2005	East	Worcester, Mass.	Worcester's Centrum Centre		
	Northeast	Amherst, Mass.	Mullins Center		
	Midwest	Grand Rapids, Mich.	Van Andel Arena		
2006	West	Minneapolis	Mariucci Arena		
	East	Albany, N.Y.	Pepsi Arena		
	Northeast	Worcester, Mass.	Worcester's Centrum Centre		
2007	Midwest	Green Bay, Wis.	Resch Center		
	West	Grand Forks, N.D.	Ralph Englestad Arena		
	East	Rochester, N.Y.	Blue Cross Arena		
2008	Northeast	Manchester, N.H.	Verizon Wireless Arena		
	Midwest	Grand Rapids, Mich.	Van Andel Arena		
	West	Denver	Pepsi Center		

Note: Attendance figures are from NCAA financial reports. * Average per session.

Arena and Site Facts

TOURNAMENT GAMES BY ARENA

42, Broadmoor World Arena, Colorado Springs, Colo., 1948-1969
 29, Dunkin' Donuts Center#, Providence, R.I., 1978-2003
 27, Worcester's Centrum Center, Worcester, Mass., 1993-2003

25, Pepsi Arena, Albany, N.Y., 1992-2004
 22, Munn Ice Arena, East Lansing, Mich., 1984-96
 19, Joe Louis Arena, Detroit, 1985-93
 16, Dane County Coliseum, Madison, Wis., 1982-99
 14, Williams Arena, Minneapolis, 1958-83
 14, University of Denver Arena, Denver, 1961-86
 12, Boston Garden, Boston, 1972-74
 12, Duluth Arena, Duluth, Minn., 1968-85

REGIONAL GAMES BY ARENA

27, Worcester's Centrum Center, Worcester, Mass., 1993-2003

19, Pepsi Arena, Albany, N.Y., 1994-2004
 11, Yost Ice Arena, Ann Arbor, Mich., 1998-2003
 11, Van Andel Arena, Grand Rapids, Mich., 1997-2004
 8, Joe Louis Arena, Detroit, 1992-93
 8, Munn Ice Arena, East Lansing, Mich., 1994-96
 8, Dane County Coliseum, Madison, Wis., 1995-99
 7, Dunkin' Donuts Center#, Providence, R.I., 1992-2003
 7, Mariucci Arena, Minneapolis, 2000-03
 #Formerly the Providence Civic Center

CHAMPIONSHIP GAMES BY ARENA

- 11, Broadmoor World Arena, Colorado Springs, Colo., 1948-69
- 6, Providence Civic Center, Providence, R.I., 1978-2000
- 3, Boston Garden, Boston, 1972-74
- 3, University of Denver Arena, Denver, 1961-76
- 3, Joe Louis Arena, Detroit, 1985-90
- 3, St. Paul Civic Center, St. Paul, Minn., 1989-94

TOURNAMENT GAMES BY CITY

- 46, Colorado Springs, Colo., 1948-2004
- 38, Providence, R.I., 1965-2003
- 37, Boston, 1972-2004
- 30, Minneapolis, 1958-2003
- 27, Detroit, 1977-93
- 27, Worcester, Mass., 1993-2003
- 25, Albany, N.Y., 1992-2004
- 22, East Lansing, Mich., 1984-96
- 16, Madison, Wis., 1982-99
- 14, Denver, 1961-86

CHAMPIONSHIP GAMES BY CITY

- 11, Colorado Springs, Colo., 1948-69
- 7, Providence, R.I., 1965-2000
- 6, *Boston, 1960-2004
- 5, Detroit, 1977-90
- 4, St. Paul, Minn., 1989-2002
- 3, Denver, 1961-76
- 3, Lake Placid, N.Y., 1970-88
- 2, Minneapolis, 1958-66
- 2, Syracuse, N.Y., 1967-71
- 2, Duluth, Minn., 1968-81
- 2, Milwaukee, 1993-97
- 2, Albany, N.Y., 1992-2001

* Does not include 1963 championship game played in Chestnut Hill, Mass.

TOURNAMENT GAMES BY STATE

- 91, Michigan, 1977-2004
- 87, Massachusetts, 1960-2004
- 70, New York, 1959-2004
- 60, Colorado, 1948-2004

- 55, Minnesota, 1958-2003
- 38, Rhode Island, 1965-2003
- 22, Wisconsin, 1982-99
- 9, Maine, 1988-91
- 8, North Dakota, 1982-87
- 6, Ohio, 1978-96

CHAMPIONSHIP GAMES BY STATE

- 14, Colorado, 1948-76
- 10, New York, 1959-2003
- 8, Minnesota, 1958-2002
- 7, Rhode Island, 1965-2000
- 7, Massachusetts, 1960-2004
- 5, Michigan, 1977-90
- 2, Wisconsin, 1993-97
- 1, Missouri, 1975
- 1, North Dakota, 1983
- 1, Ohio, 1996
- 1, California, 1999

Game Arenas by Site

City/State	Facility	Year	Round	No. of Games
CALIFORNIA				
Anaheim	Arrowhead Pond of Anaheim	1999	Frozen Four	3
COLORADO				
Colorado Springs	Broadmoor World Arena	1948	Frozen Four	3
"	"	1949	Frozen Four	4
"	"	1950	Frozen Four	4
"	"	1951	Frozen Four	4
"	"	1952	Frozen Four	4
"	"	1953	Frozen Four	4
"	"	1954	Frozen Four	4
"	"	1955	Frozen Four	4
"	"	1956	Frozen Four	4
"	"	1957	Frozen Four	4
"	"	1969	Semifinals and Final	3
"	Cadet Ice Arena	1969	Third-Place	1
"	Colorado Springs World Arena	2004	West Regional	3
Denver	University of Denver Arena	1961	Frozen Four	4
"	"	1964	Frozen Four	4
"	"	1976	Frozen Four	4
"	"	1986	Quarterfinals	2
MAINE				
Orono	Alfond Arena	1988	Quarterfinals	2
"	"	1989	Quarterfinals	3
"	"	1990	First Round	2
"	"	1991	Quarterfinals	2
MASSACHUSETTS				
Boston	Boston Garden	1972	Frozen Four	4
"	"	1973	Frozen Four	4
"	"	1974	Frozen Four	4
"	FleetCenter	1998	Frozen Four	3
"	"	2004	Frozen Four	3
"	Matthews (Boston) Arena	1960	Frozen Four	4
"	"	1982	Quarterfinals	2
"	"	1988	First Round	2
"	Walter Brown Arena	1984	Quarterfinals	2
"	"	1986	Quarterfinals	2
"	"	1987	Quarterfinals	2
"	"	1990	First Round	3
"	"	1991	Quarterfinals	2
Cambridge	Bright Hockey Center	1983	Quarterfinals	2
"	"	1986	Quarterfinals	2
"	"	1987	Quarterfinals	2
"	"	1988	First Round	2
"	"	1989	Quarterfinals	2
Chestnut Hill	McHugh Forum	1963	Frozen Four	4
"	"	1985	Quarterfinals	2
"	Silvio O. Conte Forum	1989	First Round	2
"	"	1990	Quarterfinals	3
"	"	1991	First Round	2
Worcester	Worcester's Centrum Centre	1993	East Regional	4
"	"	1995	East Regional	4
"	"	1997	East Regional	4
"	"	1999	East Regional	4
"	"	2001	East Regional	4
"	"	2002	East Regional	4
"	"	2003	East Regional	3
MICHIGAN				
Ann Arbor	Yost Ice Arena	1977	First Round	1

City/State	Facility	Year	Round	No. of Games
"	"	1991	First Round	1
"	"	1998	West Regional	4
"	"	2002	West Regional	4
"	"	2003	Midwest Regional	3
Detroit	Olympia Stadium	1977	Frozen Four	4
"	"	1979	Frozen Four	4
"	Joe Louis Arena	1985	Frozen Four	4
"	"	1987	Frozen Four	4
"	"	1990	Frozen Four	3
"	"	1992	West Regional	4
"	"	1993	West Regional	4
East Lansing	Munn Ice Arena	1984	Quarterfinals	2
"	"	1985	Quarterfinals	2
"	"	1986	Quarterfinals	2
"	"	1987	Quarterfinals	2
"	"	1989	Quarterfinals	3
"	"	1990	Quarterfinals	3
"	"	1994	West Regional	4
"	"	1996	West Regional	4
Grand Rapids	Van Andel Arena	1997	West Regional	4
"	"	2001	West Regional	4
"	"	2004	Midwest Regional	3
Marquette	Lakeview Arena	1981	Quarterfinals	2
"	"	1989	First Round	3
"	"	1991	Quarterfinals	2
Sault Ste. Marie	Norris Ice Arena	1988	Quarterfinals	2
"	"	1989	First Round	2
"	"	1990	First Round	2
"	"	1991	Quarterfinals	3
MINNESOTA				
Duluth	Duluth Arena	1968	Frozen Four	4
"	"	1981	Frozen Four	4
"	"	1984	Quarterfinals	2
"	"	1985	Quarterfinals	2
Minneapolis	Williams Arena	1958	Frozen Four	4
"	"	1966	Frozen Four	4
"	"	1979	First Round	1
"	"	1980	First Round	1
"	"	1981	Quarterfinals	2
"	"	1983	Quarterfinals	2
"	Mariucci Arena I	1988	Quarterfinals	2
"	"	1989	Quarterfinals	2
"	"	1990	First Round	2
"	"	1991	First Round	3
"	Mariucci Arena II	2000	West Regional	4
"	"	2003	West Regional	3
St. Paul	St. Paul Civic Center	1989	Frozen Four	4
"	"	1991	Frozen Four	3
"	"	1994	Frozen Four	3
"	Xcel Energy Center	2002	Frozen Four	3
MISSOURI				
St. Louis	The Arena	1975	Frozen Four	4
NEW HAMPSHIRE				
Durham	Snively Arena	1982	Quarterfinals	2
Manchester	Verizon Wireless Arena	2004	Northeast Regional	3
NEW YORK				
Albany	Pepsi Arena	1992	Frozen Four	3
"	"	1994	East Regional	4
"	"	1996	East Regional	4
"	"	1998	East Regional	4
"	"	2000	East Regional	4
"	"	2001	Frozen Four	4
"	"	2004	East Regional	3
Buffalo	HSBC Arena	2003	Frozen Four	3
Canton	Appleton Arena	1988	Quarterfinals	2
"	"	1989	First Round	2
Hamilton	Starr Rink	1990	Quarterfinals	2
Lake Placid	Olympic Arena	1970	Frozen Four	4
"	Olympic Center	1984	Frozen Four	4
"	"	1988	Frozen Four	4
Potsdam	Walker Arena	1981	Quarterfinals	2
"	"	1991	First Round	2
Syracuse	Onondaga County War Memorial	1967	Frozen Four	4
"	"	1971	Frozen Four	4
Troy	Houston Field House	1959	Frozen Four	4
"	"	1984	Quarterfinals	2
"	"	1985	Quarterfinals	2
Utica	Utica Memorial Auditorium	1962	Frozen Four	4
NORTH DAKOTA				
Grand Forks	Ralph Engelstad Arena	1982	Quarterfinals	2
"	"	1983	Frozen Four	4
"	"	1987	Quarterfinals	2
OHIO				
Bowling Green	BGSU Ice Arena	1978	First Round	1
"	"	1988	First Round	2
Cincinnati	Riverfront Coliseum	1996	Frozen Four	3

City/State	Facility	Year	Round	No. of Games
RHODE ISLAND				
Providence	Meehan Auditorium	1965	Frozen Four	4
"	Schneider Arena	1978	First Round	1
"	"	1981	Quarterfinals	2
"	"	1983	Quarterfinals	2
"	Providence Civic Center	1978	Frozen Four	4
"	"	1980	Frozen Four	4
"	"	1982	Frozen Four	4
"	"	1986	Frozen Four	4
"	"	1992	East Regional	4
"	"	1995	Frozen Four	3
"	"	2000	Frozen Four	3
"	Dunkin' Donuts Center	2003	Northeast Regional	3
WISCONSIN				
Madison	Dane County Coliseum	1982	Quarterfinals	2
"	"	1983	Quarterfinals	2
"	"	1988	First Round	2
"	"	1990	Quarterfinals	2
"	"	1995	West Regional	4
"	"	1999	West Regional	4
Milwaukee	Bradley Center	1993	Frozen Four	3
"	"	1997	Frozen Four	3

Future Championship Dates and Sites

REGIONALS

2005 EAST—MARCH 25-26

Worcester's Centrum Centre, Worcester, Mass.
Boston University, host

2005 NORTHEAST—MARCH 26-27

Mullins Center, Amherst, Massachusetts
University of Massachusetts, host

2005 MIDWEST—MARCH 25-26

Van Andel Arena, Grand Rapids, Mich.
Western Michigan University, host

2005 WEST—MARCH 26-27

Mariucci Arena, Minneapolis
University of Minnesota, Twin Cities, host

2006 EAST—MARCH 25-26

Pepsi Arena, Albany, N.Y.
Rensselaer Polytechnic Institute and
Eastern College Athletic Conference, co-hosts

2006 NORTHEAST—MARCH 24-25

Worcester's Centrum Centre, Worcester, Mass.
Boston University, host

2006 MIDWEST—MARCH 25-26

Resch Center, Green Bay, Wis.
Michigan Technological University, host

2006 WEST—MARCH 24-25

Engelstad Arena, Grand Forks, N.D.
University of North Dakota, host

2007 EAST—MARCH 23-24

Blue Cross Arena, Rochester, N.Y.
Eastern Collegiate Athletic Conference

2007 NORTHEAST—MARCH 24-25

Verizon Wireless Arena, Manchester, N.H.
University of New Hampshire, host

2007 MIDWEST—MARCH 23-24

Van Andel Arena, Grand Rapids, Mich.
Western Michigan University, host

2007 WEST—MARCH 24-25

Pepsi Center, Denver
University of Denver, host

FROZEN FOUR

2005 (58TH ANNUAL)

APRIL 7 & 9

Value City Arena, Columbus, Ohio
Ohio State University, host

2006 (59TH ANNUAL)

APRIL 6 & 8

Bradley Center, Milwaukee
University of Wisconsin, Madison, host

2007 (60TH ANNUAL)

April 5 & 7

Savvis Center, St. Louis
College Hockey America, host

2008 (61ST ANNUAL)

APRIL 10 & 12

Pepsi Center, Denver
University of Denver, host

Photo courtesy of the Bradley Center



The Bradley Center in Milwaukee, Wisconsin, will be the host site of the 2006 NCAA Men's Frozen Four.

All-Time Tournament Field

Team Champions	56
Brackets.....	80



1948 CHAMPIONSHIP GAME, March 20 at Colorado Springs, Colo.**MICHIGAN 8, DARTMOUTH 4**

Dartmouth	2	2	0	—	4
Michigan	2	2	4	—	8

First Period: M – Wally Gacek (Wally Grant), :50; D – Bill Riley (Bob Merriam), 4:25; M – Gacek (Grant), 10:55; D – Crawford Campbell (unassisted), 17:25. **Penalties:** M – Ross Smith (boarding); M – Dick Starrak (tripping).

Second Period: D – Walt Crowley (B. Riley), 6:55; D – Arnie Oss (Jim Malone), 11:05; M – Grant (Gacek), 15:20; M – Gordan McMillan (Ted Greer), 16:40. **Penalties:** D – Crowley (tripping); D – Howie Richmond (tripping); M – Grant (tripping); M – Al Renfrew (tripping); M – Starrak (boarding); M – Renfrew (boarding); D – Campbell (hooking).

Third Period: M – Grant (Gacek, Greer), 1:30; M – McMillan (Renfrew), 6:15; M – Gacek (Grant, Greer), 6:20; M – Greer (Gacek), 15:14. **Penalties:** D – Bob Thayer (boarding, major); D – Thayer (misconduct); M – Ross Smith (boarding); M – Leonard Brumm (charging); D – Jack Kilmartin (slashing).

Shots on goal: Dartmouth 12-9-8 – 29; Michigan 10-13-18 – 41. **Saves:** Dartmouth (Dick Desmond) 33; Michigan (John McDonald) 25. **Total Penalties:** Dartmouth 6; Michigan 8. **Officials:** Ed French, John Gustafson. **Attendance:** 2,700.



1948 Michigan – Front row (left to right): John McDonald, Owen McArde, Comie Hill, Al Renfrew, Gordan McMillan, Wally Grant, Paul Malinowski. Middle row: Tom Bayless, Dick Starrak, Wally Gacek, Ross Smith, Ted Greer, head coach Vic Heyliger. Back row: Bill Jacobson, Leonard Brumm, Carl Isaacson, Clem Casalter, Sam Stedman.

1949 CHAMPIONSHIP GAME, March 19 at Colorado Springs, Colo.**BOSTON COLLEGE 4, DARTMOUTH 3**

Boston College	1	2	1	—	4
Dartmouth	2	0	1	—	3

First Period: BC – Warren Lewis (Jim Fitzgerald), 6:04; D – Walt Crowley (Arnie Oss), 10:34; D – Bill Riley (unassisted), 19:32. **Penalties:** D – Joe Riley.

Second Period: BC – John McIntire (Lewis, Fitzgerald), 3:43; BC – Len Ceglarski (Fran Harrington, Jack Mulhern), 13:04. **Penalties:** BC – McIntire; D – Gray.

Third Period: D – Al Kerivan (Crowley), 2:01; BC – Fitzgerald (Lewis), 6:47. **Penalties:** D – Mike Thayer; BC – Mulhern; BC – Mulhern (misconduct); D – B. Riley. **Shots on goal:** Boston College 14-17-11 – 42; Dartmouth 10-11-8 – 29. **Saves:** Boston College (Bernie Burke) 26; Dartmouth (Dick Desmond) 38. **Total Penalties:** Boston College 3; Dartmouth 4. **Officials:** Bill Cleary, Jack McKee. **Attendance:** 2,800 (estimate).



1949 Boston College – Kneeling: Team stickboy John Kelley Jr. Front row (left to right): Jack Mulhern, Walt Delorey, Len Ceglarski, John McIntire, Warren Lewis, Bernie Burke, Jim Fitzgerald, Giles Threadgold, Fran Harrington, John Gallagher, Ed Songin. Back row: Manager Jack Connolly, assistant coach Jack Harvey, Ed Casey, Bill Walsh, John Mahler, Fred Talbot, Frank Shellenback, Ken Ahern, Ken Dooley, Norm Daley, trainer Larry Sullivan, head coach Snooks Kelley.

1950 CHAMPIONSHIP GAME, March 18 at Colorado Springs, Colo.**COLORADO COL. 13, BOSTON U. 4**

Colorado Col.	0	3	10	—	13
Boston U.	1	0	3	—	4

First Period: BU – Ed Czarnota (Jack Garrity), 6:16. **Penalties:** BU – Bill Jurgelevich; BU – Lloyd Robinson; BU – Garrity; CC – Jim Starrak; CC – Milo Yalich; CC – Bud Eastwood.

Second Period: CC – Harry Whitworth (Starrak), 7:53; CC – Carl Lawrence (Tony Frasca, Cam Berry), 8:05; CC – Chris Ray (Ron Hartwell, Yalich), 14:27. **Penalties:** BU – Czarnota (major); BU – Jack Kelley; BU – Joe Folino; CC – Frasca.

Third Period: CC – Hartwell (unassisted), :52; CC – Ray (Whitworth), 5:26; BU – Kelley (Garrity), 6:47; CC – Whitworth (Hartwell, Ray), 9:49; CC – Ray (Whitworth), 11:20; CC – Hartwell (Ray, Whitworth), 11:34; CC – Frasca (Berry, Bill MacDonald), 13:03; CC – Berry (Frasca, MacDonald), 13:18; CC – Starrak (unassisted), 16:15; CC – Ray (unassisted), 16:39; BU – Garrity (Kelley), 18:21; CC – Frasca (Lawrence), 18:29; BU – Robert Bell (Robinson, Richard Bradley), 19:56. **Penalties:** CC – Len Maccini; CC – MacDonald.

Shots on goal: Colorado Col. 10-15-18 – 43; Boston U. 9-6-11 – 26. **Saves:** Colorado Col. (Roy Ikola) 22; Boston U. (Ralph Bevins) 30. **Total Penalties:** Colorado Col. 6; Boston U. 6. **Officials:** Jack McKee, John Blake. **Attendance:** 3,000.



1950 Colorado College – Front row (left to right): Harry Whitworth, trainer Rosie Collins, head coach Cheddy Thompson, Milo Yalich, athletics director Juan Reid, team mascot Bucky Reinking, Roy Ikola. Back row: Manager Neil Harrison, Jim Starrak, Carl Lawrence, Clark Wilder, Chris Ray, Bill MacDonald, Andy Gambucci, Tony Frasca, Ron Hartwell, Len Maccini, Bud Eastwood, Cam Berry, Bureson White, Gordon Atkinson.

1951 CHAMPIONSHIP GAME, March 17 at Colorado Springs, Colo.**MICHIGAN 7, BROWN 1**

Brown	0	0	1	—	1
Michigan	2	3	2	—	7

First Period: M – Eddie May (Gordon Naylor, Joe Marmo), 3:49; M – Gil Burford (Alex MacLellan), 15:24. **Penalties:** M – Marmo.

Second Period: M – Neil Celley (unassisted), 6:41; M – John McKennell (unassisted), 10:56; M – Al Bassey (Earl Keyes, MacLellan). **Penalties:** B – Maley 2.

Third Period: B – Tony Malo (Bob Wheeler), 7:54; M – McKennell (Burford, Keyes), 11:15; M – Celley (Burford), 19:38. **Penalties:** M – Bob Heathcott.

Shots on goal: Brown 5-4-11 – 20; Michigan 17-21-14 – 52. **Saves:** Brown (Don Whiston) 45; Michigan (Hal Downes) 19. **Total Penalties:** Brown 2; Michigan 2. **Officials:** Bill Cleary, Hank Frantzen. **Attendance:** 2,700.

1951 Michigan – Front row (left to right): Al Bassey, Earl Keyes, Joe Marmo, Alex MacLellan, Bob Heathcott. Back row: Gil Burford, Harry Stuhldreher, John McKennell, Neil Celley, Eddie May, Gordon Naylor, John Matchefts, Hal Downes, Carl Isaacson, Graham Cragg.

1952 CHAMPIONSHIP GAME, March 15 at Colorado Springs, Colo.**MICHIGAN 4, COLORADO COL. 1**

Michigan	3	1	0	—	4
Colorado Col.	0	1	0	—	1


First Period: M – George Chin (Doug Philpott), 11:35; M – Earl Keyes (Jim Haas, Reggie Shave), 16:29; M – Philpott (unassisted), 19:07. **Penalties:** M – Shave (tripping); CC – Cameron Berry (tripping); CC – Fred Eastwood (tripping); M – Doug Mullen (holding).

Second Period: CC – Berry (Dick Kennific), 5:00; M – Graham Cragg (Alex MacLellan), 10:12. **Penalties:** M – Haas (advancing puck with hand); CC – Eastwood (slashing); M – Cragg (holding); CC – Ed Robson (tripping); M – Cragg (misconduct).

Third Period: **Penalties:** M – Ron Martinson (advancing puck with hand); M – John McKennell (tripping); CC – Berry (tripping); CC – Eastwood (tripping).

Shots on goal: Michigan 19-16-15 – 50; Colorado Col. 10-13-9 – 32. **Saves:** Michigan (Willard Ikola) 31; Colorado Col. (Ken Kinsley) 46. **Total Penalties:** Michigan 7; Colorado Col. 6. **Officials:** Herb Gallagher, Hank Frantzen. **Attendance:** 2,500.

1952 Michigan – Front row (left to right): John McKennell, Earl Keyes, Tournament Queen Leslie Lockhart, Ron Martinson, George Chin, Willard Ikola, Jim Haas. Back row: Eddie May, Joe Marmo, head coach Vic Heyliger, Carl Isaacson, Bob Heathcott, Alex MacLellan, Graham Cragg, Pat Cooney, Paul Pelow, Reggie Shave, Doug Philpott, Doug Mullen, Chuck Hyman. Not pictured: John Matchefts. Tournament queen: Leslie Lockhart.

1953 CHAMPIONSHIP GAME, March 14 at Colorado Springs, Colo.**MICHIGAN 7, MINNESOTA 3**

Minnesota	2	0	1	—	3
Michigan	1	2	4	—	7

First Period: MIC – Jim Haas (Alex MacLellan), 5:48; MIN – Dick Meredith (Ken Yackel), 8:39; MIN – Dick Dougherty (Gene Campbell), 11:34.

Second Period: MIC – Doug Philpott (Reggie Shave), 6:15; MIC – Doug Mullen (George Chin, Pat Cooney), 11:08. **Penalties:** MIC – Lou Paolatto 2; MIC – Cooney; MIC – MacLellan.

Third Period: MIC – John Matchefts (unassisted), 3:38; MIC – Haas (unassisted), 7:17; MIC – Philpott (Haas), 9:14; MIN – Yackel (Bob Johnson, Dougherty), 10:42; MIC – Matchefts (Philpott), 19:49. **Penalties:** MIN – Tom Wegleitner; MIN – Jim Tschida; MIC – Haas; MIC – Shave.

Shots on goal: Minnesota 12-10-6 – 28; Michigan 14-11-9 – 34. **Saves:** Minnesota (Jim Mattson) 27; Michigan (Willard Ikola) 25. **Total Penalties:** Minnesota 2; Michigan 6. **Officials:** Bill Stewart, Hank Frantzen. **Attendance:** 2,700.

1953 Michigan – Front row (left to right): Albert Pickus, George Chin, Ron Martinson, John Matchefts, Willard Ikola, Curtis Swelt, Bill Lucier, Carl Isaacson. Back row: Lou Paolatto, Alex MacLellan, Doug Philpott, Reggie Shave, Bert Dunn, Doug Mullen, Telly Mascarin, Pat Cooney, Jim Haas, head coach Vic Heyliger.

1954 CHAMPIONSHIP GAME, March 13 at Colorado Springs, Colo.

RENSELAEER 5, MINNESOTA 4 (OT)

Minnesota	0	2	2	0	—	4
Rensselaer	2	1	1	1	—	5

First Period: R – Abbie Moore (Ambrose Mosco), 17:07; R – Frank Chiarelli (Paradise), 19:42 (pp). **Penalties:** M – Dick Meredith, 14:21; M – John Monahan, 18:21.

Second Period: R – Mosco (Magadini), 2:43; M – Ken Yackel (unassisted), 3:09; M – Dick Dougherty (Gene Campbell), 5:32. **Penalties:** R – Bauer, 7:39; M – George Jetty, 11:28; M – Meredith, 14:17.

Third Period: M – John Mayasich (Dougherty), 1:29; M – Dougherty (Mayasich), 8:25; R – Moore (Chiarelli), 18:18. **Penalties:** R – Pope, 1:54; R – Paradise, 2:25. **Overtime:** R – Gordie Peterkin (Magadini), 1:34.

Shots on goal: Minnesota 8-14-22-0 – 44; Rensselaer 10-10-4-2 – 26. **Saves:** Minnesota (Jim Mattson) 21; Rensselaer (Bob Fox) 40. **Total Penalties:** Minnesota 4; Rensselaer 3. **Power plays:** Minnesota 0 for 3; Rensselaer 1 for 4. **Officials:** Ed Barry, Charles MacVeigh. **Attendance:** 2,800.



1954 Rensselaer – Bob Fox, Gordie Peterkin, Ambrose Mosco, Jim Shidneck, Frank Chiarelli, Frank Paradise, Abbie Moore, head coach Ned Harkness, Harry Williams, John Magadini, Lloyd Bauer, Erik Larson, Bruce Baum, Jim Pope, Marty Karch, assistant coach Bill Harkness.

1955 CHAMPIONSHIP GAME, March 12 at Colorado Springs, Colo.

MICHIGAN 5, COLORADO COL. 3

Colorado Col.	1	0	2	—	3
Michigan	2	0	3	—	5

First Period: M – Tom Rendall (unassisted), 2:38; CC – unknown. M – Neil Buchanan (Mike Buchanan), 19:23. **Penalties:** CC – Bunt Hubchik; M – Bernie Hanna; M – Bob Schiller 2; CC – Hal Cowan 2; M – Lorne Howes; CC – Don Wishart; M – Neil Buchanan.

Third Period: M – Jay Gould (unassisted), 6:18; CC – Wishart (Hubchik), 7:34; M – Jerry Karpinka (Dick Dunnigan), 8:31; CC – Clare Smith (Doug Silverberg), 17:23; M – Bill MacFarland (unassisted), 19:57 (en). **Penalties:** M – Gould; M – Schiller; CC – Hubchik; CC – C. Smith; CC – Hubchik 2; M – Karpinka; M – M. Buchanan.

Shots on goal: Colorado Col. 12-15-23 – 50; Michigan 9-6-11 – 26. **Saves:** Colorado Col. (Jeff Simus) 21; Michigan (Howes) 47. **Total Penalties:** Colorado Col. 8; Michigan 9. **Officials:** Bob Barry, Jim Edgeworth. **Attendance:** 2,700.



1955 Michigan – Front row (left to right): Head coach Vic Heyliger, Mike Buchanan, Bob Schiller, Bill MacFarland, Tom Rendall, Yves Hebert, Dick Dunnigan. Back row: Bill Lucier, Neil Buchanan, Bernie Hanna, Baden Cosby, Bob Pitts, Lorne Howes, Jay Gould, Jerry Karpinka, Carl Isaacson.

1956 CHAMPIONSHIP GAME, March 17 at Colorado Springs, Colo.

MICHIGAN 7, MICHIGAN TECH 5

Michigan Tech	3	2	0	—	5
Michigan	4	3	0	—	7

First Period: M – Ed Switzer (Neil McDonald), :23; MT – Dick Wilson (Jack McManus), 2:42; M – McDonald (Bob Schiller), 9:22; M – Don McIntosh (Tom Rendall), 10:14; MT – Pete Aubry (unassisted), 11:04; M – Schiller (McDonald), 13:11; MT – Wilson (unassisted), 19:45. **Penalties:** M – Bob Pitts; MT – Tony Cuculic.

Second Period: MT – Tom Kennedy (Wilson), 4:47; MT – Aubry (Wilson), 7:25; M – Switzer (Bernie Hanna), 7:58; M – Switzer (Dick Dunnigan), 14:28; M – McDonald (unassisted), 14:49. **Penalties:** MT – Cliff Wylie; M – Switzer; M – Schiller; MT – Kennedy; MT – Ken Stenlund; M – Jerry Karpinka; M – Rendall (major); MT – Stenlund (major).

Shots on goal: Michigan Tech 22-10-10 – 42; Michigan 14-14-11 – 39. **Saves:** Michigan Tech (Bob McManus) 32; Michigan (Lorne Howes) 37. **Total Penalties:** Michigan Tech 5; Michigan 5. **Officials:** Bill Stewart, Dick Noblet. **Attendance:** 2,800 (estimate).



1956 Michigan – Front row (left to right): Lorne Howes, Jerry Karpinka, Ed Switzer, Bill MacFarland, Neil Buchanan, Jay Gould. Back row: Mike Buchanan, Dick Brown, Bernie Hanna, Dick Dunnigan, Bob Schiller, Neil McDonald, head coach Vic Heyliger, Tom Rendall, Carl Isaacson, Don McIntosh, Wally Maxwell, Bob Pitts. Tournament Queen: Jackie LeClair.

1957 CHAMPIONSHIP GAME, March 16 at Colorado Springs, Colo.

COLORADO COL. 13, MICHIGAN 6



1957 Colorado College – Front row (left to right): Jerry Art, Ron Laughlin, Bunt Hubchik, Gary Hughes, Don Wishart, Bill Hay, Bob McCusker, Ike Scott, Howie Viger. Middle row: Head coach Tom Bedeck, Bob Tanner, Harry Harasyn, Gerald Capello, Ron Villeneuve, John Andrews, trainer Rosie Collins. Back row: Manager Pete Gazzola, Dick McGhee, George deRappard, Murray Dea, Harley Patterson, Bob Southwood.

Michigan	3	1	2	—	6
Colorado Col.	3	3	7	—	13

First Period: CC – Bob McCusker (Ike Scott, Dick McGhee), 3:15; CC – Bill Hay (McCusker), 8:04; CC – McCusker (Hay, Gerald Capello), 11:39; M – Dick Dunnigan (unassisted), 13:14; M – Neil McDonald (unassisted), 17:30; M – John Hutton (McDonald), 17:57. **Penalties:** CC – Bob Southwood; CC – Bunt Hubchik.
Second Period: CC – Murray Dea (Ron Laughlin), 4:52; CC – John Andrews (Hubchik), 6:18; M – Ed Switzer (Dunnigan), 10:18; CC – Hay (McCusker, McGhee), 14:05. **Penalties:** CC – Gary Hughes; M – Bob Schiller; M – Schiller.
Third Period: CC – McCusker (Dea), 1:23; CC – Harley Patterson (Harry Harasyn), 6:20; CC – Don Hersack (Hubchik, Andrews), 9:10; CC – Harasyn (Patterson), 12:59; CC – McCusker (Hay), 13:47; CC – Hersack (Hubchik), 14:53; M – Tom Rendall (Garry Starr), 15:15; CC – Don Wishart (George deRappard), 16:11; M – McDonald (Switzer), 16:36. **Penalties:** CC – McCusker; CC – Gerald Capello; M – Dunnigan; M – Rendall.
Shots on goal: Michigan 10-7-11 – 28; Colorado Col. 10-17-17 – 44. **Saves:** Michigan (Ross Childs) 31; Colorado Col. (Bob Southwood) 22. **Total Penalties:** Michigan 4; Colorado Col. 5. **Officials:** Frank Bell, Mark Olson, Bill Riley. **Attendance:** 2,800.

1958 CHAMPIONSHIP GAME, March 15 at Minneapolis

DENVER 6, NORTH DAKOTA 2



1958 Denver – Front row (left to right): Alan Cook, Wayne Klinck, head coach Murray Armstrong, Ed Zemrau, Rodney Schneck. Middle row: Murray MacDonald, Gordon Gresswell, Bruce Walker, Con Collie, Dennis Slinn. Back row: Blair Livingstone, Barry Sharp, Al Bamhill, Walt Dingwall, Murray Massier, Jim Brown, John Godfrey, John MacMillan.

North Dakota	1	0	1	—	2
Denver	0	3	3	—	6

First Period: ND – Ed Thomlinson (Bill Steenson), 6:21. **Penalties:** D – Jim Brown (holding); ND – Ron King (high-sticking); D – Ed Zemrau (illegal check); D – Zemrau (tripping); D – Zemrau (interference); ND – King (slashing).
Second Period: D – Brown (Barry Sharp), 7:18; D – Bruce Walker (Murray Massier, Walt Dingwall), 10:39; D – Dingwall (Massier, Zemrau), 10:58. **Penalties:** ND – Bill Steenson (charging); D – Zemrau (high-sticking); ND – Reg Morelli (high-sticking); ND – Ralph Lyndon (elbowing).
Third Period: ND – Joe Poole (King), 5:21; D – Massier (Wayne Klinck, Bruce Walker), 7:18; D – Sharp (Con Collie), 13:49; D – Dennis Slinn (Massier, John Godfrey), 16:17. **Penalties:** D – Godfrey (illegal check).
Shots on goal: North Dakota 8-10-5 – 23; Denver 10-13-5 – 28. **Saves:** North Dakota (Bob Peabody) 22; Denver (Rodney Schneck) 21. **Total Penalties:** North Dakota 5; Denver 6. **Officials:** Walter Fitzgerald, Bob Gilray. **Attendance:** 7,878.

1959 CHAMPIONSHIP GAME, March 14 at Troy, N.Y.

NORTH DAKOTA 4, MICHIGAN ST. 3 (OT)



1959 North Dakota – Front row (left to right): Assistant manager Tom Neal, George Gratton, Bob Began, Joe Poole, Bill Steenson, Julian Brunetta, Stan Paschke, Bob Peabody, manager Ted Katyk. Middle row: Ron King, Bart Larson, Ralph Lyndon, Jerry Fox, Garth Perry, Guy LaFrance, Art Miller. Back row: Head coach Bob May, Bernie Haley, Pete Gazley, Ken Wellen, Steve Thulner, Les Merrifield, Ed Thomlinson, Reg Morelli, assistant coach Barry Thornycraft. Not pictured: Gerry Walford.

North Dakota	0	3	0	1	—	4
Michigan St.	1	0	2	0	—	3

First Period: MS – Ed Pollesell (Tom Mustonen, Andre LaCoste), 14:38. **Penalties:** MS – Bob Armstrong (cross-checking), 8:42; MS – Ed Pollesell (slashing), 15:40; ND – Ralph Lyndon (interference), 18:32.
Second Period: ND – Lyndon (Reg Morelli, Art Miller), 7:21; ND – Jerry Walford (Ron King, Bernie Haley), 8:57; ND – Stan Paschke (Lyndon), 9:37. **Penalties:** ND – Miller (tripping), 4:11; ND – Morelli (hooking), 11:19; MS – Bob Norman (cross-checking), 12:43; ND – Miller (roughing), 13:28; MS – Bruno Pollesell (roughing), 13:28; ND – Guy LaFrance (tripping), 15:29; ND – Julian Brunetta (interference), 16:47.
Third Period: MS – LaCoste (Jack Roberts, Norman), 8:05; MS – Roberts (LaCoste), 16:20. **Penalties:** ND – Brunetta (high-sticking), 4:36; MS – Norman (high-sticking), 4:36; MS – E. Pollesell (tripping), 8:49; MS – Norman (high-sticking), 16:38; ND – Les Merrifield (interference), 16:38.
Overtime: ND – Morelli (Miller, LaFrance), 4:18. **Penalties:** MS – Tom Mustonen (tripping), 3:01; ND – Lyndon (tripping), 3:13.
Shots on goal: North Dakota 5-17-7-1 – 30; Michigan St. 6-4-13-1 – 24. **Saves:** North Dakota (George Gratton) 21; Michigan St. (Joe Selinger) 26. **Total Penalties:** North Dakota 9 for 18 minutes; Michigan St. 8 for 16 minutes. **Power plays:** North Dakota 0 for 5; Michigan St. 0 for 5. **Officials:** Bob Barry, Vince Riley. **Attendance:** 6,000.

1960 CHAMPIONSHIP GAME, March 19 at Boston

Michigan Tech	0	3	0	—	3
Denver	1	1	3	—	5

First Period: D – Jerry Walker (Bill Masterton, Con Collie), 10:51. **Penalties:** MT – Bob Hauswirth (tripping), 15:28; D – George Konik (hooking), 16:25; D – Collie (tripping), 18:51.

Second Period: D – Grant Munro (Max Geisthardt), 12:42; MT – Paul Coppo (John Kosiancic), 14:17 (pp); MT – Jerry Sullivan (John Pascht, Lou Angotti), 16:27; MT – Gerald Fabbro (Kosiancic, Coppo), 19:02. **Penalties:** D – John MacMillan (holding), 9:21; D – J. Walker (hooking), 13:27.

Third Period: D – Konik (unassisted), 2:30; D – MacMillan (Marty Howe), 18:57; D – MacMillan (J. Walker), 19:48 (en). **Penalties:** D – Murray MacDonald (illegal check), 7:24.

Shots on goal: Michigan Tech 6-16-6 – 28; Denver 7-9-12 – 28. **Saves:** Michigan Tech (George Cuculick) 23; Denver (George Kirkwood) 25. **Total Penalties:** Michigan Tech 1 for 2 minutes; Denver 5 for 10 minutes. **Power plays:** Michigan Tech 1 for 5; Denver 0 for 1. **Officials:** Vince Riley, Bob Gilray. **Attendance:** 3,783.

DENVER 5, MICHIGAN TECH 3

1960 Denver – Front row (left to right): Grant Munro, Con Collie, Murray MacDonald, Bruce Walker, George Kirkwood, John MacMillan, Ray Hamlin, Al Barnhill, Marty Howe. Back row: Head coach Murray Armstrong, Norb Kemp, Max Geisthardt, Terry Lomnes, Bill Masterton, Ken Williamson, Dick Jacob, Jerry Walker, Trent Beatty, George Konik, Paul Josephson, Paul DiNapoli.

1961 CHAMPIONSHIP GAME, March 18 at Denver

Denver	5	4	3	—	12
St. Lawrence	2	0	0	—	2

First Period: SL – John Mason (Ron Mason, Gary Corby), 1:22; D – Bill Masterton (Trent Beatty, Jerry Walker), 3:19; D – Beatty (Masterton, Grant Munro), 7:21; D – Walker (Beatty), 12:09; SL – Buster Dower (Terry Slater), 13:14; D – Jerry Duffus (Ken Williamson, Jon Art), 14:51; D – Masterton (Munro, Walker), 15:49. **Penalties:** SL – R. Mason (hooking), 8:10; D – Marty Howe (elbowing), 15:54; SL – Roland Anderson (slashing), 15:54.

Second Period: D – Beatty (Masterton, Walker), 5:33; D – Munro (Terry Lomnes), 6:57; D – George Konik (Paul Josephson, Jack Wilson), 11:31 (pp); D – Williamson (Art, Wilson), 17:47 (pp). **Penalties:** SL – Arlie Parker (cross-checking), 10:54; D – Wilson (tripping), 12:37; D – Wilson (tripping), 14:58; SL – Parker (checking in offensive zone), 16:50.

Third Period: D – Masterton (Konik), 10:46 (pp); D – Munro (Josephson), 12:15 (pp); D – Lomnes (unassisted), 16:57. **Penalties:** D – Konik (tripping); Anderson missed penalty shot), 5:13; SL – Slater (high-sticking, injury), 10:15; D – Beatty (interference), 19:54.

Shots on goal: Denver 20-17-13 – 50; St. Lawrence 6-8-5 – 19. **Saves:** Denver (George Kirkwood) 17; St. Lawrence (Richie Broadbelt) 38. **Total Penalties:** Denver 5 for 10 minutes; St. Lawrence 5 for 13 minutes. **Power plays:** Denver 4 for 6; St. Lawrence 0 for 4. **Officials:** Bob Gilray, Vince Reilly. **Attendance:** 5,363.

DENVER 12, ST. LAWRENCE 2

1961 Denver – Front row (left to right): Marty Howe, George Konik, George Kirkwood, Grant Munro, Bill Masterton, Paul Josephson. Middle row: Trent Beatty, Terry Lomnes, Marshall Johnston, head coach Murray Armstrong, Ken Williamson, Jerry Duffus, John Art, Jerry Walker. Back row: Norb Kemp, Dymetry Warnyca, Jack Wilson, Dick Jacob, Max Geisthardt, Greg Lacomby, Paul DiNapoli.

1962 CHAMPIONSHIP GAME, March 17 at Utica, N.Y.

MICHIGAN TECH 7, CLARKSON 1



1962 Michigan Tech – Front row (left to right): Phil McVittie, Al Merlo, Elov Seger, Jerry Sullivan, Lou Angotti, Henry Akervall, Don Hermanson, Garry Bauman. Middle row: Assistant coach Bill Lucier, Mike Draper, Pat Casey, Gary Begg, Bob Pallante, Barry Johnson, John Ivanitz, head coach John MacInnes. Back row: Student manager Tom Bliss, Al Patterson, Scott Watson, Norm Wimmer, Gene Rebellato, Bob Mikesch, athletics director Alan J. Bovard.

Michigan Tech	3	0	4	—	7
Clarkson	1	0	0	—	1

First Period: MT – John Ivanitz (unassisted), :38; MT – Ivanitz (Jerry Sullivan), 5:58; MT – Sullivan (Al Merlo, Gene Rebellato), 9:26; C – Joe LaPointe (Hal Pettersen), 19:42 (pp). **Penalties:** C – Bob Taylor (checking in offensive zone), 9:40; MT – Bob Pallante (elbowing), 13:33; MT – Pallante (interference), 18:35.

Second Period: **Penalties:** C – Corby Adams (illegal check), 1:32; MT – Merlo (slashing), 6:56; MT – Norm Wimmer (elbowing), 10:12; MT – Henry Akervall (interference), 12:04.

Third Period: MT – Sullivan (Ivanitz, Rebellato), :38; MT – Ivanitz (Rebellato, Sullivan), 4:53; MT – Lou Angotti (unassisted), 6:14; MT – Angotti (unassisted), 19:20. **Penalties:** MT – Elov Seger (board checking), 9:05; MT – Pallante (spearing), 10:52; MT – Rebellato (holding), 16:55; MT – Pallante (holding), 18:10; C – Frank Schmeler (tripping), 18:17.

Shots on goal: Michigan Tech 12-16-16 – 44; Clarkson 12-13-15 – 40. **Saves:** Michigan Tech (Garry Bauman) 39; Clarkson (Wayne Gibbons) 37. **Total Penalties:** Michigan Tech 9 for 18 minutes; Clarkson 3 for 6 minutes. **Power plays:** Michigan Tech 0 for 3; Clarkson 1 for 9. **Officials:** Eddie Barry, Bob Gilray. **Attendance:** 4,210.

1963 CHAMPIONSHIP GAME, March 16 at Chestnut Hill, Mass.

NORTH DAKOTA 6, DENVER 5



1963 North Dakota – Front row (left to right): Dudley Otto, Bill Selman, Dan Storsteen, Maurice Roberge, George Goodaere, Dave Merrifield, George Baland. Middle row: Head coach Barry Thornycraft, Bob Bartlett, Jack Matheson, Bill Borlase, John Sutherland, George Chigo, Peter Stasiuk, Joe Lech. Back row: Assistant coach Bob Peters, Al McLean, Ernie Dyda, Don Ross, Arnie Steeves, Will Stirrett, Wayne Gurba, Don Stokaluk, manager Murray Olson.

North Dakota	5	1	0	—	6
Denver	2	2	1	—	5

First Period: ND – Don Stokaluk (Dave Merrifield, Bob Bartlett), 1:57; ND – Al McLean (Bartlett, John Sutherland), 3:11; ND – Ernie Dyda (Jack Matheson, Merrifield), 7:25 (sh); D – Greg Lacomby (Jim Kenning, Dominic Fragomeni), 12:55; D – Bob Hamill (Jack Wilson, Jon Art), 13:13; ND – Stokaluk (Maurice Roberge), 14:20; ND – Matheson (Don Ross), 15:14. **Penalties:** ND – George Goodaere (cross-checking), 6:17.

Second Period: ND – McLean (unassisted), 5:01 (pp); D – Lacomby (Wilson, Marshall Johnston), 7:05 (pp); D – Hamill (Bill Staub), 13:09 (pp). **Penalties:** D – Lacomby (holding), 3:15; ND – Roberge (holding), 5:17; ND – Matheson (tripping), 10:10; ND – Matheson (tripping), 12:25.

Third Period: D – Hamill (Doug Kowel, Johnston), 13:19. **Penalties:** D – Johnston (tripping), 3:11; ND – Bartlett (holding), 4:51; D – Kowel (interference), 6:19.

Shots on goal: North Dakota 15-15-9 – 39; Denver 7-8-2 – 17. **Saves:** North Dakota (Joe Lech) 12; Denver (Rudy Unis) 33. **Total Penalties:** North Dakota 5 for 10 minutes; Denver 3 for 6 minutes. **Power plays:** North Dakota 1 for 3; Denver 2 for 5. **Officials:** Andy Gambucci, Bob Gilray. **Attendance:** 4,200.

1964 CHAMPIONSHIP GAME, March 21 at Denver**MICHIGAN 6, DENVER 3**

Michigan	1	2	3	—	6
Denver	0	2	1	—	3

First Period: M – Wilf Martin (Alex Hood, Tom Polonic), 17:48. **Penalties:** M – Ron Coristine (interference), 1:46; M – Roger Galipeau (slashing), 2:28; D – Dave Paderski (holding), 7:12; M – Barry MacDonald (tripping), 11:32; M – Ted Henderson (interference), 18:20.

Second Period: M – Mel Wakabayashi (Bob Ferguson, Gordon Wilkie), 2:19 (pp); M – Jack Cole (Wilkie), 3:22; D – Bill Staub (Andy Herrebut, Bob Lindsay), 5:34 (pp); D – Ron Livingstone (Emory Sampson, Ron Naslund), 17:24. **Penalties:** D – Sampson (charging), :32; M – Ferguson (hooking), 4:08; D – Myles Gillard (roughing), 6:55; M – Polonic (roughing), 6:55; D – Wayne Smith (interference), 19:27.

Third Period: M – Cole (Polonic, Wilkie), 4:08; D – Smith (Herrebut), 9:54 (pp); M – Wakabayashi (Coristine, Ferguson), 16:49; M – Hood (Polonic, Martin), 18:24. **Penalties:** M – Polonic (misconduct), 4:08; M – Ferguson (hooking), 9:30; M – Galipeau (roughing), 12:19; D – Staub (roughing), 12:19; M – MacDonald (cross-checking), 12:32; M – Galipeau (interference), 19:16.

Shots on goal: Michigan 7-6-16 – 29; Denver 15-10-9 – 34. **Saves:** Michigan (Bob Gray) 31; Denver (Buddy Blom) 23. **Total Penalties:** Michigan 11 for 30 minutes; Denver 5 for 10 minutes. **Power plays:** Michigan 1 for 3; Denver 2 for 9. **Officials:** Andy Gambucci, Bob Gilray. **Attendance:** 5,296.



1964 Michigan – Front row (left to right): Bob Gray, George Forrest, Gary Butler, Gordon Wilkie, Ron Coristine, Dave Newton, Bill Bieber. Middle row: Head coach Al Renfrew, Marty Read, Alex Hood, Bob Ferguson, Roger Galipeau, Tom Polonic, Pierre Dechaine, Len Tillebaum. Back row: Gus Crouch, Mel Wakabayashi, Jack Cole, Rick Day, Ed Henderson, Barry MacDonald, Wilf Martin.

1965 CHAMPIONSHIP GAME, March 20 at Providence, R.I.**MICHIGAN TECH 8, BOSTON COLLEGE 2**

Boston College	0	1	1	—	2
Michigan Tech	3	4	1	—	8

First Period: MT – Gary Milroy (Wayne Weller), 7:28; MT – Weller (Al Holm, Milroy), 13:12; MT – Bob Wilson (Pete Leiman), 18:56 (pp). **Penalties:** BC – John Moylan, 6:00; MT – Terry Ryan, 6:00; MT – Colin Patterson, 8:47; MT – Ed Caterer, 10:52; BC – Woody Johnson, 16:57.

Second Period: MT – Patterson (Wilson), 2:13; MT – Fred Dart (Steve Yoshino, Bob Toothill), 3:37; MT – Milroy (Bruce Riutta), 14:58 (pp); BC – E.J. Breen (Ralph Toran), 17:24 (pp); MT – Weller (Milroy), 19:26. **Penalties:** BC – Frank Kearns, 4:02; MT – Dennis Huculak, 12:04; BC – Jim Mullen, 14:23; MT – Milroy, 16:06; MT – Dave Confrey, 16:31; BC – Johnson, 19:32; MT – Weller, 19:32; MT – Holm, 19:32.

Third Period: BC – Mullen (Phil Dyer, John Cunniff), 6:02; MT – Wilson (unassisted), 17:58. **Penalties:** BC – Toran, 2:08; MT – Huculak, 10:47; BC – Kearns, 10:47; MT – Ryan, 14:17.

Shots on goal: Boston College 5-11-11 – 27; Michigan Tech 10-14-11 – 35. **Saves:** Boston College (Pat Murphy) 27; Michigan Tech (Tony Esposito) 25. **Total Penalties:** Boston College 7 for 14 minutes; Michigan Tech 10 for 20 minutes. **Power plays:** Boston College 1 for 7; Michigan Tech 2 for 4. **Officials:** Bob Barry, Andy Gambucci. **Attendance:** 2,600.



1965 Michigan Tech – Front row (left to right): Rick Best, Bruce Riutta, Terry Ryan, Pete Leiman, Al Holm, Rick Yeo, Dennis Huculak, Fred Dart, Tony Esposito. Middle row: Student manager Wallace Reid, Gary Milroy, Bob Wilson, Bob Toothill, Bob Brooks, Tom Steele, Roy Heino, Wayne Weller, head coach John Madnes. Back row: Dave Confrey, Colin Patterson, Mike Gorman, Joe Galetto, Ed Caterer, Steve Yoshino.

1966 CHAMPIONSHIP GAME, March 19 at Minneapolis**MICHIGAN ST. 6, CLARKSON 1**

Michigan St.	1	1	4	—	6
Clarkson	1	0	0	—	1

First Period: MS – Mike Coppo (Don Heaphy), 14:31 (pp); C – Andrew Hamilton (John McLennan, Tom Hurley), 17:54 (pp). **Penalties:** C – Jack Levitt (interference), 7:09; C – Joe Demerski (boarding), 7:09; C – Gerry Kovolchuk (cross-checking), 13:48; MS – Tom Purdo (cross-checking), 16:06; C – Brian Dooling (misconduct, shooting puck after whistle), 16:09; MS – Heaphy (interference), 17:20; C – Levitt (illegal checking), 18:14.

Second Period: MS – Bob Brawley (Brian McAndrew, Heaphy), 14:31. **Penalties:** C – Tom Hurley (tripping), 4:47; MS – Mike Coppo (tripping), 5:44; MS – Dick Bois (hooking), 8:43; C – Hamilton (roughing), 13:16; MS – Doug Volmar (roughing), 13:16; C – John McLennan (hooking), 14:42; MS – Bois (cross-checking), 17:58.

Third Period: MS – Coppo (Bill Faunt), :17; MS – Bob Fallat (McAndrew), 3:38; MS – Volmar (Faunt), 12:12; MS – Faunt (unassisted), 19:32 (pp). **Penalties:** C – Harry Dunn (interference), 1:35; C – Levitt (slashing), 7:23; C – McLennan (elbowing), 7:53; C – Bench (too many men), 9:03; C – Kovolchuk (slashing), 18:11.

Shots on goal: Michigan St. 17-9-20 – 46; Clarkson 8-13-4 – 25. **Saves:** Michigan St. (Gaye Cooley) 24; Clarkson (Terry Yurkiewicz) 40. **Total Penalties:** Michigan St. 6 for 12 minutes; Clarkson 13 for 34 minutes. **Power plays:** Michigan St. 2 for 12; Clarkson 1 for 5. **Officials:** Andy Gambucci, Bill Cleary. **Attendance:** 3,101.



1966 Michigan State – Front row (left to right): Gaye Cooley, Matt Mulcahy, Don Heaphy, Jerry Fisher, Mike Coppo, Tom Purdo, Larry Roche. Middle row: Trainer Clyde Stretch, Brian McAndrew, Tom Mikkola, Mike Jacobson, Dainis Vedejs, Ron Roth, Doug Volmar, Tom Crowley, Wayne Duffett, head coach Amo Bessone. Back row: Manager Bill Smith, Dick Bois, Bill Faunt, Doug French, Nino Cristofoli, Bob Fallat, John Schuster, manager Ralph Faust.

1967 CHAMPIONSHIP GAME, March 18 at Syracuse, N.Y.

CORNELL 4, BOSTON U. 1



1967 Cornell – Front row (left to right): Bruce Pattison, Peter Tufford, Walt Stanowski, Doug Ferguson, Ken Dryden, Dave Ferguson, Bob Kinasewich, Mike Doran, Paul Althouse. Middle row: Head coach Ned Harkness, Harry Orr, Andy Crowley, Brian Cornell, Bob McGuinn, Murray Death, Ted Coviello, trainer Alf Ekman, assistant coach Bob McCabe. Back row: Manager Charley Boucher, Dave Quarrie, Kennedy Smith, Murray Watkinson, George Swan, manager Dick Johnson.

Boston U.	0	1	0	—	1
Cornell	2	1	1	—	4

First Period: C – Bob Kinasewich (Murray Death, Walt Stanowski), 1:26; C – Stanowski (Dave Ferguson, Harry Orr), 18:55 (pp). **Penalties:** C – Ted Coviello (tripping), 1:52; C – Bruce Pattison (hooking), 11:08; BU – Jack Parker (hooking), 17:40.


Second Period: C – Doug Ferguson (Da. Ferguson), 12:41 (pp); BU – Mike Sobeski (Jim Quinn, Fred Bassi), 12:53. **Penalties:** C – Kinasewich (leaving feet to play puck), 2:01; C – Orr (tripping), 3:38; BU – Sobeski (interference), 6:50; BU – John Cooke (charging), 12:12; C – Paul Althouse (hooking), 14:37; C – Mike Doran (cross-checking), 15:29; BU – Bassi (tripping), 17:32.

Third Period: C – Bob McGuinn (Coviello, Stanowski), 10:12. **Penalties:** C – Orr (spearing), 3:09; BU – Bassi (cross-checking), 8:10; C – Orr (interference), 15:27; C – Do. Ferguson (high-sticking), 17:02; C – Do. Ferguson (fighting and disqualification), 17:02; BU – Bill Riley (high-sticking), 17:02; BU – Parker (roughing), 17:02.

Shots on goal: Boston U. 12-16-5 – 33; Cornell 11-16-18 – 45. **Saves:** Boston U. (Wayne Ryan) 41; Cornell (Ken Dryden) 32. **Total Penalties:** Boston U. 7 for 14 minutes; Cornell 10 for 26 minutes. **Power plays:** Boston U. 0 for 9; Cornell 2 for 5. **Officials:** Giles Threadgold, Bill Cleary. **Attendance:** 6,571.

1968 CHAMPIONSHIP GAME, March 16 at Duluth, Minn.

DENVER 4, NORTH DAKOTA 0



1968 Denver – Front row (left to right): Gerry Powers, Bob Trembecky, Jim Wiste, Jim Shires, Cliff Koroll, Tom Miller, Frank Daly. Middle row: Trainer Gene Bradshaw, Terry Leifson, Ed Hamilton, Dale Zeman, Randy Ward, Keith Magnuson, Tim Gould, Craig Patrick, manager Tom Sampson. Back row: Tom Gilmore, Al Genovy, head coach Murray Armstrong, Gerry Jonasson, Rich Blanche, Don Thiessen.

Denver	0	0	4	—	4
North Dakota	0	0	0	—	0

First Period: **Penalties:** D – Tom Gilmore (tripping), 3:22; D – Dale Zeman (slashing), 9:05; ND – John Marks (interference), 13:07; ND – Gary Lyons (tripping), 14:42; D – Al Genovy (tripping), 19:05.


Second Period: **Penalties:** ND – Terry Abram (holding), 3:32; D – Gilmore (holding), 7:09; ND – Terry Ogden (cross-checking), 19:03.

Third Period: D – Bob Trembecky (Jim Wiste, Keith Magnuson), 2:44 (pp); D – Trembecky (Craig Patrick), 13:16; D – Genovy (Gilmore), 18:06; D – Gilmore (unassisted), 18:25. **Penalties:** ND – Mike Furlong (illegal check), 3:31; D – Tim Gould (slashing), 5:34; D – Magnuson (interference), 15:43.

Shots on goal: Denver 6-8-14 – 28; North Dakota 12-3-7 – 22. **Saves:** Denver (Gerry Powers) 22; North Dakota (Mike Curran) 24. **Total Penalties:** Denver 6 for 12 minutes; North Dakota 5 for 10 minutes. **Power plays:** Denver 1 for 5; North Dakota 0 for 6. **Officials:** Frank Larson, Andy Gambucci. **Attendance:** 5,453.

1969 CHAMPIONSHIP GAME, March 15 at Colorado Springs, Colo.

DENVER 4, CORNELL 3



1969 Denver – Front row (left to right): Terry Leifson, Craig Patrick, Dale Zeman, Randy Ward, Gerry Powers, Tim Gould, Keith Magnuson, Bob Trembecky, Tom Miller. Middle row: Frank Daly, Gerry Jonasson, Tom Gilmore, Al Genovy, Rich Blanche, Don Thiessen, Ed Hamilton, head coach Murray Armstrong. Back row: Trainer Gene Bradshaw, Lynn Powis, Bill Pettinger, Dan Helm, John Saville, George Morrison, manager Tom Sampson.

Cornell	1	1	1	—	3
Denver	1	1	2	—	4

First Period: D – Tom Gilmore (Lynn Powis, Keith Magnuson), 2:41; C – Dan Lodboa (Bruce Pattison), 14:09. **Penalties:** C – Gordon Lowe, 6:04; D – Gilmore, 11:27.

Second Period: D – George Morrison (Tom Miller, Magnuson), 10:25 (pp); C – Brian Cornell (Peter Tufford), 12:08. **Penalties:** C – Kevin Pettit, 3:59; D – Dale Zeman, 7:19; C – William Duthie, 7:19; C – Duthie, 9:31; D – Magnuson, 16:44.

Third Period: D – Bob Trembecky (Magnuson, Craig Patrick), 4:17; D – Miller (Zeman), 11:50; C – Lowe (Steve Giuliani), 18:40. **Penalties:** D – Gerry Jonasson, 13:11; C – Lodboa, 17:43; D – Zeman, 17:43.

Shots on goal: Cornell 12-9-15 – 36; Denver 9-9-7 – 25. **Saves:** Cornell (Ken Dryden) 21; Denver (Gerry Powers) 33. **Total Penalties:** Cornell 5 for 10 minutes; Denver 5 for 10 minutes. **Power plays:** Cornell 0 for 3; Denver 1 for 3. **Officials:** Andy Gambucci, Jack Barry. **Attendance:** 4,625.

1970 CHAMPIONSHIP GAME, March 21 at Lake Placid, N.Y.**CORNELL 6, CLARKSON 4**

Clarkson	2	1	1	—	4
Cornell	2	1	3	—	6

First Period: CL – Luc St. Jean (Jerry Kemp, Rick Magnusson), :20; CO – Larry Fullan (Steve Giuliani), 4:22; CO – Garth Ryan (unassisted), 11:22 (pp); CL – Kemp (St. Jean, Magnusson), 17:27 (pp). **Penalties:** CL – Wayne LaChance (tripping), 9:54; CO – Dave Westner (tripping), 11:34; CO – Ryan (high-sticking), 13:16; CL – Bill O’Flaherty (high-sticking), 13:16; CO – John Hughes (high-sticking), 16:58; CO – Ron Simpson (tripping), 17:14.

Second Period: CL – O’Flaherty (John Halme, Al Maki), 3:14; CO – Westner (Fullan, Ryan), 13:31. **Penalties:** CL – Greg Lewis (cross-checking), 5:37; CL – Maki (tripping), 7:32; CO – Bob Aitchison (tripping), 17:50; CO – Dan Lodboa (tripping), 19:44.

Third Period: CO – Lodboa (Brian McCutcheon, Giuliani), 5:03 (pp); CO – Lodboa (unassisted), 7:58 (sh); CO – Lodboa (McCutcheon), 12:17; CL – Steve Warr (Kemp), 13:29. **Penalties:** CL – Warr (tripping), 4:28; CO – Westner (tripping), 6:01; CO – Gordon Lowe (cross-checking), 7:42; CO – Simpson (cross-checking), 11:56; CL – Keith Maclean (high-sticking), 11:56; CO – Hughes (tripping), 17:34.

Shots on goal: Clarkson 7-6-6 – 19; Cornell 17-17-12 – 46. **Saves:** Clarkson (Bruce Bullock) 40; Cornell (Brian Cropper) 15. **Total Penalties:** Clarkson 6 for 12 minutes; Cornell 10 for 20 minutes. **Power plays:** Clarkson 1 for 8; Cornell 2 for 4. **Officials:** Bill Riley, Giles Threadgold. **Attendance:** 2,000.



1970 Cornell – Front row (left to right): Bob Rule, Kevin Pettit, Steve Giuliani, Dick Bertrand, John Hughes, Dan Lodboa, Garth Ryan, Ian Orr, Gordie Lowe, Brian Cropper. Middle row: Head coach Ned Harkness, advisor Ellis Leonard, Jim Higgs, Bob Aitchison, Doug Stewart, Bill Perras, Bill Duthie, Mark Davis, Ron Simpson, Larry Fullan, Brian McCutcheon, assistant coach Rick Fullan, trainer Alf Ekman. Back row: Assistant manager Ken Gilstein, Ed Ambis, Dave Westner, manager Steve Gorkin, Craig Brush, assistant manager Artie Roth.

1971 CHAMPIONSHIP GAME, March 20 at Syracuse, N.Y.**BOSTON U. 4, MINNESOTA 2**

Minnesota	0	0	2	—	2
Boston U.	2	1	1	—	4

First Period: BU – Steve Stirling (John Danby, Bob Brown), 5:32 (pp); BU – Bob Gryp (Wayne Gowing), 10:10. **Penalties:** M – Frank Sanders (charging), 5:01; BU – Bob Murray (holding), 14:18.

Second Period: BU – Stirling (unassisted), 9:13. **Penalties:** BU – Mike LaGarde (high-sticking), 9:32; BU – Ron Anderson (elbowing), 17:18; M – Wally Olds (interference), 19:44.

Third Period: M – Doug Peltier (Craig Sarnier, Bruce McIntosh), 13:07; BU – Anderson (Steve Dolloff, Brown), 17:45; M – Dean Blais (McIntosh), 19:44.

Penalties: BU – LaGarde (holding), 11:04; BU – Murray (hooking), 18:09; M – D. Peltier (offensive check), 18:09; M – Blais (cross-checking), 19:49.

Shots on goal: Minnesota 13-11-8 – 32; Boston U. 12-11-9 – 32. **Saves:** Minnesota (Dennis Erickson) 28; Boston U. (Dan Brady) 30. **Total Penalties:** Minnesota 4 for 8 minutes; Boston U. 5 for 10 minutes. **Power plays:** Minnesota 0 for 4; Boston U. 1 for 3. **Officials:** Bob Barry, Frank Larson. **Attendance:** 6,017.



1971 Boston University – Front row (left to right): Dan Brady, John Danby, Bob Gryp, Peter Yetten, Steve Stirling, Wayne Gowing, Bruce Hatton, Bob Murray, Tim Regan. Middle row: Head coach Jack Kelley, freshman coach Bob Crocker, Steve Dolloff, Guy Burrowes, Bob Brown, Ric Jordan, Mike LaGarde, Dave Warner, Bill Fenwick, John Grady, Larry Abbott, manager Saul Weiss, equipment manager Carl James. Back row: Ray Cournoyea, Peter Thornton, Stefan Brueckner, Ron Anderson, Don Cahoon, Paul Giandomenico, Olivier Prechac.

1972 CHAMPIONSHIP GAME, March 18 at Boston**BOSTON U. 4, CORNELL 0**


Cornell	0	0	0	—	0
Boston U.	1	1	2	—	4

First Period: BU – Ron Anderson (Bob Brown, Ric Jordan), 10:42 (pp). **Penalties:** C – Gordon McCormick, 8:52; BU – Mike LaGarde, 18:13; C – Larry Fullan, 18:13.

Second Period: BU – Jordan (Bob Brown), 10:51 (pp). **Penalties:** C – Dave Elenbaas, 9:13; BU – Anderson, 9:44; C – Fullan, 9:44.

Third Period: BU – Anderson (Don Cahoon), 1:39; B – Jordan (Cahoon, Anderson), 13:13. **Penalties:** BU – Peter Thornton, 3:24.

Shots on goal: Cornell 14-12-13 – 39; Boston U. 8-11-13 – 32. **Saves:** Cornell (Elenbaas) 28; Boston U. (Tim Regan) 39. **Total Penalties:** Cornell 4 for 8 minutes; Boston U. 3 for 6 minutes. **Power plays:** Cornell 0 for 1; Boston U. 2 for 2. **Officials:** Bob Barry, Frank Larson. **Attendance:** 14,995.



1972 Boston University – Front row (left to right): Tim Regan, Paul Giandomenico, Don Cahoon, Dave Warner, Ric Jordan, Bob Murray, John Danby, Bob Gryp, Guy Burrowes, Bob Brown, Mike LaGarde, Peter Thornton, Dan Brady, equipment manager Carl James. Back row: Head coach Jack Kelley, assistant coach Bob Crocker, assistant coach Jack Parker, Rick Powers, Ray Cournoyea, Steve Dolloff, Ron Anderson, Bill Flynn, Al Judge, Ray Fowle, Dave Wisener, Larry Abbott, Rick Brugman, Jim Connors, Ed Walsh, manager Chris Henes, assistant coach Andy Fla.

1973 CHAMPIONSHIP GAME, March 17 at Boston

WISCONSIN 4, DENVER 2



1973 Wisconsin – Front row (left to right): Assistant coach Bill Rothwell, Stan Hinkley, Billy Reay, Doug Kelso, Doug Spitzig, Bob Freker, Dick Perkins, Jim Makey, Doug McFadyen, Dave Pay, Gary Winchester, Jim Johnston, head coach Bob Johnson. Middle row: Assistant coach Bill Howard, Dennis Olmstead, Jay Rendall, Dave Arundel, Tom Machowski, Dean Talafous, John Taft, Steve Short, Don DePrez, Ernie Blackburn, Steve Alley, Ted Daley, assistant coach Jeff Roitsch. Back row: Assistant trainer Dennis Helwig, manager Tom Colby, Bob Lundeen, Rick Wineberg, Bob Shaughnessy, John Coyne, Tom Kuklinski, Norm Cherrey, Lloyd Bentley, Tim Dool, Tim Hausman, Jack Johnson, manager Bob Zimmerman.

Wisconsin	1	2	1	—	4
Denver	1	1	0	—	2

First Period: W – Dave Pay (Jim Johnston), 3:05; D – Jim Miller (Peter McNab, John Pearson), 13:55. **Penalties:** W – Johnston (tripping), 19:32.

Second Period: D – Rich Preston (McNab), :54 (pp); W – Tim Dool (Norm Cherrey, Lloyd Bentley), 4:17 (pp); W – Dean Talafous (Bob Lundeen, Don DePrez), 8:30. **Penalties:** D – Bob Young (interference), 4:01; D – McNab (holding), 13:07; W – Pay (tripping), 17:59.

Third Period: W – Johnston (Gary Winchester, Pay), 2:34. **Penalties:** W – Pay (holding), 14:18.

Shots on goal: Wisconsin 12-9-8 – 29; Denver 14-12-8 – 34. **Saves:** Wisconsin (Jim Makey) 32; Denver (Ron Grahame) 25. **Total Penalties:** Wisconsin 3 for 6 minutes; Denver 2 for 4 minutes. **Power plays:** Wisconsin 1 for 2; Denver 1 for 3. **Officials:** Paul Duffy, Medo Martinello. **Attendance:** 8,055.

1974 CHAMPIONSHIP GAME, March 16 at Boston

MINNESOTA 4, MICHIGAN TECH 2



1974 Minnesota – Front row (left to right): Equipment manager Dick Brown, John Matschke, John Perpich, Eric Lockwood, Brad Shelstad, Bill Moen, Cal Cossalter, John Harris, manager Dennis Cossalter. Middle row: Team physician Dr. V. George Nagobads, Brad Morrow, John Sheridan, Bruce Carlson, Doug Falls, Dick Spannbauer, Mike Phippen, Rob Harris, Les Auge, Tim Carson, athletics director Paul Giel, head coach Herb Brooks. Back row: Tom Vannelli, Warren Miller, Tom Dahlheim, Joe Micheletti, Bill Schneider, Mike Polich, Pat Phippen, manager David Guvrovitsch.

Minnesota	1	1	2	—	4
Michigan Tech	0	1	1	—	2

First Period: M – John Sheridan (Warren Miller, Pat Phippen), 15:26. **Penalties:** MT – Mike Usitalo, 11:31.


Second Period: M – Joe Perpich (Brad Morrow, Mike Polich), 3:24; MT – George Lyle (Bob D’Alvise), 13:40. **Penalties:** MT – D’Alvise, 1:34; MT – Lyle, 1:34; M – Joe Micheletti, 1:34; M – Dick Spannbauer, 1:34; MT – Bruce Abbey, 5:14; MT – Bob Lorimer, 6:09; M – Mike Polich, 6:09; MT – Graham Wise, 10:11; MT – Lyle, 13:53; M – Doug Falls, 13:53; MT – Jim Nahrgang, 14:10.

Third Period: M – Rob Harris (John Matschke), 4:45; M – Phippen (Sheridan), 17:17; MT – Mike Zuke (Bill Steele, Lorne Stampler), 19:12. **Penalties:** MT – Elie Vorlicek, 6:02.

Shots on goal: Minnesota 17-8-14 – 39; Michigan Tech 11-10-3 – 24. **Saves:** Minnesota (Brad Shelstad) 22; Michigan Tech (Rick Quance) 35. **Total Penalties:** Minnesota 4 for 8 minutes; Michigan Tech 9 for 18 minutes. **Power plays:** Minnesota 0 for 5; Michigan Tech 0 for 0. **Officials:** Gordie Lee, Medo Martinello. **Attendance:** 7,132.

1975 CHAMPIONSHIP GAME, March 15 at St. Louis

MICHIGAN TECH 6, MINNESOTA 1



1975 Michigan Tech – Front row (left to right): Bruce Horsch, Jim Murray, George Lyle, Bill Steele, Bob Lorimer, Bob D’Alvise, Bruce Abbey, Jim Warden, Tom O’Connell. Middle row: Equipment supervisor Howard Marin, trainer Randy Owsley, Jeff Wilcox, Paul Jensen, Stu Younger, Steve Jensen, Mike Zuke, Jim Mayer, Pete Roberts, Doug Young, Scott Jessee, assistant coach Glen Weller, head coach John MacInnes. Back row: Kurt Helminen, Steve Bourchard, Ed Dempsey, Dana Decker, Nels Goddard, Chris Ferguson, Stu Ostlund, student manager Dale Zschoche, assistant coach Rick Yeo.

Michigan Tech	2	2	2	—	6
Minnesota	0	0	1	—	1

First Period: MT – Bill Steele (Doug Young, Bob D’Alvise), 11:36; MT – Mike Zuke (Steve Jensen), 18:56. **Penalties:** M – Bill Schneider (interference), 1:00; MT – George Lyle (high-sticking), 3:37; M – Joe Micheletti (high-sticking), 5:16; MT – Jim Mayer (roughing), 12:27; M – Warren Miller (roughing), 12:27; MT – Dana Decker (tripping), 15:27.

Second Period: MT – Lyle (S. Jensen, Stu Ostlund), 5:21; MT – Scott Jessee (Mayer, Pete Roberts), 18:40. **Penalties:** MT – Bruce Abbey (interference), :46; MT – Lyle (tripping), 8:19; M – Rob Harris (elbowing), 10:53.

Third Period: MT – D’Alvise (Jeff Wilcox, Steele), 1:26 (pp); MT – Lyle (Ostlund, Abbey), 6:56 (pp); M – Tom Youngmans (Pat Phippen, Les Auge), 9:49. **Penalties:** M – Micheletti (interference), :18; MT – Bob Lorimer (tripping), 3:40; M – Paul Holmgren (elbowing), 5:55; M – Miller (high-sticking), 7:10; M – Russ Anderson (holding), 7:21; MT – Mayer (hooking), 13:32; M – Mike Polich (hooking), 13:32; MT – Jim Murray (roughing), 13:32.

Shots on goal: Michigan Tech 9-5-11 – 25; Minnesota 7-9-7 – 23. **Saves:** Michigan Tech (Jim Warden) 22; Minnesota (Larry Thayer) 19. **Total Penalties:** Michigan Tech 8 for 16 minutes; Minnesota 9 for 18 minutes. **Power plays:** Michigan Tech 2 for 7; Minnesota 0 for 6. **Officials:** Medo Martinello, Jim Duffy. **Attendance:** 6,838.

1976 CHAMPIONSHIP GAME, March 27 at Denver**MINNESOTA 6, MICHIGAN TECH 4**

Minnesota	1	3	2	—	6
Michigan Tech	3	1	0	—	4

First Period: MT – Warren Young (Dave Joelson, Ed Dempsey), 7:55; MT – W. Young (Joelson, Dana Decker), 10:36; MT – Jim Murray (Scott Jessee), 11:31; M – Tom Vannelli (Tom Younghans, Pat Phippen), 17:05 (pp). **Penalties:** MT – W. Young (slashing), 2:08; MT – Jim Mayer (roughing), 6:47; M – Joe Micheletti (tripping), 7:40; M – Bench (too many men, served by Tim Rainey), 8:27; MT – Pete Roberts (elbowing), 11:43; MT – Stu Ostlund (tripping), 13:55; MT – Jeff Wilcox (slashing), 16:28; M – Younghans (roughing), 18:57; MT – Stu Younger (roughing), 18:57.

Second Period: M – Micheletti (Reed Larson, Vannelli), 2:55 (pp); M – Bill Baker (Vannelli, Phippen), 10:26 (pp); M – Tom Gorence (Re. Larson), 12:47; MT – Nels Goddard (Roberts, Mike Zuke), 19:24. **Penalties:** MT – Steve Letzqus (holding), 1:11; MT – Dempsey (elbowing), 9:17; M – Micheletti (slashing), 9:59; M – Bench (too many men), 15:49.

Third Period: M – Phippen (Vannelli, Re. Larson), 8:37; M – Miller (Phippen, Vannelli), 19:30.

Shots on goal: Minnesota 8-16-11 – 35; Michigan Tech 12-3-9 – 24. **Saves:** Minnesota (Jeff Tscherne 9, Tom Mohr 11) 20; Michigan Tech (Bruce Horsch) 29.

Total Penalties: Minnesota 5 for 10 minutes; Michigan Tech 8 for 16 minutes. **Power plays:** Minnesota 3 for 7; Michigan Tech 0 for 4. **Officials:** Bill Riley, Jr., Medo Martinello. **Attendance:** 5,311.



1976 Minnesota – Front row (left to right): Jeff Tscherne, Russ Anderson, Joe Micheletti, Tom Vannelli, Pat Phippen, Warren Miller, Tom Younghans, Bryan Fredricks, Brad Morrow, Tom Mohr. Middle row: Steve Janaszak, Don Madson, team physician Dr. V. George Nagobads, team dentist Dr. Norman O. Holle, assistant coach Brad Buetow, head coach Herb Brooks, athletics director Paul Giel, trainer Gary Smith, manager Tim Davidson, assistant manager Adam White, Reed Larson, Tim Rainey, Mark Lambert. Back row: Ken Yackel, Bob Fish, Tom Gorence, Rob Larson, Phil Verchota, Joe Baker, Jim Boo, Tony Dorn, Bill Baker, Dan Bonk, Mark Conway, Bruce Lind.

1977 CHAMPIONSHIP GAME, March 26 at Detroit**WISCONSIN 6, MICHIGAN 5 (OT)**

Wisconsin	3	1	1	1	—	6
Michigan	1	1	3	0	—	5

First Period: W – Steve Alley (Craig Norwich, Mike Eaves), 2:29 (pp); W – Dave Herbst (Norwich, Dave Lundeen), 9:27; W – Mark Johnson (Eaves, Alley), 15:12 (pp); M – Cliff Maurer (Kris Manery, Rob Palmer), 16:13 (pp). **Penalties:** M – Manery (hooking), 1:12; W – Herbst (hooking), 5:48; M – Dan Hoene (tripping), 15:01; W – Murray Johnson (elbowing), 15:21; W – Norwich (high-sticking), 19:27; M – John Waymann (high-sticking), 19:27.

Second Period: M – Dave Debol (Maurer, Rob Palmer), 1:33 (pp); W – Mike Meeker (Mark Johnson, Bob Suter), 2:15. **Penalties:** W – Alley (hooking), :30; Herbst (tripping), 2:54; M – Dean Turner (interference), 8:44; W – Bob Suter (elbowing), 14:44; Norwich (interference), 17:13.

Third Period: W – Mark Johnson (Les Grauer, Meeker), 1:10; M – Mark Miller (Debol, Doug Todd), 1:36; M – Debol (Bill Thayer), 2:14; M – Waymann (Maurer), 14:22. **Penalties:** W – Norwich (high-sticking), 1:55; M – Hoene (high-sticking), 1:55; M – John McCahill (elbowing), 5:03; W – John Taft (tripping), 8:41.

Overtime: W – Alley (Eaves, Tom Ulseth), :23.


Shots on goal: Wisconsin 11-10-8-1 – 30; Michigan 11-13-15-0 – 39. **Saves:** Wisconsin (Julian Baretta) 34; Michigan (Rick Palmer) 24. **Total Penalties:** Wisconsin 9 for 18 minutes; Michigan 6 for 12 minutes. **Power plays:** Wisconsin 2 for 4; Michigan 2 for 7. **Officials:** Medo Martinello, Deno Paniccia. **Attendance:** 14,437.



1977 Wisconsin – Front row (left to right): Assistant coach Grant Standbrook, Dave Lundeen, Dave Herbst, Brad Johnson, Craig Norwich, Julian Baretta, Dave McNab, Mike Dibble, Murray Johnson, George Gwozdecky, Tom Ulseth, Mark Capouch, head coach Bob Johnson. Middle row: Manager Jim Reed, assistant coach Bill Howard, Steve Ganske, Mike Meeker, John Suter, Tom Lundeen, John Taft, Clark Kavolinas, Brad Mullens, John Gregory, Ian Perrin, Lee Skille, Steve Alley, assistant coach Dick Perkins, trainer Dennis Helwig. Back row: Manager Herb Falconer, assistant coach Gary Weitz, Ron Griffin, Brian Devlin, Tim Phippen, Jim Scheid, Mark Johnson, Les Grauer, Mike Eaves, Bob Suter, Rod Romanchuk, Norm McIntosh, Dr. Bill Clancy, assistant trainer Bryant Kirk.

1978 CHAMPIONSHIP GAME, March 25 at Providence, R.I.

BOSTON U. 5, BOSTON COLLEGE 3



1978 Boston University – Front row (left to right): Bob Weis, Matt Marden, Marc Hetnik, Jack O'Callahan, Brian Durocher, Dick Lamby, John Corriveau, Bob Boileau, Jim Craig. Middle row: Assistant coach Andy Fila, assistant coach Bob Murray, assistant coach Don Cahoon, John Bethel, Tim Kimball, Bill LeBlond, Mickey Mullen, Brian O'Connor, Vince Mullins, Scott Nieland, John Melanson, Dave Silk, student manager Tony Ruvolo, head coach Jack Parker, equipment manager Carl James. Back row: Tony Meagher, Bill Cotter, Todd Johnson, Paul Miller, John Fox, Bill O'Neil, Daryl MacLeod, Mark Fidler.

Boston College	2	0	1	—	3
Boston U.	3	1	1	—	5

First Period: BU – Mark Fidler (Dick Lamby, Jack O'Callahan), :38 (pp); BC – Joe Mullen (Joe Augustine), 11:00; BC – Bobby Hehir (unassisted), 13:26; BU – Dave Silk (O'Callahan), 14:44 (pp); BU – Tony Meagher (Lamby), 17:24 (sh). **Penalties:** BC – Augustine (holding), :09; BU – Lamby (hooking), 2:39; BU – O'Callahan (high-sticking), 5:51; BU – Bill LeBlond (high-sticking), 9:23; BC – Mike Ewanowski (tripping), 14:26; BU – Bill O'Neill (slashing), 15:47; BU – O'Neill (high-sticking), 18:07; BC – Charlie Antetomaso (tripping), 18:43.


Second Period: BU – Meagher (Bob Boileau, Marc Hetnik), 7:05. **Penalties:** BC – George Amidon (tripping), 4:28; BC – Antetomaso (tripping), 8:06; BU – Lamby (hooking), 8:29; BU – LeBlond (holding), 12:56; BC – Augustine (interference), 13:53; BU – Fidler (slashing), 16:47; BC – Paul Hammer (cross-checking), 17:33; BC – Antetomaso (tripping), 18:20.

Third Period: BU – Fidler (Silk, Lamby), 1:01; BC – Steve Barger (Mark Switaj, Bill Kennedy), 3:30. **Penalties:** BU – John Bethel (high-sticking), 8:53; BU – John Bethel (roughing), 8:53; BC – Joe Casey (high-sticking), 8:53; BC – Joe Casey (roughing), 8:53; BU – Lamby (holding), 10:03; BC – Paul Barrett (high-sticking), 15:18.

Shots on goal: Boston College 8-9-14 – 31; Boston U. 13-14-9 – 36. **Saves:** Boston College (Paul Skidmore) 31; Boston U. (Jim Craig) 28. **Total Penalties:** Boston College 10 for 20 minutes; Boston U. 12 for 24 minutes. **Power plays:** Boston College 0 for 10; Boston U. 2 for 8. **Officials:** Joe Faucette, Medo Martinello. **Attendance:** 11,038.

1979 CHAMPIONSHIP GAME, March 24 at Detroit

MINNESOTA 4, NORTH DAKOTA 3



1979 Minnesota – Front row (left to right): Steve Janaszak, Rob McClanahan, Joe Baker, Phil Verchota, head coach Herb Brooks, Bill Baker, athletics director Paul Giel, Steve Christoff, Eric Strobel, Don Micheletti, Jim Jetland. Middle row: Dave Terwilliger, Mike Greeder, Jeff Teal, student trainer Jim Mulcahy, hockey trainer Mike Bell, assistant coach Brad Buetow, assistant coach John Perpich, assistant coach Mike Foley, senior manager Steve Tollund, student manager Fred Field, Mike Ramsey, Brad Doshan, Tim Harrer. Back row: Steve Ulseth, Kevin Hartzell, Brian Zins, Jay Larson, Bob Bergloff, Steve Pepper, Peter Hayek, John Meredith, Wayne Larson, Bart Larson. Not pictured: Equipment manager Buddy Kessel, team physician Dr. V. George Nagobads, team dentist Dr. Norman O. Holle.

Minnesota	3	0	1	—	4
North Dakota	1	1	1	—	3

First Period: M – Steve Christoff (Phil Verchota), 4:11; M – John Meredith (Eric Strobel, Steve Ulseth), 8:05; ND – Bill Himmelright (Mark Taylor, Kevin Maxwell), 17:10 (pp); M – Bill Baker (Don Micheletti, Neal Broten), 19:22. **Penalties:** M – Rob McClanahan (high-sticking), 1:53; M – Mike Ramsey (high-sticking), 5:18; M – Micheletti (hooking), 9:50; ND – Taylor (elbowing), 10:50; M – McClanahan (high-sticking), 15:23; ND – Dave Christian (high-sticking), 15:23; M – Tim Harrer (hooking), 16:04; ND – Marc Chorney (hooking), 17:20.

Second Period: ND – Maxwell (Cary Eades, Taylor), 18:02. **Penalties:** ND – Charles Burggraf (hooking), :25; ND – Eades (slashing), 3:33; ND – Smail (charging), 8:50.

Third Period: M – Broten (Christoff, Bart Larson), 2:48; ND – Chorney (Burggraf, Taylor), 9:56. **Penalties:** ND – Howard Walker (interference), 7:40.

Shots on goal: Minnesota 16-8-11 – 35; North Dakota 9-11-8 – 28. **Saves:** Minnesota (Steve Janaszak) 25; North Dakota (Bill Stankoven 13, Bob Iwabuchi 18) 31. **Total Penalties:** Minnesota 5 for 10 minutes; North Dakota 7 for 14 minutes. **Power plays:** Minnesota 0 for 6; North Dakota 1 for 4. **Officials:** Medo Martinello, John Ricci. **Attendance:** 7,011.

1980 CHAMPIONSHIP GAME, March 29 at Providence, R.I.**NORTH DAKOTA 5, NORTHERN MICH. 2**

Northern Mich.	0	0	2	—	2
North Dakota	2	1	2	—	5

First Period: ND – Doug Smail (Phil Sykes, Mark Taylor), 9:43 (pp); ND – Smail (Sykes, Travis Dunn), 12:48. **Penalties:** ND – Smail (holding), :58; ND – Brad Cox (hooking), 5:47; NM – Mike Mielke (roughing), 8:56; NM – Greg Tignanelli (roughing), 11:59; ND – Dean Dachyshyn (roughing), 11:59; ND – Paul Chadwick (slashing), 16:49; NM – Bill Joyce (slashing), 16:49; NM – Joyce (high-sticking), 19:16.

Second Period: ND – Smail (Sykes), 3:12. **Penalties:** NM – Keith Hanson (high-sticking), 2:45; ND – Frank Burggraf (slashing), 2:45; ND – Cox (hooking), 4:17; NM – Jeff Tascoff (elbowing), 4:17; ND – Rick Myers (roughing), 10:39; NM – Terry Houck (elbowing), 13:15; NM – Mielke (roughing), 15:14; ND – Burggraf (elbowing), 15:14; ND – Chadwick (elbowing), 18:11.

Third Period: ND – Sykes (unassisted), 8:02; NM – Joyce (Don Waddell, Tom Laidlaw), 14:29; NM – Houck (Hanson, Jeff Pyle), 15:26; ND – Smail (Sykes, Burggraf), 18:21. **Penalties:** ND – Marc Chorney (high-sticking), 12:26.

Shots on goal: Northern Mich. 5-5-12 – 22; North Dakota 13-20-12 – 45. **Saves:** Northern Mich. (Steve Weeks) 40; North Dakota (Darren Jensen) 20. **Total Penalties:** Northern Mich. 8 for 16 minutes; North Dakota 10 for 20 minutes.

Power plays: Northern Mich. 0 for 5; North Dakota 1 for 3. **Officials:** Steve Dowling (referee), John Ricci (referee), Duane Markus (linesman). **Attendance:** 5,811.



1980 North Dakota – Front row (left to right): Darren Jensen, Rick Zapamiuk, Rick Myers, Dean Dachyshyn, Marc Chorney, Mark Taylor, Mel Donnelly, head coach Gino Gasparini, Bob Iwabuchi, Erwin Martens, Phil Sykes, Mike Neitzke, Doug Smail, Brad Cox, Pierre Lamoureux. Back row: Equipment manager Dave Kamrowski, athletic trainer A.G. Edwards, assistant coach Rick Wilson, Glen White, Troy Magnuson, Paul Chadwick, Mickey Volcan, Craig Ludwig, Gary Ganglehoff, Travis Dunn, Glen Fester, Cary Eades, Howard Walker, Conway Marvin, Frank Burggraf, Dusty Carroll, trainer Todd Jorganson, Paul Jorganson, assistant coach Jim Nelson.

1981 CHAMPIONSHIP GAME, March 28 at Duluth, Minn.**WISCONSIN 6, MINNESOTA 3**

Wisconsin	3	2	1	—	6
Minnesota	0	1	2	—	3

First Period: W – Dan Gorowsky (John Newberry, Ron Vincent), 9:24; W – Newberry (Vincent, Theran Welsh), 14:49 (pp); W – Ed Lebler (Pat Ethier), 19:49. **Penalties:** W – Newberry (roughing), :28; M – Dave Jensen (roughing), :28; W – Bruce Driver (hooking), 4:14; W – Ethier (interference), 9:35; W – Brian Mullen (charging), 10:11; M – Neal Broten (cross-checking), 10:11; W – Jay McFarlane (charging), 11:58; M – Paul Butters (interference), 14:15.

Second Period: W – Ted Pearson (Lebler, Newberry), 9:23; M – Bryan Erickson (Steve Ulseth, Mike Knoke), 12:37; W – Newberry (Scott Lecy, Vincent), 14:27 (pp). **Penalties:** W – Welsh (holding), 5:48; W – Pete Johnson (hooking), 10:31; M – Scott Bjugstad (high-sticking), 12:51; M – Mike Meadows (roughing), 15:28; M – Bob Bergloff (roughing), 16:00; W – Ethier (elbowing), 18:15.

Third Period: M – Knoke (Jensen, Aaron Broten), :10 (pp); M – Erickson (Kevin Hartzell, A. Broten), 16:09 (pp); W – Lebler (Driver), 18:40 (en). **Penalties:** W – Pearson (hooking), 5:21; W – Todd Lecy (interference), 15:06.

Shots on goal: Wisconsin 11-14-17 – 42; Minnesota 8-10-15 – 33. **Saves:** Wisconsin (Marc Behrend) 30; Minnesota (Paul Butters 33, Jim Jetland 3) 36. **Total Penalties:** Wisconsin 10 for 20 minutes; Minnesota 6 for 12 minutes. **Power plays:** Wisconsin 2 for 4; Minnesota 2 for 7. **Officials:** Charlie Holden (referee), John Ricci (referee), Dick Haigh (linesman). **Attendance:** 5,420.



1981 Wisconsin – Front row (left to right): Assistant coach Grant Standbrook, Ed Lebler, Dan Gorowsky, Scott Lecy, Marc Behrend, Terry Kleisinger, Jay McFarlane, Kip Pendleton, Jamey Gremore, Theran Welsh, Jon Morgan, Randy Keller, head coach Bob Johnson. Middle row: Administrative assistant Tom Osenton, Ron Vincent, Scott Sabo, Pat Ethier, John Johanson, Steve McKenzie, Lexi Doner, John Newberry, Tim Sager, Jeff Andinga, Ted Pearson, manager Rob Malnory, assistant coach Bill Howard. Back row: Assistant manager Mark Melby, Gramps O'Sheridan, Todd Lecy, Tom Carroll, Brad Benson, Ken Keryluk, Brian Mullen, Peter Johnson, Todd Delveaux, Ed Repins, John Dougherty, Bruce Driver, assistant trainer Jim Pluemer, trainer Dennis Helwig.

1982 CHAMPIONSHIP GAME, March 27 at Providence, R.I.**NORTH DAKOTA 5, WISCONSIN 2**

1982 North Dakota – Kneeling (left to right): Jon Casey, Glen White, Troy Magnuson, Rick Zombo, Gord Sherven, Steve Palmiscno. Standing: Pierre Lamoureux, Phil Sykes, assistant coach Dean Blais, Eddie Christian, Dean Barsness, Troy Murray, Mike Stone, Craig Ludwig, Frank Burggraf, Glen Fester, Dan Brennan, Bill Whitsitt, Dusty Carroll, Cary Eades, Jim Archibald, James Patrick, Dave Donnelly, Dave Tippett, head coach Gino Gasparini, trainer A.G. Edwards. Not pictured: Darren Jensen, assistant coach Don Boyd, Kelly Smith, Arley Olson, equipment manager Dave Kamrowski, trainer Tamie Englehart.

North Dakota	1	1	3	—	5
Wisconsin	1	1	0	—	2

First Period: ND – Glen White (Phil Sykes, Glen Fester), 1:26; W – Ron Vincent (Tim Thomas), 3:56. **Penalties:** W – Vincent (high-sticking), 4:27; ND – Jim Archibald (roughing), 7:58; ND – Troy Murray (high-sticking), 9:02.

Second Period: ND – Sykes (Gord Sherven), 1:09; W – John Newberry (Ted Pearson, Pat Flatley), 5:30. **Penalties:** W – Chris Chelios (high-sticking), 6:04; ND – James Patrick (tripping), 8:33; W – Pat Ethier (slashing), 16:16; W – Terry Kleisinger (slashing, served by John Johannson), 17:05; W – Sykes (slashing, served by Steve Palmiscno), 17:05.

Third Period: ND – Sykes (Craig Ludwig, White), 6:27; ND – Cary Eades (Murray, Dean Dachyshyn), 10:07; ND – Sykes (White, Rick Zombo), 15:08. **Penalties:** W – Chelios (hooking), 6:40.

Shots on goal: North Dakota 12-10-16 – 38; Wisconsin 11-5-9 – 25. **Saves:** North Dakota (Darren Jensen) 23; Wisconsin (Kleisinger) 33. **Total Penalties:** North Dakota 4 for 8 minutes; Wisconsin 5 for 10 minutes. **Power plays:** North Dakota 0 for 4; Wisconsin 0 for 3. **Officials:** Wayne Houmiel (referee), Dennis Parrish (referee), Terry Kirby (linesman). **Attendance:** 9,272.

1983 CHAMPIONSHIP GAME, March 26 at Grand Forks, N.D.**WISCONSIN 6, HARVARD 2**

1983 Wisconsin – Front row (left to right): Assistant coach Bill Howard, administrative assistant Doug Spencer, Todd Lecy, Pat Ethier, Bruce Driver, Terry Kleisinger, Marc Behrend, Gary Baxter, John Johannson, Ted Pearson, Jeff Andringa, head coach Jeff Sauer. Middle row: Assistant trainer Barb Pearson, head athletic trainer Denny Helwig, Harold Olson, Chris Chelios, Tom Carroll, Marty Wiitala, Ernie Vargas, Dave Maley, Rick Heppner, Pat Flatley, Jim Johannson, Scott Sabo, Jan-Ake Danielson, assistant manager Dan Urban, manager Rob Mainory. Top row: Mark Edwards, Jacques de Saint Phalle, Steve Tschipper, Tim Sager, Paul Houck, Eric Faust, Matt Walsh, Paul Houston, Jeff Nate, Todd Delveaux, Tom Ryan. Not pictured: Assistant coach Grant Standbrook.

Wisconsin	1	1	4	—	6
Harvard	0	0	2	—	2

First Period: W – Pat Flatley (Paul Houck, Bruce Driver), 7:03 (pp). **Penalties:** H – Dave Connors (tripping), 6:29; W – Houck (holding), 11:01; W – Marty Wiitala (holding), 17:38; H – Shayne Kukulowicz (high-sticking), 18:19.

Second Period: W – Flatley (Paul Houston, Dave Maley), 16:09. **Penalties:** H – Mark Fusco (roughing), 10:12; W – Jim Johannson (roughing), 10:12; H – Scott Fusco (hooking), 10:53; W – Jan-Ake Danielson (high-sticking), 16:50; H – Phil Falcone (hooking), 20:00.

Third Period: W – Houston (Maley, Flatley), 3:00; H – S. Fusco (Neil Sheehy, Kukulowicz), 8:54; W – Driver (Scott Sabo, Wiitala), 11:35; H – Kukulowicz (Sheehy), 12:22; W – Houston (Driver, Maley), 18:39 (pp); W – John Johannson (Marc Behrend), 19:21 (sh). **Penalties:** H – Grant Blair (slashing, served by Jay North), 3:42; H – Kukulowicz (slashing), 18:12; W – Tim Seger (slashing), 19:01.

Shots on goal: Wisconsin 14-10-13 – 37; Harvard 9-10-7 – 26. **Saves:** Wisconsin (Behrend) 24; Harvard (Blair) 31. **Total Penalties:** Wisconsin 5 for 10 minutes; Harvard 7 for 14 minutes. **Power plays:** Wisconsin 2 for 6; Harvard 0 for 4. **Officials:** Joe Faucette (referee), Dennis Parrish (referee), John Ricci (linesman). **Attendance:** 6,370 (estimate).

1984 CHAMPIONSHIP GAME, March 24 at Lake Placid, N.Y.

Bowling Green	1	0	3	0	0	0	1	—	5
Minn.-Duluth	1	1	2	0	0	0	0	—	4

First Period: BG – Garry Galley (Dave O'Brian), 5:58; MD – Mark Baron (Bob Lakso), 6:18. **Penalties:** BG – Dan Kane (hooking), 1:03; BG – Iain Duncan (tripping), 12:19; MD – Tom Kurvers (hooking), 12:51.

Second Period: MD – Bill Watson (Kurvers, Matt Christensen), 13:35 (pp). **Penalties:** BG – Wayne Wilson (tripping), 9:46; BG – Todd Fichel (tripping), 13:30; MD – Norm Maciver (slashing), 16:45.

Third Period: MD – Lakso (Christensen, Watson), :47; BG – Jamie Wansbrough (Galley, Dave Ellett), 4:41 (pp); MD – Tom Herzig (Brian Johnson, Jim Johnson), 11:51; BG—Peter Wilson (Mike Pikul, Dan Kane), 12:42; BG – John Samanski (V. Wilson, George Roll), 18:13. **Penalties:** MD – Baron (hooking), 3:30; MD – Kurvers (tripping), 15:00.

First Overtime: **Penalties:** BG – Pikul (tripping), 3:54; MD – Watson (hooking), 4:02.

Second Overtime: **Penalties:** MD – Bench (too many men), 2:09.

Third Overtime: **Penalties:** BG – Kane (cross-checking), 8:49.

Fourth Overtime: Gino Cavallini (Kane), 7:11. **Penalties:** MD – Bill Grillo (hooking), 1:15.

Shots on goal: Bowling Green 13-10-16-10-4-3-4 – 60; Minn.-Duluth 8-7-6-2-5-6-2 – 36. **Saves:** Bowling Green (Gary Kruzich) 32; Minn.-Duluth (Rick Kostl) 55.

Total Penalties: Bowling Green 6 for 12 minutes; Minn.-Duluth 7 for 14 minutes.

Power plays: Bowling Green 1 for 7; Minn.-Duluth 1 for 6. **Officials:** Pierre Belanger (referee), Medo Martinello (assistant referee), Tom McCabe (linesman).

Attendance: 7,813.

BOWLING GREEN 5, MINN.-DULUTH 4 (4 OT)



1984 Bowling Green – Front row (left to right): Nick Bandescu, Perry Braun, Dave O'Brian, Mike Pikul, Wayne Wilson, Tim Hack, Peter Wilson, Garry Galley. Second row: Gary Kruzich, Scott Hoyt, Jamie Wansbrough, Eddie Powers, Gino Cavallini, Scott Bylsma, Iain Duncan, Dan Kane. Third row: George Roll, Rob Urban, Mike Natyshak, Todd Fichel, Dave Randerson, Dave Ellett, John Fish, Wayne Collins, Gary Brush. Back row: Equipment manager Don Woods, head trainer Bill Jones, team physician Dr. Tom Wojciechowski, student trainer Mark Stoessner, student equipment manager Ken Lepper, assistant coach Terry Flanagan, head coach Jerry York, graduate assistant coach Peter Johnson, assistant coach Buddy Powers. Not pictured: John Samanski.

1985 CHAMPIONSHIP GAME, March 30 at Detroit

Providence	0	0	1	—	1
Rensselaer	1	1	0	—	2


First Period: R – Neil Hernberg (Bob DiPronio, Ken Hammond), 4:29 (pp). **Penalties:** P – Mike Brill (cross-checking), 2:44; R – Maurice Mansi (tripping), 7:23; P – Gord Cruickshank (tripping), 9:07; P – Peter Taglianetti (unnecessary roughness), 11:10; R – Kraig Nienhuis (unnecessary roughness), 11:10; P – Cruickshank (holding), 16:12; P – Taglianetti (high-sticking), 18:30.

Second Period: R – George Servinis (unassisted), 3:49 (sh). **Penalties:** R – Mark Jooris (hooking), :38; R – Mike Sadeghpour (cross-checking), 2:06; P – Nowel Catterall (slashing), 11:05; R – Ken Hammond (holding), 15:54.

Third Period: P – Paul Cavallini (Tim Army, Steve Rooney), 10:00 (pp). **Penalties:** P – Rene Bouderault (slashing), 2:12; P – Catterall (delay of game), 7:39; R – John Carter (hooking), 8:33.

Shots on goal: Providence 8-4-10 – 22; Rensselaer 14-17-11 – 42. **Saves:** Providence (Chris Terreri) 40; Rensselaer (Daren Puppa) 21. **Total Penalties:** Providence 8 for 16 minutes; Rensselaer 6 for 12 minutes. **Power plays:** Providence 1 for 5; Rensselaer 1 for 7. **Officials:** Frank Cole (referee), Brian Hart (referee), Matt Shegos (linesman). **Attendance:** 16,282.

RENSSELAER 2, PROVIDENCE 1



1985 Rensselaer – Front row (left to right): Daren Puppa, Mike Marcolin, Chris King, Tim Friday, Ken Hammond, head coach Mike Addesa, Mike Sadeghpour, Mike Dark, Jeff Prendergast, Pierre Langevin, Brian Jopling. Middle row: Manager Jesse Singh, trainer Tom Sheehan, Mike Poisson, Mike Robinson, Jeff Whiteside, Kraig Neinhuis, assistant coach Kevin Sullivan, assistant coach Jim Stewart, assistant coach Ken Kuzyk, assistant Bob Saunders, Tom Hussey, Adam Oates, George Servinis, John Tiano, Bob Cronin, equipment manager Jeff Galbraith, manager Mark Stanton. Back row: Terry Butryn, Marc Foland, Rick Tosto, Mike Kappel, Bob DiPronio, Trini Iturralde, David Sette-Ducati, John Carter, Mark Jooris, Maurice Mansi, Dana Nazarian, Neil Hernberg.

1986 CHAMPIONSHIP GAME, March 29 at Providence, R.I.

Harvard	2	2	1	—	5
Michigan St.	1	2	3	—	6

First Period: H – Steve Armstrong (Peter Follows, Rob Ohno), 2:15; H – Allen Bourbeau (Lane MacDonald, Tim Smith), 8:10 (pp); MS – Mitch Messier (Bill Shibicky), 17:55. **Penalties:** H – MacDonald (tripping), 4:14; MS – Kevin Miller (hooking), 7:48; H – Jerry Pawloski (high-sticking), 8:49; MS – Shibicky (high-sticking), 8:49.

Second Period: H – Bourbeau (Tim Barakett, Pawloski), :53; MS – Jeff Parker (Miller, Tom Tilley), 6:48 (sh); H – Bourbeau (Ed Krayner, Mark Benning), 16:09 (pp); MS – Mike Donnelly (Miller, Messier), 18:30 (pp). **Penalties:** MS – Sean Clement (interference), 1:36; MS – Shibicky (elbowing), 4:58; H – Follows (high-sticking), 8:16; MS – Miller (high-sticking), 8:16; MS – Brad Hamilton (slashing), 15:38; H – Ohno (tripping), 17:27.


Third Period: MS – Hamilton (Messier, Shibicky), 1:06; MS – Brian McReynolds (Bruce Rendall, Parker), 2:15; H – Andy Janfaza (Nick Carone, Peter Chiarelli), 6:46; MS – Donnelly (Joe Murphy), 17:09. **Penalties:** H – MacDonald (high-sticking), 7:20; MS – Miller (high-sticking), 7:20; H – Josh Caplan (high-sticking), 9:45; MS – Rendall (high-sticking), 9:45; H – Armstrong (roughing), 9:45; MS – McReynolds (roughing), 9:45; MS – Dave Arkeilpane (too many men), 19:42.

Shots on goal: Harvard 6-10-4 – 20; Michigan St. 12-10-11 – 33. **Saves:** Harvard (Grant Blair) 27; Michigan St. (Bob Essensa) 15. **Total Penalties:** Harvard 7 for 14 minutes; Michigan St. 10 for 20 minutes. **Power plays:** Harvard 2 for 5; Michigan St. 1 for 2. **Officials:** Frank Cole (referee), Jim Fitzgerald (linesman), Scott Leviitt (linesman). **Attendance:** 8,341.

MICHIGAN ST. 6, HARVARD 5



1986 Michigan State – Front row (left to right): Norm Foster, assistant coach George Gwozdecky, Bill Shibicky, Mitch Messier, Rick Fernandez, Dee Rizzo, head coach Ron Mason, Mike Donnelly, Brad Beck, Don McSween, Jeff Parker, assistant coach Terry Christensen, Bob Essensa. Middle row: Team physician Dr. John Downs, Tom Tilley, Darton Cole, Rick Tosto, Chris Luongo, Sean Clement, Dave Chiappelli, Bobby Reynolds, Kevin Miller, Dave Arkeilpane, student manager Troy Tuggle. Back row: Equipment manager Tom Magee, trainer Dave Carrier, Geir Hoff, Jim Lycett, Mike Dyer, Bruce Rendall, Brian McReynolds, Joe Murphy, Brad Hamilton, student manager Steve Brown.

1987 CHAMPIONSHIP GAME, March 28 at Detroit**NORTH DAKOTA 5, MICHIGAN ST. 3**

1987 North Dakota – Front row (left to right): Ed Belfour, Scott Brower, Mickey Krampotich, assistant coach Dean Blais, Perry Nakonechry, Tarek Howard, assistant coach Cary Eades, head coach Gino Gasparini, Bill Claviter, Jeff Bowen, assistant coach John Marks, Mal Parks, Greg Strome, Steve Peters. Back row: Trainer Boyd Murray, Scott Koberinski, Darryn Fossand, Ian Kidd, Mike LaMoine, Peter Pappin, Rick Forst, Scott Brickley, Grant Paronica, Gary Kaiser, Murray Baron, Bob Joyce, Steve Johnson, Scott Dub, Tony Hrkac, Lee Davidson, Tom Benson, Brent Bobyck, Russ Parent, equipment manager Dave Kamrowski.


North Dakota	3	1	1	—	5
Michigan St.	0	2	1	—	3

First Period: ND – Ian Kidd (Bob Joyce), 15:07 (pp); ND – Murray Baron (Jeff Bowen, Kidd), 16:44; ND – Joyce (Kidd, Tony Hrkac), 17:02. **Penalties:** MS – Tom Tilley (hooking), 1:05; ND – Grant Paronica (holding), 7:09; MS – Brad Hamilton (tripping), 12:45; MS – Danton Cole (tripping), 13:54; ND – Tom Benson (high-sticking), 18:06.

Second Period: MS – Tilley (Brian McReynolds, Mitch Messier), 8:30; ND – Malcolm Parks (Scott Koberinski), 15:05; MS – Kevin Miller (unassisted), 16:56. **Penalties:** ND – Scott Dub (slashing), 3:16; MS – Hamilton (tripping), 3:57; MS – Sean Clement (hooking), 9:53; ND – Baron (cross-checking), 12:55.

Third Period: ND – Brent Bobyck (Russ Parent), 7:54; MS – Kip Miller (Ke. Miller), 18:34. **Penalties:** MS – Don Gibson (late hit), 12:07; ND – Lee Davidson (roughing), 12:07.

Shots on goal: North Dakota 8-9-6 – 23; Michigan St. 2-8-8 – 18. **Saves:** North Dakota (Ed Belfour) 15; Michigan St. (Bob Essensa) 18. **Total Penalties:** North Dakota 5 for 10 minutes; Michigan St. 6 for 12 minutes. **Power plays:** North Dakota 1 for 5; Michigan St. 0 for 4. **Officials:** Pierre Belanger (referee), Rod Christensen (linesman), Steve Piotrowski (linesman). **Attendance:** 16,632.

1988 CHAMPIONSHIP GAME, April 2 at Lake Placid, N.Y.**LAKE SUPERIOR ST. 4, ST. LAWRENCE 3 (OT)**

1988 Lake Superior State – Front row (left to right): Mike Greenlay, Anthony Palumbo, Ken Martel, Mark Vermette, Terry Hossack, head coach Frank Anzalone, Craig Hewson, Rene Chapdelaine, Mike de Carle, Pete Stauber, Bruce Hoffort. Middle row: Assistant coach Jim Roque, equipment manager, Gil Somes, Jim Dowd, Jeff Jablonski, Brett Barnett, Dean Dyer, David DiVita, Tim Harris, Dan Keczmer, Tim Breslin, Brandon Reed, assistant coach Jeff Jackson. Back row: Athletic trainer Brian Toy, Doug Laprade, Kord Cernich, David Flanagan, Dominic Niro, Ed Fuss, Brian Corso, Drew Famulak, Karl Johnston, Jeff Napierala, student trainer Richard Zeppa, manager Tim Paris.

Lake Superior St.	2	1	0	1	—	4
St. Lawrence	0	3	0	0	—	3

First Period: LSS – Tim Harris (Doug Laprade, Dan Keczmer), 5:26; LSS – Kord Cernich (Anthony Palumbo, Mike de Carle), 16:48 (pp). **Penalties:** LSS – Karl Johnston (cross-checking), 6:40; LSS – Cernich (slashing), 8:15; LSS – Harris (roughing), 11:05; SL – Jamie Baker (holding), 15:41; SL – Lammens (high-sticking), 16:03; LSS – Pete Stauber (high-sticking), 16:03; LSS – Laprade (hooking), 17:26.

Second Period: SL – Doug Murray (Brian McColgan, Pete Lappin), 1:57; SL – Russ Mann (unassisted), 7:49; LSS – Cernich (de Carle, Mark Vermette), 12:19 (pp); SL – McColgan (P. Lappin, Baker), 17:24 (pp). **Penalties:** LSS – Johnston (holding), 2:30; LSS – Terry Hossack (holding), 4:36; SL – Baker (slashing), 11:25; LSS – Craig Hewson (slashing), 11:25; SL – Pete McGeough (holding), 11:37; SL – McColgan (slashing), 13:09; LSS – Jeff Jablonski (elbowing), 15:37; LSS – Harris (holding), 19:07; SL – Martyn Ball (holding), 19:07.

Third Period: **Penalties:** LSS – Tim Breslin (holding), :38; SL – Joe Day (hooking), 7:14; SL – Mann (holding), 15:38; LSS – Vermette (roughing), 15:38.

Overtime: LSS – Vermette (Hossack, Jim Dowd), 4:46.

Shots on goal: Lake Superior St. 8-11-14-2 – 35; St. Lawrence 20-19-6-7 – 52. **Saves:** Lake Superior St. (Bruce Hoffort) 49; St. Lawrence (Paul Cohen) 31. **Total Penalties:** Lake Superior St. 12 for 24 minutes; St. Lawrence 9 for 18 minutes. **Power plays:** Lake Superior St. 2 for 5; St. Lawrence 1 for 8. **Officials:** Frank Cole (referee), John Melanson (linesman), Brian Murphy (linesman). **Attendance:** 7,906.

1989 CHAMPIONSHIP GAME, April 1 at St. Paul, Minn.**HARVARD 4, MINNESOTA 3 (OT)**

Minnesota	1	1	1	0	—	3
Harvard	0	2	1	1	—	4

First Period: M – Jon Anderson (Ben Hankinson, Larry Olimb), 6:24. **Penalties:** H – Ed Krayner (cross-checking), 13:21; H – Nick Carone (high-sticking), 15:33; H – Kevan Melrose (holding), 17:39.

Second Period: H – Ted Donato (Allen Bourbeau, Lane MacDonald), 6:30 (pp); H – MacDonald (C.J. Young), 10:29; M – Jason Miller (Lance Pitlick, Tom Chorske), 13:01 (pp). **Penalties:** M – Pitlick (elbowing), :56; M – Todd Richards (holding), 5:57; M – Chorske (hooking), 7:22; H – Kevin Sneddon (hooking), 11:08; M – Chorske (interference), 17:09; H – Josh Caplan (elbowing), 18:44.

Third Period: H – Donato (Sneddon, Mike Vukonich), 12:53; M – Peter Hankinson (Tom Pederson, Randy Skarda), 16:34 (pp). **Penalties:** M – Pederson (roughing), :46; H – Carone (holding), 7:29; H – Bourbeau (high-sticking), 9:59; H – John Weisbrod (cross-checking), 14:46.

Overtime: H – Krayner (Brian McCormick), 4:16.

Shots on goal: Minnesota 11-9-14-2 – 36; Harvard 10-10-6-2 – 28. **Saves:** Minnesota (Robb Stauber) 24; Harvard (Chuckie Hughes) 33. **Total Penalties:** Minnesota 5 for 10 minutes; Harvard 8 for 16 minutes. **Power plays:** Minnesota 2 for 8; Harvard 1 for 5. **Officials:** Steve Piotrowski (referee), Mike O'Donnell (linesman), Mark Shegos (linesman). **Attendance:** 15,406.



1989 Harvard – Front row (left to right): Michael Francis, Paul Howley, Nick Carone, Scott Farden, Craig Taucher, Lane MacDonald, Allen Bourbeau, Josh Caplan, Ed Presz, Ed Krayner, Kevan Melrose, Chuckie Hughes. Middle row: Associate coach Rom Tomassoni, manager Jason Wenglin, assistant manager Julie Rim, Alain Roy, John Murphy, Tod Hartje, Scott McCormack, Mike Vukonich, Rich DeFreitas, John Weisbrod, Brian McCormack, Greg Hess, Brian Popiel, equipment manager Chet Stone, assistant coach Kevin Hampe, head coach Bill Cleary. Back row: Ted Donato, Kevin Sneddon, Jimmy Coady, Timmy Burke, C.J. Young, Peter Ciavaglia.

1990 CHAMPIONSHIP GAME, April 1 at Detroit**WISCONSIN 7, COLGATE 3**

Colgate	1	1	1	—	3
Wisconsin	4	2	1	—	7

First Period: W – John Byce (Sean Hill, Rob Andringa), 1:30 (pp); W – Byce (Rob Mendel), 3:23 (sh); C – Joel Gardner (Marc Dupere, Steve Spott), 4:58 (pp); W – Chris Tancill (Andringa, Hill), 7:33 (pp); W – Andringa (Hill, Doug Macdonald), 14:53 (pp). **Penalties:** C – Steve Poapst (high-sticking), :37; W – Rodger Sykes (interference), 3:13; C – Andrew Dickson (holding), 6:23; C – Gregg Wolf (roughing), 9:33; W – Gary Shuchuk (roughing), 9:33; C – Craig Woodcroft (hooking), 11:18; C – Bob Haddock (roughing), 13:43; C – Poapst (closing hand on puck), 14:23; C – Troy Mohns (checking from behind), 16:03; C – Jeff Weber (roughing), 16:03; W – Steve Rohlik (high-sticking), 16:03; W – Tom Sagissor (roughing), 16:03; W – Dennis Snedden (interference), 19:30.

Second Period: W – Snedden (Brett Kurtz, Mark Osiecki), 5:03; C – Poapst (Gardner), 9:42 (pp); W – Shuchuk (Barry Richter, Rohlik), 13:09 (pp). **Penalties:** C – Woodcroft (slashing), 2:43; W – Kurtz (roughing), 2:43; W – Mendel (roughing), 4:52; C – Shawn Lillie (roughing), 4:52; W – Chris Nelson (interference), 8:23; C – Woodcroft (hooking), 11:27; C – Weber (tripping), 16:54; C – Kelly Mills (misconduct), 16:54; C – Mills (roughing, served by Dickson), 16:54; W – Richter (roughing), 16:54; C – Woodcroft (slashing), 19:03.

Third Period: C – Jamie Cooke (Woodcroft, Lillie), 9:36 (pp); W – Byce (unassisted), 19:18 (en). **Penalties:** C – Spott (slashing), 1:23; W – Macdonald (slashing), 4:36; W – Kurtz (holding), 6:26; W – Mendel (interference), 7:42; C – Grant Slater (high-sticking), 10:02; W – Macdonald (high-sticking), 10:02; W – Nelson (cross-checking), 18:34; C – Dale Band (roughing), 18:34.

Shots on goal: Colgate 5-5-14 – 24; Wisconsin 10-7-3 – 20. **Saves:** Colgate (Dave Gagnon) 13; Wisconsin (Duane Derksen) 21. **Total Penalties:** Colgate 18 for 36 minutes; Wisconsin 14 for 28 minutes. **Power plays:** Colgate 3 for 6; Wisconsin 4 for 9. **Officials:** Steve Piotrowski (referee), Kevin Hall (linesman), Mark Shegos (linesman). **Attendance:** 12,716.



1990 Wisconsin – Front row (left to right): Matt Glaesman, Kurt Stahura, Mark Osiecki, Tom Sagissor, Gary Shuchuk, Duane Derksen, Steve Rohlik, Jon Michelizzi, John Byce, Chris Tancill, Rob Mendel, Kurt Gonc, David Finnegan. Middle row: Assistant coach Mike Kemp, assistant coach Bill Howard, Noel Rahn, Doug Macdonald, Barry Richter, John Parker, Jon Helgeson, Joe Harwell, Chris Nelson, Sean Hill, Matt Buss, assistant coach Peter Johnson, manager Rob Mahory, Brett Kurtz, Rodger Sykes, Jason Francisco, Don Granato, Dennis Snedden, Joe Decker, Rob Andringa, Tray Tuomie, assistant coach Ian Perrin, strength coach Jim Hyne, Harold Olson.

1991 CHAMPIONSHIP GAME, March 30 at St. Paul, Minn.

NORTHERN MICH. 8, BOSTON U. 7 (3 OT)



1991 Northern Michigan - Team members: Bill Pye, Dan Ruoho, Dave Huettl, Geoff Simpson, Brad Werenka, Phil Neururer, Steve Carpenter, Phil Soukoroff, Mike Harding, Dallas Drake, Dean Antos, Darryl Plandowski, Steve Woog, Scott Beattie, Jim Hiller, Kevin Scott, Mark Beaufait, Mark Olson, Ed Ward, Scott Smith, Dave Shiyak, Tony Szabo, Garrett MacDonald, Bryan Ganz, Jamie Welsh, Rob Kruhlak, Joe Frederick, Lou Melone. Head coach: Rick Comley. Assistant coaches: Walt Kyle, Morey Gare.

Boston U.	3	0	4	0	0	0	—	7
Northern Mich.	0	5	2	0	0	1	—	8

First Period: BU – Ed Ronan (David Tomlinson, Peter Ahola), 1:00; BU – David Sacco (Chris McCann, Mike Bavis), 8:24; BU – Ronan (Scott Lachance, Tomlinson), 9:26. **Penalties:** NM – Ed Ward (checking from behind), 13:25; BU – Ahola (high-sticking), 20:00.

Second Period: NM – Dean Antos (Brad Werenka, Scott Beattie), 1:33 (pp); NM – Mark Beaufait (Lou Melone, Phil Soukoroff), 5:24; NM – Beattie (Melone, Kevin Scott), 14:45; NM – Darryl Plandowski (Joe Frederick, Antos), 15:39; NM – Beattie (unassisted), 17:18. **Penalties:** NM – Dave Shiyak (high-sticking), 2:29; BU – Keith Tkachuk (elbowing), 2:44; BU – John Bradley (tripping, served by Tkachuk), 8:24.

Third Period: NM – Beattie (unassisted), 3:08; BU – Tomlinson (unassisted), 5:59; NM – Plandowski (Soukoroff, Melone), 8:24 (pp); BU – Tony Amonte (McEachern, Tkachuk), 12:24; BU – McEachern (Amonte), 14:59; BU – Sacco (Lachance, McEachern), 19:21. **Penalties:** NM – Plandowski (interference), :51; BU – Doug Friedman (charging), 6:58.

Second Overtime: **Penalties:** BU – Amonte (slashing), 9:31; NM – Ward (slashing), 9:31.

Third Overtime: NM – Plandowski (Beaufait, Antos), 1:57.

Shots on goal: Boston U. 11-7-15-2-5-0 – 40; Northern Mich. 7-16-12-8-3-2 – 48.


Saves: Boston U. (Bradley 18, Scott Cashman 22) 40; Northern Mich. (Bill Pye) 33.

Total Penalties: Boston U. 5 for 10 minutes; Northern Mich. 4 for 8 minutes.

Power plays: Boston U. 0 for 3; Northern Mich. 2 for 4. **Officials:** Matt Shegos (referee), Terry Schug (linesman), Mark Shegos (linesman). **Attendance:** 12,564.

1992 CHAMPIONSHIP GAME, April 4 at Albany, N.Y.

LAKE SUPERIOR ST. 5, WISCONSIN 3



1992 Lake Superior State – Front row (left to right): Brian Lukowski, assistant coach Ron Rolston, John Hendry, Vincent Faucher, Sandy Moger, head coach Jeff Jackson, Mark Astley, Paul Constantin, Michael Smith, assistant coach Terry Hossack, Darrin Madeley. Middle row: Assistant coach Anthony Palumbo, team physician Dr. Richard Ganzhorn, Clayton Beddoes, Jay Ness, Steven Barnes, Jim Peters, Dean Hulett, Kurt Miller, Darren Wetherill, Mike Bachusz, Blaine Lacher, student manager Paul Boyer, sports information director Scott Monaghan. Back row: Athletic trainer David Cotner, Jason Welch, Dan Angelelli, Rob Valcevic, Tim Hanley, Brad Wilner, Jason Trzcinski, Brian Rolston, Mike Morin, Wayne Strachan, David Garishore, equipment manager Gil Somes.

Wisconsin	2	0	1	—	3
Lake Superior St.	0	2	3	—	5

First Period: W – Jason Zent (Doug Macdonald, Barry Richter), 9:45; W – Zent (Richter), 18:58 (pp). **Penalties:** W – Mark Strobel (hooking), 5:42; W – Macdonald (slashing), 7:07; LSS – Jim Peters (hooking), 11:58; LSS – Jay Ness (slashing), 13:48; W – Dan Plante (interference), 14:25; W – Brett Kurtz (holding), 15:39; LSS – Wayne Strachan (slashing), 18:22.

Second Period: LSS – Paul Constantin (John Hendry, Steven Barnes), 11:40 (pp); LSS – Tim Hanley (Vincent Faucher), 19:54. **Penalties:** LSS – Peters (holding), 6:44; W – Jason Francisco (hooking), 10:00; W – Plante (hooking), 11:15; W – Francisco (holding), 14:14; W – Macdonald (slashing), 14:59; W – Macdonald (misconduct, served by Zent), 14:59; LSS – Michael Smith (boarding), 16:37; W – Kurtz (tripping), 16:37; LSS – Sandy Moger (charging), 17:03; LSS – Moger (slashing), 20:00; W – Kurtz (slashing), 20:00.

Third Period: LSS – Smith (unassisted), 4:16 (pp); W – Zent (Plante, Richter), 8:24 (pp); LSS – Brian Rolston (Hendry, Dean Hulett), 15:08; LSS – Ness (unassisted), 19:58 (en). **Penalties:** W – Maco Balkovec (charging), 3:21; W – Kurtz (holding), 4:16; LSS – Darren Wetherill (tripping), 7:21; LSS – Peters (interference), 9:30; LSS – Constantin (slashing), 12:45; W – Blaine Moore (elbowing), 17:00; W – Joe Harwell (misconduct), 19:58.

Shots on goal: Wisconsin 12-3-12 – 27; Lake Superior St. 6-19-13 – 38. **Saves:** Wisconsin (Duane Derksen) 33; Lake Superior St. (Darrin Madeley) 24.

Total Penalties: Wisconsin 14 for 46 minutes; Lake Superior St. 10 for 20 minutes.

Power plays: Wisconsin 2 for 8; Lake Superior St. 2 for 11. **Officials:** Tim McConaghy (referee), Marty Demers (linesman), Brewster Earle (linesman).

Attendance: 12,891.

1993 CHAMPIONSHIP GAME, April 3 at Milwaukee

MAINE 5, LAKE SUPERIOR ST. 4

Lake Superior St.	1	3	0	—	4
Maine	2	0	3	—	5

First Period: M – Patrice Tardif (Mike Latendresse), :28; M – Chris Ferraro (Chris Imes, Peter Ferraro), 7:10; LSS – Mike Bachusz (Dan Angelelli, Jay Ness), 17:02.

Penalties: LSS – Rob Valicevic (slashing), 10:35; M – Matt Martin (hooking), 10:35; LSS – Brian Rolston (cross-checking), 14:20; M – Jim Montgomery (roughing), 14:20; LSS – Rolston (high-sticking), 17:47.

Second Period: LSS – Clayton Beddoes (unassisted), 7:01 (pp); LSS – John Hendry (Beddoes), 15:46; LSS – Wayne Strachan (Dean Hulett), 18:42. **Penalties:** LSS – Hulett (tripping), 3:57; M – Eric Fenton (hooking), 6:14; M – Martin Mercier (tripping), 10:54.

Third Period: M – Montgomery (Paul Kariya), 4:19; M – Montgomery (Imes, Kariya), 7:40; M – Montgomery (Kariya), 8:54 (pp). **Penalties:** LSS – Tim Hanley (tripping), 8:12; LSS – Rolston (roughing), 15:57; M – Fenton (roughing), 15:57.

Shots on goal: Lake Superior St. 6-10-8 – 24; Maine 11-10-8 – 29. **Saves:** Lake Superior St. (Blaine Lacher) 24; Maine (Mike Dunham 12, Garth Snow 8) 20. **Total Penalties:** Lake Superior St. 6 for 12 minutes; Maine 5 for 10 minutes. **Power plays:** Lake Superior St. 1 for 2; Maine 1 for 3. **Officials:** Harry Amman (referee), Rob Hearn (referee), Joel DuPree (linesman). **Attendance:** 17,704.



1993 Maine – Front row (left to right): Mike Dunham, Chris Imes, Kent Salfi, Dan Murphy, Jim Montgomery, Dave LaCouture, Eric Fenton, Martin Mer, Garth Snow. Middle row: Blair Marsh, Cal Ingraham, Justin Tomberlin, Chuck Teixeira, Dave MacIsaac, Matt Martin, assistant coach Bruce Major, assistant coach Red Gendron, head coach Shawn Walsh, assistant coach Grant Standbrook, trainer Dick Young, equipment manager Pic Doucette, Jason Weinnich, Pat Tardiff, Andy Silverman, Lee Saunders, Greg Hirsch. Back row: Peter Ferraro, Brad Purdie, Paul Kariya, Mike Santonelli, Reg Cardinal, Craig Gwinn, Brad Mahoney, Jacque Rodrigue, Jamie Thompson, Tony Frenette, Michael Latendresse, Chris Ferraro, Barry Clukey.

1994 CHAMPIONSHIP GAME, April 2 at St. Paul, Minn.

LAKE SUPERIOR ST. 9, BOSTON U. 1


Lake Superior St.	1	5	3	—	9
Boston U.	0	1	0	—	1

First Period: LSS – Rob Valicevic (Kurt Miller, Gerald Tallaire), 13:40. **Penalties:** LSS – G. Tallaire (tripping), 1:19; BU – Steve Thornton (interference), 9:53; BU – Jacques Joubert (tripping), 14:34; LSS – Mike Morin (roughing), 17:14; BU – Doug Wood (roughing), 17:14.

Second Period: LSS – Matt Alvey (Wayne Strachan, Steven Barnes), 3:14; LSS – Miller (Valicevic, G. Tallaire), 5:07; BU – Rich Brennan (Chris O'Sullivan, Mike Pomichter), 9:40 (pp); LSS – Jay Ness (Valicevic, G. Tallaire), 14:13 (pp); LSS – Barnes (Sean Tallaire, Strachan), 17:26 (pp); LSS – S. Tallaire (Strachan, Morin), 19:17 (pp). **Penalties:** LSS – Strachan (roughing), 5:49; BU – Doug Friedman (charging), 5:49; LSS – Keith Aldridge (holding), 7:45; LSS – Miller (hooking), 10:13; BU – Jon Pratt (holding), 13:50; LSS – Morin (roughing), 14:59; BU – Dan Donato (roughing), 14:59; BU – Brennan (cross-checking), 17:21; BU – Brennan (roughing), 18:21; LSS – Valicevic (hooking), 19:45.

Third Period: LSS – Mike Matteucci (Clayton Beddoes), 4:40; LSS – S. Tallaire (Barnes), 12:51; LSS – Valicevic (Josh Bilben, G. Tallaire), 18:32. **Penalties:** LSS – Miller (high-sticking), 5:44; BU – Mike Grier (checking from behind), 10:49.

Shots on goal: Lake Superior St. 12-15-13 – 40; Boston U. 2-11-12 – 25. **Saves:** Lake Superior St. (Blaine Lacher) 24; Boston U. (Derek Herlofsky 19, J.P. McKersie 12) 31. **Total Penalties:** Lake Superior St. 8 for 16 minutes; Boston U. 9 for 18 minutes. **Power plays:** Lake Superior St. 3 for 6; Boston U. 1 for 5. **Officials:** Rob Hearn (referee), Mike Noeth (referee), Joel DuPree (linesman). **Attendance:** 15,197.



1994 Lake Superior State – Front row (left to right): Blaine Lacher, assistant coach Ron Rolston, Kurt Miller, Mike Morin, Jay Ness, head coach Jeff Jackson, Clayton Beddoes, Steven Barnes, Darren Wetherill, associate coach Paul Pooley, Paul Sass. Middle row: Team doctor Richard Ganzhorn, trainer Joe Susi, Dan Angelelli, Sean Tallaire, Rob Valicevic, Jason Trzcinski, Brad Willner, Mike Matteucci, Keith Aldridge, Wayne Strachan, Sean Kulick, equipment manager Gil Somes, volunteer assistant coach Bruce Hoffort. Back row: Mark Palumbo, Brian Felsner, Ryan Sharpe, Chad Crumley, Dan Galarneau, Matt Alvey, Scott McCabe, Josh Bilben, Gino Pulente, Mike Koiranen, Gerald Tallaire, manager Dave Gilbert.

1995 CHAMPIONSHIP GAME, April 1 at Providence, R.I.

BOSTON U. 6, MAINE 2



1995 Boston University – Front row (left to right): Shawn Ferullo, Steve Thornton, Ken Rausch, Rich Brennan, Derek Herlofsky, Jacques Joubert, Kaj Linna, Mike Prendergast, Tom Noble. Middle row: Associate head coach Blaise MacDonald, assistant coach Bill Berglund, Matt Wright, Shawn Bates, Mike Grier, Jay Pandolfo, Chris O'Sullivan, Jeff Keaty, Jon Coleman, Chris Kelleher, Bill Pierce, Bob Lachance, Doug Wood, assistant coach Mike Eruzione, head coach Jack Parker. Back row: Student manager Sharon Chung, athletic trainer Larry Venis, John Hynes, Chris Drury, Shane Johnson, Mike Sylvia, Peter Donatelli, equipment manager Mike DiMella, student manager Alex Bleckner.

Maine	0	1	1	–	2
Boston U.	1	2	3	–	6

First Period: BU – Steve Thornton (unassisted), 14:57 (pp). **Penalties:** BU – Mike Sylvia (high-sticking), 2:13; M – Tim Lovell (high-sticking), 2:13; BU – Shawn Bates (interference), 8:32; BU – Shane Johnson (interference), 11:26; M – Brad Mahoney (roughing), 13:50; M – Jamie Thompson (cross-checking), 16:25; BU – Chris O'Sullivan (cross-checking), 17:53.

Second Period: BU – O'Sullivan (Thornton, Mike Grier), 7:27; BU – Jacques Joubert (Kaj Linna, Mike Prendergast), 9:15 (pp); M – Lovell (Tony Frenette, Thompson), 14:51. **Penalties:** BU – Chris Drury (interference), 3:19; M – Dan Shermerhorn (interference), 8:42; BU – Johnson (interference), 18:20; BU – Linna (slashing), 19:44.

Third Period: M – Trevor Roenick (Jacque Rodrigue, Jeff Tory), :31 (pp); BU – Sylvia (Bates, Jay Pandolfo), 5:23; BU – O'Sullivan (Rich Brennan, Grier), 8:30 (pp); BU – Bob Lachance (Thornton), 18:47 (sh). **Penalties:** M – Reg Cardinal (holding), 7:41; BU – Linna (holding), 12:17; M – Jason Mansoff (holding), 15:26; BU – Joubert (elbowing), 15:26; BU – Bench (too many men, served by Ken Rausch), 16:59.

Shots on goal: Maine 9-5-9 – 23; Boston U. 11-14-14 – 39. **Saves:** Maine (Blair Allison) 33; Boston U. (Tom Noble) 21. **Total Penalties:** Maine 6 for 12 minutes; Boston U. 10 for 20 minutes. **Power plays:** Maine 1 for 8; Boston U. 3 for 4. **Officials:** Frank Cole (referee), Scott Leavitt (referee), Bill Jones (linesman). **Attendance:** 11,484.

1996 CHAMPIONSHIP GAME, March 30 at Cincinnati

MICHIGAN 3, COLORADO COL. 2 (OT)



1996 Michigan – Front row (left to right): Assistant coach Billy Powers, Marty Turco, Blake Sloan, John Arnold, Kevin Hilton, head coach Red Berenson, Steven Halko, Mark Sakala, Brendan Morrison, Gregg Malicke, assistant coach Mel Pearson. Middle row: Student manager, Jason Botterill, Chris Frescoln, Warren Luhning, Peter Bourke, John Madden, Harold Schock, Bobby Hayes, Mike Legg, Chris Fox, Bill Muckalt, Matt Herr, student manager. Back row: Student manager, Rick Bancroft, student manager, Sean Ritchlin, Dale Rominski, Bubba Berenzweig, Justin Clark, Greg Crozier, Craig Assemacher, Greg Daddario, Ian Hume, student manager, Josh Richelew.

Michigan	1	0	1	1	–	3
Colorado Col.	0	2	0	0	–	2

First Period: M – Bill Muckalt (Brendan Morrison), 11:33. **Penalties:** CC – Bobby Needham (unsportsmanlike conduct), 5:39; M – John Madden (unsportsmanlike conduct), 5:39; CC – Darren Clark (slashing), 8:29; CC – Chad Remackel (holding), 12:05; M – Greg Crozier (holding), 12:05; M – Blake Sloan (interference), 16:27.

Second Period: CC – Peter Geronazzo (Colin Schmidt, Eric Rud), 3:52 (pp); CC – Schmidt (Geronazzo, Remackel), 5:37. **Penalties:** CC – Rud (holding the stick), 1:01; M – Warren Luhning (slashing), 2:51; CC – Jon Austin (boarding), 10:16; M – Luhning (holding), 11:31; M – Luhning (charging), 13:50; M – Chris Frescoln (holding), 16:49.

Third Period: M – Mike Legg (Steven Halko, Harold Schock), 6:54 (pp). **Penalties:** CC – T.J. Tanberg (tripping), 5:32; CC – Travis Cheyne (boarding), 7:14; M – Legg (holding after the whistle), 12:16; M – Madden (unsportsmanlike conduct), 12:16; CC – Geronazzo (hitting after the whistle), 12:16; CC – Needham (unsportsmanlike conduct), 12:16; M – Frescoln (high-sticking), 18:32; CC – Remackel (roughing), 18:32.

Overtime: M – Morrison (Muckalt, Crozier), 3:35. **Shots on goal:** Michigan 3-4-10-2 – 19; Colorado Col. 5-8-9-1 – 23. **Saves:** Michigan (Marty Turco) 21; Colorado Col. (Ryan Bach) 16. **Total Penalties:** Michigan 10 for 20 minutes; Colorado Col. 10 for 20 minutes. **Power plays:** Michigan 1 for 5; Colorado Col. 1 for 5. **Officials:** Frank Cole (referee), Drew Taylor (referee), Bill Jones (linesman). **Attendance:** 12,957.

1997 CHAMPIONSHIP GAME, March 29 at Milwaukee**NORTH DAKOTA 6, BOSTON U. 4**

Boston U.	2	1	1	—	4
North Dakota	0	5	1	—	6

First Period: BU – Peter Donatelli (Tom Poti), 8:44; BU – Chris Drury (Poti, Albie O’Connell), 15:08 (pp). **Penalties:** ND – Jesse Bull (hooking), 2:12; BU – Bill Pierce (interference), 4:47; BU – Chris Kelleher (interference), 9:40; ND – Matt Henderson (elbowing), 13:34.

Second Period: ND – Curtis Murphy (Jay Panzer, Henderson), 7:06; ND – David Hoogsteen (unassisted), 8:38; ND – Henderson (unassisted), 12:35 (sh); BU – Kelleher (unassisted), 13:56 (pp); ND – Henderson (Adam Calder, Dane Litke), 15:49 (pp); ND – D. Hoogsteen (Murphy), 19:54. **Penalties:** BU – Greg Quebec (interference), 3:01; ND – Murphy (tripping), 11:44; ND – Mark Pivetz (interference), 13:12; BU – Matt Wright (interference), 15:02.

Third Period: BU – Jon Coleman (Kelleher, Mike Sylvania), 19:24; ND – Calder (unassisted), 19:47 (en). **Penalties:** BU – Sylvania (cross-checking), 8:02; ND – Mitch Vig (holding), 11:44; ND – Henderson (interference), 17:09.

Shots on goal: Boston U. 11-10-8 – 29; North Dakota 10-16-4 – 30. **Saves:** Boston U. (Michel Larocque) 24; North Dakota (Aaron Schweitzer) 25. **Total Penalties:** Boston U. 5 for 10 minutes; North Dakota 6 for 12 minutes. **Power plays:** Boston U. 2 for 6; North Dakota 1 for 5. **Officials:** Matt Shegos (referee), John Dobrzelewski (assistant referee), John LaDuke (assistant referee). **Attendance:** 17,537.



1997 North Dakota – Front row (left to right): Aaron Vickar, Mark Pivetz, Dane Litke, assistant coach Mark Osiecki, head coach Dean Blais, assistant coach Scott Sandelin; Kevin Hoogsteen, Ian Kallay, Mitch Vig, Toby Kvalevog. Middle row: Aaron Schweitzer, Matt Henderson, Jay Panzer, Jesse Bull, Jeff Ulmer, Tyler Rice, Adam Calder, Jason Blake, Jason Ulmer, Curtis Murphy, Tom Philon. Back row: Athletic trainer Mark Poolman, Brad Williamson, Lee Goren, Brad DeFauw, Tim O’Connell, Joe Blake, Peter Armbrust, David Hoogsteen, equipment manager Mike Schapp.

1998 CHAMPIONSHIP GAME, April 4 at Boston**MICHIGAN 3, BOSTON COLLEGE 2 (OT)**

Michigan	0	1	1	1	—	3
Boston College	1	1	0	0	—	2


First Period: BC – Kevin Caulfield (Mike Mottau), 4:19. **Penalties:** M – Bubba Berenzweig (tripping), :28; M – Scott Matzka (high-sticking), 16:31; BC – Caulfield (cross-checking), 18:36.

Second Period: M – Mark Kosick (Berenzweig, Greg Crozier), 7:42; BC – Mike Lephart (Jeff Farkas, Bobby Allen), 18:38 (pp). **Penalties:** BC – Jamie O’Leary (slashing), :51; BC – Ken Hemenway (cross-checking), 11:29; M – Bobby Hayes (holding), 11:29; M – Matt Herr (hitting from behind), 17:26.

Third Period: M – Kosick (Bill Muckalt, Chris Fox), 13:48. **Penalties:** BC – Hemenway (holding the stick), 1:58; M – Josh Langfeld (hooking), 2:44; BC – Blake Bellefeuille (hooking), 4:15; BC – O’Leary (interference), 9:55.

Overtime: M – Langfeld (Fox, Matzka), 17:51.

Shots on goal: Michigan 7-8-10-10 – 35; Boston College 11-7-9-3 – 30. **Saves:** Michigan (Marty Turco) 28; Boston College (Scott Clemmensen) 32. **Total Penalties:** Michigan 5 for 10 minutes; Boston College 6 for 12 minutes. **Power plays:** Michigan 0 for 5; Boston College 1 for 4. **Officials:** Mike Schmitt (referee), Jon Elvy (assistant referee), Randy Schmidt (assistant referee). **Attendance:** 18,276.



1998 Michigan – Front row (left to right): Assistant coach Mel Pearson, Marty Turco, Dale Rominski, Matt Herr, head coach Red Berenson, Bill Muckalt, Chris Fox, Gregg Malicke, assistant coach Billy Powers. Second row: Greg Daddario, Mark Kosick, Bob Gassoff, Bill Trainor, Bobby Hayes, Andrew Merrick, Sean Ritchlin, Scott Crawford, Scott Matzka, Sean Peach. Third row: Krikor Arman, Kevin Magnuson, Justin Clark, Josh Langfeld, Dave Huntzicker, Greg Crozier, Mike Van Ryn, Bubba Berenzweig, Geoff Koch. Back row: Jon Sweeney, Rick Bancroft, Ian Hume, Jeremy Thompson, Jeff Krzeszak.

1999 CHAMPIONSHIP GAME, April 3 at Anaheim, Calif.

1999 Maine – Front row (left to right): Equipment manager Peter Herrick, administrative assistant Jeanne Goss, assistant Nate Leaman, assistant coach Gene Reilly, Marcus Gustafsson, David Cullen, Steve Kariya, Jason Vitorino, Bobby Stewart, assistant coach Grant Standbrook, head coach Shawn Walsh, office assistant Sara Dubay, trainer Paul Culina, media relations director David Lang. Middle row: Mike Morrison, Matt Yeats, Cory Larose, Anders Lundback, Barrett Heisten, Eddie Wood, Eric Turgeon, Robert Ek, A.J. Begg, Doug Janik, Ben Guite, Magnus Lundback, Matthias Trattnig, Peter Metcalf, Alfie Michaud. Back row: Brendan Walsh, Niko Dimitrakos, Tuomo Jaaskelainen, Troy Kahler, Jim Leger, Ed Boudreau, Gary Shaneberger, Kevin Clauson, Dan Kerluke, Adam Tate, Tom Reimann.

MAINE 3, NEW HAMPSHIRE 2 (OT)

Maine	1	1	0	1	—	3
New Hampshire	0	1	1	0	—	2

First Period: M – Ben Guite (Jason Vitorino, Dan Kerluke), 15:47 (pp). **Penalties:** NH – Darren Haydar (roughing), :40; M – Barrett Heisten (tripping), 2:42; M – Robert Ek (roughing), 9:39; NH – Christian Bragnalo (boarding), 10:34; NH – Mike Souza (cross-checking), 11:13; M – Vitorino (interference), 13:30; NH – John Sadowski (hooking), 14:53; M – Matthias Trattnig (high-sticking), 19:49.

Second Period: M – Niko Dimitrakos (David Cullen, Peter Metcalf), 4:10; NH – Haydar (Souza, Ty Conklin), 15:58. **Penalties:** M – Bench (too many men, served by Vitorino), :47; M – Kerluke (checking from behind), 11:10; NH – Haydar (elbowing), 13:52; NH – Chad Onufrechuk (slashing), 14:28; NH – Christian Bragnalo (misconduct), 14:33; M – Bench (delay of game, served by Kerluke), 15:58; NH – Haydar (tripping), 19:24.

Third Period: NH – Souza (Jason Krog, Haydar), 3:33.

Overtime: M – Marcus Gustafsson (Cory Larose), 10:50. **Penalties:** M – Doug Janik (roughing), 7:22; NH – Sadowski (holding), 7:22.

Shots on goal: Maine 12-11-7-9 – 39; New Hampshire 16-19-8-5 – 48. **Saves:** Maine (Alfie Michaud) 46; New Hampshire (Ty Conklin) 36. **Total Penalties:** Maine 8 for 16 minutes; New Hampshire 9 for 26 minutes. **Power plays:** Maine 1 for 7; New Hampshire 0 for 7. **Officials:** Mike Noeth (referee), Bill Jones (assistant referee), Tim Kotyra (assistant referee). **Attendance:** 14,447.

2000 CHAMPIONSHIP GAME, April 8 at Providence, R.I.

2000 North Dakota – Front row (left to right): Andy Kollar, Tim O'Connell, Jason Ulmer, Lee Goren, assistant coach Lee Davidson, assistant coach Jeff Bowen, head coach Dean Blais; associate head coach Scott Sandelin, Peter Armbrust, Brad DeFauw, Mike Commodore, Karl Goehring. Middle row: Ryan Sofie, Chad Mazurak, Paul Murphy, Aaron Schneekloth, Pat Kenny, Mike Possin, Travis Roche, Wes Dorey, Trevor Hammer, Jeff Panzer, Jason Endres. Back row: Dr. Greg Greek, trainer Mark Poolman, Kevin Spiewak, Adrian Hasbargen, Ryan Bayda, Tim Skarperud, Jeff Yurecko, Ryan Hale, Chris Leinweber, Jason Notermann, Bryan Lundbohm, strength coach Paul Chapman, equipment manager Lee Greseth.

NORTH DAKOTA 4, BOSTON COLLEGE 2

Boston College	1	1	0	—	2
North Dakota	1	0	3	—	4

First Period: ND – Mike Commodore (Bryan Lundbohm, Tim Skarperud), 3:48; BC – Jeff Farkas (Blake Bellefeuille, Brian Gionta), 16:47 (pp). **Penalties:** Aaron Schneekloth (cross-checking), 6:32; BC – Jeff Giuliano (hooking), 10:02; ND – Ryan Bayda (slashing), 11:35; ND – Chad Mazurak (high-sticking), 16:28; BC – Jeff Giuliano (hooking), 17:13.

Second Period: BC – Marty Hughes (Gionta), 6:59. **Penalties:** ND – Mazurak (holding), :25; ND – Tim O'Connell (slashing), 3:04; BC – Bench (too many men, served by Hughes), 4:21; BC – Ales Dolinar (slashing), 10:45; ND – Commodore (holding), 10:45; ND – Commodore (tripping), 14:26.

Third Period: ND – Lee Goren (Bayda), 2:43; ND – Jason Ulmer (Goren), 14:22; ND – Goren (unassisted), 19:14 (en).

Shots on goal: Boston College 13-6-4 – 23; North Dakota 13-12-11 – 36. **Saves:** Boston College (Scott Clemmensen) 32; North Dakota (Karl Goehring) 32. **Total Penalties:** Boston College 4 for 8 minutes; North Dakota 7 for 14 minutes. **Power plays:** Boston College 1 for 6; North Dakota 0 for 3. **Officials:** Matt Shegos (referee), Bill Jones (assistant referee), Jeff Fulton (assistant referee). **Attendance:** 11,484.

2001 CHAMPIONSHIP GAME, April 7 at Albany, N.Y.

2001 Boston College - Front Row (Left to Right): Scott Clemmensen, Dan Sullivan, Rob Scuderi, Bobby Allen, Brian Gionta, Mike Lephart, Marty Hughes, Mark McLennan, Tim Kelleher. Second Row: Head Coach Jerry York, Associate Head Coach Scott Paluch, Trainer Bert Lenz, Ben Eaves, Jeff Giuliano, Bill Cass, Justin Dziama, Brooks Orpik, Krys Kolanos, Ales Dolinar, Brett Peterson, Assistant Coach Mike Cavanaugh, Manager Brian Kaufman. Third Row: Manager Andrew Kelley, Manager Tim Lamoriello, Tony Penna (team chaplain), J.D. Forrest, A.J. Walker, Joe Schuman, Chuck Kobasew, Tom Egan, Ty Hennes, Tony Voce, Manager Steve Della Penna, Equipment Manager John Hegarty.

BOSTON COLLEGE 3, NORTH DAKOTA 2 (OT)

North Dakota	0	0	2	0	—	2
Boston College	0	2	0	1	—	3

First Period: No scoring.

Penalties: ND—David Hale (cross-checking), 2:49; BC—Brett Peterson (interference), 8:32; BC—Krys Kolanos (interference with the goaltender), 12:20; ND—Jason Notermann (hooking) 14:02.

Second Period: BC—Chuck Kobasew (Jeff Giuliano), 5:26 (pp); BC—Mike Lephart (J.D. Forrest, Bobby Allen), 8:50.

Penalties: ND—Aaron Schneckloth (hooking), 4:27; BC—Mike Lephart (hooking), 12:45; BC—Tony Voce (hooking), 14:49; ND—Schneckloth (tripping), 16:10.

Third Period: ND—Tim Skarperud (Travis Roche, Bryan Lundbohm), 16:18 (pp); ND—Wes Dorey (Schneckloth, B. Lundbohm), 19:24.

Penalties: BC—Forrest (tripping), :49; ND—Kevin Spiewak (slashing), 1:34; ND—David Lundbohm (hooking), 2:51; BC—Brooks Orpik (interference), 11:06; ND—Tim Skarperud (slashing), 13:31; BC—Too many men on the ice (served by A.J. Walker), 15:07.


Overtime: BC—Kolanos (Voce, Kobasew), 4:43.

Penalties: None.

Shots on goal: North Dakota—37 (9-9-16-3); Boston College—31 (9-12-7-3).

Saves: North Dakota (Karl Goehring)—28; Boston College (Scott Clemmensen)—35. **Penalties:** North Dakota—7 for 14 min.; Boston College—7 for 14 min.

Power plays: North Dakota—1 for 7; Boston College—1 for 7. **Officials:** Referee—Mike Schmitt; Assistant referees—Bill Jones, Matt Smith. **Attendance:** 13,667.

2002 CHAMPIONSHIP GAME, April 6 at St. Paul, Minn.

2002 Minnesota - Front Row (Left to Right): Adam Hauser, Nick Angell, John Pohl, Jordan Leopold, Head Coach Don Lucia, Grant Potulny, Erik Wendell, Pat O'Leary, Justin Johnson. Second Row (Left to Right): Dr. Richard Feist, Dr. Robert LaPrade, Athletic Trainer Tom Kiff, Goalie Coach Robb Stauber, Program Associate Mark Bahr, Asst. Coach Mike Guentzel, Asst. Coach Bob Motzko, Strength Coach Cal Dietz, Asst. Strength Coach Neil Rampe, Equipment Manager Harry Broadfoot, Media Relations John Romo, Student Manager Joel Gardner, Travis Weber. Third Row (Left to Right): Brett MacKinnon, Garrett Smaagaard, Jon Waibel, Matt Koalska, Dan Welch, Troy Riddle, Nick Anthony, Chad Roberg, Keith Ballard, Jake Fleming. Fourth Row (Left to Right): Mike Erickson, Paul Martin, Matt DeMarchi, Jeff Taffe, Barry Tallackson, Joey Martin, Judd Stevens, Jerrid Reinholz.

MINNESOTA 4, MAINE 3 (OT)

Maine	0	1	2	0	—	3
Minnesota	1	1	1	1	—	4

First Period: MN—Keith Ballard (Troy Riddle, Nick Angell), 7:18 (pp).

Penalties: ME—Cliff Loya (holding), 5:40; ME—Ben Murphy (goaltender interference), 9:20; ME—Loya (cross-checking), 10:08; MN—Grant Potulny (holding the stick), 13:18; ME—Ben Murphy (high-sticking), 16:34.

Second Period: ME—Michael Schutte (Peter Metcalf, Niko Dimitrakos), 4:47 (pp); MN—John Pohl (Nick Anthony, Angell), 5:38.

Penalties: MN—Potulny (interference), 3:47; MN—Ballard (obstruction-holding), 9:37; ME—Gray Shaneberger (tripping), 13:02.

Third Period: ME—Schutte (Prestin Ryan, Todd Jackson), 1:17; ME—Robert Liscak (Dimitrakos), 15:27; MN—Matt Koalska (Troy Riddle, Pohl), 19:07.

Penalties: MN—Jeff Taffe (boarding), 9:15; ME—Lucas Lawson (hitting after the whistle), 19:19; MN—Matt DeMarchi (hitting after the whistle), 19:19.

Overtime: MN—Potulny (Pohl, Jordan Leopold), 16:58 (pp).


Penalties: ME—Schutte (tripping), 15:58.

Shots on goal: Maine—45 (11-13-16-5); Minnesota—35 (11-8-9-7). **Saves:** Maine (Matt Yeats)—31 (10-7-8-6); Minnesota (Adam Houser)—42 (11-12-14-5).

Officials: Referee—Steve Piotrowski. Assistant referees—John LaDuke, Kevin Langseth. **Attendance:** 19,324.

2003 CHAMPIONSHIP GAME, April 12 at Buffalo, N.Y.

MINNESOTA 5, NEW HAMPSHIRE 1




New Hampshire	1	0	0	—	1
Minnesota	1	0	4	—	5

First Period: MN—Matt DeMarchi (Garrett Smaagaard), 10:58; NH—Sean Collins (Nathan Martz, Justin Aikins), 19:41 (pp).
Penalties: NH—Colin Hemingway (charging), 8:57; MN—Keith Ballard (roughing), 11:35; NH—Aikins (hooking), 13:12; MN—Smaagaard (hit after whistle), 18:01.
Second Period: No scoring.
Penalties: NH—Patrick Foley (charging), 2:33; MN—Thomas Vanek (cross-checking), 3:10; NH—Brian Yandle (interference), 15:27; MN—Judd Stevens (obstruction-holding), 18:39.
Third Period: MN—Vanek (Matt Koalska), 8:14; MN—Jon Waibel (Vanek), 11:25; MN—Barry Tallackson (Gino Guyer, Chris Harrington), 13:34 (pp); MN—Tallackson (Grant Potulny), 18:31.
Penalties: NH—Nathan Martz (roughing), 11:43; NH—Tim Horst (hooking), 18:46; MN—Jake Fleming (slashing), 18:46.
Shots on goal: New Hampshire 7-9-11—27; Minnesota 16-14-15—45. **Saves:** New Hampshire (Michael Ayers) 40; Minnesota (Travis Weber) 26. **Penalties:** NH—6 for 12 min.; MN—6 for 12 min. **Officials:** Referee: Steve Piotrowski. Assistant Referees: John LaDuke, Kevin Langseth. **Attendance:** 18,759.

2003 Minnesota - Front Row (Left to Right): Justin Johnson, Matt Koalska, Matt DeMarchi, Nick Anthony, Grant Potulny, Paul Martin, Chad Roberg, Troy Riddle, Travis Weber. Second Row (Left to Right): Dr. Richard Feist, Dr. Robert LaPrade, Student Trainer Todd Gaddie, Athletic Trainer Tom Kiff, Program Associate Mark Bahr, Asst. Coach Bob Motzko, Head Coach Don Lucia, Asst. Coach Mike Guentzel, Goalie Coach Robb Stauber, Strength Coach Cal Dietz, Equipment Manager Harry Broadfoot, Media Relations John Romo, Student Manager Joel Gardner, Dustin Smieja. Third Row (Left to Right): Jake Fleming, Garrett Smaagaard, Jon Waibel, P.J. Atherton, Andy Sertich, Brett MacKinnon, Keith Ballard, Tyler Hirsch. Fourth Row (Left to Right): Jerrid Reinholz, Judd Stevens, Peter Kennedy, Joey Martin, Barry Tallackson, Thomas Vanek, Gino Guyer, Chris Harrington.

2004 CHAMPIONSHIP GAME, April 10 at Boston

DENVER 1, MAINE 0

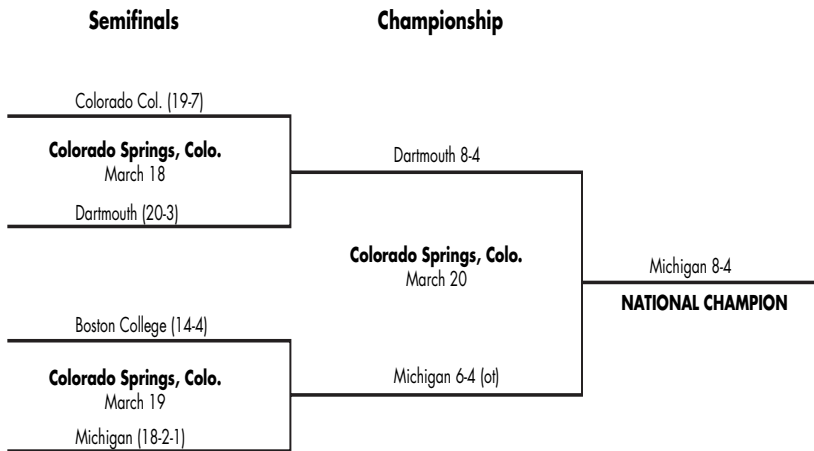


Denver	1	0	0	—	1
Maine	0	0	0	—	0

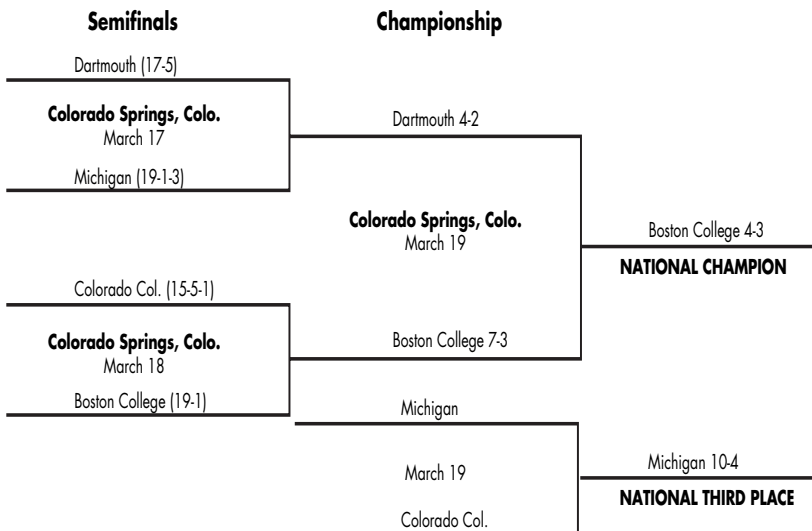
First Period: Gabe Gauthier (Connor James), 12:26 (pp).
Penalties: D – Max Bull (checking from behind), 3:39; M – Dustin Penner (holding the stick), 5:13; D – Gauthier (roughing), 5:13; M – Mathew Deschamps (obstruction, interference), 11:49; D – Bull (cross-checking), 13:25; M – Jon Jankus (tripping), 14:24; D – J.D. Corbin (holding), 17:03.
Second Period: No scoring.
Penalties: M – Todd Jackson (tripping), 6:26; D – Gauthier (cross-checking), 6:31; M – Jankus (holding the stick), 6:31; D – Jeff Drummond (hooking), 8:16; M – Mike Hamilton (roughing), 9:47; D – Ryan Caldwell (roughing), 9:47.
Third Period: No scoring.
Penalties: D – Drummond (obstruction-holding), 3:24; M – Prestin Ryan (interference), 8:09; M – Deschamps (roughing), 12:15; D – Jon Foster (roughing), 12:15; D – Matt Laatsch (hooking), 17:51; D – Gauthier (delaying the game), 18:26.
Shots on goal: Denver 4-6-10 – 20; Maine 6-9-9 – 24. **Saves:** Denver (Adam Berkhoel) 24; Maine (Jimmy Howard) 19. **Penalties:** Denver 11 for 22 minutes; Maine 8 for 16 minutes. **Power Plays:** Denver 1 for 4; Maine 0 for 6. **Officials:** Tim Kolyra (referee), Scott Whittemore (linesman), Tom Cronin (linesman). **Attendance:** 18,597.

2004 Denver - Front Row (L-R): Glenn Fisher, Lukas Dora, Greg Keith, Max Bull, Assistant Coach Seth Appert, Head Coach George Gwozdecky, Assistant Coach Steve Miller, Director of Hockey Operations David Tenzer, Ryan Caldwell, Connor James, Scott McConnell and Adam Berkhoel. Middle Row (L-R): Gabe Gauthier, Ted O'Leary, Jussi Halme, Luke Fulghum, Matt Laatsch, Equipment Manager Lee Greseth, Athletic Trainer Erik Rasmussen, Strength Coach Mike Sanders, Assistant Equipment Manager Scott Morrison, Nick Larson, Kevin Ulanski, Jon Foster and Jeff Drummond. Back Row (L-R): Danny King, Ryan Helgason, Jeff Rogers, Mike Handza, Brett Skinner, Student Athletic Trainer Heather Volmer, Student Equipment Manager Chris Ellis, Volunteer Assistant Coach Chris LaPerle, Student Equipment Bert Ver Haar, Adrian Veideman, Matt Carle, Jon James, Brock McMorris and J.D. Corbin.

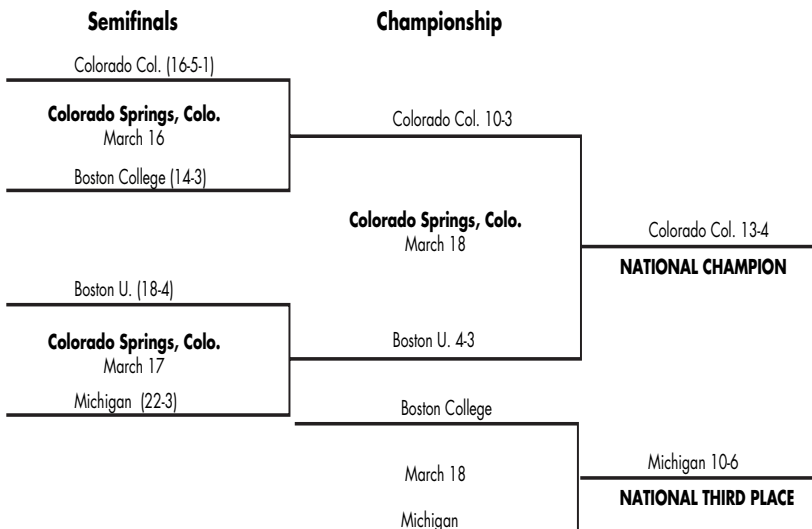
1948 Championship Bracket



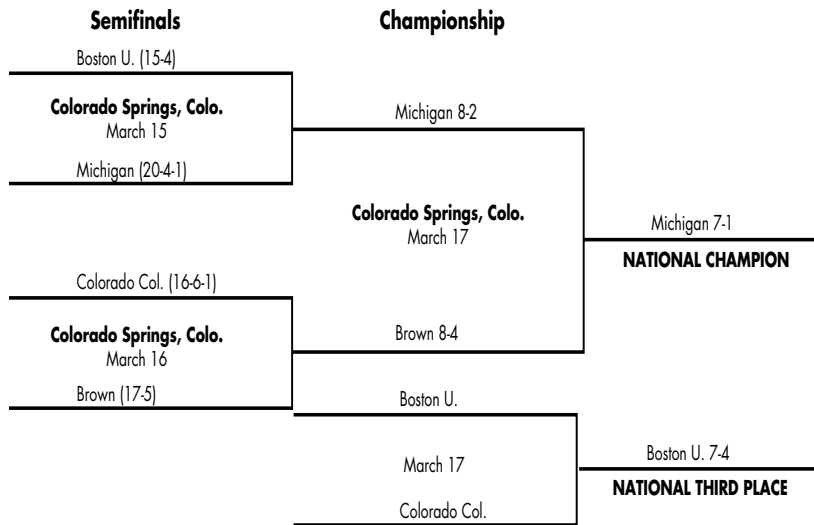
1949 Championship Bracket



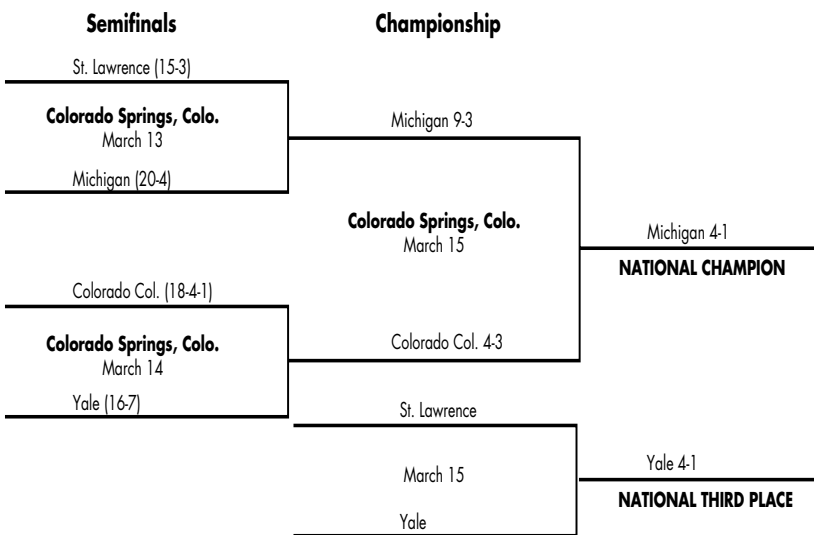
1950 Championship Bracket



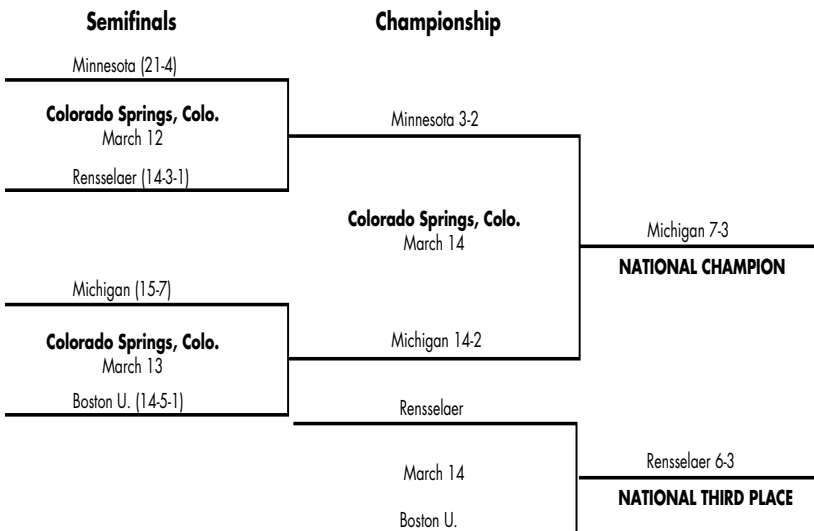
1951 Championship Bracket



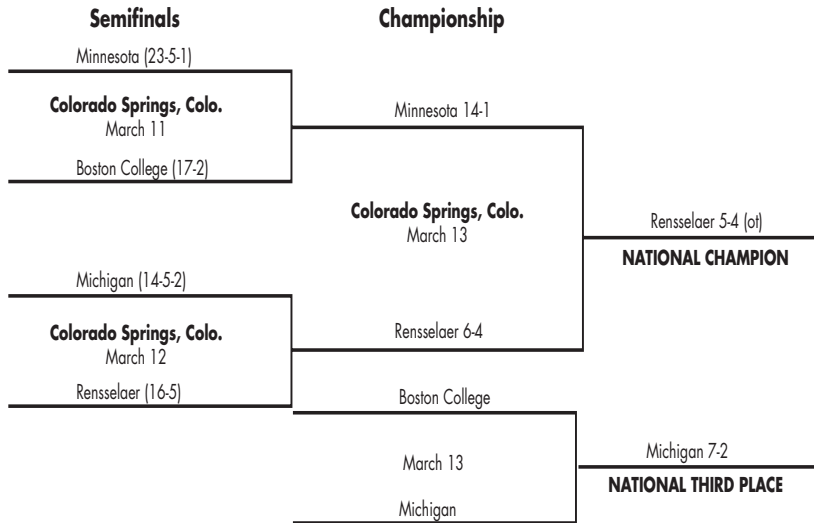
1952 Championship Bracket



1953 Championship Bracket



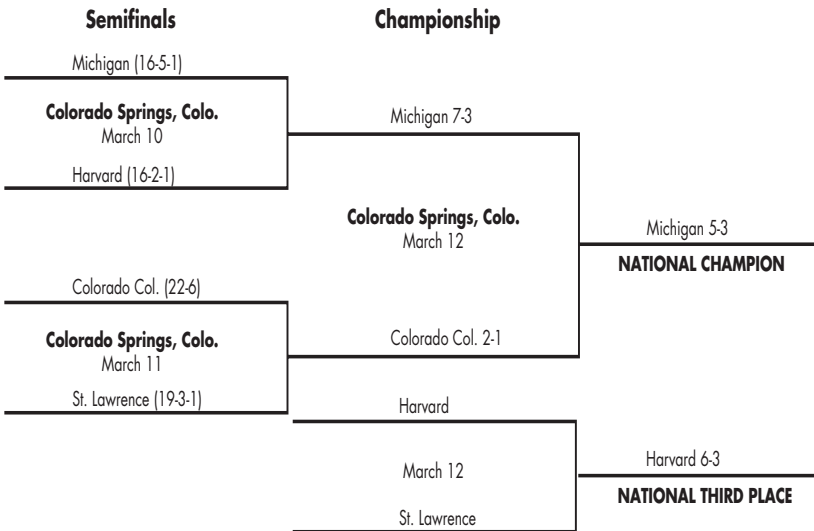
1954 Championship Bracket



NATIONAL CHAMPION

NATIONAL THIRD PLACE

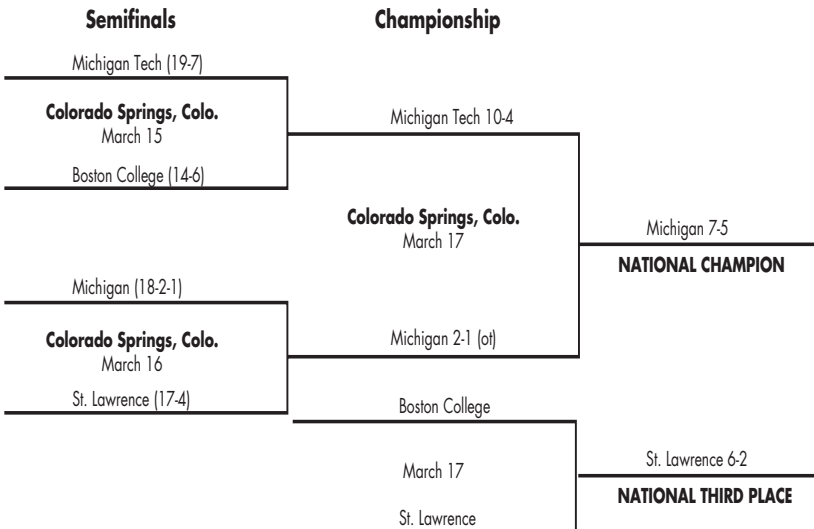
1955 Championship Bracket



NATIONAL CHAMPION

NATIONAL THIRD PLACE

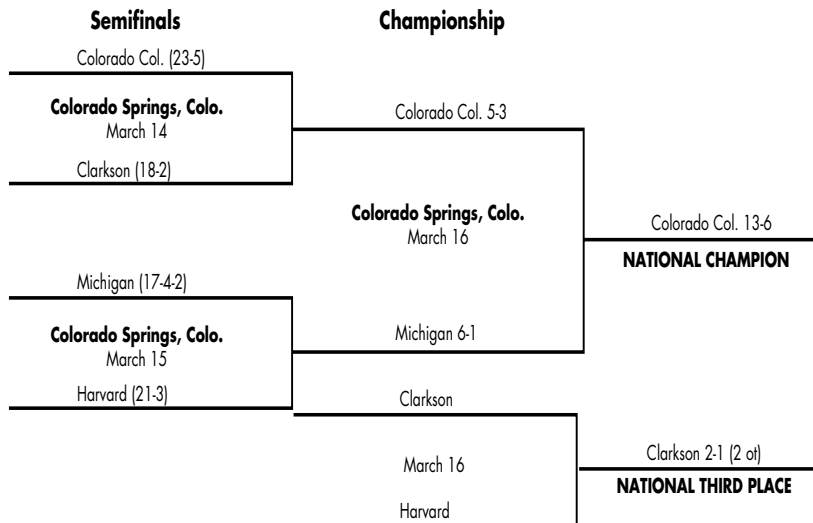
1956 Championship Bracket



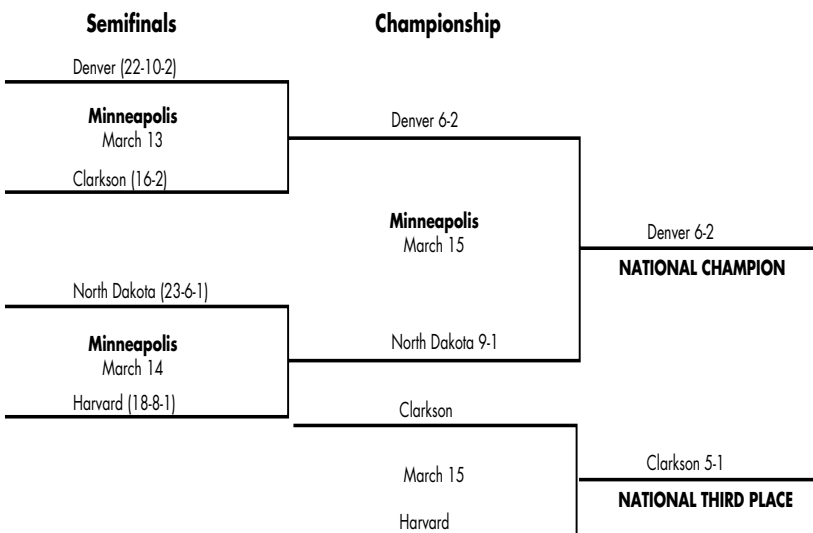
NATIONAL CHAMPION

NATIONAL THIRD PLACE

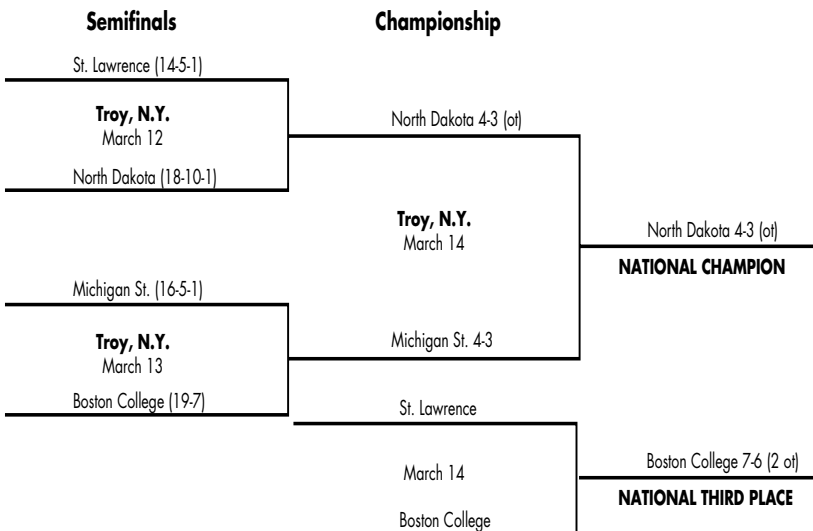
1957 Championship Bracket



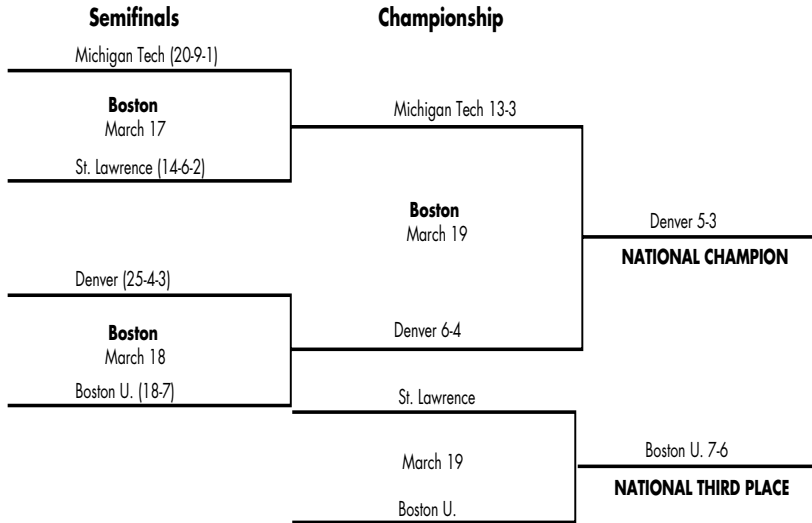
1958 Championship Bracket



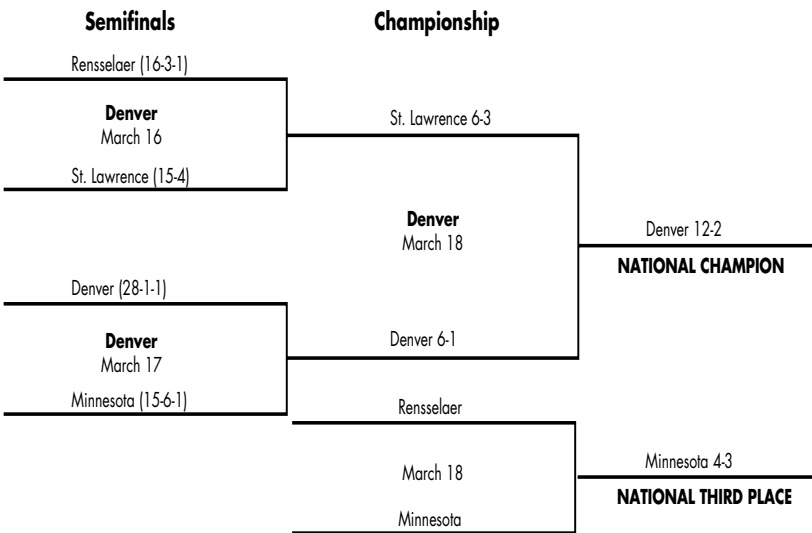
1959 Championship Bracket



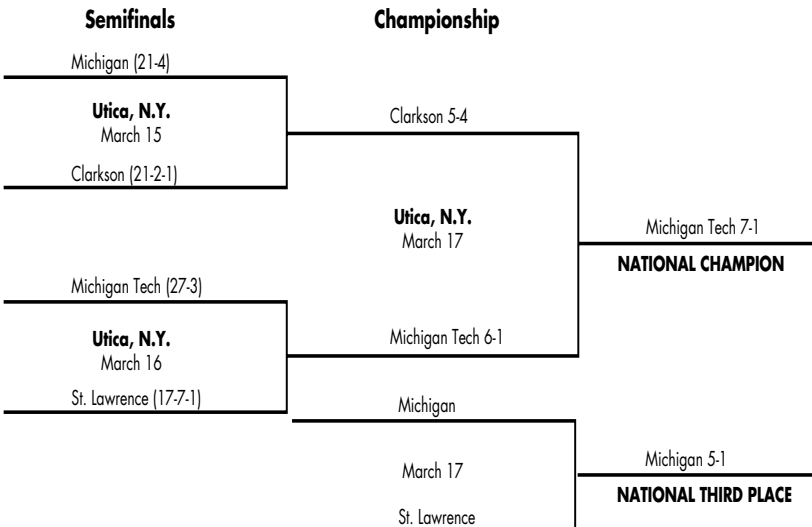
1960 Championship Bracket



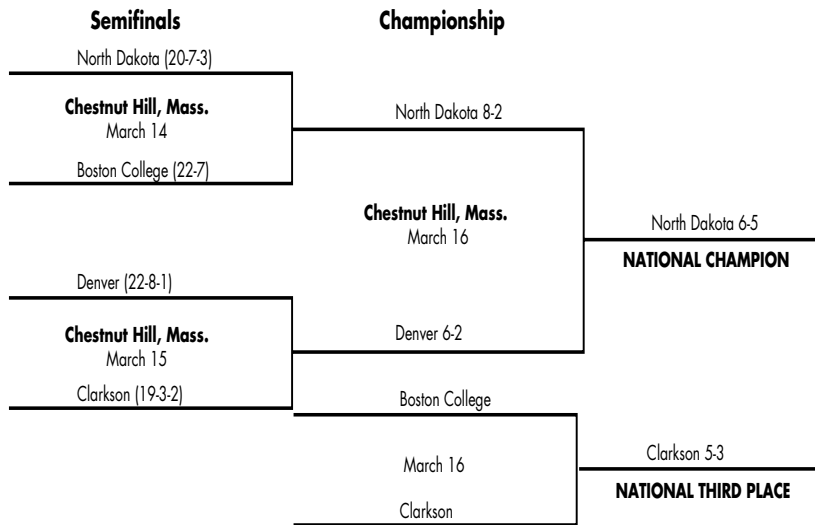
1961 Championship Bracket



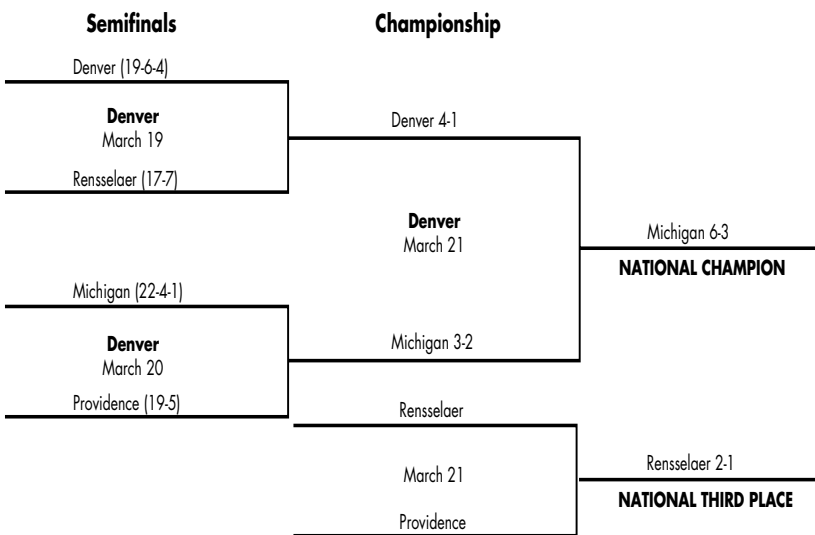
1962 Championship Bracket



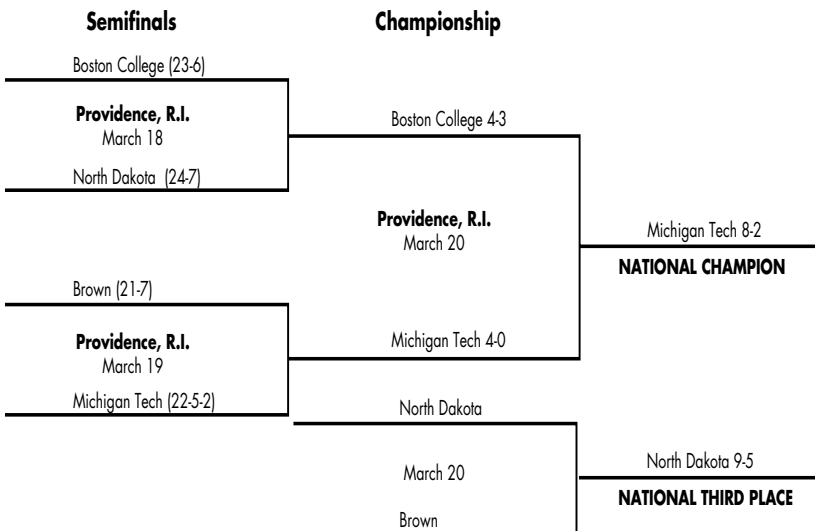
1963 Championship Bracket



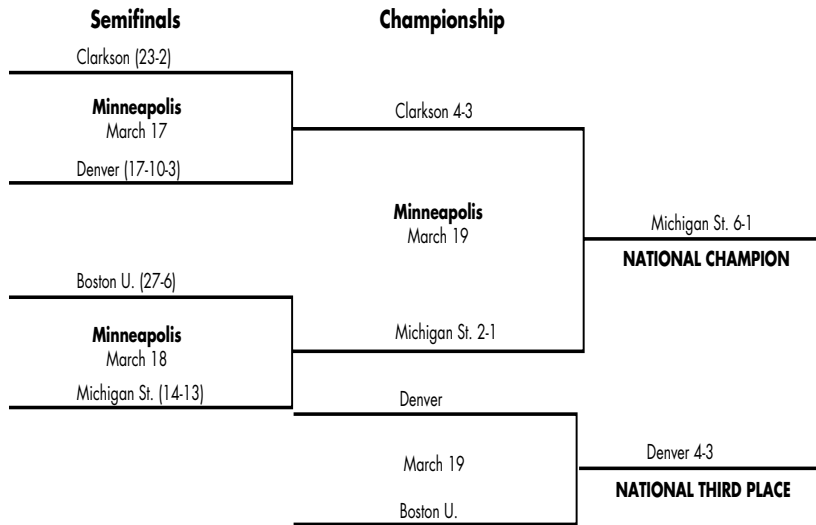
1964 Championship Bracket



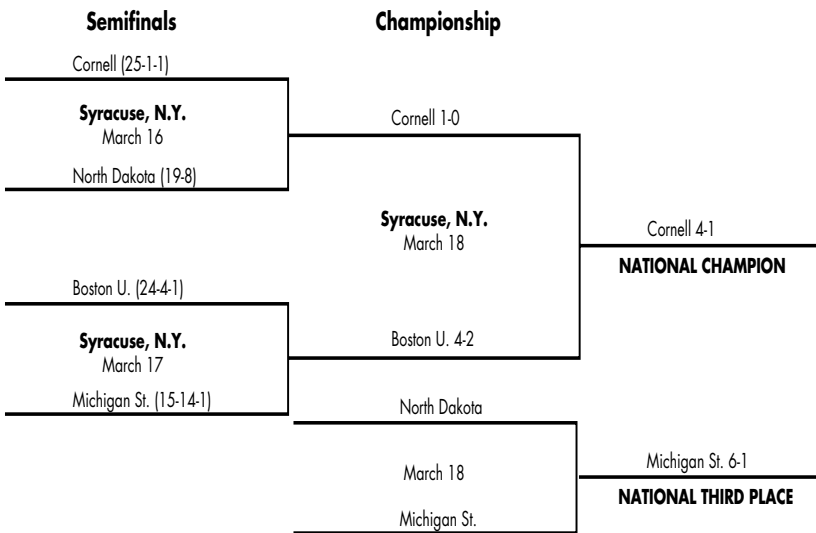
1965 Championship Bracket



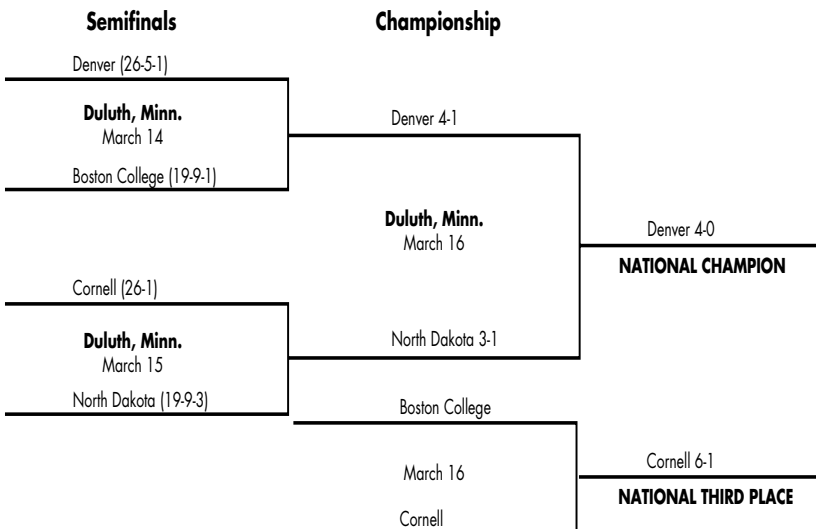
1966 Championship Bracket



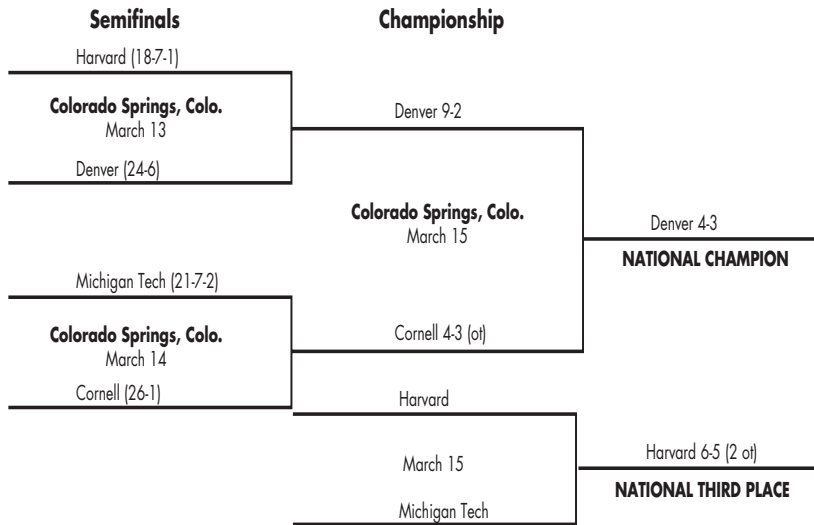
1967 Championship Bracket



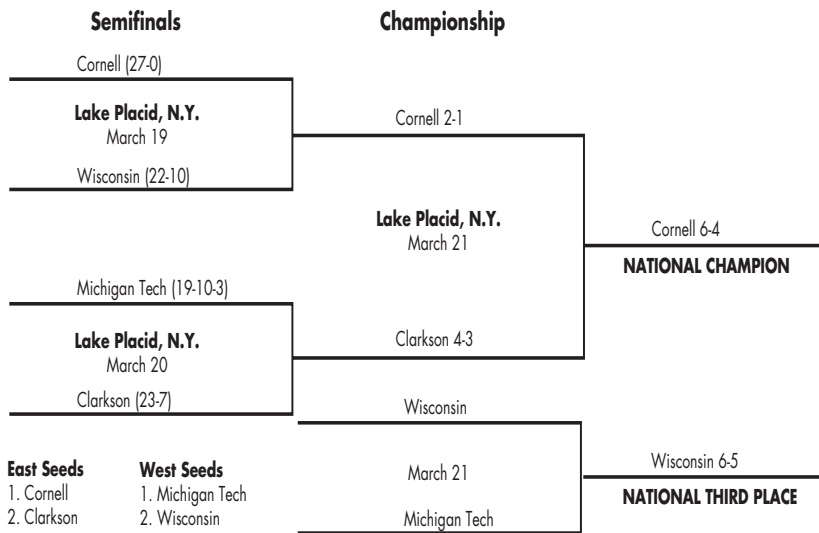
1968 Championship Bracket



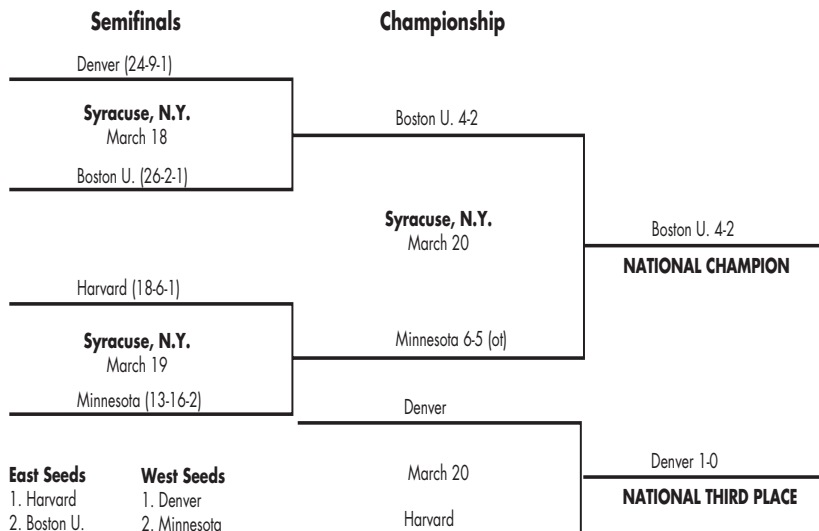
1969 Championship Bracket



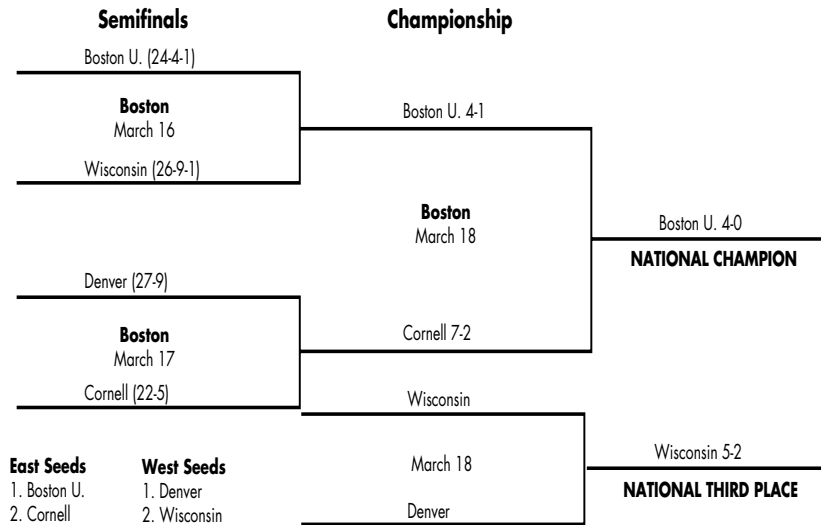
1970 Championship Bracket



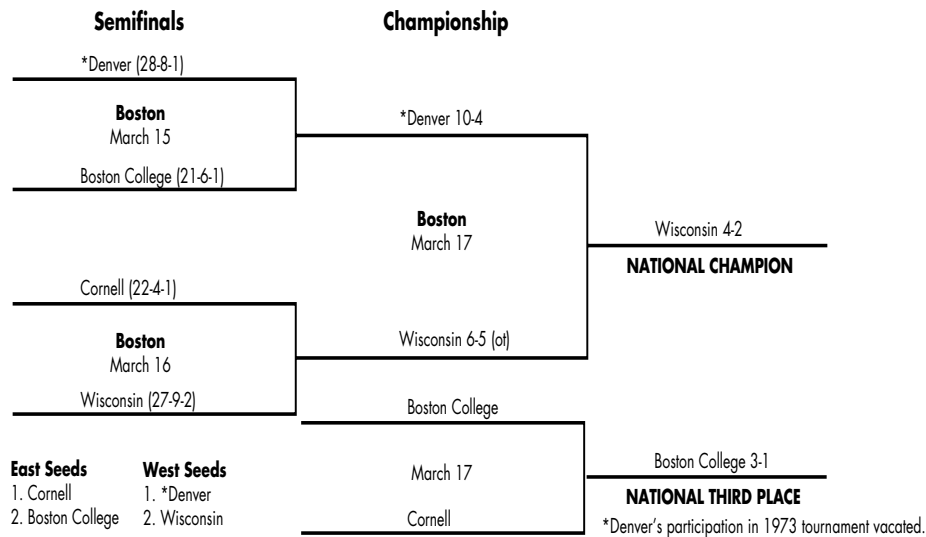
1971 Championship Bracket



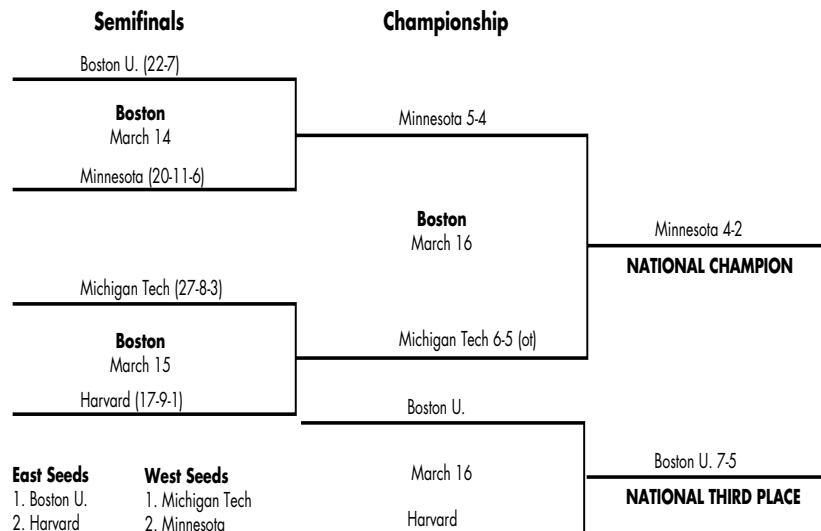
1972 Championship Bracket



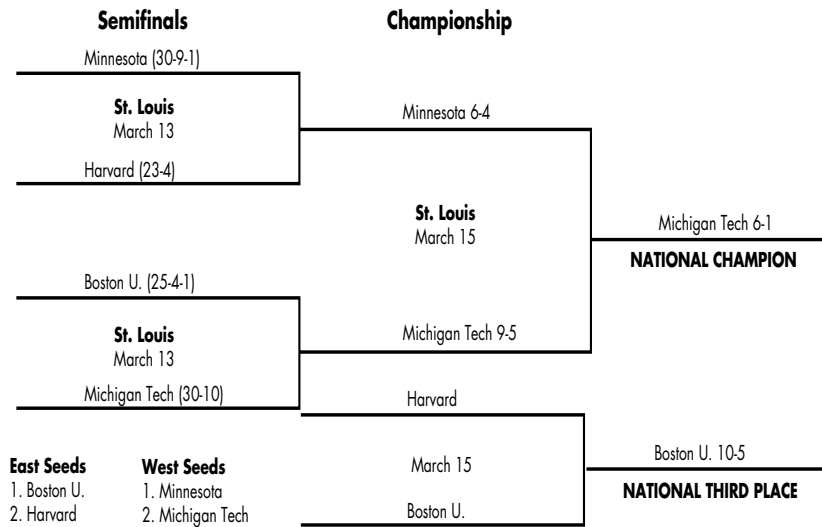
1973 Championship Bracket



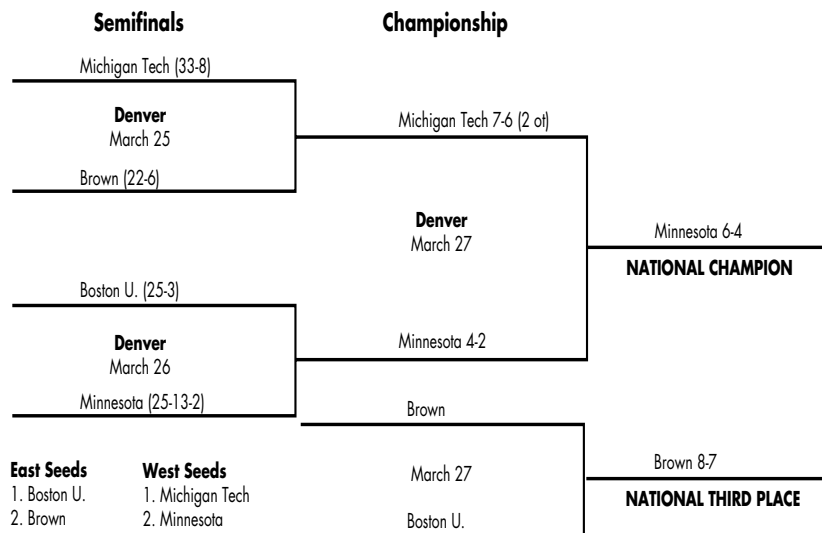
1974 Championship Bracket



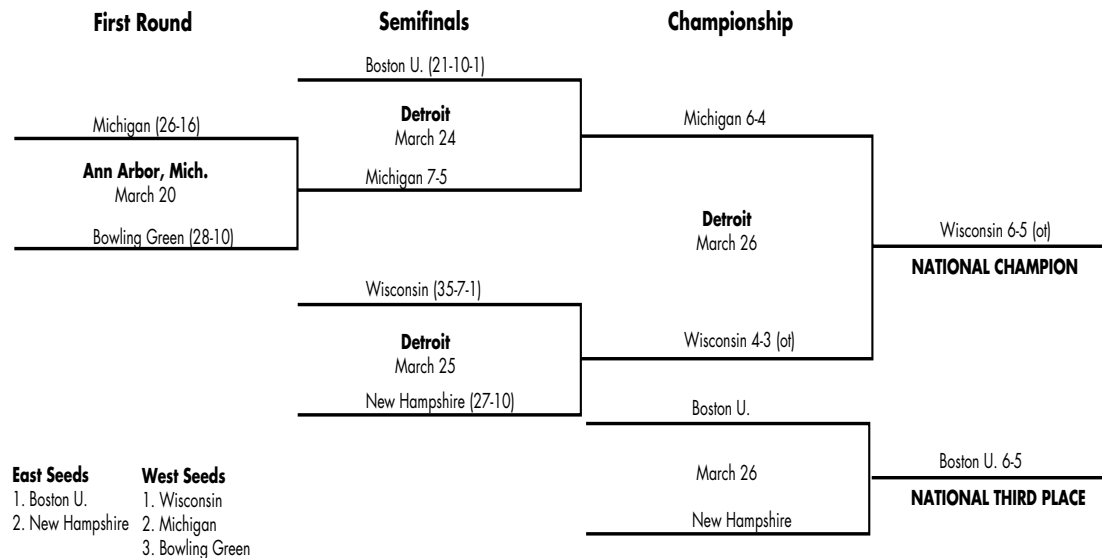
1975 Championship Bracket



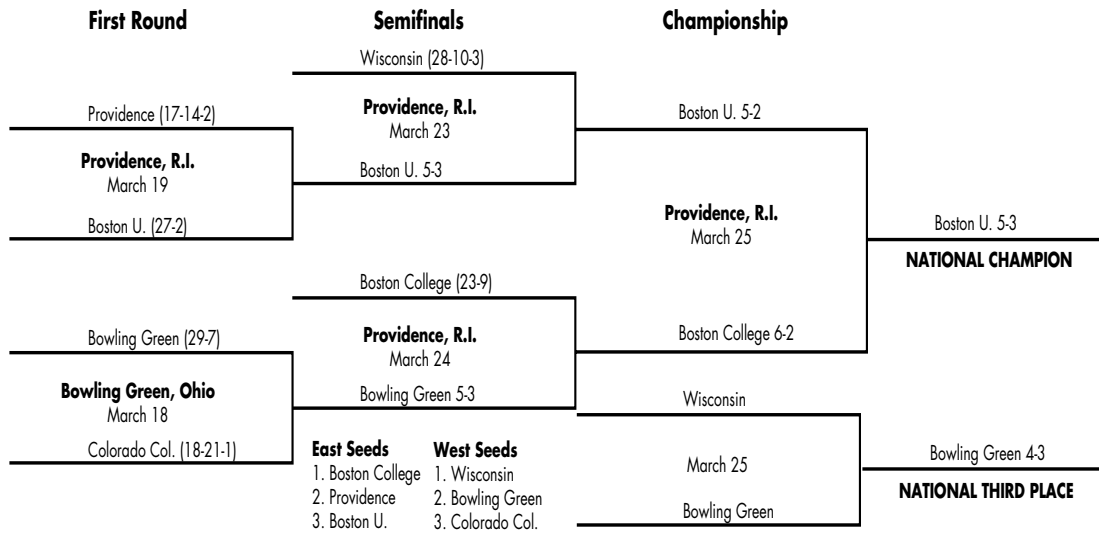
1976 Championship Bracket



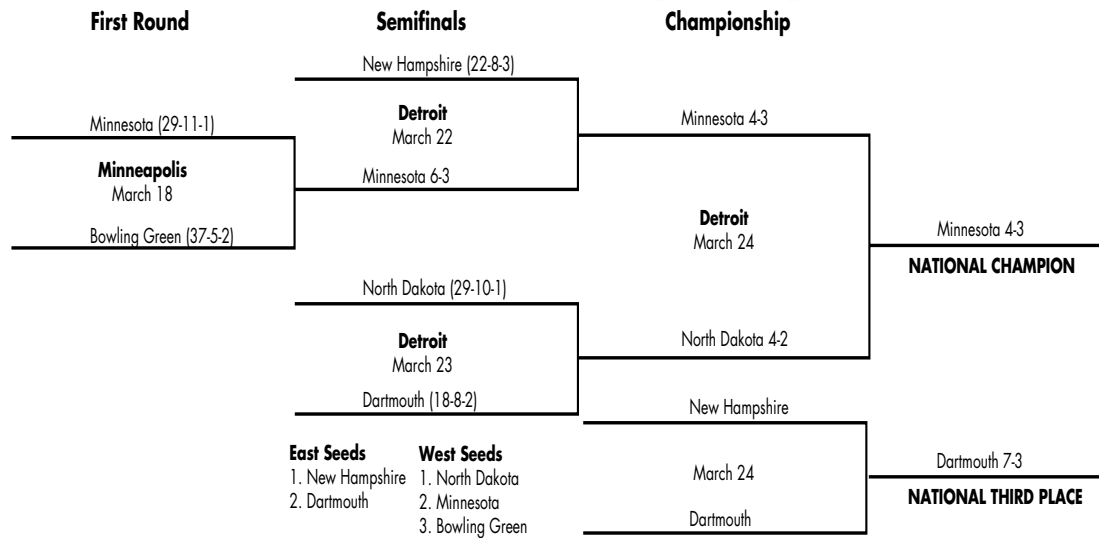
1977 Championship Bracket



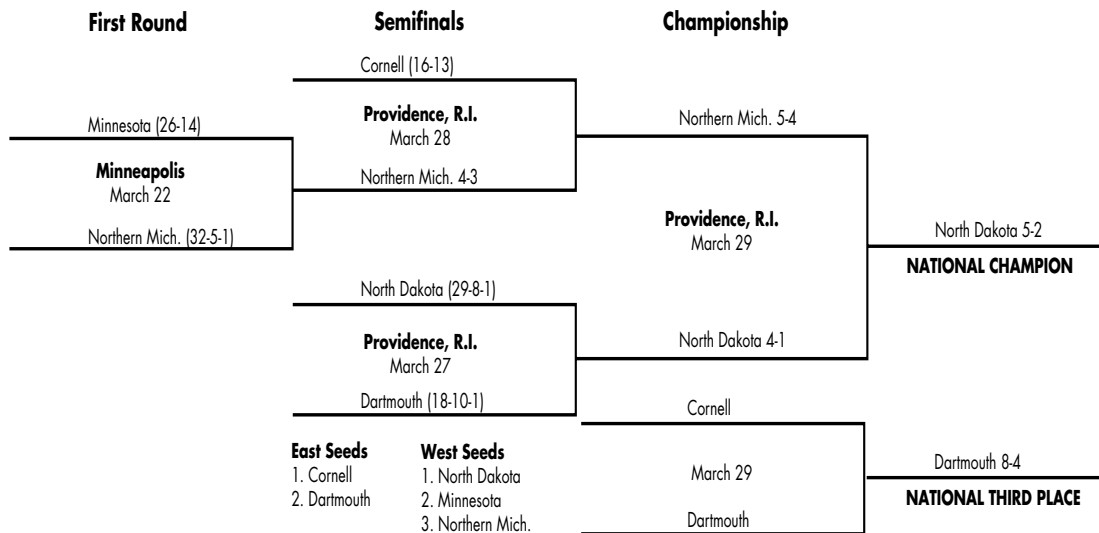
1978 Championship Bracket



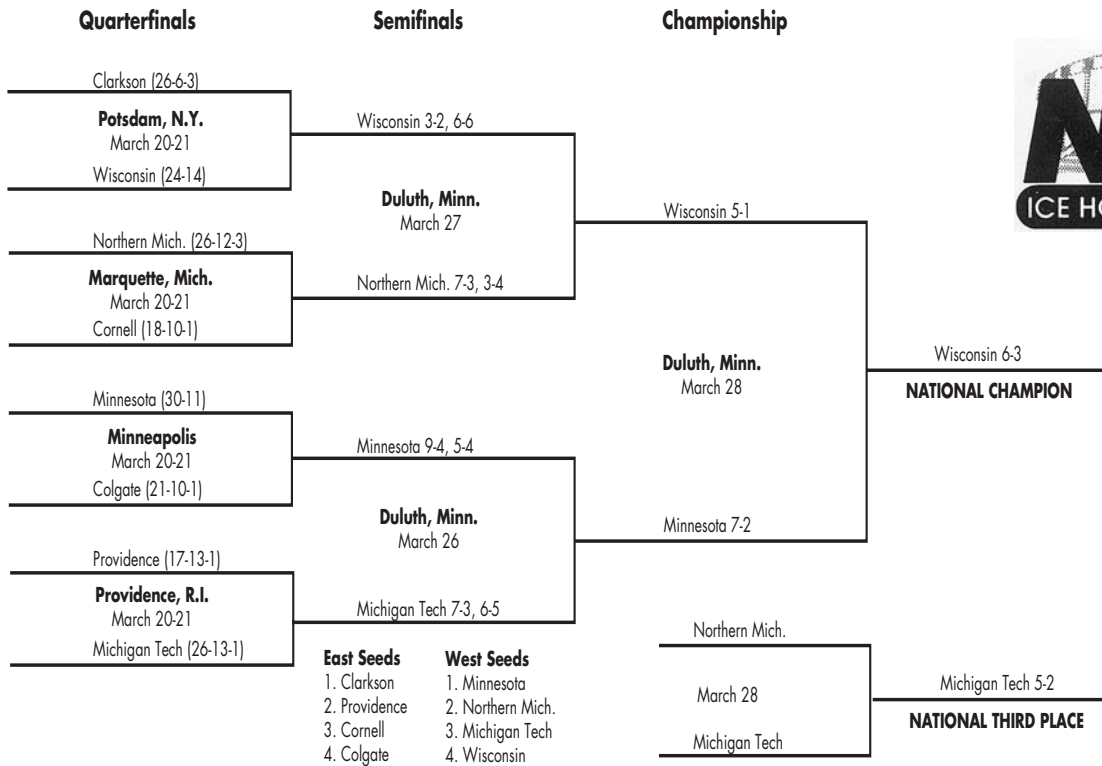

1979 Championship Bracket



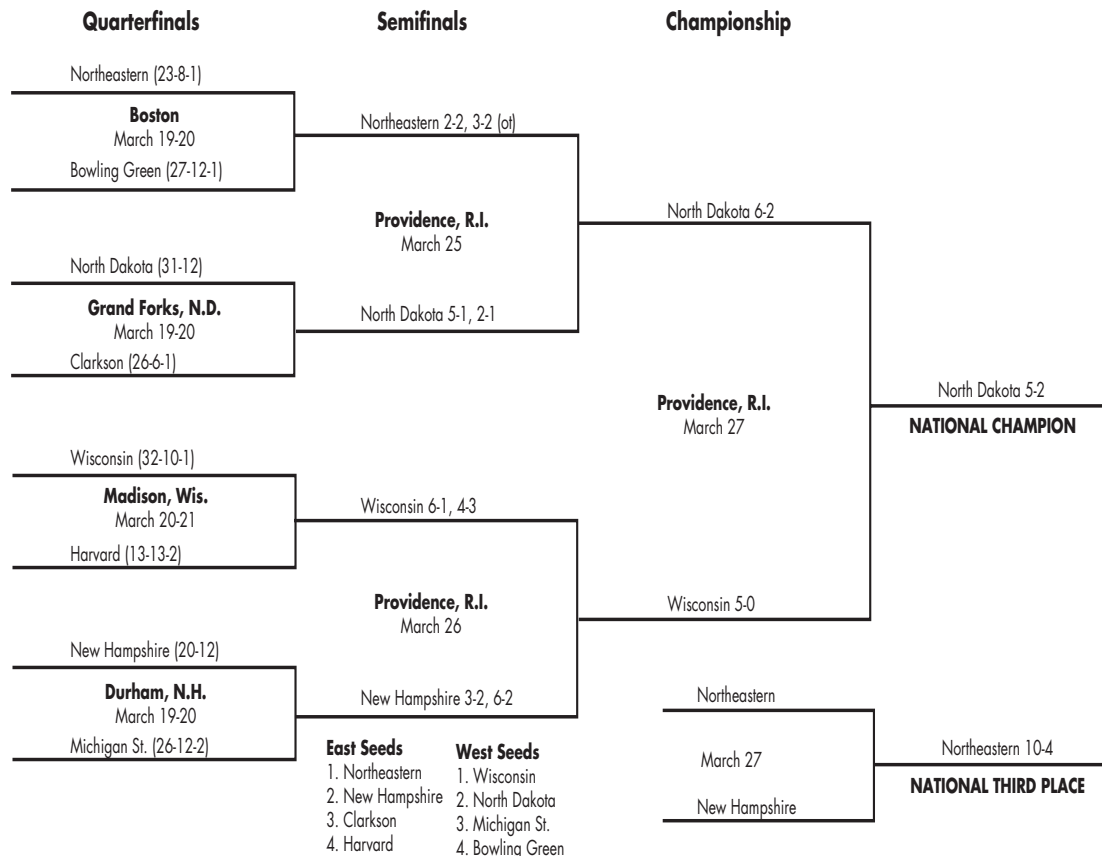
1980 Championship Bracket



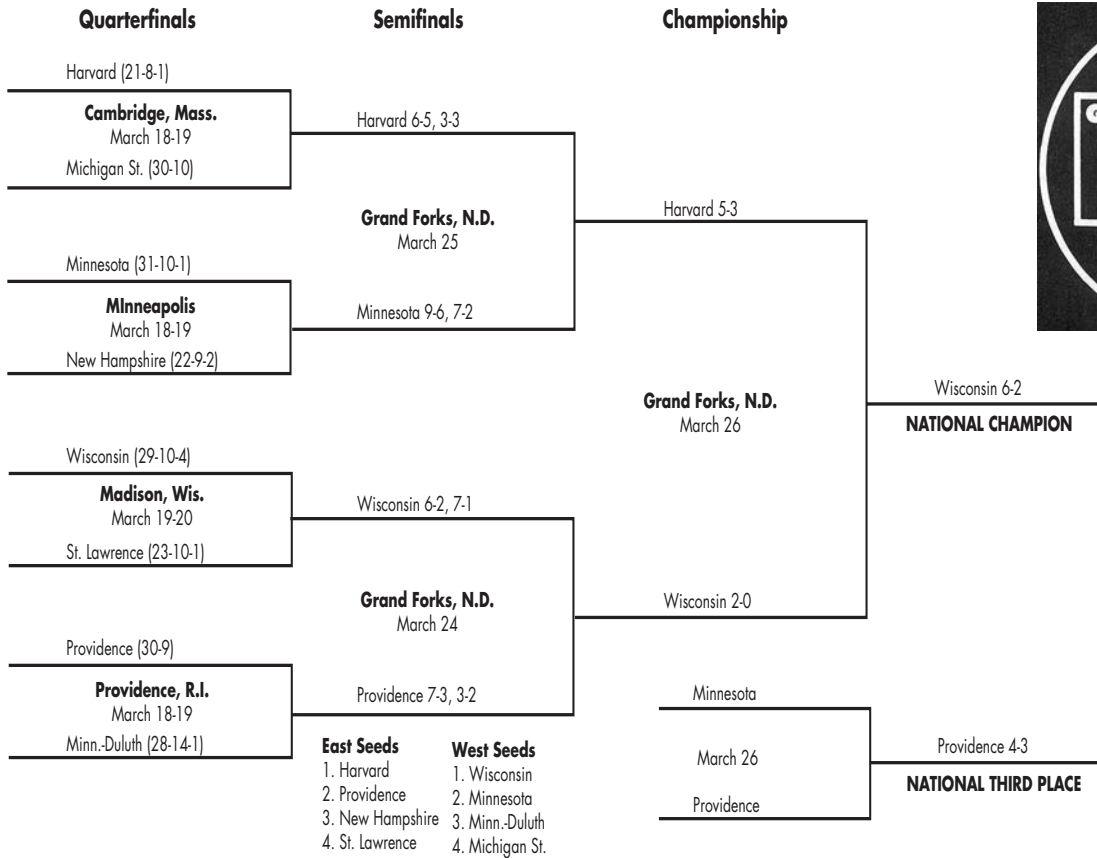
1981 Championship Bracket



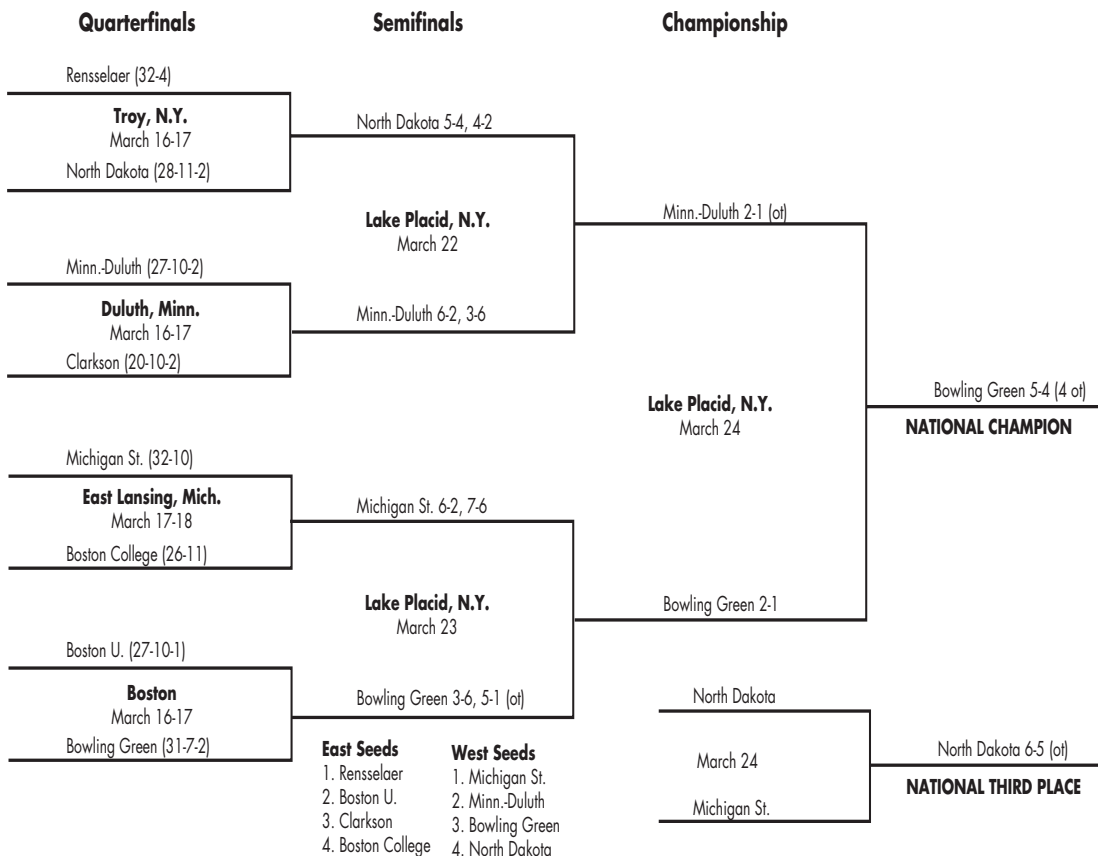
1982 Championship Bracket



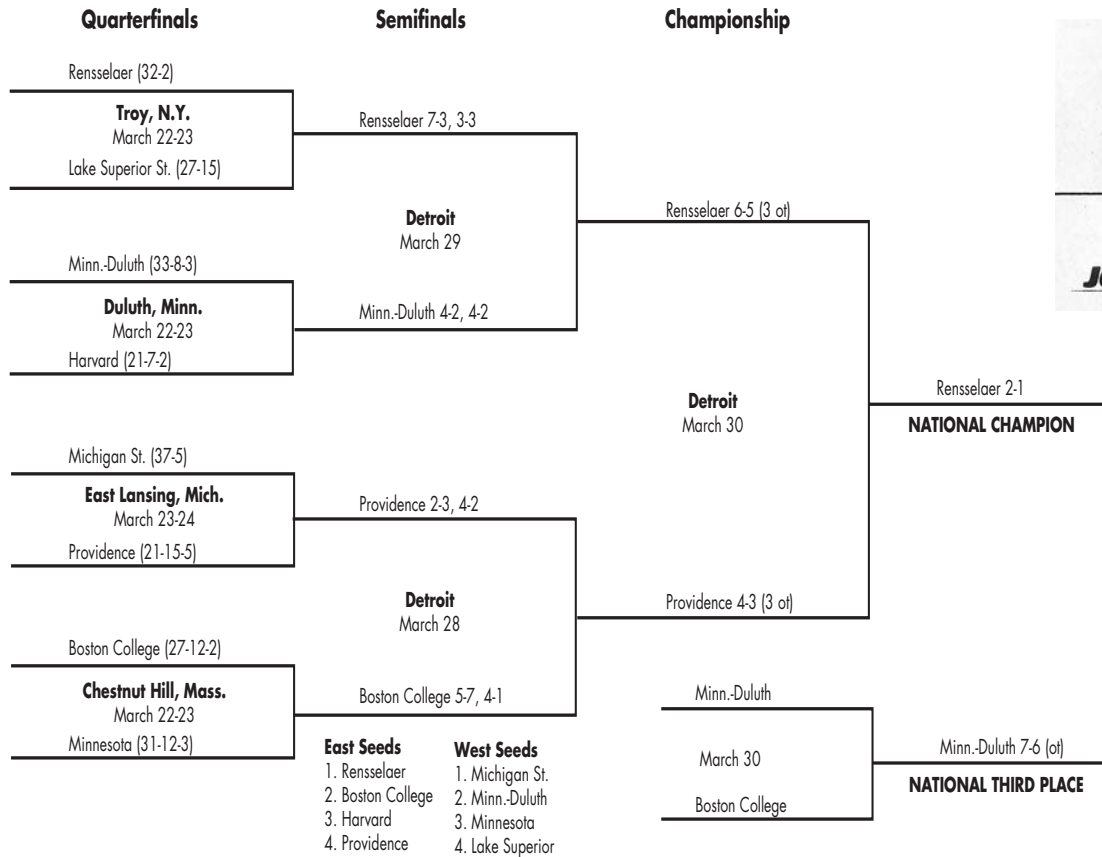
1983 Championship Bracket




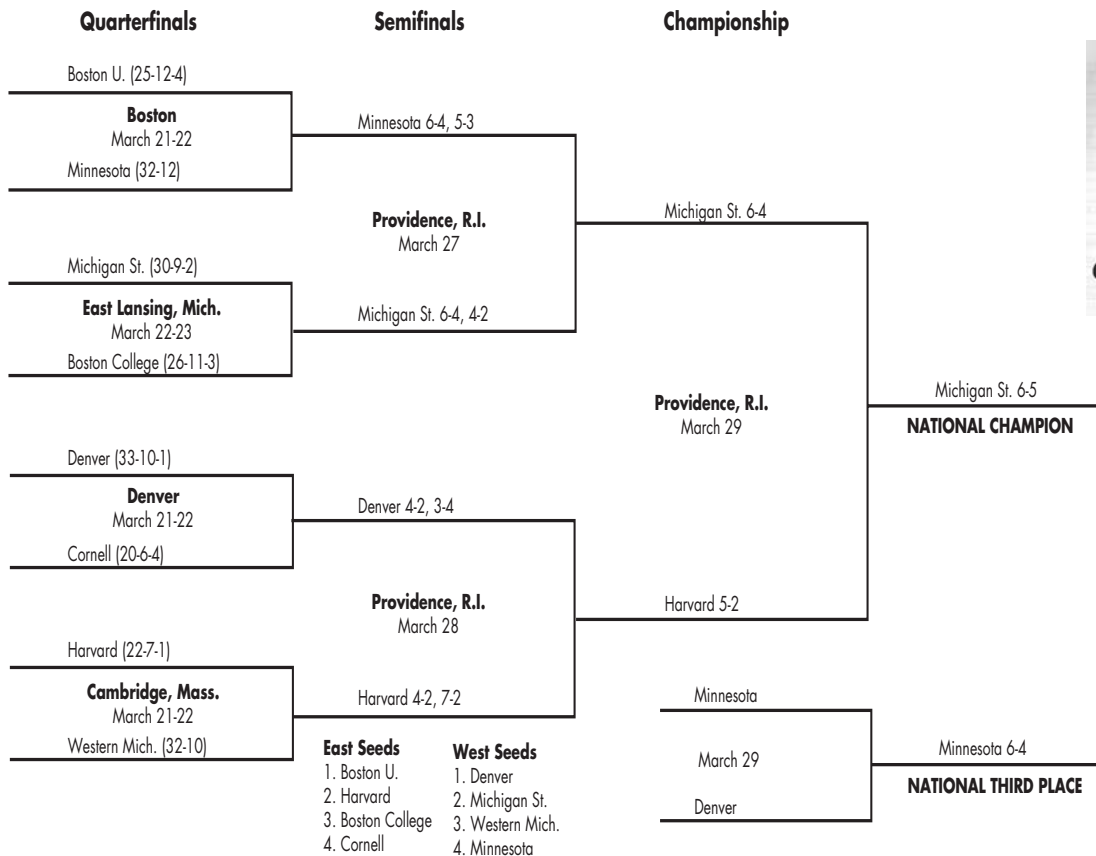
1984 Championship Bracket



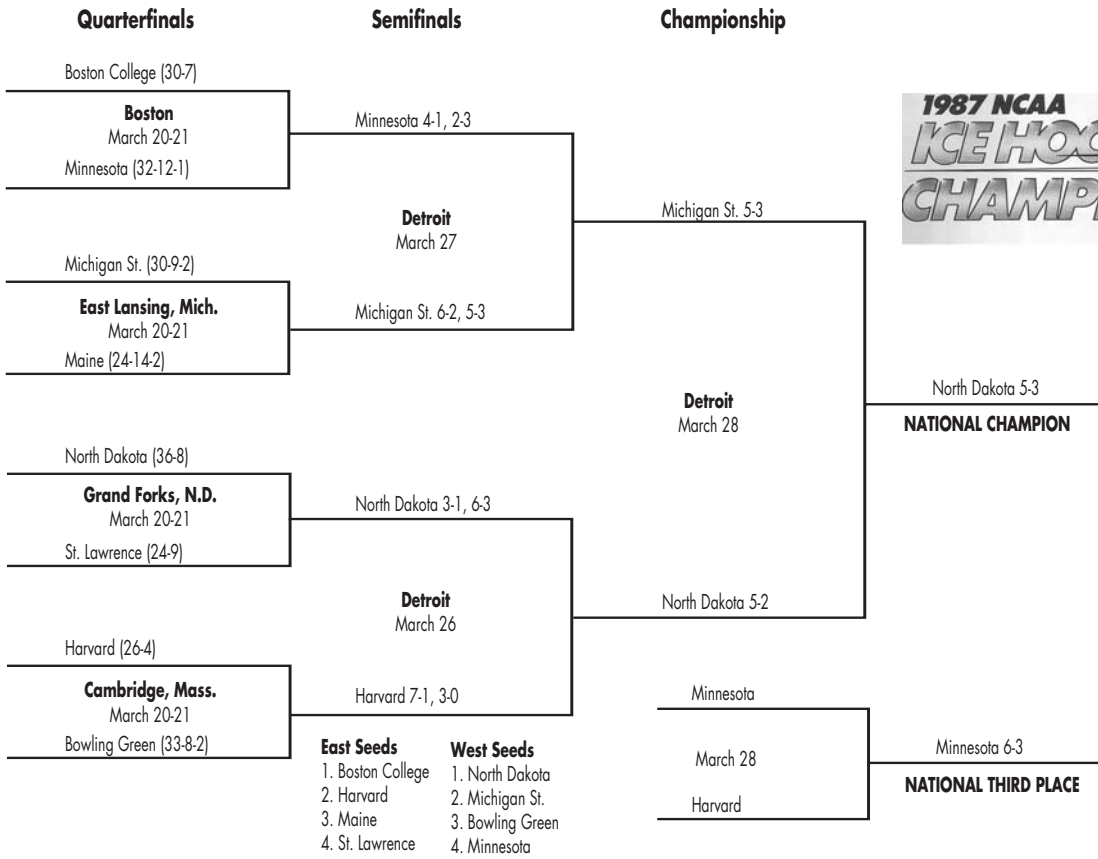
1985 Championship Bracket




1986 Championship Bracket



1987 Championship Bracket

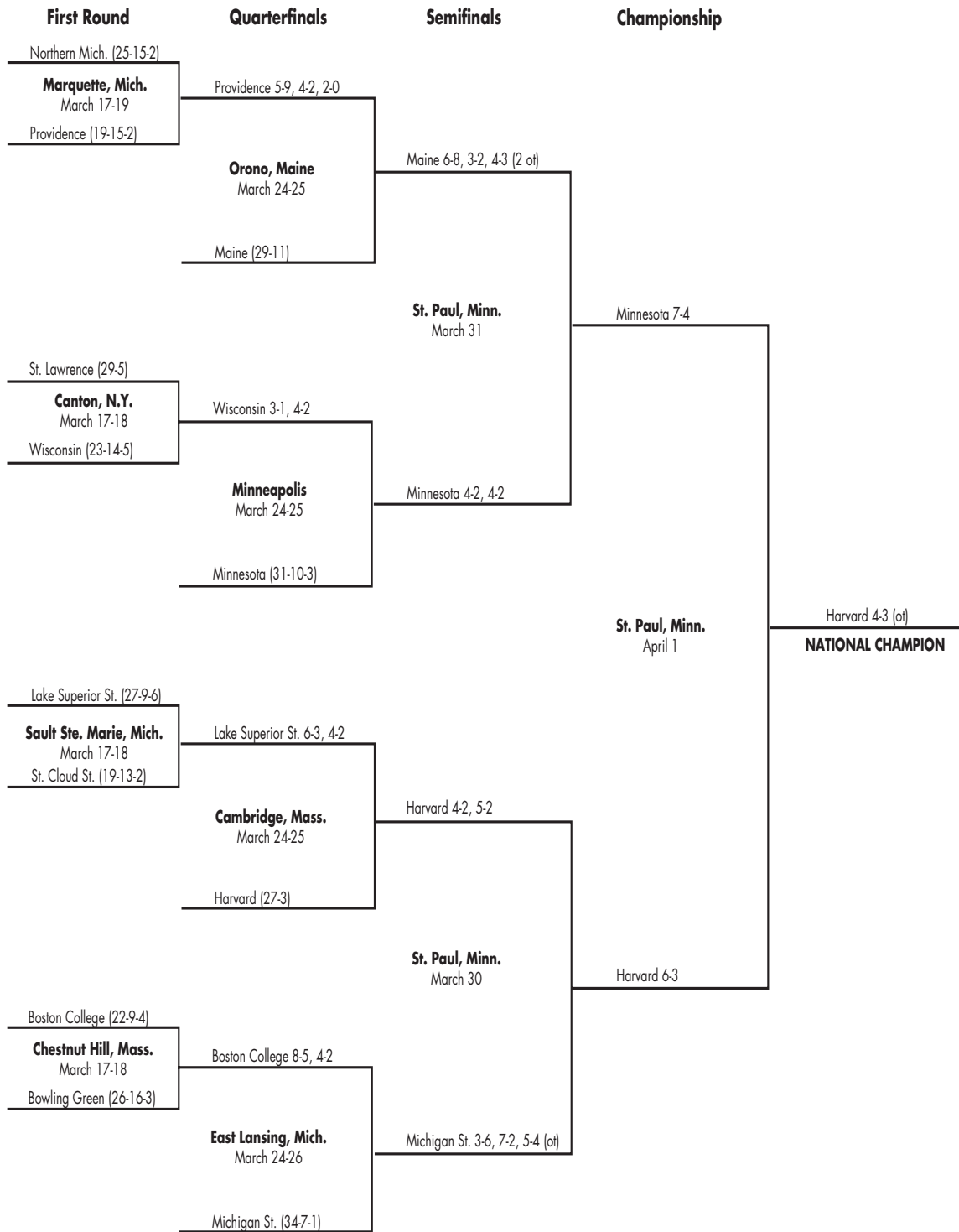


1988 Championship Bracket




- | | |
|-------------------|----------------------|
| East Seeds | West Seeds |
| 1. Maine | 1. Minnesota |
| 2. St. Lawrence | 2. Lake Superior St. |
| 3. Northeastern | 3. Wisconsin |
| 4. Harvard | 4. Bowling Green |
| 5. Vermont | 5. Michigan St. |
| 6. Mass.-Lowell | 6. Merrimack |

1989 Championship Bracket




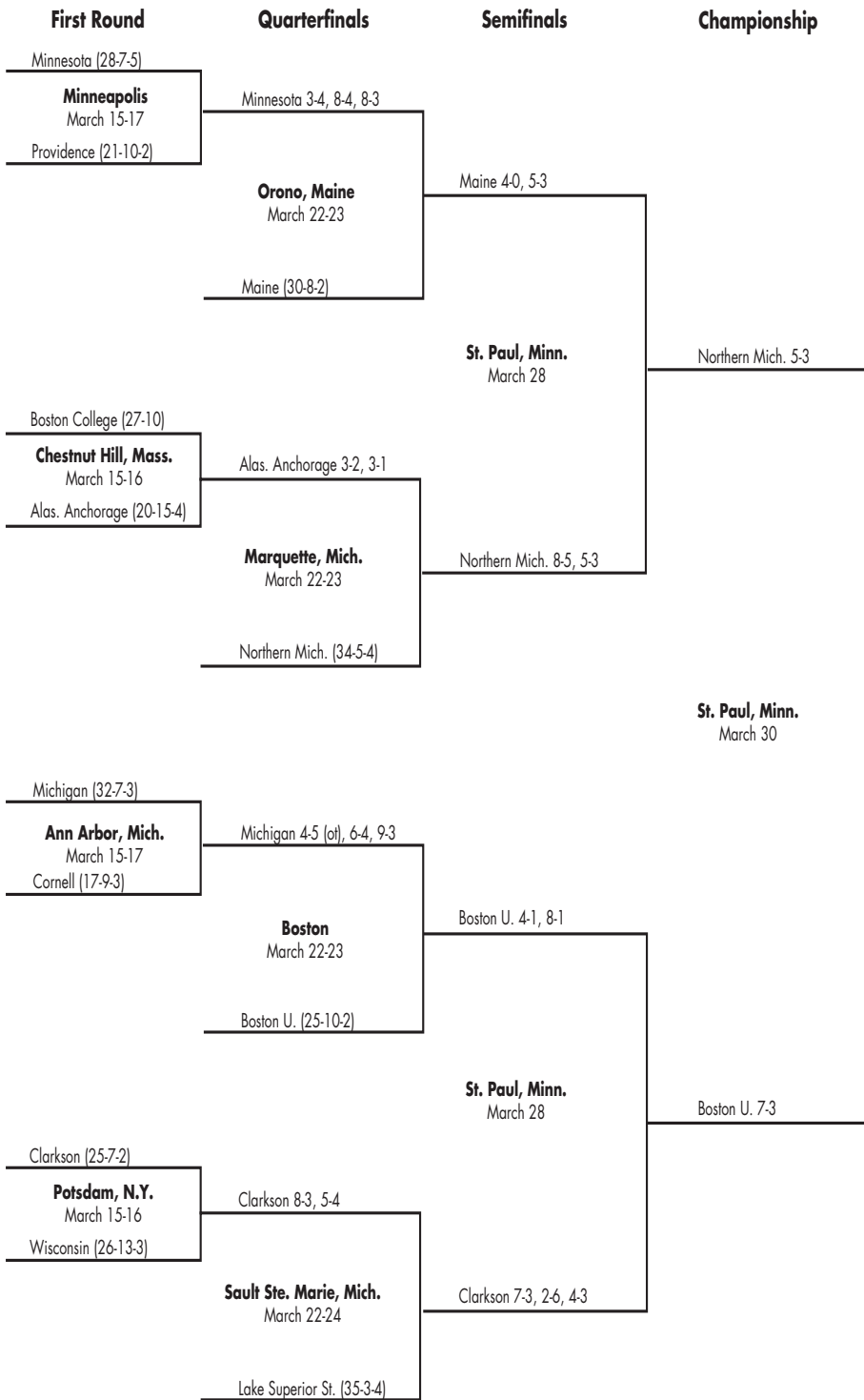
- | | |
|-------------------|----------------------|
| East Seeds | West Seeds |
| 1. Maine | 1. Michigan St. |
| 2. Harvard | 2. Minnesota |
| 3. St. Lawrence | 3. Lake Superior St. |
| 4. Boston College | 4. Northern Mich. |
| 5. Providence | 5. Bowling Green |
| 6. St. Cloud St. | 6. Wisconsin |

1990 Championship Bracket




- | | |
|--------------------|----------------------|
| East Seeds | West Seeds |
| 1. Boston College | 1. Michigan St. |
| 2. Colgate | 2. Wisconsin |
| 3. Maine | 3. Lake Superior St. |
| 4. Boston U. | 4. Minnesota |
| 5. Clarkson | 5. North Dakota |
| 6. Alas. Anchorage | 6. Bowling Green |

1991 Championship Bracket



- | | |
|-------------------|----------------------|
| East Seeds | West Seeds |
| 1. Maine | 1. Lake Superior St. |
| 2. Boston U. | 2. Northern Mich. |
| 3. Boston College | 3. Michigan |
| 4. Clarkson | 4. Minnesota |
| 5. Providence | 5. Wisconsin |
| 6. Cornell | 6. Alas. Anchorage |

1992 Championship Bracket



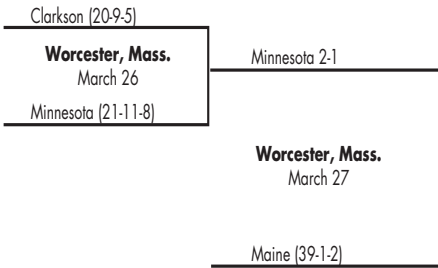
- | | |
|-------------------|----------------------|
| East Seeds | West Seeds |
| 1. Maine | 1. Michigan |
| 2. St. Lawrence | 2. Minnesota |
| 3. New Hampshire | 3. Lake Superior St. |
| 4. Boston U. | 4. Northern Mich. |
| 5. Michigan St. | 5. Clarkson |
| 6. *Wisconsin | 6. Alas. Anchorage |

*Wisconsin's participation in 1992 tournament vacated.

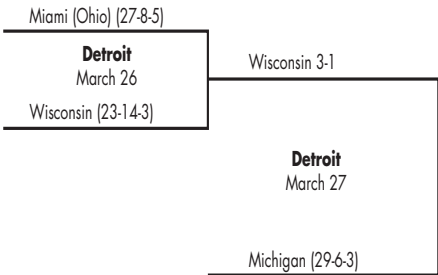
1993 Championship Bracket

First Round Second Round Semifinals Championship

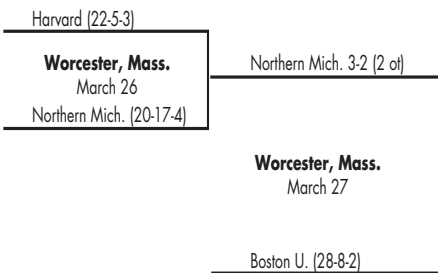
EAST REGIONAL



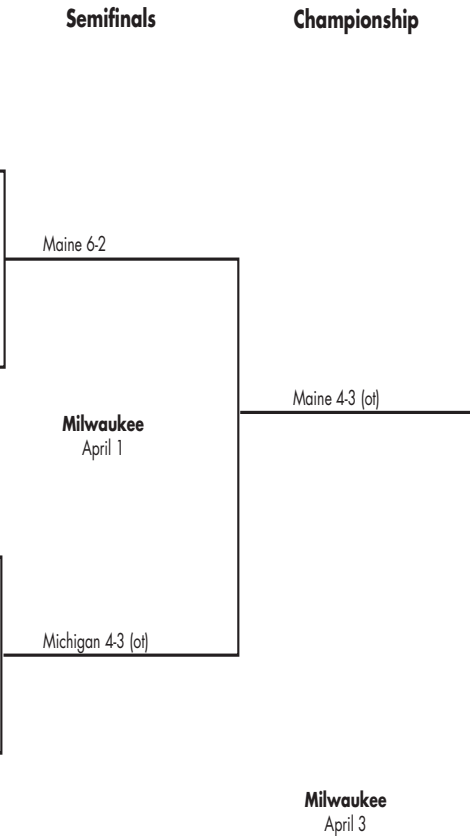
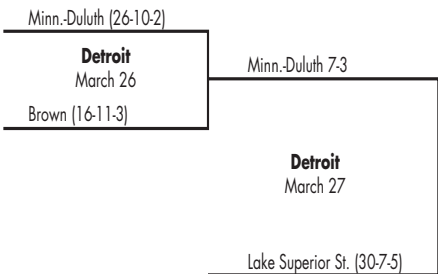
WEST REGIONAL



EAST REGIONAL



WEST REGIONAL



East Seeds

1. Maine
2. Boston U.
3. Harvard
4. Clarkson
5. Minnesota
6. Northern Mich.

West Seeds

1. Lake Superior St.
2. Michigan
3. Miami (Ohio)
4. Minn.-Duluth
5. Brown
6. Wisconsin

1994 Championship Bracket

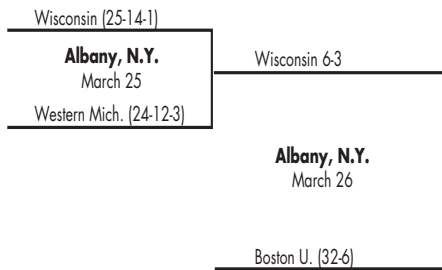
First Round

Second Round

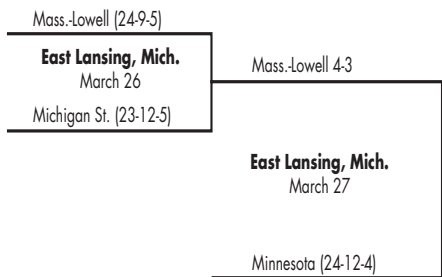
Semifinals

Championship

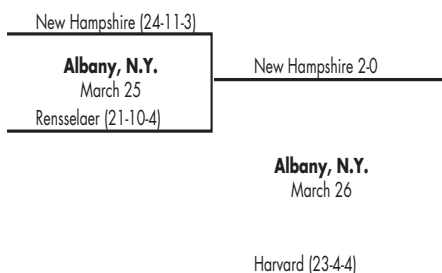
EAST REGIONAL



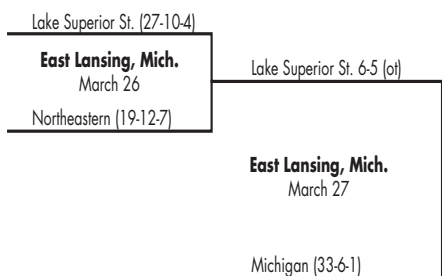
WEST REGIONAL



EAST REGIONAL



WEST REGIONAL



Boston U. 4-1

St. Paul, Minn.
 March 31

Minnesota 2-1 (2 ot)

Boston U. 4-1

St. Paul, Minn.
 April 2

Lake Superior St. 9-1

NATIONAL CHAMPION

Harvard 7-1

St. Paul, Minn.
 March 31

Lake Superior St. 5-4 (ot)

Lake Superior St. 3-2 (ot)



East Seeds

- 1. Boston U.
- 2. Harvard
- 3. New Hampshire
- 4. Wisconsin
- 5. Western Mich.
- 6. Rensselaer

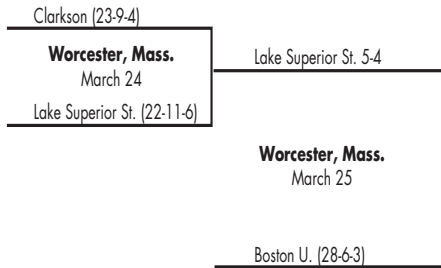
West Seeds

- 1. Michigan
- 2. Minnesota
- 3. Mass.-Lowell
- 4. Lake Superior St.
- 5. Northeastern
- 6. Michigan St.

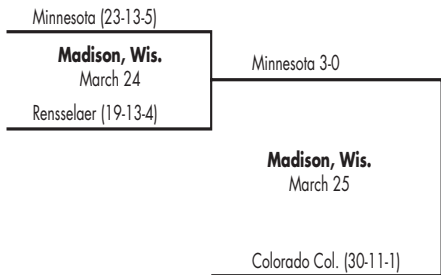
1995 Championship Bracket

First Round Second Round Semifinals Championship

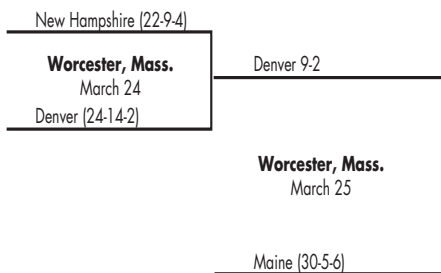
EAST REGIONAL



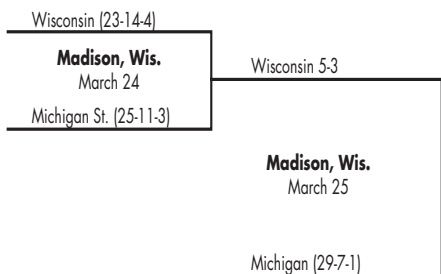
WEST REGIONAL




EAST REGIONAL




WEST REGIONAL



Semifinals



Semifinals



Championship



Boston U. 6-2
NATIONAL CHAMPION

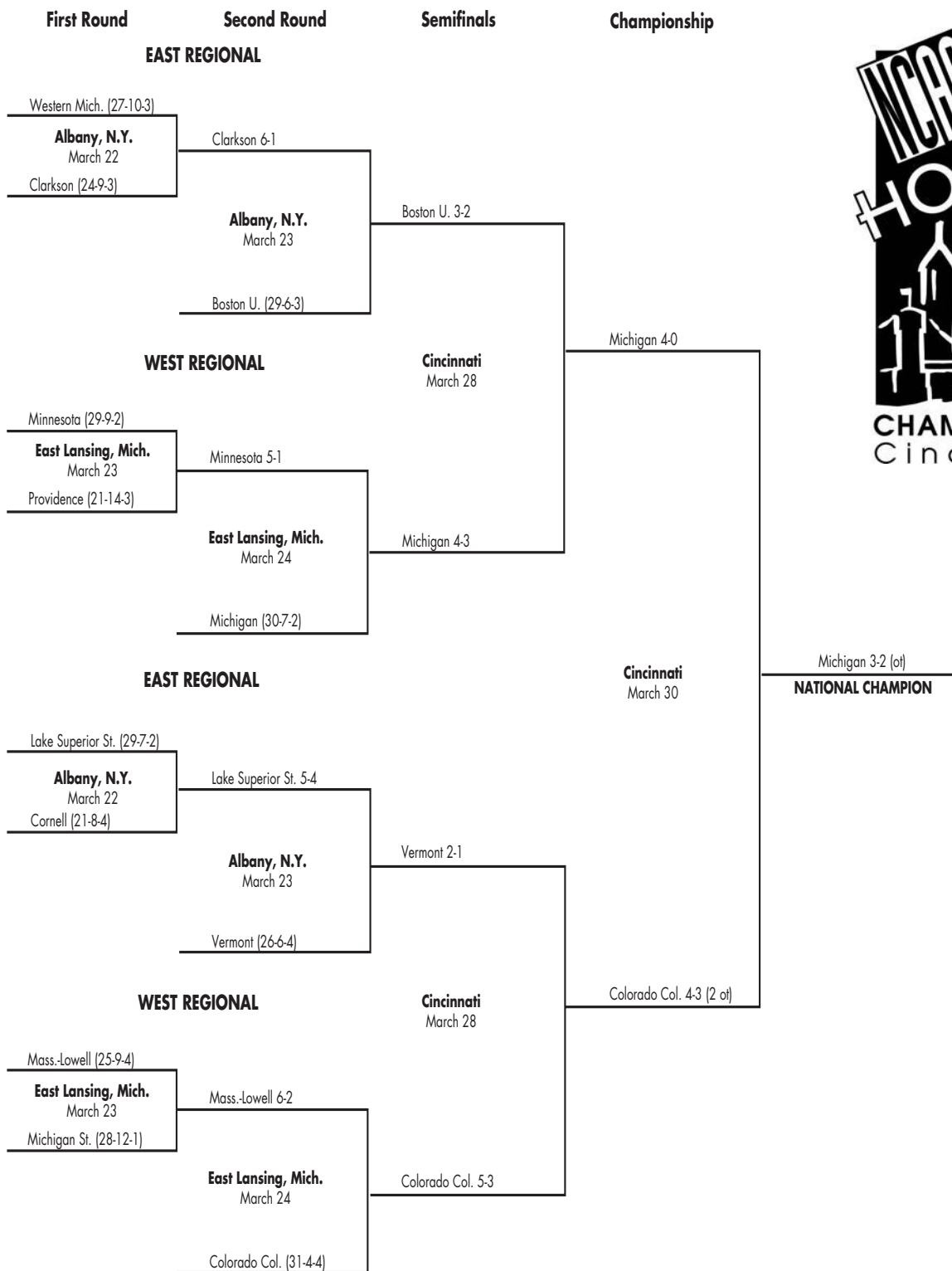
East Seeds

1. Boston U.
2. Maine
3. New Hampshire
4. Clarkson
5. Lake Superior St.
6. Denver

West Seeds

1. Michigan
2. Colorado Col.
3. Minnesota
4. Wisconsin
5. Michigan St.
6. Rensselaer

1996 Championship Bracket



- East Seeds**
1. Boston U.
 2. Vermont
 3. Lake Superior St.
 4. Western Mich.
 5. Clarkson
 6. Cornell
- West Seeds**
1. Colorado Col.
 2. Michigan
 3. Minnesota
 4. Mass.-Lowell
 5. Michigan St.
 6. Providence

1997 Championship Bracket



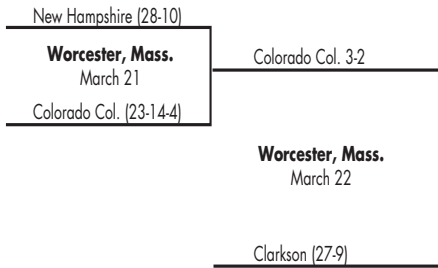
First Round

Second Round

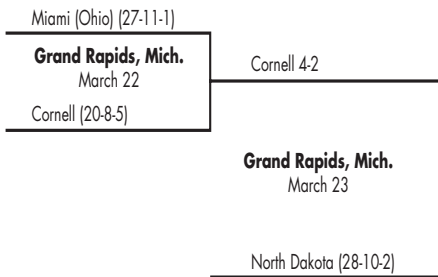
Semifinals

Championship

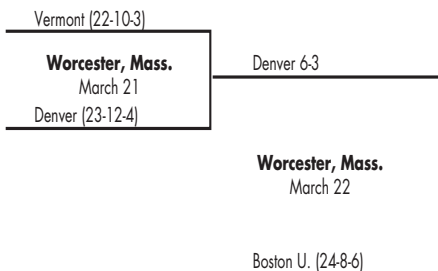
EAST REGIONAL



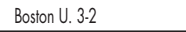
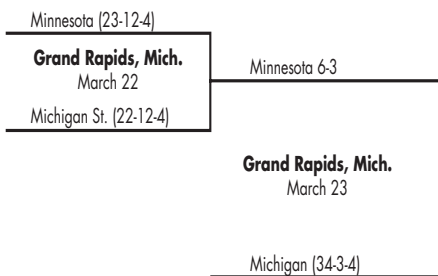
WEST REGIONAL



EAST REGIONAL



WEST REGIONAL



NATIONAL CHAMPION

East Seeds

1. Clarkson
2. Boston U.
3. Vermont
4. New Hampshire
5. Colorado Col.
6. Denver

West Seeds

1. Michigan
2. North Dakota
3. Miami (Ohio)
4. Minnesota
5. Michigan St.
6. Cornell

1998 Championship Bracket

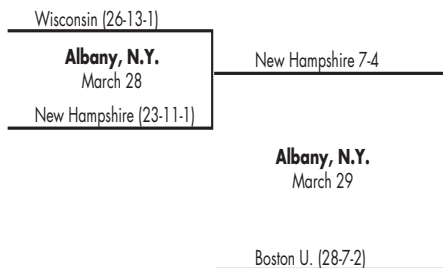
First Round

Second Round

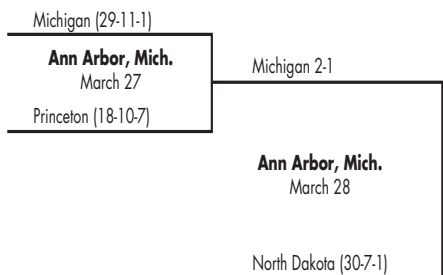
Semifinals

Championship

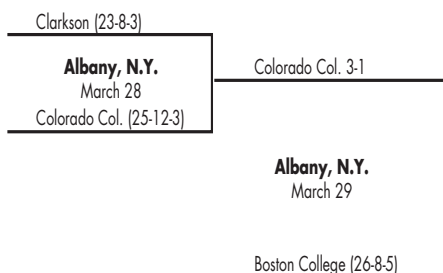
EAST REGIONAL



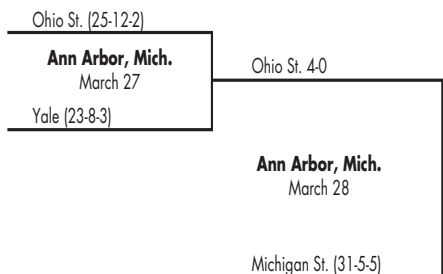
WEST REGIONAL



EAST REGIONAL



WEST REGIONAL



New Hampshire 4-3 (ot)

Boston
 April 2

Michigan 4-3

Michigan 4-0

Boston
 April 4



Michigan 3-2 (ot)
NATIONAL CHAMPION

East Seeds

- 1. Boston U.
- 2. Boston College
- 3. Clarkson
- 4. Wisconsin
- 5. New Hampshire
- 6. Colorado Col.

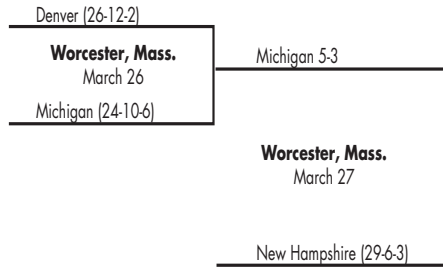
West Seeds

- 1. Michigan St.
- 2. North Dakota
- 3. Michigan
- 4. Ohio St.
- 5. Yale
- 6. Princeton

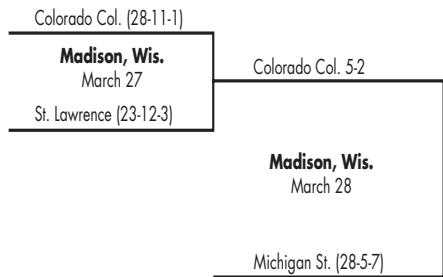
1999 Championship Bracket

First Round Second Round Semifinals Championship

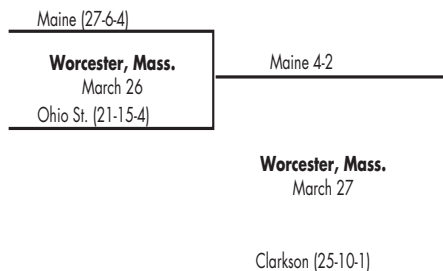
EAST REGIONAL



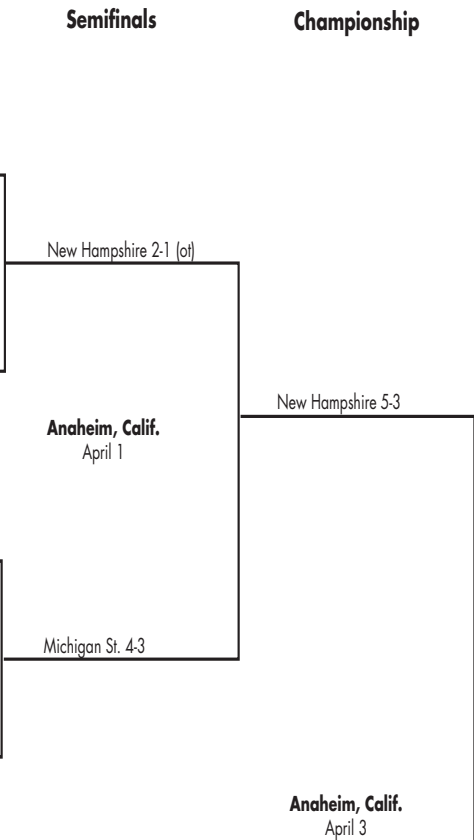
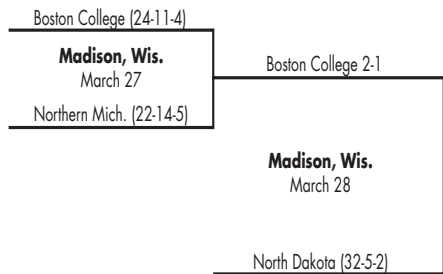
WEST REGIONAL



EAST REGIONAL



WEST REGIONAL



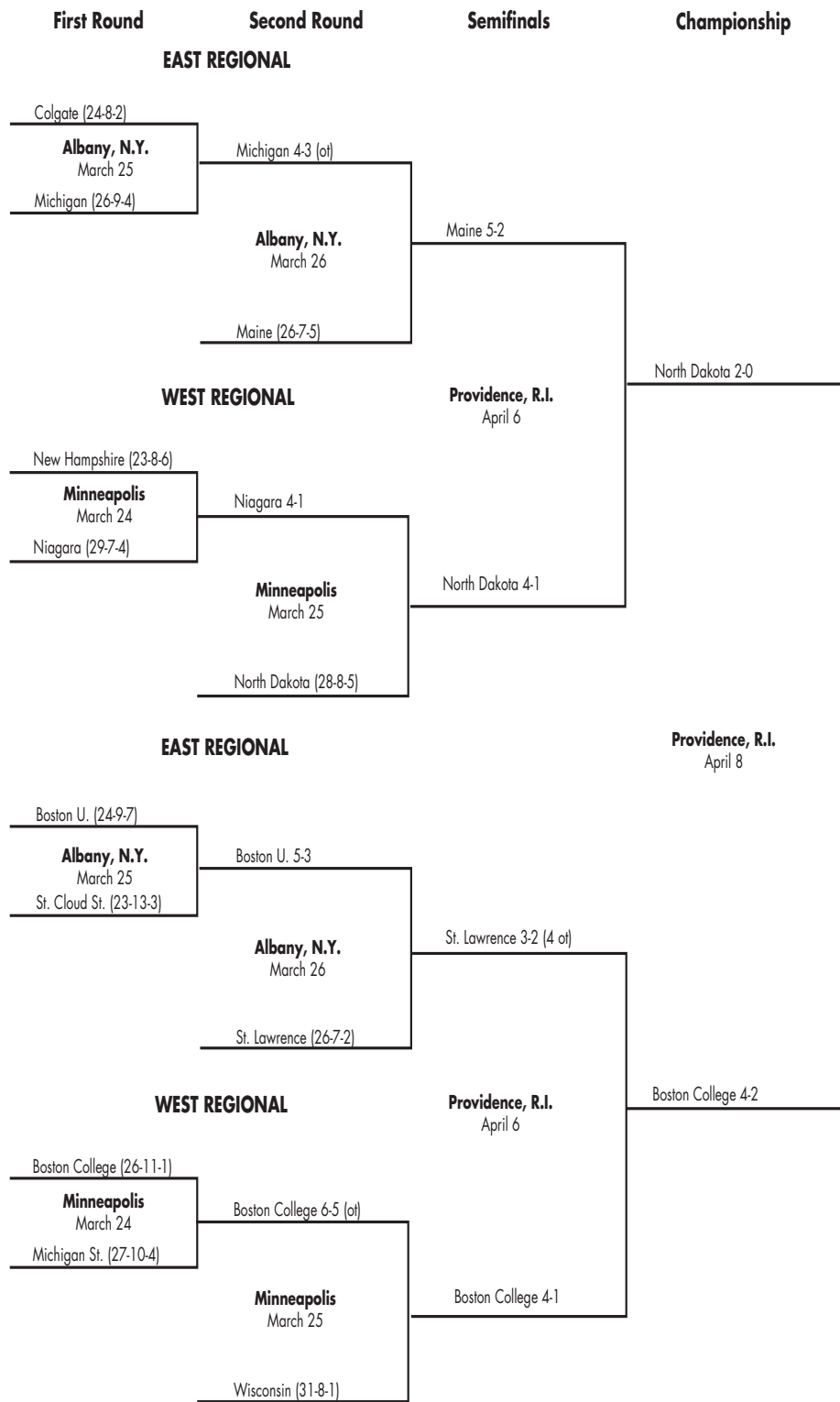
East Seeds

1. New Hampshire
2. Clarkson
3. Maine
4. Denver
5. Michigan
6. Ohio St.

West Seeds

1. North Dakota
2. Michigan St.
3. Colorado Col.
4. Boston College
5. Northern Mich.
6. St. Lawrence

2000 Championship Bracket



- East Seeds**
1. Maine
 2. St. Lawrence
 3. Boston U.
 4. Colgate
 5. Michigan
 6. St. Cloud St.

- West Seeds**
1. Wisconsin
 2. North Dakota
 3. New Hampshire
 4. Boston College
 5. Michigan St.
 6. Niagara

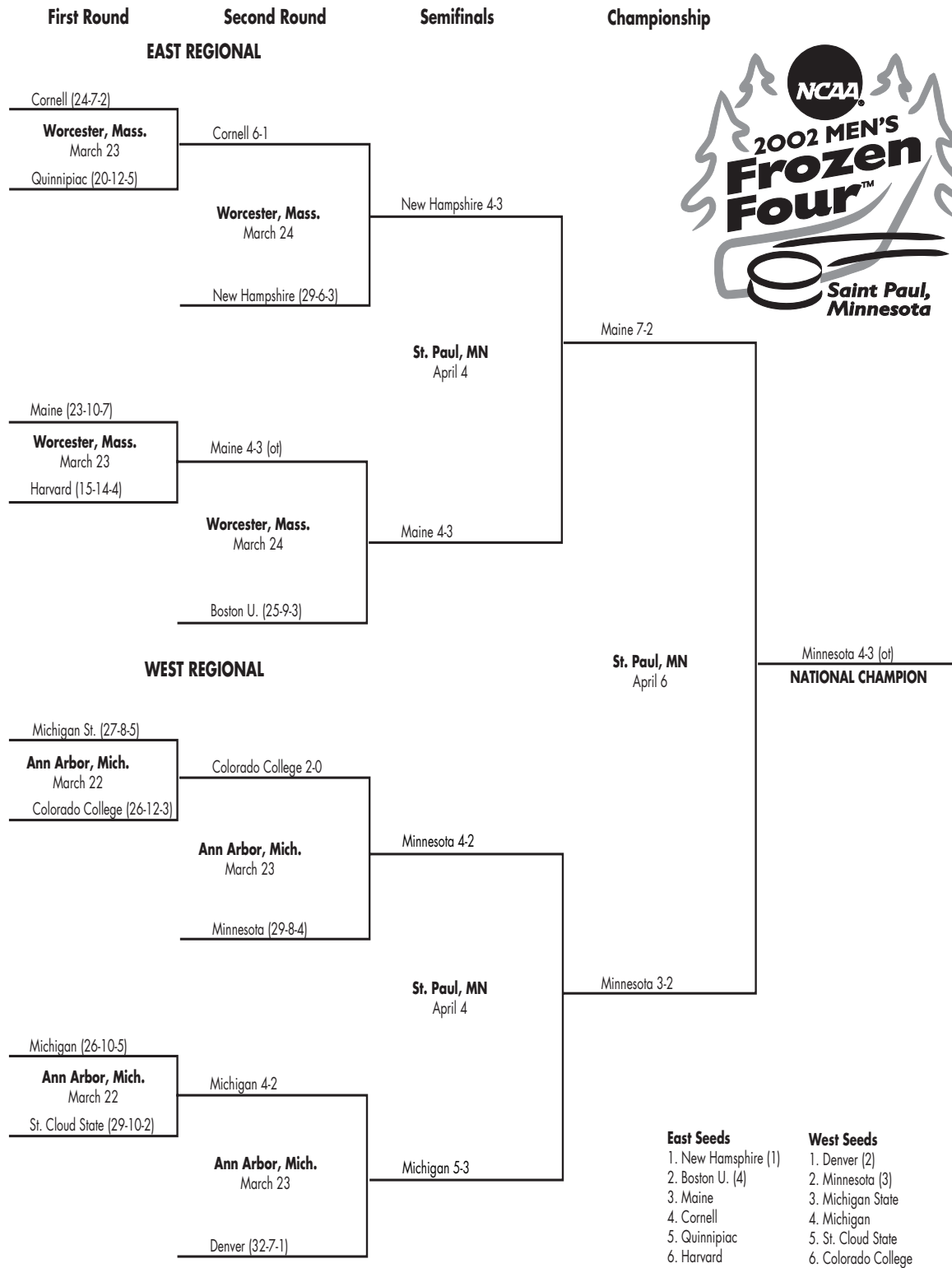
2001 Championship Bracket



- East Seeds**
1. Boston College
 2. North Dakota
 3. Colorado College
 4. Minnesota
 5. Maine
 6. St. Lawrence

- West Seeds**
1. Michigan St.
 2. St. Cloud St.
 3. Michigan
 4. Wisconsin
 5. Providence
 6. Mercyhurst

2002 Championship Bracket



2003 Championship Bracket



2004 Championship Bracket





2005 NCAA Division I Men's ICE HOCKEY CHAMPIONSHIP

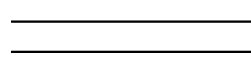

First Round

Second Round

Semifinals



Final

No. 1 Seed



No. 4 Seed

No. 3 Seed



No. 2 Seed

Regional Sites

Note: The Division I Men's Ice Hockey Committee will assign teams to sites when selections are made.

East: DCU Center, Worcester, MA, March 25-26

Midwest: Van Andel Arena, Grand Rapids, MI, March 25-26

Northeast: Mullins Center, Amherst, MA, March 26-27

West: Mariucci Arena, Minneapolis, MN, March 26-27

Schottenstein
Center
Columbus, Ohio
April 7

Schottenstein
Center
Columbus, Ohio
April 9

NATIONAL CHAMPION



Women's Frozen Four Records

Championship Results	114
Frozen Four Facts	114
Frozen Four Records	114
Tournament History	117
Seeding History	117
Annual Scoring Leaders	118
Financial History	118
NCAA Women's Ice Hockey	
Championship Committee Chairs	118
Championship Committee Roster	118
Coaching Facts	119
Team-By-Team Won-Lost-Tied Records.....	119
All-Time Coaches	119
Championship Brackets	120
Team Champions	123



Championship Results

Year	Champion	Coach	Score	Runner-Up	3rd Place	4th Place	Site
2001	Minn. Duluth (28-5-4)	Shannon Miller	4-2	St. Lawrence	Harvard	Dartmouth	Minneapolis
2002	Minn. Duluth (24-6-4)	Shannon Miller	3-2	Brown	Niagara (tie)	Minnesota (tie)	Durham, N.H.
2003	Minn. Duluth (31-3-2)	Shannon Miller	4-3 (ot)	Harvard	Dartmouth	Minnesota	Duluth, Minn.
2004	Minnesota (30-4-2)	Laura Halldorson	6-2	Harvard	St. Lawrence	Dartmouth/Providence, R.I.	

Frozen Four Facts

FROZEN FOUR APPEARANCES

- 3—Minn. Duluth, 2001-02-03
- 3—Dartmouth, 2001-03, 04
- 3—Harvard, 2001-03, 04
- 3—Minnesota, 2002-04
- 2—St. Lawrence, 2001, 04
- 1—Brown, 2002
- 1—Niagara, 2002

CONSECUTIVE FROZEN FOUR APPEARANCES

- 3—Minn. Duluth, 2001-03
- 3—Minnesota, 2002-04

FROZEN FOUR WINS

- 6—Minn. Duluth, 2001-02-03
- 3—Harvard, 2001-04
- 2—Minnesota, 2002-04
- 2—St. Lawrence, 2001, 04
- 1—Brown, 2002
- 1—Dartmouth, 2003

FROZEN FOUR WINNING PERCENTAGE

(Min. 2 games)

- 1.000—Minn. Duluth, 2001-02-03 (6-0)
- .500—Brown, 2002 (1-1)
- .500—Harvard, 2001-04 (3-3)
- .500—St. Lawrence, 2001-04 (2-2)

NCAA CHAMPIONSHIPS

- 3—Minn. Duluth, 2001, 2002, 2003
- 1—Minnesota, 2004

Frozen Four Records

The following records include game, year and career marks set during the Frozen Four, which consists of the two national semifinal games, the national third-place game and the national championship game. A national semifinal game is indicated by (NSF), a national third-place game by (N3d) and a national championship game by (CH). Any national semifinal game records not included in the listings are specifically noted below that category.

Individual, Game

GOALS

- 3, Maria Rooth, Minn. Duluth vs. Harvard, NSF, March 23, 2001
- 3, Natalie Darwitz, Minnesota vs. Harvard, CH, March 28, 2004
- 3, Krissy Wendell, Minnesota vs. Dartmouth, NSF, March 26, 2004
- 2, Tammy Shewchuk, Harvard vs. Minn. Duluth, NSF, March 23, 2001
- 2, Kalen Ingram, Harvard vs. Dartmouth, N3d, March 25, 2001
- 2, Kristy Zamora, Brown vs. Minn. Duluth, CH, March 24, 2002
- 2, Sarah Clark, Dartmouth vs. Minnesota, N3d, March 23, 2003
- 2, Hanne Sikio, Minn. Duluth vs. Harvard, CH, March 23, 2003
- 2, Larissa Luther, Minn. Duluth vs. Dartmouth, NSF, March 21, 2003
- 2, Julie Chu, Harvard vs. Minnesota, NSF, March 21, 2003
- 2, Angela Ruggiero, Harvard vs. Minnesota, NSF, March 21, 2003

- 2, Kelly Stephens, Minnesota vs. Dartmouth, NSF, March 26, 2004

FASTEST OPENING-GAME GOAL

- 1:00, Tammy Shewchuk, Harvard vs. Dartmouth, N3d, March 25, 2001
- 2:57, Jenny Hempel, Minn. Duluth vs. Niagara, NSF, March 22, 2002
- 3:51, Larissa Luther, Minn. Duluth vs. Dartmouth, NSF, March 21, 2003
- 4:34, Suzanne Fiacco, St. Lawrence vs. Dartmouth, NSF, March 23, 2001
- 5:17, Caroline Ouellette, Minn. Duluth vs. Harvard, CH, March 23, 2003

FASTEST GOAL, START OF PERIOD

- :09, Natalie Darwitz, Minnesota vs. Harvard, CH, March 28, 2004 (third)
- :21, Jennifer Botterill, Harvard vs. Minn. Duluth, CH, March 23, 2003 (second)
- :41, Kelly Stephens, Minnesota vs. Harvard, CH, March 28, 2004 (third)
- :44, Lauren McAuliffe, Harvard vs. Minn. Duluth, CH, March 23, 2003 (second)
- 1:00, Tammy Shewchuk, Harvard vs. Dartmouth, N3d, March 25, 2001 (first)

FASTEST CONSECUTIVE GOALS

- 4:07, Kelly Stephens, Minnesota vs. Dartmouth, NSF, March 26, 2004
- 5:01, Maria Rooth, Minn. Duluth vs. Harvard, NSF, March 23, 2001
- 7:35, Krissy Wendell, Minnesota vs. Dartmouth, NSF, March 26, 2004
- 11:06, Maria Rooth, Minn. Duluth vs. Harvard, NSF, March 23, 2001
- 12:50, Natalie Darwitz, Minnesota vs. Harvard, CH, March 28, 2004

FASTEST HAT TRICK

- 16:07, Maria Rooth, Minn. Duluth vs. Harvard, NSF, March 23, 2001
- 22:53, Krissy Wendell, Minnesota vs. Dartmouth, NSF, March 26, 2004
- 28:07, Natalie Darwitz, Minnesota vs. Harvard, CH, March 28, 2004

ASSISTS

- 3, Krissy Wendell, Minnesota vs. Harvard, CH, March 28, 2004
- 2, Jessica Link, Brown vs. Minn. Duluth, CH, March 24, 2002
- 2, Navada Russell, Minn. Duluth vs. St. Lawrence, CH, March 25, 2001
- 2, Joanne Eustace, Minn. Duluth vs. Harvard, NSF, March 23, 2001
- 2, Laurie Alexander, Minn. Duluth vs. Harvard, NSF, March 23, 2001
- 2, Joanne Eustace, Minn. Duluth vs. Harvard, CH, March 23, 2003
- 2, Jamie Hagerman, Harvard vs. Minn. Duluth, CH, March 23, 2003
- 2, Jennifer Botterill, Harvard vs. Minnesota, NSF, March 21, 2003
- 2, Julie Chu, Harvard vs. Minnesota, NSF, March 21, 2003
- 2, Caroline Ouellette, Minn. Duluth vs. Dartmouth, NSF, March 21, 2003
- 2, Krista McArthur, Minn. Duluth vs. Dartmouth, NSF, March 21, 2003
- 2, Jenny Potter, Minn. Duluth vs. Dartmouth, NSF, March 21, 2003
- 2, Natalie Darwitz, Minnesota vs. Dartmouth, NSF, March 26, 2004
- 2, Rebecca Russell, St. Lawrence vs. Dartmouth, N3d, March 28, 2004

POINTS

- 4, Maria Rooth, Minn. Duluth vs. Harvard, NSF, March 23, 2001
- 4, Julie Chu, Harvard vs. Minnesota, NSF, March 21, 2003
- 4, Krissy Wendell, Minnesota vs. Dartmouth, NSF, March 26, 2004
- 4, Natalie Darwitz, Minnesota vs. Harvard, CH, March 28, 2004
- 4, Krissy Wendell, Minnesota vs. Harvard, CH, March 28, 2004

PENALTIES

- 5, Angela Ruggiero, Harvard vs. Minn. Duluth, CH, March 23, 2003
- 4, Nora Tallus, Minn. Duluth vs. Harvard, CH, March 23, 2003
- 3, Lindsay Weaver, Harvard vs. Minnesota, CH, March 28, 2004

SAVES

- 46, Amy Ferguson, Dartmouth vs. Minn. Duluth, NSF, March 21, 2003
- 41, Patricia Sautter, Minn. Duluth vs. Harvard, CH, March 23, 2003
- 40, Tania Pinelli, Niagara vs. Minn. Duluth, NSF, March 22, 2002
- 37, Jessica Ruddock, Harvard vs. Minn. Duluth, CH, March 23, 2003
- 36, Rachel Barrie, St. Lawrence vs. Harvard, NSF, March 26, 2004

SHUTOUTS

None

Individual, Year

GOALS

- 4-Maria Rooth, Minn. Duluth, 2001
- 4-Krissy Wendell, Minnesota, 2004
- 3-Tammy Shewchuk, Harvard, 2001
- 3-Kristy Zamora, Brown, 2002
- 3-Hanne Sikio, Minn. Duluth, 2003
- 3, Kelly Stephens, Minnesota, 2004
- 3, Natalie Darwitz, Minnesota, 2004

ASSISTS

- 4-Krissy Wendell, Minnesota, 2004
- 3-Jessica Link, Brown, 2002
- 3-Jamie Hagerman, Harvard, 2003
- 3-Jenny Potter, Minn. Duluth, 2003
- 3-Rebecca Russell, St. Lawrence, 2004
- 3, Natalie Darwitz, Minnesota, 2004

POINTS

- 8-Krissy Wendell, Minnesota, 2004
- 6, Maria Rooth, Minn. Duluth, 2001
- 6, Natalie Darwitz, Minnesota, 2004
- 5, Tammy Shewchuk, Harvard, 2001
- 5, Kelly Stephens, Minnesota, 2004

PENALTIES

- 5, Angela Ruggiero, Harvard, 2003
- 5, Nora Tallus, Minn. Duluth, 2003
- 4, Gillian Apps, Dartmouth, 2003
- 4, Lindsay Weaver, Harvard, 2004
- 3, Lesley Reiert, Dartmouth, 2004

SAVES

- 74, Tania Pinelli, Niagara, 2002
- 73, Amy Ferguson, Dartmouth, 2003
- 69, Patricia Sautter, Minn. Duluth, 2003
- 63, Pam Dreyer, Brown, 2002
- 63, Rachel Barrie, St. Lawrence, 2001
- SAVE PERCENTAGE (Min. two games)
- .951, Rachel Barrie, St. Lawrence, 2004 (3 goals allowed, 58 saves)

- .946, Jody Horak, Minnesota, 2004 (3 goals allowed, 56 saves)
- .940, Pam Dreyer, Brown, 2002 (4 goals allowed, 63 saves)
- .937, Tania Pinelli, Niagara, 2002 (5 goals allowed, 74 saves)
- .932, Patricia Sautter, Minn. Duluth, 2003 (5 goals allowed, 69 saves)

GOALS-AGAINST AVERAGE**(Min. 110 minutes)**

- 1.50, Rachel Barrie, St. Lawrence, 2004 (3 goals allowed)
- 1.51, Jody Horak, Minnesota, 2004 (3 goals allowed)
- 1.86, Meaghan Cahill, Dartmouth, 2001 (3 goals allowed)
- 2.00, Patricia Sautter, Minn. Duluth, 2002 (4 goals allowed)
- 2.02, Pam Dreyer, Brown, 2002 (4 goals allowed)

Team, Game**GOALS**

- 6, Minn. Duluth vs. Harvard (3), NSF, March 23, 2001
- 6, Harvard vs. Minnesota (1), NSF, March 21, 2003
- 6, Minnesota vs. Harvard (2), CH, March 28, 2004
- 5, Minn. Duluth vs. Dartmouth (2), NSF, March 21, 2003
- 5, Minnesota vs. Dartmouth (1), NSF, March 26, 2004

GOALS, BOTH TEAMS

- 9, Minn. Duluth (6) vs. Harvard (3), NSF, March 23, 2001
- 8, Minnesota (6) vs. Harvard (2), CH, March 28, 2004
- 7, Minn. Duluth (4) vs. Harvard (3), CH, March 23, 2003
- 7, Minn. Duluth (5) vs. Dartmouth (2), NSF, March 21, 2003
- 7, Harvard (6) vs. Minnesota (1), NSF, March 21, 2003

GOALS, PERIOD

- 5, Minn. Duluth vs. Harvard, NSF, March 23, 2001 (third)
- 4, Minnesota vs. Dartmouth, NSF, March 26, 2004 (third)
- 4, Minnesota vs. Harvard, CH, March 28, 2004 (third)
- 3, St. Lawrence vs. Dartmouth, NSF, March 23, 2001 (first)
- 3, Harvard vs. Minn. Duluth, CH, March 23, 2003 (second)
- 3, Minn. Duluth vs. Dartmouth, NSF, March 21, 2003 (second)
- 3, Dartmouth vs. Minnesota, N3d, March 23, 2003 (first)

GOALS, PERIOD, BOTH TEAMS

- 7, Minn. Duluth (5) vs. Harvard (2), NSF, March 23, 2001 (third)
- 5, Minn. Duluth (3) vs. Dartmouth (2), NSF, March 21, 2003 (second)
- 4, Harvard (3) vs. Minn. Duluth (1), CH, March 23, 2003 (second)
- 4, Minnesota (4) vs. Dartmouth (0), NSF, March 26, 2004 (third)
- 4, Minnesota (4) vs. Harvard (0), CH, March 28, 2004 (third)

GOALS, LOSING TEAM

- 3, Harvard vs. Minn. Duluth (6), NSF, March 23, 2001
- 3, Harvard vs. Minn. Duluth (4), CH, March 23, 2003
- 2, Brown vs. Minn. Duluth (3), CH, March 24, 2002
- 2, Niagara vs. Minn. Duluth (3), NSF, March 22, 2002
- 2, St. Lawrence vs. Minn. Duluth (4), CH, March 25, 2001
- 2, Dartmouth vs. Harvard (3), N3d, March 25, 2001
- 2, Minnesota vs. Dartmouth (4), March 23, 2003
- 2, Dartmouth vs. Minn. Duluth (5), NSF, March 21, 2003
- 2, Harvard vs. Minnesota (6), CH, March 28, 2004

FEWEST GOALS

- 1, Dartmouth vs. St. Lawrence (3), NSF, March 23, 2001
- 1, Minnesota vs. Brown (2), NSF, March 22, 2002
- 1, Minnesota vs. Harvard (6), NSF, March 21, 2003
- 1, St. Lawrence vs. Harvard (2), NSF, March 26, 2004
- 1, Dartmouth vs. St. Lawrence (2), N3d, March 28, 2004

FEWEST GOALS, BOTH TEAMS

- 3, Minnesota (1) vs. Brown (2), NSF, March 22, 2002
- 3, St. Lawrence (1) vs. Harvard (2), NSF, March 26, 2004
- 3, Dartmouth (1) vs. St. Lawrence (2), N3d, March 28, 2004
- 4, Niagara (2) vs. Minnesota (2), N3d, March 24, 2002
- 4, St. Lawrence (3) vs. Dartmouth (1), NSF, March 23, 2001

FASTEST CONSECUTIVE GOALS

- :23, Harvard (Jennifer Boiterill and Lauren McAuliffe) vs. Minn. Duluth, CH, March 23, 2003
- :23, Harvard (Julie Chu and Lauren McAuliffe) vs. Minnesota, NSF, March 21, 2003
- :32, Minnesota (Natalie Darwitz and Kelly Stephens) vs. Harvard, CH, March 28, 2004
- :44, Dartmouth (Sarah Clark and Tiffany Hagge) vs. Minnesota, N3d, March 23, 2003
- :45, Dartmouth (Tiffany Hagge and Amy Catlin) vs. Minnesota, N3d, March 23, 2003

FASTEST CONSECUTIVE GOALS BY OPPOSING TEAMS

- :44, Dartmouth (Kristina Guarino), then Harvard (Kalen Ingram), N3d, March 25, 2001
- :51, Niagara (Jennifer Goulet), then Minnesota (La Toya Clarke), N3d, March 24, 2002
- :51, Minnesota (Kelly Stephens), then Brown (Kim Insalaco), NSF, March 22, 2002
- :59, Minn. Duluth (Caroline Ouellette), then Dartmouth (Alana BreMiller), NSF, March 21, 2003
- 1:45, Brown (Kristy Zamora), then Minn. Duluth (Kristina Petrovskaia), CH, March 24, 2002

WINNING MARGIN

- 5, Harvard (6) vs. Minnesota (1), NSF, March 21, 2003
- 4, Minnesota (5) vs. Dartmouth (1), NSF, March 26, 2004
- 4, Minnesota (6) vs. Harvard (2), CH, March 28, 2004
- 3, Minn. Duluth (6) vs. Harvard (3), NSF, March 23, 2001
- 3, Minn. Duluth (5) vs. Dartmouth (2), NSF, March 21, 2003

LARGEST MARGIN OVERCOME TO WIN

- 1, Seven times. (Most recent: Minnesota vs. Harvard, CH, March 28, 2004 (trailed 2-1, won 6-2))
- ASSISTS
- 9, Minn. Duluth vs. Harvard, NSF, March 23, 2001 (6 goals)
- 8, Minn. Duluth vs. Dartmouth, NSF, March 21, 2003 (5 goals)
- 8, Minnesota vs. Harvard, CH, March 28, 2004 (6 goals)
- 7, Harvard vs. Minnesota, NSF, March 21, 2003 (6 goals)
- 5, Harvard vs. Dartmouth, N3d, March 25, 2001 (3 goals)
- 5, Minn. Duluth vs. Niagara, NSF, March 22, 2002 (3 goals)
- 5, Dartmouth vs. Minnesota, N3d, March 23, 2002 (4 goals)
- 5, Minnesota vs. Dartmouth, NSF, March 26, 2004 (5 goals)

ASSISTS, BOTH TEAMS

- 13, Minn. Duluth (9) vs. Harvard (4), NSF, March 23, 2001 (9 goals)
- 11, Minnesota (8) vs. Harvard (3), CH, March 28, 2004 (8 goals)
- 9, Minn. Duluth (8) vs. Dartmouth (1), NSF, March 21, 2003 (7 goals)
- 9, Harvard (7) vs. Minnesota (2), NSF, March 21, 2003 (7 goals)
- 9, Dartmouth (5) vs. Minnesota (4), N3d, March 23, 2003 (6 goals)

FEWEST ASSISTS (EXCLUDING SHUTOUTS)

- 1, Dartmouth vs. St. Lawrence, NSF, March 23, 2001 (1 goal)
- 1, Minnesota vs. Brown, NSF, March 22, 2002 (1 goal)
- 1, Niagara vs. Minn. Duluth, NSF, March 22, 2002 (2 goals)
- 1, Dartmouth vs. Minn. Duluth, NSF, March 21, 2003 (2 goals)

- 1, Dartmouth vs. St. Lawrence, N3d, March 28, 2004 (1 goal)

FEWEST ASSISTS, BOTH TEAMS

- 3, St. Lawrence (2) vs. Dartmouth (1), N3d, March 28, 2004 (3 goals)
- 4, Harvard (2) vs. St. Lawrence (2), NSF, March 26, 2004 (3 goals)
- 5, St. Lawrence (4) vs. Dartmouth (1), NSF, March 23, 2001 (4 goals)
- 5, Minn. Duluth (2) vs. Brown (3), CH, March 24, 2002 (5 goals)
- 5, Brown (4) vs. Minnesota (1), NSF, March 22, 2002 (3 goals)

POINTS

- 15, Minn. Duluth vs. Harvard, NSF, March 23, 2001
- 14, Minnesota vs. Harvard, CH, March 28, 2004
- 13, Harvard vs. Minnesota, NSF, March 21, 2003
- 13, Minn. Duluth vs. Dartmouth, NSF, March 21, 2003
- 10, Minnesota vs. Dartmouth, NSF, March 26, 2004

POINTS, BOTH TEAMS

- 22, Minn. Duluth (6 goals, 9 assists) vs. Harvard (3 goals, 4 assists), NSF, March 23, 2001
- 19, Minnesota (6 goals, 8 assists) vs. Harvard (2 goals, 3 assists), CH, March 28, 2004
- 16, Minn. Duluth (5 goals, 8 assists) vs. Dartmouth (2 goals, 1 assist), NSF, March 21, 2003
- 16, Harvard (6 goals, 7 assists) vs. Minnesota (1 goal, 2 assists), NSF, March 21, 2003
- 15, Dartmouth (4 goals, 5 assists) vs. Minnesota (2 goals, 4 assists), N3d, March 23, 2003
- 15, Minn. Duluth (4 goals, 4 assists) vs. Harvard (3 goals, 4 assists), CH, March 23, 2003

FEWEST POINTS (EXCLUDING SHUTOUTS)

- 2, Dartmouth vs. St. Lawrence, NSF, March 23, 2001 (1 goal, 1 assist)
- 2, Minnesota vs. Brown, NSF, March 22, 2002 (1 goal, 1 assist)
- 2, Dartmouth vs. St. Lawrence, N3d, March 28, 2004 (1 goal, 1 assist)
- 3, Niagara vs. Minn. Duluth, NSF, March 22, 2002 (2 goals, 1 assist)
- 3, Dartmouth vs. Minn. Duluth, NSF, March 21, 2003 (2 goals, 1 assist)
- 3, Minnesota vs. Harvard, NSF, March 21, 2003 (1 goal, 2 assists)
- 3, Dartmouth vs. Minnesota, NSF, March 26, 2004 (1 goal, 2 assists)
- 3, St. Lawrence vs. Harvard, NSF, March 26, 2004 (1 goal, 2 assists)

FEWEST POINTS, BOTH TEAMS

- 6, Dartmouth (1 goal, 1 assist) vs. St. Lawrence (2 goals, 2 assists), N3d, March 28, 2004
- 7, Harvard (2 goals, 2 assists) vs. St. Lawrence (1 goal, 2 assists), NSF, March 26, 2004
- 8, Brown (2 goals, 4 assists) vs. Minnesota (1 goal, 1 assist), NSF, March 22, 2002
- 9, St. Lawrence (3 goals, 4 assists) vs. Dartmouth (1 goal, 1 assist), NSF, March 23, 2001
- 10, Brown (2 goals, 3 assists) vs. Minn. Duluth (3 goals, 2 assists), CH, March 24, 2002
- 10, Minnesota (2 goals, 4 assists) vs. Niagara (2 goals, 2 assists), N3d, March 24, 2002

SHOTS ON GOAL

- 51, Minn. Duluth vs. Dartmouth, NSF, March 21, 2003 (5 goals)
- 44, Harvard vs. Minn. Duluth, CH, March 23, 2003 (4 goals)
- 43, Minn. Duluth vs. Niagara, NSF, March 22, 2002 (3 goals)
- 41, Minn. Duluth vs. Harvard, CH, March 23, 2003 (4 goals)
- 40, Minnesota vs. Harvard, CH, March 28, 2004 (6 goals)

SHOTS ON GOAL, BOTH TEAMS

- 85, Harvard (44) vs. Minn. Duluth (41), CH, March 23, 2003 (7 goals)
- 81, Dartmouth (30) vs. Minn. Duluth (51), NSF, March 21, 2003 (7 goals)
- 73, Minnesota (40) vs. Harvard (33), CH, March 28, 2004 (8 goals)
- 67, Minn. Duluth (36) vs. St. Lawrence (31), CH, March 25, 2001 (6 goals)

67, Minn. Duluth (36) vs. Harvard (31), NSF, March 23, 2001 (9 goals)

SHOTS ON GOAL, PERIOD

- 18, Minn. Duluth vs. Niagara, NSF, March 22, 2002 (second)
- 18, Minn. Duluth vs. Dartmouth, NSF, March 21, 2003 (first)
- 18, Minn. Duluth vs. Dartmouth, NSF, March 21, 2003 (second)
- 17, St. Lawrence vs. Minn. Duluth, CH, March 25, 2001 (third)
- 17, Minnesota vs. Brown, NSF, March 22, 2002 (third)

SHOTS ON GOAL, PERIOD, BOTH TEAMS

- 31, Minn. Duluth (18) vs. Dartmouth (13), NSF, March 21, 2003 (second)
- 29, Minn. Duluth (18) vs. Niagara (11), NSF, March 22, 2002 (second)
- 29, Minn. Duluth (18) vs. Dartmouth (11), NSF, March 23, 2003 (first)
- 28, Minnesota (16) vs. Dartmouth (12), N3d, March 23, 2003 (third)
- 28, Minnesota (16) vs. Harvard (12), CH, March 28, 2004 (second)

FEWEST SHOTS ON GOAL

- 17, St. Lawrence vs. Dartmouth, NSF, March 23, 2001
- 18, Minnesota vs. Harvard, NSF, March 21, 2003
- 20, Niagara vs. Minn. Duluth, NSF, March 22, 2002
- 21, St. Lawrence vs. Harvard, NSF, March 26, 2004
- 22, Dartmouth vs. Minnesota, NSF, March 26, 2004

FEWEST SHOTS ON GOAL, BOTH TEAMS

- 46, Dartmouth (23) vs. St. Lawrence (23), N3d, March 28, 2004 (3 goals)
- 49, Dartmouth (32) vs. St. Lawrence (17), NSF, March 23, 2001 (4 goals)
- 50, Harvard (32) vs. Minnesota (18), NSF, March 21, 2003 (7 goals)
- 55, Harvard (25) vs. Dartmouth (30), N3d, March 25, 2001 (5 goals)
- 57, Dartmouth (22) vs. Minnesota (35), NSF, March 26, 2004 (6 goals)

FEWEST SHOTS ON GOAL, REGULATION PERIOD

- 1, St. Lawrence vs. Dartmouth, NSF, March 23, 2001 (third)
- 2, St. Lawrence vs. Minn. Duluth, CH, March 25, 2001 (second)
- 2, Dartmouth vs. Minnesota, NSF, March 26, 2004 (third)
- 3, Niagara vs. Minn. Duluth, NSF, March 22, 2002 (first)

5, 10 times.

FEWEST SHOTS ON GOAL, REGULATION PERIOD, BOTH TEAMS

- 10, Harvard (5) vs. Minn. Duluth (5), CH, March 23, 2003 (first)
- 11, Minnesota (5) vs. Harvard (6), NSF, March 21, 2003 (third)
- 12, St. Lawrence (1) vs. Dartmouth (11), NSF, March 23, 2001 (third)
- 12, Dartmouth (2) vs. Minnesota (10), NSF, March 26, 2004 (third)
- 14, Dartmouth (5) vs. St. Lawrence (9), N3d, March 28, 2004 (second)

PENALTIES

- 8, Harvard vs. Minn. Duluth, CH, March 23, 2003
- 8, Minn. Duluth vs. Harvard, CH, March 23, 2003
- 8, Dartmouth vs. St. Lawrence, N3d, March 28, 2004
- 7, Dartmouth vs. Minn. Duluth, NSF, March 21, 2003
- 7, Minn. Duluth vs. Dartmouth, NSF, March 21, 2003

PENALTIES, BOTH TEAMS

- 16, Harvard (8) vs. Minn. Duluth (8), CH, March 23, 2003
- 14, Dartmouth (7) vs. Minn. Duluth (7), NSF, March 21, 2003
- 14, Dartmouth (8) vs. St. Lawrence (6), N3d, March 28, 2004
- 11, St. Lawrence (6) vs. Harvard (5), NSF, March 26, 2004
- 10, Minnesota (6) vs. Harvard (4), CH, March 28, 2004

FEWEST PENALTIES

- 1, Minn. Duluth vs. Harvard, NSF, March 23, 2001
- 1, Minnesota vs. Niagara, N3d, March 24, 2002
- 2, Harvard vs. Minn. Duluth, NSF, March 23, 2001
- 2, Dartmouth vs. Minnesota, NSF, March 26, 2004
- 2, Minnesota vs. Dartmouth, NSF, March 26, 2004

FEWEST PENALTIES, BOTH TEAMS

- 3, Harvard (2) vs. Minn. Duluth (1), NSF, March 23, 2001
- 4, Minnesota (1) vs. Niagara (3), N3d, March 24, 2002
- 4, Dartmouth (2) vs. Minnesota (2), NSF, March 26, 2004
- 6, Minn. Duluth (3) vs. Niagara (3), NSF, March 22, 2002
- 7, Minn. Duluth (4) vs. St. Lawrence (3), CH, March 25, 2001

LONGEST GAME

- 84:19, Minn. Duluth (4) vs. Harvard (3), CH, March 23, 2003
- 65:00, Niagara (2) vs. Minnesota (2), N3d, March 24, 2002

- 6, Dartmouth, 2003
- 6, Harvard, 2001
- 6, Minn. Duluth, 2002

FEWEST GOALS

- (Min. two games)**
- 2, Dartmouth, 2004
 - 3, Dartmouth, 2001
 - 3, Minnesota, 2002
 - 3, Minnesota, 2003
 - 3, St. Lawrence, 2004

FEWEST GOALS ALLOWED

- (Min. two games)**
- 3, Minnesota, 2004
 - 3, St. Lawrence, 2004
 - 4, Brown, 2002
 - 4, Minn. Duluth, 2002
 - 4, Minnesota, 2002

ASSISTS

- 13, Minnesota, 2004
- 13, Minn. Duluth, 2001
- 12, Minn. Duluth, 2003
- 11, Harvard, 2003
- 9, Harvard, 2001

POINTS

- 24, Minnesota, 2004
- 23, Minn. Duluth, 2001
- 21, Minn. Duluth, 2003
- 20, Harvard, 2003
- 15, Harvard, 2001

SHOTS ON GOAL

- 92, Minn. Duluth, 2003
- 76, Harvard, 2003
- 75, Minnesota, 2004
- 74, Minn. Duluth, 2002
- 72, Minn. Duluth, 2001
- 72, Minnesota, 2002

FEWEST SHOTS ON GOAL (Min. two games)

- 44, St. Lawrence, 2004
- 45, Dartmouth, 2004
- 47, Niagara, 2002
- 47, Minnesota, 2003
- 48, St. Lawrence, 2001

PENALTIES

- 15, Minn. Duluth, 2003
- 13, Harvard, 2003
- 12, Dartmouth, 2003
- 12, St. Lawrence, 2004
- 10, Dartmouth, 2004

FEWEST PENALTIES (Min. two games)

- 4, Minnesota, 2002
- 5, Minn. Duluth, 2001
- 6, Niagara, 2002
- 6, Minnesota, 2003
- 7, Harvard, 2001
- 7, Dartmouth, 2001
- 7, St. Lawrence, 2001
- 7, Minn. Duluth, 2002



NCAA Photos

Minnesota-Duluth and St. Lawrence faced off in the first NCAA Women's Ice Hockey Championship game.

Team, Year

GOALS

- 11, Minnesota, 2004
- 10, Minn. Duluth, 2001
- 9, Minn. Duluth, 2003
- 9, Harvard, 2003

Most Outstanding Players

Year	Player, Team	Pos.	Cl.	Games	Goals	FROZEN FOUR STATISTICS		
						Assists	GoalsAg.	Saves
2001	Maria Rooth, Minn. Duluth	F	So.	2	4	2	—	—
2002	Krisly Zamora, Brown	F	Sr.	2	3	0	—	—
2003	Caroline Ouellette, Minn. Duluth ...	F	So.	2	2	2	—	—
2004	Krisly Wendell, Minnesota	F	So.	2	4	4	—	—

All-Tournament Teams

2001

- G—Tuula Puputti, Minn. Duluth
- D—Isabelle Chartrand, St. Lawrence
- D—Brittney Ralph, Minn. Duluth
- F—Amanda Sargeant, St. Lawrence
- F—Maria Rooth, Minn. Duluth*
- F—Tammy Shewchuk, Harvard

2002

- G—Tania Pinelli, Niagara
- D—Larissa Luther, Minn. Duluth
- D—Meredith Ostrander, Brown
- F—Kelly Stephens, Minnesota
- F—Joanne Eustace, Minn. Duluth
- F—Kristy Zamora, Brown*

2003

- G—Amy Ferguson, Dartmouth
- D—Angela Ruggiero, Harvard
- F—Jenny Potter, Minn. Duluth
- F—Hanne Sikio, Minn. Duluth
- F—Julie Chu, Harvard
- F—Caroline Ouellette, Minn. Duluth*

2004

- G—Jody Horak, Minnesota
- D—Allie Sanchez, Minnesota
- D—Angela Ruggiero, Harvard
- F—Kelly Stephens, Minnesota
- F—Natalie Darwitz, Minnesota
- F—Krissey Wendell, Minnesota*

*Most Outstanding Player

Tournament History

Tournament Won-Lost-Tied Records

(SEVEN TEAMS)

Team (Years Participated)

Team (Years Participated)	Tournament Record				Pct.	Tournament Finish			
	Years Won	Lost	Tied			1st	2nd	3rd	4th
Brown (2002)	1	1	1	0	.500	0	1	0	0
Dartmouth (2001-03-04)	3	1	5	0	.167	0	0	1	2
Harvard (2001-03-04)	3	3	3	0	.500	0	2	1	0
Minnesota (2002-03-04)	3	2	3	1	.417	1	0	1	1
Minn. Duluth (2001-02-03)	3	6	0	0	1.000	3	0	0	0
Niagara (2002)	1	0	1	1	.250	0	0	1	0
St. Lawrence (2001-04)	2	2	2	0	.500	0	1	1	0

Tournament History

- 2001** A Women's Frozen Four is held for the first time as Minn. Duluth defeats St. Lawrence, 4-2, in Minneapolis to take home the first crown.
- 2002** Minn. Duluth wins its second straight Women's Frozen Four, 3-2, over Brown.
- 2003** Minn. Duluth wins the Women's Frozen Four, its third consecutive, in front of a record crowd of 5,167, in its home arena.
- 2004** Minnesota outscore its two opponents, 11-3, to dominate the Women's Frozen Four in Providence. The Golden Gophers beat Harvard, 6-2 in the championship game.

Entering the NCAA Tournament, These Teams...

...HAD THE MOST WINS

Year	Team (Coach)	Record	Tournament Result
2003	Harvard (Katey Stone)	29-2-1	1-1, Second Place
	Minn. Duluth (Shannon Miller)	29-3	2-0, CHAMPION
2004	Harvard (Katey Stone)	29-3-1	1-1, Second Place
2002	Minnesota (Laura Halldorson)	28-3-5	0-1-1, Third Place
2004	Minnesota (Laura Halldorson)	28-4-2	2-0, CHAMPION

...HAD THE HIGHEST WINNING PERCENTAGES

Year	Team (Coach)	Record	Pct.	Tournament Result
2004	Harvard (Katey Stone)	29-3-1	.894	1-1, Second Place
2001	Dartmouth (Judy Oberting)	26-3-1	.883	0-2, Fourth place
2002	Minnesota (Laura Halldorson)	28-3-5	.847	0-1-1, Third Place
2003	Minnesota (Laura Halldorson)	29-3	.818	0-2, Fourth Place
2001	Minn. Duluth (Shannon Miller)	26-5-4	.800	2-0, CHAMPION

...HAD THE MOST LOSSES

Year	Team (Coach)	Record	Tournament Result
2001	Harvard (Katey Stone)	23-9	1-1, Third Place
2004	St. Lawrence (Paul Flanagan)	27-9-1	1-1, Third Place
2001	St. Lawrence (Paul Flanagan)	23-7-3	1-1, Second Place
2002	Brown (Digit Murphy)	24-7-2	1-1, Second Place
2002	Niagara (Margot Page)	26-7-1	0-1-1, Third Place
2003	Dartmouth (Judy Oberting)	26-7	1-1, Third Place

...HAD THE LOWEST WINNING PERCENTAGES

Year	Team (Coach)	Record	Pct.	Tournament Result
2001	Harvard (Katey Stone)	23-9	.719	1-1, Third Place
2001	St. Lawrence (Paul Flanagan)	23-7-3	.742	1-1, Second Place
2004	St. Lawrence (Paul Flanagan)	27-9-1	.743	1-1, Third Place
2002	Minn. Duluth (Shannon Miller)	22-6-4	.750	2-0, CHAMPION
2002	Brown (Digit Murphy)	24-7-2	.758	1-1, Second Place

...HAD THE MOST TIES

Year	Team (Coach)	Record	Tournament Result
2002	Minnesota (Laura Halldorson)	28-3-5	0-1-1, Third Place
2001	Minn. Duluth (Shannon Miller)	26-5-4	2-0, CHAMPION
2002	Minn. Duluth (Shannon Miller)	22-6-4	2-0, CHAMPION
2001	St. Lawrence (Paul Flanagan)	23-7-3	1-1, Second Place
2002	Brown (Digit Murphy)	24-7-2	1-1, Second Place
2004	Minnesota (Laura Halldorson)	28-4-2	2-0, CHAMPION
2004	Dartmouth (Mark Hudak)	24-6-2	0-2, Fourth Place

Seeding History

The National Collegiate Women's Ice Hockey Committee seeded all four teams in 2001.

Farthest Seeds Have Advanced

(2001-04)

Seed	Best Finish
#1	CH—Minn. Duluth, 2003, Minnesota 2004
#2	CH—Minn. Duluth 2001, 2002
#3	3d—Harvard 2001, St. Lawrence 2004
#4	2d—St. Lawrence 2001



NCAA photos

In 2004, the University of Minnesota made sure that all four national championships in women's ice hockey have resided in the state.

How the Seeds Have Fared...

ROUND-BY-ROUND—2001-04

Seed	NSF	N3d	CH	Total
#1	2-3	0-1-2	2-0	4-4-2
#2	5-0	0-0	2-3	7-3
#3	0-3	2-1	0-0	2-4
#4	1-2	1-1	0-1	2-4
Total	8-8	3-3-2	4-4	15-15-2

Won-Lost-Tied Records of Seeds

Year	# 1	# 2	# 3	# 4
2001	0-2	2-0	1-1	1-1
2002	0-2-2	3-1	0-0	0-0
2003	2-0	1-1	0-2	1-1
2004	2-0	1-1	1-1	0-2
Total	4-4-2	7-3	2-4	2-4

Annual Scoring Leaders

Year	Player, School	Goals	Assists	Points
2001	Maria Rooth, Minn. Duluth	4	2	6
2002	Kristy Zamora, Brown	3	0	3
2003	Caroline Ouellette, Minn. Duluth	2	2	4
	Julie Chu, Harvard	2	2	4
	Hanne Sikio, Minn. Duluth	3	1	4
2004	Krissy Wendell, Minnesota	4	4	8

Financial History (2001-04)

Year	Teams	Sessions	Total Paid Attend.	Average Attend.	Gross Receipts	Game Expense	Gross Net Receipts	Team Expense	Retained (or Absorbed) by NCAA
2001	4	2	3,866	1,933	80,636	288,049	(155,665)	172,824	(328,490)
2002	4	2	4,885	2,442.5	85,745	220,748	(131,317)	140,437	(271,754)
2003	4	2	9,868	4,934	125,040	290,369	(165,329)	105,253	(270,583)
2004	4	2	5,170	2,585	62,877	175,586	(85,385)	138,103	(223,488)

NCAA Women's Ice Hockey Championship Committee Chairs

(CHRONOLOGICAL)

Name	Affiliation	Years
Carolyn Campbell-McGovern	Ivy Group	2001-04
Steve Metcalf	New Hampshire	2005

NCAA Women's Ice Hockey Championship Committee Roster

(ALPHABETICAL)

Name	Affiliation	Years
*Jackie Barto	Ohio St.	2001-05
*Zafir Bludevich	St. Michael's	2005
Carolyn Campbell-McGovern	Ivy Group	2001-04
Karen Kay	New Hampshire	2001-02
*Steve Metcalf	New Hampshire	2002-05
Shannon Miller	Minn. Duluth	2001-04
Frank O'Brien	Wis.-Stevens Point	2001
Russell Reilly	Middlebury	2001
*Katey Stone	Harvard	2005

* Current member.

Coaching Facts

TOURNAMENT APPEARANCES

- 3, Shannon Miller, Minn. Duluth, 2001-02-03
- 3, Laura Halldorson, Minnesota, 2002-04
- 3, Katey Stone, Harvard, 2001-03, 04
- 2, Judy Oberting, Dartmouth, 2001-03
- 2, Paul Flanagan, St. Lawrence, 2001, 04
- 1, Digit Murphy, Brown, 2002
- 1, Margot Page, Niagara, 2002
- 1, Mark Hudak, Dartmouth, 2004

CONSECUTIVE TOURNAMENT APPEARANCES

- 3, Shannon Miller, Minn. Duluth, 2001-03
- 3, Laura Halldorson, Minnesota, 2002-04
- 2, Katey Stone, Harvard, 2003-04

TOURNAMENT WINS

- 6, Shannon Miller, Minn. Duluth, 2001-03
- 3, Katey Stone, Harvard, 2001-04
- 2, Judy Oberting, Dartmouth, 2001-03
- 2, Laura Halldorson, Minnesota, 2002-04
- 2, Paul Flanagan, St. Lawrence, 2001-04
- 1, Digit Murphy, Brown, 2002

TOURNAMENT WINNING PERCENTAGE

(Min. two games)

- 1.000, Shannon Miller, Minn. Duluth, 2001-02-03 (6-0)
- .500, Digit Murphy, Brown, 2002 (1-1)
- .500, Katey Stone, Harvard, 2001-04 (3-3)
- .500, Paul Flanagan, St. Lawrence, 2001-04 (2-2)

FROZEN FOUR APPEARANCES

- 3, Shannon Miller, Minn. Duluth, 2001-03
- 3, Katey Stone, Harvard, 2001-04
- 3, Laura Halldorson, Minnesota, 2002-04
- 2, Judy Oberting, Dartmouth, 2001-03
- 2, Paul Flanagan, St. Lawrence, 2001-04
- 1, Digit Murphy, Brown, 2002
- 1, Margot Page, Niagara, 2002
- 1, Mark Hudak, Dartmouth, 2004

CONSECUTIVE FROZEN FOUR APPEARANCES

- 3, Shannon Miller, Minn. Duluth, 2001-03
- 3, Laura Halldorson, Minnesota, 2002-04
- 2, Katey Stone, Harvard, 2003

FROZEN FOUR WINS

- 6, Shannon Miller, Minn. Duluth, 2001-03 (6-0)
- 3, Katey Stone, Harvard, 2001-04 (3-3)
- 2, Laura Halldorson, Minnesota, 2002-04 (2-3-1)
- 2, Paul Flanagan, St. Lawrence, 2001 (2-2)
- 1, Judy Oberting, Dartmouth, 2001, 03 (1-3)
- 1, Digit Murphy, Brown, 2002 (1-1)

FROZEN FOUR WINNING PERCENTAGE

(Min. two games)

- 1.000, Shannon Miller, Minn. Duluth, 2001-03 (6-0)
- .500, Digit Murphy, Brown, 2002 (1-1)
- .500, Katey Stone, Harvard, 2001-04 (3-3)
- .500, Paul Flanagan, St. Lawrence, 2001-04 (2-2)

NCAA CHAMPIONSHIPS

- 3, Shannon Miller, Minn. Duluth, 2001-02-03
- 1, Laura Halldorson, Minnesota, 2004

Team-By-Team Won-Lost-Tied Records

By Team

(7 TEAMS)

Coch (Alma Mater) Yrs. in Tourn. Yrs. Won Lost Tied CH 2d 3d 4th

BROWN												
Digit Murphy (Cornell '93) 2002.....	1	1	1	0	0	1	0	0				
TOTAL	1	1	1	0	0	1	0	0				

DARTMOUTH

Judy Oberting (Dartmouth '91) 2001, 03...	2	1	3	0	0	0	1	1				
Mark Hudak (Army '89) 2004.....	1	0	2	0	0	0	0	1				
TOTAL	3	1	5	0	0	0	1	2				

HARVARD

Katey Stone (New Hampshire '89) 2001, 03, 04.....	3	3	3	0	0	2	1	0				
TOTAL	3	3	3	0	0	2	1	0				

Coch (Alma Mater) Yrs. in Tourn. Yrs. Won Lost Tied CH 2d 3d 4th

MINNESOTA												
Laura Halldorson (Princeton '85) 2002, 03												
04-CH	3	2	3	1	1	0	1	1				
TOTAL	3	2	3	1	1	0	1	1				

MINN. DULUTH

Shannon Miller (Saskatchewan '85)												
2001-CH, 02-CH, 03-CH	3	6	0	0	3	0	0	0				
TOTAL	3	6	0	0	3	0	0	0				

NIAGARA

Margot Page (McMaster '87) 2002	1	0	1	1	0	0	1	0				
TOTAL	1	0	1	1	0	0	1	0				

ST. LAWRENCE

Paul Flanagan (St. Lawrence '85) 2001, 04 .	2	2	2	0	0	1	1	0				
TOTAL	2	2	2	0	0	1	1	0				

CH—NCAA championships.

All-Time Coaches

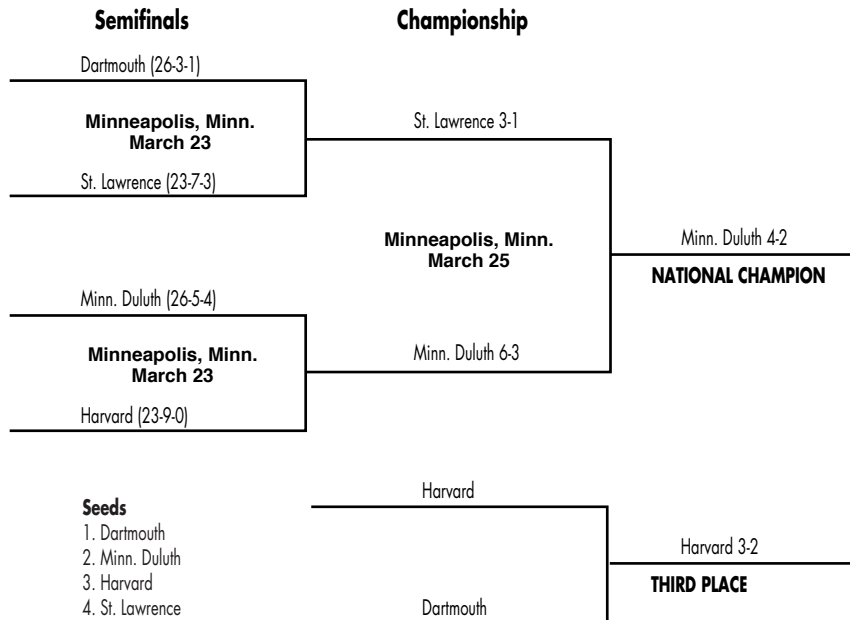
(EIGHT COACHES)

Coch (Alma Mater) School, Years in Tournament

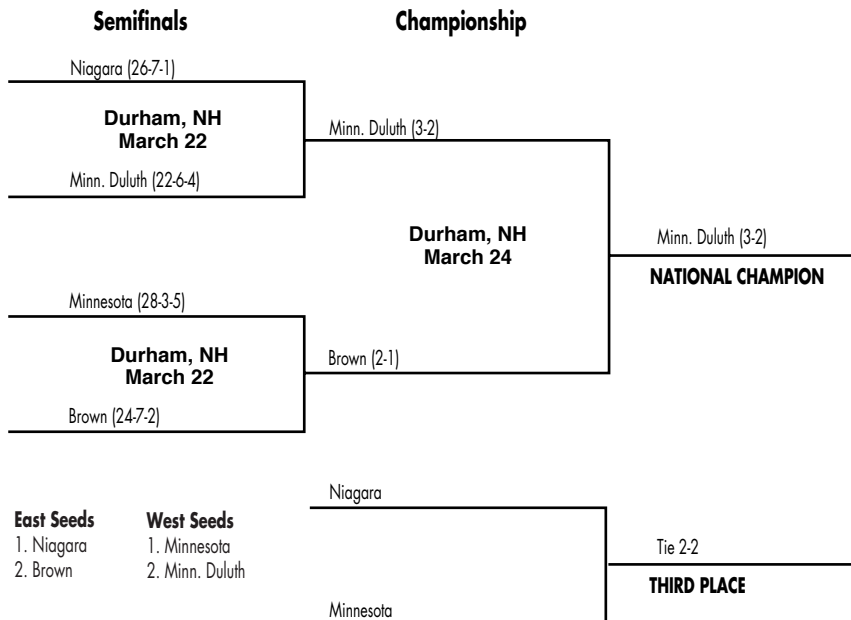
	Yrs.	Won	Lost	Tied	Pct.	CH	FF
Paul Flanagan (St. Lawrence '85) St. Lawrence 2001	2	2	2	0	.500	0	2
Laura Halldorson (Princeton '85) Minnesota 2002, 03, 04	3	2	3	1	.417	1	3
Mark Hudak (Army '89) Dartmouth 2004.....	1	0	2	0	.000	0	1
Shannon Miller (Saskatchewan '85) Minn. Duluth 2001-CH, 02-CH, 03-CH	3	6	0	0	1.000	3	3
Digit Murphy (Cornell '93) Brown 2002	1	1	1	0	.500	0	1
Judy Oberting (Dartmouth '91) Dartmouth 2001, 03	2	1	3	0	.250	0	2
Margot Page (McMaster '87) Niagara 2002	1	0	1	1	.250	0	1
Katey Stone (New Hampshire '89) Harvard 2001, 03, 04	3	3	3	0	.500	0	3

CH—NCAA championships.

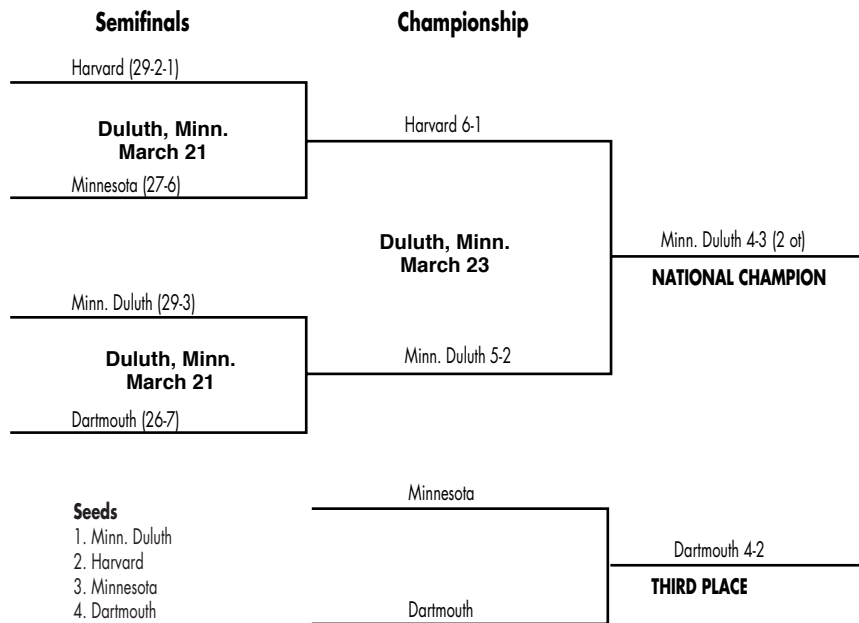
2001 Women's National Collegiate Championship Bracket



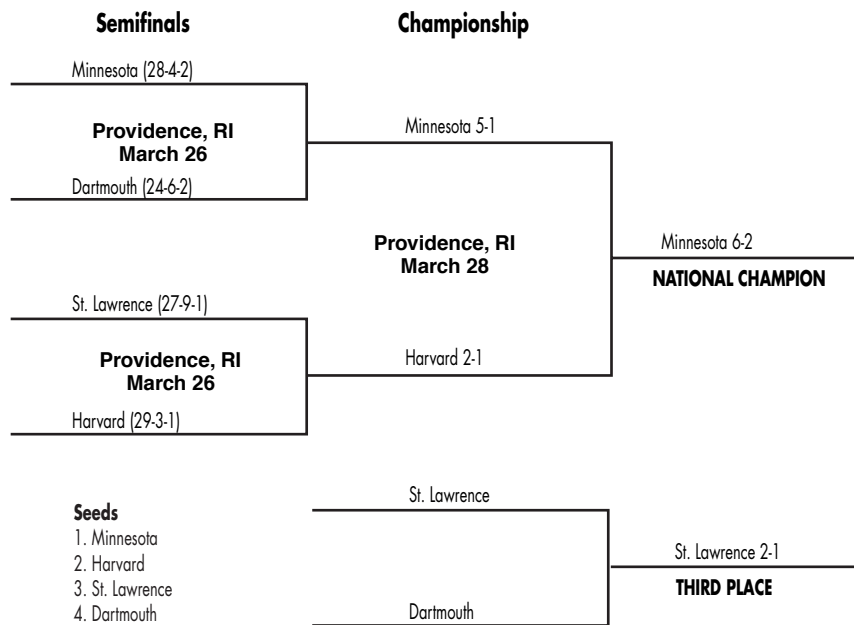
2002 Women's National Collegiate Championship Bracket



2003 Women's National Collegiate Championship Bracket

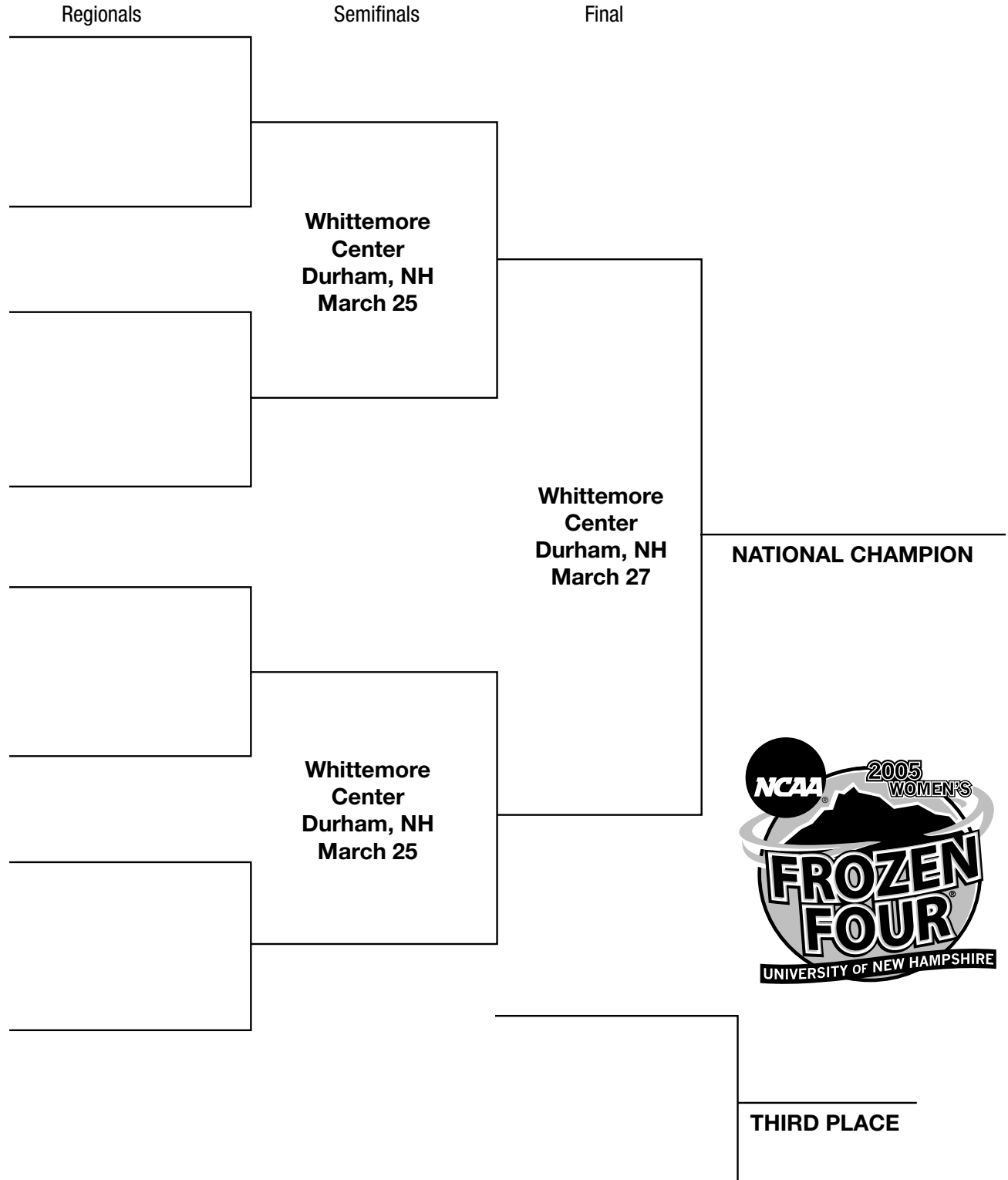


2004 Women's National Collegiate Championship Bracket





2005 National Collegiate Women's ICE HOCKEY CHAMPIONSHIP



* Regionals will be played March 18, 19 or 20 on campus sites.

2001 CHAMPIONSHIP GAME, March 25 at Minneapolis, MinnesotaMINN. DULUTH 4, ST. LAWRENCE 2



St. Lawrence	1	0	1	—	2
Minn. Duluth	1	2	1	—	4

First Period: ST — Amanda Sargeant (Jessica Wilson, Shannon Smith), 11:22 (pp); MD — Jennifer Hempel (Navada Russell), 17:40.
Penalties: MD — Hempel (high-sticking), 11:03; ST — Colleen Cookley (holding), 15:13.
Second Period: MD — Maria Rooth (Russell), 5:36; MD — Hanne Sikio (Sanna Peura), 16:05.
Penalties: ST — Gina Kingsbury (holding), 7:31; MD — Brittny Ralph (hooking), 8:35; ST — Isabelle Chartrand (body checking), 9:29.
Third Period: MD — Laurie Alexander (Rooth), 5:22. ST — Chartrand (Kingsbury), 19:06 (pp).
Penalties: MD — Bench, (delay of game), :00; MD — Russell (interference), 18:30.
Shots on goal: St. Lawrence, 12-2-17 — 31; Minn. Duluth, 15-13-8 — 36.
Saves: Rachel Barrie (St. Lawrence), 32; Tuula Puputti (Minn. Duluth), 30. A - 3,079.
Officials: Referee—Eric Schmakel. Assistant Referees: Pat Silva, Julie Piacentini.

2001 Minn. Duluth—Team members: Tuula Puputti, Jenny Hempel, Leah Wrazidlo, Erika Holst, Joanne Eustace, Hanne Sikio, Kellie Frick, Navada Russell, Brittny Ralph, Tricia Guest, Laurie Alexander, Sheena Podovinnikoff, Michelle McAteer, Sanna Peura, Shannon Mikel, Maria Rooth, Jessi Flink, Jenni Venho, Satu Kiipeli, Riana Burke, Jessica Smith, Pamela Pachal. Head Coach: Shannon Miller. Assistant Coaches: Stacy Wilson, Shawna Davidson, Manon Rheume. Athletic Trainer: Deanna Skandel. Equipment Manager: Rick Menz. Sports Information: Ira Turunen.

2002 CHAMPIONSHIP GAME, March 25 at Durham, New HampshireMINN. DULUTH 3, BROWN 2



Brown	1	1	0	—	2
Minn. Duluth	1	1	1	—	3

First Period: B—Kristy Zamora (Jessica Link), 11:26; M—Kristina Petrovskaia (Tricia Guest), 13:11.
Penalties: Petrovskaia (interference), 6:23; Marguerite McDonald (charging), 8:24; M—Jenny Hempel (high-sticking), 15:10; Mandy McCurdy (body checking), 17:31.
Second Period: M—Erika Holst (Laurie Alexander), 11:09; B—Kristy Zamora (Kerry Nugent, Jessica Link), 13:59.
Penalties: Carrie Turner (roughing), :48; M—Joanne Eustace (obstruction-interference), 12:19; M—Eustace (cross checking).
Third Period: M—Tricia Guest (unassisted), 15:04.
Penalties: M—Laurie Alexander (holding), 6:54.
Shots on goal: B—8-11-16—35; M—14-10-7—31.
Saves: B—Pam Dreyer, 13-9-6—28; M—Patricia Sautter, 7-10-16—33.
Penalties: B—4 for 8 min.; M—4 for 8 min.
Officials: Referee: Bob Ritchie; Assistant Referees: Lisa Schlatter, Kelli O'Brian. Attendance: 3,102.

2002 Minn. Duluth—Bottom Row from left: Patricia Sautter, Jessi Flink, Jenny Hempel, Maria Rooth 'C', Tuula Puputti, Navada Russell 'A', Shannon Mikel, Michelle McAteer 'A', Maghan Grahn Middle Row from left: Ira Turunen (Sports Information), Deanna Peterson (Athletic Trainer), Rick Menz (Equipment Manager), Satu Kiipeli, Erika Holst, Laurie Alexander, Hanne Sikio, Julianne Vasichek, Jessica Smith, Tricia Guest, Shawna Davidson (Assistant Coach), Stacy Wilson (Assistant Coach), Shannon Miller (Head Coach) Top Row from left: Nora Tallus, Julie Fearing, Meghan Stotts, Joanne Eustace, Larissa Luther, Leah Kasper, Kristina Petrovskaia, Heather Tudahl

provide

We are committed to
providing a

quality
education to
student-athletes

