



# OFFICIAL 2007 NCAA® FROZEN FOUR RECORDS BOOK





**NCAA**

# OFFICIAL 2007 NCAA® FROZEN FOUR RECORDS BOOK





---

THE NATIONAL COLLEGIATE ATHLETIC ASSOCIATION  
P.O. Box 6222, Indianapolis, Indiana 46206-6222  
317/917-6222

[www.NCAA.org](http://www.NCAA.org)

February 2007

**Researched and Compiled By:**

Mark Bedics, *Associate Director of Media Coordination and Championships*

**Cover Photography By:**

Rich Clarkson and Associates.

Distributed to Division I ice hockey sports information directors and conference publicity directors.

NCAA, NCAA logo and National Collegiate Athletic Association are registered marks of the Association and use in any manner is prohibited unless prior approval is obtained from the Association.

Original research by John Painter.

Copyright, 2007, by the National Collegiate Athletic Association.  
Printed in the United States of America.

ISSN 1089-0092  
NCAA 57987-2/07

# Contents

---

School Name-Change/Abbreviation Key .....	4
New to This Book .....	6
Men's Frozen Four Records.....	7
Men's Championship Game Records .....	17
Men's Regional Records .....	21
Men's Tournament Records.....	27
Men's Tournament History.....	35
Men's Coaching Records .....	45
Men's Attendance Records and Sites.....	51
Men's All-Time Tournament Field .....	59
Women's Frozen Four Records.....	121
Women's Championship Game Records.....	125
Women's Regional Records .....	126
Women's Tournament Records .....	128
Women's Tournament History .....	131
Women's Coaching Records.....	133
Women's Team Champions.....	135
Women's Championship Brackets .....	138





# School Name- Change/ Abbreviation Key

Various schools have changed their name or NCAA tabular style. The current school name or tabular style is listed along with other names or styles by which the schools have been referred. (Note: Not all schools in this list currently sponsor or have sponsored ice hockey.)

## **SCHOOL name changes**

### **Current school name:**

### **Changed from:**

A&M-Corpus Christi	.....Tex. A&M-Corp. Chris.
Albertson	.....Col. of Idaho
Alcorn St.	.....Alcorn A&M
Alliant Int'l	.....U.S. Int'l; Cal Western
Arcadia	.....Beaver
Arizona St.	.....Tempe St.
Ark.-Pine Bluff	.....Arkansas AM&N
Armstrong Atlantic	.....Armstrong St.
Auburn	.....Alabama Poly
Augusta St.	.....Augusta
Bemidji St.	.....Bemidji Teachers
Benedictine (Ill.)	.....Ill. Benedictine
Bradley	.....Bradley Tech
UC Davis	.....California Aggies
Cal St. East Bay	.....Cal St. Hayward
Cal St. Fullerton	.....Orange County State College; Orange St.
Cal St. L.A.	.....Cal St. Los Angeles
Cal St. Northridge	.....San Fernando Valley St.
Carnegie Mellon	.....Carnegie Tech
Case Reserve	.....Case Institute of Technology; Case Tech
Central Okla.	.....Central St. (Okla.)
Charleston So.	.....Baptist (S.C.)
Charleston (W.V.)	.....Morris Harvey
Charlotte	.....UNC Charlotte
Chattanooga	.....Tenn.-Chatt.
Chicago St.	.....Chicago Teachers
Cleveland St.	.....Fenn
Colorado St.	.....Colorado A&M
Colorado St.-Pueblo	.....Southern Colo.
Columbus St.	.....Columbus
Concordia (Calif.)	.....Christ College-Irvine
Concordia (Ill.)	.....Concordia Teachers
Crown (Minn.)	.....St. Paul Bible
Dayton	.....St. Mary's Institute
DeSales	.....Allentown
Detroit	.....Detroit Mercy; Detroit Tech
Dist. of Columbia	.....D.C. Teachers; Federal City
Dominican (Ill.)	.....Rosary
Drexel	.....Drexel Tech
Duke	.....Trinity (N.C.)
Eastern Conn. St.	.....Willimantic St.
Eastern Mich.	.....Michigan Normal
Eckerd	.....Fla. Presbyterian
Emporia St.	.....Kansas St. Normal
FDU-Florham	.....FDU-Madison
Fresno St.	.....Fresno Pacific
Ga. Southern	.....Georgia Teachers
Ill.-Chicago	.....Ill.-Chicago Circle
Illinois St.	.....Illinois St. Normal; Illinois Normal
Indiana (Pa.)	.....Indiana St. (Pa.)
Indianapolis	.....Indiana Central
Iowa	.....State University of Iowa
Iowa St.	.....Ames
James Madison	.....Madison
Johnson C. Smith	.....Johnson Smith
Kansas St.	.....Kansas Aggies
Kent St.	.....Kent
La Sierra	.....Loma Linda
Lamar	.....Lamar Tech
Liberty	.....Lynchburg Baptist; Liberty Baptist
La.-Lafayette	.....Southwestern La.

**Current school name:**

**Changed from:**

La.-Monroe .....	.....Northeast La.
Loyola Marymount .....	.....St. Vincent's; Loyola U. of L.A.
Lycoming .....	.....Williamsport Dickinson Seminary
Lynn .....	.....College of Boca Raton
Lyon .....	.....Arkansas College
Me.-Farmington .....	.....Farmington St.
Maritime (N.Y.) .....	.....N.Y. Maritime
Martin Luther .....	.....Northwestern (Wis.)
Marycrest Int'l .....	.....Teikyo Marycrest
Md.-East. Shore .....	.....Maryland St.
Massachusetts .....	.....Massachusetts St.; Massachusetts Agriculture Col.
Mass. Liberal Arts .....	.....North Adams St.
Mass.-Dartmouth .....	.....Southeastern Mass.
Mass.-Lowell .....	.....Lowell; Lowell St.; Lowell Tech
McDaniel .....	.....Western Md.
Memphis .....	.....Memphis St.; West Tennessee St. Normal
Minn. St. Mankato .....	.....Mankato Teachers; Mankato St.
Minn. St. Moorhead .....	.....Moorhead St.; Moorhead Teachers
Missouri St. ....	.....Southwest Mo. St.
Mont. St.-Billings .....	.....Eastern Montana
Montana St.-Northern .....	.....Northern Montana
Murray St. ....	.....Murray Teachers
Neb.-Kearney .....	.....Kearney St.
Neb.-Omaha .....	.....Omaha
New England U. ....	.....St. Francis (Me.)
New Jersey City .....	.....Jersey City St.
N.J. Inst. of Tech. ....	.....Newark Engineering
New Mexico St. ....	.....New Mexico A&M
New Orleans .....	.....Louisiana St. (N.O.)
North Ala. ....	.....Florence St.
N.C. Central .....	.....North Caro. College
UNC Pembroke .....	.....Pembroke St.
North Central (Ill.) .....	.....North Central
North Central Texas .....	.....Cooke County
North Texas .....	.....North Tex. St.
Northeastern St. ....	.....Northeastern Okla. St.
Northern Ariz. ....	.....Arizona St.-Flagstaff; Flagstaff Teachers
Northern Colo. ....	.....Colorado St. College; Colorado St. Teachers
Notre Dame de Namur .....	.....Notre Dame (Cal.)
Oklahoma St. ....	.....Oklahoma A&M
Old Dominion .....	.....William & Mary (Norfolk)
Penn St.-Berk. ....	.....Penn St.-Lehigh Valley
Penn St.-Harrisburg .....	.....Penn St.-Capitol
Pepperdine .....	.....George Pepperdine
Phila. Sciences .....	.....Philadelphia Pharmacy
Philadelphia U. ....	.....Philadelphia Textile
Polytechnic (N.Y.) .....	.....New York Poly; Brooklyn Poly
Post .....	.....Teikyo Post; Post
Rhodes .....	.....Southwestern (Tenn.)
Rice .....	.....Rice Institute
Richard Stockton .....	.....Stockton St.
Rochester Inst. ....	.....Mechanics Institute
Rowan .....	.....Glassboro St.
Rutgers-Newark .....	.....Newark St.
Salem Int'l .....	.....Salem-Teikyo; Salem
Samford .....	.....Howard Col.
S.C. Upstate .....	.....S.C.-Spartanburg
Southern Ind. ....	.....Indiana St.-Evansville
Southern Me. ....	.....Maine Portland-Gorham; Gorham St. (Me.)
Southern Miss. ....	.....Mississippi Southern College; Mississippi Normal
Southern N.H. ....	.....New Hamp. Col.
Southern U. ....	.....Southern B.R.
Southwest Minn. St. ....	.....Southwest St.
Stevens Institute .....	.....Stevens Tech
Taylor-Ft. Wayne .....	.....Summit Christian
Tex. A&M-Commerce .....	.....East Texas St.
Tex. A&M-Kingsville .....	.....Texas A&I
Tex.-Pan American .....	.....Pan American
Texas St. ....	.....Southwest Tex. St.
Towson .....	.....Towson St.
Troy .....	.....Troy St.
Truman .....	.....Northeast Mo. St.; Truman St.
Tulsa .....	.....Henry Kendall
Vanguard .....	.....Southern California Col.
Virginia-Wise .....	.....Clinch Valley
Washburn .....	.....Lincoln College
Washington-St. Louis .....	.....Washington (Mo.)
Washington St. ....	.....Washington Agricultural College
West Ala. ....	.....Livingston
West Tex. A&M .....	.....West Texas St.

<b>Current school name:</b>	<b>Changed from:</b>
Western Mich. ....	Western State Teachers
Western N.M. ....	New Mexico Western
Western Ore. ....	Oregon Tech; Oregon College of Education
Western St. ....	Colo. Western; Colorado Normal
Westmar ....	Western Union College; Teikyo Westmar
Wichita St. ....	Fairmount
Widener ....	Pennsylvania Military College
Wm. Paterson ....	Paterson St.
Wis.-Eau Claire ....	Eau Claire Teachers
Wis.-La Crosse ....	La Crosse Teachers
Wis.-River Falls ....	River Falls Teachers
Wis.-Superior ....	Superior Normal; Superior St. Teachers
Xavier ....	St. Xavier

### **SCHOOLS also known as**

<b>Current school name:</b>	<b>Also known as:</b>
Air Force ....	U.S. Air Force Academy
Apprentice School ....	Newport News
Army ....	U.S. Military Academy; West Point
Baruch ....	Bernard M. Baruch
Case Reserve ....	Case Western Reserve
CCNY ....	City College of New York
City Tech ....	NYCCT; New York City Tech
Coast Guard ....	U.S. Coast Guard Academy
GC&SU ....	Georgia College & State University
Hawthorne ....	Nathaniel Hawthorne
IPFW ....	Indiana/Purdue-Ft. Wayne
IUPUI ....	Indiana/Purdue-Indianapolis
Lehman ....	Herbert H. Lehman
Lipscomb ....	David Lipscomb
Long Island ....	LIU-Brooklyn
LSU ....	Louisiana St.
Merchant Marine ....	King's Point; U.S. Merchant Marine Academy
MIT ....	Massachusetts Institute of Technology
Navy ....	U.S. Naval Academy
TCNJ ....	The College of New Jersey (was Trenton St.)
NYIT ....	New York Institute of Technology; New York Tech
Rochester Inst. ....	RIT
Sewanee ....	University of the South
Southampton ....	LIU-Southampton
SMU ....	Southern Methodist
TCU ....	Texas Christian
UAB ....	Ala.-Birmingham
UCF ....	Central Fla. (was Florida Tech)
UCLA ....	University of California, Los Angeles
UMBC ....	Md.-Balt. County
UMKC ....	Mo.-Kansas City
UNI ....	Northern Iowa (was Iowa Teachers)
UNLV ....	Nevada-Las Vegas (was Nevada Southern)
UTEP ....	Texas-El Paso (was Texas Western)
UTSA ....	Texas-San Antonio
VCU ....	Va. Commonwealth
VMI ....	Va. Military
WPI ....	Worcester Poly Inst.; Worcester Tech

### **SCHOOL MERGERS**

<b>Current school name:</b>	<b>Two Schools Merged &amp; Year:</b>
Case Reserve ....	Case Tech & Western Reserve; 1971-72
Mass.-Lowell ....	Lowell St. & Lowell Tech; 1975-76


# **New to this Book**

<b>Record</b>	<b>Page(s)</b>
Women's Regional Records (entire section) .....	126-128

# Frozen Four Records

---

Championship Results .....	8
Frozen Four Facts .....	9
Frozen Four Records.....	9
Individual, Game .....	9
Individual, Year.....	10
Individual, Career .....	10
Team, Game .....	10
Team, Year.....	12
Most Outstanding Players .....	12
All-Tournament Teams .....	13





# Championship Results

Year	Champion	Coach	Score	Runner-Up	Semifinalist	Semifinalist	Site
1948	Michigan (20-2-1)	Vic Heyliger	8-4	Dartmouth	Boston College	Colorado Col.	Colorado Springs, Colo.
1949	Boston College (21-1)	Snooks Kelley	4-3	Dartmouth	Michigan	Colorado Col.	Colorado Springs, Colo.
1950	Colorado Col. (18-5-1)	Cheddy Thompson	13-4	Boston U.	Michigan	Boston College	Colorado Springs, Colo.
1951	Michigan (22-4-1)	Vic Heyliger	7-1	Brown	Boston U.	Colorado Col.	Colorado Springs, Colo.
1952	Michigan (22-4)	Vic Heyliger	4-1	Colorado Col.	Yale	St. Lawrence	Colorado Springs, Colo.
1953	Michigan (17-7)	Vic Heyliger	7-3	Minnesota	Rensselaer	Boston U.	Colorado Springs, Colo.
1954	Rensselaer (18-5)	Ned Harkness	5-4 (ot)	Minnesota	Michigan	Boston College	Colorado Springs, Colo.
1955	Michigan (18-5-1)	Vic Heyliger	5-3	Colorado Col.	Harvard	St. Lawrence	Colorado Springs, Colo.
1956	Michigan (20-2-1)	Vic Heyliger	7-5	Michigan Tech	St. Lawrence	Boston College	Colorado Springs, Colo.
1957	Colorado Col. (25-5)	Tom Bedecki	13-6	Michigan	Clarkson	Harvard	Colorado Springs, Colo.
1958	Denver (24-10-2)	Murray Armstrong	6-2	North Dakota	Clarkson	Harvard	Minneapolis
1959	North Dakota (20-10-1)	Bob May	4-3 (ot)	Michigan St.	Boston College	St. Lawrence	Troy, N.Y.
1960	Denver (27-4-3)	Murray Armstrong	5-3	Michigan Tech	Boston U.	St. Lawrence	Boston
1961	Denver (30-1-1)	Murray Armstrong	12-2	St. Lawrence	Minnesota	Rensselaer	Denver
1962	Michigan Tech (29-3)	John MacInnes	7-1	Clarkson	Michigan	St. Lawrence	Utica, N.Y.
1963	North Dakota (22-7-3)	Barry Thorndycraft	6-5	Denver	Clarkson	Boston College	Chestnut Hill, Mass.
1964	Michigan (24-4-1)	Al Renfrew	6-3	Denver	Rensselaer	Providence	Denver
1965	Michigan Tech (24-5-2)	John MacInnes	8-2	Boston College	North Dakota	Brown	Providence, R.I.
1966	Michigan St. (16-13)	Amo Bessone	6-1	Clarkson	Denver	Boston U.	Minneapolis
1967	Cornell (27-1-1)	Ned Harkness	4-1	Boston U.	Michigan St.	North Dakota	Syracuse, N.Y.
1968	Denver (28-5-1)	Murray Armstrong	4-0	North Dakota	Cornell	Boston College	Duluth, Minn.
1969	Denver (26-6)	Murray Armstrong	4-3	Cornell	Harvard	Michigan Tech	Colorado Springs, Colo.
1970	Cornell (29-0)	Ned Harkness	6-4	Clarkson	Wisconsin	Michigan Tech	Lake Placid, N.Y.
1971	Boston U. (28-2-1)	Jack Kelley	4-2	Minnesota	Denver	Harvard	Syracuse, N.Y.
1972	Boston U. (26-4-1)	Jack Kelley	4-0	Cornell	Wisconsin	Denver	Boston
1973	Wisconsin (29-9-2)	Bob Johnson	4-2	#Denver	Boston College	Cornell	Boston
1974	Minnesota (22-11-6)	Herb Brooks	4-2	Michigan Tech	Boston U.	Harvard	Boston
1975	Michigan Tech (32-10)	John MacInnes	6-1	Minnesota	Boston U.	Harvard	St. Louis
1976	Minnesota (27-13-2)	Herb Brooks	6-4	Michigan Tech	Brown	Boston U.	Denver
1977	Wisconsin (37-7-1)	Bob Johnson	6-5 (ot)	Michigan	Boston U.	New Hampshire	Detroit
1978	Boston U. (30-2)	Jack Parker	5-3	Boston College	Bowling Green	Wisconsin	Providence, R.I.
1979	Minnesota (32-11-1)	Herb Brooks	4-3	North Dakota	Dartmouth	New Hampshire	Detroit
1980	North Dakota (31-8-1)	Gino Gasparini	5-2	Northern Mich.	Dartmouth	Cornell	Providence, R.I.
1981	Wisconsin (27-14-1)	Bob Johnson	6-3	Minnesota	Michigan Tech	Northern Mich.	Duluth, Minn.
1982	North Dakota (35-12)	Gino Gasparini	5-2	Wisconsin	Northeastern	New Hampshire	Providence, R.I.
1983	Wisconsin (33-10-4)	Jeff Sauer	6-2	Harvard	Providence	Minnesota	Grand Forks, N.D.
1984	Bowling Green (34-8-2)	Jerry York	5-4 (4 ot)	Minn. Duluth	North Dakota	Michigan St.	Lake Placid, N.Y.
1985	Rensselaer (35-2-1)	Mike Addesa	2-1	Providence	Minn. Duluth	Boston College	Detroit
1986	Michigan St. (34-9-2)	Ron Mason	6-5	Harvard	Harvard	Minnesota	Providence, R.I.
1987	North Dakota (40-8)	Gino Gasparini	5-3	Michigan St.	Minnesota	Harvard	Detroit
1988	Lake Superior St. (33-7-6)	Frank Anzalone	4-3 (ot)	St. Lawrence	Maine	Minnesota	Lake Placid, N.Y.
1989	Harvard (31-3)	Bill Cleary	4-3 (ot)	Minnesota	Michigan St.	Maine	St. Paul, Minn.
1990	Wisconsin (36-9-1)	Jeff Sauer	7-3	Colgate	Boston College	Boston U.	Detroit
1991	Northern Mich. (38-5-4)	Rick Comley	8-7 (3 ot)	Boston U.	Clarkson	Maine	St. Paul, Minn.
1992	Lake Superior St. (29-9-4)	Jeff Jackson	5-3	#Wisconsin	Michigan	Michigan St.	Albany, N.Y.
1993	Maine (40-1-2)	Shawn Walsh	5-4	Lake Superior St.	Boston U.	Michigan	Milwaukee
1994	Lake Superior St. (31-10-4)	Jeff Jackson	9-1	Boston U.	Harvard	Minnesota	St. Paul, Minn.
1995	Boston U. (31-6-3)	Jack Parker	6-2	Maine	Michigan	Minnesota	Providence, R.I.
1996	Michigan (32-7-2)	Red Berenson	3-2 (ot)	Colorado Col.	Boston U.	Vermont	Cincinnati
1997	North Dakota (31-10-2)	Dean Blais	6-4	Boston U.	Colorado Col.	Michigan	Milwaukee
1998	Michigan (32-11-1)	Red Berenson	3-2 (ot)	Boston College	New Hampshire	Ohio St.	Boston
1999	Maine (31-6-4)	Shawn Walsh	3-2 (ot)	New Hampshire	Boston College	Michigan St.	Anaheim, Calif.
2000	North Dakota (31-8-5)	Dean Blais	4-2	Boston College	Maine	St. Lawrence	Providence, R.I.
2001	Boston College (33-8-2)	Jerry York	3-2 (ot)	North Dakota	Michigan	Michigan St.	Albany, N.Y.
2002	Minnesota (32-8-4)	Don Lucia	4-3 (ot)	Maine	New Hampshire	Michigan	St. Paul, Minn.
2003	Minnesota (28-8-9)	Don Lucia	5-1	New Hampshire	Cornell	Michigan	Buffalo
2004	Denver (27-12-5)	George Gwozdecky	1-0	Maine	Boston College	Minn. Duluth	Boston
2005	Denver (32-9-2)	George Gwozdecky	4-1	North Dakota	Colorado Col.	Minnesota	Columbus, Ohio
2006	Wisconsin (30-10-3)	Mike Eaves	2-1	Boston College	North Dakota	Maine	Milwaukee

Semifinalists from 1949-89 denote third- and fourth-place finishes, respectively; all other years both teams tied for third; #Participation in tournament vacated. Records since 1992 do not include games against Canadian teams.



Photo courtesy of Scottrade Center

The 2007 Men's Frozen Four will be held at Scottrade Center in St. Louis.

## Frozen Four Facts

*\*Does not include vacated years.*

### FROZEN FOUR APPEARANCES

- 22—Michigan, 1948-2003
- 20—Boston U., 1950-97
- 19—Boston College, 1948-2006
- 19—Minnesota, 1953-2005
- 16—North Dakota, 1958-2006
- 13—\*Denver, 1958-2005
- 12—Harvard, 1955-94
- 10—Michigan Tech, 1956-81
- 10—Michigan St., 1959-2001
- 10—Colorado Col., 1948-2005
- 10—\*Wisconsin, 1970-2006
- 10—Maine, 1988-2006
- 9—St. Lawrence, 1952-2000

### CONSECUTIVE FROZEN FOUR APPEARANCES

- 10—Michigan, 1948-57
- 5—Colorado Col., 1948-52
- 5—Boston U., 1974-78
- 5—Boston U., 1993-97
- 4—St. Lawrence, 1959-62
- 4—Cornell, 1967-70
- 4—Minnesota, 1986-89
- 4—Michigan, 1995-98
- 4—Boston College, 1998-2001
- 3—Boston College, 1948-50
- 3—Michigan Tech, 1974-76
- 3—Minnesota, 1974-76
- 3—Lake Superior St., 1992-94
- 3—Michigan, 2001-03

### CURRENT CONSECUTIVE FROZEN FOUR APPEARANCES

- 2—North Dakota, 2005-06

### FROZEN FOUR WINS

- 24—Michigan, 1948-2001
- 21—North Dakota, 1958-2005
- 19—Minnesota, 1953-2003
- 18—Boston U., 1950-97
- 18—\*Denver, 1958-2005
- 15—\*Wisconsin, 1970-2006
- 11—Michigan Tech, 1956-81
- 11—Boston College, 1948-2006
- 8—Michigan St., 1959-2001
- 8—Maine, 1988-2004
- 7—Cornell, 1967-80
- 7—Lake Superior St., 1988-94
- 7—Colorado Col., 1948-97

### FROZEN FOUR WINNING PERCENTAGE (Min. 4 games)

- .875—Lake Superior St., 1988-94 (7-1)
- .750—Bowling Green, 1978-84 (3-1)
- .750—\*Wisconsin, 1970-2006 (15-5)
- .692—\*Denver, 1958-2005 (18-8)
- .677—North Dakota, 1958-2006 (21-10)
- .667—Michigan, 1948-2002 (24-12)
- .600—Rensselaer, 1953-85 (6-4)
- .550—Michigan Tech, 1956-81 (11-9)
- .543—Minnesota, 1953-2003 (19-16)
- .500—Five teams tied

### NCAA CHAMPIONSHIPS

- 9—Michigan
- 7—Denver
- 7—North Dakota
- 6—Wisconsin
- 5—Minnesota
- 4—Boston U.
- 3—Lake Superior St.
- 3—Michigan Tech
- 2—Boston College
- 2—Colorado Col.
- 2—Cornell
- 2—Maine
- 2—Michigan St.
- 2—Rensselaer

## Frozen Four Records

*The following records include game, year and career marks set during the Frozen Four, which consists of the two national semifinal games, the former national third-place game (1949-89) and the national championship game. A national semifinal game is indicated by (NSF), a national third-place game by (N3d), a national championship game by (CH), and a performance later vacated by (\*). Any national semifinal game records not included in the listings are specifically noted below that category.*

### Individual, Game

#### GOALS

- 5—Carl Lawrence, Colorado Col. vs. Boston College, NSF, March 16, 1950
- 5—Gil Burford, Michigan vs. Boston College, N3d, March 18, 1950
- 4—Joe Riley, Dartmouth vs. Colorado Col., NSF, March 18, 1948
- 4—Chris Ray, Colorado Col. vs. Boston U., CH, March 18, 1950
- 4—Abbie Moore, Rensselaer vs. Boston U., N3d, March 14, 1953
- 4—Dick Dougherty, Minnesota vs. Boston College, NSF, March 11, 1954
- 4—Ron Stenlund, Michigan Tech vs. Boston College, NSF, March 15, 1956
- 4—Bob McCusker, Colorado Col. vs. Michigan, CH, March 16, 1957
- 4—Bob Van Lammers, Clarkson vs. Harvard, N3d, March 15, 1958
- 4—Murray Heatley, Wisconsin vs. Michigan Tech, N3d, March 21, 1970
- 4—Dave Wesiner, Cornell vs. Denver, NSF, March 17, 1972
- 4—Doug Smail, North Dakota vs. Northern Mich., CH, March 29, 1980

#### FASTEST GAME-OPENING GOAL

- :07—Al Karlander, Michigan Tech vs. Cornell, NSF, March 14, 1969
- :18—Gil Burford, Michigan vs. Dartmouth, NSF, March 17, 1949
- :20—Luc St. Jean, Clarkson vs. Cornell, CH, March 21, 1970
- :21—Sean Collins, New Hampshire vs. Maine, NSF, April 4, 2002
- :22—George McManama, Harvard vs. Michigan Tech, N3d, March 15, 1969

#### FASTEST CONSECUTIVE GOALS

- :13—Bert Dunn, Michigan vs. Boston U., NSF, March 13, 1953
- :16—Dave Gauthier, Harvard vs. Minnesota, NSF, March 13, 1975
- :20—Ron Zuke, Michigan Tech vs. Northern Mich., N3d, March 28, 1981
- :21—Gordie Peterkin, Rensselaer vs. Michigan, NSF, March 12, 1954
- :27—Mark Baron, Minn. Duluth vs. Rensselaer, NSF, March 29, 1985

#### FASTEST HAT TRICK

- 4:20—Warren Miller, Minnesota vs. Harvard, NSF, March 13, 1975
- 4:35—Jim Montgomery, Maine vs. Lake Superior St., CH, April 3, 1993
- 4:52—Gil Burford, Michigan vs. Boston College, N3d, March 18, 1950
- 5:35—Jon Anderson, Minnesota vs. Maine, NSF, March 31, 1989
- 7:14—Dan Laddboa, Cornell vs. Clarkson, CH, March 21, 1970

#### ASSISTS

- 5—Bob Poffenroth, Wisconsin vs. Michigan Tech, N3d, March 21, 1970
- 4—15 times, most recent: Brett Skinner, Denver vs. Colorado Col., NSF, April 7, 2005

#### POINTS

- 7—John Mayasich, Minnesota vs. Boston College, NSF, March 11, 1954 (3 goals, 4 assists)
- 6—Wally Gacek, Michigan vs. Dartmouth, CH, March 20, 1948 (3 goals, 3 assists)

- 6—Gil Burford, Michigan vs. Colorado Col., N3d, March 19, 1949 (2 goals, 4 assists)
- 6—Chris Ray, Colorado Col. vs. Boston U., CH, March 18, 1950 (4 goals, 2 assists)
- 6—Dick Dougherty, Minnesota vs. Boston College, NSF, March 11, 1954 (4 goals, 2 assists)
- 6—Gene Campbell, Minnesota vs. Boston College, NSF, March 11, 1954 (3 goals, 3 assists)
- 6—Bob McCusker, Colorado Col. vs. Michigan, CH, March 16, 1957 (4 goals, 2 assists)
- 6—Bob Poffenroth, Wisconsin vs. Michigan Tech, N3d, March 21, 1970 (1 goal, 5 assists)
- 6—\*Peter McNab, Denver vs. Boston College, NSF, March 15, 1973 (3 goals, 3 assists)

#### PENALTIES

- 8—Randy Skarda, Minnesota vs. Maine, N3d, April 2, 1988
- 5—Dick Starrak, Michigan vs. Dartmouth, NSF, March 17, 1949
- 5—Jack Capuano, Maine vs. Minnesota, N3d, April 2, 1988
- 4—14 times, most recent: Craig Woodcroft, Colgate vs. Wisconsin, CH, April 1, 1990

#### SAVES

- 62—Chris Terreri, Providence vs. Boston College, NSF, March 28, 1985 (3 oi)
- 55—Eddie MacDonald, Clarkson vs. Colorado Col., NSF, March 14, 1957
- 55—Rick Kostj, Minn. Duluth vs. Bowling Green, CH, March 24, 1984 (4 oi)
- 52—Chris Terreri, Providence vs. Minnesota, N3d, March 26, 1983
- 52—Marty Turco, Michigan vs. Maine, NSF, March 30, 1995 (3 oi)

#### SHUTOUTS

- Rick Best, Michigan Tech vs. Brown, NSF, March 19, 1965 (4-0)
- Ken Dryden, Cornell vs. North Dakota, NSF, March 16, 1967 (1-0)
- Gerry Powers, Denver vs. North Dakota, CH, March 16, 1968 (4-0)
- Ron Grahame, Denver vs. Harvard, N3d, March 20, 1971 (1-0)
- Tim Regan, Boston U. vs. Cornell, CH, March 18, 1972 (4-0)
- Terry Kleisinger, Wisconsin vs. New Hampshire, NSF, March 26, 1982 (5-0)
- Marc Behrend, Wisconsin vs. Providence, NSF, March 24, 1983 (2-0)
- Marty Turco, Michigan vs. Boston U., NSF, March 28, 1996 (4-0)
- Marty Turco, Michigan vs. New Hampshire, NSF, April 2, 1998 (4-0)
- Karl Goehring, North Dakota vs. Maine, NSF, April 6, 2000 (2-0)



**Wisconsin claimed the 2006 Men's Frozen Four title. It marked the Badgers' 10th Men's Frozen Four appearance.**

Karl Goehring, North Dakota vs. Michigan St., NSF, April 5, 2001 (2-0)  
Adam Berkhoel, Denver vs. Maine, CH, April 10, 2004 (1-0)

## Individual, Year

### GOALS

7—Bob McCusker, Colorado Col., 1957  
6—Carl Lawrence, Colorado Col., 1950  
6—Dick Dougherty, Minnesota, 1954  
5—Wally Gacek, Michigan, 1948  
5—Gil Burford, Michigan, 1950  
5—Chris Ray, Colorado Col., 1950  
5—Bill Cleary, Harvard, 1955  
5—Bob Van Lammers, Clarkson, 1958  
5—Bill Masterton, Denver, 1961  
5—Terry Meagher, Boston U., 1975  
5—Dave Silk, Boston U., 1977

### ASSISTS

6—Tony Frasca, Colorado Col., 1950  
6—Bill Robbins, Boston U., 1975  
6—Jack O'Callahan, Boston U., 1978  
5—17 times, most recent: Brett Skinner, Denver, 2005

### POINTS

9—Chris Ray, Colorado Col., 1950 (5 goals, 4 assists)  
9—Tony Frasca, Colorado Col., 1950 (3 goals, 6 assists)  
9—John Mayasich, Minnesota, 1954 (4 goals, 5 assists)  
9—Dick Dougherty, Minnesota, 1954 (6 goals, 3 assists)  
9—Bill MacFarland, Michigan, 1954 (4 goals, 5 assists)  
9—Bob McCusker, Colorado Col., 1957 (7 goals, 2 assists)

### PENALTIES

9—Randy Skarda, Minnesota, 1988  
8—Jack Capuano, Maine, 1988  
6—Dick Starrak, Michigan, 1948  
6—Dick Starrak, Michigan, 1949  
6—Jim Archibald, North Dakota, 1984  
6—Jim Johnson, Minn. Duluth, 1985

### SAVES

102—Chris Terreri, Providence, 1985  
99—Eddie MacDonald, Clarkson, 1957  
91—Jim Logue, Boston College, 1959  
88—Lorne Howes, Michigan, 1955  
88—Richie Broadbelt, St. Lawrence, 1962

### SAVE PERCENTAGE

#### (Min. two games)

.986—Ken Dryden, Cornell, 1967 (1 goal allowed, 71 saves)  
.985—Tim Regan, Boston U., 1972 (1 goal allowed, 65 saves)  
.968—Gerry Powers, Denver, 1968 (1 goal allowed, 30 saves)  
.967—Jimmy Howard, Maine, 2004 (2 goals allowed, 59 saves)  
.966—Peter Mannino, Denver, 2005 (3 goals allowed, 85 saves)

### GOALS-AGAINST AVERAGE

#### (Min. two games)

0.50—Ken Dryden, Cornell, 1967 (1 goal allowed)  
0.50—Gerry Powers, Denver, 1968 (1 goal allowed)  
0.50—Tim Regan, Boston U., 1972 (1 goal allowed)  
0.87—Marty Turco, Michigan, 1998 (2 goals allowed)  
0.97—Marty Turco, Michigan, 1996 (2 goals allowed)

## Individual, Career

### GOALS

9—Gil Burford, Michigan, 1949-51  
8—Wally Gacek, Michigan, 1948-49  
8—Dick Dougherty, Minnesota, 1953-54  
8—Bill MacFarland, Michigan, 1954-56  
8—Tom Rendall, Michigan, 1955-57  
8—Bob Van Lammers, Clarkson, 1957-58  
8—Dave Silk, Boston U., 1977-78

### ASSISTS

9—Doug Philpott, Michigan, 1952-54  
9—Terry Slater, St. Lawrence, 1959-61  
9—Vic Stanfield, Boston U., 1974-75  
8—Wally Grant, Michigan, 1948-50

8—Gil Burford, Michigan, 1949-51  
8—Bill Robbins, Boston U., 1974-76  
8—Brett Skinner, Denver, 2004-05

### POINTS

17—Gil Burford, Michigan, 1949-51 (9 goals, 8 assists)  
16—Doug Philpott, Michigan, 1952-54 (7 goals, 9 assists)  
14—Bill MacFarland, Michigan, 1954-56 (8 goals, 6 assists)  
13—Dave Silk, Boston U., 1977-78 (8 goals, 5 assists)  
13—Phil Sykes, North Dakota, 1980, 82 (7 goals, 6 assists)

### PENALTIES

12—Dick Starrak, Michigan, 1948-49  
9—Bob Schiller, Michigan, 1955-57  
9—Jim Archibald, North Dakota, 1982, 84  
9—Randy Skarda, Minnesota, 1988  
8—Jack Capuano, Maine, 1988  
8—Todd Richards, Minnesota, 1986-89

### SAVES

208—Scott Clemmensen, Boston College, 1998-01  
183—Ken Dryden, Cornell, 1967-69  
177—\*Ron Grahame, Denver, 1971-73  
163—Eddie MacDonald, Clarkson, 1957-58  
162—Richie Broadbelt, St. Lawrence, 1961-62

### SAVE PERCENTAGE

#### (Min. three games)

.957—Karl Goehring, North Dakota, 2000-01 (5 goals allowed, 110 saves)  
.951—Chris Terreri, Providence, 1983, 85 (8 goals allowed, 154 saves)  
.941—Marc Behrend, Wisconsin, 1981-83 (6 goals allowed, 96 saves)  
.938—Ken Dryden, Cornell, 1967-69 (12 goals allowed, 183 saves)  
.938—Bob Iwabuchi, North Dakota, 1979-80 (4 goals allowed, 60 saves)

### GOALS-AGAINST AVERAGE

#### (Min. three games)

1.23—Karl Goehring, North Dakota, 2000-01 (5 goals allowed)  
1.50—Gerry Powers, Denver, 1968-69 (6 goals allowed)  
1.50—Bob Iwabuchi, North Dakota, 1979-80 (4 goals allowed)  
1.50—Marc Behrend, Wisconsin, 1981-83 (6 goals allowed)  
1.57—Marty Turco, Michigan, 1995-98 (11 goals allowed)

### GOALIE VICTORIES

4—Willard Ikola, Michigan, 1952-54 (1 loss)  
4—Lorne Howes, Michigan, 1955-56 (0 losses)  
4—George Kirkwood, Denver, 1960-61 (0 losses)  
4—Ken Dryden, Cornell, 1967-69 (2 losses)  
4—Gerry Powers, Denver, 1968-69 (0 losses)  
4—Marc Behrend, Wisconsin, 1981-83 (0 losses)  
4—Marty Turco, Michigan, 1995-98 (2 losses)  
4—Scott Clemmensen, Boston College, 1998-01 (3 losses)

### GOALIE WINNING PERCENTAGE

#### (Min. three decisions)

1.000—Lorne Howes, Michigan, 1955-56 (4-0)  
1.000—George Kirkwood, Denver, 1960-61 (4-0)  
1.000—Gerry Powers, Denver, 1968-69 (4-0)  
1.000—Marc Behrend, Wisconsin, 1981-83 (4-0)  
1.000—Jim Warden, Michigan Tech, 1974-75 (3-0)  
1.000—Darren Jensen, North Dakota, 1980, 82 (3-0)

## Team, Game

### GOALS

14—Michigan vs. Boston U. (2), NSF, March 13, 1953  
14—Minnesota vs. Boston College (1), NSF, March 11, 1954  
13—Colorado Col. vs. Boston U. (4), CH, March 18, 1950  
13—Colorado Col. vs. Michigan (6), CH, March 16, 1957  
13—Michigan Tech vs. St. Lawrence (3), NSF, March 17, 1960

### GOALS, BOTH TEAMS

19—Colorado Col. (13) vs. Michigan (6), CH, March 16, 1957

17—Colorado Col. (13) vs. Boston U. (4), CH, March 18, 1950  
16—Michigan (10) vs. Boston College (6), N3d, March 18, 1950  
16—Michigan (14) vs. Boston U. (2), NSF, March 13, 1953  
16—Michigan Tech (13) vs. St. Lawrence (3), NSF, March 17, 1960

### GOALS, PERIOD

10—Colorado Col. vs. Boston U., CH, March 18, 1950 (3rd)  
8—Michigan Tech vs. St. Lawrence, NSF, March 17, 1960 (2nd)  
7—Colorado Col. vs. Michigan, CH, March 16, 1957 (3rd)  
6—Brown vs. Colorado Col., NSF, March 16, 1951 (2nd)  
6—Michigan vs. Boston U., NSF, March 13, 1953 (3rd)  
6—Minnesota vs. Boston College, NSF, March 11, 1954 (1st)

### GOALS, PERIOD, BOTH TEAMS

13—Colorado Col. (10) vs. Boston U. (3), CH, March 18, 1950 (3rd)  
9—Colorado Col. (7) vs. Michigan (2), CH, March 16, 1957 (3rd)  
9—Michigan Tech (8) vs. St. Lawrence (1), NSF, March 17, 1960 (2nd)  
8—Michigan (6) vs. Boston U. (2), NSF, March 13, 1953 (3rd)  
7—10 times, most recent: Michigan St. (5) vs. Maine (2), N3d, April 1, 1989 (2nd)

### GOALS, LOSING TEAM

7—Boston U. vs. Brown (8), N3d, March 27, 1976  
7—Boston U. vs. Northern Mich. (8), CH, March 30, 1991 (3 ot)  
6—Boston College vs. Michigan (10), N3d, March 18, 1950  
6—Michigan vs. Colorado Col. (13), CH, March 16, 1957  
6—St. Lawrence vs. Boston College (7), N3d, March 14, 1959 (2 ot)  
6—St. Lawrence vs. Boston U. (7), N3d, March 19, 1960  
6—Brown vs. Michigan Tech (7), NSF, March 25, 1976 (2 ot)  
6—Boston College vs. Minn. Duluth (7), N3d, March 30, 1985 (ot)

### FEWEST GOALS

0—Brown vs. Michigan Tech (4), NSF, March 19, 1965  
0—North Dakota vs. Cornell (1), NSF, March 16, 1967  
0—North Dakota vs. Denver (4), CH, March 16, 1968  
0—Harvard vs. Denver (1), N3d, March 20, 1971  
0—Cornell vs. Boston U. (4), CH, March 18, 1972  
0—New Hampshire vs. Wisconsin (5), NSF, March 26, 1982  
0—Providence vs. Wisconsin (2), NSF, March 24, 1983  
0—Boston U. vs. Michigan (4), NSF, March 28, 1996  
0—New Hampshire vs. Michigan (4), NSF, April 2, 1998  
0—Maine vs. North Dakota (2), NSF, April 6, 2000  
0—Michigan St. vs. North Dakota (2), NSF, April 5, 2001  
0—Maine vs. Denver (1), CH, April 10, 2004

### FEWEST GOALS, BOTH TEAMS

1—Cornell (1) vs. North Dakota (0), NSF, March 16, 1967  
1—Denver (1) vs. Harvard (0), N3d, March 20, 1971  
1—Denver (1) vs. Maine (0), CH, April 10, 2004  
2—Wisconsin (2) vs. Providence (0), NSF, March 24, 1983  
2—North Dakota (2) vs. Maine (0), NSF, April 6, 2000  
2—North Dakota (2) vs. Michigan St. (0), NSF, April 5, 2001

### FASTEST CONSECUTIVE GOALS

:05—Michigan (Gordon McMillan and Wally Gacek) vs. Dartmouth, CH, March 20, 1948  
:12—Colorado Col. (Harry Whitworth and Carl Lawrence) vs. Boston U., CH, March 18, 1950  
:13—Michigan (both by Bert Dunn) vs. Boston U., NSF, March 13, 1953  
:13—Michigan Tech (Al Raymond and Don Lauriente) vs. St. Lawrence, NSF, March 17, 1960  
:13—Minnesota (both by Grant Potulny) vs. Michigan, NSF, April 4, 2002



**FASTEST CONSECUTIVE GOALS  
BY OPPOSING TEAMS**

- :07—Michigan Tech (Bill Terry), then Minnesota (Aaron Broten), NSF, March 26, 1981
- :08—Boston U. (Jack Garrity), then Colorado Col. (Tony Frasca), CH, March 18, 1950
- :12—Cornell (Doug Ferguson), then Boston U. (Mike Sobeski), CH, March 18, 1967
- :12—Wisconsin (Dave Herbst), then New Hampshire (Jon Fontes), NSF, March 25, 1977
- :14—Maine (Mario Thyer), then Minnesota (Dave Snuggerud), NSF, March 31, 1989

**WINNING MARGIN**

- 13—Minnesota (14) vs. Boston College (1), NSF, March 11, 1954
- 12—Michigan (14) vs. Boston U. (2), NSF, March 13, 1953
- 10—Michigan Tech (13) vs. St. Lawrence (3), NSF, March 17, 1960
- 10—Denver (12) vs. St. Lawrence (2), CH, March 18, 1961
- 9—Colorado Col. (13) vs. Boston U. (4), CH, March 18, 1950

**MARGIN OVERCOME TO WIN**

- 4—Wisconsin vs. Cornell, NSF, March 16, 1973 (trailed 4-0; won 6-5, ot)
- 4—Boston U. vs. New Hampshire, N3d, March 26, 1977 (trailed 5-1; won 6-5)
- 3—Colorado Col. vs. Yale, NSF, March 14, 1952 (trailed 3-0; won 4-3)
- 3—Minnesota vs. Harvard, NSF, March 19, 1971 (trailed 4-1; won 6-5, ot)
- 3—Michigan Tech vs. Harvard, NSF, March 15, 1974 (trailed 3-0; won 6-5, ot)
- 3—Minnesota vs. Harvard, NSF, March 13, 1975 (trailed 4-1; won 6-4)
- 3—Minnesota vs. Michigan Tech, CH, March 27, 1976 (trailed 3-0; won 6-4)
- 3—Northern Mich. vs. Boston U., CH, March 30, 1991 (trailed 3-0; won 8-7, 3 ot)

**ASSISTS**

- 19—Boston U. vs. Harvard, N3d, March 15, 1975 (10 goals)
- 18—Denver vs. St. Lawrence, CH, March 18, 1961 (12 goals)
- 17—Colorado Col. vs. Michigan, CH, March 16, 1957 (13 goals)
- 17—\*Denver vs. Boston College, NSF, March 15, 1973 (10 goals)
- 16—Northeastern vs. New Hampshire, N3d, March 27, 1982 (10 goals)
- 16—Lake Superior St. vs. Boston U., CH, April 2, 1994 (9 goals)

**ASSISTS, BOTH TEAMS**

- 27—Boston U. (19) vs. Harvard (8), N3d, March 15, 1975 (15 goals)
- 24—Northeastern (16) vs. New Hampshire (8), N3d, March 27, 1982 (14 goals)
- 23—Brown (12) vs. Boston U. (11), N3d, March 27, 1976 (15 goals)
- 23—Northern Mich. (12) vs. Boston U. (11), CH, March 30, 1991 (15 goals) (3 ot)
- 22—\*Denver (17) vs. Boston College (5), NSF, March 15, 1973 (14 goals)

**FEWEST ASSISTS****(Excluding shutouts)**

- 0—Rensselaer vs. Minnesota, NSF, March 12, 1953 (2 goals)
- 0—St. Lawrence vs. Michigan, NSF, March 16, 1956 (1 goal) (ot)
- 0—St. Lawrence vs. Michigan Tech, NSF, March 16, 1962 (1 goal)
- 0—Boston College vs. Denver, NSF, March 14, 1968 (1 goal)
- 0—Colorado Col. vs. North Dakota, NSF, March 27, 1997 (2 goals)

**FEWEST ASSISTS, BOTH TEAMS**

- 1—Denver (1) vs. Maine (0), CH, April 10, 2004 (1 goal, shutout)
- 2—Clarkson (1) vs. Harvard (1), N3d, March 16, 1957 (3 goals) (2 ot)
- 2—Cornell (2) vs. North Dakota (0), NSF, March 16, 1967 (1 goal, shutout)
- 2—Denver (2) vs. Harvard (0), N3d, March 20, 1971 (1 goal, shutout)
- 2—Minn. Duluth (1) vs. North Dakota (1), NSF, March 22, 1984 (3 goals) (ot)

- 2—North Dakota (2) vs. Maine (0), NSF, April 6, 2000 (2 goals)

**POINTS**

- 30—Colorado Col. vs. Michigan, CH, March 16, 1957 (13 goals, 17 assists)
- 30—Denver vs. St. Lawrence, CH, March 18, 1961 (12 goals, 18 assists)
- 29—Boston U. vs. Harvard, N3d, March 15, 1975 (10 goals, 19 assists)
- 28—Michigan vs. Boston U., NSF, March 13, 1953 (14 goals, 14 assists)
- 27—Colorado Col. vs. Boston U., CH, March 18, 1950 (13 goals, 14 assists)
- 27—Michigan Tech vs. St. Lawrence, NSF, March 17, 1960 (13 goals, 14 assists)
- 27—\*Denver vs. Boston College, NSF, March 15, 1973 (10 goals, 17 assists)

**POINTS, BOTH TEAMS**

- 42—Boston U. (10 goals, 19 assists) vs. Harvard (5 goals, 8 assists), N3d, March 15, 1975
  - 40—Colorado Col. (13 goals, 17 assists) vs. Michigan (6 goals, 4 assists), CH, March 16, 1957
  - 38—Brown (8 goals, 12 assists) vs. Boston U. (7 goals, 11 assists), N3d, March 27, 1976
  - 38—Northeastern (10 goals, 16 assists) vs. New Hampshire (4 goals, 8 assists), N3d, March 27, 1982
  - 38—Northern Mich. (8 goals, 12 assists) vs. Boston U. (7 goals, 11 assists), CH, March 30, 1991 (3 ot)
- NSF record*
- 36—\*Denver (10 goals, 17 assists) vs. Boston College (4 goals, 5 assists), March 15, 1973
  - 33—Michigan Tech (13 goals, 14 assists) vs. St. Lawrence (3 goals, 3 assists), March 17, 1960
  - 33—Michigan Tech (7 goals, 8 assists) vs. Brown (6 goals, 12 assists), March 25, 1976 (2 ot)

**FEWEST POINTS****(Excluding shutouts)**

- 1—St. Lawrence vs. Michigan, NSF, March 16, 1956 (1 goal) (ot)
- 1—St. Lawrence vs. Michigan Tech, NSF, March 16, 1962 (1 goal)
- 1—Boston College vs. Denver, NSF, March 14, 1968 (1 goal)
- 2—Many times, most recent: Boston College vs. Wisconsin, CH, April 8, 2006 (1 goal, 1 assist)

**FEWEST POINTS, BOTH TEAMS**

- 2—Denver (1 goal, 1 assist) vs. Maine, CH, April 10, 2004 (shutout)
- 3—Cornell (1 goal, 2 assists) vs. North Dakota, NSF, March 16, 1967 (shutout)
- 3—Denver (1 goal, 2 assists) vs. Harvard, N3d, March 20, 1971 (shutout)
- 4—North Dakota (2 goals, 2 assists) vs. Maine, NSF, April 6, 2000 (shutout)
- 5—Clarkson (2 goals, 1 assist) vs. Harvard (1 goal, 1 assist), N3d, March 16, 1957 (2 ot)
- 5—Minn. Duluth (2 goals, 1 assist) vs. North Dakota (1 goal, 1 assist), NSF, March 22, 1984 (ot)

**SHOTS ON GOAL**

- 65—Boston College vs. Providence, NSF, March 28, 1985 (3 goals) (3 ot)
- 60—Colorado Col. vs. Clarkson, NSF, March 14, 1957 (5 goals)
- 60—Bowling Green vs. Minn. Duluth, CH, March 24, 1984 (5 goals) (4 ot)
- 56—Maine vs. Michigan, NSF, March 30, 1995 (4 goals) (3 ot)
- 55—Michigan Tech vs. St. Lawrence, NSF, March 16, 1962 (6 goals)
- 55—Minnesota vs. Providence, N3d, March 26, 1983 (3 goals)

**SHOTS ON GOAL, BOTH TEAMS**

- 106—Maine (56) vs. Michigan (50), NSF, March 30, 1995 (7 goals) (3 ot)
- 99—Brown (50) vs. Michigan Tech (49), NSF, March 25, 1976 (13 goals) (2 ot)
- 96—Michigan Tech (52) vs. Harvard (44), N3d, March 15, 1969 (11 goals) (2 ot)
- 96—Bowling Green (60) vs. Minn. Duluth (36), CH, March 24, 1984 (9 goals) (4 ot)
- 94—Minnesota (50) vs. Boston U. (44), NSF, March 14, 1974 (9 goals)

**SHOTS ON GOAL, PERIOD**

- 26—Minnesota vs. Providence, N3d, March 26, 1983 (2 goals)

- 24—Colorado Col. vs. Clarkson, NSF, March 14, 1957 (2 goals)
- 24—Harvard vs. Michigan Tech, NSF, March 15, 1974 (1 goal)
- 23—Colorado Col. vs. Michigan, CH, March 12, 1955 (2 goals)
- 23—St. Lawrence vs. Boston College, N3d, March 17, 1956 (3 goals)
- 23—North Dakota vs. Boston College, NSF, March 14, 1963 (3 goals)
- 23—Minnesota vs. Michigan St., NSF, March 27, 1986 (2 goals)
- 23—North Dakota vs. Denver, CH, April 9, 2005 (0 goals)

**SHOTS ON GOAL, PERIOD, BOTH TEAMS**

- 40—Minnesota (23) vs. Michigan St. (17), NSF, March 27, 1986 (5 goals)
- 38—Minnesota (21) vs. Boston U. (17), NSF, March 14, 1974 (3 goals)
- 37—Colorado Col. (20) vs. Michigan (17), N3d, March 19, 1949 (4 goals)
- 37—Boston College (19) vs. Minn. Duluth (18), N3d, March 30, 1985 (6 goals)
- 36—Michigan Tech (22) vs. Michigan (14), CH, March 17, 1956 (7 goals)
- 36—Cornell (19) vs. Michigan Tech (17), NSF, March 14, 1969 (4 goals)

**FEWEST SHOTS ON GOAL**

- 9—Boston College vs. Denver, NSF, March 14, 1968 (1 goal)
- 11—Rensselaer vs. Denver, NSF, March 19, 1964 (1 goal)
- 12—Clarkson vs. Denver, NSF, March 13, 1958 (2 goals)
- 12—Minnesota vs. Denver, NSF, March 17, 1961 (1 goal)
- 15—St. Lawrence vs. Michigan Tech, NSF, March 16, 1962 (1 goal)
- 15—Wisconsin vs. Cornell, NSF, March 19, 1970 (1 goal)

**FEWEST SHOTS ON GOAL, BOTH TEAMS**

- 38—Denver (29) vs. Boston College (9), NSF, March 14, 1968 (5 goals)
- 41—North Dakota (23) vs. Michigan St. (18), CH, March 28, 1987 (8 goals)
- 41—Boston U. (21) vs. Michigan (20), NSF, March 27, 1997 (5 goals)
- 42—Providence (26) vs. Rensselaer (16), N3d, March 21, 1964 (3 goals)
- 42—Colorado Col. (23) vs. Michigan (19), CH, March 30, 1996 (5 goals) (ot)
- 42—New Hampshire (21) vs. Cornell (21), NSF, April 10, 2003 (5 goals) (ot)

**FEWEST SHOTS ON GOAL, REGULATION PERIOD****(Excluding shutouts)**

- 0—Wisconsin vs. Cornell, NSF, March 19, 1970 (0 goals)
- 2—Clarkson vs. Denver, NSF, March 13, 1958 (0 goals)
- 2—Boston College vs. North Dakota, NSF, March 14, 1963 (1 goal)
- 2—Denver vs. North Dakota, CH, March 16, 1963 (1 goal)
- 2—Rensselaer vs. Providence, N3d, March 21, 1964 (0 goals)
- 2—Boston College vs. Denver, NSF, March 14, 1968 (0 goals)
- 2—Michigan St. vs. North Dakota, CH, March 28, 1987 (0 goals)
- 2—Boston U. vs. Lake Superior St., CH, April 2, 1994 (0 goals)

**FEWEST SHOTS ON GOAL, REGULATION PERIOD, BOTH TEAMS**

- 8—Colorado Col. (5) vs. Michigan (3), CH, March 30, 1996 (1 goal)
- 9—Denver (6) vs. Boston College (3), NSF, March 14, 1968 (1 goal)
- 9—North Dakota (6) vs. Dartmouth (3), NSF, March 27, 1980 (0 goals)
- 9—Boston U. (6) vs. Michigan (3), NSF, March 28, 1996 (1 goal)
- 10—Denver (7) vs. North Dakota (3), CH, March 15, 1958 (4 goals)
- 10—Denver (7) vs. Minnesota (3), NSF, March 17, 1961 (2 goals)
- 10—North Dakota (8) vs. Michigan St. (2), CH, March 28, 1987 (3 goals)
- 10—Michigan (6) vs. Boston U. (4), NSF, March 28, 1996 (1 goal)



- 10—New Hampshire (7) vs. Cornell (3), NSF, April 10, 2003 (1 goal)
- 10—Maine (6) vs. Denver (4), CH, April 10, 2004 (1 goal)

**PENALTIES**

- 23—Minnesota vs. Maine, N3d, April 2, 1988
- 20—Maine vs. Minnesota, N3d, April 2, 1988
- 18—Colgate vs. Wisconsin, CH, April 1, 1990
- 16—Lake Superior St. vs. Maine, NSF, March 31, 1988
- 16—Maine vs. Lake Superior St., NSF, March 31, 1988

**PENALTIES, BOTH TEAMS**

- 43—Minnesota (23) vs. Maine (20), N3d, April 2, 1988
- 32—Lake Superior St. (16) vs. Maine (16), NSF, March 31, 1988
- 32—Colgate (18) vs. Wisconsin (14), CH, April 1, 1990
- 27—Rensselaer (15) vs. Minn. Duluth (12), NSF, March 29, 1985 (3 ot)
- 25—Boston College (14) vs. Minn. Duluth (11), N3d, March 30, 1985 (ot)

**FEWEST PENALTIES**

- 0—Boston College vs. Michigan, N3d, March 18, 1950
- 0—Michigan vs. Boston College, N3d, March 18, 1950
- 0—Boston U. vs. Denver, NSF, March 18, 1960
- 0—Harvard vs. Boston U., N3d, March 16, 1974
- 1—Nine times, most recent: Clarkson vs. Boston U., NSF, March 28, 1991

**FEWEST PENALTIES, BOTH TEAMS**

- 0—Michigan (0) vs. Boston College (0), N3d, March 18, 1950
- 1—Boston U. (1) vs. Harvard (0), N3d, March 16, 1974
- 2—Denver (2) vs. Boston U. (0), NSF, March 18, 1960
- 3—Boston U. (2) vs. Clarkson (1), NSF, March 28, 1991
- 4—Brown (2) vs. Michigan (2), CH, March 17, 1951
- 4—Denver (3) vs. Minnesota (1), NSF, March 17, 1961
- 4—Cornell (2) vs. Wisconsin (2), NSF, March 16, 1973 (ot)

- 4—Bowling Green (2) vs. Michigan St. (2), NSF, March 23, 1984

**LONGEST GAME**

- 100:28—Maine (4) vs. Michigan (3), NSF, March 30, 1995 (3 ot)
- 97:11—Bowling Green (5) vs. Minn. Duluth (4), CH, March 24, 1984 (4 ot)
- 89:31—Colorado Col. (4) vs. Vermont (3), NSF, March 28, 1996 (2 ot)
- 85:45—Rensselaer (6) vs. Minn. Duluth (5), NSF, March 29, 1985 (3 ot)
- 81:57—Northern Mich. (8) vs. Boston U. (7), CH, March 30, 1991 (3 ot)

**Team, Year**

**GOALS**

- 23—Colorado Col., 1950
- 21—Michigan, 1953
- 18—Minnesota, 1954
- 18—Colorado Col., 1957
- 18—Denver, 1961

**FEWEST GOALS (Min. two games)**

- 1—North Dakota, 1967
- 2—Harvard, 1957
- 2—Harvard, 1958
- 2—St. Lawrence, 1962
- 2—Boston College, 1968
- 2—Maine, 2004

**FEWEST GOALS ALLOWED**

- (Min. two games)
- 1—Cornell, 1967
- 1—Denver, 1968
- 1—Boston U., 1972
- 2—Michigan Tech, 1962
- 2—Michigan Tech, 1965
- 2—Michigan St., 1966
- 2—Wisconsin, 1983
- 2—Michigan, 1996
- 2—Michigan, 1998
- 2—North Dakota, 2000
- 2—Maine, 2004

**ASSISTS**

- 28—Denver, 1961 (18 goals)
- 27—Colorado Col., 1950 (23 goals)
- 27—Boston U., 1975 (15 goals)
- 24—Colorado Col., 1957 (18 goals)
- 24—Brown, 1976 (14 goals)

**POINTS**

- 50—Colorado Col., 1950 (23 goals, 27 assists)
- 46—Denver, 1961 (18 goals, 28 assists)
- 42—Colorado Col., 1957 (18 goals, 24 assists)
- 42—Boston U., 1975 (15 goals, 27 assists)
- 41—Michigan, 1953 (21 goals, 20 assists)

**SHOTS ON GOAL**

- 105—Boston College, 1985 (9 goals)
- 102—Michigan, 1952 (13 goals)
- 101—Colorado Col., 1957 (18 goals)
- 99—Michigan Tech, 1962 (13 goals)
- 98—Michigan Tech, 1969 (8 goals)

**FEWEST SHOTS ON GOAL**

- (Min. two games)
- 27—Rensselaer, 1964 (3 goals)
- 31—Clarkson, 1958 (7 goals)
- 31—Minnesota, 1961 (5 goals)
- 31—St. Lawrence, 1962 (2 goals)
- 31—Boston College, 1968 (2 goals)

**PENALTIES**

- 36—Maine, 1988
- 30—Minnesota, 1988
- 28—Lake Superior St., 1988
- 25—Wisconsin, 1978
- 23—Boston U., 1976
- 23—Minn. Duluth, 1985
- 23—Wisconsin, 1990

**FEWEST PENALTIES**

- (Min. two games)
- 3—Michigan, 1950
- 3—Boston College, 1963
- 4—Boston College, 1950
- 4—St. Lawrence, 1958
- 4—Clarkson, 1958
- 4—Denver, 1963
- 4—Boston U., 1974
- 4—Harvard, 1974

**Most Outstanding Players**

Year	Player, Team	Pos.	Cl.	Games	Frozen Four Statistics				
					Goals	Assists	Goals Ag.	Saves	
1948	Joe Riley, Dartmouth	F	Jr.	2	4	0	—	—	—
1949	Dick Desmond, Dartmouth	G	Sr.	2	—	—	6	85	—
1950	Ralph Bevins, Boston U.	G	Sr.	2	—	—	16	64	—
1951	Don Whiston, Brown	G	Sr.	2	—	—	11	82	—
1952	Ken Kinsley, Colorado Col.	G	Sr.	2	—	—	7	85	—
1953	John Matchefts, Michigan	F	Sr.	2	3	1	—	—	—
1954	Abbie Moore, Rensselaer	F	Sr.	2	2	1	—	—	—
1955	Phil Hilton, Colorado Col.	D	Sr.	2	0	1	—	—	—
1956	Lorne Howes, Michigan	G	Jr.	2	—	—	6	68	—
1957	Bob McCusker, Colorado Col.	F	Jr.	2	7	2	—	—	—
1958	Murray Massier, Denver	F	So.	2	1	3	—	—	—
1959	Reg Morelli, North Dakota	F	Jr.	2	3	1	—	—	—
1960	Lou Angotti, Michigan Tech	F	So.	2	3	1	—	—	—
	Bob Marquis, Boston U.	F	Sr.	2	3	2	—	—	—
	Barry Urbanski, Boston U.	G	Jr.	2	—	—	12	68	—
1961	Bill Masterton, Denver	F	Jr.	2	5	3	—	—	—
1962	Lou Angotti, Michigan Tech	F	Sr.	2	3	0	—	—	—
1963	Al McLean, North Dakota	F	Sr.	2	3	2	—	—	—
1964	Bob Gray, Michigan	G	Sr.	2	—	—	5	53	—
1965	Gary Milroy, Michigan Tech	F	So.	2	3	3	—	—	—
1966	Gaye Cooley, Michigan St.	G	Jr.	2	—	—	2	48	—
1967	Walt Stanowski, Cornell	D	Jr.	2	2	2	—	—	—
1968	Gerry Powers, Denver	G	Jr.	2	—	—	1	31	—
1969	Keith Magnuson, Denver	D	Sr.	2	1	5	—	—	—
1970	Dan Lodboa, Cornell	D	Sr.	2	3	1	—	—	—
1971	Dan Brady, Boston U.	G	Jr.	2	—	—	4	53	—
1972	Tim Regan, Boston U.	G	Sr.	2	—	—	1	65	—
1973	Dean Talafous, Wisconsin	F	Jr.	2	3	1	—	—	—
1974	Brad Shelstad, Minnesota	G	Sr.	2	—	—	6	68	—
1975	Jim Warden, Michigan Tech	G	Sr.	2	—	—	6	51	—

Year	Player, Team	Pos.	Cl.	Games	Frozen Four Statistics			
					Goals	Assists	Goals Ag.	Saves
1976	Tom Vannelli, Minnesota	F	Jr.	2	2	5	—	—
1977	Julian Baretta, Wisconsin	G	So.	2	—	—	8	57
1978	Jack O'Callahan, Boston U.	D	Jr.	2	0	6	—	—
1979	Steve Janaszak, Minnesota	G	Sr.	2	—	—	6	62
1980	Doug Smail, North Dakota	F	Sr.	2	4	0	—	—
1981	Marc Behrend, Wisconsin	G	So.	2	—	—	4	55
1982	Phil Sykes, North Dakota	F	Sr.	2	4	2	—	—
1983	Marc Behrend, Wisconsin	G	Sr.	2	—	—	2	41
1984	Gary Kruzich, Bowling Green	G	Fr.	2	—	—	5	57
1985	Chris Terreri, Providence	G	Jr.	2	—	—	5	102
1986	Mike Donnelly, Michigan St.	F	Sr.	2	2	0	—	—
1987	Tony Hrkac, North Dakota	F	So.	2	1	4	—	—
1988	Bruce Hoffort, Lake Superior St.	G	Fr.	2	—	—	6	82
1989	Ted Donato, Harvard	F	So.	2	3	2	—	—
1990	Chris Tancill, Wisconsin	F	Sr.	2	3	0	—	—
1991	Scott Beattie, Northern Mich.	F	So.	2	3	3	—	—
1992	Paul Constantin, Lake Superior St.	F	Sr.	2	3	0	—	—
1993	Jim Montgomery, Maine	F	Sr.	2	3	1	—	—
1994	Sean Tallaire, Lake Superior St.	F	So.	2	3	3	—	—
1995	Chris O'Sullivan, Boston U.	F	So.	2	3	0	—	—
1996	Brendan Morrison, Michigan	F	Jr.	2	2	1	—	—
1997	Matt Henderson, North Dakota	F	Jr.	2	3	2	—	—
1998	Marty Turco, Michigan	G	Sr.	2	—	—	2	47
1999	Alfie Michaud, Maine	G	Jr.	2	—	—	3	81
2000	Lee Goren, North Dakota	F	Sr.	2	2	1	—	—
2001	Chuck Kobasew, Boston College	F	Fr.	2	3	1	—	—
2002	Grant Potulny, Minnesota	F	So.	2	3	0	—	—
2003	Thomas Vanek, Minnesota	F	Fr.	2	2	2	—	—
2004	Adam Berkhoel, Denver	G	Sr.	2	—	—	3	50
2005	Peter Mannino, Denver	G	Fr.	2	—	—	3	85
2006	Robbie Earl, Wisconsin	F	Sr.	2	3	1	—	—

### All-Tournament Teams

(1948-2006)

\*Most Outstanding Player(s)  
#Participation in tournament vacated

#### 1948

##### FIRST TEAM

G—Bernie Burke, Boston College  
D—Connie Hill, Michigan  
D—Ron Newson, Colorado Col.  
F—Wally Grant, Michigan  
F—Bill Riley, Dartmouth  
F—Joe Riley, Dartmouth \*

##### SECOND TEAM

G—Dick Desmond, Dartmouth  
D—Ross Smith, Michigan  
D—Ed Songin, Boston College  
F—Wally Gacek, Michigan  
F—Bruce Stewart, Colorado Col.  
F—Joe Slattery, Colorado Col.

#### 1949

##### FIRST TEAM

G—Dick Desmond, Dartmouth \*  
D—Ed Songin, Boston College  
D—Mike Thayer, Dartmouth  
F—Wally Grant, Michigan  
F—Jack Mulhern, Boston College  
F—Joe Riley, Dartmouth

##### SECOND TEAM

G—Bernie Burke, Boston College  
D—Ron Newson, Colorado Col.  
D—Lew Meier, Colorado Col.  
F—Bill Riley, Dartmouth  
F—Wally Gacek, Michigan  
F—Connie Hill, Michigan

#### 1950

##### FIRST TEAM

G—Ralph Bevins, Boston U. \*  
D—Ross Smith, Michigan  
D—Jim Starrak, Colorado Col.  
F—Bill Anderson, Boston U.  
F—Tony Frasca, Colorado Col.  
F—Jack Garrity, Boston U.

#### SECOND TEAM

G—Roy Ikola, Colorado Col.  
D—Ed Songin, Boston College  
D—Joe Folino, Boston U.  
F—Jack Mulhern, Boston College  
F—Wally Grant, Michigan  
F—Ron Hartwell, Colorado Col.

#### 1951

##### FIRST TEAM

G—Don Whiston, Brown \*  
D—Bob Heathcott, Michigan  
D—Jim Starrak, Colorado Col.  
F—Gil Burford, Michigan  
F—Neil Celley, Michigan  
F—John Matchefts, Michigan

##### SECOND TEAM

G—Hal Downes, Michigan  
D—Jim Sutherland, Brown  
D—John Murphy, Brown  
F—Jack Garrity, Boston U.  
F—Al Gubbins, Brown  
F—Omer Brandt, Colorado Col.

#### 1952

##### FIRST TEAM

G—Ken Kinsley, Colorado Col. \*  
D—Jim Haas, Michigan  
D—Len Maccini, Colorado Col.  
F—George Chin, Michigan  
F—John McKennell, Michigan  
F—Doug Philpott, Michigan

##### SECOND TEAM

G—Paul Cruikshank, Yale  
D—Steve Leolich, Colorado Col.  
D—Reggie Shave, Michigan  
F—Earl Keyes, Michigan  
F—Wally Kilrea, Yale  
F—Omer Brandt, Colorado Col.

#### 1953

##### FIRST TEAM

G—Jim Mattson, Minnesota  
D—Alex MacLellan, Michigan  
D—Tom Wegleitner, Minnesota  
F—John Matchefts, Michigan \*  
F—Dick Meredith, Minnesota  
F—Abbie Moore, Rensselaer

#### SECOND TEAM

G—Willard Ikola, Michigan  
D—Herb LaFontaine, Rensselaer  
D—Reggie Shave, Michigan  
F—John Mayasich, Minnesota  
F—George Chin, Michigan  
F—Frank Chiarelli, Rensselaer

#### 1954

##### FIRST TEAM

G—Bob Fox, Rensselaer  
D—Jim Pope, Rensselaer  
D—Ken Yackel, Minnesota  
F—Frank Chiarelli, Rensselaer  
F—John Mayasich, Minnesota  
F—Gordie Peterkin, Rensselaer

##### SECOND TEAM

G—Jim Mattson, Minnesota  
D—Jim Haas, Michigan  
D—Bob Siblo, Boston College  
F—Abbie Moore, Rensselaer \*  
F—Bill MacFarland, Michigan  
F—Dick Dougherty, Minnesota

#### 1955

##### FIRST TEAM

G—Lorne Howes, Michigan  
D—Phil Hilton, Colorado Col. \*  
D—Doug Silverberg, Colorado Col.  
F—Bill Cleary, Harvard  
F—Bill MacFarland, Michigan  
F—Tom Rendall, Michigan

##### SECOND TEAM

G—Bill Sloan, St. Lawrence  
D—Bob Schiller, Michigan  
D—Mike Buchanan, Michigan  
F—Clare Smith, Colorado Col.  
F—Ken Smith, Colorado Col.  
F—Dick Dunnigan, Michigan

#### 1956

##### FIRST TEAM

G—Lorne Howes, Michigan \*  
D—Bob Pitts, Michigan  
D—Bob Schiller, Michigan  
F—Pete Aubry, Michigan Tech  
F—Tom Rendall, Michigan  
F—Ed Switzer, Michigan

**SECOND TEAM**

G—Sarge Whittier, St. Lawrence  
 D—Bill Renner, St. Lawrence  
 D—Willie Tattersall, Michigan Tech  
 F—Cliff Wylie, Michigan Tech  
 F—Ron Stenlund, Michigan Tech  
 F—Joe McLean, St. Lawrence

**1957****FIRST TEAM**

G—Ed Macdonald, Clarkson  
 D—Bob Pitts, Michigan  
 D—Don Wishart, Colorado Col.  
 F—Bill Hay, Colorado Col.  
 F—Bob McCusker, Colorado Col. \*  
 F—Tom Rendall, Michigan

**SECOND TEAM**

G—Ross Childs, Michigan  
 D—Dick McGhee, Colorado Col.  
 D—Bob Schiller, Michigan  
 F—Bob McVey, Harvard  
 F—Dick Dunnigan, Michigan  
 F—John Andrews, Colorado Col.

**1958****FIRST TEAM**

G—Rodney Schneck, Denver  
 D—Bill Steenson, North Dakota  
 D—Ed Zemrau, Denver  
 F—Murray Massier, Denver \*  
 F—Bob Van Lammers, Clarkson  
 F—Jim Brown, Denver

**SECOND TEAM**

G—Ed Macdonald, Clarkson  
 D—Blair Livingstone, Denver  
 D—Ralph Lyndon, North Dakota  
 F—Barry Sharp, Denver  
 F—Ron King, North Dakota  
 F—John MacMillan, Denver

**1959****FIRST TEAM**

G—Joe Selinger, Michigan St.  
 D—Joe Jangro, Boston College  
 D—Pat Presley, St. Lawrence  
 F—Reg Morelli, North Dakota \*  
 F—Bill MacKenzie, Michigan St.  
 F—Ed Thomlinson, North Dakota

**SECOND TEAM**

G—Jim Logue, Boston College  
 D—Ralph Lyndon, North Dakota  
 D—Ed Pollesel, Michigan St.  
 F—Larry Langill, St. Lawrence  
 F—Tom Mustonen, Michigan St.  
 F—Joe Poole, North Dakota

**1960****FIRST TEAM**

G—Barry Urbanski, Boston U. \*  
 D—Marty Howe, Denver  
 D—George Konik, Denver  
 F—Lou Angotti, Michigan Tech \*  
 F—Paul Coppo, Michigan Tech  
 F—Bob Marquis, Boston U. \*

**SECOND TEAM**

G—George Kirkwood, Denver  
 D—Henry Akervall, Michigan Tech  
 D—Pat Enright, Boston U.  
 F—Terry Slater, St. Lawrence  
 F—John MacMillan, Denver  
 F—John Kosiancic, Michigan Tech

**1961****FIRST TEAM**

G—Mike Larson, Minnesota  
 D—Marty Howe, Denver  
 D—Grant Munro, Denver  
 F—Trent Beatty, Denver  
 F—Bill Masterton, Denver \*  
 F—Jerry Walker, Denver

**SECOND TEAM**

G—George Kirkwood, Denver

D—George Konik, Denver  
 D—Arlin Parker, St. Lawrence  
 F—Terry Slater, St. Lawrence  
 F—Jim Josephson, Rensselaer  
 F—Ron Constantine, Minnesota

**1962****FIRST TEAM**

G—Richie Broadbelt, St. Lawrence  
 D—Henry Akervall, Michigan Tech  
 D—Elov Seger, Michigan Tech  
 F—Lou Angotti, Michigan Tech \*  
 F—Red Berenson, Michigan  
 F—John Ivanitz, Michigan Tech

**SECOND TEAM**

G—Garry Bauman, Michigan Tech  
 D—Cal Wagner, Clarkson  
 D—Don Rodgers, Michigan  
 F—Jerry Sullivan, Michigan Tech  
 F—Larry Babcock, Michigan  
 F—Hal Pettersen, Clarkson

**1963****FIRST TEAM**

G—Tom Apprille, Boston College  
 D—George Goodacre, North Dakota  
 D—Don Ross, North Dakota  
 F—Al McLean, North Dakota \*  
 F—Dave Merrifield, North Dakota  
 F—Don Stokaluk, North Dakota

**SECOND TEAM**

G—Wayne Gibbons, Clarkson  
 D—Jim Kenning, Denver  
 D—Maurice Roberge, North Dakota  
 F—Jack Leetch, Boston College  
 F—Corby Adams, Clarkson  
 F—Bob Hamill, Denver

**1964****FIRST TEAM**

G—Bob Gray, Michigan \*  
 D—Tom Polonic, Michigan  
 D—Wayne Smith, Denver  
 F—Andy Herrebut, Denver  
 F—Bill Staub, Denver  
 F—Gordon Wilkie, Michigan

**SECOND TEAM**

G—Bob Bellemore, Providence  
 D—Jim Kenning, Denver  
 D—Larry Kish, Providence  
 D—Barry MacDonald, Michigan  
 F—Mel Wakabayashi, Michigan  
 F—Jerry Knightley, Rensselaer  
 F—Jack Cole, Michigan

**1965****FIRST TEAM**

G—Tony Esposito, Michigan Tech  
 D—Dennis Huculak, Michigan Tech  
 D—Pete Leiman, Michigan Tech  
 F—John Cunniff, Boston College  
 F—Gary Milroy, Michigan Tech \*  
 F—Wayne Weller, Michigan Tech

**SECOND TEAM**

G—Pat Murphy, Boston College  
 D—Roy Davidson, North Dakota  
 D—Ralph Toran, Boston College  
 F—Gerry Kell, North Dakota  
 F—Bob Stoyko, North Dakota  
 F—Dennis Macks, Brown

**1966****FIRST TEAM**

G—Gaye Cooley, Michigan St. \*  
 D—Don Heaphy, Michigan St.  
 D—Wayne Smith, Denver  
 F—Mike Coppo, Michigan St.  
 F—Tom Hurley, Clarkson  
 F—Brian McAndrew, Michigan St.

**SECOND TEAM**

G—Terry Yurkiewicz, Clarkson  
 D—Peter McLachlan, Boston U.  
 D—Bob Brawley, Michigan St.

F—Tom Mikkola, Michigan St.  
 F—John McLennan, Clarkson  
 F—Lyle Bradley, Denver

**1967****FIRST TEAM**

G—Ken Dryden, Cornell  
 D—Harry Orr, Cornell  
 D—Walt Stanowski, Cornell \*  
 F—Mike Doran, Cornell  
 F—Tom Mikkola, Michigan St.  
 F—Jim Quinn, Boston U.

**SECOND TEAM**

G—Wayne Ryan, Boston U.  
 D—Peter McLachlan, Boston U.  
 D—Brian Gilmour, Boston U.  
 F—Doug Ferguson, Cornell  
 F—Dave Ferguson, Cornell  
 F—Brian McAndrew, Michigan St.

**1968****FIRST TEAM**

G—Gerry Powers, Denver \*  
 D—Terry Abram, North Dakota  
 D—Keith Magnuson, Denver  
 F—Brian Cornell, Cornell  
 F—Bob Munro, North Dakota  
 F—Bob Trembecky, Denver

**SECOND TEAM**

G—Ken Dryden, Cornell  
 D—Tim Gould, Denver  
 D—Terry Ogden, North Dakota  
 F—Dave Kariot, North Dakota  
 F—Jim Wiste, Denver  
 F—Tom Gilmore, Denver

**1969****FIRST TEAM**

G—Gerry Powers, Denver  
 D—Keith Magnuson, Denver \*  
 D—Bruce Pattison, Cornell  
 F—Brian Cornell, Cornell  
 F—Tom Miller, Denver  
 F—Bob Trembecky, Denver

**SECOND TEAM**

G—Ken Dryden, Cornell  
 D—Tim Gould, Denver  
 D—Steve Giuliani, Cornell  
 F—Al Karlander, Michigan Tech  
 F—Ron Mark, Harvard  
 F—Peter Tufford, Cornell

**1970**

G—Bruce Bullock, Clarkson  
 D—Steve Giuliani, Cornell  
 D—Dan Lodboa, Cornell \*  
 F—John Hughes, Cornell  
 F—Rick Magnusson, Clarkson  
 F—Bob Poffenroth, Wisconsin

**1971**

G—Dan Brady, Boston U. \*  
 D—Bob Brown, Boston U.  
 D—Bruce McIntosh, Minnesota  
 F—Dean Blais, Minnesota  
 F—Don Cahoon, Boston U.  
 F—Steve Stirling, Boston U.

**1972**

G—Tim Regan, Boston U. \*  
 D—Bob Brown, Boston U.  
 D—Ric Jordan, Boston U.  
 F—John Danby, Boston U.  
 F—Bob Krieger, Denver  
 F—Dave Westner, Cornell  
 F—Gary Winchester, Wisconsin

**1973**

G—Jim Makey, Wisconsin  
 D—Bruce Affleck, Denver #  
 D—John Taft, Wisconsin  
 F—Stan Hinkley, Wisconsin  
 F—Peter McNab, Denver #  
 F—Dean Talafous, Wisconsin \*

**1974**

G—Brad Shelstad, Minnesota \*  
 D—Les Auge, Minnesota  
 D—Jim Nahrgang, Michigan Tech  
 F—Steve Jensen, Michigan Tech  
 F—Jim McMahon, Harvard  
 F—Mike Polich, Minnesota

**1975**

G—Jim Warden, Michigan Tech \*  
 D—Reed Larson, Minnesota  
 D—Bob Lorimer, Michigan Tech  
 F—Bob D'Alvise, Michigan Tech  
 F—Steve Jensen, Michigan Tech  
 F—Warren Miller, Minnesota

**1976**

No team named  
 MOP—Tom Vannelli, F, Minnesota

**1977**

G—Julian Baretta, Wisconsin \*  
 D—Craig Norwich, Wisconsin  
 D—John Taft, Wisconsin  
 F—Dave Debol, Michigan  
 F—Rick Meagher, Boston U.  
 F—Dave Silk, Boston U.

**1978**

G—Paul Skidmore, Boston College  
 D—Dick Lamby, Boston U.  
 D—Jack O'Callahan, Boston U. \*  
 F—Mark Fidler, Boston U.  
 F—Joe Mullen, Boston College  
 F—Dave Silk, Boston U.

**1979**

G—Steve Janaszak, Minnesota \*  
 D—Mike Ramsey, Minnesota  
 D—Howard Walker, North Dakota  
 F—Steve Christoff, Minnesota  
 F—Eric Strobel, Minnesota  
 F—Mark Taylor, North Dakota

**1980**

G—Steve Weeks, Northern Mich.  
 D—Marc Chorney, North Dakota  
 D—Tom Laidlaw, Northern Mich.  
 F—Roy Kerling, Cornell  
 F—Doug Smail, North Dakota \*  
 F—Phil Sykes, North Dakota

**1981**

G—Marc Behrend, Wisconsin \*  
 D—Mike Knoke, Minnesota  
 D—Tim Watters, Michigan Tech  
 F—Steve Bozek, Northern Mich.  
 F—Aaron Broten, Minnesota  
 F—John Newberry, Wisconsin

**1982**

G—Darren Jensen, North Dakota  
 D—Bruce Driver, Wisconsin  
 D—James Patrick, North Dakota  
 F—Cary Eades, North Dakota  
 F—John Newberry, Wisconsin  
 F—Phil Sykes, North Dakota \*

**1983**

G—Marc Behrend, Wisconsin \*  
 D—Chris Chelios, Wisconsin  
 D—Mark Fusco, Harvard  
 F—Pat Flatley, Wisconsin  
 F—Scott Fusco, Harvard  
 F—Paul Houck, Wisconsin

**1984**

G—Rick Kosti, Minn. Duluth  
 G—Gary Kruzich, Bowling Green \*  
 D—Dave Ellett, Bowling Green  
 D—Garry Galley, Bowling Green  
 F—Dean Barsness, North Dakota  
 F—Bob Lakso, Minn. Duluth  
 F—Lyle Phair, Michigan St.

**1985**

G—Chris Terreri, Providence \*  
 D—Tim Friday, Rensselaer

D—Ken Hammond, Rensselaer  
 F—Adam Oates, Rensselaer  
 F—George Servinis, Rensselaer  
 F—Bill Watson, Minn. Duluth

**1986**

G—Norm Foster, Michigan St.  
 D—Mark Benning, Harvard  
 D—Don McSween, Michigan St.  
 F—Allen Bourbeau, Harvard  
 F—Mike Donnelly, Michigan St. \*  
 F—Jeff Parker, Michigan St.

**1987**

G—Ed Belfour, North Dakota  
 D—Ian Kidd, North Dakota  
 D—Chris Luongo, Michigan St.  
 D—Don McSween, Michigan St.  
 F—Tony Hrkac, North Dakota \*  
 F—Bob Joyce, North Dakota  
 F—Corey Millen, Minnesota

**1988**

G—Bruce Hoffort, Lake Superior St. \*  
 D—Kord Cernich, Lake Superior St.  
 D—Brian McColgan, St. Lawrence  
 F—David Capuano, Maine  
 F—Mike de Carle, Lake Superior St.  
 F—Pete Lappin, St. Lawrence

**1989**

G—Allain Roy, Harvard  
 D—Todd Richards, Minnesota  
 D—Kevin Sneddon, Harvard  
 F—Jon Anderson, Minnesota  
 F—Ted Donato, Harvard \*  
 F—Lane MacDonald, Harvard

**1990**

G—Duane Derksen, Wisconsin  
 D—Rob Andringa, Wisconsin  
 D—Mark Osiecki, Wisconsin  
 F—John Byce, Wisconsin  
 F—Joel Gardner, Colgate  
 F—Chris Tancill, Wisconsin \*

**1991**

G—Bill Pye, Northern Mich.  
 D—Lou Melone, Northern Mich.  
 D—Brad Werenka, Northern Mich.  
 F—Tony Amonte, Boston U.  
 F—Scott Beattie, Northern Mich. \*  
 F—Jean-Yves Roy, Maine

**1992**

G—Darrin Madeley, Lake Superior St.  
 D—Mark Astley, Lake Superior St.  
 D—Barry Richter, Wisconsin #  
 F—Paul Constantin, Lake Superior St. \*  
 F—Brian Rolston, Lake Superior St.  
 F—Jason Zent, Wisconsin #

**1993**

G—Garth Snow, Maine  
 D—Chris Imes, Maine  
 D—Michael Smith, Lake Superior St.  
 F—Paul Kariya, Maine  
 F—Jim Montgomery, Maine \*  
 F—Brian Rolston, Lake Superior St.

**1994**

G—Blaine Lacher, Lake Superior St.  
 D—Keith Aldridge, Lake Superior St.  
 D—Steven Barnes, Lake Superior St.  
 F—Clayton Beddoes, Lake Superior St.  
 F—Mike Pomichter, Boston U.  
 F—Sean Tallaire, Lake Superior St. \*

**1995**

G—Blair Allison, Maine  
 D—Chris Imes, Maine  
 D—Kaj Linna, Boston U.  
 F—Shawn Bates, Boston U.  
 F—Chris O'Sullivan, Boston U. \*  
 F—Dan Shermerhorn, Maine

**1996**

G—Marty Turco, Michigan  
 D—Steven Halko, Michigan  
 D—Scott Swanson, Colorado Col.  
 F—Peter Geronazzo, Colorado Col.  
 F—Brendan Morrison, Michigan \*  
 F—Martin St. Louis, Vermont

**1997**

G—Aaron Schweitzer, North Dakota  
 D—Curtis Murphy, North Dakota  
 D—Tom Poti, Boston U.  
 F—Chris Drury, Boston U.  
 F—Matt Henderson, North Dakota \*  
 F—David Hoogsteen, North Dakota

**1998**

G—Marty Turco, Michigan \*  
 D—Bubba Berenzweig, Michigan  
 D—Mike Mottau, Boston College  
 F—Mark Kosick, Michigan  
 F—Josh Langfeld, Michigan  
 F—Marty Reasoner, Boston College

**1999**

G—Alfie Michaud, Maine \*  
 D—David Cullen, Maine  
 D—Jayme Filipowicz, New Hampshire  
 F—Niko Dimitrakos, Maine  
 F—Jason Krog, New Hampshire  
 F—Mike Souza, New Hampshire

**2000**

G—Karl Goehring, North Dakota  
 D—Mike Commodore, North Dakota  
 D—Mike Mottau, Boston College  
 F—Jeff Farkas, Boston College  
 F—Lee Goren, North Dakota \*  
 F—Bryan Lundbohm, North Dakota

**2001**

G—Scott Clemmensen, Boston College  
 D—Travis Roche, North Dakota  
 D—Rob Scuderi, Boston College  
 F—Chuck Kobasew, Boston College \*  
 F—Krys Kolanos, Boston College  
 F—Bryan Lundbohm, North Dakota

**2002**

G—Adam Hauser, Minnesota  
 D—Michael Schutte, Maine  
 D—Peter Metcalf, Maine  
 F—John Pohl, Minnesota  
 F—Grant Potulny, Minnesota \*  
 F—Robert Liscak, Maine

**2003**

G—Travis Weber, Minnesota  
 D—Paul Martin, Minnesota  
 D—Matt DeMarchi, Minnesota  
 F—Steve Saviano, New Hampshire  
 F—Thomas Vanek, Minnesota \*  
 F—Nathan Martz, New Hampshire

**2004**

G—Adam Berkhoel, Denver \*  
 D—Ryan Caldwell, Denver  
 D—Prestin Ryan, Maine  
 F—Junior Lessard, Minn. Duluth  
 F—Dustin Penner, Maine  
 F—Connor James, Denver

**2005**

G—Peter Mannino, Denver \*  
 D—Brett Skinner, Denver  
 D—Matt Carle, Denver  
 F—Paul Stasiny, Denver  
 F—Travis Zajac, North Dakota  
 F—Gabe Gauthier, Denver

**2006**

G—Brian Elliott, Wisconsin  
 D—Tom Gilbert, Wisconsin  
 D—Brett Matherwell, Boston College  
 F—Adam Burish, Wisconsin  
 F—Chris Collins, Boston College  
 F—Robbie Earl, Wisconsin \*



# Championship Game Records

---

Championship Game Records .....	18
Individual.....	18
Team.....	18



# Championship Game Records

The following records are from the NCAA championship game. A performance later vacated is indicated by (\*).

## Individual

### GOALS

- 4—Chris Ray, Colorado Col. vs. Boston U., March 18, 1950
- 4—Bob McCusker, Colorado Col. vs. Michigan, March 16, 1957
- 4—Doug Smail, North Dakota vs. Northern Mich., March 29, 1980
- 3—Wally Gacek, Michigan vs. Dartmouth, March 20, 1948
- 3—Ed Switzer, Michigan vs. Michigan Tech, March 17, 1956
- 3—Bill Masterton, Denver vs. St. Lawrence, March 18, 1961
- 3—John Ivanitz, Michigan Tech vs. Clarkson, March 17, 1962
- 3—Bob Hamill, Denver vs. North Dakota, March 16, 1963
- 3—Dan Lodboa, Cornell vs. Clarkson, March 21, 1970
- 3—Phil Sykes, North Dakota vs. Wisconsin, March 27, 1982
- 3—Allen Bourbeau, Harvard vs. Michigan St., March 29, 1986
- 3—John Byce, Wisconsin vs. Colgate, April 1, 1990
- 3—Scott Beattie, Northern Mich. vs. Boston U., March 30, 1991 (3 ot)
- 3—Darryl Plandowski, Northern Mich. vs. Boston U., March 30, 1991 (3 ot)
- 3—Jason Zent, Wisconsin vs. Lake Superior St., April 4, 1992
- 3—Jim Montgomery, Maine vs. Lake Superior St., April 3, 1993

### FASTEST GAME-OPENING GOAL

- :20—Luc St. Jean, Clarkson vs. Cornell, March 21, 1970
- :23—Ed Switzer, Michigan vs. Michigan Tech, March 17, 1956
- :28—Patrice Tardif, Maine vs. Lake Superior St., April 3, 1993
- :38—John Ivanitz, Michigan Tech vs. Clarkson, March 17, 1962
- :38—Mark Fidler, Boston U. vs. Boston College, March 25, 1978



Photo courtesy of Jamie Schwarberow/NCAA Photos  
**Denver's Adam Berkhoe is one of three goalies in Division I championship-game history to post a shutout. He blanked Maine in the 2004 title contest.**

### FASTEST CONSECUTIVE GOALS

- :51—John MacMillan, Denver vs. Michigan Tech, March 19, 1960
- 1:14—Jim Montgomery, Maine vs. Lake Superior St., April 3, 1993
- 1:53—John Byce, Wisconsin vs. Colgate, April 1, 1990
- 2:41—Warren Young, Michigan Tech vs. Minnesota, March 27, 1976
- 2:55—Dan Lodboa, Cornell vs. Clarkson, March 21, 1970

### FASTEST HAT TRICK

- 4:35—Jim Montgomery, Maine vs. Lake Superior St., April 3, 1993
- 7:14—Dan Lodboa, Cornell vs. Clarkson, March 21, 1970
- 8:23—Scott Beattie, Northern Mich. vs. Boston U., March 30, 1991
- 11:13—Chris Ray, Colorado Col. vs. Boston U., March 18, 1950
- 13:35—Doug Smail, North Dakota vs. Northern Mich., March 29, 1980

### ASSISTS

- 4—Tom Vannelli, Minnesota vs. Michigan Tech, March 27, 1976
- 4—Phil Sykes, North Dakota vs. Northern Mich., March 29, 1980
- 4—Gerald Tallaire, Lake Superior St. vs. Boston U., April 2, 1994
- 3—21 times, most recent: Wayne Strachan, Lake Superior St. vs. Boston U., April 2, 1994

### POINTS

- 6—Wally Gacek, Michigan vs. Dartmouth, March 20, 1948 (3 goals, 3 assists)
- 6—Chris Ray, Colorado Col. vs. Boston U., March 18, 1950 (4 goals, 2 assists)
- 6—Bob McCusker, Colorado Col. vs. Michigan, March 16, 1957 (4 goals, 2 assists)
- 5—Wally Grant, Michigan vs. Dartmouth, March 20, 1948 (2 goals, 3 assists)
- 5—Harry Whitworth, Colorado Col. vs. Boston U., March 18, 1950 (2 goals, 3 assists)
- 5—Bill Masterton, Denver vs. St. Lawrence, March 18, 1961 (3 goals, 2 assists)
- 5—Tom Vannelli, Minnesota vs. Michigan Tech, March 27, 1976 (1 goal, 4 assists)
- 5—Phil Sykes, North Dakota vs. Northern Mich., March 29, 1980 (1 goal, 4 assists)

### PENALTIES

- 4—Bunt Hubchik, Colorado Col. vs. Michigan, March 12, 1955
- 4—Ed Zemrau, Denver vs. North Dakota, March 15, 1958
- 4—Bob Pallante, Michigan Tech vs. Clarkson, March 17, 1962
- 4—Craig Woodcroft, Colgate vs. Wisconsin, April 1, 1990
- 3—18 times, most recent: Matt Greene, North Dakota vs. Denver, April 9, 2005

### SAVES

- 55—Rick Kostis, Minn. Duluth vs. Bowling Green, March 24, 1984 (4 ot)
- 49—Bruce Hoffort, Lake Superior St. vs. St. Lawrence, April 2, 1988 (ot)
- 47—Lorne Howes, Michigan vs. Colorado Col., March 12, 1955
- 46—Ken Kinsley, Colorado Col. vs. Michigan, March 15, 1952
- 46—Alfie Michaud, Maine vs. New Hampshire, April 3, 1999 (ot)

### SHUTOUTS

- Gerry Powers, Denver vs. North Dakota, March 16, 1968 (4-0)
- Tim Regan, Boston U. vs. Cornell, March 18, 1972 (4-0)
- Adam Berkhoe, Denver vs. Maine, April 10, 2004 (1-0)

## Team

### GOALS

- 13—Colorado Col. vs. Boston U. (4), March 18, 1950
- 13—Colorado Col. vs. Michigan (6), March 16, 1957
- 12—Denver vs. St. Lawrence (2), March 18, 1961
- 9—Lake Superior St. vs. Boston U. (1), April 2, 1994
- 8—Michigan vs. Dartmouth (4), March 20, 1948
- 8—Michigan Tech vs. Boston College (2), March 20, 1965
- 8—Northern Mich. vs. Boston U. (7), March 30, 1991 (3 ot)

### GOALS, BOTH TEAMS

- 19—Colorado Col. (13) vs. Michigan (6), March 16, 1957
- 17—Colorado Col. (13) vs. Boston U. (4), March 18, 1950
- 15—Northern Mich. (8) vs. Boston U. (7), March 30, 1991 (3 ot)
- 14—Denver (12) vs. St. Lawrence (2), March 18, 1961
- 12—Michigan (8) vs. Dartmouth (4), March 20, 1948
- 12—Michigan (7) vs. Michigan Tech (5), March 17, 1956

### GOALS, PERIOD

- 10—Colorado Col. vs. Boston U., March 18, 1950 (3rd)
- 7—Colorado Col. vs. Michigan, March 16, 1957 (3rd)
- 5—Denver vs. St. Lawrence, March 18, 1961 (1st)
- 5—North Dakota vs. Denver, March 16, 1963 (1st)
- 5—Northern Mich. vs. Boston U., March 30, 1991 (2nd)
- 5—Lake Superior St. vs. Boston U., April 2, 1994 (2nd)
- 5—North Dakota vs. Boston U., March 29, 1997 (2nd)

### GOALS, PERIOD, BOTH TEAMS

- 13—Colorado Col. (10) vs. Boston U. (3), March 18, 1950 (3rd)
- 9—Colorado Col. (7) vs. Michigan (2), March 16, 1957 (3rd)
- 7—Michigan (4) vs. Michigan Tech (3), March 17, 1956 (1st)
- 7—Denver (5) vs. St. Lawrence (2), March 18, 1961 (1st)
- 7—North Dakota (5) vs. Denver (2), March 16, 1963 (1st)

### GOALS, LOSING TEAM

- 7—Boston U. vs. Northern Mich. (8), March 30, 1991 (3 ot)
- 6—Michigan vs. Colorado Col. (13), March 16, 1957
- 5—Michigan Tech vs. Michigan (7), March 17, 1956
- 5—Denver vs. North Dakota (6), March 16, 1963
- 5—Michigan vs. Wisconsin (6), March 26, 1977 (ot)
- 5—Harvard vs. Michigan St. (6), March 29, 1986

### FEWEST GOALS

- 0—North Dakota vs. Denver (4), March 16, 1968
- 0—Cornell vs. Boston U. (4), March 18, 1972
- 0—Maine vs. Denver (1), April 10, 2004
- 1—Brown vs. Michigan (7), March 17, 1951
- 1—Colorado Col. vs. Michigan (4), March 15, 1952
- 1—Clarkson vs. Michigan Tech (7), March 17, 1962
- 1—Clarkson vs. Michigan St. (6), March 19, 1966
- 1—Boston U. vs. Cornell (4), March 18, 1967
- 1—Minnesota vs. Michigan Tech (6), March 15, 1975
- 1—Providence vs. Rensselaer (2), March 30, 1985
- 1—Boston U. vs. Lake Superior St. (9), April 2, 1994
- 1—New Hampshire vs. Minnesota (5), April 12, 2003
- 1—North Dakota vs. Denver (4), April 9, 2005
- 1—Boston College vs. Wisconsin (2), April 8, 2006

### FEWEST GOALS, BOTH TEAMS

- 1—Denver (1) vs. Maine (0), April 10, 2004
- 3—Rensselaer (2) vs. Providence (1), March 30, 1985
- 3—Wisconsin (2) vs. Boston College (1), April 8, 2006
- 4—Denver (4) vs. North Dakota (0), March 16, 1968
- 4—Boston U. (4) vs. Cornell (0), March 18, 1972
- 5—Michigan (4) vs. Colorado Col. (1), March 15, 1952
- 5—Cornell (4) vs. Boston U. (1), March 18, 1967
- 5—Michigan (3) vs. Colorado Col. (2), March 30, 1996 (ot)

- 5—Michigan (3) vs. Boston College (2), April 4, 1998 (ot)
- 5—Maine (3) vs. New Hampshire (2), April 3, 1999 (ot)
- 5—Boston College (3) vs. North Dakota (2), April 7, 2001 (ot)
- 5—Denver (4) vs. North Dakota (1), April 9, 2005

**FASTEST CONSECUTIVE GOALS**

- :05—Michigan (Gordon McMillan and Wally Gacek) vs. Dartmouth, March 20, 1948
- :12—Colorado Col. (Harry Whitworth and Carl Lawrence) vs. Boston U., March 18, 1950
- :14—Colorado Col. (Chris Ray and Ron Hartwell) vs. Boston U., March 18, 1950
- :15—Colorado Col. (Tony Frasca and Cam Berry) vs. Boston U., March 18, 1950
- :18—Denver (Greg Lacomby and Bob Hamill) vs. North Dakota, March 16, 1963
- :18—North Dakota (Murray Baron and Bob Joyce) vs. Michigan St., March 28, 1987

**FASTEST CONSECUTIVE GOALS, OPPOSING TEAMS**

- :08—Boston U. (Jack Garrity), then Colorado Col. (Tony Frasca), March 18, 1950
- :12—Cornell (Doug Ferguson), then Boston U. (Mike Sobeski), March 18, 1967
- :17—Rensselaer (Abbie Moore), then Minnesota (Ken Yackel), March 13, 1954
- :20—Bowling Green (Garry Galley), then Minn. Duluth (Mark Baron), March 24, 1984
- :22—Colorado Col. (Don Hersack), then Michigan (Tom Rendall), March 16, 1957

**WINNING MARGIN**

- 10—Denver (12) vs. St. Lawrence (2), March 18, 1961
- 9—Colorado Col. (13) vs. Boston U. (4), March 18, 1950
- 8—Lake Superior St. (9) vs. Boston U. (1), April 2, 1994
- 7—Colorado Col. (13) vs. Michigan (6), March 16, 1957
- 6—Michigan (7) vs. Brown (1), March 17, 1951
- 6—Michigan Tech (7) vs. Clarkson (1), March 17, 1962
- 6—Michigan Tech (8) vs. Boston College (2), March 20, 1965

**MARGIN OVERCOME TO WIN**

- 3—Minnesota vs. Michigan Tech, March 27, 1976 (trailed 3-0; won 6-4)
- 3—Northern Mich. vs. Boston U., March 30, 1991 (trailed 3-0; won 8-7, 3 ot)
- 2—Michigan vs. Dartmouth, March 20, 1948 (trailed 4-2; won 8-4)
- 2—Bowling Green vs. Minn. Duluth, March 24, 1984 (trailed 4-2; won 5-4, 4 ot)
- 2—Michigan St. vs. Harvard, March 29, 1986 (trailed 4-2; won 6-5)
- 2—Lake Superior St. vs. Wisconsin, April 4, 1992 (trailed 2-0; won 5-3)
- 2—Maine vs. Lake Superior St., April 3, 1993 (trailed 4-2; won 5-4)
- 2—North Dakota vs. Boston U., March 29, 1997 (trailed 2-0; won 6-4)

**ASSISTS**

- 18—Denver vs. St. Lawrence, March 18, 1961 (12 goals)
- 17—Colorado Col. vs. Michigan, March 16, 1957 (13 goals)
- 16—Colorado Col. vs. Boston U., March 18, 1950 (13 goals)
- 16—Lake Superior St. vs. Boston U., April 2, 1994 (9 goals)
- 12—Michigan Tech vs. Boston College, March 20, 1965 (8 goals)
- 12—Wisconsin vs. Michigan, March 26, 1977 (6 goals) (ot)
- 12—Northern Mich. vs. Boston U., March 30, 1991 (8 goals) (3 ot)

**ASSISTS, BOTH TEAMS**

- 23—Northern Mich. (12) vs. Boston U. (11), March 30, 1991 (15 goals) (3 ot)
- 21—Colorado Col. (16) vs. Boston U. (5), March 18, 1950 (17 goals)

- 21—Colorado Col. (17) vs. Michigan (4), March 16, 1957 (19 goals)
- 21—Denver (18) vs. St. Lawrence (3), March 18, 1961 (14 goals)
- 20—Wisconsin (12) vs. Michigan (8), March 26, 1977 (11 goals) (ot)
- 20—Harvard (10) vs. Michigan St. (10), March 29, 1986 (11 goals)

**FEWEST ASSISTS**

**(Excluding shutouts)**

- 1—Brown vs. Michigan, March 17, 1951 (1 goal)
- 1—Colorado Col. vs. Michigan, March 15, 1952 (1 goal)
- 1—Clarkson vs. Michigan Tech, March 17, 1962 (1 goal)
- 1—Denver vs. Maine, April 10, 2004 (1 goal)
- 1—Boston College vs. Wisconsin, April 8, 2006 (1 goal)
- 2—Nine times, most recent: North Dakota vs. Denver, April 9, 2005 (1 goal)

**FEWEST ASSISTS, BOTH TEAMS**

- 1—Denver (1) vs. Maine (0), April 10, 2004 (1 goal)
- 4—Michigan (2) vs. Colorado Col. (2), March 12, 1955 (8 goals)
- 4—Denver (4) vs. North Dakota, March 16, 1968 (4 goals, shutout)
- 4—Providence (2) vs. Rensselaer (2), March 30, 1985 (3 goals)
- 5—Michigan (4) vs. Colorado Col. (1), March 15, 1952 (5 goals)
- 5—Wisconsin (4) vs. Boston College (1), April 8, 2006 (3 goals)

**POINTS**

- 30—Colorado Col. vs. Michigan, March 16, 1957 (13 goals, 17 assists)
- 30—Denver vs. St. Lawrence, March 18, 1961 (12 goals, 18 assists)
- 29—Colorado Col. vs. Boston U., March 18, 1950 (13 goals, 16 assists)
- 25—Lake Superior St. vs. Boston U., April 2, 1994 (9 goals, 16 assists)
- 20—Michigan Tech vs. Boston College, March 20, 1965 (8 goals, 12 assists)
- 20—Northern Mich vs. Boston U., March 30, 1991 (8 goals, 12 assists) (3 ot)

**POINTS, BOTH TEAMS**

- 40—Colorado Col. (13 goals, 17 assists) vs. Michigan (6 goals, 4 assists), March 16, 1957
- 38—Colorado Col. (13 goals, 16 assists) vs. Boston U. (4 goals, 5 assists), March 18, 1950
- 38—Northern Mich. (8 goals, 12 assists) vs. Boston U. (7 goals, 11 assists), March 30, 1991 (3 ot)
- 35—Denver (12 goals, 18 assists) vs. St. Lawrence (2 goals, 3 assists), March 18, 1961

- 31—Wisconsin (6 goals, 12 assists) vs. Michigan (5 goals, 8 assists), March 26, 1977 (ot)
- 31—Michigan St. (6 goals, 10 assists) vs. Harvard (5 goals, 10 assists), March 29, 1986

**FEWEST POINTS**

**(Excluding shutouts)**

- 2—Brown vs. Michigan, March 17, 1951 (1 goal, 1 assist)
- 2—Colorado Col. vs. Michigan, March 15, 1952 (1 goal, 1 assist)
- 2—Clarkson vs. Michigan Tech, March 17, 1962 (1 goal, 1 assist)
- 2—Denver vs. Maine, April 10, 2004 (1 goal, 1 assist)
- 2—Boston College vs. Wisconsin, April 8, 2006 (1 goal, 1 assist)
- 3—Clarkson vs. Michigan St., March 19, 1966 (1 goal, 2 assists)
- 3—Boston U. vs. Cornell, March 18, 1967 (1 goal, 2 assists)
- 3—Minnesota vs. Michigan Tech, March 15, 1975 (1 goal, 2 assists)
- 3—Providence vs. Rensselaer, March 30, 1985 (1 goal, 2 assists)
- 3—Boston U. vs. Lake Superior St., April 2, 1994 (1 goal, 2 assists)
- 3—North Dakota vs. Denver, April 9, 2005 (1 goal, 2 assists)

**FEWEST POINTS, BOTH TEAMS**

- 2—Denver (1 goal, 1 assist) vs. Maine, April 10, 2004 (shutout)
- 7—Rensselaer (2 goals, 2 assists) vs. Providence (1 goal, 2 assists), March 30, 1985
- 8—Denver (4 goals, 4 assists) vs. North Dakota, March 16, 1968 (shutout)
- 8—Wisconsin (2 goals, 4 assists) vs. Boston College (1 goal, 1 assist), April 8, 2006
- 10—Michigan (4 goals, 4 assists) vs. Colorado Col. (1 goal, 1 assist), March 15, 1952
- 10—Boston U. (4 goals, 6 assists) vs. Cornell, March 18, 1972 (shutout)

**SHOTS ON GOAL**

- 60—Bowling Green vs. Minn. Duluth, March 24, 1984 (5 goals) (4 ot)
- 52—Michigan vs. Brown, March 17, 1951 (7 goals)
- 52—St. Lawrence vs. Lake Superior St., April 2, 1988 (3 goals) (ot)
- 50—Michigan vs. Colorado Col., March 15, 1952 (4 goals)
- 50—Colorado Col. vs. Michigan, March 12, 1955 (3 goals)
- 50—Denver vs. St. Lawrence, March 18, 1961 (12 goals)

**SHOTS ON GOAL, BOTH TEAMS**

- 96—Bowling Green (60) vs. Minn. Duluth (36), March 24, 1984 (9 goals) (4 ot)



*In 2006, Wisconsin and Boston College combined for the third-fewest points (eight) in championship game history.*

- 88—Northern Mich. (48) vs. Boston U. (40), March 30, 1991 (15 goals) (3 ot)  
 87—St. Lawrence (52) vs. Lake Superior St. (35), April 2, 1988 (7 goals) (ot)  
 87—New Hampshire (48) vs. Maine (39), April 3, 1999 (5 goals) (ot)  
 84—Michigan Tech (44) vs. Clarkson (40), March 17, 1962 (8 goals)

**SHOTS ON GOAL, PERIOD**

- 23—Colorado Col. vs. Michigan, March 12, 1955 (2 goals)  
 23—North Dakota vs. Denver, April 9, 2005 (0 goals)  
 22—Minnesota vs. Rensselaer, March 13, 1954 (2 goals)  
 22—Michigan Tech vs. Michigan, March 17, 1956 (3 goals)  
 21—Michigan vs. Brown, March 17, 1951 (3 goals)

**SHOTS ON GOAL, PERIOD, BOTH TEAMS**

- 36—Michigan Tech (22) vs. Michigan (14), March 17, 1956 (7 goals)  
 34—Colorado Col. (23) vs. Michigan (11), March 12, 1955 (5 goals)  
 32—Boston U. (16) vs. Cornell (16), March 18, 1967 (2 goals)  
 31—Michigan Tech (16) vs. Clarkson (15), March 17, 1962 (4 goals)  
 30—St. Lawrence (19) vs. Lake Superior St. (11), April 2, 1988 (4 goals)  
 30—New Hampshire (19) vs. Maine (11), April 3, 1999 (2 goals)

**FEWEST SHOTS ON GOAL**

- 17—Denver vs. North Dakota, March 16, 1963 (5 goals)  
 18—Michigan St. vs. North Dakota, March 28, 1987 (3 goals)  
 19—St. Lawrence vs. Denver, March 18, 1961 (2 goals)  
 19—Clarkson vs. Cornell, March 21, 1970 (4 goals)  
 19—Michigan vs. Colorado Col., March 30, 1996 (3 goals) (ot)

**FEWEST SHOTS ON GOAL, BOTH TEAMS**

- 41—North Dakota (23) vs. Michigan St. (18), March 28, 1987 (8 goals)

- 42—Colorado Col. (23) vs. Michigan (19), March 30, 1996 (5 goals) (ot)  
 44—Colgate (24) vs. Wisconsin (20), April 1, 1990 (10 goals)  
 44—Maine (24) vs. Denver (20), April 10, 2004 (1 goal)  
 46—Denver (24) vs. North Dakota (22), March 16, 1968 (4 goals)

**FEWEST SHOTS ON GOAL,****REGULATION PERIOD**

- 2—Denver vs. North Dakota, March 16, 1963 (1 goal)  
 2—Michigan St. vs. North Dakota, March 28, 1987 (0 goals)  
 2—Boston U. vs. Lake Superior St., April 2, 1994 (0 goals)  
 3—North Dakota vs. Denver, March 15, 1958 (1 goal)  
 3—North Dakota vs. Denver, March 16, 1968 (0 goals)  
 3—Michigan Tech vs. Minnesota, March 16, 1974 (1 goal)  
 3—Wisconsin vs. Colgate, April 1, 1990 (1 goal)  
 3—Wisconsin vs. Lake Superior St., April 4, 1992 (0 goals)  
 3—Michigan vs. Colorado Col., March 30, 1996 (1 goal)

**FEWEST SHOTS ON GOAL,****REGULATION PERIOD, BOTH TEAMS**

- 8—Colorado Col. (5) vs. Michigan (3), March 30, 1996 (1 goal)  
 10—Denver (7) vs. North Dakota (3), March 15, 1958 (4 goals)  
 10—North Dakota (8) vs. Michigan St. (2), March 28, 1987 (3 goals)  
 10—Maine (6) vs. Denver (4), April 10, 2004 (1 goal)  
 11—Michigan St. (6) vs. North Dakota (5), March 14, 1959 (1 goal)  
 11—North Dakota (9) vs. Denver (2), March 16, 1963 (1 goal)  
 11—Denver (8) vs. North Dakota (3), March 16, 1968 (0 goals)

**PENALTIES**

- 18—Colgate vs. Wisconsin, April 1, 1990  
 14—Wisconsin vs. Colgate, April 1, 1990

- 14—Wisconsin vs. Lake Superior St., April 4, 1992  
 13—Clarkson vs. Michigan St., March 19, 1966  
 12—Lake Superior St. vs. St. Lawrence, April 2, 1988 (ot)

**PENALTIES, BOTH TEAMS**

- 32—Colgate (18) vs. Wisconsin (14), April 1, 1990  
 24—Wisconsin (14) vs. Lake Superior St. (10), April 4, 1992  
 21—Lake Superior St. (12) vs. St. Lawrence (9), April 2, 1988 (ot)  
 20—Boston College (10) vs. Boston U. (10), March 25, 1978  
 20—Colorado Col. (10) vs. Michigan (10), March 30, 1996 (ot)

**FEWEST PENALTIES**

- 1—Michigan Tech vs. Denver, March 19, 1960  
 2—Brown vs. Michigan, March 17, 1951  
 2—Michigan vs. Brown, March 17, 1951  
 2—\*Denver vs. Wisconsin, March 17, 1973  
 3—Six times, most recent: Wisconsin vs. Denver, March 17, 1973

**FEWEST PENALTIES, BOTH TEAMS**

- 4—Brown (2) vs. Michigan (2), March 17, 1951  
 5—Wisconsin (3) vs. \*Denver (2), March 17, 1973  
 6—Denver (5) vs. Michigan Tech (1), March 19, 1960  
 7—Dartmouth (4) vs. Boston College (3), March 19, 1949  
 7—Minnesota (4) vs. Rensselaer (3), March 13, 1954 (ot)  
 7—Cornell (4) vs. Boston U. (3), March 18, 1972

**LONGEST GAME**

- 97:11—Bowling Green (5) vs. Minn. Duluth (4), March 24, 1984 (4 ot)  
 81:57—Northern Mich. (8) vs. Boston U. (7), March 30, 1991 (3 ot)  
 77:51—Michigan (3) vs. Boston College (2), April 4, 1998 (ot)  
 76:58—Minnesota (4) vs. Maine (3), April 6, 2002 (ot)  
 70:50—Maine (3) vs. New Hampshire (2), April 3, 1999 (ot)



# Regional Records

---

Regional Records ..... 22  
Individual, Game ..... 22  
Team, Game ..... 22  
All-Regional Teams ..... 25



## Regional Records

The following records include game marks set during the East or West regionals (1992-2002). In 2003, the tournament was expanded to 16 teams and therefore Northeast and Midwest Regions were added. An East Regional game is indicated by (ER), a West Regional game by (WR), a Northeast Regional game by (NER), a Midwest Region game by (MWR) and a performance later vacated by (\*). Any East, Northeast, Midwest or West regional records not included in the listings are specifically noted below that category.

### Individual, Game

#### GOALS

- 3—Scott Thomas, Clarkson vs. Northern Mich., WR, March 27, 1992
- 3—Scott Beattie, Northern Mich. vs. Clarkson, WR, March 27, 1992
- 3—Paul Constantin, Lake Superior St. vs. Minnesota, WR, March 29, 1992
- 3—Gerald Tallaire, Lake Superior St. vs. Northeastern, WR, March 26, 1994 (ot)
- 3—Kaj Linna, Boston U. vs. Lake Superior St., ER, March 25, 1995
- 3—Dave Barozzino, Mass.-Lowell vs. Michigan St., WR, March 23, 1996
- 3—Steve Kariya, Maine vs. Clarkson, ER, March 27, 1999
- 3—Grant Potulny, Minnesota vs. Mercyhurst, WR, March 28, 2003
- 3—Gabe Gauthier, Denver vs. New Hampshire, NER, March 27, 2005
- 3—Chris Higgins, Boston U. vs. Neb.-Omaha, NER, March 24, 2006
- 3—Joe Pavelski, Wisconsin vs. Bemidji St., MWR, March 25, 2006

#### FASTEST GAME-OPENING GOAL

- :10—Colin Hemingway, New Hampshire vs. St. Cloud St., NER, March 28, 2003
- :13—Matt Koalska, Minnesota vs. Ferris St., WR, March 29, 2003
- :27—David Wrigley, Mercyhurst vs. Boston College, ER, March 25, 2005
- :33—Brendan Morrison, Michigan vs. Minnesota, WR, March 23, 1997
- :42—Travis Zajac, North Dakota vs. Boston College, ER, March 26, 2005

#### MWR Record

- :54—Cory McLean, Notre Dame vs. Minnesota, MWR, March 27, 2004



**Cornell's David McKee registered 59 saves in a three-overtime loss to Wisconsin in last year's Midwest Regional final. It is the third-highest saves total in Division I regional history.**

#### FASTEST CONSECUTIVE GOALS

- :41—Jason Botterill, Michigan vs. Minnesota, WR, March 23, 1997
- :59—Brian Rolston, Lake Superior St. vs. Minn. Duluth, WR, March 27, 1993
- 1:02—Scott Beattie, Northern Mich. vs. Clarkson, WR, March 27, 1992
- 1:13—Scott Thomas, Clarkson vs. Northern Mich., WR, March 27, 1992
- 1:39—Tommi Deggerman, Boston U. vs. New Hampshire, ER, March 29, 1998

#### MWR Record

- 4:48—Junior Lessard, Minn. Duluth vs. Michigan St., MWR, March 27, 2004

#### NER Record

- 18:37—Colin Hemingway, New Hampshire vs. St. Cloud St., NER, March 28, 2003

#### FASTEST HAT TRICK

- 5:31—Chris Higgins, Boston U. vs. Neb.-Omaha, NER, March 24, 2006
- 24:07—Scott Thomas, Clarkson vs. Northern Mich., WR, March 27, 1992
- 26:59—Paul Constantin, Lake Superior St. vs. Minnesota, WR, March 29, 1992
- 28:51—Scott Beattie, Northern Mich. vs. Clarkson, WR, March 27, 1992
- 29:31—Joe Pavelski, Wisconsin vs. Bemidji St., MWR, March 25, 2006

#### ER Record

- 31:53—Kaj Linna, Boston U. vs. Lake Superior St., ER, March 25, 1995

#### ASSISTS

- 5—Gino Guyer, Minnesota vs. Mercyhurst, WR, March 28, 2003
- 4—Mark Beaufait, Northern Mich. vs. Clarkson, WR, March 27, 1992
- 4—Brendan Morrison, Michigan vs. Lake Superior St., WR, March 27, 1994 (ot)
- 4—Jeff Panzer, North Dakota vs. Colorado Col., ER, March 24, 2001
- 3—23 times, most recent: Brandon Yip and Sean Sullivan, Boston U. vs. Neb.-Omaha, NER, March 24, 2006

#### MWR Record

- 2—Nine times, most recent: Adam Burish and Andrew Joudrey, Wisconsin vs. Bemidji St., MWR, March 25, 2006; Marty Serich, Colorado Col. vs. Cornell, MWR, March 25, 2006

#### POINTS

- 6—Steve Kariya, Maine vs. Clarkson, ER, March 27, 1999 (3 goals, 3 assists)
- 5—Scott Beattie, Northern Mich. vs. Clarkson, WR, March 27, 1992 (3 goals, 2 assists)
- 5—Jim Montgomery, Maine vs. Minnesota, ER, March 27, 1993 (2 goals, 3 assists)
- 5—Gino Guyer, Minnesota vs. Mercyhurst, WR, March 28, 2003 (5 assists)
- 4—18 times, most recent: Joe Rooney, Boston College vs. Boston U., NER, March 25, 2006 (2 goals, 2 assists); also-Jeff Tambellini, Michigan vs. Wisconsin, MWR, March 25, 2005 (2 goals, 2 assists)

#### PENALTIES

- 5—Christian Sbrocca, Mass.-Lowell vs. Colorado Col., WR, March 24, 1996
- 5—Matt Greene, North Dakota vs. Boston College, ER, March 26, 2005
- 4—\*Chris Nelson, Wisconsin vs. New Hampshire, ER, March 26, 1992
- 4—Joe Frederick, Northern Mich. vs. Michigan, WR, March 29, 1992
- 4—Jamie Spencer, Wisconsin vs. Michigan, WR, March 25, 1995
- 4—Jason Botterill, Michigan vs. Wisconsin, WR, March 25, 1995
- 4—Jamal Mayers, Western Mich. vs. Clarkson, ER, March 22, 1996
- 4—Chris Clark, Clarkson vs. Western Mich., ER, March 22, 1996
- 4—Erik Rasmussen, Minnesota vs. Michigan St., WR, March 22, 1997
- 4—Matt Hendricks, St. Cloud St. vs. New Hampshire, NER, March 28, 2003
- 4—Adam Burish, Wisconsin vs. Michigan, MWR, March 25, 2005

- 4—Dan Bertman, Boston College vs. Miami (Ohio), NER, March 24, 2006

#### SAVES

- 77—Rick DiPietro, Boston U. vs. St. Lawrence, ER, March 26, 2000 (4 ot)
- 72—Derek Gustafson, St. Lawrence vs. Boston U., ER, March 26, 2000 (4 ot)
- 59—David McKee, Cornell vs. Wisconsin, MWR, March 26, 2006 (3 ot)
- 52—Mike Ella, Mercyhurst vs. Boston College, ER, March 25, 2005
- 50—Mike Tamburro, Rensselaer vs. Minnesota, WR, March 24, 1995

#### NER Record

- 45—Matt Climie, Bemidji St. vs. Denver, NER, March 26, 2005

#### SHUTOUTS

- Trent Cavicchi, New Hampshire vs. Rensselaer, ER, March 25, 1994 (2-0)
- Jeff Callinan, Minnesota vs. Rensselaer, WR, March 24, 1995 (3-0)
- Jeff Maund, Ohio St. vs. Yale, WR, March 27, 1998 (4-0)
- Jeff Sanger, Colorado Col. vs. Michigan St., WR, March 22, 2002 (2-0)
- Michael Ayers, New Hampshire vs. Boston U., NER, March 29, 2003 (3-0)
- Matti Kallianiemi, Boston College vs. Ohio St., ER, March 29, 2003 (1-0)
- Jordan Parise, North Dakota vs. Holy Cross, WR, March 26, 2004 (3-0)
- Bernd Bruckler, Wisconsin vs. Ohio State, ER, March 26, 2004 (1-0) (ot)
- Adam Berkhoe, Denver vs. North Dakota, WR, March 27, 2004 (1-0)
- Isaac Reichmuth, Minn. Duluth vs. Michigan State, MWR, March 27, 2004 (5-0)
- Kellen Briggs, Minnesota vs. Maine, WR, March 26, 2005 (1-0) (ot)
- Cory Schneider, Boston College vs. Miami (Ohio), NER, March 24, 2006 (5-0)
- Brian Elliot, Wisconsin vs. Bemidji St., MWR, March 25, 2006 (4-0)
- Jeff Lerg, Michigan St. vs. New Hampshire, ER, March 25, 2006 (1-0)
- Cory Schneider, Boston College vs. Boston U., NER, March 25, 2006 (5-0)
- Brian Elliot, Wisconsin vs. Cornell, MWR, March 26, 2006 (1-0)

### Team, Game

#### GOALS

- 9—Denver vs. New Hampshire (2), ER, March 24, 1995
- 9—Minnesota vs. Mercyhurst (2), WR, March 28, 2003
- 9—Boston U. vs. Neb.-Omaha (2), NER, March 24, 2006
- 8—Northern Mich. vs. Clarkson (4), WR, March 27, 1992
- 8—Lake Superior St. vs. Minnesota (3), WR, March 29, 1992

#### MWR Record

- 6—Colorado Col. vs. Colgate (5), MWR, March 25, 2005

#### GOALS, BOTH TEAMS

- 13—Michigan (7) vs. Northern Mich. (6), WR, March 29, 1992
- 12—Northern Mich. (8) vs. Clarkson (4), WR, March 27, 1992
- 11—Lake Superior St. (8) vs. Minnesota (3), WR, March 29, 1992
- 11—Lake Superior St. (6) vs. Northeastern (5), WR, March 26, 1994 (ot)
- 11—Denver (9) vs. New Hampshire (2), ER, March 24, 1995
- 11—Michigan (7) vs. Minnesota (4), WR, March 23, 1997
- 11—New Hampshire (7) vs. Wisconsin (4), ER, March 28, 1998
- 11—Boston College (6) vs. Michigan St. (5), WR, March 24, 2000 (ot)

- 11—Minnesota (9) vs. Mercyhurst (2), WR, March 28, 2003  
 11—Minnesota (7) vs. Ferris St. (4), WR, March 29, 2003  
 11—Colorado Col. (6) vs. Colgate (5), MWR, March 25, 2005  
 11—Boston U. (9) vs. Neb.-Omaha (2), NER, March 24, 2006

**GOALS, PERIOD**

- 6—Northern Mich. vs. Clarkson, WR, March 27, 1992 (2nd)  
 6—Boston U. vs. Neb.-Omaha, NER, March 24, 2006 (2nd)  
 5—Harvard vs. New Hampshire, ER, March 26, 1994 (3rd)  
 5—New Hampshire vs. Wisconsin, ER, March 28, 1998 (3rd)  
 5—Maine vs. Michigan, ER, March 26, 2000 (3rd)  
 5—Minnesota vs. Mercyhurst, WR, March 28, 2003 (2nd)  
 5—Minnesota vs. Ferris St., WR, March 29, 2003 (1st)

*MWR Record*

- 4—Minn. Duluth vs. Michigan St., MWR, March 27, 2004 (2nd)

**GOALS, PERIOD, BOTH TEAMS**

- 9—Northern Mich. (6) vs. Clarkson (3), WR, March 27, 1992 (2nd)  
 7—Michigan (4) vs. Minnesota (3), WR, March 23, 1997 (2nd)  
 7—Minnesota (5) vs. Ferris St. (2), WR, March 29, 2003 (1st)  
 7—Boston U. (6) vs. Neb.-Omaha (1), NER, March 24, 2006 (2nd)  
 6—Northern Mich. (4) vs. Michigan (2), WR, March 29, 1992 (2nd)  
 6—Brown (3) vs. Minn. Duluth (3), WR, March 26, 1993 (1st)  
 6—Lake Superior St. (3) vs. Northeastern (3), WR, March 26, 1994 (1st)  
 6—Boston U. (4) vs. Lake Superior St. (2), ER, March 25, 1995 (3rd)  
 6—New Hampshire (5) vs. Wisconsin (1), ER, March 28, 1998 (3rd)  
 6—Maine (5) vs. Michigan (1), ER, March 26, 2000 (3rd)

*MWR Record*

- 5—Colorado Col. (3) vs. Colgate (2), MWR, March 25, 2005 (1st)

**GOALS, LOSING TEAM**

- 6—Northern Mich. vs. Michigan (7), WR, March 29, 1992  
 5—Northeastern vs. Lake Superior St. (6), WR, March 26, 1994 (ot)  
 5—Michigan St. vs. Boston College (6), WR, March 24, 2000 (ot)  
 5—Colgate vs. Colorado Col. (6), MWR, March 25, 2005  
 4—12 times, most recent: Michigan St. vs. Maine (5), ER, March 26, 2006

*NER Record*

- 4—Harvard vs. Boston U. (6), NER, March 28, 2003

**FEWEST GOALS**

- 0—Rensselaer vs. New Hampshire (2), ER, March 25, 1994  
 0—Rensselaer vs. Minnesota (3), WR, March 24, 1995  
 0—Yale vs. Ohio St. (4), WR, March 27, 1998  
 0—Colorado Col. vs. Michigan St. (2), WR, March 22, 2002  
 0—Boston U. vs. New Hampshire (3), NER, March 29, 2003  
 0—Ohio St. vs. Boston College (1), ER, March 29, 2003  
 0—Holy Cross vs. North Dakota (3), WR, March 26, 2004  
 0—Ohio State vs. Wisconsin (1), ER, March 26, 2004 (ot)  
 0—North Dakota vs. Denver (1), WR, March 27, 2004  
 0—Michigan St. vs. Minn. Duluth (5), MWR, March 27, 2004  
 0—Maine vs. Minnesota, WR, March 26, 2005 (ot)  
 0—Miami (Ohio) vs. Boston College (5), NER, March 24, 2006

- 0—Bemidji St. vs. Wisconsin (4), MWR, March 25, 2006  
 0—Boston U. vs. Boston College (5), NER, March 25, 2006  
 0—New Hampshire vs. Michigan St. (1), ER, March 25, 2006  
 0—Cornell vs. Wisconsin (1), MWR, March 26, 2006

**FEWEST GOALS, BOTH TEAMS**

- 1—Boston College (1) vs. Ohio St. (0), ER, March 29, 2003  
 1—Wisconsin (1) vs. Ohio St. (0), ER, March 26, 2004 (ot)  
 1—Denver (1) vs. North Dakota (0), WR, March 27, 2004  
 1—Minnesota (1) vs. Maine (0), WR, March 26, 2005 (ot)  
 1—Michigan St. (1) vs. New Hampshire (0), ER, March 25, 2006  
 1—Wisconsin (1) vs. Cornell (0), MWR, March 26, 2006  
 2—New Hampshire (2) vs. Rensselaer (0), ER, March 25, 1994  
 2—Colorado Col. (2) vs. Michigan St. (0), WR, March 22, 2002

*NER Record*

- 3—New Hampshire (3) vs. Boston U. (0), NER, March 30, 2003

**FASTEST CONSECUTIVE GOALS**

- :06—Michigan (Scott Matzka and Mike Cammalleri) vs. Mercyhurst, WR, March 24, 2001  
 :11—Colorado Col. (Cam Kryway and Justin Morrison) vs. St. Lawrence, WR, March 27, 1999  
 :15—Northeastern (Tom O'Connor and Jordan Shields) vs. Lake Superior St., WR, March 26, 1994  
 :18—Lake Superior St. (Wayne Strachan and Gerald Tallaire) vs. Northeastern, WR, March 26, 1994  
 :21—Lake Superior St. (Paul Constantin and John Hendry) vs. Minnesota, WR, March 29, 1992  
 :21—Boston U. (Chris Higgins and Kenny Roche) vs. Neb.-Omaha, NER, March 24, 2006

*ER Record*

- :32—Clarkson (Jordan Grant and Todd White) vs. Colorado Col., ER, March 22, 1997

*MWR Record*

- :49—Colorado Col. (Aaron Slattergren and Marty Serich) vs. Colgate, MWR, March 25, 2005

**FASTEST CONSECUTIVE GOALS, OPPOSING TEAMS**

- :08—New Hampshire (Sean Collins), then Harvard (Alex Meintell), NER, March 26, 2005  
 :09—Clarkson (Scott Thomas), then Northern Mich. (Scott Beattie), WR, March 27, 1992  
 :12—Wisconsin (Matt Hussey), then Michigan St. (John Nail), WR, March 25, 2001  
 :14—Boston U. (Dan Spang), then Neb.-Omaha (Tomas Klempa), NER, March 24, 2006  
 :18—Lake Superior St. (Keith Aldridge), then Boston U. (Kaj Linna), ER, March 25, 1995  
 :18—Ohio St. (Tom Fritsche), then Cornell (Doug Krantz), WR, March 26, 2005

*MWR Record*

- :40—Wayne St. (Mich.) (Keith Stanich), then Colorado Col. (James Laux), MWR, March 29, 2003

**WINNING MARGIN**

- 7—Denver (9) vs. New Hampshire (2), ER, March 24, 1995  
 7—Minnesota (9) vs. Mercyhurst (2), WR, March 28, 2003  
 7—Boston U. (9) vs. Neb.-Omaha (2), NER, March 24, 2006  
 6—Harvard (7) vs. New Hampshire (1), ER, March 26, 1994  
 5—Lake Superior St. (8) vs. Minnesota (3), WR, March 29, 1992  
 5—Clarkson (6) vs. Western Mich. (1), ER, March 22, 1996  
 5—Boston College (6) vs. Colorado Col. (1), ER, March 29, 1998  
 5—Maine (7) vs. Clarkson (2), ER, March 27, 1999  
 5—Cornell (6) vs. Quinnipiac (1), ER, March 23, 2002  
 5—Minn. Duluth (5) vs. Michigan St. (0), MWR, March 27, 2004

- 5—Boston College (5) vs. Miami (Ohio) (0), NER, March 24, 2006  
 5—Maine (6) vs. Harvard (1), ER, March 25, 2006  
 5—Boston College (5) vs. Boston U. (0), NER, March 25, 2006

**LARGEST MARGIN OVERCOME TO WIN**

- 3—Michigan vs. Northern Mich., WR, March 29, 1992 (trailed 6-3; won 7-6)  
 3—Michigan vs. Denver, ER, March 26, 1999 (trailed 3-0; won 5-3)  
 3—Maine vs. Harvard, ER, March 26, 2004 (trailed 3-0, won 5-4)  
 3—Colorado Col. vs. Michigan, MWR, March 26, 2005 (trailed 3-0, won 4-3)  
 2—Northern Mich. vs. Clarkson, WR, March 27, 1992 (trailed 4-2; won 8-4)  
 2—Wisconsin vs. Michigan St., WR, March 24, 1995 (trailed 3-1; won 5-3)  
 2—New Hampshire vs. Wisconsin, ER, March 28, 1998 (trailed 3-1; won 7-4)  
 2—Ohio St. vs. Michigan St., WR, March 28, 1998 (trailed 2-0; won 4-3, ot)  
 2—Michigan vs. North Dakota, WR, March 28, 1998 (trailed 2-0; won 4-3)  
 2—Boston College vs. Michigan St., WR, March 24, 2000 (trailed 2-0; won 6-5, ot)  
 2—Minnesota vs. Notre Dame, MWR, March 27, 2004 (trailed 2-0, won 5-2)  
 2—Cornell vs. Ohio St., WR, March 26, 2005 (trailed 2-0, won 3-2)  
 2—Cornell vs. Colorado Col., MWR, March 25, 2006 (trailed 2-0, won 3-2)

*NER Record*

- 1—Six times, most recent: Boston U. vs. Neb.-Omaha, NER, March 24, 2006 (trailed 1-0, won 9-2)

**ASSISTS**

- 17—Boston U. vs. Neb.-Omaha, NER, March 24, 2006 (9 goals)  
 13—Northern Mich. vs. Clarkson, WR, March 27, 1992 (8 goals)  
 13—Lake Superior St. vs. Alas. Anchorage, WR, March 27, 1992 (7 goals)  
 13—New Hampshire vs. Wisconsin, ER, March 28, 1998 (7 goals)  
 13—Minnesota vs. Mercyhurst, WR, March 28, 2003 (9 goals)  
 12—Michigan vs. Northern Mich., WR, March 29, 1992 (7 goals)  
 12—Wisconsin vs. Western Mich., ER, March 25, 1994 (6 goals)

*MWR Record*

- 9—Minn. Duluth vs. Michigan St., MWR, March 27, 2004 (5 goals)

**ASSISTS, BOTH TEAMS**

- 21—Michigan (12) vs. Northern Mich. (9), WR, March 29, 1992 (13 goals)  
 21—Boston U. (17) vs. Neb.-Omaha (4), NER, March 24, 2006 (11 goals)  
 20—Northern Mich. (13) vs. Clarkson (7), WR, March 27, 1992 (12 goals)  
 18—Lake Superior St. (13) vs. Alas. Anchorage (5), WR, March 27, 1992 (10 goals)  
 18—New Hampshire (13) vs. Wisconsin (5), ER, March 28, 1998 (11 goals)  
 17—Boston College (10) vs. Michigan St. (7), WR, March 24, 2000 (ot)

*MWR Record*

- 12—Colorado Col. (7) vs. Colgate (5), MWR, March 25, 2005; Colorado Col. (7) vs. Michigan (5), MWR, March 26, 2005

**FEWEST ASSISTS****(Excluding shutouts)**

- 0—New Hampshire vs. Harvard, ER, March 26, 1994 (1 goal)  
 0—Michigan vs. New Hampshire, ER, March 27, 1999 (1 goal) (ot)  
 0—Quinnipiac vs. Cornell, ER, March 23, 2002 (1 goal)  
 0—Cornell vs. Boston College, ER, March 30, 2003 (2 goals)  
 0—Maine vs. Wisconsin, ER, March 27, 2004 (2 goals) (ot)





**Boston University set a regional record for most points with its nine-goal, 17-assist effort against Nebraska-Omaha in the 2006 Northeast Regional. Sean Sullivan (right) had three of the assists and John Curry made 17 saves for the Terriers.**

#### MWR Record

- 1—Wisconsin vs. Cornell, MWR, March 26, 2006 (1 goal) (3 ot)

#### NER Record

- 2—Three times

#### WR Record

- 2—Four times

#### FEWEST ASSISTS, BOTH TEAMS

- 1—Boston College (1) vs. Ohio St. (0), ER, March 29, 2003 (1 goal)  
 1—Wisconsin (1) vs. Cornell (0), MWR, March 26, 2006 (1 goal)  
 2—Boston College (2) vs. Cornell (0), ER, March 30, 2003 (3 goals)  
 2—Wisconsin (2) vs. Ohio St. (0), ER, March 26, 2004 (1 goal) (ot)  
 2—Denver (2) vs. North Dakota (0), WR, March 27, 2004 (1 goal)  
 2—Wisconsin (2) vs. Maine (0), ER, March 27, 2004 (3 goals) (ot)  
 2—Minnesota (2) vs. Maine (0), WR, March 26, 2005 (1 goal) (ot)  
 2—Michigan St. (2) vs. New Hampshire (0), ER, March 25, 2006 (1 goal)

#### NER Record

- 4—New Hampshire (4) vs. Boston U. (0), NER, March 29, 2003

#### POINTS

- 26—Boston U. vs. Neb.-Omaha, NER, March 24, 2006 (9 goals, 17 assists)  
 22—Minnesota vs. Mercyhurst, WR, March 28, 2003 (9 goals, 13 assists)  
 21—Northern Mich. vs. Clarkson, WR, March 27, 1992 (8 goals, 13 assists)  
 20—Lake Superior St. vs. Alas. Anchorage, WR, March 27, 1992 (7 goals, 13 assists)  
 20—Denver vs. New Hampshire, ER, March 24, 1995 (9 goals, 11 assists)  
 20—New Hampshire vs. Wisconsin, ER, March 28, 1998 (7 goals, 13 assists)

#### MWR Record

- 14—Minn. Duluth vs. Michigan St., MWR, March 27, 2004 (5 goals, 9 assists); Colorado Col. vs. Colgate, MWR, March 25, 2005 (6 goals, 8 assists)

#### POINTS, BOTH TEAMS

- 34—Michigan (7 goals, 12 assists) vs. Northern Mich. (6 goals, 9 assists), WR, March 29, 1992

- 32—Northern Mich. (8 goals, 13 assists) vs. Clarkson (4 goals, 7 assists), WR, March 27, 1992

- 32—Boston U. (9 goals, 17 assists) vs. Neb.-Omaha (2 goals, 4 assists), NER, March 24, 2006

- 29—New Hampshire (7 goals, 13 assists) vs. Wisconsin (4 goals, 5 assists), ER, March 28, 1998

- 28—Lake Superior St. (7 goals, 13 assists) vs. Alas. Anchorage (3 goals, 5 assists), WR, March 27, 1992

- 28—Boston College (6 goals, 10 assists) vs. Michigan St. (5 goals, 7 assists), WR, March 24, 2000 (ot)

#### MWR Record

- 24—Colorado Col. (6 goals, 8 assists) vs. Colgate (5 goals, 5 assists), MWR, March 25, 2005

#### FEWEST SHOTS (Excluding shutouts)

- 1—New Hampshire vs. Harvard, ER, March 26, 1994 (1 goal)

- 1—Michigan vs. New Hampshire, ER, March 27, 1999 (1 goal)

- 1—Quinnipiac vs. Cornell, ER, March 23, 2002 (1 goal)

#### MWR Record

- 2—Wisconsin vs. Cornell, March 26, 2006 (1 goal, 1 assist)

#### NER Record

- 3—New Hampshire vs. Michigan, March 27, 2004 (1 goal, 2 assists)

#### WR Record

- 2—Four times

#### FEWEST POINTS, BOTH TEAMS

- 2—Boston College (1 goal, 1 assist) vs. Ohio St., ER, March 29, 2003 (shutout)

- 2—Wisconsin (1 goal, 1 assist) vs. Cornell, MWR, March 26, 2006 (shutout)

- 3—Denver (1 goal, 2 assists) vs. North Dakota, WR, March 27, 2004 (shutout)

- 3—Wisconsin (1 goal, 2 assists) vs. Ohio St., ER, March 26, 2004 (shutout) (ot)

- 3—Minnesota (1 goal, 2 assists) vs. Maine, WR, March 26, 2005 (shutout) (ot)

- 3—Michigan St. (1 goal, 2 assists) vs. New Hampshire, ER, March 25, 2006 (shutout)

- 5—Colorado Col. (2 goals, 3 assists) vs. Michigan St., WR, March 22, 2002 (shutout)

- 5—Cornell (2 goals) vs. Boston College (1 goal, 2 assists), ER, March 30, 2003 (ot)

- 5—Maine (2 goals) vs. Wisconsin (1 goal, 2 assists), ER, March 27, 2004 (ot)

#### SHOTS ON GOAL

- 80—St. Lawrence vs. Boston U., ER, March 26, 2000 (3 goals) (4 ot)

- 74—Boston U. vs. St. Lawrence, ER, March 26, 2000 (2 goals) (4 ot)

- 60—Wisconsin vs. Cornell, MWR, March 26, 2006 (1 goal) (3 ot)

- 58—Boston College vs. Mercyhurst, ER, March 25, 2005 (5 goals)

- 56—Minnesota vs. Mercyhurst, WR, March 28, 2003 (9 goals)

- 53—Minnesota vs. Rensselaer, WR, March 24, 1995 (3 goals)

#### NER Record

- 49—Denver vs. Bemidji St., NER, March 26, 2005 (4 goals) (ot)

#### SHOTS ON GOAL, BOTH TEAMS

- 154—St. Lawrence (80) vs. Boston U. (74), ER, March 26, 2000 (5 goals) (4 ot)

- 100—Wisconsin (60) vs. Cornell (40), MWR, March 26, 2006 (1 goal) (3 ot)

- 87—New Hampshire (46) vs. Harvard (41), NER, March 26, 2005 (ot)

- 86—Maine (46) vs. Harvard (40), ER, March 26, 2004 (9 goals)

- 83—Minnesota (47) vs. Mass.-Lowell (36), WR, March 27, 1994 (3 goals) (2 ot)

- 83—Minnesota (44) vs. Maine (39), ER, March 23, 2001 (9 goals) (ot)

#### SHOTS ON GOAL, PERIOD

- 27—Minnesota vs. Mercyhurst, WR, March 28, 2003 (2nd)

- 25—Minnesota vs. Ferris St., WR, March 29, 2003 (1st)

- 23—Wisconsin vs. Bemidji St., MWR, March 25, 2006 (2nd)

- 22—Minnesota vs. Rensselaer, WR, March 24, 1995

- 21—Michigan vs. Mercyhurst, WR, March 24, 2001

- 21—Minnesota vs. Notre Dame, MWR, March 27, 2004 (2nd)

#### ER Record

- 20—Maine vs. Michigan St., ER, March 28, 1992

- 20—Boston U. vs. Clarkson, ER, March 23, 1996

- 20—Boston College vs. Mercyhurst, ER, March 25, 2005 (1st)

#### NER Record

- 19—St. Cloud St. vs. New Hampshire, NER, March 28, 2003 (3rd)

#### SHOTS ON GOAL, PERIOD, BOTH TEAMS

- 35—Minnesota (27) vs. Mercyhurst (8), WR, March 28, 2003 (2nd)

- 33—Maine (17) vs. Harvard (16), ER, March 26, 2004 (2nd)

- 32—Michigan (20) vs. Lake Superior St. (12), WR, March 27, 1994

- 32—Niagara (17) vs. North Dakota (15), WR, March 25, 2000

- 32—North Dakota (20) vs. Holy Cross (12), WR, March 26, 2004

- 32—Harvard (17) vs. Maine (15), ER, March 26, 2004 (1st)

#### MWR Record

- 28—Minnesota (21) vs. Notre Dame (7), MWR, March 27, 2004 (2nd)

#### NER Record

- 30—Denver (15) vs. Bemidji St. (15), NER, March 26, 2005 (2nd)

#### FEWEST SHOTS ON GOAL

- 14—Wisconsin vs. Boston U., ER, March 26, 1994 (1 goal)

- 14—Quinnipiac vs. Cornell, ER, March 23, 2002 (1 goal)

- 15—Bemidji St. vs. Wisconsin, MWR, March 25, 2006 (0 goals)

- 17—New Hampshire vs. Harvard, ER, March 26, 1994 (1 goal)

- 17—Denver vs. North Dakota, WR, March 27, 2004 (1 goal)

- 17—Michigan vs. Boston College, NER, March 28, 2004 (2 goals) (ot)

- 17—Colgate vs. Colorado Col., MWR, March 25, 2005 (5 goals)

#### FEWEST SHOTS ON GOAL, BOTH TEAMS

- 42—Minnesota (22) vs. Michigan (20), WR, March 24, 1996 (7 goals)

- 42—Michigan (24) vs. Denver (18), ER, March 26, 1999 (8 goals)

- 42—New Hampshire (24) vs. Cornell (18), ER, March 24, 2002 (7 goals)

- 43—Minnesota (23) vs. Minn. Duluth (20), MWR, March 28, 2004 (4 goals)

- 44—Mass.-Lowell (22) vs. Michigan St. (22), WR, March 26, 1994 (7 goals)

#### NER Record

- 54—Boston U. (27) vs. New Hampshire (27), NER, March 29, 2003 (3 goals)

#### FEWEST SHOTS ON GOAL, REGULATION PERIOD

- 0—Northern Mich. vs. Harvard, ER, March 26, 1993

- 1—Michigan vs. Denver, ER, March 26, 1999

- 1—Denver vs. Michigan, ER, March 26, 1999

- 1—Cornell vs. Colorado Col., MWR, March 25, 2006 (1st)

- 2—Wisconsin vs. Boston U., ER, March 26, 1994

- 2—Mass.-Lowell vs. Minnesota, WR, March 27, 1994

- 2—Minnesota vs. Michigan, WR, March 24, 1996

- 2—Colorado Col. vs. Boston College, ER, March 29, 1998

- 2—New Hampshire vs. Michigan, NER, March 27, 2004

- 2—Bemidji St. vs. Wisconsin, MWR, March 25, 2006 (1st)



**FEWEST SHOTS ON GOAL, REGULATION PERIOD, BOTH TEAMS**

- 6—Harvard (6) vs. Northern Mich. (0), ER, March 26, 1993  
 8—Cornell (4) vs. Miami (Ohio) (4), WR, March 22, 1997  
 9—Cornell (5) vs. New Hampshire (4), ER, March 24, 2002  
 9—Ohio St. (6) vs. Wisconsin (3), ER, March 26, 2004  
 10—New Hampshire (5) vs. Rensselaer (5), ER, March 25, 1994  
 10—Minn. Duluth (5) vs. Minnesota (5), MWR, March 28, 2004  
 10—Wisconsin (5) vs. Michigan (5), MWR, March 25, 2005 (2nd)

**NER Record**

- 12—Boston U. (6) vs. New Hampshire (6), NER, March 29, 2004 (2nd)

**PENALTIES**

- 19—Clarkson vs. Western Mich., ER, March 22, 1996  
 18—Wisconsin vs. Michigan St., WR, March 25, 2001  
 17—Western Mich. vs. Clarkson, ER, March 22, 1996  
 16—Wisconsin vs. Michigan, WR, March 25, 1995  
 15—Lake Superior St. vs. Alas. Anchorage, WR, March 27, 1992  
 15—Wisconsin vs. Western Mich., ER, March 25, 1994  
 15—Wisconsin vs. Boston U., ER, March 26, 1994  
 15—Michigan vs. Wisconsin, WR, March 25, 1995

**MWR Record**

- 12—Colorado Col. vs. Wayne St. (Mich.), MWR, March 29, 2003

**NER Record**

- 12—Boston College vs. Miami (Ohio), NER, March 24, 2006

**PENALTIES, BOTH TEAMS**

- 36—Clarkson (19) vs. Western Mich. (17), ER, March 22, 1996  
 32—Wisconsin (18) vs. Michigan St. (14), WR, March 25, 2001  
 31—Wisconsin (16) vs. Michigan (15), WR, March 25, 1995  
 27—Michigan St. (14) vs. Minnesota (13), WR, March 22, 1997  
 26—Lake Superior St. (15) vs. Alas. Anchorage (11), WR, March 27, 1992  
 26—Wisconsin (15) vs. Western Mich. (11), ER, March 25, 1994  
 26—Wisconsin (15) vs. Boston U. (11), ER, March 26, 1994  
 26—North Dakota (14) vs. Boston College (12), ER, March 26, 2005

**MWR Record**

- 20—Colorado Col. (12) vs. Wayne St. (Mich.) (8), MWR, March 29, 2003

**NER Record**

- 21—Boston College (12) vs. Miami (Ohio) (9), NER, March 24, 2006; Boston U. (11) vs. Boston College (10), NER, March 25, 2006

**FEWEST PENALTIES**

- 0—Miami (Ohio) vs. Cornell, WR, March 22, 1997  
 1—Michigan vs. New Hampshire, ER, March 27, 1999 (ot)  
 1—New Hampshire vs. Michigan, ER, March 27, 1999 (ot)  
 2—Clarkson vs. Minnesota, ER, March 26, 1993  
 2—Michigan St. vs. Mass.-Lowell, WR, March 23, 1996

**MWR Record**

- 3—Cornell vs. Colorado Col., MWR, March 25, 2006; Wisconsin vs. Cornell, MWR, March 26, 2006

**NER Record**

- 3—Boston College vs. Michigan, NER, March 28, 2004 (ot)

**FEWEST PENALTIES, BOTH TEAMS**

- 2—Cornell (2) vs. Miami (Ohio) (0), WR, March 22, 1997  
 2—Michigan (1) vs. New Hampshire (1), ER, March 27, 1999 (ot)

- 5—Minnesota (3) vs. Clarkson (2), ER, March 26, 1993

- 6—Miami (Ohio) (3) vs. Wisconsin (3), WR, March 26, 1993

- 6—Colorado Col. (3) vs. North Dakota (3), ER, March 24, 2001

- 6—Denver (3) vs. North Dakota (3), WR, March 27, 2004

**MWR Record**

- 7—Colorado Col. (4) vs. Cornell (3), MWR, March 25, 2006

**NER Record**

- 7—Boston College (4) vs. Michigan (3), NER, March 28, 2004 (ot)

**LONGEST GAME**

- 123:53—St. Lawrence (3) vs. Boston U. (2), ER, March 26, 2000 (4 ot)

- 111:13—Wisconsin (1) vs. Cornell (0), MWR, March 26, 2006 (3 ot)

- 89:29—Minnesota (2) vs. Mass.-Lowell (1), WR, March 27, 1994 (2 ot)

- 83:30—Colorado Col. (3) vs. St. Lawrence (2), ER, March 23, 2001 (2 ot)

- 82:43—Northern Mich. (3) vs. Harvard (2), ER, March 26, 1993, (2 ot)

- 81:09—Cornell (2) vs. Boston College (1), ER, March 30, 2003 (2 ot)

**NER Record**

- 75:06—New Hampshire (3) vs. Harvard (2), NER, March 26, 2005 (ot)

## All-Regional Teams

(1994-2006)

### East Regional

**1994**

No team named

**1995**

- G—Blair Allison, Maine  
 D—Chris Imes, Maine  
 D—Kaj Linna, Boston U.  
 F—Tim Lovell, Maine \*  
 F—Sean Tallaire, Lake Superior St.  
 F—Steve Thornton, Boston U.

**1996**

- G—Tim Thomas, Vermont  
 D—Keith Aldridge, Lake Superior St.  
 D—Chris O'Sullivan, Boston U.  
 F—Chris Drury, Boston U.  
 F—Eric Perrin, Vermont  
 F—Martin St. Louis, Vermont \*

**1997**

- G—Jim Mullin, Denver \*  
 D—Eric Rud, Colorado Col.  
 D—Scott Swanson, Colorado Col.  
 F—Shawn Bates, Boston U.  
 F—Albie O'Connell, Boston U.  
 F—Brian Swanson, Colorado Col.

**1998**

- G—Sean Matile, New Hampshire  
 D—Jayme Filipowicz, New Hampshire  
 D—Mike Mottau, Boston College  
 F—Chris Drury, Boston U.  
 F—Mark Mowers, New Hampshire \*  
 F—Marty Reasoner, Boston College

**1999**

- G—Josh Blackburn, Michigan  
 D—Bubba Berenzweig, Michigan  
 D—David Cullen, Maine  
 F—Darren Haydar, New Hampshire  
 F—Steve Kariya, Maine \*  
 F—Mike Souza, New Hampshire

**2000**

- G—Rick DiPietro, Boston U.  
 G—Derek Gustafson, St. Lawrence \*

- D—Chris Dymont, Boston U.  
 D—Justin Harney, St. Lawrence  
 F—Mike Comrie, Michigan  
 F—Ben Guite, Maine  
 F—Andy McDonald, Colgate

**2001**

- G—Scott Clemmensen, Boston College  
 D—Bobby Allen, Boston College  
 D—Doug Janik, Maine  
 F—Michael Schutte, Maine  
 F—Bryan Lundbohm, North Dakota  
 F—Jeff Panzer, North Dakota \*

**2002**

- G—Matt Yeats, Maine  
 D—Doug Murray, Cornell  
 D—Peter Metcalf, Maine  
 F—David Klema, Boston U.  
 F—Lucas Lawson, Maine  
 F—Colin Hemingway, New Hampshire

(no MOP was named)

**2003**

- G—Matti Kaltiainen, Boston College  
 D—Doug Murray, Cornell  
 D—J.D. Forrest, Boston College  
 F—Mike Knoepfli, Cornell  
 F—Matt McRae, Cornell \*  
 F—Tony Voce, Boston College

**2004**

- G—Bernd Bruckler, Wisconsin \*  
 D—Prestin Ryan, Maine  
 D—Dan Boeser, Wisconsin  
 F—Mike Hamilton, Maine  
 F—Colin Shields, Maine  
 F—Michael Leveille, Maine

**2005**

- G—Jordan Parise, North Dakota \*  
 D—Nick Fuher, North Dakota  
 D—T.J. Kemp, Merychurst  
 F—Colby Genoway, North Dakota  
 F—Travis Zajac, North Dakota  
 F—Brian Boyle, Boston College

**2006**

- G—Ben Bishop, Maine  
 D—Matt Duffy, Maine  
 D—Corey Potter, Michigan St.  
 F—Tim Crowder, Michigan St.  
 F—John Hopson, Maine \*  
 F—Michel Leveille, Maine

\* Most Outstanding Player.

### Northeast Regional

**2003**

- G—Michael Ayers, New Hampshire \*  
 D—Garrett Stafford, New Hampshire  
 D—Bryan Miller, Boston U.  
 F—Colin Hemingway, New Hampshire  
 F—Preston Callander, New Hampshire  
 F—Dominic Moore, Harvard

**2004**

- G—Al Montoya, Michigan  
 D—Andy Burnes, Michigan  
 D—Andrew Alberts, Boston College  
 F—Ryan Shannon, Boston College  
 F—Brandon Kaleniecki, Michigan  
 F—Patrick Eaves, Boston College \*

**2005**

- G—Kevin Regan, New Hampshire  
 D—Matt Carle, Denver  
 D—Tyson Teplitsky, New Hampshire  
 F—Gabe Gauthier, Denver \*  
 F—Daniel Winnick, New Hampshire  
 F—Kevin Ulanski, Denver

**2006**

- G—Cory Schneider, Boston College \*  
 D—Peter Harrold, Boston College  
 D—Sean Sullivan, Boston U.  
 F—Brian Boyle, Boston College  
 F—Chris Higgins, Boston U.  
 F—Joe Rooney, Boston College

\* Most Outstanding Player.

## Midwest Regional

### 2003

G—Al Montoya, Michigan \*  
 D—Tom Preissing, Colorado Col.  
 D—Andy Burnes, Michigan  
 F—Brett Sterling, Colorado Col.  
 F—Eric Nystrom, Michigan  
 F—Jed Ortmeier, Michigan

### 2004

G—Isaac Reichmuth, Minn. Duluth \*  
 D—Chris Harrington, Minnesota  
 D—Keith Ballard, Minnesota  
 F—Aaron Gill, Notre Dame  
 F—Evan Schwabe, Minn. Duluth  
 F—Junior Lessard, Minn. Duluth

### 2005

G—Al Montoya, Michigan  
 D—Brian Salcido, Colorado Col.  
 D—Brandon Rodgers, Michigan  
 F—Marty Sertich, Colorado Col.  
 F—Jeff Tambellini, Michigan  
 F—Trevor Fischman, Colorado Col. \*

### 2006

G—Brian Elliott, Wisconsin \*  
 D—Tom Gilbert, Wisconsin  
 D—Jon Gleed, Cornell  
 F—Matt Moulson, Cornell  
 F—Joe Pavelski, Wisconsin  
 F—Jack Skille, Wisconsin

\* *Most Outstanding Player.*

## West Regional

### 1994

G—Dwayne Roloson, Mass.-Lowell  
 D—Keith Aldridge, Lake Superior St.  
 D—Chris McAlpine, Minnesota  
 F—Greg Bullock, Mass.-Lowell  
 F—Mike Stone, Michigan  
 F—Gerald Tallaire, Lake Superior St. \*

### 1995

G—Kirk Daubenspeck, Wisconsin  
 D—Brian Rafalski, Wisconsin  
 D—Dan Trebil, Minnesota  
 F—Nick Checco, Minnesota  
 F—Mike Knuble, Michigan \*  
 F—Mike Strobrel, Wisconsin

### 1996

G—Martin Fillion, Mass.-Lowell  
 D—Dave Barozzino, Mass.-Lowell  
 D—Scott Swanson, Colorado Col.  
 F—Brendan Concannon, Mass.-Lowell  
 F—Brendan Morrison, Michigan  
 F—Bill Muckalt, Michigan \*

### 1997

G—Jason Elliott, Cornell  
 D—Mike Crowley, Minnesota  
 D—Blake Sloan, Michigan  
 F—Jason Botterill, Michigan \*  
 F—Casey Hankinson, Minnesota  
 F—Brendan Morrison, Michigan

### 1998

G—Jeff Maund, Ohio St. \*  
 D—Andre Signoretti, Ohio St.  
 D—Mike Van Ryn, Michigan  
 F—Todd Compeau, Ohio St.  
 F—Matt Herr, Michigan  
 F—Mark Kosick, Michigan

### 1999

G—Scott Clemmensen, Boston College \*  
 D—Bobby Allen, Boston College  
 D—Dan Peters, Colorado Col.  
 F—Bryan Adams, Michigan St.  
 F—Adam Hall, Michigan St.  
 F—Brian Gionta, Boston College

### 2000

G—Greg Gardner, Niagara  
 D—Mike Commodore, North Dakota  
 D—Mike Mottau, Boston College  
 F—Blake Bellefeuille, Boston College \*  
 F—Jeff Farkas, Boston College  
 F—Jeff Panzer, North Dakota

### 2001

G—Peter Aubry, Mercyhurst  
 D—Jon Insana, Michigan St.  
 D—Andrew Hutchinson, Michigan St.  
 F—Sean Patchell, Michigan St.  
 F—Mike Cammalleri, Michigan \*  
 F—Dany Heatley, Wisconsin

### 2002

G—Josh Blackburn, Michigan  
 D—Mike Komisarek, Michigan  
 D—Jordan Leopold, Minnesota  
 F—Chris Paradise, Denver  
 F—Jed Ortmeier, Michigan  
 F—John Pohl, Minnesota \*

### 2003

G—Mike Brown, Ferris St.  
 D—Matt DeMarchi, Minnesota  
 D—Keith Ballard, Minnesota  
 F—Chris Kunitz, Ferris St.  
 F—Grant Potulny, Minnesota  
 F—Thomas Vanek, Minnesota \*

### 2004

G—Adam Berkhoe, Denver \*  
 D—Matt Laatsch, Denver  
 D—Ryan Caldwell, Denver  
 F—Max Bull, Denver  
 F—Zach Parise, North Dakota  
 F—Brandon Bochenski, North Dakota

### 2005

G—Kellen Briggs, Minnesota \*  
 D—Mike Vannelli, Minnesota  
 D—Doug Krantz, Cornell  
 F—Evan Kaufmann, Minnesota  
 F—Matt Moulson, Cornell  
 F—Garrett Smaagaard, Minnesota

### 2006

G—Jordan Parise, North Dakota  
 D—Matt Smaby, North Dakota  
 D—Jon Landry, Holy Cross  
 F—Tyler McGregor, Holy Cross  
 F—Ryan Duncan, North Dakota  
 F—Jonathan Toews, North Dakota \*

\* *Most Outstanding Player.*

# Tournament Records

---

Tournament Facts .....	28
Tournament Records .....	28
Individual, Game .....	28
Individual, Year.....	29
Individual, Career .....	30
Team, Game .....	30
Team, Year.....	33



## Tournament Facts

\*Does not include vacated years.

### TOURNAMENT APPEARANCES

- 30—Minnesota, 1953-2006
- 29—Boston U., 1950-2006
- 29—Michigan, 1948-2006
- 26—Boston College, 1948-2006
- 24—Michigan St., 1959-2006
- 21—Harvard, 1955-2006
- 21—North Dakota, 1958-2006
- 21—\*Wisconsin, 1970-2006
- 18—Clarkson, 1957-99
- 18—Colorado Col., 1948-2006

### CONSECUTIVE TOURNAMENT APPEARANCES

- 16—Michigan, 1991-2006
- 13—Minnesota, 1985-97
- 10—Michigan, 1948-57
- 9—Michigan St., 1982-90
- 9—Lake Superior St., 1988-96
- 9—Boston U., 1990-98
- 9—Michigan St., 1994-2002
- 8—Maine, 1999-2006
- 7—Maine, 1987-93

### CURRENT CONSECUTIVE TOURNAMENT APPEARANCES

- 16—Michigan, 1991-2006
- 8—Maine, 1999-2006
- 6—Minnesota, 2001-06
- 5—Harvard, 2002-06
- 5—New Hampshire, 2002-06

### TOURNAMENT WINS

- 49—Minnesota, 1953-2006
- 44—Michigan, 1948-2006
- 35—North Dakota, 1958-2006
- 34—Boston U., 1950-2006
- 33—\*Wisconsin, 1970-2006
- 30—Boston College, 1948-2006
- 28—Maine, 1987-2006
- 25—Denver, 1958-2005
- 25—Michigan St., 1959-2006
- 20—Lake Superior St., 1985-96

### TOURNAMENT WINNING PERCENTAGE (Min. 15 games)

- .692—North Dakota, 1958-2006 (36-16)
- .667—Michigan, 1948-2006 (44-22)
- .658—Denver, 1958-2005 (25-13)
- .642—\*Wisconsin, 1970-2006 (33-18-2)
- .641—Lake Superior St., 1985-96 (20-11-1)
- .613—Minnesota, 1953-2006 (49-31)
- .609—Maine, 1987-2006 (28-18)
- .591—Michigan Tech, 1956-81 (13-9)
- .526—Northern Mich., 1980-99 (10-9)
- .523—Boston U., 1950-2006 (34-31)

### NCAA CHAMPIONSHIPS

- 9—Michigan
- 7—Denver
- 7—North Dakota
- 6—Wisconsin
- 5—Minnesota
- 4—Boston U.
- 3—Lake Superior St.
- 3—Michigan Tech
- 2—Boston College
- 2—Colorado Col.
- 2—Cornell
- 2—Maine
- 2—Michigan St.
- 2—Rensselaer

## Tournament Records

The following records include game, year and career marks set during any round of the NCAA tournament, including the first round (1977-80, 1988-91), quarterfinals (1981-91), East or West regionals (1992-2006), Northeast or Midwest regionals (2003-06) and Frozen Four (1948-2006). A first-round game is indicated by (FR), a quarterfinal game by (QF), an East Regional game by (ER), a West Regional game by (WR), a Northeast Regional game by (NER), a Midwest Regional game by (MWR), a national semifinal game by (NSF), a national third-place game by (N3d), a national championship game by (CH) and a performance later vacated by (\*).

### Individual, Game

#### GOALS

- 5—Carl Lawrence, Colorado Col. vs. Boston College, NSF, March 16, 1950
- 5—Gil Burford, Michigan vs. Boston College, N3d, March 18, 1950
- 4—Joe Riley, Dartmouth vs. Colorado Col., NSF, March 18, 1948
- 4—Chris Ray, Colorado Col. vs. Boston U., CH, March 18, 1950
- 4—Abbie Moore, Rensselaer vs. Boston U., N3d, March 14, 1953
- 4—Dick Dougherty, Minnesota vs. Boston College, NSF, March 11, 1954
- 4—Ron Stenlund, Michigan Tech vs. Boston College, NSF, March 15, 1956

- 4—Bob McCusker, Colorado Col. vs. Michigan, CH, March 16, 1957
- 4—Bob Van Lammers, Clarkson vs. Harvard, N3d, March 15, 1958
- 4—Murray Heatley, Wisconsin vs. Michigan Tech, N3d, March 21, 1970
- 4—Dave Westner, Cornell vs. Denver, NSF, March 17, 1972
- 4—Doug Smail, North Dakota vs. Northern Mich., CH, March 29, 1980
- 4—Lee Davidson, North Dakota vs. Boston U., FR, March 16, 1990

#### FASTEST GAME-OPENING GOAL

- :06—David Emma, Boston College vs. Minnesota, QF, March 25, 1990
- :07—Al Karlander, Michigan Tech vs. Cornell, NSF, March 14, 1969
- :09—Mark Ziliotto, Merrimack vs. Northeastern, FR, March 18, 1988
- :10—Marty McInnis, Boston College vs. Bowling Green, FR, March 18, 1989
- :10—Colin Hemingway, New Hampshire vs. St. Cloud St., NER, March 28, 2003
- :11—Mike Casselman, Clarkson vs. Lake Superior St., QF, March 23, 1991
- :16—Kevin Scott, Northern Mich. vs. Providence, FR, March 18, 1989
- :16—Lee Davidson, North Dakota vs. Boston U., FR, March 16, 1990
- :18—Gil Burford, Michigan vs. Dartmouth, NSF, March 17, 1949
- :18—Paul Ranheim, Wisconsin vs. Mass.-Lowell, FR, March 19, 1988

#### FASTEST CONSECUTIVE GOALS

- :13—Bert Dunn, Michigan vs. Boston U., NSF, March 13, 1953
- :16—Dave Gauthier, Harvard vs. Minnesota, NSF, March 13, 1975
- :20—Ron Zuke, Michigan Tech vs. Northern Mich., N3d, March 28, 1981
- :21—Gordie Peterkin, Rensselaer vs. Michigan, NSF, March 12, 1954
- :27—Mark Baron, Minn. Duluth vs. Rensselaer, NSF, March 29, 1985
- :41—Jason Botterill, Michigan vs. Minnesota, WR, March 23, 1997
- :42—Kevin Carr, Harvard vs. Boston U., N3d, March 16, 1974
- :43—Corey Millen, Minnesota vs. New Hampshire, QF, March 18, 1983
- :44—Bob Reardon, Boston College vs. Denver, NSF, March 15, 1973

#### FASTEST HAT TRICK

- 4:20—Warren Miller, Minnesota vs. Harvard, NSF, March 13, 1975
- 4:35—Jim Montgomery, Maine vs. Lake Superior St., CH, April 3, 1993
- 4:52—Gil Burford, Michigan vs. Boston College, N3d, March 18, 1950
- 5:31—Chris Higgins, Boston U. vs. Neb.-Omaha, NER, March 24, 2006
- 5:35—Jon Anderson, Minnesota vs. Maine, NSF, March 31, 1989
- 7:14—Dan Lodboa, Cornell vs. Clarkson, CH, March 21, 1970
- 8:23—Scott Beattie, Northern Mich. vs. Boston U., CH, March 30, 1991
- 9:25—Joe Riley, Dartmouth vs. Colorado Col., NSF, March 18, 1948
- 9:53—Kip Miller, Michigan St. vs. Minnesota, QF, March 26, 1988
- 10:34—Warren Lewis, Boston College vs. Michigan, N3d, March 18, 1950

#### ASSISTS

- 5—Bob Poffenroth, Wisconsin vs. Michigan Tech, N3d, March 21, 1970
- 5—Kevin Miller, Michigan St. vs. Boston College, QF, March 22, 1986
- 5—Gino Guyer, Minnesota vs. Mercyhurst, WR, March 28, 2003
- 4—Many times, most recent: Brett Skinner, Denver vs. Colorado Col., NSF, April 7, 2005



Photo courtesy of NCAA Photos

Minnesota has the most NCAA Division I tournament appearances with 30.



**POINTS**

- 7—John Mayasich, Minnesota vs. Boston College, NSF, March 11, 1954 (3 goals, 4 assists)  
 6—Wally Gacek, Michigan vs. Dartmouth, CH, March 20, 1948 (3 goals, 3 assists)  
 6—Gil Burford, Michigan vs. Colorado Col., N3d, March 19, 1949 (2 goals, 4 assists)  
 6—Chris Ray, Colorado Col. vs. Boston U., CH, March 18, 1950 (4 goals, 2 assists)  
 6—Dick Dougherty, Minnesota vs. Boston College, NSF, March 11, 1954 (4 goals, 2 assists)  
 6—Gene Campbell, Minnesota vs. Boston College, NSF, March 11, 1954 (3 goals, 3 assists)  
 6—Bob McCusker, Colorado Col. vs. Michigan, CH, March 16, 1957 (4 goals, 2 assists)  
 6—Bob Poffenroth, Wisconsin vs. Michigan Tech, N3d, March 21, 1970 (1 goal, 5 assists)  
 6—\*Peter McNab, Denver vs. Boston College, NSF, March 15, 1973 (3 goals, 3 assists)  
 6—Lee Davidson, North Dakota vs. Boston U., FR, March 16, 1990 (4 goals, 2 assists)  
 6—Steve Kariya, Maine vs. Clarkson, ER, March 27, 1999 (3 goals, 3 assists)

**PENALTIES**

- 8—Randy Skarda, Minnesota vs. Maine, N3d, April 2, 1988  
 6—Kevin Miller, Michigan St. vs. Boston College, QF, March 23, 1986  
 5—Dick Starrak, Michigan vs. Dartmouth, NSF, March 17, 1949  
 5—Dan Fridgen, Colgate vs. Minnesota, QF, March 20, 1981  
 5—Neil Sheehy, Harvard vs. Wisconsin, QF, March 21, 1982  
 5—Marc Potvin, Bowling Green vs. Vermont, FR, March 19, 1988  
 5—Steve Rohlik, Wisconsin vs. Mass.-Lowell, FR, March 19, 1988  
 5—Jack Capuano, Maine vs. Minnesota, N3d, April 2, 1988  
 5—Christian Sbrocca, Mass.-Lowell vs. Colorado Col., WR, March 24, 1996

**SAVES**

- 77—Rick DiPietro, Boston U. vs. St. Lawrence, ER, March 26, 2000 (4 ot)  
 72—Derek Gustafson, St. Lawrence vs. Boston U., ER, March 26, 2000 (4 ot)  
 62—Chris Terreri, Providence vs. Boston College, NSF, March 28, 1985 (3 ot)  
 59—David McKee, Cornell vs. Wisconsin, MWR, March 26, 2006 (3 ot)  
 55—Eddie MacDonald, Clarkson vs. Colorado Col., NSF, March 14, 1957  
 55—Rick Kost, Minn. Duluth vs. Bowling Green, CH, March 24, 1984 (4 ot)  
 54—Brian Hayward, Cornell vs. Northern Mich., QF, March 21, 1981  
 52—Chris Terreri, Providence vs. Minnesota, N3d, March 26, 1983  
 52—Marty Turco, Michigan vs. Maine, NSF, March 30, 1995 (3 ot)  
 52—Mike Ella, Mercyhurst vs. Boston College, ER, March 25, 2005

**SHUTOUTS**

- Rick Best, Michigan Tech vs. Brown, NSF, March 19, 1965 (4-0)  
 Ken Dryden, Cornell vs. North Dakota, NSF, March 16, 1967 (1-0)  
 Gerry Powers, Denver vs. North Dakota, CH, March 16, 1968 (4-0)  
 Ron Grahame, Denver vs. Harvard, N3d, March 20, 1971 (1-0)  
 Tim Regan, Boston U. vs. Cornell, CH, March 18, 1972 (4-0)  
 Terry Kleisinger, Wisconsin vs. New Hampshire, NSF, March 26, 1982 (5-0)  
 Marc Behrend, Wisconsin vs. Providence, NSF, March 24, 1983 (2-0)  
 Dickie McEvoy, Harvard vs. Bowling Green, QF, March 21, 1987 (3-0)  
 Bruce Hofort, Lake Superior St. vs. Merrimack, QF, March 26, 1988 (5-0)  
 Paul Cohen, St. Lawrence vs. Wisconsin, QF, March 26, 1988 (7-0)

- Mark Romaine, Providence vs. Northern Mich., FR, March 19, 1989 (2-0)  
 Scott Cashman, Boston U. vs. North Dakota, FR, March 18, 1990 (5-0)  
 Mike Dunham, Maine vs. Minnesota, QF, March 22, 1991 (4-0)  
 Trent Cavicchi, New Hampshire vs. Rensselaer, ER, March 25, 1994 (2-0)  
 Jeff Callinan, Minnesota vs. Rensselaer, WR, March 24, 1995 (3-0)  
 Marty Turco, Michigan vs. Boston U., NSF, March 28, 1996 (4-0)  
 Jeff Maund, Ohio St. vs. Yale, WR, March 27, 1998 (4-0)  
 Marty Turco, Michigan vs. New Hampshire, NSF, April 2, 1998 (4-0)  
 Karl Goehring, North Dakota vs. Maine, NSF, April 6, 2000 (2-0)  
 Karl Goehring, North Dakota vs. Michigan St., NSF, April 5, 2001 (2-0)  
 Jeff Sanger, Colorado Col. vs. Michigan St., WR, March 22, 2002 (2-0)  
 Michael Ayers, New Hampshire vs. Boston U., NER, March 29, 2003 (3-0)  
 Matti Kallitainen, Boston College vs. Ohio St., ER, March 29, 2003 (1-0)  
 Jordan Parise, North Dakota vs. Holy Cross, WR, March 26, 2004 (3-0)  
 Bernd Bruckler, Wisconsin vs. Ohio St., ER, March 26, 2004 [1-0 (ot)]  
 Adam Berkhoe, Denver vs. North Dakota, WR, March 27, 2004 (1-0)  
 Isaac Reichmuth, Minn. Duluth vs. Michigan St., MWR, March 27, 2004 (5-0)  
 Adam Berkhoe, Denver vs. Maine, CH, April 10, 2004 (1-0)  
 Kellen Briggs, Minnesota vs. Maine, WR, March 26, 2005 [1-0 (ot)]  
 Cory Schneider, Boston College vs. Miami (Ohio), NER, March 24, 2006 (5-0)  
 Brian Elliott, Wisconsin vs. Bemidji St., MWR, March 25, 2006 (4-0)  
 Jeff Lerg, Michigan St. vs. New Hampshire, ER, March 25, 2006 (1-0)  
 Cory Schneider, Boston College vs. Boston U., NER, March 25, 2006 (5-0)  
 Brian Elliott, Wisconsin vs. Cornell, MWR, March 26, 2006 [1-0 (3 ot)]

**Individual, Year****GOALS**

- 7—Bob McCusker, Colorado Col., 1957  
 7—Shawn Heaphy, Michigan St., 1989  
 7—Tony Amonte, Boston U., 1990  
 6—Carl Lawrence, Colorado Col., 1950  
 6—Dick Dougherty, Minnesota, 1954  
 6—Aaron Broten, Minnesota, 1981  
 6—Phil Sykes, North Dakota, 1982  
 6—Rob Gaudreau, Providence, 1989  
 6—Tony Amonte, Boston U., 1991  
 6—Hugo Belanger, Clarkson, 1991  
 6—Paul Constantine, Lake Superior St., 1992  
 6—Gabe Gauthier, Denver, 2005

**ASSISTS**

- 9—Tony Hrkac, North Dakota, 1987  
 9—Shawn McEachern, Boston U., 1990  
 8—Lou Melone, Northern Mich., 1991  
 8—Dave Trombley, Clarkson, 1991  
 7—12 times, most recent: Gerald Tallaire, Lake Superior St., 1994

**POINTS**

- 13—Aaron Broten, Minnesota, 1981 (6 goals, 7 assists)  
 13—Tony Amonte, Boston U., 1990 (7 goals, 6 assists)  
 12—Tony Hrkac, North Dakota, 1987 (3 goals, 9 assists)  
 12—Shawn McEachern, Boston U., 1990 (3 goals, 9 assists)  
 11—Lane MacDonald, Harvard, 1986 (4 goals, 7 assists)  
 11—Mitch Messier, Michigan St., 1986 (5 goals, 6 assists)

- 11—Dave Trombley, Clarkson, 1991 (3 goals, 8 assists)  
 11—Gabe Gauthier, Denver, 2005 (6 goals, 5 assists)  
 10—Mike Knoke, Minnesota, 1981 (3 goals, 7 assists)  
 10—Tim Smith, Harvard, 1986 (4 goals, 6 assists)  
 10—Rob Gaudreau, Providence, 1989 (6 goals, 4 assists)  
 10—Hugo Belanger, Clarkson, 1991 (6 goals, 4 assists)  
 10—Gerald Tallaire, Lake Superior St., 1994 (3 goals, 7 assists)

**PENALTIES**

- 12—Matt Greene, North Dakota, 2005  
 11—Randy Skarda, Minnesota, 1988  
 11—Ben Hankinson, Minnesota, 1991  
 10—Kevin Miller, Michigan St., 1986  
 10—Joe Sacco, Boston U., 1990  
 9—Jim Archibald, North Dakota, 1984  
 9—Jack Capuano, Maine, 1988  
 9—Chris Kiene, Merrimack, 1988  
 9—Marc Potvin, Bowling Green, 1988  
 8—Six times, most recent: Cam Stewart and Aaron Ward, Michigan, 1991

**SAVES**

- 185—Chris Terreri, Providence, 1985  
 161—Chris Rogles, Clarkson, 1991  
 154—Scott Cashman, Boston U., 1990  
 153—Paul Krake, Alas. Anchorage, 1991  
 151—Mark Romaine, Providence, 1989  
 140—David Littman, Boston College, 1989  
 137—Darrin Madeley, Lake Superior St., 1990  
 135—Grant Blair, Harvard, 1986  
 134—Cory Schneider, Boston College, 2006  
 133—Rick Kost, Minn. Duluth, 1984  
 133—Robb Stauber, Minnesota, 1988

**SAVE PERCENTAGE****(Min. two games and 100 minutes)**

- .986—Ken Dryden, Cornell, 1967 (1 goal allowed, 71 saves)  
 .985—Tim Regan, Boston U., 1972 (1 goal allowed, 65 saves)  
 .974—Jordan Parise, North Dakota, 2004 (1 goal allowed, 37 saves)  
 .973—Brian Elliott, Wisconsin, 2006 (3 goals allowed, 109 saves)  
 .968—Gerry Powers, Denver, 1968 (1 goal allowed, 30 saves)



**Gabe Gauthier (right) scored six goals during Denver's run to its second consecutive Division I championship in 2005.**

Photo courtesy of Jamie Schwaberow/NCAA Photos

- .964—Garry Bauman, Michigan Tech, 1962 (2 goals allowed, 53 saves)
- .963—David McKee, Cornell, 2006 (3 goals allowed, 79 saves)
- .962—Karl Goehring, North Dakota, 2000 (2 goals allowed, 51 saves)
- .960—Gaye Cooley, Michigan St., 1966 (2 goals allowed, 48 saves)
- .959—Peter Mannino, Denver, 2005 (5 goals allowed, 116 saves)

#### GOALS-AGAINST AVERAGE (Min. two games and 100 minutes)

- 0.50—Ken Dryden, Cornell, 1967 (1 goal allowed)
- 0.50—Gerry Powers, Denver, 1968 (1 goal allowed)
- 0.50—Tim Regan, Boston U., 1972 (1 goal allowed)
- 0.54—Jordan Parise, North Dakota, 2004 (1 goal allowed)
- 0.62—Brian Elliott, Wisconsin, 2006 (3 goals allowed)
- 1.00—Garry Bauman, Michigan Tech, 1962 (2 goals allowed)
- 1.00—Gaye Cooley, Michigan St., 1966 (2 goals allowed)
- 1.00—Karl Goehring, North Dakota, 2000 (2 goals allowed)
- 1.05—David McKee, Cornell, 2006 (3 goals allowed)
- 1.25—Adam Berkhoeel, Denver, 2004 (5 goals allowed)

#### GOALIE VICTORIES

- 4—Darren Jensen, North Dakota, 1982 (0 losses)
- 4—Ed Belfour, North Dakota, 1987 (0 losses)
- 4—Scott Cashman, Boston U., 1990 (3 losses)
- 4—Duane Derksen, Wisconsin, 1990 (0 losses)
- 4—Bill Pye, Northern Mich., 1991 (0 losses)
- 4—Darrin Madeley, Lake Superior St., 1992 (0 losses)
- 4—Blaine Lacher, Lake Superior St., 1994 (0 losses)
- 4—Marty Turco, Michigan, 1998 (0 losses)
- 4—Alfie Michaud, Maine, 1999 (0 losses)
- 4—Adam Berkhoeel, Denver, 2004 (0 losses)
- 4—Brian Elliott, Wisconsin, 2006 (0 losses)

### Individual, Career

#### GOALS

- 14—Corey Millen, Minnesota, 1983, 85-87
- 13—Tony Amonte, Boston U., 1990-91
- 11—Jim Montgomery, Maine, 1990-93
- 10—Mitch Messier, Michigan St., 1984-87
- 10—John Byce, Wisconsin, 1988-90
- 9—Gil Burford, Michigan, 1949-51
- 9—Dave Silk, Boston U., 1977-78
- 9—Phil Sykes, North Dakota, 1980, 82
- 9—Lane MacDonald, Harvard, 1986-89
- 9—Kip Miller, Michigan St., 1987-90
- 9—Paul Constantin, Lake Superior St., 1990-92
- 9—Scott Beattie, Northern Mich., 1991-92

#### ASSISTS

- 17—Larry Olimb, Minnesota, 1989-92
- 15—Jim Dowd, Lake Superior St., 1988-91
- 14—Kevin Miller, Michigan St., 1985-88
- 13—Shawn McEachern, Boston U., 1990-91
- 12—Mike Boback, Providence, 1989, 91
- 11—Bill Shibicky, Michigan St., 1984-87
- 11—Pat Murray, Michigan St., 1988-90
- 11—Sean Tallaire, Lake Superior St., 1993-96
- 11—Brendan Morrison, Michigan, 1994-97
- 10—Four players, most recent: Jim Montgomery, Maine, 1990-93

#### POINTS

- 23—Jim Dowd, Lake Superior St., 1988-91 (8 goals, 15 assists)
- 22—Corey Millen, Minnesota, 1983, 85-87 (14 goals, 8 assists)
- 21—Kevin Miller, Michigan St., 1985-88 (7 goals, 14 assists)
- 21—Tony Amonte, Boston U., 1990-91 (13 goals, 8 assists)
- 21—Jim Montgomery, Maine, 1990-93 (11 goals, 10 assists)
- 20—Mitch Messier, Michigan St., 1984-87 (10 goals, 10 assists)
- 19—Lane MacDonald, Harvard, 1986-89 (9 goals, 10 assists)

- 19—Larry Olimb, Minnesota, 1989-92 (2 goals, 17 assists)
- 19—Brendan Morrison, Michigan, 1994-97 (8 goals, 11 assists)
- 18—Shawn McEachern, Boston U., 1990-91 (5 goals, 13 assists)

#### PENALTIES

- 21—Ben Hankinson, Minnesota, 1988-91
- 19—Sandy Moger, Lake Superior St., 1989-92
- 16—Bill Shibicky, Michigan St., 1984-87
- 16—Don Gibson, Michigan St., 1987-90
- 15—Randy Skarda, Minnesota, 1988-89
- 15—Pete Stauber, Lake Superior St., 1988-90
- 15—Matt Greene, North Dakota, 2004-05
- 14—Kevin Miller, Michigan St., 1985-88
- 14—Todd Richards, Minnesota, 1986-89
- 14—Scott Pellerin, Maine, 1989-91

#### SAVES

- 356—Scott Clemmensen, Boston College, 1998-01
- 321—Grant Blair, Harvard, 1983, 85-86
- 298—Darrin Madeley, Lake Superior St., 1990-92
- 284—Jason Muzzatti, Michigan St., 1988-90
- 275—Chris Terrieri, Providence, 1983, 85
- 268—Marty Turco, Michigan, 1995-98
- 250—Rick Kostli, Minn. Duluth, 1984-85
- 249—Josh Blackburn, Michigan, 1999-02
- 248—Robb Stauber, Minnesota, 1987-89
- 246—Norm Foster, Michigan St., 1984-87

#### SAVE PERCENTAGE

##### (Min. four games, 200 minutes and two years)

- .955—David McKee, Cornell, 2005-06 (7 goals allowed, 150 saves)
- .953—Karl Goehring, North Dakota, 1999-01 (8 goals allowed, 164 saves)
- .953—Jimmy Howard, Maine, 2004-05 (8 goals allowed, 161 saves)
- .948—Chris Terrieri, Providence, 1983, 85 (15 goals allowed, 275 saves)
- .943—Terry Kleisinger, Wisconsin, 1982-83 (7 goals allowed, 116 saves)
- .942—Scott LaGrand, Boston College, 1990-91 (8 goals allowed, 131 saves)
- .938—Ken Dryden, Cornell, 1967-69 (12 goals allowed, 183 saves)
- .936—Matti Kaltiainen, Boston College, 2003-04 (8 goals allowed, 117 saves)
- .934—Gerry Powers, Denver, 1968-69 (6 goals allowed, 85 saves)
- .932—Scott Clemmensen, Boston College, 1998-01 (26 goals allowed, 356 saves)

#### GOALS-AGAINST AVERAGE

##### (Min. four games, 200 minutes and two years)

- 1.32—Karl Goehring, North Dakota, 1999-01 (8 goals allowed)
- 1.45—Matti Kaltiainen, Boston College, 2003-04 (8 goals allowed)
- 1.50—Gerry Powers, Denver, 1968-69 (6 goals allowed)
- 1.60—Darren Jensen, North Dakota, 1980, 82 (8 goals allowed)
- 1.69—Jimmy Howard, Maine, 2004-05 (8 goals allowed)
- 1.72—David McKee, Cornell, 2005-06 (7 goals allowed)
- 1.75—Terry Kleisinger, Wisconsin, 1982-83 (7 goals allowed)
- 1.90—Scott Clemmensen, Boston College, 1998-01 (26 goals allowed)
- 1.99—Ken Dryden, Cornell, 1967-69 (12 goals allowed)
- 2.03—Scott LaGrand, Boston College, 1990-91 (8 goals allowed)

#### GOALIE VICTORIES

- 10—Scott Clemmensen, Boston College, 1998-01 (3 losses)
- 9—Marty Turco, Michigan, 1995-98 (2 losses)
- 7—Marc Behrend, Wisconsin, 1981-83 (1 tie)
- 7—Duane Derksen, Wisconsin, 1990-92 (3 losses)
- 7—Darrin Madeley, Lake Superior St., 1990-92 (4 losses)
- 6—Norm Foster, Michigan St., 1984-87 (3 losses)
- 6—Robb Stauber, Minnesota, 1987-89 (3 losses)
- 6—Jason Muzzatti, Michigan St., 1988-90 (6 losses)

- 6—Scott Cashman, Boston U., 1990-92 (5 losses)
- 6—Blaine Lacher, Lake Superior St., 1992-94 (1 loss)
- 6—Josh Blackburn, Michigan, 1999-02 (4 losses)

#### GOALIE WINNING PERCENTAGE

##### (Min. 4 decisions)

- 1.000—Darren Jensen, North Dakota, 1980, 82 (5-0)
- 1.000—Lorne Howes, Michigan, 1955-56 (4-0)
- 1.000—George Kirkwood, Denver, 1960-61 (4-0)
- 1.000—Gerry Powers, Denver, 1968-69 (4-0)
- 1.000—Ed Belfour, North Dakota, 1987 (4-0)
- 1.000—Adam Berkhoeel, Denver, 2004 (4-0)
- .938—Marc Behrend, Wisconsin, 1981-83 (7-0-1)
- .857—Blaine Lacher, Lake Superior St., 1992-94 (6-1)
- .818—Marty Turco, Michigan, 1995-98 (9-2)
- .800—Willard Ikola, Michigan, 1952-54 (4-1)
- .800—Bob Essensa, Michigan St., 1984-87 (4-1)

#### SHUTOUTS

- 2—Marty Turco, Michigan, 1995-98
- 2—Karl Goehring, North Dakota, 1999-01
- 2—Adam Berkhoeel, Denver, 2004
- 2—Cory Schneider, Boston College, 2006
- 2—Brian Elliott, Wisconsin, 2006
- 1—24 players

### Team, Game

#### GOALS

- 14—Michigan vs. Boston U. (2), NSF, March 13, 1953
- 14—Minnesota vs. Boston College (1), NSF, March 11, 1954
- 13—Colorado Col. vs. Boston U. (4), CH, March 18, 1950
- 13—Colorado Col. vs. Michigan (6), CH, March 16, 1957
- 13—Michigan Tech vs. St. Lawrence (3), NSF, March 17, 1960
- 12—Denver vs. St. Lawrence (2), CH, March 18, 1961
- 10—Eight times, most recent: Lake Superior St. vs. Alas. Anchorage (3), FR, March 17, 1990

#### GOALS, BOTH TEAMS

- 19—Colorado Col. (13) vs. Michigan (6), CH, March 16, 1957
- 17—Colorado Col. (13) vs. Boston U. (4), CH, March 18, 1950
- 16—Michigan (10) vs. Boston College (6), N3d, March 18, 1950
- 16—Michigan (14) vs. Boston U. (2), NSF, March 13, 1953
- 16—Michigan Tech (13) vs. St. Lawrence (3), NSF, March 17, 1960
- 15—Minnesota (14) vs. Boston College (1), NSF, March 11, 1954
- 15—Boston U. (10) vs. Harvard (5), N3d, March 15, 1975
- 15—Brown (8) vs. Boston U. (7), N3d, March 27, 1976
- 15—Minnesota (9) vs. New Hampshire (6), QF, March 18, 1983
- 15—Northern Mich. (8) vs. Boston U. (7), CH, March 30, 1991 (3 ot)

#### GOALS, PERIOD

- 10—Colorado Col. vs. Boston U., CH, March 18, 1950 (3rd)
- 8—Michigan Tech vs. St. Lawrence, NSF, March 17, 1960 (2nd)
- 7—Colorado Col. vs. Michigan, CH, March 16, 1957 (3rd)
- 6—Brown vs. Colorado Col., NSF, March 16, 1951 (2nd)
- 6—Michigan vs. Boston U., NSF, March 13, 1953 (3rd)
- 6—Minnesota vs. Boston College, NSF, March 11, 1954 (1st)
- 6—Northern Mich. vs. Clarkson, WR, March 27, 1992 (2nd)
- 6—Boston U. vs. Neb.-Omaha, NER, March 24, 2006 (2nd)

#### GOALS, PERIOD, BOTH TEAMS

- 13—Colorado Col. (10) vs. Boston U. (3), CH, March 18, 1950 (3rd)

- 9—Colorado Col. (7) vs. Michigan (2), CH, March 16, 1957 (3rd)
- 9—Michigan Tech (8) vs. St. Lawrence (1), NSF, March 17, 1960 (2nd)
- 9—Northern Mich. (6) vs. Clarkson (3), WR, March 27, 1992 (2nd)
- 8—Michigan (6) vs. Boston U. (2), NSF, March 13, 1953 (3rd)
- 7—15 times, most recent: Boston U. (6) vs. Neb.-Omaha (1), NER, March 24, 2006 (2nd)

**GOALS, LOSING TEAM**

- 7—Boston U. vs. Brown (8), N3d, March 27, 1976
- 7—Boston U. vs. Northern Mich. (8), CH, March 30, 1991 (3 ot)
- 6—Boston College vs. Michigan (10), N3d, March 18, 1950
- 6—Michigan vs. Colorado Col. (13), CH, March 16, 1957
- 6—St. Lawrence vs. Boston College (7), N3d, March 14, 1959 (2 ot)
- 6—St. Lawrence vs. Boston U. (7), N3d, March 19, 1960
- 6—Brown vs. Michigan Tech (7), NSF, March 25, 1976 (2 ot)
- 6—New Hampshire vs. Minnesota (9), QF, March 18, 1983
- 6—Boston College vs. Michigan St. (7), QF, March 18, 1984
- 6—Boston College vs. Minn. Duluth (7), N3d, March 30, 1985 (ot)
- 6—Maine vs. Providence (8), QF, March 24, 1989
- 6—Northern Mich. vs. Michigan (7), WR, March 29, 1992

**FEWEST GOALS**

- 0—34 times, most recent: Five times in 2006

**FEWEST GOALS, BOTH TEAMS**

- 1—Cornell (1) vs. North Dakota (0), NSF, March 16, 1967
- 1—Denver (1) vs. Harvard (0), N3d, March 20, 1971
- 1—Boston College (1) vs. Ohio St. (0), ER, March 29, 2003
- 1—Wisconsin (1) vs. Ohio St. (0), ER, March 27, 2004 (ot)
- 1—Denver (1) vs. North Dakota (0), WR, March 27, 2004
- 1—Denver (1) vs. Maine (0), CH, April 10, 2004
- 1—Maine vs. Minnesota (0), WR, March 26, 2005 (ot)
- 1—Michigan St. (1) vs. New Hampshire (0), ER, March 25, 2006
- 1—Wisconsin (1) vs. Cornell (0), MWR, March 26, 2006 (3 ot)

**FASTEST CONSECUTIVE GOALS**

- :05—Michigan (Gordon McMillan and Wally Gacek) vs. Dartmouth, CH, March 20, 1948
- :06—Michigan (Scott Matzka and Mike Cammalleri) vs. Mercyhurst, WR, March 24, 2001
- :11—Colorado Col. (Cam Kryway and Justin Morrison) vs. St. Lawrence, WR, March 27, 1999
- :12—Colorado Col. (Harry Whitworth and Carl Lawrence) vs. Boston U., CH, March 18, 1950
- :12—Bowling Green (Garry Galley and Gino Cavallini) vs. Boston U., QF, March 16, 1984
- :12—Northeastern (Dave Buda and Brian Dowd) vs. Merrimack, FR, March 18, 1988
- :13—Michigan (both by Bert Dunn) vs. Boston U., NSF, March 13, 1953
- :13—Michigan Tech (Al Raymond and Don Lauriente) vs. St. Lawrence, NSF, March 17, 1960
- :13—Minnesota (Grant Bischoff and Cory Laylin) vs. Providence, FR, March 17, 1991
- :14—Colorado Col. (Chris Ray and Ron Hartwell) vs. Boston U., CH, March 18, 1950
- :14—Denver (Lynn Powis and Craig Patrick) vs. Harvard, NSF, March 13, 1969
- :14—Cornell (Brian McCutcheon and Gordon Lowe) vs. Michigan Tech, NSF, March 14, 1969

**FASTEST CONSECUTIVE GOALS, OPPOSING TEAMS**

- :07—Michigan Tech (Bill Terry), then Minnesota (Aaron Broten), NSF, March 26, 1981
- :08—Boston U. (Jack Garrity), then Colorado Col. (Tony Frasca), CH, March 18, 1950

- :08—New Hampshire (Sean Collins), then Harvard (Alex Meintell), NER, March 26, 2005
- :09—Clarkson (Scott Thomas), then Northern Mich. (Scott Beattie), WR, March 27, 1992
- :10—Minnesota (Todd Richards), then Wisconsin (John Byce), QF, March 24, 1989
- :10—Cornell (Doug Derraugh), then Michigan (Mike Helber), FR, March 15, 1991
- :11—New Hampshire (Norm Lacombe), then Minnesota (Corey Millen), QF, March 18, 1983
- :12—Cornell (Doug Ferguson), then Boston U. (Mike Sobeski), CH, March 18, 1967
- :12—Wisconsin (Dave Herbst), then New Hampshire (Jon Fontes), NSF, March 25, 1977
- :12—Boston College (Bob Sweeney), then Michigan St. (Harvey Smyl), QF, March 18, 1984

**WINNING MARGIN**

- 13—Minnesota (14) vs. Boston College (1), NSF, March 11, 1954
- 12—Michigan (14) vs. Boston U. (2), NSF, March 13, 1953
- 10—Michigan Tech (13) vs. St. Lawrence (3), NSF, March 17, 1960
- 10—Denver (12) vs. St. Lawrence (2), CH, March 18, 1961
- 9—Colorado Col. (13) vs. Boston U. (4), CH, March 18, 1950
- 8—North Dakota (9) vs. Harvard (1), NSF, March 14, 1958
- 8—Lake Superior St. (9) vs. Boston U. (1), CH, April 2, 1994

**LARGEST MARGIN OVERCOME TO WIN**

- 4—Wisconsin vs. Cornell, NSF, March 16, 1973 (trailed 4-0; won 6-5 (ot))
- 4—Boston U. vs. New Hampshire, N3d, March 26, 1977 (trailed 5-1; won 6-5)
- 3—Colorado Col. vs. Yale, NSF, March 14, 1952 (trailed 3-0; won 4-3)
- 3—Minnesota vs. Harvard, NSF, March 19, 1971 (trailed 4-1; won 6-5 (ot))
- 3—Michigan Tech vs. Harvard, NSF, March 15, 1974 (trailed 3-0; won 6-5 (ot))
- 3—Minnesota vs. Harvard, NSF, March 13, 1975 (trailed 4-1; won 6-4)
- 3—Minnesota vs. Michigan Tech, CH, March 27, 1976 (trailed 3-0; won 6-4)
- 3—Merrimack vs. Northeastern, FR, March 19, 1988 (trailed 3-0; won 7-3)
- 3—Minnesota vs. Michigan St., QF, March 26, 1988 (trailed 3-0; won 4-3)
- 3—Northern Mich. vs. Boston U., CH, March 30, 1991 (trailed 3-0; won 8-7 (3 ot))
- 3—Michigan vs. Northern Mich., WR, March 29, 1992 (trailed 6-3; won 7-6)
- 3—Michigan vs. Denver, ER, March 26, 1999 (trailed 3-0; won 5-3)
- 3—Maine vs. Harvard, ER, March 26, 2004 (trailed 3-0; won 5-4)
- 3—Colorado Col. vs. Michigan, MWR, March 26, 2005 (trailed 3-0, won 4-3)

**ASSISTS**

- 19—Boston U. vs. Harvard, N3d, March 15, 1975 (10 goals)
- 18—Denver vs. St. Lawrence, CH, March 18, 1961 (12 goals)
- 18—Northern Mich. vs. Providence, FR, March 17, 1989 (9 goals)
- 17—Colorado Col. vs. Michigan, CH, March 16, 1957 (13 goals)
- 17—\*Denver vs. Boston College, NSF, March 15, 1973 (10 goals)
- 17—Boston U. vs. Neb.-Omaha, NER, March 24, 2006 (9 goals)
- 16—Colorado Col. vs. Boston U., CH, March 18, 1950 (13 goals)
- 16—Northeastern vs. New Hampshire, N3d, March 27, 1982 (10 goals)
- 16—Lake Superior St. vs. Alas. Anchorage, FR, March 17, 1990 (10 goals)
- 16—Lake Superior St. vs. Boston U., CH, April 2, 1994 (9 goals)

**ASSISTS, BOTH TEAMS**

- 27—Boston U. (19) vs. Harvard (8), N3d, March 15, 1975 (15 goals)

- 26—Northern Mich. (18) vs. Providence (8), FR, March 17, 1989 (14 goals)
- 24—Northeastern (16) vs. New Hampshire (8), N3d, March 27, 1982 (14 goals)
- 24—Boston College (12) vs. Michigan St. (12), QF, March 18, 1984 (13 goals)
- 23—Brown (12) vs. Boston U. (11), N3d, March 27, 1976 (15 goals)
- 23—Wisconsin (12) vs. Clarkson (11), QF, March 21, 1981 (12 goals)
- 23—Minnesota (12) vs. New Hampshire (11), QF, March 18, 1983 (15 goals)
- 23—Providence (12) vs. Maine (11), QF, March 24, 1989 (14 goals)
- 23—Northern Mich. (12) vs. Boston U. (11), CH, March 30, 1991 (15 goals) (3 ot)
- 22—\*Denver (17) vs. Boston College (5), NSF, March 15, 1973 (14 goals)

**FEWEST ASSISTS, BOTH TEAMS**

- 1—Boston College (1) vs. Ohio St. (0), ER, March 29, 2003 (1 goal)
- 1—Denver (1) vs. Maine (0), CH, April 10, 2004 (1 goal, shutout)
- 1—Wisconsin (1) vs. Cornell (0), MWR, March 26, 2006 (1 goal, shutout) (3 ot)

**POINTS**

- 30—Colorado Col. vs. Michigan, CH, March 16, 1957 (13 goals, 17 assists)
- 30—Denver vs. St. Lawrence, CH, March 18, 1961 (12 goals, 18 assists)
- 29—Colorado Col. vs. Boston U., CH, March 18, 1950 (13 goals, 16 assists)
- 29—Boston U. vs. Harvard, N3d, March 15, 1975 (10 goals, 19 assists)
- 28—Michigan vs. Boston U., NSF, March 13, 1953 (14 goals, 14 assists)
- 27—Michigan Tech vs. St. Lawrence, NSF, March 17, 1960 (13 goals, 14 assists)
- 27—\*Denver vs. Boston College, NSF, March 15, 1973 (10 goals, 17 assists)
- 27—Northern Mich. vs. Providence, FR, March 17, 1989 (9 goals, 18 assists)

**POINTS, BOTH TEAMS**

- 42—Boston U. (10 goals, 19 assists) vs. Harvard (5 goals, 8 assists), N3d, March 15, 1975
- 40—Colorado Col. (13 goals, 17 assists) vs. Michigan (6 goals, 4 assists), CH, March 16, 1957
- 40—Northern Mich. (9 goals, 18 assists) vs. Providence (5 goals, 8 assists), FR, March 17, 1989
- 38—Colorado Col. (13 goals, 16 assists) vs. Boston U. (4 goals, 5 assists), CH, March 18, 1950
- 38—Brown (8 goals, 12 assists) vs. Boston U. (7 goals, 11 assists), N3d, March 27, 1976
- 38—Northeastern (10 goals, 16 assists) vs. New Hampshire (4 goals, 8 assists), N3d, March 27, 1982
- 38—Minnesota (9 goals, 12 assists) vs. New Hampshire (6 goals, 11 assists), QF, March 18, 1983
- 38—Northern Mich. (8 goals, 12 assists) vs. Boston U. (7 goals, 11 assists), CH, March 30, 1991 (3 ot)
- 37—Michigan St. (7 goals, 12 assists) vs. Boston College (6 goals, 12 assists), QF, March 18, 1984
- 37—Providence (8 goals, 12 assists) vs. Maine (6 goals, 11 assists), QF, March 24, 1989

**FEWEST POINTS****(Excluding shutouts)**

- 1—St. Lawrence vs. Michigan, NSF, March 16, 1956 (1 goal) (ot)
- 1—St. Lawrence vs. Michigan Tech, NSF, March 16, 1962 (1 goal)
- 1—Boston College vs. Denver, NSF, March 14, 1968 (1 goal)
- 1—Clarkson vs. North Dakota, QF, March 19, 1982 (1 goal)
- 1—Vermont vs. Bowling Green, FR, March 18, 1988 (1 goal)
- 1—Mass.-Lowell vs. Wisconsin, FR, March 19, 1988 (1 goal)
- 1—Minnesota vs. Boston College, QF, March 25, 1990 (1 goal)
- 1—New Hampshire vs. Harvard, ER, March 26, 1994 (1 goal)



- 1—Michigan vs. New Hampshire, ER, March 27, 1999 (1 goal) (ot)  
 1—Quinnipiac vs. Cornell, ER, March 23, 2002 (1 goal)

**FEWEST POINTS, BOTH TEAMS**

- 2—Boston College (1 goal, 1 assist) vs. Ohio St., ER, March 29, 2003 (shutout)  
 2—Denver (1 goal, 1 assist) vs. Maine, CH, April 10, 2004 (shutout)  
 2—Wisconsin (1 goal, 1 assist) vs. Cornell, MWR, March 26, 2006 (shutout) (3 ot)  
 3—Cornell (1 goal, 2 assists) vs. North Dakota, NSF, March 16, 1967 (shutout)  
 3—Denver (1 goal, 2 assists) vs. Harvard, N3d, March 20, 1971 (shutout)  
 3—Denver (1 goal, 2 assists) vs. North Dakota, WR, March 27, 2004 (shutout)  
 3—Wisconsin (1 goal, 2 assists) vs. Ohio St., ER, March 26, 2004 (shutout) (ot)  
 3—Minnesota (1 goal, 2 assists) vs. Maine, WR, March 26, 2005 (shutout) (ot)  
 3—Michigan St. (1 goal, 2 assists) vs. New Hampshire, ER, March 25, 2006 (shutout)  
 4—North Dakota (2 goals, 2 assists) vs. Maine, NSF, April 6, 2000 (shutout)

**SHOTS ON GOAL**

- 80—St. Lawrence vs. Boston U., ER, March 26, 2000 (3 goals) (4 ot)  
 74—Boston U. vs. St. Lawrence, ER, March 26, 2000 (2 goals) (4 ot)  
 65—Boston College vs. Providence, NSF, March 28, 1985 (3 goals) (3 ot)  
 60—Colorado Col. vs. Clarkson, NSF, March 14, 1957 (5 goals)  
 60—Bowling Green vs. Minn. Duluth, CH, March 24, 1984 (5 goals) (4 ot)  
 60—Wisconsin vs. Cornell, MWR, March 26, 2006 (1 goal) (3 ot)  
 58—Boston College vs. Mercyhurst, ER, March 25, 2005 (5 goals)  
 57—Northern Mich. vs. Cornell, QF, March 21, 1981 (3 goals)  
 56—Maine vs. Michigan, NSF, March 30, 1995 (4 goals) (3 ot)  
 56—Minnesota vs. Mercyhurst, WR, March 28, 2003 (9 goals)

**SHOTS ON GOAL, BOTH TEAMS**

- 154—St. Lawrence (80) vs. Boston U. (74), ER, March 26, 2000 (5 goals) (4 ot)  
 106—Maine (56) vs. Michigan (50), NSF, March 30, 1995 (7 goals) (3 ot)  
 100—Wisconsin (60) vs. Cornell (40), MWR, March 26, 2006 (1 goal) (3 ot)  
 99—Brown (50) vs. Michigan Tech (49), NSF, March 25, 1976 (13 goals) (2 ot)  
 96—Michigan Tech (52) vs. Harvard (44), N3d, March 15, 1969 (11 goals) (2 ot)  
 96—Bowling Green (60) vs. Minn. Duluth (36), CH, March 24, 1984 (9 goals) (4 ot)  
 94—Minnesota (50) vs. Boston U. (44), NSF, March 14, 1974 (9 goals)  
 94—Lake Superior St. (48) vs. Alas. Anchorage (46), FR, March 17, 1990 (13 goals)

**SHOTS ON GOAL, PERIOD**

- 27—Minnesota vs. Mercyhurst, WR, March 28, 2003 (5 goals)  
 26—Minnesota vs. Providence, N3d, March 26, 1983 (2 goals)  
 25—Minnesota vs. Ferris St., WR, March 29, 2003 (5 goals)  
 24—Colorado Col. vs. Clarkson, NSF, March 14, 1957 (2 goals)  
 24—Harvard vs. Michigan Tech, NSF, March 15, 1974 (1 goal)  
 23—Colorado Col. vs. Michigan, CH, March 12, 1955 (2 goals)  
 23—St. Lawrence vs. Boston College, N3d, March 17, 1956 (3 goals)  
 23—North Dakota vs. Boston College, NSF, March 14, 1963 (3 goals)  
 23—Minnesota vs. Michigan St., NSF, March 27, 1986 (2 goals)  
 23—Wisconsin vs. Bemidji St., MWR, March 25, 2006 (2 goals)

**SHOTS ON GOAL, PERIOD, BOTH TEAMS**

- 40—Minnesota (23) vs. Michigan St. (17), NSF, March 27, 1986 (5 goals)  
 38—Minnesota (21) vs. Boston U. (17), NSF, March 14, 1974 (3 goals)  
 37—Colorado Col. (20) vs. Michigan (17), N3d, March 19, 1949 (4 goals)  
 37—Boston College (19) vs. Minn. Duluth (18), N3d, March 30, 1985 (6 goals)  
 37—Minnesota (19) vs. Boston College (18), QF, March 25, 1990 (2 goals)  
 36—Michigan Tech (22) vs. Michigan (14), CH, March 17, 1956 (7 goals)  
 36—Cornell (19) vs. Michigan Tech (17), NSF, March 14, 1969 (4 goals)

**FEWEST SHOTS ON GOAL**

- 9—Boston College vs. Denver, NSF, March 14, 1968 (1 goal)  
 11—Rensselaer vs. Denver, NSF, March 19, 1964 (1 goal)  
 12—Clarkson vs. Denver, NSF, March 13, 1958 (2 goals)  
 12—Minnesota vs. Denver, NSF, March 17, 1961 (1 goal)  
 14—Quinnipiac vs. Cornell, ER, March 23, 2002 (1 goal)  
 14—Wisconsin vs. Boston U., ER, March 26, 1994 (1 goal)  
 15—St. Lawrence vs. Michigan Tech, NSF, March 16, 1962 (1 goal)  
 15—Wisconsin vs. Cornell, NSF, March 19, 1970 (1 goal)  
 15—Bemidji St. vs. Wisconsin, MWR, March 25, 2006 (0 goals)

**FEWEST SHOTS ON GOAL, BOTH TEAMS**

- 38—Denver (29) vs. Boston College (9), NSF, March 14, 1968 (5 goals)  
 41—North Dakota (23) vs. Michigan St. (18), CH, March 28, 1987 (8 goals)  
 41—Boston U. (21) vs. Michigan (20), NSF, March 27, 1997 (5 goals)  
 42—Providence (26) vs. Rensselaer (16), N3d, March 21, 1964 (3 goals)  
 42—Clarkson (23) vs. North Dakota (19), QF, March 19, 1982 (6 goals)  
 42—Lake Superior St. (24) vs. St. Cloud St. (18), FR, March 18, 1989 (6 goals)  
 42—Minnesota (22) vs. Michigan (20), WR, March 24, 1996 (7 goals)  
 42—Colorado Col. (23) vs. Michigan (19), CH, March 30, 1996 (5 goals) (ot)  
 42—Michigan (24) vs. Denver (18), ER, March 26, 1999 (8 goals)  
 42—New Hampshire (24) vs. Cornell (18), ER, March 24, 2002 (7 goals)  
 42—New Hampshire (21) vs. Cornell (21), NSF, April 10, 2002 (5 goals) (ot)

**FEWEST SHOTS ON GOAL, REGULATION PERIOD**

- 0—Wisconsin vs. Cornell, NSF, March 19, 1970  
 0—Northern Mich. vs. Harvard, ER, March 26, 1993  
 1—Michigan vs. Denver, ER, March 26, 1999  
 1—Denver vs. Michigan, ER, March 26, 1999  
 1—Cornell vs. Colorado Col., MWR, March 25, 2006

**FEWEST SHOTS ON GOAL, REGULATION PERIOD, BOTH TEAMS**

- 6—Harvard (6) vs. Northern Mich. (0), ER, March 26, 1993 (0 goals)  
 8—Minnesota (4) vs. Wisconsin (4), QF, March 25, 1989 (2 goals)  
 8—Colorado Col. (5) vs. Michigan (3), CH, March 30, 1996 (1 goal)  
 8—Cornell (4) vs. Miami (Ohio) (4), WR, March 22, 1997 (2 goals)  
 9—Denver (6) vs. Boston College (3), NSF, March 14, 1968 (1 goal)  
 9—North Dakota (6) vs. Dartmouth (3), NSF, March 27, 1980 (0 goals)  
 9—Michigan St. (7) vs. Boston U. (2), QF, March 24, 1990 (1 goal)  
 9—Boston U. (6) vs. Michigan (3), NSF, March 28, 1996 (1 goal)  
 9—Cornell (5) vs. New Hampshire (4), ER, March 24, 2002 (0 goals)

- 9—Ohio St. (6) vs. Wisconsin (3), ER, March 26, 2004 (0 goals)

**PENALTIES**

- 23—Minnesota vs. Maine, N3d, April 2, 1988  
 20—Maine vs. Minnesota, N3d, April 2, 1988  
 19—Merrimack vs. Northeastern, FR, March 19, 1988  
 19—Clarkson vs. Western Mich., ER, March 22, 1996  
 18—Colgate vs. Wisconsin, CH, April 1, 1990  
 17—Western Mich. vs. Clarkson, ER, March 22, 1996  
 16—Bowling Green vs. Vermont, FR, March 19, 1988  
 16—Northeastern vs. Merrimack, FR, March 19, 1988  
 16—Vermont vs. Bowling Green, FR, March 19, 1988  
 16—Lake Superior St. vs. Maine, NSF, March 31, 1988  
 16—Maine vs. Lake Superior St., NSF, March 31, 1988  
 16—Lake Superior St. vs. Harvard, QF, March 24, 1989  
 16—Michigan vs. Boston U., QF, March 23, 1991

**PENALTIES, BOTH TEAMS**

- 43—Minnesota (23) vs. Maine (20), N3d, April 2, 1988  
 36—Clarkson (19) vs. Western Mich. (17), ER, March 22, 1996  
 35—Merrimack (19) vs. Northeastern (16), FR, March 19, 1988  
 32—Bowling Green (16) vs. Vermont (16), FR, March 19, 1988  
 32—Lake Superior St. (16) vs. Maine (16), NSF, March 31, 1988  
 32—Colgate (18) vs. Wisconsin (14), CH, April 1, 1990  
 31—Wisconsin (16) vs. Michigan (15), WR, March 25, 1995  
 30—Boston U. (15) vs. North Dakota (15), FR, March 16, 1990  
 29—Six times, most recent: Michigan (16) vs. Boston U. (13), QF, March 23, 1991

**FEWEST PENALTIES**

- 0—Boston College vs. Michigan, N3d, March 18, 1950  
 0—Michigan vs. Boston College, N3d, March 18, 1950  
 0—Boston U. vs. Denver, NSF, March 18, 1960  
 0—Harvard vs. Boston U., N3d, March 16, 1974  
 0—Miami (Ohio) vs. Cornell, WR, March 22, 1997  
 1—13 times, most recent: Michigan vs. New Hampshire, ER, March 27, 1999 (ot) (1 penalty for each team)

**FEWEST PENALTIES, BOTH TEAMS**

- 0—Michigan (0) vs. Boston College (0), N3d, March 18, 1950  
 1—Boston U. (1) vs. Harvard (0), N3d, March 16, 1974  
 2—Denver (2) vs. Boston U. (0), NSF, March 18, 1960  
 2—Cornell (2) vs. Miami (Ohio) (0), WR, March 22, 1997  
 2—Michigan (1) vs. New Hampshire (1), ER, March 27, 1999 (ot)  
 3—Boston U. (2) vs. Clarkson (1), NSF, March 28, 1991  
 4—Brown (2) vs. Michigan (2), CH, March 17, 1951  
 4—Denver (3) vs. Minnesota (1), NSF, March 17, 1961  
 4—Cornell (2) vs. Wisconsin (2), NSF, March 16, 1973 (ot)  
 4—Wisconsin (3) vs. Harvard (1), QF, March 20, 1982  
 4—Bowling Green (2) vs. Michigan St. (2), NSF, March 23, 1984  
 4—Minn. Duluth (3) vs. Harvard (1), QF, March 23, 1985

**LONGEST GAME**

- 123:53—St. Lawrence (4) vs. Boston U. (3), ER, March 26, 2000 (4 ot)  
 111:13—Wisconsin (1) vs. Cornell (0), MWR, March 26, 2006 (3 ot)  
 100:28—Maine (4) vs. Michigan (3), NSF, March 30, 1995 (3 ot)  
 97:11—Bowling Green (5) vs. Minn. Duluth (4), CH, March 24, 1984 (4 ot)  
 89:31—Colorado Col. (4) vs. Vermont (3), NSF, March 28, 1996 (2 ot)



89:29—Minnesota (2) vs. Mass.-Lowell (1), WR, March 27, 1994 (2 ot)  
 85:45—Rensselaer (6) vs. Minn. Duluth (5), NSF, March 29, 1985 (3 ot)  
 83:30—Colorado Col. (3) vs. St. Lawrence (2), ER, March 23, 2001 (2 ot)  
 82:43—Northern Mich. (3) vs. Harvard (2), ER, March 26, 1993 (2 ot)  
 81:57—Northern Mich. (8) vs. Boston U. (7), CH, March 30, 1991 (3 ot)

*Note: The St. Lawrence-Boston U. game listed above was the second-longest in Division I men's history (regular or postseason), surpassed only by Colorado College's 1-0 victory over Wisconsin, March 8, 1997, that lasted 129:30.*

## Team, Year

### GOALS

30—Boston U., 1990  
 29—Clarkson, 1991

26—Boston U., 1991  
 26—Northern Mich., 1991  
 24—Minnesota, 1981  
 24—Boston College, 1989  
 24—Michigan St., 1989  
 24—Providence, 1989  
 24—Lake Superior St., 1992  
 24—Minnesota, 2003

### ASSISTS

52—Clarkson, 1991  
 44—Boston U., 1990  
 41—Minnesota, 1981  
 40—Michigan St., 1989  
 40—Northern Mich., 1991  
 39—Maine, 1989  
 38—Boston U., 1991  
 38—Minnesota, 1991  
 38—Lake Superior St., 1994  
 37—Harvard, 1986

### POINTS

81—Clarkson, 1991 (29 goals, 52 assists)  
 74—Boston U., 1990 (30 goals, 44 assists)

66—Northern Mich., 1991 (26 goals, 40 assists)  
 65—Minnesota, 1981 (24 goals, 41 assists)  
 64—Michigan St., 1989 (24 goals, 40 assists)  
 64—Boston U., 1991 (26 goals, 38 assists)  
 61—Lake Superior St., 1994 (23 goals, 38 assists)  
 60—Maine, 1989 (21 goals, 39 assists)  
 60—Minnesota, 1991 (22 goals, 38 assists)  
 60—Lake Superior St., 1992 (24 goals, 36 assists)

### PENALTIES

70—Boston U., 1990  
 59—Providence, 1989  
 55—Michigan, 1991  
 51—Minnesota, 1991  
 50—Maine, 1988  
 49—Wisconsin, 1981  
 49—Lake Superior St., 1988  
 46—Merrimack, 1988  
 46—Boston College, 1989  
 44—Lake Superior St., 1989



Photo courtesy of NCAA Photos

**Barry Tallackson (27), shown here scoring a goal in the 2003 championship game, and his Minnesota teammates unloaded 27 shots on goal in a period against Mercyhurst in that year's West Regional. That remains the tournament record for most shots on goal by a team in a period.**

# Tournament History

---

Tournament Won-Lost-Tied Records .....	36
Tournament Highlights.....	37
NCAA 50th Anniversary Team .....	38
Entering the NCAA Tournament, These Teams.....	38
Seeding History.....	39
Annual Scoring Leaders.....	39
Overtime Games.....	40
Overtime Records by School .....	40
Shutout Games.....	41
Longest Games (Top 20) .....	41
Financial History .....	42
Television Ratings .....	42
Tournament Scoring Trends.....	43
<b>NCAA Division I Men's Ice Hockey</b>	
Championship Committee Chairs.....	43
Championship Committee Roster .....	43



# Tournament Won-Lost-Tied Records

(46 Teams)

Team (Years Participated)	Tournament Record					Tournament Finish			
	Years	Won	Lost	Tied	Pct.	1st	2nd	3rd	4th
Alas. Anchorage (1990-91-92) .....	3	2	5	0	.286	0	0	0	0
Bemidji St. (2005-06) .....	2	0	2	0	.000	0	0	0	0
Boston College (1948-49-50-54-56-59-63-65-68-73-78-84-85-86-87-89-90-91-98-99-2000-01-03-04-05-06) .....	26	30	36	0	.455	2	5	6	6
Boston U. (1950-51-53-60-66-67-71-72-74-75-76-77-78-84-86-90-91-92-93-94-95-96-97-98-2000-02-03-05-06) .....	29	34	31	0	.523	4	5	8	3
Bowling Green (1977-78-79-82-84-87-88-89-90) .....	9	7	13	1	.357	1	0	1	0
Brown (1951-65-76-93) .....	4	2	5	0	.286	0	1	1	1
Clarkson (1957-58-62-63-66-70-81-82-84-90-91-92-93-95-96-97-98-99) .....	18	12	21	1	.368	0	3	4	0
Colgate (1981-90-2000-05) .....	4	3	5	0	.375	0	1	0	0
Colorado Col. (1948-49-50-51-52-55-57-78-95-96-97-98-99-2001-02-03-05-06) .....	18	17	18	0	.486	2	3	3	2
Cornell (1967-68-69-70-72-73-80-81-86-91-96-97-2002-03-05-06) .....	16	16	17	0	.485	2	2	2	2
Dartmouth (1948-49-79-80) .....	4	4	4	0	.500	0	2	2	0
Denver (1958-60-61-63-64-66-68-69-71-72-86-95-97-99-2002-04-05) .....	17	25	13	0	.658	7	2	2	2
Ferris St. (2003) .....	1	1	1	0	.500	0	0	0	0
Harvard (1955-57-58-69-71-74-75-82-83-85-86-87-88-89-93-94-2002-03-04-05-06) .....	21	14	29	1	.330	1	2	3	6
Holy Cross (2004-06) .....	2	1	2	0	.333	0	0	0	0
Lake Superior St. (1985-88-89-90-91-92-93-94-95-96) ..	10	20	11	1	.641	3	1	0	0
Maine (1987-88-89-90-91-92-93-95-99-2000-01-02-03-04-05-06) .....	16	28	18	0	.609	2	3	4	1
Mass.-Lowell (1988-94-96) .....	3	2	3	1	.417	0	0	0	0
Mercyhurst (2001-03-05) .....	3	0	3	0	.000	0	0	0	0
Merrimack (1988) .....	1	2	2	0	.500	0	0	0	0
Miami (Ohio) (1993-97-2004-06) .....	4	0	4	0	.000	0	0	0	0
Michigan (1948-49-50-51-52-53-54-55-56-57-62-64-77-91-92-93-94-95-96-97-98-99-2000-01-02-03-04-05-06) .....	29	44	22	0	.667	9	2	11	0
Michigan St. (1959-66-67-82-83-84-85-86-87-88-89-90-92-94-95-96-97-98-99-2000-01-02-04-06) .....	24	25	27	1	.481	2	2	5	1
Michigan Tech (1956-60-62-65-69-70-74-75-76-81) .....	10	13	9	0	.591	3	4	1	2
Minnesota (1953-54-61-71-74-75-76-79-80-81-83-85-86-87-88-89-90-91-92-93-94-95-96-97-2001-02-03-04-05-06) .....	30	49	31	0	.613	5	6	6	2
Minn. Duluth (1983-84-85-93-2004) .....	5	8	7	0	.533	0	1	2	0
Minn. St. Mankato (2003) .....	1	0	1	0	.000	0	0	0	0
Neb.-Omaha (2006) .....	1	0	1	0	.000	0	0	0	0
New Hampshire (1977-79-82-83-92-94-95-97-98-99-2000-02-03-04-05-06) .....	16	13	20	0	.394	0	2	2	3
Niagara (2000-04) .....	2	1	2	0	.333	0	0	0	0
North Dakota (1958-59-63-65-67-68-79-80-82-84-87-90-97-98-99-2000-01-03-04-05-06) .....	21	36	16	0	.692	7	5	3	1
Northeastern (1982-88-94) .....	3	3	3	1	.500	0	0	1	0
Northern Mich. (1980-81-89-91-92-93-99) .....	7	10	9	0	.526	1	1	0	1
Notre Dame (2004) .....	1	0	1	0	.000	0	0	0	0
Ohio St. (1998-99-2003-04-05) .....	5	2	5	0	.286	0	0	1	0
Princeton (1998) .....	1	0	1	0	.000	0	0	0	0
Providence (1964-78-81-83-85-89-91-96-2001) .....	9	9	15	0	.375	0	1	1	1
Quinnipiac (2002) .....	1	0	1	0	.000	0	0	0	0
Rensselaer (1953-54-61-64-84-85-94-95) .....	8	7	8	1	.469	2	0	2	1
St. Cloud St. (1989-2000-01-02-03) .....	5	0	6	0	.000	0	0	0	0
St. Lawrence (1952-55-56-59-60-61-62-83-87-88-89-92-99-2000-01) .....	15	5	24	0	.172	0	2	2	5
Vermont (1988-96-97) .....	3	1	4	0	.200	0	0	1	0
Wayne St. (Mich.) (2003) .....	1	0	1	0	.000	0	0	0	0
Western Mich. (1986-94-96) .....	3	0	4	0	.000	0	0	0	0
Wisconsin (1970-72-73-77-78-81-82-83-88-89-90-91-93-94-95-98-2000-01-04-05-06) .....	21	33	18	2	.642	6	1	2	1
Yale (1952-98) .....	2	1	2	0	.333	0	0	1	0

Note: Denver's (1-1) participation in the 1973 championship and Wisconsin's (3-1) participation in the 1992 championship vacated. Third-place game not played in 1948 and discontinued after 1989. In those years, both semifinal losers are awarded third place.



Photo courtesy of Nebraska-Omaha Sports Information

**Nebraska-Omaha made its first NCAA tournament appearance in 2006. Scott Parse (pictured here) topped the Mavericks in points with 61 (20 goals and 41 assists).**

## Tournament Highlights

- 1948** The NCAA championship is initiated as a four-team, single-elimination bracket. Jim Malone scores the tournament's first goal to spark Dartmouth past Colorado College 8-4 in the opening NCAA postseason game, a semifinal contest played March 18 at The Broadmoor World Arena in Colorado Springs. Dartmouth falls to Michigan in the title game, however, as the Wolverines win the first of six crowns over the event's opening nine years.
- 1949** The third-place game is added.
- 1958** The championship moves out of Colorado Springs for the first time and is played in Williams Arena on the University of Minnesota, Twin Cities, campus as part of the state of Minnesota's centennial celebration. A record crowd of 7,878 sees Denver win its first title by defeating North Dakota, 6-2.
- 1960** The 50th NCAA tournament game has Boston University topping St. Lawrence, 7-6, in the third-place contest, March 19 in Boston.
- 1961** St. Lawrence forward John Mason scores the 500th goal in NCAA tournament history, a second-period marker that leads to a 6-3 semifinal triumph over Rensselaer.
- 1964** Michigan wins its seventh NCAA ice hockey championship in 17 years, defeating Denver, 6-3, on the Pioneers' home ice.
- 1969** Denver captures its second straight title and fifth over a 12-year period with a 4-3 triumph of Cornell.
- 1970** Cornell (29-0) finishes the only perfect season in NCAA Division I history with a 6-4 triumph over Clarkson in the championship game at Lake Placid. The Division I Ice Hockey Committee begins seeding the two teams from the East and West regions for the purpose of national semifinal pairings.
- 1972** A sellout crowd of 14,995, nearly double the previous NCAA tournament record, watches hometown favorite Boston University blank Cornell, 4-0, in the final at Boston Garden.
- 1973** In the 100th NCAA tournament game, Denver advances to the championship final with a 10-4 triumph over Boston College, March 15 in Boston.
- 1977** The Division I Ice Hockey Committee begins adding a third team to the championship bracket from each region, when necessary. The first opening-round game features the 1,000th goal in NCAA tournament history, a power-play score by Michigan's Kris Manery that leads to a 7-5 triumph over Bowling Green. The next week, an Olympia Stadium title-game crowd of 14,437 watches Michigan carry Wisconsin into overtime, but the Badgers need only 23 extra seconds to win, 6-5, for their second NCAA crown. The game is the shortest of 10 championship finals that have gone into overtime.
- 1979** Minnesota notches its third title in six years with a 4-3 defeat of North Dakota. Gophers coach Herb Brooks compiled an NCAA-tournament best .889 winning percentage by going 8-1 during this six-year run.
- 1981** The bracket is increased to eight teams, with four teams each from the East and West regions. First-round games are based on a two-game, total-goals series, while the semifinals and final continue as single elimination.
- 1984** Bowling Green captures the title at Lake Placid in a 5-4, four-overtime classic against Minnesota Duluth. The longest championship final in NCAA ice hockey history ends on a Gino Cavallini goal at the 97:11 mark.
- 1986** The NCAA championship passes the 200-game mark during quarterfinal action March 22 at Boston University, Michigan State, Denver and Harvard.
- 1987** North Dakota joins Michigan and Denver as a five-time champion with its 5-3 triumph over Michigan State. The last three Fighting Sioux titles occur under the guidance of head coach Gino Gasparini.
- 1988** The bracket increases to 12 teams. The first round and quarterfinals are based on a two-game, total-goals series, with the semifinals and final continuing as single elimination.
- 1989** The first round and quarterfinals become a best-of-three format.
- 1990** The third-place game is eliminated. Wisconsin becomes the fourth team to capture at least five NCAA titles when the Badgers stop Colgate, 7-3, in Detroit.
- 1991** Northern Michigan edges Boston University, 8-7, in a three-overtime championship game that takes 81 minutes, 57 seconds to complete. Not only does the Wildcats' Darryl Plandowski score the game-winner, but his hat trick also includes a second-period tally that is the 2,500th goal in NCAA tournament history. Earlier in the championship, the 300th NCAA tournament game is played during the second night of quarterfinal action, March 23, at Maine, Northern Michigan, Boston University and Lake Superior State.
- 1992** Preliminary rounds are divided into an East and West Regional, become single-elimination and are held at predetermined sites.



Photo courtesy of Winslow Townsend/NCAA Photos

**North Dakota's swarming defense, evidenced here by Aaron Schneckloth (23) and Jeff Panzer (17), was a key in its 4-2 win over Boston College in the 2000 championship game. The victory gave North Dakota its seventh Division I title.**

- 1993** Maine captures its first title when Jim Montgomery scores a third-period hat trick during a 4:35 span to rally the Black Bears past Lake Superior State, 5-4, before 17,704 in Milwaukee. Maine's 40-1-2 record is the best since Cornell's perfect season.
- 1994** A record-tying four overtime games are played in the tournament, including three by champion Lake Superior State. One Lakers overtime victory — 6-5 over Northeastern — lasts only 15 extra seconds, the shortest overtime game in NCAA tournament history.
- 1995** In the opening national semifinal, Maine outlasts Michigan, 4-3 in triple overtime, in what was then the longest NCAA tournament game ever played. Dan Shermerhorn scores at the 100:28 mark to end the contest. The second semifinal, Boston University's 7-3 triumph over Minnesota, marks the 350th NCAA tournament game.
- 1996** Michigan topples Colorado College, 3-2 in overtime, for its eighth national championship. Colorado College returns to the semifinals for the first time since 1957.
- 1997** North Dakota becomes the second team to win six NCAA hockey crowns, beating Boston University, 6-4, in the final. Dean Blais also becomes the first coach since Herb Brooks in 1974 to capture the title in his first tournament appearance. The championship's overall per-session attendance record topples as an average crowd of 12,104 sees each of the seven sessions.
- 1998** Both top-seeded teams are eliminated in the regionals and surprising Michigan takes advantage to claim a record ninth NCAA title. Boston College is the victim this time after the Eagles return to the title game for the first time in 20 years. They play in front of the hometown fans of Boston, which hosts a national final for the first time in 24 years. All three sessions at the FleetCenter draw record crowds, including 18,276 for the title game. Yale breaks a 45-year drought and returns to the NCAA tournament. Minnesota's record streak of 13 straight NCAA appearances ends. New Hampshire's Dylan Dellezay scores the 3,000th goal in tournament history to spark the Wildcats past Wisconsin, 7-4, in the East Regional's first round. All eight regional games are produced and distributed by NCAA Productions via ESPN pay-per-view.
- 1999** The NCAA Division I hockey final round officially takes the name "Men's Frozen Four." Worcester's Centrum Centre hosts a regional record single-session crowd of 12,517.
- 2000** North Dakota wins its seventh NCAA title, rallying to defeat Boston College, 4-2, in the 200th game in Frozen Four history. St. Lawrence earns its first Frozen Four ticket in 12 years with a 3-2, four-overtime triumph of Boston University at the East Regional. Robin Carruthers scores the winner at 123:53 (actual playing time was just under six hours) to conclude the tournament's longest game. In the West Regional second round, North Dakota's 4-1 victory over Niagara marks the tournament's 400th contest. Combined regional attendance at Albany, N.Y., and Minneapolis is a record 34,969.
- 2001** Boston College defeats North Dakota, 3-2 in overtime, to win the Frozen Four. The Fighting Sioux scored with less than a minute to play in regulation to force overtime in one of the most dramatic finishes in history. ESPN Classic shows the game less than a week later as an "Instant Classic." Combined regional attendance at Worcester, Mass., and Grand Rapids, Mich., is a record 37,257.
- 2002** Minnesota wins the Frozen Four in dramatic fashion with a 4-3 overtime win against Maine at the Xcel Energy Center in St. Paul, Minn. The championship game set records for attendance (19,327) and television viewership (2.3 million viewers).



**2003** Minnesota defends its crown with a 5-1 victory over New Hampshire in a sold-out HSBC Arena in Buffalo, N.Y. The Golden Gophers become the first team to defend their title since Boston University did so in 1972.

**2004** Denver wins the national title in dramatic fashion, holding off a 6-on-3 by Maine in the game's final minute and a half to post a 1-0 victory at the FleetCenter in Boston.

**2005** Denver defends its title with a 4-1 win over North Dakota.

**2006** Wisconsin claimed its sixth championship overall and first since the 1990 season, with a 2-1 win over Boston College. With the Badger women winning the Women's Frozen Four title, it marked the first time both the men's and women's ice hockey squads from the same school won Division I titles in the same year.

### NCAA 50th Anniversary Team\*

Pos.	Player	School	Tourn. Yrs.
G	Marc Behrend	Wisconsin	1981, 83
G	Ken Dryden	Cornell	1967-69
G	Chris Terreri	Providence	1983, 85
D	Chris Chelios	Wisconsin	1982-83
D	Bruce Driver	Wisconsin	1981-83
D	George Konik	Denver	1960-61
D	Dan Lodboa	Cornell	1970
D	Keith Magnuson	Denver	1968-69
D	Jack O'Callahan	Boston U.	1976-78
F	Tony Amonte	Boston U.	1990-91
F	Lou Angotti	Michigan Tech	1960, 62
F	Red Berenson	Michigan	1962
F	Bill Cleary	Harvard	1955
F	Tony Hrkac	North Dakota	1987
F	Paul Kariya	Maine	1993
F	Bill Masterton	Denver	1960-61
F	John Matcheffs	Michigan	1951, 53
F	John Mayasich	Minnesota	1953-54
F	Jim Montgomery	Maine	1990-93
F	Tom Rendall	Michigan	1955-57
F	Phil Sykes	North Dakota	1979-80, 82

\*Selected before the 1997 championship by current Division I head coaches, head coaches of teams that had participated in the tournament and all-time members of the hockey championship committee.

## Entering the NCAA Tournament, These Teams...

### ...WERE UNDEFEATED

Year	Team (Coach)	Record	Tournament Result
1970	Cornell (Ned Harkness)	27-0	2-0, CHAMPION

### ...HAD ONE LOSS

Year	Team (Coach)	Record	Tournament Result
1949	Boston College (Snooks Kelley)	19-1	2-0, CHAMPION
1949	Michigan (Vic Heyliger)	19-1-3	1-1, Third Place
1961	Denver (Murray Armstrong)	28-1-1	2-0, CHAMPION
1967	Cornell (Ned Harkness)	25-1-1	2-0, CHAMPION
1968	Cornell (Ned Harkness)	26-1	1-1, Third Place
1969	Cornell (Ned Harkness)	26-1	1-1, Second Place
1993	Maine (Shawn Walsh)	39-1-2	3-0, CHAMPION

### ...HAD THE MOST WINS

Year	Team (Coach)	Record	Tournament Result
1993	Maine (Shawn Walsh)	39-1-2	3-0, CHAMPION
1979	Bowling Green (Ron Mason)	37-5-2	0-1
1985	Michigan St. (Ron Mason)	37-5	1-1
1987	North Dakota (Gino Gasparini)	36-8	4-0, CHAMPION
1977	Wisconsin (Bob Johnson)	35-7-1	2-0, CHAMPION
1991	Lake Superior St. (Jeff Jackson)	35-3-4	1-2
1989	Michigan St. (Ron Mason)	34-7-1	3-2, Third Place
1990	Michigan St. (Ron Mason)	34-5-3	1-2

### ...HAD THE HIGHEST WINNING PERCENTAGES

Year	Team (Coach)	Rec'd.	Pct.*	Tournament Result
1970	Cornell (Ned Harkness)	27-0	1.000	2-0, CHAMPION
1968	Cornell (Ned Harkness)	26-1	.963	1-1, Third Place

Year	Team (Coach)	Rec'd.	Pct.*	Tournament Result
1969	Cornell (Ned Harkness)	26-1	.963	1-1, Second Place
1993	Maine (Shawn Walsh)	39-1-2	.952	3-0, CHAMPION
1949	Boston College (Snooks Kelley)	19-1	.950	2-0, CHAMPION
1961	Denver (Murray Armstrong)	28-1-1	.950	2-0, CHAMPION
1967	Cornell (Ned Harkness)	25-1-1	.944	2-0, CHAMPION
1985	Rensselaer (Mike Addesa)	32-2	.941	3-0-1, CHAMPION
1978	Boston U. (Jack Parker)	27-2	.931	3-0, CHAMPION
1966	Clarkson (Len Ceglarski)	23-2	.920	1-1, Second Place

\*Ties computed as half win, half loss.

### ...HAD A .500 RECORD

Year	Team (Coach)	Record	Tournament Result
1982	Harvard (Bill Cleary)	13-13-2	0-2

### ...HAD A LOSING RECORD

Year	Team (Coach)	Record	Tournament Result
1971	Minnesota (Glen Sonmor)	12-14-1	1-1, Second Place
1978	Colorado Col. (Jeff Sauer)	18-21-1	0-1

### ...HAD THE MOST LOSSES

Year	Team (Coach)	Record	Tournament Result
1978	Colorado Col. (Jeff Sauer)	18-21-1	0-1
1993	Northern Mich. (Rick Comley)	20-17-4	1-1
1971	Minnesota (Glen Sonmor)	13-16-2	1-1, Second Place
1977	Michigan (Dan Farrell)	26-16	2-1, Second Place
1988	Mass.-Lowell (Bill Riley)	20-16-1	0-1-1
1989	Bowling Green (Jerry York)	26-16-3	0-2
2003	Wayne St. (Mich.) (Bill Wilkinson)	21-16-2	0-1
2004	Michigan St. (Rick Comley)	23-16-2	0-1
1985	Lake Superior St. (Frank Anzalone)	27-15	0-1-1
1985	Providence (Steve Stirling)	21-15-5	2-2, Second Place
1989	Northern Mich. (Rick Comley)	25-15-2	1-2
1989	Providence (Mike McShane)	19-15-2	3-3
1990	Bowling Green (Jerry York)	25-15-2	0-2
1991	Alas. Anchorage (Brush Christiansen)	20-15-4	2-2
1999	Ohio St. (John Markell)	21-15-4	0-1
2003	St. Cloud St. (Craig Dahl)	17-15-5	0-1
2004	Ohio St. (John Markell)	26-15	0-1
2005	Meryhurst (Rick Gotkin)	18-15-4	0-1
2006	Colorado Col. (Scott Owens)	24-15-2	0-1
2006	North Dakota (Dave Hakstol)	27-15-5	2-1, Third Place

### ...HAD THE LOWEST WINNING PERCENTAGES

Year	Team (Coach)	Rec'd.	Pct.*	Tournament Result
1971	Minnesota (Glen Sonmor)	13-16-2	.452	1-1, Second Place
1978	Colorado Col. (Jeff Sauer)	18-21-1	.463	0-1
1982	Harvard (Bill Cleary)	13-13-2	.500	0-2
1967	Michigan St. (Amo Bessone)	15-14-1	.517	1-1, Third Place
1966	Michigan St. (Amo Bessone)	14-13	.519	2-0, CHAMPION
2003	St. Cloud St. (Craig Dahl)	17-15-5	.527	0-1
1993	Northern Mich. (Rick Comley)	20-17-4	.537	1-1
2005	Mercyhurst (Rick Gotkin)	18-15-4	.541	0-1
1978	Providence (Lou Lamoriello)	17-14-2	.545	0-1
1980	Cornell (Dick Bertrand)	16-13	.552	0-2, Fourth Place

\*Ties computed as half win, half loss.

### ...HAD THE MOST TIES

Year	Team (Coach)	Record	Tournament Result
2003	Minn. St. Mankato (Troy Jutting)	20-10-10	0-1
2001	North Dakota (Dean Blais)	27-7-9	2-1, Second Place
2003	Minnesota (Don Lucia)	24-8-9	4-0, CHAMPION
1992	Michigan St. (Ron Mason)	22-10-8	2-1, Third Place
1993	Minnesota (Doug Woog)	21-11-8	1-1
2004	Wisconsin (Mike Eaves)	21-12-8	1-1
2006	Michigan St. (Rick Comley)	24-11-8	1-1
1994	Mass.-Lowell (Bruce Crowder)	22-9-7	1-1
1994	Northeastern (Ben Smith)	19-12-7	0-1
1998	Princeton (Don Cahoon)	18-10-7	0-1
1999	Michigan St. (Ron Mason)	28-5-7	1-1, Third Place
2000	Boston U. (Jack Parker)	24-9-7	1-1
2001	Maine (Shawn Walsh)	19-11-7	1-1
2002	Maine (Tim Whitehead)	23-10-7	3-1, Second Place
2005	Boston College (Jerry York)	25-6-7	1-1
2005	Maine (Tim Whitehead)	20-12-7	0-1
2006	New Hampshire (Richard Umile)	20-12-7	0-1

# Seeding History

The Division I Men's Ice Hockey Committee began seeding the two teams from the East and West regions with the 1970 championship for the purpose of national semifinal pairings. Beginning in 1977, a third team could be added to each region if deemed necessary by the committee. There were four seeds each from the East and West during the 1981-87 tournaments, and the quarterfinal round was a two-game, total-goal series. The two-game, total-goal format continued for the 1988 championship, then a best-of-three series took place for the first round and quarterfinals from 1989-91. Regional competition and single-elimination play began in 1992. The national third-place game was eliminated after the 1989 championship.

In 2003, the championship was expanded to 16 teams and teams were seeded one through four in each of four regions. In addition, the No. 1 regional seeds were seeded one through four on an overall basis. That format remains in effect.

## Farthest Seeds Have Advanced

### (1970-2006)

Seed	Best Finish
#1	CH—Cornell 1970, Boston U. 1972, Wisconsin 1977, North Dakota 1980, Wisconsin 1983, Rensselaer 1985, North Dakota 1987, Maine 1993, Boston U. 1995, Boston College 2001, Minnesota 2003, Denver 2005, Wisconsin 2006
#2	CH—Boston U. 1971, Wisconsin 1973, Minnesota 1974, Michigan Tech 1975, Minnesota 1976, Minnesota 1979, North Dakota 1982, Michigan St. 1986, Lake Superior St. 1988, Harvard 1989, Wisconsin 1990, Northern Mich. 1991, Michigan 1996, North Dakota 1997, North Dakota 2000, Minnesota 2002, Denver 2004
#3	CH—Boston U. 1978, Bowling Green 1984, Lake Superior St. 1992, Michigan 1998, Maine 1999
#4	CH—Wisconsin 1981, Lake Superior St. 1994
#5	3d—Michigan St. 1992, Colorado Col. 1997, New Hampshire 1998
#6	2d—Wisconsin 1992 (later vacated; no other sixth seed has advanced past the quarterfinals or second round)

## How the Seeds Have Fared...

### ROUND-BY-ROUND — 1970-2006

Seed	FR*	QF/SR*	NSF	N3d	CH	Total
#1	15-1	52-28-4	28-31	7-12	13-15	115-87-4
#2	15-6	54-22	32-26	9-8	16-16	126-78
#3	28-29-1	15-39	7-5	1-0	5-2	56-75-1
#4	25-30	18-34-4	4-7	3-0	2-2	52-73-4
#5	15-24	4-10	0-3			19-37
#6	14-22-1	2-12	1-0		0-1	17-35-1

\*First-round results from 1977-80 and since 1988; quarterfinal (now second-round) results since 1981.

## ...Since the Regional, Single-Elimination Format Began

### ROUND-BY-ROUND — 1992-2002

Seed	FR	SR	NSF	CH	Total
#1		13-7	7-6	3-4	23-17
#2		14-6	7-7	3-4	24-16
#3	12-8	5-7	3-2	3-0	23-17
#4	11-9	4-7	2-2	1-1	18-19
#5	9-11	3-6	0-3		12-20
#6	8-12	1-7	1-0	0-1	10-20

### ROUND-BY-ROUND — 2003-06

Seed	FR	SR	NSF	CH	Total
#1	15-1	9-6	5-4	3-2	32-13
#2	12-4	4-8	2-2	1-1	19-15
#3	4-12	3-1	1-2	0-1	8-16
#4	1-15	0-1			1-16

## Won-Lost-Tied Records of Seeds

Year	# 1	# 2	# 3	# 4	# 5	# 6	Frozen Four Seeds
1970	2-2	2-2					Four-team event
1971	1-3	3-1					Four-team event
1972	2-2	2-2					Four-team event
1973	1-3	3-1					Four-team event
1974	2-2	2-2					Four-team event
1975	2-2	2-2					Four-team event
1976	1-3	3-1					Four-team event
1977	3-1	2-3	0-1				1, 1, 2, 2 (6)

Year	# 1	# 2	# 3	# 4	# 5	# 6	Frozen Four Seeds
1978	1-3	2-2	3-1				1, 1, 2, 3 (7)
1979	1-3	4-1	0-1				1, 1, 2, 2 (6)
1980	2-2	1-2	2-1				1, 1, 2, 3 (7)
1981	3-2-1	1-5	4-2	3-2-1			1, 1, 2, 3 (7)
1982	5-2-1	6-2	0-4	0-3-1			1, 1, 2, 2 (6)
1983	6-1-1	5-3	0-4	0-3-1			1, 1, 2, 2 (6)
1984	2-4	3-3	4-2	3-3			1, 2, 3, 4 (10)
1985	4-1-1	4-4	1-3	2-3-1			1, 2, 2, 4 (9)
1986	1-5	7-1	0-4	4-2			1, 2, 2, 4 (9)
1987	5-1	5-3	0-4	2-4			1, 2, 2, 4 (9)
1988	5-3	5-3	3-2-1	2-4	2-4	2-3-1	1, 1, 2, 2 (6)
1989	5-5	7-1	2-4	4-4	3-5	2-4	1, 1, 2, 2 (6)
1990	3-4	7-1	4-4	7-5	1-4	0-4	1, 2, 2, 4 (9)
1991	3-3	7-1	2-5	6-5	1-4	3-4	1, 2, 2, 4 (9)
1992	1-2	0-2	4-1	1-2	2-2	3-2	1, 3, 5, 6 (15)
1993	5-1	2-2	0-2	1-2	1-2	2-2	1, 1, 2, 2 (6)
1994	2-2	2-2	2-2	5-1	0-2	0-2	1, 2, 2, 4 (9)
1995	4-1	2-2	2-2	1-2	1-2	1-2	1, 1, 2, 3 (7)
1996	3-2	4-1	2-2	1-2	1-2	0-2	1, 1, 2, 2 (6)
1997	1-2	5-1	0-2	1-2	2-2	2-2	1, 2, 2, 5 (10)
1998	0-2	2-2	4-1	2-2	2-2	1-2	2, 3, 4, 5 (14)
1999	2-2	1-2	5-1	2-2	1-2	0-2	1, 2, 3, 4 (10)
2000	1-2	4-1	1-2	3-2	1-2	1-2	1, 2, 2, 4 (9)
2001	4-1	2-2	3-2	1-2	1-2	0-2	1, 1, 2, 3 (7)
2002	1-2	3-1	3-2	3-2	0-2	1-2	1, 2, 3, 4 (10)
2003	10-3	3-4	2-4	0-4			1, 1, 1, 3 (6)
2004	7-4	7-3	1-4	0-4			1, 1, 2, 2 (6)
2005	9-3	6-4	0-4	0-4			1, 1, 1, 2 (5)
2006	6-3	3-4	5-4	1-4			1, 2, 3, 3 (9)

Total 115-87-4 126-78 56-75-1 52-73-4 19-37 17-35-1

## Annual Scoring Leaders

Year	Player, School	Goals	Assists	Points
1948	Wally Gacek, Michigan	5	3	8
1949	Gil Burford, Michigan	3	4	7
1950	Chris Ray, Colorado Col.	5	4	9
	Tony Frasca, Colorado Col.	3	6	9
1951	Omer Brandt, Colorado Col.	3	3	6
1952	George Chin, Michigan	2	2	4
	Doug Philpott, Michigan	1	3	4
1953	Doug Philpott, Michigan	3	3	6
	George Chin, Michigan	2	4	6
1954	Dick Dougherty, Minnesota	6	3	9
	John Mayasich, Minnesota	4	5	9
	Bill MacFarland, Michigan	4	5	9
1955	Bill Cleary, Harvard	5	0	5
	Bill MacFarland, Michigan	4	1	5
1956	Neil McDonald, Michigan	0	5	5
1957	Bob McCusker, Colorado Col.	7	2	9
1958	Bob Van Lammers, Clarkson	5	0	5
	Grant Childerhose, Clarkson	0	5	5
1959	Bill Daley, Boston College	2	3	5
1960	Paul Coppo, Michigan Tech	2	5	7
1961	Bill Masterton, Denver	5	3	8
1962	John Ivanitz, Michigan Tech	4	2	7
1963	Bob Hamill, Denver	3	2	5
	Al McLean, North Dakota	3	2	5
1964	Tom Polonic, Michigan	1	4	5
	Gordon Wilkie, Michigan	0	5	5
1965	Gary Milroy, Michigan Tech	3	3	6
1966	John McLennan, Clarkson	1	4	5
1967	Brian McAndrew, Michigan St.	2	2	4
	Tom Mikkola, Michigan St.	2	2	4
	Walt Stanowski, Cornell	2	2	4
1968	Brian Cornell, Cornell	4	0	4
	John Hughes, Cornell	0	4	4
1969	Keith Magnuson, Denver	1	5	6
1970	Bob Poffenroth, Wisconsin	2	5	7
1971	Dean Blais, Minnesota	4	1	5
1972	Dave Westner, Cornell	4	0	4
	Gary Winchester, Wisconsin	3	1	4
	Ron Anderson, Boston U.	2	2	4
	Ric Jordan, Boston U.	2	2	4
1973	#Peter McNab, Denver	3	5	8
	(Bob Reardon, Boston College)	4	1	5
1974	Jim McMahan, Harvard	3	3	6
1975	Terry Meagher, Boston U.	5	1	6
	Bob D'Alvise, Michigan Tech	3	3	6

Year	Player, School	Goals	Assists	Points	Year	Player, School	Goals	Assists	Points
1976	Bill Robbins, Boston U.	0	6	6	1995	Nick Checco, Minnesota	3	2	5
1977	Tom Vannelli, Minnesota	2	5	7		Kaj Linna, Boston U.	3	2	5
	Dave Silk, Boston U.	5	2	7		Steve Thornton, Boston U.	1	4	5
	Rick Meagher, Boston U.	4	3	7	1996	Bill Muckalt, Michigan	4	2	6
1978	Dave Silk, Boston U.	3	3	6		Brendan Concannon, Mass.-Lowell	2	4	6
	Jack O'Callahan, Boston U.	0	6	6		Brendan Morrison, Michigan	2	4	6
1979	Mark Taylor, North Dakota	1	5	6	1997	Matt Henderson, North Dakota	4	2	6
1980	Phil Sykes, North Dakota	3	4	7		Casey Hankinson, Minnesota	3	3	6
1981	Aaron Broten, Minnesota	6	7	13	1998	Mark Kosick, Michigan	3	3	6
1982	Phil Sykes, North Dakota	6	2	8		Matt Herr, Michigan	2	4	6
1983	Pat Flatley, Wisconsin	3	6	9	1999	Steve Kariya, Maine	4	4	8
1984	Lyle Phair, Michigan St.	3	5	8	2000	Brian Gionta, Boston College	4	3	7
1985	Bill Watson, Minn. Duluth	3	6	9	2001	Bryan Lundbohm, North Dakota	2	5	7
1986	Mitch Messier, Michigan St.	5	6	11	2002	Robert Liscak, Maine	4	3	7
	Lane MacDonald, Harvard	4	7	11	2003	Thomas Vanek, Minnesota	5	3	8
1987	Tony Hrkac, North Dakota	3	9	12	2004	Patrick Eaves, Boston College	3	2	5
1988	Pete Lappin, St. Lawrence	5	3	8		Lukas Dora, Denver	1	4	5
1989	Rob Gaudreau, Providence	6	4	10	2005	Gabe Gauthier, Denver	6	5	11
1990	Tony Amonte, Boston U.	7	6	13	2006	Chris Collins, Boston College	4	2	6
1991	Dave Trombley, Clarkson	3	8	11		Joe Pavelski, Wisconsin	3	3	6
1992	Brian Rolston, Lake Superior St.	4	4	8		Jonathan Toews, North Dakota	3	3	6
1993	Jim Montgomery, Maine	5	4	9		Travis Zajac, North Dakota	3	3	6
1994	Gerald Tallaire, Lake Superior St.	3	7	10					

# Participation in tournament vacated.

## Overtime Games (66)

<b>1948 (1)</b> #Michigan 6, Boston College 4	<b>1974 (1)</b> Michigan Tech 6, Harvard 5	<b>1989 (3)</b> Maine 4, Providence 3 (2 ot) Michigan St. 5, Boston College 4 *Harvard 4, Minnesota 3	<b>1996 (2)</b> Colorado Col. 4, Vermont 3 (2 ot) *Michigan 3, Colorado Col. 2	<b>2002 (2)</b> Maine 4, Harvard 3 *Minnesota 4, Maine 3
<b>1954 (1)</b> *Rensselaer 5, Minnesota 4	<b>1976 (1)</b> Michigan Tech 7, Brown 6 (2 ot)	<b>1990 (1)</b> Wisconsin 4, Maine 3	<b>1997 (1)</b> Boston U. 4, Denver 3	<b>2003 (2)</b> Cornell 2, Boston College 1 Minnesota 3, Michigan 2
<b>1956 (1)</b> Michigan 2, St. Lawrence 1	<b>1977 (2)</b> Wisconsin 4, New Hampshire 3 *Wisconsin 6, Michigan 5	<b>1991 (2)</b> Cornell 5, Michigan 4 *Northern Mich. 8, Boston U. 7 (3 ot)	<b>1998 (3)</b> Ohio St. 4, Michigan St. 3 New Hampshire 4, Boston U. 3 *Michigan 3, Boston College 2	<b>2004 (3)</b> Wisconsin 1, Ohio St. 0 Maine 2, Wisconsin 1 Boston College 3, Michigan 2
<b>1957 (1)</b> Clarkson 2, Harvard 1 (2 ot)	<b>1982 (1)</b> #Northeastern 3, Bowling Green 2	<b>1993 (3)</b> Northern Mich. 3, Harvard 2 (2 ot) Michigan 4, Wisconsin 3 Maine 4, Michigan 3	<b>1999 (3)</b> New Hampshire 2, Michigan 1 Maine 2, Boston College 1 *Maine 3, New Hampshire 2	<b>2005 (4)</b> Minnesota 1, Maine 0 New Hampshire 3, Harvard 2 Denver 4, Bemidji St. 3 Minnesota 2, Cornell 1
<b>1959 (3)</b> North Dakota 4, St. Lawrence 3 Boston College 7, St. Lawrence 6 (2 ot) *North Dakota 4, Michigan St. 3	<b>1984 (4)</b> #Bowling Green 5, Boston U. 1 Minn. Duluth 2, North Dakota 1 North Dakota 6, Michigan St. 5 *Bowling Green 5, Minn. Duluth 4 (4 ot)	<b>1994 (4)</b> Lake Superior St. 6, Northeastern 5 Lake Superior St. 5, Michigan 4 Minnesota 2, Mass.-Lowell 1 (2 ot) Lake Superior St. 3, Harvard 2	<b>2000 (3)</b> Boston College 6, Michigan St. 5 Michigan 4, Colgate 3 St. Lawrence 3, Boston U. 2 (4 ot)	<b>2006 (2)</b> Wisconsin 1, Cornell 0 (3 ot) Holy Cross 4, Minnesota 3 *Championship games. #Overtime was a full, 10-minute period and not sudden death. #Second game of two-game, total-goal series.
<b>1969 (2)</b> Cornell 4, Michigan Tech 3 Harvard 6, Michigan Tech 5 (2 ot)	<b>1985 (3)</b> Providence 4, Boston College 3 (3 ot) Rensselaer 6, Minn. Duluth 5 (3 ot) Minn. Duluth 7, Boston College 6	<b>1995 (1)</b> Maine 4, Michigan 3 (3 ot)	<b>2001 (3)</b> Maine 5, Minnesota 4 Colorado Col. 3, St. Lawrence 2 (2 ot) *Boston College 3, North Dakota 2	
<b>1971 (1)</b> Minnesota 6, Harvard 5	<b>1988 (1)</b> *Lake Superior St. 4, St. Lawrence 3			
<b>1973 (1)</b> Wisconsin 6, Cornell 5				

## Overtime Records by School

	W-L		W-L		W-L		W-L
Bemidji St.	0-1	Cornell	3-3	Michigan	6-8	Northern Mich.	2-0
Boston College	4-7	Denver	1-1	Michigan St.	1-4	Ohio St.	1-1
Boston U.	1-4	Harvard	2-7	Michigan Tech	2-2	Providence	1-1
Bowling Green	2-1	Holy Cross	1-0	Minnesota	6-4	Rensselaer	2-0
Brown	0-1	Lake Superior St.	4-0	Minn. Duluth	2-2	St. Lawrence	1-5
Clarkson	1-0	Maine	8-3	New Hampshire	3-2	Vermont	0-1
Colgate	0-1	Mass.-Lowell	0-1	North Dakota	3-2	Wisconsin	6-2
Colorado Col.	2-1			Northeastern	1-1		

## Shutout Games (35)

### 1965 (1)

Michigan Tech 4, Brown 0

### 1967 (1)

Cornell 1, North Dakota 0

### 1968 (1)

\*Denver 4, North Dakota 0

### 1971 (1)

Denver 1, Harvard 0

### 1972 (1)

\*Boston U. 4, Cornell 0

### 1982 (1)

Wisconsin 5, New Hampshire 0

### 1983 (1)

Wisconsin 2, Providence 0

### 1987 (1)

Harvard 3, Bowling Green 0

### 1988 (2)

Lake Superior St. 5, Merrimack 0

St. Lawrence 7, Wisconsin 0

### 1989 (1)

Providence 2, Northern Mich. 0

### 1990 (1)

Boston U. 5, North Dakota 0

### 1991 (1)

Maine 4, Minnesota 0

### 1994 (1)

New Hampshire 2, Rensselaer 0

### 1995 (1)

Minnesota 3, Rensselaer 0

### 1996 (1)

Michigan 4, Boston U. 0

### 1998 (2)

Ohio St. 4, Yale 0

Michigan 4, New Hampshire 0

### 2000 (1)

North Dakota 2, Maine 0

### 2001 (1)

North Dakota 2, Michigan St. 0

### 2002 (1)

Colorado Col. 2, Michigan St. 0

### 2003 (2)

Boston College 1, Ohio St. 0

New Hampshire 3, Boston U. 0

### 2004 (5)

North Dakota 3, Holy Cross 0

Denver 1, North Dakota 0

Wisconsin 1, Ohio St. 0

Minn. Duluth 5, Michigan St. 0

\*Denver 1, Maine 0

### 2005 (2)

North Dakota 4, Boston U. 0

Minnesota 1, Maine 0

### 2006 (5)

Wisconsin 4, Bemidji St. 0

Michigan St. 1, New Hampshire 0

Boston College 5, Miami (Ohio) 0

Wisconsin 1, Cornell 0 (3 ot)

Boston College 5, Boston U. 0

\*Championship games.

## Longest Games (Top 20)

A championship game is denoted by (CH), a national semifinal game by (NSF), a national third-place game by (N3d), an East Regional game by (ER), a Northeast Regional game by (NE) and a West Regional game by (WR).

Date	Score	Site/Event	OTs	Time	Game-Winner
March 26, 2000	St. Lawrence 3, Boston U. 2	Albany, N.Y./ER	4	123:53	Robin Carruthers
March 26, 2006	Wisconsin 1, Cornell 0	Green Bay, Wis./WR	3	111:13	Jack Skille
March 30, 1995	Maine 4, Michigan 3	Providence, R.I./NSF	3	100:28	Dan Shermerhorn
March 24, 1984	Bowling Green 5, Minn. Duluth 4	Lake Placid, N.Y./CH	4	97:11	Gino Cavallini
March 28, 1996	Colorado Col. 4, Vermont 3	Cincinnati/NSF	2	89:31	Chad Remackel
March 27, 1994	Minnesota 2, Mass.-Lowell 1	East Lansing, Mich./WR	2	89:29	Jeff Nielsen
March 29, 1985	Rensselaer 6, Minn. Duluth 5	Detroit/NSF	3	85:45	John Carter
March 23, 2001	Colorado Col. 3, St. Lawrence 2	Worcester, Mass./ER	2	83:30	Paul Manning
March 26, 1993	Northern Mich. 3, Harvard 2	Worcester, Mass./ER	2	82:43	Mike Harding
March 30, 1991	Northern Mich. 8, Boston U. 7	St. Paul, Minn./CH	3	81:57	Darryl Plandowski
March 30, 2003	Cornell 2, Boston College 1	Providence, R.I./ER	2	81:09	Matt McRae
March 28, 1985	Providence 4, Boston College 3	Detroit/NSF	3	80:33	Artie Yeomelakis
March 15, 1969	Harvard 6, Michigan Tech 5	Colorado Spgs./N3d	2	78:53	Chris Gurry
April 6, 2002	Minnesota 4, Maine 3	St. Paul, Minn./CH	1	76:58	Grant Patulny
April 4, 1998	Michigan 3, Boston College 2	Boston/CH	1	77:51	Josh Langfeld
March 16, 1957	Clarkson 2, Harvard 1	Colorado Spgs./N3d	2	76:51	Eddie Rowe
March 14, 1959	Boston College 7, St. Lawrence 6	Troy, N.Y./N3d	2	76:51	John Cusack
March 26, 1989	Maine 4, Providence 3	Orono, Maine/QF	2	75:28	Martin Robitaille
March 26, 2005	New Hampshire 3, Harvard 2	Amherst, Mass./NE	1	75:06	Daniel Winnik
March 23, 2001	Maine 5, Minnesota 4	Worcester, Mass./ER	1	73:04	Robert Liscak

Note: The St. Lawrence-Boston U. game listed above was the second-longest in Division I men's history (regular or postseason), surpassed only by Colorado College's 1-0 victory over Wisconsin, March 8, 1997, that lasted 129:30.

### SHORTEST OVERTIME GAME

March 26, 1994 Lake Superior St. 6, Northeastern 5 East Lansing, Mich./WR 1 0:15 Mike Morin

### SHORTEST OVERTIME CHAMPIONSHIP GAME

March 26, 1977 Wisconsin 6, Michigan 5 Detroit 1 0:23 Steve Alley



## Financial History (1966-2006)

Year	Teams	Sessions	Total Paid Attend.	Average Attend.	Gross Receipts	Game Expense	Gross Net Receipts	Team Expense	Distribution to Teams	Retained (or Absorbed) by NCAA
1966	4				\$17,233	\$11,282	\$5,951	\$14,118	\$5,356	\$(8,763)
1967	4				56,958	16,124	40,834	10,205	15,314	15,314
1968	4				31,146	16,810	14,335	13,817	259	259
1969	4				33,390	17,284	16,105	18,685	0	(2,580)
1970	4				35,219	13,520	21,698	14,295	3,702	3,702
1971	4				61,683	23,876	37,807	15,516	11,146	11,146
1972	4				118,384	33,520	84,864	16,390	20,672	20,672
1973	4				92,518	32,706	59,812	18,018	12,678	12,678
1974	4				74,124	31,980	42,144	17,754	7,317	7,317
1975	4				53,850	7,516	46,334	27,401	9,467	9,467
1976	4	4	16,498	4,125	72,219	28,187	44,031	34,642	4,695	4,695
1977	5	4	26,042	6,510	160,208	92,016	71,340	23,172	24,084	24,084
1978	6	6	38,277	6,380	222,321	61,902	179,482	30,021	74,731	74,731
1979	5	4	16,635	4,159	121,373	49,783	108,913	34,621	37,146	37,146
1980	5	5	27,068	5,414	196,796	88,327	108,468	42,919	58,640	58,640
1981	8	12	49,466	4,122	358,277	134,016	224,261	85,156	117,956	117,956
1982	8	12	53,993	4,499	506,747	161,593	345,154	90,869	127,142	127,142
1983	8	12	61,180	5,098	603,743	186,855	416,888	101,331	157,776	157,781
1984	8	12	68,533	5,711	607,291	188,208	419,083	115,880	151,600	151,602
1985	8	11	80,069	7,279	816,838	251,372	565,466	116,348	224,560	224,558
1986	8	12	57,826	4,819	677,355	165,923	511,432	148,963	181,236	181,233
1987	8	11	72,717	6,611	957,115	273,243	683,872	143,005	324,520	216,347
1988	12	20	90,682	4,534	938,973	290,568	648,404	211,220	389,040	48,144
1989	12	23	139,170	6,051	1,537,004	488,912	1,048,092	244,629	628,856	174,607
1990	12	21	116,848	5,564	1,441,729	547,961	893,768	285,803	536,260	71,705
1991	12	22	106,870	4,858	1,353,087	621,977	731,110	648,922	0	82,188
1992	12	7	67,363	9,623	943,200	397,970	545,230	481,085	0	64,144
1993	12	7	80,433	11,490	1,486,698	740,052	746,646	533,632	0	213,014
1994	12	7	76,016	10,859	1,415,284	691,732	723,552	262,955	0	460,596
1995	12	7	65,624	9,375	1,514,490	708,367	806,123	285,379	0	520,745
1996	12	7	65,778	9,397	1,338,741	608,039	730,702	265,295	0	465,407
1997	12	7	84,728	12,104	1,951,345	856,306	1,095,039	345,522	0	749,517
1998	12	7	79,362	11,337	2,067,045	934,142	1,132,903	308,127	0	824,776
1999	12	7	69,429	9,918	1,506,038	927,613	578,425	456,565	0	121,860
2000	12	7	69,421	9,917	2,018,633	975,483	1,043,150	312,776	0	730,374
2001	12	7	77,122	11,017	1,869,414	795,520	761,836	447,623	0	314,213
2002	12	7	91,931	13,133	3,308,754	1,119,782	1,761,089	365,022	0	1,396,203
2003	16	10	111,224	10,111	4,086,655	1,619,414	1,985,342	516,475	0	1,564,927
2004	16	10	96,327	9,633	4,059,129	940,016	2,035,988	556,159	0	1,479,829
2005	16	10	101,082	10,108	4,203,556	1,232,576	2,281,598	809,664	0	1,589,615
2006	16	10	117,164	11,716	6,089,675	2,472,244	2,274,579	846,694	0	1,427,885

Note: Beginning in 1991, in accordance with the revenue-distribution plan adopted by the NCAA Executive Committee for all championship sports, television rights fees and other revenue were no longer distributed to the participating teams.

## Television Ratings (since 1995)

Date	Teams	Network	Rating	Cable Rating	Share	Households	Est. Viewers
March 30, 1995	Maine vs. Michigan	ESPN2	0.1	0.3	1	57,000	147,060
March 30, 1995	Boston U. vs. Minnesota	ESPN2	0.1	0.3	1	63,000	162,540
April 1, 1995	Boston U. vs. Maine	ESPN	0.6	0.8	2	526,000	1,357,080
March 28, 1996	Colorado Col. vs. Vermont	ESPN2	0.3	0.3	1	94,000	244,400
March 28, 1996	Boston U. vs. Michigan	ESPN2	0.5	0.5	1	169,000	439,400
March 30, 1996	Colorado Col. vs. Michigan	ESPN	0.9	0.9	3	605,000	1,573,000
March 27, 1997	Colorado Col. vs. North Dakota	ESPN2	0.1	0.1	0	55,000	142,450
March 27, 1997	Boston U. vs. Michigan	ESPN2	0.5	0.5	1	232,000	600,880
March 29, 1997	Boston U. vs. North Dakota	ESPN	0.7	0.7	2	494,000	1,279,460
April 2, 1998	Michigan vs. New Hampshire	ESPN2	0.1	0.2	1	103,000	266,770
April 2, 1998	Boston College vs. Ohio St.	ESPN2	0.3	0.6	1	314,000	813,260
April 4, 1998	Boston College vs. Michigan	ESPN	0.7	1.0	2	731,000	1,893,290
April 1, 1999	Boston College vs. Maine	ESPN2	0.1	0.2	0	126,000	325,080
April 1, 1999	Michigan St. vs. New Hampshire	ESPN2	0.2	0.4	1	236,000	608,880
April 3, 1999	Maine vs. New Hampshire	ESPN	0.5	0.7	1	530,000	1,367,400
April 6, 2000	Maine vs. North Dakota	ESPN2	0.1	0.2	1	125,000	322,500
April 6, 2000	Boston College vs. St. Lawrence	ESPN2	0.2	0.3	0	186,000	479,880
April 8, 2000	Boston College vs. North Dakota	ESPN	0.5	0.7	1	551,000	1,421,580
April 5, 2001	Michigan St. vs. North Dakota	ESPN2	0.2	0.2	1	176,000	450,560
April 5, 2001	Boston College vs. Michigan	ESPN2	0.2	0.3	0	211,000	540,160
April 7, 2001	Boston College vs. North Dakota	ESPN	0.5	0.7	1	542,000	1,387,520
April 4, 2002	New Hampshire vs. Maine	ESPN2	0.1	0.2	1	129,000	330,240
April 4, 2002	Minnesota vs. Michigan	ESPN2	0.2	0.3	0	241,000	616,960
April 6, 2002	Maine vs. Minnesota	ESPN	0.9	1.04	2	899,000	2,301,440
April 10, 2003	Cornell vs. New Hampshire	ESPN2	0.1	0.1	0	109,000	277,950
April 10, 2003	Minnesota vs. Michigan	ESPN2	0.2	0.2	0	186,000	474,300
April 12, 2003	Minnesota vs. New Hampshire	ESPN	0.3	0.40	1	348,000	887,400

Date	Teams	Network	Rating	Cable Rating	Share	Households	Est. Viewers
April 8, 2004	Denver vs. Minn. Duluth	ESPN2	0.1	0.1	0	98,000	248,920
April 8, 2004	Boston College vs. Maine	ESPN2	0.2	0.2	0	175,000	444,500
April 10, 2004	Denver vs. Maine	ESPN	0.4	0.47	1	417,000	1,059,180
April 7, 2005	Colorado Col. vs. Denver	ESPN2	0.1	0.15	0	130,000	330,200
April 7, 2005	North Dakota vs. Minnesota	ESPN2	0.3	0.37	1	327,000	830,580
April 9, 2005	Denver vs. North Dakota	ESPN	0.4	0.46	1	413,000	1,049,020
April 6, 2006	Boston College vs. North Dakota	ESPN2	0.1	0.16	0	145,000	368,300
April 6, 2006	Maine vs. Wisconsin	ESPN2	0.3	0.41	1	365,000	927,100
April 8, 2006	Boston College vs. Wisconsin	ESPN	0.4	0.55	1	483,000	1,226,820

### Tournament Scoring Trends (1948-2006)

(Average goals per game, per team)

Year	Games	Goals	Avg.	Year	Games	Goals	Avg.
1948	3	34	5.7	1980	5	40	4.0
1949	4	37	4.6	1981	12	108	4.5
1950	4	53	*6.6	1982	12	79	3.3
1951	4	41	5.1	1983	12	97	4.0
1952	4	29	3.6	1984	12	94	3.9
1953	4	40	5.0	1985	12	90	3.8
1954	4	43	5.4	1986	12	100	4.2
1955	4	30	3.8	1987	12	82	3.4
1956	4	37	4.6	1988	20	145	3.6
1957	4	37	4.6	1989	23	182	4.0
1958	4	32	4.0	1990	22	163	3.7
1959	4	34	4.3	1991	22	195	4.4
1960	4	47	5.9	1992	11	90	4.1
1961	4	37	4.6	1993	11	72	3.3
1962	4	30	3.8	1994	11	74	3.4
1963	4	37	4.6	1995	11	84	3.8
1964	4	22	2.8	1996	11	69	3.1
1965	4	35	4.4	1997	11	87	4.0
1966	4	24	3.0	1998	11	66	3.0
1967	4	19	2.4	1999	11	63	2.9
1968	4	20	2.5	2000	11	67	3.0
1969	4	36	4.5	2001	11	61	2.8
1970	4	31	3.9	2002	11	73	3.3
1971	4	24	3.0	2003	15	93	3.1
1972	4	25	3.1	2004	15	67	#2.2
1973	4	35	4.4	2005	15	91	3.0
1974	4	38	4.8	2006	15	89	3.0
1975	4	46	5.8	Total	488	3,654	3.7
1976	4	44	5.5				
1977	5	51	5.1				
1978	6	46	3.8				
1979	5	39	3.9				

\*Record High; #Record Low



Photo courtesy of Tom Dahlin, Rich Gabrielson/NCAA Photos

The 2006 Division I championship game had an estimated audience of more than 1.2 million viewers on ESPN. It marked the 11th time in the past 12 years that a Men's Frozen Four game audience reached seven figures.

## NCAA Division I Men's Ice Hockey Championship Committee Chairs

(CHRONOLOGICAL)

Name	Affiliation	Years
Herb Gallagher	Northeastern	1961, 68-70
Murray Murdoch	Yale	1962-64
Victor Stout	Boston University	1965-67
John McComb	Ohio	1971-75
Burt Smith	Michigan State	1976-80
Charlie Holt	New Hampshire	1981-82
Ralph Romano	Minnesota Duluth	1983
John Simpson	Boston University	1984-88
Bruce McLeod	Minnesota Duluth	1989-90
Laing Kennedy	Cornell	1991-93
Rick Comley	Northern Michigan	1994-96
Joe Marsh	St. Lawrence	1997-99
Bill Wilkinson	Wayne State (Michigan)	2000-01
Jack McDonald	Quinnipiac	2001-02
Ian McCaw	Massachusetts	2002-03
Ron Grahame	Denver	2003-04
Wayne Dean	Yale	2004-05
Marty Scarano	New Hampshire	2005-07

## NCAA Division I Men's Ice Hockey Championship Committee Roster

(ALPHABETICAL)

Name	Affiliation	Years
Murray Armstrong	Denver	1967-72
Charlie Basch	St. Cloud State	1988-89
*Bill Bellerose	Holy Cross	2005-07
Arno Bessone	Michigan State	1961-63, 68-73
Rube Bjorkman	North Dakota	1973-75
*Dave Burkholder	Niagara	2007
*Steve Cady	Miami (Ohio)	2006-07
Len Ceglarski	Boston College	1989
Bill Cleary	Harvard	1976-89
Rick Comley	Northern Michigan	1991-96
Bob DeGregorio	Merrimack	1995-98
Wayne Dean	Yale	2002-05
Tim Dillon	Canisius	2003-05
Tony Frasca	Colorado College	1961-66
Herb Gallagher	Northeastern	1961, 65-70
Ron Grahame	Denver	2001-04
Jack Gregory	Bowling Green	1991-94
Herb Hammond	Brown	1985-88

<b>Name</b>	<b>Affiliation</b>	<b>Years</b>	<b>Name</b>	<b>Affiliation</b>	<b>Years</b>
Charlie Holt	New Hampshire	1977-82	Jack Parker	Boston University	1989-94
Jeff Jackson	Lake Superior State	1995	Buddy Powers	Bowling Green	2002
Bob Johnson	Wisconsin	1982	Al Renfrew	Michigan	1968-69
Michael Kasavana	Michigan State	1996	Pat Richter	Wisconsin	1997-00
Jack Kelley	Boston College	1971-76	Bill Riley	Massachusetts-Lowell	1981-83
Laing Kennedy	Cornell	1990-93	Ralph Romano	Minnesota Duluth	1983
James Lessig	Bowling Green	1981-82	Jeff Sauer	Colorado College/Wisconsin	1974-76, 77-78
John Mariucci	Minnesota	1964-67	*Marty Scarano	New Hampshire	2004-07
Joe Marsh	St. Lawrence	1994-99	Frank Serratore	Air Force	2002-06
Ron Mason	Michigan State	1984-89, 2003-05	John Simpson	Boston University	1983-88
John Matchefts	Air Force	1976-81	Burt Smith	Michigan State/WCHA	1975-77, 78-80
*Joel Maturi	Minnesota	2005-07	Victor Stout	Boston University	1962-67
Ian McCaw	Northeastern, Massachusetts	2000-03	*Don Vaughan	Colgate	2006-07
John McComb	Ohio	1970-75	Doug Weaver	Michigan State	1989
Jack McDonald	Quinnipiac	1999-02	Bill Wilkinson	Western Michigan/Wayne State (Mich.)	1997-01
Bruce McLeod	Minnesota Duluth	1985-88			
Murray Murdoch	Yale	1961-64			

\*Current member of committee.

# Coaching Records

---

Coaching Facts .....	46
Team-By-Team Won-Lost-Tied Records, By Coach.....	46
All-Time Coaches .....	48





# Coaching Facts

\*Does not include vacated years.

## TOURNAMENT APPEARANCES

- 22—Ron Mason, Bowling Green and Michigan St., 1977-2002
- 21—Jack Parker, Boston U., 1974-2006
- 14—Red Berenson, Michigan, 1991-2006
- 14—Jerry York, Bowling Green and Boston College, 1982-2006
- 13—Len Ceglarski, Clarkson and Boston College, 1962-91
- 12—Doug Woog, Minnesota, 1986-97
- 12—\*Jeff Sauer, Colorado Col. and Wisconsin, 1978-2001
- 12—Richard Umile, New Hampshire, 1992-2006
- 11—Shawn Walsh, Maine, 1987-2001
- 10—Vic Heyliger, Michigan, 1948-57
- 10—\*Murray Armstrong, Denver, 1958-72

## CONSECUTIVE TOURNAMENT APPEARANCES

- 16—Red Berenson, Michigan, 1991-2006
- 12—Doug Woog, Minnesota, 1986-97
- 10—Vic Heyliger, Michigan, 1948-57
- 9—Ron Mason, Michigan St., 1982-90
- 9—Jack Parker, Boston U., 1990-98
- 9—Ron Mason, Michigan St., 1994-2002
- 7—Shawn Walsh, Maine, 1987-93
- 6—Jeff Jackson, Lake Superior St., 1991-96
- 6—Don Lucia, Minnesota, 2001-06
- 5—Cheddy Thompson, Colorado Col., 1948-52
- 5—Jack Parker, Boston U., 1974-78
- 5—Bill Cleary, Harvard, 1985-89
- 5—Don Lucia, Colorado Col., 1995-99
- 5—Mark Morris, Clarkson, 1995-99
- 5—Dean Blais, North Dakota, 1997-2001

## TOURNAMENT WINS

- 26—Jack Parker, Boston U., 1974-2006 (.530)
- 23—Red Berenson, Michigan, 1991-2006 (.590)
- 22—Ron Mason, Bowling Green and Michigan St., 1977-2002 (.459)
- 22—Jerry York, Bowling Green and Boston College, 1982-2006 (.564)
- 21—Doug Woog, Minnesota, 1986-97 (.553)
- 20—Shawn Walsh, Maine, 1987-2001 (.606)
- 16—Vic Heyliger, Michigan, 1948-57 (.800)
- 16—\*Jeff Sauer, Colorado Col. and Wisconsin, 1978-2001 (.569)
- 16—Don Lucia, Colorado Col. and Minnesota, 1995-2006 (.640)
- 15—Gino Gasparini, North Dakota, 1979-90 (.789)

## TOURNAMENT WINNING PERCENTAGE (Min. eight games)

- .889—Herb Brooks, Minnesota, 1974-79 (8-1)
- .800—Vic Heyliger, Michigan, 1948-57 (16-4)
- .789—Gino Gasparini, North Dakota, 1979-90 (15-4)
- .722—Jeff Jackson, Lake Superior St., 1991-96 (13-5)
- .700—\*Murray Armstrong, Denver, 1958-72 (14-6)
- .694—Bob Johnson, Wisconsin, 1970-82 (12-5-1)

- .692—Dean Blais, North Dakota, 1997-2001 (9-4)
- .667—George Gwozdecky, Miami (Ohio) and Denver, 1993-2005
- .643—Ned Harkness, Rensselaer and Cornell, 1953-70 (9-5)
- .640—Don Lucia, Colorado Col. and Minnesota, 1995-2006 (16-9)
- .625—Jack Kelley, Boston U., 1966-72 (5-3)

## COACHED TWO DIFFERENT SCHOOLS INTO TOURNAMENT

- Ned Harkness, Rensselaer (1953-61) and Cornell (1967-70)
- Al Renfrew, Michigan Tech (1956) and Michigan (1962-64)
- Len Ceglarski, Clarkson (1962-70) and Boston College (1973-91)
- Ron Mason, Bowling Green (1977-79) and Michigan St. (1982-2002)
- Jeff Sauer, Colorado Col. (1978) and Wisconsin (1983-2001)
- Mike McShane, St. Lawrence (1983) and Providence (1989-91)
- George Gwozdecky, Miami (Ohio) (1993) and Denver (1995-2005)
- Jerry York, Bowling Green (1982-90) and Boston College (1998-2006)
- Don Lucia, Colorado Col. (1995-99) and Minnesota (2001-2006)
- Mark Mazzoleni, Miami (Ohio) (1997) and Harvard (2002-04)
- Bill Wilkinson, Western Mich. (1986-96) and Wayne St. (Mich.) (2003)
- Rick Comley, Northern Mich. (1980-99) and Michigan St. (2004-06)

## FROZEN FOUR APPEARANCES

- 12—Jack Parker, Boston U., 1974-97
- 10—Vic Heyliger, Michigan, 1948-57
- 10—\*Murray Armstrong, Denver, 1958-72
- 9—Snooks Kelley, Boston College, 1948-68
- 9—John MacInnes, Michigan Tech, 1960-81
- 9—Red Berenson, Michigan, 1991-2003
- 8—Len Ceglarski, Clarkson and Boston College, 1962-90
- 8—Ron Mason, Bowling Green and Michigan St., 1978-2001
- 7—Ned Harkness, Rensselaer and Cornell, 1953-70
- 7—Bob Johnson, Wisconsin, 1970-82
- 7—Shawn Walsh, Maine, 1988-2000
- 7—Jerry York, Bowling Green and Boston College, 1982-2006

## CONSECUTIVE FROZEN FOUR APPEARANCES

- 10—Vic Heyliger, Michigan, 1948-57
- 5—Cheddy Thompson, Colorado Col., 1948-52
- 5—Jack Parker, Boston U., 1974-78
- 5—Jack Parker, Boston U., 1993-97
- 4—George Menard, St. Lawrence, 1959-62
- 4—Ned Harkness, Cornell, 1967-70

- 4—Doug Woog, Minnesota, 1986-89
- 4—Red Berenson, Michigan, 1995-98
- 4—Jerry York, Boston College, 1998-2001
- 3—Snooks Kelley, Boston College, 1948-50
- 3—John MacInnes, Michigan Tech, 1974-76
- 3—Herb Brooks, Minnesota, 1974-76
- 3—Jeff Jackson, Lake Superior St., 1992-94

## FROZEN FOUR WINS

- 16—Vic Heyliger, Michigan, 1948-57 (.800)
- 14—\*Murray Armstrong, Denver, 1958-72 (.700)
- 10—John MacInnes, Michigan Tech, 1960-81 (.556)
- 10—Jack Parker, Boston U., 1974-97 (.476)
- 9—Ned Harkness, Rensselaer and Cornell, 1953-70 (.643)
- 9—Bob Johnson, Wisconsin, 1970-82 (.643)
- 8—Gino Gasparini, North Dakota, 1979-87 (.800)
- 7—Herb Brooks, Minnesota, 1974-79 (.875)
- 7—Jerry York, Bowling Green and Boston College, 1984-2006 (.500)
- 6—Len Ceglarski, Clarkson and Boston College, 1962-85 (.381)
- 6—Shawn Walsh, Maine, 1988-2000 (.500)

## FROZEN FOUR WINNING PERCENTAGE (Min. four games)

- 1.000—\*Jeff Sauer, Wisconsin, 1983-90 (4-0)
- 1.000—George Gwozdecky, Denver, 2004-05 (4-0)
- .875—Herb Brooks, Minnesota, 1974-79 (7-1)
- .833—Jeff Jackson, Lake Superior St., 1992-94 (5-1)
- .833—Dean Blais, North Dakota, 1997-2001 (5-1)
- .800—Vic Heyliger, Michigan, 1948-57 (16-4)
- .800—Gino Gasparini, North Dakota, 1979-87 (8-2)
- .750—Bob May, North Dakota, 1958-59 (3-1)
- .714—Don Lucia, Colorado Col. and Minnesota, 1998-2005 (5-2)
- .700—\*Murray Armstrong, Denver, 1958-72 (14-6)
- .667—Al Renfrew, Michigan Tech and Michigan, 1956-64 (4-2)
- .667—Amo Bessone, Michigan St., 1959-67 (4-2)

## NCAA CHAMPIONSHIPS

- 6—Vic Heyliger, Michigan, 1948-56
- 5—Murray Armstrong, Denver, 1958-69
- 3—Ned Harkness, Rensselaer and Cornell, 1954-70
- 3—John MacInnes, Michigan Tech, 1962-75
- 3—Bob Johnson, Wisconsin, 1973-81
- 3—Herb Brooks, Minnesota, 1974-79
- 3—Gino Gasparini, North Dakota, 1980-87
- 2—Jack Kelley, Boston U., 1971-72
- 2—Jack Parker, Boston U., 1978-95
- 2—Jeff Sauer, Wisconsin, 1983-90
- 2—Jeff Jackson, Lake Superior St., 1992-94
- 2—Red Berenson, Michigan, 1996-98
- 2—Shawn Walsh, Maine, 1993-99
- 2—Dean Blais, North Dakota, 1997-2000
- 2—Jerry York, Bowling Green and Boston College, 1984-2001
- 2—Don Lucia, Minnesota, 2002-03
- 2—George Gwozdecky, Denver, 2004-05

# Team-By-Team Won-Lost-Tied Records

## By Coach

### (46 TEAMS)

Coach (Alma Mater) Yrs. in Tourn.	Yrs. Won	Lost	Tied	CH	2d	3d	4th
<b>ALAS. ANCHORAGE</b>							
Brush Christiansen (Alas. Methodist '72) 90, 91, 92	3	2	5	0	0	0	0
TOTAL	3	2	5	0	0	0	0
<b>BEMIDJI ST.</b>							
Tom Serratore (Bemidji St. '87) 2005, 06	2	0	2	0	0	0	0
TOTAL	2	0	2	0	0	0	0

### Coach (Alma Mater) Yrs. in Tourn. Yrs. Won Lost Tied CH 2d 3d 4th

Coach (Alma Mater) Yrs. in Tourn.	Yrs. Won	Lost	Tied	CH	2d	3d	4th
<b>BOSTON COLLEGE</b>							
Snooks Kelley (Boston College '28) 48, 49-CH, 50, 54, 56, 59, 63, 65, 68	9	4	13	0	1	1	2
Len Ceglarski (Boston College '51) 73, 78, 84, 85, 86, 87, 89, 90, 91	9	9	16	0	0	1	2
Jerry York (Boston College '67) 98, 99, 2000, 01-CH, 03, 04, 05, 06	8	17	7	0	1	3	2
TOTAL	26	30	36	0	2	5	6
<b>BOSTON U.</b>							
Harry Cleverly (Boston U. '37) 50, 51, 53, 60	4	3	5	0	0	1	2
Jack Kelley (Boston U. '52) 66, 67, 71-CH, 72-CH	4	5	3	0	2	1	0
Jack Parker (Boston U. '68) 74, 75, 76, 77, 78-CH, 84, 86, 90, 91, 92, 93, 94, 95-CH, 96, 97, 98, 2000, 02, 03, 05, 06	21	26	23	0	2	3	6
TOTAL	29	34	31	0	4	5	8

Coch (Alma Mater) Yrs. in Tourn.	Yrs. Won	Lost	Tied	CH	2d	3d	4th
<b>BOWLING GREEN</b>							
Ron Mason (St. Lawrence '64) 77, 78, 79.....	3	2	3	0	0	0	1
Jerry York (Boston College '67) 82, 84-CH, 87, 88, 89, 90.....	6	5	10	1	1	0	0
TOTAL	9	7	13	1	1	0	1
<b>BROWN</b>							
Westcott Moulton (Brown '31) 51.....	1	1	1	0	0	1	0
Jim Fullerton (Norwich '30) 65.....	1	0	2	0	0	0	1
Dick Toomey (Boston U. '70) 76.....	1	1	1	0	0	0	1
Bob Gaudet (Dartmouth '81) 93.....	1	0	1	0	0	0	0
TOTAL	4	2	5	0	0	1	1
<b>CLARKSON</b>							
Bill Harrison (Dartmouth '43) 57, 58.....	2	2	2	0	0	0	2
Len Ceglarski (Boston College '51) 62, 63, 66, 70.....	4	4	4	0	0	3	1
Bill O'Flaherty (Clarkson '70) 81, 82, 84.....	3	1	4	1	0	0	0
Mark Morris (Colgate '81) 90, 91, 92, 93, 95, 96, 97, 98, 99.....	9	5	11	0	0	0	1
TOTAL	18	12	21	1	0	3	4
<b>COLGATE</b>							
Terry Slater (St. Lawrence '61) 81, 90.....	2	3	3	0	0	1	0
Don Vaughan (St. Lawrence '84) 2000, 05.....	2	0	2	0	0	0	0
TOTAL	4	3	5	0	0	1	0
<b>COLORADO COL.</b>							
Cheddy Thompson (Gonzaga '41) 48, 49, 50-CH, 51, 52, 55.....	6	4	7	0	1	2	1
Tom Bedeck (St. Francis Xavier '52) 57-CH.....	1	2	0	0	1	0	0
Jeff Sauer (Colorado Col. '65) 78.....	1	0	1	0	0	0	0
Don Lucia (Notre Dame '81) 95, 96, 97, 98, 99.....	5	6	5	0	0	1	1
Scott Owens (Colorado Col. '79) 2001, 02, 03, 05, 06.....	5	5	5	0	0	0	1
TOTAL	18	17	18	0	2	3	2
<b>CORNELL</b>							
Ned Harkness (Royal Canadian Air Force Academy '43) 67-CH, 68, 69, 70-CH.....	4	6	2	0	2	1	1
Dick Bertrand (Cornell '70) 72, 73, 80, 81.....	4	2	6	0	0	1	0
Lou Reycroft (Brown '72) 86.....	1	1	1	0	0	0	0
Brian McCutcheon (Cornell '71) 91.....	1	1	2	0	0	0	0
Mike Schafer (Cornell '86) 96, 97, 2002, 03, 05, 06.....	6	6	6	0	0	0	1
TOTAL	16	16	17	0	2	2	2
<b>DARTMOUTH</b>							
Ed Jeremiah (Dartmouth '30) 48, 49.....	2	2	2	0	0	2	0
George Crowe (Springfield '59) 79, 80.....	2	2	2	0	0	0	2
TOTAL	4	4	4	0	0	2	2
<b>DENVER</b>							
Murray Armstrong (no college) 58-CH, 60-CH, 61-CH, 63, 64, 66, 68-CH, 69-CH, 71, 72.....	10	14	6	0	5	2	2
Ralph Backstrom (no college) 86.....	1	1	3	0	0	0	1
George Gwozdecky (Wisconsin '78) 95, 97, 99, 2002, 04-CH, 05-CH.....	6	10	4	0	2	0	0
TOTAL	17	25	13	0	7	2	2
<b>FERRIS ST.</b>							
Bob Daniels (Michigan St. '82) 2003.....	1	1	1	0	0	0	0
TOTAL	1	1	1	0	0	0	0
<b>HARVARD</b>							
Cooney Weiland (no college) 55, 57, 58, 69, 71.....	5	2	8	0	0	0	2
Bill Cleary (Harvard '56) 74, 75, 82, 83, 85, 86, 87, 88, 89-CH.....	9	11	14	1	1	2	3
Ronn Tomassoni (Rensselaer '80) 93, 94.....	2	1	2	0	0	0	1
Mark Mazzoleni (Michigan St. '80) 2002, 03, 04.....	3	0	3	0	0	0	0
Ted Donato (Harvard '91) 2005, 06.....	2	0	2	0	0	0	0
TOTAL	21	14	29	1	1	2	6
<b>HOLY CROSS</b>							
Paul Pearl (Holy Cross '89) 2004, 06.....	2	1	2	0	0	0	0
TOTAL	2	1	2	0	0	0	0
<b>LAKE SUPERIOR ST.</b>							
Frank Anzalone (Buffalo '78) 85, 88-CH, 89, 90.....	4	7	6	1	1	0	0
Jeff Jackson (Michigan St. '77) 91, 92-CH, 93, 94-CH, 95, 96.....	6	13	5	0	2	1	0
TOTAL	10	20	11	1	3	1	0

Coch (Alma Mater) Yrs. in Tourn.	Yrs. Won	Lost	Tied	CH	2d	3d	4th
<b>MAINE</b>							
Shawn Walsh (Bowling Green '78) 87, 88, 89, 90, 91, 92, 93-CH, 95, 99-CH, 2000, 01.....	11	20	13	0	2	1	3
Tim Whitehead (Hamilton '85) 2002, 03, 04, 05, 06.....	5	8	5	0	0	2	1
TOTAL	16	28	18	0	2	3	4
<b>MASS.-LOWELL</b>							
Bill Riley (Boston U. '68) 88.....	1	0	1	1	0	0	0
Bruce Crowder (New Hampshire '79) 94, 96... ..	2	2	2	0	0	0	0
TOTAL	3	2	3	1	0	0	0
<b>MERCYHURST</b>							
Rick Gotkin (Brookport St. '82) 2001, 03, 05.. ..	3	0	3	0	0	0	0
TOTAL	3	0	3	0	0	0	0
<b>MERRIMACK</b>							
Ron Anderson (Boston U. '74) 88.....	1	2	2	0	0	0	0
TOTAL	1	2	2	0	0	0	0
<b>MIAMI (OHIO)</b>							
George Gwozdecky (Wisconsin '78) 93.....	1	0	1	0	0	0	0
Mark Mazzoleni (Michigan St. '80) 97.....	1	0	1	0	0	0	0
Enrico Blasi (Miami (Ohio) '94) 2004, 06.....	2	0	2	0	0	0	0
TOTAL	4	0	4	0	0	0	0
<b>MICHIGAN</b>							
Vic Heyliger (Michigan '37) 48-CH, 49, 50, 51-CH, 52-CH, 53-CH, 54, 55-CH, 56-CH, 57.....	10	16	4	0	6	1	3
Al Renfrew (Michigan '49) 62, 64-CH.....	2	3	1	0	1	0	1
Dan Farrell (Michigan Tech '60) 77.....	1	2	1	0	0	1	0
Red Berenson (Michigan '62) 91, 92, 93, 94, 95, 96-CH, 97, 98-CH, 99, 2000, 01, 02, 03, 04, 05, 06.....	16	23	16	0	2	0	7
TOTAL	29	44	22	0	9	2	11
<b>MICHIGAN ST.</b>							
Amo Bessone (Illinois '43) 59, 66-CH, 67....	3	4	2	0	1	1	1
Ron Mason (St. Lawrence '64) 82, 83, 84, 85, 86-CH, 87, 88, 89, 90, 92, 94, 95, 96, 97, 98, 99, 2000, 01, 02.....	19	20	23	1	1	1	4
Rick Comley (Lake Superior St. '72) 2004, 06.....	2	1	2	0	0	0	0
TOTAL	24	25	27	1	2	2	5
<b>MICHIGAN TECH</b>							
Al Renfrew (Michigan '49) 56.....	1	1	1	0	0	1	0
John MacInnes (Michigan '50) 60, 62-CH, 65-CH, 69, 70, 74, 75-CH, 76, 81.....	9	12	8	0	3	3	1
TOTAL	10	13	9	0	3	4	1
<b>MINNESOTA</b>							
John Mariucci (Minnesota '37) 53, 54, 61... ..	3	3	3	0	0	2	1
Glen Sonmor (Minnesota '56) 71.....	1	1	1	0	0	1	0
Herb Brooks (Minnesota '59) 74-CH, 75, 76-CH, 79-CH.....	4	8	1	0	3	1	0
Brad Buetow (Minnesota '73) 80, 81, 83, 85 4 6 5 0 0 1 0 1	4	6	5	0	0	1	0
Doug Woog (Minnesota '66) 86, 87, 88, 89, 90, 91, 92, 93, 94, 95, 96, 97.....	12	21	17	0	0	1	4
Don Lucia (Notre Dame '81) 2001, 02-CH, 03-CH, 04, 05, 06.....	6	10	4	0	2	0	1
TOTAL	30	49	31	0	5	6	6

COACHING RECORDS

**Don Lucia has directed Minnesota to NCAA championships in 2002 and 2003.**



Photo courtesy of Vince Muzik/NCAA Photos

Coch (Alma Mater) Yrs. in Tourn.	Yrs. Won	Lost	Tied	CH	2d	3d	4th
<b>MINN. DULUTH</b>							
Mike Sertich (Minn. Duluth '69) 83, 84, 85, 93.....	4	6	6	0	0	1	1
Scott Sandelin (North Dakota '87) 2004.....	1	2	1	0	0	0	1
<b>TOTAL</b>	<b>5</b>	<b>8</b>	<b>7</b>	<b>0</b>	<b>0</b>	<b>1</b>	<b>2</b>

<b>MINN. ST. MANKATO</b>							
Troy Jutting (Minn. St. Mankato '87) 2003...	1	0	1	0	0	0	0
<b>TOTAL</b>	<b>1</b>	<b>0</b>	<b>1</b>	<b>0</b>	<b>0</b>	<b>0</b>	<b>0</b>

<b>NEB.-OMAHA</b>							
Mike Kemp (Gust. Adolphus '75) 2006.....	1	0	1	0	0	0	0
<b>TOTAL</b>	<b>1</b>	<b>0</b>	<b>1</b>	<b>0</b>	<b>0</b>	<b>0</b>	<b>0</b>

<b>NEW HAMPSHIRE</b>							
Charlie Holt (Dartmouth '46) 77, 79, 82, 83..	4	2	8	0	0	0	3
Richard Umile (New Hampshire '72) 92, 94, 95, 97, 98, 99, 2000, 02, 03, 04, 05, 06.....	12	10	12	0	0	2	2
<b>TOTAL</b>	<b>16</b>	<b>12</b>	<b>20</b>	<b>0</b>	<b>0</b>	<b>2</b>	<b>3</b>

<b>NIAGARA</b>							
Blaise MacDonald (Rochester Inst. '85) 2000..	1	1	1	0	0	0	0
Dave Burkholder (Rochester Inst. '84) 2004..	1	0	1	0	0	0	0
<b>TOTAL</b>	<b>2</b>	<b>1</b>	<b>2</b>	<b>0</b>	<b>0</b>	<b>0</b>	<b>0</b>

<b>NORTH DAKOTA</b>							
Bob May (North Dakota '51) 58, 59-CH.....	2	3	1	0	1	1	0
Barry Thornycraft (North Dakota '59) 63-CH..	1	2	0	0	1	0	0
Bob Peters (North Dakota '60) 65.....	1	1	1	0	0	0	1
Bill Selman (North Dakota '63) 67, 68.....	2	1	3	0	0	1	0
Gino Gasparini (North Dakota '68) 79, 80-CH, 82-CH, 84, 87-CH, 90.....	6	15	4	0	3	1	0
Dean Blais (Minnesota '77) 97-CH, 98, 99, 2000-CH, 01, 03, 04.....	7	9	5	0	2	1	0
Dave Hakstol (North Dakota '92) 2005, 06..	2	5	2	0	0	1	1
<b>TOTAL</b>	<b>21</b>	<b>36</b>	<b>16</b>	<b>0</b>	<b>7</b>	<b>5</b>	<b>3</b>

<b>NORTHEASTERN</b>							
Fern Flaman (no college) 82, 88.....	2	3	2	1	0	0	1
Ben Smith (Harvard '68) 94.....	1	0	1	0	0	0	0
<b>TOTAL</b>	<b>3</b>	<b>3</b>	<b>3</b>	<b>1</b>	<b>0</b>	<b>0</b>	<b>1</b>

<b>NORTHERN MICH.</b>							
Rick Comley (Lake Superior St. '72) 80, 81, 89, 91-CH, 92, 93, 99.....	7	10	9	0	1	1	0
<b>TOTAL</b>	<b>7</b>	<b>10</b>	<b>9</b>	<b>0</b>	<b>1</b>	<b>1</b>	<b>0</b>

<b>NOTRE DAME</b>							
Dave Poulin (Notre Dame '82) 2004.....	1	0	1	0	0	0	0
<b>TOTAL</b>	<b>1</b>	<b>0</b>	<b>1</b>	<b>0</b>	<b>0</b>	<b>0</b>	<b>0</b>

<b>OHIO ST.</b>							
John Markell (Bowling Green '79) 98, 99, 2003, 04, 05.....	5	2	5	0	0	0	1
<b>TOTAL</b>	<b>5</b>	<b>2</b>	<b>5</b>	<b>0</b>	<b>0</b>	<b>0</b>	<b>1</b>

<b>PRINCETON</b>							
Don Cahoon (Boston U. '72) 98.....	1	0	1	0	0	0	0
<b>TOTAL</b>	<b>1</b>	<b>0</b>	<b>1</b>	<b>0</b>	<b>0</b>	<b>0</b>	<b>0</b>

Coch (Alma Mater) Yrs. in Tourn.	Yrs. Won	Lost	Tied	CH	2d	3d	4th
<b>PROVIDENCE</b>							
Tom Eccleston (Brown '34) 64.....	1	0	2	0	0	0	1
Lou Lamoriello (Providence '63) 78, 81, 83..	3	3	4	0	0	0	1
Steve Stirling (Boston U. '71) 85.....	1	2	2	0	0	1	0
Mike McShane (New Hampshire '71) 89, 91	2	4	5	0	0	0	0
Paul Pooley (Ohio St. '84) 96, 2001.....	2	0	2	0	0	0	0
<b>TOTAL</b>	<b>9</b>	<b>9</b>	<b>15</b>	<b>0</b>	<b>0</b>	<b>1</b>	<b>1</b>

<b>QUINNIPIAC</b>							
Rand Pecknold (Connecticut Col. '90) 2002...	1	0	1	0	0	0	0
<b>TOTAL</b>	<b>1</b>	<b>0</b>	<b>1</b>	<b>0</b>	<b>0</b>	<b>0</b>	<b>0</b>

<b>RENSSELAER</b>							
Ned Harkness (Royal Canadian Air Force Academy '43) 53, 54-CH, 61..	3	3	3	0	1	0	1
Rube Bjorkman (Minnesota '51) 64.....	1	1	1	0	0	0	1
Mike Addesa (Holy Cross '66) 84, 85-CH...	2	3	2	1	1	0	0
Buddy Powers (Boston U. '75) 94.....	1	0	1	0	0	0	0
Dan Fridgen (Colgate '82) 95.....	1	0	1	0	0	0	0
<b>TOTAL</b>	<b>8</b>	<b>7</b>	<b>8</b>	<b>1</b>	<b>2</b>	<b>0</b>	<b>2</b>

<b>ST. CLOUD ST.</b>							
Craig Dahl (Pacific Lutheran '76) 89, 2000, 01, 02, 03.....	5	0	6	0	0	0	0
<b>TOTAL</b>	<b>5</b>	<b>0</b>	<b>6</b>	<b>0</b>	<b>0</b>	<b>0</b>	<b>0</b>

<b>ST. LAWRENCE</b>							
Olav Kollevol (Colgate '44) 52, 55.....	2	0	4	0	0	0	2
George Menard (Brown '49) 56, 59, 60, 61, 62.....	5	2	8	0	0	1	3
Mike McShane (New Hampshire '71) 83.....	1	0	2	0	0	0	0
Joe Marsh (New Hampshire '77) 87, 88, 89, 92, 99, 2000, 01.....	7	3	10	0	0	1	0
<b>TOTAL</b>	<b>15</b>	<b>5</b>	<b>24</b>	<b>0</b>	<b>0</b>	<b>2</b>	<b>5</b>

<b>VERMONT</b>							
Mike Gilligan (Salem St. '70) 88, 96, 97....	3	1	4	0	0	0	1
<b>TOTAL</b>	<b>3</b>	<b>1</b>	<b>4</b>	<b>0</b>	<b>0</b>	<b>0</b>	<b>1</b>

<b>WAYNE ST. (MICH.)</b>							
Bill Wilkinson (St. Lawrence '70) 2003.....	1	0	1	0	0	0	0
<b>TOTAL</b>	<b>1</b>	<b>0</b>	<b>1</b>	<b>0</b>	<b>0</b>	<b>0</b>	<b>0</b>

<b>WESTERN MICH.</b>							
Bill Wilkinson (St. Lawrence '70) 86, 94, 96	3	0	4	0	0	0	0
<b>TOTAL</b>	<b>3</b>	<b>0</b>	<b>4</b>	<b>0</b>	<b>0</b>	<b>0</b>	<b>0</b>

<b>WISCONSIN</b>							
Bob Johnson (Minnesota '54) 70, 72, 73-CH, 77-CH, 78, 81-CH, 82.....	7	12	5	1	3	1	2
Jeff Sauer (Colorado Col. '65) 83-CH, 88, 89, 90-CH, 91, 93, 94, 95, 98, 2000, 01....	11	16	11	1	2	0	0
Mike Eaves (Wisconsin '78) 2004, 05, 06-CH.....	3	5	2	0	1	0	0
<b>TOTAL</b>	<b>21</b>	<b>33</b>	<b>18</b>	<b>2</b>	<b>6</b>	<b>1</b>	<b>2</b>

<b>YALE</b>							
Murray Murdoch (Manitoba '24) 52.....	1	1	1	0	0	0	1
Tim Taylor (Harvard '63) 98.....	1	0	1	0	0	0	0
<b>TOTAL</b>	<b>2</b>	<b>1</b>	<b>2</b>	<b>0</b>	<b>0</b>	<b>0</b>	<b>1</b>

Note: Denver's (1-1) participation in the 1973 championship and Wisconsin's (3-1) participation in the 1992 championship vacated. In championships without a third-place game, both teams awarded third place. CH—NCAA champion.

## All-Time Coaches

### (101 COACHES)

Coch (Alma Mater) School, Years in Tournament	Yrs.	Won	Lost	Tied	Pct.	CH	FF
Mike Addesa (Holy Cross '66) Rensselaer 84, 85-CH.....	2	3	2	1	.583	1	1
Ron Anderson (Boston U. '74) Merrimack 88.....	1	2	2	0	.500	0	0
Frank Anzalone (Buffalo '78) Lake Superior St. 85, 88-CH, 89, 90.....	4	7	6	1	.536	1	1
Murray Armstrong (no college) Denver 58-CH, 60-CH, 61-CH, 63, 64, 66, 68-CH, 69-CH, 71, 72.....	10	14	6	0	.700	5	10
Ralph Backstrom (no college) Denver 86.....	1	1	3	0	.250	0	1
Tom Bedecki (St. Francis Xavier '52) Colorado Col. 57-CH.....	1	2	0	0	1.000	1	1
Red Berenson (Michigan '62) Michigan 91, 92, 93, 94, 95, 96-CH, 97, 98-CH, 99, 2000, 01, 02, 03, 04, 05, 06...	16	23	16	0	.590	2	8
Dick Bertrand (Cornell '70) Cornell 72, 73, 80, 81.....	4	2	6	0	.250	0	3
Amo Bessone (Illinois '43) Michigan St. 59, 66-CH, 67.....	3	4	2	0	.667	1	3
Rube Bjorkman (Minnesota '51) Rensselaer 64.....	1	1	1	0	.500	0	1
Dean Blais (Minnesota '77) North Dakota 97-CH, 98, 99, 2000-CH, 01, 03, 04.....	7	9	5	0	.643	2	3
Enrico Blasi (Miami [Ohio] '94) Miami (Ohio) 2004, 06.....	2	0	2	0	.000	0	0
Herb Brooks (Minnesota '59) Minnesota 74-CH, 75, 76-CH, 79-CH.....	4	8	1	0	.889	3	4
Brad Buetow (Minnesota '73) Minnesota 80, 81, 83, 85.....	4	6	5	0	.545	0	2
Dave Burkholder (Rochester Inst. '84) Niagara 2004.....	1	0	1	0	.000	0	0

Coach (Alma Mater) School, Years in Tournament	Yrs.	Won	Lost	Tied	Pct.	CH	FF
Don Cahoon (Boston U. '72) Princeton 98	1	0	1	0	.000	0	0
Len Ceglarski (Boston College '51) Clarkson 62, 63, 66, 70; Boston College 73, 78, 84, 85, 86, 87, 89, 90, 91	13	13	20	0	.394	0	8
Brush Christiansen (Alas. Pacific '72) Alas. Anchorage 90, 91, 92	3	2	5	0	.286	0	0
Bill Cleary (Harvard '56) Harvard 74, 75, 82, 83, 85, 86, 87, 88, 89-CH	9	11	14	1	.442	1	6
Harry Cleverly (Boston U. '37) Boston U. 50, 51, 53, 60	4	3	5	0	.375	0	4
Rick Comley (Lake Superior St. '72) Northern Mich. 80, 81, 89, 91-CH, 92, 93, 99; Michigan St. 2004, 06	9	11	11	0	.500	1	3
Bruce Crowder (New Hampshire '79) Mass.-Lowell 94, 96	2	2	2	0	.500	0	0
George Crowe (Springfield '59) Dartmouth 79, 80	2	2	2	0	.500	0	2
Craig Dahl (Pacific Lutheran '76) St. Cloud St. 89, 2000, 01, 02, 03	5	0	6	0	.000	0	0
Bob Daniels (Michigan St. '82) Ferris St. 2003	1	0	1	0	.000	0	0
Ted Donato (Harvard '91) Harvard 2005, 06	2	0	2	0	.000	0	0
Mike Eaves (Wisconsin '78) Wisconsin 2004, 05, 06-CH	3	5	2	0	.714	1	1
Tom Eccleston (Brown '34) Providence 64	1	0	2	0	.000	0	1
Dan Farrell (Michigan Tech '60) Michigan 77	1	2	1	0	.667	0	1
Fern Flaman (no college) Northeastern 82, 88	2	3	2	1	.583	0	1
Dan Fridgen (Colgate '82) Rensselaer 95	1	0	1	0	.000	0	0
Jim Fullerton (Norwich '30) Brown 65	1	0	2	0	.000	0	1
Gino Gasparini (North Dakota '68) North Dakota 79, 80-CH, 82-CH, 84, 87-CH, 90	6	15	4	0	.789	3	5
Bob Gaudet (Dartmouth '81) Brown 93	1	0	1	0	.000	0	0
Mike Gilligan (Salem St. '70) Vermont 88, 96, 97	3	1	4	0	.200	0	1
Rick Gotkin (Brockport St. '82) Mercyhurst 2001, 03, 05	3	0	3	0	.000	0	0
George Gwozdecky (Wisconsin '78) Miami (Ohio) 93; Denver 95, 97, 99, 2002, 04-CH, 05-CH	7	10	5	0	.667	2	2
Dave Hakstol (North Dakota '92) North Dakota 2005, 06	2	5	2	0	.714	0	2
Ned Harkness (Royal Canadian Air Force Academy '43) Rensselaer 53, 54-CH, 61; Cornell 67-CH, 68, 69, 70-CH	7	9	5	0	.643	3	7
Bill Harrison (Dartmouth '43) Clarkson 57, 58	2	2	2	0	.500	0	2
Vic Heyliger (Michigan '37) Michigan 48-CH, 49, 50, 51-CH, 52-CH, 53-CH, 54, 55-CH, 56-CH, 57	10	16	4	0	.800	6	10
Charlie Holt (Dartmouth '46) New Hampshire 77, 79, 82, 83	4	2	8	0	.200	0	3
Jeff Jackson (Michigan St. '77) Lake Superior St. 91, 92-CH, 93, 94-CH, 95, 96	6	13	5	0	.722	2	3
Ed Jeremiah (Dartmouth '30) Dartmouth 48, 49	2	2	2	0	.500	0	2
Bob Johnson (Minnesota '54) Wisconsin 70, 72, 73-CH, 77-CH, 78, 81-CH, 82	7	12	5	1	.694	3	7
Troy Jutting (Minn. St. Mankato '87) Minn. St. Mankato 2003	1	0	1	0	.000	0	0
Jack Kelley (Boston U. '52) Boston U. 66, 67, 71-CH, 72-CH	4	5	3	0	.625	2	4
Snooks Kelley (Boston College '28) Boston College 48, 49-CH, 50, 54, 56, 59, 63, 65, 68	9	4	13	0	.235	1	9
Mike Kemp (Gust. Adolphus '75) Neb.-Omaha 2006	1	0	1	0	.000	0	0
Olav Kollevol (Colgate '44) St. Lawrence 52, 55	2	0	4	0	.000	0	2
Lou Lamoriello (Providence '63) Providence 78, 81, 83	3	3	4	0	.429	0	1
Don Lucia (Notre Dame '81) Colorado Col. 95, 96, 97, 98, 99; Minnesota 2001, 02-CH, 03-CH, 04, 05, 06	11	16	9	0	.640	2	5
Blaise MacDonald (Rochester Inst. '85) Niagara 2000	1	1	1	0	.500	0	0
John MacInnes (Michigan '50) Michigan Tech 60, 62-CH, 65-CH, 69, 70, 74, 75-CH, 76, 81	9	12	8	0	.600	3	9
John Mariucci (Minnesota '37) Minnesota 53, 54, 61	3	3	3	0	.500	0	3
John Markell (Bowling Green '79) Ohio St. 98, 99, 2003, 04, 05	5	2	5	0	.286	0	1
Joe Marsh (New Hampshire '77) St. Lawrence 87, 88, 89, 92, 99, 2000, 01	7	3	10	0	.231	0	2
Ron Mason (St. Lawrence '64) Bowling Green 77, 78, 79; Michigan St. 82, 83, 84, 85, 86-CH, 87, 88, 89, 90, 92, 94, 95, 96, 97, 98, 99, 2000, 01, 02	22	22	26	1	.459	1	8
Bob May (North Dakota '51) North Dakota 58, 59-CH	2	3	1	0	.750	1	2
Mark Mazzoleni (Michigan St. '80) Miami (Ohio) 97; Harvard 2002, 03, 04	4	0	4	0	.000	0	0
Brian McCutcheon (Cornell '71) Cornell 91	1	1	2	0	.333	0	0
Mike McShane (New Hampshire '71) St. Lawrence 83; Providence 89, 91	3	4	7	0	.364	0	0
George Menard (Brown '49) St. Lawrence 56, 59, 60, 61, 62	5	2	8	0	.200	0	5
Mark Morris (Colgate '81) Clarkson 90, 91, 92, 93, 95, 96, 97, 98, 99	9	5	11	0	.313	0	1
Westcott Moulton (Brown '31) Brown 51	1	1	1	0	.500	0	1
Murray Murdoch (Manitoba '24) Yale 52	1	1	1	0	.500	0	1
Bill O'Flaherty (Clarkson '70) Clarkson 81, 82, 84	3	1	4	1	.250	0	0
Scott Owens (Colorado Col. '79) Colorado Col. 2001, 02, 03, 05, 06	5	5	5	0	.500	0	1
Jack Parker (Boston U. '68) Boston U. 74, 75, 76, 77, 78-CH, 84, 86, 90, 91, 92, 93, 94, 95-CH, 96, 97, 98, 2000, 02, 03, 05, 06	21	26	23	0	.530	2	12
Paul Pearl (Holy Cross '89) Holy Cross 2004, 06	2	1	2	0	.333	0	0
Rand Pecknold (Connecticut Col. '90) Quinnipiac 2002	1	0	1	0	.000	0	0
Bob Peters (North Dakota '60) North Dakota 65	1	1	1	0	.500	0	1
Paul Pooley (Ohio St. '84) Providence 96, 2001	2	0	2	0	.000	0	0
Dave Poulin (Notre Dame '82) Notre Dame 2004	1	0	1	0	.000	0	0
Buddy Powers (Boston U. '75) Rensselaer 94	1	0	1	0	.000	0	0
Al Renfrew (Michigan '49) Michigan Tech 56; Michigan 62, 64-CH	3	4	2	0	.667	1	3
Lou Reycroft (Brown '72) Cornell 86	1	1	1	0	.500	0	0
Bill Riley (Boston U. '68) Mass.-Lowell 88	1	0	1	1	.250	0	0
Scott Sandelin (North Dakota '87) Minn. Duluth 2004	1	2	1	0	.667	0	1
Jeff Sauer (Colorado Col. '65) Colorado Col. 78; Wisconsin 83-CH, 88, 89, 90-CH, 91, 93, 94, 95, 98, 2000, 01	12	16	12	1	.569	2	2
Mike Schafer (Cornell '86) Cornell 96, 97, 2002, 03, 05, 06	6	6	6	0	.500	0	1
Bill Selman (North Dakota '63) North Dakota 67, 68	2	1	3	0	.250	0	2
Tom Serratore (Bemidji St. '87) Bemidji St. 2005, 06	2	0	2	0	.000	0	0
Mike Sertich (Minn. Duluth '69) Minn. Duluth 83, 84, 85, 93	4	6	6	0	.500	0	2
Terry Slater (St. Lawrence '61) Colgate 81, 90	2	3	3	0	.500	0	1
Ben Smith (Harvard '68) Northeastern 94	1	0	1	0	.000	0	0
Glen Sonmor (Minnesota '56) Minnesota 71	1	1	1	0	.500	0	1
Steve Stirling (Boston U. '71) Providence 85	1	2	2	0	.500	0	1
Tim Taylor (Harvard '63) Yale 98	1	0	1	0	.000	0	0
Cheddy Thompson (Gonzaga '41) Colorado Col. 48, 49, 50-CH, 51, 52, 55	6	4	7	0	.364	1	6
Barry Thorndycraft (North Dakota '59) North Dakota 63-CH	1	2	0	0	1.000	1	1
Ronn Tomassoni (Rensselaer '80) Harvard 93, 94	2	1	2	0	.333	0	1
Dick Toomey (Boston U. '70) Brown 76	1	1	1	0	.500	0	1
Richard Umile (New Hampshire '72) New Hampshire 92, 94, 95, 97, 98, 99, 2000, 02, 03, 04, 05, 06	12	10	12	0	.455	0	4
Don Vaughan (St. Lawrence '84) Colgate 2000, 05	2	0	2	0	.000	0	0
Shawn Walsh (Bowling Green '78) Maine 87, 88, 89, 90, 91, 92, 93-CH, 95, 99-CH, 2000, 01	11	20	13	0	.606	2	7
Cooney Weiland (no college) Harvard 55, 57, 58, 69, 71	5	2	8	0	.200	0	5



**Coach (Alma Mater) School, Years in Tournament**

	<b>Yrs.</b>	<b>Won</b>	<b>Lost</b>	<b>Tied</b>	<b>Pct.</b>	<b>CH</b>	<b>FF</b>
Tim Whitehead (Hamilton '85) Maine 2002, 03, 04, 05, 06 .....	5	8	5	0	.615	0	3
Bill Wilkinson (St. Lawrence '70) Western Mich. 86, 94, 96; Wayne St. (Mich.) 2003 .....	4	0	5	0	.000	0	0
Doug Woog (Minnesota '66) Minnesota 86, 87, 88, 89, 90, 91, 92, 93, 94, 95, 96, 97 .....	12	21	17	0	.553	0	6
Jerry York (Boston College '67) Bowling Green 82, 84-CH, 87, 88, 89, 90; Boston College 98, 99, 2000, 01-CH, 03, 04, 05, 06 .....	14	22	17	1	.563	2	7

*Note: Denver's (1-1) participation in the 1973 championship and Wisconsin's (3-1) participation in the 1992 championship vacated. In championships without a third-place game, both teams awarded third place. CH—NCAA championships. FF—Frozen Four appearances.*

# Attendance Records and Sites

---

Largest Crowds..... 52  
Frozen Four Attendance History..... 52  
Regional Attendance History..... 53  
Arena and Site Facts..... 54  
Game Arenas by Site ..... 54  
Future Championship Dates and Sites ..... 56



# Largest Crowds

A championship game is denoted by (CH), a national semifinal game by (NSF), an East Regional game by (ER) and a West Regional game by (WR).

## GAME, TOURNAMENT

19,327—Xcel Energy Center, St. Paul, Minn., CH, April 6, 2002, Minnesota (4) vs. Maine (3) (ot)

## GAME, FROZEN FOUR

19,327—Xcel Energy Center, St. Paul, Minn., CH, April 6, 2002, Minnesota (4) vs. Maine (3) (ot)

## SESSION, REGIONAL

12,517—Worcester's Centrum Centre#, Worcester, Mass., ER, March 27, 1999, Maine (7) vs. Clarkson (2), and New Hampshire (2) vs. Michigan (1) (ot)

## TOP 15 FROZEN FOUR ATTENDANCE GAMES OR SESSIONS

- 19,327—Xcel Energy Center, St. Paul, Minn., CH, April 6, 2002, Minnesota (4) vs. Maine (3) (ot)
- 19,323—Xcel Energy Center, St. Paul, Minn., NSF, April 4, 2002, Minnesota (3) vs. Michigan (2)
- 19,316—Xcel Energy Center, St. Paul, Minn., NSF, April 4, 2002, Maine (7) vs. New Hampshire (2)
- 18,659—HSBC Arena, Buffalo, N.Y., CH, April 12, 2003, Minnesota (5) vs. New Hampshire (1)
- 18,551—HSBC Arena, Buffalo, N.Y., NSF, April 10, 2003, Minnesota (3) vs. Michigan (2) (ot)

- 18,535—HSBC Arena, Buffalo, N.Y., NSF, April 10, 2003, New Hampshire (3) vs. Cornell (2)
- 18,276—FleetCenter%, Boston, CH, April 4, 1998, Michigan (3) vs. Boston College (2) (ot)
- 18,183—FleetCenter%, Boston, CH, April 10, 2004, Denver (1) vs. Maine (0)
- 18,090—FleetCenter%, Boston, NSF, April 2, 1998, Boston College (5) vs. Ohio St. (2)
- 18,090—FleetCenter%, Boston, NSF, April 8, 2004, Maine (2) vs. Boston College (1)
- 18,036—FleetCenter%, Boston, NSF, April 8, 2004, Minn. Duluth (3) vs. Denver (5)
- 17,989—FleetCenter%, Boston, NSF, April 2, 1998, Michigan (4) vs. New Hampshire (0)
- 17,758—Bradley Center, Milwaukee, CH, April 8, 2006, Wisconsin (2) vs. Boston College (1)
- 17,704—Bradley Center, Milwaukee, CH, April 3, 1993, Maine (5) vs. Lake Superior St. (4)
- 17,691—Bradley Center, Milwaukee, NSF, April 6, 2006, Wisconsin (5) vs. Maine (2)

## TOP 5 EAST/NORTHEAST REGIONAL ATTENDANCE SESSIONS

- 12,517—Worcester's Centrum Centre#, Worcester, Mass., March 27, 1999, Maine (7) vs. Clarkson (2), and New Hampshire (2) vs. Michigan (1) (ot)
- 12,407—Pepsi Arena^, Albany, N.Y., March 23, 1996, Vermont (2) vs. Lake Superior St. (1), and Boston U. (3) vs. Clarkson (2)

- 12,045—Worcester's Centrum Centre#, Worcester, Mass., March 27, 1993, Boston U. (4) vs. Northern Mich. (1), and Maine (6) vs. Minnesota (2)
- 11,976—Worcester's Centrum Centre#, Worcester Mass., March 24, 2001, North Dakota (4) vs. Colorado Col. (3), and Boston College (3) vs. Maine (1)
- 11,888—Worcester's Centrum Centre#, Worcester, Mass., March 24, 2002, New Hampshire (4) vs. Cornell (3), and Maine (4) vs. Boston U. (3)

## TOP 5 MIDWEST/WEST REGIONAL ATTENDANCE SESSIONS

- 11,492—Ralph Engelstad Arena, Grand Forks, N.D., March 25, 2006, North Dakota (5) vs. Holy Cross (2)
- 11,153—Ralph Engelstad Arena, Grand Forks, N.D., March 24, 2006, Holy Cross (4) vs. Minnesota (3) (ot), and North Dakota (5) vs. Michigan (1)
- 9,540—Mariucci Arena, Minneapolis, March 29, 2003, Minnesota (7) vs. Ferris St. (4)
- 9,491—Mariucci Arena, Minneapolis, March 28, 2003, Ferris St. (5) vs. North Dakota (2), and Minnesota (9) vs. Mercyhurst (2)
- 9,484—Van Andel Arena, Grand Rapids, Mich., March 25, 2001, Michigan St. (5) vs. Wisconsin (1), and Michigan (4) vs. St. Cloud St. (3)

# - Name changed to DCU Center in October 2004. % - Name changed to TD Banknorth Garden in March 2005. ^ - Name changed to Times Union Center in January 2007.

# Frozen Four Attendance History

(1948-2006)

Year	City	Facility	Semi #1	Semi #2	3rd Place	Final	Total	Avg.
1948	Colorado Springs, Colo.	Broadmoor World Arena	2,600	2,600	NA	2,700	7,900	2,633
1949	Colorado Springs, Colo.	Broadmoor World Arena	*#2,800	*#2,800	#1,300	*#2,800	#9,700	#2,425
1950	Colorado Springs, Colo.	Broadmoor World Arena	*#2,800	*#2,800	1,400	*3,000	10,000	2,500
1951	Colorado Springs, Colo.	Broadmoor World Arena	*#2,800	*#2,800	#2,500	2,700	10,800	3,400
1952	Colorado Springs, Colo.	Broadmoor World Arena	*#2,800	*#2,800	500	2,500	8,600	2,150
1953	Colorado Springs, Colo.	Broadmoor World Arena	1,800	*#2,800	150	2,700	#7,450	#1,863
1954	Colorado Springs, Colo.	Broadmoor World Arena	2,000	2,500	500	*2,800	7,800	1,950
1955	Colorado Springs, Colo.	Broadmoor World Arena	*2,800	#2,800	700	2,700	#9,000	#2,250
1956	Colorado Springs, Colo.	Broadmoor World Arena	*#2,800	2,600	2,800	*#2,800	11,000	2,750
1957	Colorado Springs, Colo.	Broadmoor World Arena	2,800	2,500	2,000	*2,800	10,000	2,525
1958	Minneapolis	Williams Arena	4,300	6,909	3,863	7,878	22,950	5,738
1959	Troy, N.Y.	Houston Field House	3,620	4,850	3,160	6,000	17,630	4,408
1960	Boston	Matthews (Boston) Arena	2,500	4,909	1,308	3,783	12,500	3,125
1961	Denver	University of Denver Arena	4,623	*5,398	3,942	*5,363	19,326	4,832
1962	Utica, N.Y.	Utica Memorial Auditorium	1,854	3,118	2,269	*4,210	11,451	2,863
1963	Chestnut Hill, Mass.	McHugh Forum	*4,200	4,200	4,200	*4,200	#16,190	#4,048
1964	Denver	University of Denver Arena	4,074	3,980	2,928	*5,296	16,278	4,070
1965	Providence, R.I.	Meehan Auditorium	*2,600	*2,600	1,750	*2,600	9,550	2,388
1966	Minneapolis	Williams Arena	2,007	2,277	1,678	3,101	9,063	2,266
1967	Syracuse, N.Y.	Onondaga County War Memorial	5,147	4,276	*6,400	*6,571	22,394	5,599
1968	Duluth, Minn.	Duluth Arena	2,561	3,521	1,811	*5,453	13,346	3,337
1969	Colorado Springs, Colo.	Broadmoor World Arena	3,500	3,000		4,625	12,725	3,181
		Cadet Ice Arena (third-place game)			1,600			
1970	Lake Placid, N.Y.	Olympic Arena	*2,000	*2,000	1,600	*2,000	7,600	1,900
1971	Syracuse, N.Y.	Onondaga County War Memorial	3,840	4,040	3,933	6,017	17,830	4,458
1972	Boston	Boston Garden	7,055	5,839	2,677	*14,995	30,566	7,642
1973	Boston	Boston Garden	6,766	6,216	2,331	8,055	23,368	5,842
1974	Boston	Boston Garden	6,213	6,703	2,871	7,132	22,919	5,730
1975	St. Louis	The Arena	**	3,801	**	6,838	10,639	5,320
1976	Denver	University of Denver Arena	4,479	*5,204	2,416	*5,311	17,410	4,353
1977	Detroit	Olympia Stadium	4,735	6,522	**	*14,437	25,694	8,565
1978	Providence, R.I.	Providence Civic Center+	8,136	8,200	5,199	*11,038	32,573	8,143
1979	Detroit	Olympia Stadium	2,743	4,105	**	7,011	13,859	4,620
1980	Providence, R.I.	Providence Civic Center+	5,132	5,138	3,838	5,811	19,919	4,980
1981	Duluth, Minn.	Duluth Arena	*5,354	*5,684	5,102	*5,420	21,560	5,390
1982	Providence, R.I.	Providence Civic Center+	7,123	8,568	5,264	9,272	30,227	7,557
1983	Grand Forks, N.D.	Ralph Engelstad Arena	*#6,000	*#6,000	*#6,000	*#6,370	24,370	6,093
1984	Lake Placid, N.Y.	Olympic Center	7,283	7,386	7,479	*7,813	29,961	7,490
1985	Detroit	Joe Louis Arena	10,552	12,484	**	16,282	39,318	13,106
1986	Providence, R.I.	Providence Civic Center+	4,923	6,976	4,596	8,341	24,836	6,209
1987	Detroit	Joe Louis Arena	6,526	13,093	**	16,632	36,251	12,084
1988	Lake Placid, N.Y.	Olympic Center	6,018	6,615	7,043	*7,906	27,582	6,896
1989	St. Paul, Minn.	St. Paul Civic Center	*15,347	*15,400	15,265	*15,406	61,418	15,355
1990	Detroit	Joe Louis Arena	**	11,853	NA	12,716	24,569	12,285
1991	St. Paul, Minn.	St. Paul Civic Center	11,651	11,723	NA	12,564	35,938	11,979
1992	Albany, N.Y.	Pepsi Arena^	9,775	11,444	NA	12,891	34,110	11,370

Year	City	Facility	Semi #1	Semi #2	3rd Place	Final	Total	Avg.
1993	Milwaukee	Bradley Center	*17,043	*17,444	NA	*17,704	52,191	17,397
1994	St. Paul, Minn.	St. Paul Civic Center	*15,199	*15,229	NA	*15,197	45,625	15,208
1995	Providence, R.I.	Providence Civic Center+	*11,484	*11,484	NA	*11,484	34,452	11,484
1996	Cincinnati	Riverfront Coliseum	11,041	11,273	NA	12,957	35,271	11,757
1997	Milwaukee	Bradley Center	*17,212	*17,375	NA	*17,537	52,124	17,375
1998	Boston	FleetCenter%	*17,989	*18,090	NA	*18,276	54,355	18,118
1999	Anaheim, Calif.	Arrowhead Pond of Anaheim	12,582	12,719	NA	14,447	39,748	13,249
2000	Providence, R.I.	Providence Civic Center+	*11,484	*11,484	NA	*11,484	34,452	11,484
2001	Albany, N.Y.	Pepsi Arena^	*13,252	*13,252	NA	*13,361	39,865	13,288
2002	St. Paul, Minn.	Xcel Energy Center	*19,316	*19,323	NA	*19,327	57,966	19,322
2003	Buffalo, N.Y.	HSBC Arena	*18,535	*18,551	NA	*18,659	55,745	18,582
2004	Boston	FleetCenter%	*18,036	*18,090	NA	*18,183	54,309	18,103
2005	Columbus, Ohio	Schottenstein Center	*17,116	*17,094	NA	*17,155	51,365	17,122
2006	Milwaukee	Bradley Center	*17,637	*17,691	NA	*17,758	53,086	17,695
2007	St. Louis	Scottrade Center						
2008	Denver	Pepsi Center						
2009	Washington, D.C.	MCI Center						
2010	Detroit	Ford Field						
2011	St. Paul, Minn.	Xcel Energy Center						
2012	Tampa, Fla.	St. Pete Times Forum						

Note: Attendance figures before 1980 are from game summaries or newspaper accounts; attendance figures since 1980 are from NCAA financial reports. Averages are per session. Third-place game was played 1949-89. # — Attendance estimated. \* — Sellout. \*\* — Attendance included in second game of session. + — Name changed to Dunkin' Donuts Center in the spring of 2001. ^ — Name changed to Times Union Center in January 2007. % — Name changed to TD Banknorth Garden in March 2005.

## Regional Attendance History

(1992-2006)

Year	Regional	City	Facility	Combined Attendance	*Avg.
1992	East	Providence, R.I.	Providence Civic Center+	33,253	8,313
	West	Detroit	Joe Louis Arena		
1993	East	Worcester, Mass.	Worcester's Centrum Centre#	28,242	7,061
	West	Detroit	Joe Louis Arena		
1994	East	Albany, N.Y.	Pepsi Arena^	30,391	7,598
	West	East Lansing, Mich.	Munn Ice Arena		
1995	East	Worcester, Mass.	Worcester's Centrum Centre#	31,172	7,793
	West	Madison, Wis.	Dane County Coliseum		
1996	East	Albany, N.Y.	Pepsi Arena^	30,507	7,627
	West	East Lansing, Mich.	Munn Ice Arena		
1997	East	Worcester, Mass.	Worcester's Centrum Centre#	32,604	8,151
	West	Grand Rapids, Mich.	Van Andel Arena		
1998	East	Albany, N.Y.	Pepsi Arena^	25,007	6,252
	West	Ann Arbor, Mich.	Yost Ice Arena		
1999	East	Worcester, Mass.	Worcester's Centrum Centre#	29,681	7,420
	West	Madison, Wis.	Dane County Coliseum		
2000	East	Albany, N.Y.	Pepsi Arena^	34,969	8,742
	West	Minneapolis	Mariucci Arena		
2001	East	Worcester, Mass.	Worcester's Centrum Centre#	37,257	9,314
	West	Grand Rapids, Mich.	Van Andel Arena		
2002	East	Worcester, Mass.	Worcester's Centrum Centre#	33,965	8,491
	West	Ann Arbor, Mich.	Yost Ice Arena		
2003	East	Providence, R.I.	Dunkin' Donuts Center	10,223	5,112
	Northeast	Worcester, Mass.	Worcester's Centrum Centre#	15,482	7,741
	Midwest	Ann Arbor, Mich.	Yost Ice Arena	10,743	5,372
	West	Minneapolis	Mariucci Arena	19,031	9,516
2004	East	Albany, N.Y.	Pepsi Arena^	10,703	5,352
	Northeast	Manchester, N.H.	Verizon Wireless Arena	18,936	9,468
	Midwest	Grand Rapids, Mich.	Van Andel Arena	6,412	3,206
	West	Colorado Springs, Colo.	World Arena	5,967	2,984
2005	East	Worcester, Mass.	DCU Center	17,055	8,527
	Northeast	Amherst, Mass.	Mullins Center	7,063	3,532
	Midwest	Grand Rapids, Mich.	Van Andel Arena	12,883	6,442
	West	Minneapolis	Mariucci Arena	18,637	9,319
2006	East	Albany, N.Y.	Pepsi Arena^	9,532	4,766
	Northeast	Worcester, Mass.	DCU Center	16,405	8,203
	Midwest	Green Bay, Wis.	Resch Center	15,945	7,973
	West	Grand Forks, N.D.	Ralph Englestad Arena	22,645	11,323
2007	East	Rochester, N.Y.	Blue Cross Arena		
	Northeast	Manchester, N.H.	Verizon Wireless Arena		
	Midwest	Grand Rapids, Mich.	Van Andel Arena		
	West	Denver	Pepsi Center		
2008	East	Albany, N.Y.	Times Union Center		
	Northeast	Worcester, Mass.	DCU Center		
	Midwest	Madison, Wis.	Kohl Center		
	West	Colorado Springs, Colo.	World Arena		
2009	East	Bridgeport, Conn.	Bridgeport Arena at Harbor Yard		
	Northeast	Manchester, N.H.	Verizon Wireless Arena		
	Midwest	Grand Rapids, Mich.	Van Andel Arena		
	West	Minneapolis, Minn.	Mariucci Arena		



Year	Regional	City	Facility	Combined Attendance	*Avg.
2010	East Northeast Midwest West	Albany, N.Y. Worcester, Mass. TBA TBA	Times Union Center DCU Center		
2011	East Northeast Midwest West	Bridgeport, Conn. Manchester, N.H. TBA TBA	Bridgeport Arena at Harbor Yard Verizon Wireless Arena		

Note: Attendance figures are from NCAA financial reports. \*Average per session. + — Name changed to Dunkin' Donuts Center in the spring of 2001. # — Name changed to DCU Center in October 2004. ^ — Name changed to Times Union Center in January 2007.

## Arena and Site Facts

### TOURNAMENT GAMES BY ARENA

- 42—Broadmoor World Arena, Colorado Springs, Colo., 1948-1969
- 33—DCU Center\*, Worcester, Mass., 1993-2006
- 29—Dunkin' Donuts Center#, Providence, R.I., 1978-2003
- 28—Times Union Center^, Albany, N.Y., 1992-2006
- 22—Munn Ice Arena, East Lansing, Mich., 1984-96
- 19—Joe Louis Arena, Detroit, 1985-93
- 16—Dane County Coliseum, Madison, Wis., 1982-99
- 14—Williams Arena, Minneapolis, 1958-83
- 14—University of Denver Arena, Denver, 1961-86
- 14—Van Andel Arena, Grand Rapids, Mich., 1997-2005
- 12—Boston Garden, Boston, 1972-74
- 12—Duluth Arena, Duluth, Minn., 1968-85

### REGIONAL GAMES BY ARENA

- 33—DCU Center\*, Worcester, Mass., 1993-2006
- 22—Times Union Center^, Albany, N.Y., 1994-2006
- 14—Van Andel Arena, Grand Rapids, Mich., 1997-2005
- 11—Yost Ice Arena, Ann Arbor, Mich., 1998-2003
- 10—Mariucci Arena, Minneapolis, 2000-05
- 8—Joe Louis Arena, Detroit, 1992-93
- 8—Munn Ice Arena, East Lansing, Mich., 1994-96
- 8—Dane County Coliseum, Madison, Wis., 1995-99
- 7—Dunkin' Donuts Center#, Providence, R.I., 1992-2003

#Formerly known as the Providence Civic Center  
\*Formerly known as Worcester's Centrum Centre  
^Formerly known as the Pepsi Arena

### CHAMPIONSHIP GAMES BY ARENA

- 11—Broadmoor World Arena, Colorado Springs, Colo., 1948-69
- 6—Providence Civic Center, Providence, R.I., 1978-2000
- 3—Boston Garden, Boston, 1972-74
- 3—University of Denver Arena, Denver, 1961-76
- 3—Joe Louis Arena, Detroit, 1985-90
- 3—St. Paul Civic Center, St. Paul, Minn., 1989-94
- 3—Bradley Center, Milwaukee, 1993-2006

### TOURNAMENT GAMES BY CITY

- 46—Colorado Springs, Colo., 1948-2004
- 38—Providence, R.I., 1965-2003
- 37—Boston, 1972-2004
- 33—Minneapolis, 1958-2005
- 33—Worcester, Mass., 1993-2006
- 28—Albany, N.Y., 1992-2006
- 27—Detroit, 1977-93
- 22—East Lansing, Mich., 1984-96
- 16—Madison, Wis., 1982-99
- 14—Denver, 1961-86
- 14—Grand Rapids, Mich., 1997-2005

### CHAMPIONSHIP GAMES BY CITY

- 11—Colorado Springs, Colo., 1948-69
- 7—Providence, R.I., 1965-2000
- 6—\*Boston, 1960-2004
- 5—Detroit, 1977-90
- 4—St. Paul, Minn., 1989-2002
- 3—Denver, 1961-76
- 3—Lake Placid, N.Y., 1970-88

- 3—Milwaukee, 1993-2006
- 2—Minneapolis, 1958-66
- 2—Syracuse, N.Y., 1967-71
- 2—Duluth, Minn., 1968-81
- 2—Albany, N.Y., 1992-2001

\* Does not include 1963 championship game played in Chestnut Hill, Mass.

### TOURNAMENT GAMES BY STATE

- 96—Massachusetts, 1960-2006
- 94—Michigan, 1977-2005
- 73—New York, 1959-2006
- 60—Colorado, 1948-2004
- 58—Minnesota, 1958-2005
- 38—Rhode Island, 1965-2003
- 28—Wisconsin, 1982-2006
- 11—North Dakota, 1982-2006
- 9—Maine, 1988-91
- 9—Ohio, 1978-2005

### CHAMPIONSHIP GAMES BY STATE

- 14—Colorado, 1948-76
- 10—New York, 1959-2003
- 8—Minnesota, 1958-2002
- 7—Rhode Island, 1965-2000
- 7—Massachusetts, 1960-2004
- 5—Michigan, 1977-90
- 3—Wisconsin, 1993-2006
- 2—Ohio, 1996-2005
- 1—Missouri, 1975
- 1—North Dakota, 1983
- 1—California, 1999

## Game Arenas by Site

City/State	Facility	Year	Round	No. of Games
<b>CALIFORNIA</b>				
Anaheim	Arrowhead Pond of Anaheim	1999	Frozen Four	3
<b>COLORADO</b>				
Colorado Springs	Broadmoor World Arena	1948	Frozen Four	3
"	"	1949	Frozen Four	4
"	"	1950	Frozen Four	4
"	"	1951	Frozen Four	4
"	"	1952	Frozen Four	4
"	"	1953	Frozen Four	4
"	"	1954	Frozen Four	4
"	"	1955	Frozen Four	4
"	"	1956	Frozen Four	4
"	"	1957	Frozen Four	4
"	"	1969	Semifinals and Final	3
"	"	1969	Third-Place	1
"	Cadet Ice Arena	2004	West Regional	3
Denver	Colorado Springs World Arena	1961	Frozen Four	4
"	University of Denver Arena	1964	Frozen Four	4
"	"	1976	Frozen Four	4
"	"	1986	Quarterfinals	2
<b>MAINE</b>				
Orono	Alfond Arena	1988	Quarterfinals	2
"	"	1989	Quarterfinals	3
"	"	1990	First Round	2
"	"	1991	Quarterfinals	2

City/State	Facility	Year	Round	No. of Games
<b>MASSACHUSETTS</b>				
Amherst	Mullins Center	2005	Northeast Regional	3
Boston	Boston Garden	1972	Frozen Four	4
"	"	1973	Frozen Four	4
"	"	1974	Frozen Four	4
"	FleetCenter	1998	Frozen Four	3
"	"	2004	Frozen Four	3
"	Mathews (Boston) Arena	1960	Frozen Four	4
"	"	1982	Quarterfinals	2
"	"	1988	First Round	2
"	Walter Brown Arena	1984	Quarterfinals	2
"	"	1986	Quarterfinals	2
"	"	1987	Quarterfinals	2
"	"	1990	First Round	3
"	"	1991	Quarterfinals	2
Cambridge	Bright Hockey Center	1983	Quarterfinals	2
"	"	1986	Quarterfinals	2
"	"	1987	Quarterfinals	2
"	"	1988	First Round	2
"	"	1989	Quarterfinals	2
Chestnut Hill	McHugh Forum	1963	Frozen Four	4
"	"	1985	Quarterfinals	2
"	Silvio O. Conte Forum	1989	First Round	2
"	"	1990	Quarterfinals	3
"	"	1991	First Round	2
Worcester	Worcester's Centrum Centre	1993	East Regional	4
"	"	1995	East Regional	4
"	"	1997	East Regional	4
"	"	1999	East Regional	4
"	"	2001	East Regional	4
"	"	2002	East Regional	4
"	"	2003	East Regional	3
"	DCU Center (name change)	2005	East Regional	3
"	"	2006	Northeast Regional	3
<b>MICHIGAN</b>				
Ann Arbor	Yost Ice Arena	1977	First Round	1
"	"	1991	First Round	1
"	"	1998	West Regional	4
"	"	2002	West Regional	4
"	"	2003	Midwest Regional	3
Detroit	Olympia Stadium	1977	Frozen Four	4
"	"	1979	Frozen Four	4
"	Joe Louis Arena	1985	Frozen Four	4
"	"	1987	Frozen Four	4
"	"	1990	Frozen Four	3
"	"	1992	West Regional	4
"	"	1993	West Regional	4
East Lansing	Munn Ice Arena	1984	Quarterfinals	2
"	"	1985	Quarterfinals	2
"	"	1986	Quarterfinals	2
"	"	1987	Quarterfinals	2
"	"	1989	Quarterfinals	3
"	"	1990	Quarterfinals	3
"	"	1994	West Regional	4
"	"	1996	West Regional	4
Grand Rapids	Van Andel Arena	1997	West Regional	4
"	"	2001	West Regional	4
"	"	2004	Midwest Regional	3
"	"	2004	Midwest Regional	3
Marquette	Lakeview Arena	1981	Quarterfinals	2
"	"	1989	First Round	3
"	"	1991	Quarterfinals	2
Sault Ste. Marie	Norris Ice Arena	1988	Quarterfinals	2
"	"	1989	First Round	2
"	"	1990	First Round	2
"	"	1991	Quarterfinals	3
<b>MINNESOTA</b>				
Duluth	Duluth Arena	1968	Frozen Four	4
"	"	1981	Frozen Four	4
"	"	1984	Quarterfinals	2
"	"	1985	Quarterfinals	2
Minneapolis	Williams Arena	1958	Frozen Four	4
"	"	1966	Frozen Four	4
"	"	1979	First Round	1
"	"	1980	First Round	1
"	"	1981	Quarterfinals	2
"	"	1983	Quarterfinals	2
"	Mariucci Arena I	1988	Quarterfinals	2
"	"	1989	Quarterfinals	2
"	"	1990	First Round	2
"	"	1991	First Round	3
"	Mariucci Arena II	2000	West Regional	4
"	"	2003	West Regional	3
"	"	2005	West Regional	3
St. Paul	St. Paul Civic Center	1989	Frozen Four	4
"	"	1991	Frozen Four	3
"	"	1994	Frozen Four	3
"	Xcel Energy Center	2002	Frozen Four	3

City/State	Facility	Year	Round	No. of Games
<b>MISSOURI</b>				
St. Louis	The Arena	1975	Frozen Four	4
<b>NEW HAMPSHIRE</b>				
Durham	Snively Arena	1982	Quarterfinals	2
Manchester	Verizon Wireless Arena	2004	Northeast Regional	3
<b>NEW YORK</b>				
Albany	Pepsi Arena	1992	Frozen Four	3
"	"	1994	East Regional	4
"	"	1996	East Regional	4
"	"	1998	East Regional	4
"	"	2000	East Regional	4
"	"	2001	Frozen Four	4
"	"	2004	East Regional	3
"	"	2006	East Regional	3
Buffalo	HSBC Arena	2003	Frozen Four	3
Canton	Appleton Arena	1988	Quarterfinals	2
"	"	1989	First Round	2
Hamilton	Starr Rink	1990	Quarterfinals	2
Lake Placid	Olympic Arena	1970	Frozen Four	4
"	Olympic Center	1984	Frozen Four	4
"	"	1988	Frozen Four	4
Potsdam	Walker Arena	1981	Quarterfinals	2
"	"	1991	First Round	2
Syracuse	Onondaga County War Memorial	1967	Frozen Four	4
"	"	1971	Frozen Four	4
Troy	Houston Field House	1959	Frozen Four	4
"	"	1984	Quarterfinals	2
"	"	1985	Quarterfinals	2
Utica	Utica Memorial Auditorium	1962	Frozen Four	4
<b>NORTH DAKOTA</b>				
Grand Forks	Ralph Engelstad Arena	1982	Quarterfinals	2
"	"	1983	Frozen Four	4
"	"	1987	Quarterfinals	2
"	"	2006	West Regional	3
<b>OHIO</b>				
Bowling Green	BGSU Ice Arena	1978	First Round	1
"	"	1988	First Round	2
Cincinnati	Riverfront Coliseum	1996	Frozen Four	3
Columbus	Schottenstein Center	2005	Frozen Four	3
<b>RHODE ISLAND</b>				
Providence	Meehan Auditorium	1965	Frozen Four	4
"	Schneider Arena	1978	First Round	1
"	"	1981	Quarterfinals	2
"	"	1983	Quarterfinals	2
"	Providence Civic Center	1978	Frozen Four	4
"	"	1980	Frozen Four	4
"	"	1982	Frozen Four	4
"	"	1986	Frozen Four	4
"	"	1992	East Regional	4
"	"	1995	Frozen Four	3
"	"	2000	Frozen Four	3
"	Dunkin' Donuts Center (name change)	2003	Northeast Regional	3
<b>WISCONSIN</b>				
Green Bay	Resch Center	2006	Midwest Regional	3
Madison	Dane County Coliseum	1982	Quarterfinals	2
"	"	1983	Quarterfinals	2
"	"	1988	First Round	2
"	"	1990	Quarterfinals	2
"	"	1995	West Regional	4
"	"	1999	West Regional	4
Milwaukee	Bradley Center	1993	Frozen Four	3
"	"	1997	Frozen Four	3
"	"	2006	Frozen Four	3

## Future Championship Dates and Sites

### REGIONALS 2007

#### EAST—MARCH 23-24

Blue Cross Arena, Rochester, N.Y.  
ECAC Hockey League, host

#### NORTHEAST—MARCH 24-25

Verizon Wireless Arena, Manchester, N.H.  
University of New Hampshire, host

#### MIDWEST—MARCH 23-24

Van Andel Arena, Grand Rapids, Mich.  
Western Michigan University, host

### WEST—MARCH 24-25

Pepsi Center, Denver  
University of Denver and Metro Denver Sports  
Commission, hosts

### 2008

#### EAST—MARCH 28-29

Times Union Center, Albany, N.Y.  
ECAC Hockey League and Rensselaer Polytechnic  
Institute, hosts

#### NORTHEAST—MARCH 29-30

DCU Center, Worcester, Mass.  
College of the Holy Cross, host

### MIDWEST—MARCH 29-30

Kohl Center, Madison, Wis.  
University of Wisconsin, Madison, host

### WEST—MARCH 28-29

World Arena, Colorado Springs, Colo.  
Colorado College, host

### 2009

#### EAST—MARCH 27-28

Bridgeport Arena at Harbor Yard, Bridgeport, Conn.  
Yale University and Fairfield University, hosts

**NORTHEAST—MARCH 28-29**

Verizon Wireless Arena, Manchester, N.H.  
University of New Hampshire, host

**MIDWEST—MARCH 28-29**

Van Andel Arena, Grand Rapids, Mich.  
Central Collegiate Hockey Association and Western  
Michigan University, hosts

**WEST—MARCH 27-28**

Mariucci Arena, Minneapolis  
University of Minnesota, Twin Cities, host

**2010**

**EAST—MARCH 26-27**

Times Union Center, Albany, N.Y.  
ECAC Hockey League and Rensselaer Polytechnic  
Institute, hosts

**NORTHEAST—MARCH 27-28**

DCU Center, Worcester, Mass.  
College of the Holy Cross, host

**MIDWEST—MARCH 27-28**

Site and host to be determined

**WEST—MARCH 26-27**

Site and host to be determined

**2011**

**EAST—MARCH 25-26**

Bridgeport Arena at Harbor Yard, Bridgeport, Conn.  
Yale University and Fairfield University, hosts

**NORTHEAST—MARCH 26-27**

Verizon Wireless Arena, Manchester, N.H.  
University of New Hampshire, host

**MIDWEST—MARCH 26-27**

Site and host to be determined

**WEST—MARCH 25-26**

Site and host to be determined

**FROZEN FOUR**

**2007 (60TH ANNUAL)**

**APRIL 5 AND 7**

Scottrade Center, St. Louis  
College Hockey America and the St. Louis Sports  
Commission, hosts

**2008 (61ST ANNUAL)**

**APRIL 10 AND 12**

Pepsi Center, Denver  
University of Denver and the Metro Denver Sports  
Commission, hosts

**2009 (62ND ANNUAL)**

**APRIL 9 AND 11**

MCI Center, Washington, D.C.  
U.S. Naval Academy and the Greater Washington  
Sports Alliance, hosts

**2010 (63RD ANNUAL)**

**APRIL 8 AND 10**

Ford Field, Detroit  
Central Collegiate Hockey Association and the Detroit  
Metro Sports Commission, hosts

**2011 (64TH ANNUAL)**

**APRIL 7 AND 9**

Xcel Energy Center, St. Paul, Minn.  
University of Minnesota, Twin Cities, host

**2012 (65TH ANNUAL)**

**APRIL 5 AND 7**

St. Pete Times Forum, Tampa, Fla.  
University of Alabama, Huntsville, and the Tampa Bay  
Sports Commission, hosts



Photo courtesy of Pepsi Center

*The Men's Frozen Four returns to Colorado for the first time since 1976 when the 2008 semifinals and championship game will be played at the Pepsi Center in Denver.*



# All-Time Tournament Field

---

Team Champions .....	60
Brackets.....	85



**1948 CHAMPIONSHIP GAME, March 20 at Colorado Springs, Colo.****MICHIGAN 8, DARTMOUTH 4**

Dartmouth	2	2	0	—	4
Michigan	2	2	4	—	8

**First Period:** M – Wally Gacek (Wally Grant), :50; D – Bill Riley (Bob Merriam), 4:25; M – Gacek (Grant), 10:55; D – Crawford Campbell (unassisted), 17:25.

**Penalties:** M – Ross Smith (boarding), 4:10; M – Dick Starrak (tripping), 16:00.

**Second Period:** D – Walt Crowley (B. Riley), 6:55; D – Arnie Oss (Jim Malone), 11:05; M – Grant (Gacek), 15:20; M – Gordan McMillan (Ted Greer), 16:40.

**Penalties:** D – Crowley (high-sticking), 4:00; D – Howie Richmond (tripping), 9:40; M – Grant (tripping), 10:30; M – Al Renfrew (tripping), 11:10; M – Starrak (boarding), 14:00; M – Renfrew (boarding), 14:00; D – Campbell (hooking), 15:10.

**Third Period:** M – Grant (Gacek, Greer), 1:30; M – McMillan (Renfrew), 6:15; M – Gacek (Grant, Greer), 6:20; M – Greer (Gacek), 15:14. **Penalties:** D – Bob Thayer (boarding, major), 1:31; D – Thayer (misconduct), 7:30; M – Ross Smith (boarding), 16:15; M – Leonard Brumm (charging), 18:00; D – Jack Kilmartin (slashing), 18:00.

**Shots on goal:** Dartmouth 12-9-8 – 29; Michigan 10-13-18 – 41. **Saves:** Dartmouth (Dick Desmond) 33; Michigan (John McDonald) 25. **Total Penalties:** Dartmouth 6; Michigan 8. **Officials:** Ed French, John Gustafson. **Attendance:** 2,700.



**1948 Michigan** – Front row (left to right): John McDonald, Owen McArdel, Connie Hill, Al Renfrew, Gordan McMillan, Wally Grant, Paul Malinowski. Middle row: Tom Bayless, Dick Starrak, Wally Gacek, Ross Smith, Ted Greer, head coach Vic Heyliger. Back row: Bill Jacobson, Leonard Brumm, Carl Isaacson, Clem Cossalter, Sam Stedman.

**1949 CHAMPIONSHIP GAME, March 19 at Colorado Springs, Colo.****BOSTON COLLEGE 4, DARTMOUTH 3**

Boston College	1	2	1	—	4
Dartmouth	2	0	1	—	3

**First Period:** BC – Warren Lewis (Jim Fitzgerald), 6:04; D – Walt Crowley (Arnie Oss), 10:34; D – Bill Riley (unassisted), 19:32. **Penalties:** D – Joe Riley.

**Second Period:** BC – John McIntire (Lewis, Fitzgerald), 3:43; BC – Len Ceglarski (Fran Harrington, Jack Mulhern), 13:04. **Penalties:** BC – McIntire; D – Gray.

**Third Period:** D – Al Kerivan (Crowley), 2:01; BC – Fitzgerald (Lewis), 6:47.

**Penalties:** D – Mike Thayer; BC – Mulhern; BC – Mulhern (misconduct); D – B. Riley.

**Shots on goal:** Boston College 14-17-11 – 42; Dartmouth 10-11-8 – 29. **Saves:** Boston College (Bernie Burke) 26; Dartmouth (Dick Desmond) 38. **Total Penalties:** Boston College 3; Dartmouth 4. **Officials:** Bill Cleary, Jack McKee. **Attendance:** 2,800 (estimate).



**1949 Boston College** – Kneeling: Team stickboy John Kelley Jr. Front row (left to right): Jack Mulhern, Walt Delorey, Len Ceglarski, John McIntire, Warren Lewis, Bernie Burke, Jim Fitzgerald, Giles Threadgold, Fran Harrington, John Gallagher, Ed Songin. Back row: Manager Jack Connolly, assistant coach Jack Harvey, Ed Casey, Bill Walsh, John Mahler, Fred Talbot, Frank Shellenback, Ken Ahern, Ken Dooley, Norm Dailey, trainer Larry Sullivan, head coach Snooks Kelley.

**1950 CHAMPIONSHIP GAME, March 18 at Colorado Springs, Colo.****COLORADO COL. 13, BOSTON U. 4**

Colorado Col.	0	3	10	—	13
Boston U.	1	0	3	—	4

**First Period:** BU – Ed Czarnota (Jack Garrity), 6:16. **Penalties:** BU – Bill Jurgelevich; BU – Lloyd Robinson; BU – Garrity; CC – Jim Starrak; CC – Milo Yalich; CC – Bud Eastwood.

**Second Period:** CC – Harry Whitworth (Starrak), 7:53; CC – Carl Lawrence (Tony Frasca, Cam Berry), 8:05; CC – Chris Ray (Ron Hartwell, Yalich), 14:27. **Penalties:** BU – Czarnota (major); BU – Jack Kelley; BU – Joe Folino; CC – Frasca.

**Third Period:** CC – Hartwell (unassisted), :52; CC – Ray (Whitworth), 5:26; BU – Kelley (Garrity), 6:47; CC – Whitworth (Hartwell, Ray), 9:49; CC – Ray (Whitworth), 11:20; CC – Hartwell (Ray, Whitworth), 11:34; CC – Frasca (Berry, Bill MacDonald), 13:03; CC – Berry (Frasca, MacDonald), 13:18; CC – Starrak (unassisted), 16:15; CC – Ray (unassisted), 16:39; BU – Garrity (Kelley), 18:21; CC – Frasca (Lawrence), 18:29; BU – Robert Bell (Robinson, Richard Bradley), 19:56. **Penalties:** CC – Len Maccini; CC – MacDonald.

**Shots on goal:** Colorado Col. 10-15-18 – 43; Boston U. 9-6-11 – 26. **Saves:** Colorado Col. (Roy Ikola) 22; Boston U. (Ralph Bevins) 30. **Total Penalties:** Colorado Col. 6; Boston U. 6. **Officials:** Jack McKee, John Blake. **Attendance:** 3,000.



**1950 Colorado College** – Front row (left to right): Harry Whitworth, trainer Rosie Collins, head coach Cheddy Thompson, Milo Yalich, athletics director Juan Reid, team mascot Bucky Reinking, Roy Ikola. Back row: Manager Neil Harrison, Jim Starrak, Carl Lawrence, Clark Wilder, Chris Ray, Bill MacDonald, Andy Gambucci, Tony Frasca, Ron Hartwell, Len Maccini, Bud Eastwood, Cam Berry, Burleson White, Gordon Atkinson.

**1951 CHAMPIONSHIP GAME, March 17 at Colorado Springs, Colo.**

**MICHIGAN 7, BROWN 1**



<b>Brown</b>	<b>0</b>	<b>0</b>	<b>1</b>	<b>—</b>	<b>1</b>
<b>Michigan</b>	<b>2</b>	<b>3</b>	<b>2</b>	<b>—</b>	<b>7</b>

**First Period:** M – Eddie May (Gordon Naylor, Joe Marmo), 3:49; M – Gil Burford (Alex MacLellan), 15:24. **Penalties:** M – Marmo.  
**Second Period:** M – Neil Celley (unassisted), 6:41; M – John McKennell (unassisted), 10:56; M – Al Bassey (Earl Keyes, MacLellan). **Penalties:** B – Maley 2.  
**Third Period:** B – Tony Malo (Bob Wheeler), 7:54; M – McKennell (Burford, Keyes), 11:15; M – Celley (Burford), 19:38. **Penalties:** M – Bob Heathcott.  
**Shots on goal:** Brown 5-4-11 – 20; Michigan 17-21-14 – 52. **Saves:** Brown (Don Whiston) 45; Michigan (Hal Downes) 19. **Total Penalties:** Brown 2; Michigan 2. **Officials:** Bill Cleary, Hank Frantzen. **Attendance:** 2,700.

**1951 Michigan** – Front row (left to right): Al Bassey, Earl Keyes, Joe Marmo, Alex MacLellan, Bob Heathcott. Back row: Gil Burford, Harry Stuhldreher, John McKennell, Neil Celley, Eddie May, Gordon Naylor, John Matchefts, Hal Downes, Carl Isaacson, Graham Cragg.

**1952 CHAMPIONSHIP GAME, March 15 at Colorado Springs, Colo.**

**MICHIGAN 4, COLORADO COL. 1**



<b>Michigan</b>	<b>3</b>	<b>1</b>	<b>0</b>	<b>—</b>	<b>4</b>
<b>Colorado Col.</b>	<b>0</b>	<b>1</b>	<b>0</b>	<b>—</b>	<b>1</b>

**First Period:** M – George Chin (Doug Philpott), 11:35; M – Earl Keyes (Jim Haas, Reggie Shave), 16:29; M – Philpott (unassisted), 19:07. **Penalties:** M – Shave (tripping); CC – Cameron Berry (tripping); CC – Fred Eastwood (tripping); M – Doug Mullen (holding).  
**Second Period:** CC – Berry (Dick Kennific), 5:00; M – Graham Cragg (Alex MacLellan), 10:12. **Penalties:** M – Haas (advancing puck with hand); CC – Eastwood (slashing); M – Cragg (holding); CC – Ed Robson (tripping); M – Cragg (misconduct).  
**Third Period:** **Penalties:** M – Ron Martinson (advancing puck with hand); M – John McKennell (tripping); CC – Berry (tripping); CC – Eastwood (tripping).  
**Shots on goal:** Michigan 19-16-15 – 50; Colorado Col. 10-13-9 – 32. **Saves:** Michigan (Willard Ikola) 31; Colorado Col. (Ken Kinsley) 46. **Total Penalties:** Michigan 7; Colorado Col. 6. **Officials:** Herb Gallagher, Hank Frantzen. **Attendance:** 2,500.

**1952 Michigan** – Front row (left to right): John McKennell, Earl Keyes, Tournament Queen Leslie Lockhart, Ron Martinson, George Chin, Willard Ikola, Jim Haas. Back row: Eddie May, Joe Marmo, head coach Vic Heyliger, Carl Isaacson, Bob Heathcott, Alex MacLellan, Graham Cragg, Pat Cooney, Paul Pelow, Reggie Shave, Doug Philpott, Doug Mullen, Chuck Hyman. Not pictured: John Matchefts. Tournament queen: Leslie Lockhart.

**1953 CHAMPIONSHIP GAME, March 14 at Colorado Springs, Colo.**

**MICHIGAN 7, MINNESOTA 3**



<b>Minnesota</b>	<b>2</b>	<b>0</b>	<b>1</b>	<b>—</b>	<b>3</b>
<b>Michigan</b>	<b>1</b>	<b>2</b>	<b>4</b>	<b>—</b>	<b>7</b>

**First Period:** MIC – Jim Haas (Alex MacLellan), 5:48; MIN – Dick Meredith (Ken Yackel), 8:39; MIN – Dick Dougherty (Gene Campbell), 11:34.  
**Second Period:** MIC – Doug Philpott (Reggie Shave), 6:15; MIC – Doug Mullen (George Chin, Pat Cooney), 11:08. **Penalties:** MIC – Lou Paolatto 2; MIC – Cooney; MIC – MacLellan.  
**Third Period:** MIC – John Matchefts (unassisted), 3:38; MIC – Haas (unassisted), 7:17; MIC – Philpott (Haas), 9:14; MIN – Yackel (Bob Johnson, Dougherty), 10:42; MIC – Matchefts (Philpott), 19:49. **Penalties:** MIN – Tom Wegleitner; MIN – Jim Tschida; MIC – Haas; MIC – Shave.  
**Shots on goal:** Minnesota 12-10-6 – 28; Michigan 14-11-9 – 34. **Saves:** Minnesota (Jim Mattson) 27; Michigan (Willard Ikola) 25. **Total Penalties:** Minnesota 2; Michigan 6. **Officials:** Bill Stewart, Hank Frantzen. **Attendance:** 2,700.

**1953 Michigan** – Back Row: Head Coach Vic Heyliger, Ron Martinson, Doug Philpott, Alex MacLellan, Reggie Shave, Earl Keyes, Jim Haas, Lou Paolatto, Trainer Carl Isaacson. Front Row: Willard Ikola, George Chin, Pat Cooney, John MacKennell, John Matchefts, Doug Mullen, Telly Mascarin, Bill Lucier.



**1954 CHAMPIONSHIP GAME, March 13 at Colorado Springs, Colo.****RENSELAEER 5, MINNESOTA 4 (OT)**

<b>Minnesota</b>	<b>0</b>	<b>2</b>	<b>2</b>	<b>0</b>	<b>—</b>	<b>4</b>
<b>Rensselaer</b>	<b>2</b>	<b>1</b>	<b>1</b>	<b>1</b>	<b>—</b>	<b>5</b>

**First Period:** R – Abbie Moore (Ambrose Mosco), 17:07; R – Frank Chiarelli (Paradise), 19:42 (pp). **Penalties:** M – Dick Meredith, 14:21; M – John Monahan, 18:21.

**Second Period:** R – Mosco (Magadini), 2:43; M – Ken Yackel (unassisted), 3:09; M – Dick Dougherty (Gene Campbell), 5:32. **Penalties:** R – Bauer, 7:39; M – George Jetty, 11:28; M – Meredith (charging), 14:17.

**Third Period:** M – John Mayasich (Dougherty), 1:29; M – Dougherty (Mayasich), 8:25; R – Moore (Chiarelli), 18:18. **Penalties:** R – Pope, 1:54; R – Paradise, 2:25. **Overtime:** R – Gordie Peterkin (Magadini), 1:34.

**Shots on goal:** Minnesota 8-14-22-0 – 44; Rensselaer 10-10-4-2 – 26. **Saves:** Minnesota (Jim Mattson) 21; Rensselaer (Bob Fox) 40. **Total Penalties:** Minnesota 4; Rensselaer 3. **Power plays:** Minnesota 0 for 3; Rensselaer 1 for 4. **Officials:** Ed Barry, Charles MacVeigh. **Attendance:** 2,800.



**1954 Rensselaer** – Bob Fox, Gordie Peterkin, Ambrose Mosco, Jim Schildneck, Frank Chiarelli, Frank Paradise, Abbie Moore, head coach Ned Harkness, Harry Williams, John Magadini, Lloyd Bauer, Erik Larson, Bruce Baum, Jim Pope, Marty Karch, assistant coach Bill Harkness.

**1955 CHAMPIONSHIP GAME, March 12 at Colorado Springs, Colo.****MICHIGAN 5, COLORADO COL. 3**

<b>Colorado Col.</b>	<b>1</b>	<b>0</b>	<b>2</b>	<b>—</b>	<b>3</b>
<b>Michigan</b>	<b>2</b>	<b>0</b>	<b>3</b>	<b>—</b>	<b>5</b>

**First Period:** M – Tom Rendall (unassisted), 2:38; CC – unknown. M – Neil Buchanan (Mike Buchanan), 19:23. **Penalties:** CC – Bunt Hubchik; M – Bernie Hanna; M – Bob Schiller 2; CC – Hal Cowan 2; M – Lorne Howes; CC – Don Wishart; M – Neil Buchanan.

**Third Period:** M – Jay Gould (unassisted), 6:18; CC – Wishart (Hubchik), 7:34; M – Jerry Karpinka (Dick Dunnigan), 8:31; CC – Clare Smith (Doug Silverberg), 17:23; M – Bill MacFarland (unassisted), 19:57 (en). **Penalties:** M – Gould; M – Schiller; CC – Hubchik; CC – C. Smith; CC – Hubchik 2; M – Karpinka; M – M. Buchanan.

**Shots on goal:** Colorado Col. 12-15-23 – 50; Michigan 9-6-11 – 26. **Saves:** Colorado Col. (Jeff Simus) 21; Michigan (Howes) 47. **Total Penalties:** Colorado Col. 8; Michigan 9. **Officials:** Bob Barry, Jim Edgeworth. **Attendance:** 2,700.



**1955 Michigan** – Front row (left to right): Head coach Vic Heyliger, Mike Buchanan, Bob Schiller, Bill MacFarland, Tom Rendall, Yves Hebert, Dick Dunnigan. Back row: Bill Lucier, Neil Buchanan, Bernie Hanna, Baden Cosby, Bob Pitts, Lorne Howes, Jay Gould, Jerry Karpinka, Carl Isaacson.

**1956 CHAMPIONSHIP GAME, March 17 at Colorado Springs, Colo.****MICHIGAN 7, MICHIGAN TECH 5**

<b>Michigan Tech</b>	<b>3</b>	<b>2</b>	<b>0</b>	<b>—</b>	<b>5</b>
<b>Michigan</b>	<b>4</b>	<b>3</b>	<b>0</b>	<b>—</b>	<b>7</b>

**First Period:** M – Ed Switzer (Neil McDonald), :23; MT – Dick Wilson (Jack McManus), 2:42; M – McDonald (Bob Schiller), 9:22; M – Don McIntosh (Tom Rendall), 10:14; MT – Pete Aubry (unassisted), 11:04; M – Schiller (McDonald), 13:11; MT – Wilson (unassisted), 19:45. **Penalties:** M – Bob Pitts (interference), 10:33; MT – Tony Cuculic (illegal check), 12:22.

**Second Period:** MT – Tom Kennedy (Wilson), 4:47; MT – Aubry (Wilson), 7:25; M – Switzer (Bernie Hanna), 7:58; M – Switzer (Dick Dunnigan), 14:28; M – McDonald (unassisted), 14:49. **Penalties:** MT – Cliff Wylie (high-sticking), 4:01; M – Switzer (illegal check), 5:29; M – Schiller (slashing), 6:58; MT – Kennedy (tripping), 7:44; MT – Ken Stenlund (elbowing), 12:43; M – Jerry Karpinka (roughing), 19:03; M – Rendall (fighting), 19:03; MT – Stenlund (fighting), 19:03.

**Shots on goal:** Michigan Tech 22-10-10 – 42; Michigan 14-14-11 – 39. **Saves:** Michigan Tech (Bob McManus) 32; Michigan (Lorne Howes) 37. **Total Penalties:** Michigan Tech 5; Michigan 5. **Officials:** Bill Stewart, Dick Noblet. **Attendance:** 2,800 (estimate).



**1956 Michigan** – Front row (left to right): Lorne Howes, Jerry Karpinka, Ed Switzer, Bill MacFarland, Neil Buchanan, Jay Gould. Back row: Mike Buchanan, Dick Brown, Bernie Hanna, Dick Dunnigan, Bob Schiller, Neil McDonald, head coach Vic Heyliger, Tom Rendall, Carl Isaacson, Don McIntosh, Wally Maxwell, Bob Pitts. Tournament Queen: Jackie LeClair.



**1957 CHAMPIONSHIP GAME, March 16 at Colorado Springs, Colo.**

**COLORADO COL. 13, MICHIGAN 6**



**1957 Colorado College** – Front row (left to right): Jerry Art, Ron Laughlin, Bunt Hubchik, Gary Hughes, Don Wishart, Bill Hay, Bob McCusker, Ike Scott, Howie Viger. Middle row: Head coach Tom Bedecki, Bob Tanner, Harry Harasyn, Gerald Capello, Ron Villeneuve, John Andrews, trainer Rosie Collins. Back row: Manager Pete Gazzola, Dick McGhee, George deRappard, Murray Dea, Harley Patterson, Bob Southwood.

Michigan	3	1	2	—	6
Colorado Col.	3	3	7	—	13

**First Period:** CC – Bob McCusker (Ike Scott, Dick McGhee), 3:15; CC – Bill Hay (McCusker), 8:04; CC – McCusker (Hay, Gerald Capello), 11:39; M – Dick Dunnigan (unassisted), 13:14; M – Neil McDonald (unassisted), 17:30; M – John Hutton (McDonald), 17:57. **Penalties:** CC – Bob Southwood; CC – Bunt Hubchik.  
**Second Period:** CC – Murray Dea (Ron Laughlin), 4:52; CC – John Andrews (Hubchik), 6:18; M – Ed Switzer (Dunnigan), 10:18; CC – Hay (McCusker, McGhee), 14:05. **Penalties:** CC – Gary Hughes; M – Bob Schiller; M – Schiller.  
**Third Period:** CC – McCusker (Dea), 1:23; CC – Harley Patterson (Harry Harasyn), 6:20; CC – Don Hersack (Hubchik, Andrews), 9:10; CC – Harasyn (Patterson), 12:59; CC – McCusker (Hay), 13:47; CC – Hersack (Hubchik), 14:53; M – Tom Rendall (Garry Starr), 15:15; CC – Don Wishart (George deRappard), 16:11; M – McDonald (Switzer), 16:36. **Penalties:** CC – McCusker; CC – Gerald Capello; M – Dunnigan; M – Rendall.  
**Shots on goal:** Michigan 10-7-11 – 28; Colorado Col. 10-17-17 – 44. **Saves:** Michigan (Ross Childs) 31; Colorado Col. (Bob Southwood) 22. **Total Penalties:** Michigan 4; Colorado Col. 5. **Officials:** Frank Bell, Mark Olson, Bill Riley. **Attendance:** 2,800.

**1958 CHAMPIONSHIP GAME, March 15 at Minneapolis**

**DENVER 6, NORTH DAKOTA 2**




**1958 Denver** – Front row (left to right): Alan Cook, Wayne Klinck, head coach Murray Armstrong, Ed Zemrau, Rodney Schneck. Middle row: Murray MacDonald, Gordon Gresswell, Bruce Walker, Con Collie, Dennis Slinn. Back row: Blair Livingstone, Barry Sharp, Al Barnhill, Walt Dingwall, Murray Massier, Jim Brown, John Godfrey, John MacMillan.

North Dakota	1	0	1	—	2
Denver	0	3	3	—	6

**First Period:** ND – Ed Thomlinson (Bill Steenson), 6:21. **Penalties:** D – Jim Brown (holding); ND – Ron King (high-sticking); D – Ed Zemrau (illegal check); D – Zemrau (tripping); D – Zemrau (interference); ND – King (slashing).  
**Second Period:** D – Brown (Barry Sharp), 7:18; D – Bruce Walker (Murray Massier, Walt Dingwall), 10:39; D – Dingwall (Massier, Zemrau), 10:58. **Penalties:** ND – Bill Steenson (charging); D – Zemrau (high-sticking); ND – Reg Morelli (high-sticking); ND – Ralph Lyndon (elbowing).  
**Third Period:** ND – Joe Poole (King), 5:21; D – Massier (Wayne Klinck, Bruce Walker), 7:18; D – Sharp (Con Collie), 13:49; D – Dennis Slinn (Massier, John Godfrey), 16:17. **Penalties:** D – Godfrey (illegal check).  
**Shots on goal:** North Dakota 8-10-5 – 23; Denver 10-13-5 – 28. **Saves:** North Dakota (Bob Peabody) 22; Denver (Rodney Schneck) 21. **Total Penalties:** North Dakota 5; Denver 6. **Officials:** Walter Fitzgerald, Bob Gilray. **Attendance:** 7,878.

**1959 CHAMPIONSHIP GAME, March 14 at Troy, N.Y.**

**NORTH DAKOTA 4, MICHIGAN ST. 3 (OT)**



**1959 North Dakota** – Front row (left to right): Assistant manager Tom Neal, George Gratton, Bob Began, Joe Poole, Bill Steenson, Julian Brunetta, Stan Paschke, Bob Peabody, manager Ted Kotyk. Middle row: Ron King, Bart Larson, Ralph Lyndon, Jerry Fox, Garth Perry, Guy LaFrance, Art Miller. Back row: Head coach Bob May, Bernie Haley, Pete Gazley, Ken Wellen, Steve Thullner, Les Merrifield, Ed Thomlinson, Reg Morelli, assistant coach Barry Thornycroft. Not pictured: Jerry Walford.

North Dakota	0	3	0	1	—	4
Michigan St.	1	0	2	0	—	3

**First Period:** MS – Ed Pollesell (Tom Mustonen, Andre LaCoste), 14:38. **Penalties:** MS – Bob Armstrong (cross-checking), 8:42; MS – Ed Pollesell (slashing), 15:40; ND – Ralph Lyndon (interference), 18:32.  
**Second Period:** ND – Lyndon (Reg Morelli, Art Miller), 7:21; ND – Jerry Walford (Ron King, Bernie Haley), 8:57; ND – Stan Paschke (Lyndon), 9:37. **Penalties:** ND – Miller (tripping), 4:11; ND – Morelli (hooking), 11:19; MS – Bob Norman (cross-checking), 12:43; ND – Miller (roughing), 13:28; MS – Bruno Pollesell (roughing), 13:28; ND – Guy LaFrance (tripping), 15:29; ND – Julian Brunetta (interference), 16:47.  
**Third Period:** MS – LaCoste (Jack Roberts, Norman), 8:05; MS – Roberts (LaCoste), 16:20. **Penalties:** ND – Brunetta (high-sticking), 4:36; MS – Norman (high-sticking), 4:36; MS – E. Pollesell (tripping), 8:49; MS – Norman (high-sticking), 16:38; ND – Les Merrifield (interference), 16:38.  
**Overtime:** ND – Morelli (Miller, LaFrance), 4:18. **Penalties:** MS – Tom Mustonen (tripping), 3:01; ND – Lyndon (tripping), 3:13.  
**Shots on goal:** North Dakota 5-17-7-1 – 30; Michigan St. 6-4-13-1 – 24. **Saves:** North Dakota (George Gratton) 21; Michigan St. (Joe Selinger) 26. **Total Penalties:** North Dakota 9 for 18 minutes; Michigan St. 8 for 16 minutes. **Power plays:** North Dakota 0 for 5; Michigan St. 0 for 5. **Officials:** Bob Barry, Vince Riley. **Attendance:** 6,000.

**1960 CHAMPIONSHIP GAME, March 19 at Boston****DENVER 5, MICHIGAN TECH 3**

Michigan Tech	0	3	0	—	3
Denver	1	1	3	—	5

**First Period:** D – Jerry Walker (Bill Masterton, Con Collie), 10:51. **Penalties:** MT – Bob Hauswirth (tripping), 15:28; D – George Konik (hooking), 16:25; D – Collie (tripping), 18:51.

**Second Period:** D – Grant Munro (Max Geisthardt), 12:42; MT – Paul Coppo (John Kosiancic), 14:17 (pp); MT – Jerry Sullivan (John Pascht, Lou Angotti), 16:27; MT – Gerald Fabbro (Kosiancic, Coppo), 19:02. **Penalties:** D – John MacMillan (holding), 9:21; D – J. Walker (hooking), 13:27.

**Third Period:** D – Konik (unassisted), 2:30; D – MacMillan (Marty Howe), 18:57; D – MacMillan (J. Walker), 19:48 (en). **Penalties:** D – Murray MacDonald (illegal check), 7:24.

**Shots on goal:** Michigan Tech 6-16-6 – 28; Denver 7-9-12 – 28. **Saves:** Michigan Tech (George Cuculick) 23; Denver (George Kirkwood) 25. **Total Penalties:** Michigan Tech 1 for 2 minutes; Denver 5 for 10 minutes. **Power plays:** Michigan Tech 1 for 5; Denver 0 for 1. **Officials:** Vince Riley, Bob Gilray. **Attendance:** 3,783.



**1960 Denver** – Front row (left to right): Grant Munro, Con Collie, Murray MacDonald, Bruce Walker, George Kirkwood, John MacMillan, Ray Hamlin, Al Barnhill, Marty Howe. Back row: Head coach Murray Armstrong, Norb Kemp, Max Geisthardt, Terry Lomnes, Bill Masterton, Ken Williamson, Dick Jacob, Jerry Walker, Trent Beatty, George Konik, Paul Josephson, Paul DiNapoli.

**1961 CHAMPIONSHIP GAME, March 18 at Denver****DENVER 12, ST. LAWRENCE 2**

Denver	5	4	3	—	12
St. Lawrence	2	0	0	—	2

**First Period:** SL – John Mason (Ron Mason, Gary Corby), 1:22; D – Bill Masterton (Trent Beatty, Jerry Walker), 3:19; D – Beatty (Masterton, Grant Munro), 7:21; D – Walker (Beatty), 12:09; SL – Buster Dower (Terry Slater), 13:14; D – Jerry Duffus (Ken Williamson, Jon Art), 14:51; D – Masterton (Munro, Walker), 15:49. **Penalties:** SL – R. Mason (hooking), 8:10; D – Marty Howe (elbowing), 15:54; SL – Roland Anderson (slashing), 15:54.

**Second Period:** D – Beatty (Masterton, Walker), 5:33; D – Munro (Terry Lomnes), 6:57; D – George Konik (Paul Josephson, Jack Wilson), 11:31 (pp); D – Williamson (Art, Wilson), 17:47 (pp). **Penalties:** SL – Arlie Parker (cross-checking), 10:54; D – Wilson (tripping), 12:37; D – Wilson (tripping), 14:58; SL – Parker (checking in offensive zone), 16:50.

**Third Period:** D – Masterton (Konik), 10:46 (pp); D – Munro (Josephson), 12:15 (pp); D – Lomnes (unassisted), 16:57. **Penalties:** D – Konik (tripping); Anderson missed penalty shot), 5:13; SL – Slater (high-sticking, injury), 10:15; D – Beatty (interference), 19:54.

**Shots on goal:** Denver 20-17-13 – 50; St. Lawrence 6-8-5 – 19. **Saves:** Denver (George Kirkwood) 17; St. Lawrence (Richie Broadbelt) 38. **Total Penalties:** Denver 5 for 10 minutes; St. Lawrence 5 for 13 minutes. **Power plays:** Denver 4 for 6; St. Lawrence 0 for 4. **Officials:** Bob Gilray, Vince Reilly. **Attendance:** 5,363.



**1961 Denver** – Front row (left to right): Marty Howe, George Konik, George Kirkwood, Grant Munro, Bill Masterton, Paul Josephson. Middle row: Trent Beatty, Terry Lomnes, Marshall Johnston, head coach Murray Armstrong, Ken Williamson, Jerry Duffus, John Art, Jerry Walker. Back row: Norb Kemp, Dymetry Warnyca, Jack Wilson, Dick Jacob, Max Geisthardt, Greg Lacomby, Paul DiNapoli.



**1962 CHAMPIONSHIP GAME, March 17 at Utica, N.Y.**

**MICHIGAN TECH 7, CLARKSON 1**



**1962 Michigan Tech** – Front row (left to right): Phil McVittie, Al Merlo, Elov Seger, Jerry Sullivan, Lou Angotti, Henry Akervall, Don Hermanson, Garry Bauman. Middle row: Assistant coach Bill Lucier, Mike Draper, Pat Casey, Gary Begg, Bob Pallante, Barry Johnson, John Ivanitz, head coach John MacInnes. Back row: Student manager Tom Bliss, Al Patterson, Scott Watson, Norm Wimmer, Gene Rebellato, Bob Mikesch, athletics director Alan J. Bovard.

<b>Michigan Tech</b>	<b>3</b>	<b>0</b>	<b>4</b>	<b>—</b>	<b>7</b>
<b>Clarkson</b>	<b>1</b>	<b>0</b>	<b>0</b>	<b>—</b>	<b>1</b>

**First Period:** MT – John Ivanitz (unassisted), :38; MT – Ivanitz (Jerry Sullivan), 5:58; MT – Sullivan (Al Merlo, Gene Rebellato), 9:26; C – Joe LaPointe (Hal Pettersen), 19:42 (pp). **Penalties:** C – Bob Taylor (checking in offensive zone), 9:40; MT – Bob Pallante (elbowing), 13:33; MT – Pallante (interference), 18:35.

**Second Period:** **Penalties:** C – Corby Adams (illegal check), 1:32; MT – Merlo (slashing), 6:56; MT – Norm Wimmer (elbowing), 10:12; MT – Henry Akervall (interference), 12:04.

**Third Period:** MT – Sullivan (Ivanitz, Rebellato), :38; MT – Ivanitz (Rebellato, Sullivan), 4:53; MT – Lou Angotti (unassisted), 6:14; MT – Angotti (unassisted), 19:20. **Penalties:** MT – Elov Seger (board checking), 9:05; MT – Pallante (spearing), 10:52; MT – Rebellato (holding), 16:55; MT – Pallante (holding), 18:10; C – Frank Schmeler (tripping), 18:17.

**Shots on goal:** Michigan Tech 12-16-16 – 44; Clarkson 12-13-15 – 40. **Saves:** Michigan Tech (Garry Bauman) 39; Clarkson (Wayne Gibbons) 37. **Total Penalties:** Michigan Tech 9 for 18 minutes; Clarkson 3 for 6 minutes. **Power plays:** Michigan Tech 0 for 3; Clarkson 1 for 9. **Officials:** Eddie Barry, Bob Gilray. **Attendance:** 4,210.

**1963 CHAMPIONSHIP GAME, March 16 at Chestnut Hill, Mass.**

**NORTH DAKOTA 6, DENVER 5**



**1963 North Dakota** – Front row (left to right): Dudley Otto, Bill Selman, Dan Storsteen, Maurice Roberge, George Goodacre, Dave Merrifield, George Baland. Middle row: Head coach Barry Thorndycraft, Bob Bartlett, Jack Matheson, Bill Borlase, John Sutherland, George Chigol, Peter Stasiuk, Joe Lech. Back row: Assistant coach Bob Peters, Al McLean, Ernie Dyda, Don Ross, Arnie Steeves, Will Stirrett, Wayne Gurba, Don Stokaluk, manager Murray Olson.

<b>North Dakota</b>	<b>5</b>	<b>1</b>	<b>0</b>	<b>—</b>	<b>6</b>
<b>Denver</b>	<b>2</b>	<b>2</b>	<b>1</b>	<b>—</b>	<b>5</b>

**First Period:** ND – Don Stokaluk (Dave Merrifield, Bob Bartlett), 1:57; ND – Al McLean (Bartlett, John Sutherland), 3:11; ND – Ernie Dyda (Jack Matheson, Merrifield), 7:25 (sh); D – Greg Lacomby (Jim Kenning, Dominic Fragomeni), 12:55; D – Bob Hamill (Jack Wilson, Jon Art), 13:13; ND – Stokaluk (Maurice Roberge), 14:20; ND – Matheson (Don Ross), 15:14. **Penalties:** ND – George Goodacre (cross-checking), 6:17.

**Second Period:** ND – McLean (unassisted), 5:01 (pp); D – Lacomby (Wilson, Marshall Johnston), 7:05 (pp); D – Hamill (Bill Staub), 13:09 (pp). **Penalties:** D – Lacomby (holding), 3:15; ND – Roberge (holding), 5:17; ND – Matheson (tripping), 10:10; ND – Matheson (tripping), 12:25.

**Third Period:** D – Hamill (Doug Kowel, Johnston), 13:19. **Penalties:** D – Johnston (tripping), 3:11; ND – Bartlett (holding), 4:51; D – Kowel (interference), 6:19.

**Shots on goal:** North Dakota 15-15-9 – 39; Denver 7-8-2 – 17. **Saves:** North Dakota (Joe Lech) 12; Denver (Rudy Unis) 33. **Total Penalties:** North Dakota 5 for 10 minutes; Denver 3 for 6 minutes. **Power plays:** North Dakota 1 for 3; Denver 2 for 5. **Officials:** Andy Gambucci, Bob Gilray. **Attendance:** 4,200.

**1964 CHAMPIONSHIP GAME, March 21 at Denver****MICHIGAN 6, DENVER 3**

<b>Michigan</b>	<b>1</b>	<b>2</b>	<b>3</b>	<b>—</b>	<b>6</b>
<b>Denver</b>	<b>0</b>	<b>2</b>	<b>1</b>	<b>—</b>	<b>3</b>

**First Period:** M – Wilf Martin (Alex Hood, Tom Polonic), 17:48. **Penalties:** M – Ron Coristine (interference), 1:46; M – Roger Galipeau (slashing), 2:28; D – Dave Paderski (holding), 7:12; M – Barry MacDonald (tripping), 11:32; M – Ted Henderson (interference), 18:20.

**Second Period:** M – Mel Wakabayashi (Bob Ferguson, Gordon Wilkie), 2:19 (pp); M – Jack Cole (Wilkie), 3:22; D – Bill Staub (Andy Herrebut, Bob Lindsay), 5:34 (pp); D – Ron Livingstone (Emory Sampson, Ron Naslund), 17:24. **Penalties:** D – Sampson (charging), :32; M – Ferguson (hooking), 4:08; D – Myles Gillard (roughing), 6:55; M – Polonic (roughing), 6:55; D – Wayne Smith (interference), 19:27.

**Third Period:** M – Cole (Polonic, Wilkie), 4:08; D – Smith (Herrebut), 9:54 (pp); M – Wakabayashi (Coristine, Ferguson), 16:49; M – Hood (Polonic, Martin), 18:24. **Penalties:** M – Polonic (misconduct), 4:08; M – Ferguson (hooking), 9:30; M – Galipeau (roughing), 12:19; D – Staub (roughing), 12:19; M – MacDonald (cross-checking), 12:32; M – Galipeau (interference), 19:16.

**Shots on goal:** Michigan 7-6-16 – 29; Denver 15-10-9 – 34. **Saves:** Michigan (Bob Gray) 31; Denver (Buddy Blom) 23. **Total Penalties:** Michigan 11 for 30 minutes; Denver 5 for 10 minutes. **Power plays:** Michigan 1 for 3; Denver 2 for 9. **Officials:** Andy Gambucci, Bob Gilray. **Attendance:** 5,296.



**1964 Michigan** – Front row (left to right): Bob Gray, George Forrest, Gary Butler, Gordon Wilkie, Ron Coristine, Dave Newton, Bill Bieber. Middle row: Head coach Al Renfrew, Marty Read, Alex Hood, Bob Ferguson, Roger Galipeau, Tom Polonic, Pierre Dechaine, Len Tilebaum. Back row: Gus Crouch, Mel Wakabayashi, Jack Cole, Rick Day, Ed Henderson, Barry MacDonald, Wilf Martin.

**1965 CHAMPIONSHIP GAME, March 20 at Providence, R.I.****MICHIGAN TECH 8, BOSTON COLLEGE 2**

<b>Boston College</b>	<b>0</b>	<b>1</b>	<b>1</b>	<b>—</b>	<b>2</b>
<b>Michigan Tech</b>	<b>3</b>	<b>4</b>	<b>1</b>	<b>—</b>	<b>8</b>

**First Period:** MT – Gary Milroy (Wayne Weller), 7:28; MT – Weller (Al Holm, Milroy), 13:12; MT – Bob Wilson (Pete Leiman), 18:56 (pp). **Penalties:** BC – John Moylan, 6:00; MT – Terry Ryan, 6:00; MT – Colin Patterson, 8:47; MT – Ed Caterer, 10:52; BC – Woody Johnson, 16:57.

**Second Period:** MT – Patterson (Wilson), 2:13; MT – Fred Dart (Steve Yoshino, Bob Toothill), 3:37; MT – Milroy (Bruce Riutta), 14:58 (pp); BC – E.J. Breen (Ralph Toran), 17:24 (pp); MT – Weller (Milroy), 19:26. **Penalties:** BC – Frank Kearns, 4:02; MT – Dennis Huculak, 12:04; BC – Jim Mullen, 14:23; MT – Milroy, 16:06; MT – Dave Confrey, 16:31; BC – Johnson, 19:32; MT – Weller, 19:32; MT – Holm, 19:32.

**Third Period:** BC – Mullen (Phil Dyer, John Cunniff), 6:02; MT – Wilson (unassisted), 17:58. **Penalties:** BC – Toran, 2:08; MT – Huculak, 10:47; BC – Kearns, 10:47; MT – Ryan, 14:17.

**Shots on goal:** Boston College 5-11-11 – 27; Michigan Tech 10-14-11 – 35. **Saves:** Boston College (Pat Murphy) 27; Michigan Tech (Tony Esposito) 25. **Total Penalties:** Boston College 7 for 14 minutes; Michigan Tech 10 for 20 minutes. **Power plays:** Boston College 1 for 7; Michigan Tech 2 for 4. **Officials:** Bob Barry, Andy Gambucci. **Attendance:** 2,600.



**1965 Michigan Tech** – Front row (left to right): Rick Best, Bruce Riutta, Terry Ryan, Pete Leiman, Al Holm, Rick Yeo, Dennis Huculak, Fred Dart, Tony Esposito. Middle row: Student manager Wallace Reid, Gary Milroy, Bob Wilson, Bob Toothill, Bob Brooks, Tom Steele, Roy Heino, Wayne Weller, head coach John MacInnes. Back row: Dave Confrey, Colin Patterson, Mike Gorman, Joe Galetto, Ed Caterer, Steve Yoshino.

**1966 CHAMPIONSHIP GAME, March 19 at Minneapolis****MICHIGAN ST. 6, CLARKSON 1**

<b>Michigan St.</b>	<b>1</b>	<b>1</b>	<b>4</b>	<b>—</b>	<b>6</b>
<b>Clarkson</b>	<b>1</b>	<b>0</b>	<b>0</b>	<b>—</b>	<b>1</b>

**First Period:** MS – Mike Coppo (Don Heaphy), 14:31 (pp); C – Andrew Hamilton (John McLennan, Tom Hurley), 17:54 (pp). **Penalties:** C – Jack Levitt (interference), 7:09; C – Joe Demerski (boarding), 7:09; C – Gerry Kovolchuk (cross-checking), 13:48; MS – Tom Purdo (cross-checking), 16:06; C – Brian Dooling (misconduct, shooting puck after whistle), 16:09; MS – Heaphy (interference), 17:20; C – Levitt (illegal checking), 18:14.

**Second Period:** MS – Bob Brawley (Brian McAndrew, Heaphy), 14:31. **Penalties:** C – Tom Hurley (tripping), 4:47; MS – Mike Coppo (tripping), 5:44; MS – Dick Bois (hooking), 8:43; C – Hamilton (roughing), 13:16; MS – Doug Volmar (roughing), 13:16; C – John McLennan (hooking), 14:42; MS – Bois (cross-checking), 17:58.

**Third Period:** MS – Coppo (Bill Faunt), :17; MS – Bob Fallat (McAndrew), 3:38; MS – Volmar (Faunt), 12:12; MS – Faunt (unassisted), 19:32 (pp). **Penalties:** C – Harry Dunn (interference), 1:35; C – Levitt (slashing), 7:23; C – McLennan (elbowing), 7:53; C – Bench (too many men), 9:03; C – Kovolchuk (slashing), 18:11.

**Shots on goal:** Michigan St. 17-9-20 – 46; Clarkson 8-13-4 – 25. **Saves:** Michigan St. (Gaye Cooley) 24; Clarkson (Terry Yurkiewicz) 40. **Total Penalties:** Michigan St. 6 for 12 minutes; Clarkson 13 for 34 minutes. **Power plays:** Michigan St. 2 for 12; Clarkson 1 for 5. **Officials:** Andy Gambucci, Bill Cleary. **Attendance:** 3,101.



**1966 Michigan State** – Front row (left to right): Gaye Cooley, Matt Mulcahy, Don Heaphy, Jerry Fisher, Mike Coppo, Tom Purdo, Larry Roche. Middle row: Trainer Clyde Stretch, Brian McAndrew, Tom Mikkola, Mike Jacobson, Dainis Vedejs, Ron Roth, Doug Volmar, Tom Crowley, Wayne Duffett, head coach Amo Bessone. Back row: Manager Bill Smith, Dick Bois, Bill Faunt, Doug French, Nino Cristofoli, Bob Fallat, John Schuster, manager Ralph Faust.



**1967 CHAMPIONSHIP GAME, March 18 at Syracuse, N.Y.**

**CORNELL 4, BOSTON U. 1**



**1967 Cornell** – Front row (left to right): Bruce Pattison, Peter Tufford, Walt Stanowski, Doug Ferguson, Ken Dryden, Dave Ferguson, Bob Kinasewich, Mike Doran, Paul Althouse. Middle row: Head coach Ned Harkness, Harry Orr, Andy Crowley, Brian Cornell, Bob McGuinn, Murray Death, Ted Coviello, trainer Alf Ekman, assistant coach Bob McCabe. Back row: Manager Charley Boucher, Dave Quarrie, Kennedy Smith, Murray Watkinson, George Swan, manager Dick Johnson.

<b>Boston U.</b>	<b>0</b>	<b>1</b>	<b>0</b>	<b>—</b>	<b>1</b>
<b>Cornell</b>	<b>2</b>	<b>1</b>	<b>1</b>	<b>—</b>	<b>4</b>

**First Period:** C – Bob Kinasewich (Murray Death, Walt Stanowski), 1:26; C – Stanowski (Dave Ferguson, Harry Orr), 18:55 (pp). **Penalties:** C – Ted Coviello (tripping), 1:52; C – Bruce Pattison (hooking), 11:08; BU – Jack Parker (hooking), 17:40.

**Second Period:** C – Doug Ferguson (Da. Ferguson), 12:41 (pp); BU – Mike Sobeski (Jim Quinn, Fred Bassi), 12:53. **Penalties:** C – Kinasewich (leaving feet to play puck), 2:01; C – Orr (tripping), 3:38; BU – Sobeski (interference), 6:50; BU – John Cooke (charging), 12:12; C – Paul Althouse (hooking), 14:37; C – Mike Doran (cross-checking), 15:29; BU – Bassi (tripping), 17:32.

**Third Period:** C – Bob McGuinn (Coviello, Stanowski), 10:12. **Penalties:** C – Orr (spearing), 3:09; BU – Bassi (cross-checking), 8:10; C – Orr (interference), 15:27; C – Do. Ferguson (high-sticking), 17:02; C – Do. Ferguson (fighting and disqualification), 17:02; BU – Bill Riley (high-sticking), 17:02; BU – Parker (roughing), 17:02.

**Shots on goal:** Boston U. 12-16-5 – 33; Cornell 11-16-18 – 45. **Saves:** Boston U. (Wayne Ryan) 41; Cornell (Ken Dryden) 32. **Total Penalties:** Boston U. 7 for 14 minutes; Cornell 10 for 26 minutes. **Power plays:** Boston U. 0 for 9; Cornell 2 for 5. **Officials:** Giles Threadgold, Bill Cleary. **Attendance:** 6,571.

**1968 CHAMPIONSHIP GAME, March 16 at Duluth, Minn.**

**DENVER 4, NORTH DAKOTA 0**



**1968 Denver** – Front row (left to right): Gerry Powers, Bob Trembecky, Jim Wiste, Jim Shires, Cliff Koroll, Tom Miller, Frank Daly. Middle row: Trainer Gene Bradshaw, Terry Leifson, Ed Hamilton, Dale Zeman, Randy Ward, Keith Magnuson, Tim Gould, Craig Patrick, manager Tom Sampson. Back row: Tom Gilmore, Al Genovy, head coach Murray Armstrong, Gerry Jonasson, Rich Blanche, Don Thiessen.

<b>Denver</b>	<b>0</b>	<b>0</b>	<b>4</b>	<b>—</b>	<b>4</b>
<b>North Dakota</b>	<b>0</b>	<b>0</b>	<b>0</b>	<b>—</b>	<b>0</b>

**First Period:** **Penalties:** D – Tom Gilmore (tripping), 3:22; D – Dale Zeman (slashing), 9:05; ND – John Marks (interference), 13:07; ND – Gary Lyons (tripping), 14:42; D – Al Genovy (tripping), 19:05.

**Second Period:** **Penalties:** ND – Terry Abram (holding), 3:32; D – Gilmore (holding), 7:09; ND – Terry Ogden (cross-checking), 19:03.

**Third Period:** D – Bob Trembecky (Jim Wiste, Keith Magnuson), 2:44 (pp); D – Trembecky (Craig Patrick), 13:16; D – Genovy (Gilmore), 18:06; D – Gilmore (unassisted), 18:25. **Penalties:** ND – Mike Furlong (illegal check), 3:31; D – Tim Gould (slashing), 5:34; D – Magnuson (interference), 15:43.

**Shots on goal:** Denver 6-8-14 – 28; North Dakota 12-3-7 – 22. **Saves:** Denver (Gerry Powers) 22; North Dakota (Mike Curran) 24. **Total Penalties:** Denver 6 for 12 minutes; North Dakota 5 for 10 minutes. **Power plays:** Denver 1 for 5; North Dakota 0 for 6. **Officials:** Frank Larson, Andy Gambucci. **Attendance:** 5,453.

**1969 CHAMPIONSHIP GAME, March 15 at Colorado Springs, Colo.**

**DENVER 4, CORNELL 3**



**1969 Denver** – Front row (left to right): Terry Leifson, Craig Patrick, Dale Zeman, Randy Ward, Gerry Powers, Tim Gould, Keith Magnuson, Bob Trembecky, Tom Miller. Middle row: Frank Daly, Gerry Jonasson, Tom Gilmore, Al Genovy, Rich Blanche, Don Thiessen, Ed Hamilton, head coach Murray Armstrong. Back row: Trainer Gene Bradshaw, Lynn Powis, Bill Pettinger, Dan Helm, John Saville, George Morrison, manager Tom Sampson.

<b>Cornell</b>	<b>1</b>	<b>1</b>	<b>1</b>	<b>—</b>	<b>3</b>
<b>Denver</b>	<b>1</b>	<b>1</b>	<b>2</b>	<b>—</b>	<b>4</b>

**First Period:** D – Tom Gilmore (Lynn Powis, Keith Magnuson), 2:41; C – Dan Lodboa (Bruce Pattison), 14:09. **Penalties:** C – Gordon Lowe, 6:04; D – Gilmore, 11:27.

**Second Period:** D – George Morrison (Tom Miller, Magnuson), 10:25 (pp); C – Brian Cornell (Peter Tufford), 12:08. **Penalties:** C – Kevin Pettit, 3:59; D – Dale Zeman, 7:19; C – William Duthie, 7:19; C – Duthie, 9:31; D – Magnuson, 16:44.

**Third Period:** D – Bob Trembecky (Magnuson, Craig Patrick), 4:17; D – Miller (Zeman), 11:50; C – Lowe (Steve Giuliani), 18:40. **Penalties:** D – Gerry Jonasson, 13:11; C – Lodboa, 17:43; D – Zeman, 17:43.

**Shots on goal:** Cornell 12-9-15 – 36; Denver 9-9-7 – 25. **Saves:** Cornell (Ken Dryden) 21; Denver (Gerry Powers) 33. **Total Penalties:** Cornell 5 for 10 minutes; Denver 5 for 10 minutes. **Power plays:** Cornell 0 for 3; Denver 1 for 3. **Officials:** Andy Gambucci, Jack Barry. **Attendance:** 4,625.

**1970 CHAMPIONSHIP GAME, March 21 at Lake Placid, N.Y.**

**CORNELL 6, CLARKSON 4**

<b>Clarkson</b>	<b>2</b>	<b>1</b>	<b>1</b>	<b>—</b>	<b>4</b>
<b>Cornell</b>	<b>2</b>	<b>1</b>	<b>3</b>	<b>—</b>	<b>6</b>

**First Period:** CL – Luc St. Jean (Jerry Kemp, Rick Magnusson), :20; CO – Larry Fullan (Steve Giuliani), 4:22; CO – Garth Ryan (unassisted), 11:22 (pp); CL – Kemp (St. Jean, Magnusson), 17:27 (pp). **Penalties:** CL – Wayne LaChance (tripping), 9:54; CO – Dave Westner (tripping), 11:34; CO – Ryan (high-sticking), 13:16; CL – Bill O’Flaherty (high-sticking), 13:16; CO – John Hughes (high-sticking), 16:58; CO – Ron Simpson (tripping), 17:14.

**Second Period:** CL – O’Flaherty (John Halme, Al Maki), 3:14; CO – Westner (Fullan, Ryan), 13:31. **Penalties:** CL – Greg Lewis (cross-checking), 5:37; CL – Maki (tripping), 7:32; CO – Bob Aitchison (tripping), 17:50; CO – Dan Lodboa (tripping), 19:44.

**Third Period:** CO – Lodboa (Brian McCutcheon, Giuliani), 5:03 (pp); CO – Lodboa (unassisted), 7:58 (sh); CO – Lodboa (McCutcheon), 12:17; CL – Steve Warr (Kemp), 13:29. **Penalties:** CL – Warr (tripping), 4:28; CO – Westner (tripping), 6:01; CO – Gordon Lowe (cross-checking), 7:42; CO – Simpson (cross-checking), 11:56; CL – Keith Maclean (high-sticking), 11:56; CO – Hughes (tripping), 17:34.

**Shots on goal:** Clarkson 7-6-6 – 19; Cornell 17-17-12 – 46. **Saves:** Clarkson (Bruce Bullock) 40; Cornell (Brian Cropper) 15. **Total Penalties:** Clarkson 6 for 12 minutes; Cornell 10 for 20 minutes. **Power plays:** Clarkson 1 for 8; Cornell 2 for 4. **Officials:** Bill Riley, Giles Threadgold. **Attendance:** 2,000.



**1970 Cornell** – Front row (left to right): Bob Rule, Kevin Pettit, Steve Giuliani, Dick Bertrand, John Hughes, Dan Lodboa, Garth Ryan, Ian Orr, Gordie Lowe, Brian Cropper. Middle row: Head coach Ned Harkness, advisor Ellis Leonard, Jim Higgs, Bob Aitchison, Doug Stewart, Bill Perras, Bill Duthie, Mark Davis, Ron Simpson, Larry Fullan, Brian McCutcheon, assistant coach Rick Fullan, trainer Alf Ekman. Back row: Assistant manager Ken Gilstein, Ed Ambis, Dave Westner, manager Steve Gorkin, Craig Brush, assistant manager Artie Roth.

**1971 CHAMPIONSHIP GAME, March 20 at Syracuse, N.Y.**

**BOSTON U. 4, MINNESOTA 2**

<b>Minnesota</b>	<b>0</b>	<b>0</b>	<b>2</b>	<b>—</b>	<b>2</b>
<b>Boston U.</b>	<b>2</b>	<b>1</b>	<b>1</b>	<b>—</b>	<b>4</b>

**First Period:** BU – Steve Stirling (John Danby, Bob Brown), 5:32 (pp); BU – Bob Gryp (Wayne Gowing), 10:10. **Penalties:** M – Frank Sanders (charging), 5:01; BU – Bob Murray (holding), 14:18.

**Second Period:** BU – Stirling (unassisted), 9:13. **Penalties:** BU – Mike LaGarde (high-sticking), 9:32; BU – Ron Anderson (elbowing), 17:18; M – Wally Olds (interference), 19:44.

**Third Period:** M – Doug Peltier (Craig Sarnier, Bruce McIntosh), 13:07; BU – Anderson (Steve Dolloff, Brown), 17:45; M – Dean Blais (McIntosh), 19:44. **Penalties:** BU – LaGarde (holding), 11:04; BU – Murray (hooking), 18:09; M – D. Peltier (offensive check), 18:09; M – Blais (cross-checking), 19:49.

**Shots on goal:** Minnesota 13-11-8 – 32; Boston U. 12-11-9 – 32. **Saves:** Minnesota (Dennis Erickson) 28; Boston U. (Dan Brady) 30. **Total Penalties:** Minnesota 4 for 8 minutes; Boston U. 5 for 10 minutes. **Power plays:** Minnesota 0 for 4; Boston U. 1 for 3. **Officials:** Bob Barry, Frank Larson. **Attendance:** 6,017.



**1971 Boston University** – Front row (left to right): Dan Brady, John Danby, Bob Gryp, Peter Yetten, Steve Stirling, Wayne Gowing, Bruce Hatton, Bob Murray, Tim Regan. Middle row: Head coach Jack Kelley, freshman coach Bob Crocker, Steve Dolloff, Guy Burrows, Bob Brown, Ric Jordan, Mike LaGarde, Dave Warner, Bill Fenwick, John Grady, Larry Abbott, manager Saul Weiss, equipment manager Carl James. Back row: Ray Cournoyea, Peter Thornton, Stefan Brueckner, Ron Anderson, Don Cahoon, Paul Giandomenico, Olivier Prechac.

**1972 CHAMPIONSHIP GAME, March 18 at Boston**

**BOSTON U. 4, CORNELL 0**


<b>Cornell</b>	<b>0</b>	<b>0</b>	<b>0</b>	<b>—</b>	<b>0</b>
<b>Boston U.</b>	<b>1</b>	<b>1</b>	<b>2</b>	<b>—</b>	<b>4</b>

**First Period:** BU – Ron Anderson (Bob Brown, Ric Jordan), 10:42 (pp). **Penalties:** C – Gordon McCormick, 8:52; BU – Mike LaGarde, 18:13; C – Larry Fullan, 18:13.

**Second Period:** BU – Jordan (Bob Brown), 10:51 (pp). **Penalties:** C – Dave Elenbaas, 9:13; BU – Anderson, 9:44; C – Fullan, 9:44.

**Third Period:** BU – Anderson (Don Cahoon), 1:39; B – Jordan (Cahoon, Anderson), 13:13. **Penalties:** BU – Peter Thornton, 3:24.

**Shots on goal:** Cornell 14-12-13 – 39; Boston U. 8-11-13 – 32. **Saves:** Cornell (Elenbaas) 28; Boston U. (Tim Regan) 39. **Total Penalties:** Cornell 4 for 8 minutes; Boston U. 3 for 6 minutes. **Power plays:** Cornell 0 for 1; Boston U. 2 for 2. **Officials:** Bob Barry, Frank Larson. **Attendance:** 14,995.



**1972 Boston University** – Front row (left to right): Tim Regan, Paul Giandomenico, Don Cahoon, Dave Warner, Ric Jordan, Bob Murray, John Danby, Bob Gryp, Guy Burrows, Bob Brown, Mike LaGarde, Peter Thornton, Dan Brady, equipment manager Carl James. Back row: Head coach Jack Kelley, assistant coach Bob Crocker, assistant coach Jack Parker, Rick Powers, Ray Cournoyea, Steve Dolloff, Ron Anderson, Bill Flynn, Al Judge, Ray Fowle, Dave Wisener, Larry Abbott, Rick Brugman, Jim Connors, Ed Walsh, manager Chris Henes, assistant coach Andy Fila.



**1973 CHAMPIONSHIP GAME, March 17 at Boston**

**WISCONSIN 4, DENVER 2**



**1973 Wisconsin** – Front row (left to right): Assistant coach Bill Rothwell, Stan Hinkley, Billy Reay, Doug Kelso, Doug Spitzig, Bob Freker, Dick Perkins, Jim Makey, Doug McFadyen, Dave Pay, Gary Winchester, Jim Johnston, head coach Bob Johnson. Middle row: Assistant coach Bill Howard, Dennis Olmstead, Jay Rendall, Dave Arundel, Tom Machowski, Dean Talafous, John Taft, Steve Short, Don DePrez, Ernie Blackburn, Steve Alley, Ted Daley, assistant coach Jeff Rotsch. Back row: Assistant trainer Dennis Helwig, manager Tom Colby, Bob Lundeen, Rick Wineberg, Bob Shaughnessy, John Coyne, Tom Kuklinski, Norm Cherrey, Lloyd Bentley, Tim Dool, Tim Hausman, Jack Johnson, manager Bob Zimmerman.

<b>Wisconsin</b>	<b>1</b>	<b>2</b>	<b>1</b>	<b>—</b>	<b>4</b>
<b>Denver</b>	<b>1</b>	<b>1</b>	<b>0</b>	<b>—</b>	<b>2</b>

**First Period:** W – Dave Pay (Jim Johnston), 3:05; D – Jim Miller (Peter McNab, John Pearson), 13:55. **Penalties:** W – Johnston (tripping), 19:32.

**Second Period:** D – Rich Preston (McNab), :54 (pp); W – Tim Dool (Norm Cherrey, Lloyd Bentley), 4:17 (pp); W – Dean Talafous (Bob Lundeen, Don DePrez), 8:30. **Penalties:** D – Bob Young (interference), 4:01; D – McNab (holding), 13:07; W – Pay (tripping), 17:59.

**Third Period:** W – Johnston (Gary Winchester, Pay), 2:34. **Penalties:** W – Pay (holding), 14:18.

**Shots on goal:** Wisconsin 12-9-8 – 29; Denver 14-12-8 – 34. **Saves:** Wisconsin (Jim Makey) 32; Denver (Ron Grahame) 25. **Total Penalties:** Wisconsin 3 for 6 minutes; Denver 2 for 4 minutes. **Power plays:** Wisconsin 1 for 2; Denver 1 for 3. **Officials:** Paul Duffy, Medo Martinello. **Attendance:** 8,055.

**1974 CHAMPIONSHIP GAME, March 16 at Boston**

**MINNESOTA 4, MICHIGAN TECH 2**



**1974 Minnesota** – Front row (left to right): Equipment manager Dick Brown, John Matschke, John Perpich, Eric Lockwood, Brad Shelstad, Bill Moen, Cal Cossalter, John Harris, manager Dennis Cossalter. Middle row: Team physician Dr. V. George Nagobads, Brad Morrow, John Sheridan, Bruce Carlson, Doug Falls, Dick Spannbauer, Mike Phippen, Rob Harris, Les Auge, Tim Carlson, athletics director Paul Giel, head coach Herb Brooks. Back row: Tom Vannelli, Warren Miller, Tom Dahlheim, Joe Micheletti, Bill Schneider, Mike Polich, Pat Phippen, manager David Guvrovitsch.

<b>Minnesota</b>	<b>1</b>	<b>1</b>	<b>2</b>	<b>—</b>	<b>4</b>
<b>Michigan Tech</b>	<b>0</b>	<b>1</b>	<b>1</b>	<b>—</b>	<b>2</b>

**First Period:** M – John Sheridan (Warren Miller, Pat Phippen), 15:26. **Penalties:** MT – Mike Usitalo, 11:31.

**Second Period:** M – Joe Perpich (Brad Morrow, Mike Polich), 3:24; MT – George Lyle (Bob D’Alvise), 13:40. **Penalties:** MT – D’Alvise, 1:34; MT – Lyle, 1:34; M – Joe Micheletti, 1:34; M – Dick Spannbauer, 1:34; MT – Bruce Abbey, 5:14; MT – Bob Lorimer, 6:09; M – Mike Polich, 6:09; MT – Graham Wise, 10:11; MT – Lyle, 13:53; M – Doug Falls, 13:53; MT – Jim Nahrgang, 14:10.

**Third Period:** M – Rob Harris (John Matschke), 4:45; M – Phippen (Sheridan), 17:17; MT – Mike Zuke (Bill Steele, Lorne Stampler), 19:12. **Penalties:** MT – Elie Vorlicek, 6:02.

**Shots on goal:** Minnesota 17-8-14 – 39; Michigan Tech 11-10-3 – 24. **Saves:** Minnesota (Brad Shelstad) 22; Michigan Tech (Rick Quance) 35. **Total Penalties:** Minnesota 4 for 8 minutes; Michigan Tech 9 for 18 minutes. **Power plays:** Minnesota 0 for 5; Michigan Tech 0 for 0. **Officials:** Gordie Lee, Medo Martinello. **Attendance:** 7,132.

**1975 CHAMPIONSHIP GAME, March 15 at St. Louis**

**MICHIGAN TECH 6, MINNESOTA 1**



**1975 Michigan Tech** – Front row (left to right): Bruce Horsch, Jim Murray, George Lyle, Bill Steele, Bob Lorimer, Bob D’Alvise, Bruce Abbey, Jim Warden, Tom O’Connell. Middle row: Equipment supervisor Howard Martin, trainer Randy Owsley, Jeff Wilcox, Paul Jensen, Stu Younger, Steve Jensen, Mike Zuke, Jim Mayer, Pete Roberts, Doug Young, Scott Jessee, assistant coach Glen Weller, head coach John MacInnes. Back row: Kurt Helminen, Steve Bourchard, Ed Dempsey, Dana Decker, Nels Goddard, Chris Ferguson, Stu Ostlund, student manager Dale Zschoche, assistant coach Rick Yeo.

<b>Michigan Tech</b>	<b>2</b>	<b>2</b>	<b>2</b>	<b>—</b>	<b>6</b>
<b>Minnesota</b>	<b>0</b>	<b>0</b>	<b>1</b>	<b>—</b>	<b>1</b>

**First Period:** MT – Bill Steele (Doug Young, Bob D’Alvise), 11:36; MT – Mike Zuke (Steve Jensen), 18:56. **Penalties:** M – Bill Schneider (interference), 1:00; MT – George Lyle (high-sticking), 3:37; M – Joe Micheletti (high-sticking), 5:16; MT – Jim Mayer (roughing), 12:27; M – Warren Miller (roughing), 12:27; MT – Dana Decker (tripping), 15:27.

**Second Period:** MT – Lyle (S. Jensen, Stu Ostlund), 5:21; MT – Scott Jessee (Mayer, Pete Roberts), 18:40. **Penalties:** MT – Bruce Abbey (interference), :46; MT – Lyle (tripping), 8:19; M – Rob Harris (elbowing), 10:53.

**Third Period:** MT – D’Alvise (Jeff Wilcox, Steele), 1:26 (pp); MT – Lyle (Ostlund, Abbey), 6:56 (pp); M – Tom Youngmans (Pat Phippen, Les Auge), 9:49. **Penalties:** M – Micheletti (interference), :18; MT – Bob Lorimer (tripping), 3:40; M – Paul Holmgren (elbowing), 5:55; M – Miller (high-sticking), 7:10; M – Russ Anderson (holding), 7:21; MT – Mayer (hooking), 13:32; M – Mike Polich (hooking), 13:32; MT – Jim Murray (roughing), 13:32.

**Shots on goal:** Michigan Tech 9-5-11 – 25; Minnesota 7-9-7 – 23. **Saves:** Michigan Tech (Jim Warden) 22; Minnesota (Larry Thayer) 19. **Total Penalties:** Michigan Tech 8 for 16 minutes; Minnesota 9 for 18 minutes. **Power plays:** Michigan Tech 2 for 7; Minnesota 0 for 6. **Officials:** Medo Martinello, Jim Duffy. **Attendance:** 6,838.

**1976 CHAMPIONSHIP GAME, March 27 at Denver****MINNESOTA 6, MICHIGAN TECH 4**

<b>Minnesota</b>	<b>1</b>	<b>3</b>	<b>2</b>	<b>—</b>	<b>6</b>
<b>Michigan Tech</b>	<b>3</b>	<b>1</b>	<b>0</b>	<b>—</b>	<b>4</b>

**First Period:** MT – Warren Young (Dave Joelson, Ed Dempsey), 7:55; MT – W. Young (Joelson, Dana Decker), 10:36; MT – Jim Murray (Scott Jesse), 11:31; M – Tom Vannelli (Tom Younghans, Pat Phippen), 17:05 (pp). **Penalties:** MT – W. Young (slashing), 2:08; MT – Jim Mayer (roughing), 6:47; M – Joe Micheletti (tripping), 7:40; M – Bench (too many men, served by Tim Rainey), 8:27; MT – Pete Roberts (elbowing), 11:43; MT – Stu Ostlund (tripping), 13:55; MT – Jeff Wilcox (slashing), 16:28; M – Younghans (roughing), 18:57; MT – Stu Younger (roughing), 18:57.

**Second Period:** M – Micheletti (Reed Larson, Vannelli), 2:55 (pp); M – Bill Baker (Vannelli, Phippen), 10:26 (pp); M – Tom Gorence (Re. Larson), 12:47; MT – Nels Goddard (Roberts, Mike Zuke), 19:24. **Penalties:** MT – Steve Letzqus (holding), 1:11; MT – Dempsey (elbowing), 9:17; M – Micheletti (slashing), 9:59; M – Bench (too many men), 15:49.

**Third Period:** M – Phippen (Vannelli, Re. Larson), 8:37; M – Miller (Phippen, Vannelli), 19:30.

**Shots on goal:** Minnesota 8-16-11 – 35; Michigan Tech 12-3-9 – 24. **Saves:** Minnesota (Jeff Tscherne 9, Tom Mohr 11) 20; Michigan Tech (Bruce Horsch) 29.

**Total Penalties:** Minnesota 5 for 10 minutes; Michigan Tech 8 for 16 minutes.

**Power plays:** Minnesota 3 for 7; Michigan Tech 0 for 4. **Officials:** Bill Riley, Jr., Medo Martinello. **Attendance:** 5,311.



**1976 Minnesota** – Front row (left to right): Jeff Tscherne, Russ Anderson, Joe Micheletti, Tom Vannelli, Pat Phippen, Warren Miller, Tom Younghans, Bryan Fredrickson, Brad Morrow, Tom Mohr. Middle row: Steve Janaszak, Don Madson, team physician Dr. V. George Nagobads, team dentist Dr. Norman O. Holle, assistant coach Brad Buetow, head coach Herb Brooks, athletics director Paul Giel, trainer Gary Smith, manager Tim Davidson, assistant manager Adam White, Reed Larson, Tim Rainey, Mark Lambert. Back row: Ken Yackel, Bob Fish, Tom Gorence, Rob Larson, Phil Verchota, Joe Baker, Jim Boo, Tony Dorn, Bill Baker, Dan Bonk, Mark Conway, Bruce Lind.

**1977 CHAMPIONSHIP GAME, March 26 at Detroit****WISCONSIN 6, MICHIGAN 5 (OT)**

<b>Wisconsin</b>	<b>3</b>	<b>1</b>	<b>1</b>	<b>1</b>	<b>—</b>	<b>6</b>
<b>Michigan</b>	<b>1</b>	<b>1</b>	<b>3</b>	<b>0</b>	<b>—</b>	<b>5</b>

**First Period:** W – Steve Alley (Craig Norwich, Mike Eaves), 2:29 (pp); W – Dave Herbst (Norwich, Dave Lundeen), 9:27; W – Mark Johnson (Eaves, Alley), 15:12 (pp); M – Cliff Maurer (Kris Manery, Rob Palmer), 16:13 (pp). **Penalties:** M – Manery (hooking), 1:12; W – Herbst (hooking), 5:48; M – Dan Hoene (tripping), 15:01; W – Murray Johnson (elbowing), 15:21; W – Norwich (high-sticking), 19:27; M – John Waymann (high-sticking), 19:27.

**Second Period:** M – Dave Debol (Maurer, Rob Palmer), 1:33 (pp); W – Mike Meeker (Mark Johnson, Bob Suter), 2:15. **Penalties:** W – Alley (hooking), :30; Herbst (tripping), 2:54; M – Dean Turner (interference), 8:44; W – Bob Suter (elbowing), 14:44; Norwich (interference), 17:13.

**Third Period:** W – Mark Johnson (Les Grauer, Meeker), 1:10; M – Mark Miller (Debol, Doug Todd), 1:36; M – Debol (Bill Thayer), 2:14; M – Waymann (Maurer), 14:22. **Penalties:** W – Norwich (high-sticking), 1:55; M – Hoene (high-sticking), 1:55; M – John McCahill (elbowing), 5:03; W – John Taft (tripping), 8:41.

**Overtime:** W – Alley (Eaves, Tom Ulseth), :23.

**Shots on goal:** Wisconsin 11-10-8-1 – 30; Michigan 11-13-15-0 – 39. **Saves:** Wisconsin (Julian Baretta) 34; Michigan (Rick Palmer) 24. **Total Penalties:** Wisconsin 9 for 18 minutes; Michigan 6 for 12 minutes. **Power plays:** Wisconsin 2 for 4; Michigan 2 for 7. **Officials:** Medo Martinello, Deno Paniccia. **Attendance:** 14,437.




**1977 Wisconsin** – Front row (left to right): Assistant coach Grant Standbrook, Dave Lundeen, Dave Herbst, Brad Johnson, Craig Norwich, Julian Baretta, Dave McNab, Mike Dibble, Murray Johnson, George Gwozdecky, Tom Ulseth, Mark Capouch, head coach Bob Johnson. Middle row: Manager Jim Reed, assistant coach Bill Howard, Steve Ganske, Mike Meeker, John Suter, Tom Lundeen, John Taft, Clark Kavolinas, Brad Mullens, John Gregory, Ian Perrin, Lee Skille, Steve Alley, assistant coach Dick Perkins, trainer Dennis Helwig. Back row: Manager Herb Falconer, assistant coach Gary Weitz, Ron Griffin, Brian Devlin, Tim Phippen, Jim Scheid, Mark Johnson, Les Grauer, Mike Eaves, Bob Suter, Rod Romanchuk, Norm McIntosh, Dr. Bill Clancy, assistant trainer Bryant Kirk.



## 1978 CHAMPIONSHIP GAME, March 25 at Providence, R.I.

BOSTON U. 5, BOSTON COLLEGE 3



**1978 Boston University** – Front row (left to right): Bob Weis, Matt Marden, Marc Hetnik, Jack O'Callahan, Brian Durocher, Dick Lamby, John Corriveau, Bob Boileau, Jim Craig. Middle row: Assistant coach Andy Fila, assistant coach Bob Murray, assistant coach Don Cahoon, John Bethel, Tim Kimball, Bill LeBlond, Mickey Mullen, Brian O'Connor, Vince Mullins, Scott Nieland, John Melanson, Dave Silk, student manager Tony Ruvalo, head coach Jack Parker, equipment manager Carl James. Back row: Tony Meagher, Bill Cotter, Todd Johnson, Paul Miller, John Fox, Bill O'Neil, Daryl MacLeod, Mark Fidler.

<b>Boston College</b>	<b>2</b>	<b>0</b>	<b>1</b>	<b>—</b>	<b>3</b>
<b>Boston U.</b>	<b>3</b>	<b>1</b>	<b>1</b>	<b>—</b>	<b>5</b>

**First Period:** BU – Mark Fidler (Dick Lamby, Jack O'Callahan), :38 (pp); BC – Joe Mullen (Joe Augustine), 11:00; BC – Bobby Hehir (unassisted), 13:26; BU – Dave Silk (O'Callahan), 14:44 (pp); BU – Tony Meagher (Lamby), 17:24 (sh). **Penalties:** BC – Augustine (holding), :09; BU – Lamby (hooking), 2:39; BU – O'Callahan (high-sticking), 5:51; BU – Bill LeBlond (high-sticking), 9:23; BC – Mike Ewanowski (tripping), 14:26; BU – Bill O'Neill (slashing), 15:47; BU – O'Neill (high-sticking), 18:07; BC – Charlie Antetomaso (tripping), 18:43.


**Second Period:** BU – Meagher (Bob Boileau, Marc Hetnik), 7:05. **Penalties:** BC – George Amidon (tripping), 4:28; BC – Antetomaso (tripping), 8:06; BU – Lamby (hooking), 8:29; BU – LeBlond (holding), 12:56; BC – Augustine (interference), 13:53; BU – Fidler (slashing), 16:47; BC – Paul Hammer (cross-checking), 17:33; BC – Antetomaso (tripping), 18:20.

**Third Period:** BU – Fidler (Silk, Lamby), 1:01; BC – Steve Barger (Mark Switaj, Bill Kennedy), 3:30. **Penalties:** BU – John Bethel (high-sticking), 8:53; BU – John Bethel (roughing), 8:53; BC – Joe Casey (high-sticking), 8:53; BC – Joe Casey (roughing), 8:53; BU – Lamby (holding), 10:03; BC – Paul Barrett (high-sticking), 15:18.

**Shots on goal:** Boston College 8-9-14 – 31; Boston U. 13-14-9 – 36. **Saves:** Boston College (Paul Skidmore) 31; Boston U. (Jim Craig) 28. **Total Penalties:** Boston College 10 for 20 minutes; Boston U. 12 for 24 minutes. **Power plays:** Boston College 0 for 10; Boston U. 2 for 8. **Officials:** Joe Faucette, Medo Martinello. **Attendance:** 11,038.

## 1979 CHAMPIONSHIP GAME, March 24 at Detroit

MINNESOTA 4, NORTH DAKOTA 3



**1979 Minnesota** – Front row (left to right): Steve Janaszak, Rob McClanahan, Joe Baker, Phil Verchota, head coach Herb Brooks, Bill Baker, athletics director Paul Giel, Steve Christoff, Eric Strobel, Don Micheletti, Jim Jetland. Middle row: Dave Terwilliger, Mike Greeder, Jeff Teal, student trainer Jim Mulcahy, hockey trainer Mike Bell, assistant coach Brad Buetow, assistant coach John Perpich, assistant coach Mike Foley, senior manager Steve Tollund, student manager Fred Field, Mike Ramsey, Brad Doshan, Tim Harrer. Back row: Steve Ulseth, Kevin Hartzell, Brian Zins, Jay Larson, Bob Bergloff, Steve Pepper, Peter Hayek, John Meredith, Wayne Larson, Bart Larson. Not pictured: Equipment manager Buddy Kessel, team physician Dr. V. George Nagobads, team dentist Dr. Norman O. Holle.

<b>Minnesota</b>	<b>3</b>	<b>0</b>	<b>1</b>	<b>—</b>	<b>4</b>
<b>North Dakota</b>	<b>1</b>	<b>1</b>	<b>1</b>	<b>—</b>	<b>3</b>

**First Period:** M – Steve Christoff (Phil Verchota), 4:11; M – John Meredith (Eric Strobel, Steve Ulseth), 8:05; ND – Bill Himmelright (Mark Taylor, Kevin Maxwell), 17:10 (pp); M – Bill Baker (Don Micheletti, Neal Broten), 19:22. **Penalties:** M – Rob McClanahan (high-sticking), 1:53; M – Mike Ramsey (high-sticking), 5:18; M – Micheletti (hooking), 9:50; ND – Taylor (elbowing), 10:50; M – McClanahan (high-sticking), 15:23; ND – Dave Christian (high-sticking), 15:23; M – Tim Harrer (hooking), 16:04; ND – Marc Chorney (hooking), 17:20.

**Second Period:** ND – Maxwell (Cary Eades, Taylor), 18:02. **Penalties:** ND – Charles Burggraf (hooking), :25; ND – Eades (slashing), 3:33; ND – Smail (charging), 8:50.

**Third Period:** M – Broten (Christoff, Bart Larson), 2:48; ND – Chorney (Burggraf, Taylor), 9:56. **Penalties:** ND – Howard Walker (interference), 7:40.

**Shots on goal:** Minnesota 16-8-11 – 35; North Dakota 9-11-8 – 28. **Saves:** Minnesota (Steve Janaszak) 25; North Dakota (Bill Stankoven 13, Bob Iwabuchi 18) 31. **Total Penalties:** Minnesota 5 for 10 minutes; North Dakota 7 for 14 minutes. **Power plays:** Minnesota 0 for 6; North Dakota 1 for 4. **Officials:** Medo Martinello, John Ricci. **Attendance:** 7,011.

**1980 CHAMPIONSHIP GAME, March 29 at Providence, R.I.****NORTH DAKOTA 5, NORTHERN MICH. 2**

<b>Northern Mich.</b>	<b>0</b>	<b>0</b>	<b>2</b>	<b>—</b>	<b>2</b>
<b>North Dakota</b>	<b>2</b>	<b>1</b>	<b>2</b>	<b>—</b>	<b>5</b>

**First Period:** ND – Doug Smail (Phil Sykes, Mark Taylor), 9:43 (pp); ND – Smail (Sykes, Travis Dunn), 12:48. **Penalties:** ND – Smail (holding), :58; ND – Brad Cox (hooking), 5:47; NM – Mike Mielke (roughing), 8:56; NM – Greg Tignanelli (roughing), 11:59; ND – Dean Dachyshyn (roughing), 11:59; ND – Paul Chadwick (slashing), 16:49; NM – Bill Joyce (slashing), 16:49; NM – Joyce (high-sticking), 19:16. **Second Period:** ND – Smail (Sykes), 3:12. **Penalties:** NM – Keith Hanson (high-sticking), 2:45; ND – Frank Burggraf (slashing), 2:45; ND – Cox (hooking), 4:17; NM – Jeff Tascoff (elbowing), 4:17; ND – Rick Myers (roughing), 10:39; NM – Terry Houck (elbowing), 13:15; NM – Mielke (roughing), 15:14; ND – Burggraf (elbowing), 15:14; ND – Chadwick (elbowing), 18:11. **Third Period:** ND – Sykes (unassisted), 8:02; NM – Joyce (Don Waddell, Tom Laidlaw), 14:29; NM – Houck (Hanson, Jeff Pyle), 15:26; ND – Smail (Sykes, Burggraf), 18:21. **Penalties:** ND – Marc Chorney (high-sticking), 12:26. **Shots on goal:** Northern Mich. 5-5-12 – 22; North Dakota 13-20-12 – 45. **Saves:** Northern Mich. (Steve Weeks) 40; North Dakota (Darren Jensen) 20. **Total Penalties:** Northern Mich. 8 for 16 minutes; North Dakota 10 for 20 minutes. **Power plays:** Northern Mich. 0 for 5; North Dakota 1 for 3. **Officials:** Steve Dowling (referee), John Ricci (referee), Duane Markus (linesman). **Attendance:** 5,811.



**1980 North Dakota** – Front row (left to right): Darren Jensen, Rick Zaparniuk, Rick Myers, Dean Dachyshyn, Marc Chorney, Mark Taylor, Mel Donnelly, head coach Gino Gasparini, Bob Iwabuchi, Erwin Martens, Phil Sykes, Mike Neitzke, Doug Smail, Brad Cox, Pierre Lamoureux. Back row: Equipment manager Dave Kamrowski, athletic trainer A.G. Edwards, assistant coach Rick Wilson, Glen White, Troy Magnuson, Paul Chadwick, Mickey Volcan, Craig Ludwig, Gary Ganglehoff, Travis Dunn, Glen Fester, Cary Eades, Howard Walker, Conway Marvin, Frank Burggraf, Dusty Carroll, trainer Todd Jorganson, Paul Jorganson, assistant coach Jim Nelson.

**1981 CHAMPIONSHIP GAME, March 28 at Duluth, Minn.****WISCONSIN 6, MINNESOTA 3**

<b>Wisconsin</b>	<b>3</b>	<b>2</b>	<b>1</b>	<b>—</b>	<b>6</b>
<b>Minnesota</b>	<b>0</b>	<b>1</b>	<b>2</b>	<b>—</b>	<b>3</b>

**First Period:** W – Dan Gorowsky (John Newberry, Ron Vincent), 9:24; W – Newberry (Vincent, Theran Welsh), 14:49 (pp); W – Ed Lebler (Pat Ethier), 19:49. **Penalties:** W – Newberry (roughing), :28; M – Dave Jensen (roughing), :28; W – Bruce Driver (hooking), 4:14; W – Ethier (interference), 9:35; W – Brian Mullen (charging), 10:11; M – Neal Broten (cross-checking), 10:11; W – Jay McFarlane (charging), 11:58; M – Paul Butters (interference), 14:15. **Second Period:** W – Ted Pearson (Lebler, Newberry), 9:23; M – Bryan Erickson (Steve Ulseth, Mike Knoke), 12:37; W – Newberry (Scott Lecy, Vincent), 14:27 (pp). **Penalties:** W – Welsh (holding), 5:48; W – Pete Johnson (hooking), 10:31; M – Scott Bjugstad (high-sticking), 12:51; M – Mike Meadows (roughing), 15:28; M – Bob Bergloff (roughing), 16:00; W – Ethier (elbowing), 18:15. **Third Period:** M – Knoke (Jensen, Aaron Broten), :10 (pp); M – Erickson (Kevin Hartzell, A. Broten), 16:09 (pp); W – Lebler (Driver), 18:40 (en). **Penalties:** W – Pearson (hooking), 5:21; W – Todd Lecy (interference), 15:06. **Shots on goal:** Wisconsin 11-14-17 – 42; Minnesota 8-10-15 – 33. **Saves:** Wisconsin (Marc Behrend) 30; Minnesota (Paul Butters 33, Jim Jetland 3) 36. **Total Penalties:** Wisconsin 10 for 20 minutes; Minnesota 6 for 12 minutes. **Power plays:** Wisconsin 2 for 4; Minnesota 2 for 7. **Officials:** Charlie Holden (referee), John Ricci (referee), Dick Haigh (linesman). **Attendance:** 5,420.



**1981 Wisconsin** – Front row (left to right): Assistant coach Grant Standbrook, Ed Lebler, Dan Gorowsky, Scott Lecy, Marc Behrend, Terry Kleisinger, Jay McFarlane, Kip Pendleton, Jamey Gremore, Theran Welsh, Jon Morgan, Randy Keller, head coach Bob Johnson. Middle row: Administrative assistant Tom Osenton, Ron Vincent, Scott Sabo, Pat Ethier, John Johannson, Steve McKenzie, Lexi Doner, John Newberry, Tim Sager, Jeff Andringa, Ted Pearson, manager Rob Malnory, assistant coach Bill Howard. Back row: Assistant manager Mark Melby, Gramps O'Sheridan, Todd Lecy, Tom Carroll, Brad Benson, Ken Keryluk, Brian Mullen, Peter Johnson, Todd Delveaux, Ed Repins, John Dougherty, Bruce Driver, assistant trainer Jim Pluemer, trainer Dennis Helwig.

**1982 CHAMPIONSHIP GAME, March 27 at Providence, R.I.****NORTH DAKOTA 5, WISCONSIN 2**

**1982 North Dakota** – Kneeling (left to right): Jon Casey, Glen White, Troy Magnuson, Rick Zombo, Gord Sherven, Steve Palmiscno. Standing: Pierre Lamoureux, Phil Sykes, assistant coach Dean Blais, Eddie Christian, Dean Barsness, Troy Murray, Mike Stone, Craig Ludwig, Frank Burggraf, Glen Fester, Dan Brennan, Bill Whitsitt, Dusty Carroll, Cary Eades, Jim Archibald, James Patrick, Dave Donnelly, Dave Tippett, head coach Gino Gasparini, trainer A.G. Edwards. Not pictured: Darren Jensen, assistant coach Don Boyd, Kelly Smith, Arley Olson, equipment manager Dave Kamrowski, trainer Tamie Englehart.

<b>North Dakota</b>	<b>1</b>	<b>1</b>	<b>3</b>	<b>—</b>	<b>5</b>
<b>Wisconsin</b>	<b>1</b>	<b>1</b>	<b>0</b>	<b>—</b>	<b>2</b>

**First Period:** ND – Glen White (Phil Sykes, Glen Fester), 1:26; W – Ron Vincent (Tim Thomas), 3:56. **Penalties:** W – Vincent (high-sticking), 4:27; ND – Jim Archibald (roughing), 7:58; ND – Troy Murray (high-sticking), 9:02.

**Second Period:** ND – Sykes (Gord Sherven), 1:09; W – John Newberry (Ted Pearson, Pat Flatley), 5:30. **Penalties:** W – Chris Chelios (high-sticking), 6:04; ND – James Patrick (tripping), 8:33; W – Pat Ethier (slashing), 16:16; W – Terry Kleisinger (slashing, served by John Johannson), 17:05; W – Sykes (slashing, served by Steve Palmiscno), 17:05.

**Third Period:** ND – Sykes (Craig Ludwig, White), 6:27; ND – Cary Eades (Murray, Dean Dachyshyn), 10:07; ND – Sykes (White, Rick Zombo), 15:08. **Penalties:** W – Chelios (hooking), 6:40.

**Shots on goal:** North Dakota 12-10-16 – 38; Wisconsin 11-5-9 – 25. **Saves:** North Dakota (Darren Jensen) 23; Wisconsin (Kleisinger) 33. **Total Penalties:** North Dakota 4 for 8 minutes; Wisconsin 5 for 10 minutes. **Power plays:** North Dakota 0 for 4; Wisconsin 0 for 3. **Officials:** Wayne Houmiel (referee), Dennis Parrish (referee), Terry Kirby (linesman). **Attendance:** 9,272.

**1983 CHAMPIONSHIP GAME, March 26 at Grand Forks, N.D.****WISCONSIN 6, HARVARD 2**

**1983 Wisconsin** – Front row (left to right): Assistant coach Bill Howard, administrative assistant Doug Spencer, Todd Lecy, Pat Ethier, Bruce Driver, Terry Kleisinger, Marc Behrend, Gary Baxter, John Johannson, Ted Pearson, Jeff Andringa, head coach Jeff Sauer. Middle row: Assistant trainer Barb Pearson, head athletic trainer Denny Helwig, Harold Olson, Chris Chelios, Tom Carroll, Marty Wiitala, Ernie Vargas, Dave Maley, Rick Heppner, Pat Flatley, Jim Johannson, Scott Sabo, Jan-Ake Danielson, assistant manager Dan Urban, manager Rob Malnory. Top row: Mark Edwards, Jacques de Saint Phalle, Steve Tschipper, Tim Sager, Paul Houck, Eric Faust, Matt Walsh, Paul Houston, Jeff Nate, Todd Delveaux, Tom Ryan. Not pictured: Assistant coach Grant Standbrook.

<b>Wisconsin</b>	<b>1</b>	<b>1</b>	<b>4</b>	<b>—</b>	<b>6</b>
<b>Harvard</b>	<b>0</b>	<b>0</b>	<b>2</b>	<b>—</b>	<b>2</b>

**First Period:** W – Pat Flatley (Paul Houck, Bruce Driver), 7:03 (pp). **Penalties:** H – Dave Connors (tripping), 6:29; W – Houck (holding), 11:01; W – Marty Wiitala (holding), 17:38; H – Shayne Kukulowicz (high-sticking), 18:19.

**Second Period:** W – Flatley (Paul Houston, Dave Maley), 16:09. **Penalties:** H – Mark Fusco (roughing), 10:12; W – Jim Johannson (roughing), 10:12; H – Scott Fusco (hooking), 10:53; W – Jan-Ake Danielson (high-sticking), 16:50; H – Phil Falcone (hooking), 20:00.

**Third Period:** W – Houston (Maley, Flatley), 3:00; H – S. Fusco (Neil Sheehy, Kukulowicz), 8:54; W – Driver (Scott Sabo, Wiitala), 11:35; H – Kukulowicz (Sheehy), 12:22; W – Houston (Driver, Maley), 18:39 (pp); W – John Johannson (Marc Behrend), 19:21 (sh). **Penalties:** H – Grant Blair (slashing, served by Jay North), 3:42; H – Kukulowicz (slashing), 18:12; W – Tim Seger (slashing), 19:01.

**Shots on goal:** Wisconsin 14-10-13 – 37; Harvard 9-10-7 – 26. **Saves:** Wisconsin (Behrend) 24; Harvard (Blair) 31. **Total Penalties:** Wisconsin 5 for 10 minutes; Harvard 7 for 14 minutes. **Power plays:** Wisconsin 2 for 6; Harvard 0 for 4. **Officials:** Joe Faucette (referee), Dennis Parrish (referee), John Ricci (linesman). **Attendance:** 6,370 (estimate).



**1984 CHAMPIONSHIP GAME, March 24 at Lake Placid, N.Y.**

**BOWLING GREEN 5, MINN.-DULUTH 4 (4 OT)**

<b>Bowling Green</b>	<b>1</b>	<b>0</b>	<b>3</b>	<b>0</b>	<b>0</b>	<b>0</b>	<b>1</b>	<b>—</b>	<b>5</b>
<b>Minn.-Duluth</b>	<b>1</b>	<b>1</b>	<b>2</b>	<b>0</b>	<b>0</b>	<b>0</b>	<b>0</b>	<b>—</b>	<b>4</b>

**First Period:** BG – Garry Galley (Dave O'Brian), 5:58; MD – Mark Baron (Bob Lakso), 6:18. **Penalties:** BG – Dan Kane (hooking), 1:03; BG – Iain Duncan (tripping), 12:19; MD – Tom Kurvers (hooking), 12:51.

**Second Period:** MD – Bill Watson (Kurvers, Matt Christensen), 13:35 (pp). **Penalties:** BG – Wayne Wilson (tripping), 9:46; BG – Todd Fichel (tripping), 13:30; MD – Norm Maciver (slashing), 16:45.

**Third Period:** MD – Lakso (Christensen, Watson), :47; BG – Jamie Wansbrough (Galley, Dave Ellett), 4:41 (pp); MD – Tom Herzig (Brian Johnson, Jim Johnson), 11:51; BG—Peter Wilson (Mike Pikul, Dan Kane), 12:42; BG – John Samanski (V. Wilson, George Roll), 18:13. **Penalties:** MD – Baron (hooking), 3:30; MD – Kurvers (tripping), 15:00.

**First Overtime:** **Penalties:** BG – Pikul (tripping), 3:54; MD – Watson (hooking), 4:02.

**Second Overtime:** **Penalties:** MD – Bench (too many men), 2:09.

**Third Overtime:** **Penalties:** BG – Kane (cross-checking), 8:49.

**Fourth Overtime:** Gino Cavallini (Kane), 7:11. **Penalties:** MD – Bill Grillo (hooking), 1:15.

**Shots on goal:** Bowling Green 13-10-16-10-4-3-4 – 60; Minn.-Duluth 8-7-6-2-5-6-2 – 36. **Saves:** Bowling Green (Gary Kruzich) 32; Minn.-Duluth (Rick Kost) 55.

**Total Penalties:** Bowling Green 6 for 12 minutes; Minn.-Duluth 7 for 14 minutes.

**Power plays:** Bowling Green 1 for 7; Minn.-Duluth 1 for 6. **Officials:** Pierre Belanger (referee), Medo Martinello (assistant referee), Tom McCabe (linesman).

**Attendance:** 7,813.



**1984 Bowling Green** – Front row (left to right): Nick Bandescu, Perry Braun, Dave O'Brian, Mike Pikul, Wayne Wilson, Tim Hack, Peter Wilson, Garry Galley. Second row: Gary Kruzich, Scott Hoyt, Jamie Wansbrough, Eddie Powers, Gino Cavallini, Scott Bylsma, Iain Duncan, Dan Kane. Third row: George Roll, Rob Urban, Mike Natyshak, Todd Fichel, Dave Randerson, Dave Ellett, John Fish, Wayne Collins, Gary Brush. Back row: Equipment manager Dan Woods, head trainer Bill Jones, team physician Dr. Tom Wojciechowski, student trainer Mark Stoessner, student equipment manager Ken Lepper, assistant coach Terry Flanagan, head coach Jerry York, graduate assistant coach Peter Johnson, assistant coach Buddy Powers. Not pictured: John Samanski.

**1985 CHAMPIONSHIP GAME, March 30 at Detroit**

**RENSSELAER 2, PROVIDENCE 1**


<b>Providence</b>	<b>0</b>	<b>0</b>	<b>1</b>	<b>—</b>	<b>1</b>
<b>Rensselaer</b>	<b>1</b>	<b>1</b>	<b>0</b>	<b>—</b>	<b>2</b>

**First Period:** R – Neil Hernberg (Bob DiPronio, Ken Hammond), 4:29 (pp). **Penalties:** P – Mike Brill (cross-checking), 2:44; R – Maurice Mansi (tripping), 7:23; P – Gord Cruickshank (tripping), 9:07; P – Peter Taglianetti (unnecessary roughness), 11:10; R – Kraig Nienhuis (unnecessary roughness), 11:10; P – Cruickshank (holding), 16:12; P – Taglianetti (high-sticking), 18:30.

**Second Period:** R – George Servinis (unassisted), 3:49 (sh). **Penalties:** R – Mark Jooris (hooking), :38; R – Mike Sadeghpour (cross-checking), 2:06; P – Nowel Catterall (slashing), 11:05; R – Ken Hammond (holding), 15:54.

**Third Period:** P – Paul Cavallini (Tim Army, Steve Rooney), 10:00 (pp). **Penalties:** P – Rene Bouderault (slashing), 2:12; P – Catterall (delay of game), 7:39; R – John Carter (hooking), 8:33.

**Shots on goal:** Providence 8-4-10 – 22; Rensselaer 14-17-11 – 42. **Saves:** Providence (Chris Terreri) 40; Rensselaer (Daren Puppa) 21. **Total Penalties:** Providence 8 for 16 minutes; Rensselaer 6 for 12 minutes. **Power plays:** Providence 1 for 5; Rensselaer 1 for 7. **Officials:** Frank Cole (referee), Brian Hart (referee), Matt Shegos (linesman). **Attendance:** 16,282.



**1985 Rensselaer** – Front row (left to right): Daren Puppa, Mike Marcolin, Chris King, Tim Friday, Ken Hammond, head coach Mike Addesa, Mike Sadeghpour, Mike Dark, Jeff Prendergast, Pierre Langevin, Brian Jopling. Middle row: Manager Jesse Singh, trainer Tom Sheehan, Mike Poisson, Mike Robinson, Jeff Whiteside, Kraig Nienhuis, assistant coach Kevin Sullivan, assistant coach Jim Stewart, assistant coach Ken Kuzyk, assistant Bob Saunders, Tom Hussey, Adam Oates, George Servinis, John Tiano, Bob Cronin, equipment manager Jeff Galbraith, manager Mark Stanton. Back row: Terry Butryn, Marc Foland, Rick Tosto, Mike Kappel, Bob DiPronio, Trini Iturralde, David Sette-Ducati, John Carter, Mark Jooris, Maurice Mansi, Dana Nazarian, Neil Hernberg.

**1986 CHAMPIONSHIP GAME, March 29 at Providence, R.I.**

**MICHIGAN ST. 6, HARVARD 5**

<b>Harvard</b>	<b>2</b>	<b>2</b>	<b>1</b>	<b>—</b>	<b>5</b>
<b>Michigan St.</b>	<b>1</b>	<b>2</b>	<b>3</b>	<b>—</b>	<b>6</b>

**First Period:** H – Steve Armstrong (Peter Follows, Rob Ohno), 2:15; H – Allen Bourbeau (Lane MacDonald, Tim Smith), 8:10 (pp); MS – Mitch Messier (Bill Shibicky), 17:55. **Penalties:** H – MacDonald (tripping), 4:14; MS – Kevin Miller (hooking), 7:48; H – Jerry Pawloski (high-sticking), 8:49; MS – Shibicky (high-sticking), 8:49.

**Second Period:** H – Bourbeau (Tim Barakett, Pawloski), :53; MS – Jeff Parker (Miller, Tom Tilley), 6:48 (sh); H – Bourbeau (Ed Krayer, Mark Benning), 16:09 (pp); MS – Mike Donnelly (Miller, Messier), 18:30 (pp). **Penalties:** MS – Sean Clement (interference), 1:36; MS – Shibicky (elbowing), 4:58; H – Follows (high-sticking), 8:16; MS – Miller (high-sticking), 8:16; MS – Brad Hamilton (slashing), 15:38; H – Ohno (tripping), 17:27.

**Third Period:** MS – Hamilton (Messier, Shibicky), 1:06; MS – Brian McReynolds (Bruce Rendall, Parker), 2:15; H – Andy Janfaza (Nick Carone, Peter Chiarelli), 6:46; MS – Donnelly (Joe Murphy), 17:09. **Penalties:** H – MacDonald (high-sticking), 7:20; MS – Miller (high-sticking), 7:20; H – Josh Caplan (high-sticking), 9:45; MS – Rendall (high-sticking), 9:45; H – Armstrong (roughing), 9:45; MS – McReynolds (roughing), 9:45; MS – Dave Arkeilpane (too many men), 19:42.

**Shots on goal:** Harvard 6-10-4 – 20; Michigan St. 12-10-11 – 33. **Saves:** Harvard (Grant Blair) 27; Michigan St. (Bob Essensa) 15. **Total Penalties:** Harvard 7 for 14 minutes; Michigan St. 10 for 20 minutes. **Power plays:** Harvard 2 for 5; Michigan St. 1 for 2. **Officials:** Frank Cole (referee), Jim Fitzgerald (linesman), Scott Leviitt (linesman). **Attendance:** 8,341.




**1986 Michigan State** – Front row (left to right): Norm Foster, assistant coach George Gwozdecky, Bill Shibicky, Mitch Messier, Rick Fernandez, Dee Rizzo, head coach Ron Mason, Mike Donnelly, Brad Beck, Don McSween, Jeff Parker, assistant coach Terry Christensen, Bob Essensa. Middle row: Team physician Dr. John Downs, Tom Tilley, Danton Cole, Rick Tosto, Chris Luongo, Sean Clement, Dave Chiappelli, Bobby Reynolds, Kevin Miller, Dave Arkeilpane, student manager Troy Tuggle. Back row: Equipment manager Tom Magee, trainer Dave Carrier, Geir Hoff, Jim Lyceit, Mike Dyer, Bruce Rendall, Brian McReynolds, Joe Murphy, Brad Hamilton, student manager Steve Brown.



**1987 CHAMPIONSHIP GAME, March 28 at Detroit**

**NORTH DAKOTA 5, MICHIGAN ST. 3**



<b>North Dakota</b>	<b>3</b>	<b>1</b>	<b>1</b>	<b>—</b>	<b>5</b>
<b>Michigan St.</b>	<b>0</b>	<b>2</b>	<b>1</b>	<b>—</b>	<b>3</b>

**First Period:** ND – Ian Kidd (Bob Joyce), 15:07 (pp); ND – Murray Baron (Jeff Bowen, Kidd), 16:44; ND – Joyce (Kidd, Tony Hrkac), 17:02. **Penalties:** MS – Tom Tilley (hooking), 1:05; ND – Grant Paranica (holding), 7:09; MS – Brad Hamilton (tripping), 12:45; MS – Danton Cole (tripping), 13:54; ND – Tom Benson (high-sticking), 18:06.

**Second Period:** MS – Tilley (Brian McReynolds, Mitch Messier), 8:30; ND – Malcolm Parks (Scott Koberinski), 15:05; MS – Kevin Miller (unassisted), 16:56. **Penalties:** ND – Scott Dub (slashing), 3:16; MS – Hamilton (tripping), 3:57; MS – Sean Clement (hooking), 9:53; ND – Baron (cross-checking), 12:55.


**Third Period:** ND – Brent Bobyck (Russ Parent), 7:54; MS – Kip Miller (Ke. Miller), 18:34. **Penalties:** MS – Don Gibson (late hit), 12:07; ND – Lee Davidson (roughing), 12:07.

**Shots on goal:** North Dakota 8-9-6 – 23; Michigan St. 2-8-8 – 18. **Saves:** North Dakota (Ed Belfour) 15; Michigan St. (Bob Essensa) 18. **Total Penalties:** North Dakota 5 for 10 minutes; Michigan St. 6 for 12 minutes. **Power plays:** North Dakota 1 for 5; Michigan St. 0 for 4. **Officials:** Pierre Belanger (referee), Rod Christensen (linesman), Steve Piotrowski (linesman). **Attendance:** 16,632.

**1987 North Dakota –** Front row (left to right): Ed Belfour, Scott Brower, Mickey Krampotich, assistant coach Dean Blais, Perry Nakonechny, Tarek Howard, assistant coach Cary Eades, head coach Gino Gasparini, Bill Claviter, Jeff Bowen, assistant coach John Marks, Mal Parks, Greg Strome, Steve Peters. Back row: Trainer Boyd Murray, Scott Koberinski, Darryn Fossand, Ian Kidd, Mike LaMoine, Peter Pappin, Rick Forst, Scott Brickey, Grant Paranica, Gary Kaiser, Murray Baron, Bob Joyce, Steve Johnson, Scott Dub, Tony Hrkac, Lee Davidson, Tom Benson, Brent Bobyck, Russ Parent, equipment manager Dave Kamrowski.

**1988 CHAMPIONSHIP GAME, April 2 at Lake Placid, N.Y.**

**LAKE SUPERIOR ST. 4, ST. LAWRENCE 3 (OT)**



<b>Lake Superior St.</b>	<b>2</b>	<b>1</b>	<b>0</b>	<b>1</b>	<b>—</b>	<b>4</b>
<b>St. Lawrence</b>	<b>0</b>	<b>3</b>	<b>0</b>	<b>0</b>	<b>—</b>	<b>3</b>

**First Period:** LSS – Tim Harris (Doug Laprade, Dan Keczmer), 5:26; LSS – Kord Cernich (Anthony Palumbo, Mike de Carle), 16:48 (pp). **Penalties:** LSS – Karl Johnston (cross-checking), 6:40; LSS – Cernich (slashing), 8:15; LSS – Harris (roughing), 11:05; SL – Jamie Baker (holding), 15:41; SL – Lammens (high-sticking), 16:03; LSS – Pete Stauber (high-sticking), 16:03; LSS – Laprade (hooking), 17:26.

**Second Period:** SL – Doug Murray (Brian McColgan, Pete Lappin), 1:57; SL – Russ Mann (unassisted), 7:49; LSS – Cernich (de Carle, Mark Vermette), 12:19 (pp); SL – McColgan (P. Lappin, Baker), 17:24 (pp). **Penalties:** LSS – Johnston (holding), 2:30; LSS – Terry Hossack (holding), 4:36; SL – Baker (slashing), 11:25; LSS – Craig Hewson (slashing), 11:25; SL – Pete McGeough (holding), 11:37; SL – McColgan (slashing), 13:09; LSS – Jeff Jablonski (elbowing), 15:37; LSS – Harris (holding), 19:07; SL – Martyn Ball (holding), 19:07.

**Third Period:** **Penalties:** LSS – Tim Breslin (holding), :38; SL – Joe Day (hooking), 7:14; SL – Mann (holding), 15:38; LSS – Vermette (roughing), 15:38.

**Overtime:** LSS – Vermette (Hossack, Jim Dowd), 4:46.

**Shots on goal:** Lake Superior St. 8-11-14-2 – 35; St. Lawrence 20-19-6-7 – 52. **Saves:** Lake Superior St. (Bruce Hoffort) 49; St. Lawrence (Paul Cohen) 31. **Total Penalties:** Lake Superior St. 12 for 24 minutes; St. Lawrence 9 for 18 minutes. **Power plays:** Lake Superior St. 2 for 5; St. Lawrence 1 for 8. **Officials:** Frank Cole (referee), John Melanson (linesman), Brian Murphy (linesman). **Attendance:** 7,906.

**1988 Lake Superior State –** Front row (left to right): Mike Greenlay, Anthony Palumbo, Ken Martel, Mark Vermette, Terry Hossack, head coach Frank Anzalone, Craig Hewson, Rene Chapdelaine, Mike de Carle, Pete Stauber, Bruce Hoffort. Middle row: Assistant coach Jim Roque, equipment manager, Gil Somes, Jim Dowd, Jeff Jablonski, Brett Barnett, Dean Dyer, David DiVita, Tim Harris, Dan Keczmer, Tim Breslin, Brandon Reed, assistant coach Jeff Jackson. Back row: Athletic trainer Brian Toy, Doug Laprade, Kord Cernich, David Flanagan, Dominic Niro, Ed Fuss, Brian Corso, Drew Famulak, Karl Johnston, Jeff Napierala, student trainer Richard Zeppa, manager Tim Paris.

**1989 CHAMPIONSHIP GAME, April 1 at St. Paul, Minn.****HARVARD 4, MINNESOTA 3 (OT)**

Minnesota	1	1	1	0	—	3
Harvard	0	2	1	1	—	4

**First Period:** M – Jon Anderson (Ben Hankinson, Larry Olimb), 6:24. **Penalties:** H – Ed Krayser (cross-checking), 13:21; H – Nick Carone (high-sticking), 15:33; H – Kevan Melrose (holding), 17:39.

**Second Period:** H – Ted Donato (Allen Bourbeau, Lane MacDonald), 6:30 (pp); H – MacDonald (C.J. Young), 10:29; M – Jason Miller (Lance Pitlick, Tom Chorske), 13:01 (pp). **Penalties:** M – Pitlick (elbowing), :56; M – Todd Richards (holding), 5:57; M – Chorske (hooking), 7:22; H – Kevin Sneddon (hooking), 11:08; M – Chorske (interference), 17:09; H – Josh Caplan (elbowing), 18:44.

**Third Period:** H – Donato (Sneddon, Mike Vukonich), 12:53; M – Peter Hankinson (Tom Pederson, Randy Skarda), 16:34 (pp). **Penalties:** M – Pederson (roughing), :46; H – Carone (holding), 7:29; H – Bourbeau (high-sticking), 9:59; H – John Weisbrod (cross-checking), 14:46.

**Overtime:** H – Krayser (Brian McCormick), 4:16.

**Shots on goal:** Minnesota 11-9-14-2 – 36; Harvard 10-10-6-2 – 28. **Saves:** Minnesota (Robb Stauber) 24; Harvard (Chuckie Hughes) 33. **Total Penalties:** Minnesota 5 for 10 minutes; Harvard 8 for 16 minutes. **Power plays:** Minnesota 2 for 8; Harvard 1 for 5. **Officials:** Steve Piotrowski (referee), Mike O'Donnell (linesman), Mark Shegos (linesman). **Attendance:** 15,406.



**1989 Harvard** – Front row (left to right): Michael Francis, Paul Howley, Nick Carone, Scott Farden, Craig Taucher, Lane MacDonald, Allen Bourbeau, Josh Caplan, Ed Presz, Ed Krayser, Kevan Melrose, Chuckie Hughes. Middle row: Associate coach Ronn Tomassoni, manager Jason Wenglin, assistant manager Julie Rim, Allain Roy, John Murphy, Tod Hartje, Scott McCormack, Mike Vukonich, Rich DeFreitas, John Weisbrod, Brian McCormack, Greg Hess, Brian Popiel, equipment manager Chet Stone, assistant coach Kevin Hampe, head coach Bill Cleary. Back row: Ted Donato, Kevin Sneddon, Jimmy Coady, Timmy Burke, C.J. Young, Peter Ciavaglia.

**1990 CHAMPIONSHIP GAME, April 1 at Detroit****WISCONSIN 7, COLGATE 3**

Colgate	1	1	1	—	3
Wisconsin	4	2	1	—	7

**First Period:** W – John Byce (Sean Hill, Rob Andringa), 1:30 (pp); W – Byce (Rob Mendel), 3:23 (sh); C – Joel Gardner (Marc Dupere, Steve Spott), 4:58 (pp); W – Chris Tancill (Andringa, Hill), 7:33 (pp); W – Andringa (Hill, Doug Macdonald), 14:53 (pp). **Penalties:** C – Steve Poapst (high-sticking), :37; W – Rodger Sykes (interference), 3:13; C – Andrew Dickson (holding), 6:23; C – Gregg Wolf (roughing), 9:33; W – Gary Shuchuk (roughing), 9:33; C – Craig Woodcroft (hooking), 11:18; C – Bob Haddock (roughing), 13:43; C – Poapst (closing hand on puck), 14:23; C – Troy Mohns (checking from behind), 16:03; C – Jeff Weber (roughing), 16:03; W – Steve Rohlik (high-sticking), 16:03; W – Tom Sagissor (roughing), 16:03; W – Dennis Snedden (interference), 19:30.

**Second Period:** W – Snedden (Brett Kurtz, Mark Osiecki), 5:03; C – Poapst (Gardner), 9:42 (pp); W – Shuchuk (Barry Richter, Rohlik), 13:09 (pp). **Penalties:** C – Woodcroft (slashing), 2:43; W – Kurtz (roughing), 2:43; W – Mendel (roughing), 4:52; C – Shawn Lillie (roughing), 4:52; W – Chris Nelson (interference), 8:23; C – Woodcroft (hooking), 11:27; C – Weber (tripping), 16:54; C – Kelly Mills (misconduct), 16:54; C – Mills (roughing, served by Dickson), 16:54; W – Richter (roughing), 16:54; C – Woodcroft (slashing), 19:03.

**Third Period:** C – Jamie Cooke (Woodcroft, Lillie), 9:36 (pp); W – Byce (unassisted), 19:18 (en). **Penalties:** C – Spott (slashing), 1:23; W – Macdonald (slashing), 4:36; W – Kurtz (holding), 6:26; W – Mendel (interference), 7:42; C – Grant Slater (high-sticking), 10:02; W – Macdonald (high-sticking), 10:02; W – Nelson (cross-checking), 18:34; C – Dale Band (roughing), 18:34.

**Shots on goal:** Colgate 5-5-14 – 24; Wisconsin 10-7-3 – 20. **Saves:** Colgate (Dave Gagnon) 13; Wisconsin (Duane Derksen) 21. **Total Penalties:** Colgate 18 for 36 minutes; Wisconsin 14 for 28 minutes. **Power plays:** Colgate 3 for 6; Wisconsin 4 for 9. **Officials:** Steve Piotrowski (referee), Kevin Hall (linesman), Mark Shegos (linesman). **Attendance:** 12,716.



**1990 Wisconsin** – Front row (left to right): Matt Glaesman, Kurt Stahura, Mark Osiecki, Tom Sagissor, Gary Shuchuk, Duane Derksen, Steve Rohlik, Jon Michelizzi, John Byce, Chris Tancill, Rob Mendel, Kurt Gonce, David Finnegan. Middle row: Assistant coach Mike Kemp, assistant coach Bill Howard, Noel Rahn, Doug Macdonald, Barry Richter, John Parker, Jon Helgeson, Joe Harwell, Chris Nelson, Sean Hill, Matt Buss, assistant coach Peter Johnson, head coach Jeff Sauer. Back row: Trainer Mike Johnson, student trainer Chad Peterson, manager Rob Malhory, Brett Kurtz, Rodger Sykes, Jason Francisco, Don Granato, Dennis Snedden, Joe Decker, Rob Andringa, Tray Tuomie, assistant coach Ian Perrin, strength coach Jim Hynes, Harold Olson.

## 1991 CHAMPIONSHIP GAME, March 30 at St. Paul, Minn.

NORTHERN MICH. 8, BOSTON U. 7 (3 OT)



**1991 Northern Michigan** - Team members: Bill Pye, Dan Ruoho, Dave Huettl, Geoff Simpson, Brad Werenka, Phil Neururer, Steve Carpenter, Phil Soukoroff, Mike Harding, Dallas Drake, Dean Antos, Darryl Plandowski, Steve Woog, Scott Beattie, Jim Hiller, Kevin Scott, Mark Beaufait, Mark Olson, Ed Ward, Scott Smith, Dave Shyiak, Tony Szabo, Garrett MacDonald, Bryan Ganz, Jamie Welsh, Rob Kruhlak, Joe Frederick, Lou Melone. Head coach: Rick Comley. Assistant coaches: Walt Kyle, Morey Gare.

<b>Boston U.</b>	<b>3</b>	<b>0</b>	<b>4</b>	<b>0</b>	<b>0</b>	<b>0</b>	<b>—</b>	<b>7</b>
<b>Northern Mich.</b>	<b>0</b>	<b>5</b>	<b>2</b>	<b>0</b>	<b>0</b>	<b>1</b>	<b>—</b>	<b>8</b>

**First Period:** BU – Ed Ronan (David Tomlinson, Peter Ahola), 1:00; BU – David Sacco (Chris McCann, Mike Bavis), 8:24; BU – Ronan (Scott Lachance, Tomlinson), 9:26. **Penalties:** NM – Ed Ward (checking from behind), 13:25; BU – Ahola (high-sticking), 20:00.

**Second Period:** NM – Dean Antos (Brad Werenka, Scott Beattie), 1:33 (pp); NM – Mark Beaufait (Lou Melone, Phil Soukoroff), 5:24; NM – Beattie (Melone, Kevin Scott), 14:45; NM – Darryl Plandowski (Joe Frederick, Antos), 15:39; NM – Beattie (unassisted), 17:18. **Penalties:** NM – Dave Shyiak (high-sticking), 2:29; BU – Keith Tkachuk (elbowing), 2:44; BU – John Bradley (tripping, served by Tkachuk), 8:24.

**Third Period:** NM – Beattie (unassisted), 3:08; BU – Tomlinson (unassisted), 5:59; NM – Plandowski (Soukoroff, Melone), 8:24 (pp); BU – Tony Amonte (McEachern, Tkachuk), 12:24; BU – McEachern (Amonte), 14:59; BU – Sacco (Lachance, McEachern), 19:21. **Penalties:** NM – Plandowski (interference), :51; BU – Doug Friedman (charging), 6:58.

**Second Overtime:** **Penalties:** BU – Amonte (slashing), 9:31; NM – Ward (slashing), 9:31.

**Third Overtime:** NM – Plandowski (Beaufait, Antos), 1:57.

**Shots on goal:** Boston U. 11-7-15-2-5-0 – 40; Northern Mich. 7-16-12-8-3-2 – 48.


**Saves:** Boston U. (Bradley 18, Scott Cashman 22) 40; Northern Mich. (Bill Pye) 33.

**Total Penalties:** Boston U. 5 for 10 minutes; Northern Mich. 4 for 8 minutes.

**Power plays:** Boston U. 0 for 3; Northern Mich. 2 for 4. **Officials:** Matt Shegos (referee), Terry Schug (linesman), Mark Shegos (linesman). **Attendance:** 12,564.

## 1992 CHAMPIONSHIP GAME, April 4 at Albany, N.Y.

LAKE SUPERIOR ST. 5, WISCONSIN 3



**1992 Lake Superior State** – Front row (left to right): Brian Lukowski, assistant coach Ron Rolston, John Hendry, Vincent Faucher, Sandy Moger, head coach Jeff Jackson, Mark Astley, Paul Constantin, Michael Smith, assistant coach Terry Hossack, Darrin Madeley. Middle row: Assistant coach Anthony Palumbo, team physician Dr. Richard Ganzhorn, Clayton Beddoes, Jay Ness, Steven Barnes, Jim Peters, Dean Hulett, Kurt Miller, Darren Wetherill, Mike Bachusz, Blaine Lacher, student manager Paul Boyer, sports information director Scott Monaghan. Back row: Athletic trainer David Cotner, Jason Welch, Dan Angelelli, Rob Valicevic, Tim Hanley, Brad Willner, Jason Trzcinski, Brian Rolston, Mike Morin, Wayne Strachan, David Gartshore, equipment manager Gil Somes.

<b>Wisconsin</b>	<b>2</b>	<b>0</b>	<b>1</b>	<b>—</b>	<b>3</b>
<b>Lake Superior St.</b>	<b>0</b>	<b>2</b>	<b>3</b>	<b>—</b>	<b>5</b>

**First Period:** W – Jason Zent (Doug Macdonald, Barry Richter), 9:45; W – Zent (Richter), 18:58 (pp). **Penalties:** W – Mark Strobel (hooking), 5:42; W – Macdonald (slashing), 7:07; LSS – Jim Peters (hooking), 11:58; LSS – Jay Ness (slashing), 13:48; W – Dan Plante (interference), 14:25; W – Brett Kurtz (holding), 15:39; LSS – Wayne Strachan (slashing), 18:22.

**Second Period:** LSS – Paul Constantin (John Hendry, Steven Barnes), 11:40 (pp); LSS – Tim Hanley (Vincent Faucher), 19:54. **Penalties:** LSS – Peters (holding), 6:44; W – Jason Francisco (hooking), 10:00; W – Plante (hooking), 11:15; W – Francisco (holding), 14:14; W – Macdonald (slashing), 14:59; W – Macdonald (misconduct, served by Zent), 14:59; LSS – Michael Smith (boarding), 16:37; W – Kurtz (tripping), 16:37; LSS – Sandy Moger (charging), 17:03; LSS – Moger (slashing), 20:00; W – Kurtz (slashing), 20:00.

**Third Period:** LSS – Smith (unassisted), 4:16 (pp); W – Zent (Plante, Richter), 8:24 (pp); LSS – Brian Rolston (Hendry, Dean Hulett), 15:08; LSS – Ness (unassisted), 19:58 (en). **Penalties:** W – Maco Balkovec (charging), 3:21; W – Kurtz (holding), 4:16; LSS – Darren Wetherill (tripping), 7:21; LSS – Peters (interference), 9:30; LSS – Constantin (slashing), 12:45; W – Blaine Moore (elbowing), 17:00; W – Joe Harwell (misconduct), 19:58.

**Shots on goal:** Wisconsin 12-3-12 – 27; Lake Superior St. 6-19-13 – 38. **Saves:**

Wisconsin (Duane Derksen) 33; Lake Superior St. (Darrin Madeley) 24. **Total**

**Penalties:** Wisconsin 14 for 46 minutes; Lake Superior St. 10 for 20 minutes.

**Power plays:** Wisconsin 2 for 8; Lake Superior St. 2 for 11. **Officials:** Tim

McConaghy (referee), Marty Demers (linesman), Brewster Earle (linesman).

**Attendance:** 12,891.



**1993 CHAMPIONSHIP GAME, April 3 at Milwaukee****MAINE 5, LAKE SUPERIOR ST. 4**

<b>Lake Superior St.</b>	<b>1</b>	<b>3</b>	<b>0</b>	<b>—</b>	<b>4</b>
<b>Maine</b>	<b>2</b>	<b>0</b>	<b>3</b>	<b>—</b>	<b>5</b>

**First Period:** M – Patrice Tardif (Mike Latendresse), :28; M – Chris Ferraro (Chris Imes, Peter Ferraro), 7:10; LSS – Mike Bachusz (Dan Angelelli, Jay Ness), 17:02.

**Penalties:** LSS – Rob Valicevic (slashing), 10:35; M – Matt Martin (hooking), 10:35; LSS – Brian Rolston (cross-checking), 14:20; M – Jim Montgomery (roughing), 14:20; LSS – Rolston (high-sticking), 17:47.

**Second Period:** LSS – Clayton Beddoes (unassisted), 7:01 (pp); LSS – John Hendry (Beddoes), 15:46; LSS – Wayne Strachan (Dean Hulett), 18:42. **Penalties:** LSS – Hulett (tripping), 3:57; M – Eric Fenton (hooking), 6:14; M – Martin Mercier (tripping), 10:54.

**Third Period:** M – Montgomery (Paul Kariya), 4:19; M – Montgomery (Imes, Kariya), 7:40; M – Montgomery (Kariya), 8:54 (pp). **Penalties:** LSS – Tim Hanley (tripping), 8:12; LSS – Rolston (roughing), 15:57; M – Fenton (roughing), 15:57.

**Shots on goal:** Lake Superior St. 6-10-8 – 24; Maine 11-10-8 – 29. **Saves:** Lake Superior St. (Blaine Lacher) 24; Maine (Mike Dunham 12, Garth Snow 8) 20. **Total Penalties:** Lake Superior St. 6 for 12 minutes; Maine 5 for 10 minutes. **Power plays:** Lake Superior St. 1 for 2; Maine 1 for 3. **Officials:** Harry Ammian (referee), Rob Hearn (referee), Joel DuPree (linesman). **Attendance:** 17,704.



**1993 Maine** – Front row (left to right): Mike Dunham, Chris Imes, Kent Salfi, Dan Murphy, Jim Montgomery, Dave LaCouture, Eric Fenton, Martin Mer, Garth Snow. Middle row: Blair Marsh, Cal Ingraham, Justin Tomberlin, Chuck Texeira, Dave MacIsaac, Matt Martin, assistant coach Bruce Major, assistant coach Red Gendron, head coach Shawn Walsh, assistant coach Grant Standbrook, trainer Dick Young, equipment manager Pic Doucette, Jason Weinrich, Pat Tardiff, Andy Silverman, Lee Saunders, Greg Hirsch. Back row: Peter Ferraro, Brad Purdie, Paul Kariya, Mike Santonelli, Reg Cardinal, Craig Gwinn, Brad Mahoney, Jacque Rodrigue, Jamie Thompson, Tony Frenette, Michael Latendresse, Chris Ferraro, Barry Clukey.

**1994 CHAMPIONSHIP GAME, April 2 at St. Paul, Minn.****LAKE SUPERIOR ST. 9, BOSTON U. 1**


<b>Lake Superior St.</b>	<b>1</b>	<b>5</b>	<b>3</b>	<b>—</b>	<b>9</b>
<b>Boston U.</b>	<b>0</b>	<b>1</b>	<b>0</b>	<b>—</b>	<b>1</b>

**First Period:** LSS – Rob Valicevic (Kurt Miller, Gerald Tallaire), 13:40. **Penalties:** LSS – G. Tallaire (tripping), 1:19; BU – Steve Thornton (interference), 9:53; BU – Jacques Joubert (tripping), 14:34; LSS – Mike Morin (roughing), 17:14; BU – Doug Wood (roughing), 17:14.

**Second Period:** LSS – Matt Alvey (Wayne Strachan, Steven Barnes), 3:14; LSS – Miller (Valicevic, G. Tallaire), 5:07; BU – Rich Brennan (Chris O'Sullivan, Mike Pomichter), 9:40 (pp); LSS – Jay Ness (Valicevic, G. Tallaire), 14:13 (pp); LSS – Barnes (Sean Tallaire, Strachan), 17:26 (pp); LSS – S. Tallaire (Strachan, Morin), 19:17 (pp). **Penalties:** LSS – Strachan (roughing), 5:49; BU – Doug Friedman (charging), 5:49; LSS – Keith Aldridge (holding), 7:45; LSS – Miller (hooking), 10:13; BU – Jon Pratt (holding), 13:50; LSS – Morin (roughing), 14:59; BU – Dan Donato (roughing), 14:59; BU – Brennan (cross-checking), 17:21; BU – Brennan (roughing), 18:21; LSS – Valicevic (hooking), 19:45.

**Third Period:** LSS – Mike Matteucci (Clayton Beddoes), 4:40; LSS – S. Tallaire (Barnes), 12:51; LSS – Valicevic (Josh Bilben, G. Tallaire), 18:32. **Penalties:** LSS – Miller (high-sticking), 5:44; BU – Mike Grier (checking from behind), 10:49.

**Shots on goal:** Lake Superior St. 12-15-13 – 40; Boston U. 2-11-12 – 25. **Saves:** Lake Superior St. (Blaine Lacher) 24; Boston U. (Derek Herlofsky 19, J.P. McKersie 12) 31. **Total Penalties:** Lake Superior St. 8 for 16 minutes; Boston U. 9 for 18 minutes. **Power plays:** Lake Superior St. 3 for 6; Boston U. 1 for 5. **Officials:** Rob Hearn (referee), Mike Noeth (referee), Joel DuPree (linesman). **Attendance:** 15,197.




**1994 Lake Superior State** – Front row (left to right): Blaine Lacher, assistant coach Ron Rolston, Kurt Miller, Mike Morin, Jay Ness, head coach Jeff Jackson, Clayton Beddoes, Steven Barnes, Darren Wetherill, associate coach Paul Pooley, Paul Sass. Middle row: Team doctor Richard Ganzhorn, trainer Joe Susi, Dan Angelelli, Sean Tallaire, Rob Valicevic, Jason Trzcinski, Brad Willner, Mike Matteucci, Keith Aldridge, Wayne Strachan, Sean Kulick, equipment manager Gil Some, volunteer assistant coach Bruce Hoffort. Back row: Mark Palumbo, Brian Felsner, Ryan Sharpe, Chad Crumley, Dan Galameau, Matt Alvey, Scott McCabe, Josh Bilben, Gino Pulente, Mike Koiranen, Gerald Tallaire, manager Dave Gilbert.



**1995 CHAMPIONSHIP GAME, April 1 at Providence, R.I.**

**BOSTON U. 6, MAINE 2**



1995 Boston University – Front row (left to right): Shawn Ferullo, Steve Thornton, Ken Rausch, Rich Brennan, Derek Herlofsky, Jacques Joubert, Kaj Linna, Mike Prendergast, Tom Noble. Middle row: Associate head coach Blaise MacDonald, assistant coach Bill Berglund, Matt Wright, Shawn Bates, Mike Grier, Jay Pandolfo, Chris O’Sullivan, Jeff Kealty, Jon Coleman, Chris Kelleher, Bill Pierce, Bob Lachance, Doug Wood, assistant coach Mike Eruzione, head coach Jack Parker. Back row: Student manager Sharon Chung, athletic trainer Larry Venis, John Hynes, Chris Drury, Shane Johnson, Mike Sylvia, Peter Donatelli, equipment manager Mike DiMella, student manager Alex Bleckner.

<b>Maine</b>	<b>0</b>	<b>1</b>	<b>1</b>	<b>–</b>	<b>2</b>	<b>–</b>
<b>Boston U.</b>	<b>1</b>	<b>2</b>	<b>3</b>	<b>–</b>	<b>6</b>	<b>–</b>

**First Period:** BU – Steve Thornton (unassisted), 14:57 (pp). **Penalties:** BU – Mike Sylvia (high-sticking), 2:13; M – Tim Lovell (high-sticking), 2:13; BU – Shawn Bates (interference), 8:32; BU – Shane Johnson (interference), 11:26; M – Brad Mahoney (roughing), 13:50; M – Jamie Thompson (cross-checking), 16:25; BU – Chris O’Sullivan (cross-checking), 17:53.

**Second Period:** BU – O’Sullivan (Thornton, Mike Grier), 7:27; BU – Jacques Joubert (Kaj Linna, Mike Prendergast), 9:15 (pp); M – Lovell (Tony Frenette, Thompson), 14:51. **Penalties:** BU – Chris Drury (interference), 3:19; M – Dan Shermerhorn (interference), 8:42; BU – Johnson (interference), 18:20; BU – Linna (slashing), 19:44.

**Third Period:** M – Trevor Roenick (Jacque Rodrigue, Jeff Tory), :31 (pp); BU – Sylvia (Bates, Jay Pandolfo), 5:23; BU – O’Sullivan (Rich Brennan, Grier), 8:30 (pp); BU – Bob Lachance (Thornton), 18:47 (sh). **Penalties:** M – Reg Cardinal (holding), 7:41; BU – Linna (holding), 12:17; M – Jason Mansoff (holding), 15:26; BU – Joubert (elbowing), 15:26; BU – Bench (too many men, served by Ken Rausch), 16:59.

**Shots on goal:** Maine 9-5-9 – 23; Boston U. 11-14-14 – 39. **Saves:** Maine (Blair Allison) 33; Boston U. (Tom Noble) 21. **Total Penalties:** Maine 6 for 12 minutes; Boston U. 10 for 20 minutes. **Power plays:** Maine 1 for 8; Boston U. 3 for 4. **Officials:** Frank Cole (referee), Scott Leavitt (referee), Bill Jones (linesman). **Attendance:** 11,484.

**1996 CHAMPIONSHIP GAME, March 30 at Cincinnati**

**MICHIGAN 3, COLORADO COL. 2 (OT)**



1996 Michigan – Front row (left to right): Assistant coach Billy Powers, Marty Turco, Blake Sloan, John Arnold, Kevin Hilton, head coach Red Berenson, Steven Halko, Mark Sakala, Brendan Morrison, Gregg Malicke, assistant coach Mel Pearson. Middle row: Student manager Jason Botterill, Chris Frescoln, Warren Luhning, Peter Bourke, John Madden, Harold Schock, Bobby Hayes, Mike Legg, Chris Fox, Bill Muckalt, Matt Herr, student manager. Back row: Student manager Rick Bancroft, student manager Sean Ritchlin, Dale Rominski, Bubba Berenzweig, Justin Clark, Greg Crozier, Craig Assenmacher, Greg Daddario, Ian Hume, student manager Josh Richelew.

<b>Michigan</b>	<b>1</b>	<b>0</b>	<b>1</b>	<b>1</b>	<b>–</b>	<b>3</b>
<b>Colorado Col.</b>	<b>0</b>	<b>2</b>	<b>0</b>	<b>0</b>	<b>–</b>	<b>2</b>

**First Period:** M – Bill Muckalt (Brendan Morrison), 11:33. **Penalties:** CC – Bobby Needham (unsportsmanlike conduct), 5:39; M – John Madden (unsportsmanlike conduct), 5:39; CC – Darren Clark (slashing), 8:29; CC – Chad Remackel (holding), 12:05; M – Greg Crozier (holding), 12:05; M – Blake Sloan (interference), 16:27.

**Second Period:** CC – Peter Geronazzo (Colin Schmidt, Eric Rud), 3:52 (pp); CC – Schmidt (Geronazzo, Remackel), 5:37. **Penalties:** CC – Rud (holding the stick), 1:01; M – Warren Luhning (slashing), 2:51; CC – Jon Austin (boarding), 10:16; M – Luhning (holding), 11:31; M – Luhning (charging), 13:50; M – Chris Frescoln (holding), 16:49.

**Third Period:** M – Mike Legg (Steven Halko, Harold Schock), 6:54 (pp). **Penalties:** CC – T.J. Tanberg (tripping), 5:32; CC – Travis Cheyne (boarding), 7:14; M – Legg (holding after the whistle), 12:16; M – Madden (unsportsmanlike conduct), 12:16; CC – Geronazzo (hitting after the whistle), 12:16; CC – Needham (unsportsmanlike conduct), 12:16; M – Frescoln (high-sticking), 18:32; CC – Remackel (roughing), 18:32.

**Overtime:** M – Morrison (Muckalt, Crozier), 3:35. **Shots on goal:** Michigan 3-4-10-2 – 19; Colorado Col. 5-8-9-1 – 23. **Saves:** Michigan (Marty Turco) 21; Colorado Col. (Ryan Bach) 16. **Total Penalties:** Michigan 10 for 20 minutes; Colorado Col. 10 for 20 minutes. **Power plays:** Michigan 1 for 5; Colorado Col. 1 for 5. **Officials:** Frank Cole (referee), Drew Taylor (referee), Bill Jones (linesman). **Attendance:** 12,957.

**1997 CHAMPIONSHIP GAME, March 29 at Milwaukee****NORTH DAKOTA 6, BOSTON U. 4**

<b>Boston U.</b>	<b>2</b>	<b>1</b>	<b>1</b>	<b>—</b>	<b>4</b>
<b>North Dakota</b>	<b>0</b>	<b>5</b>	<b>1</b>	<b>—</b>	<b>6</b>

**First Period:** BU – Peter Donatelli (Tom Poti), 8:44; BU – Chris Drury (Poti, Albie O’Connell), 15:08 (pp). **Penalties:** ND – Jesse Bull (hooking), 2:12; BU – Bill Pierce (interference), 4:47; BU – Chris Kelleher (interference), 9:40; ND – Matt Henderson (elbowing), 13:34.

**Second Period:** ND – Curtis Murphy (Jay Panzer, Henderson), 7:06; ND – David Hoogsteen (unassisted), 8:38; ND – Henderson (unassisted), 12:35 (sh); BU – Kelleher (unassisted), 13:56 (pp); ND – Henderson (Adam Calder, Dane Litke), 15:49 (pp); ND – D. Hoogsteen (Murphy), 19:54. **Penalties:** BU – Greg Quebec (interference), 3:01; ND – Murphy (tripping), 11:44; ND – Mark Pivetz (interference), 13:12; BU – Matt Wright (interference), 15:02.

**Third Period:** BU – Jon Coleman (Kelleher, Mike Sylvania), 19:24; ND – Calder (unassisted), 19:47 (en). **Penalties:** BU – Sylvania (cross-checking), 8:02; ND – Mitch Vig (holding), 11:44; ND – Henderson (interference), 17:09.

**Shots on goal:** Boston U. 11-10-8 – 29; North Dakota 10-16-4 – 30. **Saves:** Boston U. (Michel Larocque) 24; North Dakota (Aaron Schweitzer) 25. **Total Penalties:** Boston U. 5 for 10 minutes; North Dakota 6 for 12 minutes. **Power plays:** Boston U. 2 for 6; North Dakota 1 for 5. **Officials:** Matt Shegos (referee), John Dobrzelewski (assistant referee), John LaDuke (assistant referee). **Attendance:** 17,537.



**1997 North Dakota** – Front row (left to right): Aaron Vickar, Mark Pivetz, Dane Litke, assistant coach Mark Osiecki, head coach Dean Blais, assistant coach Scott Sandelin; Kevin Hoogsteen, Ian Kallay, Mitch Vig, Toby Kvalevog. Middle row: Aaron Schweitzer, Matt Henderson, Jay Panzer, Jesse Bull, Jeff Ulmer, Tyler Rice, Adam Calder, Jason Blake, Jason Ulmer, Curtis Murphy, Tom Phillion. Back row: Athletic trainer Mark Poolman, Brad Williamson, Lee Goren, Brad DeFauw, Tim O’Connell, Joe Blake, Peter Armbrust, David Hoogsteen, equipment manager Mike Schepp.

**1998 CHAMPIONSHIP GAME, April 4 at Boston****MICHIGAN 3, BOSTON COLLEGE 2 (OT)**

<b>Michigan</b>	<b>0</b>	<b>1</b>	<b>1</b>	<b>1</b>	<b>—</b>	<b>3</b>
<b>Boston College</b>	<b>1</b>	<b>1</b>	<b>0</b>	<b>0</b>	<b>—</b>	<b>2</b>

**First Period:** BC – Kevin Caulfield (Mike Mottau), 4:19. **Penalties:** M – Bubba Berenzweig (tripping), :28; M – Scott Matzka (high-sticking), 16:31; BC – Caulfield (cross-checking), 18:36.

**Second Period:** M – Mark Kosick (Berenzweig, Greg Crozier), 7:42; BC – Mike Lephart (Jeff Farkas, Bobby Allen), 18:38 (pp). **Penalties:** BC – Jamie O’Leary (slashing), :51; BC – Ken Hemenway (cross-checking), 11:29; M – Bobby Hayes (holding), 11:29; M – Matt Herr (hitting from behind), 17:26.

**Third Period:** M – Kosick (Bill Muckalt, Chris Fox), 13:48. **Penalties:** BC – Hemenway (holding the stick), 1:58; M – Josh Langfeld (hooking), 2:44; BC – Blake Bellefeuille (hooking), 4:15; BC – O’Leary (interference), 9:55.

**Overtime:** M – Langfeld (Fox, Matzka), 17:51.

**Shots on goal:** Michigan 7-8-10-10 – 35; Boston College 11-7-9-3 – 30. **Saves:** Michigan (Marty Turco) 28; Boston College (Scott Clemmensen) 32. **Total Penalties:** Michigan 5 for 10 minutes; Boston College 6 for 12 minutes. **Power plays:** Michigan 0 for 5; Boston College 1 for 4. **Officials:** Mike Schmitt (referee), Jon Elvy (assistant referee), Randy Schmidt (assistant referee). **Attendance:** 18,276.



**1998 Michigan** – Front row (left to right): Assistant coach Mel Pearson, Marty Turco, Dale Rominski, Matt Herr, head coach Red Berenson, Bill Muckalt, Chris Fox, Gregg Malicke, assistant coach Billy Powers. Second row: Greg Daddario, Mark Kosick, Bob Gassoff, Bill Trainor, Bobby Hayes, Andrew Merrick, Sean Ritchlin, Scott Crawford, Scott Matzka, Sean Peach. Third row: Krikor Arman, Kevin Magnuson, Justin Clark, Josh Langfeld, Dave Huntzicker, Greg Crozier, Mike Van Ryn, Bubba Berenzweig, Geoff Koch. Back row: Jon Sweeney, Rick Bancroft, Ian Hume, Jeremy Thompson, Jeff Krzeszak.

**1999 CHAMPIONSHIP GAME, April 3 at Anaheim, Calif.**



**1999 Maine** – Front row (left to right): Equipment manager Peter Herrick, administrative assistant Jeanne Goss, assistant Nate Leaman, assistant coach Gene Reilly, Marcus Gustafsson, David Cullen, Steve Kariya, Jason Vitorino, Bobby Stewart, assistant coach Grant Standbrook, head coach Shawn Walsh, office assistant Sara Dubay, trainer Paul Culina, media relations director David Lang. Middle row: Mike Morrison, Matt Yeats, Cory Larose, Anders Lundback, Barrett Heisten, Eddie Wood, Eric Turgeon, Robert Ek, A.J. Begg, Doug Janik, Ben Guite, Magnus Lundback, Matthias Trattnig, Peter Metcalf, Alfie Michaud. Back row: Brendan Walsh, Niko Dimitrakos, Tuomo Jaaskelainen, Troy Kahler, Jim Leger, Ed Boudreau, Gary Shaneberger, Kevin Clauson, Dan Kerluke, Adam Tate, Tom Reimann.

**MAINE 3, NEW HAMPSHIRE 2 (OT)**

Maine	1	1	0	1	—	3
New Hampshire	0	1	1	0	—	2

**First Period:** M – Ben Guite (Jason Vitorino, Dan Kerluke), 15:47 (pp). **Penalties:** NH – Darren Haydar (roughing), :40; M – Barrett Heisten (tripping), 2:42; M – Robert Ek (roughing), 9:39; NH – Christian Bragnalo (boarding), 10:34; NH – Mike Souza (cross-checking), 11:13; M – Vitorino (interference), 13:30; NH – John Sadowski (hooking), 14:53; M – Matthias Trattnig (high-sticking), 19:49.  
**Second Period:** M – Niko Dimitrakos (David Cullen, Peter Metcalf), 4:10; NH – Haydar (Souza, Ty Conklin), 15:58. **Penalties:** M – Bench (too many men, served by Vitorino), :47; M – Kerluke (checking from behind), 11:10; NH – Haydar (elbowing), 13:52; NH – Chad Onufrechuk (slashing), 14:28; NH – Christian Bragnalo (misconduct), 14:33; M – Bench (delay of game, served by Kerluke), 15:58; NH – Haydar (tripping), 19:24.  
**Third Period:** NH – Souza (Jason Krog, Haydar), 3:33.  
**Overtime:** M – Marcus Gustafsson (Cory Larose), 10:50. **Penalties:** M – Doug Janik (roughing), 7:22; NH – Sadowski (holding), 7:22.  
**Shots on goal:** Maine 12-11-7-9 – 39; New Hampshire 16-19-8-5 – 48. **Saves:** Maine (Alfie Michaud) 46; New Hampshire (Ty Conklin) 36. **Total Penalties:** Maine 8 for 16 minutes; New Hampshire 9 for 26 minutes. **Power plays:** Maine 1 for 7; New Hampshire 0 for 7. **Officials:** Mike Noeth (referee), Bill Jones (assistant referee), Tim Kotyra (assistant referee). **Attendance:** 14,447.

**2000 CHAMPIONSHIP GAME, April 8 at Providence, R.I.**



**2000 North Dakota** – Front row (left to right): Andy Kollar, Tim O’Connell, Jason Ulmer, Lee Goren, assistant coach Lee Davidson, assistant coach Jeff Bowen, head coach Dean Blais; associate head coach Scott Sandelin, Peter Armbrust, Brad DeFauw, Mike Commodore, Karl Goehring. Middle row: Ryan Sofie, Chad Mazurak, Paul Murphy, Aaron Schneekloth, Pat Kenny, Mike Possin, Travis Roche, Wes Dorey, Trevor Hammer, Jeff Panzer, Jason Endres. Back row: Dr. Greg Greek, trainer Mark Poolman, Kevin Spiewak, Adrian Hasbargen, Ryan Bayda, Tim Skarperud, Jeff Yurecko, Ryan Hale, Chris Leinweber, Jason Notermann, Bryan Lundbohm, strength coach Paul Chapman, equipment manager Lee Greseth.

**NORTH DAKOTA 4, BOSTON COLLEGE 2**

Boston College	1	1	0	—	2
North Dakota	1	0	3	—	4

**First Period:** ND – Mike Commodore (Bryan Lundbohm, Tim Skarperud), 3:48; BC – Jeff Farkas (Blake Bellefeuille, Brian Gionta), 16:47 (pp). **Penalties:** Aaron Schneekloth (cross-checking), 6:32; BC – Jeff Giuliano (hooking), 10:02; ND – Ryan Bayda (slashing), 11:35; ND – Chad Mazurak (high-sticking), 16:28; BC – Jeff Giuliano (hooking), 17:13.  
**Second Period:** BC – Marty Hughes (Gionta), 6:59. **Penalties:** ND – Mazurak (holding), :25; ND – Tim O’Connell (slashing), 3:04; BC – Bench (too many men, served by Hughes), 4:21; BC – Ales Dolinar (slashing), 10:45; ND – Commodore (holding), 10:45; ND – Commodore (tripping), 14:26.  
**Third Period:** ND – Lee Goren (Bayda), 2:43; ND – Jason Ulmer (Goren), 14:22; ND – Goren (unassisted), 19:14 (en).  
**Shots on goal:** Boston College 13-6-4 – 23; North Dakota 13-12-11 – 36. **Saves:** Boston College (Scott Clemmensen) 32; North Dakota (Karl Goehring) 32. **Total Penalties:** Boston College 4 for 8 minutes; North Dakota 7 for 14 minutes. **Power plays:** Boston College 1 for 6; North Dakota 0 for 3. **Officials:** Matt Shegos (referee), Bill Jones (assistant referee), Jeff Fulton (assistant referee). **Attendance:** 11,484.



**2001 CHAMPIONSHIP GAME, April 7 at Albany, N.Y.**




**2001 Boston College** - Front row (left to right): Scott Clemmensen, Dan Sullivan, Rob Scuderi, Bobby Allen, Brian Gionta, Mike Lephart, Marty Hughes, Mark McLennan, Tim Kelleher. Second row: Head coach Jerry York, associate head coach Scott Paluch, trainer Bert Lenz, Ben Eaves, Jeff Giuliano, Bill Cass, Justin Dziama, Brooks Orpik, Krys Kolanos, Ales Dolinar, Brett Peterson, assistant coach Mike Cavanaugh, manager Brian Kaufman. Back row: Manager Andrew Kelley, manager Tim Lamoriello, Tony Penna (team chaplain), J.D. Forrest, A.J. Walker, Joe Schuman, Chuck Kobasew, Tom Egan, Ty Hennes, Tony Voce, manager Steve Della Penna, equipment manager John Hegarty.

**BOSTON COLLEGE 3, NORTH DAKOTA 2 (OT)**

<b>North Dakota</b>	<b>0</b>	<b>0</b>	<b>2</b>	<b>0</b>	<b>—</b>	<b>2</b>
<b>Boston College</b>	<b>0</b>	<b>2</b>	<b>0</b>	<b>1</b>	<b>—</b>	<b>3</b>

**First Period:** No scoring. **Penalties:** ND – David Hale (cross-checking), 2:49; BC – Brett Peterson (interference), 8:32; BC – Krys Kolanos (interference with the goal-tender), 12:20; ND – Jason Notermann (hooking) 14:02.  
**Second Period:** BC – Chuck Kobasew (Jeff Giuliano), 5:26 (pp); BC – Mike Lephart (J.D. Forrest, Bobby Allen), 8:50. **Penalties:** ND – Aaron Schneekloth (hooking), 4:27; BC – Lephart (hooking), 12:45; BC – Tony Voce (hooking), 14:49; ND – Schneekloth (tripping), 16:10.  
**Third Period:** ND – Tim Skarperud (Travis Roche, Bryan Lundbohm), 16:18 (pp); ND – Wes Dorey (Schneekloth, B. Lundbohm), 19:24. **Penalties:** BC – Forrest (tripping), :49; ND – Kevin Spiewak (slashing), 1:34; ND – David Lundbohm (hooking), 2:51; BC – Brooks Orpik (interference), 11:06; ND – Skarperud (slashing), 13:31; BC – Too many men on the ice (served by A.J. Walker), 15:07.  
**Overtime:** BC – Kolanos (Voce, Kobasew), 4:43. **Penalties:** None.  
**Shots on goal:** North Dakota 9-9-16-3-37; Boston College 9-12-7-3-31. **Saves:** North Dakota (Karl Goehring) 28; Boston College (Scott Clemmensen) 35.  
**Penalties:** North Dakota 7 for 14 minutes; Boston College 7 for 14 minutes. **Power plays:** North Dakota 1 for 7; Boston College 1 for 7. **Officials:** Mike Schmitt (referee), Bill Jones (assistant referee), Matt Smith (assistant referee). **Attendance:** 13,667.

**2002 CHAMPIONSHIP GAME, April 6 at St. Paul, Minn.**



**2002 Minnesota** - Front row (left to right): Adam Hauser, Nick Angell, John Pohl, Jordan Leopold, head coach Don Lucia, Grant Potulny, Erik Wendell, Pat O'Leary, Justin Johnson. Second row: Dr. Richard Feist, Dr. Robert LaPrade, athletic trainer Tom Kiff, goalie coach Robb Stauber, program associate Mark Bahr, assistant coach Mike Guentzel, assistant coach Bob Motzko, strength coach Cal Dietz, assistant strength coach Neil Rampe, equipment manager Harry Broadfoot, media relations John Romo, student manager Joel Gardner, Travis Weber. Third row: Brett MacKinnon, Garrett Smaagaard, Jon Waitbel, Matt Koalska, Dan Welch, Troy Riddle, Nick Anthony, Chad Roberg, Keith Ballard, Jake Fleming. Back row: Mike Erickson, Paul Martin, Matt DeMarchi, Jeff Taffe, Barry Tallackson, Joey Martin, Judd Stevens, Jerriid Reinholz.

**MINNESOTA 4, MAINE 3 (OT)**

<b>Maine</b>	<b>0</b>	<b>1</b>	<b>2</b>	<b>0</b>	<b>—</b>	<b>3</b>
<b>Minnesota</b>	<b>1</b>	<b>1</b>	<b>1</b>	<b>1</b>	<b>—</b>	<b>4</b>

**First Period:** MN – Keith Ballard (Troy Riddle, Nick Angell), 7:18 (pp). **Penalties:** ME – Cliff Loya (holding), 5:40; ME – Ben Murphy (goaltender interference), 9:20; ME – Loya (cross-checking), 10:08; MN – Grant Potulny (holding the stick), 13:18; ME – Murphy (high-sticking), 16:34.  
**Second Period:** ME – Michael Schutte (Peter Metcalf, Niko Dimitrakos), 4:47 (pp); MN – John Pohl (Nick Anthony, Angell), 5:38. **Penalties:** MN – Potulny (interference), 3:47; MN – Ballard (obstruction-holding), 9:37; ME – Gray Shaneberger (tripping), 13:02.  
**Third Period:** ME – Schutte (Prestin Ryan, Todd Jackson), 1:17; ME – Robert Liscak (Dimitrakos), 15:27; MN – Matt Koalska (Riddle, Pohl), 19:07. **Penalties:** MN – Jeff Taffe (boarding), 9:15; ME – Lucas Lawson (hitting after the whistle), 19:19; MN – Matt DeMarchi (hitting after the whistle), 19:19.  
**Overtime:** MN – Potulny (Pohl, Jordan Leopold), 16:58 (pp). **Penalties:** ME – Schutte (tripping), 15:58.  
**Shots on goal:** Maine 11-13-16-5-45; Minnesota 11-8-9-7-35. **Saves:** Maine (Matt Yeats) 31; Minnesota (Adam Houser) 42. **Officials:** Steve Piotrowski (referee), John LaDuke (assistant referee), Kevin Langseth (assistant referee). **Attendance:** 19,324.

**2003 CHAMPIONSHIP GAME, April 12 at Buffalo, N.Y.**

**MINNESOTA 5, NEW HAMPSHIRE 1**



<b>New Hampshire</b>	<b>1</b>	<b>0</b>	<b>0</b>	<b>—</b>	<b>1</b>
<b>Minnesota</b>	<b>1</b>	<b>0</b>	<b>4</b>	<b>—</b>	<b>5</b>

**First Period:** MN – Matt DeMarchi (Garrett Smaagaard), 10:58; NH – Sean Collins (Nathan Martz, Justin Aikins), 19:41 (pp). **Penalties:** NH – Colin Hemingway (charging), 8:57; MN – Keith Ballard (roughing), 11:35; NH – Aikins (hooking), 13:12; MN – Smaagaard (hit after whistle), 18:01.

**Second Period:** No scoring. **Penalties:** NH – Patrick Foley (charging), 2:33; MN – Thomas Vanek (cross-checking), 3:10; NH – Brian Yandle (interference), 15:27; MN – Judd Stevens (obstruction-holding), 18:39.


**Third Period:** MN – Vanek (Matt Koalska), 8:14; MN – Jon Waibel (Vanek), 11:25; MN – Barry Tallackson (Gino Guyer, Chris Harrington), 13:34 (pp); MN – Tallackson (Grant Potulny), 18:31 (empty net). **Penalties:** NH – Martz (roughing), 11:43; NH – Tim Horst (hooking), 18:46; MN – Jake Fleming (slashing), 18:46.

**Shots on goal:** New Hampshire 7-9-11 – 27; Minnesota 16-14-15 – 45. **Saves:** New Hampshire (Michael Ayers) 40; Minnesota (Travis Weber) 26. **Penalties:** NH – 6 for 12 minutes; MN – 6 for 12 minutes. **Officials:** Steve Piotrowski (referee), John LaDuke (assistant referee), Kevin Langseth (assistant referee). **Attendance:** 18,759.

**2003 Minnesota** - Front row (left to right): Justin Johnson, Matt Koalska, Matt DeMarchi, Nick Anthony, Grant Potulny, Paul Martin, Chad Roberg, Troy Riddle, Travis Weber. Second row: Dr. Richard Feist, Dr. Robert LaPrade, student trainer Todd Gaddie, athletic trainer Tom Kiff, program associate Mark Bahr, assistant coach Bob Motzko, head coach Don Lucia, assistant coach Mike Guentzel, goalie coach Robb Stauber, strength coach Cal Dietz, equipment manager Harry Broadfoot, media relations John Romo, student manager Joel Gardner, Dustin Smieja. Third row: Jake Fleming, Garrett Smaagaard, Jon Waibel, P.J. Atherton, Andy Sertich, Brett MacKinnon, Keith Ballard, Tyler Hirsch. Back row: Jerrid Reinholz, Judd Stevens, Peter Kennedy, Joey Martin, Barry Tallackson, Thomas Vanek, Gino Guyer, Chris Harrington.

**2004 CHAMPIONSHIP GAME, April 10 at Boston**

**DENVER 1, MAINE 0**



<b>Denver</b>	<b>1</b>	<b>0</b>	<b>0</b>	<b>—</b>	<b>1</b>
<b>Maine</b>	<b>0</b>	<b>0</b>	<b>0</b>	<b>—</b>	<b>0</b>

**First Period:** D – Gabe Gauthier (Connor James), 12:26 (pp). **Penalties:** D – Max Bull (checking from behind), 3:39; M – Dustin Penner (holding the stick), 5:13; D – Gauthier (roughing), 5:13; M – Mathew Deschamps (obstruction, interference), 11:49; D – Bull (cross-checking), 13:25; M – Jon Jankus (tripping), 14:24; D – J.D. Corbin (holding), 17:03.

**Second Period:** No scoring. **Penalties:** M – Todd Jackson (tripping), 6:26; D – Gauthier (cross-checking), 6:31; M – Jankus (holding the stick), 6:31; D – Jeff Drummond (hooking), 8:16; M – Mike Hamilton (roughing), 9:47; D – Ryan Caldwell (roughing), 9:47.


**Third Period:** No scoring. **Penalties:** D – Drummond (obstruction-holding), 3:24; M – Prestin Ryan (interference), 8:09; M – Deschamps (roughing), 12:15; D – Jon Foster (roughing), 12:15; D – Matt Laatsch (hooking), 17:51; D – Gauthier (delaying the game), 18:26.

**Shots on goal:** Denver 4-6-10 – 20; Maine 6-9-9 – 24. **Saves:** Denver (Adam Berkhoel) 24; Maine (Jimmy Howard) 19. **Penalties:** Denver 11 for 22 minutes; Maine 8 for 16 minutes. **Power plays:** Denver 1 for 4; Maine 0 for 6. **Officials:** Tim Kotyra (referee), Scott Whittemore (linesman), Tom Cronin (linesman). **Attendance:** 18,597.

**2004 Denver** - Front row (left to right): Glenn Fisher, Lukas Dora, Greg Keith, Max Bull, assistant coach Seth Appert, head coach George Gvozdecky, assistant coach Steve Miller, director of hockey operations David Tenzer, Ryan Caldwell, Connor James, Scott McConnell, Adam Berkhoel. Middle row: Gabe Gauthier, Ted O'Leary, Jussi Halmes, Luke Fulghum, Matt Laatsch, equipment manager Lee Greseth, athletic trainer Erik Rasmussen, strength coach Mike Sanders, assistant equipment manager Scott Morrison, Nick Larson, Kevin Ulanski, Jon Foster, Jeff Drummond. Back row: Danny King, Ryan Helgason, Jeff Rogers, Mike Handza, Brett Skinner, student athletic trainer Heather Volmer, student equipment manager Chris Ellis, volunteer assistant coach Chris LaPerle, student equipment manager Bert Ver Haar, Adrian Veideman, Matt Carle, Jon James, Brock McMorris, J.D. Corbin.

## 2005 CHAMPIONSHIP GAME, April 9 at Columbus, Ohio

DENVER 4, NORTH DAKOTA 1



**2005 Denver** - Front row (left to right): Glenn Fisher, Jon Foster, Jeff Drummond, alternate captain Nick Larson, captain Matt Laatsch, assistant coach Seth Appert, head coach George Gwozdecky, director of hockey operations David Tenzer, assistant coach Steve Miller, alternate captain Kevin Ulanski, Luke Fulghum, Jussi Halme, Peter Mannino. Middle row: Ryan Helgason, J.D. Corbin, Gabe Gauthier, Brett Skinner, equipment manager Lee Greseth, athletic trainer Erik Rasmussen, head strength and conditioning coach Mike Sanders, Brock McMorris, Ted O'Leary, Matt Carle, Ryan Dingle, Danny King. Back row: Paul Stastny, Mike Handza, Zach Blom, Andrew Thomas, Geoff Paukovich, student equipment manager Chris Ellis, student equipment manager Bert VerHaar, volunteer assistant coach Matt Cady, Tom May, Jeff Rogers, Adrian Veideman, Jon James, Steven Cook.

North Dakota	1	0	0	—	1
Denver	1	1	2	—	4

**First Period:** DU – Jeff Drummond (Kevin Ulanski, Gabe Gauthier), 6:15; ND – Travis Zajac (Nick Fuher, Drew Stafford), 9:52 (pp). **Penalties:** ND – Matt Greene (roughing), 2:31; DU – Adrian Veideman (roughing), 2:31; ND – Greene (high-sticking), 6:31; DU – Andrew Thomas (high-sticking), 8:55.


**Second Period:** DU – Paul Stastny (Ulanski, Matt Laatsch), 10:08. **Penalties:** DU – Jussi Halme (tripping), 1:28; DU – Halme (hooking), 5:55; ND – Brian Canady (elbowing), 8:26; DU – Stastny (holding), 11:37; ND – Rory McMahon (interference), 13:34; ND – Andy Schneider (hooking), 17:09; DU – Stastny (obstruction-hooking), 18:06.

**Third Period:** DU – Stastny (Matt Carle, Brett Skinner), 8:19; DU – Gauthier (Stastny), 19:23. **Penalties:** DU – Thomas (holding), 2:57; DU – Michael Handza (unsportsmanlike conduct), 2:57; ND – Mike Prpich (unsportsmanlike conduct), 2:57; ND – Greene (cross-checking), 7:01; ND – Fuher (slashing), 8:53; DU – Geoff Paukovich (interference), 9:46.

**Shots on goal:** North Dakota 10-12-23 – 45; Denver 7-11-6 – 24. **Saves:** North Dakota (Jordan Parise) 20; Denver (Peter Mannino) 44. **Penalties:** North Dakota 8 for 16 minutes; Denver 9 for 18 minutes. **Power plays:** North Dakota 1 for 7; Denver 2 for 6. **Officials:** Steve Piotrowski (referee), Kevin Langseth (linesman), Paul Tunison (linesman). **Attendance:** 17,155.

## 2006 CHAMPIONSHIP GAME, April 8 at Milwaukee

WISCONSIN 2, BOSTON COLLEGE 1



**2006 Wisconsin** - Front row (left to right): Nick Licari, Ross Carlson, Jeff Likens, Andrew Joudrey, Adam Burish, Shane Connelly, Brian Elliott, Tom Gilbert, Ryan MacMurchy, A.J. Degenhardt, Jake Dowell, Andy Brandt. Middle row: Josh Engel, Davis Drewiske, Matt Auffrey, Jeff Henderson, assistant coach Kevin Patrick, head coach Mike Eaves, assistant coach Mark Osiecki, volunteer assistant coach Bill Howard, Ryan Jeffery, Matt Olinger, Jack Skille, Joe Piskula. Back row: Strength coach Mike Potenza, student manager Brannon Garvert, athletic trainer Andy Hrodey, Ben Street, Joe Pavelski, Jeff Slinde, Robbie Earl, Matthew Ford, Tom Gorowsky, Kyle Klubertanz, video coordinator Zach Remiker, director of hockey operations Rob Malnory.

Boston College	1	0	0	—	1
Wisconsin	0	1	1	—	2

**First Period:** BC – Pat Gannon (Dan Bertram), 9:01. **Penalties:** BC – Anthony Aiello (interference), 3:22; BC – Bertram (holding the stick), 5:57; W – Matt Olinger (interference), 11:48; BC – Bertram (high-sticking), 13:36; W – Tom Gilbert (high-sticking), 13:36; BC – Bertram (hooking), 18:03.

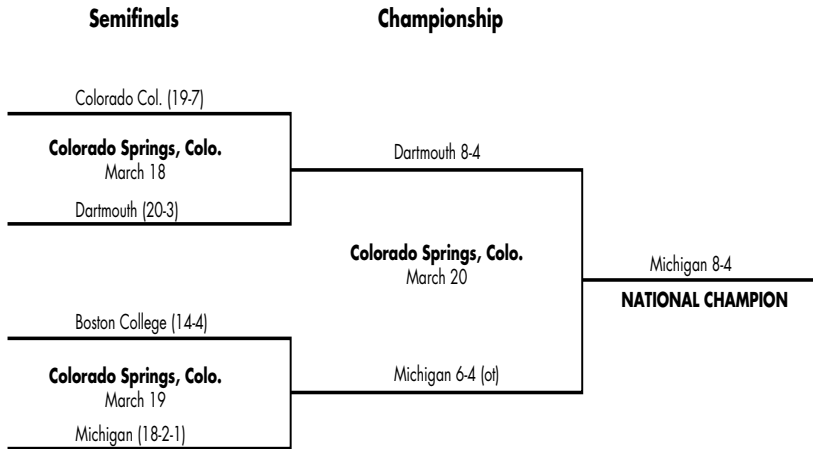
**Second Period:** W – Robbie Earl (Adam Burish, Joe Pavelski), 1:17. **Penalties:** BC – Joe Rooney (hooking), 2:38; W – Andy Brandt (roughing), 5:03; BC – Nathan Gerbe (roughing), 5:03; W – Jeff Likens (high-sticking), 6:30.

**Third Period:** W – Tom Gilbert (Joe Pavelski, Adam Burish), 9:32 (pp). **Penalties:** W – Jake Dowell (cross-checking), :50; BC – Gerbe (interference), 2:44; W – Brandt (hooking), 5:39; BC – Anthony Aiello (hooking), 8:34; BC – Tim Filangieri (slashing), 11:29; BC – Peter Harrold (boarding), 16:32.

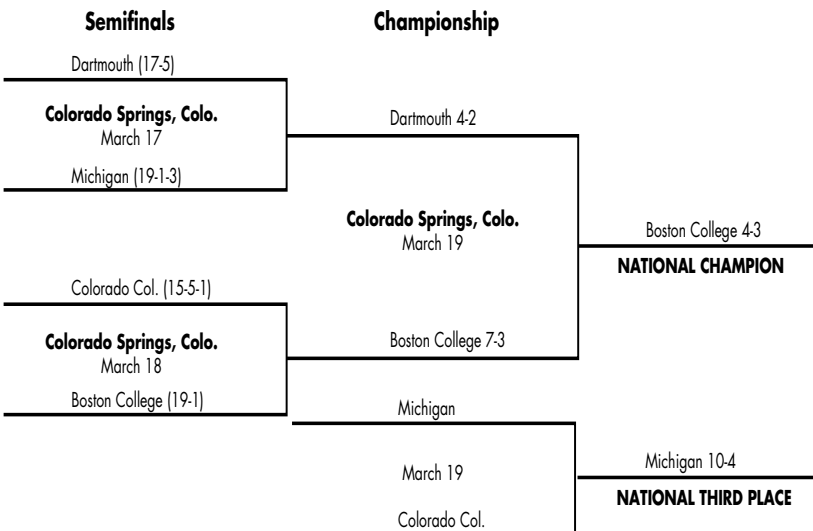
**Shots on goal:** Boston College 9-10-4 – 23; Wisconsin 17-11-11 – 39. **Saves:** Boston College (Cory Schneider) 37; Wisconsin (Brian Elliott) 22. **Total Penalties:** Boston College 10 for 20 minutes; Wisconsin 6 for 12 minutes. **Power plays:** Boston College 0 for 4; Wisconsin 1 for 8. **Officials:** Matt Shegos (referee), Kevin Langseth (linesman), Keith Sergott (linesman). **Attendance:** 17,758.



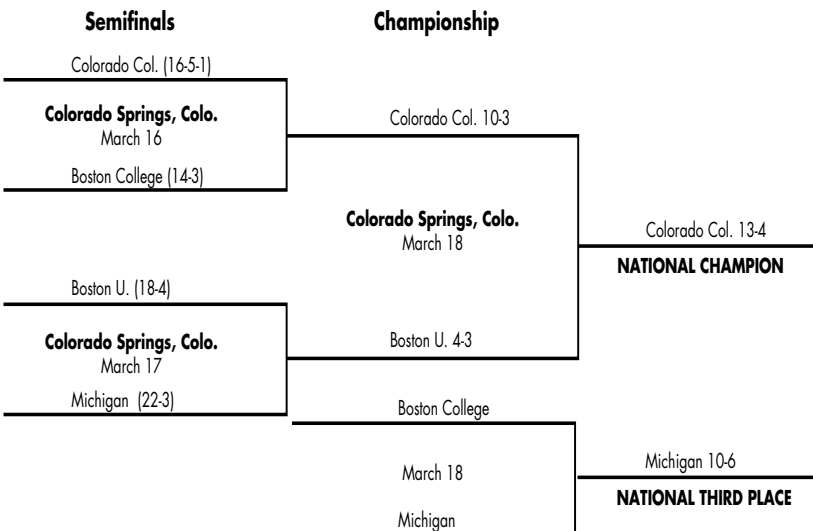
## 1948 Championship Bracket



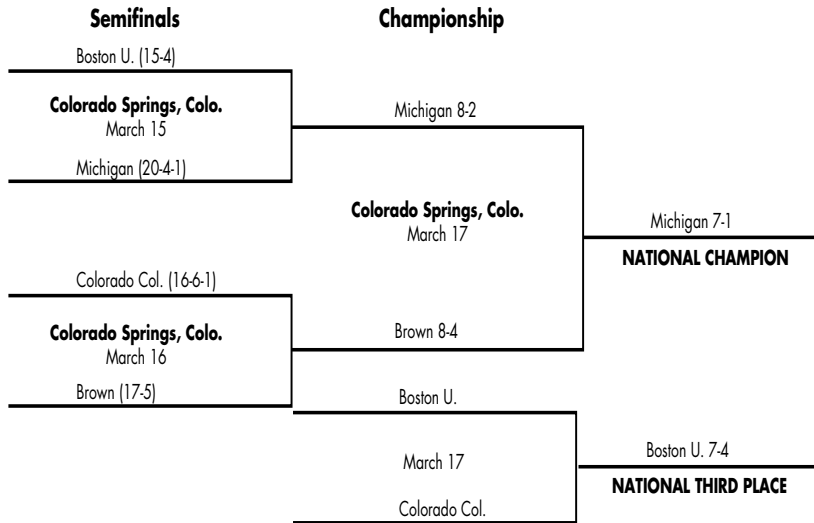
## 1949 Championship Bracket



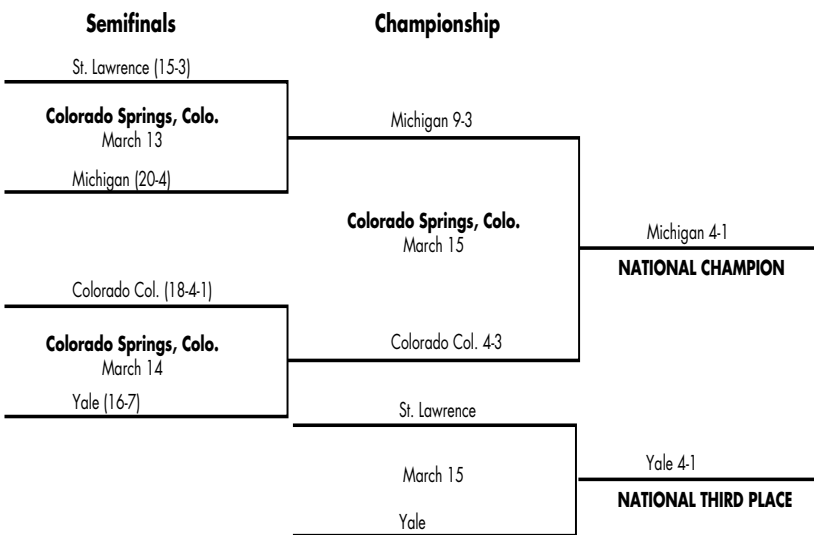
## 1950 Championship Bracket



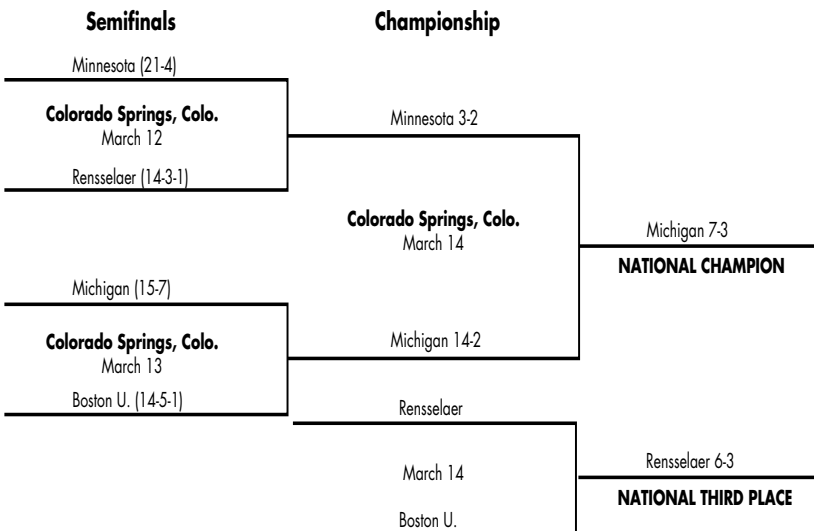
### 1951 Championship Bracket



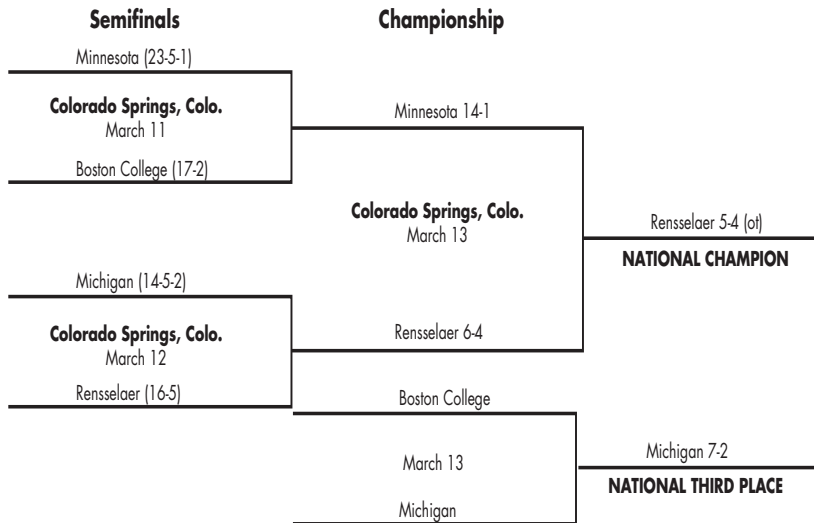
### 1952 Championship Bracket



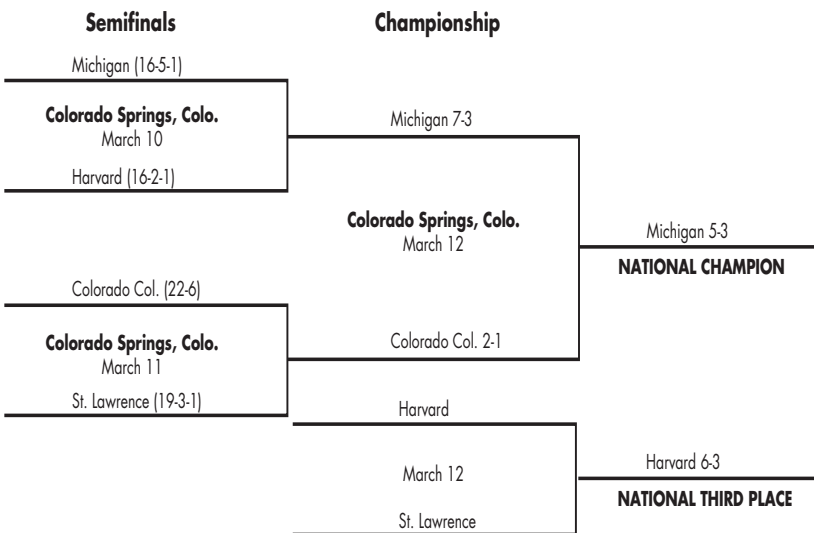
### 1953 Championship Bracket



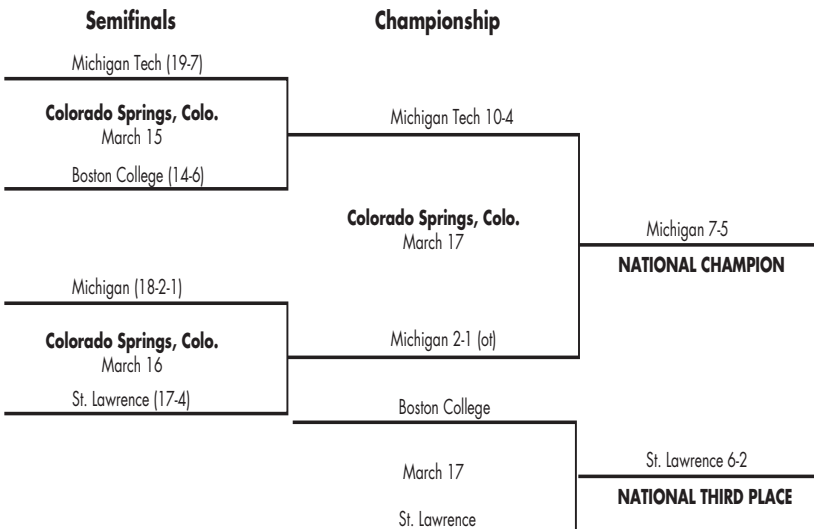
### 1954 Championship Bracket



### 1955 Championship Bracket

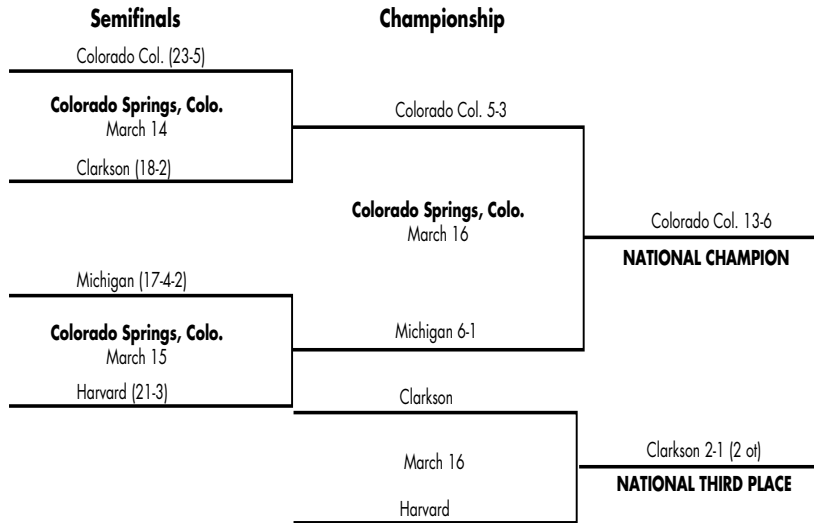


### 1956 Championship Bracket

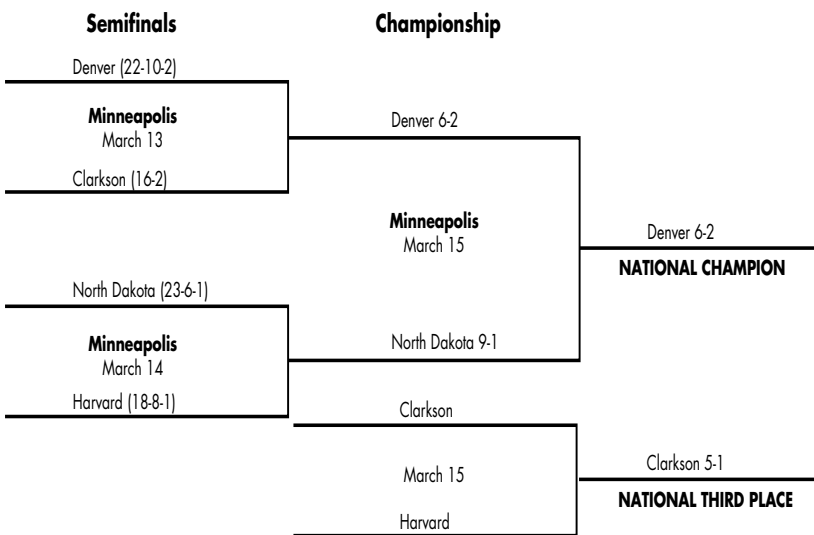




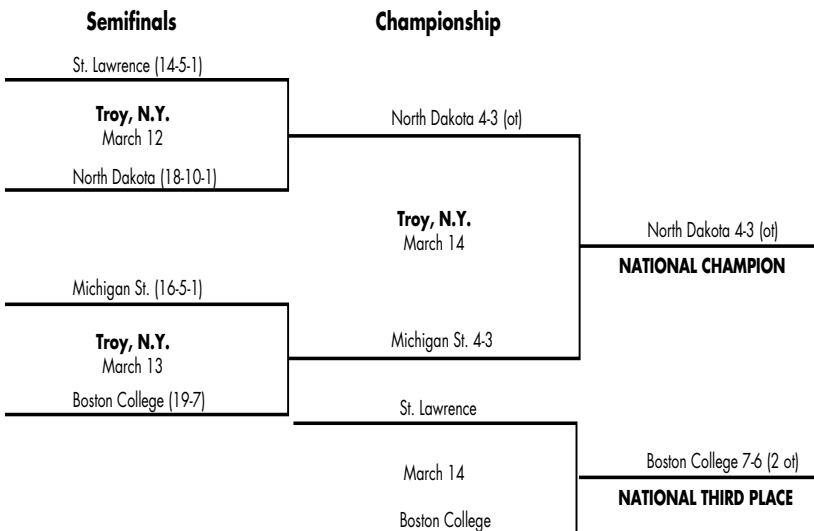
### 1957 Championship Bracket



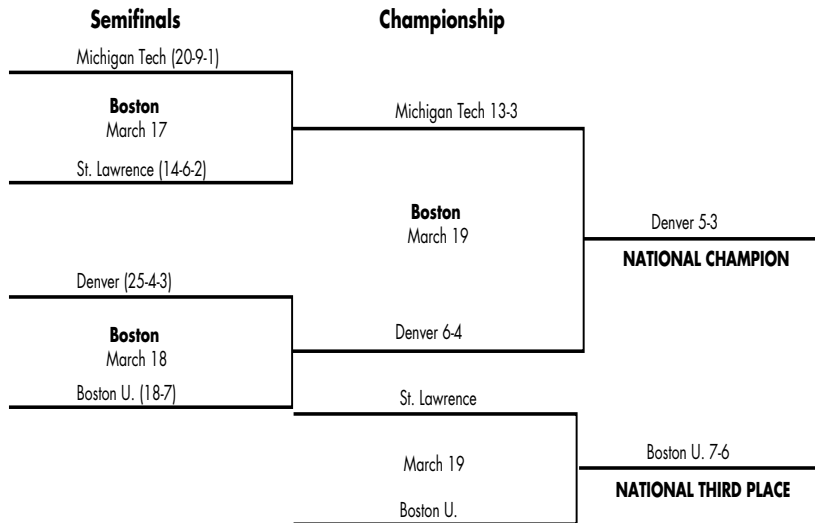
### 1958 Championship Bracket



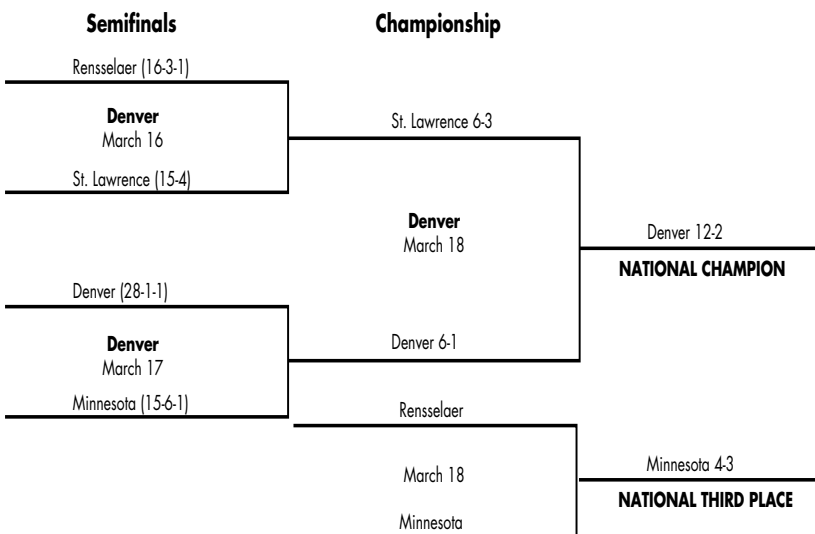
### 1959 Championship Bracket



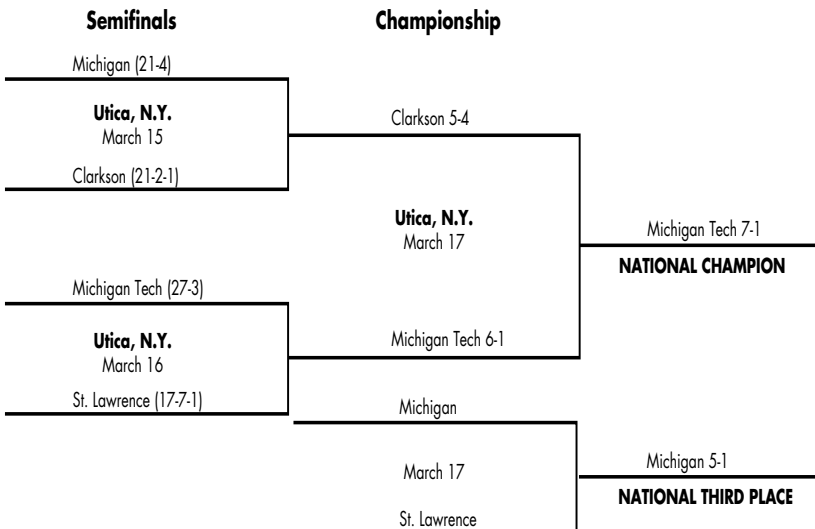
### 1960 Championship Bracket



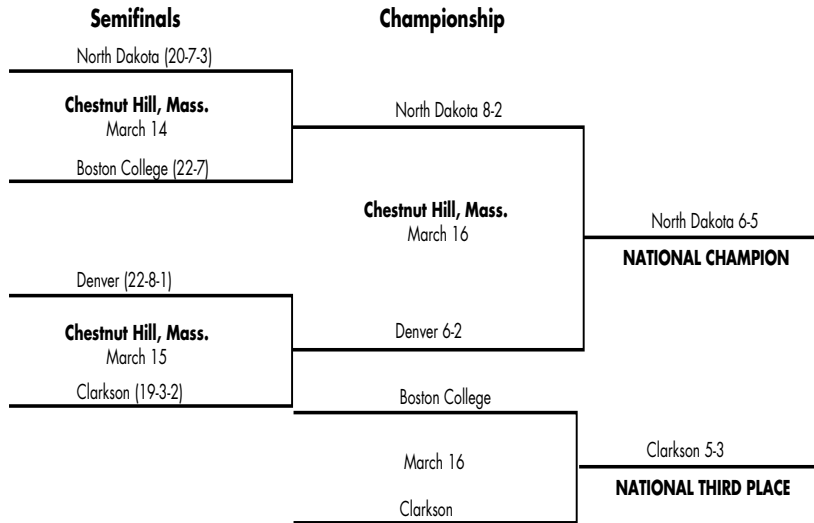
### 1961 Championship Bracket



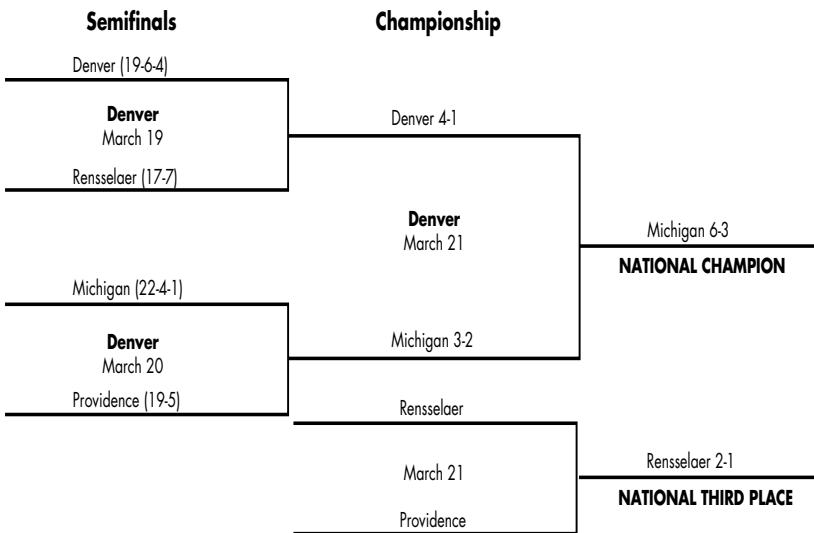
### 1962 Championship Bracket



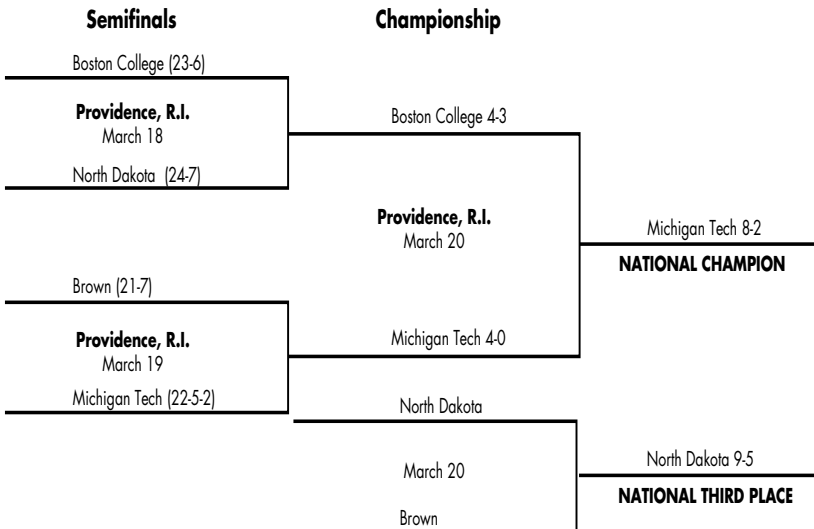
### 1963 Championship Bracket



### 1964 Championship Bracket

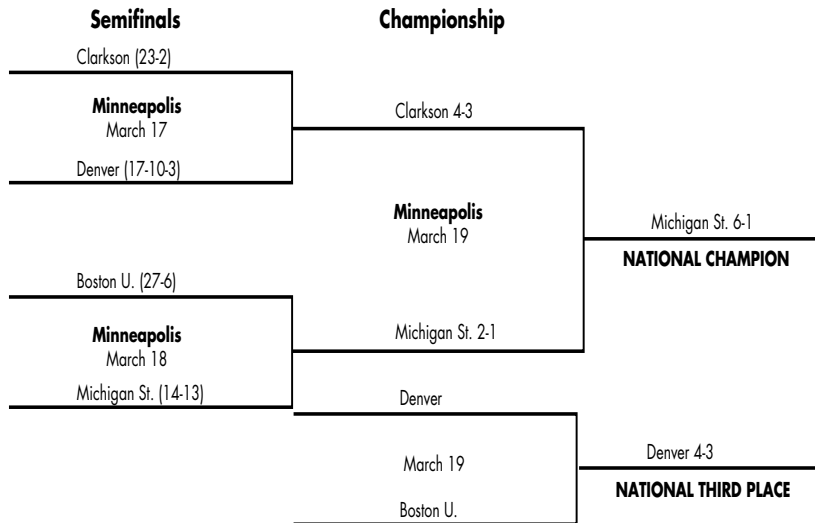


### 1965 Championship Bracket

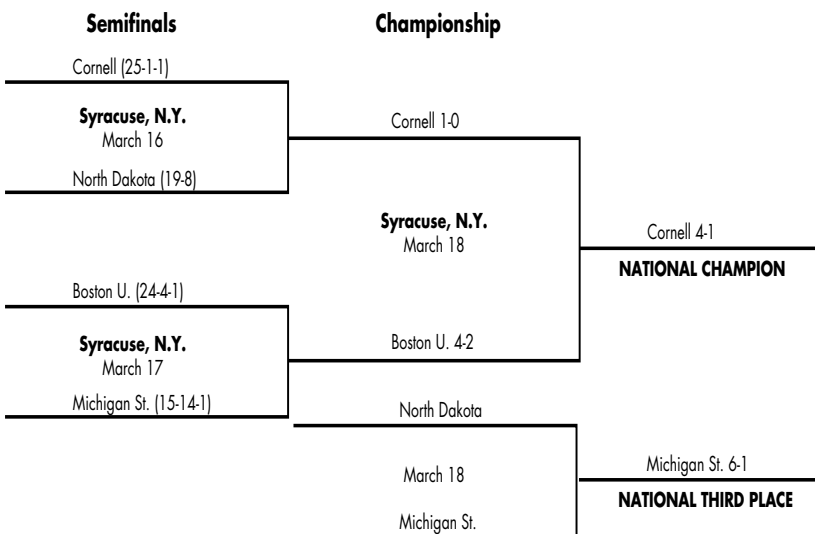




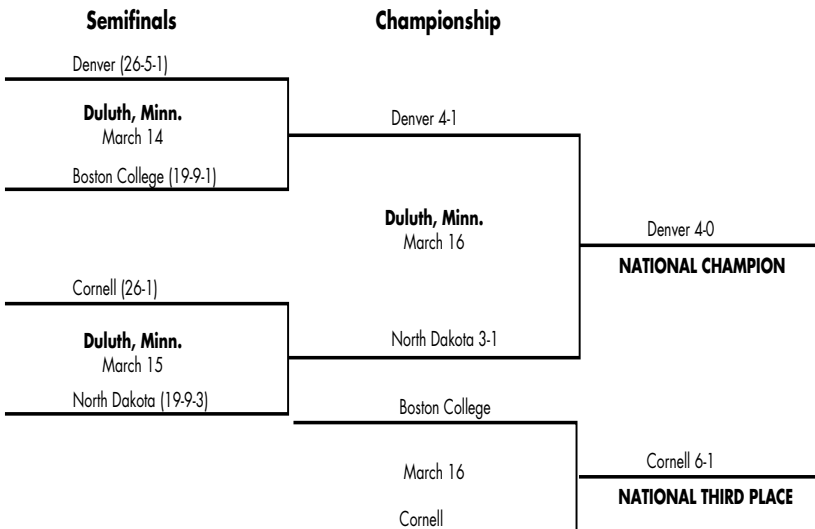
### 1966 Championship Bracket



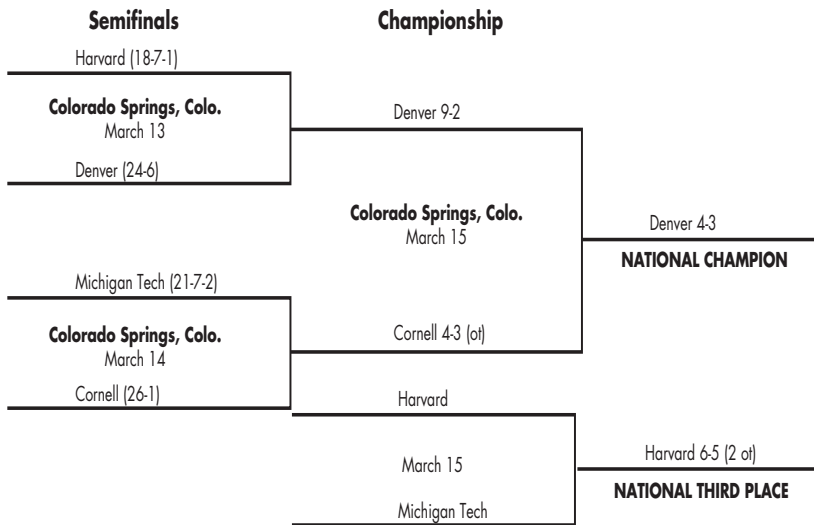
### 1967 Championship Bracket



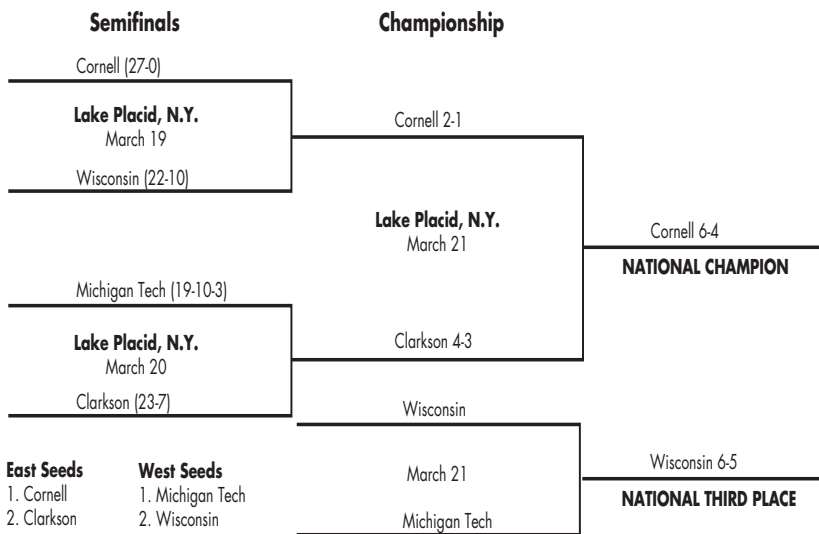
### 1968 Championship Bracket



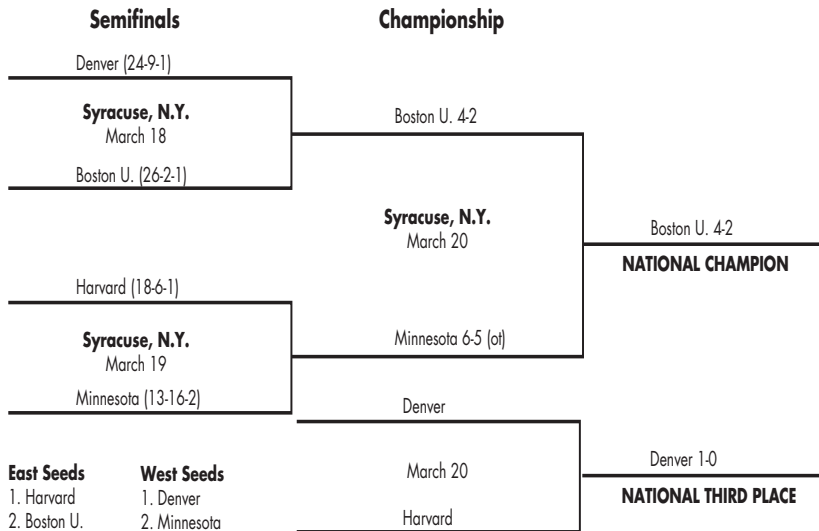
### 1969 Championship Bracket



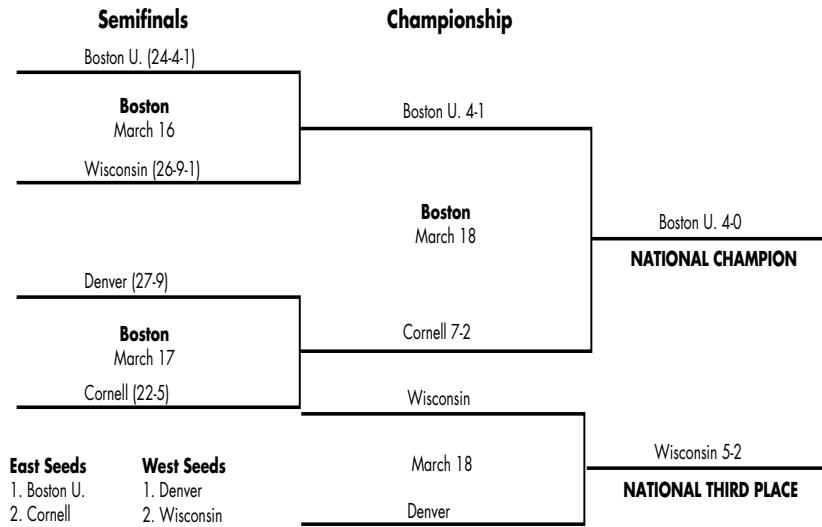
### 1970 Championship Bracket



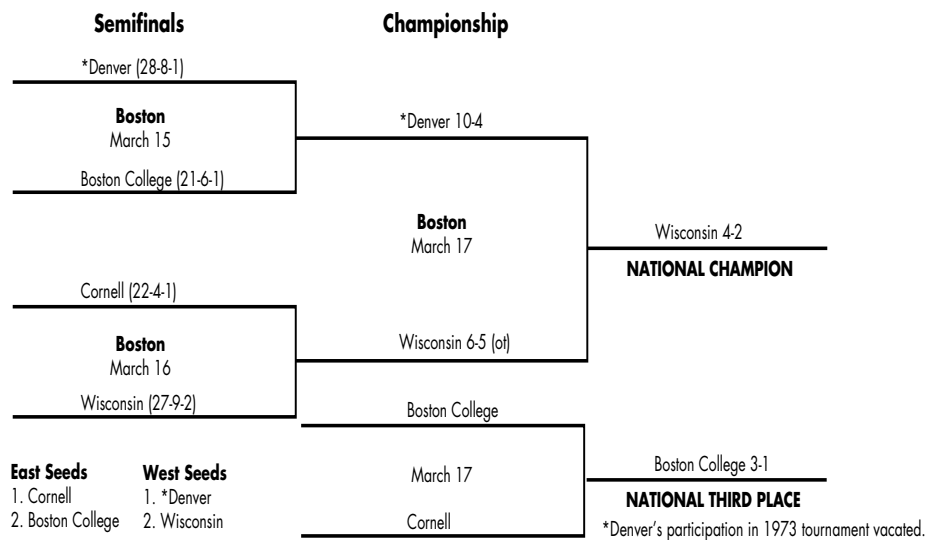
### 1971 Championship Bracket



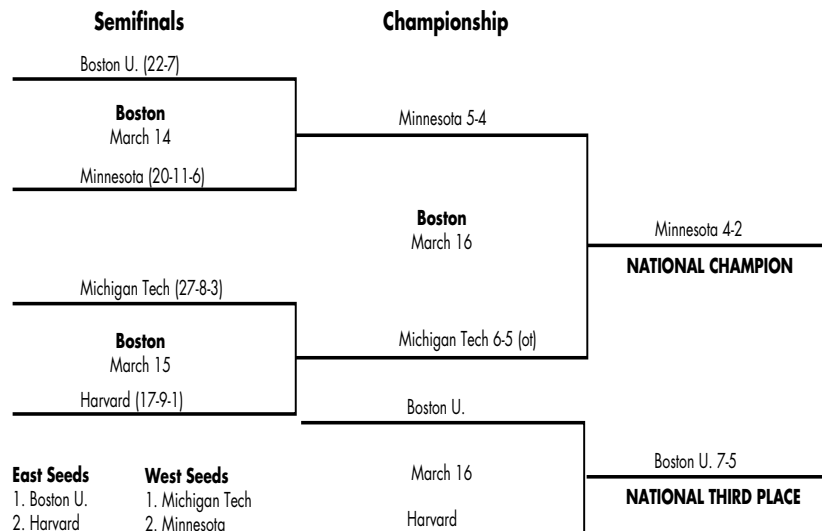
## 1972 Championship Bracket



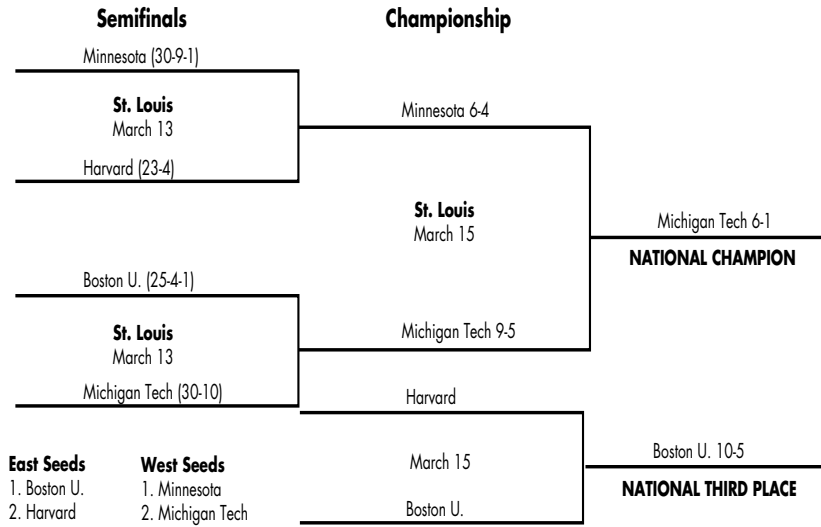
## 1973 Championship Bracket



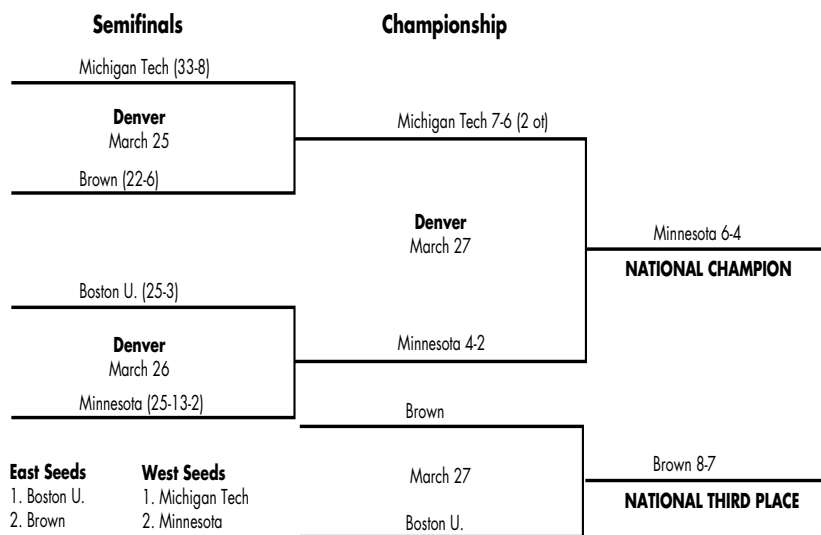
## 1974 Championship Bracket



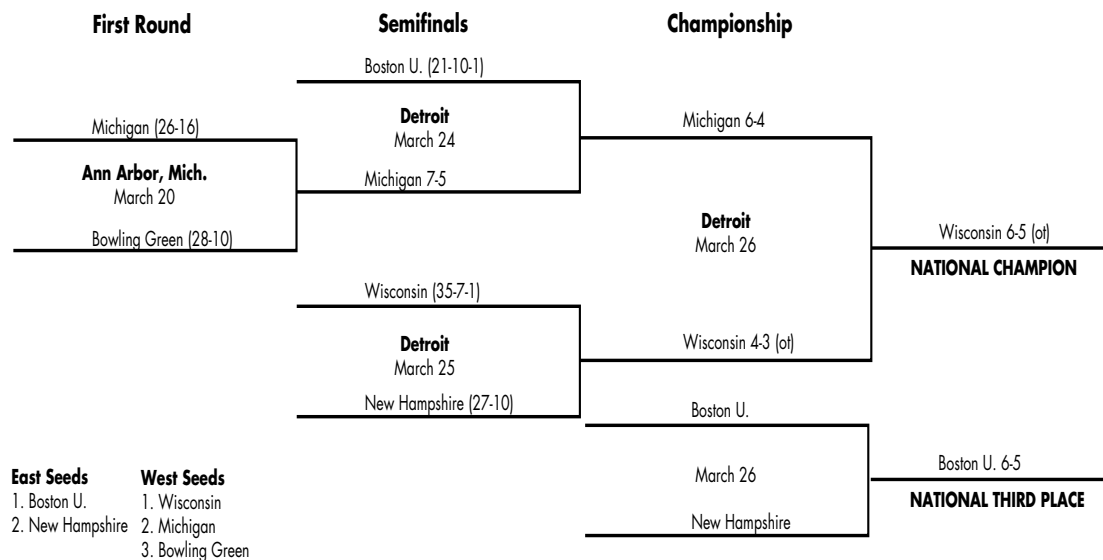
### 1975 Championship Bracket



### 1976 Championship Bracket

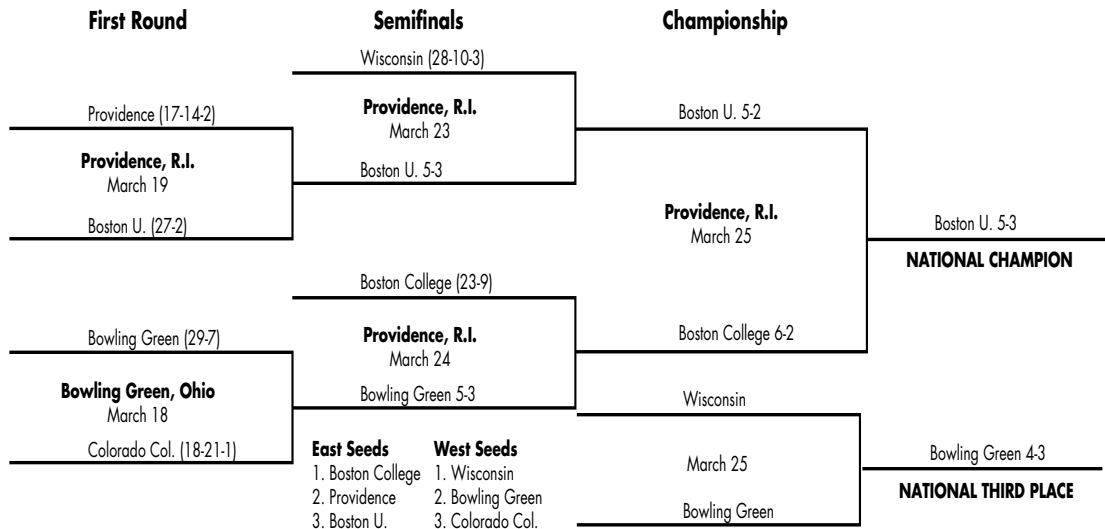


### 1977 Championship Bracket

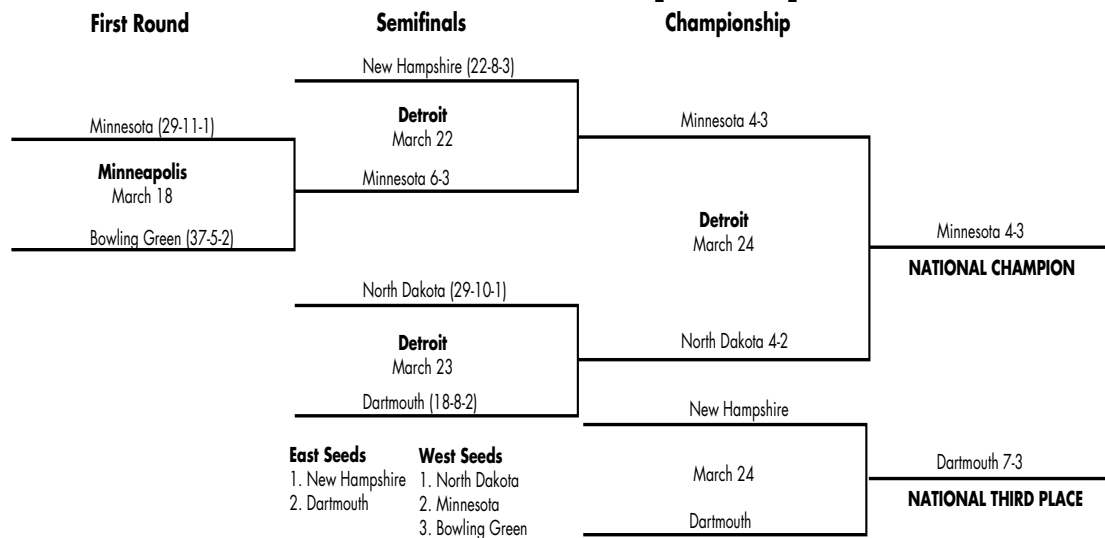




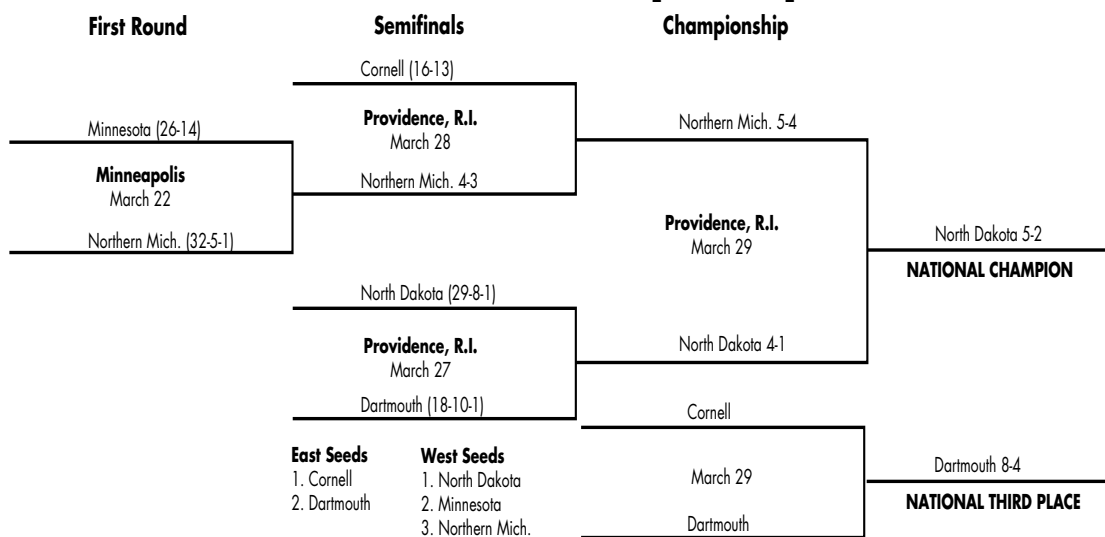
### 1978 Championship Bracket



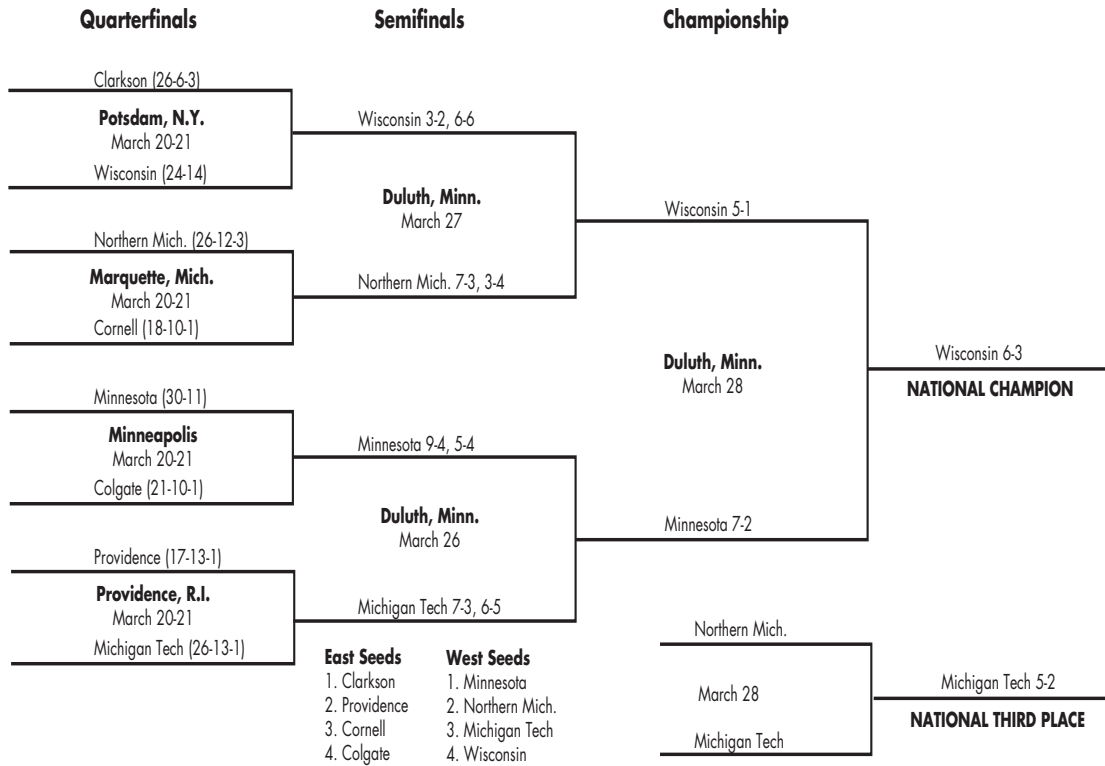
### 1979 Championship Bracket



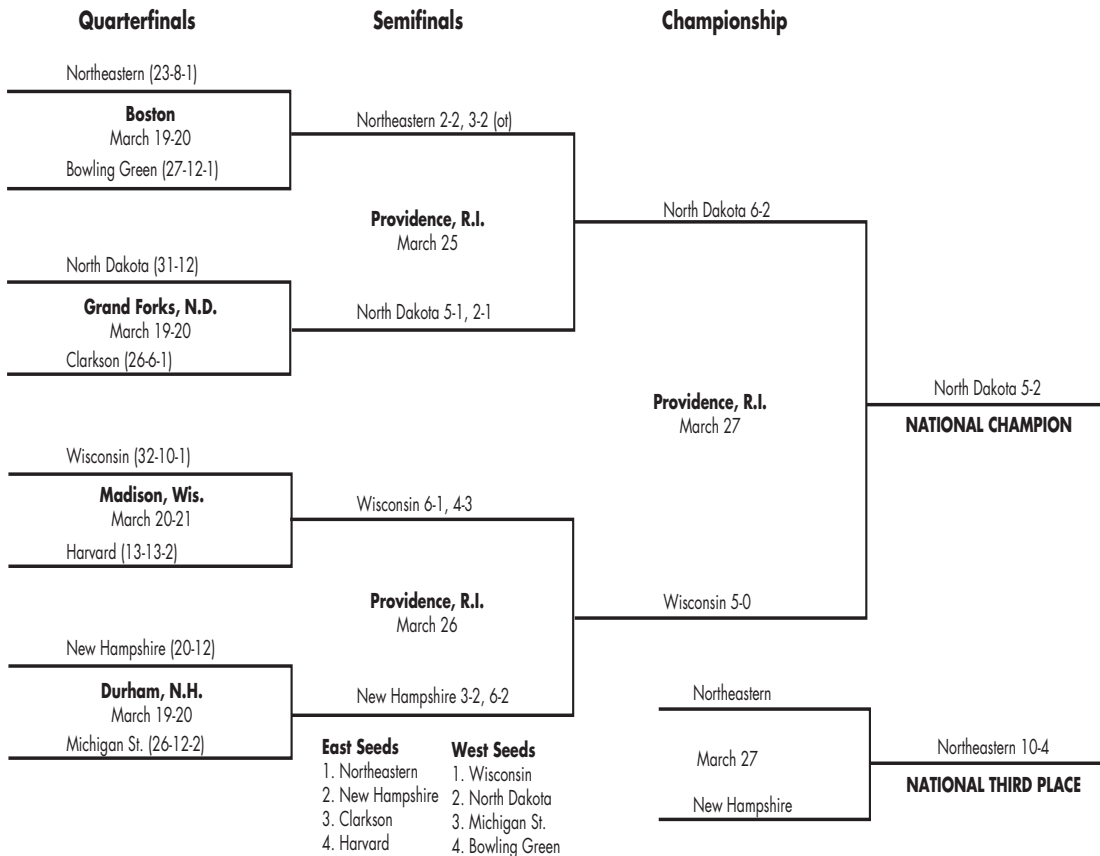
### 1980 Championship Bracket



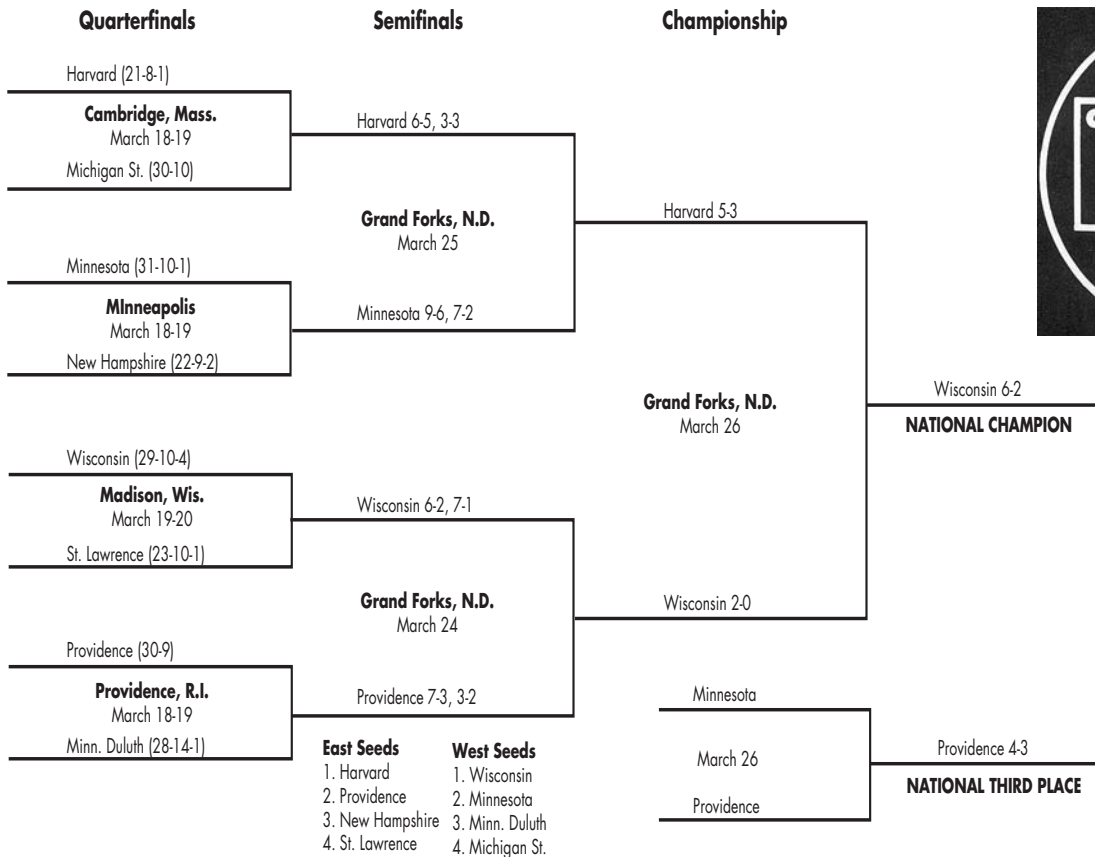
### 1981 Championship Bracket



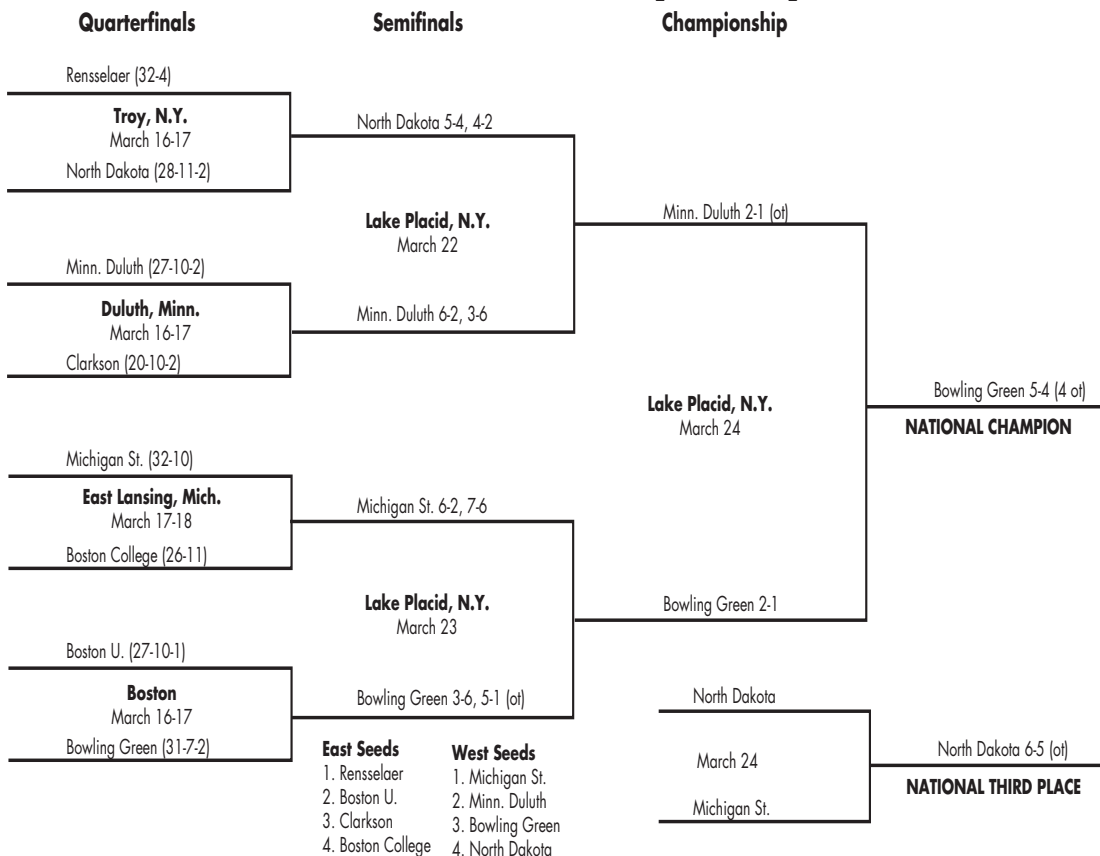
### 1982 Championship Bracket



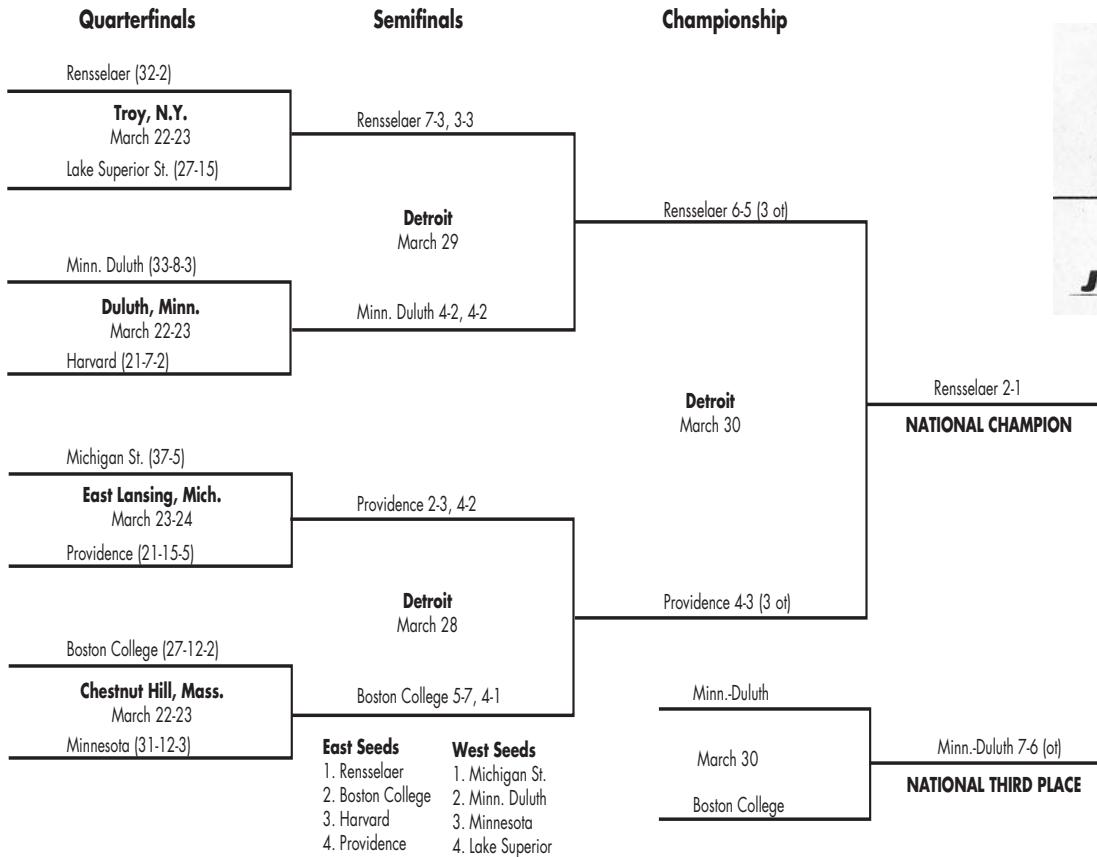
## 1983 Championship Bracket




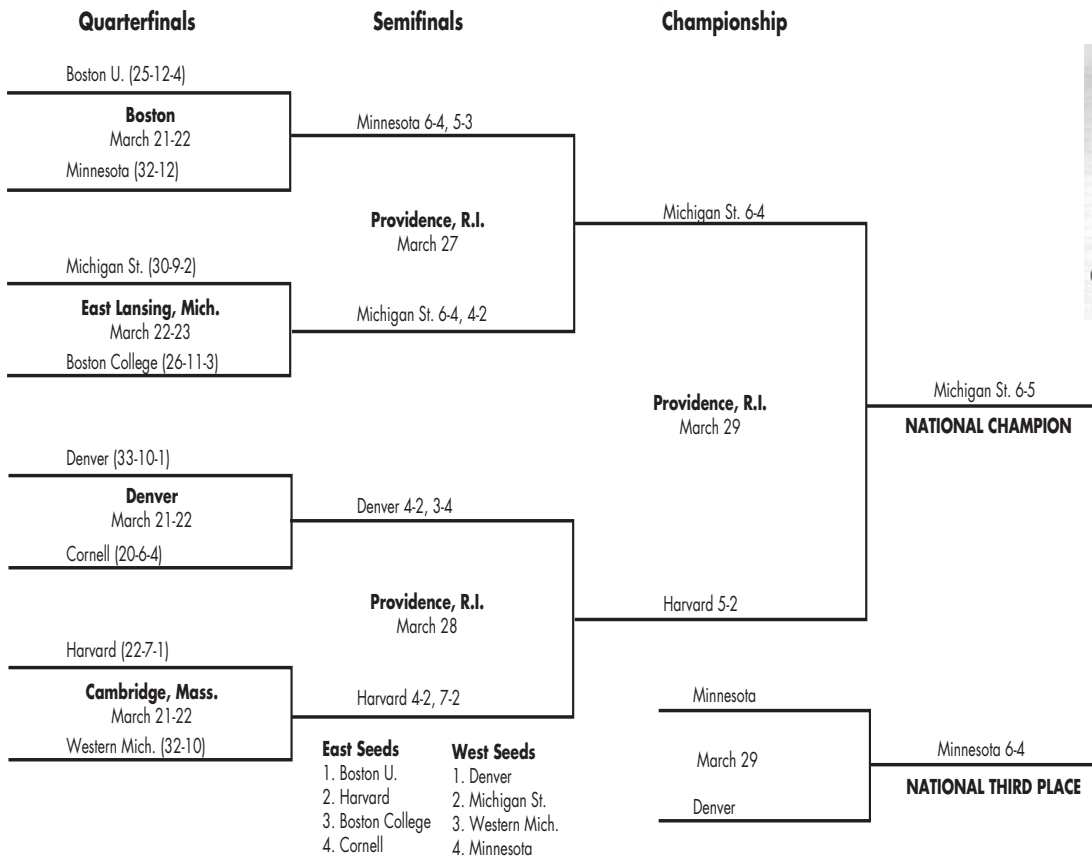
## 1984 Championship Bracket



## 1985 Championship Bracket

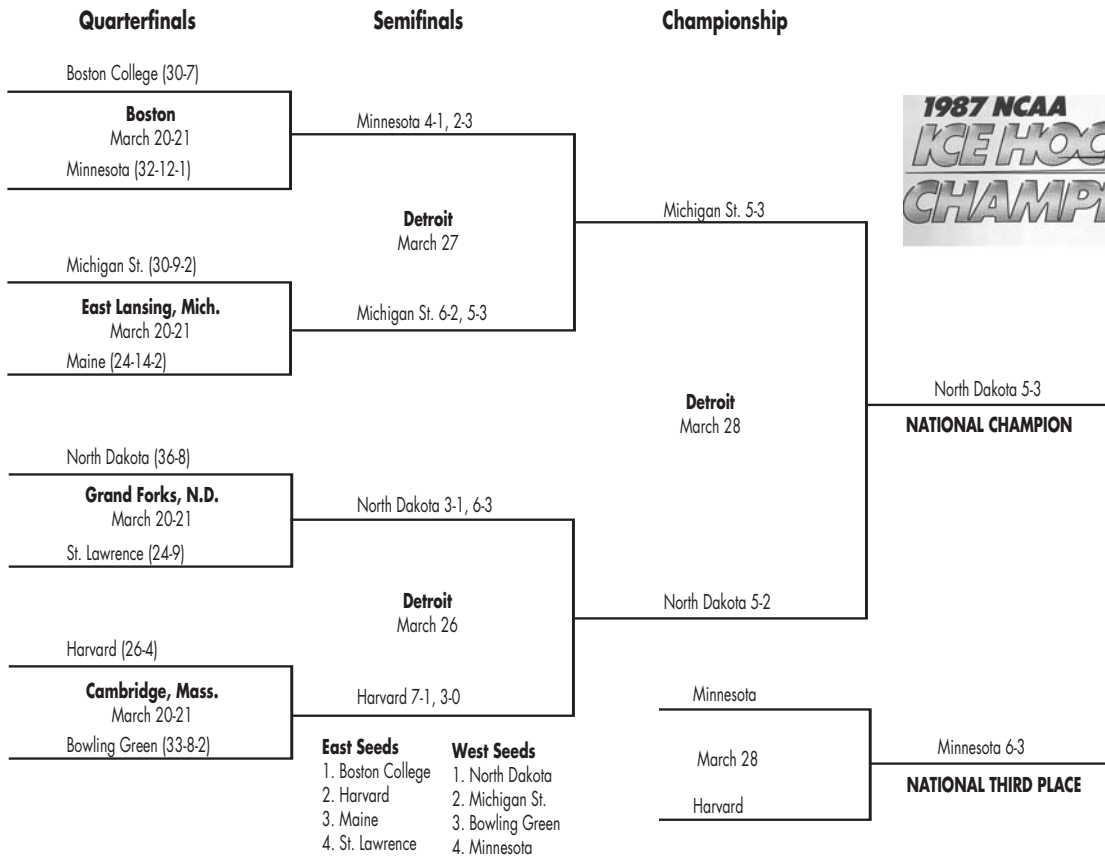


## 1986 Championship Bracket






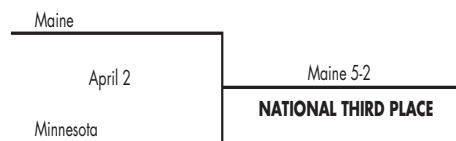
# 1987 Championship Bracket



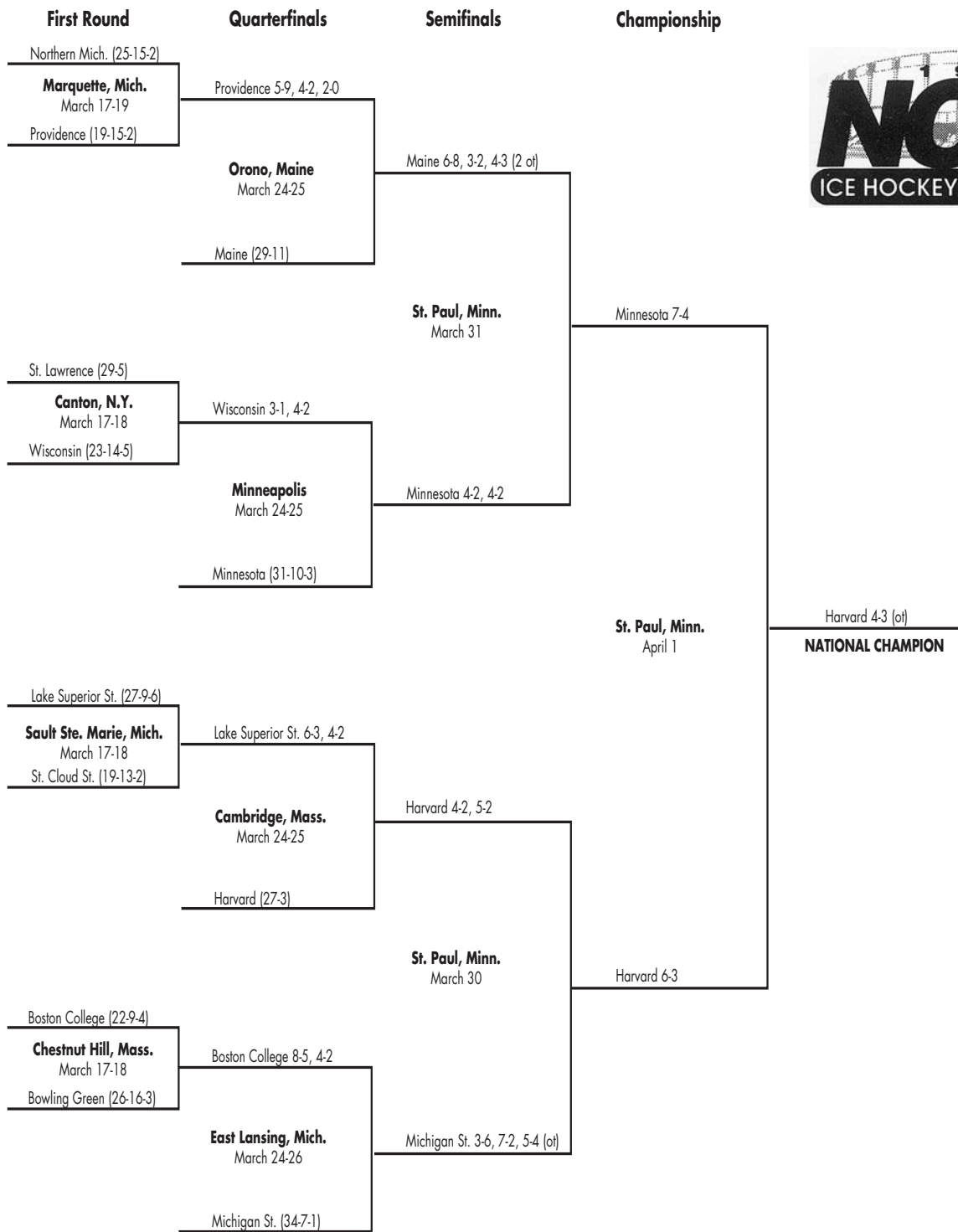
# 1988 Championship Bracket



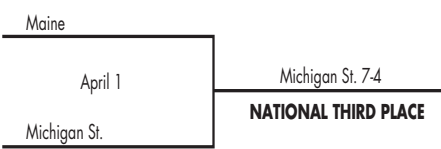
- |                   |                      |
|-------------------|----------------------|
| <b>East Seeds</b> | <b>West Seeds</b>    |
| 1. Maine          | 1. Minnesota         |
| 2. St. Lawrence   | 2. Lake Superior St. |
| 3. Northeastern   | 3. Wisconsin         |
| 4. Harvard        | 4. Bowling Green     |
| 5. Vermont        | 5. Michigan St.      |
| 6. Mass.-Lowell   | 6. Merrimack         |




# 1989 Championship Bracket



- |                   |                      |
|-------------------|----------------------|
| <b>East Seeds</b> | <b>West Seeds</b>    |
| 1. Maine          | 1. Michigan St.      |
| 2. Harvard        | 2. Minnesota         |
| 3. St. Lawrence   | 3. Lake Superior St. |
| 4. Boston College | 4. Northern Mich.    |
| 5. Providence     | 5. Bowling Green     |
| 6. St. Cloud St.  | 6. Wisconsin         |



# 1990 Championship Bracket



- |                    |                      |
|--------------------|----------------------|
| <b>East Seeds</b>  | <b>West Seeds</b>    |
| 1. Boston College  | 1. Michigan St.      |
| 2. Colgate         | 2. Wisconsin         |
| 3. Maine           | 3. Lake Superior St. |
| 4. Boston U.       | 4. Minnesota         |
| 5. Clarkson        | 5. North Dakota      |
| 6. Alas. Anchorage | 6. Bowling Green     |


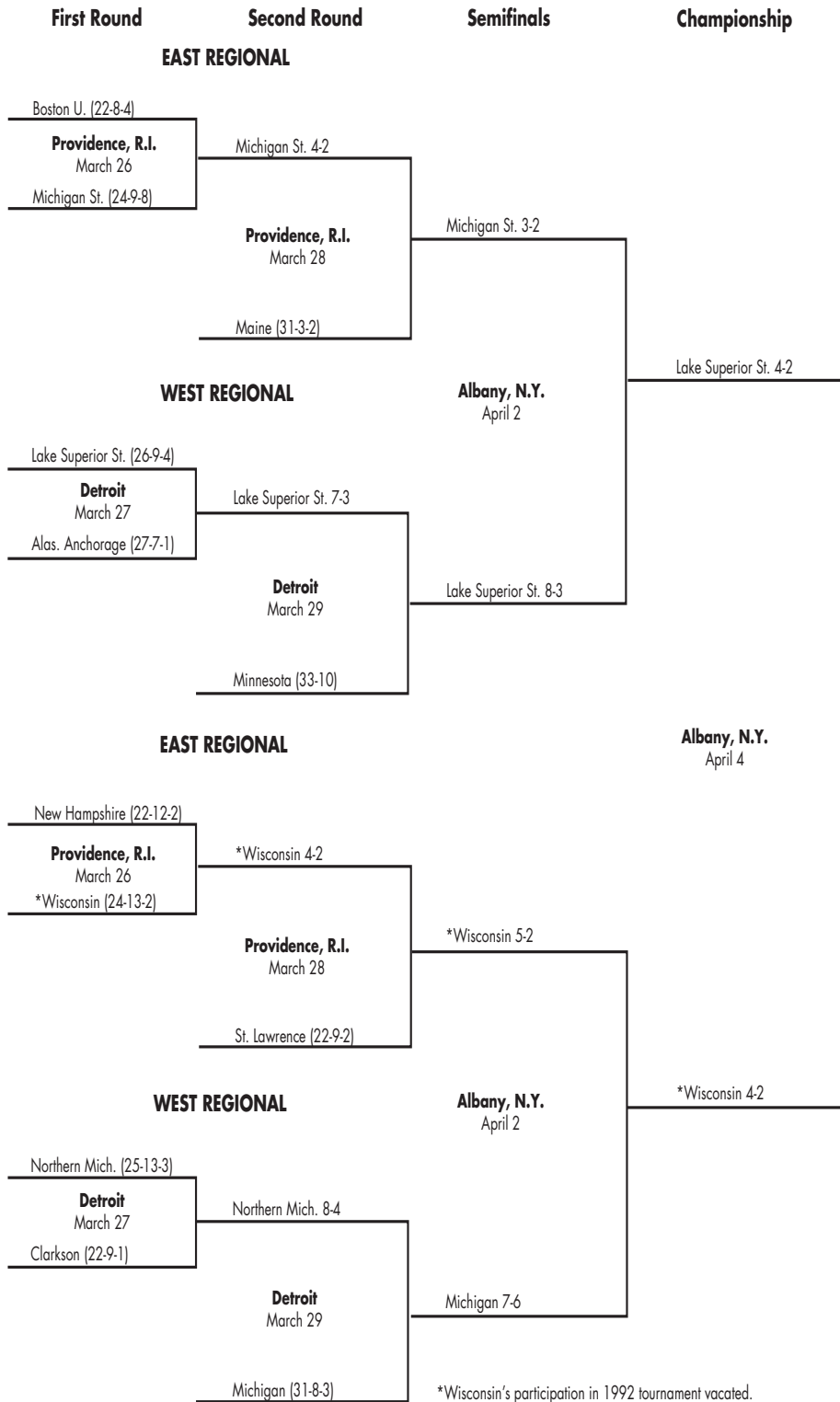


# 1991 Championship Bracket



- |                   |                      |
|-------------------|----------------------|
| <b>East Seeds</b> | <b>West Seeds</b>    |
| 1. Maine          | 1. Lake Superior St. |
| 2. Boston U.      | 2. Northern Mich.    |
| 3. Boston College | 3. Michigan          |
| 4. Clarkson       | 4. Minnesota         |
| 5. Providence     | 5. Wisconsin         |
| 6. Cornell        | 6. Alas. Anchorage   |

# 1992 Championship Bracket



**East Seeds**

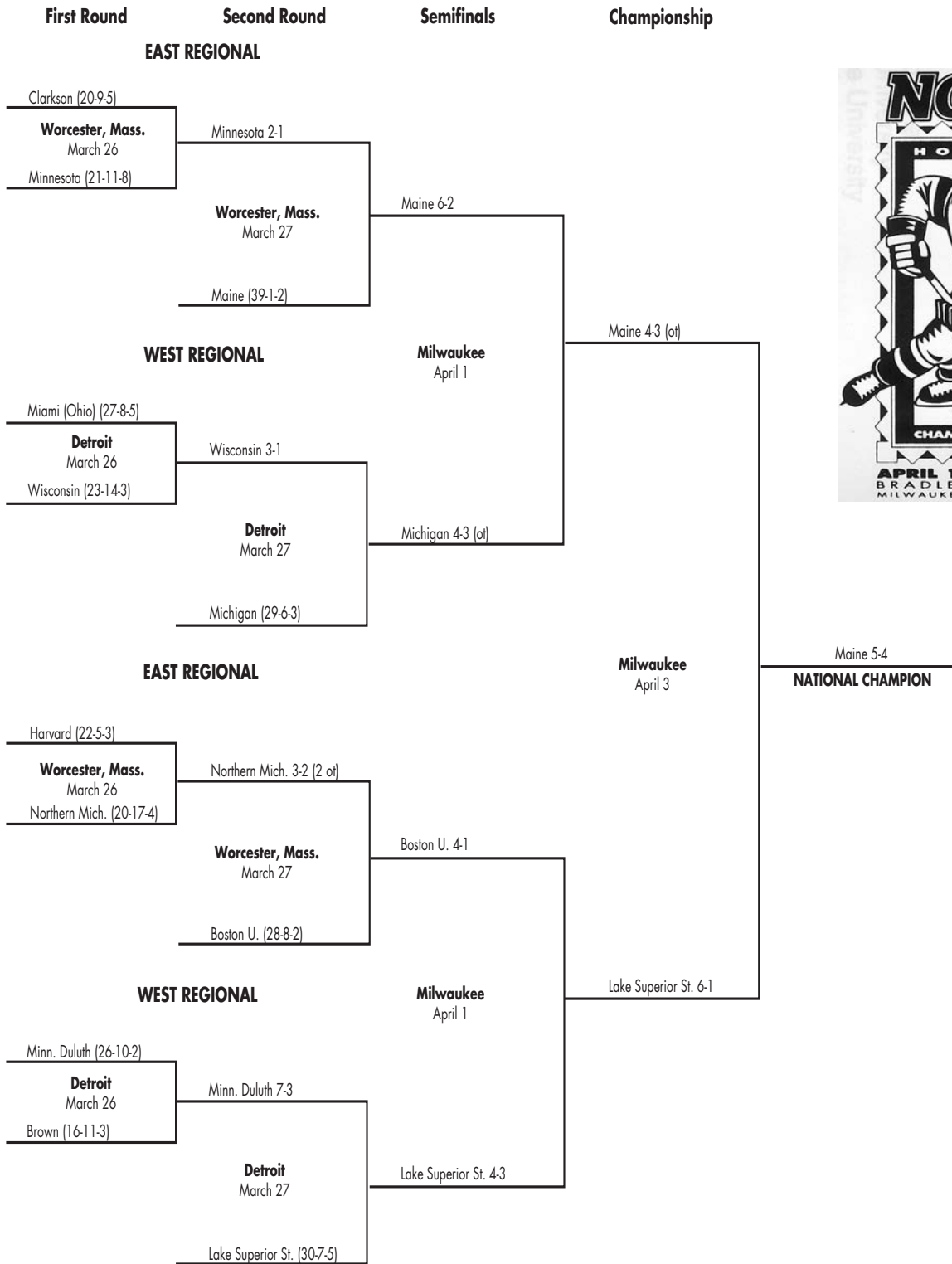
- 1. Maine
- 2. St. Lawrence
- 3. New Hampshire
- 4. Boston U.
- 5. Michigan St.
- 6. \*Wisconsin

**West Seeds**

- 1. Michigan
- 2. Minnesota
- 3. Lake Superior St.
- 4. Northern Mich.
- 5. Clarkson
- 6. Alas. Anchorage

\*Wisconsin's participation in 1992 tournament vacated.

# 1993 Championship Bracket



- |                   |                      |
|-------------------|----------------------|
| <b>East Seeds</b> | <b>West Seeds</b>    |
| 1. Maine          | 1. Lake Superior St. |
| 2. Boston U.      | 2. Michigan          |
| 3. Harvard        | 3. Miami (Ohio)      |
| 4. Clarkson       | 4. Minn. Duluth      |
| 5. Minnesota      | 5. Brown             |
| 6. Northern Mich. | 6. Wisconsin         |

# 1994 Championship Bracket

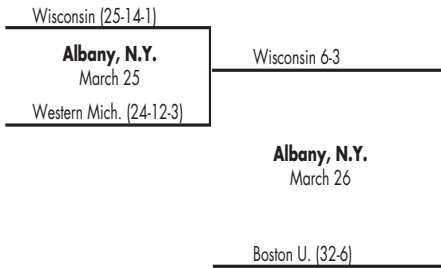
**First Round**

**Second Round**

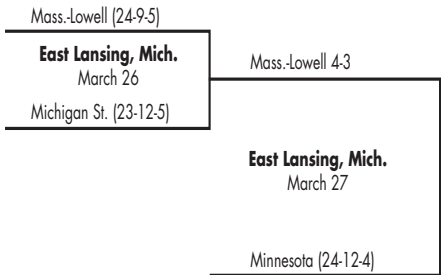
**Semifinals**

**Championship**

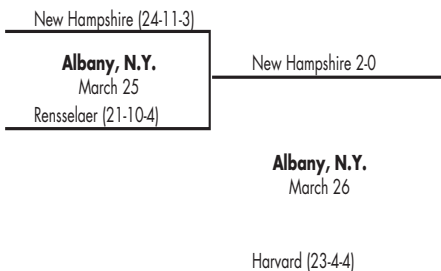
**EAST REGIONAL**



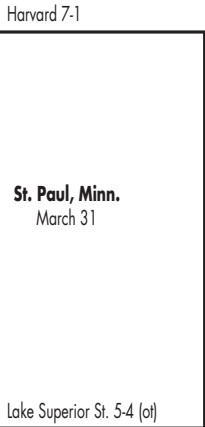

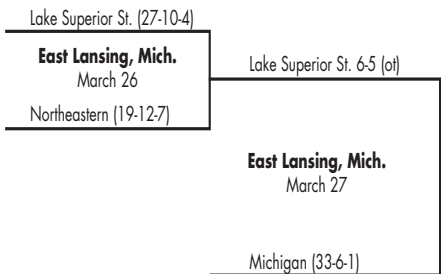
**WEST REGIONAL**



**EAST REGIONAL**



**WEST REGIONAL**



Lake Superior St. 9-1  
**NATIONAL CHAMPION**

**East Seeds**

- 1. Boston U.
- 2. Harvard
- 3. New Hampshire
- 4. Wisconsin
- 5. Western Mich.
- 6. Rensselaer

**West Seeds**

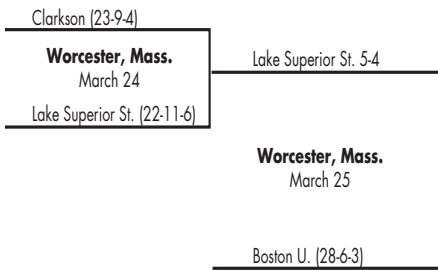
- 1. Michigan
- 2. Minnesota
- 3. Mass.-Lowell
- 4. Lake Superior St.
- 5. Northeastern
- 6. Michigan St.



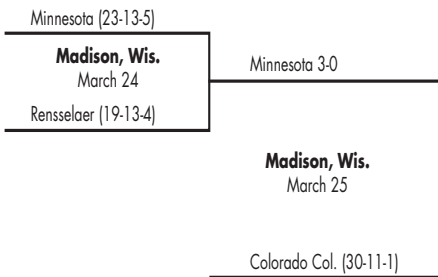
# 1995 Championship Bracket

**First Round      Second Round      Semifinals      Championship**

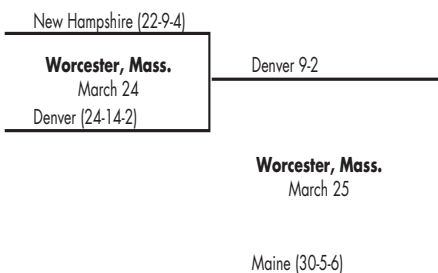
**EAST REGIONAL**



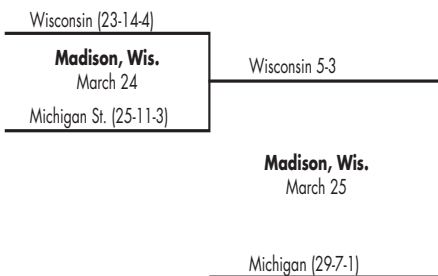
**WEST REGIONAL**




**EAST REGIONAL**



**WEST REGIONAL**



**Semifinals**



Minnesota 5-2

Maine 4-2

**Providence, R.I.**  
 March 30

Michigan 4-3

**Championship**

Boston U. 7-3

**Providence, R.I.**  
 April 1



Boston U. 6-2  
**NATIONAL CHAMPION**

**East Seeds**

- 1. Boston U.
- 2. Maine
- 3. New Hampshire
- 4. Clarkson
- 5. Lake Superior St.
- 6. Denver

**West Seeds**

- 1. Michigan
- 2. Colorado Col.
- 3. Minnesota
- 4. Wisconsin
- 5. Michigan St.
- 6. Rensselaer

# 1996 Championship Bracket

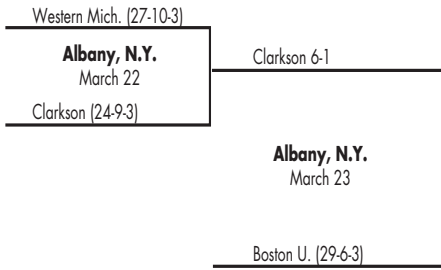
**First Round**

**Second Round**

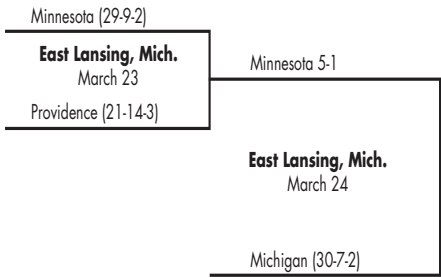
**Semifinals**

**Championship**

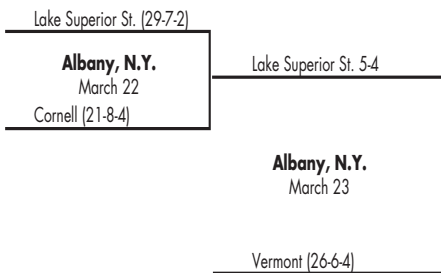
**EAST REGIONAL**



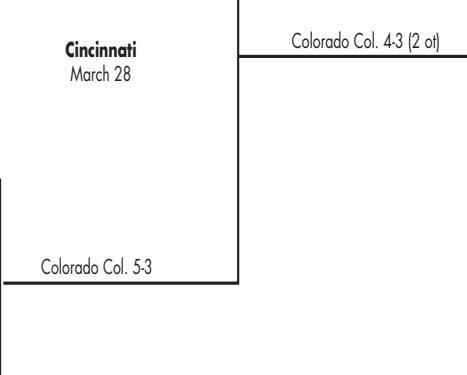
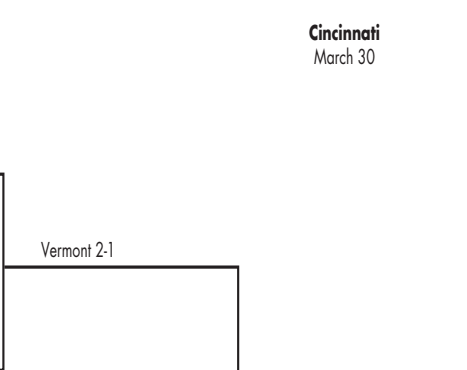
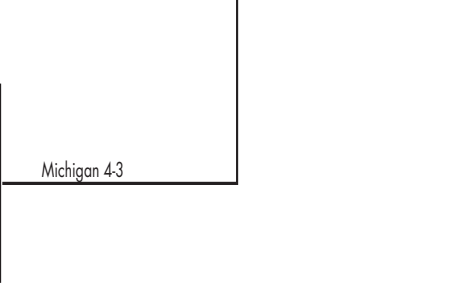
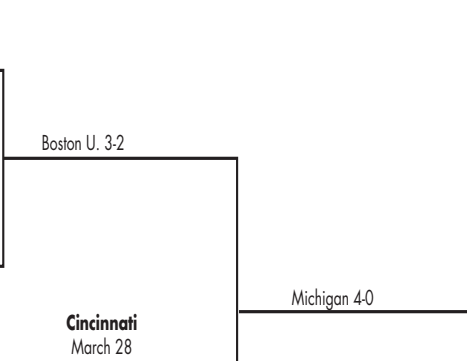
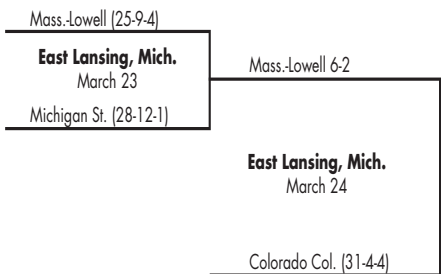
**WEST REGIONAL**



**EAST REGIONAL**



**WEST REGIONAL**



Michigan 3-2 (ot)  
**NATIONAL CHAMPION**



**East Seeds**

- 1. Boston U.
- 2. Vermont
- 3. Lake Superior St.
- 4. Western Mich.
- 5. Clarkson
- 6. Cornell

**West Seeds**

- 1. Colorado Col.
- 2. Michigan
- 3. Minnesota
- 4. Mass.-Lowell
- 5. Michigan St.
- 6. Providence

# 1997 Championship Bracket



- |                   |                   |
|-------------------|-------------------|
| <b>East Seeds</b> | <b>West Seeds</b> |
| 1. Clarkson       | 1. Michigan       |
| 2. Boston U.      | 2. North Dakota   |
| 3. Vermont        | 3. Miami (Ohio)   |
| 4. New Hampshire  | 4. Minnesota      |
| 5. Colorado Col.  | 5. Michigan St.   |
| 6. Denver         | 6. Cornell        |

# 1998 Championship Bracket

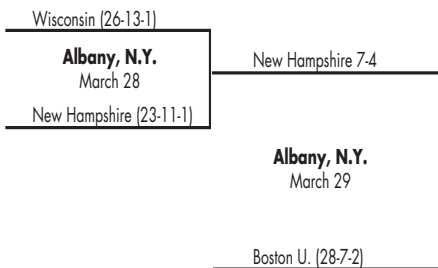
**First Round**

**Second Round**

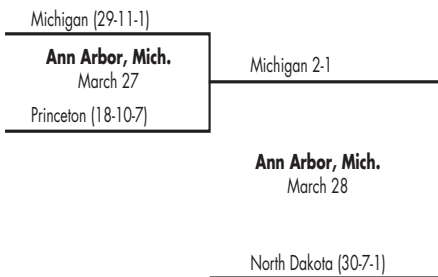
**Semifinals**

**Championship**

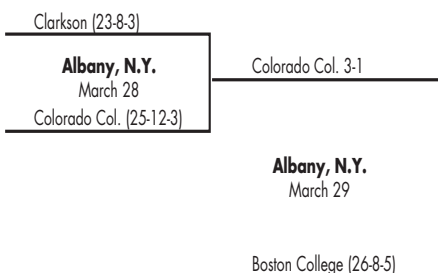
**EAST REGIONAL**



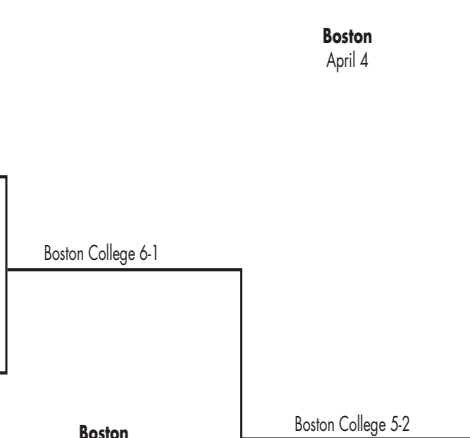
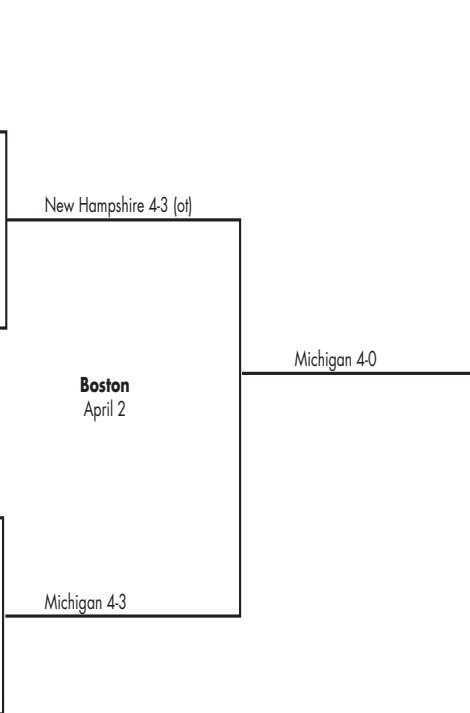
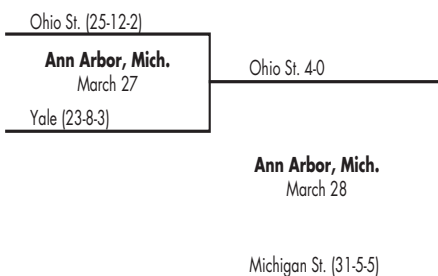
**WEST REGIONAL**



**EAST REGIONAL**



**WEST REGIONAL**



**East Seeds**

- 1. Boston U.
- 2. Boston College
- 3. Clarkson
- 4. Wisconsin
- 5. New Hampshire
- 6. Colorado Col.

**West Seeds**

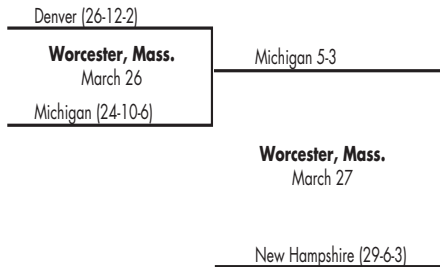
- 1. Michigan St.
- 2. North Dakota
- 3. Michigan
- 4. Ohio St.
- 5. Yale
- 6. Princeton



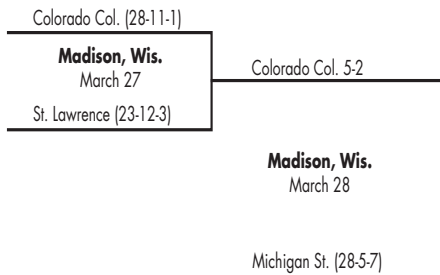
# 1999 Championship Bracket

**First Round      Second Round      Semifinals      Championship**

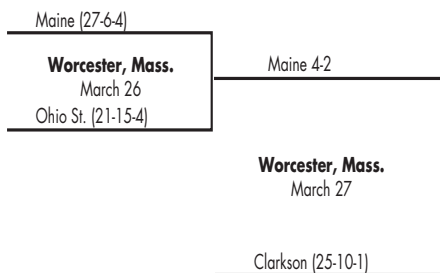
**EAST REGIONAL**



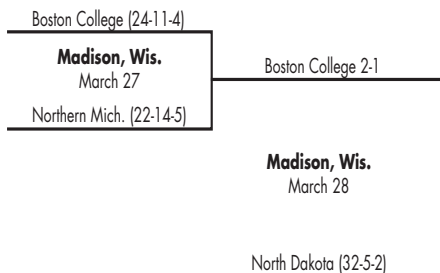
**WEST REGIONAL**



**EAST REGIONAL**



**WEST REGIONAL**



New Hampshire 2-1 (ot)

**Anaheim, Calif.**  
April 1

Michigan St. 4-3

New Hampshire 5-3

**Anaheim, Calif.**  
April 3

Maine 3-2 (ot)

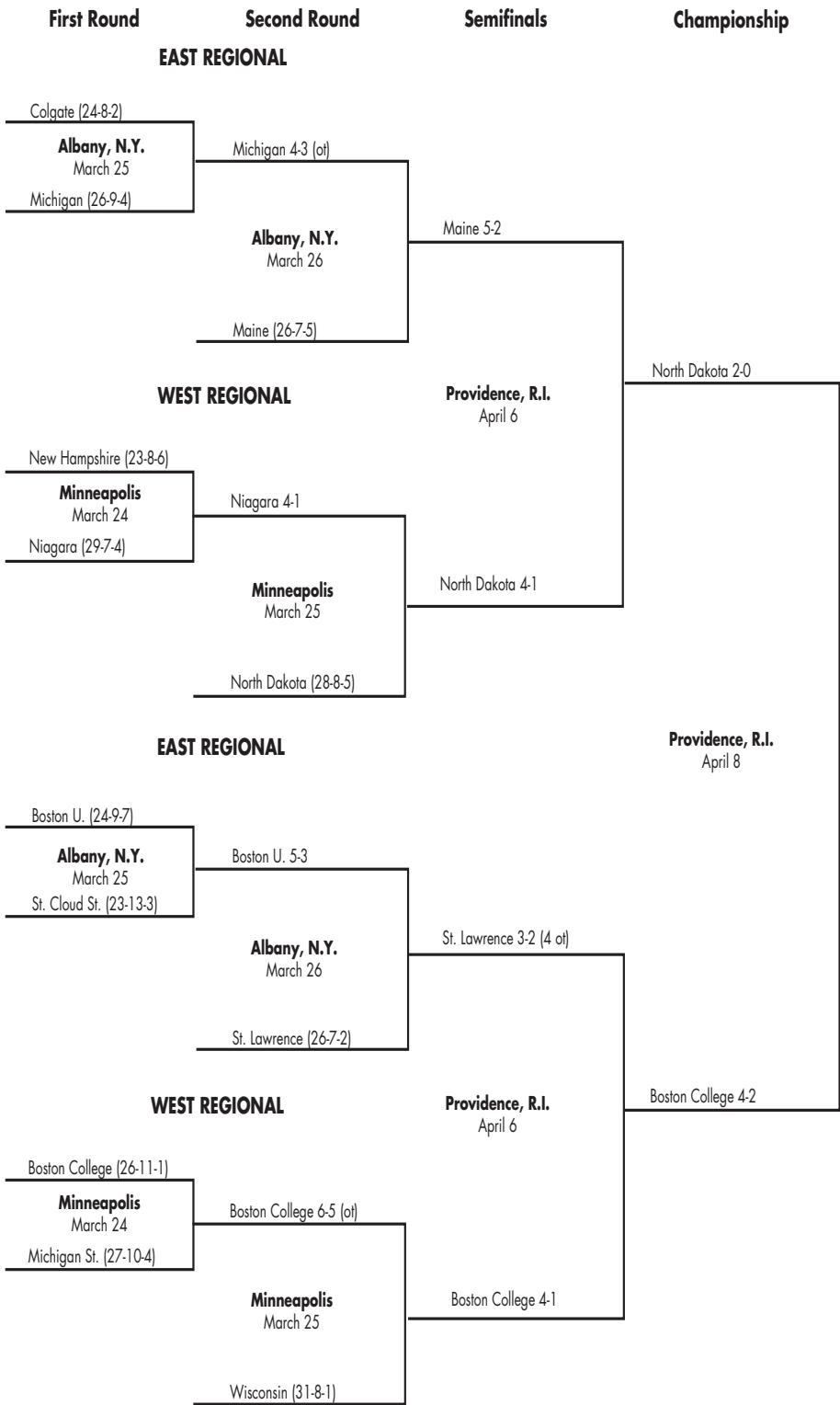
**NATIONAL CHAMPION**



- East Seeds**
1. New Hampshire
  2. Clarkson
  3. Maine
  4. Denver
  5. Michigan
  6. Ohio St.

- West Seeds**
1. North Dakota
  2. Michigan St.
  3. Colorado Col.
  4. Boston College
  5. Northern Mich.
  6. St. Lawrence

## 2000 Championship Bracket

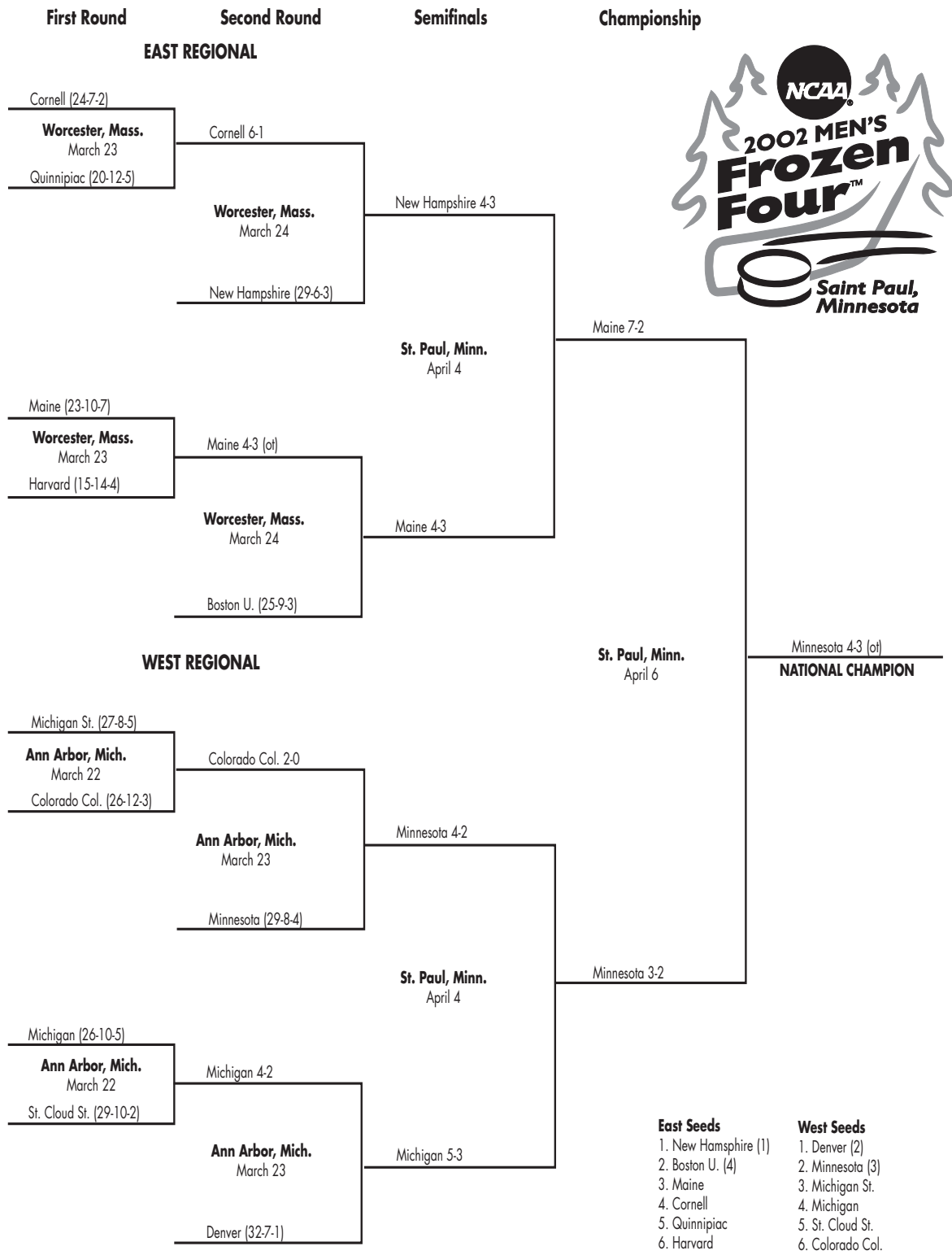


- East Seeds**
1. Maine
  2. St. Lawrence
  3. Boston U.
  4. Colgate
  5. Michigan
  6. St. Cloud St.

- West Seeds**
1. Wisconsin
  2. North Dakota
  3. New Hampshire
  4. Boston College
  5. Michigan St.
  6. Niagara



## 2002 Championship Bracket

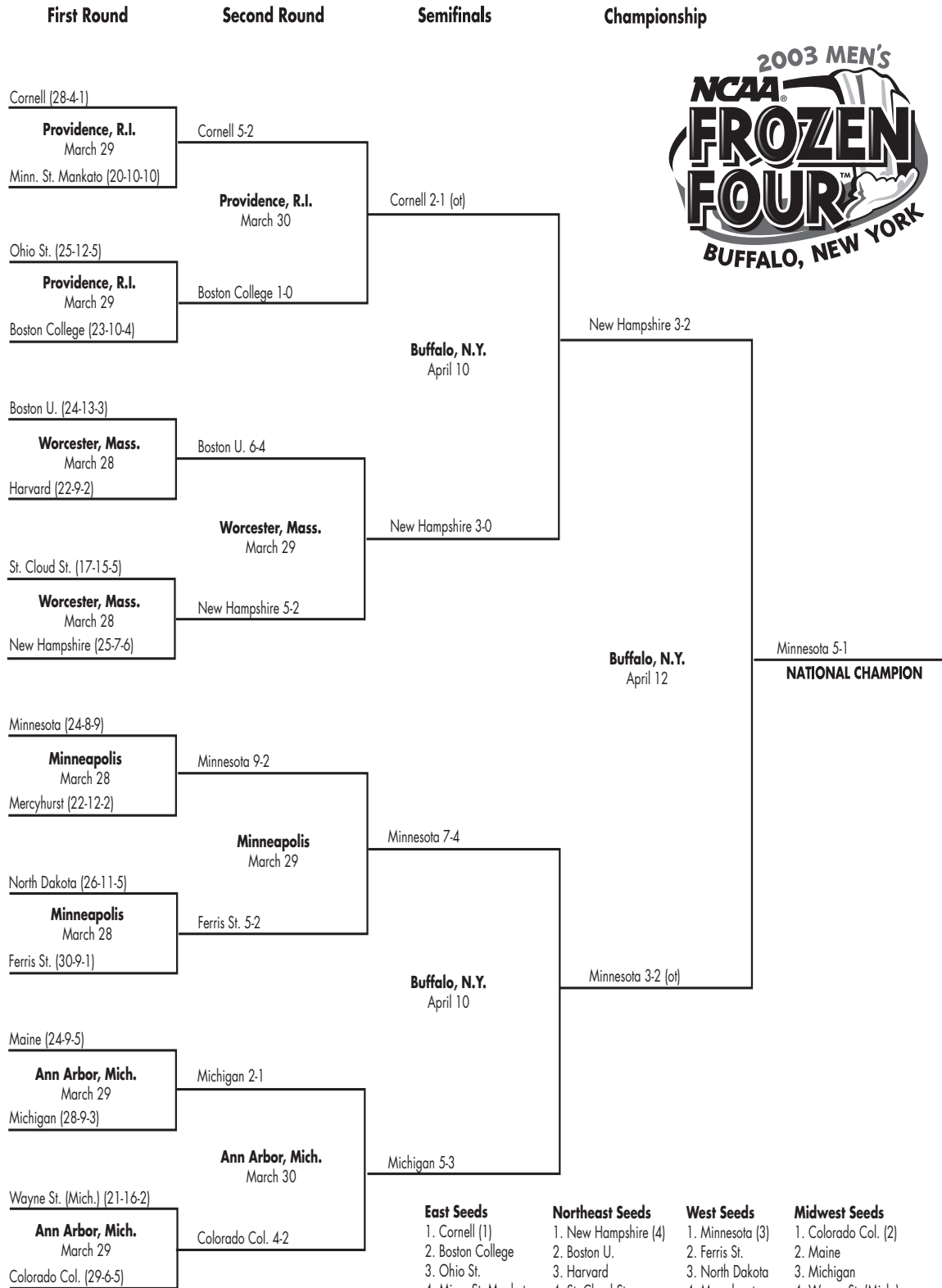


- |  |  |
|--|--|
| <p><b>East Seeds</b></p> <ol style="list-style-type: none"> <li>1. New Hampshire (1)</li> <li>2. Boston U. (4)</li> <li>3. Maine</li> <li>4. Cornell</li> <li>5. Quinnipiac</li> <li>6. Harvard</li> </ol> | <p><b>West Seeds</b></p> <ol style="list-style-type: none"> <li>1. Denver (2)</li> <li>2. Minnesota (3)</li> <li>3. Michigan St.</li> <li>4. Michigan</li> <li>5. St. Cloud St.</li> <li>6. Colorado Col.</li> </ol> |
|--|--|

Overall seeds in parentheses.



## 2003 Championship Bracket



- |   |  |  |   |
|---|--|--|---|
| <p><b>East Seeds</b></p> <ol style="list-style-type: none"> <li>1. Cornell (1)</li> <li>2. Boston College</li> <li>3. Ohio St.</li> <li>4. Minn. St. Mankato</li> </ol> | <p><b>Northeast Seeds</b></p> <ol style="list-style-type: none"> <li>1. New Hampshire (4)</li> <li>2. Boston U.</li> <li>3. Harvard</li> <li>4. St. Cloud St.</li> </ol> | <p><b>West Seeds</b></p> <ol style="list-style-type: none"> <li>1. Minnesota (3)</li> <li>2. Ferris St.</li> <li>3. North Dakota</li> <li>4. Mercyhurst</li> </ol> | <p><b>Midwest Seeds</b></p> <ol style="list-style-type: none"> <li>1. Colorado Col. (2)</li> <li>2. Maine</li> <li>3. Michigan</li> <li>4. Wayne St. (Mich.)</li> </ol> |
|---|--|--|---|

Overall seeds in parentheses.

## 2004 Championship Bracket



## 2005 Championship Bracket

**First Round**

**Second Round**

**Semifinals**

**Championship**



**East Seeds**

1. Boston College (1)
2. North Dakota
3. Boston U.
4. Mercyhurst

**Northeast Seeds**

1. Denver (2)
2. New Hampshire
3. Harvard
4. Bemidji St.

**West Seeds**

1. Minnesota (4)
2. Cornell
3. Ohio St.
4. Maine

**Midwest Seeds**

1. Colorado Col. (3)
2. Michigan
3. Wisconsin
4. Colgate

Overall seeds in parentheses.

## 2006 Championship Bracket



- |  |   |  |  |
|--|---|--|--|
| <p><b>East Seeds</b></p> <ol style="list-style-type: none"> <li>1. Michigan St. (4)</li> <li>2. Harvard</li> <li>3. Maine</li> <li>4. New Hampshire</li> </ol> | <p><b>Northeast Seeds</b></p> <ol style="list-style-type: none"> <li>1. Boston U. (3)</li> <li>2. Miami (Ohio)</li> <li>3. Boston College</li> <li>4. Neb.-Omaha</li> </ol> | <p><b>West Seeds</b></p> <ol style="list-style-type: none"> <li>1. Minnesota (2)</li> <li>2. North Dakota</li> <li>3. Michigan</li> <li>4. Holy Cross</li> </ol> | <p><b>Midwest Seeds</b></p> <ol style="list-style-type: none"> <li>1. Wisconsin (1)</li> <li>2. Cornell</li> <li>3. Colorado Col.</li> <li>4. Bemidji St.</li> </ol> |
|--|---|--|--|
- Overall seeds in parentheses.



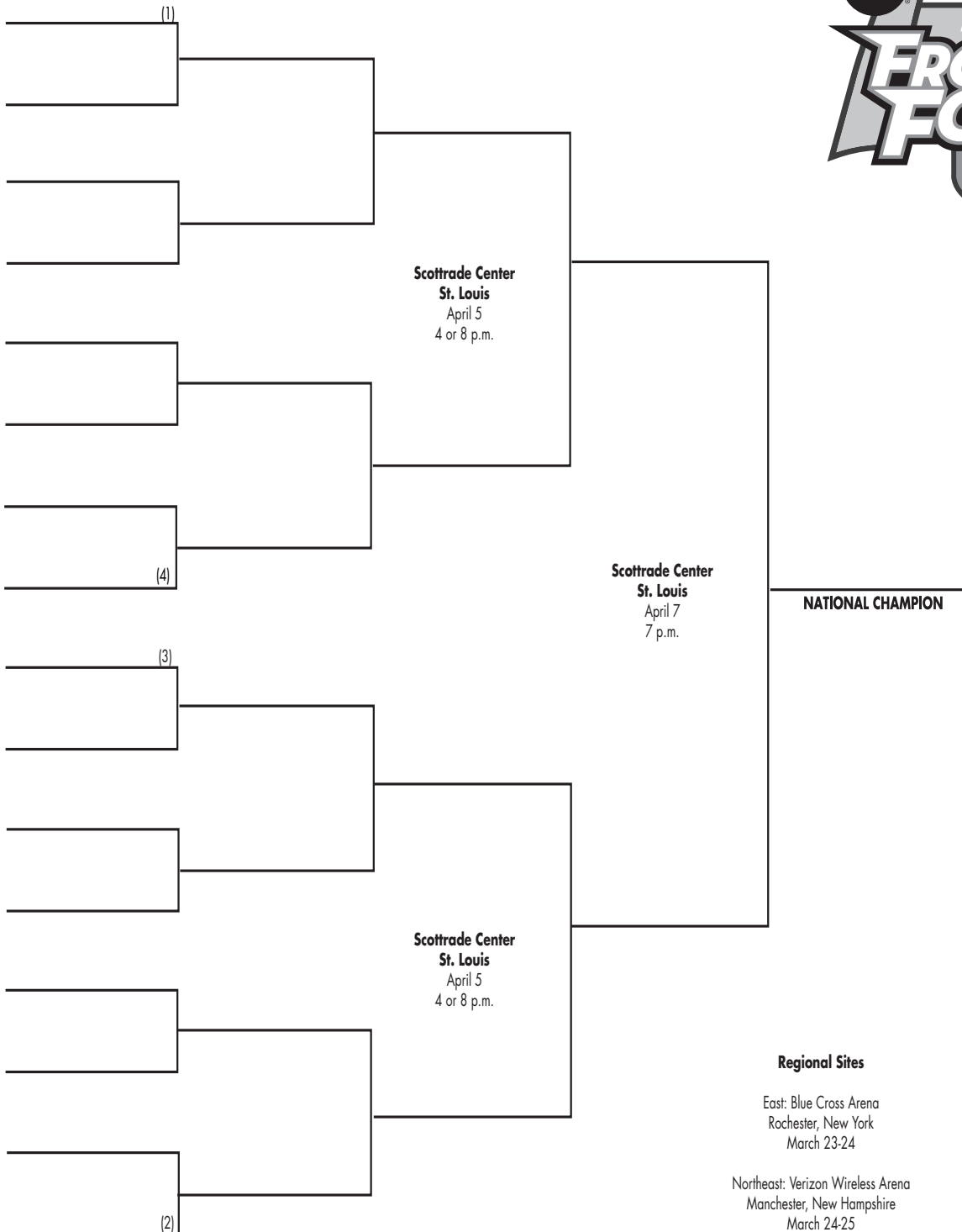
## 2007 Championship Bracket

First Round

Second Round

Semifinals

Championship



- | East Seeds | Northeast Seeds | West Seeds | Midwest Seeds |
|------------|-----------------|------------|---------------|
| 1.         | 1.              | 1.         | 1.            |
| 2.         | 2.              | 2.         | 2.            |
| 3.         | 3.              | 3.         | 3.            |
| 4.         | 4.              | 4.         | 4.            |

Overall seeds in parentheses.

**Regional Sites**

- East: Blue Cross Arena  
Rochester, New York  
March 23-24
- Northeast: Verizon Wireless Arena  
Manchester, New Hampshire  
March 24-25
- West: Pepsi Center  
Denver  
March 24-25
- Midwest: Van Andel Arena  
Grand Rapids, Michigan  
March 23-24

# Women's Frozen Four Records

---

Championship Results .....	122
Frozen Four Facts .....	122
Frozen Four Records .....	122
Championship Game Records.....	125
Regional Records .....	126
Tournament Facts .....	128
Tournament Records .....	128
Tournament History .....	131
Entering the NCAA Tournament, These Teams .....	132
Seeding History .....	132
Annual Scoring Leaders .....	132
NCAA Women's Ice Hockey	
Championship Committee Chairs .....	133
Championship Committee Roster .....	133
Coaching Facts .....	133
Team-By-Team Won-Lost-Tied Records.....	133
All-Time Coaches .....	134
Team Champions .....	135
Championship Brackets .....	138



## Championship Results

Year	Champion	Coach	Score	Runner-Up	3rd Place	4th Place	Site
2001	Minn. Duluth (28-5-4)	Shannon Miller	4-2	St. Lawrence	Harvard	Dartmouth	Minneapolis
2002	Minn. Duluth (24-6-4)	Shannon Miller	3-2	Brown	Niagara (tie)	Minnesota (tie)	Durham, N.H.
2003	Minn. Duluth (31-3-2)	Shannon Miller	4-3 (ot)	Harvard	Dartmouth	Minnesota	Duluth, Minn.
2004	Minnesota (30-4-2)	Laura Halldorson	6-2	Harvard	St. Lawrence	Dartmouth	Providence, R.I.
2005	Minnesota (36-2-2)	Laura Halldorson	4-3	Harvard	St. Lawrence	Dartmouth	Durham, N.H.
2006	Wisconsin (36-4-1)	Mark Johnson	3-0	Minnesota	<b>Semifinalist*</b> New Hampshire	<b>Semifinalist*</b> St. Lawrence	Minneapolis

\*Third-place game discontinued after 2005. Since then, both teams defeated in the semifinals are awarded third place.

## Frozen Four Facts

### FROZEN FOUR APPEARANCES

- 5—Minnesota, 2002-03-04-05-06
- 4—Dartmouth, 2001-03-04-05
- 4—Harvard, 2001-03-04-05
- 4—St. Lawrence, 2001-04-05-06
- 3—Minn. Duluth, 2001-02-03
- 1—Brown, 2002
- 1—New Hampshire, 2006
- 1—Niagara, 2002
- 1—Wisconsin, 2006

### CONSECUTIVE FROZEN FOUR APPEARANCES

- 5—Minnesota, 2002-06
- 3—Minn. Duluth, 2001-03
- 3—Dartmouth, 2003-05
- 3—Harvard, 2003-05
- 3—St. Lawrence, 2004-06

### FROZEN FOUR WINS

- 6—Minn. Duluth, 2001-03
- 5—Minnesota, 2002-06
- 4—Harvard, 2001-05
- 3—St. Lawrence, 2001-05
- 2—Wisconsin, 2006
- 1—Brown, 2002
- 1—Dartmouth, 2003

### FROZEN FOUR WINNING PERCENTAGE (Min. 2 games)

- 1.000—Minn. Duluth, 2001-02-03 (6-0)
- 1.000—Wisconsin, 2006 (2-0)
- .550—Minnesota, 2002-06 (5-4-1)
- .500—Brown, 2002 (1-1)
- .500—Harvard, 2001-05 (4-4)
- .429—St. Lawrence, 2001-06 (3-4)

### NCAA CHAMPIONSHIPS

- 3—Minn. Duluth, 2001, 2002, 2003
- 2—Minnesota, 2004, 2005
- 1—Wisconsin, 2006

## Frozen Four Records

The following records include game, year and career marks set during the Frozen Four, which consists of the two national semifinal games, the national third-place game (from 2001 through 2005) and the national championship game. A national semifinal game is indicated by (NSF), a national third-place game by (N3d) and a national championship game by (CH). Any national semifinal game records not included in the listings are specifically noted below that category.

### Individual, Game

#### GOALS

- 4—Bobbi Ross, Minnesota vs. New Hampshire, NSF, March 24, 2006
- 3—Maria Rooth, Minn. Duluth vs. Harvard, NSF, March 23, 2001
- 3—Natalie Darwitz, Minnesota vs. Harvard, CH, March 28, 2004

- 3—Krissy Wendell, Minnesota vs. Dartmouth, NSF, March 26, 2004
- 3—Sarah Vaillancourt, Harvard vs. St. Lawrence, NSF, March 25, 2005
- 3—Rebecca Russell, St. Lawrence vs. Dartmouth, N3d, March 27, 2005

#### FASTEST GAME-OPENING GOAL

- :13—Natalie Darwitz, Minnesota vs. Dartmouth, NSF, March 25, 2005
- :46—Bobbi Ross, Minnesota vs. New Hampshire, NSF, March 24, 2006
- 1:00—Tammy Shewchuk, Harvard vs. Dartmouth, N3d, March 25, 2001
- 2:57—Jenny Hempel, Minn. Duluth vs. Niagara, NSF, March 22, 2002
- 3:51—Larissa Luther, Minn. Duluth vs. Dartmouth, NSF, March 21, 2003

#### FASTEST GOAL, START OF PERIOD

- :09—Natalie Darwitz, Minnesota vs. Harvard, CH, March 28, 2004 (third)
- :13—Natalie Darwitz, Minnesota vs. Dartmouth, NSF, March 25, 2005 (first)
- :21—Jennifer Botterill, Harvard vs. Minn. Duluth, CH, March 23, 2003 (second)
- :31—Chelsea Grills, St. Lawrence vs. Harvard, NSF, March 25, 2005 (second)
- :41—Kelly Stephens, Minnesota vs. Harvard, CH, March 28, 2004 (third)

#### FASTEST CONSECUTIVE GOALS

- 1:59—Natalie Darwitz, Minnesota vs. Dartmouth, NSF, March 25, 2005
- 4:07—Kelly Stephens, Minnesota vs. Dartmouth, NSF, March 26, 2004
- 5:01—Maria Rooth, Minn. Duluth vs. Harvard, NSF, March 23, 2001
- 7:35—Krissy Wendell, Minnesota vs. Dartmouth, NSF, March 26, 2004
- 8:30—Sarah Vaillancourt, Harvard vs. St. Lawrence, NSF, March 25, 2005

#### FASTEST HAT TRICK

- 16:07—Maria Rooth, Minn. Duluth vs. Harvard, NSF, March 23, 2001
- 22:53—Krissy Wendell, Minnesota vs. Dartmouth, NSF, March 26, 2004
- 26:45—Sarah Vaillancourt, Harvard vs. St. Lawrence, NSF, March 25, 2005
- 28:07—Natalie Darwitz, Minnesota vs. Harvard, CH, March 28, 2004
- 29:53—Bobbi Ross, Minnesota vs. New Hampshire, NSF, March 24, 2006

#### ASSISTS

- 3—Krissy Wendell, Minnesota vs. Harvard, CH, March 28, 2004
- 3—Caillin Cahow, Harvard vs. St. Lawrence, NSF, March 25, 2005
- 3—Natalie Darwitz, Minnesota vs. Dartmouth, NSF, March 25, 2005
- 3—Natalie Darwitz, Minnesota vs. Harvard, CH, March 27, 2005
- 2—Andrea Nichols, Minnesota vs. New Hampshire, NSF, March 24, 2006
- 2—Jennifer Hitchcock, New Hampshire vs. Minnesota, NSF, March 24, 2006
- 2—Cyndy Kenyon, Wisconsin vs. Minnesota, CH, March 26, 2006

#### POINTS

- 5—Natalie Darwitz, Minnesota vs. Dartmouth, NSF, March 25, 2005
- 5—Rebecca Russell, St. Lawrence vs. Dartmouth, N3d, March 27, 2005
- 4—Maria Rooth, Minn. Duluth vs. Harvard, NSF, March 23, 2001
- 4—Julie Chu, Harvard vs. Minnesota, NSF, March 21, 2003
- 4—Krissy Wendell, Minnesota vs. Dartmouth, NSF, March 26, 2004
- 4—Natalie Darwitz, Minnesota vs. Harvard, CH, March 28, 2004
- 4—Krissy Wendell, Minnesota vs. Harvard, CH, March 28, 2004
- 4—Natalie Darwitz, Minnesota vs. Harvard, CH, March 27, 2005
- 4—Krissy Wendell, Minnesota vs. Dartmouth, NSF, March 25, 2005
- 4—Bobbi Ross, Minnesota vs. New Hampshire, NSF, March 24, 2006

#### PENALTIES

- 5—Angela Ruggiero, Harvard vs. Minn. Duluth, CH, March 23, 2003
- 4—Nora Tallus, Minn. Duluth vs. Harvard, CH, March 23, 2003
- 3—Lindsay Weaver, Harvard vs. Minnesota, CH, March 28, 2004
- 3—Leah Craig, New Hampshire vs. Minnesota, NSF, March 24, 2006

#### SAVES

- 46—Amy Ferguson, Dartmouth vs. Minn. Duluth, NSF, March 21, 2003
- 41—Patricia Sautter, Minn. Duluth vs. Harvard, CH, March 23, 2003
- 40—Tania Pinelli, Niagara vs. Minn. Duluth, NSF, March 22, 2002
- 37—Jessica Ruddock, Harvard vs. Minn. Duluth, CH, March 23, 2003
- 36—Rachel Barrie, St. Lawrence vs. Harvard, NSF, March 26, 2004
- 36—Jess Moffat, St. Lawrence vs. Harvard, NSF, March 25, 2005

#### SHUTOUTS

- Jessie Vetter, Wisconsin vs. St. Lawrence, NSF, March 24, 2006
- Jessie Vetter, Wisconsin vs. Minnesota, CH, March 26, 2006

## Individual, Year

#### GOALS

- 4—Maria Rooth, Minn. Duluth, 2001
- 4—Krissy Wendell, Minnesota, 2004
- 4—Sarah Vaillancourt, Harvard, 2005
- 4—Bobbi Ross, Minnesota, 2006
- 3—Tammy Shewchuk, Harvard, 2001
- 3—Kristy Zamora, Brown, 2002
- 3—Hanne Sikio, Minn. Duluth, 2003
- 3—Kelly Stephens, Minnesota, 2004
- 3—Natalie Darwitz, Minnesota, 2004
- 3—Natalie Darwitz, Minnesota, 2005
- 3—Krissy Wendell, Minnesota, 2005

#### ASSISTS

- 6—Natalie Darwitz, Minnesota, 2005
- 4—Kelly Stephens, Minnesota, 2005
- 4—Julie Chu, Harvard, 2005
- 3—Jessica Link, Brown, 2002
- 3—Jamie Hagerman, Harvard, 2003

- 3—Jenny Potter, Minn. Duluth, 2003
- 3—Rebecca Russell, St. Lawrence, 2004
- 3—Natalie Darwitz, Minnesota, 2004
- 3—Krissey Wendell, Minnesota, 2005
- 3—Rebecca Russell, St. Lawrence, 2005

**POINTS**

- 9—Natalie Darwitz, Minnesota, 2005
- 8—Krissey Wendell, Minnesota, 2004
- 6—Maria Rooth, Minn. Duluth, 2001
- 6—Natalie Darwitz, Minnesota, 2004
- 6—Rebecca Russell, St. Lawrence, 2005

**PENALTIES**

- 5—Angela Ruggiero, Harvard, 2003
- 5—Nora Tallus, Minn. Duluth, 2003
- 4—Gillian Apps, Dartmouth, 2003
- 4—Lindsay Weaver, Harvard, 2004
- 4—Laurie Ross, St. Lawrence, 2005

**SAVES**

- 74—Tania Pinelli, Niagara, 2002
- 73—Amy Ferguson, Dartmouth, 2003
- 69—Patricia Sautter, Minn. Duluth, 2003
- 63—Rachel Barrie, St. Lawrence, 2001
- 63—Pam Dreyer, Brown, 2002

**SAVE PERCENTAGE**

**(Min. two games)**

- 1.000—Jessie Vetter, Wisconsin, 2006 (0 goals allowed, 58 saves)
- .951—Rachel Barrie, St. Lawrence, 2004 (3 goals allowed, 58 saves)
- .949—Jody Horak, Minnesota, 2004 (3 goals allowed, 56 saves)
- .940—Pam Dreyer, Brown, 2002 (4 goals allowed, 63 saves)
- .937—Tania Pinelli, Niagara, 2002 (5 goals allowed, 74 saves)
- .932—Patricia Sautter, Minn. Duluth, 2003 (5 goals allowed, 69 saves)

**GOALS-AGAINST AVERAGE**

**(Min. 110 minutes)**

- 0.00—Jessie Vetter, Wisconsin, 2006, (0 goals allowed)
- 1.50—Rachel Barrie, St. Lawrence, 2004 (3 goals allowed)
- 1.51—Jody Horak, Minnesota, 2004 (3 goals allowed)
- 1.86—Meaghan Cahill, Dartmouth, 2001 (3 goals allowed)
- 2.00—Patricia Sautter, Minn. Duluth, 2002 (4 goals allowed)
- 2.02—Pam Dreyer, Brown, 2002 (4 goals allowed)

**Team, Game**

**GOALS**

- 7—Minnesota vs. Dartmouth (2), NSF, March 25, 2005
- 6—Minn. Duluth vs. Harvard (3), NSF, March 23, 2001
- 6—Harvard vs. Minnesota (1), NSF, March 21, 2003
- 6—Minnesota vs. Harvard (2), CH, March 28, 2004
- 5—Minn. Duluth vs. Dartmouth (2), NSF, March 21, 2003
- 5—Minnesota vs. Dartmouth (1), NSF, March 26, 2004
- 5—St. Lawrence vs. Dartmouth (1), N3d, March 27, 2005
- 5—Minnesota vs. New Hampshire (4), NSF, March 24, 2006

**GOALS, BOTH TEAMS**

- 9—Minn. Duluth (6) vs. Harvard (3), NSF, March 23, 2001
- 9—Minnesota (7) vs. Dartmouth (2), NSF, March 25, 2005
- 9—Minnesota (5) vs. New Hampshire (4), NSF, March 24, 2006
- 8—Minnesota (6) vs. Harvard (2), CH, March 28, 2004
- 7—Minn. Duluth (4) vs. Harvard (3), CH, March 23, 2003
- 7—Minn. Duluth (5) vs. Dartmouth (2), NSF, March 21, 2003
- 7—Harvard (6) vs. Minnesota (1), NSF, March 21, 2003
- 7—Minnesota (4) vs. Harvard (3), CH, March 27, 2005

**GOALS, PERIOD**

- 5—Minn. Duluth vs. Harvard, NSF, March 23, 2001 (third)
- 5—Minnesota vs. Dartmouth, NSF, March 25, 2005 (first)
- 4—Minnesota vs. Dartmouth, NSF, March 26, 2004 (third)
- 4—Minnesota vs. Harvard, CH, March 28, 2004 (third)
- 3—St. Lawrence vs. Dartmouth, NSF, March 23, 2001 (first)
- 3—Harvard vs. Minn. Duluth, CH, March 23, 2003 (second)
- 3—Minn. Duluth vs. Dartmouth, NSF, March 21, 2003 (second)
- 3—Dartmouth vs. Minnesota, N3d, March 23, 2003 (first)
- 3—St. Lawrence vs. Dartmouth, N3d, March 25, 2005 (third)

**GOALS, PERIOD, BOTH TEAMS**

- 7—Minn. Duluth (5) vs. Harvard (2), NSF, March 23, 2001 (third)
- 7—Minnesota (5) vs. Dartmouth (2), NSF, March 25, 2005 (first)
- 5—Minn. Duluth (3) vs. Dartmouth (2), NSF, March 21, 2003 (second)
- 4—Harvard (3) vs. Minn. Duluth (1), CH, March 23, 2003 (second)
- 4—Minnesota (4) vs. Dartmouth (0), NSF, March 26, 2004 (third)
- 4—Minnesota (4) vs. Harvard (0), CH, March 28, 2004 (third)
- 4—Minnesota (2) vs. Harvard (2), CH, March 27, 2005 (second)
- 4—Minnesota (2) vs. New Hampshire (2), NSF, March 24, 2006 (first)

**GOALS, LOSING TEAM**

- 4—New Hampshire vs. Minnesota (5), NSF, March 24, 2006
- 3—Harvard vs. Minn. Duluth (6), NSF, March 23, 2001
- 3—Harvard vs. Minn. Duluth (4), CH, March 23, 2003
- 3—Harvard vs. Minnesota (4), CH, March 27, 2005

**FEWEST GOALS**

- 0—St. Lawrence vs. Wisconsin (1), NSF, March 24, 2006
- 0—Minnesota vs. Wisconsin (3), CH, March 26, 2006
- 1—Dartmouth vs. St. Lawrence (3), NSF, March 23, 2001
- 1—Minnesota vs. Brown (2), NSF, March 22, 2002
- 1—Minnesota vs. Harvard (6), NSF, March 21, 2003
- 1—St. Lawrence vs. Harvard (2), NSF, March 26, 2004
- 1—Dartmouth vs. St. Lawrence (2), N3d, March 28, 2004
- 1—St. Lawrence vs. Harvard (4), NSF, March 25, 2005
- 1—Dartmouth vs. St. Lawrence (5), N3d, March 27, 2005
- 1—Wisconsin vs. St. Lawrence (0), NSF, March 24, 2006

**FEWEST GOALS, BOTH TEAMS**

- 1—Wisconsin (1) vs. St. Lawrence (0), NSF, March 24, 2006
- 3—Brown (2) vs. Minnesota (1), NSF, March 22, 2002
- 3—Harvard (2) vs. St. Lawrence (1), NSF, March 26, 2004
- 3—St. Lawrence (2) vs. Dartmouth (1), N3d, March 28, 2004
- 3—Wisconsin (3) vs. Minnesota (0), CH, March 26, 2006
- 4—Niagara (2) vs. Minnesota (2), N3d, March 24, 2002
- 4—St. Lawrence (3) vs. Dartmouth (1), NSF, March 23, 2001

**FASTEST CONSECUTIVE GOALS**

- :23—Harvard (Julie Chu and Lauren McAuliffe) vs. Minnesota, NSF, March 21, 2003
- :23—Harvard (Jennifer Botterill and Lauren McAuliffe) vs. Minn. Duluth, CH, March 23, 2003
- :30—Wisconsin (Jinelle Zaugg and Grace Hutchings) vs. Minnesota, CH, March 26, 2006
- :32—Minnesota (Natalie Darwitz and Kelly Stephens) vs. Harvard, CH, March 28, 2004
- :44—Dartmouth (Sarah Clark and Tiffany Hagge) vs. Minnesota, N3d, March 23, 2003

**FASTEST CONSECUTIVE GOALS BY OPPOSING TEAMS**

- :44—Dartmouth (Kristina Guarino), then Harvard (Kalen Ingram), N3d, March 25, 2001
- :51—Niagara (Jennifer Goulet), then Minnesota (La Toya Clarke), N3d, March 24, 2002
- :51—Minnesota (Kelly Stephens), then Brown (Kim Insalaco), NSF, March 22, 2002
- :59—Minn. Duluth (Caroline Ouellette), then Dartmouth (Alana BreMiller), NSF, March 21, 2003
- 1:19—Dartmouth (Gillian Apps), then Minnesota (Lyndsay Wall), NSF, March 25, 2005

**WINNING MARGIN**

- 5—Harvard (6) vs. Minnesota (1), NSF, March 21, 2003
- 5—Minnesota (7) vs. Dartmouth (2), NSF, March 25, 2005
- 4—Minnesota (5) vs. Dartmouth (1), NSF, March 26, 2004
- 4—Minnesota (6) vs. Harvard (2), CH, March 28, 2004
- 4—St. Lawrence (5) vs. Dartmouth (1), N3d, March 27, 2005

**LARGEST MARGIN OVERCOME TO WIN**

- 1—Seven times, most recent: Minnesota vs. Harvard, CH, March 28, 2004 (trailed 2-1, won 6-2)

**ASSISTS**

- 10—Minnesota vs. Dartmouth, NSF, March 25, 2005 (7 goals)
- 9—Minn. Duluth vs. Harvard, NSF, March 23, 2001 (6 goals)
- 8—Minn. Duluth vs. Dartmouth, NSF, March 21, 2003 (5 goals)
- 8—Minnesota vs. Harvard, CH, March 28, 2004 (6 goals)
- 8—Harvard vs. St. Lawrence, NSF, March 25, 2005 (4 goals)

**ASSISTS, BOTH TEAMS**

- 13—Minn. Duluth (9) vs. Harvard (4), NSF, March 23, 2001 (9 goals)
- 11—Minnesota (8) vs. Harvard (3), CH, March 28, 2004 (8 goals)
- 11—Minnesota (6) vs. Harvard (5), CH, March 27, 2005 (7 goals)
- 11—Minnesota (10) vs. Dartmouth (1), NSF, March 25, 2005 (9 goals)
- 11—New Hampshire (6) vs. Minnesota (5), NSF, March 24, 2006 (9 goals)
- 10—Harvard (8) vs. St. Lawrence (2), NSF, March 25, 2005 (5 goals)

**FEWEST ASSISTS**

**(Excluding Shutouts)**

- 0—Wisconsin vs. St. Lawrence, NSF, March 24, 2006 (1 goal)
- 1—Dartmouth vs. St. Lawrence, NSF, March 23, 2001 (1 goal)
- 1—Minnesota vs. Brown, NSF, March 22, 2002 (1 goal)
- 1—Niagara vs. Minn. Duluth, NSF, March 22, 2002 (2 goals)
- 1—Dartmouth vs. Minn. Duluth, NSF, March 21, 2003 (2 goals)
- 1—Dartmouth vs. St. Lawrence, N3d, March 28, 2004 (1 goal)
- 1—Dartmouth vs. Minnesota, NSF, March 25, 2005 (2 goals)
- 1—Dartmouth vs. St. Lawrence, N3d, March 27, 2005 (1 goal)

**FEWEST ASSISTS, BOTH TEAMS**

- 0—Wisconsin vs. St. Lawrence, NSF, March 24, 2006 (1 goal)
- 3—St. Lawrence (2) vs. Dartmouth (1), N3d, March 28, 2004 (3 goals)
- 4—Harvard (2) vs. St. Lawrence (2), NSF, March 26, 2004 (3 goals)
- 5—St. Lawrence (4) vs. Dartmouth (1), NSF, March 23, 2001 (4 goals)
- 5—Minn. Duluth (2) vs. Brown (3), CH, March 24, 2002 (5 goals)
- 5—Brown (4) vs. Minnesota (1), NSF, March 22, 2002 (3 goals)
- 5—Wisconsin (5) vs. Minnesota (0), CH, March 26, 2006 (3 goals)

**POINTS**

- 17—Minnesota vs. Dartmouth, NSF, March 25, 2005
- 15—Minn. Duluth vs. Harvard, NSF, March 23, 2001
- 14—Minnesota vs. Harvard, CH, March 28, 2004



- 13—Harvard vs. Minnesota, NSF, March 21, 2003  
 13—Minn. Duluth vs. Dartmouth, NSF, March 21, 2003

**POINTS, BOTH TEAMS**

- 22—Minn. Duluth (6 goals, 9 assists) vs. Harvard (3 goals, 4 assists), NSF, March 23, 2001  
 20—Minnesota (7 goals, 10 assists) vs. Dartmouth (2 goals, 1 assist), NSF, March 25, 2005  
 20—Minnesota (5 goals, 5 assists) vs. New Hampshire (4 goals, 6 assists), NSF, March 24, 2006  
 19—Minnesota (6 goals, 8 assists) vs. Harvard (2 goals, 3 assists), CH, March 28, 2004  
 18—Minnesota (4 goals, 6 assists) vs. Harvard (3 goals, 5 assists), CH, March 27, 2005

**FEWEST POINTS****(Excluding Shutouts)**

- 1—Wisconsin vs. St. Lawrence, NSF, March 24, 2006 (1 goal, 0 assists)  
 2—Dartmouth vs. St. Lawrence, NSF, March 23, 2001 (1 goal, 1 assist)  
 2—Minnesota vs. Brown, NSF, March 22, 2002 (1 goal, 1 assist)  
 2—Dartmouth vs. St. Lawrence, N3d, March 28, 2004 (1 goal, 1 assist)  
 2—Dartmouth vs. St. Lawrence, N3d, March 27, 2005 (1 goal, 1 assist)

**FEWEST POINTS, BOTH TEAMS**

- 1—Wisconsin (1 goal, 0 assists) vs. St. Lawrence (0 goals, 0 assists), NSF, March 24, 2006  
 6—Dartmouth (1 goal, 1 assist) vs. St. Lawrence (2 goals, 2 assists), N3d, March 28, 2004  
 7—Harvard (2 goals, 2 assists) vs. St. Lawrence (1 goal, 2 assists), NSF, March 26, 2004  
 8—Brown (2 goals, 4 assists) vs. Minnesota (1 goal, 1 assist), NSF, March 22, 2002  
 9—St. Lawrence (3 goals, 4 assists) vs. Dartmouth (1 goal, 1 assist), NSF, March 23, 2001

**SHOTS ON GOAL**

- 51—Minn. Duluth vs. Dartmouth, NSF, March 21, 2003 (5 goals)  
 44—Harvard vs. Minn. Duluth, CH, March 23, 2003 (4 goals)  
 43—Minn. Duluth vs. Niagara, NSF, March 22, 2002 (3 goals)  
 41—Minn. Duluth vs. Harvard, CH, March 23, 2003 (4 goals)  
 40—Minnesota vs. Harvard, CH, March 28, 2004 (6 goals)  
 40—Harvard vs. St. Lawrence, NSF, March 25, 2005 (4 goals)

**SHOTS ON GOAL, BOTH TEAMS**

- 85—Harvard (44) vs. Minn. Duluth (41), CH, March 23, 2003 (7 goals)  
 81—Dartmouth (30) vs. Minn. Duluth (51), NSF, March 21, 2003 (7 goals)  
 73—Minnesota (40) vs. Harvard (33), CH, March 28, 2004 (8 goals)  
 67—Minn. Duluth (36) vs. Harvard (31), NSF, March 23, 2001 (9 goals)  
 67—Minn. Duluth (36) vs. St. Lawrence (31), CH, March 25, 2001 (6 goals)

**SHOTS ON GOAL, PERIOD**

- 19—Harvard vs. St. Lawrence, NSF, March 25, 2005 (third)  
 18—Minn. Duluth vs. Niagara, NSF, March 22, 2002 (second)  
 18—Minn. Duluth vs. Dartmouth, NSF, March 21, 2003 (first)  
 18—Minn. Duluth vs. Dartmouth, NSF, March 21, 2003 (second)  
 17—St. Lawrence vs. Minn. Duluth, CH, March 25, 2001 (third)  
 17—Minnesota vs. Brown, NSF, March 22, 2002 (third)

**SHOTS ON GOAL, PERIOD, BOTH TEAMS**

- 31—Minn. Duluth (18) vs. Dartmouth (13), NSF, March 21, 2003 (second)  
 29—Minn. Duluth (18) vs. Niagara (11), NSF, March 22, 2002 (second)  
 29—Minn. Duluth (18) vs. Dartmouth (11), NSF, March 23, 2003 (first)  
 28—Minnesota (16) vs. Dartmouth (12), N3d, March 23, 2003 (third)

- 28—Minnesota (16) vs. Harvard (12), CH, March 28, 2004 (second)

**FEWEST SHOTS ON GOAL**

- 10—Dartmouth vs. Minnesota, NSF, March 25, 2005  
 17—St. Lawrence vs. Dartmouth, NSF, March 23, 2001  
 17—St. Lawrence vs. Harvard, NSF, March 25, 2005  
 18—Minnesota vs. Harvard, NSF, March 21, 2003  
 19—Wisconsin vs. Minnesota, CH, March 26, 2006

**FEWEST SHOTS ON GOAL, BOTH TEAMS**

- 34—Minnesota (24) vs. Dartmouth (10), NSF, March 25, 2005 (9 goals)  
 46—Dartmouth (23) vs. St. Lawrence (23), N3d, March 28, 2004 (3 goals)  
 48—Minnesota (25) vs. New Hampshire (23), NSF, March 26, 2006 (9 goals)  
 49—Dartmouth (32) vs. St. Lawrence (17), NSF, March 23, 2001 (4 goals)  
 49—Dartmouth (26) vs. St. Lawrence (23), N3d, March 27, 2005 (6 goals)

**FEWEST SHOTS ON GOAL, REGULATION PERIOD**

- 0—Dartmouth vs. Minnesota, NSF, March 25, 2005 (third)  
 1—St. Lawrence vs. Dartmouth, NSF, March 23, 2001 (third)  
 2—St. Lawrence vs. Minn. Duluth, CH, March 25, 2001 (second)  
 2—Dartmouth vs. Minnesota, NSF, March 26, 2004 (third)  
 3—Niagara vs. Minn. Duluth, NSF, March 22, 2002 (first)  
 3—Dartmouth vs. Minnesota, NSF, March 25, 2005 (second)  
 3—Minnesota vs. Dartmouth, NSF, March 25, 2005 (second)

**FEWEST SHOTS ON GOAL, REGULATION PERIOD, BOTH TEAMS**

- 6—Dartmouth (3) vs. Minnesota (3), NSF, March 25, 2005 (second)  
 9—Dartmouth (0) vs. Minnesota (9), NSF, March 25, 2005 (second)  
 9—Harvard (5) vs. Minnesota (4), CH, March 27, 2005 (third)  
 10—Harvard (5) vs. Minn. Duluth (5), CH, March 23, 2003 (first)  
 11—Minnesota (5) vs. Harvard (6), NSF, March 21, 2003 (third)  
 11—Wisconsin (6) vs. St. Lawrence (5), NSF, March 24, 2006 (third)  
 11—New Hampshire (6) vs. Minnesota (5), NSF, March 24, 2006 (first)

**PENALTIES**

- 12—Harvard vs. St. Lawrence, NSF, March 25, 2005  
 10—St. Lawrence vs. Harvard, NSF, March 25, 2005  
 8—Harvard vs. Minn. Duluth, CH, March 23, 2003  
 8—Minn. Duluth vs. Harvard, CH, March 23, 2003  
 8—Dartmouth vs. St. Lawrence, N3d, March 28, 2004

**PENALTIES, BOTH TEAMS**

- 22—St. Lawrence (10) vs. Harvard (12), NSF, March 25, 2005  
 16—Harvard (8) vs. Minn. Duluth (8), CH, March 23, 2003  
 14—Dartmouth (7) vs. Minn. Duluth (7), NSF, March 21, 2003  
 14—Dartmouth (8) vs. St. Lawrence (6), N3d, March 28, 2004  
 12—St. Lawrence (5) vs. Dartmouth (7), N3d, March 27, 2005

**FEWEST PENALTIES**

- 1—Minn. Duluth vs. Harvard, NSF, March 23, 2001  
 1—Minnesota vs. Niagara, N3d, March 24, 2002  
 2—Harvard vs. Minn. Duluth, NSF, March 23, 2001  
 2—Dartmouth vs. Minnesota, NSF, March 26, 2004  
 2—Minnesota vs. Dartmouth, NSF, March 26, 2004  
 2—St. Lawrence vs. Wisconsin, NSF, March 24, 2006

**FEWEST PENALTIES, BOTH TEAMS**

- 3—Harvard (2) vs. Minn. Duluth (1), NSF, March 23, 2001  
 4—Niagara (3) vs. Minnesota (1), N3d, March 24, 2002  
 4—Dartmouth (2) vs. Minnesota (2), NSF, March 26, 2004

- 6—Minn. Duluth (3) vs. Niagara (3), NSF, March 22, 2002

- 6—Wisconsin (4) vs. St. Lawrence (2), NSF, March 24, 2006

**LONGEST GAME**

- 84:19—Minn. Duluth (4) vs. Harvard (3), CH, March 23, 2003  
 65:00—Niagara (2) vs. Minnesota (2), N3d, March 24, 2002

**Team, Year****GOALS**

- 11—Minnesota, 2004  
 11—Minnesota, 2005  
 10—Minn. Duluth, 2001  
 9—Minn. Duluth, 2003  
 9—Harvard, 2003

**FEWEST GOALS****(Min. two games)**

- 2—Dartmouth, 2004  
 3—Dartmouth, 2001  
 3—Minnesota, 2002  
 3—Minnesota, 2003  
 3—St. Lawrence, 2004  
 3—Dartmouth, 2005

**FEWEST GOALS ALLOWED****(Min. two games)**

- 0—Wisconsin, 2006  
 3—Minnesota, 2004  
 3—St. Lawrence, 2004  
 4—Brown, 2002  
 4—Minn. Duluth, 2002  
 4—Minnesota, 2002

**ASSISTS**

- 16—Minnesota, 2005  
 13—Minnesota, 2004  
 13—Minn. Duluth, 2001  
 13—Harvard, 2005  
 12—Minn. Duluth, 2003

**POINTS**

- 27—Minnesota, 2005  
 24—Minnesota, 2004  
 23—Minn. Duluth, 2001  
 21—Minn. Duluth, 2003  
 20—Harvard, 2003  
 20—Harvard, 2005

**SHOTS ON GOAL**

- 92—Minn. Duluth, 2003  
 76—Harvard, 2003  
 75—Minnesota, 2004  
 74—Minn. Duluth, 2002  
 72—Minn. Duluth, 2001  
 72—Minnesota, 2002

**FEWEST SHOTS ON GOAL****(Min. two games)**

- 36—Dartmouth, 2005  
 40—St. Lawrence, 2005  
 44—St. Lawrence, 2004  
 44—Wisconsin, 2006  
 45—Dartmouth, 2004

**PENALTIES**

- 15—Minn. Duluth, 2003  
 15—St. Lawrence, 2005  
 15—Harvard, 2005  
 13—Harvard, 2003  
 12—Dartmouth, 2003  
 12—St. Lawrence, 2004  
 12—Dartmouth, 2005

**FEWEST PENALTIES****(Min. two games)**

- 4—Minnesota, 2002  
 5—Minn. Duluth, 2001  
 6—Niagara, 2002  
 6—Minnesota, 2003  
 7—Harvard, 2001  
 7—Dartmouth, 2001  
 7—St. Lawrence, 2001  
 7—Minn. Duluth, 2002

## Women's Frozen Four Most Outstanding Players

Year	Player, Team	Pos.	Cl.	Frozen Four Statistics				
				Games	Goals	Assists	GAA	Saves
2001	Maria Rooth, Minn. Duluth .....	F	So.	2	4	2	—	—
2002	Kristy Zamora, Brown .....	F	Sr.	2	3	0	—	—
2003	Caroline Ouellette, Minn. Duluth...	F	So.	2	2	2	—	—
2004	Krissy Wendell, Minnesota .....	F	So.	2	4	4	—	—
2005	Natalie Darwitz, Minnesota .....	F	Jr.	3	6	9	—	—
2006	Jessie Vetter, Wisconsin .....	G	So.	2	—	—	0.00	58

## All-Tournament Teams

### 2001

- G—Tuula Puputti, Minn. Duluth
- D—Isabelle Chartrand, St. Lawrence
- D—Brittany Ralph, Minn. Duluth
- F—Amanda Sargeant, St. Lawrence
- F—Maria Rooth, Minn. Duluth\*
- F—Tammy Shewchuk, Harvard

### 2002

- G—Tania Pinelli, Niagara
- D—Larissa Luther, Minn. Duluth
- D—Meredith Ostrander, Brown
- F—Kelly Stephens, Minnesota
- F—Joanne Eustace, Minn. Duluth
- F—Kristy Zamora, Brown\*

### 2003

- G—Amy Ferguson, Dartmouth
- D—Angela Ruggiero, Harvard
- F—Jenny Potter, Minn. Duluth
- F—Hanne Sikio, Minn. Duluth
- F—Julie Chu, Harvard
- F—Caroline Ouellette, Minn. Duluth\*

### 2004

- G—Jody Horak, Minnesota
- D—Allie Sanchez, Minnesota
- D—Angela Ruggiero, Harvard
- F—Kelly Stephens, Minnesota
- F—Natalie Darwitz, Minnesota
- F—Krissy Wendell, Minnesota\*

### 2005

- G—Ali Boe, Harvard
- D—Caitlin Cahow, Harvard
- D—Lyndsay Wall, Minnesota
- F—Sarah Vaillancourt, Harvard
- F—Natalie Darwitz, Minnesota\*
- F—Krissy Wendell, Minnesota

### 2006

- G—Jessie Vetter, Wisconsin\*
- D—Bobbijo Slusar, Wisconsin
- D—Ashley Albrecht, Minnesota
- F—Jinelle Zaugg, Wisconsin
- F—Bobby Ross, Minnesota
- F—Jennifer Hitchcock, New Hampshire

\*Most Outstanding Player

## Championship Game Records

The following records are from the NCAA championship game.

## Individual

### GOALS

- 3—Natalie Darwitz, Minnesota vs. Harvard, March 28, 2004
- 2—Kristy Zamora, Brown vs. Minn. Duluth, March 24, 2002
- 2—Hanne Sikio, Minn. Duluth vs. Harvard, March 23, 2003 (2 ot)
- 2—Jinelle Zaugg, Wisconsin vs. Minnesota, March 26, 2006

### FASTEST GAME-OPENING GOAL

- 5:17—Caroline Ouellette, Minn. Duluth vs. Harvard, March 23, 2003 (2 ot)
- 9:56—Jinelle Zaugg, Wisconsin vs. Minnesota, March 26, 2006
- 11:22—Amanda Sargeant, St. Lawrence vs. Minn. Duluth, March 25, 2001
- 11:26—Kristy Zamora, Brown vs. Minn. Duluth, March 24, 2002
- 12:48—Katherine Sweet, Harvard vs. Minnesota, March 28, 2004

### FASTEST CONSECUTIVE GOALS

- 12:50—Natalie Darwitz, Minnesota vs. Harvard, March 28, 2004
- 15:18—Natalie Darwitz, Minnesota vs. Harvard, March 28, 2004
- 19:52—Jinelle Zaugg, Wisconsin vs. Minnesota, March 26, 2006
- 22:33—Kristy Zamora, Brown vs. Minn. Duluth, March 24, 2002
- 25:04—Hanne Sikio, Minn. Duluth vs. Harvard, March 23, 2003 (2 ot)

### FASTEST HAT TRICK

- 28:08—Natalie Darwitz, Minnesota vs. Harvard, March 28, 2004

### ASSISTS

- 3—Krissy Wendell, Minnesota vs. Harvard, March 28, 2004

- 3—Natalie Darwitz, Minnesota vs. Harvard, March 27, 2005
- 2—8 times, most recent: Cyndy Kenyon, Wisconsin vs. Minnesota, March 26, 2006

### POINTS

- 4—Krissy Wendell, Minnesota vs. Harvard, March 28, 2004
- 4—Natalie Darwitz, Minnesota vs. Harvard, March 28, 2004
- 4—Natalie Darwitz, Minnesota vs. Harvard, March 27, 2005
- 3—Kelly Stephens, Minnesota vs. Harvard, March 28, 2004
- 2—14 times, most recent: Jinelle Zaugg, Wisconsin vs. Minnesota, March 26, 2006

### PENALTIES

- 5—Angela Ruggiero, Harvard vs. Minn. Duluth, March 23, 2003 (2 ot)
- 4—Nora Tallus, Minn. Duluth vs. Harvard, March 23, 2003 (2 ot)
- 3—Lindsay Weaver, Harvard vs. Minnesota, March 28, 2004
- 2—7 times, most recent: Anya Miller, Minnesota vs. Wisconsin, March 26, 2006

### SAVES

- 41—Patricia Sautter, Minn. Duluth vs. Harvard, March 23, 2003 (2 ot)
- 37—Jessica Ruddock, Harvard vs. Minn. Duluth, March 23, 2003 (2 ot)
- 34—Ali Boe, Harvard vs. Minnesota, March 28, 2004
- 33—Patricia Sautter, Minn. Duluth vs. Brown, March 24, 2002
- 32—Rachel Barrie, St. Lawrence vs. Minn. Duluth, March 25, 2001

### SHUTOUTS

- Jessie Vetter, Wisconsin vs. Minnesota, March 26, 2006

## Team

### GOALS

- 6—Minnesota vs. Harvard (2), March 28, 2004
- 4—Minn. Duluth vs. St. Lawrence (2), March 25, 2001
- 4—Minn. Duluth vs. Harvard (3), March 23, 2003 (2 ot)
- 4—Minnesota vs. Harvard (3), March 27, 2005

### GOALS, BOTH TEAMS

- 8—Minnesota (6) vs. Harvard (2), March 28, 2004
- 7—Minn. Duluth (4) vs. Harvard (3), March 23, 2003 (2 ot)
- 7—Minnesota (4) vs. Harvard (3), March 27, 2005
- 6—Minn. Duluth (4) vs. St. Lawrence (2), March 25, 2001

### GOALS, PERIOD

- 4—Minnesota vs. Harvard, March 28, 2004 (third)
- 3—Harvard vs. Minn. Duluth, March 23, 2003 (2 ot) (second)
- 2—Minn. Duluth vs. St. Lawrence, March 25, 2001 (second)
- 2—Minn. Duluth vs. Harvard, March 23, 2003 (2 ot) (first)
- 2—Minnesota vs. Harvard, March 28, 2004 (second)
- 2—Harvard vs. Minnesota, March 27, 2005 (second)
- 2—Minnesota vs. Harvard, March 27, 2005 (second)
- 2—Wisconsin vs. Minnesota, March 26, 2006 (first)

### GOALS, PERIOD, BOTH TEAMS

- 4—Harvard (3) vs. Minn. Duluth (1), March 23, 2003 (2 ot) (second)
- 4—Minnesota (4) vs. Harvard (0), March 28, 2004 (third)
- 4—Harvard (2) vs. Minnesota (2), March 27, 2005 (second)
- 3—Minnesota (2) vs. Harvard (1), March 28, 2004 (second)

### FEWEST GOALS

- 0—Minnesota vs. Wisconsin, March 26, 2006
- 2—St. Lawrence vs. Minn. Duluth (4), March 25, 2001
- 2—Brown vs. Minn. Duluth (3), March 24, 2002
- 2—Harvard vs. Minnesota (6), March 28, 2004
- 3—Minn. Duluth vs. Brown (2), March 25, 2002
- 3—Harvard vs. Minn. Duluth (4), March 23, 2003 (2 ot)
- 3—Harvard vs. Minnesota (4), March 27, 2005
- 3—Wisconsin vs. Minnesota (0), March 26, 2006

### FEWEST GOALS, BOTH TEAMS

- 3—Wisconsin (3) vs. Minnesota (0), March 26, 2006
- 5—Minn. Duluth (3) vs. Brown (2), March 24, 2002
- 6—Minn. Duluth (4) vs. St. Lawrence (2), March 25, 2001
- 7—Minn. Duluth (4) vs. Harvard (3), March 23, 2003 (2 ot)
- 7—Minnesota (4) vs. Harvard (3), March 27, 2005

**FASTEST CONSECUTIVE GOALS**

- :23—Harvard (Jennifer Botterill and Lauren McAuliffe) vs. Minn. Duluth, March 23, 2003 (2 ot)
- :30—Wisconsin (Jinelle Zaugg and Grace Hutchins) vs. Minnesota, March 26, 2006
- :32—Minnesota (Natalie Darwitz and Kelly Stephens) vs. Harvard, March 28, 2004
- 2:20—Minnesota (Andrea Nichols and Natalie Darwitz) vs. Harvard, March 28, 2004
- 6:05—Minnesota (Krissy Wendell and Natalie Darwitz) vs. Harvard, March 28, 2004

**FASTEST CONSECUTIVE GOALS, OPPOSING TEAMS**

- 1:45—Brown (Kristy Zamora), then Minn. Duluth (Kristina Petrovskaia), March 24, 2002
- 2:35—Minnesota (Lyndsay Wall), then Harvard (Sarah Vaillancourt), March 27, 2005
- 2:48—Harvard (Nicole Corriero), then Minn. Duluth (Hanne Sikio), March 23, 2003 (2 ot)
- 2:50—Minn. Duluth (Erika Holst), then Brown (Kristy Zamora), March 24, 2002
- 3:22—Minnesota (Krissy Wendell), then Harvard (Jennifer Sifers), March 27, 2005

**WINNING MARGIN**

- 4—Minnesota (6) vs. Harvard (2), March 28, 2004
- 3—Wisconsin (3) vs. Minnesota (0), March 26, 2006
- 2—Minn. Duluth (4) vs. St. Lawrence (2), March 25, 2001

**LARGEST MARGIN OVERCOME TO WIN**

- 1—Four times

**ASSISTS**

- 8—Minnesota vs. Harvard, March 28, 2004 (6 goals)
- 6—Minnesota vs. Harvard, March 27, 2005 (4 goals)
- 5—Harvard vs. Minnesota, March 27, 2005 (3 goals)
- 5—Wisconsin vs. Minnesota, March 26, 2006 (3 goals)

**ASSISTS, BOTH TEAMS**

- 11—Minnesota (8) vs. Harvard (3), March 28, 2004 (8 goals)
- 11—Minnesota (6) vs. Harvard (5), March 27, 2005 (7 goals)
- 8—Harvard (4) vs. Minn. Duluth (4), March 23, 2003 (2 ot) (7 goals)

**FEWEST ASSISTS****(Excluding Shutouts)**

- 2—Minn. Duluth vs. Brown, March 24, 2002 (3 goals)
- 3—Brown vs. Minn. Duluth, March 24, 2002 (2 goals)
- 3—Harvard vs. Minnesota, March 28, 2004 (2 goals)
- 3—St. Lawrence vs. Minn. Duluth, March 25, 2001 (2 goals)

**FEWEST ASSISTS, BOTH TEAMS**

- 5—Brown (3) vs. Minn. Duluth (2), March 24, 2002 (5 goals)
- 5—Wisconsin (5) vs. Minnesota (0), March 26, 2006 (3 goals)
- 7—Minn. Duluth (4) vs. St. Lawrence (3), March 25, 2001 (6 goals)

**SHOTS ON GOAL**

- 44—Harvard vs. Minn. Duluth, March 23, 2003 (2 ot) (3 goals)
- 41—Minn. Duluth vs. Harvard, March 23, 2003 (2 ot) (4 goals)
- 40—Minnesota vs. Harvard, March 28, 2004 (6 goals)
- 36—Minn. Duluth vs. St. Lawrence, March 25, 2001 (4 goals)
- 35—Brown vs. Minn. Duluth, March 24, 2002 (2 goals)

**SHOTS ON GOAL, BOTH TEAMS**

- 85—Harvard (44) vs. Minn. Duluth (41), March 23, 2003 (2 ot) (7 goals)
- 73—Minnesota (40) vs. Harvard (33), March 28, 2004 (8 goals)
- 67—Minn. Duluth (36) vs. St. Lawrence (31), March 25, 2001 (6 goals)
- 66—Brown (35) vs. Minn. Duluth (31), March 24, 2002 (5 goals)

**SHOTS ON GOAL, PERIOD**

- 17—St. Lawrence vs. Minn. Duluth, March 25, 2001 (third)
- 16—Brown vs. Minn. Duluth, March 24, 2002 (third)

- 16—Minnesota vs. Harvard, March 28, 2004 (second)
- 15—Minn. Duluth vs. St. Lawrence, March 25, 2001 (first)

**SHOTS ON GOAL, PERIOD, BOTH TEAMS**

- 28—Minnesota (16) vs. Harvard (12), March 28, 2004 (second)
- 27—Minn. Duluth (15) vs. St. Lawrence (12), March 25, 2001 (first)
- 26—Minnesota (14) vs. Harvard (12), March 27, 2005 (second)
- 25—St. Lawrence (17) vs. Minn. Duluth (8), March 25, 2001 (third)
- 25—Harvard (14) vs. Minnesota (11), March 28, 2004 (third)

**FEWEST SHOTS ON GOAL**

- 19—Wisconsin vs. Minnesota, March 26, 2006
- 24—Minnesota vs. Harvard, March 27, 2005
- 26—Harvard vs. Minnesota, March 27, 2005
- 31—St. Lawrence vs. Minn. Duluth, March 25, 2001
- 31—Minn. Duluth vs. Brown, March 24, 2002

**FEWEST SHOTS ON GOAL, BOTH TEAMS**

- 50—Harvard (26) vs. Minnesota (24), March 27, 2005
- 50—Minnesota (31) vs. Wisconsin (19), March 26, 2006
- 66—Brown (35) vs. Minn. Duluth (31), March 24, 2002 (5 goals)
- 67—Minn. Duluth (36) vs. St. Lawrence (31), March 25, 2001 (6 goals)

**FEWEST SHOTS ON GOAL, REGULATION PERIOD**

- 2—St. Lawrence vs. Minn. Duluth, March 25, 2001 (second)
- 4—Minnesota vs. Harvard, March 27, 2005 (third)
- 4—Wisconsin vs. Minnesota, March 26, 2006 (third)
- 5—Harvard vs. Minn. Duluth, March 23, 2003 (2 ot) (first)
- 5—Minn. Duluth vs. Harvard, March 23, 2003 (2 ot) (first)
- 5—Harvard vs. Minnesota, March 27, 2005 (third)
- 5—Wisconsin vs. Minnesota, March 26, 2006 (second)

**FEWEST SHOTS ON GOAL, REGULATION PERIOD, BOTH TEAMS**

- 9—Harvard (5) vs. Minnesota (4), March 27, 2005 (third)
- 10—Harvard (5) vs. Minn. Duluth (5), March 23, 2003 (2 ot) (first)
- 12—Minnesota (7) vs. Wisconsin (5), March 26, 2006 (second)

**PENALTIES**

- 8—Harvard vs. Minn. Duluth, March 23, 2003 (2 ot)
- 8—Minn. Duluth vs. Harvard, March 23, 2003 (2 ot)
- 6—Minnesota vs. Harvard, March 28, 2004
- 6—Wisconsin vs. Minnesota, March 26, 2006
- 5—Minnesota vs. Harvard, March 27, 2005
- 5—Minnesota vs. Wisconsin, March 26, 2006

**PENALTIES, BOTH TEAMS**

- 16—Harvard (8) vs. Minn. Duluth (8), March 23, 2003 (2 ot)
- 11—Wisconsin (6) vs. Minnesota (5), March 26, 2006
- 10—Minnesota (6) vs. Harvard (4), March 28, 2004

**FEWEST PENALTIES**

- 3—St. Lawrence vs. Minn. Duluth, March 25, 2001
- 3—Harvard vs. Minnesota, March 27, 2005
- 4—Minn. Duluth vs. St. Lawrence, March 25, 2001
- 4—Minnesota vs. Brown, March 24, 2002
- 4—Brown vs. Minnesota, March 24, 2002
- 4—Harvard vs. Minnesota, March 28, 2004

**FEWEST PENALTIES, BOTH TEAMS**

- 7—Minn. Duluth (4) vs. St. Lawrence (3), March 25, 2001
- 8—Brown (4) vs. Minnesota (4), March 24, 2002
- 8—Minnesota (5) vs. Harvard (3), March 27, 2005

**LONGEST GAME**

- 84:19—Minn. Duluth (4) vs. Harvard (3), March 23, 2003 (2 ot)

# Regional Records

*In 2005, the tournament was expanded to eight teams and a regional format was added. The following records include game marks set during the regionals (2005-06).*

## Individual, Game

**GOALS**

- 4—Nicole Corriero, Harvard vs. Mercyhurst, March 19, 2005 (3 ot)
- 2—Emilie Berlinguette, St. Lawrence vs. Minn. Duluth, March 18, 2005 (ot)
- 2—Kelly Stephens, Minnesota vs. Providence, March 18, 2005
- 2—Bobbi Ross, Minnesota vs. Providence, March 18, 2005
- 2—Katie Weatherston, Dartmouth vs. Wisconsin, March 19, 2005

**FASTEST GAME-OPENING GOAL**

- 3:42—Rebecca Russell, St. Lawrence vs. Minn. Duluth, March 18, 2005 (ot)
- 4:42—Katelynn Laffin, Providence vs. Minnesota, March 18, 2005
- 5:41—Samantha Shirley, Mercyhurst vs. Harvard, March 19, 2005 (3 ot)
- 7:37—Sharon Cole, Wisconsin vs. Dartmouth, March 19, 2005
- 9:06—Julia Colizza, Mercyhurst vs. Wisconsin, March 18, 2006 (2 ot)

**FASTEST GOAL, START OF PERIOD**

- :10—Whitney Graft, Minnesota vs. Princeton, March 17, 2006 (third)
- :23—Nicole Corriero, Harvard vs. Mercyhurst, March 19, 2005 (3 ot) (second)
- :38—Nicole Corriero, Harvard vs. Mercyhurst, March 19, 2005 (3 ot) (third)
- 2:00—Bobbi Ross, Minnesota vs. Providence, March 18, 2005 (third)
- 2:41—Erica McKenzie, Minnesota vs. Providence, March 18, 2005 (second)

**FASTEST CONSECUTIVE GOALS**

- 4:44—Nicole Corriero, Harvard vs. Mercyhurst, March 19, 2005 (3 ot)
- 7:23—Nicole Corriero, Harvard vs. Mercyhurst, March 19, 2005 (3 ot)
- 8:57—Kelly Stephens, Minnesota vs. Providence, March 18, 2005
- 13:47—Bobbi Ross, Minnesota vs. Providence, March 18, 2005
- 41:45—Emilie Berlinguette, St. Lawrence vs. Minn. Duluth, March 18, 2005 (ot)

**FASTEST HAT TRICK**

- 12:07—Nicole Corriero, Harvard vs. Mercyhurst, March 19, 2005 (3 ot)

**ASSISTS**

- 3—Krissy Wendell, Minnesota vs. Providence, March 18, 2005
- 3—Natalie Darwitz, Minnesota vs. Providence, March 18, 2005
- 3—Julie Chu, Harvard vs. Mercyhurst, March 19, 2005 (3 ot)
- 3—Sarah Vaillancourt, Harvard vs. Mercyhurst, March 19, 2005 (3 ot)
- 3—Cheryl Muranko, Dartmouth vs. Wisconsin, March 19, 2005
- 2—Crystal Connors, St. Lawrence vs. Minn. Duluth, March 18, 2005 (ot)
- 2—Cherie Piper, Dartmouth vs. Wisconsin, March 19, 2005

**POINTS**

- 5—Nicole Corriero, Harvard vs. Mercyhurst, March 19, 2005 (3 ot)
- 4—Kelly Stephens, Minnesota vs. Providence, March 18, 2005
- 4—Julie Chu, Harvard vs. Mercyhurst, March 19, 2005 (3 ot)
- 3—Natalie Darwitz, Providence vs. Minnesota, March 18, 2005
- 3—Krissy Wendell, Minnesota vs. Providence, March 18, 2005
- 3—Cheryl Muranko, Dartmouth vs. Wisconsin, March 19, 2005



- 3—Cherie Piper, Dartmouth vs. Wisconsin, March 19, 2005  
 3—Katie Weatherston, Dartmouth vs. Wisconsin, March 19, 2005  
 3—Sarah Vaillancourt, Harvard vs. Mercyhurst, March 19, 2005 (3 ot)  
 2—11 times, most recent: Martine Garland, New Hampshire vs. Harvard, March 17, 2006

**PENALTIES**

- 6—Dina McCumber, Princeton vs. Minnesota, March 17, 2006  
 4—Marykate Oakley, Princeton vs. Minnesota, March 17, 2006  
 3—Teresa Marchese, Mercyhurst vs. Harvard, March 19, 2005 (3 ot)  
 3—Krista Johnson, Minnesota vs. Princeton, March 17, 2006  
 3—Allie Sanchez, Minnesota vs. Princeton, March 17, 2006  
 3—Juliane Jubinville, Minn. Duluth vs. St. Lawrence, March 18, 2006  
 3—Abbie Bullard, St. Lawrence vs. Minn. Duluth, March 18, 2006

**SAVES**

- 78—Desirae Clark, Mercyhurst vs. Harvard, March 19, 2005 (3 ot)  
 56—Ali Boe, Harvard vs. Mercyhurst, March 19, 2005 (3 ot)  
 42—Jess Moffat, St. Lawrence vs. Minn. Duluth, March 18, 2005 (ot)  
 40—Riitta Schaublin, Minn. Duluth vs. St. Lawrence, March 18, 2006  
 37—Jessie Vetter, Wisconsin vs. Mercyhurst, March 18, 2006 (2 ot)

**SHUTOUTS**

- Brittany Chartier, Minnesota vs. Princeton, March 17, 2006  
 Jessica Moffat, St. Lawrence vs. Minn. Duluth, March 18, 2006

**Team, Game****GOALS**

- 6—Minnesota vs. Princeton (1), March 18, 2005  
 5—Harvard vs. Mercyhurst (4), March 19, 2005 (3 ot)  
 4—Mercyhurst vs. Harvard (5), March 19, 2005 (3 ot)  
 4—Dartmouth vs. Wisconsin (3), March 19, 2005  
 4—Minnesota vs. Princeton (0), March 17, 2006  
 3—St. Lawrence vs. Minn. Duluth (2), March 18, 2005 (ot)  
 3—Wisconsin vs. Dartmouth (4), March 19, 2005  
 3—New Hampshire vs. Harvard (1), March 17, 2006

**GOALS, BOTH TEAMS**

- 9—Harvard (5) vs. Mercyhurst (4), March 19, 2005 (3 ot)  
 7—Minnesota (6) vs. Providence (1), March 18, 2005  
 7—Dartmouth (4) vs. Wisconsin (3), March 19, 2005  
 5—St. Lawrence (3) vs. Minn. Duluth (2), March 18, 2005 (ot)  
 4—New Hampshire (3) vs. Harvard (1), March 17, 2006

**GOALS, PERIOD**

- 3—Wisconsin vs. Dartmouth, March 19, 2005 (first)  
 3—Mercyhurst vs. Harvard, March 19, 2005 (3 ot) (first)  
 3—Minnesota vs. Princeton, March 17, 2006 (third)  
 2—Minnesota vs. Providence, March 18, 2005 (first)  
 2—Minnesota vs. Providence, March 18, 2005 (second)  
 2—Minnesota vs. Providence, March 18, 2005 (third)  
 2—Harvard vs. Mercyhurst, March 19, 2005 (3 ot) (second)  
 2—Dartmouth vs. Wisconsin, March 19, 2005 (first)  
 2—New Hampshire vs. Harvard, March 17, 2006 (first)

**GOALS, PERIOD, BOTH TEAMS**

- 5—Wisconsin (3) vs. Dartmouth (2), March 19, 2005 (first)  
 4—Mercyhurst (3) vs. Harvard (1), March 19, 2005 (3 ot) (first)  
 3—Minnesota (2) vs. Providence (1), March 18, 2005 (first)  
 3—Harvard (2) vs. Mercyhurst (1), March 19, 2005 (3 ot) (second)

- 3—Minnesota (3) vs. Princeton (0), March 17, 2006 (third)  
 2—St. Lawrence (1) vs. Minn. Duluth (1), March 18, 2005 (ot) (first)  
 2—Minn. Duluth (1) vs. St. Lawrence (1), March 18, 2005 (ot) (second)  
 2—Minnesota (2) vs. Providence (0), March 18, 2005 (second)  
 2—Minnesota (2) vs. Providence (0), March 18, 2005 (third)  
 2—Wisconsin (1) vs. Mercyhurst (1), March 18, 2006 (2 ot) (first)

**GOALS, LOSING TEAM**

- 4—Mercyhurst vs. Harvard (5), March 19, 2005 (3 ot)  
 3—Wisconsin vs. Dartmouth (4), March 19, 2005  
 2—Minn. Duluth vs. St. Lawrence (3), March 18, 2005 (ot)  
 1—Providence vs. Minnesota (6), March 18, 2005  
 1—Harvard vs. New Hampshire (3), March 17, 2006  
 1—Mercyhurst vs. Wisconsin (2), March 18, 2006 (2 ot)

**FEWEST GOALS**

- 0—Princeton vs. Minnesota (4), March 17, 2006  
 0—Minn. Duluth vs. St. Lawrence (1), March 18, 2006  
 1—Providence vs. Minnesota (6), March 18, 2005  
 1—Harvard vs. New Hampshire (3), March 17, 2006  
 1—Mercyhurst vs. Wisconsin (2), March 18, 2006 (2 ot)  
 1—St. Lawrence vs. Minn. Duluth (0), March 18, 2006  
 2—Minn. Duluth vs. St. Lawrence (3), March 18, 2005 (ot)  
 2—Wisconsin vs. Mercyhurst (1), March 18, 2006 (2 ot)

**FEWEST GOALS, BOTH TEAMS**

- 1—St. Lawrence (1) vs. Minn. Duluth (0), March 18, 2006  
 3—Wisconsin (2) vs. Mercyhurst (1), March 17, 2006 (2 ot)  
 4—New Hampshire (3) vs. Harvard (1), March 17, 2006  
 4—Minnesota (4) vs. Princeton (0), March 17, 2006  
 5—St. Lawrence (3) vs. Minn. Duluth (2), March 18, 2005 (ot)

**FASTEST CONSECUTIVE GOALS**

- 1:35—Minnesota (Becky Wacker and Kelly Stephens) vs. Providence, March 18, 2005  
 2:01—Minnesota (Erica McKenzie and Kelly Stephens) vs. Providence, March 18, 2005  
 2:28—New Hampshire (Jennifer Hitchcock and Martine Garland) vs. Harvard, March 17, 2006  
 2:40—Mercyhurst (Samantha Shirley and Danielle Lansing) vs. Harvard, March 19, 2005 (3 ot)  
 4:31—Minnesota (Ashley Albrecht and Becky Wacker) vs. Princeton, March 17, 2006

**FASTEST CONSECUTIVE GOALS BY OPPOSING TEAMS**

- 2:03—Dartmouth (Katie Weatherston), then Wisconsin (Sara Bauer), March 19, 2005  
 2:36—Harvard (Nicole Corriero), then Mercyhurst (Teresa Marchese), March 19, 2005 (3 ot)  
 2:43—Dartmouth (Gillian Apps), then Wisconsin (Nikki Burish), March 19, 2005  
 3:03—Dartmouth (Katie Weatherston), then Wisconsin (Sara Bauer), March 19, 2005  
 4:05—Wisconsin (Sharon Cole), then Dartmouth (Gillian Apps), March 19, 2005

**WINNING MARGIN**

- 5—Minnesota (6) vs. Providence (1), March 18, 2005  
 4—Minnesota (4) vs. Princeton (0), March 18, 2006  
 2—New Hampshire (3) vs. Harvard (1), March 17, 2006  
 1—St. Lawrence (3) vs. Minn. Duluth (2), March 18, 2005 (ot)  
 1—Harvard (5) vs. Mercyhurst (4), March 19, 2005 (3 ot)  
 1—Dartmouth (4) vs. Wisconsin (3), March 19, 2005  
 1—Wisconsin (2) vs. Mercyhurst (1), March 18, 2006 (2 ot)  
 1—St. Lawrence (1) vs. Minn. Duluth (0), March 18, 2006

**LARGEST MARGIN OVERCOME TO WIN**

- 2—Harvard vs. Mercyhurst, March 19, 2005 [trailed 3-1, won 5-4 (3 ot)]  
 1—10 times, most recent: Wisconsin vs. Mercyhurst, March 18, 2006 [trailed 1-0, won 2-1 (2 ot)]

**ASSISTS**

- 10—Minnesota vs. Providence, March 18, 2005 (6 goals)  
 9—Harvard vs. Mercyhurst, March 19, 2005 (3 ot) (5 goals)  
 7—Dartmouth vs. Wisconsin, March 19, 2005 (4 goals)  
 6—New Hampshire vs. Harvard, March 17, 2006 (3 goals)  
 6—Minnesota vs. Princeton, March 18, 2006 (4 goals)

**ASSISTS, BOTH TEAMS**

- 12—Minnesota (10) vs. Providence (2), March 18, 2005 (7 goals)  
 12—Dartmouth (7) vs. Wisconsin (5), March 19, 2005 (7 goals)  
 11—Harvard (9) vs. Mercyhurst (2), March 19, 2005 (3 ot) (9 goals)  
 7—New Hampshire (6) vs. Harvard (1), March 17, 2006 (4 goals)  
 6—Minnesota (6) vs. Princeton (0), March 17, 2006 (4 goals)

**FEWEST ASSISTS****(Excluding Shutouts)**

- 0—St. Lawrence vs. Minn. Duluth, March 18, 2006 (1 goal)  
 1—Harvard vs. New Hampshire, March 17, 2006 (1 goal)  
 1—Mercyhurst vs. Wisconsin, March 18, 2006 (2 ot) (1 goal)  
 2—Providence vs. Minnesota, March 18, 2005 (1 goal)  
 2—Mercyhurst vs. Harvard, March 19, 2005 (3 ot) (4 goals)  
 2—St. Lawrence vs. Minn. Duluth, March 18, 2005 (ot) (3 goals)  
 3—Wisconsin vs. Mercyhurst, March 18, 2006 (2 ot) (2 goals)  
 3—Minn. Duluth vs. St. Lawrence, March 18, 2005 (ot) (2 goals)

**FEWEST ASSISTS, BOTH TEAMS**

- 0—St. Lawrence (0) vs. Minn. Duluth (0), March 18, 2006 (1 goal)  
 4—Wisconsin (3) vs. Mercyhurst (1), March 18, 2006 (2 ot) (3 goals)  
 5—Minn. Duluth (3) vs. St. Lawrence (2), March 18, 2005 (ot) (5 goals)  
 6—Minnesota (6) vs. Princeton (0), March 17, 2006 (4 goals)  
 7—New Hampshire (6) vs. Harvard (1), March 17, 2006 (4 goals)

**POINTS**

- 16—Minnesota vs. Providence, March 18, 2005 (6 goals, 10 assists)  
 14—Harvard vs. Mercyhurst, March 19, 2005 (3 ot) (5 goals, 9 assists)  
 11—Dartmouth vs. Wisconsin, March 19, 2005 (4 goals, 7 assists)  
 10—Minnesota vs. Princeton, March 17, 2006 (4 goals, 6 assists)  
 9—New Hampshire vs. Harvard, March 17, 2006 (3 goals, 6 assists)

**POINTS, BOTH TEAMS**

- 20—Harvard (5 goals, 9 assists) vs. Mercyhurst (4 goals, 2 assists) (3 ot), March 19, 2005  
 19—Minnesota (6 goals, 10 assists) vs. Providence (1 goal, 2 assists), March 18, 2005  
 19—Dartmouth (4 goals, 7 assists) vs. Wisconsin (3 goals, 5 assists), March 19, 2005  
 11—New Hampshire (3 goals, 6 assists) vs. Harvard (1 goal, 1 assist), March 17, 2006  
 10—St. Lawrence (3 goals, 2 assists) vs. Minn. Duluth (2 goals, 3 assists) (ot), March 18, 2005

**FEWEST POINTS****(Excluding Shutouts)**

- 1—St. Lawrence vs. Minn. Duluth, March 18, 2006 (1 goal, 0 assists)  
 2—Harvard vs. New Hampshire, March 17, 2006 (1 goal, 1 assist)  
 2—Mercyhurst vs. Wisconsin, March 17, 2006 (2 ot) (1 goal, 1 assist)  
 3—Providence vs. Minnesota, March 18, 2005 (1 goal, 2 assists)  
 5—St. Lawrence vs. Minn. Duluth, March 18, 2005 (ot) (3 goals, 2 assists)



5—Wisconsin vs. Mercyhurst, March 17, 2006 (2 ot) (2 goals, 3 assists)

#### FEWEST POINTS, BOTH TEAMS

1—St. Lawrence (1 goal, 0 assists) vs. Minn. Duluth (0 goals, 0 assists), March 18, 2006  
 7—Wisconsin (2 goals, 3 assists) vs. Mercyhurst (1 goal, 1 assist) (2 ot), March 18, 2006  
 10—St. Lawrence (3 goals, 2 assists) vs. Minn. Duluth (2 goals, 3 assists) (ot), March 18, 2005  
 10—Minnesota (4 goals, 6 assists) vs. Princeton (0 goals, 0 assists), March 17, 2006  
 11—New Hampshire (3 goals, 6 assists) vs. Harvard (1 goal, 1 assist), March 17, 2006

#### SHOTS ON GOAL

83—Harvard vs. Mercyhurst, March 19, 2005 (3 ot) (5 goals)  
 60—Mercyhurst vs. Harvard, March 19, 2005 (3 ot) (4 goals)  
 44—Minn. Duluth vs. St. Lawrence, March 18, 2005 (ot) (2 goals)  
 41—St. Lawrence vs. Minn. Duluth, March 18, 2006 (1 goal)  
 39—Minnesota vs. Providence, March 18, 2005 (6 goals)

#### SHOTS ON GOAL, BOTH TEAMS

143—Harvard (83) vs. Mercyhurst (60), March 19, 2005 (3 ot) (9 goals)  
 79—Minn. Duluth (44) vs. St. Lawrence (35), March 18, 2005 (ot) (5 goals)  
 73—Mercyhurst (38) vs. Wisconsin (35), March 18, 2006 (2 ot) (3 goals)  
 67—Minnesota (34) vs. Princeton (33), March 17, 2006 (4 goals)  
 65—St. Lawrence (41) vs. Minn. Duluth (24), March 18, 2006 (1 goal)

#### SHOTS ON GOAL, REGULATION PERIOD

22—St. Lawrence vs. Minn. Duluth, March 18, 2006 (ot) (first)  
 21—Harvard vs. Mercyhurst, March 19, 2005 (3 ot) (second)  
 17—Mercyhurst vs. Harvard, March 19, 2005 (3 ot) (first)  
 17—Minnesota vs. Princeton, March 17, 2006 (third)  
 16—St. Lawrence vs. Minn. Duluth, March 18, 2005 (ot) (third)

#### SHOTS ON GOAL, REGULATION PERIOD, BOTH TEAMS

32—Mercyhurst (17) vs. Harvard (15), March 19, 2005 (3 ot) (first)  
 28—St. Lawrence (16) vs. Minn. Duluth (12), March 18, 2005 (ot) (third)  
 28—St. Lawrence (22) vs. Minn. Duluth (6), March 18, 2006 (first)  
 27—Harvard (21) vs. Mercyhurst (6), March 19, 2005 (second)  
 24—Minnesota (15) vs. Providence (9), March 18, 2005 (first)  
 24—Minnesota (17) vs. Princeton (7), March 17, 2006 (third)

#### FEWEST SHOTS ON GOAL

15—Providence vs. Minnesota, March 18, 2005 (1 goal)  
 16—Harvard vs. New Hampshire, March 17, 2006 (1 goal)  
 24—Wisconsin vs. Dartmouth, March 19, 2005 (3 goals)  
 24—Minn. Duluth vs. St. Lawrence, March 18, 2006 (0 goals)  
 33—Princeton vs. Minnesota, March 17, 2006 (0 goals)

#### FEWEST SHOTS ON GOAL, BOTH TEAMS

54—Minnesota (39) vs. Providence (15), March 18, 2005 (7 goals)  
 54—New Hampshire (38) vs. Harvard (16), March 17, 2006 (4 goals)  
 61—Dartmouth (37) vs. Wisconsin (24), March 19, 2005 (7 goals)  
 65—St. Lawrence (41) vs. Minn. Duluth (24), March 18, 2006 (1 goal)  
 67—Minnesota (34) vs. Princeton (33), March 17, 2006 (4 goals)

#### FEWEST SHOTS ON GOAL, REGULATION PERIOD

3—Providence vs. Minnesota, March 18, 2005 (second)  
 3—Providence vs. Minnesota, March 18, 2005 (third)  
 5—Mercyhurst vs. Wisconsin, March 18, 2006 (2 ot) (first)  
 5—Mercyhurst vs. Wisconsin, March 18, 2006 (2 ot) (third)  
 5—Harvard vs. New Hampshire, March 17, 2006 (first)  
 5—Harvard vs. New Hampshire, March 17, 2006 (second)  
 6—Minn. Duluth vs. St. Lawrence, March 18, 2006 (first)  
 6—Minnesota vs. Princeton, March 17, 2006 (second)  
 6—Harvard vs. New Hampshire, March 17, 2006 (third)  
 6—St. Lawrence vs. Minn. Duluth, March 18, 2005 (ot) (second)  
 6—Mercyhurst vs. Harvard, March 18, 2005 (3 ot) (second)

#### FEWEST SHOTS ON GOAL, REGULATION PERIOD, BOTH TEAMS

12—Wisconsin (7) vs. Mercyhurst (5), March 18, 2006 (2 ot) (third)  
 12—Minnesota (9) vs. Providence (3), March 18, 2005 (second)  
 14—Wisconsin (9) vs. Mercyhurst (5), March 18, 2006 (2 ot) (first)  
 15—New Hampshire (10) vs. Harvard (5), March 17, 2006 (second)  
 15—Minn. Duluth (8) vs. St. Lawrence (7), March 18, 2006 (third)

#### PENALTIES

15—Princeton vs. Minnesota, March 17, 2006  
 13—Minnesota vs. Princeton, March 17, 2006  
 12—Mercyhurst vs. Harvard, March 19, 2005 (3 ot)  
 10—Mercyhurst vs. Wisconsin, March 18, 2006 (2 ot)  
 10—Minn. Duluth vs. St. Lawrence, March 18, 2006

#### PENALTIES, BOTH TEAMS

28—Princeton (15) vs. Minnesota (13), March 17, 2006  
 19—Mercyhurst (12) vs. Harvard (7), March 19, 2005 (3 ot)  
 17—Minn. Duluth (10) vs. St. Lawrence (7), March 18, 2006

#### FEWEST PENALTIES

3—Harvard vs. New Hampshire, March 17, 2006  
 4—Minn. Duluth vs. St. Lawrence, March 18, 2005 (ot)  
 4—New Hampshire vs. Harvard, March 17, 2006  
 5—St. Lawrence vs. Minn. Duluth, March 18, 2005 (ot)  
 5—Wisconsin vs. Mercyhurst, March 18, 2006 (2 ot)

#### FEWEST PENALTIES, BOTH TEAMS

7—New Hampshire (4) vs. Harvard (3), March 17, 2006  
 9—St. Lawrence (5) vs. Minn. Duluth (4), March 18, 2005 (ot)  
 9—Wisconsin (5) vs. Dartmouth (4), March 19, 2005

#### LONGEST GAME

112:28—Harvard (5) vs. Mercyhurst (4), March 19, 2005 (3 ot)  
 90:10—Wisconsin (2) vs. Mercyhurst (1), March 18, 2006 (2 ot)  
 66:11—St. Lawrence (3) vs. Minn. Duluth (2), March 18, 2005 (ot)

## Tournament Facts

#### TOURNAMENT APPEARANCES

5—Harvard, 2001-03-04-05-06  
 5—Minn. Duluth, 2001-02-03-05-06  
 5—Minnesota, 2002-03-04-05-06  
 4—Dartmouth, 2001-03-04-05  
 4—St. Lawrence, 2001-04-05-06  
 2—Mercyhurst, 2005-06  
 2—Wisconsin, 2005-06  
 1—Brown, 2002  
 1—Niagara, 2002

1—Providence, 2005  
 1—New Hampshire, 2006  
 1—Princeton, 2006

#### CONSECUTIVE TOURNAMENT APPEARANCES

5—Minnesota, 2002-03-04-05-06  
 4—Harvard, 2003-04-05-06  
 3—Minn. Duluth, 2001-02-03  
 3—Dartmouth, 2003-04-05  
 3—St. Lawrence, 2004-05-06

#### TOURNAMENT WINS

7—Minnesota, 2002-06  
 6—Minn. Duluth, 2001-05  
 5—Harvard, 2001-05  
 5—St. Lawrence, 2001-06  
 3—Wisconsin, 2005-06

#### NCAA CHAMPIONSHIPS

3—Minn. Duluth, 2001-02-03  
 2—Minnesota, 2004-06  
 1—Wisconsin, 2006

## Tournament Records

The following records include game, year and career marks set during the National Collegiate Women's Ice Hockey Championship, which consists of four quarterfinal contests (starting in 2005), the two national semifinal games, the national third-place game (2001-05) and the national championship game. A quarterfinal game is indicated by (QF), a national semifinal game by (NSF), a national third-place game by (N3d) and a national championship game by (CH).

### Individual, Game

#### GOALS

4—Nicole Corriero, Harvard vs. Mercyhurst, QF, March 19, 2005 (3 ot)  
 4—Bobbi Ross, Minnesota vs. New Hampshire, NSF, March 24, 2006  
 3—Maria Rooth, Minn. Duluth vs. Harvard, NSF, March 23, 2001  
 3—Natalie Darwitz, Minnesota vs. Harvard, CH, March 28, 2004  
 3—Krissey Wendell, Minnesota vs. Dartmouth, NSF, March 26, 2004  
 3—Sarah Vaillancourt, Harvard vs. St. Lawrence, NSF, March 25, 2005  
 3—Rebecca Russell, St. Lawrence vs. Dartmouth, N3d, March 27, 2005

#### FASTEST GAME-OPENING GOAL

:13—Natalie Darwitz, Minnesota vs. Dartmouth, NSF, March 25, 2005  
 :46—Bobbi Ross, Minnesota vs. New Hampshire, NSF, March 24, 2006  
 1:00—Tammy Shewchuk, Harvard vs. Dartmouth, N3d, March 25, 2001  
 2:57—Jenny Hempel, Minn. Duluth vs. Niagara, NSF, March 22, 2002  
 3:42—Rebecca Russell, St. Lawrence vs. Minn. Duluth, QF, March 18, 2006

#### FASTEST GOAL, START OF PERIOD

:09—Natalie Darwitz, Minnesota vs. Harvard, CH, March 28, 2004 (third)  
 :10—Whitney Graft, Minnesota vs. Princeton, QF, March 17, 2006 (third)  
 :13—Natalie Darwitz, Minnesota vs. Dartmouth, NSF, March 25, 2005 (first)  
 :21—Jennifer Botterill, Harvard vs. Minn. Duluth, CH, March 23, 2003 (2 ot) (second)  
 :23—Nicole Corriero, Harvard vs. Mercyhurst, QF, March 19, 2005 (3 ot) (second)

#### FASTEST CONSECUTIVE GOALS

1:59—Natalie Darwitz, Minnesota vs. Dartmouth, NSF, March 25, 2005  
 4:07—Kelly Stephens, Minnesota vs. Dartmouth, NSF, March 26, 2004

- 4:44—Nicole Corriero, Harvard vs. Mercyhurst, QF, March 19, 2005 (3 ot)  
 5:01—Maria Rooth, Minn. Duluth vs. Harvard, NSF, March 23, 2001  
 7:23—Nicole Corriero, Harvard vs. Mercyhurst, QF, March 19, 2005 (3 ot)

**FASTEST HAT TRICK**

- 12:07—Nicole Corriero, Harvard vs. Mercyhurst, QF, March 19, 2005 (3 ot)  
 16:07—Maria Rooth, Minn. Duluth vs. Harvard, NSF, March 23, 2001  
 22:53—Krissy Wendell, Minnesota vs. Dartmouth, NSF, March 26, 2004  
 26:45—Sarah Vaillancourt, Harvard vs. St. Lawrence, NSF, March 25, 2005  
 28:08—Natalie Darwitz, Minnesota vs. Harvard, CH, March 28, 2004

**ASSISTS**

- 3—Krissy Wendell, Minnesota vs. Harvard, CH, March 28, 2004  
 3—Krissy Wendell, Minnesota vs. Providence, QF, March 18, 2005  
 3—Natalie Darwitz, Minnesota vs. Providence, QF, March 18, 2005  
 3—Julie Chu, Harvard vs. Mercyhurst, QF, March 19, 2005 (3 ot)  
 3—Sarah Vaillancourt, Harvard vs. Mercyhurst, QF, March 19, 2005 (3 ot)  
 3—Cheryl Muranko, Dartmouth vs. Wisconsin, QF, March 19, 2005  
 3—Caitlin Cahow, Harvard vs. St. Lawrence, NSF, March 25, 2005  
 3—Natalie Darwitz, Minnesota vs. Dartmouth, NSF, March 25, 2005  
 3—Natalie Darwitz, Minnesota vs. Harvard, CH, March 27, 2005  
 2—Crystal Connors, St. Lawrence vs. Minn. Duluth, QF, March 18, 2005  
 2—Cherie Piper, Dartmouth vs. Wisconsin, QF, March 19, 2005  
 2—Jennifer Hitchcock, New Hampshire vs. Minnesota, NSF, March 24, 2006  
 2—Cyndy Kenyon, Wisconsin vs. Minnesota, CH, March 26, 2006

**POINTS**

- 5—Nicole Corriero, Harvard vs. Mercyhurst, QF, March 19, 2005 (3 ot)  
 5—Natalie Darwitz, Minnesota vs. Dartmouth, NSF, March 25, 2005  
 5—Rebecca Russell, St. Lawrence vs. Dartmouth, N3d, March 27, 2005  
 4—10 times, most recent: Bobbi Ross, Minnesota vs. New Hampshire, NSF, March 24, 2006

**PENALTIES**

- 6—Dina McCumber, Princeton vs. Minnesota, QF, March 17, 2006  
 5—Angela Ruggiero, Harvard vs. Minn. Duluth, CH, March 23, 2003 (2 ot)  
 4—Nora Tallus, Minn. Duluth vs. Harvard, CH, March 23, 2003 (2 ot)  
 4—Marykate Oakley, Princeton vs. Minnesota, QF, March 17, 2006  
 3—Lindsay Weaver, Harvard vs. Minnesota, CH, March 28, 2004  
 3—Teresa Marchese, Mercyhurst vs. Harvard, QF, March 19, 2005 (3 ot)  
 3—Krista Johnson, Minnesota vs. Princeton, QF, March 17, 2006  
 3—Allie Sanchez, Minnesota vs. Princeton, QF, March 17, 2006  
 3—Juliane Jubinville, Minn. Duluth vs. St. Lawrence, QF, March 18, 2006  
 3—Abbie Bullard, St. Lawrence vs. Minn. Duluth, QF, March 18, 2006  
 3—Leah Craig, New Hampshire vs. Minnesota, NSF, March 24, 2006

**SAVES**

- 78—Desirae Clark, Mercyhurst vs. Harvard, QF, March 19, 2005 (3 ot)  
 56—Ali Boe, Harvard vs. Mercyhurst, QF, March 19, 2005 (3 ot)  
 46—Amy Ferguson, Dartmouth vs. Minn. Duluth, NSF, March 21, 2003  
 42—Jess Moffat, St. Lawrence vs. Minn. Duluth, QF, March 18, 2005 (ot)

- 41—Patricia Sautter, Minn. Duluth vs. Harvard, CH, March 23, 2003 (2 ot)

**SHUTOUTS**

- Brittany Chartier, Minnesota vs. Princeton, QF, March 17, 2006  
 Jessica Moffat, St. Lawrence vs. Minn. Duluth, QF, March 18, 2006  
 Jessie Vetter, Wisconsin vs. St. Lawrence, NSF, March 24, 2006  
 Jessie Vetter, Wisconsin vs. Minnesota, CH, March 26, 2006

**Individual, Year****GOALS**

- 5—Nicole Corriero, Harvard, 2005  
 4—Maria Rooth, Minn. Duluth, 2001  
 4—Krissy Wendell, Minnesota, 2004  
 4—Sarah Vaillancourt, Harvard, 2005  
 4—Bobbi Ross, Minnesota, 2006

**ASSISTS**

- 9—Natalie Darwitz, Minnesota, 2005  
 7—Julie Chu, Harvard, 2005  
 6—Krissy Wendell, Minnesota, 2005  
 4—Krissy Wendell, Minnesota, 2004  
 4—Kelly Stephens, Minnesota, 2005

**POINTS**

- 12—Natalie Darwitz, Minnesota, 2005  
 9—Krissy Wendell, Minnesota, 2005  
 8—Krissy Wendell, Minnesota, 2004  
 8—Julie Chu, Harvard, 2005  
 8—Nicole Corriero, Harvard, 2005

**PENALTIES**

- 6—Dina McCumber, Princeton, 2006  
 5—Angela Ruggiero, Harvard, 2003  
 5—Nora Tallus, Minn. Duluth, 2003  
 5—Laurie Ross, St. Lawrence, 2005  
 4—Gillian Apps, Dartmouth, 2003  
 4—Lindsay Weaver, Harvard, 2004  
 4—Marykate Oakley, Princeton, 2006

**SAVES**

- 95—Jessie Vetter, Wisconsin, 2006  
 92—Ali Boe, Harvard, 2005  
 78—Desirae Clark, Mercyhurst, 2005  
 78—Jess Moffat, St. Lawrence, 2005  
 74—Tania Pinelli, Niagara, 2002

**SAVE PERCENTAGE****(Min. two games)**

- .990—Jessie Vetter, Wisconsin, 2006 (1 goal allowed, 95 saves)  
 .980—Jessica Moffat, St. Lawrence, 2006 (1 goal allowed, 48 saves)  
 .951—Rachel Barrie, St. Lawrence, 2004 (3 goals allowed, 58 saves)  
 .946—Jody Horak, Minnesota, 2004 (3 goals allowed, 56 saves)  
 .940—Pam Dreyer, Brown, 2002 (4 goals allowed, 63 saves)

**GOALS-AGAINST AVERAGE****(Min. 110 minutes)**

- 0.29—Jessie Vetter, Wisconsin, 2006 (1 goal allowed)  
 1.50—Rachel Barrie, St. Lawrence, 2004 (3 goals allowed)  
 1.51—Jody Horak, Minnesota, 2004 (3 goals allowed)  
 1.86—Meaghan Cahill, Dartmouth, 2001 (3 goals allowed)  
 2.00—Patricia Sautter, Minn. Duluth, 2002 (4 goals allowed)  
 2.00—Jody Horak, Minnesota, 2005 (6 goals allowed)

**Team, Game****GOALS**

- 7—Minnesota vs. Dartmouth (2), NSF, March 25, 2005  
 6—Minn. Duluth vs. Harvard (3), NSF, March 23, 2001  
 6—Harvard vs. Minnesota (1), NSF, March 21, 2003  
 6—Minnesota vs. Harvard (2), CH, March 28, 2004  
 6—Minnesota vs. Providence (1), QF, March 18, 2005

**GOALS, BOTH TEAMS**

- 9—Minn. Duluth (6) vs. Harvard (3), NSF, March 23, 2001  
 9—Harvard (5) vs. Mercyhurst (4), QF, March 19, 2005 (3 ot)  
 9—Minnesota (7) vs. Dartmouth (2), NSF, March 25, 2005  
 9—Minnesota (5) vs. New Hampshire (4), NSF, March 24, 2006  
 8—Minnesota (6) vs. Harvard (2), CH, March 28, 2004

**GOALS, PERIOD**

- 5—Minn. Duluth vs. Harvard, NSF, March 23, 2001 (third)  
 5—Minnesota vs. Dartmouth, NSF, March 25, 2005 (first)  
 4—Minnesota vs. Dartmouth, NSF, March 26, 2004 (third)  
 4—Minnesota vs. Harvard, CH, March 28, 2004 (third)  
 3—Eight times, most recent: Minnesota vs. Princeton, QF, March 17, 2006 (third)

**GOALS, PERIOD, BOTH TEAMS**

- 7—Minn. Duluth (5) vs. Harvard (2), NSF, March 23, 2001 (third)  
 7—Minnesota (5) vs. Dartmouth (2), NSF, March 25, 2005 (first)  
 5—Minn. Duluth (3) vs. Dartmouth (2), NSF, March 21, 2003 (second)  
 5—Wisconsin (3) vs. Dartmouth (2), QF, March 19, 2005 (first)  
 4—Harvard (3) vs. Minn. Duluth (1), CH, March 23, 2003 (2 ot) (second)  
 4—Minnesota (4) vs. Dartmouth (0), NSF, March 26, 2004 (third)  
 4—Minnesota (4) vs. Harvard (0), CH, March 28, 2004 (third)  
 4—Mercyhurst (3) vs. Harvard (1), QF, March 19, 2005 (first)  
 4—Minnesota (2) vs. Harvard (2), CH, March 27, 2005 (second)  
 4—Minnesota (2) vs. New Hampshire (2), NSF, March 24, 2006 (first)

**GOALS, LOSING TEAM**

- 4—Mercyhurst vs. Harvard (5), QF, March 19, 2005 (3 ot)  
 4—New Hampshire vs. Minnesota (5), NSF, March 24, 2006  
 3—Harvard vs. Minn. Duluth (6), NSF, March 23, 2001  
 3—Harvard vs. Minn. Duluth (4), CH, March 23, 2003 (2 ot)  
 3—Wisconsin vs. Dartmouth (4), QF, March 19, 2005  
 3—Harvard vs. Minnesota (4), CH, March 27, 2005

**FEWEST GOALS**

- 0—Princeton vs. Minnesota (4), QF, March 17, 2006  
 0—Minn. Duluth vs. St. Lawrence (1), QF, March 18, 2006  
 0—St. Lawrence vs. Wisconsin (1), NSF, March 24, 2006  
 0—Minnesota vs. Wisconsin (3), CH, March 26, 2006  
 1—Dartmouth vs. St. Lawrence (3), NSF, March 23, 2001  
 1—Minnesota vs. Brown (2), NSF, March 22, 2002  
 1—Minnesota vs. Harvard (6), NSF, March 21, 2003  
 1—St. Lawrence vs. Harvard (2), NSF, March 26, 2004  
 1—Dartmouth vs. St. Lawrence (2), N3d, March 28, 2004  
 1—Providence vs. Minnesota (6), QF, March 18, 2005  
 1—St. Lawrence vs. Harvard (4), NSF, March 25, 2005  
 1—Dartmouth vs. St. Lawrence (5), N3d, March 27, 2005  
 1—Harvard vs. New Hampshire (3), QF, March 17, 2006  
 1—Mercyhurst vs. Wisconsin (2), QF, March 18, 2006 (2 ot)

**FEWEST GOALS, BOTH TEAMS**

- 1—St. Lawrence (1) vs. Minn. Duluth (0), QF, March 18, 2006  
 1—Wisconsin (1) vs. St. Lawrence (0), NSF, March 24, 2006

- 3—Minnesota (1) vs. Brown (2), NSF, March 22, 2002  
 3—St. Lawrence (1) vs. Harvard (2), NSF, March 26, 2004  
 3—Dartmouth (1) vs. St. Lawrence (2), N3d, March 28, 2004  
 3—Wisconsin (2) vs. Mercyhurst (1), QF, March 18, 2006 (2 ot)  
 3—Wisconsin (3) vs. Minnesota (0), CH, March 26, 2006

**FASTEST CONSECUTIVE GOALS**

- :23—Harvard (Julie Chu and Lauren McAuliffe) vs. Minnesota, NSF, March 21, 2003  
 :23—Harvard (Jennifer Botterill and Lauren McAuliffe) vs. Minn. Duluth, CH, March 23, 2003 (2 ot)  
 :32—Minnesota (Natalie Darwitz and Kelly Stephens) vs. Harvard, CH, March 28, 2004  
 :44—Dartmouth (Sarah Clark and Tiffany Hagge) vs. Minnesota, N3d, March 23, 2003  
 :45—Dartmouth (Tiffany Hagge and Amy Catlin) vs. Minnesota, N3d, March 23, 2003

**FASTEST CONSECUTIVE GOALS BY OPPOSING TEAMS**

- :44—Dartmouth (Kristina Guarino), then Harvard (Kalen Ingram), N3d, March 25, 2001  
 :51—Minnesota (Kelly Stephens), then Brown (Kim Insalaco), NSF, March 22, 2002  
 :51—Niagara (Jennifer Goulet), then Minnesota (La Toya Clarke), N3d, March 24, 2002 (ot)  
 :59—Minn. Duluth (Caroline Ouellette), then Dartmouth (Alana BreMiller), NSF, March 21, 2003  
 1:19—Dartmouth (Gillian Apps), then Minnesota (Lyndsay Wall), NSF, March 25, 2005

**WINNING MARGIN**

- 5—Harvard (6) vs. Minnesota (1), NSF, March 21, 2003  
 5—Minnesota (6) vs. Providence (1), QF, March 18, 2005  
 5—Minnesota (7) vs. Dartmouth (2), NSF, March 25, 2005  
 4—Minnesota (5) vs. Dartmouth (1), NSF, March 26, 2004  
 4—Minnesota (6) vs. Harvard (2), CH, March 28, 2004  
 4—St. Lawrence (5) vs. Dartmouth (1), N3d, March 27, 2005  
 4—Minnesota (4) vs. Princeton (0), QF, March 18, 2006

**LARGEST MARGIN OVERCOME TO WIN**

- 2—Harvard vs. Mercyhurst, QF, March 19, 2005 [trailed 2-0, won 5-4 (3 ot)]  
 1—10 times, most recent: Wisconsin vs. Mercyhurst, QF, March 18, 2006 [trailed 1-0, won 2-1 (2 ot)]

**ASSISTS**

- 10—Minnesota vs. Providence, QF, March 18, 2005 (6 goals)  
 10—Minnesota vs. Dartmouth, NSF, March 25, 2005 (7 goals)  
 9—Minn. Duluth vs. Harvard, NSF, March 23, 2001 (6 goals)  
 9—Harvard vs. Mercyhurst, QF, March 19, 2005 (3 ot) (5 goals)  
 8—Minn. Duluth vs. Dartmouth, NSF, March 21, 2003 (5 goals)  
 8—Minnesota vs. Harvard, CH, March 28, 2004 (6 goals)  
 8—Harvard vs. St. Lawrence, NSF, March 25, 2005 (4 goals)

**ASSISTS, BOTH TEAMS**

- 13—Minn. Duluth (9) vs. Harvard (4), NSF, March 23, 2001 (9 goals)  
 12—Minnesota (10) vs. Providence (2), QF, March 18, 2005 (7 goals)  
 12—Dartmouth (7) vs. Wisconsin (5), QF, March 19, 2005 (7 goals)  
 11—Minnesota (8) vs. Harvard (3), CH, March 28, 2004 (8 goals)  
 11—Harvard (9) vs. Mercyhurst (2), QF, March 19, 2005 (3 ot) (9 goals)  
 11—Minnesota (10) vs. Dartmouth (1), NSF, March 25, 2005 (9 goals)  
 11—Minnesota (6) vs. Harvard (5), CH, March 27, 2005 (7 goals)

- 11—New Hampshire (6) vs. Minnesota (5), NSF, March 24, 2006 (9 goals)

**FEWEST ASSISTS****(Excluding Shutouts)**

- 0—St. Lawrence vs. Minn. Duluth, QF, March 18, 2006 (1 goal)  
 1—Dartmouth vs. St. Lawrence, NSF, March 23, 2001 (1 goal)  
 1—Minnesota vs. Brown, NSF, March 22, 2002 (1 goal)  
 1—Niagara vs. Minn. Duluth, NSF, March 22, 2002 (2 goals)  
 1—Dartmouth vs. Minn. Duluth, NSF, March 21, 2003 (2 goals)  
 1—Dartmouth vs. St. Lawrence, N3d, March 28, 2004 (1 goal)  
 1—Dartmouth vs. Minnesota, NSF, March 25, 2005 (2 goals)  
 1—Dartmouth vs. St. Lawrence, N3d, March 27, 2005 (1 goal)  
 1—Harvard vs. New Hampshire, QF, March 17, 2006 (1 goal)  
 1—Mercyhurst vs. Wisconsin, QF, March 18, 2006 (2 ot) (1 goal)

**FEWEST ASSISTS, BOTH TEAMS**

- 0—St. Lawrence (0) vs. Minn. Duluth (0), QF, March 18, 2006 (1 goal)  
 3—St. Lawrence (2) vs. Dartmouth (1), N3d, March 28, 2004 (3 goals)  
 4—Harvard (2) vs. St. Lawrence (2), NSF, March 26, 2004 (3 goals)  
 4—Wisconsin (3) vs. Mercyhurst (1), QF, March 18, 2006 (2 ot) (3 goals)  
 5—St. Lawrence (4) vs. Dartmouth (1), NSF, March 23, 2001 (4 goals)  
 5—Minn. Duluth (2) vs. Brown (3), CH, March 24, 2002 (5 goals)  
 5—Brown (4) vs. Minnesota (1), NSF, March 22, 2002 (3 goals)  
 5—Minn. Duluth (3) vs. St. Lawrence (2), QF, March 18, 2005 (ot) (5 goals)

**SHOTS ON GOAL**

- 83—Harvard vs. Mercyhurst, QF, March 19, 2005 (3 ot) (5 goals)  
 60—Mercyhurst vs. Harvard, QF, March 19, 2005 (3 ot) (4 goals)  
 51—Minn. Duluth vs. Dartmouth, NSF, March 21, 2003 (5 goals)  
 44—Harvard vs. Minn. Duluth, CH, March 23, 2003 (2 ot) (4 goals)  
 44—Minn. Duluth vs. St. Lawrence, QF, March 18, 2005 (ot) (2 goals)

**SHOTS ON GOAL, BOTH TEAMS**

- 143—Harvard (83) vs. Mercyhurst (60), QF, March 19, 2005 (3 ot) (5 goals)  
 85—Harvard (44) vs. Minn. Duluth (41), CH, March 23, 2003 (2 ot) (7 goals)  
 81—Minn. Duluth (51) vs. Dartmouth (30), NSF, March 21, 2003 (7 goals)  
 79—Minn. Duluth (44) vs. St. Lawrence (35), QF, March 18, 2005 (ot) (5 goals)  
 73—Minnesota (40) vs. Harvard (33), CH, March 28, 2004 (8 goals)  
 73—Mercyhurst (38) vs. Wisconsin (35), QF, March 18, 2006 (2 ot) (3 goals)

**SHOTS ON GOAL, REGULATION PERIOD**

- 22—St. Lawrence vs. Minn. Duluth, QF, March 18, 2006 (first)  
 21—Harvard vs. Mercyhurst, QF, March 19, 2005 (3 ot) (second)  
 19—Harvard vs. St. Lawrence, NSF, March 25, 2005 (third)  
 18—Minn. Duluth vs. Niagara, NSF, March 22, 2002 (second)  
 18—Minn. Duluth vs. Dartmouth, NSF, March 21, 2003 (first)  
 18—Minn. Duluth vs. Dartmouth, NSF, March 21, 2003 (second)

**SHOTS ON GOAL, REGULATION PERIOD, BOTH TEAMS**

- 32—Mercyhurst (17) vs. Harvard (15), QF, March 19, 2005 (3 ot) (first)  
 31—Minn. Duluth (18) vs. Dartmouth (13), NSF, March 21, 2003 (second)

- 29—Minn. Duluth (18) vs. Niagara (11), NSF, March 22, 2002 (second)  
 29—Minn. Duluth (18) vs. Dartmouth (11), NSF, March 23, 2003 (first)  
 28—Minnesota (16) vs. Dartmouth (12), N3d, March 23, 2003 (third)  
 28—Minnesota (16) vs. Harvard (12), CH, March 28, 2004 (second)  
 28—St. Lawrence (16) vs. Minn. Duluth (12), QF, March 18, 2005 (ot) (third)  
 28—St. Lawrence (22) vs. Minn. Duluth (6), QF, March 18, 2006 (first)  
 28—St. Lawrence (16) vs. Minn. Duluth (12), QF, March 18, 2006 (third)

**FEWEST SHOTS ON GOAL**

- 10—Dartmouth vs. Minnesota, NSF, March 25, 2005  
 15—Providence vs. Minnesota, QF, March 18, 2005  
 16—Harvard vs. New Hampshire, QF, March 17, 2006  
 17—St. Lawrence vs. Dartmouth, NSF, March 23, 2001  
 17—St. Lawrence vs. Harvard, NSF, March 25, 2005

**FEWEST SHOTS ON GOAL, BOTH TEAMS**

- 34—Dartmouth (10) vs. Minnesota (24), NSF, March 25, 2005 (9 goals)  
 46—Dartmouth (23) vs. St. Lawrence (23), N3d, March 28, 2004 (3 goals)  
 48—Minnesota (25) vs. New Hampshire (23), NSF, March 26, 2006 (4 goals)  
 49—Dartmouth (32) vs. St. Lawrence (17), NSF, March 23, 2001 (4 goals)  
 49—Dartmouth (26) vs. St. Lawrence (23), N3d, March 27, 2005 (6 goals)

**FEWEST SHOTS ON GOAL, REGULATION PERIOD**

- 0—Dartmouth vs. Minnesota, NSF, March 25, 2005 (third)  
 1—St. Lawrence vs. Dartmouth, NSF, March 23, 2001 (third)  
 2—St. Lawrence vs. Minn. Duluth, CH, March 25, 2001 (second)  
 2—Dartmouth vs. Minnesota, NSF, March 26, 2004 (third)  
 3—Niagara vs. Minn. Duluth, NSF, March 22, 2002 (first)  
 3—Providence vs. Minnesota, QF, March 18, 2005 (second)  
 3—Providence vs. Minnesota, QF, March 18, 2005 (third)  
 3—Dartmouth vs. Minnesota, NSF, March 25, 2005 (second)  
 3—Minnesota vs. Dartmouth, NSF, March 25, 2005 (second)

**FEWEST SHOTS ON GOAL, REGULATION PERIOD, BOTH TEAMS**

- 6—Dartmouth (3) vs. Minnesota (3), NSF, March 25, 2005 (second)  
 9—Minnesota (9) vs. Dartmouth (0), NSF, March 25, 2005 (second)  
 9—Harvard (5) vs. Minnesota (4), CH, March 27, 2005 (third)  
 10—Harvard (5) vs. Minn. Duluth (5), CH, March 23, 2003 (2 ot) (first)  
 11—Harvard (6) vs. Minnesota (5), NSF, March 21, 2003 (third)  
 11—Wisconsin (6) vs. St. Lawrence (5), NSF, March 24, 2006 (third)  
 11—New Hampshire (6) vs. Minnesota (5), NSF, March 24, 2006 (first)

**PENALTIES**

- 15—Princeton vs. Minnesota, QF, March 17, 2006  
 13—Minnesota vs. Princeton, QF, March 17, 2006  
 12—Mercyhurst vs. Harvard, QF, March 19, 2005 (3 ot)  
 12—Harvard vs. St. Lawrence, NSF, March 25, 2005  
 10—St. Lawrence vs. Harvard, NSF, March 25, 2005  
 10—Minn. Duluth vs. St. Lawrence, QF, March 18, 2006

**PENALTIES, BOTH TEAMS**

- 28—Princeton (15) vs. Minnesota (13), QF, March 17, 2006  
 22—Harvard (12) vs. St. Lawrence (10), NSF, March 25, 2005  
 19—Mercyhurst (12) vs. Harvard (7), QF, March 19, 2005 (3 ot)



- 16—Harvard (8) vs. Minn. Duluth (8), CH, March 23, 2003 (2 ot)
- 14—Dartmouth (7) vs. Minn. Duluth (7), NSF, March 21, 2003
- 14—Dartmouth (8) vs. St. Lawrence (6), N3d, March 28, 2004

**FEWEST PENALTIES**

- 1—Minn. Duluth vs. Harvard, NSF, March 23, 2001
- 1—Minnesota vs. Niagara, N3d, March 24, 2002 (ot)
- 2—Harvard vs. Minn. Duluth, NSF, March 23, 2001
- 2—Dartmouth vs. Minnesota, NSF, March 26, 2004
- 2—Minnesota vs. Dartmouth, NSF, March 26, 2004
- 2—St. Lawrence vs. Wisconsin, NSF, March 24, 2006

**FEWEST PENALTIES, BOTH TEAMS**

- 3—Harvard (2) vs. Minn. Duluth (1), NSF, March 23, 2001
- 4—Niagara (3) vs. Minnesota (1), N3d, March 24, 2002 (ot)
- 4—Dartmouth (2) vs. Minnesota (2), NSF, March 26, 2004
- 6—Minn. Duluth (3) vs. Niagara (3), NSF, March 22, 2002
- 6—Wisconsin (4) vs. St. Lawrence (2), NSF, March 24, 2006

**LONGEST GAME**

- 112:28—Harvard (5) vs. Mercyhurst (3), QF, March 19, 2005 (3 ot)
- 90:10—Wisconsin (2) vs. Mercyhurst (1), QF, March 18, 2006 (2 ot)
- 84:19—Minn. Duluth (4) vs. Harvard (3), CH, March 23, 2003 (2 ot)
- 66:11—St. Lawrence (3) vs. Minn. Duluth (2), QF, March 18, 2005 (ot)
- 65:00—Niagara (2) vs. Minnesota (2), N3d, March 24, 2002 (ot)

**Team, Year**

**GOALS**

- 17—Minnesota, 2005 (3 games)
- 12—Harvard, 2005 (3)
- 11—Minnesota, 2004 (2)
- 10—Minn. Duluth, 2001 (2)
- 9—Harvard, 2003 (2)
- 9—Minn. Duluth, 2003 (2)
- 9—St. Lawrence, 2005 (3)
- 9—Minnesota, 2006 (3)

**FEWEST GOALS**

**(Min. two games)**

- 1—St. Lawrence, 2006 (2 games)
- 2—Dartmouth, 2004 (2)
- 3—Dartmouth, 2001 (2)
- 3—Minnesota, 2002 (2)
- 3—Minnesota, 2003 (2)
- 3—St. Lawrence, 2004 (2)

**FEWEST GOALS ALLOWED**

**(Min. two games)**

- 1—Wisconsin, 2006 (3 games)
- 1—St. Lawrence, 2006 (2)
- 3—Minnesota, 2004 (2)
- 3—St. Lawrence, 2004 (2)
- 4—Brown, 2002 (2)
- 4—Minn. Duluth, 2002 (2)
- 4—Minnesota, 2002 (2)

**ASSISTS**

- 26—Minnesota, 2005 (3 games)
- 22—Harvard, 2005 (3)
- 13—Minnesota, 2004 (2)
- 13—Minn. Duluth, 2001 (2)
- 12—Minn. Duluth, 2003 (2)

**POINTS**

- 43—Minnesota, 2005 (3 games)
- 34—Harvard, 2005 (3)
- 24—Minnesota, 2004 (2)
- 23—Minn. Duluth, 2001 (2)
- 21—Minn. Duluth, 2003 (2)

**SHOTS ON GOAL**

- 149—Harvard, 2005 (3 games)
- 92—Minn. Duluth, 2003 (2)
- 90—Minnesota, 2006 (3)
- 87—Minnesota, 2005 (3)
- 79—Wisconsin, 2006 (3)

**FEWEST SHOTS ON GOAL**

**(Min. two games)**

- 36—Dartmouth, 2005 (2 games)
- 40—St. Lawrence, 2005 (3)
- 44—St. Lawrence, 2004 (2)
- 45—Dartmouth, 2004 (2)
- 47—Niagara, 2002 (2)
- 47—Minnesota, 2003 (2)

**PENALTIES**

- 23—Minnesota, 2006 (3 games)
- 22—Harvard, 2005 (3)
- 20—St. Lawrence, 2005 (3)
- 16—Dartmouth, 2005 (2)
- 16—Minnesota, 2005 (3)

**FEWEST PENALTIES**

**(Min. two games)**

- 4—Minnesota, 2002 (2 games)
- 5—Minn. Duluth, 2001 (2)
- 6—Niagara, 2002 (2)
- 6—Minnesota, 2003 (2)
- 7—Harvard, 2001 (2)
- 7—Dartmouth, 2001 (2)
- 7—St. Lawrence, 2001 (2)
- 7—Minn. Duluth, 2002 (2)

# Tournament History

## Tournament Won-Lost-Tied Records

**(12 TEAMS)**

*(Note: Third-place game discontinued after 2005. Since then, both semifinal losers are awarded third place.)*

Team (Years Participated)	Tournament Record				Pct.	Tournament Finish			
	Years	Won	Lost	Tied		1st	2nd	3rd	4th
Brown (2002)	1	1	1	0	.500	0	1	0	0
Dartmouth (2001-03-04-05)	4	2	7	0	.222	0	0	1	3
Harvard (2001-03-04-05-06)	5	5	5	0	.500	0	3	1	0
Mercyhurst (2005-06)	2	0	2	0	.000	0	0	0	0
Minnesota (2002-03-04-05-06)	5	7	4	1	.625	2	1	1	1
Minn. Duluth (2001-02-03-05-06)	5	6	2	0	.750	3	0	0	0
New Hampshire (2006)	1	1	1	0	.500	0	0	1	0
Niagara (2002)	1	0	1	1	.250	0	0	1	0
Princeton (2006)	1	0	1	0	.000	0	0	0	0
Providence (2005)	1	0	1	0	.000	0	0	0	0
St. Lawrence (2001-04-05-06)	4	5	4	0	.556	0	1	3	0
Wisconsin (2005-06)	2	3	1	0	.750	1	0	0	0

## Tournament Highlights

- 2001** A Women's Frozen Four is held for the first time as Minn. Duluth defeats St. Lawrence, 4-2, in Minneapolis to take home the first crown.
- 2002** Minn. Duluth wins its second straight Women's Frozen Four, 3-2, over Brown.
- 2003** Minn. Duluth wins the Women's Frozen Four, its third consecutive, in front of a record crowd of 5,167, in its home arena.

- 2004** Minnesota outscores its two opponents, 11-3, to dominate the Women's Frozen Four in Providence. The Golden Gophers beat Harvard, 6-2, in the championship game.
- 2005** The field expands to eight teams with Mercyhurst, Providence and Wisconsin all making their first appearances. Minnesota wins its second straight title.
- 2006** Wisconsin claims its first Women's Frozen Four title in Minneapolis after defeating Minnesota, the two-time defending national champion. The Badgers become the first team in tournament history other than the Golden Gophers or Minnesota Duluth to win the championship.



## Entering the NCAA Tournament, These Teams...

### ...HAD THE MOST WINS

Year	Team (Coach)	Record	Tournament Result
2005	Minnesota (Laura Halldorson)	33-2-2	3-0, CHAMPION
2006	Wisconsin (Mark Johnson)	33-4-1	3-0, CHAMPION
2006	New Hampshire (Brian McCloskey)	32-2-1	1-1, Third Place (Tied)
2006	St. Lawrence (Paul Flanagan)	30-4-2	1-1, Third Place (Tied)
2003	Harvard (Katey Stone)	29-2-1	1-1, Second Place
2003	Minn. Duluth (Shannon Miller)	29-3	2-0, CHAMPION
2004	Harvard (Katey Stone)	29-3-1	1-1, Second Place
2002	Minnesota (Laura Halldorson)	28-3-5	0-1-1, Third Place
2004	Minnesota (Laura Halldorson)	28-4-2	2-0, CHAMPION
2005	Wisconsin (Mark Johnson)	28-8-1	0-1, First Round
2005	Mercyhurst (Michael Sisti)	28-6-2	0-1, First Round

### ...HAD THE HIGHEST WINNING PERCENTAGES

Year	Team (Coach)	Record	Pct.*	Tournament Result
2006	New Hampshire (Brian McCloskey)	32-2-1	.929	1-1, Third Place (Tied)
2005	Minnesota (Laura Halldorson)	33-2-2	.919	3-0, CHAMPION
2003	Minn. Duluth (Shannon Miller)	29-3	.906	2-0, CHAMPION
2004	Harvard (Katey Stone)	29-3-1	.894	1-1, Second Place
2001	Dartmouth (Judy Oberting)	26-3-1	.883	0-2, Fourth Place
2006	Wisconsin (Mark Johnson)	33-4-1	.882	3-0, CHAMPION
2006	St. Lawrence (Paul Flanagan)	30-4-2	.861	1-1, Third Place (Tied)
2002	Minnesota (Laura Halldorson)	28-3-5	.847	0-1-1, Third Place

\*Ties computed as half won, half lost.

### ...HAD THE MOST LOSSES

Year	Team (Coach)	Record	Tournament Result
2006	Harvard (Katey Stone)	18-12-4	0-1, First Round
2005	Providence (Bob Deraney)	21-10-5	0-1, First Round
2006	Minnesota (Laura Halldorson)	27-10-1	2-1, Second Place
2001	Harvard (Katey Stone)	23-9	1-1, Third Place
2004	St. Lawrence (Paul Flanagan)	27-9-1	1-1, Third Place
2005	Wisconsin (Mark Johnson)	28-8-1	0-1, First Round
2006	Minn. Duluth (Shannon Miller)	22-8-3	0-1, First Round
2001	St. Lawrence (Paul Flanagan)	23-7-3	1-1, Second Place
2002	Brown (Digit Murphy)	24-7-2	1-1, Second Place
2002	Niagara (Margot Page)	26-7-1	0-1-1, Third Place
2003	Dartmouth (Judy Oberting)	26-7	1-1, Third Place
2005	St. Lawrence (Paul Flanagan)	26-7-5	2-1, Third Place
2006	Mercyhurst (Michael Sisti)	23-7-6	0-1, First Round
2006	Princeton (Jeff Kampersal)	21-7-4	0-1, First Round

### ...HAD THE LOWEST WINNING PERCENTAGES

Year	Team (Coach)	Record	Pct.*	Tournament Result
2006	Harvard (Katey Stone)	18-12-4	.588	0-1, First Round
2005	Providence (Bob Deraney)	21-10-5	.653	0-1, First Round
2006	Minn. Duluth (Shannon Miller)	22-8-3	.712	0-1, First Round
2001	Harvard (Katey Stone)	23-9	.719	1-1, Third Place
2006	Princeton (Jeff Kampersal)	21-7-4	.719	0-1, First Round
2006	Mercyhurst (Michael Sisti)	23-7-6	.722	0-1, First Round
2006	Minnesota (Laura Halldorson)	27-10-1	.724	2-1, Second Place
2001	St. Lawrence (Paul Flanagan)	23-7-3	.742	1-1, Second Place
2004	St. Lawrence (Paul Flanagan)	27-9-1	.743	1-1, Third Place
2002	Minn. Duluth (Shannon Miller)	22-6-4	.750	2-0, CHAMPION
2005	St. Lawrence (Paul Flanagan)	26-7-5	.750	2-1, Third Place

\*Ties computed as half won, half lost.

### ...HAD THE MOST TIES

Year	Team (Coach)	Record	Tournament Result
2006	Mercyhurst (Michael Sisti)	23-7-6	0-1, First Round
2002	Minnesota (Laura Halldorson)	28-3-5	0-1-1, Third Place
2005	St. Lawrence (Paul Flanagan)	26-7-5	2-1, Third Place
2005	Providence (Bob Deraney)	21-10-5	0-1, First Round
2001	Minn. Duluth (Shannon Miller)	26-5-4	2-0, CHAMPION
2002	Minn. Duluth (Shannon Miller)	22-6-4	2-0, CHAMPION
2006	Harvard (Katey Stone)	18-12-4	0-1, First Round
2006	Princeton (Jeff Kampersal)	21-7-4	0-1, First Round

## Seeding History

The National Collegiate Women's Ice Hockey Committee seeded all four teams from 2001 to 2004. Beginning in 2005, the bracket expanded to eight teams and only two teams were seeded.

### Farthest Seeds Have Advanced

#### (2001-06)

Seed	Best Finish
#1	CH—Minn. Duluth, 2003, Minnesota 2004, Minnesota 2005
#2	CH—Minn. Duluth 2001-2002, Wisconsin, 2006
#3	3d—Harvard 2001, St. Lawrence 2004
#4	2d—St. Lawrence 2001

### How the Seeds Have Fared...

#### ROUND-BY-ROUND—2001-06

Seed	QF	NSF	N3d	CH	Total
#1	2-0	3-4	0-1-2	3-0	8-5-2
#2	1-1	6-0	0-0	3-3	10-4
#3	0-0	0-3	2-1	0-0	2-4
#4	0-0	1-2	1-1	0-1	2-4
Total	3-1	10-9	3-3-2	6-4	22-17-2

### Won-Lost-Tied Records of Seeds

Year	#1	#2	#3	#4
2001	0-2	2-0	1-1	1-1
2002	0-2-2	3-1	0-0	0-0
2003	2-0	1-1	0-2	1-1
2004	2-0	1-1	1-1	0-2
2005	3-0	0-1	0-0	0-0
2006	1-1	3-0	0-0	0-0
Total	8-5-2	10-4	2-4	2-4

## Annual Scoring Leaders

Year	Player, School	Goals	Assists	Points
2001	Maria Rooth, Minn. Duluth	4	2	6
2002	Kristy Zamora, Brown	3	0	3
2003	Caroline Ouellette, Minn. Duluth	2	2	4
	Julie Chu, Harvard	2	2	4
	Hanne Sikio, Minn. Duluth	3	1	4
2004	Krissy Wendell, Minnesota	4	4	8
2005	Natalie Darwitz, Minnesota	3	9	12
2006	Bobbi Ross, Minnesota	4	0	4



Minnesota's Bobbi Ross (left) was the leading scorer in the 2006 tournament after registering four goals.

Photo courtesy of Vince Muzik/NCAA Photos

## NCAA Women's Ice Hockey Championship Committee Chairs

**(CHRONOLOGICAL)**

Name	Affiliation	Years
Carolyn Campbell-McGovern	Ivy Group	2001-04
Steve Metcalf	New Hampshire	2005-06
Zafir Bludevich	St. Michael's	2007

## NCAA Women's Ice Hockey Championship Committee Roster

**(ALPHABETICAL)**

Name	Affiliation	Years
Jackie Barto	Ohio St.	2001-05
*Zafir Bludevich	St. Michael's	2005-07
Carolyn Campbell-McGovern	Ivy Group	2001-04
*Laura Halldorson	Minnesota	2005-07
Karen Kay	New Hampshire	2001-02
Steve Metcalf	New Hampshire	2002-06
Shannon Miller	Minn. Duluth	2001-04
Frank O'Brien	Wis. Stevens Point	2001
Russell Reilly	Middlebury	2001
*Jeff Schulman	Vermont	2007
*Katey Stone	Harvard	2005-07

\*Current member.

## Coaching Facts

**TOURNAMENT APPEARANCES**

- 5—Shannon Miller, Minn. Duluth, 2001-02-03-05-06
- 5—Laura Halldorson, Minnesota, 2002-03-04-05-06
- 5—Katey Stone, Harvard, 2001-03-04-05-06
- 4—Paul Flanagan, St. Lawrence, 2001-04-05-06
- 2—Judy Oberting, Dartmouth, 2001-03
- 2—Mark Hudak, Dartmouth, 2004-05
- 2—Mark Johnson, Wisconsin, 2005-06
- 2—Michael Sisti, Mercyhurst, 2005-06

**CONSECUTIVE TOURNAMENT APPEARANCES**

- 5—Laura Halldorson, Minnesota, 2002-06
- 4—Katey Stone, Harvard, 2003-06
- 3—Shannon Miller, Minn. Duluth, 2001-03
- 3—Paul Flanagan, St. Lawrence, 2004-06

**TOURNAMENT WINS**

- 7—Laura Halldorson, Minnesota, 2002-06
- 6—Shannon Miller, Minn. Duluth, 2001-06
- 5—Katey Stone, Harvard, 2001-06
- 5—Paul Flanagan, St. Lawrence, 2001-06
- 3—Mark Johnson, Wisconsin, 2005-06
- 2—Judy Oberting, Dartmouth, 2001-03

**TOURNAMENT WINNING PERCENTAGE**

**(Min. four games)**

- .750—Shannon Miller, Minn. Duluth, 2001-06 (6-2)
- .750—Mark Johnson, Wisconsin, 2005-06 (3-1)
- .625—Laura Halldorson, Minnesota, 2001-06 (7-4-1)
- .556—Paul Flanagan, St. Lawrence, 2001-06 (5-4)
- .500—Katey Stone, Harvard, 2001-06 (5-5)

**FROZEN FOUR APPEARANCES**

- 5—Laura Halldorson, Minnesota, 2002-03-04-05-06
- 4—Katey Stone, Harvard, 2001-03-04-05
- 4—Paul Flanagan, St. Lawrence, 2001-04-05-06
- 3—Shannon Miller, Minn. Duluth, 2001-02-03
- 2—Judy Oberting, Dartmouth, 2001-03
- 2—Mark Hudak, Dartmouth, 2004-05

**CONSECUTIVE FROZEN FOUR APPEARANCES**

- 5—Laura Halldorson, Minnesota, 2002-06
- 3—Shannon Miller, Minn. Duluth, 2001-03
- 3—Katey Stone, Harvard, 2003-05
- 3—Paul Flanagan, St. Lawrence, 2004-06

**FROZEN FOUR WINS**

- 6—Shannon Miller, Minn. Duluth, 2001-03 (6-0)
- 5—Laura Halldorson, Minnesota, 2002-06 (5-4-1)
- 4—Katey Stone, Harvard, 2001, 03-05 (4-4)
- 3—Paul Flanagan, St. Lawrence, 2001, 04-06 (3-4)
- 2—Mark Johnson, Wisconsin, 2006 (2-0)
- 1—Judy Oberting, Dartmouth, 2001, 03 (1-3)
- 1—Digit Murphy, Brown, 2002 (1-1)

**FROZEN FOUR WINNING PERCENTAGE**

**(Min. four games)**

- 1.000—Shannon Miller, Minn. Duluth, 2001-03 (6-0)
- .550—Laura Halldorson, Minnesota, 2002-06 (5-4-1)
- .500—Katey Stone, Harvard, 2001, 03-05 (4-4)
- .429—Paul Flanagan, St. Lawrence, 2001, 04-06 (3-4)

**NCAA CHAMPIONSHIPS**

- 3—Shannon Miller, Minn. Duluth, 2001-02-03
- 2—Laura Halldorson, Minnesota, 2004-05
- 1—Mark Johnson, Wisconsin, 2006

## Team-By-Team Won-Lost-Tied Records

(Note: Third-place game discontinued after 2005. Since then, both teams defeated in the semifinals are awarded third place.)

### By Coach

**(12 TEAMS)**

Coach (Alma Mater) Yrs. in Tourn.	Yrs. Won	Lost	Tied	CH	2d	3d	4th
<b>BROWN</b>							
Digit Murphy (Cornell '93) 2002	1	1	1	0	0	1	0
TOTAL	1	1	1	0	0	1	0
<b>DARTMOUTH</b>							
Judy Oberting (Dartmouth '91) 2001, 03	2	1	3	0	0	0	1
Mark Hudak (Army '89) 2004, 05	2	1	4	0	0	0	2
TOTAL	4	2	7	0	0	0	3
<b>HARVARD</b>							
Katey Stone (New Hampshire '89) 2001, 03, 04, 05, 06	5	5	5	0	0	3	1
TOTAL	5	5	5	0	0	3	1
<b>MERCYHURST</b>							
Michael Sisti (Canisius '90) 2005, 06	2	0	2	0	0	0	0
TOTAL	2	0	2	0	0	0	0
<b>MINNESOTA</b>							
Laura Halldorson (Princeton '85) 2002, 03, 04-CH, 05-CH, 06	5	7	4	1	2	1	1
TOTAL	5	7	4	1	2	1	1

Coach (Alma Mater) Yrs. in Tourn.	Yrs. Won	Lost	Tied	CH	2d	3d	4th
<b>MINN. DULUTH</b>							
Shannon Miller (Saskatchewan '85) 2001-CH, 02-CH, 03-CH, 05, 06	5	6	2	0	3	0	0
TOTAL	5	6	2	0	3	0	0
<b>NEW HAMPSHIRE</b>							
Brian McCloskey (Dartmouth '77) 2006	1	1	1	0	0	0	1
TOTAL	1	1	1	0	0	0	1
<b>NIAGARA</b>							
Margot Page (McMaster '87) 2002	1	0	1	1	0	0	1
TOTAL	1	0	1	1	0	0	1
<b>PROVIDENCE</b>							
Bob Deraney (Boston U. '87) 2005	1	0	1	0	0	0	0
TOTAL	1	0	1	0	0	0	0
<b>PRINCETON</b>							
Jeff Kampersal (Princeton '92) 2006	1	0	1	0	0	0	0
TOTAL	1	0	1	0	0	0	0
<b>ST. LAWRENCE</b>							
Paul Flanagan (St. Lawrence '85) 2001, 04, 05, 06	4	5	4	0	0	1	3
TOTAL	4	5	4	0	0	1	3
<b>WISCONSIN</b>							
Mark Johnson (Wisconsin '94) 2005, 06-CH	2	3	1	0	1	0	0
TOTAL	2	3	1	0	1	0	0

CH—NCAA championships.

## All-Time Coaches

### (13 COACHES)

#### Coach (Alma Mater) School, Years in Tournament

Coach (Alma Mater) School, Years in Tournament	Yrs.	Won	Lost	Tied	Pct.	CH	FF
Bob Deraney (Boston U. '87) Providence 2005	1	0	1	0	.000	0	0
Paul Flanagan (St. Lawrence '85) St. Lawrence 2001, 04, 05, 06	4	5	4	0	.556	0	4
Laura Halldorsen (Princeton '85) Minnesota 2002, 03, 04-CH, 05-CH, 06	5	7	4	1	.625	2	5
Mark Hudak (Army '89) Dartmouth 2004, 05	2	1	4	0	.200	0	2
Mark Johnson (Wisconsin '94) Wisconsin 2005, 06-CH	2	3	1	0	.750	1	1
Jeff Kampersal (Princeton '92) Princeton 2006	1	0	1	0	.000	0	0
Brian McCloskey (Dartmouth '77) New Hampshire 2006	1	1	1	0	.500	0	1
Shannon Miller (Saskatchewan '85) Minn. Duluth 2001-CH, 02-CH, 03-CH, 05, 06	5	6	2	0	.750	3	3
Digit Murphy (Cornell '93) Brown 2002	1	1	1	0	.500	0	1
Judy Oberling (Dartmouth '91) Dartmouth 2001, 03	2	1	3	0	.250	0	2
Margot Page (McMaster '87) Niagara 2002	1	0	1	1	.250	0	1
Michael Sisti (Canisius '90) Mercyhurst 2005, 06	2	0	2	0	.000	0	0
Katey Stone (New Hampshire '89) Harvard 2001, 03, 04, 05, 06	5	5	5	0	.500	0	4

CH—NCAA championships; FF—Frozen Four appearances.



Photo courtesy of New Hampshire Sports Information

**Brian McCloskey guided New Hampshire to its first NCAA tournament and Frozen Four appearance in 2006. The Wildcats were ranked No. 1 in the nation for nine consecutive weeks.**

**2001 CHAMPIONSHIP GAME, March 25 at Minneapolis . . . . .MINN. DULUTH 4, ST. LAWRENCE 2**



<b>St. Lawrence</b>	<b>1</b>	<b>0</b>	<b>1</b>	<b>—</b>	<b>2</b>
<b>Minn. Duluth</b>	<b>1</b>	<b>2</b>	<b>1</b>	<b>—</b>	<b>4</b>

**First Period:** ST — Amanda Sargeant (Jessica Wilson, Shannon Smith), 11:22 (pp); MD — Jennifer Hempel (Navada Russell), 17:40. **Penalties:** MD — Hempel (high-sticking), 11:03; ST — Colleen Coakley (holding), 15:13.  
**Second Period:** MD — Maria Rooth (Russell), 5:36; MD — Hanne Sikio (Sanna Peura), 16:05. **Penalties:** ST — Gina Kingsbury (holding), 7:31; MD — Brittany Ralph (hooking), 8:35; ST — Isabelle Chartrand (body checking), 9:29.  
**Third Period:** MD — Laurie Alexander (Rooth), 5:22. ST — Chartrand (Kingsbury), 19:06 (pp). **Penalties:** MD — Bench, (delay of game), :00; MD — Russell (interference), 18:30.  
**Shots on goal:** St. Lawrence 12-2-17 — 31; Minn. Duluth 15-13-8 — 36. **Saves:** St. Lawrence (Rachel Barrie) 32; Minn. Duluth (Tuula Puputti) 30. **Total Penalties:** St. Lawrence 3 for 6 minutes; Minn. Duluth 4 for 8 minutes. **Power plays:** St. Lawrence 2 for 3; Minn. Duluth 0 for 3. **Officials:** Referee — Eric Schmakel. Assistant Referees — Pat Silva, Julie Piacentini. **Attendance** — 3,079.

**2001 Minn. Duluth** — Team members: Tuula Puputti, Jenny Hempel, Leah Wrazidlo, Erika Holst, Joanne Eustace, Hanne Sikio, Kellie Frick, Navada Russell, Brittany Ralph, Tricia Guest, Laurie Alexander, Sheena Podovinnikoff, Michelle McAteer, Sanna Peura, Shannon Mikel, Maria Rooth, Jessi Flink, Jenni Venho, Satu Kiipeli, Riana Burke, Jessica Smith, Pamela Pachal. Head Coach: Shannon Miller. Assistant Coaches: Stacy Wilson, Shawna Davidson, Manon Rheaume. Athletic Trainer: Deanna Skandel. Equipment Manager: Rick Menz. Sports Information: Ira Turunen.

**2002 CHAMPIONSHIP GAME, March 25 at Durham, New Hampshire . . . . .MINN. DULUTH 3, BROWN 2**



<b>Brown</b>	<b>1</b>	<b>1</b>	<b>0</b>	<b>—</b>	<b>2</b>
<b>Minn. Duluth</b>	<b>1</b>	<b>1</b>	<b>1</b>	<b>—</b>	<b>3</b>

**First Period:** B — Kristy Zamora (Jessica Link), 11:26; MD — Kristina Petrovskaia (Tricia Guest), 13:11. **Penalties:** MD — Petrovskaia (interference), 6:23; B — Marguerite McDonald (charging), 8:24; MD — Jenny Hempel (high-sticking), 15:10; B — Mandy McCurdy (body checking), 17:31.  
**Second Period:** MD — Erika Holst (Laurie Alexander), 11:09; B — Zamora (Kerry Nugent, Link), 13:59. **Penalties:** B — Cassie Turner (roughing), :48; MD — Joanne Eustace (obstruction-interference), 12:19; B — Meredith Ostrander (cross checking), 13:23.  
**Third Period:** MD — Tricia Guest (unassisted), 15:04. **Penalties:** MD — Alexander (holding), 6:54.  
**Shots on goal:** Brown 8-11-16 — 35; Minn. Duluth 14-10-7 — 31. **Saves:** Brown (Pam Dreyer) 28; Minn. Duluth (Patricia Soutter) 33. **Total Penalties:** Brown 4 for 8 minutes; Minn. Duluth 4 for 8 minutes. **Power plays:** Brown 0 for 4; Minn. Duluth 0 for 4. **Officials:** Referee — Bob Ritchie; Assistant Referees — Lisa Schlatter, Kelli O'Brian. **Attendance:** 3,102.

**2002 Minn. Duluth** — Front row (left to right): Patricia Sautter, Jessi Flink, Jenny Hempel, Maria Rooth, Tuula Puputti, Navada Russell, Shannon Mikel, Michelle McAteer, Maghan Grahn. Middle row: Women's Hockey Sports Information Director Ira Turunen, Athletic Trainer Deanna Peterson, Equipment Manager Rick Menz, Satu Kiipeli, Erika Holst, Laurie Alexander, Hanne Sikio, Julianne Vasichek, Jessica Smith, Tricia Guest, Assistant Coach Shawna Davidson, Assistant Coach Stacy Wilson, Head Coach Shannon Miller. Back row: Nora Tallus, Julie Fearing, Meghan Stotts, Joanne Eustace, Larissa Luther, Leah Kasper, Kristina Petrovskaia, Heather Tudahl.



**2003 CHAMPIONSHIP GAME, March 23 at Duluth, Minnesota . . . . .MINN. DULUTH 4, HARVARD 3 (2 of)**



**2003 Minn. Duluth** — Front row (left to right): Lisa Hagen, Joanne Eustace, Navada Russell, Maria Rooth, Patricia Sautter, Hanne Sikio, Erika Holst, Michelle McAteer, Jenny Hempel, Shannon Kasperek. Middle row: Women's Hockey Sports Information Director Ira Turunen, Athletic Trainer Deanna Peterson, Equipment Manager Rick Menz, Larissa Luther, Satu Kiipeli, Caroline Ouellette, Julianne Vasichек, Tricia Guest, Bethany Petersen, Julie Fearing, Assistant Coach Shawna Davidson, Assistant Coach Stacy Wilson, Head Coach Shannon Miller. Back row: Nora Tallus, Krista McArthur, Amelia Hradsky, Meghan Stotts, Leah Kasper, Kristina Petrovskaia, Jenny Potter.

<b>Harvard</b>	<b>0</b>	<b>3</b>	<b>0</b>	<b>0</b>	<b>0</b>	<b>—</b>	<b>3</b>
<b>Minn. Duluth</b>	<b>2</b>	<b>1</b>	<b>0</b>	<b>0</b>	<b>1</b>	<b>—</b>	<b>4</b>


**First Period:** MD — Caroline Ouellette (Jenny Potter), 5:17; MD — Hanne Sikio (unassisted), 12:30. **Penalties:** MD — Julianne Vasichек (body checking), 2:08; H — Angela Ruggiero (obstruction-interference), 3:11.

**Second Period:** H — Jennifer Botterill (unassisted), :21; H — Lauren McAuliffe (Nicole Corriero, Jamie Hagerman), :44; H — Corriero (Hagerman, Ashley Banfield), 14:46; MD — Sikio (Joanne Eustace), 17:34. **Penalties:** H — Ruggiero (roughing), 1:47; MD — Nora Tallus (roughing), 1:47; H — McAuliffe (delay of game), 2:33; MD — Tallus (obstruction-interference), 12:45; H — Hagerman (tripping), 16:17; MD — Tallus (roughing), 17:03; H — Julie Chu (roughing), 18:07; MD — Tricia Guest (roughing), 18:07.

**Third Period:** No scoring. **Penalties:** MD — Larissa Luther (cross-checking), 1:53; H — Ruggiero (holding), 4:54; MD — Tallus (boarding), 5:55; H — Ruggiero (interference), 15:05; H — Ruggiero (misconduct), 15:05; MD — Vasichек (holding), 15:17. **First Overtime:** No Scoring. **Penalties:** None.

**Second Overtime:** MD — Tallus (Erika Holst, Eustace), 4:19. **Penalties:** None. **Shots on goal:** Harvard 5-11-12-14-2 — 44; Minn. Duluth 5-13-10-10-3 — 41. **Saves:** Harvard (Jessica Ruddock) 37; Minn. Duluth (Patricia Sautter) 41. **Total Penalties:** Harvard 8 for 24 minutes; Minn. Duluth 8 for 16 minutes. **Power plays:** Harvard 0 for 6; Minn. Duluth 0 for 5. **Officials:** Referee — Brad Shepherd; Assistant Referees — Danyl Howard, Pat Silva. **Attendance:** 5,167.

**2004 CHAMPIONSHIP GAME, March 28 at Providence, Rhode Island . . . . .MINNESOTA 6, HARVARD 2**



**2004 Minnesota** — Front row (left to right): Jody Horak, Goalie Coach Jeff Moen, Assistant Coach Joel Johnson, La Toya Clarke, Kelsey Bills, Head Coach Laura Halldorson, Assistant Coach Brad Frost, Brenda Reinen. Middle row: Athletic Trainer Amy Hamilton, Natalie Darwitz, Ashley Albrecht, Kelly Stephens, Chelsey Brodt, Melissa Coulombe, Becky Wacker, Stacy Troumbly, Andrea Nichols, Equipment Manager Bonnie Olein. Back row: Lyndsay Wall, Jerilyn Glenn, Krista Johnson, Allie Sanchez, Noelle Sutton, Krissy Wendell, Danielle Ashley, Maggie Souba.

<b>Harvard</b>	<b>1</b>	<b>1</b>	<b>0</b>	<b>—</b>	<b>2</b>
<b>Minnesota</b>	<b>0</b>	<b>2</b>	<b>4</b>	<b>—</b>	<b>6</b>

**First Period:** H — Katherine Sweet (Caitlin Cahow, Katie Johnston), 12:48. **Penalties:** H — Lindsay Weaver (tripping), 4:27; M — Allie Sanchez (obstruction-holding), 10:45; H — Weaver (high-sticking), 13:40.

**Second Period:** M — Natalie Darwitz (Kelly Stephens, Krissy Wendell), 4:51; H — Nicole Corriero (Angela Ruggiero), 12:21; M — Andrea Nichols (La Toya Clarke), 17:49. **Penalties:** M — Stephens (obstruction-interference), 11:17; H — Weaver (checking), 14:26; M — Sanchez (high-sticking), 14:26; M — Stephens (checking), 15:05.

**Third Period:** M — Darwitz (Wendell), :09; M — Stephens (Darwitz, Wendell), :41; M — Wendell (Stephens), 6:54; M — Darwitz (Ashley Albrecht), 12:59. **Penalties:** M — Melissa Coulombe (tripping), 1:56; H — Julie Chu (hooking), 7:44; M — Wendell (tripping), 10:11.

**Shots on goal:** Harvard 7-12-14 — 33; Minnesota 13-16-11 — 40. **Saves:** Harvard (Ali Boe) 34; Minnesota (Jody Horak) 31. **Total Penalties:** Harvard 4 for 8 minutes; Minnesota 6 for 12 minutes. **Power plays:** Harvard 1 for 5; Minnesota 0 for 3. **Officials:** Referee — Kevin Keenan; Assistant Referees — Ray Doocy, Ron Storey. **Attendance:** 3,522.

**2005 CHAMPIONSHIP GAME, March 27 at Durham, New Hampshire .....MINNESOTA 4, HARVARD 3**



**2005 Minnesota** — Front row (left to right): Jody Horak, Assistant Coach Charlie Burggraf, Volunteer Assistant Coach Jeff Moen, Kelly Stephens, Krissy Wendell, Head Coach Laura Halldorson, Assistant Coach Brad Frost, Brenda Reinen. Middle row: Athletic Trainer Amy Hamilton, Natalie Darwitz, Jenelle Philipczyk, Chelsey Brodt, Ashley Albrecht, Maggie Souba, Whitney Graft, Becky Wacker, Stacy Troumbly, Andrea Nichols, Natalie Lammé, Equipment Manager Bonnie Olein. Back row: Liz Palkie, Lyndsay Wall, Noelle Sutton, Anya Miller, Allie Sanchez, Krista Johnson, Erica McKenzie, Bobbi Ross.

<b>Harvard</b>	<b>0</b>	<b>2</b>	<b>1</b>	<b>—</b>	<b>3</b>
<b>Minnesota</b>	<b>1</b>	<b>2</b>	<b>1</b>	<b>—</b>	<b>4</b>

**First Period:** M — Krissy Wendell (Natalie Darwitz), 17:24. **Penalties:** M — Bobbi Ross (interference), 4:23; M — Ross (checking), 6:37; H — Jennifer Skinner (interference), 7:43.  
**Second Period:** H — Jennifer Sifers (Carrie Schroyer), :46; M — Lyndsay Wall (Darwitz, Kelly Stephens), 7:58; H — Sarah Vaillancourt (Nicole Corriero, Julie Chu), 10:33; M — Ashley Albrecht (Wendell, Darwitz), 18:02. **Penalties:** H — Lindsay Weaver (high-sticking), 6:18; H — Weaver (high-sticking), 8:29; M — Darwitz (high-sticking), 9:29.  
**Third Period:** H — Caitlin Cahow (Chu, Vaillancourt), 13:54; M — Darwitz (Stephens), 18:52. **Penalties:** M — Chelsey Brodt (checking), :57; M — Wendell (checking), 12:28.  
**Shots on goal:** Harvard 9-12-5 — 26; Minnesota 6-14-4 — 24. **Saves:** Harvard (Ali Boe) 20; Minnesota (Jody Horak) 23. **Total Penalties:** Harvard 3 for 6 minutes; Minnesota 5 for 10 minutes. **Power plays:** Harvard 2 for 5; Minnesota 1 for 3. **Officials:** Referee — Ed Boyle; Assistant Referees — Pat Silva, Kelli O'Brian. **Attendance:** 2,056.

**2006 CHAMPIONSHIP GAME, March 26 at Minneapolis .....WISCONSIN 3, MINNESOTA 0**

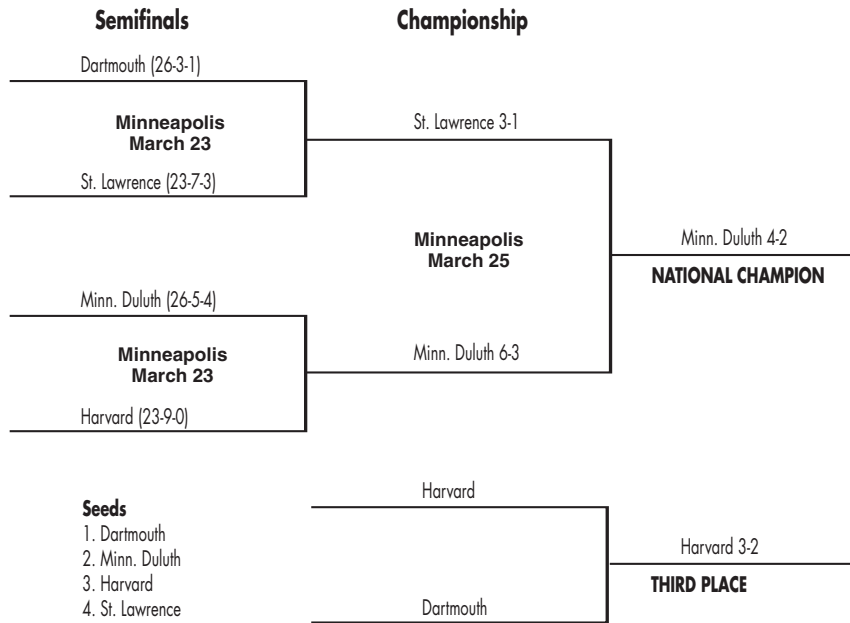


**2006 Wisconsin** — Front row (left to right): Meghan Horras, Nicki Burish, Cyndy Kenyon, Jessie Vetter, Sharon Cole, Phoebe Monteleone, Sara Bauer, Meaghan Mikkelsen Middle row: Erika Lawler, Mikka Nordby, Rachel Bible, Heidi Kletzien, Angie Keseley, Grace Hutchins, Alycia Matthews, Bobbi-Jo Slusar, Emily Morris. Back row: Christine Dufour, Tia Hanson, Jinelle Zaugg, Kristen Witting, Kayla Hagen.

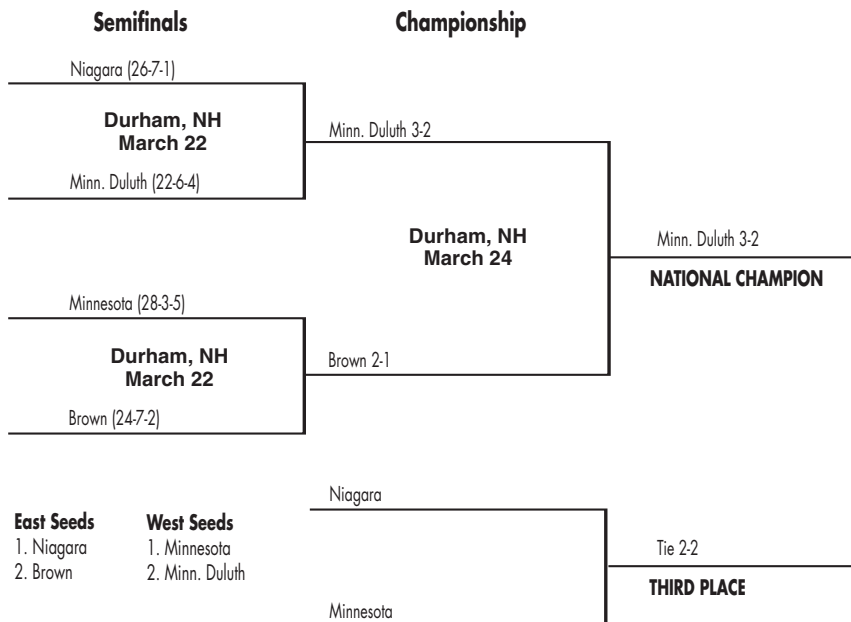
<b>Minnesota</b>	<b>0</b>	<b>0</b>	<b>0</b>	<b>—</b>	<b>0</b>
<b>Wisconsin</b>	<b>2</b>	<b>1</b>	<b>0</b>	<b>—</b>	<b>3</b>

**First Period:** W — Jinelle Zaugg (Cyndy Kenyon, Bobbi-Jo Slusar), 9:56 (pp); W — Grace Hutchins (Nicki Burish), 10:26. **Penalties:** W — Burish (interference), 5:17; M — Anya Miller (holding), 9:17; W — Burish (hooking), 12:26; M — Bobbi Ross (interference), 16:37.  
**Second Period:** W — Zaugg (Sara Bauer, Kenyon), 9:08 (pp). **Penalties:** W — Emily Morris (tripping), 1:04; M — Miller (holding), 2:09; M — Liz Palkie (hooking), 7:23; W — Angie Keseley (hooking), 9:13; M — Andrea Nichols (goaltender interference), 16:21; W — Meaghan Mikkelsen (roughing), 16:21.  
**Third Period:** No scoring. **Penalties:** W — Hanson (hooking), 6:53.  
**Shots on goal:** Minnesota 10-7-14 — 31; Wisconsin 10-5-4 — 19. **Saves:** Minnesota (Brittany Chartier) 16; Wisconsin (Jessie Vetter) 31. **Total Penalties:** Minnesota 5 for 10 minutes; Wisconsin 6 for 12 minutes. **Power plays:** Minnesota 0 for 5; Wisconsin 2 for 4. **Officials:** Referee — Jay Mendel; Assistant Referees — Tina Simonson, Pat Silva. **Attendance:** 4,701.

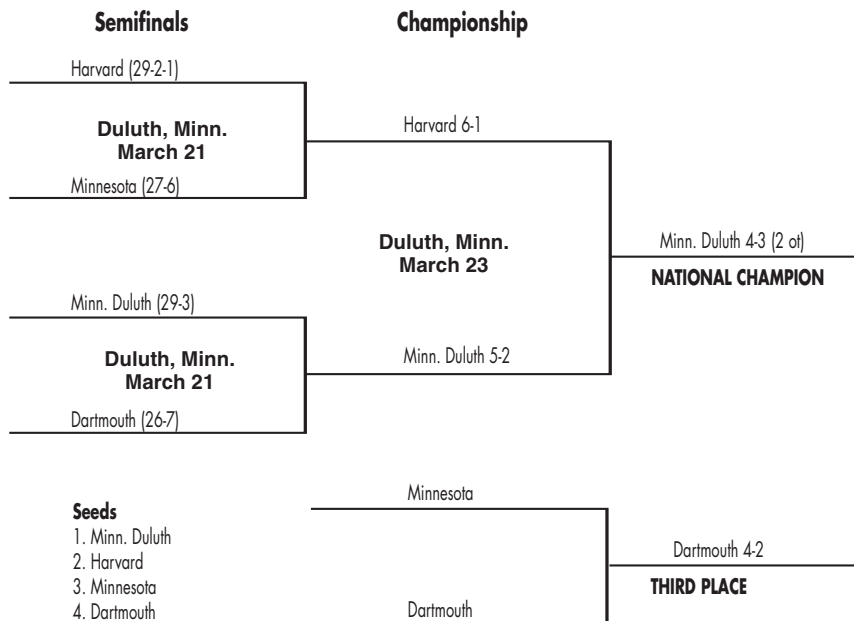
## 2001 Women's National Collegiate Championship Bracket



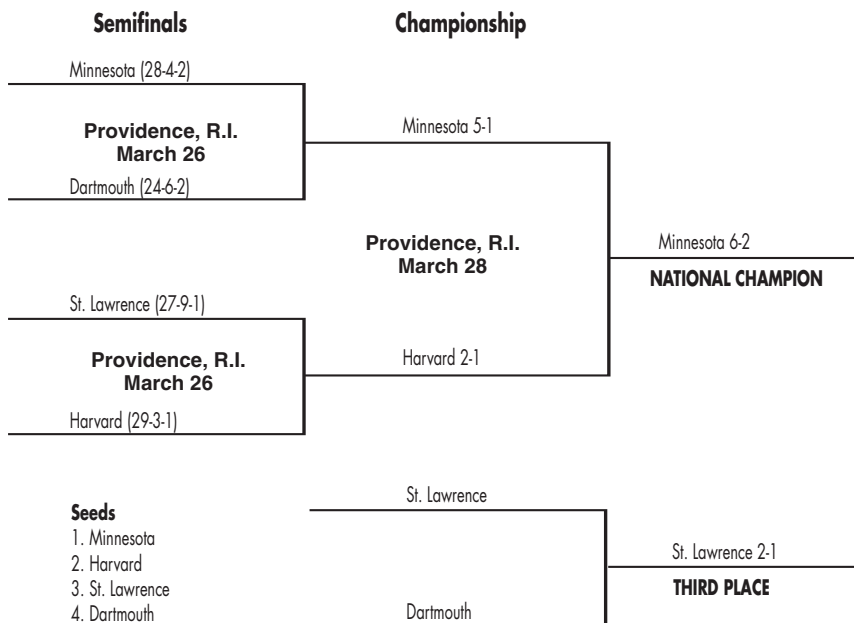
## 2002 Women's National Collegiate Championship Bracket



## 2003 Women's National Collegiate Championship Bracket



## 2004 Women's National Collegiate Championship Bracket






## 2005 Women's National Collegiate Championship Bracket



**Seeds**  
 1. Minnesota  
 2. Minn. Duluth

\*Host institution.

## 2006 Women's National Collegiate Championship Bracket



**Seeds**

- 1. New Hampshire
- 2. Wisconsin

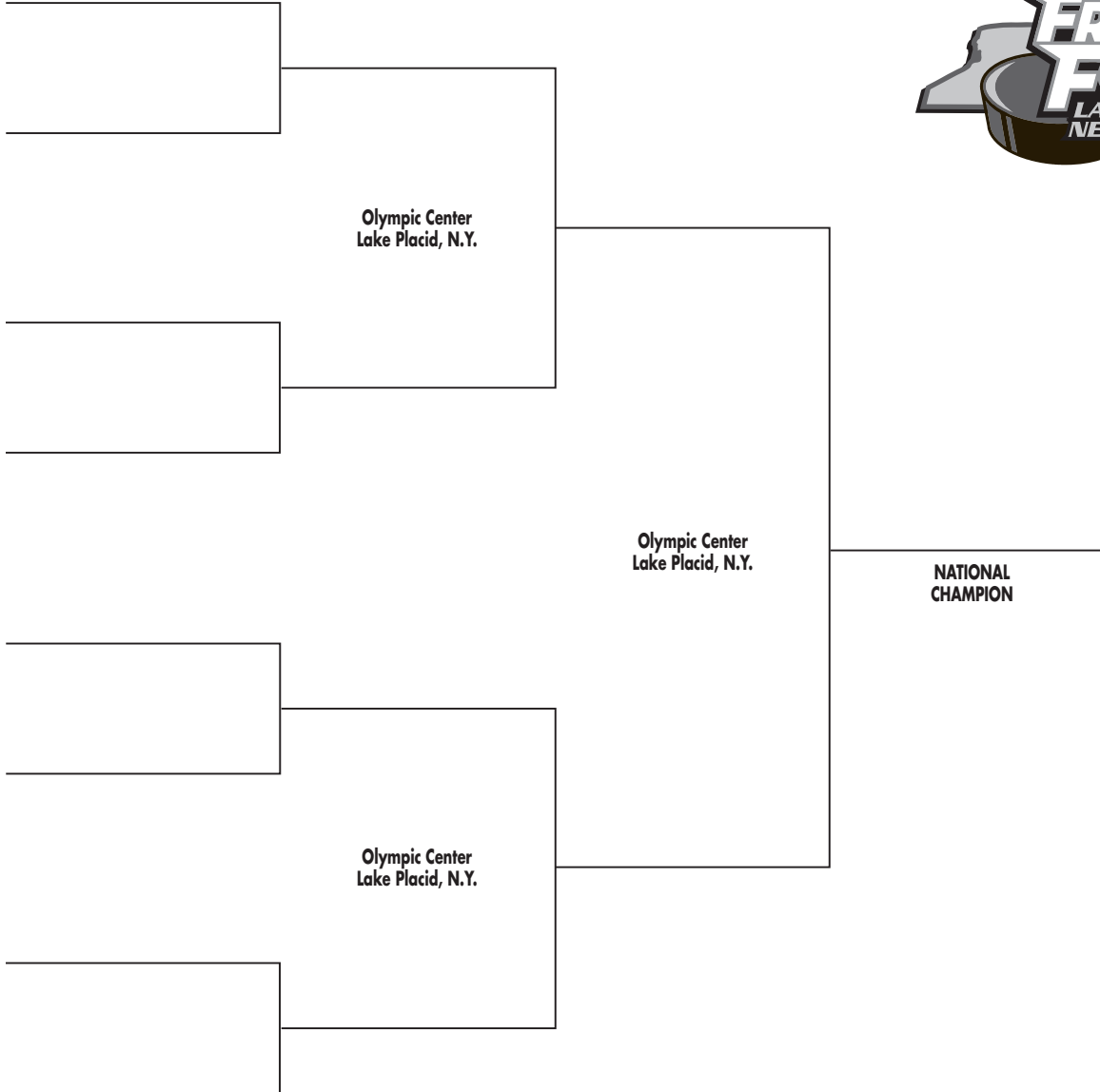
\*Host institution.

# 2007 Women's National Collegiate Championship Bracket

**Regionals**  
March 9-11

**Semifinals**  
March 16

**Championship**  
March 18



The NCAA salutes the more than  
**380,000** student-athletes  
participating in **23 sports** at  
more than **1,200** member institutions

