

Women's Frozen Four Records

Championship Results.....	122
Frozen Four Facts	122
Frozen Four Records	122
Individual, Game.....	122
Individual, Year	123
Team, Game	123
Team, Year	124
Most Outstanding Players.....	125
All-Tournament Teams.....	125
Championship Game Records	126
Individual	126
Team.....	126
Regional Records	127
Individual, Game.....	127
Team, Game	127
Tournament Facts	129
Tournament Records.....	129
Individual, Game.....	129
Individual, Year	130
Team, Game	130
Team, Year	131
Tournament History.....	132
Tournament Won-Lost-Tied Records	132
Tournament Highlights	132
Entering the NCAA Tournament, These Teams	133
Seeding History	133
Annual Scoring Leaders	133
NCAA Women's Ice Hockey Championship Committee	134
Coaching Facts.....	134
Team-By-Team Won-Lost-Tied Records	135
All-Time Coaches.....	135
Team Champions	136
Championship Brackets.....	141

Championship Results

Year	Champion	Coach	Score	Runner-Up	3rd Place	4th Place	Site
2001	Minn. Duluth (28-5-4)	Shannon Miller	4-2	St. Lawrence	Harvard	Dartmouth	Minneapolis
2002	Minn. Duluth (24-6-4)	Shannon Miller	3-2	Brown	Niagara (tie)	Minnesota (tie)	Durham, N.H.
2003	Minn. Duluth (31-3-2)	Shannon Miller	4-3 (2 ot)	Harvard	Dartmouth	Minnesota	Duluth, Minn.
2004	Minnesota (30-4-2)	Laura Halldorson	6-2	Harvard	St. Lawrence	Dartmouth	Providence, R.I.
2005	Minnesota (36-2-2)	Laura Halldorson	4-3	Harvard	St. Lawrence	Dartmouth	Durham, N.H.
Semifinalist*							
2006	Wisconsin (36-4-1)	Mark Johnson	3-0	Minnesota	New Hampshire	St. Lawrence	Minneapolis
2007	Wisconsin (36-1-4)	Mark Johnson	4-1	Minn. Duluth	Boston College	St. Lawrence	Lake Placid, NY
2008	Minn. Duluth (34-4-1)	Shannon Miller	4-0	Wisconsin	Harvard	New Hampshire	Duluth, Minn.
2009	Wisconsin (34-2-5)	Mark Johnson	5-0	Mercyhurst	Minnesota	Minn. Duluth	Boston, Mass.

*Third-place game discontinued after 2005. Since then, both teams defeated in the semifinals are awarded third place.

Frozen Four Facts

FROZEN FOUR APPEARANCES

- 6—Minnesota, 2002-03-04-05-06-09
- 6—Minn. Duluth, 2001-02-03-07-08-09
- 5—St. Lawrence, 2001, 04-05-06-07
- 5—Harvard, 2001-03-04-05-08
- 4—Dartmouth, 2001-03-04-05
- 4—Wisconsin, 2006-07-08-09
- 2—New Hampshire, 2006-08
- 1—Brown, 2002
- 1—Niagara, 2002
- 1—Boston College, 2007
- 1—Mercyhurst, 2009

CONSECUTIVE FROZEN FOUR APPEARANCES

- 5—Minnesota, 2002-06
- 4—St. Lawrence, 2004-07
- 4—Wisconsin, 2006-09
- 3—Minn. Duluth, 2007-09
- 3—Minn. Duluth, 2001-03
- 3—Dartmouth, 2003-05
- 3—Harvard, 2003-05

FROZEN FOUR WINS

- 9—Minn. Duluth
- 7—Wisconsin
- 5—Minnesota
- 4—Harvard
- 3—St. Lawrence
- 1—Brown
- 1—Dartmouth
- 1—Mercyhurst

FROZEN FOUR WINNING PERCENTAGE (Min. 2 games)

- .875—Wisconsin, 2006-09 (7-1)
- .818—Minn. Duluth, 2001-09 (9-2)
- .750—Niagara, 2002 (1-0-1)
- .500—Mercyhurst, 2009 (1-1)
- .500—Minnesota, 2002-09 (5-5-1)
- .500—Brown, 2002 (1-1)
- .444—Harvard, 2001-08 (4-5)
- .375—St. Lawrence, 2001-07 (3-5)

NCAA CHAMPIONSHIPS

- 4—Minn. Duluth, 2001, 2002, 2003, 2008
- 3—Wisconsin, 2006, 2007, 2009
- 2—Minnesota, 2004, 2005

Frozen Four Records

The following records include game, year and career marks set during the Frozen Four, which consists of the two national semifinal games, the national third-place game (from 2001 through 2005) and the national championship game. A national semifinal game is indicated by (NSF), a national third-place game by (N3d) and a national championship game by (CH). Any national semifinal game records not included in the listings are specifically noted below that category.

Individual, Game

GOALS

- 4—Bobbi Ross, Minnesota vs. New Hampshire, NSF, March 24, 2006
- 3—Maria Rooth, Minn. Duluth vs. Harvard, NSF, March 23, 2001
- 3—Natalie Darwitz, Minnesota vs. Harvard, CH, March 28, 2004
- 3—Krissy Wendell, Minnesota vs. Dartmouth, NSF, March 26, 2004
- 3—Sarah Vaillancourt, Harvard vs. St. Lawrence, NSF, March 25, 2005
- 3—Rebecca Russell, St. Lawrence vs. Dartmouth, N3d, March 27, 2005

FASTEST GAME-OPENING GOAL

- :13—Natalie Darwitz, Minnesota vs. Dartmouth, NSF, March 25, 2005
- :46—Bobbi Ross, Minnesota vs. New Hampshire, NSF, March 24, 2006
- 1:00—Tammy Shewchuk, Harvard vs. Dartmouth, N3d, March 25, 2001
- 2:15—Meghan Duggan, Wisconsin vs. St. Lawrence, NSF, March 16, 2007
- 2:57—Jenny Hempel, Minn. Duluth vs. Niagara, NSF, March 22, 2002

FASTEST GOAL, START OF PERIOD

- :09—Natalie Darwitz, Minnesota vs. Harvard, CH, March 28, 2004 (third)
- :13—Natalie Darwitz, Minnesota vs. Dartmouth, NSF, March 25, 2005 (first)

- :18—Erika Lawler, Wisconsin vs. Harvard, NSF, March 20, 2008 (second)
- :21—Jennifer Botterill, Harvard vs. Minn. Duluth, CH, March 23, 2003 (second)
- :31—Chelsea Grills, St. Lawrence vs. Harvard, NSF, March 25, 2005 (second)

FASTEST CONSECUTIVE GOALS

- 1:59—Natalie Darwitz, Minnesota vs. Dartmouth, NSF, March 25, 2005
- 4:07—Kelly Stephens, Minnesota vs. Dartmouth, NSF, March 26, 2004
- 5:01—Maria Rooth, Minn. Duluth vs. Harvard, NSF, March 23, 2001
- 7:35—Krissy Wendell, Minnesota vs. Dartmouth, NSF, March 26, 2004
- 8:30—Sarah Vaillancourt, Harvard vs. St. Lawrence, NSF, March 25, 2005

FASTEST HAT TRICK

- 16:07—Maria Rooth, Minn. Duluth vs. Harvard, NSF, March 23, 2001
- 22:53—Krissy Wendell, Minnesota vs. Dartmouth, NSF, March 26, 2004
- 26:45—Sarah Vaillancourt, Harvard vs. St. Lawrence, NSF, March 25, 2005
- 28:07—Natalie Darwitz, Minnesota vs. Harvard, CH, March 28, 2004
- 29:53—Bobbi Ross, Minnesota vs. New Hampshire, NSF, March 24, 2006

ASSISTS

- 3—Krissy Wendell, Minnesota vs. Harvard, CH, March 28, 2004
- 3—Caitlin Cahow, Harvard vs. St. Lawrence, NSF, March 25, 2005
- 3—Natalie Darwitz, Minnesota vs. Dartmouth, NSF, March 25, 2005
- 3—Natalie Darwitz, Minnesota vs. Harvard, CH, March 27, 2005
- 3—Sara Bauer, Wisconsin vs. St. Lawrence, NSF, March 16, 2007
- 3—Sara O'Toole, Minn. Duluth vs. Boston College, March 16, 2007
- 3—Meghan Duggan, Wisconsin vs. Minn. Duluth, NSF, March 20, 2009
- 3—Jesse Scanzano, Mercyhurst vs. Minnesota, NSF, March 20, 2009
- 3—Erika Lawler, Wisconsin vs. Mercyhurst, CH, March 22, 2009

POINTS

- 5—Natalie Darwitz, Minnesota vs. Dartmouth, NSF, March 25, 2005
- 5—Rebecca Russell, St. Lawrence vs. Dartmouth, N3d, March 27, 2005
- 4—Maria Rooth, Minn. Duluth vs. Harvard, NSF, March 23, 2001
- 4—Julie Chu, Harvard vs. Minnesota, NSF, March 21, 2003
- 4—Krissy Wendell, Minnesota vs. Dartmouth, NSF, March 26, 2004
- 4—Natalie Darwitz, Minnesota vs. Harvard, CH, March 28, 2004
- 4—Krissy Wendell, Minnesota vs. Harvard, CH, March 28, 2004
- 4—Natalie Darwitz, Minnesota vs. Harvard, CH, March 27, 2005
- 4—Krissy Wendell, Minnesota vs. Dartmouth, NSF, March 25, 2005
- 4—Bobbi Ross, Minnesota vs. New Hampshire, NSF, March 24, 2006
- 4—Meghan Duggan, Wisconsin vs. St. Lawrence, NSF, March 16, 2007
- 4—Hilary Knight, Wisconsin vs. Minn. Duluth, NSF, March 20, 2009
- 4—Gigi Marvin, Minnesota vs. Mercyhurst, NSF, March 20, 2009

PENALTIES

- 5—Angela Ruggiero, Harvard vs. Minn. Duluth, CH, March 23, 2003
- 4—Nora Tallus, Minn. Duluth vs. Harvard, CH, March 23, 2003
- 3—Lindsay Weaver, Harvard vs. Minnesota, CH, March 28, 2004
- 3—Leah Craig, New Hampshire vs. Minnesota, NSF, March 24, 2006
- 3—Elin Holmlov, Minn. Duluth vs. Wisconsin, NSF, March 20, 2009
- 3—Anne Schleper, Minnesota vs. Mercyhurst, NSF, March 20, 2009

SAVES

- 47—Molly Schaus, Boston College vs. Minn. Duluth, NSF, March 16, 2007
- 46—Amy Ferguson, Dartmouth vs. Minn. Duluth, NSF, March 21, 2003
- 41—Patricia Sautter, Minn. Duluth vs. Harvard, CH, March 23, 2003
- 41—Kim Martin, Minn. Duluth vs. New Hampshire, NSF, March 20, 2008

40—Tania Pinelli, Niagara vs. Minn. Duluth, NSF, March 22, 2002

SHUTOUTS

Jessie Vetter, Wisconsin vs. St. Lawrence, NSF, March 24, 2006
 Jessie Vetter, Wisconsin vs. Minnesota, CH, March 26, 2006
 Jessie Vetter, Wisconsin vs. St. Lawrence, NSF, March 16, 2007
 Kim Martin, Minn. Duluth vs. Wisconsin, CH, March 22, 2008
 Jessie Vetter, Wisconsin vs. Mercyhurst, CH, March 22, 2009

Individual, Year

GOALS

4—Maria Rooth, Minn. Duluth, 2001
 4—Krissey Wendell, Minnesota, 2004
 4—Sarah Vaillancourt, Harvard, 2005
 4—Bobbi Ross, Minnesota, 2006
 3—Tammy Shewchuk, Harvard, 2001
 3—Kristy Zamora, Brown, 2002
 3—Hanne Sikio, Minn. Duluth, 2003
 3—Kelly Stephens, Minnesota, 2004
 3—Natalie Darwitz, Minnesota, 2004
 3—Natalie Darwitz, Minnesota, 2005
 3—Krissey Wendell, Minnesota, 2005
 3—Jinelle Zaugg, Wisconsin, 2007
 3—Hilary Knight, Wisconsin, 2009

ASSISTS

6—Natalie Darwitz, Minnesota, 2005
 5—Sara Bauer, Wisconsin, 2007
 4—Meghan Duggan, Wisconsin, 2009
 4—Kelly Stephens, Minnesota, 2005
 4—Julie Chu, Harvard, 2005
 3—Jessica Link, Brown, 2002
 3—Jamie Hagerman, Harvard, 2003
 3—Jenny Potter, Minn. Duluth, 2003
 3—Rebecca Russell, St. Lawrence, 2004
 3—Natalie Darwitz, Minnesota, 2004
 3—Krissey Wendell, Minnesota, 2005
 3—Rebecca Russell, St. Lawrence, 2005
 3—Meghan Duggan, Wisconsin, 2007
 3—Noemie Marin, Minn. Duluth, 2007
 3—Sara O'Toole, Minn. Duluth, 2007
 3—Hilary Knight, Wisconsin, 2009
 3—Erika Lawler, Wisconsin, 2009
 3—Jesse Scanzano, Mercyhurst, 2009

POINTS

9—Natalie Darwitz, Minnesota, 2005
 8—Krissey Wendell, Minnesota, 2004
 6—Maria Rooth, Minn. Duluth, 2001
 6—Natalie Darwitz, Minnesota, 2004
 6—Rebecca Russell, St. Lawrence, 2005
 6—Sara Bauer, Wisconsin, 2007
 6—Hilary Knight, Wisconsin, 2009

PENALTIES

5—Angela Ruggiero, Harvard, 2003
 5—Nora Tallus, Minn. Duluth, 2003
 4—Gillian Apps, Dartmouth, 2003
 4—Lindsay Weaver, Harvard, 2004
 4—Laurie Ross, St. Lawrence, 2005
 4—Cassia Schols, Mercyhurst, 2009

SAVES

74—Tania Pinelli, Niagara, 2002
 73—Amy Ferguson, Dartmouth, 2003
 69—Patricia Sautter, Minn. Duluth, 2003
 65—Jessie Vetter, Wisconsin, 2009
 63—Rachel Barrie, St. Lawrence, 2001
 63—Pam Dreyer, Brown, 2002

SAVE PERCENTAGE

(Min. two games)

1.000—Jessie Vetter, Wisconsin, 2006 (0 goals allowed, 58 saves)
 .985—Jessie Vetter, Wisconsin, 2009 (1 goal allowed, 65 saves)
 .975—Jessie Vetter, Wisconsin, 2007 (1 goal allowed, 39 saves)
 .951—Rachel Barrie, St. Lawrence, 2004 (3 goals allowed, 58 saves)

.949—Jody Horak, Minnesota, 2004 (3 goals allowed, 56 saves)

.940—Pam Dreyer, Brown, 2002 (4 goals allowed, 63 saves)

GOALS-AGAINST AVERAGE

(Min. 110 minutes)

0.00—Jessie Vetter, Wisconsin, 2006 (0 goals allowed)
 0.50—Jessie Vetter, Wisconsin, 2007 (1 goal allowed)
 0.50—Jessie Vetter, Wisconsin, 2009 (1 goal allowed)
 1.50—Rachel Barrie, St. Lawrence, 2004 (3 goals allowed)
 1.51—Jody Horak, Minnesota, 2004 (3 goals allowed)
 1.86—Meaghan Cahill, Dartmouth, 2001 (3 goals allowed)

Team, Game

GOALS

7—Minnesota vs. Dartmouth (2), NSF, March 25, 2005
 6—Minn. Duluth vs. Harvard (3), NSF, March 23, 2001
 6—Harvard vs. Minnesota (1), NSF, March 21, 2003
 6—Minnesota vs. Harvard (2), CH, March 28, 2004
 5—Minn. Duluth vs. Dartmouth (2), NSF, March 21, 2003
 5—Minnesota vs. Dartmouth (1), NSF, March 26, 2004
 5—St. Lawrence vs. Dartmouth (1), N3d, March 27, 2005
 5—Minnesota vs. New Hampshire (4), NSF, March 24, 2006
 5—Wisconsin vs. Minn. Duluth (1), NSF, March 20, 2009
 5—Mercyhurst vs. Minnesota (4), NSF, March 20, 2009
 5—Wisconsin vs. Mercyhurst (0), CH, March 22, 2009

GOALS, BOTH TEAMS

9—Minn. Duluth (6) vs. Harvard (3), NSF, March 23, 2001
 9—Minnesota (7) vs. Dartmouth (2), NSF, March 25, 2005
 9—Minnesota (5) vs. New Hampshire (4), NSF, March 24, 2006
 9—Mercyhurst (5) vs. Minnesota (4), NSF, March 20, 2009
 8—Minnesota (6) vs. Harvard (2), CH, March 28, 2004
 7—Minn. Duluth (4) vs. Harvard (3), CH, March 23, 2003
 7—Minn. Duluth (5) vs. Dartmouth (2), NSF, March 21, 2003
 7—Harvard (6) vs. Minnesota (1), NSF, March 21, 2003
 7—Minnesota (4) vs. Harvard (3), CH, March 27, 2005
 7—Minn. Duluth (4) vs. Boston College (3), NSF, March 16, 2007 (2OT)

GOALS, PERIOD

5—Minn. Duluth vs. Harvard, NSF, March 23, 2001 (third)
 5—Minnesota vs. Dartmouth, NSF, March 25, 2005 (first)
 4—Minnesota vs. Dartmouth, NSF, March 26, 2004 (third)
 4—Minnesota vs. Harvard, CH, March 28, 2004 (third)
 3—St. Lawrence vs. Dartmouth, NSF, March 23, 2001 (first)
 3—Harvard vs. Minn. Duluth, CH, March 23, 2003 (second)
 3—Minn. Duluth vs. Dartmouth, NSF, March 21, 2003 (second)
 3—Dartmouth vs. Minnesota, N3d, March 23, 2003 (first)
 3—St. Lawrence vs. Dartmouth, N3d, March 25, 2005 (third)
 3—Wisconsin vs. Minn. Duluth, CH, March 18, 2007 (second)
 3—Wisconsin vs. Harvard, NSF, March 20, 2008 (second)
 3—Wisconsin vs. Minn. Duluth, NSF, March 20, 2009 (second)
 3—Mercyhurst vs. Minnesota, NSF, March 20, 2009 (first)
 3—Minnesota vs. Mercyhurst, NSF, March 20, 2009 (third)
 3—Wisconsin vs. Mercyhurst, CH, March 22, 2009 (second)

GOALS, PERIOD, BOTH TEAMS

7—Minn. Duluth (5) vs. Harvard (2), NSF, March 23, 2001 (third)
 7—Minnesota (5) vs. Dartmouth (2), NSF, March 25, 2005 (first)
 5—Minn. Duluth (3) vs. Dartmouth (2), NSF, March 21, 2003 (second)
 4—Harvard (3) vs. Minn. Duluth (1), CH, March 23, 2003 (second)
 4—Minnesota (4) vs. Dartmouth (0), NSF, March 26, 2004 (third)
 4—Minnesota (4) vs. Harvard (0), CH, March 28, 2004 (third)
 4—Minnesota (2) vs. Harvard (2), CH, March 27, 2005 (second)
 4—Minnesota (2) vs. New Hampshire (2), NSF, March 24, 2006 (first)

4—Wisconsin (3) vs. Minn. Duluth (1), CH, March 18, 2007 (second)

4—Mercyhurst (3) vs. Minnesota (1), NSF, March 20, 2009 (first)

GOALS, LOSING TEAM

4—New Hampshire vs. Minnesota (5), NSF, March 24, 2006
 4—Minnesota vs. Mercyhurst (5), NSF, March 20, 2009
 3—Harvard vs. Minn. Duluth (6), NSF, March 23, 2001
 3—Harvard vs. Minn. Duluth (4), CH, March 23, 2003
 3—Harvard vs. Minnesota (4), CH, March 27, 2005
 3—Boston College vs. Minn. Duluth (4), NSF, March 16, 2007 (2OT)

FEWEST GOALS

0—St. Lawrence vs. Wisconsin (1), NSF, March 24, 2006
 0—Minnesota vs. Wisconsin (3), CH, March 26, 2006
 0—St. Lawrence vs. Wisconsin (4), NSF, March 16, 2007
 0—Wisconsin vs. Minn. Duluth (4), CH, March 22, 2008
 0—Mercyhurst vs. Wisconsin (5), CH, March 22, 2009
 1—Dartmouth vs. St. Lawrence (3), NSF, March 23, 2001
 1—Minnesota vs. Brown (2), NSF, March 22, 2002
 1—Minnesota vs. Harvard (6), NSF, March 21, 2003
 1—St. Lawrence vs. Harvard (2), NSF, March 26, 2004
 1—Dartmouth vs. St. Lawrence (2), N3d, March 28, 2004
 1—St. Lawrence vs. Harvard (4), NSF, March 25, 2005
 1—Dartmouth vs. St. Lawrence (5), N3d, March 27, 2005
 1—Wisconsin vs. St. Lawrence (0), NSF, March 24, 2006
 1—Minn. Duluth vs. Wisconsin (4), CH, March 18, 2007
 1—Harvard vs. Wisconsin (4), NSF, March 20, 2008
 1—Minn. Duluth vs. Wisconsin (5), NSF, March 20, 2009

FEWEST GOALS, BOTH TEAMS

1—Wisconsin (1) vs. St. Lawrence (0), NSF, March 24, 2006
 3—Brown (2) vs. Minnesota (1), NSF, March 22, 2002
 3—Harvard (2) vs. St. Lawrence (1), NSF, March 26, 2004
 3—St. Lawrence (2) vs. Dartmouth (1), N3d, March 28, 2004
 3—Wisconsin (3) vs. Minnesota (0), CH, March 26, 2006
 4—St. Lawrence (3) vs. Dartmouth (1), NSF, March 23, 2001
 4—Niagara (2) vs. Minnesota (2), N3d, March 24, 2002
 4—Wisconsin (4) vs. St. Lawrence (0), NSF, March 16, 2007
 4—Minn. Duluth (4) vs. Wisconsin (0), CH, March 22, 2008

FASTEST CONSECUTIVE GOALS

:23—Harvard (Julie Chu and Lauren McAuliffe) vs. Minnesota, NSF, March 21, 2003
 :23—Harvard (Jennifer Botterill and Lauren McAuliffe) vs. Minn. Duluth, CH, March 23, 2003 (2 ot)
 :30—Wisconsin (Jinelle Zaugg and Grace Hutchings) vs. Minnesota, CH, March 26, 2006
 :32—Minnesota (Natalie Darwitz and Kelly Stephens) vs. Harvard, CH, March 28, 2004
 :33—Wisconsin (Meghan Duggan and Jinelle Zaugg) vs. St. Lawrence, NSF, March 16, 2007

FASTEST CONSECUTIVE GOALS

BY OPPOSING TEAMS

:10—Minn. Duluth (Emmanuelle Blais), then Wisconsin (Jasmine Giles), CH, March 18, 2007
 :43—Wisconsin (Hilary Knight), then Minn. Duluth (Jaime Rasmussen), NSF, March 20, 2009
 :44—Dartmouth (Kristina Guarino), then Harvard (Kalen Ingram), N3d, March 25, 2001
 :51—Niagara (Jennifer Goulet), then Minnesota (La Toya Clarke), N3d, March 24, 2002
 :51—Minnesota (Kelly Stephens), then Brown (Kim Insalaco), NSF, March 22, 2002
 :59—Minn. Duluth (Caroline Ouellette), then Dartmouth (Alana BreMiller), NSF, March 21, 2003

WINNING MARGIN

5—Harvard (6) vs. Minnesota (1), NSF, March 21, 2003
 5—Minnesota (7) vs. Dartmouth (2), NSF, March 25, 2005
 5—Wisconsin (5) vs. Mercyhurst (0), CH, March 22, 2009
 4—Minnesota (5) vs. Dartmouth (1), NSF, March 26, 2004
 4—Minnesota (6) vs. Harvard (2), CH, March 28, 2004
 4—St. Lawrence (5) vs. Dartmouth (1), N3d, March 27, 2005
 4—Wisconsin (4) vs. St. Lawrence (0), NSF, March 16, 2007
 4—Minn. Duluth (4) vs. Wisconsin (0), CH, March 22, 2008
 4—Wisconsin (5) vs. Minn. Duluth (1), NSF, March 20, 2009

LARGEST MARGIN OVERCOME TO WIN

- 1—11 times, most recent: Mercyhurst vs. Minnesota, NSF, March 20, 2009 (trailed 1-0, won 5-4).

ASSISTS

- 10—Minnesota vs. Dartmouth, NSF, March 25, 2005 (7 goals)
 9—Minn. Duluth vs. Harvard, NSF, March 23, 2001 (6 goals)
 9—Wisconsin vs. Mercyhurst, CH, March 22, 2009 (5 goals)
 8—Minn. Duluth vs. Dartmouth, NSF, March 21, 2003 (5 goals)
 8—Minnesota vs. Harvard, CH, March 28, 2004 (6 goals)
 8—Harvard vs. St. Lawrence, NSF, March 25, 2005 (4 goals)
 8—Minn. Duluth vs. Boston College, NSF, March 16, 2007 (2OT) (4 goals)

ASSISTS, BOTH TEAMS

- 13—Minn. Duluth (9) vs. Harvard (4), NSF, March 23, 2001 (9 goals)
 12—Minn. Duluth (8) vs. Boston College (4), NSF, March 16, 2007 (2OT) (7 goals)
 11—Minnesota (8) vs. Harvard (3), CH, March 28, 2004 (8 goals)
 11—Minnesota (6) vs. Harvard (5), CH, March 27, 2005 (7 goals)
 11—Minnesota (10) vs. Dartmouth (1), NSF, March 25, 2005 (9 goals)
 11—New Hampshire (6) vs. Minnesota (5), NSF, March 24, 2006 (9 goals)
 11—Mercyhurst (7) vs. Minnesota (4), NSF, March 20, 2009 (9 goals)

FEWEST ASSISTS**(Excluding Shutouts)**

- 0—Wisconsin vs. St. Lawrence, NSF, March 24, 2006 (1 goal)
 1—Dartmouth vs. St. Lawrence, NSF, March 23, 2001 (1 goal)
 1—Minnesota vs. Brown, NSF, March 22, 2002 (1 goal)
 1—Niagara vs. Minn. Duluth, NSF, March 22, 2002 (2 goals)
 1—Dartmouth vs. Minn. Duluth, NSF, March 21, 2003 (2 goals)
 1—Dartmouth vs. St. Lawrence, N3d, March 28, 2004 (1 goal)
 1—Dartmouth vs. Minnesota, NSF, March 25, 2005 (2 goals)
 1—Dartmouth vs. St. Lawrence, N3d, March 27, 2005 (1 goal)
 1—Minn. Duluth vs. Wisconsin, NSF, March 20, 2009 (1 goal)

FEWEST ASSISTS, BOTH TEAMS

- 0—Wisconsin vs. St. Lawrence, NSF, March 24, 2006 (1 goal)
 3—St. Lawrence (2) vs. Dartmouth (1), N3d, March 28, 2004 (3 goals)
 4—Harvard (2) vs. St. Lawrence (2), NSF, March 26, 2004 (3 goals)
 5—St. Lawrence (4) vs. Dartmouth (1), NSF, March 23, 2001 (4 goals)
 5—Minn. Duluth (2) vs. Brown (3), CH, March 24, 2002 (5 goals)
 5—Brown (4) vs. Minnesota (1), NSF, March 22, 2002 (3 goals)
 5—Wisconsin (5) vs. Minnesota (0), March 26, 2006 (3 goals)

POINTS

- 17—Minnesota vs. Dartmouth, NSF, March 25, 2005
 15—Minn. Duluth vs. Harvard, NSF, March 23, 2001
 14—Minnesota vs. Harvard, CH, March 28, 2004
 14—Wisconsin vs. Mercyhurst, CH, March 22, 2009
 13—Harvard vs. Minnesota, NSF, March 21, 2003
 13—Minn. Duluth vs. Dartmouth, NSF, March 21, 2003

POINTS, BOTH TEAMS

- 22—Minn. Duluth (6 goals, 9 assists) vs. Harvard (3 goals, 4 assists), NSF, March 23, 2001
 20—Minnesota (7 goals, 10 assists) vs. Dartmouth (2 goals, 1 assist), NSF, March 25, 2005
 20—Minnesota (5 goals, 5 assists) vs. New Hampshire (4 goals, 6 assists), NSF, March 24, 2006
 20—Mercyhurst (5 goals, 7 assists) vs. Minnesota (4 goals, 4 assists), NSF, March 20, 2009

- 19—Minnesota (6 goals, 8 assists) vs. Harvard (2 goals, 3 assists), CH, March 28, 2004

- 19—Minn. Duluth (4 goals, 8 assists) vs. Boston College (3 goals, 4 assists), NSF, March 16, 2007 (2OT)

FEWEST POINTS**(Excluding Shutouts)**

- 1—Wisconsin vs. St. Lawrence, NSF, March 24, 2006 (1 goal, 0 assists)
 2—Dartmouth vs. St. Lawrence, NSF, March 23, 2001 (1 goal, 1 assist)
 2—Minnesota vs. Brown, NSF, March 22, 2002 (1 goal, 1 assist)
 2—Dartmouth vs. St. Lawrence, N3d, March 28, 2004 (1 goal, 1 assist)
 2—Dartmouth vs. St. Lawrence, N3d, March 27, 2005 (1 goal, 1 assist)
 2—Minn. Duluth vs. Wisconsin, NSF, March 20, 2009 (1 goal, 1 assist)

FEWEST POINTS, BOTH TEAMS

- 1—Wisconsin (1 goal, 0 assists) vs. St. Lawrence (0 goals, 0 assists), NSF, March 24, 2006
 6—Dartmouth (1 goal, 1 assist) vs. St. Lawrence (2 goals, 2 assists), N3d, March 28, 2004
 7—Harvard (2 goals, 2 assists) vs. St. Lawrence (1 goal, 2 assists), NSF, March 26, 2004
 8—Brown (2 goals, 4 assists) vs. Minnesota (1 goal, 1 assist), NSF, March 22, 2002
 9—St. Lawrence (3 goals, 4 assists) vs. Dartmouth (1 goal, 1 assist), NSF, March 23, 2001

SHOTS ON GOAL

- 51—Minn. Duluth vs. Dartmouth, NSF, March 21, 2003 (5 goals)
 51—Minn. Duluth vs. Boston College, NSF, March 16, 2007 (2OT) (4 goals)
 44—Harvard vs. Minn. Duluth, CH, March 23, 2003 (4 goals)
 43—Minn. Duluth vs. Niagara, NSF, March 22, 2002 (3 goals)
 43—New Hampshire vs. Minn. Duluth, NSF, March 20, 2008 (2 goals)
 41—Minn. Duluth vs. Harvard, CH, March 23, 2003 (4 goals)

SHOTS ON GOAL, BOTH TEAMS

- 85—Harvard (44) vs. Minn. Duluth (41), CH, March 23, 2003 (7 goals)
 83—Minn. Duluth (51) vs. Boston College (32), NSF, March 16, 2007 (7 goals)
 81—Dartmouth (30) vs. Minn. Duluth (51), NSF, March 21, 2003 (7 goals)
 73—Minnesota (40) vs. Harvard (33), CH, March 28, 2004 (8 goals)
 69—Wisconsin (32) vs. Mercyhurst (37), CH, March 22, 2009 (5 goals)
 67—Minn. Duluth (36) vs. Harvard (31), NSF, March 23, 2001 (9 goals)
 67—Minn. Duluth (36) vs. St. Lawrence (31), CH, March 25, 2001 (6 goals)

SHOTS ON GOAL, PERIOD

- 19—Harvard vs. St. Lawrence, NSF, March 25, 2005 (third)
 18—Minn. Duluth vs. Niagara, NSF, March 22, 2002 (second)
 18—Minn. Duluth vs. Dartmouth, NSF, March 21, 2003 (first)
 18—Minn. Duluth vs. Dartmouth, NSF, March 21, 2003 (second)
 18—Mercyhurst vs. Wisconsin, CH, March 22, 2009 (third)
 17—St. Lawrence vs. Minn. Duluth, CH, March 25, 2001 (third)
 17—Minnesota vs. Brown, NSF, March 22, 2002 (third)

SHOTS ON GOAL, PERIOD, BOTH TEAMS

- 31—Minn. Duluth (18) vs. Dartmouth (13), NSF, March 21, 2003 (second)
 29—Minn. Duluth (18) vs. Niagara (11), NSF, March 22, 2002 (second)
 29—Minn. Duluth (18) vs. Dartmouth (11), NSF, March 23, 2003 (first)
 28—Minnesota (16) vs. Dartmouth (12), N3d, March 23, 2003 (third)
 28—Minnesota (16) vs. Harvard (12), CH, March 28, 2004 (second)

FEWEST SHOTS ON GOAL

- 10—Dartmouth vs. Minnesota, NSF, March 25, 2005
 15—Minn. Duluth vs. New Hampshire, NSF, March 20, 2008
 17—St. Lawrence vs. Dartmouth, NSF, March 23, 2001

- 17—St. Lawrence vs. Harvard, NSF, March 25, 2005

- 18—Minnesota vs. Harvard, NSF, March 21, 2003

- 18—Minn. Duluth vs. Wisconsin, CH, March 18, 2007

- 19—Wisconsin vs. Minnesota, CH, March 26, 2006

FEWEST SHOTS ON GOAL, BOTH TEAMS

- 34—Minnesota (24) vs. Dartmouth (10), NSF, March 25, 2005 (9 goals)
 42—Wisconsin (24) vs. Minn. Duluth (18), CH, March 18, 2007 (5 goals)
 46—Dartmouth (23) vs. St. Lawrence (23), N3d, March 28, 2004 (3 goals)
 46—Wisconsin (24) vs. St. Lawrence (22), NSF, March 16, 2007 (4 goals)
 48—Minnesota (25) vs. New Hampshire (23), NSF, March 26, 2006 (9 goals)

FEWEST SHOTS ON GOAL, REGULATION PERIOD

- 0—Dartmouth vs. Minnesota, NSF, March 25, 2005 (third)
 0—Minn. Duluth, NSF, March 20, 2008 (second)
 1—St. Lawrence vs. Dartmouth, NSF, March 23, 2001 (third)
 2—St. Lawrence vs. Minn. Duluth, CH, March 25, 2001 (second)
 2—Dartmouth vs. Minnesota, NSF, March 26, 2004 (third)
 3—Niagara vs. Minn. Duluth, NSF, March 22, 2002 (first)
 3—Dartmouth vs. Minnesota, NSF, March 25, 2005 (second)
 3—Minnesota vs. Dartmouth, NSF, March 25, 2005 (second)

FEWEST SHOTS ON GOAL, REGULATION PERIOD, BOTH TEAMS

- 6—Dartmouth (3) vs. Minnesota (3), NSF, March 25, 2005 (second)
 8—Wisconsin (4) vs. Minn. Duluth (4), CH, March 18, 2007 (third)
 9—Dartmouth (0) vs. Minnesota (9), NSF, March 25, 2005 (second)
 9—Harvard (5) vs. Minnesota (4), CH, March 27, 2005 (third)
 10—Harvard (5) vs. Minn. Duluth (5), CH, March 23, 2003 (first)
 11—Minnesota (5) vs. Harvard (6), NSF, March 21, 2003 (third)
 11—Wisconsin (6) vs. St. Lawrence (5), NSF, March 24, 2006 (third)
 11—New Hampshire (6) vs. Minnesota (5), NSF, March 24, 2006 (first)

PENALTIES

- 12—Harvard vs. St. Lawrence, NSF, March 25, 2005
 11—Minn. Duluth vs. Wisconsin, CH, March 22, 2008
 10—St. Lawrence vs. Harvard, NSF, March 25, 2005
 9—Minn. Duluth vs. New Hampshire, NSF, March 20, 2008
 9—Minn. Duluth vs. Wisconsin, NSF, March 20, 2009
 9—Wisconsin vs. Mercyhurst, CH, March 22, 2009
 8—Harvard vs. Minn. Duluth, CH, March 23, 2003
 8—Minn. Duluth vs. Harvard, CH, March 23, 2003
 8—Dartmouth vs. St. Lawrence, N3d, March 28, 2004
 8—New Hampshire vs. Minn. Duluth, NSF, March 20, 2008
 8—Mercyhurst vs. Minnesota, NSF, March 20, 2009
 8—Minnesota vs. Mercyhurst, NSF, March 20, 2009

PENALTIES, BOTH TEAMS

- 22—St. Lawrence (10) vs. Harvard (12), NSF, March 25, 2005
 18—Minn. Duluth (11) vs. Wisconsin (7), CH, March 22, 2008
 17—Minn. Duluth (9) vs. New Hampshire (8), NSF, March 20, 2008
 16—Harvard (8) vs. Minn. Duluth (8), CH, March 23, 2003
 16—Mercyhurst (8) vs. Minnesota (8), NSF, March 20, 2009
 15—Wisconsin (9) vs. Mercyhurst (6), CH, March 22, 2009

FEWEST PENALTIES

- 1—Minn. Duluth vs. Harvard, NSF, March 23, 2001
 1—Minnesota vs. Niagara, N3d, March 24, 2002
 1—St. Lawrence vs. Wisconsin, NSF, March 16, 2007
 2—Harvard vs. Minn. Duluth, NSF, March 23, 2001
 2—Dartmouth vs. Minnesota, NSF, March 26, 2004
 2—Minnesota vs. Dartmouth, NSF, March 26, 2004
 2—St. Lawrence vs. Wisconsin, NSF, March 24, 2006
 2—Minn. Duluth vs. Boston College, NSF, March 16, 2007 (2OT)
 2—Harvard vs. Wisconsin, NSF, March 20, 2008

FEWEST PENALTIES, BOTH TEAMS

- 3—Harvard (2) vs. Minn. Duluth (1), NSF, March 23, 2001
 4—Niagara (3) vs. Minnesota (1), N3d, March 24, 2002
 4—Dartmouth (2) vs. Minnesota (2), NSF, March 26, 2004
 6—Minn. Duluth (3) vs. Niagara (3), NSF, March 22, 2002
 6—Wisconsin (4) vs. St. Lawrence (2), NSF, March 24, 2006
 6—Wisconsin (5) vs. St. Lawrence (1), NSF, March 16, 2007
 6—Wisconsin (4) vs. Harvard (2), NSF, March 20, 2008

LONGEST GAME

- 94:19—Minn. Duluth (4) vs. Boston College (3), NSF, March 16, 2007 (2OT)
 84:19—Minn. Duluth (4) vs. Harvard (3), CH, March 23, 2003 (2OT)
 65:00—Niagara (2) vs. Minnesota (2), N3d, March 24, 2002 (OT)

Team, Year**GOALS**

- 11—Minnesota, 2004
 11—Minnesota, 2005
 10—Minn. Duluth, 2001
 10—Wisconsin, 2009
 9—Minn. Duluth, 2003
 9—Harvard, 2003

FEWEST GOALS**(Min. two games)**

- 2—Dartmouth, 2004
 3—Dartmouth, 2001
 3—Minnesota, 2002
 3—Minnesota, 2003
 3—St. Lawrence, 2004

- 3—Dartmouth, 2005

FEWEST GOALS ALLOWED**(Min. two games)**

- 0—Wisconsin, 2006
 1—Wisconsin, 2007
 1—Wisconsin, 2009
 2—Minn. Duluth, 2008
 3—Minnesota, 2004
 3—St. Lawrence, 2004
 4—Brown, 2002
 4—Minn. Duluth, 2002
 4—Minnesota, 2002

ASSISTS

- 16—Minnesota, 2005
 16—Wisconsin, 2009
 13—Minnesota, 2004
 13—Minn. Duluth, 2001
 13—Harvard, 2005
 12—Minn. Duluth, 2003
 12—Wisconsin, 2007

POINTS

- 27—Minnesota, 2005
 26—Wisconsin, 2009
 24—Minnesota, 2004
 23—Minn. Duluth, 2001
 21—Minn. Duluth, 2003
 20—Harvard, 2003
 20—Harvard, 2005
 20—Wisconsin, 2007

SHOTS ON GOAL

- 92—Minn. Duluth, 2003
 76—Harvard, 2003
 75—Minnesota, 2004
 74—Minn. Duluth, 2002
 72—Minn. Duluth, 2001

- 72—Minnesota, 2002

FEWEST SHOTS ON GOAL**(Min. two games)**

- 36—Dartmouth, 2005
 39—Minn. Duluth, 2008
 40—St. Lawrence, 2005
 44—St. Lawrence, 2004
 44—Wisconsin, 2006
 45—Dartmouth, 2004

PENALTIES

- 20—Minn. Duluth, 2008
 15—Minn. Duluth, 2003
 15—St. Lawrence, 2005
 15—Harvard, 2005
 14—Mercyhurst, 2009
 14—Wisconsin, 2009
 13—Harvard, 2003
 12—Dartmouth, 2003
 12—St. Lawrence, 2004
 12—Dartmouth, 2005

FEWEST PENALTIES**(Min. two games)**

- 4—Minnesota, 2002
 5—Minn. Duluth, 2001
 6—Niagara, 2002
 6—Minnesota, 2003
 6—Minn. Duluth, 2007
 7—Harvard, 2001
 7—Dartmouth, 2001
 7—St. Lawrence, 2001
 7—Minn. Duluth, 2002

Women's Frozen Four Most Outstanding Players

Year	Player, Team	Pos.	Cl.	Frozen Four Statistics					Saves
				Games	Goals	Assists	GAA		
2001	Maria Rooth, Minn. Duluth	F	So.	2	4	2	—	—	
2002	Kristy Zamora, Brown	F	Sr.	2	3	0	—	—	
2003	Caroline Ouellette, Minn. Duluth	F	So.	2	2	2	—	—	
2004	Krissy Wendell, Minnesota	F	So.	2	4	4	—	—	
2005	Natalie Darwitz, Minnesota	F	Jr.	3	6	9	—	—	
2006	Jessie Vetter, Wisconsin	G	So.	2	—	—	0.00	58	
2007	Sara Bauer, Wisconsin	F	Sr.	2	1	5	—	—	
2008	Kim Martin, Minn. Duluth	G	So.	2	—	—	1.00	52	
2009	Jessie Vetter, Wisconsin	G	Sr.	2	—	—	0.50	65	

All-Tournament Teams**2001**

- G—Tuula Puputti, Minn. Duluth
 D—Isabelle Chartrand, St. Lawrence
 D—Brittany Ralph, Minn. Duluth
 F—Amanda Sargeant, St. Lawrence
 F—Maria Rooth, Minn. Duluth*
 F—Tammy Shewchuk, Harvard

2002

- G—Tania Pinelli, Niagara
 D—Larissa Luther, Minn. Duluth
 D—Meredith Ostrander, Brown
 F—Kelly Stephens, Minnesota
 F—Joanne Eustace, Minn. Duluth
 F—Kristy Zamora, Brown*

2003

- G—Amy Ferguson, Dartmouth
 D—Angela Ruggiero, Harvard
 F—Jenny Potter, Minn. Duluth
 F—Hanne Sikio, Minn. Duluth
 F—Julie Chu, Harvard
 F—Caroline Ouellette, Minn. Duluth*

2004

- G—Jody Horak, Minnesota
 D—Allie Sanchez, Minnesota
 D—Angela Ruggiero, Harvard
 F—Kelly Stephens, Minnesota
 F—Natalie Darwitz, Minnesota
 F—Krissy Wendell, Minnesota*

2005

- G—Ali Boe, Harvard
 D—Caitlin Cahow, Harvard
 D—Lyndsay Wall, Minnesota
 F—Sarah Vaillancourt, Harvard
 F—Natalie Darwitz, Minnesota*
 F—Krissy Wendell, Minnesota

2006

- G—Jessie Vetter, Wisconsin*
 D—Bobbi-Jo Slusar, Wisconsin
 D—Ashley Albrecht, Minnesota
 F—Jinelle Zaugg, Wisconsin
 F—Bobbi Ross, Minnesota
 F—Jennifer Hitchcock, New Hampshire

2007

- G—Jessie Vetter, Wisconsin
 D—Bobbi-Jo Slusar, Wisconsin
 D—Meghan Mikkleson, Wisconsin
 F—Jinelle Zaugg, Wisconsin
 F—Jessica Koizumi, Minn. Duluth
 F—Sara Bauer, Wisconsin*

2008

- G—Kim Martin, Minn. Duluth*
 D—Myriam Trepanier, Minn. Duluth
 D—Heidi Peltari, Minn. Duluth
 F—Laura Fridfinnson, Minn. Duluth
 F—Sara O'Toole, Minn. Duluth
 F—Erika Lawler, Wisconsin

2009

- G—Jessie Vetter, Wisconsin*
 D—Alycia Matthews, Wisconsin
 D—Malee Windmeier, Wisconsin
 F—Meghan Agosta, Mercyhurst
 F—Hilary Knight, Wisconsin
 F—Erika Lawler, Wisconsin

*Most Outstanding Player

Championship Game Records

The following records are from the NCAA championship game.

Individual

GOALS

- 3—Natalie Darwitz, Minnesota vs. Harvard, March 28, 2004
- 2—Kristy Zamora, Brown vs. Minn. Duluth, March 24, 2002
- 2—Hanne Sikio, Minn. Duluth vs. Harvard, March 23, 2003 (2 ot)
- 2—Jinelle Zaugg, Wisconsin vs. Minnesota, March 26, 2006

FASTEST GAME-OPENING GOAL

- 5:17—Caroline Ouellette, Minn. Duluth vs. Harvard, March 23, 2003 (2 ot)
- 9:00—Jinelle Zaugg, Wisconsin vs. Minn. Duluth, March 18, 2007
- 9:56—Jinelle Zaugg, Wisconsin vs. Minnesota, March 26, 2006
- 11:22—Amanda Sargeant, St. Lawrence vs. Minn. Duluth, March 25, 2001
- 11:26—Kristy Zamora, Brown vs. Minn. Duluth, March 24, 2002

FASTEST CONSECUTIVE GOALS

- 12:50—Natalie Darwitz, Minnesota vs. Harvard, March 28, 2004
- 15:18—Natalie Darwitz, Minnesota vs. Harvard, March 28, 2004
- 19:52—Jinelle Zaugg, Wisconsin vs. Minnesota, March 26, 2006
- 22:33—Kristy Zamora, Brown vs. Minn. Duluth, March 24, 2002
- 25:04—Hanne Sikio, Minn. Duluth vs. Harvard, March 23, 2003 (2 ot)

FASTEST HAT TRICK

- 28:08—Natalie Darwitz, Minnesota vs. Harvard, March 28, 2004

ASSISTS

- 3—Krispy Wendell, Minnesota vs. Harvard, March 28, 2004
- 3—Natalie Darwitz, Minnesota vs. Harvard, March 27, 2005
- 3—Erika Lawler, Wisconsin vs. Mercyhurst, March 22, 2009
- 2—10 times, most recent: Angie Keseley, Wisconsin vs. Mercyhurst, March 22, 2009

POINTS

- 4—Krispy Wendell, Minnesota vs. Harvard, March 28, 2004
- 4—Natalie Darwitz, Minnesota vs. Harvard, March 28, 2004
- 4—Natalie Darwitz, Minnesota vs. Harvard, March 27, 2005
- 3—Kelly Stephens, Minnesota vs. Harvard, March 28, 2004
- 3—Sara Bauer, Wisconsin vs. Minn. Duluth, March 18, 2007
- 3—Erika Lawler, Wisconsin vs. Mercyhurst, March 22, 2009
- 3—Angie Keseley, Wisconsin vs. Mercyhurst, March 22, 2009

PENALTIES

- 5—Angela Ruggiero, Harvard vs. Minn. Duluth, March 23, 2003 (2 ot)
- 4—Nora Tallus, Minn. Duluth vs. Harvard, March 23, 2003 (2 ot)
- 4—Angela Ruggiero, Harvard vs. Minn. Duluth, March 23, 2003 (2 ot)
- 3—Lindsay Weaver, Harvard vs. Minnesota, March 28, 2004
- 2—10 times, most recent: Rachel Bible, Wisconsin vs. Mercyhurst & Cassea Schols, Mercyhurst vs. Wisconsin, March 22, 2009

SAVES

- 41—Patricia Sautter, Minn. Duluth vs. Harvard, March 23, 2003 (2 ot)
- 37—Jessica Ruddock, Harvard vs. Minn. Duluth, March 23, 2003 (2 ot)
- 37—Jessie Vetter, Wisconsin vs. Mercyhurst, March 22, 2009
- 34—Ali Boe, Harvard vs. Minnesota, March 28, 2004
- 33—Patricia Sautter, Minn. Duluth vs. Brown, March 24, 2002
- 32—Rachel Barrie, St. Lawrence vs. Minn. Duluth, March 25, 2001

SAVES, PERIOD

- 18—Jessie Vetter, Wisconsin vs. Mercyhurst, March 22, 2009 (third)
- 16—Tuula Puputti, Minn. Duluth vs. St. Lawrence, March 25, 2001 (third)
- 16—Patricia Sautter, Minn. Duluth vs. Brown, March 24, 2002 (third)

SHUTOUTS

- Jessie Vetter, Wisconsin vs. Minnesota, March 26, 2006
- Kim Martin, Minn. Duluth vs. Wisconsin, March 22, 2008
- Jessie Vetter, Wisconsin vs. Mercyhurst, March 22, 2009

Team

GOALS

- 6—Minnesota vs. Harvard (2), March 28, 2004
- 5—Wisconsin vs. Mercyhurst (0), March 22, 2009
- 4—Minn. Duluth vs. St. Lawrence (2), March 25, 2001
- 4—Minn. Duluth vs. Harvard (3), March 23, 2003 (2 ot)
- 4—Minnesota vs. Harvard (3), March 27, 2005
- 4—Wisconsin vs. Minn. Duluth (1), March 18, 2007
- 4—Minn. Duluth (4) vs. Wisconsin (0), March 22, 2008

GOALS, BOTH TEAMS

- 8—Minnesota (6) vs. Harvard (2), March 28, 2004
- 7—Minn. Duluth (4) vs. Harvard (3), March 23, 2003 (2 ot)
- 7—Minnesota (4) vs. Harvard (3), March 27, 2005
- 6—Minn. Duluth (4) vs. St. Lawrence (2), March 25, 2001

GOALS, PERIOD

- 4—Minnesota vs. Harvard, March 28, 2004 (third)
- 3—Harvard vs. Minn. Duluth, March 23, 2003 (2 ot) (second)
- 3—Wisconsin vs. Minn. Duluth, March 18, 2007 (second)
- 3—Wisconsin vs. Mercyhurst, March 22, 2009 (second)
- 2—Eight times, most recent: Wisconsin vs. Mercyhurst, March 22, 2009 (third)

GOALS, PERIOD, BOTH TEAMS

- 4—Harvard (3) vs. Minn. Duluth (1), March 23, 2003 (2 ot) (second)
- 4—Minnesota (4) vs. Harvard (0), March 28, 2004 (third)
- 4—Harvard (2) vs. Minnesota (2), March 27, 2005 (second)
- 4—Wisconsin (3) vs. Minn. Duluth (1), March 18, 2007 (second)
- 3—Minnesota (2) vs. Harvard (1), March 28, 2004 (second)
- 3—Wisconsin (3) vs. Mercyhurst (0), March 22, 2009 (second)

GOALS, LOSING TEAM

- 3—Harvard vs. Minn. Duluth (4), March 23, 2003
- 3—Harvard vs. Minnesota (4), March 27, 2005

FEWEST GOALS

- 0—Minnesota vs. Wisconsin (3), March 26, 2006
- 0—Wisconsin vs. Minn. Duluth (4), March 22, 2008
- 0—Mercyhurst vs. Wisconsin (5), March 22, 2009
- 1—Minn. Duluth vs. Wisconsin (4), March 18, 2007
- 2—St. Lawrence vs. Minn. Duluth (4), March 25, 2001
- 2—Brown vs. Minn. Duluth (3), March 24, 2002
- 2—Harvard vs. Minnesota (6), March 28, 2004

FEWEST GOALS, BOTH TEAMS

- 3—Wisconsin (3) vs. Minnesota (0), March 26, 2006
- 4—Minn. Duluth (4) vs. Wisconsin (0), March 22, 2008
- 5—Minn. Duluth (3) vs. Brown (2), March 24, 2002
- 5—Wisconsin (4) vs. Minn. Duluth (1), March 18, 2007
- 5—Wisconsin (5) vs. Mercyhurst (0), March 22, 2009
- 6—Minn. Duluth (4) vs. St. Lawrence (2), March 25, 2001

FASTEST CONSECUTIVE GOALS

- :23—Harvard (Jennifer Botterill and Lauren McAuliffe) vs. Minn. Duluth, March 23, 2003 (2 ot)

- :30—Wisconsin (Jinelle Zaugg and Grace Hutchins) vs. Minnesota, March 26, 2006
- :32—Minnesota (Natalie Darwitz and Kelly Stephens) vs. Harvard, March 28, 2004
- 1:50—Wisconsin (Meghan Duggan and Angie Keseley) vs. Mercyhurst, March 22, 2009
- 2:12—Wisconsin (Malee Windmeier and Hilary Knight) vs. Mercyhurst, March 22, 2009

FASTEST CONSECUTIVE GOALS, OPPOSING TEAMS

- :10—Wisconsin (Emmanuelle Blais), then Minn. Duluth (Jasmine Giles), March 18, 2007
- 1:45—Brown (Kristy Zamora), then Minn. Duluth (Kristina Petrovskaia), March 24, 2002
- 2:35—Minnesota (Lyndsay Wall), then Harvard (Sarah Vaillancourt), March 27, 2005
- 2:48—Harvard (Nicole Corriero), then Minn. Duluth (Hanne Sikio), March 23, 2003 (2 ot)
- 2:50—Minn. Duluth (Erika Holst), then Brown (Kristy Zamora), March 24, 2002

WINNING MARGIN

- 5—Wisconsin (5) vs. Mercyhurst (0), March 22, 2009
- 4—Minnesota (6) vs. Harvard (2), March 28, 2004
- 4—Minn. Duluth (4) vs. Wisconsin (0), March 22, 2008
- 3—Wisconsin (3) vs. Minnesota (0), March 26, 2006
- 3—Wisconsin (4) vs. Minn. Duluth (1), March 18, 2007
- 2—Minn. Duluth (4) vs. St. Lawrence (2), March 25, 2001

LARGEST MARGIN OVERCOME TO WIN

- 1—Four times

ASSISTS

- 9—Wisconsin vs. Mercyhurst, March 22, 2009 (5 goals)
- 8—Minnesota vs. Harvard, March 28, 2004 (6 goals)
- 6—Minnesota vs. Harvard, March 27, 2005 (4 goals)
- 6—Minn. Duluth vs. Wisconsin, March 22, 2008 (4 goals)
- 5—Harvard vs. Minnesota, March 27, 2005 (3 goals)
- 5—Wisconsin vs. Minnesota, March 26, 2006 (3 goals)
- 5—Wisconsin vs. Minn. Duluth, March 18, 2007 (4 goals)

ASSISTS, BOTH TEAMS

- 11—Minnesota (8) vs. Harvard (3), March 28, 2004 (8 goals)
- 11—Minnesota (6) vs. Harvard (5), March 27, 2005 (7 goals)
- 9—Wisconsin (9) vs. Mercyhurst (0), March 22, 2009 (5 goals)
- 8—Harvard (4) vs. Minn. Duluth (4), March 23, 2003 (2 ot) (7 goals)

FEWEST ASSISTS

(Excluding Shutouts)

- 2—Minn. Duluth vs. Brown, March 24, 2002 (3 goals)
- 2—Minn. Duluth vs. Wisconsin, March 18, 2007 (1 goal)
- 3—Brown vs. Minn. Duluth, March 24, 2002 (2 goals)
- 3—Harvard vs. Minnesota, March 28, 2004 (2 goals)
- 3—St. Lawrence vs. Minn. Duluth, March 25, 2001 (2 goals)

FEWEST ASSISTS, BOTH TEAMS

- 5—Brown (3) vs. Minn. Duluth (2), March 24, 2002 (5 goals)
- 6—Minn. Duluth (6) vs. Wisconsin (0), March 22, 2008
- 5—Wisconsin (5) vs. Minnesota (0), March 26, 2006 (3 goals)
- 7—Minn. Duluth (4) vs. St. Lawrence (3), March 25, 2001 (6 goals)
- 7—Wisconsin (5) vs. Minn. Duluth (2), March 18, 2007 (5 goals)

POINTS

- 14—Minnesota vs. Harvard, March 28, 2004
- 14—Wisconsin vs. Mercyhurst, March 22, 2009

POINTS, BOTH TEAMS

- 19—Minnesota (6 goals, 8 assists) vs. Harvard (2 goals, 3 assists), March 28, 2004

SHOTS ON GOAL

- 44—Harvard vs. Minn. Duluth, March 23, 2003 (2 ot) (3 goals)
- 41—Minn. Duluth vs. Harvard, March 23, 2003 (2 ot) (4 goals)
- 40—Minnesota vs. Harvard, March 28, 2004 (6 goals)
- 37—Mercyhurst vs. Wisconsin, March 22, 2009 (0 goals)
- 36—Minn. Duluth vs. St. Lawrence, March 25, 2001 (4 goals)

SHOTS ON GOAL, BOTH TEAMS

- 85—Harvard (44) vs. Minn. Duluth (41), March 23, 2003 (2 ot) (7 goals)
73—Minnesota (40) vs. Harvard (33), March 28, 2004 (8 goals)
69—Wisconsin (32) vs. Mercyhurst (37), March 22, 2009 (5 goals)
67—Minn. Duluth (36) vs. St. Lawrence (31), March 25, 2001 (6 goals)
66—Brown (35) vs. Minn. Duluth (31), March 24, 2002 (5 goals)

SHOTS ON GOAL, PERIOD

- 18—Mercyhurst vs. Wisconsin, March 22, 2009 (third)
17—St. Lawrence vs. Minn. Duluth, March 25, 2001 (third)
16—Brown vs. Minn. Duluth, March 24, 2002 (third)
16—Minnesota vs. Harvard, March 28, 2004 (second)
15—Minn. Duluth vs. St. Lawrence, March 25, 2001 (first)

SHOTS ON GOAL, PERIOD, BOTH TEAMS

- 28—Minnesota (16) vs. Harvard (12), March 28, 2004 (second)
27—Minn. Duluth (15) vs. St. Lawrence (12), March 25, 2001 (first)
27—Wisconsin (9) vs. Mercyhurst (18), March 22, 2009 (third)
26—Minnesota (14) vs. Harvard (12), March 27, 2005 (second)
26—Wisconsin (16) vs. Mercyhurst (10), March 22, 2009 (second)

FEWEST SHOTS ON GOAL

- 18—Minn. Duluth vs. Wisconsin, March 18, 2007
19—Wisconsin vs. Minnesota, March 26, 2006
24—Minnesota vs. Harvard, March 27, 2005
24—Minn. Duluth vs. Wisconsin, March 22, 2008
26—Harvard vs. Minnesota, March 27, 2005
28—Wisconsin vs. Minn. Duluth, March 22, 2008

FEWEST SHOTS ON GOAL, BOTH TEAMS

- 42—Wisconsin (24) vs. Minn. Duluth (18), March 18, 2007
50—Harvard (26) vs. Minnesota (24), March 27, 2005
50—Minnesota (31) vs. Wisconsin (19), March 26, 2006
52—Wisconsin (28) vs. Minn. Duluth (24), March 22, 2008
66—Brown (35) vs. Minn. Duluth (31), March 24, 2002

FEWEST SHOTS ON GOAL,**REGULATION PERIOD**

- 2—St. Lawrence vs. Minn. Duluth, March 25, 2001 (second)
4—Minnesota vs. Harvard, March 27, 2005 (third)
4—Wisconsin vs. Minnesota, March 26, 2006 (third)
4—Minn. Duluth vs. Wisconsin, March 18, 2007 (third)
4—Wisconsin vs. Minn. Duluth, March 18, 2007 (third)

FEWEST SHOTS ON GOAL**REGULATION PERIOD, BOTH TEAMS**

- 8—Wisconsin (4) vs. Minn. Duluth (4), March 18, 2007 (third)
9—Harvard (5) vs. Minnesota (4), March 27, 2005 (third)
10—Harvard (5) vs. Minn. Duluth (5), March 23, 2003 (2 ot) (first)
12—Minnesota (7) vs. Wisconsin (5), March 26, 2006 (second)

PENALTIES

- 11—Minn. Duluth vs. Wisconsin, March 22, 2008
9—Wisconsin vs. Mercyhurst, March 22, 2009
8—Harvard vs. Minn. Duluth, March 23, 2003 (2 ot)
8—Minn. Duluth vs. Harvard, March 23, 2003 (2 ot)
7—Wisconsin vs. Minn. Duluth, March 22, 2008

PENALTIES, BOTH TEAMS

- 18—Minn. Duluth (11) vs. Wisconsin (7), March 22, 2008
16—Harvard (8) vs. Minn. Duluth (8), March 23, 2003 (2 ot)
15—Wisconsin (9) vs. Mercyhurst (6), March 22, 2009
11—Wisconsin (6) vs. Minnesota (5), March 26, 2006
10—Minnesota (6) vs. Harvard (4), March 28, 2004

FEWEST PENALTIES

- 3—St. Lawrence vs. Minn. Duluth, March 25, 2001
3—Harvard vs. Minnesota, March 27, 2005
4—Minn. Duluth vs. St. Lawrence, March 25, 2001
4—Minnesota vs. Brown, March 24, 2002
4—Brown vs. Minnesota, March 24, 2002
4—Harvard vs. Minnesota, March 28, 2004
4—Minn. Duluth vs. Wisconsin, March 18, 2007

FEWEST PENALTIES, BOTH TEAMS

- 7—Minn. Duluth (4) vs. St. Lawrence (3), March 25, 2001
8—Brown (4) vs. Minnesota (4), March 24, 2002
8—Minnesota (5) vs. Harvard (3), March 27, 2005

LONGEST GAME

- 84:19—Minn. Duluth (4) vs. Harvard (3), March 23, 2003 (2 ot)

Regional Records

In 2005, the tournament was expanded to eight teams, and a regional format was added. The following records include game marks set during the regionals (2005-09).

Individual, Game

GOALS

- 4—Nicole Corriero, Harvard vs. Mercyhurst, March 19, 2005 (3 ot)
3—Angie Keseley, Wisconsin vs. Dartmouth, March 14, 2009
2—12 times, most recent: Hilary Knight, Wisconsin vs. Dartmouth, March 14, 2009; Gigi Marvin, Minnesota vs. Boston College, March 14, 2009; Mary Restuccia, Boston College vs. Minnesota, March 14, 2009

FASTEST GAME-OPENING GOAL

- :22—Meghan Agosta, Mercyhurst vs. Minn. Duluth, March 15, 2008
:46—Gigi Marvin, Minnesota vs. Boston College, March 14, 2009
1:11—Meghan Fardelmann, Boston College vs. Dartmouth, March 10, 2007
3:39—Angie Keseley, Wisconsin vs. Dartmouth, March 14, 2009
3:42—Rebecca Russell, St. Lawrence vs. Minn. Duluth, March 18, 2005 (ot)
4:42—Katelynn Laffin, Providence vs. Minnesota, March 18, 2005

FASTEST GOAL, START OF PERIOD

- :10—Whitney Graft, Minnesota vs. Princeton, March 17, 2006 (third)
:14—Hilary Knight, Wisconsin vs. Minnesota, March 15, 2008 (third)
:23—Nicole Corriero, Harvard vs. Mercyhurst, March 19, 2005 (3 ot) (second)
:38—Nicole Corriero, Harvard vs. Mercyhurst, March 19, 2005 (3 ot) (third)
2:00—Bobbi Ross, Minnesota vs. Providence, March 18, 2005 (third)

FASTEST CONSECUTIVE GOALS

- 2:29—Gigi Marvin, Minnesota vs. Boston College, March 14, 2009
2:37—Hilary Knight, Wisconsin vs. Dartmouth, March 14, 2009
4:44—Nicole Corriero, Harvard vs. Mercyhurst, March 19, 2005 (3 ot)
6:32—Emmanuelle Blais, Minn. Duluth vs. Mercyhurst, March 15, 2008
7:23—Nicole Corriero, Harvard vs. Mercyhurst, March 19, 2005 (3 ot)

FASTEST HAT TRICK

- 12:07—Nicole Corriero, Harvard vs. Mercyhurst, March 19, 2005 (3 ot)

ASSISTS

- 4—Haley Irwin, Minn. Duluth vs. Mercyhurst, March 15, 2008
4—Hilary Knight, Wisconsin vs. Dartmouth, March 14, 2009
3—Krissy Wendell, Minnesota vs. Providence, March 18, 2005
3—Natalie Darwitz, Minnesota vs. Providence, March 18, 2005
3—Julie Chu, Harvard vs. Mercyhurst, March 19, 2005 (3 ot)
3—Sarah Vaillancourt, Harvard vs. Mercyhurst, March 19, 2005 (3 ot)
3—Cheryl Muranko, Dartmouth vs. Wisconsin, March 19, 2005
3—Chelsea Grills, St. Lawrence vs. New Hampshire, March 10, 2007
3—Kelli Stack, Boston College vs. Dartmouth, March 10, 2007

POINTS

- 6—Hilary Knight, Wisconsin vs. Dartmouth, March 14, 2009
5—Nicole Corriero, Harvard vs. Mercyhurst, March 19, 2005 (3 ot)
5—Angie Keseley, Wisconsin vs. Dartmouth, March 14, 2009
4—Kelly Stephens, Minnesota vs. Providence, March 18, 2005
4—Julie Chu, Harvard vs. Mercyhurst, March 19, 2005 (3 ot)
4—Chelsea Grills, St. Lawrence vs. New Hampshire, March 10, 2007
4—Haley Irwin, Minn. Duluth vs. Mercyhurst, March 15, 2008
4—Sarah Vaillancourt, Harvard vs. Dartmouth, March 15, 2008
3—11 times, most recent: Erika Lawler, Wisconsin vs. Dartmouth, March 14, 2009

PENALTIES

- 6—Dina McCumber, Princeton vs. Minnesota, March 17, 2006
4—Marykate Oakley, Princeton vs. Minnesota, March 17, 2006
4—Sam Faber, New Hampshire vs. Minn. Duluth, March 14, 2009
3—Teresa Marchese, Mercyhurst vs. Harvard, March 19, 2005 (3 ot)
3—Krista Johnson, Minnesota vs. Princeton, March 17, 2006
3—Allie Sanchez, Minnesota vs. Princeton, March 17, 2006
3—Juliane Jubinville, Minn. Duluth vs. St. Lawrence, March 18, 2006
3—Abbie Bullard, St. Lawrence vs. Minn. Duluth, March 18, 2006

SAVES

- 78—Desirae Clark, Mercyhurst vs. Harvard, March 19, 2005 (3 ot)
67—Brittany Martin, Harvard vs. Wisconsin, March 10, 2007 (4 ot)
56—Ali Boe, Harvard vs. Mercyhurst, March 19, 2005 (3 ot)
45—Molly Schaus, Boston College vs. Dartmouth, March 10, 2007 (2 ot)
44—Riitta Schaublin, Minn. Duluth vs. Mercyhurst, March 10, 2007 (ot)

SHUTOUTS

- Brittany Chartier, Minnesota vs. Princeton, March 17, 2006
Jessica Moffat, St. Lawrence vs. Minn. Duluth, March 18, 2006
Jessie Vetter, Wisconsin vs. Harvard, March 10, 2007 (4 ot)
Jessie Vetter, Wisconsin vs. Dartmouth, March 14, 2009

Team, Game

GOALS

- 7—Wisconsin vs. Dartmouth (0), March 14, 2009
6—Minnesota vs. Princeton (1), March 18, 2005
6—St. Lawrence vs. New Hampshire (2), March 10, 2007
5—Harvard vs. Mercyhurst (4), March 19, 2005 (3 ot)
5—Minn. Duluth vs. Mercyhurst (4), March 15, 2008
5—Harvard vs. Dartmouth (1), March 15, 2008

GOALS, BOTH TEAMS

- 9—Harvard (5) vs. Mercyhurst (4), March 19, 2005 (3 ot)
9—Minn. Duluth (5) vs. Mercyhurst (4), March 15, 2008
8—St. Lawrence (6) vs. New Hampshire (2), March 10, 2007
7—Minnesota (6) vs. Providence (1), March 18, 2005
7—Dartmouth (4) vs. Wisconsin (3), March 19, 2005
7—Wisconsin (7) vs. Dartmouth (0), March 14, 2009
7—Minnesota (4) vs. Boston College (3), March 14, 2009
6—Harvard (5) vs. Dartmouth (1), March 15, 2008

GOALS, PERIOD

- 4—Minnesota vs. Boston College, March 14, 2009 (first)
4—Minn. Duluth vs. New Hampshire, March 14, 2009 (third)
3—Wisconsin vs. Dartmouth, March 19, 2005 (first)
3—Mercyhurst vs. Harvard, March 19, 2005 (3 ot) (first)
3—Minnesota vs. Princeton, March 17, 2006 (third)
3—St. Lawrence vs. New Hampshire, March 10, 2007 (first)

- 3—Minn. Duluth vs. Mercyhurst, March 15, 2008 (third)
3—Wisconsin vs. Dartmouth, March 14, 2009 (second)

GOALS, PERIOD, BOTH TEAMS

- 5—Wisconsin (3) vs. Dartmouth (2), March 19, 2005 (first)
5—Minn. Duluth (3) vs. Mercyhurst (2), March 15, 2008 (third)
5—Minnesota (4) vs. Boston College (1), March 14, 2009 (first)
5—Minn. Duluth (4) vs. New Hampshire (1), March 14, 2009 (third)
4—Mercyhurst (3) vs. Harvard (1), March 19, 2005 (3 ot) (first)
4—St. Lawrence (3) vs. New Hampshire (1), March 10, 2007 (first)

GOALS, LOSING TEAM

- 4—Mercyhurst vs. Harvard (5), March 19, 2005 (3 ot)
4—Mercyhurst vs. Minn. Duluth (5), March 15, 2008
3—Wisconsin vs. Dartmouth (4), March 19, 2005
3—Boston College vs. Minnesota (4), March 14, 2009
2—Minn. Duluth vs. St. Lawrence (3), March 18, 2005 (ot)
2—Mercyhurst vs. Minn. Duluth (3), March 9, 2007 (ot)
2—New Hampshire vs. St. Lawrence (6), March 10, 2007
2—St. Lawrence vs. New Hampshire (3), March 15, 2008 (ot)
2—Minnesota vs. Wisconsin (3), March 15, 2008 (ot)

FEWEST GOALS

- 0—Princeton vs. Minnesota (4), March 17, 2006
0—Minn. Duluth vs. St. Lawrence (1), March 18, 2006
0—Harvard vs. Wisconsin (1), March 10, 2007 (4 ot)
0—Dartmouth vs. Wisconsin (7), March 14, 2009
1—Providence vs. Minnesota (6), March 18, 2005
1—Harvard vs. New Hampshire (3), March 17, 2006
1—Mercyhurst vs. Wisconsin (2), March 18, 2006 (2 ot)
1—St. Lawrence vs. Minn. Duluth (0), March 18, 2006
1—Dartmouth vs. Harvard (5), March 15, 2008

FEWEST GOALS, BOTH TEAMS

- 1—St. Lawrence (1) vs. Minn. Duluth (0), March 18, 2006
1—Wisconsin (1) vs. Harvard (0), March 10, 2007 (4 ot)
3—Wisconsin (2) vs. Mercyhurst (1), March 17, 2006 (2 ot)
4—New Hampshire (3) vs. Harvard (1), March 17, 2006
4—Minnesota (4) vs. Princeton (0), March 17, 2006
4—Mercyhurst (3) vs. St. Lawrence (1), March 14, 2009

FASTEST CONSECUTIVE GOALS

- 0:42—Minnesota (Rachael Drazan and Brittany Francis) vs. Boston College, March 14, 2009
1:35—Minnesota (Becky Wacker and Kelly Stephens) vs. Providence, March 18, 2005
2:01—Minnesota (Erica McKenzie and Kelly Stephens) vs. Providence, March 18, 2005
2:02—Minn. Duluth (Laura Fridfinnson and Emmanuelle Blais) vs. Mercyhurst, March 15, 2008
2:06—Minn. Duluth (Tawni Mattila and Sara O'Toole) vs. New Hampshire, March 14, 2009

FASTEST CONSECUTIVE GOALS BY OPPOSING TEAMS

- :26—Mercyhurst (Meghan Agosta), then Minn. Duluth (Laura Fridfinnson), March 15, 2008
:28—St. Lawrence (Marianna Locke), then New Hampshire (Sam Faber), March 10, 2007
1:20—Minnesota (Gigi Marvin), then Boston College (Mary Restuccia), March 14, 2009
1:51—Minn. Duluth (Elin Holmlov), then New Hampshire (Courtney Birchard), March 14, 2009
2:03—Dartmouth (Katie Weatherston), then Wisconsin (Sara Bauer), March 19, 2005
2:36—Harvard (Nicole Corriero), then Mercyhurst (Teresa Marchese), March 19, 2005 (3 ot)

WINNING MARGIN

- 7—Wisconsin (7) vs. Dartmouth (0), March 14, 2009
5—Minnesota (6) vs. Providence (1), March 18, 2005
4—Minnesota (4) vs. Princeton (0), March 18, 2006
4—St. Lawrence (6) vs. New Hampshire (2), March 10, 2007
4—Harvard (5) vs. Dartmouth (1), March 15, 2008

LARGEST MARGIN OVERCOME TO WIN

- 2—Harvard vs. Mercyhurst, March 19, 2005 [trailed 3-1, won 5-4 (3 ot)]
1—14 times, most recent: Mercyhurst vs. St. Lawrence, March 14, 2009 (trailed 1-0, won 3-1)

ASSISTS

- 11—Wisconsin vs. Dartmouth, March 14, 2009 (7 goals)

- 10—Minnesota vs. Providence, March 18, 2005 (6 goals)
9—Harvard vs. Mercyhurst, March 19, 2005 (3 ot) (5 goals)
9—Harvard vs. Dartmouth, March 15, 2008 (5 goals)
8—St. Lawrence vs. New Hampshire, March 10, 2007 (6 goals)
8—Minn. Duluth vs. Mercyhurst, March 15, 2008 (5 goals)
7—Dartmouth vs. Wisconsin, March 19, 2005 (4 goals)
7—Minn. Duluth vs. New Hampshire, March 14, 2009 (4 goals)

ASSISTS, BOTH TEAMS

- 14—Minn. Duluth (8) vs. Mercyhurst (6), March 15, 2008 (9 goals)
12—Minnesota (10) vs. Providence (2), March 18, 2005 (7 goals)
12—Dartmouth (7) vs. Wisconsin (5), March 19, 2005 (7 goals)
12—St. Lawrence (8) vs. New Hampshire (4), March 10, 2007 (8 goals)
11—Harvard (9) vs. Mercyhurst (2), March 19, 2005 (3 ot) (9 goals)
11—Wisconsin (11) vs. Dartmouth (0), March 14, 2009 (7 goals)

FEWEST ASSISTS (Excluding Shutouts)

- 0—St. Lawrence vs. Minn. Duluth, March 18, 2006 (1 goal)
0—Dartmouth vs. Harvard, March 15, 2008 (1 goal)
1—Harvard vs. New Hampshire, March 17, 2006 (1 goal)
1—Mercyhurst vs. Wisconsin, March 18, 2006 (2 ot) (1 goal)
2—Eight times, most recent: St. Lawrence vs. Mercyhurst (1 goal) and New Hampshire vs. Minn. Duluth (1 goal), March 14, 2009

FEWEST ASSISTS, BOTH TEAMS

- 0—St. Lawrence (0) vs. Minn. Duluth (0), March 18, 2006 (1 goal)
2—Wisconsin (2) vs. Harvard (0), March 10, 2007 (4 ot), (1 goal)
4—Wisconsin (3) vs. Mercyhurst (1), March 18, 2006 (2 ot) (3 goals)
5—Minn. Duluth (3) vs. St. Lawrence (2), March 18, 2005 (ot) (5 goals)
6—Minnesota (6) vs. Princeton (0), March 17, 2006 (4 goals)
6—Boston College (4) vs. Dartmouth (2), March 10, 2007 (2 ot), (2 goals)
6—Mercyhurst (4) vs. St. Lawrence (2), March 14, 2009 (4 goals)

POINTS

- 18—Wisconsin vs. Dartmouth (0), March 14, 2009 (7 goals, 11 assists)
16—Minnesota vs. Providence, March 18, 2005 (6 goals, 10 assists)
14—Harvard vs. Mercyhurst, March 19, 2005 (3 ot) (5 goals, 9 assists)
14—St. Lawrence vs. New Hampshire, March 10, 2007 (6 goals, 8 assists)
14—Harvard vs. Dartmouth, March 15, 2008 (5 goals, 9 assists)
13—Minn. Duluth vs. Mercyhurst, March 15, 2008 (5 goals, 8 assists)

POINTS, BOTH TEAMS

- 23—Minn. Duluth (5 goals, 8 assists) vs. Mercyhurst (4 goals, 6 assists), March 15, 2008
20—Harvard (5 goals, 9 assists) vs. Mercyhurst (4 goals, 2 assists) (3 ot), March 19, 2005
20—St. Lawrence (6 goals, 8 assists) vs. New Hampshire (2 goals, 4 assists), March 10, 2007
19—Minnesota (6 goals, 10 assists) vs. Providence (1 goal, 2 assists), March 18, 2005
19—Dartmouth (4 goals, 7 assists) vs. Wisconsin (3 goals, 5 assists), March 19, 2005

FEWEST POINTS (Excluding Shutouts)

- 1—St. Lawrence vs. Minn. Duluth, March 18, 2006 (1 goal, 0 assists)
1—Dartmouth vs. Harvard, March 15, 2008 (1 goal)
2—Harvard vs. New Hampshire, March 17, 2006 (1 goal, 1 assist)

- 2—Mercyhurst vs. Wisconsin, March 17, 2006 (2 ot) (1 goal, 1 assist)
3—Providence vs. Minnesota, March 18, 2005 (1 goal, 2 assists)
3—Wisconsin vs. Harvard, March 10, 2007 (4OT) (1 goal, 2 assists)
3—St. Lawrence vs. Mercyhurst, March 14, 2009 (1 goal, 2 assists)
3—New Hampshire vs. Minn. Duluth, March 14, 2009 (1 goal, 2 assists)

FEWEST POINTS, BOTH TEAMS

- 1—St. Lawrence (1 goal, 0 assists) vs. Minn. Duluth (0 goals, 0 assists), March 18, 2006
3—Wisconsin (1 goal, 2 assists) vs. Harvard (0 goals, 0 assists) (4OT), March 10, 2007
7—Wisconsin (2 goals, 3 assists) vs. Mercyhurst (1 goal, 1 assists) (2 ot), March 18, 2006
10—St. Lawrence (3 goals, 2 assists) vs. Minn. Duluth (2 goals, 3 assists) (ot), March 18, 2005
10—Minnesota (4 goals, 6 assists) vs. Princeton (0 goals, 0 assists), March 17, 2006
10—St. Lawrence (1 goal, 2 assists) vs. Mercyhurst (3 goals, 4 assists), March 14, 2009

SHOTS ON GOAL

- 83—Harvard vs. Mercyhurst, March 19, 2005 (3 ot) (5 goals)
68—Wisconsin vs. Harvard, March 10, 2007 (4 ot), (1 goal)
60—Mercyhurst vs. Harvard, March 19, 2005 (3 ot) (4 goals)
47—Dartmouth vs. Boston College, March 10, 2007 (2 ot) (2 goals)
46—Mercyhurst vs. Minn. Duluth, March 9, 2007 (ot) (2 goals)

SHOTS ON GOAL, BOTH TEAMS

- 143—Harvard (83) vs. Mercyhurst (60), March 19, 2005 (3 ot) (9 goals)
104—Wisconsin (68) vs. Harvard (36), March 10, 2007 (4 ot) (1 goal)
79—Minn. Duluth (44) vs. St. Lawrence (35), March 18, 2005 (ot) (5 goals)
78—Dartmouth (47) vs. Boston College (31), March 10, 2007 (2 ot) (5 goals)
78—Mercyhurst (46) vs. Minn. Duluth (32), March 9, 2007 (ot) (5 goals)

SHOTS ON GOAL, REGULATION PERIOD

- 22—St. Lawrence vs. Minn. Duluth, March 18, 2006 (ot) (first)
21—Harvard vs. Mercyhurst, March 19, 2005 (3 ot) (second)
20—Mercyhurst vs. St. Lawrence, March 14, 2009 (second)
17—Mercyhurst vs. Harvard, March 19, 2005 (3 ot) (first)
17—Minnesota vs. Princeton, March 17, 2006 (third)
17—Harvard vs. Dartmouth, March 15, 2008 (first)

SHOTS ON GOAL, REGULATION PERIOD, BOTH TEAMS

- 32—Mercyhurst (17) vs. Harvard (15), March 19, 2005 (3 ot) (first)
31—Minnesota (17) vs. Boston College (14), March 14, 2009 (second)
28—St. Lawrence (16) vs. Minn. Duluth (12), March 18, 2005 (ot) (third)
28—St. Lawrence (22) vs. Minn. Duluth (6), March 18, 2006 (first)
27—Harvard (21) vs. Mercyhurst (6), March 19, 2005 (second)
27—Dartmouth (15) vs. Harvard (12), March 15, 2008 (third)

FEWEST SHOTS ON GOAL

- 13—St. Lawrence vs. Mercyhurst, March 14, 2009 (1 goal)
15—Providence vs. Minnesota, March 18, 2005 (1 goal)
16—Harvard vs. New Hampshire, March 17, 2006 (1 goal)
21—St. Lawrence vs. New Hampshire, March 10, 2007 (6 goals)
22—St. Lawrence vs. New Hampshire, March 15, 2008 (ot) (2 goals)

FEWEST SHOTS ON GOAL, BOTH TEAMS

- 47—Minn. Duluth (25) vs. New Hampshire (22), March 14, 2009 (5 goals)
49—New Hampshire (28) vs. St. Lawrence (21), March 10, 2007 (8 goals)

- 49—Wisconsin (26) vs. Minnesota (23), March 15, 2008 (ot) (5 goals)
 54—Minnesota (39) vs. Providence (15), March 18, 2005 (7 goals)
 54—New Hampshire (38) vs. Harvard (16), March 17, 2006 (4 goals)

FEWEST SHOTS ON GOAL, REGULATION PERIOD

- 2—St. Lawrence vs. New Hampshire, March 10, 2007 (third)
 3—Providence vs. Minnesota, March 18, 2005 (second)
 3—Providence vs. Minnesota, March 18, 2005 (third)
 4—Minnesota vs. Boston College, March 14, 2009 (third)
 4—New Hampshire vs. Minn. Duluth, March 14, 2009 (first)
 4—St. Lawrence vs. Mercyhurst, March 14, 2009 (first)
 4—St. Lawrence vs. Mercyhurst, March 14, 2009 (second)

FEWEST SHOTS ON GOAL, REGULATION PERIOD, BOTH TEAMS

- 11—Minnesota (4) vs. Boston College (7), March 14, 2009 (third)
 12—Wisconsin (7) vs. Mercyhurst (5), March 18, 2006 (2 ot) (third)
 12—Minnesota (9) vs. Providence (3), March 18, 2005 (second)
 12—New Hampshire (10) vs. St. Lawrence (2), March 10, 2007 (third)
 13—Wisconsin (10) vs. Harvard (3), March 10, 2007 (first)
 13—Minn. Duluth (9) vs. New Hampshire (4), March 14, 2009 (first)

PENALTIES

- 15—Princeton vs. Minnesota, March 17, 2006
 13—Minnesota vs. Princeton, March 17, 2006
 12—Mercyhurst vs. Harvard, March 19, 2005 (3 ot)
 10—Mercyhurst vs. Wisconsin, March 18, 2006 (2 ot)
 10—Minn. Duluth vs. St. Lawrence, March 18, 2006
 10—Boston College vs. Dartmouth (2 ot), March 10, 2007

PENALTIES, BOTH TEAMS

- 28—Princeton (15) vs. Minnesota (13), March 17, 2006
 19—Mercyhurst (12) vs. Harvard (7), March 19, 2005 (3 ot)
 17—Minn. Duluth (10) vs. St. Lawrence (7), March 18, 2006
 15—Mercyhurst (10) vs. Wisconsin (5), March 18, 2006 (2 ot)
 14—Boston College (10) vs. Dartmouth (4), March 10, 2007 (2 ot)
 14—Minn. Duluth (5) vs. New Hampshire (9), March 14, 2009

FEWEST PENALTIES

- 2—Wisconsin vs. Harvard, March 10, 2007 (4 ot)
 2—St. Lawrence vs. Wisconsin, March 15, 2008 (ot)
 2—Wisconsin vs. Minnesota, March 15, 2008 (ot)
 2—Minnesota vs. Wisconsin, March 15, 2008 (ot)
 3—Harvard vs. New Hampshire, March 17, 2006
 3—New Hampshire vs. St. Lawrence, March 10, 2007
 3—Wisconsin vs. St. Lawrence, March 15, 2008 (ot)
 3—Mercyhurst vs. St. Lawrence, March 14, 2009
 4—Minn. Duluth vs. St. Lawrence, March 18, 2005 (ot)
 4—New Hampshire vs. Harvard, March 17, 2006
 4—Mercyhurst vs. Minn. Duluth, March 9, 2007 (ot)
 4—Minn. Duluth vs. Mercyhurst, March 9, 2007 (ot)
 4—St. Lawrence vs. New Hampshire, March 10, 2007
 4—Dartmouth vs. Boston College, March 10, 2007 (2 ot)

FEWEST PENALTIES, BOTH TEAMS

- 4—Wisconsin (2) vs. Minnesota (2), March 15, 2008 (ot)
 5—New Hampshire (3) vs. St. Lawrence (2), March 15, 2008 (ot)
 7—New Hampshire (4) vs. Harvard (3), March 17, 2006
 7—Minn. Duluth (4) vs. New Hampshire (3), March 10, 2007
 7—Harvard (5) vs. Wisconsin (2), March 10, 2007 (4 ot)
 8—Mercyhurst (4) vs. Minn. Duluth (4), March 9, 2007 (ot)
 8—Mercyhurst (3) vs. St. Lawrence (5), March 14, 2009

LONGEST GAME

- 127:09—Wisconsin (1) vs. Harvard (0), March 10, 2007 (4 ot)
 112:28—Harvard (5) vs. Mercyhurst (4), March 19, 2005 (3 ot)
 90:10—Wisconsin (2) vs. Mercyhurst (1), March 18, 2006 (2 ot)

- 84:20—Boston College (3) vs. Dartmouth (2), March 10, 2007 (2 ot)
 66:11—St. Lawrence (3) vs. Minn. Duluth (2), March 18, 2005 (ot)

Tournament Facts

TOURNAMENT APPEARANCES

- 8—Minn. Duluth, 2001-02-03-05-06-07-08-09
 7—Dartmouth, 2001-03-04-05-07-08-09
 7—Harvard, 2001-03-04-05-06-07-08
 7—Minnesota, 2002-03-04-05-06-08-09
 7—St. Lawrence, 2001-04-05-06-07-08-09
 5—Mercyhurst, 2005-06-07-08-09
 5—Wisconsin, 2005-06-07-08-09
 4—New Hampshire, 2006-07-08-09

CONSECUTIVE TOURNAMENT APPEARANCES

- 6—Harvard, 2003-08
 6—St. Lawrence, 2004-09
 5—Minnesota, 2002-06
 5—Minn. Duluth, 2005-09
 5—Wisconsin, 2005-09
 4—New Hampshire, 2006-09
 3—Minn. Duluth, 2001-03
 3—Dartmouth, 2003-05

TOURNAMENT WINS

- 12—Minn. Duluth, 2001-09
 11—Wisconsin, 2005-09
 8—Minnesota, 2002-09
 6—Harvard, 2001-08
 6—St. Lawrence, 2001-09

NCAA CHAMPIONSHIPS

- 4—Minn. Duluth, 2001-02-03-08
 3—Wisconsin, 2006-07-09
 2—Minnesota, 2004-06

Tournament Records

The following records include game, year and career marks set during the National Collegiate Women's Ice Hockey Championship, which consists of four quarterfinal contests (starting in 2005), the two national semifinal games, the national third-place game (2001-05) and the national championship game. A quarterfinal game is indicated by (QF), a national semifinal game by (NSF), a national third-place game by (N3d) and a national championship game by (CH).

Individual, Game

GOALS

- 4—Nicole Corriero, Harvard vs. Mercyhurst, QF, March 19, 2005 (3 ot)
 4—Bobbi Ross, Minnesota vs. New Hampshire, NSF, March 24, 2006
 3—Maria Rooth, Minn. Duluth vs. Harvard, NSF, March 23, 2001
 3—Natalie Darwitz, Minnesota vs. Harvard, CH, March 28, 2004
 3—Krissey Wendell, Minnesota vs. Dartmouth, NSF, March 26, 2004
 3—Sarah Vaillancourt, Harvard vs. St. Lawrence, NSF, March 25, 2005
 3—Rebecca Russell, St. Lawrence vs. Dartmouth, N3d, March 27, 2005
 3—Angie Keseley, Wisconsin vs. Dartmouth, QF, March 14, 2009

FASTEST GAME-OPENING GOAL

- :13—Natalie Darwitz, Minnesota vs. Dartmouth, NSF, March 25, 2005
 :22—Meghan Agosta, Mercyhurst vs. Minn. Duluth, QF, March 15, 2008
 :46—Bobbi Ross, Minnesota vs. New Hampshire, NSF, March 24, 2006

- :46—Gigi Marvin, Minnesota vs. Boston College, QF, March 14, 2009

- 1:00—Tammy Shewchuk, Harvard vs. Dartmouth, N3d, March 25, 2001

- 1:11—Meghan Fardelmann, Boston College vs. Dartmouth, QF, March 10, 2007 (2 OT)

FASTEST GOAL, START OF PERIOD

- :09—Natalie Darwitz, Minnesota vs. Harvard, CH, March 28, 2004 (third)
 :10—Whitney Graft, Minnesota vs. Princeton, QF, March 17, 2006 (third)
 :13—Natalie Darwitz, Minnesota vs. Dartmouth, NSF, March 25, 2005 (first)
 :14—Hilary Knight, Wisconsin vs. Minnesota, March 15, 2008 (third)
 :21—Jennifer Botterill, Harvard vs. Minn. Duluth, CH, March 23, 2003 (2 ot) (second)

FASTEST CONSECUTIVE GOALS

- 1:59—Natalie Darwitz, Minnesota vs. Dartmouth, NSF, March 25, 2005
 2:29—Gigi Marvin, Minnesota vs. Boston College, QF, March 14, 2009
 2:37—Hilary Knight, Wisconsin vs. Dartmouth, QF, March 14, 2009
 4:07—Kelly Stephens, Minnesota vs. Dartmouth, NSF, March 26, 2004
 4:44—Nicole Corriero, Harvard vs. Mercyhurst, QF, March 19, 2005 (3 ot)

FASTEST HAT TRICK

- 12:07—Nicole Corriero, Harvard vs. Mercyhurst, QF, March 19, 2005 (3 ot)
 16:07—Maria Rooth, Minn. Duluth vs. Harvard, NSF, March 23, 2001
 22:53—Krissey Wendell, Minnesota vs. Dartmouth, NSF, March 26, 2004
 26:45—Sarah Vaillancourt, Harvard vs. St. Lawrence, NSF, March 25, 2005
 28:08—Natalie Darwitz, Minnesota vs. Harvard, CH, March 28, 2004

ASSISTS

- 4—Haley Irwin, Minn. Duluth vs. Mercyhurst, QF, March 15, 2008
 4—Hilary Knight, Wisconsin vs. Dartmouth, QF, March 14, 2009
 3—16 times, most recent: Erika Lawler, Wisconsin vs. Mercyhurst, CH, March 22, 2009

POINTS

- 6—Hilary Knight, Wisconsin vs. Dartmouth, QF, March 14, 2009
 5—Nicole Corriero, Harvard vs. Mercyhurst, QF, March 19, 2005 (3 ot)
 5—Natalie Darwitz, Minnesota vs. Dartmouth, NSF, March 25, 2005
 5—Rebecca Russell, St. Lawrence vs. Dartmouth, N3d, March 27, 2005
 5—Angie Keseley, Wisconsin vs. Dartmouth, QF, March 14, 2009
 4—16 times, most recent: Gigi Marvin, Minnesota vs. Mercyhurst, NSF, March 20, 2009; Hilary Knight, Wisconsin vs. Minn. Duluth, NSF, March 20, 2009

PENALTIES

- 6—Dina McCumber, Princeton vs. Minnesota, QF, March 17, 2006
 5—Angela Ruggiero, Harvard vs. Minn. Duluth, CH, March 23, 2003 (2 ot)
 4—Nora Tallus, Minn. Duluth vs. Harvard, CH, March 23, 2003 (2 ot)
 4—Marykate Oakley, Princeton vs. Minnesota, QF, March 17, 2006
 4—Sam Faber, New Hampshire vs. Minn. Duluth, QF, March 14, 2009
 3—Lindsay Weaver, Harvard vs. Minnesota, CH, March 28, 2004
 3—Teresa Marchese, Mercyhurst vs. Harvard, QF, March 19, 2005 (3 ot)
 3—Krista Johnson, Minnesota vs. Princeton, QF, March 17, 2006
 3—Allie Sanchez, Minnesota vs. Princeton, QF, March 17, 2006
 3—Juliane Jubinville, Minn. Duluth vs. St. Lawrence, QF, March 18, 2006
 3—Abbie Bullard, St. Lawrence vs. Minn. Duluth, QF, March 18, 2006
 3—Leah Craig, New Hampshire vs. Minnesota, NSF, March 24, 2006

- 3—Elin Holmlov, Minn. Duluth vs. Wisconsin, NSF, March 20, 2009
 3—Anne Schleper, Minnesota vs. Mercyhurst, NSF, March 20, 2009

SAVES

- 78—Desirae Clark, Mercyhurst vs. Harvard, QF, March 19, 2005 (3 ot)
 67—Brittany Martin, Harvard vs. Wisconsin, QF, March 10, 2007 (4 ot)
 56—Ali Boe, Harvard vs. Mercyhurst, QF, March 19, 2005 (3 ot)
 47—Molly Schaus, Boston College vs. Minn. Duluth, NSF, March 16, 2006 (2 ot)
 46—Amy Ferguson, Dartmouth vs. Minn. Duluth, NSF, March 21, 2003

SAVES, PERIOD

- 22—Riitta Schaublin, Minn. Duluth vs. St. Lawrence, QF, March 18, 2006 (first)

SHUTOUTS

- Brittany Chartier, Minnesota vs. Princeton, QF, March 17, 2006
 Jessica Moffat, St. Lawrence vs. Minn. Duluth, QF, March 18, 2006
 Jessie Vetter, Wisconsin vs. St. Lawrence, NSF, March 24, 2006
 Jessie Vetter, Wisconsin vs. Minnesota, CH, March 26, 2006
 Jessie Vetter, Wisconsin vs. Harvard, QF, March 10, 2007 (4 ot)
 Jessie Vetter, Wisconsin vs. St. Lawrence, NSF, March 16, 2007
 Kim Martin, Minn. Duluth vs. Wisconsin, CH, March 22, 2008
 Jessie Vetter, Wisconsin vs. Dartmouth, QF, March 14, 2009
 Jessie Vetter, Wisconsin vs. Mercyhurst, CH, March 22, 2009

Individual, Year

GOALS

- 5—Nicole Corriero, Harvard, 2005
 5—Hilary Knight, Wisconsin, 2009
 4—Nine times, most recent: Gigi Marvin, Minnesota, 2009; Angie Keseley, Wisconsin, 2009

ASSISTS

- 9—Natalie Darwitz, Minnesota, 2005
 7—Julie Chu, Harvard, 2005
 5—Hilary Knight, Wisconsin, 2009
 6—Krissy Wendell, Minnesota, 2005
 6—Sara Bauer, Wisconsin, 2007
 5—Haley Irwin, Minn. Duluth, 2008
 5—Meghan Duggan, Wisconsin, 2009
 5—Erika Lawler, Wisconsin, 2009
 4—Krissy Wendell, Minnesota, 2004
 4—Kelly Stephens, Minnesota, 2005
 4—Noemie Marin, Minn. Duluth, 2007
 4—Heidi Pelttari, Minn. Duluth, 2008

POINTS

- 12—Natalie Darwitz, Minnesota, 2005
 12—Hilary Knight, Wisconsin, 2009
 9—Krissy Wendell, Minnesota, 2005
 8—Krissy Wendell, Minnesota, 2004
 8—Julie Chu, Harvard, 2005
 8—Nicole Corriero, Harvard, 2005
 8—Angie Keseley, Wisconsin, 2009
 8—Erika Lawler, Wisconsin, 2009

PENALTIES

- 6—Dina McCumber, Princeton, 2006
 5—Angela Ruggiero, Harvard, 2003
 5—Nora Tallus, Minn. Duluth, 2003
 5—Laurie Ross, St. Lawrence, 2005
 4—Gillian Apps, Dartmouth, 2003
 4—Lindsay Weaver, Harvard, 2004
 4—Marykate Oakley, Princeton, 2006
 4—Sam Faber, New Hampshire, 2009
 4—Cassia Schols, Mercyhurst, 2009

SAVES

- 97—Jessie Vetter, Wisconsin, 2009
 95—Jessie Vetter, Wisconsin, 2006
 94—Kim Martin, Minn. Duluth, 2008
 92—Ali Boe, Harvard, 2005
 92—Molly Schaus, Boston College, 2007

SAVE PERCENTAGE

(Min. two games)

- .990—Jessie Vetter, Wisconsin, 2006 (1 goal allowed, 95 saves)
 .990—Jessie Vetter, Wisconsin, 2009 (1 goal allowed, 97 saves)
 .986—Jessie Vetter, Wisconsin, 2007 (1 goal allowed, 75 saves)
 .980—Jessica Moffat, St. Lawrence, 2006 (1 goal allowed, 48 saves)
 .951—Rachel Barrie, St. Lawrence, 2004 (3 goals allowed, 58 saves)

GOALS-AGAINST AVERAGE

(Min. 110 minutes and two games)

- 0.24—Jessie Vetter, Wisconsin, 2007 (1 goal allowed)
 0.29—Jessie Vetter, Wisconsin, 2006 (1 goal allowed)
 0.33—Jessie Vetter, Wisconsin, 2009 (1 goal allowed)
 0.51—Jessica Moffat, St. Lawrence, 2006 (1 goal allowed)
 1.50—Rachel Barrie, St. Lawrence, 2004 (3 goals allowed)
 1.51—Jody Horak, Minnesota, 2004 (3 goals allowed)

Team, Game

GOALS

- 7—Minnesota vs. Dartmouth (2), NSF, March 25, 2005
 7—Wisconsin vs. Dartmouth (0), QF, March 14, 2009
 6—Minn. Duluth vs. Harvard (3), NSF, March 23, 2001
 6—Harvard vs. Minnesota (1), NSF, March 21, 2003
 6—Minnesota vs. Harvard (2), CH, March 28, 2004
 6—Minnesota vs. Princeton (1), QF, March 18, 2005
 6—St. Lawrence vs. New Hampshire (2), QF, March 10, 2007

GOALS, BOTH TEAMS

- 9—Minn. Duluth (6) vs. Harvard (3), NSF, March 23, 2001
 9—Harvard (5) vs. Mercyhurst (4), QF, March 19, 2005 (3 ot)
 9—Minnesota (7) vs. Dartmouth (2), NSF, March 25, 2005
 9—Minnesota (5) vs. New Hampshire (4), NSF, March 24, 2006
 9—Minn. Duluth (5) vs. Mercyhurst (4), QF, March 15, 2008
 9—Mercyhurst (5) vs. Minnesota (4), NSF, March 20, 2009
 8—Minnesota (6) vs. Harvard (2), CH, March 28, 2004
 8—St. Lawrence (6) vs. New Hampshire (2), QF, March 9, 2007

GOALS, PERIOD

- 5—Minn. Duluth vs. Harvard, NSF, March 23, 2001 (third)
 5—Minnesota vs. Dartmouth, NSF, March 25, 2005 (first)
 4—Minnesota vs. Dartmouth, NSF, March 26, 2004 (third)
 4—Minnesota vs. Harvard, CH, March 28, 2004 (third)
 4—Minn. Duluth vs. New Hampshire, QF, March 14, 2009 (third)
 4—Minnesota vs. Boston College, QF, March 14, 2009 (first)
 3—17 times, most recent: Wisconsin vs. Mercyhurst, CH, March 22, 2009 (second)

GOALS, PERIOD, BOTH TEAMS

- 7—Minn. Duluth (5) vs. Harvard (2), NSF, March 23, 2001 (third)
 7—Minnesota (5) vs. Dartmouth (2), NSF, March 25, 2005 (first)
 5—Minn. Duluth (3) vs. Dartmouth (2), NSF, March 21, 2003 (second)
 5—Wisconsin (3) vs. Dartmouth (2), QF, March 19, 2005 (first)
 5—Minn. Duluth (3) vs. Mercyhurst (2), QF, March 15, 2008 (third)
 5—Minn. Duluth (4) vs. New Hampshire (1), QF, March 14, 2009 (third)
 5—Minnesota (4) vs. Boston College (1), QF, March 14, 2009 (first)
 4—Harvard (3) vs. Minn. Duluth (1), CH, March 23, 2003 (2 ot) (second)
 4—Minnesota (4) vs. Dartmouth (0), NSF, March 26, 2004 (third)
 4—Minnesota (4) vs. Harvard (0), CH, March 28, 2004 (third)
 4—Mercyhurst (3) vs. Harvard (1), QF, March 19, 2005 (first)
 4—Minnesota (2) vs. Harvard (2), CH, March 27, 2005 (second)
 4—Minnesota (2) vs. New Hampshire (2), NSF, March 24, 2006 (first)

- 4—St. Lawrence (3) vs. New Hampshire (1), QF, March 10, 2007 (first)
 4—Wisconsin (3) vs. Minn. Duluth (1), CH, March 18, 2007 (second)
 4—Mercyhurst (3) vs. Minnesota (1), NSF, March 20, 2009 (first)

GOALS, LOSING TEAM

- 4—Mercyhurst vs. Harvard (5), QF, March 19, 2005 (3 ot)
 4—New Hampshire vs. Minnesota (5), NSF, March 24, 2006
 4—Mercyhurst vs. Minn. Duluth (5), QF, March 15, 2008
 4—Minnesota vs. Mercyhurst (5), NSF, March 20, 2009
 3—Harvard vs. Minn. Duluth (6), NSF, March 23, 2001
 3—Harvard vs. Minn. Duluth (4), CH, March 23, 2003 (2 ot)
 3—Wisconsin vs. Dartmouth (4), QF, March 19, 2005
 3—Harvard vs. Minnesota (4), CH, March 27, 2005
 3—Boston College vs. Minn. Duluth (4), NSF, March 16, 2007 (2 ot)
 3—Boston College vs. Minnesota (4), QF, March 14, 2009

FEWEST GOALS

- 0—Princeton vs. Minnesota (4), QF, March 17, 2006
 0—Minn. Duluth vs. St. Lawrence (1), QF, March 18, 2006
 0—St. Lawrence vs. Wisconsin (1), NSF, March 24, 2006
 0—Minnesota vs. Wisconsin (3), CH, March 26, 2006
 0—Harvard vs. Wisconsin (1), QF, March 10, 2007 (4 ot)
 0—St. Lawrence vs. Wisconsin (4), NSF, March 16, 2007
 0—Wisconsin vs. Minn. Duluth (4), CH, March 22, 2008
 0—Dartmouth vs. Wisconsin (7), QF, March 14, 2009
 0—Mercyhurst vs. Wisconsin (5), CH, March 22, 2009

FEWEST GOALS, BOTH TEAMS

- 1—St. Lawrence (1) vs. Minn. Duluth (0), QF, March 18, 2006
 1—Wisconsin (1) vs. St. Lawrence (0), NSF, March 24, 2006
 1—Wisconsin (1) vs. Harvard (0), QF, March 10, 2007 (4 ot)
 3—Minnesota (1) vs. Brown (2), NSF, March 22, 2002
 3—St. Lawrence (1) vs. Harvard (2), NSF, March 26, 2004
 3—Dartmouth (1) vs. St. Lawrence (2), N3d, March 28, 2004
 3—Wisconsin (2) vs. Mercyhurst (1), QF, March 18, 2006 (2 ot)
 3—Wisconsin (3) vs. Minnesota (0), CH, March 26, 2006

FASTEST CONSECUTIVE GOALS

- :23—Harvard (Julie Chu and Lauren McAuliffe) vs. Minnesota, NSF, March 21, 2003
 :23—Harvard (Jennifer Botterill and Lauren McAuliffe) vs. Minn. Duluth, CH, March 23, 2003 (2 ot)
 :30—Wisconsin (Jinelle Zaugg and Grace Hutchings) vs. Minnesota, CH, March 26, 2006
 :32—Minnesota (Natalie Darwitz and Kelly Stephens) vs. Harvard, CH, March 28, 2004
 :33—Wisconsin (Meghan Duggan and Jinelle Zaugg) vs. St. Lawrence, NSF, March 16, 2007

FASTEST CONSECUTIVE GOALS BY OPPOSING TEAMS

- :10—Minn. Duluth (Emmanuelle Blais), then Wisconsin (Jasmine Giles), CH, March 18, 2007
 :26—Mercyhurst (Meghan Agosta), then Minn. Duluth (Laura Fridfinnson), QF, March 15, 2008
 :28—St. Lawrence (Marianna Locke), then New Hampshire (Sam Faber), QF, March 10, 2007
 :44—Dartmouth (Kristina Guarino), then Harvard (Kalen Ingram), N3d, March 25, 2001
 :51—Minnesota (Kelly Stephens), then Brown (Kim Insalaco), NSF, March 22, 2002
 :51—Niagara (Jennifer Goulet), then Minnesota (La Toya Clarke), N3d, March 24, 2002 (ot)

WINNING MARGIN

- 7—Wisconsin (7) vs. Dartmouth (0), QF, March 14, 2009
 5—Harvard (6) vs. Minnesota (1), NSF, March 21, 2003
 5—Minnesota (6) vs. Providence (1), QF, March 18, 2005
 5—Minnesota (7) vs. Dartmouth (2), NSF, March 25, 2005
 5—Wisconsin (5) vs. Mercyhurst (0), CH, March 22, 2009
 4—Minnesota (5) vs. Dartmouth (1), NSF, March 26, 2004
 4—Minnesota (6) vs. Harvard (2), CH, March 28, 2004
 4—St. Lawrence (5) vs. Dartmouth (1), N3d, March 27, 2005
 4—Minnesota (4) vs. Princeton (0), QF, March 18, 2006
 4—St. Lawrence (6) vs. New Hampshire (2), QF, March 10, 2007
 4—Wisconsin (4) vs. St. Lawrence (0), NSF, March 16, 2007
 4—Minn. Duluth (4) vs. Wisconsin (0), CH, March 22, 2008

4—Wisconsin (5) vs. Minn. Duluth (1), NSF, March 20, 2009

LARGEST MARGIN OVERCOME TO WIN

2—Harvard vs. Mercyhurst, QF, March 19, 2005 [trailed 2-0, won 5-4 (3 ot)]
1—25 times, most recent: Mercyhurst vs. Minnesota, NSF, March 20, 2009 (trailed 1-0, won 5-4)

ASSISTS

11—Wisconsin vs. Dartmouth, QF, March 14, 2009 (7 goals)
10—Minnesota vs. Providence, QF, March 18, 2005 (6 goals)
10—Minnesota vs. Dartmouth, NSF, March 25, 2005 (7 goals)
9—Minn. Duluth vs. Harvard, NSF, March 23, 2001 (6 goals)
9—Harvard vs. Mercyhurst, QF, March 19, 2005 (3 ot) (5 goals)
9—Harvard vs. Dartmouth, QF, March 15, 2008 (5 goals)
9—Wisconsin vs. Mercyhurst, CH, March 22, 2009 (5 goals)
8—Minn. Duluth vs. Dartmouth, NSF, March 21, 2003 (5 goals)
8—Minnesota vs. Harvard, CH, March 28, 2004 (6 goals)
8—Harvard vs. St. Lawrence, NSF, March 25, 2005 (4 goals)
8—St. Lawrence vs. New Hampshire, QF, March 10, 2007 (6 goals)
8—Minn. Duluth vs. Boston College, NSF, March 16, 2007 (2 ot) (4 goals)
8—Minn. Duluth vs. Mercyhurst, QF, March 15, 2008 (5 goals)

ASSISTS, BOTH TEAMS

14—Minn. Duluth (8) vs. Mercyhurst (6), QF, March 15, 2008 (9 goals)
13—Minn. Duluth (9) vs. Harvard (4), NSF, March 23, 2001 (9 goals)
12—Minnesota (10) vs. Providence (2), QF, March 18, 2005 (7 goals)
12—Dartmouth (7) vs. Wisconsin (5), QF, March 19, 2005 (7 goals)
12—St. Lawrence (8) vs. New Hampshire (4), QF, March 10, 2007 (8 goals)
12—Minn. Duluth (8) vs. Boston College (4), NSF, March 16, 2007 (2 ot), (7 goals)

FEWEST ASSISTS

(Excluding Shutouts)

0—St. Lawrence vs. Minn. Duluth, QF, March 18, 2006 (1 goal)
0—Dartmouth vs. Harvard, QF, March 15, 2008 (1 goal)
1—Dartmouth vs. St. Lawrence, NSF, March 23, 2001 (1 goal)
1—Minnesota vs. Brown, NSF, March 22, 2002 (1 goal)
1—Niagara vs. Minn. Duluth, NSF, March 22, 2002 (2 goals)
1—Dartmouth vs. Minn. Duluth, NSF, March 21, 2003 (2 goals)
1—Dartmouth vs. St. Lawrence, N3d, March 28, 2004 (1 goal)
1—Dartmouth vs. Minnesota, NSF, March 25, 2005 (2 goals)
1—Dartmouth vs. St. Lawrence, N3d, March 27, 2005 (1 goal)
1—Harvard vs. New Hampshire, QF, March 17, 2006 (1 goal)
1—Mercyhurst vs. Wisconsin, QF, March 18, 2006 (2 ot) (1 goal)
1—Minn. Duluth vs. Wisconsin, NSF, March 20, 2009 (1 goal)

FEWEST ASSISTS, BOTH TEAMS

0—St. Lawrence (0) vs. Minn. Duluth (0), QF, March 18, 2006 (1 goal)
2—Wisconsin (2) vs. Harvard (0), QF, March 10, 2007 (4 ot) (1 goal)
3—St. Lawrence (2) vs. Dartmouth (1), N3d, March 28, 2004 (3 goals)
4—Harvard (2) vs. St. Lawrence (2), NSF, March 26, 2004 (3 goals)
4—Wisconsin (3) vs. Mercyhurst (1), QF, March 18, 2006 (2 ot) (3 goals)

POINTS

18—Wisconsin (7 goals, 11 assists) vs. Dartmouth, QF, March 14, 2009

POINTS, BOTH TEAMS

23—Minn. Duluth (5 goals, 8 assists) vs. Mercyhurst (4 goals, 6 assists), QF, March 15, 2008
22—Minn. Duluth (6 goals, 9 assists) vs. Harvard (3 goals, 4 assists), NSF, March 23, 2001

SHOTS ON GOAL

83—Harvard vs. Mercyhurst, QF, March 19, 2005 (3 ot) (5 goals)
68—Wisconsin vs. Harvard, QF, March 10, 2007 (4 ot) (1 goal)
60—Mercyhurst vs. Harvard, QF, March 19, 2005 (3 ot) (4 goals)
51—Minn. Duluth vs. Dartmouth, NSF, March 21, 2003 (5 goals)
51—Minn. Duluth vs. Boston College, NSF, March 16, 2007 (2 ot) (4 goals)

SHOTS ON GOAL, BOTH TEAMS

143—Harvard (83) vs. Mercyhurst (60), QF, March 19, 2005 (3 ot) (5 goals)
104—Wisconsin (68) vs. Harvard (36), QF, March 10, 2007 (4 ot), (1 goal)
85—Harvard (44) vs. Minn. Duluth (41), CH, March 23, 2003 (2 ot) (7 goals)
83—Minn. Duluth (51) vs. Boston College (32), NSF, March 16, 2007 (2 ot) (7 goals)
81—Minn. Duluth (51) vs. Dartmouth (30), NSF, March 21, 2003 (7 goals)

SHOTS ON GOAL, REGULATION PERIOD

22—St. Lawrence vs. Minn. Duluth, QF, March 18, 2006 (first)
21—Harvard vs. Mercyhurst, QF, March 19, 2005 (3 ot) (second)
20—Mercyhurst vs. St. Lawrence, QF, March 14, 2009 (second)
19—Harvard vs. St. Lawrence, NSF, March 25, 2005 (third)
18—Minn. Duluth vs. Niagara, NSF, March 22, 2002 (second)
18—Minn. Duluth vs. Dartmouth, NSF, March 21, 2003 (first)
18—Minn. Duluth vs. Dartmouth, NSF, March 21, 2003 (second)
18—Mercyhurst vs. Wisconsin, CH, March 22, 2009 (third)

SHOTS ON GOAL, REGULATION PERIOD, BOTH TEAMS

32—Mercyhurst (17) vs. Harvard (15), QF, March 19, 2005 (3 ot) (first)
31—Minn. Duluth (18) vs. Dartmouth (13), NSF, March 21, 2003 (second)
31—Minnesota (17) vs. Boston College (14), QF, March 14, 2009 (second)
29—Minn. Duluth (18) vs. Niagara (11), NSF, March 22, 2002 (second)
29—Minn. Duluth (18) vs. Dartmouth (11), NSF, March 23, 2003 (first)
28—Minnesota (16) vs. Dartmouth (12), N3d, March 23, 2003 (third)
28—Minnesota (16) vs. Harvard (12), CH, March 28, 2004 (second)
28—St. Lawrence (16) vs. Minn. Duluth (12), QF, March 18, 2005 (ot) (third)
28—St. Lawrence (22) vs. Minn. Duluth (6), QF, March 18, 2006 (first)
28—St. Lawrence (16) vs. Minn. Duluth (12), QF, March 18, 2006 (third)

FEWEST SHOTS ON GOAL

10—Dartmouth vs. Minnesota, NSF, March 25, 2005
13—St. Lawrence vs. Mercyhurst, QF, March 14, 2009
15—Providence vs. Minnesota, QF, March 18, 2005
15—Minn. Duluth vs. New Hampshire, NSF, March 20, 2008
16—Harvard vs. New Hampshire, QF, March 17, 2006

FEWEST SHOTS ON GOAL, BOTH TEAMS

34—Dartmouth (10) vs. Minnesota (24), NSF, March 25, 2005 (9 goals)
42—Wisconsin (24) vs. Minn. Duluth (18), CH, March 18, 2007 (5 goals)
46—Dartmouth (23) vs. St. Lawrence (23), N3d, March 28, 2004 (3 goals)
46—Wisconsin (24) vs. St. Lawrence (22), NSF, March 16, 2007 (4 goals)
47—Minn. Duluth (25) vs. New Hampshire (22), QF, March 14, 2009 (5 goals)

FEWEST SHOTS ON GOAL, REGULATION PERIOD

0—Dartmouth vs. Minnesota, NSF, March 25, 2005 (third)
0—Minn. Duluth, NSF, March 20, 2008 (second)
1—St. Lawrence vs. Dartmouth, NSF, March 23, 2001 (third)
2—St. Lawrence vs. Minn. Duluth, CH, March 25, 2001 (second)
2—Dartmouth vs. Minnesota, NSF, March 26, 2004 (third)
2—St. Lawrence vs. New Hampshire, QF, March 10, 2007 (third)

FEWEST SHOTS ON GOAL, REGULATION PERIOD, BOTH TEAMS

6—Dartmouth (3) vs. Minnesota (3), NSF, March 25, 2005 (second)
8—Wisconsin (4) vs. Minn. Duluth (4), CH, March 18, 2007 (third)
9—Minnesota (9) vs. Dartmouth (0), NSF, March 25, 2005 (second)
9—Harvard (5) vs. Minnesota (4), CH, March 27, 2005 (third)
10—Harvard (5) vs. Minn. Duluth (5), CH, March 23, 2003 (2 ot) (first)

PENALTIES

15—Princeton vs. Minnesota, QF, March 17, 2006
13—Minnesota vs. Princeton, QF, March 17, 2006
12—Mercyhurst vs. Harvard, QF, March 19, 2005 (3 ot)
12—Harvard vs. St. Lawrence, NSF, March 25, 2005
11—Minn. Duluth vs. Wisconsin, CH, March 22, 2008
10—St. Lawrence vs. Harvard, NSF, March 25, 2005
10—Minn. Duluth vs. St. Lawrence, QF, March 18, 2006
10—Boston College vs. Dartmouth, QF, March 10, 2007 (2 ot)

PENALTIES, BOTH TEAMS

28—Princeton (15) vs. Minnesota (13), QF, March 17, 2006
22—Harvard (12) vs. St. Lawrence (10), NSF, March 25, 2005
19—Mercyhurst (12) vs. Harvard (7), QF, March 19, 2005 (3 ot)
18—Minn. Duluth (11) vs. Wisconsin (7), CH, March 22, 2008
17—Minn. Duluth (9) vs. New Hampshire (8), NSF, March 20, 2008
16—Harvard (8) vs. Minn. Duluth (8), CH, March 23, 2003 (2 ot)
16—Mercyhurst (8) vs. Minnesota (8), NSF, March 20, 2009

FEWEST PENALTIES

1—Minn. Duluth vs. Harvard, NSF, March 23, 2001
1—Minnesota vs. Niagara, N3d, March 24, 2002 (ot)
1—St. Lawrence vs. Wisconsin, NSF, March 16, 2007
2—Harvard vs. Minn. Duluth, NSF, March 23, 2001
2—Dartmouth vs. Minnesota, NSF, March 26, 2004
2—Minnesota vs. Dartmouth, NSF, March 26, 2004
2—St. Lawrence vs. Wisconsin, NSF, March 24, 2006
2—Wisconsin vs. Harvard, QF, March 10, 2007 (4 ot)
2—Minn. Duluth vs. Boston College, NSF, March 16, 2007 (2 ot)
2—St. Lawrence vs. Wisconsin, QF, March 15, 2008 (ot)
2—Wisconsin vs. Minnesota, QF, March 15, 2008 (ot)
2—Minnesota vs. Wisconsin, QF, March 15, 2008 (ot)
2—Harvard vs. Wisconsin, NSF, March 20, 2008

FEWEST PENALTIES, BOTH TEAMS

3—Harvard (2) vs. Minn. Duluth (1), NSF, March 23, 2001
4—Niagara (3) vs. Minnesota (1), N3d, March 24, 2002 (ot)
4—Dartmouth (2) vs. Minnesota (2), NSF, March 26, 2004
4—Wisconsin (2) vs. Minnesota (2), QF, March 15, 2008 (ot)
5—New Hampshire (3) vs. St. Lawrence (2), QF, March 15, 2008 (ot)
6—Minn. Duluth (3) vs. Niagara (3), NSF, March 22, 2002
6—Wisconsin (4) vs. St. Lawrence (2), NSF, March 24, 2006
6—Wisconsin (5) vs. St. Lawrence (1), NSF, March 16, 2007
6—Wisconsin (4) vs. Harvard (2), NSF, March 20, 2008

LONGEST GAME

127:09—Wisconsin (1) vs. Harvard (0), QF, March 10, 2007 (4 ot)
112:28—Harvard (5) vs. Mercyhurst (3), QF, March 19, 2005 (3 ot)

90:10—Wisconsin (2) vs. Mercyhurst (1), QF, March 18, 2006 (2 ot)
 94:19—Minn. Duluth (4) vs. Boston College (3), NSF, March 16, 2007 (2 ot)
 84:20—Boston College (3) vs. Dartmouth (2), QF, March 10, 2007 (2 ot)

Team, Year

GOALS

17—Wisconsin, 2009 (3 games)
 17—Minnesota, 2005 (3)
 12—Harvard, 2005 (3)
 12—Minn. Duluth, 2008 (3)
 11—Minnesota, 2004 (2)
 10—Minn. Duluth, 2001 (2)
 9—Harvard, 2003 (2)
 9—Minn. Duluth, 2003 (2)
 9—St. Lawrence, 2005 (3)
 9—Minnesota, 2006 (3)

FEWEST GOALS

(Min. two games)

1—St. Lawrence, 2006 (2 games)
 2—Dartmouth, 2004 (2)
 3—Dartmouth, 2001 (2)
 3—Minnesota, 2002 (2)
 3—Minnesota, 2003 (2)
 3—St. Lawrence, 2004 (2)

FEWEST GOALS ALLOWED

(Min. two games)

1—Wisconsin, 2006 (3 games)
 1—St. Lawrence, 2006 (2)
 1—Wisconsin, 2007 (3)
 1—Wisconsin, 2009 (3)
 3—Minnesota, 2004 (2)
 3—St. Lawrence, 2004 (2)

ASSISTS

27—Wisconsin, 2009 (3 games)
 26—Minnesota, 2005 (3)
 22—Harvard, 2005 (3)
 19—Minn. Duluth, 2008 (3)
 15—Minn. Duluth, 2007 (3)
 14—Wisconsin, 2007 (3)
 13—Minnesota, 2004 (2)
 13—Minn. Duluth, 2001 (2)
 13—Wisconsin, 2007

POINTS

44—Wisconsin, 2009 (3 games)
 43—Minnesota, 2005 (3)
 34—Harvard, 2005 (3)
 31—Minn. Duluth, 2008 (3)
 24—Minnesota, 2004 (2)

SHOTS ON GOAL

149—Harvard, 2005 (3 games)
 116—Wisconsin, 2007 (3)
 103—Wisconsin, 2009 (3)
 101—Minn. Duluth, 2007 (3)

92—Minn. Duluth, 2003 (2)

FEWEST SHOTS ON GOAL

(Min. two games)

43—St. Lawrence, 2007 (2 games)
 54—Minn. Duluth, 2009 (2)
 61—New Hampshire, 2006 (2)
 63—Boston College, 2007 (2)
 68—St. Lawrence, 2006 (2)

PENALTIES

25—Minn. Duluth, 2008 (3 games)
 23—Minnesota, 2006 (3)
 22—Harvard, 2005 (3)
 20—St. Lawrence, 2005 (3)
 19—Wisconsin, 2009 (3)

FEWEST PENALTIES

(Min. two games)

4—Minnesota, 2002 (2 games)
 5—Minn. Duluth, 2001 (2)
 5—St. Lawrence, 2007
 6—Niagara, 2002 (2)
 6—Minnesota, 2003 (2)

Tournament History

Tournament Won-Lost-Tied Records

(13 Teams)

(Note: Third-place game discontinued after 2005. Since then, both semifinal losers are awarded third place.)

Team (Years Participated)	Years	Tournament Record				Pct.	Tournament Finish			
		Won	Lost	Tied	Pct.		1st	2nd	3rd	4th
Boston College (2007-09).....	2	1	2	0	.333	0	0	0	0	0
Brown (2002).....	1	1	1	0	.500	0	1	0	0	0
Dartmouth (2001-03-04-05-07-08-09).....	7	2	10	0	.167	0	0	1	3	3
Harvard (2001-03-04-05-06-07-08).....	7	6	7	0	.462	0	3	2	0	0
Mercyhurst (2005-06-07-08-09).....	5	2	5	0	.286	0	1	0	0	0
Minnesota (2002-03-04-05-06-08-09).....	7	8	6	1	.567	2	1	2	1	1
Minn. Duluth (2001-02-03-05-06-07-08-09).....	8	12	4	0	.750	4	1	1	0	0
New Hampshire (2006-07-08-09).....	4	2	4	0	.333	0	0	2	0	0
Niagara (2002).....	1	0	1	1	.250	0	0	1	0	0
Princeton (2006).....	1	0	1	0	.000	0	0	0	0	0
Providence (2005).....	1	0	1	0	.000	0	0	0	0	0
St. Lawrence (2001-04-05-06-07-08-09).....	7	6	7	0	.462	0	1	3	0	0
Wisconsin (2005-06-07-08-09).....	5	11	2	0	.846	3	1	0	0	0

Tournament Highlights

- 2001** A Women's Frozen Four is held for the first time as Minn. Duluth defeats St. Lawrence, 4-2, in Minneapolis to take home the first crown.
- 2002** Minn. Duluth wins its second straight Women's Frozen Four, 3-2, over Brown.
- 2003** Minn. Duluth wins the Women's Frozen Four, its third consecutive, in front of a record crowd of 5,167, in its home arena.
- 2004** Minnesota outscored its two opponents, 11-3, to dominate the Women's Frozen Four in Providence, Rhode Island. The Golden Gophers beat Harvard, 6-2, in the championship game.
- 2005** The field expands to eight teams with Mercyhurst, Providence and Wisconsin all making their first appearances. Minnesota wins its second straight title.
- 2006** Wisconsin claims its first Women's Frozen Four title in Minneapolis after defeating Minnesota, the two-time defending national champion. The Badgers become the first team in tournament history other than the Golden Gophers or Minn. Duluth to win the championship.
- 2007** The Frozen Four is held in historic Lake Placid, New York, where the 1980 Olympic Games took place. Wisconsin successfully defends its title, defeating Minn. Duluth, 4-1, in the championship game.
- 2008** Minn. Duluth captures its fourth national championship with a 4-0 shutout of Wisconsin in the final to avenge a loss to the Badgers in the 2007 championship game.
- 2009** Wisconsin rides the most prolific offense in the history of the NCAA women's ice hockey tournament to its third NCAA title, shutting out Mercyhurst, 5-0, in the championship. Mercyhurst becomes the first No. 3 seed to reach the title contest.

Entering the NCAA Tournament, These Teams...

...HAD THE MOST WINS

Year	Team (Coach)	Record	Tournament Result
2007	Wisconsin (Mark Johnson)	33-1-4	CHAMPION
2005	Minnesota (Laura Haldorson)	33-2-2	3-0, CHAMPION
2006	Wisconsin (Mark Johnson)	33-4-1	3-0, CHAMPION
2006	New Hampshire (Brian McCloskey)	32-2-1	1-1, Third Place (Tied)
2007	Mercyhurst (Michael Sisti)	32-1-3	0-1, First Round
2008	New Hampshire (Brian McCloskey)	32-3-1	1-1, Third Place (Tied)
2008	Minn. Duluth (Shannon Miller)	31-4-1	3-0, CHAMPION
2008	Harvard (Katey Stone)	31-1-0	1-1, Third Place (Tied)
2009	Wisconsin (Mark Johnson)	31-2-5	3-0, CHAMPION
2009	Minnesota (Brad Frost)	31-4-3	1-1, Third Place (Tied)

...HAD THE HIGHEST WINNING PERCENTAGES

Year	Team (Coach)	Record	Pct.*	Tournament Result
2008	Harvard (Katey Stone)	31-1	.969	1-1, Third Place (Tied)
2007	Mercyhurst (Michael Sisti)	32-1-3	.930	0-1
2006	New Hampshire (Brian McCloskey)	32-2-1	.929	1-1, Third Place (Tied)
2007	Wisconsin (Mark Johnson)	33-1-4	.921	3-0, CHAMPION
2005	Minnesota (Laura Haldorson)	33-2-2	.919	3-0, CHAMPION
2003	Minn. Duluth (Shannon Miller)	29-3	.906	2-0, CHAMPION
2008	New Hampshire (Brian McCloskey)	32-3-1	.903	1-1, Third Place (Tied)
2004	Harvard (Katey Stone)	29-3-1	.894	1-1, Second Place
2001	Dartmouth (Judy Oberting)	26-3-1	.883	0-2, Fourth Place
2006	Wisconsin (Mark Johnson)	33-4-1	.882	3-0, CHAMPION
2009	Wisconsin (Mark Johnson)	31-2-5	.882	3-0, CHAMPION

*Ties computed as half won, half lost.

...HAD THE MOST LOSSES

Year	Team (Coach)	Record	Tournament Result
2006	Harvard (Katey Stone)	18-12-4	0-1, First Round
2009	St. Lawrence (Chris Wells)	24-10-3	0-1, First Round
2007	Minn. Duluth (Shannon Miller)	22-10-4	Second Place
2005	Providence (Bob Deraney)	21-10-5	0-1, First Round
2006	Minnesota (Laura Haldorson)	27-10-1	2-1, Second Place
2001	Harvard (Katey Stone)	23-9	1-1, Third Place
2004	St. Lawrence (Paul Flanagan)	27-9-1	1-1, Third Place
2007	Boston College (Tom Mutch)	23-9-2	1-1, Third Place
2009	Dartmouth (Mark Hudak)	20-9-4	0-1, First Round

...HAD THE LOWEST WINNING PERCENTAGES

Year	Team (Coach)	Record	Pct.*	Tournament Result
2006	Harvard (Katey Stone)	18-12-4	.588	0-1, First Round
2005	Providence (Bob Deraney)	21-10-5	.653	0-1, First Round
2008	Dartmouth (Mark Hudak)	18-8-6	.656	0-1, First Round
2007	Minn. Duluth (Shannon Miller)	22-10-4	.667	2-1, Second Place
2009	Dartmouth (Mark Hudak)	20-9-4	.667	0-1, First Round
2009	St. Lawrence (Chris Wells)	24-10-3	.689	0-1, First Round
2009	Boston College (Katie King)	22-8-5	.700	0-1, First Round
2007	Boston College (Tom Mutch)	23-9-2	.706	1-1, Third Place
2006	Minn. Duluth (Shannon Miller)	22-8-3	.712	0-1, First Round
2001	Harvard (Katey Stone)	23-9	.719	1-1, Third Place
2006	Princeton (Jeff Kampersal)	21-7-4	.719	0-1, First Round

*Ties computed as half won, half lost.

...HAD THE MOST TIES

Year	Team (Coach)	Record	Tournament Result
2006	Mercyhurst (Michael Sisti)	23-7-6	0-1, First Round
2008	Dartmouth (Mark Hudak)	18-8-6	0-1, First Round
2002	Minnesota (Laura Haldorson)	28-3-5	0-1-1, Third Place
2005	St. Lawrence (Paul Flanagan)	26-7-5	2-1, Third Place
2005	Providence (Bob Deraney)	21-10-5	0-1, First Round
2007	New Hampshire (Brian McCloskey)	28-3-5	0-1, First Round
2009	Wisconsin (Mark Johnson)	31-2-5	3-0, CHAMPION
2009	New Hampshire (Brian McCloskey)	24-5-5	0-1, First Round
2009	Boston College (Katie King)	22-8-5	0-1, First Round

Seeding History

The National Collegiate Women's Ice Hockey Committee seeded all four teams from 2001 to 2004. After the bracket extended to eight teams in 2005, only two teams were seeded. In 2007, it went back to a four-team seeding.

Farthest Seeds Have Advanced

(2001-09)

Seed	Best Finish
#1	CH—Minn. Duluth 2003, Minnesota 2004, Minnesota 2005, Wisconsin 2007, Wisconsin 2009
#2	CH—Minn. Duluth 2001-02-08, Wisconsin 2006
#3	2d—Mercyhurst 2009
#4	2d—St. Lawrence 2001

How the Seeds Have Fared...

ROUND-BY-ROUND—2001-09

Seed	QF	NSF	N3d	CH	Total
#1	5-0	5-5	0-1-2	5-0	15-6-2
#2	3-2	7-1	0-0	4-3	14-6
#3	2-1	1-4	2-1	0-1	5-7
#4	0-3	1-2	1-1	0-1	2-7
Total	10-6	14-12	3-3-2	9-5	36-26-2

Won-Lost-Tied Records of Seeds

Year	#1	#2	#3	#4
2001	0-2	2-0	1-1	1-1
2002	0-2-2	3-1	0-0	0-0
2003	2-0	1-1	0-2	1-1
2004	2-0	1-1	1-1	0-2
2005	3-0	0-1	0-0	0-0
2006	1-1	3-0	0-0	0-0
2007	3-0	0-1	0-1	0-1
2008	1-1	3-0	1-1	0-1
2009	3-0	1-1	2-1	0-1
Total	15-6-2	14-6	5-7	2-7

Annual Scoring Leaders

Year	Player, School	Goals	Assists	Points
2001	Maria Rooth, Minn. Duluth	4	2	6
2002	Kristy Zamora, Brown	3	0	3
2003	Caroline Ouellette, Minn. Duluth	2	2	4
	Julie Chu, Harvard	2	2	4
	Hanne Sikio, Minn. Duluth	3	1	4
2004	Krissy Wendell, Minnesota	4	4	8
2005	Natalie Darwitz, Minnesota	3	9	12
2006	Bobbi Ross, Minnesota	4	0	4
2007	Sara Bauer, Wisconsin	1	6	7
2008	Haley Irwin, Minn. Duluth	1	5	6
2009	Hilary Knight, Wisconsin	5	7	12

NCAA Women's Ice Hockey Championship Committee

Chairs

(CHRONOLOGICAL)

Name	Affiliation	Years
Carolyn Campbell-McGovern	Ivy Group	2001-04
Steve Metcalf	New Hampshire	2005-06
Zafir Bludevich	St. Michael's	2007-08
*Jeffrey Schulman	Vermont	2009

*Current chairperson

Roster

(ALPHABETICAL)

Name	Affiliation	Years
Jackie Barto	Ohio St.	2001-05
Zafir Bludevich	St. Michael's	2005-08
Carolyn Campbell-McGovern	Ivy Group	2001-04
Laura Halldorson	Minnesota	2005-08
*Nate Handrahan	Robert Morris	2008-09
Karen Kay	New Hampshire	2001-02
Steve Metcalf	New Hampshire	2002-06
*Shannon Miller	Minn. Duluth	2001-04
Frank O'Brien	Wis.-Stevens Point	2001
Russell Reilly	Middlebury	2001
*Chris Schneider	Ohio St.	2008-09
*Jeffrey Schulman	Vermont	2007-09
Katey Stone	Harvard	2005-08
Jeff Vizenor	Minn. St. Mankato	2008-09

*Current member.

Coaching Facts

TOURNAMENT APPEARANCES

- 8—Shannon Miller, Minn. Duluth, 2001-02-03-05-06-07-08-09
- 7—Katey Stone, Harvard, 2001-03-04-05-06-07-08
- 6—Paul Flanagan, St. Lawrence, 2001-04-05-06-07-08
- 5—Laura Halldorson, Minnesota, 2002-03-04-05-06
- 5—Mark Hudak, Dartmouth, 2004-05-07-08-09
- 5—Mark Johnson, Wisconsin, 2005-06-07-08-09
- 5—Michael Sisti, Mercyhurst, 2005-06-07-08-09
- 4—Brian McCloskey, New Hampshire, 2006-07-08-09
- 2—Judy Oberting, Dartmouth, 2001-03
- 2—Brad Frost, Minnesota, 2008-09

CONSECUTIVE TOURNAMENT APPEARANCES

- 5—Laura Halldorson, Minnesota, 2002-06
- 5—Mark Johnson, Wisconsin, 2005-09
- 5—Shannon Miller, Minn. Duluth, 2005-09
- 5—Michael Sisti, Mercyhurst, 2005-09
- 4—Katey Stone, Harvard, 2003-05
- 4—Paul Flanagan, St. Lawrence, 2004-07
- 4—Brian McCloskey, New Hampshire, 2006-09

TOURNAMENT WINS

- 12—Shannon Miller, Minn. Duluth, 2001-09
- 11—Mark Johnson, Wisconsin, 2006-09
- 7—Laura Halldorson, Minnesota, 2002-06
- 6—Paul Flanagan, St. Lawrence, 2001-08
- 6—Katey Stone, Harvard, 2001-08

TOURNAMENT WINNING PERCENTAGE (Min. four games)

- .846—Mark Johnson, Wisconsin, 2005-09 (11-2)
- .750—Shannon Miller, Minn. Duluth, 2001-09 (12-4)
- .625—Laura Halldorson, Minnesota, 2001-06 (7-4-1)
- .500—Paul Flanagan, St. Lawrence, 2001-08 (6-6)
- .462—Katey Stone, Harvard, 2001-08 (6-7)

FROZEN FOUR APPEARANCES

- 6—Shannon Miller, Minn. Duluth, 2001-09
- 5—Laura Halldorson, Minnesota, 2002-06
- 5—Paul Flanagan, St. Lawrence, 2001-07
- 5—Katey Stone, Harvard, 2001-08
- 4—Mark Johnson, Wisconsin, 2006-09
- 2—Judy Oberting, Dartmouth, 2001-03
- 2—Mark Hudak, Dartmouth, 2004-05

CONSECUTIVE FROZEN FOUR APPEARANCES

- 5—Laura Halldorson, Minnesota, 2002-06
- 4—Paul Flanagan, St. Lawrence, 2004-07
- 4—Mark Johnson, Wisconsin, 2006-09
- 3—Shannon Miller, Minn. Duluth, 2001-03
- 3—Shannon Miller, Minn. Duluth, 2007-09
- 3—Katey Stone, Harvard, 2003-05

FROZEN FOUR WINS

- 9—Shannon Miller, Minn. Duluth, 2001-09 (9-2)
- 5—Laura Halldorson, Minnesota, 2002-06 (5-4-1)
- 7—Mark Johnson, Wisconsin, 2006-09 (7-1)
- 4—Katey Stone, Harvard, 2001-08 (4-5)
- 3—Paul Flanagan, St. Lawrence, 2001 (3-4)

FROZEN FOUR WINNING PERCENTAGE

- (Min. four games)
- .875—Mark Johnson, Wisconsin, 2006-09 (7-1)
- .818—Shannon Miller, Minn. Duluth, 2001-09 (9-2)
- .555—Laura Halldorson, Minnesota, 2002-06 (5-4-1)
- .444—Katey Stone, Harvard, 2001-08 (4-5)
- .428—Paul Flanagan, St. Lawrence, 2001-07 (3-4)

NCAA CHAMPIONSHIPS

- 4—Shannon Miller, Minn. Duluth, 2001-02-03-08
- 3—Mark Johnson, Wisconsin, 2006-07-09
- 2—Laura Halldorson, Minnesota, 2004-05

Team-By-Team Won-Lost-Tied Records

(Note: Third-place game discontinued after 2005. Since then, both teams defeated in the semifinals are awarded third place.)

By Coach

(13 TEAMS)

Coch (Alma Mater) Yrs. in Tourn.	Yrs.	W	L	Ti	CH	2d	3d	4th
BOSTON COLLEGE								
Tom Mutch (Northeastern '92), 2007	1	1	1	0	0	0	1	0
Katie King (Brown '97), 2009	1	0	1	0	0	0	0	0
TOTAL	2	1	2	0	0	0	1	0
BROWN								
Digit Murphy (Cornell '93) 2002.....	1	1	1	0	0	1	0	0
TOTAL	1	1	1	0	0	1	0	0
DARTMOUTH								
Judy Oberting (Dartmouth '91) 2001, 03	2	1	3	0	0	0	1	1
Mark Hudak (Army '89) 2004, 05, 07, 08, 09	5	1	7	0	0	0	0	2
TOTAL	7	2	10	0	0	0	1	3
HARVARD								
Katey Stone (New Hampshire '89) 2001, 03, 04, 05, 06, 07, 08	7	6	7	0	0	3	1	0
TOTAL	7	6	7	0	0	3	1	0
MERCYHURST								
Michael Sisti (Canisius '90) 2005, 06, 07, 08, 09	5	2	5	0	0	1	0	0
TOTAL	5	2	5	0	0	1	0	0
MINNESOTA								
Laura Halldorson (Princeton '85) 2002, 03, 04-CH, 05-CH, 06.....	5	7	4	1	2	1	1	1
Brad Frost (Bethel [MN], '96) 2008, 09	2	1	2	0	0	0	1	0
TOTAL	7	8	6	1	2	1	2	1

MINN. DULUTH								
Shannon Miller (Saskatchewan '85)								
2001-CH, 02-CH, 03-CH, 05, 06, 07, 08-CH, 09								
TOTAL								
NEW HAMPSHIRE								
Brian McCloskey (Dartmouth '77)								
2006, 07, 08, 09								
TOTAL								
NIAGARA								
Margot Page (McMaster '87) 2002.....								
TOTAL								
PROVIDENCE								
Bob Deraney (Boston U. '87) 2005								
TOTAL								
PRINCETON								
Jeff Kampersal (Princeton '92) 2006.....								
TOTAL								
ST. LAWRENCE								
Paul Flanagan (St. Lawrence '85) 2001, 04, 05, 06, 07, 08								
Chris Wells (St. Lawrence '92) 2009								
TOTAL								
WISCONSIN								
Mark Johnson (Wisconsin '94) 2005, 06-CH, 07-CH, 08, 09-CH								
TOTAL								

CH—NCAA championships.

All-Time Coaches

(17 COACHES)

Coch (Alma Mater) School, Years in Tournament	Yrs.	Won	Lost	Tied	Pct.	CH	FF
Bob Deraney (Boston U. '87) Providence 2005	1	0	1	0	.000	0	0
Paul Flanagan (St. Lawrence '85) St. Lawrence 2001, 04, 05, 06, 07, 08	6	6	6	0	.500	0	5
Brad Frost (Bethel [MN] '96) Minnesota 2008, 09	2	1	2	0	.333	0	1
Laura Halldorson (Princeton '85) Minnesota 2002, 03, 04-CH, 05-CH, 06	5	7	4	1	.625	2	5
Mark Hudak (Army '89) Dartmouth 2004, 05, 07, 08, 09	5	1	7	0	.125	0	2
Mark Johnson (Wisconsin '94) Wisconsin 2005, 06-CH, 07-CH, 08, 09-CH	5	11	2	0	.846	3	4
Jeff Kampersal (Princeton '92) Princeton 2006	1	0	1	0	.000	0	0
Katie King (Brown '97) Boston College 2009	1	0	1	0	.000	0	0
Brian McCloskey (Dartmouth '77) New Hampshire 2006, 07, 08, 09	4	2	4	0	.333	0	2
Shannon Miller (Saskatchewan '85) Minn. Duluth 2001-CH, 02-CH, 03-CH, 05, 06, 07, 08-CH, 09	8	12	4	0	.750	4	6
Digit Murphy (Cornell '93) Brown 2002.....	1	1	1	0	.500	0	1
Tom Mutch (Northeastern '92) Boston College 2007.....	1	1	1	0	.500	0	1
Judy Oberting (Dartmouth '91) Dartmouth 2001, 03.....	2	1	3	0	.250	0	2
Margot Page (McMaster '87) Niagara 2002	1	0	1	1	.250	0	1
Michael Sisti (Canisius '90) Mercyhurst 2005, 06, 07, 08, 09	5	2	5	0	.286	0	1
Katey Stone (New Hampshire '89) Harvard 2001, 03, 04, 05, 06, 07, 08.....	7	6	7	0	.462	0	5
Chris Wells (St. Lawrence '92) St. Lawrence 2009.....	1	0	1	0	.000	0	0

CH—NCAA championships; FF—Frozen Four appearances.

2001 CHAMPIONSHIP GAME, March 25 at Minneapolis**MINN. DULUTH 4, ST. LAWRENCE 2**

2001 Minn. Duluth — Team members: Tuula Puputti, Jenny Hempel, Leah Wrazidlo, Erika Holst, Joanne Eustace, Hanne Sikio, Kellie Frick, Navada Russell, Brittny Ralph, Tricia Guest, Laurie Alexander, Sheena Podovinnikoff, Michelle McAteer, Sanna Peura, Shannon Mikel, Maria Rooth, Jessi Flink, Jenni Venho, Satu Kiipeli, Riana Burke, Jessica Smith, Pamela Pachal. Head Coach: Shannon Miller. Assistant Coaches: Stacy Wilson, Shawna Davidson, Manon Rheaume. Athletic Trainer: Deanna Skandel. Equipment Manager: Rick Menz. Sports Information: Ira Turunen.

St. Lawrence	1	0	1	—	2
Minn. Duluth	1	2	1	—	4

First Period: ST — Amanda Sargeant (Jessica Wilson, Shannon Smith), 11:22 (pp); MD — Jennifer Hempel (Navada Russell), 17:40. **Penalties:** MD — Hempel (high-sticking), 11:03; ST — Colleen Coakley (holding), 15:13.

Second Period: MD — Maria Rooth (Russell), 5:36; MD — Hanne Sikio (Sanna Peura), 16:05. **Penalties:** ST — Gina Kingsbury (holding), 7:31; MD — Brittny Ralph (hooking), 8:35; ST — Isabelle Chartrand (body checking), 9:29.

Third Period: MD — Laurie Alexander (Rooth), 5:22. ST — Chartrand (Kingsbury), 19:06 (pp). **Penalties:** MD — Bench (delay of game), :00; MD — Russell (interference), 18:30.

Shots on goal: St. Lawrence 12-2-17 — 31; Minn. Duluth 15-13-8 — 36. **Saves:** St. Lawrence (Rachel Barrie) 32; Minn. Duluth (Tuula Puputti) 30. **Total Penalties:** St. Lawrence 3 for 6 minutes; Minn. Duluth 4 for 8 minutes. **Power plays:** St. Lawrence 2 for 3; Minn. Duluth 0 for 3. **Officials:** Referee — Eric Schmakel. Assistant Referees — Pat Silva, Julie Piacentini. **Attendance** — 3,079.

2002 CHAMPIONSHIP GAME, March 24 at Durham, New Hampshire**MINN. DULUTH 3, BROWN 2**

2002 Minn. Duluth — Front row (left to right): Patricia Sautter, Jessi Flink, Jenny Hempel, Maria Rooth, Tuula Puputti, Navada Russell, Shannon Mikel, Michelle McAteer, Maghan Grahn. Middle row: Women's Hockey Sports Information Director Ira Turunen, Athletic Trainer Deanna Peterson, Equipment Manager Rick Menz, Satu Kiipeli, Erika Holst, Laurie Alexander, Hanne Sikio, Julianne Vasichuk, Jessica Smith, Tricia Guest, Assistant Coach Shawna Davidson, Assistant Coach Stacy Wilson, Head Coach Shannon Miller. Back row: Nora Tallus, Julie Fearing, Meghan Stotts, Joanne Eustace, Larissa Luther, Leah Kasper, Kristina Petrovskaja, Heather Tudahl.

Brown	1	1	0	—	2
Minn. Duluth	1	1	1	—	3

First Period: B — Kristy Zamora (Jessica Link), 11:26; MD — Kristina Petrovskaja (Tricia Guest), 13:11. **Penalties:** MD — Petrovskaja (interference), 6:23; B — Marguerite McDonald (charging), 8:24; MD — Jenny Hempel (high-sticking), 15:10; B — Mandy McCurdy (body checking), 17:31.

Second Period: MD — Erika Holst (Laurie Alexander), 11:09; B — Zamora (Kerry Nugent, Link), 13:59. **Penalties:** B — Cassie Turner (roughing), :48; MD — Joanne Eustace (obstruction-interference), 12:19; B — Meredith Ostrander (cross-checking), 13:23.

Third Period: MD — Guest (unassisted), 15:04. **Penalties:** MD — Alexander (holding), 6:54.

Shots on goal: Brown 8-11-16 — 35; Minn. Duluth 14-10-7 — 31. **Saves:** Brown (Pam Dreyer) 28; Minn. Duluth (Patricia Sautter) 33. **Total Penalties:** Brown 4 for 8 minutes; Minn. Duluth 4 for 8 minutes. **Power plays:** Brown 0 for 4; Minn. Duluth 0 for 4. **Officials:** Referee — Bob Ritchie; Assistant Referees — Lisa Schlatter, Kelli O'Brian. **Attendance:** 3,102.

2003 CHAMPIONSHIP GAME, March 23 at Duluth, Minnesota**MINN. DULUTH 4, HARVARD 3 (2 OT)**

Harvard	0	3	0	0	0	—	3
Minn. Duluth	2	1	0	0	1	—	4

First Period: MD — Caroline Ouellette (Jenny Potter), 5:17; MD — Hanne Sikio (unassisted), 12:30. **Penalties:** MD — Julianne Vasichuk (body checking), 2:08; H — Angela Ruggiero (obstruction-interference), 3:11.


Second Period: H — Jennifer Botterill (unassisted), :21; H — Lauren McAuliffe (Nicole Corriero, Jamie Hagerman), :44; H — Corriero (Hagerman, Ashley Banfield), 14:46; MD — Sikio (Joanne Eustace), 17:34. **Penalties:** H — Ruggiero (roughing), 1:47; MD — Nora Tallus (roughing), 1:47; H — McAuliffe (delay of game), 2:33; MD — Tallus (obstruction-interference), 12:45; H — Hagerman (tripping), 16:17; MD — Tallus (roughing), 17:03; H — Julie Chu (roughing), 18:07; MD — Tricia Guest (roughing), 18:07.

Third Period: No scoring. **Penalties:** MD — Larissa Luther (cross-checking), 1:53; H — Ruggiero (holding), 4:54; MD — Tallus (boarding), 5:55; H — Ruggiero (interference), 15:05; H — Ruggiero (misconduct), 15:05; MD — Vasichuk (holding), 15:17.

First Overtime: No Scoring. **Penalties:** None.

Second Overtime: MD — Tallus (Erika Holst, Eustace), 4:19. **Penalties:** None.

Shots on goal: Harvard 5-11-12-14-2 — 44; Minn. Duluth 5-13-10-10-3 — 41. **Saves:** Harvard (Jessica Ruddock) 37; Minn. Duluth (Patricia Sautter) 41. **Total Penalties:** Harvard 8 for 24 minutes; Minn. Duluth 8 for 16 minutes. **Power plays:** Harvard 0 for 6; Minn. Duluth 0 for 5. **Officials:** Referee — Brad Shepherd; Assistant Referees — Danyel Howard, Pat Silva. **Attendance:** 5,167.



2003 Minn. Duluth — Front row (left to right): Lisa Hagen, Joanne Eustace, Nevada Russell, Maria Rooth, Patricia Sautter, Hanne Sikio, Erika Holst, Michelle McAteer, Jenny Hempel, Shannon Kasperek. Middle row: Women's Hockey Sports Information Director Ira Turunen, Athletic Trainer Deanna Peterson, Equipment Manager Rick Menz, Larissa Luther, Satu Kiipeli, Caroline Ouellette, Julianne Vasichuk, Tricia Guest, Bethany Petersen, Julie Fearing, Assistant Coach Shawna Davidson, Assistant Coach Stacy Wilson, Head Coach Shannon Miller. Back row: Nora Tallus, Krista McArthur, Amelie Hradsky, Meghan Stotts, Leah Kasper, Kristina Petrovskaja, Jenny Potter.

2004 CHAMPIONSHIP GAME, March 28 at Providence, Rhode Island**MINNESOTA 6, HARVARD 2**

Harvard	1	1	0	—	2
Minnesota	0	2	4	—	6

First Period: H — Katherine Sweet (Caitlin Cahow, Katie Johnston), 12:48. **Penalties:** H — Lindsay Weaver (tripping), 4:27; M — Allie Sanchez (obstruction-holding), 10:45; H — Weaver (high-sticking), 13:40.

Second Period: M — Natalie Darwitz (Kelly Stephens, Krissy Wendell), 4:51; H — Nicole Corriero (Angela Ruggiero), 12:21; M — Andrea Nichols (La Toya Clarke), 17:49. **Penalties:** M — Stephens (obstruction-interference), 11:17; H — Weaver (checking), 14:26; M — Sanchez (high-sticking), 14:26; M — Stephens (checking), 15:05.

Third Period: M — Darwitz (Wendell), :09; M — Stephens (Darwitz, Wendell), :41; M — Wendell (Stephens), 6:54; M — Darwitz (Ashley Albrecht), 12:59. **Penalties:** M — Melissa Coulombe (tripping), 1:56; H — Julie Chu (hooking), 7:44; M — Wendell (tripping), 10:11.

Shots on goal: Harvard 7-12-14 — 33; Minnesota 13-16-11 — 40. **Saves:** Harvard (Ali Boe) 34; Minnesota (Jody Horak) 31. **Total Penalties:** Harvard 4 for 8 minutes; Minnesota 6 for 12 minutes. **Power plays:** Harvard 1 for 5; Minnesota 0 for 3. **Officials:** Referee — Kevin Keenan; Assistant Referees — Ray Doocy, Ron Storey. **Attendance:** 3,522.



2004 Minnesota — Front row (left to right): Jody Horak, Goalie Coach Jeff Moen, Assistant Coach Joel Johnson, La Toya Clarke, Kelsey Bills, Head Coach Laura Hallderson, Assistant Coach Brad Frost, Brenda Reinen. Middle row: Athletic Trainer Amy Hamilton, Natalie Darwitz, Ashley Albrecht, Kelly Stephens, Chelsey Brodt, Melissa Coulombe, Becky Wacker, Stacy Troumbly, Andrea Nichols, Equipment Manager Bonnie Olein. Back row: Lyndsay Wall, Jerilyn Glenn, Krista Johnson, Allie Sanchez, Noelle Sutton, Krissy Wendell, Danielle Ashley, Maggie Souba.

2005 CHAMPIONSHIP GAME, March 27 at Durham, New Hampshire**MINNESOTA 4, HARVARD 3**

2005 Minnesota — Front row (left to right): Jody Horak, Assistant Coach Charlie Burggraf, Volunteer Assistant Coach Jeff Moen, Kelly Stephens, Krissy Wendell, Head Coach Laura Halldorson, Assistant Coach Brad Frost, Brenda Reinen. Middle row: Athletic Trainer Amy Hamilton, Natalie Darwitz, Jenelle Philipczyk, Chelsey Brodt, Ashley Albrecht, Maggie Souba, Whitney Graft, Becky Wacker, Stacy Troumbly, Andrea Nichols, Natalie Lammé, Equipment Manager Bonnie Olein. Back row: Liz Palkie, Lyndsay Wall, Noelle Sutton, Anya Miller, Allie Sanchez, Krista Johnson, Erica McKenzie, Bobbi Ross.

Harvard	0	2	1	—	3
Minnesota	1	2	1	—	4

First Period: M — Krissy Wendell (Natalie Darwitz), 17:24. **Penalties:** M — Bobbi Ross (interference), 4:23; M — Ross (checking), 6:37; H — Jennifer Skinner (interference), 7:43.

Second Period: H — Jennifer Sifers (Carrie Schroyer), :46; M — Lyndsay Wall (Darwitz, Kelly Stephens), 7:58; H — Sarah Vaillancourt (Nicole Corriero, Julie Chu), 10:33; M — Ashley Albrecht (Wendell, Darwitz), 18:02. **Penalties:** H — Lindsay Weaver (high-sticking), 6:18; H — Weaver (high-sticking), 8:29; M — Darwitz (high-sticking), 9:29.

Third Period: H — Caitlin Cahow (Chu, Vaillancourt), 13:54; M — Darwitz (Stephens), 18:52. **Penalties:** M — Chelsey Brodt (checking), :57; M — Wendell (checking), 12:28.

Shots on goal: Harvard 9-12-5 — 26; Minnesota 6-14-4 — 24. **Saves:** Harvard (Ali Boe) 20; Minnesota (Jody Horak) 23. **Total Penalties:** Harvard 3 for 6 minutes; Minnesota 5 for 10 minutes. **Power plays:** Harvard 2 for 5; Minnesota 1 for 3. **Officials:** Referee — Ed Boyle; Assistant Referees — Pat Silva, Kelli O'Brian. **Attendance:** 2,056.

2006 CHAMPIONSHIP GAME, March 26 at Minneapolis**WISCONSIN 3, MINNESOTA 0**

2006 Wisconsin — Front row (left to right): Meghan Horras, Nikki Burish, Cyndy Kenyon, Jessie Vetter, Sharon Cole, Phoebe Monteleone, Sara Bauer, Meaghan Mikkelsen. Middle row: Erika Lawler, Mikka Nordby, Rachel Bible, Heidi Kletzien, Angie Keseley, Grace Hutchins, Alycia Matthews, Bobbi-Jo Slusar, Emily Morris. Back row: Christine Dufour, Tia Hanson, Jinelle Zaugg, Kristen Witting, Kayla Hagen.

Minnesota	0	0	0	—	0
Wisconsin	2	1	0	—	3

First Period: W — Jinelle Zaugg (Cyndy Kenyon, Bobbi-Jo Slusar), 9:56 (pp); W — Grace Hutchins (Nikki Burish), 10:26. **Penalties:** W — Burish (interference), 5:17; M — Anya Miller (holding), 9:17; W — Burish (hooking), 12:26; M — Bobbi Ross (interference), 16:37.

Second Period: W — Zaugg (Sara Bauer, Kenyon), 9:08 (pp). **Penalties:** W — Emily Morris (tripping), 1:04; M — Miller (holding), 2:09; M — Liz Palkie (hooking), 7:23; W — Angie Keseley (hooking), 9:13; M — Andrea Nichols (goaltender interference), 16:21; W — Meaghan Mikkelsen (roughing), 16:21.

Third Period: No scoring. **Penalties:** W — Hanson (hooking), 6:53.

Shots on goal: Minnesota 10-7-14 — 31; Wisconsin 10-5-4 — 19. **Saves:** Minnesota (Brittany Chartier) 16; Wisconsin (Jessie Vetter) 31. **Total Penalties:** Minnesota 5 for 10 minutes; Wisconsin 6 for 12 minutes. **Power plays:** Minnesota 0 for 5; Wisconsin 2 for 4. **Officials:** Referee — Jay Mendel; Assistant Referees — Tina Simonson, Pat Silva. **Attendance:** 4,701.

2007 CHAMPIONSHIP GAME, March 18 at Lake Placid, New York**WISCONSIN 4, MINN. DULUTH 1**


Minn. Duluth	0	1	0	—	1
Wisconsin	1	3	0	—	4

First Period: W — Jinelle Zaugg (Sara Bauer), 9:00 (pp). **Penalties:** MD — Tawni Mattila (body-checking), 7:02; W — Meaghan Mikkelsen (body-checking), 12:44.

Second Period: W — Erika Lawler (Meghan Duggan, Bauer), 7:24; W — Bauer (Mikkelsen), 11:56; MD — Emmanuelle Blais (Noemie Marin, Jill Sales), 14:23 (pp); W — Jasmine Giles (Lawler), 14:33. **Penalties:** W — Angie Keseley (interference), 3:50; MD — Bench (Too many players), 8:02; W — Kyla Sanders (interference), 13:27; MD — Jessica Koizumi (interference), 15:06; MD — Marin (diving), 16:31; W — Emily Morris (hooking), 16:31.

Third Period: **Penalties:** W — Keseley (hooking), 1:28.

Shots on goal: Minn. Duluth 6-8-4 — 18; Wisconsin 8-12-4 — 24. **Saves:** Minn. Duluth (Kim Martin) 20; Wisconsin (Jessie Vetter) 17. **Total Penalties:** Minn. Duluth 4 for 8 minutes; Wisconsin 5 for 10 minutes. **Power plays:** Minn. Duluth 1 for 4; Wisconsin 1 for 3. **Officials:** Referee — Dan Lick; Assistant Referees — Larry Legault, Todd Aldous. **Attendance:** 3,355.



2007 Wisconsin — Front row (left to right): Jessie Vetter, Kristen Witting, Heidi Kletzien, Bobbi-Jo Slusar, Christine Dufour, Sara Bauer, Phoebe Monteleone, Meaghan Mikkelsen, Alannah McCready. Middle row: Undergraduate Assistant Carla MacLeod, Undergraduate Assistant Sharon Cole, Undergraduate Assistant Molly Engstrom, Emily Morris, Angie Keseley, Jasmine Giles, Mikka Nordby, Jinelle Zaugg, Meghan Duggan, Alycia Matthews, Ally Strickler, Rachel Bible, Head Coach Mark Johnson, Assistant Coach Tracey Cornell, Goalie Coach Jeff Sanger. Back row: Manager Katlyn Arnett, Sports Information Director Adam Augustine, Equipment Manager Paul Hickman, Tia Hanson, Maria Evans, Kayla Hagen, Kyla Sanders, Emily Kranz, Erika Lawler, Strength Coach Jim Snider, Athletic Trainer Jen Pepoy, Assistant Coach Dan Koch.

2008 CHAMPIONSHIP GAME, March 22 at Duluth, Minnesota**MINN. DULUTH 4, WISCONSIN 0**

Wisconsin	0	0	0	—	0
Minn. Duluth	1	2	1	—	4

First Period: MD — Haley Irwin (Sara O'Toole, Jocelyne Larocque), 19:22. **Penalties:** W — Rachel Bible (tripping), 00:46; MD — Emmanuelle Blais (boarding), 2:16; MD — Laura Fridfinnson (hooking), 5:42; W — Bible (tripping), 8:37; MD — Team (too many players on ice), 17:07.

Second Period: MD — Blais (Fridfinnson, Jaime Rasmussen), 11:48 (pp); MD — O'Toole (unassisted), 18:24 (sh). **Penalties:** W — Meghan Duggan (hooking), 6:15; W — Kyla Sanders (slashing), 10:51; MD — Myriam Trepanier (high sticking), 13:07; MD — Elin Holmlov (interference), 17:25; MD — O'Toole (hooking), 19:26; W — Hilary Knight (charging), 19:57.

Third Period: MD — Karine Demeule (Tawni Mattila, Myriam Trepanier), 17:15 (en). **Penalties:** MD — Heidi Peltari (tripping), 4:39; W — Duggan (interference), 5:21; W — Jasmine Giles (cross-checking), 5:57; MD — Trepanier (diving), 5:57; MD — Sarah Murray (interference), 6:56; MD — Mattila (holding), 13:30; MD — Karine Demeule (elbowing), 18:49.

Shots on goal: Wisconsin 11-10-7 — 28; Minn. Duluth 6-12-6 — 24. **Saves:** Wisconsin (Jessie Vetter) 20; Minn. Duluth (Kim Martin) 28. **Total Penalties:** Wisconsin 7 for 14 minutes; Minn. Duluth 11 for 22 minutes. **Power plays:** Wisconsin 0 for 10; Minn. Duluth 1 for 6. **Officials:** Referee — Scott Leavitt; Assistant Referees — Ray Doocy, Ron Storey. **Attendance:** 4,031.



2008 Minn. Duluth — Front row (left to right): Johanna Ellison, Kim Martin. Second row: athletic trainer Brad Kern, Administrative Assistant Jill Sales, Emmanuelle Blais, Karine Demeule, Sara O'Toole. Third row: Myriam Trepanier, Heidi Peltari, Erin Olson, Jocelyne Larocque, Saara Tuominen, Jessica Hawkins, Head Coach Shannon Miller. Fourth row: Elin Holmlov, Tawni Mattila, Jaime Rasmussen, Amie Meyer, Sara Murray. Back row: Chancellor Dr. Kathryn Martin, Goaltender Coach Robb Stauber, Equipment Manager Rick Menz, Assistant Coach Caroline Ouellette, Equipment Manager Andy Rannels, Sports Information Director Kelly Grgas, Strength Coach Justin May, Haley Irwin, Tara Gray, Libby Guzzo, Samantha Hough, Athletic Director Bob Nielson, Laura Fridfinnson, Assistant Coach Julie Chu, Ilya Gavrilova, Athletic Trainer Amy Miller.

2009 CHAMPIONSHIP GAME, March 22 at Boston**WISCONSIN 5, MERCYHURST 0**

2009 Wisconsin — Front row (left to right): Alycia Matthews, Jessie Vetter, Angie Keseley. Second row: Carla Pentimone, Jasmine Giles, Erika Lawler, Kayla Hagen. Third row: Kelly Nash, Kyla Sanders, Emily Kranz, Malee Windmeier, Alannah McCready, Rachel Bible, Meghan Duggan. Fourth row: Olivia Jakiel, Maria Evans, Anne Dronen, Hilary Knight, Carolyne Prevost, Brittany Haverstock, Brooke Ammerman, Mallory Deluce, Nikki Kaasa, Assistant Coach Tracey Cornell, Student Manager Phoebe Turner. Back row: Team Doctor Alison Brooks, Student Manager Kate Borman, Team Trainer Jen Pepoy, Assistant Coach Dan Koch, Volunteer Video Assistant Adam Augustine, Volunteer Assistant Coach Mark Greenhalgh, Sports Information Director Jacqueline Boscacci, Director of Operations Paul Hickman, Mascot Bucky the Badger, Associate Athletic Director Sean Frazier, Head Coach Mark Johnson, Athletic Director Barry Alvarez.

Mercyhurst	0	0	0	—	0
Wisconsin	0	3	2	—	5

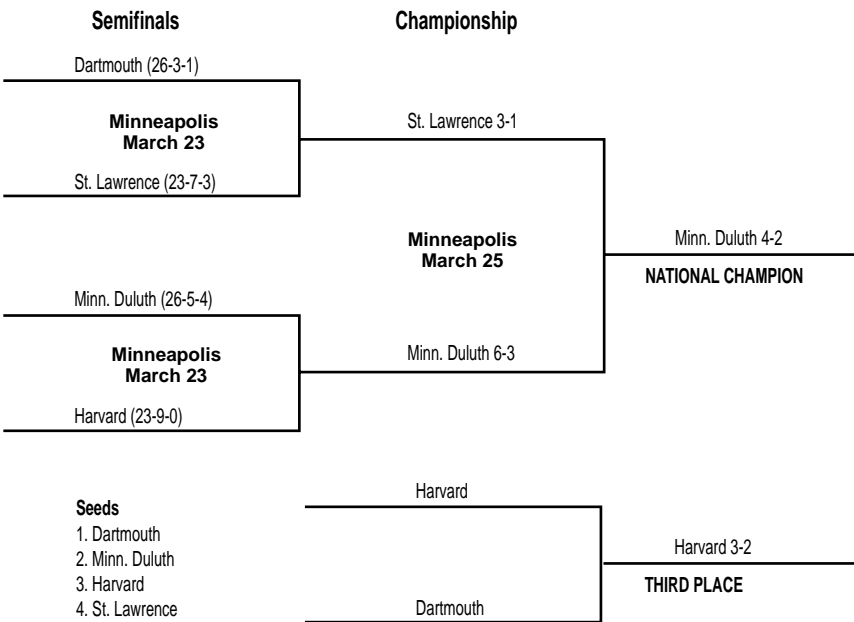
First Period: Penalties: W — Brooke Ammerman (hooking), 5:33; M — Cassea Schols (checking), 18:44.

Second Period: W — Ammerman (Angie Keseley), 5:28; W — Meghan Duggan (Alycia Matthews, Erika Lawler), 8:48 (pp); W — Keseley (Lawler, Hilary Knight), 10:38. **Penalties:** M — Melissa Lacroix (tripping), :41; W — Olivia Jakiel (interference), 2:46; W — Knight (hooking), 6:25; M — Jesse Scanzano (hooking), 7:30; M — Kelley Steadman (roughing), 14:50; W — Mallory Deluce (roughing), 14:50; M — Schols (hooking), 15:33.

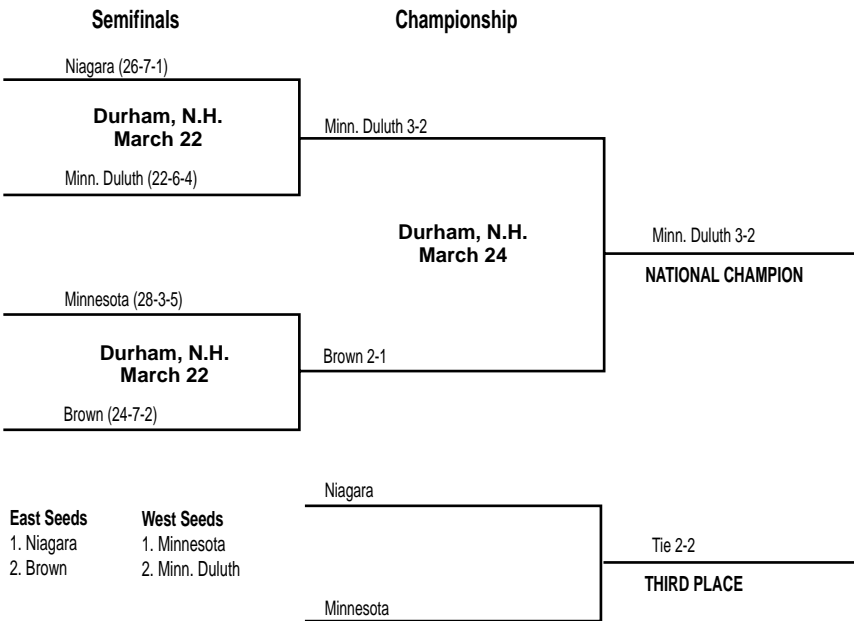
Third Period: W — Malee Windmeier (Jasmine Giles, Duggan), 3:26; W — Knight (Lawler, Keseley), 5:38. **Penalties:** W — Carolyne Prevost (tripping), 7:01; W — Rachel Bible (checking), 12:00; W — Bible (misconduct), 12:00; M — Bailey Bram (slashing), 12:19; W — Windmeier (hooking), 16:49; W — Matthews (hooking), 18:57.

Shots on goal: Mercyhurst 9-10-18 — 37; Wisconsin 7-16-9 — 32. **Saves:** Mercyhurst (Hilary Pattenden) 27; Wisconsin (Jessie Vetter) 37. **Total Penalties:** Mercyhurst 6 for 12 minutes; Wisconsin 9 for 26 minutes. **Power plays:** Mercyhurst 0 for 7; Wisconsin 1 for 5. **Officials:** Referee — Gilbert Zuckerman; Assistant Referees — Todd Aldous, Larry Legault. **Attendance:** 2,437.

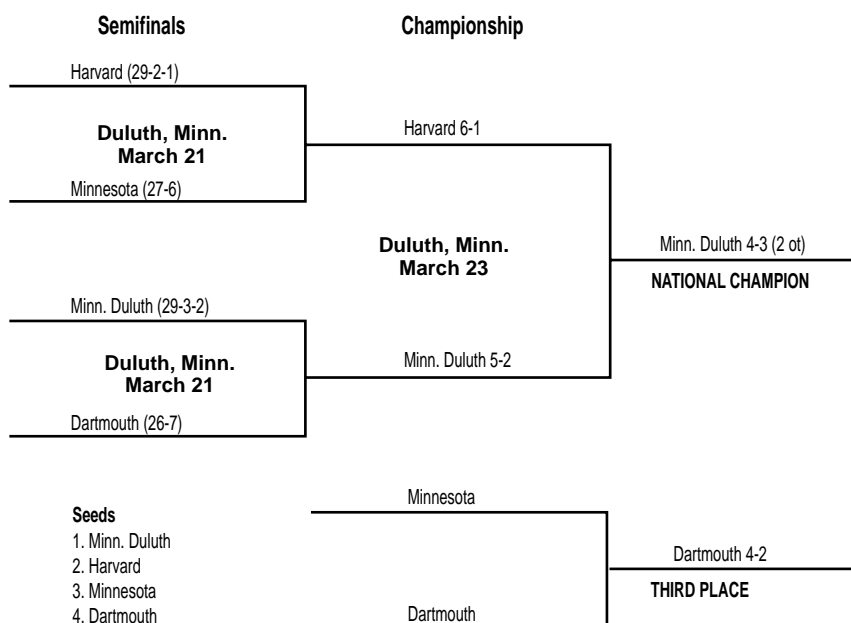
2001 Women's National Collegiate Championship Bracket



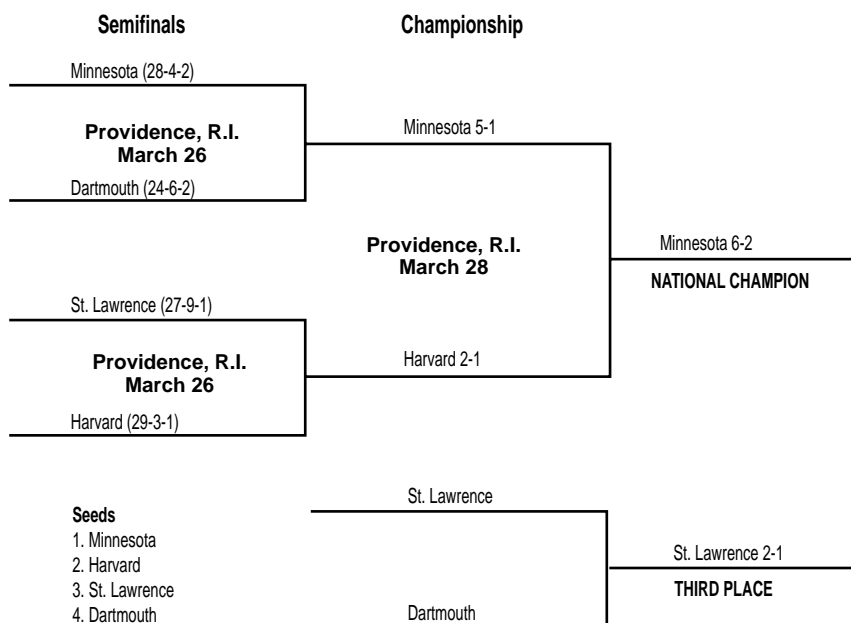
2002 Women's National Collegiate Championship Bracket



2003 Women's National Collegiate Championship Bracket




2004 Women's National Collegiate Championship Bracket



2005 Women's National Collegiate Championship Bracket



2006 Women's National Collegiate Championship Bracket



Seeds

1. New Hampshire
2. Wisconsin

**Host institution.*

2007 Women's National Collegiate Championship Bracket





2008 National Collegiate Women's Ice Hockey Championship

Quarterfinals

Semifinals

Championship







2010 National Collegiate Women's Ice Hockey Championship

Quarterfinals

Semifinals

Championship

