

Women's Frozen Four Records

Championship Results.....	120
Frozen Four Facts	120
Frozen Four Records	120
Individual, Game.....	120
Individual, Year	121
Team, Game	121
Team, Year	122
Most Outstanding Players.....	123
All-Tournament Teams.....	123
Championship Game Records	123
Individual	123
Team.....	124
Regional Records	125
Individual, Game.....	125
Team, Game	125
Tournament Facts.....	127
Tournament Records.....	127
Individual, Game.....	127
Individual, Year	127
Team, Game	128
Team, Year	129
Tournament History.....	130
Tournament Won-Lost-Tied Records	130
Tournament Highlights	130
Entering the NCAA Tournament, These Teams	131
Seeding History.....	131
Annual Scoring Leaders	131
NCAA Women's Ice Hockey Championship Committee	132
Coaching Facts.....	132
Team-By-Team Won-Lost-Tied Records.....	133
All-Time Coaches.....	133
Team Champions	134
Championship Brackets.....	138

Championship Results

Year	Champion	Coach	Score	Runner-Up	3rd Place	4th Place	Site
2001	Minn. Duluth (28-5-4)	Shannon Miller	4-2	St. Lawrence	Harvard	Dartmouth	Minneapolis
2002	Minn. Duluth (24-6-4)	Shannon Miller	3-2	Brown	Niagara (tie)	Minnesota (tie)	Durham, N.H.
2003	Minn. Duluth (31-3-2)	Shannon Miller	4-3 (ot)	Harvard	Dartmouth	Minnesota	Duluth, Minn.
2004	Minnesota (30-4-2)	Laura Halldorson	6-2	Harvard	St. Lawrence	Dartmouth	Providence, R.I.
2005	Minnesota (36-2-2)	Laura Halldorson	4-3	Harvard	St. Lawrence	Dartmouth	Durham, N.H.
2006	Wisconsin (36-4-1)	Mark Johnson	3-0	Minnesota	Semifinalist* New Hampshire	Semifinalist* St. Lawrence	Minneapolis
2007	Wisconsin (36-1-4)	Mark Johnson	4-1	Minn. Duluth	Boston College	St. Lawrence	Lake Placid, NY
2008	Minn. Duluth (34-4-1)	Shannon Miller	4-0	Wisconsin	Harvard	New Hampshire	Duluth, Minn.

*Third-place game discontinued after 2005. Since then, both teams defeated in the semifinals are awarded third place.

Frozen Four Facts

FROZEN FOUR APPEARANCES

- 5—Minnesota, 2002-03-04-05-06
- 5—St. Lawrence, 2001, 04-05-06-07
- 5—Harvard, 2001-03-04-05-08
- 5—Minn. Duluth, 2001-02-03-07-08
- 4—Dartmouth, 2001-03-04-05
- 3—Wisconsin, 2006-07-08
- 2—New Hampshire, 2006-08
- 1—Brown, 2002
- 1—Niagara, 2002
- 1—Boston College, 2007

CONSECUTIVE FROZEN FOUR APPEARANCES

- 5—Minnesota, 2002-06
- 4—St. Lawrence, 2004-07
- 3—Minn. Duluth, 2001-03
- 3—Dartmouth, 2003-05
- 3—Harvard, 2003-05
- 3—Wisconsin, 2006-08

FROZEN FOUR WINS

- 9—Minn. Duluth, 2001-08
- 5—Minnesota, 2002-06
- 5—Wisconsin, 2006-08
- 4—Harvard, 2001-05
- 3—St. Lawrence, 2001-05
- 1—Brown, 2002
- 1—Dartmouth, 2003

FROZEN FOUR WINNING PERCENTAGE (Min. 2 games)

- .889—Minn. Duluth, 2001-02-03 (8-1)
- .833—Wisconsin, 2006-08 (5-1)
- .550—Minnesota, 2002-06 (5-4-1)
- .500—Brown, 2002 (1-1)
- .444—Harvard, 2001-05 (4-5)
- .375—St. Lawrence, 2001-06-07 (3-5)

NCAA CHAMPIONSHIPS

- 3—Minn. Duluth, 2001, 2002, 2003
- 2—Minnesota, 2004, 2005
- 2—Wisconsin, 2006, 2007

Frozen Four Records

The following records include game, year and career marks set during the Frozen Four, which consists of the two national semifinal games, the national third-place game (from 2001 through 2005) and the national championship game. A national semifinal game is indicated by (NSF), a national third-place game by (N3d) and a national championship game by (CH). Any national semifinal game records not included in the listings are specifically noted below that category.

Individual, Game

GOALS

- 4—Bobbi Ross, Minnesota vs. New Hampshire, NSF, March 24, 2006
- 3—Maria Rooth, Minn. Duluth vs. Harvard, NSF, March 23, 2001
- 3—Natalie Darwitz, Minnesota vs. Harvard, CH, March 28, 2004
- 3—Krissy Wendell, Minnesota vs. Dartmouth, NSF, March 26, 2004
- 3—Sarah Vaillancourt, Harvard vs. St. Lawrence, NSF, March 25, 2005
- 3—Rebecca Russell, St. Lawrence vs. Dartmouth, N3d, March 27, 2005

FASTEST GAME-OPENING GOAL

- :13—Natalie Darwitz, Minnesota vs. Dartmouth, NSF, March 25, 2005
- :46—Bobbi Ross, Minnesota vs. New Hampshire, NSF, March 24, 2006
- 1:00—Tammy Shewchuk, Harvard vs. Dartmouth, N3d, March 25, 2001
- 2:15—Meghan Duggan, Wisconsin vs. St. Lawrence, NSF, March 16, 2007
- 2:57—Jenny Hempel, Minn. Duluth vs. Niagara, NSF, March 22, 2002

FASTEST GOAL, START OF PERIOD

- :09—Natalie Darwitz, Minnesota vs. Harvard, CH, March 28, 2004 (third)

- :13—Natalie Darwitz, Minnesota vs. Dartmouth, NSF, March 25, 2005 (first)
- :18—Erika Lawler, Wisconsin vs. Harvard, NSF, March 20, 2008 (second)
- :21—Jennifer Botterill, Harvard vs. Minn. Duluth, CH, March 23, 2003 (second)
- :31—Chelsea Grills, St. Lawrence vs. Harvard, NSF, March 25, 2005 (second)

FASTEST CONSECUTIVE GOALS

- 1:59—Natalie Darwitz, Minnesota vs. Dartmouth, NSF, March 25, 2005
- 4:07—Kelly Stephens, Minnesota vs. Dartmouth, NSF, March 26, 2004
- 5:01—Maria Rooth, Minn. Duluth vs. Harvard, NSF, March 23, 2001
- 7:35—Krissy Wendell, Minnesota vs. Dartmouth, NSF, March 26, 2004
- 8:30—Sarah Vaillancourt, Harvard vs. St. Lawrence, NSF, March 25, 2005

FASTEST HAT TRICK

- 16:07—Maria Rooth, Minn. Duluth vs. Harvard, NSF, March 23, 2001
- 22:53—Krissy Wendell, Minnesota vs. Dartmouth, NSF, March 26, 2004
- 26:45—Sarah Vaillancourt, Harvard vs. St. Lawrence, NSF, March 25, 2005
- 28:07—Natalie Darwitz, Minnesota vs. Harvard, CH, March 28, 2004
- 29:53—Bobbi Ross, Minnesota vs. New Hampshire, NSF, March 24, 2006

ASSISTS

- 3—Krissy Wendell, Minnesota vs. Harvard, CH, March 28, 2004
- 3—Caitlin Cahow, Harvard vs. St. Lawrence, NSF, March 25, 2005
- 3—Natalie Darwitz, Minnesota vs. Dartmouth, NSF, March 25, 2005
- 3—Natalie Darwitz, Minnesota vs. Harvard, CH, March 27, 2005
- 3—Sara Bauer, Wisconsin vs. St. Lawrence, NSF, March 16, 2007
- 3—Sara O'Toole, Minn. Duluth vs. Boston College, March 16, 2007
- 2—Andrea Nichols, Minnesota vs. New Hampshire, NSF, March 24, 2006
- 2—Jennifer Hitchcock, New Hampshire vs. Minnesota, NSF, March 24, 2006

- 2—Cyndy Kenyon, Wisconsin vs. Minnesota, CH, March 26, 2006
- 2—Meghan Duggan, Wisconsin vs. St. Lawrence, NSF, March 16, 2007
- 2—Noemie Marin, Minn. Duluth vs. Boston College, NSF, March 16, 2007
- 2—Sara Bauer, Wisconsin vs. Minn. Duluth, CH, March 18, 2007
- 2—Heidi Pelttari, Minn. Duluth vs. New Hampshire, NSF, March 20, 2008

POINTS

- 5—Natalie Darwitz, Minnesota vs. Dartmouth, NSF, March 25, 2005
- 5—Rebecca Russell, St. Lawrence vs. Dartmouth, N3d, March 27, 2005
- 4—Maria Rooth, Minn. Duluth vs. Harvard, NSF, March 23, 2001
- 4—Julie Chu, Harvard vs. Minnesota, NSF, March 21, 2003
- 4—Krissy Wendell, Minnesota vs. Dartmouth, NSF, March 26, 2004
- 4—Natalie Darwitz, Minnesota vs. Harvard, CH, March 28, 2004
- 4—Krissy Wendell, Minnesota vs. Harvard, CH, March 28, 2004
- 4—Natalie Darwitz, Minnesota vs. Harvard, CH, March 27, 2005
- 4—Krissy Wendell, Minnesota vs. Dartmouth, NSF, March 25, 2005
- 4—Bobbi Ross, Minnesota vs. New Hampshire, NSF, March 24, 2006
- 4—Meghan Duggan, Wisconsin vs. St. Lawrence, NSF, March 16, 2007

PENALTIES

- 5—Angela Ruggiero, Harvard vs. Minn. Duluth, CH, March 23, 2003
- 4—Nora Tallus, Minn. Duluth vs. Harvard, CH, March 23, 2003
- 3—Lindsay Weaver, Harvard vs. Minnesota, CH, March 28, 2004
- 3—Leah Craig, New Hampshire vs. Minnesota, NSF, March 24, 2006

SAVES

- 47—Molly Schaus, Boston College vs. Minn. Duluth, NSF, March 16, 2007
- 46—Amy Ferguson, Dartmouth vs. Minn. Duluth, NSF, March 21, 2003

- 41—Patricia Sautter, Minn. Duluth vs. Harvard, CH, March 23, 2003
 41—Kim Martin, Minn. Duluth vs. New Hampshire, NSF, March 20, 2008
 40—Tania Pinelli, Niagara vs. Minn. Duluth, NSF, March 22, 2002

SHUTOUTS

- Jessie Vetter, Wisconsin vs. St. Lawrence, NSF, March 24, 2006
 Jessie Vetter, Wisconsin vs. Minnesota, CH, March 26, 2006
 Jessie Vetter, Wisconsin vs. St. Lawrence, NSF, March 16, 2007
 Kim Martin, Minn. Duluth vs. Wisconsin, CH, March 22, 2008

Individual, Year**GOALS**

- 4—Maria Rooth, Minn. Duluth, 2001
 4—Krissy Wendell, Minnesota, 2004
 4—Sarah Vaillancourt, Harvard, 2005
 4—Bobbi Ross, Minnesota, 2006
 3—Tammy Shewchuk, Harvard, 2001
 3—Kristy Zamora, Brown, 2002
 3—Hanne Sikio, Minn. Duluth, 2003
 3—Kelly Stephens, Minnesota, 2004
 3—Natalie Darwitz, Minnesota, 2004
 3—Natalie Darwitz, Minnesota, 2005
 3—Krissy Wendell, Minnesota, 2005
 3—Jinelle Zaugg, Wisconsin, 2007

ASSISTS

- 6—Natalie Darwitz, Minnesota, 2005
 5—Sara Bauer, Wisconsin, 2007
 4—Kelly Stephens, Minnesota, 2005
 4—Julie Chu, Harvard, 2005
 3—Jessica Link, Brown, 2002
 3—Jamie Hagerman, Harvard, 2003
 3—Jenny Potter, Minn. Duluth, 2003
 3—Rebecca Russell, St. Lawrence, 2004
 3—Natalie Darwitz, Minnesota, 2004
 3—Krissy Wendell, Minnesota, 2005
 3—Rebecca Russell, St. Lawrence, 2005
 3—Meghan Duggan, Wisconsin, 2007
 3—Noemie Marin, Minn. Duluth, 2007
 3—Sara O'Toole, Minn. Duluth, 2007

POINTS

- 9—Natalie Darwitz, Minnesota, 2005
 8—Krissy Wendell, Minnesota, 2004
 6—Maria Rooth, Minn. Duluth, 2001
 6—Natalie Darwitz, Minnesota, 2004
 6—Rebecca Russell, St. Lawrence, 2005
 6—Sara Bauer, Wisconsin, 2007

PENALTIES

- 5—Angela Ruggiero, Harvard, 2003
 5—Nora Tallus, Minn. Duluth, 2003
 4—Gillian Apps, Dartmouth, 2003
 4—Lindsay Weaver, Harvard, 2004
 4—Laurie Ross, St. Lawrence, 2005

SAVES

- 74—Tania Pinelli, Niagara, 2002
 73—Amy Ferguson, Dartmouth, 2003
 69—Patricia Sautter, Minn. Duluth, 2003
 63—Rachel Barrie, St. Lawrence, 2001
 63—Pam Dreyer, Brown, 2002

**SAVE PERCENTAGE
(Min. two games)**

- 1.000—Jessie Vetter, Wisconsin, 2006 (0 goals allowed, 58 saves)
 .975—Jessie Vetter, Wisconsin, 2007 (1 goal allowed, 39 saves)
 .951—Rachel Barrie, St. Lawrence, 2004 (3 goals allowed, 58 saves)
 .949—Jody Horak, Minnesota, 2004 (3 goals allowed, 56 saves)
 .940—Pam Dreyer, Brown, 2002 (4 goals allowed, 63 saves)

**GOALS-AGAINST AVERAGE
(Min. 110 minutes)**

- 0.00—Jessie Vetter, Wisconsin, 2006, (0 goals allowed)
 0.50—Jessie Vetter, Wisconsin, 2007, (1 goal allowed)
 1.50—Rachel Barrie, St. Lawrence, 2004 (3 goals allowed)
 1.51—Jody Horak, Minnesota, 2004 (3 goals allowed)

- 1.86—Meaghan Cahill, Dartmouth, 2001 (3 goals allowed)

Team, Game**GOALS**

- 7—Minnesota vs. Dartmouth (2), NSF, March 25, 2005
 6—Minn. Duluth vs. Harvard (3), NSF, March 23, 2001
 6—Harvard vs. Minnesota (1), NSF, March 21, 2003
 6—Minnesota vs. Harvard (2), CH, March 28, 2004
 5—Minn. Duluth vs. Dartmouth (2), NSF, March 21, 2003
 5—Minnesota vs. Dartmouth (1), NSF, March 26, 2004
 5—St. Lawrence vs. Dartmouth (1), N3d, March 27, 2005
 5—Minnesota vs. New Hampshire (4), NSF, March 24, 2006

GOALS, BOTH TEAMS

- 9—Minn. Duluth (6) vs. Harvard (3), NSF, March 23, 2001
 9—Minnesota (7) vs. Dartmouth (2), NSF, March 25, 2005
 9—Minnesota (5) vs. New Hampshire (4), NSF, March 24, 2006
 8—Minnesota (6) vs. Harvard (2), CH, March 28, 2004
 7—Minn. Duluth (4) vs. Harvard (3), CH, March 23, 2003
 7—Minn. Duluth (5) vs. Dartmouth (2), NSF, March 21, 2003
 7—Harvard (6) vs. Minnesota (1), NSF, March 21, 2003
 7—Minnesota (4) vs. Harvard (3), CH, March 27, 2005
 7—Minn. Duluth (4) vs. Boston College (3), NSF, March 16, 2007 (2OT)

GOALS, PERIOD

- 5—Minn. Duluth vs. Harvard, NSF, March 23, 2001 (third)
 5—Minnesota vs. Dartmouth, NSF, March 25, 2005 (first)
 4—Minnesota vs. Dartmouth, NSF, March 26, 2004 (third)
 4—Minnesota vs. Harvard, CH, March 28, 2004 (third)
 3—St. Lawrence vs. Dartmouth, NSF, March 23, 2001 (first)
 3—Harvard vs. Minn. Duluth, CH, March 23, 2003 (second)
 3—Minn. Duluth vs. Dartmouth, NSF, March 21, 2003 (second)
 3—Dartmouth vs. Minnesota, N3d, March 23, 2003 (first)
 3—St. Lawrence vs. Dartmouth, N3d, March 25, 2005 (third)
 3—Wisconsin vs. Minn. Duluth, CH, March 18, 2007 (second)
 3—Wisconsin vs. Harvard, NSF, March 20, 2008 (second)

GOALS, PERIOD, BOTH TEAMS

- 7—Minn. Duluth (5) vs. Harvard (2), NSF, March 23, 2001 (third)
 7—Minnesota (5) vs. Dartmouth (2), NSF, March 25, 2005 (first)
 5—Minn. Duluth (3) vs. Dartmouth (2), NSF, March 21, 2003 (second)
 4—Harvard (3) vs. Minn. Duluth (1), CH, March 23, 2003 (second)
 4—Minnesota (4) vs. Dartmouth (0), NSF, March 26, 2004 (third)
 4—Minnesota (4) vs. Harvard (0), CH, March 28, 2004 (third)
 4—Minnesota (2) vs. Harvard (2), CH, March 27, 2005 (second)
 4—Minnesota (2) vs. New Hampshire (2), NSF, March 24, 2006 (first)
 4—Wisconsin (3) vs. Minn. Duluth (1), CH, March 18, 2007 (second)

GOALS, LOSING TEAM

- 4—New Hampshire vs. Minnesota (5), NSF, March 24, 2006
 3—Harvard vs. Minn. Duluth (6), NSF, March 23, 2001
 3—Harvard vs. Minn. Duluth (4), CH, March 23, 2003
 3—Harvard vs. Minnesota (4), CH, March 27, 2005
 3—Boston College vs. Minn. Duluth (4), NSF, March 16, 2007 (2OT)

FEWEST GOALS

- 0—St. Lawrence vs. Wisconsin (1), NSF, March 24, 2006
 0—Minnesota vs. Wisconsin (3), CH, March 26, 2006
 0—St. Lawrence vs. Wisconsin (4), NSF, March 16, 2007
 0—Wisconsin vs. Minn. Duluth (4), CH, March 22, 2008
 1—Dartmouth vs. St. Lawrence (3), NSF, March 23, 2001
 1—Minnesota vs. Brown (2), NSF, March 22, 2002
 1—Minnesota vs. Harvard (6), NSF, March 21, 2003
 1—St. Lawrence vs. Harvard (2), NSF, March 26, 2004
 1—Dartmouth vs. St. Lawrence (2), N3d, March 28, 2004
 1—St. Lawrence vs. Harvard (4), NSF, March 25, 2005
 1—Dartmouth vs. St. Lawrence (5), N3d, March 27, 2005
 1—Wisconsin vs. St. Lawrence (0), NSF, March 24, 2006

- 1—Minn. Duluth vs. Wisconsin (4), CH, March 18, 2007
 1—Harvard vs. Wisconsin (4), NSF, March 20, 2008

FEWEST GOALS, BOTH TEAMS

- 1—Wisconsin (1) vs. St. Lawrence (0), NSF, March 24, 2006
 3—Brown (2) vs. Minnesota (1), NSF, March 22, 2002
 3—Harvard (2) vs. St. Lawrence (1), NSF, March 26, 2004
 3—St. Lawrence (2) vs. Dartmouth (1), N3d, March 28, 2004
 3—Wisconsin (3) vs. Minnesota (0), CH, March 26, 2006
 4—St. Lawrence (3) vs. Dartmouth (1), NSF, March 23, 2001
 4—Niagara (2) vs. Minnesota (2), N3d, March 24, 2002
 4—Wisconsin (4) vs. St. Lawrence (0), NSF, March 16, 2007
 4—Minn. Duluth (4) vs. Wisconsin (0), CH, March 22, 2008

FASTEST CONSECUTIVE GOALS

- :23—Harvard (Julie Chu and Lauren McAuliffe) vs. Minnesota, NSF, March 21, 2003
 :23—Harvard (Jennifer Botterill and Lauren McAuliffe) vs. Minn. Duluth, CH, March 23, 2003
 :30—Wisconsin (Jinelle Zaugg and Grace Hutchings) vs. Minnesota, CH, March 26, 2006
 :32—Minnesota (Natalie Darwitz and Kelly Stephens) vs. Harvard, CH, March 28, 2004
 :33—Wisconsin (Meghan Duggan and Jinelle Zaugg) vs. St. Lawrence, NSF, March 16, 2007

**FASTEST CONSECUTIVE GOALS
BY OPPOSING TEAMS**

- :10—Minn. Duluth (Emmanuelle Blais), then Wisconsin (Jasmine Giles), CH, March 18, 2007
 :44—Dartmouth (Kristina Guarino), then Harvard (Kalen Ingram), N3d, March 25, 2001
 :51—Niagara (Jennifer Goulet), then Minnesota (La Toya Clarke), N3d, March 24, 2002
 :51—Minnesota (Kelly Stephens), then Brown (Kim Insalaco), NSF, March 22, 2002
 :59—Minn. Duluth (Caroline Ouellette), then Dartmouth (Alana BreMiller), NSF, March 21, 2003

WINNING MARGIN

- 5—Harvard (6) vs. Minnesota (1), NSF, March 21, 2003
 5—Minnesota (7) vs. Dartmouth (2), NSF, March 25, 2005
 4—Minnesota (5) vs. Dartmouth (1), NSF, March 26, 2004
 4—Minnesota (6) vs. Harvard (2), CH, March 28, 2004
 4—St. Lawrence (5) vs. Dartmouth (1), N3d, March 27, 2005
 4—Wisconsin (4) vs. St. Lawrence (0), NSF, March 16, 2007
 4—Minn. Duluth (4) vs. Wisconsin (0), CH, March 22, 2008

LARGEST MARGIN OVERCOME TO WIN

- 1—Ten times, most recent: Wisconsin vs. Harvard, NSF, March 20, 2008 (trailed 1-0, won 4-1); Minn. Duluth vs. New Hampshire, NSF, March 20, 2008 (trailed 1-0, won 3-2)

ASSISTS

- 10—Minnesota vs. Dartmouth, NSF, March 25, 2005 (7 goals)
 9—Minn. Duluth vs. Harvard, NSF, March 23, 2001 (6 goals)
 8—Minn. Duluth vs. Dartmouth, NSF, March 21, 2003 (5 goals)
 8—Minnesota vs. Harvard, CH, March 28, 2004 (6 goals)
 8—Harvard vs. St. Lawrence, NSF, March 25, 2005 (4 goals)
 8—Minn. Duluth vs. Boston College, NSF, March 16, 2007 (2OT) (4 goals)

ASSISTS, BOTH TEAMS

- 13—Minn. Duluth (9) vs. Harvard (4), NSF, March 23, 2001 (9 goals)
 12—Minn. Duluth (8) vs. Boston College (4), NSF, March 16, 2007 (2OT) (7 goals)
 11—Minnesota (8) vs. Harvard (3), CH, March 28, 2004 (8 goals)
 11—Minnesota (6) vs. Harvard (5), CH, March 27, 2005 (7 goals)
 11—Minnesota (10) vs. Dartmouth (1), NSF, March 25, 2005 (9 goals)
 11—New Hampshire (6) vs. Minnesota (5), NSF, March 24, 2006 (9 goals)

FEWEST ASSISTS**(Excluding Shutouts)**

- 0—Wisconsin vs. St. Lawrence, NSF, March 24, 2006 (1 goal)
 1—Dartmouth vs. St. Lawrence, NSF, March 23, 2001 (1 goal)

- 1—Minnesota vs. Brown, NSF, March 22, 2002 (1 goal)
- 1—Niagara vs. Minn. Duluth, NSF, March 22, 2002 (2 goals)
- 1—Dartmouth vs. Minn. Duluth, NSF, March 21, 2003 (2 goals)
- 1—Dartmouth vs. St. Lawrence, N3d, March 28, 2004 (1 goal)
- 1—Dartmouth vs. Minnesota, NSF, March 25, 2005 (2 goals)
- 1—Dartmouth vs. St. Lawrence, N3d, March 27, 2005 (1 goal)

FEWEST ASSISTS, BOTH TEAMS

- 0—Wisconsin vs. St. Lawrence, NSF, March 24, 2006 (1 goal)
- 3—St. Lawrence (2) vs. Dartmouth (1), N3d, March 28, 2004 (3 goals)
- 4—Harvard (2) vs. St. Lawrence (2), NSF, March 26, 2004 (3 goals)
- 5—St. Lawrence (4) vs. Dartmouth (1), NSF, March 23, 2001 (4 goals)
- 5—Minn. Duluth (2) vs. Brown (3), CH, March 24, 2002 (5 goals)
- 5—Brown (4) vs. Minnesota (1), NSF, March 22, 2002 (3 goals)
- 5—Wisconsin (5) vs. Minnesota (0), March 26, 2006 (3 goals)

POINTS

- 17—Minnesota vs. Dartmouth, NSF, March 25, 2005
- 15—Minn. Duluth vs. Harvard, NSF, March 23, 2001
- 14—Minnesota vs. Harvard, CH, March 28, 2004
- 13—Harvard vs. Minnesota, NSF, March 21, 2003
- 13—Minn. Duluth vs. Dartmouth, NSF, March 21, 2003

POINTS, BOTH TEAMS

- 22—Minn. Duluth (6 goals, 9 assists) vs. Harvard (3 goals, 4 assists), NSF, March 23, 2001
- 20—Minnesota (7 goals, 10 assists) vs. Dartmouth (2 goals, 1 assist), NSF, March 25, 2005
- 20—Minnesota (5 goals, 5 assists) vs. New Hampshire (4 goals, 6 assists), NSF, March 24, 2006
- 19—Minnesota (6 goals, 8 assists) vs. Harvard (2 goals, 3 assists), CH, March 28, 2004
- 19—Minn. Duluth (4 goals, 8 assists) vs. Boston College (3 goals, 4 assists), NSF, March 16, 2007 (2OT)

FEWEST POINTS

(Excluding Shutouts)

- 1—Wisconsin vs. St. Lawrence, NSF, March 24, 2006 (1 goal, 0 assists)
- 2—Dartmouth vs. St. Lawrence, NSF, March 23, 2001 (1 goal, 1 assist)
- 2—Minnesota vs. Brown, NSF, March 22, 2002 (1 goal, 1 assist)
- 2—Dartmouth vs. St. Lawrence, N3d, March 28, 2004 (1 goal, 1 assist)
- 2—Dartmouth vs. St. Lawrence, N3d, March 27, 2005 (1 goal, 1 assist)

FEWEST POINTS, BOTH TEAMS

- 1—Wisconsin (1 goal, 0 assists) vs. St. Lawrence (0 goals, 0 assists), NSF, March 24, 2006
- 6—Dartmouth (1 goal, 1 assist) vs. St. Lawrence (2 goals, 2 assists), N3d, March 28, 2004
- 7—Harvard (2 goals, 2 assists) vs. St. Lawrence (1 goal, 2 assists), NSF, March 26, 2004
- 8—Brown (2 goals, 4 assists) vs. Minnesota (1 goal, 1 assist), NSF, March 22, 2002
- 9—St. Lawrence (3 goals, 4 assists) vs. Dartmouth (1 goal, 1 assist), NSF, March 23, 2001

SHOTS ON GOAL

- 51—Minn. Duluth vs. Dartmouth, NSF, March 21, 2003 (5 goals)
- 51—Minn. Duluth vs. Boston College, NSF, March 16, 2007 (2OT) (4 goals)
- 44—Harvard vs. Minn. Duluth, CH, March 23, 2003 (4 goals)
- 43—Minn. Duluth vs. Niagara, NSF, March 22, 2002 (3 goals)
- 43—New Hampshire vs. Minn. Duluth, NSF, March 20, 2008 (2 goals)
- 41—Minn. Duluth vs. Harvard, CH, March 23, 2003 (4 goals)

SHOTS ON GOAL, BOTH TEAMS

- 85—Harvard (44) vs. Minn. Duluth (41), CH, March 23, 2003 (7 goals)
- 83—Minn. Duluth (51) vs. Boston College (32), NSF, March 16, 2007 (7 goals)
- 81—Dartmouth (30) vs. Minn. Duluth (51), NSF, March 21, 2003 (7 goals)

- 73—Minnesota (40) vs. Harvard (33), CH, March 28, 2004 (8 goals)
- 67—Minn. Duluth (36) vs. Harvard (31), NSF, March 23, 2001 (9 goals)
- 67—Minn. Duluth (36) vs. St. Lawrence (31), CH, March 25, 2001 (6 goals)

SHOTS ON GOAL, PERIOD

- 19—Harvard vs. St. Lawrence, NSF, March 25, 2005 (third)
- 18—Minn. Duluth vs. Niagara, NSF, March 22, 2002 (second)
- 18—Minn. Duluth vs. Dartmouth, NSF, March 21, 2003 (first)
- 18—Minn. Duluth vs. Dartmouth, NSF, March 21, 2003 (second)
- 17—St. Lawrence vs. Minn. Duluth, CH, March 25, 2001 (third)
- 17—Minnesota vs. Brown, NSF, March 22, 2002 (third)

SHOTS ON GOAL, PERIOD, BOTH TEAMS

- 31—Minn. Duluth (18) vs. Dartmouth (13), NSF, March 21, 2003 (second)
- 29—Minn. Duluth (18) vs. Niagara (11), NSF, March 22, 2002 (second)
- 29—Minn. Duluth (18) vs. Dartmouth (11), NSF, March 23, 2003 (first)
- 28—Minnesota (16) vs. Dartmouth (12), N3d, March 23, 2003 (third)
- 28—Minnesota (16) vs. Harvard (12), CH, March 28, 2004 (second)

FEWEST SHOTS ON GOAL

- 10—Dartmouth vs. Minnesota, NSF, March 25, 2005
- 15—Minn. Duluth vs. New Hampshire, NSF, March 20, 2008
- 17—St. Lawrence vs. Dartmouth, NSF, March 23, 2001
- 17—St. Lawrence vs. Harvard, NSF, March 25, 2005
- 18—Minnesota vs. Harvard, NSF, March 21, 2003
- 18—Minn. Duluth vs. Wisconsin, CH, March 18, 2007
- 19—Wisconsin vs. Minnesota, CH, March 26, 2006

FEWEST SHOTS ON GOAL, BOTH TEAMS

- 34—Minnesota (24) vs. Dartmouth (10), NSF, March 25, 2005 (9 goals)
- 42—Wisconsin (24) vs. Minn. Duluth (18), CH, March 18, 2007 (5 goals)
- 46—Dartmouth (23) vs. St. Lawrence (23), N3d, March 28, 2004 (3 goals)
- 46—Wisconsin (24) vs. St. Lawrence (22), NSF, March 16, 2007 (4 goals)
- 48—Minnesota (25) vs. New Hampshire (23), NSF, March 26, 2006 (9 goals)

FEWEST SHOTS ON GOAL, REGULATION PERIOD

- 0—Dartmouth vs. Minnesota, NSF, March 25, 2005 (third)
- 0—Minn. Duluth, NSF, March 20, 2008 (second)
- 1—St. Lawrence vs. Dartmouth, NSF, March 23, 2001 (third)
- 2—St. Lawrence vs. Minn. Duluth, CH, March 25, 2001 (second)
- 2—Dartmouth vs. Minnesota, NSF, March 26, 2004 (third)
- 3—Niagara vs. Minn. Duluth, NSF, March 22, 2002 (first)
- 3—Dartmouth vs. Minnesota, NSF, March 25, 2005 (second)
- 3—Minnesota vs. Dartmouth, NSF, March 25, 2005 (second)

FEWEST SHOTS ON GOAL, REGULATION PERIOD, BOTH TEAMS

- 6—Dartmouth (3) vs. Minnesota (3), NSF, March 25, 2005 (second)
- 8—Wisconsin (4) vs. Minn. Duluth (4), CH, March 18, 2007 (third)
- 9—Dartmouth (0) vs. Minnesota (9), NSF, March 25, 2005 (second)
- 9—Harvard (5) vs. Minnesota (4), CH, March 27, 2005 (third)
- 10—Harvard (5) vs. Minn. Duluth (5), CH, March 23, 2003 (first)
- 11—Minnesota (5) vs. Harvard (6), NSF, March 21, 2003 (third)
- 11—Wisconsin (6) vs. St. Lawrence (5), NSF, March 24, 2006 (third)
- 11—New Hampshire (6) vs. Minnesota (5), NSF, March 24, 2006 (first)

PENALTIES

- 12—Harvard vs. St. Lawrence, NSF, March 25, 2005
- 11—Minn. Duluth vs. Wisconsin, CH, March 22, 2008
- 10—St. Lawrence vs. Harvard, NSF, March 25, 2005
- 9—Minn. Duluth vs. New Hampshire, NSF, March 20, 2008

- 8—Harvard vs. Minn. Duluth, CH, March 23, 2003
- 8—Minn. Duluth vs. Harvard, CH, March 23, 2003
- 8—Dartmouth vs. St. Lawrence, N3d, March 28, 2004
- 8—New Hampshire vs. Minn. Duluth, NSF, March 20, 2008

PENALTIES, BOTH TEAMS

- 22—St. Lawrence (10) vs. Harvard (12), NSF, March 25, 2005
- 18—Minn. Duluth (11) vs. Wisconsin (7), CH, March 22, 2008
- 17—Minn. Duluth (9) vs. New Hampshire (8), NSF, March 20, 2008
- 16—Harvard (8) vs. Minn. Duluth (8), CH, March 23, 2003
- 14—Dartmouth (7) vs. Minn. Duluth (7), NSF, March 21, 2003
- 14—Dartmouth (8) vs. St. Lawrence (6), N3d, March 28, 2004

FEWEST PENALTIES

- 1—Minn. Duluth vs. Harvard, NSF, March 23, 2001
- 1—Minnesota vs. Niagara, N3d, March 24, 2002
- 1—St. Lawrence vs. Wisconsin, NSF, March 16, 2007
- 2—Harvard vs. Minn. Duluth, NSF, March 23, 2001
- 2—Dartmouth vs. Minnesota, NSF, March 26, 2004
- 2—Minnesota vs. Dartmouth, NSF, March 26, 2004
- 2—St. Lawrence vs. Wisconsin, NSF, March 24, 2006
- 2—Minn. Duluth vs. Boston College, NSF, March 16, 2007 (2OT)
- 2—Harvard vs. Wisconsin, NSF, March 20, 2008

FEWEST PENALTIES, BOTH TEAMS

- 3—Harvard (2) vs. Minn. Duluth (1), NSF, March 23, 2001
- 4—Niagara (3) vs. Minnesota (1), N3d, March 24, 2002
- 4—Dartmouth (2) vs. Minnesota (2), NSF, March 26, 2004
- 6—Minn. Duluth (3) vs. Niagara (3), NSF, March 22, 2002
- 6—Wisconsin (4) vs. St. Lawrence (2), NSF, March 24, 2006
- 6—Wisconsin (5) vs. St. Lawrence (1), NSF, March 16, 2007
- 6—Wisconsin (4) vs. Harvard (2), NSF, March 20, 2008

LONGEST GAME

- 94:19—Minn. Duluth (4) vs. Boston College (3), NSF, March 16, 2007 (2OT)
- 84:19—Minn. Duluth (4) vs. Harvard (3), CH, March 23, 2003 (2OT)
- 65:00—Niagara (2) vs. Minnesota (2), N3d, March 24, 2002 (OT)

Team, Year

GOALS

- 11—Minnesota, 2004
- 11—Minnesota, 2005
- 10—Minn. Duluth, 2001
- 9—Minn. Duluth, 2003
- 9—Harvard, 2003

FEWEST GOALS

(Min. two games)

- 2—Dartmouth, 2004
- 3—Dartmouth, 2001
- 3—Minnesota, 2002
- 3—Minnesota, 2003
- 3—St. Lawrence, 2004
- 3—Dartmouth, 2005

FEWEST GOALS ALLOWED

(Min. two games)

- 0—Wisconsin, 2006
- 1—Wisconsin, 2007
- 2—Minn. Duluth, 2008
- 3—Minnesota, 2004
- 3—St. Lawrence, 2004
- 4—Brown, 2002
- 4—Minn. Duluth, 2002
- 4—Minnesota, 2002

ASSISTS

- 16—Minnesota, 2005
- 13—Minnesota, 2004
- 13—Minn. Duluth, 2001
- 13—Harvard, 2005
- 12—Minn. Duluth, 2003
- 12—Wisconsin, 2007

POINTS

- 27—Minnesota, 2005
- 24—Minnesota, 2004
- 23—Minn. Duluth, 2001

21—Minn. Duluth, 2003
20—Harvard, 2003
20—Harvard, 2005
20—Wisconsin, 2007

SHOTS ON GOAL

92—Minn. Duluth, 2003
76—Harvard, 2003
75—Minnesota, 2004
74—Minn. Duluth, 2002
72—Minn. Duluth, 2001
72—Minnesota, 2002

FEWEST SHOTS ON GOAL
(Min. two games)

36—Dartmouth, 2005

39—Minn. Duluth, 2008
40—St. Lawrence, 2005
44—St. Lawrence, 2004
44—Wisconsin, 2006
45—Dartmouth, 2004

PENALTIES

20—Minn. Duluth, 2008
15—Minn. Duluth, 2003
15—St. Lawrence, 2005
15—Harvard, 2005
13—Harvard, 2003
12—Dartmouth, 2003
12—St. Lawrence, 2004
12—Dartmouth, 2005

FEWEST PENALTIES
(Min. two games)

4—Minnesota, 2002
5—Minn. Duluth, 2001
6—Niagara, 2002
6—Minnesota, 2003
6—Minn. Duluth, 2007
7—Harvard, 2001
7—Dartmouth, 2001
7—St. Lawrence, 2001
7—Minn. Duluth, 2002

Women's Frozen Four Most Outstanding Players

Year	Player, Team	Pos.	Cl.	Frozen Four Statistics					Saves
				Games	Goals	Assists	GAA		
2001	Maria Rooth, Minn. Duluth	F	So.	2	4	2	—	—	
2002	Kristy Zamora, Brown.....	F	Sr.	2	3	0	—	—	
2003	Caroline Ouellette, Minn. Duluth	F	So.	2	2	2	—	—	
2004	Krissy Wendell, Minnesota	F	So.	2	4	4	—	—	
2005	Natalie Darwitz, Minnesota	F	Jr.	3	6	9	—	—	
2006	Jessie Vetter, Wisconsin	G	So.	2	—	—	0.00	58	
2007	Sara Bauer, Wisconsin.....	F	Sr.	2	1	5	—	—	
2008	Kim Martin, Minn. Duluth.....	G	So.	2	—	—	1.00	52	

All-Tournament Teams

2001 G—Tuula Puputti, Minn. Duluth D—Isabelle Chartrand, St. Lawrence D—Brittney Ralph, Minn. Duluth F—Amanda Sargeant, St. Lawrence F—Maria Rooth, Minn. Duluth* F—Tammy Shewchuk, Harvard	2004 G—Jody Horak, Minnesota D—Allie Sanchez, Minnesota D—Angela Ruggiero, Harvard F—Kelly Stephens, Minnesota F—Natalie Darwitz, Minnesota F—Krissy Wendell, Minnesota*	2007 G—Jessie Vetter, Wisconsin D—Bobbi-Jo Slusar, Wisconsin D—Meghan Mikkelson, Wisconsin F—Jinelle Zaugg, Wisconsin F—Jessica Koizumi, Minn. Duluth F—Sara Bauer, Wisconsin*
2002 G—Tania Pinelli, Niagara D—Larissa Luther, Minn. Duluth D—Meredith Ostrander, Brown F—Kelly Stephens, Minnesota F—Joanne Eustace, Minn. Duluth F—Kristy Zamora, Brown*	2005 G—Ali Boe, Harvard D—Caitlin Cahow, Harvard D—Lyndsay Wall, Minnesota F—Sarah Vaillancourt, Harvard F—Natalie Darwitz, Minnesota* F—Krissy Wendell, Minnesota	2008 G—Kim Martin, Minn. Duluth* D—Myriam Trepanier, Minn. Duluth D—Heidi Peltari, Minn. Duluth F—Laura Fridfinnson, Minn. Duluth F—Sara O'Toole, Minn. Duluth F—Erika Lawler, Wisconsin
2003 G—Amy Ferguson, Dartmouth D—Angela Ruggiero, Harvard F—Jenny Potter, Minn. Duluth F—Hanne Sikio, Minn. Duluth F—Julie Chu, Harvard F—Caroline Ouellette, Minn. Duluth*	2006 G—Jessie Vetter, Wisconsin* D—Bobbi-Jo Slusar, Wisconsin D—Ashley Albrecht, Minnesota F—Jinelle Zaugg, Wisconsin F—Bobbi Ross, Minnesota F—Jennifer Hitchcock, New Hampshire	<i>*Most Outstanding Player</i>

Championship Game Records

The following records are from the NCAA championship game.

Individual

GOALS

3—Natalie Darwitz, Minnesota vs. Harvard, March 28, 2004
2—Kristy Zamora, Brown vs. Minn. Duluth, March 24, 2002
2—Hanne Sikio, Minn. Duluth vs. Harvard, March 23, 2003 (2 ot)

2—Jinelle Zaugg, Wisconsin vs. Minnesota, March 26, 2006

FASTEST GAME-OPENING GOAL

5:17—Caroline Ouellette, Minn. Duluth vs. Harvard, March 23, 2003 (2 ot)
9:00—Jinelle Zaugg, Wisconsin vs. Minn. Duluth, March 18, 2007
9:56—Jinelle Zaugg, Wisconsin vs. Minnesota, March 26, 2006
11:22—Amanda Sargeant, St. Lawrence vs. Minn. Duluth, March 25, 2001
11:26—Kristy Zamora, Brown vs. Minn. Duluth, March 24, 2002

FASTEST CONSECUTIVE GOALS

12:50—Natalie Darwitz, Minnesota vs. Harvard, March 28, 2004
15:18—Natalie Darwitz, Minnesota vs. Harvard, March 28, 2004
19:52—Jinelle Zaugg, Wisconsin vs. Minnesota, March 26, 2006

22:33—Kristy Zamora, Brown vs. Minn. Duluth, March 24, 2002
25:04—Hanne Sikio, Minn. Duluth vs. Harvard, March 23, 2003 (2 ot)

FASTEST HAT TRICK

28:08—Natalie Darwitz, Minnesota vs. Harvard, March 28, 2004

ASSISTS

3—Krissy Wendell, Minnesota vs. Harvard, March 28, 2004
3—Natalie Darwitz, Minnesota vs. Harvard, March 27, 2005
2—9 times, most recent: Sara Bauer, Wisconsin vs. Minn. Duluth, March 18, 2007

POINTS

4—Krissy Wendell, Minnesota vs. Harvard, March 28, 2004
4—Natalie Darwitz, Minnesota vs. Harvard, March 28, 2004

- 4—Natalie Darwitz, Minnesota vs. Harvard, March 27, 2005
 3—Kelly Stephens, Minnesota vs. Harvard, March 28, 2004
 3—Sara Bauer, Wisconsin vs. Minn. Duluth, March 18, 2007

PENALTIES

- 5—Angela Ruggiero, Harvard vs. Minn. Duluth, March 23, 2003 (2 ot)
 4—Nora Tallus, Minn. Duluth vs. Harvard, March 23, 2003 (2 ot)
 3—Lindsay Weaver, Harvard vs. Minnesota, March 28, 2004
 2—8 times, most recent: Rachel Bible, Wisconsin vs. Minn. Duluth, March 22, 2008

SAVES

- 41—Patricia Sautter, Minn. Duluth vs. Harvard, March 23, 2003 (2 ot)
 37—Jessica Ruddock, Harvard vs. Minn. Duluth, March 23, 2003 (2 ot)
 34—Ali Boe, Harvard vs. Minnesota, March 28, 2004
 33—Patricia Sautter, Minn. Duluth vs. Brown, March 24, 2002
 32—Rachel Barrie, St. Lawrence vs. Minn. Duluth, March 25, 2001

SHUTOUTS

- Jessie Vetter, Wisconsin vs. Minnesota, March 26, 2006
 Kim Martin, Minn. Duluth vs. Wisconsin, March 22, 2008

Team

GOALS

- 6—Minnesota vs. Harvard (2), March 28, 2004
 4—Minn. Duluth vs. St. Lawrence (2), March 25, 2001
 4—Minn. Duluth vs. Harvard (3), March 23, 2003 (2 ot)
 4—Minnesota vs. Harvard (3), March 27, 2005
 4—Wisconsin vs. Minn. Duluth (1), March 18, 2007
 4—Minn. Duluth (4) vs. Wisconsin (0), March 22, 2008

GOALS, BOTH TEAMS

- 8—Minnesota (6) vs. Harvard (2), March 28, 2004
 7—Minn. Duluth (4) vs. Harvard (3), March 23, 2003 (2 ot)
 7—Minnesota (4) vs. Harvard (3), March 27, 2005
 6—Minn. Duluth (4) vs. St. Lawrence (2), March 25, 2001

GOALS, PERIOD

- 4—Minnesota vs. Harvard, March 28, 2004 (third)
 3—Harvard vs. Minn. Duluth, March 23, 2003 (2 ot) (second)
 3—Wisconsin vs. Minn. Duluth, March 18, 2007 (second)
 2—Minn. Duluth vs. St. Lawrence, March 25, 2001 (second)
 2—Minn. Duluth vs. Harvard, March 23, 2003 (2 ot) (first)
 2—Minnesota vs. Harvard, March 28, 2004 (second)
 2—Harvard vs. Minnesota, March 27, 2005 (second)
 2—Minnesota vs. Harvard, March 27, 2005 (second)
 2—Wisconsin vs. Minnesota, March 26, 2006 (first)
 2—Minn. Duluth vs. Wisconsin, March 22, 2008 (second)

GOALS, PERIOD, BOTH TEAMS

- 4—Harvard (3) vs. Minn. Duluth (1), March 23, 2003 (2 ot) (second)
 4—Minnesota (4) vs. Harvard (0), March 28, 2004 (third)
 4—Harvard (2) vs. Minnesota (2), March 27, 2005 (second)
 4—Wisconsin (3) vs. Minn. Duluth (1), March 18, 2007 (second)
 3—Minnesota (2) vs. Harvard (1), March 28, 2004 (second)

FEWEST GOALS

- 0—Minnesota vs. Wisconsin, March 26, 2006
 0—Wisconsin vs. Minn. Duluth, March 22, 2008
 1—Minn. Duluth vs. Wisconsin, March 18, 2007
 2—St. Lawrence vs. Minn. Duluth (4), March 25, 2001
 2—Brown vs. Minn. Duluth (3), March 24, 2002
 2—Harvard vs. Minnesota (6), March 28, 2004

FEWEST GOALS, BOTH TEAMS

- 3—Wisconsin (3) vs. Minnesota (0), March 26, 2006
 4—Minn. Duluth (4) vs. Wisconsin (0), March 22, 2008
 5—Minn. Duluth (3) vs. Brown (2), March 24, 2002
 5—Wisconsin (4) vs. Minn. Duluth (1), March 18, 2007
 6—Minn. Duluth (4) vs. St. Lawrence (2), March 25, 2001
 7—Minn. Duluth (4) vs. Harvard (3), March 23, 2003 (2 ot)

- 7—Minnesota (4) vs. Harvard (3), March 27, 2005

FASTEST CONSECUTIVE GOALS

- :23—Harvard (Jennifer Botterill and Lauren McAuliffe) vs. Minn. Duluth, March 23, 2003 (2 ot)
 :30—Wisconsin (Jinelle Zaugg and Grace Hutchins) vs. Minnesota, March 26, 2006
 :32—Minnesota (Natalie Darwitz and Kelly Stephens) vs. Harvard, March 28, 2004
 2:20—Minnesota (Andrea Nichols and Natalie Darwitz) vs. Harvard, March 28, 2004
 4:32—Wisconsin (Erika Lawler and Sara Bauer) vs. Minn. Duluth, March 18, 2007

FASTEST CONSECUTIVE GOALS, OPPOSING TEAMS

- :10—Wisconsin (Emmanuelle Blais), then Minn. Duluth (Jasmine Giles), March 18, 2007
 1:45—Brown (Kristy Zamora), then Minn. Duluth (Kristina Petrovskaia), March 24, 2002
 2:35—Minnesota (Lyndsay Wall), then Harvard (Sarah Vaillancourt), March 27, 2005
 2:48—Harvard (Nicole Corriero), then Minn. Duluth (Hanne Sikio), March 23, 2003 (2 ot)
 2:50—Minn. Duluth (Erika Holst), then Brown (Kristy Zamora), March 24, 2002

WINNING MARGIN

- 4—Minnesota (6) vs. Harvard (2), March 28, 2004
 4—Minn. Duluth (4) vs. Wisconsin (0), March 22, 2008
 3—Wisconsin (3) vs. Minnesota (0), March 26, 2006
 3—Wisconsin (4) vs. Minn. Duluth (1), March 18, 2007
 2—Minn. Duluth (4) vs. St. Lawrence (2), March 25, 2001

LARGEST MARGIN OVERCOME TO WIN

- 1—Four times

ASSISTS

- 8—Minnesota vs. Harvard, March 28, 2004 (6 goals)
 6—Minnesota vs. Harvard, March 27, 2005 (4 goals)
 6—Minn. Duluth vs. Wisconsin, March 22, 2008 (4 goals)
 5—Harvard vs. Minnesota, March 27, 2005 (3 goals)
 5—Wisconsin vs. Minnesota, March 26, 2006 (3 goals)
 5—Wisconsin vs. Minn. Duluth, March 18, 2007 (4 goals)

ASSISTS, BOTH TEAMS

- 11—Minnesota (8) vs. Harvard (3), March 28, 2004 (8 goals)
 11—Minnesota (6) vs. Harvard (5), March 27, 2005 (7 goals)
 8—Harvard (4) vs. Minn. Duluth (4), March 23, 2003 (2 ot) (7 goals)

FEWEST ASSISTS

(Excluding Shutouts)

- 2—Minn. Duluth vs. Brown, March 24, 2002 (3 goals)
 2—Minn. Duluth vs. Wisconsin, March 18, 2007 (1 goal)
 3—Brown vs. Minn. Duluth, March 24, 2002 (2 goals)
 3—Harvard vs. Minnesota, March 28, 2004 (2 goals)
 3—St. Lawrence vs. Minn. Duluth, March 25, 2001 (2 goals)

FEWEST ASSISTS, BOTH TEAMS

- 5—Brown (3) vs. Minn. Duluth (2), March 24, 2002 (5 goals)
 6—Minn. Duluth (6) vs. Wisconsin (0), March 22, 2008
 5—Wisconsin (5) vs. Minnesota (0), March 26, 2006 (3 goals)
 7—Minn. Duluth (4) vs. St. Lawrence (3), March 25, 2001 (6 goals)
 7—Wisconsin (5) vs. Minn. Duluth (2), March 18, 2007 (5 goals)

SHOTS ON GOAL

- 44—Harvard vs. Minn. Duluth, March 23, 2003 (2 ot) (3 goals)
 41—Minn. Duluth vs. Harvard, March 23, 2003 (2 ot) (4 goals)
 40—Minnesota vs. Harvard, March 28, 2004 (6 goals)
 36—Minn. Duluth vs. St. Lawrence, March 25, 2001 (4 goals)
 35—Brown vs. Minn. Duluth, March 24, 2002 (2 goals)

SHOTS ON GOAL, BOTH TEAMS

- 85—Harvard (44) vs. Minn. Duluth (41), March 23, 2003 (2 ot) (7 goals)
 73—Minnesota (40) vs. Harvard (33), March 28, 2004 (8 goals)

- 67—Minn. Duluth (36) vs. St. Lawrence (31), March 25, 2001 (6 goals)
 66—Brown (35) vs. Minn. Duluth (31), March 24, 2002 (5 goals)

SHOTS ON GOAL, PERIOD

- 17—St. Lawrence vs. Minn. Duluth, March 25, 2001 (third)
 16—Brown vs. Minn. Duluth, March 24, 2002 (third)
 16—Minnesota vs. Harvard, March 28, 2004 (second)
 15—Minn. Duluth vs. St. Lawrence, March 25, 2001 (first)

SHOTS ON GOAL, PERIOD, BOTH TEAMS

- 28—Minnesota (16) vs. Harvard (12), March 28, 2004 (second)
 27—Minn. Duluth (15) vs. St. Lawrence (12), March 25, 2001 (first)
 26—Minnesota (14) vs. Harvard (12), March 27, 2005 (second)
 25—St. Lawrence (17) vs. Minn. Duluth (8), March 25, 2001 (third)
 25—Harvard (14) vs. Minnesota (11), March 28, 2004 (third)

FEWEST SHOTS ON GOAL

- 18—Minn. Duluth vs. Wisconsin, March 18, 2007
 19—Wisconsin vs. Minnesota, March 26, 2006
 24—Minnesota vs. Harvard, March 27, 2005
 24—Minn. Duluth vs. Wisconsin, March 22, 2008
 26—Harvard vs. Minnesota, March 27, 2005
 28—Wisconsin vs. Minn. Duluth, March 22, 2008

FEWEST SHOTS ON GOAL, BOTH TEAMS

- 42—Wisconsin (24) vs. Minn. Duluth (18), March 18, 2007
 50—Harvard (26) vs. Minnesota (24), March 27, 2005
 50—Minnesota (31) vs. Wisconsin (19), March 26, 2006
 52—Wisconsin (28) vs. Minn. Duluth (24), March 22, 2008
 66—Brown (35) vs. Minn. Duluth (31), March 24, 2002

FEWEST SHOTS ON GOAL, REGULATION PERIOD

- 2—St. Lawrence vs. Minn. Duluth, March 25, 2001 (second)
 4—Minnesota vs. Harvard, March 27, 2005 (third)
 4—Wisconsin vs. Minnesota, March 26, 2006 (third)
 4—Minn. Duluth vs. Wisconsin, March 18, 2007 (third)
 4—Wisconsin vs. Minn. Duluth, March 18, 2007 (third)

FEWEST SHOTS ON GOAL, REGULATION PERIOD, BOTH TEAMS

- 8—Wisconsin (4) vs. Minn. Duluth (4), March 18, 2007 (third)
 9—Harvard (5) vs. Minnesota (4), March 27, 2005 (third)
 10—Harvard (5) vs. Minn. Duluth (5), March 23, 2003 (2 ot) (first)
 12—Minnesota (7) vs. Wisconsin (5), March 26, 2006 (second)

PENALTIES

- 11—Minn. Duluth vs. Wisconsin, March 22, 2008
 8—Harvard vs. Minn. Duluth, March 23, 2003 (2 ot)
 8—Minn. Duluth vs. Harvard, March 23, 2003 (2 ot)
 7—Wisconsin vs. Minn. Duluth, March 22, 2008
 6—Minnesota vs. Harvard, March 28, 2004
 6—Wisconsin vs. Minnesota, March 26, 2006

PENALTIES, BOTH TEAMS

- 18—Minn. Duluth (11) vs. Wisconsin (7), March 22, 2008
 16—Harvard (8) vs. Minn. Duluth (8), March 23, 2003 (2 ot)
 11—Wisconsin (6) vs. Minnesota (5), March 26, 2006
 10—Minnesota (6) vs. Harvard (4), March 28, 2004
 9—Minn. Duluth (4) vs. Wisconsin (5), March 18, 2007

FEWEST PENALTIES

- 3—St. Lawrence vs. Minn. Duluth, March 25, 2001
 3—Harvard vs. Minnesota, March 27, 2005
 4—Minn. Duluth vs. St. Lawrence, March 25, 2001
 4—Minnesota vs. Brown, March 24, 2002
 4—Brown vs. Minnesota, March 24, 2002
 4—Harvard vs. Minnesota, March 28, 2004
 4—Minn. Duluth vs. Wisconsin, March 18, 2007

FEWEST PENALTIES, BOTH TEAMS

- 7—Minn. Duluth (4) vs. St. Lawrence (3), March 25, 2001
 8—Brown (4) vs. Minnesota (4), March 24, 2002
 8—Minnesota (5) vs. Harvard (3), March 27, 2005

LONGEST GAME

- 84:19—Minn. Duluth (4) vs. Harvard (3), March 23, 2003 (2 ot)

Regional Records

In 2005, the tournament was expanded to eight teams and a regional format was added. The following records include game marks set during the regionals (2005-08).

Individual, Game

GOALS

- 4—Nicole Corriero, Harvard vs. Mercyhurst, March 19, 2005 (3 ot)
- 2—Emilie Berlinguette, St. Lawrence vs. Minn. Duluth, March 18, 2005 (ot)
- 2—Kelly Stephens, Minnesota vs. Providence, March 18, 2005
- 2—Bobbi Ross, Minnesota vs. Providence, March 18, 2005
- 2—Katie Weatherston, Dartmouth vs. Wisconsin, March 19, 2005
- 2—Jessica Koizumi, Minn. Duluth vs. Mercyhurst, March 9, 2007
- 2—Sam Faber, New Hampshire vs. St. Lawrence, March 10, 2007
- 2—Carson Duggan, St. Lawrence vs. New Hampshire, March 10, 2007
- 2—Meghan Fardelmann, Boston College vs. Dartmouth, March 10, 2007
- 2—Emmanuelle Blais, Minn. Duluth vs. Mercyhurst, March 15, 2008

FASTEST GAME-OPENING GOAL

- 0:22—Meghan Agosta, Mercyhurst vs. Minn. Duluth, March 15, 2008
- 1:11—Meghan Fardelmann, Boston College vs. Dartmouth, March 10, 2007
- 3:42—Rebecca Russell, St. Lawrence vs. Minn. Duluth, March 18, 2005 (ot)
- 4:42—Katelynn Laffin, Providence vs. Minnesota, March 18, 2005
- 5:41—Samantha Shirley, Mercyhurst vs. Harvard, March 19, 2005 (3 ot)
- 7:37—Sharon Cole, Wisconsin vs. Dartmouth, March 19, 2005

FASTEST GOAL, START OF PERIOD

- :10—Whitney Graft, Minnesota vs. Princeton, March 17, 2006 (third)
- :14—Hilary Knight, Wisconsin vs. Minnesota, March 15, 2008 (third)
- :23—Nicole Corriero, Harvard vs. Mercyhurst, March 19, 2005 (3 ot) (second)
- :38—Nicole Corriero, Harvard vs. Mercyhurst, March 19, 2005 (3 ot) (third)
- 2:00—Bobbi Ross, Minnesota vs. Providence, March 18, 2005 (third)

FASTEST CONSECUTIVE GOALS

- 4:44—Nicole Corriero, Harvard vs. Mercyhurst, March 19, 2005 (3 ot)
- 6:32—Emmanuelle Blais, Minn. Duluth vs. Mercyhurst, March 15, 2008
- 7:23—Nicole Corriero, Harvard vs. Mercyhurst, March 19, 2005 (3 ot)
- 8:53—Carson Duggan, St. Lawrence vs. New Hampshire, March 10, 2007
- 8:57—Kelly Stephens, Minnesota vs. Providence, March 18, 2005

FASTEST HAT TRICK

- 12:07—Nicole Corriero, Harvard vs. Mercyhurst, March 19, 2005 (3 ot)

ASSISTS

- 4—Haley Irwin, Minn. Duluth vs. Mercyhurst, March 15, 2008
- 3—Krissy Wendell, Minnesota vs. Providence, March 18, 2005
- 3—Natalie Darwitz, Minnesota vs. Providence, March 18, 2005
- 3—Julie Chu, Harvard vs. Mercyhurst, March 19, 2005 (3 ot)
- 3—Sarah Vaillancourt, Harvard vs. Mercyhurst, March 19, 2005 (3 ot)
- 3—Cheryl Muranko, Dartmouth vs. Wisconsin, March 19, 2005
- 3—Chelsea Grills, St. Lawrence vs. New Hampshire, March 10, 2007

- 3—Kelli Stack, Boston College vs. Dartmouth, March 10, 2007

POINTS

- 5—Nicole Corriero, Harvard vs. Mercyhurst, March 19, 2005 (3 ot)
- 4—Kelly Stephens, Minnesota vs. Providence, March 18, 2005
- 4—Julie Chu, Harvard vs. Mercyhurst, March 19, 2005 (3 ot)
- 4—Chelsea Grills, St. Lawrence vs. New Hampshire, March 10, 2007
- 4—Haley Irwin, Minn. Duluth vs. Mercyhurst, March 15, 2008
- 4—Sarah Vaillancourt, Harvard vs. Dartmouth, March 15, 2008
- 3—Natalie Darwitz, Providence vs. Minnesota, March 18, 2005
- 3—Krissy Wendell, Minnesota vs. Providence, March 18, 2005
- 3—Cheryl Muranko, Dartmouth vs. Wisconsin, March 19, 2005
- 3—Cherie Piper, Dartmouth vs. Wisconsin, March 19, 2005
- 3—Katie Weatherston, Dartmouth vs. Wisconsin, March 19, 2005
- 3—Sarah Vaillancourt, Harvard vs. Mercyhurst, March 19, 2005 (3 ot)
- 3—Sabrina Harbec, St. Lawrence vs. New Hampshire, March 10, 2007
- 3—Carson Duggan, St. Lawrence vs. New Hampshire, March 10, 2007
- 3—Kelli Stack, Boston College vs. Dartmouth, March 10, 2007
- 3—Emmanuelle Blais, Minn. Duluth vs. Mercyhurst, March 15, 2008

PENALTIES

- 6—Dina McCumber, Princeton vs. Minnesota, March 17, 2006
- 4—Marykate Oakley, Princeton vs. Minnesota, March 17, 2006
- 3—Teresa Marchese, Mercyhurst vs. Harvard, March 19, 2005 (3 ot)
- 3—Krista Johnson, Minnesota vs. Princeton, March 17, 2006
- 3—Allie Sanchez, Minnesota vs. Princeton, March 17, 2006
- 3—Juliane Jubinville, Minn. Duluth vs. St. Lawrence, March 18, 2006
- 3—Abbie Bullard, St. Lawrence vs. Minn. Duluth, March 18, 2006

SAVES

- 78—Desirae Clark, Mercyhurst vs. Harvard, March 19, 2005 (3 ot)
- 67—Brittany Martin, Harvard vs. Wisconsin, March 10, 2007 (4OT)
- 56—Ali Boe, Harvard vs. Mercyhurst, March 19, 2005 (3 ot)
- 45—Molly Schaus, Boston College vs. Dartmouth, March 10, 2007 (2OT)
- 44—Riitta Schaublin, Minn. Duluth vs. Mercyhurst, March 10, 2007 (OT)

SHUTOUTS

- Brittany Chartier, Minnesota vs. Princeton, March 17, 2006
- Jessica Moffat, St. Lawrence vs. Minn. Duluth, March 18, 2006
- Jessie Vetter, Wisconsin vs. Harvard, March 10, 2007 (4OT)

Team, Game

GOALS

- 6—Minnesota vs. Princeton (1), March 18, 2005
- 6—St. Lawrence vs. New Hampshire (2), March 10, 2007
- 5—Harvard vs. Mercyhurst (4), March 19, 2005 (3 ot)
- 5—Minn. Duluth vs. Mercyhurst (4), March 15, 2008
- 5—Harvard vs. Dartmouth (1), March 15, 2008
- 4—Mercyhurst vs. Harvard (5), March 19, 2005 (3 ot)
- 4—Dartmouth vs. Wisconsin (3), March 19, 2005
- 4—Minnesota vs. Princeton (0), March 17, 2006
- 4—Mercyhurst vs. Minn. Duluth (5), March 17, 2006

GOALS, BOTH TEAMS

- 9—Harvard (5) vs. Mercyhurst (4), March 19, 2005 (3 ot)
- 9—Minn. Duluth (5) vs. Mercyhurst (4), March 15, 2008
- 8—St. Lawrence (6) vs. New Hampshire (2), March 10, 2007

- 7—Minnesota (6) vs. Providence (1), March 18, 2005
- 7—Dartmouth (4) vs. Wisconsin (3), March 19, 2005
- 6—Harvard (5) vs. Dartmouth (1), March 15, 2008
- 5—St. Lawrence (3) vs. Minn. Duluth (2), March 18, 2005 (ot)
- 5—Minn. Duluth (3) vs. Mercyhurst (2), March 9, 2007 (OT)
- 5—Boston College (3) vs. Dartmouth (2), March 10, 2007
- 5—Wisconsin (3) vs. Minnesota (2), March 15, 2008 (ot)
- 5—New Hampshire (3) vs. St. Lawrence, March 15, 2008 (ot)

GOALS, PERIOD

- 3—Wisconsin vs. Dartmouth, March 19, 2005 (first)
- 3—Mercyhurst vs. Harvard, March 19, 2005 (3 ot) (first)
- 3—Minnesota vs. Princeton, March 17, 2006 (third)
- 3—St. Lawrence vs. New Hampshire, March 10, 2007 (first)
- 3—Minn. Duluth vs. Mercyhurst, March 15, 2008 (third)
- 2—12 times, most recent: Mercyhurst vs. Minn. Duluth, March 15, 2008 (first and third); Harvard vs. Dartmouth, March 15, 2008 (second and third)

GOALS, PERIOD, BOTH TEAMS

- 5—Wisconsin (3) vs. Dartmouth (2), March 19, 2005 (first)
- 5—Minn. Duluth (3) vs. Mercyhurst (2), March 15, 2008 (third)
- 4—Mercyhurst (3) vs. Harvard (1), March 19, 2005 (3 ot) (first)
- 4—St. Lawrence (3) vs. New Hampshire (1), March 10, 2007 (first)
- 3—Minnesota (2) vs. Providence (1), March 18, 2005 (first)
- 3—Harvard (2) vs. Mercyhurst (1), March 19, 2005 (3 ot) (second)
- 3—Minnesota (3) vs. Princeton (0), March 17, 2006 (third)
- 3—St. Lawrence (2) vs. New Hampshire (1), March 10, 2007 (second)
- 3—Mercyhurst (2) vs. Minn. Duluth (1), March 15, 2008 (first)
- 3—Harvard (2) vs. Dartmouth (1), March 15, 2008 (second)

GOALS, LOSING TEAM

- 4—Mercyhurst vs. Harvard (5), March 19, 2005 (3 ot)
- 4—Mercyhurst vs. Minn. Duluth (5), March 15, 2008
- 3—Wisconsin vs. Dartmouth (4), March 19, 2005
- 2—Minn. Duluth vs. St. Lawrence (3), March 18, 2005 (ot)
- 2—Mercyhurst vs. Minn. Duluth (3), March 9, 2007 (OT)
- 2—New Hampshire vs. St. Lawrence (6), March 10, 2007
- 2—St. Lawrence vs. New Hampshire (3), March 15, 2008 (ot)
- 2—Minnesota vs. Wisconsin (3), March 15, 2008 (ot)

FEWEST GOALS

- 0—Princeton vs. Minnesota (4), March 17, 2006
- 0—Minn. Duluth vs. St. Lawrence (1), March 18, 2006
- 0—Harvard vs. Wisconsin (1), March 10, 2007 (4OT)
- 1—Providence vs. Minnesota (6), March 18, 2005
- 1—Harvard vs. New Hampshire (3), March 17, 2006
- 1—Mercyhurst vs. Wisconsin (2), March 18, 2006 (2 ot)
- 1—St. Lawrence vs. Minn. Duluth (0), March 18, 2006
- 1—Dartmouth vs. Harvard (5), March 15, 2008

FEWEST GOALS, BOTH TEAMS

- 1—St. Lawrence (1) vs. Minn. Duluth (0), March 18, 2006
- 1—Wisconsin (1) vs. Harvard (0), March 10, 2007 (4OT)
- 3—Wisconsin (2) vs. Mercyhurst (1), March 17, 2006 (2 ot)
- 4—New Hampshire (3) vs. Harvard (1), March 17, 2006
- 4—Minnesota (4) vs. Princeton (0), March 17, 2006

FASTEST CONSECUTIVE GOALS

- 1:35—Minnesota (Becky Wacker and Kelly Stephens) vs. Providence, March 18, 2005
- 2:01—Minnesota (Erica McKenzie and Kelly Stephens) vs. Providence, March 18, 2005
- 2:02—Minn. Duluth (Laura Fridfinnson and Emmanuelle Blais) vs. Mercyhurst, March 15, 2008
- 2:28—New Hampshire (Jennifer Hitchcock and Martine Garland) vs. Harvard, March 17, 2006
- 2:40—Mercyhurst (Samantha Shirley and Danielle Lansing) vs. Harvard, March 19, 2005 (3 ot)

FASTEST CONSECUTIVE GOALS BY OPPOSING TEAMS

- :26—Mercyhurst (Meghan Agosta), then Minn. Duluth (Laura Fridfinnson), March 15, 2008
- :28—St. Lawrence (Marianna Locke), then New Hampshire (Sam Faber), March 10, 2007
- 2:03—Dartmouth (Katie Weatherston), then Wisconsin (Sara Bauer), March 19, 2005
- 2:36—Harvard (Nicole Corriero), then Mercyhurst (Teresa Marchese), March 19, 2005 (3 ot)

- 2:43—Dartmouth (Gillian Apps), then Wisconsin (Nikki Burish), March 19, 2005
 3:03—Dartmouth (Katie Weatherston), then Wisconsin (Sara Bauer), March 19, 2005

WINNING MARGIN

- 5—Minnesota (6) vs. Providence (1), March 18, 2005
 4—Minnesota (4) vs. Princeton (0), March 18, 2006
 4—St. Lawrence (6) vs. New Hampshire (2), March 10, 2007
 4—Harvard (5) vs. Dartmouth (1), March 15, 2008
 2—New Hampshire (3) vs. Harvard (1), March 17, 2006

LARGEST MARGIN OVERCOME TO WIN

- 2—Harvard vs. Mercyhurst, March 19, 2005 [trailed 3-1, won 5-4 (3 ot)]
 1—13 times, most recent: Minn. Duluth vs. Mercyhurst, March 15, 2008 (trailed 1-0, won 5-4; New Hampshire vs. St. Lawrence, March 15, 2008 [trailed 1-0, won 3-2 (ot)])

ASSISTS

- 10—Minnesota vs. Providence, March 18, 2005 (6 goals)
 9—Harvard vs. Mercyhurst, March 19, 2005 (3 ot) (5 goals)
 9—Harvard vs. Dartmouth, March 15, 2008 (5 goals)
 8—St. Lawrence vs. New Hampshire, March 10, 2007 (6 goals)
 8—Minn. Duluth vs. Mercyhurst, March 15, 2008 (5 goals)
 7—Dartmouth vs. Wisconsin, March 19, 2005 (4 goals)
 6—New Hampshire vs. Harvard, March 17, 2006 (3 goals)
 6—Minnesota vs. Princeton, March 18, 2006 (4 goals)
 6—Mercyhurst vs. Minn. Duluth, March 15, 2008 (4 goals)

ASSISTS, BOTH TEAMS

- 14—Minn. Duluth (8) vs. Mercyhurst (6), March 15, 2008 (9 goals)
 12—Minnesota (10) vs. Providence (2), March 18, 2005 (7 goals)
 12—Dartmouth (7) vs. Wisconsin (5), March 19, 2005 (7 goals)
 12—St. Lawrence (8) vs. New Hampshire (4), March 10, 2007 (8 goals)
 11—Harvard (9) vs. Mercyhurst (2), March 19, 2005 (3 ot) (9 goals)
 10—Wisconsin (6) vs. Minnesota (4), March 15, 2008 (5 goals)

FEWEST ASSISTS

(Excluding Shutouts)

- 0—St. Lawrence vs. Minn. Duluth, March 18, 2006 (1 goal)
 0—Dartmouth vs. Harvard, March 15, 2008 (1 goal)
 1—Harvard vs. New Hampshire, March 17, 2006 (1 goal)
 1—Mercyhurst vs. Wisconsin, March 18, 2006 (2 ot) (1 goal)
 2—Providence vs. Minnesota, March 18, 2005 (1 goal)
 2—St. Lawrence vs. Minn. Duluth, March 18, 2005 (ot) (3 goals)
 2—Mercyhurst vs. Harvard, March 19, 2005 (3 ot) (4 goals)
 2—Mercyhurst vs. Minn. Duluth, March 9, 2007 (2 goals)
 2—Dartmouth vs. Boston College, March 10, 2007 (2OT) (2 goals)
 2—Wisconsin vs. Harvard, March 10, 2007 (4OT), (1 goal)

FEWEST ASSISTS, BOTH TEAMS

- 0—St. Lawrence (0) vs. Minn. Duluth (0), March 18, 2006 (1 goal)
 2—Wisconsin (2) vs. Harvard (0), March 10, 2007 (4OT), (1 goal)
 4—Wisconsin (3) vs. Mercyhurst (1), March 18, 2006 (2 ot) (3 goals)
 5—Minn. Duluth (3) vs. St. Lawrence (2), March 18, 2005 (ot) (5 goals)
 6—Minnesota (6) vs. Princeton (0), March 17, 2006 (4 goals)
 6—Boston College (4) vs. Dartmouth (2), March 10, 2007 (2OT), (2 goals)-

POINTS

- 16—Minnesota vs. Providence, March 18, 2005 (6 goals, 10 assists)
 14—Harvard vs. Mercyhurst, March 19, 2005 (3 ot) (5 goals, 9 assists)

- 14—St. Lawrence vs. New Hampshire, March 10, 2007 (6 goals, 8 assists)
 14—Harvard vs. Dartmouth, March 15, 2008 (5 goals, 9 assists)
 13—Minn. Duluth vs. Mercyhurst, March 15, 2008 (5 goals, 8 assists)

POINTS, BOTH TEAMS

- 23—Minn. Duluth (5 goals, 8 assists) vs. Mercyhurst (4 goals, 6 assists), March 15, 2008
 20—Harvard (5 goals, 9 assists) vs. Mercyhurst (4 goals, 2 assists) (3 ot), March 19, 2005
 20—St. Lawrence (6 goals, 8 assists) vs. New Hampshire (2 goals, 4 assists), March 10, 2007
 19—Minnesota (6 goals, 10 assists) vs. Providence (1 goal, 2 assists), March 18, 2005
 19—Dartmouth (4 goals, 7 assists) vs. Wisconsin (3 goals, 5 assists), March 19, 2005

FEWEST POINTS

(Excluding Shutouts)

- 1—St. Lawrence vs. Minn. Duluth, March 18, 2006 (1 goal, 0 assists)
 1—Dartmouth vs. Harvard, March 15, 2008 (1 goal)
 2—Harvard vs. New Hampshire, March 17, 2006 (1 goal, 1 assist)
 2—Mercyhurst vs. Wisconsin, March 17, 2006 (2 ot) (1 goal, 1 assist)
 3—Providence vs. Minnesota, March 18, 2005 (1 goal, 2 assists)
 3—Wisconsin vs. Harvard, March 10, 2007 (4OT) (1 goal, 2 assists)

FEWEST POINTS, BOTH TEAMS

- 1—St. Lawrence (1 goal, 0 assists) vs. Minn. Duluth (0 goals, 0 assists), March 18, 2006
 3—Wisconsin (1 goal, 2 assists) vs. Harvard (0 goals, 0 assists) (4OT), March 10, 2007
 7—Wisconsin (2 goals, 3 assists) vs. Mercyhurst (1 goal, 1 assist) (2 ot), March 18, 2006
 10—St. Lawrence (3 goals, 2 assists) vs. Minn. Duluth (2 goals, 3 assists) (ot), March 18, 2005
 10—Minnesota (4 goals, 6 assists) vs. Princeton (0 goals, 0 assists), March 17, 2006

SHOTS ON GOAL

- 83—Harvard vs. Mercyhurst, March 19, 2005 (3 ot) (5 goals)
 68—Wisconsin vs. Harvard, March 10, 2007 (4OT), (1 goal)
 60—Mercyhurst vs. Harvard, March 19, 2005 (3 ot) (4 goals)
 47—Dartmouth vs. Boston College, March 10, 2007 (2OT) (2 goals)
 46—Mercyhurst vs. Minn. Duluth, March 9, 2007 (OT) (2 goals)

SHOTS ON GOAL, BOTH TEAMS

- 143—Harvard (83) vs. Mercyhurst (60), March 19, 2005 (3 ot) (9 goals)
 104—Wisconsin (68) vs. Harvard (36), March 10, 2007 (4OT) (1 goal)
 79—Minn. Duluth (44) vs. St. Lawrence (35), March 18, 2005 (ot) (5 goals)
 78—Dartmouth (47) vs. Boston College (31), March 10, 2007 (2OT) (5 goals)
 78—Mercyhurst (46) vs. Minn. Duluth (32), March 9, 2007 (OT) (5 goals)

SHOTS ON GOAL, REGULATION PERIOD

- 22—St. Lawrence vs. Minn. Duluth, March 18, 2006 (ot) (first)
 21—Harvard vs. Mercyhurst, March 19, 2005 (3 ot) (second)
 17—Mercyhurst vs. Harvard, March 19, 2005 (3 ot) (first)
 17—Minnesota vs. Princeton, March 17, 2006 (third)
 17—Harvard vs. Dartmouth, March 15, 2008 (first)

SHOTS ON GOAL, REGULATION PERIOD, BOTH TEAMS

- 32—Mercyhurst (17) vs. Harvard (15), March 19, 2005 (3 ot) (first)
 28—St. Lawrence (16) vs. Minn. Duluth (12), March 18, 2005 (ot) (third)
 28—St. Lawrence (22) vs. Minn. Duluth (6), March 18, 2006 (first)
 27—Harvard (21) vs. Mercyhurst (6), March 19, 2005 (second)
 27—Dartmouth (15) vs. Harvard (12), March 15, 2008 (third)
 26—Harvard (15) vs. Dartmouth (11), March 15, 2008 (second)

FEWEST SHOTS ON GOAL

- 15—Providence vs. Minnesota, March 18, 2005 (1 goal)
 16—Harvard vs. New Hampshire, March 17, 2006 (1 goal)
 21—St. Lawrence vs. New Hampshire, March 10, 2007 (6 goals)
 22—St. Lawrence vs. New Hampshire, March 15, 2008 (ot) (2 goals)
 23—Minnesota vs. Wisconsin, March 15, 2008 (ot) (2 goals)

FEWEST SHOTS ON GOAL, BOTH TEAMS

- 49—New Hampshire (28) vs. St. Lawrence (21), March 10, 2007 (8 goals)
 49—Wisconsin (26) vs. Minnesota (23), March 15, 2008 (ot) (5 goals)
 54—Minnesota (39) vs. Providence (15), March 18, 2005 (7 goals)
 54—New Hampshire (38) vs. Harvard (16), March 17, 2006 (4 goals)
 55—New Hampshire (33) vs. St. Lawrence (22), March 15, 2008 (5 goals)

FEWEST SHOTS ON GOAL, REGULATION PERIOD

- 2—St. Lawrence vs. New Hampshire, March 10, 2007 (third)
 3—Providence vs. Minnesota, March 18, 2005 (second)
 3—Providence vs. Minnesota, March 18, 2005 (third)
 5—Mercyhurst vs. Wisconsin, March 18, 2006 (2 ot) (first)
 5—Mercyhurst vs. Wisconsin, March 18, 2006 (2 ot) (third)
 5—Harvard vs. New Hampshire, March 17, 2006 (first)
 5—Harvard vs. New Hampshire, March 17, 2006 (second)
 5—St. Lawrence vs. New Hampshire, March 15, 2008 (first)
 5—Dartmouth vs. Harvard, March 15, 2008 (first)

FEWEST SHOTS ON GOAL, REGULATION PERIOD, BOTH TEAMS

- 12—Wisconsin (7) vs. Mercyhurst (5), March 18, 2006 (2 ot) (third)
 12—Minnesota (9) vs. Providence (3), March 18, 2005 (second)
 12—New Hampshire (10) vs. St. Lawrence (2), March 10, 2007 (third)
 13—Wisconsin (10) vs. Harvard (3), March 10, 2007 (first)
 14—Wisconsin (9) vs. Mercyhurst (5), March 18, 2006 (2 ot) (first)

PENALTIES

- 15—Princeton vs. Minnesota, March 17, 2006
 13—Minnesota vs. Princeton, March 17, 2006
 12—Mercyhurst vs. Harvard, March 19, 2005 (3 ot)
 10—Mercyhurst vs. Wisconsin, March 18, 2006 (2 ot)
 10—Minn. Duluth vs. St. Lawrence, March 18, 2006
 10—Boston College vs. Dartmouth (2OT), March 10, 2007

PENALTIES, BOTH TEAMS

- 28—Princeton (15) vs. Minnesota (13), March 17, 2006
 19—Mercyhurst (12) vs. Harvard (7), March 19, 2005 (3 ot)
 17—Minn. Duluth (10) vs. St. Lawrence (7), March 18, 2006
 15—Mercyhurst (10) vs. Wisconsin (5), March 18, 2006 (2OT)
 14—Boston College (10) vs. Dartmouth (4) March 10, 2007 (2OT)

FEWEST PENALTIES

- 2—Wisconsin vs. Harvard, March 10, 2007 (4ot)
 2—St. Lawrence vs. Wisconsin, March 15, 2008 (ot)
 2—Wisconsin vs. Minnesota, March 15, 2008 (ot)
 2—Minnesota vs. Wisconsin, March 15, 2008 (ot)
 3—Harvard vs. New Hampshire, March 17, 2006
 3—New Hampshire vs. St. Lawrence, March 10, 2007
 3—Wisconsin vs. St. Lawrence, March 15, 2008 (ot)
 4—Minn. Duluth vs. St. Lawrence, March 18, 2005 (ot)
 4—New Hampshire vs. Harvard, March 17, 2006
 4—Mercyhurst vs. Minn. Duluth, March 9, 2007 (ot)
 4—Minn. Duluth vs. Mercyhurst March 9, 2007 (ot)
 4—St. Lawrence vs. New Hampshire, March 10, 2007
 4—Dartmouth vs. Boston College, March 10, 2007 (2ot)

FEWEST PENALTIES, BOTH TEAMS

- 4—Wisconsin (2) vs. Minnesota (2), March 15, 2008 (ot)
 5—New Hampshire (3) vs. St. Lawrence (2), March 15, 2008 (ot)
 7—New Hampshire (4) vs. Harvard (3), March 17, 2006
 7—Minn. Duluth (4) vs. New Hampshire (3), March 10, 2007

- 7—Harvard (5) vs. Wisconsin (2), March 10, 2007 (4OT)
 8—Mercyhurst (4) vs. Minn. Duluth (4), March 9, 2007 (OT)

LONGEST GAME

- 127:09—Wisconsin (1) vs. Harvard (0), March 10, 2007 (4OT)
 112:28—Harvard (5) vs. Mercyhurst (4), March 19, 2005 (3 ot)
 90:10—Wisconsin (2) vs. Mercyhurst (1), March 18, 2006 (2 ot)
 84:20—Boston College (3) vs. Dartmouth (2), March 10, 2007 (2 OT)
 66:11—St. Lawrence (3) vs. Minn. Duluth (2), March 18, 2005 (ot)

Tournament Facts

TOURNAMENT APPEARANCES

- 7—Harvard, 2001-03-04-05-06-07-08
 7—Minn. Duluth, 2001-02-03-05-06-07-08
 6—Minnesota, 2002-03-04-05-06-08
 6—Dartmouth, 2001-03-04-05-07-08
 6—St. Lawrence, 2001-04-05-06-07-08
 4—Mercyhurst, 2005-06-07-08
 4—Wisconsin, 2005-06-07-08
 3—New Hampshire, 2006-07-08
 1—Brown, 2002
 1—Niagara, 2002
 1—Providence, 2005
 1—Princeton, 2006
 1—Boston College, 2007

CONSECUTIVE TOURNAMENT APPEARANCES

- 6—Harvard, 2003-08
 5—Minnesota, 2002-06
 5—St. Lawrence, 2004-08
 4—Minn. Duluth, 2005-08
 4—Wisconsin, 2005-08
 3—Minn. Duluth, 2001-03
 3—Dartmouth, 2003-05
 3—New Hampshire, 2006-08

TOURNAMENT WINS

- 11—Minn. Duluth, 2001-08
 8—Minnesota, 2002-08
 6—Harvard, 2001-08
 6—Wisconsin, 2005-08
 5—St. Lawrence, 2001-07

NCAA CHAMPIONSHIPS

- 4—Minn. Duluth, 2001-02-03-08
 2—Minnesota, 2004-06
 2—Wisconsin, 2006-07

Tournament Records

The following records include game, year and career marks set during the National Collegiate Women's Ice Hockey Championship, which consists of four quarterfinal contests (starting in 2005), the two national semifinal games, the national third-place game (2001-05) and the national championship game. A quarterfinal game is indicated by (QF), a national semifinal game by (NSF), a national third-place game by (N3d) and a national championship game by (CH).

Individual, Game

GOALS

- 4—Nicole Corriero, Harvard vs. Mercyhurst, QF, March 19, 2005 (3 ot)
 4—Bobbi Ross, Minnesota vs. New Hampshire, NSF, March 24, 2006
 3—Maria Rooth, Minn. Duluth vs. Harvard, NSF, March 23, 2001
 3—Natalie Darwitz, Minnesota vs. Harvard, CH, March 28, 2004

- 3—Krissy Wendell, Minnesota vs. Dartmouth, NSF, March 26, 2004
 3—Sarah Vaillancourt, Harvard vs. St. Lawrence, NSF, March 25, 2005
 3—Rebecca Russell, St. Lawrence vs. Dartmouth, N3d, March 27, 2005

FASTEST GAME-OPENING GOAL

- :13—Natalie Darwitz, Minnesota vs. Dartmouth, NSF, March 25, 2005
 :22—Meghan Agosta, Mercyhurst vs. Minn. Duluth, QF, March 15, 2008
 :46—Bobbi Ross, Minnesota vs. New Hampshire, NSF, March 24, 2006
 1:00—Tammy Shewchuk, Harvard vs. Dartmouth, N3d, March 25, 2001
 1:11—Meghan Fardelmann, Boston College vs. Dartmouth, QF, March 10, 2007 (2 OT)

FASTEST GOAL, START OF PERIOD

- :09—Natalie Darwitz, Minnesota vs. Harvard, CH, March 28, 2004 (third)
 :10—Whitney Graft, Minnesota vs. Princeton, QF, March 17, 2006 (third)
 :13—Natalie Darwitz, Minnesota vs. Dartmouth, NSF, March 25, 2005 (first)
 :14—Hilary Knight, Wisconsin vs. Minnesota, March 15, 2008 (third)
 :21—Jennifer Botterill, Harvard vs. Minn. Duluth, CH, March 23, 2003 (2 ot) (second)

FASTEST CONSECUTIVE GOALS

- 1:59—Natalie Darwitz, Minnesota vs. Dartmouth, NSF, March 25, 2005
 4:07—Kelly Stephens, Minnesota vs. Dartmouth, NSF, March 26, 2004
 4:44—Nicole Corriero, Harvard vs. Mercyhurst, QF, March 19, 2005 (3 ot)
 5:01—Maria Rooth, Minn. Duluth vs. Harvard, NSF, March 23, 2001
 6:32—Emmanuelle Blais, Minn. Duluth vs. Mercyhurst, QF, March 15, 2008

FASTEST HAT TRICK

- 12:07—Nicole Corriero, Harvard vs. Mercyhurst, QF, March 19, 2005 (3 ot)
 16:07—Maria Rooth, Minn. Duluth vs. Harvard, NSF, March 23, 2001
 22:53—Krissy Wendell, Minnesota vs. Dartmouth, NSF, March 26, 2004
 26:45—Sarah Vaillancourt, Harvard vs. St. Lawrence, NSF, March 25, 2005
 28:08—Natalie Darwitz, Minnesota vs. Harvard, CH, March 28, 2004

ASSISTS

- 3—Krissy Wendell, Minnesota vs. Harvard, CH, March 28, 2004
 3—Krissy Wendell, Minnesota vs. Providence, QF, March 18, 2005
 3—Natalie Darwitz, Minnesota vs. Providence, QF, March 18, 2005
 3—Julie Chu, Harvard vs. Mercyhurst, QF, March 19, 2005 (3 ot)
 3—Sarah Vaillancourt, Harvard vs. Mercyhurst, QF, March 19, 2005 (3 ot)
 3—Cheryl Muranko, Dartmouth vs. Wisconsin, QF, March 19, 2005
 3—Caitlin Cahow, Harvard vs. St. Lawrence, NSF, March 25, 2005
 3—Natalie Darwitz, Minnesota vs. Dartmouth, NSF, March 25, 2005
 3—Natalie Darwitz, Minnesota vs. Harvard, CH, March 27, 2005
 3—Chelsea Grills, St. Lawrence vs. New Hampshire, QF, March 10, 2007
 3—Kelli Stack, Boston College vs. Dartmouth, QF, March 10, 2007 (2OT)
 3—Sara Bauer, Wisconsin vs. St. Lawrence, NSF, March 16, 2007
 3—Sara O'Toole, Minn. Duluth vs. Boston College, NSF, March 16, 2007 (2OT)

POINTS

- 5—Nicole Corriero, Harvard vs. Mercyhurst, QF, March 19, 2005 (3 ot)
 5—Natalie Darwitz, Minnesota vs. Dartmouth, NSF, March 25, 2005
 5—Rebecca Russell, St. Lawrence vs. Dartmouth, N3d, March 27, 2005
 4—14 times, most recent: Haley Irwin, Minn. Duluth vs. Mercyhurst, QF, March 15, 2008; Sarah Vaillancourt, Harvard vs. Dartmouth, March 15, 2008

PENALTIES

- 6—Dina McCumber, Princeton vs. Minnesota, QF, March 17, 2006
 5—Angela Ruggiero, Harvard vs. Minn. Duluth, CH, March 23, 2003 (2 ot)
 4—Nora Tallus, Minn. Duluth vs. Harvard, CH, March 23, 2003 (2 ot)
 4—Marykate Oakley, Princeton vs. Minnesota, QF, March 17, 2006
 3—Lindsay Weaver, Harvard vs. Minnesota, CH, March 28, 2004
 3—Teresa Marchese, Mercyhurst vs. Harvard, QF, March 19, 2005 (3 ot)
 3—Krista Johnson, Minnesota vs. Princeton, QF, March 17, 2006
 3—Allie Sanchez, Minnesota vs. Princeton, QF, March 17, 2006
 3—Juliane Jubinville, Minn. Duluth vs. St. Lawrence, QF, March 18, 2006
 3—Abbie Bullard, St. Lawrence vs. Minn. Duluth, QF, March 18, 2006
 3—Leah Craig, New Hampshire vs. Minnesota, NSF, March 24, 2006

SAVES

- 78—Desirae Clark, Mercyhurst vs. Harvard, QF, March 19, 2005 (3 ot)
 67—Brittany Martin, Harvard vs. Wisconsin, QF, March 10, 2007 (4 OT)
 56—Ali Boe, Harvard vs. Mercyhurst, QF, March 19, 2005 (3 ot)
 47—Molly Schaus, Boston College vs. Minn. Duluth, NSF, March 16, 2006 (2 OT)
 46—Amy Ferguson, Dartmouth vs. Minn. Duluth, NSF, March 21, 2003

SHUTOUTS

- Brittany Chartier, Minnesota vs. Princeton, QF, March 17, 2006
 Jessica Moffat, St. Lawrence vs. Minn. Duluth, QF, March 18, 2006
 Jessie Vetter, Wisconsin vs. St. Lawrence, NSF, March 24, 2006
 Jessie Vetter, Wisconsin vs. Minnesota, CH, March 26, 2006
 Jessie Vetter, Wisconsin vs. Harvard, QF, March 10, 2007 (4 OT)
 Jessie Vetter, Wisconsin vs. St. Lawrence, NSF, March 16, 2007
 Kim Martin, Minn. Duluth vs. Wisconsin, CH, March 22, 2008

Individual, Year

GOALS

- 5—Nicole Corriero, Harvard, 2005
 4—Maria Rooth, Minn. Duluth, 2001
 4—Krissy Wendell, Minnesota, 2004
 4—Sarah Vaillancourt, Harvard, 2005
 4—Bobbi Ross, Minnesota, 2006
 4—Jessica Koizumi, Minn. Duluth, 2007
 4—Jinelle Zaugg, Wisconsin, 2007
 4—Laura Fridfinnson, Minn. Duluth, 2008

ASSISTS

- 9—Natalie Darwitz, Minnesota, 2005
 7—Julie Chu, Harvard, 2005
 6—Krissy Wendell, Minnesota, 2005
 6—Sara Bauer, Wisconsin, 2007
 5—Haley Irwin, Minn. Duluth, 2008
 4—Krissy Wendell, Minnesota, 2004
 4—Kelly Stephens, Minnesota, 2005
 4—Noemie Marin, Minn. Duluth, 2007
 4—Heidi Pelttari, Minn. Duluth, 2008

POINTS

- 12—Natalie Darwitz, Minnesota, 2005
 9—Krissy Wendell, Minnesota, 2005
 8—Krissy Wendell, Minnesota, 2004
 8—Julie Chu, Harvard, 2005
 8—Nicole Corriero, Harvard, 2005

PENALTIES

- 6—Dina McCumber, Princeton, 2006
 5—Angela Ruggiero, Harvard, 2003
 5—Nora Tallus, Minn. Duluth, 2003
 5—Laurie Ross, St. Lawrence, 2005
 4—Gillian Apps, Dartmouth, 2003
 4—Lindsay Weaver, Harvard, 2004
 4—Marykate Oakley, Princeton, 2006

SAVES

- 95—Jessie Vetter, Wisconsin, 2006
- 94—Kim Martin, Minn. Duluth, 2008
- 92—Ali Boe, Harvard, 2005
- 92—Molly Schaus, 2007
- 78—Desirae Clark, Mercyhurst, 2005
- 78—Jess Moffat, St. Lawrence, 2005

SAVE PERCENTAGE**(Min. two games)**

- .990—Jessie Vetter, Wisconsin, 2006 (1 goal allowed, 95 saves)
- .986—Jessie Vetter, Wisconsin, 2007 (1 goal allowed, 75 saves)
- .980—Jessica Moffat, St. Lawrence, 2006 (1 goal allowed, 48 saves)
- .951—Rachel Barrie, St. Lawrence, 2004 (3 goals allowed, 58 saves)
- .946—Jody Horak, Minnesota, 2004 (3 goals allowed, 56 saves)

GOALS-AGAINST AVERAGE**(Min. 110 minutes and two games)**

- 0.24—Jessie Vetter, Wisconsin, 2007 (1 goal allowed)
- 0.29—Jessie Vetter, Wisconsin, 2006 (1 goal allowed)
- 0.51—Jessica Moffat, St. Lawrence, 2006 (1 goal allowed)
- 1.50—Rachel Barrie, St. Lawrence, 2004 (3 goals allowed)
- 1.51—Jody Horak, Minnesota, 2004 (3 goals allowed)
- 1.81—Riitta Schaublin, Minn. Duluth, 2007 (5 goals allowed)

Team, Game**GOALS**

- 7—Minnesota vs. Dartmouth (2), NSF, March 25, 2005
- 6—Minn. Duluth vs. Harvard (3), NSF, March 23, 2001
- 6—Harvard vs. Minnesota (1), NSF, March 21, 2003
- 6—Minnesota vs. Harvard (2), CH, March 28, 2004
- 6—Minnesota vs. Princeton (1), QF, March 18, 2005
- 6—St. Lawrence vs. New Hampshire (2), QF, March 10, 2007

GOALS, BOTH TEAMS

- 9—Minn. Duluth (6) vs. Harvard (3), NSF, March 23, 2001
- 9—Harvard (5) vs. Mercyhurst (4), QF, March 19, 2005 (3 ot)
- 9—Minnesota (7) vs. Dartmouth (2), NSF, March 25, 2005
- 9—Minnesota (5) vs. New Hampshire (4), NSF, March 24, 2006
- 9—Minn. Duluth (4) vs. Mercyhurst (4), QF, March 15, 2008
- 8—Minnesota (6) vs. Harvard (2), CH, March 28, 2004
- 8—St. Lawrence (6) vs. New Hampshire (2), QF, March 9, 2007

GOALS, PERIOD

- 5—Minn. Duluth vs. Harvard, NSF, March 23, 2001 (third)
- 5—Minnesota vs. Dartmouth, NSF, March 25, 2005 (first)
- 4—Minnesota vs. Dartmouth, NSF, March 26, 2004 (third)
- 4—Minnesota vs. Harvard, CH, March 28, 2004 (third)
- 3—12 times, most recent: Wisconsin vs. Harvard, NSF, March 20, 2008 (second)

GOALS, PERIOD, BOTH TEAMS

- 7—Minn. Duluth (5) vs. Harvard (2), NSF, March 23, 2001 (third)
- 7—Minnesota (5) vs. Dartmouth (2), NSF, March 25, 2005 (first)
- 5—Minn. Duluth (3) vs. Dartmouth (2), NSF, March 21, 2003 (second)
- 5—Wisconsin (3) vs. Dartmouth (2), QF, March 19, 2005 (first)
- 5—Minn. Duluth (3) vs. Mercyhurst (2), QF, March 15, 2008 (third)
- 4—Harvard (3) vs. Minn. Duluth (1), CH, March 23, 2003 (2 ot) (second)
- 4—Minnesota (4) vs. Dartmouth (0), NSF, March 26, 2004 (third)
- 4—Minnesota (4) vs. Harvard (0), CH, March 28, 2004 (third)
- 4—Mercyhurst (3) vs. Harvard (1), QF, March 19, 2005 (first)
- 4—Minnesota (2) vs. Harvard (2), CH, March 27, 2005 (second)
- 4—Minnesota (2) vs. New Hampshire (2), NSF, March 24, 2006 (first)
- 4—St. Lawrence (3) vs. New Hampshire (1), QF, March 10, 2007 (first)

- 4—Wisconsin (3) vs. Minn. Duluth (1), CH, March 18, 2007

GOALS, LOSING TEAM

- 4—Mercyhurst vs. Harvard (5), QF, March 19, 2005 (3 ot)
- 4—New Hampshire vs. Minnesota (5), NSF, March 24, 2006
- 4—Mercyhurst vs. Minn. Duluth (5), QF, March 15, 2008 (third)
- 3—Harvard vs. Minn. Duluth (6), NSF, March 23, 2001
- 3—Harvard vs. Minn. Duluth (4), CH, March 23, 2003 (2 ot)
- 3—Wisconsin vs. Dartmouth (4), QF, March 19, 2005
- 3—Harvard vs. Minnesota (4), CH, March 27, 2005
- 3—Boston College vs. Minn. Duluth (4), NSF, March 16, 2007 (2 OT)

FEWEST GOALS

- 0—Princeton vs. Minnesota (4), QF, March 17, 2006
- 0—Minn. Duluth vs. St. Lawrence (1), QF, March 18, 2006
- 0—St. Lawrence vs. Wisconsin (1), NSF, March 24, 2006
- 0—Minnesota vs. Wisconsin (3), CH, March 26, 2006
- 0—Harvard vs. Wisconsin (1), QF, March 10, 2007 (4 OT)
- 0—St. Lawrence vs. Wisconsin (4), NSF, March 16, 2007
- 0—Wisconsin vs. Minn. Duluth (4), CH, March 22, 2008

FEWEST GOALS, BOTH TEAMS

- 1—St. Lawrence (1) vs. Minn. Duluth (0), QF, March 18, 2006
- 1—Wisconsin (1) vs. St. Lawrence (0), NSF, March 24, 2006
- 1—Wisconsin (1) vs. Harvard (0), QF, March 10, 2007 (4 OT)
- 3—Minnesota (1) vs. Brown (2), NSF, March 22, 2002
- 3—St. Lawrence (1) vs. Harvard (2), NSF, March 26, 2004
- 3—Dartmouth (1) vs. St. Lawrence (2), N3d, March 28, 2004
- 3—Wisconsin (2) vs. Mercyhurst (1), QF, March 18, 2006 (2 ot)
- 3—Wisconsin (3) vs. Minnesota (0), CH, March 26, 2006

FASTEST CONSECUTIVE GOALS

- :23—Harvard (Julie Chu and Lauren McAuliffe) vs. Minnesota, NSF, March 21, 2003
- :23—Harvard (Jennifer Botterill and Lauren McAuliffe) vs. Minn. Duluth, CH, March 23, 2003 (2 ot)
- :30—Wisconsin (Jinelle Zaugg and Grace Hutchings) vs. Minnesota, CH, March 26, 2006
- :32—Minnesota (Natalie Darwitz and Kelly Stephens) vs. Harvard, CH, March 28, 2004
- :33—Wisconsin (Meghan Duggan and Jinelle Zaugg) vs. St. Lawrence, NSF, March 16, 2007

FASTEST CONSECUTIVE GOALS**BY OPPOSING TEAMS**

- :10—Minn. Duluth (Emmanuelle Blais), then Wisconsin (Jasmine Giles), CH, March 18, 2007
- :26—Mercyhurst (Meghan Agosta), then Minn. Duluth (Laura Fridfinnson), QF, March 15, 2008
- :28—St. Lawrence (Marianna Locke), then New Hampshire (Sam Faber), QF, March 10, 2007
- :44—Dartmouth (Kristina Guarino), then Harvard (Kalen Ingram), N3d, March 25, 2001
- :51—Minnesota (Kelly Stephens), then Brown (Kim Insalaco), NSF, March 22, 2002
- :51—Niagara (Jennifer Goulet), then Minnesota (La Toya Clarke), N3d, March 24, 2002 (ot)

WINNING MARGIN

- 5—Harvard (6) vs. Minnesota (1), NSF, March 21, 2003
- 5—Minnesota (6) vs. Providence (1), QF, March 18, 2005
- 5—Minnesota (7) vs. Dartmouth (2), NSF, March 25, 2005
- 4—Minnesota (5) vs. Dartmouth (1), NSF, March 26, 2004
- 4—Minnesota (6) vs. Harvard (2), CH, March 28, 2004
- 4—St. Lawrence (5) vs. Dartmouth (1), N3d, March 27, 2005
- 4—Minnesota (4) vs. Princeton (0), QF, March 18, 2006
- 4—St. Lawrence (6) vs. New Hampshire (2), QF, March 10, 2007
- 4—Wisconsin (4) vs. St. Lawrence (0), NSF, March 16, 2007
- 4—Minn. Duluth (4) vs. Wisconsin (0), CH, March 22, 2008

LARGEST MARGIN OVERCOME TO WIN

- 2—Harvard vs. Mercyhurst, QF, March 19, 2005 [trailed 2-0, won 5-4 (3 ot)]
- 1—16 times, most recent: Wisconsin vs. Harvard, NSF, March 20, 2008 (trailed 1-0, won 4-1; Minn. Duluth vs. New Hampshire, NSF, March 20, 2008 (trailed 1-0, won 3-2))

ASSISTS

- 10—Minnesota vs. Providence, QF, March 18, 2005 (6 goals)
- 10—Minnesota vs. Dartmouth, NSF, March 25, 2005 (7 goals)
- 9—Minn. Duluth vs. Harvard, NSF, March 23, 2001 (6 goals)
- 9—Harvard vs. Mercyhurst, QF, March 19, 2005 (3 ot) (5 goals)
- 9—Harvard vs. Dartmouth, QF, March 15, 2008 (5 goals)
- 8—Minn. Duluth vs. Dartmouth, NSF, March 21, 2003 (5 goals)
- 8—Minnesota vs. Harvard, CH, March 28, 2004 (6 goals)
- 8—Harvard vs. St. Lawrence, NSF, March 25, 2005 (4 goals)
- 8—St. Lawrence vs. New Hampshire, QF, March 10, 2007 (6 goals)
- 8—Minn. Duluth vs. Boston College, NSF, March 16, 2007 (2 OT) (4 goals)
- 8—Minn. Duluth vs. Mercyhurst, QF, March 15, 2008 (5 goals)

ASSISTS, BOTH TEAMS

- 14—Minn. Duluth (8) vs. Mercyhurst (6), QF, March 15, 2008 (9 goals)
- 13—Minn. Duluth (9) vs. Harvard (4), NSF, March 23, 2001 (9 goals)
- 12—Minnesota (10) vs. Providence (2), QF, March 18, 2005 (7 goals)
- 12—Dartmouth (7) vs. Wisconsin (5), QF, March 19, 2005 (7 goals)
- 12—St. Lawrence (8) vs. New Hampshire (4), QF, March 10, 2007 (8 goals)
- 12—Minn. Duluth (8) vs. Boston College (4), NSF, March 16, 2007 (2 OT), (7 goals)

FEWEST ASSISTS**(Excluding Shutouts)**

- 0—St. Lawrence vs. Minn. Duluth, QF, March 18, 2006 (1 goal)
- 0—Dartmouth vs. Harvard, QF, March 15, 2008 (1 goal)
- 1—Dartmouth vs. St. Lawrence, NSF, March 23, 2001 (1 goal)
- 1—Minnesota vs. Brown, NSF, March 22, 2002 (1 goal)
- 1—Niagara vs. Minn. Duluth, NSF, March 22, 2002 (2 goals)
- 1—Dartmouth vs. Minn. Duluth, NSF, March 21, 2003 (2 goals)
- 1—Dartmouth vs. St. Lawrence, N3d, March 28, 2004 (1 goal)
- 1—Dartmouth vs. Minnesota, NSF, March 25, 2005 (2 goals)
- 1—Dartmouth vs. St. Lawrence, N3d, March 27, 2005 (1 goal)
- 1—Harvard vs. New Hampshire, QF, March 17, 2006 (1 goal)
- 1—Mercyhurst vs. Wisconsin, QF, March 18, 2006 (2 ot) (1 goal)

FEWEST ASSISTS, BOTH TEAMS

- 0—St. Lawrence (0) vs. Minn. Duluth (0), QF, March 18, 2006 (1 goal)
- 2—Wisconsin (2) vs. Harvard (0), QF, March 10, 2007 (4 OT), (1 goal)
- 3—St. Lawrence (2) vs. Dartmouth (1), N3d, March 28, 2004 (3 goals)
- 4—Harvard (2) vs. St. Lawrence (2), NSF, March 26, 2004 (3 goals)
- 4—Wisconsin (3) vs. Mercyhurst (1), QF, March 18, 2006 (2 ot) (3 goals)

SHOTS ON GOAL

- 83—Harvard vs. Mercyhurst, QF, March 19, 2005 (3 OT) (5 goals)
- 68—Wisconsin vs. Harvard, QF, March 10, 2007 (4 OT) (1 goal)
- 60—Mercyhurst vs. Harvard, QF, March 19, 2005 (3 OT) (4 goals)
- 51—Minn. Duluth vs. Dartmouth, NSF, March 21, 2003 (5 goals)
- 51—Minn. Duluth vs. Boston College, NSF, March 16, 2007 (2 OT) (4 goals)

SHOTS ON GOAL, BOTH TEAMS

- 143—Harvard (83) vs. Mercyhurst (60), QF, March 19, 2005 (3 OT) (5 goals)
 104—Wisconsin (68) vs. Harvard (36), QF, March 10, 2007 (4 OT), (1 goal)
 85—Harvard (44) vs. Minn. Duluth (41), CH, March 23, 2003 (2 ot) (7 goals)
 83—Minn. Duluth (51) vs. Boston College (32), NSF, March 16, 2007 (2 OT) (7 goals)
 81—Minn. Duluth (51) vs. Dartmouth (30), NSF, March 21, 2003 (7 goals)

SHOTS ON GOAL, REGULATION PERIOD

- 22—St. Lawrence vs. Minn. Duluth, QF, March 18, 2006 (first)
 21—Harvard vs. Mercyhurst, QF, March 19, 2005 (3 ot) (second)
 19—Harvard vs. St. Lawrence, NSF, March 25, 2005 (third)
 18—Minn. Duluth vs. Niagara, NSF, March 22, 2002 (second)
 18—Minn. Duluth vs. Dartmouth, NSF, March 21, 2003 (first)
 18—Minn. Duluth vs. Dartmouth, NSF, March 21, 2003 (second)

SHOTS ON GOAL, REGULATION PERIOD, BOTH TEAMS

- 32—Mercyhurst (17) vs. Harvard (15), QF, March 19, 2005 (3 ot) (first)
 31—Minn. Duluth (18) vs. Dartmouth (13), NSF, March 21, 2003 (second)
 29—Minn. Duluth (18) vs. Niagara (11), NSF, March 22, 2002 (second)
 29—Minn. Duluth (18) vs. Dartmouth (11), NSF, March 23, 2003 (first)
 28—Minnesota (16) vs. Dartmouth (12), N3d, March 23, 2003 (third)
 28—Minnesota (16) vs. Harvard (12), CH, March 28, 2004 (second)
 28—St. Lawrence (16) vs. Minn. Duluth (12), QF, March 18, 2005 (ot) (third)
 28—St. Lawrence (22) vs. Minn. Duluth (6), QF, March 18, 2006 (first)
 28—St. Lawrence (16) vs. Minn. Duluth (12), QF, March 18, 2006 (third)

FEWEST SHOTS ON GOAL

- 10—Dartmouth vs. Minnesota, NSF, March 25, 2005
 15—Providence vs. Minnesota, QF, March 18, 2005
 15—Minn. Duluth vs. New Hampshire, NSF, March 20, 2008
 16—Harvard vs. New Hampshire, QF, March 17, 2006
 17—St. Lawrence vs. Dartmouth, NSF, March 23, 2001
 17—St. Lawrence vs. Harvard, NSF, March 25, 2005

FEWEST SHOTS ON GOAL, BOTH TEAMS

- 34—Dartmouth (10) vs. Minnesota (24), NSF, March 25, 2005 (9 goals)
 42—Wisconsin (24) vs. Minn. Duluth (18), CH, March 18, 2007 (5 goals)
 46—Dartmouth (23) vs. St. Lawrence (23), N3d, March 28, 2004 (3 goals)
 46—Wisconsin (24) vs. St. Lawrence (22), NSF, March 16, 2007 (4 goals)
 48—Minnesota (25) vs. New Hampshire (23), NSF, March 26, 2006 (4 goals)

FEWEST SHOTS ON GOAL, REGULATION PERIOD

- 0—Dartmouth vs. Minnesota, NSF, March 25, 2005 (third)
 0—Minn. Duluth, NSF, March 20, 2008 (second)
 1—St. Lawrence vs. Dartmouth, NSF, March 23, 2001 (third)
 2—St. Lawrence vs. Minn. Duluth, CH, March 25, 2001 (second)
 2—Dartmouth vs. Minnesota, NSF, March 26, 2004 (third)
 2—St. Lawrence vs. New Hampshire, QF, March 10, 2007 (third)

FEWEST SHOTS ON GOAL, REGULATION PERIOD, BOTH TEAMS

- 6—Dartmouth (3) vs. Minnesota (3), NSF, March 25, 2005 (second)
 8—Wisconsin (4) vs. Minn. Duluth (4), CH, March 18, 2007 (third)
 9—Minnesota (9) vs. Dartmouth (0), NSF, March 25, 2005 (second)
 9—Harvard (5) vs. Minnesota (4), CH, March 27, 2005 (third)
 10—Harvard (5) vs. Minn. Duluth (5), CH, March 23, 2003 (2 ot) (first)

PENALTIES

- 15—Princeton vs. Minnesota, QF, March 17, 2006
 13—Minnesota vs. Princeton, QF, March 17, 2006
 12—Mercyhurst vs. Harvard, QF, March 19, 2005 (3 ot)
 12—Harvard vs. St. Lawrence, NSF, March 25, 2005
 11—Minn. Duluth vs. Wisconsin, CH, March 22, 2008
 10—St. Lawrence vs. Harvard, NSF, March 25, 2005
 10—Minn. Duluth vs. St. Lawrence, QF, March 18, 2006
 10—Boston College vs. Dartmouth, QF, March 10, 2007 (2 OT)

PENALTIES, BOTH TEAMS

- 28—Princeton (15) vs. Minnesota (13), QF, March 17, 2006
 22—Harvard (12) vs. St. Lawrence (10), NSF, March 25, 2005
 19—Mercyhurst (12) vs. Harvard (7), QF, March 19, 2005 (3 ot)
 18—Minn. Duluth (11) vs. Wisconsin (7), CH, March 22, 2008
 17—Minn. Duluth (9) vs. New Hampshire (8), NSF, March 20, 2008
 16—Harvard (8) vs. Minn. Duluth (8), CH, March 23, 2003 (2 ot)
 14—Dartmouth (7) vs. Minn. Duluth (7), NSF, March 21, 2003
 14—Dartmouth (8) vs. St. Lawrence (6), N3d, March 28, 2004
 14—Boston College (10) vs. Dartmouth (4), QF, March 10, 2007 (2 OT)

FEWEST PENALTIES

- 1—Minn. Duluth vs. Harvard, NSF, March 23, 2001
 1—Minnesota vs. Niagara, N3d, March 24, 2002 (ot)
 1—St. Lawrence vs. Wisconsin, NSF, March 16, 2007
 2—Harvard vs. Minn. Duluth, NSF, March 23, 2001
 2—Dartmouth vs. Minnesota, NSF, March 26, 2004
 2—Minnesota vs. Dartmouth, NSF, March 26, 2004
 2—St. Lawrence vs. Wisconsin, NSF, March 24, 2006
 2—Wisconsin vs. Harvard, QF, March 10, 2007 (4 OT)
 2—Minn. Duluth vs. Boston College, NSF, March 16, 2007 (2 OT)
 2—St. Lawrence vs. Wisconsin, QF, March 15, 2008 (ot)
 2—Wisconsin vs. Minnesota, QF, March 15, 2008 (ot)
 2—Minnesota vs. Wisconsin, QF, March 15, 2008 (ot)
 2—Harvard vs. Wisconsin, NSF, March 20, 2008

FEWEST PENALTIES, BOTH TEAMS

- 3—Harvard (2) vs. Minn. Duluth (1), NSF, March 23, 2001
 4—Niagara (3) vs. Minnesota (1), N3d, March 24, 2002 (ot)
 4—Dartmouth (2) vs. Minnesota (2), NSF, March 26, 2004
 4—Wisconsin (2) vs. Minnesota (2), QF, March 15, 2008 (ot)
 5—New Hampshire (3) vs. St. Lawrence (2), QF, March 15, 2008 (ot)
 6—Minn. Duluth (3) vs. Niagara (3), NSF, March 22, 2002
 6—Wisconsin (4) vs. St. Lawrence (2), NSF, March 24, 2006
 6—Wisconsin (5) vs. St. Lawrence (1), NSF, March 16, 2007
 6—Wisconsin (4) vs. Harvard (2), NSF, March 20, 2008

LONGEST GAME

- 127:09—Wisconsin (1) vs. Harvard (0), QF, March 10, 2007 (4 OT)
 112:28—Harvard (5) vs. Mercyhurst (3), QF, March 19, 2005 (3 ot)
 90:10—Wisconsin (2) vs. Mercyhurst (1), QF, March 18, 2006 (2 ot)
 94:19—Minn. Duluth (4) vs. Boston College (3), NSF, March 16, 2007 (2 OT)
 84:20—Boston College (3) vs. Dartmouth (2), QF, March 10, 2007 (2 OT)

Team, Year**GOALS**

- 17—Minnesota, 2005 (3 games)
 12—Harvard, 2005 (3)
 12—Minn. Duluth, 2008 (3)
 11—Minnesota, 2004 (2)
 10—Minn. Duluth, 2001 (2)
 9—Harvard, 2003 (2)
 9—Minn. Duluth, 2003 (2)
 9—St. Lawrence, 2005 (3)
 9—Minnesota, 2006 (3)

FEWEST GOALS**(Min. two games)**

- 1—St. Lawrence, 2006 (2 games)
 2—Dartmouth, 2004 (2)
 3—Dartmouth, 2001 (2)
 3—Minnesota, 2002 (2)
 3—Minnesota, 2003 (2)
 3—St. Lawrence, 2004 (2)

FEWEST GOALS ALLOWED**(Min. two games)**

- 1—Wisconsin, 2006 (3 games)
 1—St. Lawrence, 2006 (2)
 1—Wisconsin, 2007
 3—Minnesota, 2004 (2)
 3—St. Lawrence, 2004 (2)

ASSISTS

- 26—Minnesota, 2005 (3 games)
 22—Harvard, 2005 (3)
 19—Minn. Duluth, 2008 (3)
 15—Minn. Duluth, 2007 (3)
 14—Wisconsin, 2007 (3)
 13—Minnesota, 2004 (2)
 13—Minn. Duluth, 2001 (2)
 13—Wisconsin, 2007

POINTS

- 43—Minnesota, 2005 (3 games)
 34—Harvard, 2005 (3)
 31—Minn. Duluth, 2008 (3)
 24—Minnesota, 2004 (2)
 23—Minn. Duluth, 2001 (2)
 23—Wisconsin, 2007
 23—Minn. Duluth, 2007

SHOTS ON GOAL

- 149—Harvard, 2005 (3 games)
 116—Wisconsin, 2007
 101—Minn. Duluth, 2007
 92—Minn. Duluth, 2003 (2)
 90—Minnesota, 2006 (3)

FEWEST SHOTS ON GOAL**(Min. two games)**

- 36—Dartmouth, 2005 (2 games)
 40—St. Lawrence, 2005 (3)
 43—St. Lawrence, 2007
 44—St. Lawrence, 2004 (2)
 45—Dartmouth, 2004 (2)

PENALTIES

- 25—Minn. Duluth, 2008 (3 games)
 23—Minnesota, 2006 (3)
 22—Harvard, 2005 (3)
 20—St. Lawrence, 2005 (3)
 16—Dartmouth, 2005 (2)
 16—Minnesota, 2005 (3)

FEWEST PENALTIES**(Min. two games)**

- 4—Minnesota, 2002 (2 games)
 5—Minn. Duluth, 2001 (2)
 5—St. Lawrence, 2007
 6—Niagara, 2002 (2)
 6—Minnesota, 2003 (2)

Tournament History

Tournament Won-Lost-Tied Records

(13 Teams)

(Note: Third-place game discontinued after 2005. Since then, both semifinal losers are awarded third place.)

Team (Years Participated)	Years	Tournament Record				Tournament Finish			
		Won	Lost	Tied	Pct.	1st	2nd	3rd	4th
Boston College (2007).....	1	1	1	0	.500	0	0	0	0
Brown (2002).....	1	1	1	0	.500	0	1	0	0
Dartmouth (2001-03-04-05-07-08)	6	2	9	0	.182	0	0	1	3
Harvard (2001-03-04-05-06-07-08)	7	6	7	0	.462	0	3	2	0
Mercyhurst (2005-06-07-08)	4	0	4	0	.000	0	0	0	0
Minnesota (2002-03-04-05-06-08)	6	7	5	1	.577	2	1	1	1
Minn. Duluth (2001-02-03-05-06-07-08)	7	11	3	0	.786	4	1	0	0
New Hampshire (2006-07-08)	3	2	3	0	.400	0	0	2	0
Niagara (2002).....	1	0	1	1	.250	0	0	1	0
Princeton (2006).....	1	0	1	0	.000	0	0	0	0
Providence (2005).....	1	0	1	0	.000	0	0	0	0
St. Lawrence (2001-04-05-06-07-08)	6	6	6	0	.500	0	1	3	0
Wisconsin (2005-07-08).....	3	8	2	0	.800	2	1	0	0

Tournament Highlights

- 2001** A Women's Frozen Four is held for the first time as Minn. Duluth defeats St. Lawrence, 4-2, in Minneapolis to take home the first crown.
- 2002** Minn. Duluth wins its second straight Women's Frozen Four, 3-2, over Brown.
- 2003** Minn. Duluth wins the Women's Frozen Four, its third consecutive, in front of a record crowd of 5,167, in its home arena.
- 2004** Minnesota outscored its two opponents, 11-3, to dominate the Women's Frozen Four in Providence. The Golden Gophers beat Harvard, 6-2, in the championship game.
- 2005** The field expands to eight teams with Mercyhurst, Providence and Wisconsin all making their first appearances. Minnesota wins its second straight title.
- 2006** Wisconsin claims its first Women's Frozen Four title in Minneapolis after defeating Minnesota, the two-time defending national champion. The Badgers become the first team in tournament history other than the Golden Gophers or Minn. Duluth to win the championship.
- 2007** The Frozen Four was held in historic Lake Placid, New York, where the 1980 Olympic games took place. Wisconsin successfully defended its title after defeating Minn. Duluth, 4-1, in the championship game.
- 2008** Minn. Duluth capture its fourth national championship with a 4-0 shutout of Wisconsin in the final to avenge a loss to the Badgers in the 2007 championship game.

Entering the NCAA Tournament, These Teams...

...HAD THE MOST WINS

Year	Team (Coach)	Record	Tournament Result
2007	Wisconsin (Mark Johnson)	33-1-4	CHAMPION
2005	Minnesota (Laura Halldorson)	33-2-2	3-0, CHAMPION
2006	Wisconsin (Mark Johnson)	33-4-1	3-0, CHAMPION
2006	New Hampshire (Brian McCloskey)	32-2-1	1-1, Third Place (Tied)
2007	Mercyhurst (Michael Sisti)	32-1-3	0-1, First Round
2008	New Hampshire (Brian McCloskey)	32-3-1	1-1, Third Place (Tied)
2008	Minn. Duluth (Shannon Miller)	31-4-1	3-0, CHAMPION
2008	Harvard (Katey Stone)	31-1-0	1-1, Third Place (Tied)
2006	St. Lawrence (Paul Flanagan)	30-4-2	1-1, Third Place (Tied)

...HAD THE HIGHEST WINNING PERCENTAGES

Year	Team (Coach)	Rec'd.	Pct.*	Tournament Result
2008	Harvard (Katey Stone)	31-1	.969	1-1, Third Place (Tied)
2007	Mercyhurst (Michael Sisti)	32-1-3	.930	0-1
2006	New Hampshire (Brian McCloskey)	32-2-1	.929	1-1, Third Place (Tied)
2007	Wisconsin (Mark Johnson)	33-1-4	.921	3-0, champion
2005	Minnesota (Laura Halldorson)	33-2-2	.919	3-0, CHAMPION
2003	Minn. Duluth (Shannon Miller)	29-3	.906	2-0, CHAMPION
2008	New Hampshire (Brian McCloskey)	32-3-1	.903	1-1, Third Place (Tied)
2004	Harvard (Katey Stone)	29-3-1	.894	1-1, Second Place
2001	Dartmouth (Judy Oberting)	26-3-1	.883	0-2, Fourth Place
2006	Wisconsin (Mark Johnson)	33-4-1	.882	3-0, CHAMPION

*Ties computed as half won, half lost.

...HAD THE MOST LOSSES

Year	Team (Coach)	Record	Tournament Result
2006	Harvard (Katey Stone)	18-12-4	0-1, First Round
2007	Minn. Duluth (Shannon Miller)	22-10-4	Second Place
2005	Providence (Bob Deraney)	21-10-5	0-1, First Round
2006	Minnesota (Laura Halldorson)	27-10-1	2-1, Second Place
2001	Harvard (Katey Stone)	23-9	1-1, Third Place
2004	St. Lawrence (Paul Flanagan)	27-9-1	1-1, Third Place
2007	Boston College (Tom Mutch)	23-9-2	1-1, Third Place
2008	St. Lawrence (Paul Flanagan)	28-9-1	0-1, First Round
2005	Wisconsin (Mark Johnson)	28-8-1	0-1, First Round
2006	Minn. Duluth (Shannon Miller)	22-8-3	0-1, First Round
2008	Wisconsin (Mark Johnson)	27-8-3	2-1, Second Place
2008	Dartmouth (Mark Hudak)	18-8-6	0-1, First Round

...HAD THE LOWEST WINNING PERCENTAGES

Year	Team (Coach)	Rec'd.	Pct.*	Tournament Result
2006	Harvard (Katey Stone)	18-12-4	.588	0-1, First Round
2005	Providence (Bob Deraney)	21-10-5	.653	0-1, First Round
2008	Dartmouth (Mark Hudak)	18-8-6	.656	0-1, First Round
2007	Minn. Duluth (Shannon Miller)	22-10-4	.667	2-1, Second Place
2007	Boston College (Tom Mutch)	23-9-2	.706	1-1, Third Place
2006	Minn. Duluth (Shannon Miller)	22-8-3	.712	0-1, First Round
2001	Harvard (Katey Stone)	23-9	.719	1-1, Third Place
2006	Princeton (Jeff Kampersal)	21-7-4	.719	0-1, First Round
2006	Mercyhurst (Michael Sisti)	23-7-6	.722	0-1, First Round
2006	Minnesota (Laura Halldorson)	27-10-1	.724	2-1, Second Place

*Ties computed as half won, half lost.

...HAD THE MOST TIES

Year	Team (Coach)	Record	Tournament Result
2006	Mercyhurst (Michael Sisti)	23-7-6	0-1, First Round
2008	Dartmouth (Mark Hudak)	18-8-6	0-1, First Round
2002	Minnesota (Laura Halldorson)	28-3-5	0-1-1, Third Place
2005	St. Lawrence (Paul Flanagan)	26-7-5	2-1, Third Place
2005	Providence (Bob Deraney)	21-10-5	0-1, First Round
2007	New Hampshire (Brian McCloskey)	28-3-5	0-1, First Round
2001	Minn. Duluth (Shannon Miller)	26-5-4	2-0, CHAMPION
2002	Minn. Duluth (Shannon Miller)	22-6-4	2-0, CHAMPION
2006	Harvard (Katey Stone)	18-12-4	0-1, First Round
2006	Princeton (Jeff Kampersal)	21-7-4	0-1, First Round
2007	Wisconsin (Mark Johnson)	33-1-4	3-0, Champion
2007	Minn. Duluth (Shannon Miller)	22-10-4	2-1, Second Place
2008	Minnesota (Brad Frost)	27-6-4	0-1, First round

Seeding History

The National Collegiate Women's Ice Hockey Committee seeded all four teams from 2001 to 2004. After the bracket extended to eight teams in 2005, only two teams were seeded. In 2007, it went back to a four-team seeding.

Farthest Seeds Have Advanced

(2001-07)

Seed	Best Finish
#1	CH—Minn. Duluth, 2003, Minnesota 2004, Minnesota 2005, Wisconsin 2007
#2	CH—Minn. Duluth 2001-02-08, Wisconsin, 2006
#3	3d—Harvard 2001, St. Lawrence 2004, New Hampshire 2008
#4	2d—St. Lawrence 2001

How the Seeds Have Fared...

ROUND-BY-ROUND—2001-08

Seed	QF	NSF	N3d	CH	Total
#1	4-0	4-5	0-1-2	4-0	12-6-2
#2	2-0	7-0	0-0	4-3	11-5
#3	1-1	0-4	2-1	0-0	3-7
#4	0-2	1-2	1-1	0-1	2-6
Total	7-2	12-11	3-3-2	8-4	28-24-2

Won-Lost-Tied Records of Seeds

Year	#1	#2	#3	#4
2001	0-2	2-0	1-1	1-1
2002	0-2-2	3-1	0-0	0-0
2003	2-0	1-1	0-2	1-1
2004	2-0	1-1	1-1	0-2
2005	3-0	0-1	0-0	0-0
2006	1-1	3-0	0-0	0-0
2007	3-0	0-1	0-1	0-1
2008	1-1	3-0	1-1	0-1
Total	12-6-2	13-5	3-6	2-6

Annual Scoring Leaders

Year	Player, School	Goals	Assists	Points
2001	Maria Rooth, Minn. Duluth	4	2	6
2002	Kristy Zamora, Brown	3	0	3
2003	Caroline Ouellette, Minn. Duluth	2	2	4
	Julie Chu, Harvard	2	2	4
	Hanne Sikio, Minn. Duluth	3	1	4
2004	Krissy Wendell, Minnesota	4	4	8
2005	Natalie Darwitz, Minnesota	3	9	12
2006	Bobbi Ross, Minnesota	4	0	4
2007	Sara Bauer, Wisconsin	1	6	7
2008	Haley Irwin, Minn. Duluth	1	5	6

NCAA Women’s Ice Hockey Championship Committee

Chairs			Roster		
(CHRONOLOGICAL)			(ALPHABETICAL)		
Name	Affiliation	Years	Name	Affiliation	Years
Carolyn Campbell-McGovern	Ivy Group	2001-04	Jackie Barto	Ohio St.	2001-05
Steve Metcalf	New Hampshire	2005-06	Zafir Bludevich	St. Michael's.....	2005-08
Zafir Bludevich	St. Michael's.....	2007-08	Carolyn Campbell-McGovern	Ivy Group	2001-04
*Jeffrey Schulman.....	Vermont.....	2009	Laura Halldorson.....	Minnesota.....	2005-08
*Incoming Chairperson			*Nick Handrahan.....	Robert Morris	2008
			Karen Kay.....	New Hampshire	2001-02
			*Steve Metcalf	New Hampshire	2002-06
			Shannon Miller.....	Minn. Duluth	2001-04
			Frank O'Brien	Wis.-Stevens Point.....	2001
			Russell Reilly.....	Middlebury	2001
			*Chris Schneider.....	Ohio St.	2008
			*Jeff Schulman	Vermont.....	2007-08
			Katey Stone	Harvard	2005-08
			*Jeff Visenor.....	Minn. St. Mankato.....	2008
			*Current member.		

Coaching Facts

TOURNAMENT APPEARANCES

- 7—Shannon Miller, Minn. Duluth, 2001-02-03-05-06-07-08
- 7—Katey Stone, Harvard, 2001-03-04-05-06-07-08
- 5—Laura Halldorson, Minnesota, 2002-03-04-05-06
- 6—Paul Flanagan, St. Lawrence, 2001-04-05-06-07-08
- 4—Mark Hudak, Dartmouth, 2004-05-07-08
- 4—Mark Johnson, Wisconsin, 2005-06-07-08
- 4—Michael Sisti, Mercyhurst, 2005-06-07-08
- 3—Brian McCloskey, New Hampshire, 2006-07-08
- 2—Judy Oberting, Dartmouth, 2001-03

CONSECUTIVE TOURNAMENT APPEARANCES

- 5—Laura Halldorson, Minnesota, 2002-06
- 4—Katey Stone, Harvard, 2003-05
- 4—Paul Flanagan, St. Lawrence, 2004-07
- 3—Shannon Miller, Minn. Duluth, 2001-03

TOURNAMENT WINS

- 11—Shannon Miller, Minn. Duluth, 2001-08
- 8—Mark Johnson, Wisconsin, 2006-08
- 7—Laura Halldorson, Minnesota, 2002-06
- 6—Paul Flanagan, St. Lawrence, 2001-08
- 6—Katey Stone, Harvard, 2001-08

TOURNAMENT WINNING PERCENTAGE

(Min. four games)

- .800—Mark Johnson, Wisconsin, 2005-08 (8-2)
- .786—Shannon Miller, Minn. Duluth, 2001-08 (11-3)
- .625—Laura Halldorson, Minnesota, 2001-06 (7-4-1)
- .500—Paul Flanagan, St. Lawrence, 2001-08 (6-6)
- .462—Katey Stone, Harvard, 2001-08 (6-7)

FROZEN FOUR APPEARANCES

- 5—Laura Halldorson, Minnesota, 2002-06
- 5—Paul Flanagan, St. Lawrence, 2001-07
- 5—Katey Stone, Harvard, 2001-08
- 5—Shannon Miller, Minn. Duluth, 2001-08
- 3—Mark Johnson, Wisconsin, 2006-08
- 2—Judy Oberting, Dartmouth, 2001-03
- 2—Mark Hudak, Dartmouth, 2004-05

CONSECUTIVE FROZEN FOUR APPEARANCES

- 5—Laura Halldorson, Minnesota, 2002-06
- 4—Paul Flanagan, St. Lawrence, 2004-07
- 3—Shannon Miller, Minn. Duluth, 2001-03
- 3—Katey Stone, Harvard, 2003-05
- 3—Mark Johnson, Wisconsin, 2006-08

FROZEN FOUR WINS

- 9—Shannon Miller, Minn. Duluth, 2001-08 (9-1)
- 5—Laura Halldorson, Minnesota, 2002-06 (5-4-1)
- 5—Mark Johnson, Wisconsin, 2006-08 (5-1)
- 4—Katey Stone, Harvard, 2001-08 (4-5)
- 3—Paul Flanagan, St. Lawrence, 2001 (3-4)

FROZEN FOUR WINNING PERCENTAGE

(Min. four games)

- .900—Shannon Miller, Minn. Duluth, 2001-08 (9-1)
- .833—Mark Johnson, Wisconsin, 2006-08 (5-1)
- .555—Laura Halldorson, Minnesota, 2002-06 (5-4-1)
- .444—Katey Stone, Harvard, 2001-08 (4-5)
- .428—Paul Flanagan, St. Lawrence, 2001-07 (3-4)

NCAA CHAMPIONSHIPS

- 4—Shannon Miller, Minn. Duluth, 2001-02-03-08
- 2—Laura Halldorson, Minnesota, 2004-05
- 2—Mark Johnson, Wisconsin, 2006-07

Team-By-Team Won-Lost-Tied Records

(Note: Third-place game discontinued after 2005. Since then, both teams defeated in the semi-finals are awarded third place.)

By Coach

(13 TEAMS)

Coch (Alma Mater) Yrs. in Tourn.	Yrs.	W	L	Ti	CH	2d	3d	4th
BOSTON COLLEGE								
Tom Mutch (Northeastern '92), 2007.....	1	1	1	0	0	0	1	0
TOTAL	1	1	1	0	0	0	1	0
BROWN								
Digit Murphy (Cornell '93) 2002.....	1	1	1	0	0	1	0	0
TOTAL	1	1	1	0	0	1	0	0
DARTMOUTH								
Judy Oberting (Dartmouth '91) 2001, 03.....	2	1	3	0	0	0	1	1
Mark Hudak (Army '89) 2004, 05, 07, 08.....	4	1	6	0	0	0	0	2
TOTAL	6	2	9	0	0	0	1	3
HARVARD								
Katey Stone (New Hampshire '89) 2001, 03, 04, 05, 06, 07, 08.....	7	6	7	0	0	3	1	0
TOTAL	7	6	7	0	0	3	1	0
MERCYHURST								
Michael Sisti (Canisius '90) 2005, 06, 07, 08..	4	0	4	0	0	0	0	0
TOTAL	4	0	4	0	0	0	0	0
MINNESOTA								
Laura Halldorson (Princeton '85) 2002, 03, 04-CH, 05-CH, 06.....	5	7	4	1	2	1	1	1
Brad Frost (Bethel [Minn.] '96) 2008.....	1	0	1	0	0	0	0	0
TOTAL	6	7	5	1	2	1	1	1

MINN. DULUTH
Shannon Miller (Saskatchewan '85)
2001-CH, 02-CH, 03-CH, 05, 06, 07, 08-CH

711304100

TOTAL711304100

NEW HAMPSHIRE
Brian McCloskey (Dartmouth '77)
2006, 07, 08.....

32300020

TOTAL32300020

NIAGARA
Margot Page (McMaster '87) 2002.....

10110010

TOTAL10110010

PROVIDENCE
Bob Deraney (Boston U. '87) 2005.....

10100000

TOTAL10100000

PRINCETON
Jeff Kampersal (Princeton '92) 2006.....

10100000

TOTAL10100000

ST. LAWRENCE
Paul Flanagan (St. Lawrence '85) 2001, 04, 05, 06, 07, 08.....

66600130

TOTAL66600130

WISCONSIN
Mark Johnson (Wisconsin '94) 2005, 06-CH, 07-CH, 08.....

48202100

TOTAL48202100

CH—NCAA championships.

All-Time Coaches

(15 COACHES)

Coch (Alma Mater) School, Years in Tournament	Yrs.	Won	Lost	Tied	Pct.	CH	FF
Bob Deraney (Boston U. '87) Providence 2005.....	1	0	1	0	.000	0	0
Paul Flanagan (St. Lawrence '85) St. Lawrence 2001, 04, 05, 06, 07, 08.....	6	6	6	0	.500	0	5
Brad Frost (Bethel [Minn.] '96) Minnesota 2008.....	1	0	1	0	.000	0	0
Laura Halldorson (Princeton '85) Minnesota 2002, 03, 04-CH, 05-CH, 06.....	5	7	4	1	.625	2	5
Mark Hudak (Army '89) Dartmouth 2004, 05, 07, 08.....	4	1	6	0	.143	0	2
Mark Johnson (Wisconsin '94) Wisconsin 2005, 06-CH, 07-CH, 08.....	4	8	2	0	.800	2	3
Jeff Kampersal (Princeton '92) Princeton 2006.....	1	0	1	0	.000	0	0
Brian McCloskey (Dartmouth '77) New Hampshire 2006, 07, 08.....	3	2	3	0	.400	0	2
Shannon Miller (Saskatchewan '85) Minn. Duluth 2001-CH, 02-CH, 03-CH, 05, 06, 07, 08-CH.....	7	11	3	0	.786	4	5
Digit Murphy (Cornell '93) Brown 2002.....	1	1	1	0	.500	0	1
Tom Mutch (Northeastern '92) Boston College 2007.....	1	1	1	0	.500	0	1
Judy Oberting (Dartmouth '91) Dartmouth 2001, 03.....	2	1	3	0	.250	0	2
Margot Page (McMaster '87) Niagara 2002.....	1	0	1	1	.250	0	1
Michael Sisti (Canisius '90) Mercyhurst 2005, 06, 07, 08.....	4	0	4	0	.000	0	0
Katey Stone (New Hampshire '89) Harvard 2001, 03, 04, 05, 06, 07, 08.....	7	6	7	0	.462	0	5

CH—NCAA championships; FF—Frozen Four appearances.

2001 CHAMPIONSHIP GAME, March 25 at Minneapolis**MINN. DULUTH 4, ST. LAWRENCE 2**

2001 Minn. Duluth — Team members: Tuula Puputti, Jenny Hempel, Leah Wrazidlo, Erika Holst, Joanne Eustace, Hanne Sikio, Kellie Frick, Navada Russell, Brittny Ralph, Tricia Guest, Laurie Alexander, Sheena Podovinnikoff, Michelle McAteer, Sanna Peura, Shannon Mikel, Maria Rooth, Jessi Flink, Jenni Venho, Satu Kiipeli, Riana Burke, Jessica Smith, Pamela Pachal. Head Coach: Shannon Miller. Assistant Coaches: Stacy Wilson, Shawna Davidson, Manon Rheaume. Athletic Trainer: Deanna Skandel. Equipment Manager: Rick Menz. Sports Information: Ira Turunen.

St. Lawrence	1	0	1	—	2
Minn. Duluth	1	2	1	—	4

First Period: ST — Amanda Sargeant (Jessica Wilson, Shannon Smith), 11:22 (pp); MD — Jennifer Hempel (Navada Russell), 17:40. **Penalties:** MD — Hempel (high-sticking), 11:03; ST — Colleen Coakley (holding), 15:13.

Second Period: MD — Maria Rooth (Russell), 5:36; MD — Hanne Sikio (Sanna Peura), 16:05. **Penalties:** ST — Gina Kingsbury (holding), 7:31; MD — Brittny Ralph (hooking), 8:35; ST — Isabelle Chartrand (body checking), 9:29.

Third Period: MD — Laurie Alexander (Rooth), 5:22. ST — Chartrand (Kingsbury), 19:06 (pp). **Penalties:** MD — Bench, (delay of game), :00; MD — Russell (interference), 18:30.

Shots on goal: St. Lawrence 12-2-17 — 31; Minn. Duluth 15-13-8 — 36. **Saves:** St. Lawrence (Rachel Barrie) 32; Minn. Duluth (Tuula Puputti) 30. **Total Penalties:** St. Lawrence 3 for 6 minutes; Minn. Duluth 4 for 8 minutes. **Power plays:** St. Lawrence 2 for 3; Minn. Duluth 0 for 3. **Officials:** Referee — Eric Schmakel. Assistant Referees — Pat Silva, Julie Piacentini. **Attendance** — 3,079.

2002 CHAMPIONSHIP GAME, March 25 at Durham, New Hampshire**MINN. DULUTH 3, BROWN 2**

2002 Minn. Duluth — Front row (left to right): Patricia Sautter, Jessi Flink, Jenny Hempel, Maria Rooth, Tuula Puputti, Navada Russell, Shannon Mikel, Michelle McAteer, Maghan Grahn. Middle row: Women's Hockey Sports Information Director Ira Turunen, Athletic Trainer Deanna Peterson, Equipment Manager Rick Menz, Satu Kiipeli, Erika Holst, Laurie Alexander, Hanne Sikio, Julianne Vasichuk, Jessica Smith, Tricia Guest, Assistant Coach Shawna Davidson, Assistant Coach Stacy Wilson, Head Coach Shannon Miller. Back row: Nora Tallus, Julie Fearing, Meghan Stotts, Joanne Eustace, Larissa Luther, Leah Kasper, Kristina Petrovskaja, Heather Tudahl.

Brown	1	1	0	—	2
Minn. Duluth	1	1	1	—	3

First Period: B — Kristy Zamora (Jessica Link), 11:26; MD — Kristina Petrovskaja (Tricia Guest), 13:11. **Penalties:** MD — Petrovskaja (interference), 6:23; B — Marguerite McDonald (charging), 8:24; MD — Jenny Hempel (high-sticking), 15:10; B — Mandy McCurdy (body checking), 17:31.

Second Period: MD — Erika Holst (Laurie Alexander), 11:09; B — Zamora (Kerry Nugent, Link), 13:59. **Penalties:** B — Cassie Turner (roughing), :48; MD — Joanne Eustace (obstruction-interference), 12:19; B — Meredith Ostrander (cross checking), 13:23.

Third Period: MD — Tricia Guest (unassisted), 15:04. **Penalties:** MD — Alexander (holding), 6:54.

Shots on goal: Brown 8-11-16 — 35; Minn. Duluth 14-10-7 — 31. **Saves:** Brown (Pam Dreyer) 28; Minn. Duluth (Patricia Sautter) 33. **Total Penalties:** Brown 4 for 8 minutes; Minn. Duluth 4 for 8 minutes. **Power plays:** Brown 0 for 4; Minn. Duluth 0 for 4. **Officials:** Referee — Bob Ritchie; Assistant Referees — Lisa Schlatter, Kelli O'Brian. **Attendance:** 3,102.

2003 CHAMPIONSHIP GAME, March 23 at Duluth, Minnesota**MINN. DULUTH 4, HARVARD 3 (2 OT)**

Harvard	0	3	0	0	0	—	3
Minn. Duluth	2	1	0	0	1	—	4

First Period: MD — Caroline Ouellette (Jenny Potter), 5:17; MD — Hanne Sikio (unassisted), 12:30. **Penalties:** MD — Julianne Vasichek (body checking), 2:08; H — Angela Ruggiero (obstruction-interference), 3:11.


Second Period: H — Jennifer Botterill (unassisted), :21; H — Lauren McAuliffe (Nicole Corriero, Jamie Hagerman), :44; H — Corriero (Hagerman, Ashley Banfield), 14:46; MD — Sikio (Joanne Eustace), 17:34. **Penalties:** H — Ruggiero (roughing), 1:47; MD — Nora Tallus (roughing), 1:47; H — McAuliffe (delay of game), 2:33; MD — Tallus (obstruction-interference), 12:45; H — Hagerman (tripping), 16:17; MD — Tallus (roughing), 17:03; H — Julie Chu (roughing), 18:07; MD — Tricia Guest (roughing), 18:07.

Third Period: No scoring. **Penalties:** MD — Larissa Luther (cross-checking), 1:53; H — Ruggiero (holding), 4:54; MD — Tallus (boarding), 5:55; H — Ruggiero (interference), 15:05; H — Ruggiero (misconduct), 15:05; MD — Vasichek (holding), 15:17.

First Overtime: No Scoring. **Penalties:** None.

Second Overtime: MD — Tallus (Erika Holst, Eustace), 4:19. **Penalties:** None.

Shots on goal: Harvard 5-11-12-14-2 — 44; Minn. Duluth 5-13-10-10-3 — 41. **Saves:** Harvard (Jessica Ruddock) 37; Minn. Duluth (Patricia Sautter) 41. **Total Penalties:** Harvard 8 for 24 minutes; Minn. Duluth 8 for 16 minutes. **Power plays:** Harvard 0 for 6; Minn. Duluth 0 for 5. **Officials:** Referee — Brad Shepherd; Assistant Referees — Danyel Howard, Pat Silva. **Attendance:** 5,167.



2003 Minn. Duluth — Front row (left to right): Lisa Hagen, Joanne Eustace, Nevada Russell, Maria Rooth, Patricia Sautter, Hanne Sikio, Erika Holst, Michelle McAteer, Jenny Hempel, Shannon Kasperek. Middle row: Women's Hockey Sports Information Director Ira Turunen, Athletic Trainer Deanna Peterson, Equipment Manager Rick Menz, Larissa Luther, Satu Kiipeli, Caroline Ouellette, Julianne Vasichek, Tricia Guest, Bethany Petersen, Julie Fearing, Assistant Coach Shawna Davidson, Assistant Coach Stacy Wilson, Head Coach Shannon Miller. Back row: Nora Tallus, Krista McArthur, Amelia Hradsky, Meghan Stotts, Leah Kasper, Kristina Petrovskaja, Jenny Potter.

2004 CHAMPIONSHIP GAME, March 28 at Providence, Rhode Island**MINNESOTA 6, HARVARD 2**

Harvard	1	1	0	—	2
Minnesota	0	2	4	—	6

First Period: H — Katherine Sweet (Caitlin Cahow, Katie Johnston), 12:48. **Penalties:** H — Lindsay Weaver (tripping), 4:27; M — Allie Sanchez (obstruction-holding), 10:45; H — Weaver (high-sticking), 13:40.

Second Period: M — Natalie Darwitz (Kelly Stephens, Krissy Wendell), 4:51; H — Nicole Corriero (Angela Ruggiero), 12:21; M — Andrea Nichols (La Toya Clarke), 17:49. **Penalties:** M — Stephens (obstruction-interference), 11:17; H — Weaver (checking), 14:26; M — Sanchez (high-sticking), 14:26; M — Stephens (checking), 15:05.

Third Period: M — Darwitz (Wendell), :09; M — Stephens (Darwitz, Wendell), :41; M — Wendell (Stephens), 6:54; M — Darwitz (Ashley Albrecht), 12:59. **Penalties:** M — Melissa Coulombe (tripping), 1:56; H — Julie Chu (hooking), 7:44; M — Wendell (tripping), 10:11.

Shots on goal: Harvard 7-12-14 — 33; Minnesota 13-16-11 — 40. **Saves:** Harvard (Ali Boe) 34; Minnesota (Jody Horak) 31. **Total Penalties:** Harvard 4 for 8 minutes; Minnesota 6 for 12 minutes. **Power plays:** Harvard 1 for 5; Minnesota 0 for 3. **Officials:** Referee — Kevin Keenan; Assistant Referees — Ray Doocy, Ron Storey. **Attendance:** 3,522.



2004 Minnesota — Front row (left to right): Jody Horak, Goalie Coach Jeff Moen, Assistant Coach Joel Johnson, La Toya Clarke, Kelsey Bills, Head Coach Laura Hallderson, Assistant Coach Brad Frost, Brenda Reinen. Middle row: Athletic Trainer Amy Hamilton, Natalie Darwitz, Ashley Albrecht, Kelly Stephens, Chelsey Brodt, Melissa Coulombe, Becky Wacker, Stacy Troumbly, Andrea Nichols, Equipment Manager Bonnie Olein. Back row: Lyndsay Wall, Jerilyn Glenn, Krista Johnson, Allie Sanchez, Noelle Sutton, Krissy Wendell, Danielle Ashley, Maggie Souba.

2005 CHAMPIONSHIP GAME, March 27 at Durham, New Hampshire**MINNESOTA 4, HARVARD 3**

2005 Minnesota — Front row (left to right): Jody Horak, Assistant Coach Charlie Burggraf, Volunteer Assistant Coach Jeff Moen, Kelly Stephens, Krissy Wendell, Head Coach Laura Halldorson, Assistant Coach Brad Frost, Brenda Reinen. Middle row: Athletic Trainer Amy Hamilton, Natalie Darwitz, Jenelle Philipczyk, Chelsey Brodt, Ashley Albrecht, Maggie Souba, Whitney Graft, Becky Wacker, Stacy Troumbly, Andrea Nichols, Natalie Lammé, Equipment Manager Bonnie Olein. Back row: Liz Palkie, Lyndsay Wall, Noelle Sutton, Anya Miller, Allie Sanchez, Krista Johnson, Erica McKenzie, Bobbi Ross.

Harvard	0	2	1	—	3
Minnesota	1	2	1	—	4

First Period: M — Krissy Wendell (Natalie Darwitz), 17:24. **Penalties:** M — Bobbi Ross (interference), 4:23; M — Ross (checking), 6:37; H — Jennifer Skinner (interference), 7:43.

Second Period: H — Jennifer Sifers (Carrie Schroyer), :46; M — Lyndsay Wall (Darwitz, Kelly Stephens), 7:58; H — Sarah Vaillancourt (Nicole Corriero, Julie Chu), 10:33; M — Ashley Albrecht (Wendell, Darwitz), 18:02. **Penalties:** H — Lindsay Weaver (high-sticking), 6:18; H — Weaver (high-sticking), 8:29; M — Darwitz (high-sticking), 9:29.

Third Period: H — Caitlin Cahow (Chu, Vaillancourt), 13:54; M — Darwitz (Stephens), 18:52. **Penalties:** M — Chelsey Brodt (checking), :57; M — Wendell (checking), 12:28.

Shots on goal: Harvard 9-12-5 — 26; Minnesota 6-14-4 — 24. **Saves:** Harvard (Ali Boe) 20; Minnesota (Jody Horak) 23. **Total Penalties:** Harvard 3 for 6 minutes; Minnesota 5 for 10 minutes. **Power plays:** Harvard 2 for 5; Minnesota 1 for 3. **Officials:** Referee — Ed Boyle; Assistant Referees — Pat Silva, Kelli O'Brian. **Attendance:** 2,056.

2006 CHAMPIONSHIP GAME, March 26 at Minneapolis**WISCONSIN 3, MINNESOTA 0**

2006 Wisconsin — Front row (left to right): Meghan Horras, Nicki Burish, Cyndy Kenyon, Jessie Vetter, Sharon Cole, Phoebe Monteleone, Sara Bauer, Meaghan Mikkelsen. Middle row: Erika Lawler, Mikka Nordby, Rachel Bible, Heidi Kletzien, Angie Keseley, Grace Hutchins, Alycia Matthews, Bobbi-Jo Slusar, Emily Morris. Back row: Christine Dufour, Tia Hanson, Jinelle Zaugg, Kristen Witting, Kayla Hagen.

Minnesota	0	0	0	—	0
Wisconsin	2	1	0	—	3

First Period: W — Jinelle Zaugg (Cyndy Kenyon, Bobbi-Jo Slusar), 9:56 (pp); W — Grace Hutchins (Nicki Burish), 10:26. **Penalties:** W — Burish (interference), 5:17; M — Anya Miller (holding), 9:17; W — Burish (hooking), 12:26; M — Bobbi Ross (interference), 16:37.

Second Period: W — Zaugg (Sara Bauer, Kenyon), 9:08 (pp). **Penalties:** W — Emily Morris (tripping), 1:04; M — Miller (holding), 2:09; M — Liz Palkie (hooking), 7:23; W — Angie Keseley (hooking), 9:13; M — Andrea Nichols (goaltender interference), 16:21; W — Meaghan Mikkelsen (roughing), 16:21.

Third Period: No scoring. **Penalties:** W — Hanson (hooking), 6:53.

Shots on goal: Minnesota 10-7-14 — 31; Wisconsin 10-5-4 — 19. **Saves:** Minnesota (Brittany Chartier) 16; Wisconsin (Jessie Vetter) 31. **Total Penalties:** Minnesota 5 for 10 minutes; Wisconsin 6 for 12 minutes. **Power plays:** Minnesota 0 for 5; Wisconsin 2 for 4. **Officials:** Referee — Jay Mendel; Assistant Referees — Tina Simonson, Pat Silva. **Attendance:** 4,701.

2007 CHAMPIONSHIP GAME, March 18 at Lake Placid, NY


Minn. Duluth	0	1	0	—	1
Wisconsin	1	3	0	—	4

First Period: W — Jinelle Zaugg (Sara Bauer), 9:00 (pp). Penalties: MD — Tawni Mattila (body-checking), 7:02; W — Meaghan Mikkelsen (body-checking), 12:44.

Second Period: W — Erika Lawler (Meghan Duggan, Bauer), 7:24; W — Bauer (Mikkelsen), 11:56; MD — Emmanuelle Blais (Noemie Marin, Jill Sales), 14:23 (pp); W — Jasmine Giles (Lawler), 14:33. Penalties: W — Angie Keseley (interference), 3:50; MD — Bench (Too many players), 8:02; W — Kyla Sanders (interference), 13:27; MD — Jessica Koizumi (interference), 15:06; MD — Marin (diving), 16:31; W — Emily Morris (hooking), 16:31.

Third Period: Penalties: W — Keseley (hooking), 1:28.

Shots on goal: Minn. Duluth 6-8-4 — 18; Wisconsin 8-12-4 — 24. **Saves:** Minn. Duluth (Kim Martin) 20; Wisconsin (Jessie Vetter) 17. **Total Penalties:** Minn. Duluth 4 for 8 minutes; Wisconsin 5 for 10 minutes. **Power plays:** Minn. Duluth 1 for 4; Wisconsin 1 for 3. **Officials:** Dan Lick (referee), Larry Legault, Todd Aldous. **Attendance:** 3,355.

WISCONSIN 4, MINNESOTA DULUTH 1

2007 Wisconsin — Front row (left to right): Jessie Vetter, Kristen Witting, Heidi Kletzien, Bobbi-Jo Slusar, Christine Dufour, Sara Bauer, Phoebe Monteleone, Meaghan Mikkelsen, Alannah McCready. Middle row: Undergraduate Assistant Carla MacLeod, Undergraduate Assistant Sharon Cole, Undergraduate Assistant Molly Engstrom, Emily Morris, Angie Keseley, Jasmine Giles, Mikka Nordby, Jinelle Zaugg, Meghan Duggan, Alycia Matthews, Ally Strickler, Rachel Bible, Head Coach Mark Johnson, Assistant Coach Tracey Cornell, Goalie Coach Jeff Sanger. Back row: Manager Katlyn Arnett, Sports Information Director Adam Augustine, Equipment Manager Paul Hickman, Tia Hanson, Maria Evans, Kayla Hagen, Kyla Sanders, Emily Kranz, Erika Lawler, Strength Coach Jim Snider, Athletic Trainer Jen Pepoy, Assistant Coach Dan Koch.

2008 CHAMPIONSHIP GAME, March 22 at Duluth, MN

Wisconsin	0	0	0	—	0
Minn. Duluth	1	2	1	—	4

First Period: MD — Haley Irwin (Sara O'Toole, Jocelyne Larocque), 19:22. **Penalties:** W — Rachel Bible (Tripping), 00:46; MD — Emmanuelle Blais (Boarding), 2:16; MD — Laura Fridfinnson (Hooking), 5:42; W — Rachel Bible (Tripping), 8:37; MD — Team (Too many players on ice), 17:07.

Second Period: MD — Emmanuelle Blais (Laura Fridfinnson, Jaime Rasmussen), 11:48 (pp); MD — Sara O'Tolle (unassisted), 18:24 (sh). **Penalties:** W — Meghan Duggan (Hooking), 6:15; W — Kyla Sanders (Slashing), 10:51; MD — Myriam Trepanier (High Sticking), 13:07; MD — Elin Holmlov (Interference), 17:25; MD — Sara O'Toole (Hooking), 19:26; W — Hilary Knight (Charging), 19:57.

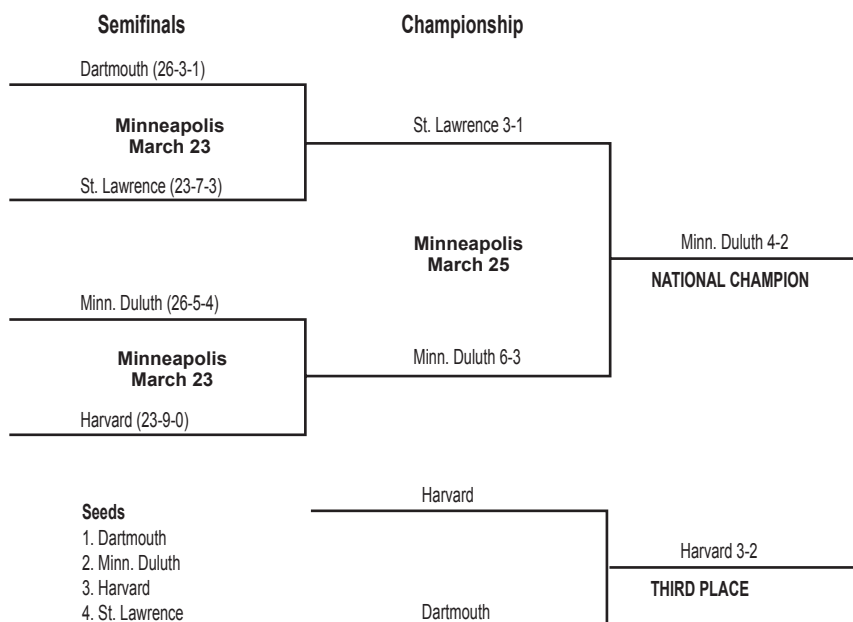
Third Period: MD — Karine Demeule (Tawni Mattila, Myriam Trepanier), 17:15 (en). **Penalties:** MD — Heidi Pelttari (Tripping), 4:39; W — Meghan Duggan (Interference), 5:21; W — Jasmine Giles (Cross Checking), 5:57; MD — Myriam Trepanier (Diving), 5:57; MD — Sarah Murray (Interference), 6:56; MD — Tawni Mattila (Holding), 13:30; MD — Karine Demeule (Elbowing), 18:49.

Shots on goal: Wisconsin 11-10-7 — 28; Minn. Duluth 6-12-6 — 24. **Saves:** Wisconsin (Jessie Vetter) 20; Minn. Duluth (Kim Martin) 28. **Total Penalties:** Wisconsin 7 for 14 minutes; Minn. Duluth 11 for 22 minutes. **Power plays:** Wisconsin 0 for 10; Minn. Duluth 1 for 6. **Officials:** Scott Leavitt (referee), Ray Doocy (linesman), Ron Storey (linesman). **Attendance:** 4,031.

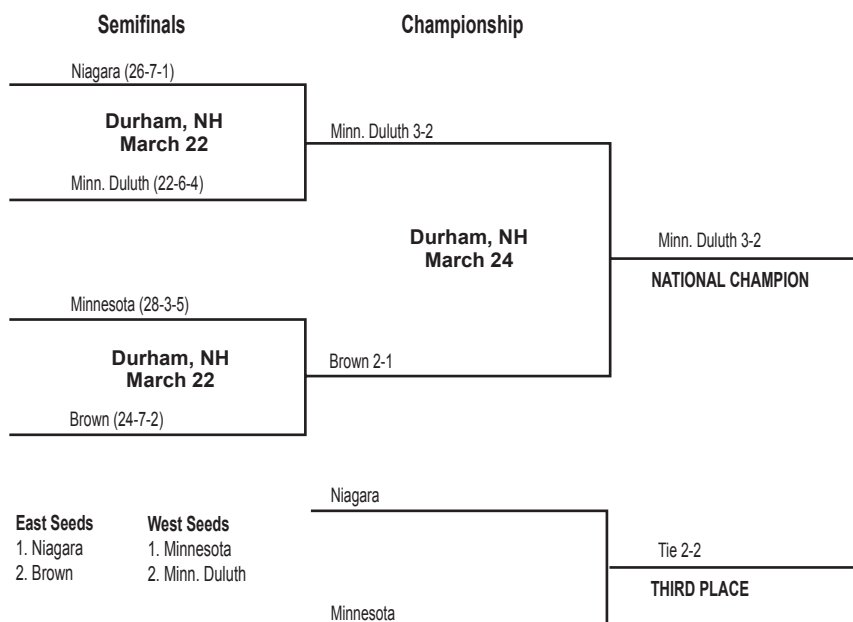
MINN. DULUTH 4, WISCONSIN 0

2008 Minn. Duluth — Front row (left to right): Johanna Ellison, Kim Martin. Second row: athletic trainer Brad Kern, administrative assistant Jill Sales, Emmanuelle Blais, Karine Demeule, Sara O'Toole. Third row: Myriam Trepanier, Heidi Pelttari, Erin Olson, Jocelyne Larocque, Saara Tuominen, Jessica Hawkins, head coach Shannon Miller. Fourth row: Elin Holmlov, Tawni Mattila, Jaime Rasmussen, Amie Meyer, Sara Murray. Back row: Chancellor Dr. Kathryn Martin, goaltender coach Robb Stauber, equipment manager Rick Menz, assistant coach Caroline Ouelette, equipment manager Andy Rannels, Sid Kelly Grgas, strength coach Justin May, Haley Irwin, Tara Gray, Libby Guzzo, Samantha Hough, athletic director Bob Nielson, Laura Fridfinnson, assistant coach Julie Chu, Iya Gavrilova, athletic trainer Amy Miller.


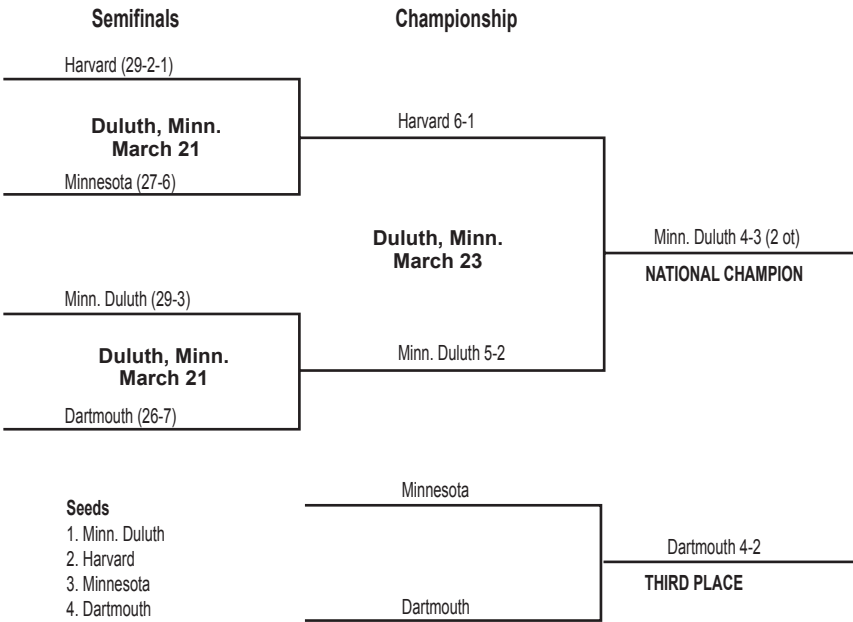
2001 Women's National Collegiate Championship Bracket



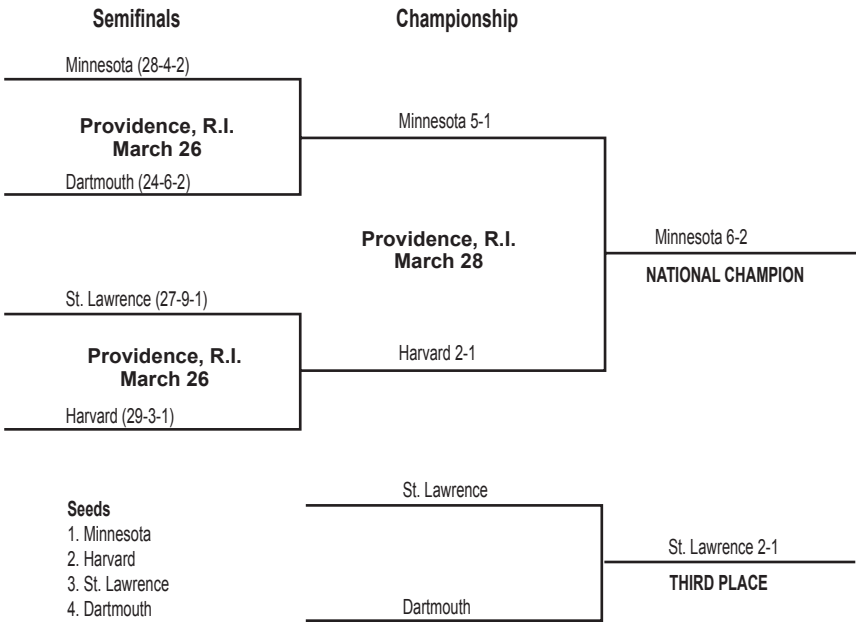
2002 Women's National Collegiate Championship Bracket



2003 Women's National Collegiate Championship Bracket



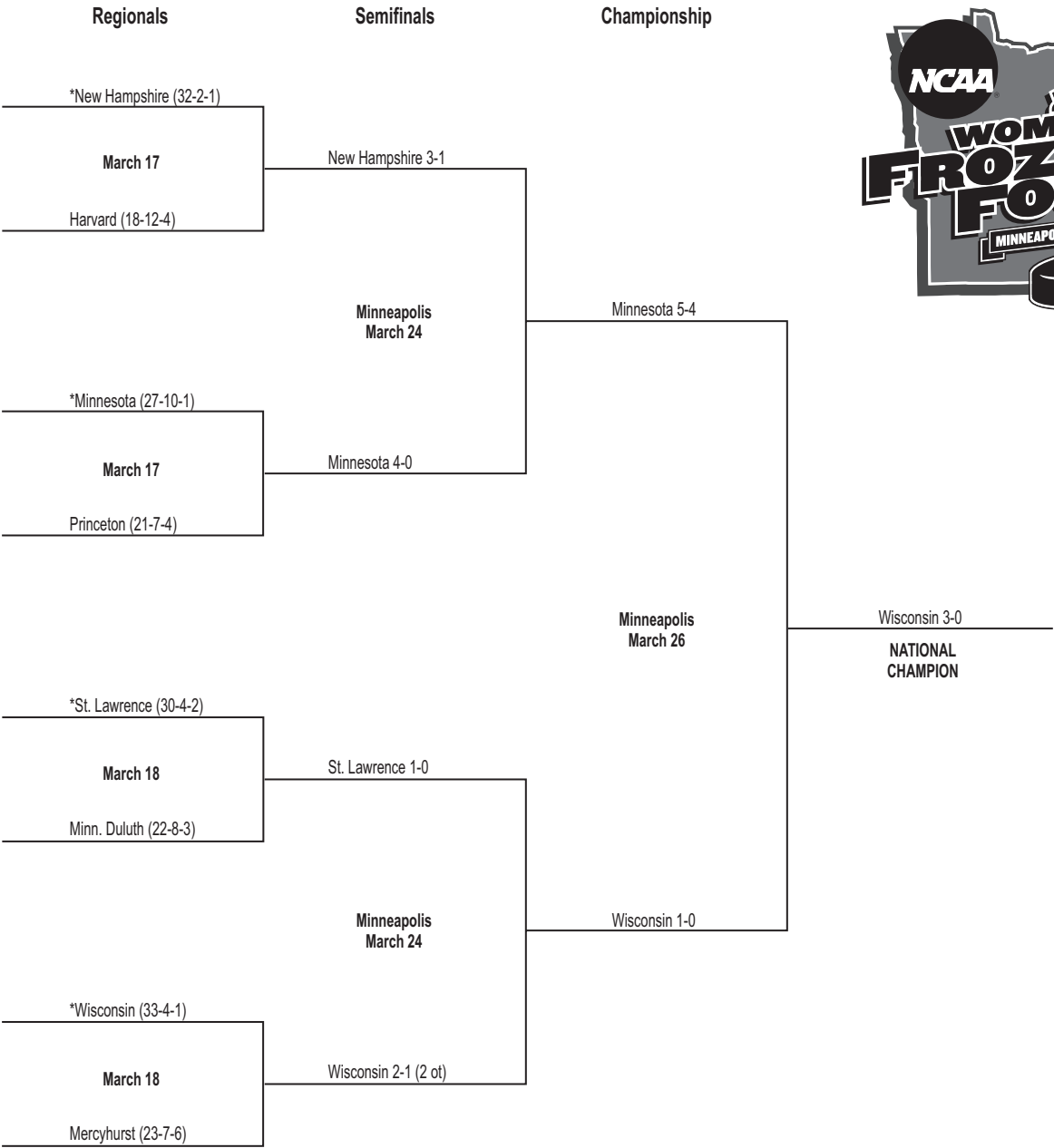
2004 Women's National Collegiate Championship Bracket



2005 Women's National Collegiate Championship Bracket



2006 Women's National Collegiate Championship Bracket



- Seeds
- 1. New Hampshire
 - 2. Wisconsin

**Host institution.*

2007 Women's National Collegiate Championship Bracket



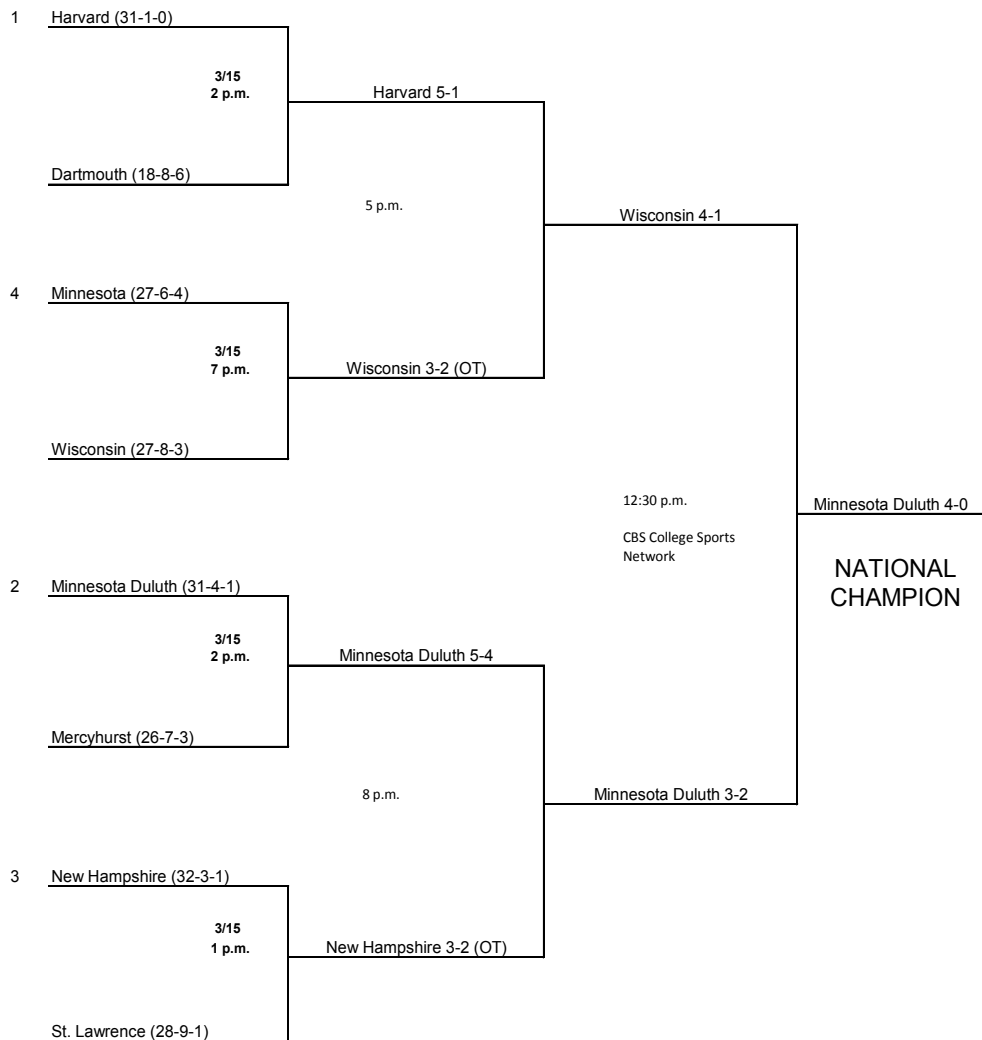


2008 National Collegiate Women's ICE HOCKEY CHAMPIONSHIP

Quarterfinals
March 14-15

Semifinals
March 20

Championship
March 22



Note: All seeded teams will host in the quarterfinals and all game times are local.





2009 National Collegiate Women's ICE HOCKEY CHAMPIONSHIP

Quarterfinals
March 13-14

Semifinals
March 20

Championship
March 22



Note: All game times are tentative and subject to change.

