

# Women's Frozen Four Records

|  |     |
|--|-----|
| Championship Results.....                            | 121 |
| Frozen Four Facts .....                              | 121 |
| Frozen Four Records .....                            | 121 |
| Individual, Game.....                                | 121 |
| Individual, Year .....                               | 122 |
| Team, Game .....                                     | 122 |
| Team, Year.....                                      | 124 |
| Most Outstanding Players.....                        | 124 |
| All-Tournament Teams.....                            | 124 |
| Championship Game Records .....                      | 125 |
| Individual .....                                     | 125 |
| Team.....  | 125 |
| Regional Records .....                               | 127 |
| Individual, Game.....                                | 127 |
| Team, Game .....                                     | 127 |
| Tournament Facts .....                               | 129 |
| Tournament Records .....                             | 129 |
| Individual, Game.....                                | 129 |
| Individual, Year .....                               | 129 |
| Team, Game .....                                     | 130 |
| Team, Year .....                                     | 131 |
| Tournament History.....                              | 132 |
| Tournament Won-Lost-Tied Records .....               | 132 |
| Tournament Highlights .....                          | 132 |
| Entering the NCAA Tournament, These Teams .....      | 133 |
| Seeding History .....                                | 133 |
| Annual Scoring Leaders .....                         | 133 |
| NCAA Women's Ice Hockey Championship Committee ..... | 134 |
| Coaching Facts.....                                  | 134 |
| Team-By-Team Won-Lost-Tied Records .....             | 135 |
| All-Time Coaches.....                                | 135 |
| Team Champions .....                                 | 136 |
| Championship Brackets.....                           | 141 |



**NCAA ICE HOCKEY**



# Championship Results

| Year                 | Champion              | Coach            | Score      | Runner-Up    | 3rd Place      | 4th Place       | Site              |
|----------------------|-----------------------|------------------|------------|--------------|----------------|-----------------|-------------------|
| 2001                 | Minn. Duluth (28-5-4) | Shannon Miller   | 4-2        | St. Lawrence | Harvard        | Dartmouth       | Minneapolis       |
| 2002                 | Minn. Duluth (24-6-4) | Shannon Miller   | 3-2        | Brown        | Niagara (tie)  | Minnesota (tie) | Durham, N.H.      |
| 2003                 | Minn. Duluth (31-3-2) | Shannon Miller   | 4-3 (2 ot) | Harvard      | Dartmouth      | Minnesota       | Duluth, Minn.     |
| 2004                 | Minnesota (30-4-2)    | Laura Halldorson | 6-2        | Harvard      | St. Lawrence   | Dartmouth       | Providence, R.I.  |
| 2005                 | Minnesota (36-2-2)    | Laura Halldorson | 4-3        | Harvard      | St. Lawrence   | Dartmouth       | Durham, N.H.      |
| <b>Semifinalist*</b> |                       |                  |            |              |                |                 |                   |
| 2006                 | Wisconsin (36-4-1)    | Mark Johnson     | 3-0        | Minnesota    | New Hampshire  | St. Lawrence    | Minneapolis       |
| 2007                 | Wisconsin (36-1-4)    | Mark Johnson     | 4-1        | Minn. Duluth | Boston College | St. Lawrence    | Lake Placid, N.Y. |
| 2008                 | Minn. Duluth (34-4-1) | Shannon Miller   | 4-0        | Wisconsin    | Harvard        | New Hampshire   | Duluth, Minn.     |
| 2009                 | Wisconsin (34-2-5)    | Mark Johnson     | 5-0        | Mercyhurst   | Minnesota      | Minn. Duluth    | Boston, Mass.     |
| 2010                 | Minn. Duluth (31-8-2) | Shannon Miller   | 3-2 (3 ot) | Cornell      | Mercyhurst     | Minnesota       | Minneapolis       |

\*Third-place game discontinued after 2005. Since then, both teams defeated in the semifinals are awarded third place.

## Frozen Four Facts

### FROZEN FOUR APPEARANCES

- 7—Minnesota, 2002-03-04-05-06-09-10
- 7—Minn. Duluth, 2001-02-03-07-08-09-10
- 5—St. Lawrence, 2001, 04-05-06-07
- 5—Harvard, 2001-03-04-05-08
- 4—Dartmouth, 2001-03-04-05
- 4—Wisconsin, 2006-07-08-09
- 2—New Hampshire, 2006-08
- 2—Mercyhurst, 2009-10
- 1—Brown, 2002
- 1—Niagara, 2002
- 1—Boston College, 2007
- 1—Cornell, 2010

### CONSECUTIVE FROZEN FOUR APPEARANCES

- 5—Minnesota, 2002-06
- 4—St. Lawrence, 2004-07
- 4—Wisconsin, 2006-09
- 4—Minn. Duluth, 2007-10
- 3—Minn. Duluth, 2001-03
- 3—Dartmouth, 2003-05
- 3—Harvard, 2003-05

### FROZEN FOUR WINS

- 11—Minn. Duluth
- 7—Wisconsin
- 5—Minnesota
- 4—Harvard
- 3—St. Lawrence
- 1—Brown
- 1—Dartmouth
- 1—Mercyhurst
- 1—Cornell

### FROZEN FOUR WINNING PERCENTAGE (Min. 2 games)

- .875—Wisconsin, 2006-09 (7-1)
- .846—Minn. Duluth, 2001-10 (11-2)
- .750—Niagara, 2002 (1-0-1)
- .500—Brown, 2002 (1-1)
- .500—Cornell, 2010 (1-1)
- .458—Minnesota, 2002-10 (5-6-1)
- .444—Harvard, 2001-08 (4-5)
- .375—St. Lawrence, 2001-07 (3-5)
- .333—Mercyhurst, 2010 (1-2)

### NCAA CHAMPIONSHIPS

- 5—Minn. Duluth, 2001, 2002, 2003, 2008, 2010
- 3—Wisconsin, 2006, 2007, 2009
- 2—Minnesota, 2004, 2005

## Frozen Four Records

The following records include game, year and career marks set during the Frozen Four, which consists of the two national semifinal games, the national third-place game (from 2001 through 2005) and the national championship game. A national semifinal game is indicated by (NSF), a national third-place game by (N3d) and a national championship game by (CH). Any national semifinal game records not included in the listings are specifically noted below that category.

### Individual, Game

#### GOALS

- 4—Bobbi Ross, Minnesota vs. New Hampshire, NSF, March 24, 2006
- 3—Maria Rooth, Minn. Duluth vs. Harvard, NSF, March 23, 2001
- 3—Natalie Darwitz, Minnesota vs. Harvard, CH, March 28, 2004
- 3—Krissy Wendell, Minnesota vs. Dartmouth, NSF, March 26, 2004
- 3—Sarah Vaillancourt, Harvard vs. St. Lawrence, NSF, March 25, 2005
- 3—Rebecca Russell, St. Lawrence vs. Dartmouth, N3d, March 27, 2005

#### FASTEST GAME-OPENING GOAL

- :13—Natalie Darwitz, Minnesota vs. Dartmouth, NSF, March 25, 2005
- :46—Bobbi Ross, Minnesota vs. New Hampshire, NSF, March 24, 2006
- 1:00—Tammy Shewchuk, Harvard vs. Dartmouth, N3d, March 25, 2001

- 2:15—Meghan Duggan, Wisconsin vs. St. Lawrence, NSF, March 16, 2007
- 2:57—Jenny Hempel, Minn. Duluth vs. Niagara, NSF, March 22, 2002

#### FASTEST GOAL, START OF PERIOD

- :09—Natalie Darwitz, Minnesota vs. Harvard, CH, March 28, 2004 (third)
- :13—Natalie Darwitz, Minnesota vs. Dartmouth, NSF, March 25, 2005 (first)
- :18—Erika Lawler, Wisconsin vs. Harvard, NSF, March 20, 2008 (second)
- :21—Jennifer Botterill, Harvard vs. Minn. Duluth, CH, March 23, 2003 (second)
- :31—Chelsea Grills, St. Lawrence vs. Harvard, NSF, March 25, 2005 (second)

#### FASTEST CONSECUTIVE GOALS

- 1:59—Natalie Darwitz, Minnesota vs. Dartmouth, NSF, March 25, 2005
- 4:07—Kelly Stephens, Minnesota vs. Dartmouth, NSF, March 26, 2004
- 5:01—Maria Rooth, Minn. Duluth vs. Harvard, NSF, March 23, 2001
- 7:35—Krissy Wendell, Minnesota vs. Dartmouth, NSF, March 26, 2004
- 8:30—Sarah Vaillancourt, Harvard vs. St. Lawrence, NSF, March 25, 2005

#### FASTEST HAT TRICK

- 16:07—Maria Rooth, Minn. Duluth vs. Harvard, NSF, March 23, 2001
- 22:53—Krissy Wendell, Minnesota vs. Dartmouth, NSF, March 26, 2004
- 26:45—Sarah Vaillancourt, Harvard vs. St. Lawrence, NSF, March 25, 2005
- 28:07—Natalie Darwitz, Minnesota vs. Harvard, CH, March 28, 2004
- 29:53—Bobbi Ross, Minnesota vs. New Hampshire, NSF, March 24, 2006

#### ASSISTS

- 3—Krissy Wendell, Minnesota vs. Harvard, CH, March 28, 2004

- 3—Caitlin Cahow, Harvard vs. St. Lawrence, NSF, March 25, 2005
- 3—Natalie Darwitz, Minnesota vs. Dartmouth, NSF, March 25, 2005
- 3—Natalie Darwitz, Minnesota vs. Harvard, CH, March 27, 2005
- 3—Sara Bauer, Wisconsin vs. St. Lawrence, NSF, March 16, 2007
- 3—Sara O'Toole, Minn. Duluth vs. Boston College, March 16, 2007
- 3—Meghan Duggan, Wisconsin vs. Minn. Duluth, NSF, March 20, 2009
- 3—Jesse Scanzano, Mercyhurst vs. Minnesota, NSF, March 20, 2009
- 3—Erika Lawler, Wisconsin vs. Mercyhurst, CH, March 22, 2009

#### POINTS

- 5—Natalie Darwitz, Minnesota vs. Dartmouth, NSF, March 25, 2005
- 5—Rebecca Russell, St. Lawrence vs. Dartmouth, N3d, March 27, 2005
- 4—Maria Rooth, Minn. Duluth vs. Harvard, NSF, March 23, 2001
- 4—Julie Chu, Harvard vs. Minnesota, NSF, March 21, 2003
- 4—Krissy Wendell, Minnesota vs. Dartmouth, NSF, March 26, 2004
- 4—Natalie Darwitz, Minnesota vs. Harvard, CH, March 28, 2004
- 4—Krissy Wendell, Minnesota vs. Harvard, CH, March 28, 2004
- 4—Natalie Darwitz, Minnesota vs. Harvard, CH, March 27, 2005
- 4—Krissy Wendell, Minnesota vs. Dartmouth, NSF, March 25, 2005
- 4—Bobbi Ross, Minnesota vs. New Hampshire, NSF, March 24, 2006
- 4—Meghan Duggan, Wisconsin vs. St. Lawrence, NSF, March 16, 2007
- 4—Hilary Knight, Wisconsin vs. Minn. Duluth, NSF, March 20, 2009

4—Gigi Marvin, Minnesota vs. Mercyhurst, NSF, March 20, 2009

## PENALTIES

5—Angela Ruggiero, Harvard vs. Minn. Duluth, CH, March 23, 2003

4—Nora Tallus, Minn. Duluth vs. Harvard, CH, March 23, 2003

3—Lindsay Weaver, Harvard vs. Minnesota, CH, March 28, 2004

3—Leah Craig, New Hampshire vs. Minnesota, NSF, March 24, 2006

3—Elin Holmlov, Minn. Duluth vs. Wisconsin, NSF, March 20, 2009

3—Anne Schleper, Minnesota vs. Mercyhurst, NSF, March 20, 2009

## SAVES

61—Amanda Mazzotta, Cornell vs. Minn. Duluth, CH, March 21, 2010 (3 ot)

49—Jennifer Harss, Minn. Duluth vs. Cornell, CH, March 21, 2010 (3 ot)

47—Molly Schaus, Boston College vs. Minn. Duluth, NSF, March 16, 2007

46—Amy Ferguson, Dartmouth vs. Minn. Duluth, NSF, March 21, 2003

41—Patricia Sautter, Minn. Duluth vs. Harvard, CH, March 23, 2003

41—Kim Martin, Minn. Duluth vs. New Hampshire, NSF, March 20, 2008

## SHUTOUTS

Jessie Vetter, Wisconsin vs. St. Lawrence, NSF, March 24, 2006

Jessie Vetter, Wisconsin vs. Minnesota, CH, March 26, 2006

Jessie Vetter, Wisconsin vs. St. Lawrence, NSF, March 16, 2007

Kim Martin, Minn. Duluth vs. Wisconsin, CH, March 22, 2008

Jessie Vetter, Wisconsin vs. Mercyhurst, CH, March 22, 2009

## Individual, Year

## GOALS

4—Maria Rooth, Minn. Duluth, 2001

4—Krissey Wendell, Minnesota, 2004

4—Sarah Vaillancourt, Harvard, 2005

4—Bobbi Ross, Minnesota, 2006

3—Tammy Shewchuk, Harvard, 2001

3—Kristy Zamora, Brown, 2002

3—Hanne Sikio, Minn. Duluth, 2003

3—Kelly Stephens, Minnesota, 2004

3—Natalie Darwitz, Minnesota, 2004

3—Natalie Darwitz, Minnesota, 2005

3—Krissey Wendell, Minnesota, 2005

3—Jinelle Zaugg, Wisconsin, 2007

3—Hilary Knight, Wisconsin, 2009

3—Emmanuelle Blais, Minn. Duluth, 2010

## ASSISTS

6—Natalie Darwitz, Minnesota, 2005

5—Sara Bauer, Wisconsin, 2007

4—Meghan Duggan, Wisconsin, 2009

4—Kelly Stephens, Minnesota, 2005

4—Julie Chu, Harvard, 2005

3—13 times, most recent: Hilary Knight, Wisconsin; Erika Lawler, Wisconsin; Jesse Scanzano, Mercyhurst, 2009.

## POINTS

9—Natalie Darwitz, Minnesota, 2005

8—Krissey Wendell, Minnesota, 2004

6—Maria Rooth, Minn. Duluth, 2001

6—Natalie Darwitz, Minnesota, 2004

6—Rebecca Russell, St. Lawrence, 2005

6—Sara Bauer, Wisconsin, 2007

6—Hilary Knight, Wisconsin, 2009

## PENALTIES

5—Angela Ruggiero, Harvard, 2003

5—Nora Tallus, Minn. Duluth, 2003

4—Gillian Apps, Dartmouth, 2003

4—Lindsay Weaver, Harvard, 2004

4—Laurie Ross, St. Lawrence, 2005

4—Cassea Schols, Mercyhurst, 2009

## SAVES

89—Amanda Mazzotta, Cornell, 2010

76—Jennifer Harss, Minn. Duluth, 2010

74—Tania Pinelli, Niagara, 2002

73—Amy Ferguson, Dartmouth, 2003

69—Patricia Sautter, Minn. Duluth, 2003

65—Jessie Vetter, Wisconsin, 2009

## SAVE PERCENTAGE

### (Min. two games)

1.000—Jessie Vetter, Wisconsin, 2006 (0 goals allowed, 58 saves)

.985—Jessie Vetter, Wisconsin, 2009 (1 goal allowed, 65 saves)

.975—Jessie Vetter, Wisconsin, 2007 (1 goal allowed, 39 saves)

.951—Rachel Barrie, St. Lawrence, 2004 (3 goals allowed, 58 saves)

.950—Jennifer Harss, Minn. Duluth, 2010 (4 goals allowed, 76 saves)

.949—Jody Horak, Minnesota, 2004 (3 goals allowed, 56 saves)

## GOALS-AGAINST AVERAGE

### (Min. 110 minutes)

0.00—Jessie Vetter, Wisconsin, 2006 (0 goals allowed)

0.50—Jessie Vetter, Wisconsin, 2007 (1 goal allowed)

0.50—Jessie Vetter, Wisconsin, 2009 (1 goal allowed)

1.34—Jennifer Harss, Minn. Duluth, 2010 (4 goals allowed)

1.50—Rachel Barrie, St. Lawrence, 2004 (3 goals allowed)

1.51—Jody Horak, Minnesota, 2004 (3 goals allowed)

## Team, Game

## GOALS

7—Minnesota vs. Dartmouth (2), NSF, March 25, 2005

6—Minn. Duluth vs. Harvard (3), NSF, March 23, 2001

6—Harvard vs. Minnesota (1), NSF, March 21, 2003

6—Minnesota vs. Harvard (2), CH, March 28, 2004

5—Minn. Duluth vs. Dartmouth (2), NSF, March 21, 2003

5—Minnesota vs. Dartmouth (1), NSF, March 26, 2004

5—St. Lawrence vs. Dartmouth (1), N3d, March 27, 2005

5—Minnesota vs. New Hampshire (4), NSF, March 24, 2006

5—Wisconsin vs. Minn. Duluth (1), NSF, March 20, 2009

5—Mercyhurst vs. Minnesota (4), NSF, March 20, 2009

5—Wisconsin vs. Mercyhurst (0), CH, March 22, 2009

## GOALS, BOTH TEAMS

9—Minn. Duluth (6) vs. Harvard (3), NSF, March 23, 2001

9—Minnesota (7) vs. Dartmouth (2), NSF, March 25, 2005

9—Minnesota (5) vs. New Hampshire (4), NSF, March 24, 2006

9—Mercyhurst (5) vs. Minnesota (4), NSF, March 20, 2009

8—Minnesota (6) vs. Harvard (2), CH, March 28, 2004

7—Minn. Duluth (4) vs. Harvard (3), CH, March 23, 2003

7—Minn. Duluth (5) vs. Dartmouth (2), NSF, March 21, 2003

7—Harvard (6) vs. Minnesota (1), NSF, March 21, 2003

7—Minnesota (4) vs. Harvard (3), CH, March 27, 2005

7—Minn. Duluth (4) vs. Boston College (3), NSF, March 16, 2007 (2 ot)

## GOALS, PERIOD

5—Minn. Duluth vs. Harvard, NSF, March 23, 2001 (third)

5—Minnesota vs. Dartmouth, NSF, March 25, 2005 (first)

4—Minnesota vs. Dartmouth, NSF, March 26, 2004 (third)

4—Minnesota vs. Harvard, CH, March 28, 2004 (third)

3—St. Lawrence vs. Dartmouth, NSF, March 23, 2001 (first)

3—Harvard vs. Minn. Duluth, CH, March 23, 2003 (second)

3—Minn. Duluth vs. Dartmouth, NSF, March 21, 2003 (second)

3—Dartmouth vs. Minnesota, N3d, March 23, 2003 (first)

3—St. Lawrence vs. Dartmouth, N3d, March 25, 2005 (third)

3—Wisconsin vs. Minn. Duluth, CH, March 18, 2007 (second)

3—Wisconsin vs. Harvard, NSF, March 20, 2008 (second)

3—Wisconsin vs. Minn. Duluth, NSF, March 20, 2009 (second)

3—Mercyhurst vs. Minnesota, NSF, March 20, 2009 (first)

3—Minnesota vs. Mercyhurst, NSF, March 20, 2009 (third)

3—Wisconsin vs. Mercyhurst, CH, March 22, 2009 (second)

## GOALS, PERIOD, BOTH TEAMS

7—Minn. Duluth (5) vs. Harvard (2), NSF, March 23, 2001 (third)

7—Minnesota (5) vs. Dartmouth (2), NSF, March 25, 2005 (first)

5—Minn. Duluth (3) vs. Dartmouth (2), NSF, March 21, 2003 (second)

4—Harvard (3) vs. Minn. Duluth (1), CH, March 23, 2003 (second)

4—Minnesota (4) vs. Dartmouth (0), NSF, March 26, 2004 (third)

4—Minnesota (4) vs. Harvard (0), CH, March 28, 2004 (third)

4—Minnesota (2) vs. Harvard (2), CH, March 27, 2005 (second)

4—Minnesota (2) vs. New Hampshire (2), NSF, March 24, 2006 (first)

4—Wisconsin (3) vs. Minn. Duluth (1), CH, March 18, 2007 (second)

4—Mercyhurst (3) vs. Minnesota (1), NSF, March 20, 2009 (first)

## GOALS, LOSING TEAM

4—New Hampshire vs. Minnesota (5), NSF, March 24, 2006

4—Minnesota vs. Mercyhurst (5), NSF, March 20, 2009

3—Harvard vs. Minn. Duluth (6), NSF, March 23, 2001

3—Harvard vs. Minn. Duluth (4), CH, March 23, 2003

3—Harvard vs. Minnesota (4), CH, March 27, 2005

3—Boston College vs. Minn. Duluth (4), NSF, March 16, 2007 (2 ot)

## FEWEST GOALS

0—St. Lawrence vs. Wisconsin (1), NSF, March 24, 2006

0—Minnesota vs. Wisconsin (3), CH, March 26, 2006

0—St. Lawrence vs. Wisconsin (4), NSF, March 16, 2007

0—Wisconsin vs. Minn. Duluth (4), CH, March 22, 2008

0—Mercyhurst vs. Wisconsin (5), CH, March 22, 2009

1—Dartmouth vs. St. Lawrence (3), NSF, March 23, 2001

1—Minnesota vs. Brown (2), NSF, March 22, 2002

1—Minnesota vs. Harvard (6), NSF, March 21, 2003

1—St. Lawrence vs. Harvard (2), NSF, March 26, 2004

1—Dartmouth vs. St. Lawrence (2), N3d, March 28, 2004

1—St. Lawrence vs. Harvard (4), NSF, March 25, 2005

1—Dartmouth vs. St. Lawrence (5), N3d, March 27, 2005

1—Wisconsin vs. St. Lawrence (0), NSF, March 24, 2006

1—Minn. Duluth vs. Wisconsin (4), CH, March 18, 2007

1—Harvard vs. Wisconsin (4), NSF, March 20, 2008

1—Minn. Duluth vs. Wisconsin (5), NSF, March 20, 2009

## FEWEST GOALS, BOTH TEAMS

1—Wisconsin (1) vs. St. Lawrence (0), NSF, March 24, 2006

3—Brown (2) vs. Minnesota (1), NSF, March 22, 2002

3—Harvard (2) vs. St. Lawrence (1), NSF, March 26, 2004

3—St. Lawrence (2) vs. Dartmouth (1), N3d, March 28, 2004

3—Wisconsin (3) vs. Minnesota (0), CH, March 26, 2006

4—St. Lawrence (3) vs. Dartmouth (1), NSF, March 23, 2001

4—Niagara (2) vs. Minnesota (2), N3d, March 24, 2002

4—Wisconsin (4) vs. St. Lawrence (0), NSF, March 16, 2007

4—Minn. Duluth (4) vs. Wisconsin (0), CH, March 22, 2008

## FASTEST CONSECUTIVE GOALS

:23—Harvard (Julie Chu and Lauren McAuliffe) vs. Minnesota, NSF, March 21, 2003

:23—Harvard (Jennifer Botterill and Lauren McAuliffe) vs. Minn. Duluth, CH, March 23, 2003 (2 ot)

:30—Wisconsin (Jinelle Zaugg and Grace Hutchings) vs. Minnesota, CH, March 26, 2006

:32—Minnesota (Natalie Darwitz and Kelly Stephens) vs. Harvard, CH, March 28, 2004

:33—Wisconsin (Meghan Duggan and Jinelle Zaugg) vs. St. Lawrence, NSF, March 16, 2007

## FASTEST CONSECUTIVE GOALS BY OPPOSING TEAMS

:10—Minn. Duluth (Emmanuelle Blais), then Wisconsin (Jasmine Giles), CH, March 18, 2007

:43—Wisconsin (Hilary Knight), then Minn. Duluth (Jaime Rasmussen), NSF, March 20, 2009

:44—Dartmouth (Kristina Guarino), then Harvard (Kalen Ingram), N3d, March 25, 2001

:51—Niagara (Jennifer Goulet), then Minnesota (La Toya Clarke), N3d, March 24, 2002

:51—Minnesota (Kelly Stephens), then Brown (Kim Insalaco), NSF, March 22, 2002

:59—Minn. Duluth (Caroline Ouellette), then Dartmouth (Alana BreMiller), NSF, March 21, 2003

### WINNING MARGIN

5—Harvard (6) vs. Minnesota (1), NSF, March 21, 2003  
 5—Minnesota (7) vs. Dartmouth (2), NSF, March 25, 2005  
 5—Wisconsin (5) vs. Mercyhurst (0), CH, March 22, 2009  
 4—Minnesota (5) vs. Dartmouth (1), NSF, March 26, 2004  
 4—Minnesota (6) vs. Harvard (2), CH, March 28, 2004  
 4—St. Lawrence (5) vs. Dartmouth (1), N3d, March 27, 2005  
 4—Wisconsin (4) vs. St. Lawrence (0), NSF, March 16, 2007  
 4—Minn. Duluth (4) vs. Wisconsin (0), CH, March 22, 2008  
 4—Wisconsin (5) vs. Minn. Duluth (1), NSF, March 20, 2009

### LARGEST MARGIN OVERCOME TO WIN

1—12 times, most recent: Minn. Duluth vs. Cornell, March 21, 2010 (trailed 1-0, won 3-2 [3 ot]).

### ASSISTS

10—Minnesota vs. Dartmouth, NSF, March 25, 2005 (7 goals)  
 9—Minn. Duluth vs. Harvard, NSF, March 23, 2001 (6 goals)  
 9—Wisconsin vs. Mercyhurst, CH, March 22, 2009 (5 goals)  
 8—Minn. Duluth vs. Dartmouth, NSF, March 21, 2003 (5 goals)  
 8—Minnesota vs. Harvard, CH, March 28, 2004 (6 goals)  
 8—Harvard vs. St. Lawrence, NSF, March 25, 2005 (4 goals)  
 8—Minn. Duluth vs. Boston College, NSF, March 16, 2007 (2 ot) (4 goals)

### ASSISTS, BOTH TEAMS

13—Minn. Duluth (9) vs. Harvard (4), NSF, March 23, 2001 (9 goals)  
 12—Minn. Duluth (8) vs. Boston College (4), NSF, March 16, 2007 (2 ot) (7 goals)  
 11—Minnesota (8) vs. Harvard (3), CH, March 28, 2004 (8 goals)  
 11—Minnesota (6) vs. Harvard (5), CH, March 27, 2005 (7 goals)  
 11—Minnesota (10) vs. Dartmouth (1), NSF, March 25, 2005 (9 goals)  
 11—New Hampshire (6) vs. Minnesota (5), NSF, March 24, 2006 (9 goals)  
 11—Mercyhurst (7) vs. Minnesota (4), NSF, March 20, 2009 (9 goals)

### FEWEST ASSISTS

#### (Excluding Shutouts)

0—Wisconsin vs. St. Lawrence, NSF, March 24, 2006 (1 goal)  
 1—Dartmouth vs. St. Lawrence, NSF, March 23, 2001 (1 goal)  
 1—Minnesota vs. Brown, NSF, March 22, 2002 (1 goal)  
 1—Niagara vs. Minn. Duluth, NSF, March 22, 2002 (2 goals)  
 1—Dartmouth vs. Minn. Duluth, NSF, March 21, 2003 (2 goals)  
 1—Dartmouth vs. St. Lawrence, N3d, March 28, 2004 (1 goal)  
 1—Dartmouth vs. Minnesota, NSF, March 25, 2005 (2 goals)  
 1—Dartmouth vs. St. Lawrence, N3d, March 27, 2005 (1 goal)  
 1—Minn. Duluth vs. Wisconsin, NSF, March 20, 2009 (1 goal)

### FEWEST ASSISTS, BOTH TEAMS

0—Wisconsin vs. St. Lawrence, NSF, March 24, 2006 (1 goal)  
 3—St. Lawrence (2) vs. Dartmouth (1), N3d, March 28, 2004 (3 goals)  
 4—Harvard (2) vs. St. Lawrence (2), NSF, March 26, 2004 (3 goals)  
 5—St. Lawrence (4) vs. Dartmouth (1), NSF, March 23, 2001 (4 goals)  
 5—Minn. Duluth (2) vs. Brown (3), CH, March 24, 2002 (5 goals)  
 5—Brown (4) vs. Minnesota (1), NSF, March 22, 2002 (3 goals)  
 5—Wisconsin (5) vs. Minnesota (0), March 26, 2006 (3 goals)

### POINTS

17—Minnesota vs. Dartmouth, NSF, March 25, 2005

15—Minn. Duluth vs. Harvard, NSF, March 23, 2001  
 14—Minnesota vs. Harvard, CH, March 28, 2004  
 14—Wisconsin vs. Mercyhurst, CH, March 22, 2009  
 13—Harvard vs. Minnesota, NSF, March 21, 2003

13—Minn. Duluth vs. Dartmouth, NSF, March 21, 2003

### POINTS, BOTH TEAMS

22—Minn. Duluth (6 goals, 9 assists) vs. Harvard (3 goals, 4 assists), NSF, March 23, 2001  
 20—Minnesota (7 goals, 10 assists) vs. Dartmouth (2 goals, 1 assist), NSF, March 25, 2005  
 20—Minnesota (5 goals, 5 assists) vs. New Hampshire (4 goals, 6 assists), NSF, March 24, 2006  
 20—Mercyhurst (5 goals, 7 assists) vs. Minnesota (4 goals, 4 assists), NSF, March 20, 2009  
 19—Minnesota (6 goals, 8 assists) vs. Harvard (2 goals, 3 assists), CH, March 28, 2004  
 19—Minn. Duluth (4 goals, 8 assists) vs. Boston College (3 goals, 4 assists), NSF, March 16, 2007 (2 ot)

### FEWEST POINTS

#### (Excluding Shutouts)

1—Wisconsin vs. St. Lawrence, NSF, March 24, 2006 (1 goal, 0 assists)  
 2—Dartmouth vs. St. Lawrence, NSF, March 23, 2001 (1 goal, 1 assist)  
 2—Minnesota vs. Brown, NSF, March 22, 2002 (1 goal, 1 assist)  
 2—Dartmouth vs. St. Lawrence, N3d, March 28, 2004 (1 goal, 1 assist)  
 2—Dartmouth vs. St. Lawrence, N3d, March 27, 2005 (1 goal, 1 assist)  
 2—Minn. Duluth vs. Wisconsin, NSF, March 20, 2009 (1 goal, 1 assist)

### FEWEST POINTS, BOTH TEAMS

1—Wisconsin (1 goal, 0 assists) vs. St. Lawrence (0 goals, 0 assists), NSF, March 24, 2006  
 6—Dartmouth (1 goal, 1 assist) vs. St. Lawrence (2 goals, 2 assists), N3d, March 28, 2004  
 7—Harvard (2 goals, 2 assists) vs. St. Lawrence (1 goal, 2 assists), NSF, March 26, 2004  
 8—Brown (2 goals, 4 assists) vs. Minnesota (1 goal, 1 assist), NSF, March 22, 2002  
 9—St. Lawrence (3 goals, 4 assists) vs. Dartmouth (1 goal, 1 assist), NSF, March 23, 2001

### SHOTS ON GOAL

64—Minn. Duluth vs. Cornell, CH, March 21, 2010 (3 ot) (3 goals)  
 51—Minn. Duluth vs. Dartmouth, NSF, March 21, 2003 (5 goals)  
 51—Minn. Duluth vs. Boston College, NSF, March 16, 2007 (2OT) (4 goals)  
 51—Cornell vs. Minn. Duluth, CH, March 21, 2010 (3 ot) (2 goals)  
 44—Harvard vs. Minn. Duluth, CH, March 23, 2003 (4 goals)  
 43—Minn. Duluth vs. Niagara, NSF, March 22, 2002 (3 goals)  
 43—New Hampshire vs. Minn. Duluth, NSF, March 20, 2008 (2 goals)

### SHOTS ON GOAL, BOTH TEAMS

115—Minn. Duluth (64) vs. Cornell (51), CH, March 21, 2010 (3 ot) (5 goals)  
 85—Harvard (44) vs. Minn. Duluth (41), CH, March 23, 2003 (7 goals)  
 83—Minn. Duluth (51) vs. Boston College (32), NSF, March 16, 2007 (7 goals)  
 81—Dartmouth (30) vs. Minn. Duluth (51), NSF, March 21, 2003 (7 goals)  
 73—Minnesota (40) vs. Harvard (33), CH, March 28, 2004 (8 goals)  
 69—Wisconsin (32) vs. Mercyhurst (37), CH, March 22, 2009 (5 goals)  
 67—Minn. Duluth (36) vs. Harvard (31), NSF, March 23, 2001 (9 goals)  
 67—Minn. Duluth (36) vs. St. Lawrence (31), CH, March 25, 2001 (6 goals)

### SHOTS ON GOAL, PERIOD

19—Harvard vs. St. Lawrence, NSF, March 25, 2005 (third)  
 18—Minn. Duluth vs. Niagara, NSF, March 22, 2002 (second)  
 18—Minn. Duluth vs. Dartmouth, NSF, March 21, 2003 (first)  
 18—Minn. Duluth vs. Dartmouth, NSF, March 21, 2003 (second)  
 18—Mercyhurst vs. Wisconsin, CH, March 22, 2009 (third)

17—St. Lawrence vs. Minn. Duluth, CH, March 25, 2001 (third)

17—Minnesota vs. Brown, NSF, March 22, 2002 (third)

### SHOTS ON GOAL, PERIOD, BOTH TEAMS

31—Minn. Duluth (18) vs. Dartmouth (13), NSF, March 21, 2003 (second)  
 29—Minn. Duluth (18) vs. Niagara (11), NSF, March 22, 2002 (second)  
 29—Minn. Duluth (18) vs. Dartmouth (11), NSF, March 23, 2003 (first)  
 28—Minnesota (16) vs. Dartmouth (12), N3d, March 23, 2003 (third)  
 28—Minnesota (16) vs. Harvard (12), CH, March 28, 2004 (second)

### FEWEST SHOTS ON GOAL

10—Dartmouth vs. Minnesota, NSF, March 25, 2005  
 15—Minn. Duluth vs. New Hampshire, NSF, March 20, 2008  
 17—St. Lawrence vs. Dartmouth, NSF, March 23, 2001  
 17—St. Lawrence vs. Harvard, NSF, March 25, 2005  
 18—Minnesota vs. Harvard, NSF, March 21, 2003  
 18—Minn. Duluth vs. Wisconsin, CH, March 18, 2007  
 19—Wisconsin vs. Minnesota, CH, March 26, 2006

### FEWEST SHOTS ON GOAL, BOTH TEAMS

34—Minnesota (24) vs. Dartmouth (10), NSF, March 25, 2005 (9 goals)  
 42—Wisconsin (24) vs. Minn. Duluth (18), CH, March 18, 2007 (5 goals)  
 46—Dartmouth (23) vs. St. Lawrence (23), N3d, March 28, 2004 (3 goals)  
 46—Wisconsin (24) vs. St. Lawrence (22), NSF, March 16, 2007 (4 goals)  
 48—Minnesota (25) vs. New Hampshire (23), NSF, March 26, 2006 (9 goals)

### FEWEST SHOTS ON GOAL,

#### REGULATION PERIOD

0—Dartmouth vs. Minnesota, NSF, March 25, 2005 (third)  
 0—Minn. Duluth vs. New Hampshire, NSF, March 20, 2008 (second)  
 1—St. Lawrence vs. Dartmouth, NSF, March 23, 2001 (third)  
 2—St. Lawrence vs. Minn. Duluth, CH, March 25, 2001 (second)  
 2—Dartmouth vs. Minnesota, NSF, March 26, 2004 (third)  
 3—Niagara vs. Minn. Duluth, NSF, March 22, 2002 (first)  
 3—Dartmouth vs. Minnesota, NSF, March 25, 2005 (second)  
 3—Minnesota vs. Dartmouth, NSF, March 25, 2005 (second)

### FEWEST SHOTS ON GOAL,

#### REGULATION PERIOD, BOTH TEAMS

6—Dartmouth (3) vs. Minnesota (3), NSF, March 25, 2005 (second)  
 8—Wisconsin (4) vs. Minn. Duluth (4), CH, March 18, 2007 (third)  
 9—Dartmouth (0) vs. Minnesota (9), NSF, March 25, 2005 (second)  
 9—Harvard (5) vs. Minnesota (4), CH, March 27, 2005 (third)  
 10—Harvard (5) vs. Minn. Duluth (5), CH, March 23, 2003 (first)  
 11—Minnesota (5) vs. Harvard (6), NSF, March 21, 2003 (third)  
 11—Wisconsin (6) vs. St. Lawrence (5), NSF, March 24, 2006 (third)  
 11—New Hampshire (6) vs. Minnesota (5), NSF, March 24, 2006 (first)

### PENALTIES

12—Harvard vs. St. Lawrence, NSF, March 25, 2005  
 11—Minn. Duluth vs. Wisconsin, CH, March 22, 2008  
 10—St. Lawrence vs. Harvard, NSF, March 25, 2005  
 9—Minn. Duluth vs. New Hampshire, NSF, March 20, 2008  
 9—Minn. Duluth vs. Wisconsin, NSF, March 20, 2009  
 9—Wisconsin vs. Mercyhurst, CH, March 22, 2009  
 9—Cornell vs. Minn. Duluth, CH, March 21, 2010 (3 ot)  
 8—Harvard vs. Minn. Duluth, CH, March 23, 2003  
 8—Minn. Duluth vs. Harvard, CH, March 23, 2003  
 8—Dartmouth vs. St. Lawrence, N3d, March 28, 2004  
 8—New Hampshire vs. Minn. Duluth, NSF, March 20, 2008  
 8—Mercyhurst vs. Minnesota, NSF, March 20, 2009  
 8—Minnesota vs. Mercyhurst, NSF, March 20, 2009

**PENALTIES, BOTH TEAMS**

- 22—St. Lawrence (10) vs. Harvard (12), NSF, March 25, 2005  
 18—Minn. Duluth (11) vs. Wisconsin (7), CH, March 22, 2008  
 17—Minn. Duluth (9) vs. New Hampshire (8), NSF, March 20, 2008  
 16—Harvard (8) vs. Minn. Duluth (8), CH, March 23, 2003  
 16—Mercyhurst (8) vs. Minnesota (8), NSF, March 20, 2009  
 15—Wisconsin (9) vs. Mercyhurst (6), CH, March 22, 2009  
 15—Cornell (9) vs. Minn. Duluth (6), CH, March 21, 2010 (3 ot)

**FEWEST PENALTIES**

- 1—Minn. Duluth vs. Harvard, NSF, March 23, 2001  
 1—Minnesota vs. Niagara, N3d, March 24, 2002  
 1—St. Lawrence vs. Wisconsin, NSF, March 16, 2007  
 2—Harvard vs. Minn. Duluth, NSF, March 23, 2001  
 2—Dartmouth vs. Minnesota, NSF, March 26, 2004  
 2—Minnesota vs. Dartmouth, NSF, March 26, 2004  
 2—St. Lawrence vs. Wisconsin, NSF, March 24, 2006  
 2—Minn. Duluth vs. Boston College, NSF, March 16, 2007 (2 ot)  
 2—Harvard vs. Wisconsin, NSF, March 20, 2008

**FEWEST PENALTIES, BOTH TEAMS**

- 3—Harvard (2) vs. Minn. Duluth (1), NSF, March 23, 2001  
 4—Niagara (3) vs. Minnesota (1), N3d, March 24, 2002  
 4—Dartmouth (2) vs. Minnesota (2), NSF, March 26, 2004  
 6—Minn. Duluth (3) vs. Niagara (3), NSF, March 22, 2002  
 6—Wisconsin (4) vs. St. Lawrence (2), NSF, March 24, 2006  
 6—Wisconsin (5) vs. St. Lawrence (1), NSF, March 16, 2007  
 6—Wisconsin (4) vs. Harvard (2), NSF, March 20, 2008

**LONGEST GAME**

- 119:26—Minn. Duluth (3) vs. Cornell (2), CH, March 21, 2010 (3 ot)  
 94:19—Minn. Duluth (4) vs. Boston College (3), NSF, March 16, 2007 (2 ot)  
 84:19—Minn. Duluth (4) vs. Harvard (3), CH, March 23, 2003 (2 ot)  
 73:14—Cornell (3) vs. Mercyhurst (2), NSF, March 19, 2010 (ot)

**Team, Year****GOALS**

- 11—Minnesota, 2004

- 11—Minnesota, 2005  
 10—Minn. Duluth, 2001  
 10—Wisconsin, 2009  
 9—Minn. Duluth, 2003  
 9—Harvard, 2003

**FEWEST GOALS****(Min. two games)**

- 2—Dartmouth, 2004  
 3—Dartmouth, 2001  
 3—Minnesota, 2002  
 3—Minnesota, 2003  
 3—St. Lawrence, 2004  
 3—Dartmouth, 2005

**FEWEST GOALS ALLOWED****(Min. two games)**

- 0—Wisconsin, 2006  
 1—Wisconsin, 2007  
 1—Wisconsin, 2009  
 2—Minn. Duluth, 2008  
 3—Minnesota, 2004  
 3—St. Lawrence, 2004  
 4—Brown, 2002  
 4—Minn. Duluth, 2002  
 4—Minnesota, 2002  
 4—Minn. Duluth, 2010

**ASSISTS**

- 16—Minnesota, 2005  
 16—Wisconsin, 2009  
 13—Minnesota, 2004  
 13—Minn. Duluth, 2001  
 13—Harvard, 2005  
 12—Minn. Duluth, 2003  
 12—Wisconsin, 2007

**POINTS**

- 27—Minnesota, 2005  
 26—Wisconsin, 2009  
 24—Minnesota, 2004  
 23—Minn. Duluth, 2001  
 21—Minn. Duluth, 2003  
 20—Harvard, 2003  
 20—Harvard, 2005  
 20—Wisconsin, 2007

**SHOTS ON GOAL**

- 92—Minn. Duluth, 2003  
 88—Minn. Duluth, 2010  
 81—Cornell, 2010  
 76—Harvard, 2003  
 75—Minnesota, 2004

- 74—Minn. Duluth, 2002  
 72—Minn. Duluth, 2001  
 72—Minnesota, 2002

**FEWEST SHOTS ON GOAL****(Min. two games)**

- 36—Dartmouth, 2005  
 39—Minn. Duluth, 2008  
 40—St. Lawrence, 2005  
 44—St. Lawrence, 2004  
 44—Wisconsin, 2006  
 45—Dartmouth, 2004

**PENALTIES**

- 20—Minn. Duluth, 2008  
 15—Minn. Duluth, 2003  
 15—St. Lawrence, 2005  
 15—Harvard, 2005  
 14—Mercyhurst, 2009  
 14—Wisconsin, 2009  
 14—Cornell, 2010  
 13—Harvard, 2003  
 12—Dartmouth, 2003  
 12—St. Lawrence, 2004  
 12—Dartmouth, 2005

**FEWEST PENALTIES****(Min. two games)**

- 4—Minnesota, 2002  
 5—Minn. Duluth, 2001  
 6—Niagara, 2002  
 6—Minnesota, 2003  
 6—Minn. Duluth, 2007  
 7—Harvard, 2001  
 7—Dartmouth, 2001  
 7—St. Lawrence, 2001  
 7—Minn. Duluth, 2002

**Women's Frozen Four Most Outstanding Players**

| Year | Player, Team                           | Pos. | Cl. | Frozen Four Statistics |       |         |      | Saves |
|------|--|------|-----|------------------------|-------|---------|------|-------|
|      |  |      |     | Games                  | Goals | Assists | GAA  |       |
| 2001 | Maria Rooth, Minn. Duluth .....        | F    | So. | 2                      | 4     | 2       | —    | —     |
| 2002 | Kristy Zamora, Brown .....             | F    | Sr. | 2                      | 3     | 0       | —    | —     |
| 2003 | Caroline Ouellette, Minn. Duluth ..... | F    | So. | 2                      | 2     | 2       | —    | —     |
| 2004 | Krissy Wendell, Minnesota .....        | F    | So. | 2                      | 4     | 4       | —    | —     |
| 2005 | Natalie Darwitz, Minnesota .....       | F    | Jr. | 2                      | 3     | 6       | —    | —     |
| 2006 | Jessie Vetter, Wisconsin .....         | G    | So. | 2                      | —     | —       | 0.00 | 58    |
| 2007 | Sara Bauer, Wisconsin .....            | F    | Sr. | 2                      | 1     | 5       | —    | —     |
| 2008 | Kim Martin, Minn. Duluth .....         | G    | So. | 2                      | —     | —       | 1.00 | 52    |
| 2009 | Jessie Vetter, Wisconsin .....         | G    | Sr. | 2                      | —     | —       | 0.50 | 65    |
| 2010 | Emmanuelle Blais, Minn. Duluth .....   | F    | Sr. | 2                      | 3     | 1       | —    | —     |

## All-Tournament Teams

### 2001

G—Tuula Puputti, Minn. Duluth  
D—Isabelle Chartrand, St. Lawrence  
D—Brittany Ralph, Minn. Duluth  
F—Amanda Sargeant, St. Lawrence  
F—Maria Rooth, Minn. Duluth\*  
F—Tammy Shewchuk, Harvard

### 2002

G—Tania Pinelli, Niagara  
D—Larissa Luther, Minn. Duluth  
D—Meredith Ostrander, Brown  
F—Kelly Stephens, Minnesota  
F—Joanne Eustace, Minn. Duluth  
F—Kristy Zamora, Brown\*

### 2003

G—Amy Ferguson, Dartmouth  
D—Angela Ruggiero, Harvard  
F—Jenny Potter, Minn. Duluth  
F—Hanne Sikio, Minn. Duluth  
F—Julie Chu, Harvard  
F—Caroline Ouellette, Minn. Duluth\*

### 2004

G—Jody Horak, Minnesota  
D—Allie Sanchez, Minnesota  
D—Angela Ruggiero, Harvard  
F—Kelly Stephens, Minnesota  
F—Natalie Darwitz, Minnesota  
F—Krissy Wendell, Minnesota\*

### 2005

G—Ali Boe, Harvard  
D—Caitlin Cahow, Harvard  
D—Lyndsay Wall, Minnesota  
F—Sarah Vaillancourt, Harvard  
F—Natalie Darwitz, Minnesota\*  
F—Krissy Wendell, Minnesota

### 2006

G—Jessie Vetter, Wisconsin\*  
D—Bobbi-Jo Slusar, Wisconsin  
D—Ashley Albrecht, Minnesota  
F—Jinelle Zaugg, Wisconsin  
F—Bobbi Ross, Minnesota  
F—Jennifer Hitchcock, New Hampshire

### 2007

G—Jessie Vetter, Wisconsin  
D—Bobbi-Jo Slusar, Wisconsin  
D—Meghan Mikleson, Wisconsin  
F—Jinelle Zaugg, Wisconsin  
F—Jessica Koizumi, Minn. Duluth  
F—Sara Bauer, Wisconsin\*

### 2008

G—Kim Martin, Minn. Duluth\*  
D—Myriam Trepanier, Minn. Duluth  
D—Heidi Peltari, Minn. Duluth  
F—Laura Fridfinnson, Minn. Duluth  
F—Sara O'Toole, Minn. Duluth  
F—Erika Lawler, Wisconsin

### 2009

G—Jessie Vetter, Wisconsin\*  
D—Alycia Matthews, Wisconsin  
D—Malee Windmeier, Wisconsin  
F—Meghan Agosta, Mercyhurst  
F—Hilary Knight, Wisconsin  
F—Erika Lawler, Wisconsin

### 2010

G—Amanda Mazzotta, Cornell  
D—Laura Fortino, Cornell  
D—Lauriane Rougeau, Cornell  
F—Emmanuelle Blais, Minn. Duluth\*  
F—Laura Fridfinnson, Minn. Duluth  
F—Jessica Wong, Minn. Duluth

\*Most Outstanding Player

## Championship Game Records

*The following records are from the NCAA championship game.*

### Individual

#### GOALS

3—Natalie Darwitz, Minnesota vs. Harvard, March 28, 2004  
2—Kristy Zamora, Brown vs. Minn. Duluth, March 24, 2002  
2—Hanne Sikio, Minn. Duluth vs. Harvard, March 23, 2003 (2 ot)  
2—Jinelle Zaugg, Wisconsin vs. Minnesota, March 26, 2006

#### FASTEST GAME-OPENING GOAL

5:17—Caroline Ouellette, Minn. Duluth vs. Harvard, March 23, 2003 (2 ot)  
9:00—Jinelle Zaugg, Wisconsin vs. Minn. Duluth, March 18, 2007  
9:56—Jinelle Zaugg, Wisconsin vs. Minnesota, March 26, 2006  
11:22—Amanda Sargeant, St. Lawrence vs. Minn. Duluth, March 25, 2001  
11:26—Kristy Zamora, Brown vs. Minn. Duluth, March 24, 2002

#### FASTEST CONSECUTIVE GOALS

12:50—Natalie Darwitz, Minnesota vs. Harvard, March 28, 2004  
15:18—Natalie Darwitz, Minnesota vs. Harvard, March 28, 2004  
19:52—Jinelle Zaugg, Wisconsin vs. Minnesota, March 26, 2006  
22:33—Kristy Zamora, Brown vs. Minn. Duluth, March 24, 2002  
22:46—Melanie Jue, Cornell vs. Minn. Duluth, March 21, 2010 (3 ot)

#### FASTEST HAT TRICK

28:08—Natalie Darwitz, Minnesota vs. Harvard, March 28, 2004

#### ASSISTS

3—Krissy Wendell, Minnesota vs. Harvard, March 28, 2004  
3—Natalie Darwitz, Minnesota vs. Harvard, March 27, 2005  
3—Erika Lawler, Wisconsin vs. Mercyhurst, March 22, 2009  
2—10 times, most recent: Angie Keseley, Wisconsin vs. Mercyhurst, March 22, 2009

#### POINTS

4—Krissy Wendell, Minnesota vs. Harvard, March 28, 2004  
4—Natalie Darwitz, Minnesota vs. Harvard, March 28, 2004  
4—Natalie Darwitz, Minnesota vs. Harvard, March 27, 2005  
3—Kelly Stephens, Minnesota vs. Harvard, March 28, 2004  
3—Sara Bauer, Wisconsin vs. Minn. Duluth, March 18, 2007  
3—Erika Lawler, Wisconsin vs. Mercyhurst, March 22, 2009  
3—Angie Keseley, Wisconsin vs. Mercyhurst, March 22, 2009

#### PENALTIES

5—Angela Ruggiero, Harvard vs. Minn. Duluth, March 23, 2003 (2 ot)  
4—Nora Tallus, Minn. Duluth vs. Harvard, March 23, 2003 (2 ot)  
4—Angela Ruggiero, Harvard vs. Minn. Duluth, March 23, 2003 (2 ot)  
3—Lindsay Weaver, Harvard vs. Minnesota, March 28, 2004  
2—12 times, most recent: Lauriane Rougeau and Laura Danforth, Cornell vs. Minn. Duluth, March 21, 2010 (3 ot)

#### SAVES

61—Amanda Mazzotta, Cornell vs. Minn. Duluth, March 21, 2010 (3 ot)

49—Jennifer Harss, Minn. Duluth vs. Cornell, March 21, 2010 (3 ot)  
41—Patricia Sautter, Minn. Duluth vs. Harvard, March 23, 2003 (2 ot)  
37—Jessica Ruddock, Harvard vs. Minn. Duluth, March 23, 2003 (2 ot)  
37—Jessie Vetter, Wisconsin vs. Mercyhurst, March 22, 2009

#### SAVES, PERIOD

18—Jessie Vetter, Wisconsin vs. Mercyhurst, March 22, 2009 (third).  
16—Tuula Puputti, Minn. Duluth vs. St. Lawrence, March 25, 2001 (third)  
16—Patricia Sautter, Minn. Duluth vs. Brown, March 24, 2002 (third).

#### SHUTOUTS

Jessie Vetter, Wisconsin vs. Minnesota, March 26, 2006  
Kim Martin, Minn. Duluth vs. Wisconsin, March 22, 2008  
Jessie Vetter, Wisconsin vs. Mercyhurst, March 22, 2009

### Team

#### GOALS

6—Minnesota vs. Harvard (2), March 28, 2004  
5—Wisconsin vs. Mercyhurst (0), March 22, 2009  
4—Minn. Duluth vs. St. Lawrence (2), March 25, 2001  
4—Minn. Duluth vs. Harvard (3), March 23, 2003 (2 ot)  
4—Minnesota vs. Harvard (3), March 27, 2005  
4—Wisconsin vs. Minn. Duluth (1), March 18, 2007  
4—Minn. Duluth (4) vs. Wisconsin (0), March 22, 2008

#### GOALS, BOTH TEAMS

8—Minnesota (6) vs. Harvard (2), March 28, 2004  
7—Minn. Duluth (4) vs. Harvard (3), March 23, 2003 (2 ot)  
7—Minnesota (4) vs. Harvard (3), March 27, 2005  
6—Minn. Duluth (4) vs. St. Lawrence (2), March 25, 2001

#### GOALS, PERIOD

4—Minnesota vs. Harvard, March 28, 2004 (third)  
3—Harvard vs. Minn. Duluth, March 23, 2003 (2 ot) (second)  
3—Wisconsin vs. Minn. Duluth, March 18, 2007 (second)  
3—Wisconsin vs. Mercyhurst, March 22, 2009 (second)  
2—Eight times, most recent: Wisconsin vs. Mercyhurst, March 22, 2009 (third)

#### GOALS, PERIOD, BOTH TEAMS

4—Harvard (3) vs. Minn. Duluth (1), March 23, 2003 (2 ot) (second)  
4—Minnesota (4) vs. Harvard (0), March 28, 2004 (third)  
4—Harvard (2) vs. Minnesota (2), March 27, 2005 (second)  
4—Wisconsin (3) vs. Minn. Duluth (1), March 18, 2007 (second)  
3—Minnesota (2) vs. Harvard (1), March 28, 2004 (second)  
3—Wisconsin (3) vs. Mercyhurst (0), March 22, 2009 (second)

#### GOALS, LOSING TEAM

3—Harvard vs. Minn. Duluth (4), March 23, 2003  
3—Harvard vs. Minnesota (4), March 27, 2005

#### FEWEST GOALS

0—Minnesota vs. Wisconsin (3), March 26, 2006  
0—Wisconsin vs. Minn. Duluth (4), March 22, 2008  
0—Mercyhurst vs. Wisconsin (5), March 22, 2009  
1—Minn. Duluth vs. Wisconsin (4), March 18, 2007  
2—St. Lawrence vs. Minn. Duluth (4), March 25, 2001  
2—Brown vs. Minn. Duluth (3), March 24, 2002  
2—Harvard vs. Minnesota (6), March 28, 2004  
2—Cornell vs. Minn. Duluth (3), March 21, 2010 (3 ot)

#### FEWEST GOALS, BOTH TEAMS

3—Wisconsin (3) vs. Minnesota (0), March 26, 2006  
4—Minn. Duluth (4) vs. Wisconsin (0), March 22, 2008  
5—Minn. Duluth (3) vs. Brown (2), March 24, 2002  
5—Wisconsin (4) vs. Minn. Duluth (1), March 18, 2007  
5—Wisconsin (5) vs. Mercyhurst (0), March 22, 2009

5—Minn. Duluth (3) vs. Cornell (2), March 21, 2010 (3 ot)  
6—Minn. Duluth (4) vs. St. Lawrence (2), March 25, 2001

#### FASTEST CONSECUTIVE GOALS

:23—Harvard (Jennifer Botterill and Lauren McAuliffe) vs. Minn. Duluth, March 23, 2003 (2 ot)  
:30—Wisconsin (Jinelle Zaugg and Grace Hutchins) vs. Minnesota, March 26, 2006

- :32—Minnesota (Natalie Darwitz and Kelly Stephens) vs. Harvard, March 28, 2004  
 1:50—Wisconsin (Meghan Duggan and Angie Keseley) vs. Mercyhurst, March 22, 2009  
 2:12—Wisconsin (Malee Windmeier and Hilary Knight) vs. Mercyhurst, March 22, 2009

### FASTEST CONSECUTIVE GOALS, OPPOSING TEAMS

- :10—Wisconsin (Emmanuelle Blais), then Minn. Duluth (Jasmine Giles), March 18, 2007  
 1:45—Brown (Kristy Zamora), then Minn. Duluth (Kristina Petrovskaia), March 24, 2002  
 1:48—Minn. Duluth (Jaime Rasmussen), then Cornell (Melanie Jue), March 21, 2010 (3 ot)  
 2:35—Minnesota (Lyndsay Wall), then Harvard (Sarah Vaillancourt), March 27, 2005  
 2:48—Harvard (Nicole Corriero), then Minn. Duluth (Hanne Sikio), March 23, 2003 (2 ot)

### WINNING MARGIN

- 5—Wisconsin (5) vs. Mercyhurst (0), March 22, 2009  
 4—Minnesota (6) vs. Harvard (2), March 28, 2004  
 4—Minn. Duluth (4) vs. Wisconsin (0), March 22, 2008  
 3—Wisconsin (3) vs. Minnesota (0), March 26, 2006  
 3—Wisconsin (4) vs. Minn. Duluth (1), March 18, 2007  
 2—Minn. Duluth (4) vs. St. Lawrence (2), March 25, 2001

### LARGEST MARGIN OVERCOME TO WIN

- 1—Five times, most recently: Minn. Duluth vs. Cornell, March 21, 2010, (trailed 1-0, then won 3-2 in [3 ot])

### ASSISTS

- 9—Wisconsin vs. Mercyhurst, March 22, 2009 (5 goals)  
 8—Minnesota vs. Harvard, March 28, 2004 (6 goals)  
 6—Minnesota vs. Harvard, March 27, 2005 (4 goals)  
 6—Minn. Duluth vs. Wisconsin, March 22, 2008 (4 goals)  
 6—Minn. Duluth vs. Cornell, March 21, 2010 (3 ot) (3 goals)  
 5—Harvard vs. Minnesota, March 27, 2005 (3 goals)  
 5—Wisconsin vs. Minnesota, March 26, 2006 (3 goals)  
 5—Wisconsin vs. Minn. Duluth, March 18, 2007 (4 goals)

### ASSISTS, BOTH TEAMS

- 11—Minnesota (8) vs. Harvard (3), March 28, 2004 (8 goals)  
 11—Minnesota (6) vs. Harvard (5), March 27, 2005 (7 goals)  
 10—Minn. Duluth (6) vs. Cornell (4), March 21, 2010 (3 ot) (5 goals)  
 9—Wisconsin (9) vs. Mercyhurst (0), March 22, 2009 (5 goals)  
 8—Harvard (4) vs. Minn. Duluth (4), March 23, 2003 (2 ot) (7 goals)

### FEWEST ASSISTS

#### (Excluding Shutouts)

- 2—Minn. Duluth vs. Brown, March 24, 2002 (3 goals)  
 2—Minn. Duluth vs. Wisconsin, March 18, 2007 (1 goal)  
 3—Brown vs. Minn. Duluth, March 24, 2002 (2 goals)  
 3—Harvard vs. Minnesota, March 28, 2004 (2 goals)  
 3—St. Lawrence vs. Minn. Duluth, March 25, 2001 (2 goals)

### FEWEST ASSISTS, BOTH TEAMS

- 5—Brown (3) vs. Minn. Duluth (2), March 24, 2002 (5 goals)  
 6—Minn. Duluth (6) vs. Wisconsin (0), March 22, 2008  
 5—Wisconsin (5) vs. Minnesota (0), March 26, 2006 (3 goals)  
 7—Minn. Duluth (4) vs. St. Lawrence (3), March 25, 2001 (6 goals)  
 7—Wisconsin (5) vs. Minn. Duluth (2), March 18, 2007 (5 goals)

### POINTS

- 14—Minnesota vs. Harvard, March 28, 2004  
 14—Wisconsin vs. Mercyhurst, March 22, 2009

### POINTS, BOTH TEAMS

- 19—Minnesota (6 goals, 8 assists) vs. Harvard (2 goals, 3 assists), March 28, 2004

### SHOTS ON GOAL

- 64—Minn. Duluth vs. Cornell, March 21, 2010 (3 ot) (3 goals)  
 51—Cornell vs. Minn. Duluth, March 21, 2010 (3 ot) (2 goals)  
 44—Harvard vs. Minn. Duluth, March 23, 2003 (2 ot) (3 goals)  
 41—Minn. Duluth vs. Harvard, March 23, 2003 (2 ot) (4 goals)

- 40—Minnesota vs. Harvard, March 28, 2004 (6 goals)

### SHOTS ON GOAL, BOTH TEAMS

- 115—Minn. Duluth (64) vs. Cornell (51), March 21, 2010 (3 ot) (5 goals)  
 85—Harvard (44) vs. Minn. Duluth (41), March 23, 2003 (2 ot) (7 goals)  
 73—Minnesota (40) vs. Harvard (33), March 28, 2004 (8 goals)  
 69—Wisconsin (32) vs. Mercyhurst (37), March 22, 2009 (5 goals)  
 67—Minn. Duluth (36) vs. St. Lawrence (31), March 25, 2001 (6 goals)

### SHOTS ON GOAL, PERIOD

- 18—Mercyhurst vs. Wisconsin, March 22, 2009 (third)  
 17—St. Lawrence vs. Minn. Duluth, March 25, 2001 (third)  
 16—Brown vs. Minn. Duluth, March 24, 2002 (third)  
 16—Minnesota vs. Harvard, March 28, 2004 (second)  
 15—Minn. Duluth vs. St. Lawrence, March 25, 2001 (first)

### SHOTS ON GOAL, PERIOD, BOTH TEAMS

- 28—Minnesota (16) vs. Harvard (12), March 28, 2004 (second)  
 27—Minn. Duluth (15) vs. St. Lawrence (12), March 25, 2001 (first)  
 27—Wisconsin (9) vs. Mercyhurst (18), March 22, 2009 (third)  
 26—Minnesota (14) vs. Harvard (12), March 27, 2005 (second)  
 26—Wisconsin (16) vs. Mercyhurst (10), March 22, 2009 (second)

### FEWEST SHOTS ON GOAL

- 18—Minn. Duluth vs. Wisconsin, March 18, 2007  
 19—Wisconsin vs. Minnesota, March 26, 2006  
 24—Minnesota vs. Harvard, March 27, 2005  
 24—Minn. Duluth vs. Wisconsin, March 22, 2008  
 26—Harvard vs. Minnesota, March 27, 2005  
 28—Wisconsin vs. Minn. Duluth, March 22, 2008

### FEWEST SHOTS ON GOAL, BOTH TEAMS

- 42—Wisconsin (24) vs. Minn. Duluth (18), March 18, 2007  
 50—Harvard (26) vs. Minnesota (24), March 27, 2005  
 50—Minnesota (31) vs. Wisconsin (19), March 26, 2006  
 52—Wisconsin (28) vs. Minn. Duluth (24), March 22, 2008  
 66—Brown (35) vs. Minn. Duluth (31), March 24, 2002

### FEWEST SHOTS ON GOAL, REGULATION PERIOD

- 2—St. Lawrence vs. Minn. Duluth, March 25, 2001 (second)  
 4—Minnesota vs. Harvard, March 27, 2005 (third)  
 4—Wisconsin vs. Minnesota, March 26, 2006 (third)  
 4—Minn. Duluth vs. Wisconsin, March 18, 2007 (third)  
 4—Wisconsin vs. Minn. Duluth, March 18, 2007 (third)

### FEWEST SHOTS ON GOAL

#### REGULATION PERIOD, BOTH TEAMS

- 8—Wisconsin (4) vs. Minn. Duluth (4), March 18, 2007 (third)  
 9—Harvard (5) vs. Minnesota (4), March 27, 2005 (third)  
 10—Harvard (5) vs. Minn. Duluth (5), March 23, 2003 (2 ot) (first)  
 12—Minnesota (7) vs. Wisconsin (5), March 26, 2006 (second)

### PENALTIES

- 11—Minn. Duluth vs. Wisconsin, March 22, 2008  
 9—Wisconsin vs. Mercyhurst, March 22, 2009  
 9—Cornell vs. Minn. Duluth, March 21, 2010 (3 ot)  
 8—Harvard vs. Minn. Duluth, March 23, 2003 (2 ot)  
 8—Minn. Duluth vs. Harvard, March 23, 2003 (2 ot)  
 7—Wisconsin vs. Minn. Duluth, March 22, 2008

### PENALTIES, BOTH TEAMS

- 18—Minn. Duluth (11) vs. Wisconsin (7), March 22, 2008  
 16—Harvard (8) vs. Minn. Duluth (8), March 23, 2003 (2 ot)  
 15—Wisconsin (9) vs. Mercyhurst (6), March 22, 2009  
 15—Cornell (9) vs. Minn. Duluth (6), March 21, 2010 (3 ot)  
 11—Wisconsin (6) vs. Minnesota (5), March 26, 2006  
 10—Minnesota (6) vs. Harvard (4), March 28, 2004

### FEWEST PENALTIES

- 3—St. Lawrence vs. Minn. Duluth, March 25, 2001  
 3—Harvard vs. Minnesota, March 27, 2005  
 4—Minn. Duluth vs. St. Lawrence, March 25, 2001  
 4—Minnesota vs. Brown, March 24, 2002  
 4—Brown vs. Minnesota, March 24, 2002  
 4—Harvard vs. Minnesota, March 28, 2004  
 4—Minn. Duluth vs. Wisconsin, March 18, 2007

### FEWEST PENALTIES, BOTH TEAMS

- 7—Minn. Duluth (4) vs. St. Lawrence (3), March 25, 2001  
 8—Brown (4) vs. Minnesota (4), March 24, 2002  
 8—Minnesota (5) vs. Harvard (3), March 27, 2005

### LONGEST GAME

- 119:26—Minn. Duluth (3) vs. Cornell (2), March 21, 2010 (3 ot)

## Regional Records

In 2005, the tournament was expanded to eight teams, and a regional format was added. The following records include game marks set during the regionals (2005-10).

## Individual, Game

### GOALS

- 4—Nicole Corriero, Harvard vs. Mercyhurst, March 19, 2005 (3 ot)  
 3—Angie Keseley, Wisconsin vs. Dartmouth, March 14, 2009  
 2—14 times, most recent: Emily West, Minnesota vs. Clarkson, March 13, 2010 (ot); Bailey Bram, Mercyhurst vs. Boston U., March 13, 2010.

### FASTEST GAME-OPENING GOAL

- :22—Meghan Agosta, Mercyhurst vs. Minn. Duluth, March 15, 2008  
 :46—Gigi Marvin, Minnesota vs. Boston College, March 14, 2009  
 1:11—Meghan Fardelmann, Boston College vs. Dartmouth, March 10, 2007  
 2:34—Catherine White, Cornell vs. Harvard, March 12, 2010  
 2:42—Jocelyne Larocque, Minn. Duluth vs. New Hampshire, March 13, 2010  
 3:39—Angie Keseley, Wisconsin vs. Dartmouth, March 14, 2009

### FASTEST GOAL, START OF PERIOD

- :10—Whitney Graft, Minnesota vs. Princeton, March 17, 2006 (third)  
 :14—Hilary Knight, Wisconsin vs. Minnesota, March 15, 2008 (third)  
 :23—Nicole Corriero, Harvard vs. Mercyhurst, March 19, 2005 (3 ot) (second)  
 :38—Nicole Corriero, Harvard vs. Mercyhurst, March 19, 2005 (3 ot) (third)  
 2:00—Bobbi Ross, Minnesota vs. Providence, March 18, 2005 (third)

### FASTEST CONSECUTIVE GOALS

- 2:29—Gigi Marvin, Minnesota vs. Boston College, March 14, 2009  
 2:37—Hilary Knight, Wisconsin vs. Dartmouth, March 14, 2009  
 4:44—Nicole Corriero, Harvard vs. Mercyhurst, March 19, 2005 (3 ot)  
 6:32—Emmanuelle Blais, Minn. Duluth vs. Mercyhurst, March 15, 2008  
 7:23—Nicole Corriero, Harvard vs. Mercyhurst, March 19, 2005 (3 ot)

### FASTEST HAT TRICK

- 12:07—Nicole Corriero, Harvard vs. Mercyhurst, March 19, 2005 (3 ot)

### ASSISTS

- 4—Haley Irwin, Minn. Duluth vs. Mercyhurst, March 15, 2008  
 4—Hilary Knight, Wisconsin vs. Dartmouth, March 14, 2009  
 3—Krissy Wendell, Minnesota vs. Providence, March 18, 2005  
 3—Natalie Darwitz, Minnesota vs. Providence, March 18, 2005  
 3—Julie Chu, Harvard vs. Mercyhurst, March 19, 2005 (3 ot)  
 3—Sarah Vaillancourt, Harvard vs. Mercyhurst, March 19, 2005 (3 ot)  
 3—Cheryl Muranko, Dartmouth vs. Wisconsin, March 19, 2005

- 3—Chelsea Grills, St. Lawrence vs. New Hampshire, March 10, 2007  
 3—Kelli Stack, Boston College vs. Dartmouth, March 10, 2007  
 3—Jesse Scanzano, Mercyhurst vs. Boston U., March 13, 2010

**POINTS**

- 6—Hilary Knight, Wisconsin vs. Dartmouth, March 14, 2009  
 5—Nicole Corriero, Harvard vs. Mercyhurst, March 19, 2005 (3 ot)  
 5—Angie Keseley, Wisconsin vs. Dartmouth, March 14, 2009  
 4—Kelly Stephens, Minnesota vs. Providence, March 18, 2005  
 4—Julie Chu, Harvard vs. Mercyhurst, March 19, 2005 (3 ot)  
 4—Chelsea Grills, St. Lawrence vs. New Hampshire, March 10, 2007  
 4—Haley Irwin, Minn. Duluth vs. Mercyhurst, March 15, 2008  
 4—Sarah Vaillancourt, Harvard vs. Dartmouth, March 15, 2008  
 3—15 times, most recent: Chelsea Karpenko, Cornell vs. Harvard, March 12, 2010; Emily West, Minnesota vs. Clarkson, March 13, 2010 (ot); Jesse Scanzano, Mercyhurst vs. Boston U., March 13, 2010; Vicki Bendus, Mercyhurst vs. Boston U., March 13, 2010.

**PENALTIES**

- 6—Dina McCumber, Princeton vs. Minnesota, March 17, 2006  
 4—Marykate Oakley, Princeton vs. Minnesota, March 17, 2006  
 4—Sam Faber, New Hampshire vs. Minn. Duluth, March 14, 2009  
 3—Teresa Marchese, Mercyhurst vs. Harvard, March 19, 2005 (3 ot)  
 3—Krista Johnson, Minnesota vs. Princeton, March 17, 2006  
 3—Allie Sanchez, Minnesota vs. Princeton, March 17, 2006  
 3—Juliane Jubinville, Minn. Duluth vs. St. Lawrence, March 18, 2006  
 3—Abbie Bullard, St. Lawrence vs. Minn. Duluth, March 18, 2006

**SAVES**

- 78—Desirae Clark, Mercyhurst vs. Harvard, March 19, 2005 (3 ot)  
 67—Brittany Martin, Harvard vs. Wisconsin, March 10, 2007 (4 ot)  
 56—Ali Boe, Harvard vs. Mercyhurst, March 19, 2005 (3 ot)  
 45—Molly Schaus, Boston College vs. Dartmouth, March 10, 2007 (2 ot)  
 44—Riitta Schaublin, Minn. Duluth vs. Mercyhurst, March 10, 2007 (ot)

**SHUTOUTS**

- Brittany Chartier, Minnesota vs. Princeton, March 17, 2006  
 Jessica Moffat, St. Lawrence vs. Minn. Duluth, March 18, 2006  
 Jessie Vetter, Wisconsin vs. Harvard, March 10, 2007 (4 ot)  
 Jessie Vetter, Wisconsin vs. Dartmouth, March 14, 2009

**Team, Game****GOALS**

- 7—Wisconsin vs. Dartmouth (0), March 14, 2009  
 6—Minnesota vs. Princeton (1), March 18, 2005  
 6—St. Lawrence vs. New Hampshire (2), March 10, 2007  
 6—Cornell vs. Harvard (2), March 12, 2010  
 5—Harvard vs. Mercyhurst (4), March 19, 2005 (3 ot)  
 5—Minn. Duluth vs. Mercyhurst (4), March 15, 2008  
 5—Harvard vs. Dartmouth (1), March 15, 2008

**GOALS, BOTH TEAMS**

- 9—Harvard (5) vs. Mercyhurst (4), March 19, 2005 (3 ot)  
 9—Minn. Duluth (5) vs. Mercyhurst (4), March 15, 2008  
 8—St. Lawrence (6) vs. New Hampshire (2), March 10, 2007  
 8—Cornell (6) vs. Harvard (2), March 12, 2010  
 7—Minnesota (6) vs. Providence (1), March 18, 2005  
 7—Dartmouth (4) vs. Wisconsin (3), March 19, 2005  
 7—Wisconsin (7) vs. Dartmouth (0), March 14, 2009  
 7—Minnesota (4) vs. Boston College (3), March 14, 2009

- 6—Harvard (5) vs. Dartmouth (1), March 15, 2008

**GOALS, PERIOD**

- 4—Minnesota vs. Boston College, March 14, 2009 (first)  
 4—Minn. Duluth vs. New Hampshire, March 14, 2009 (third)  
 4—Cornell vs. Harvard, March 12, 2010 (second)  
 3—Wisconsin vs. Dartmouth, March 19, 2005 (first)  
 3—Mercyhurst vs. Harvard, March 19, 2005 (3 ot) (first)  
 3—Minnesota vs. Princeton, March 17, 2006 (third)  
 3—St. Lawrence vs. New Hampshire, March 10, 2007 (first)  
 3—Minn. Duluth vs. Mercyhurst, March 15, 2008 (third)  
 3—Wisconsin vs. Dartmouth, March 14, 2009 (second)

**GOALS, PERIOD, BOTH TEAMS**

- 5—Wisconsin (3) vs. Dartmouth (2), March 19, 2005 (first)  
 5—Minn. Duluth (3) vs. Mercyhurst (2), March 15, 2008 (third)  
 5—Minnesota (4) vs. Boston College (1), March 14, 2009 (first)  
 5—Minn. Duluth (4) vs. New Hampshire (1), March 14, 2009 (third)  
 5—Cornell (4) vs. Harvard (1), March 12, 2010 (second)  
 4—Mercyhurst (3) vs. Harvard (1), March 19, 2005 (3 ot) (first)  
 4—St. Lawrence (3) vs. New Hampshire (1), March 10, 2007 (first)

**GOALS, LOSING TEAM**

- 4—Mercyhurst vs. Harvard (5), March 19, 2005 (3 ot)  
 4—Mercyhurst vs. Minn. Duluth (5), March 15, 2008  
 3—Wisconsin vs. Dartmouth (4), March 19, 2005  
 3—Boston College vs. Minnesota (4), March 14, 2009  
 2—Minn. Duluth vs. St. Lawrence (3), March 18, 2005 (ot)  
 2—Mercyhurst vs. Minn. Duluth (3), March 9, 2007 (ot)  
 2—New Hampshire vs. St. Lawrence (6), March 10, 2007  
 2—St. Lawrence vs. New Hampshire (3), March 15, 2008 (ot)  
 2—Minnesota vs. Wisconsin (3), March 15, 2008 (ot)  
 2—Harvard vs. Cornell, March 12, 2010  
 2—Clarkson vs. Minnesota, March 13, 2010 (ot)

**FEWEST GOALS**

- 0—Princeton vs. Minnesota (4), March 17, 2006  
 0—Minn. Duluth vs. St. Lawrence (1), March 18, 2006  
 0—Harvard vs. Wisconsin (1), March 10, 2007 (4 ot)  
 0—Dartmouth vs. Wisconsin (7), March 14, 2009  
 1—Providence vs. Minnesota (6), March 18, 2005  
 1—Harvard vs. New Hampshire (3), March 17, 2006  
 1—Mercyhurst vs. Wisconsin (2), March 18, 2006 (2 ot)  
 1—St. Lawrence vs. Minn. Duluth (0), March 18, 2006  
 1—Dartmouth vs. Harvard (5), March 15, 2008  
 1—New Hampshire vs. Minn. Duluth (2), March 13, 2010  
 1—Boston U. vs. Mercyhurst (4), March 13, 2010

**FEWEST GOALS, BOTH TEAMS**

- 1—St. Lawrence (1) vs. Minn. Duluth (0), March 18, 2006  
 1—Wisconsin (1) vs. Harvard (0), March 10, 2007 (4 ot)  
 3—Wisconsin (2) vs. Mercyhurst (1), March 17, 2006 (2 ot)  
 3—Minn. Duluth (2) vs. New Hampshire (1), March 13, 2010  
 4—New Hampshire (3) vs. Harvard (1), March 17, 2006  
 4—Minnesota (4) vs. Princeton (0), March 17, 2006  
 4—Mercyhurst (3) vs. St. Lawrence (1), March 14, 2009

**FASTEST CONSECUTIVE GOALS**

- 0:42—Minnesota (Rachael Drazan and Brittany Francis) vs. Boston College, March 14, 2009  
 1:24—Cornell (Laura Fortino and Melanie Jue) vs. Harvard, March 12, 2010  
 1:35—Minnesota (Becky Wacker and Kelly Stephens) vs. Providence, March 18, 2005  
 1:39—Cornell (Melanie Jue and Chelsea Karpenko) vs. Harvard, March 12, 2010  
 2:01—Minnesota (Erica McKenzie and Kelly Stephens) vs. Providence, March 18, 2005

**FASTEST CONSECUTIVE GOALS BY OPPOSING TEAMS**

- :26—Mercyhurst (Meghan Agosta), then Minn. Duluth (Laura Fridfinnson), March 15, 2008  
 :28—St. Lawrence (Marianna Locke), then New Hampshire (Sam Faber), March 10, 2007  
 1:20—Minnesota (Gigi Marvin), then Boston College (Mary Restuccia), March 14, 2009  
 1:44—Harvard (Randi Griffin), then Cornell (Kendice Ogilvie), March 12, 2010  
 1:51—Minn. Duluth (Elin Holmlov), then New Hampshire (Courtney Birchard), March 14, 2009

- 2:03—Dartmouth (Katie Weatherston), then Wisconsin (Sara Bauer), March 19, 2005

**WINNING MARGIN**

- 7—Wisconsin (7) vs. Dartmouth (0), March 14, 2009  
 5—Minnesota (6) vs. Providence (1), March 18, 2005  
 4—Minnesota (4) vs. Princeton (0), March 18, 2006  
 4—St. Lawrence (6) vs. New Hampshire (2), March 10, 2007  
 4—Harvard (5) vs. Dartmouth (1), March 15, 2008  
 4—Cornell (6) vs. Harvard (2), March 12, 2010

**LARGEST MARGIN OVERCOME TO WIN**

- 2—Harvard vs. Mercyhurst, March 19, 2005 [trailed 3-1, won 5-4 (3 ot)]  
 1—14 times, most recent: Mercyhurst vs. St. Lawrence, March 14, 2009 (trailed 1-0, won 3-1)

**ASSISTS**

- 11—Wisconsin vs. Dartmouth, March 14, 2009 (7 goals)  
 10—Minnesota vs. Providence, March 18, 2005 (6 goals)  
 9—Harvard vs. Mercyhurst, March 19, 2005 (3 ot) (5 goals)  
 9—Harvard vs. Dartmouth, March 15, 2008 (5 goals)  
 9—Cornell vs. Harvard, March 12, 2010 (6 goals)  
 8—St. Lawrence vs. New Hampshire, March 10, 2007 (6 goals)  
 8—Minn. Duluth vs. Mercyhurst, March 15, 2008 (5 goals)  
 7—Dartmouth vs. Wisconsin, March 19, 2005 (4 goals)  
 7—Minn. Duluth vs. New Hampshire, March 14, 2009 (4 goals)

**ASSISTS, BOTH TEAMS**

- 14—Minn. Duluth (8) vs. Mercyhurst (6), March 15, 2008 (9 goals)  
 12—Minnesota (10) vs. Providence (2), March 18, 2005 (7 goals)  
 12—Dartmouth (7) vs. Wisconsin (5), March 19, 2005 (7 goals)  
 12—St. Lawrence (8) vs. New Hampshire (4), March 10, 2007 (8 goals)  
 12—Cornell (9) vs. Harvard (3), March 12, 2010 (8 goals)  
 11—Harvard (9) vs. Mercyhurst (2), March 19, 2005 (3 ot) (9 goals)  
 11—Wisconsin (11) vs. Dartmouth (0), March 14, 2009 (7 goals)

**FEWEST ASSISTS****(Excluding Shutouts)**

- 0—St. Lawrence vs. Minn. Duluth, March 18, 2006 (1 goal)  
 0—Dartmouth vs. Harvard, March 15, 2008 (1 goal)  
 1—Harvard vs. New Hampshire, March 17, 2006 (1 goal)  
 1—Mercyhurst vs. Wisconsin, March 18, 2006 (2 ot) (1 goal)  
 1—Boston U. vs. Mercyhurst, March 13, 2010 (1 goal)  
 1—New Hampshire vs. Minn. Duluth, March 13, 2010 (1 goal)  
 2—Eight times, most recent: St. Lawrence vs. Mercyhurst (1 goal) and New Hampshire vs. Minn. Duluth (1 goal), March 14, 2009

**FEWEST ASSISTS, BOTH TEAMS**

- 0—St. Lawrence (0) vs. Minn. Duluth (0), March 18, 2006 (1 goal)  
 2—Wisconsin (2) vs. Harvard (0), March 10, 2007 (4 ot), (1 goal)  
 4—Wisconsin (3) vs. Mercyhurst (1), March 18, 2006 (2 ot) (3 goals)  
 4—Minn. Duluth (3) vs. New Hampshire (1), March 13, 2010 (3 goals)  
 5—Minn. Duluth (3) vs. St. Lawrence (2), March 18, 2005 (ot) (5 goals)  
 6—Minnesota (6) vs. Princeton (0), March 17, 2006 (4 goals)  
 6—Boston College (4) vs. Dartmouth (2), March 10, 2007 (2 ot), (2 goals)  
 6—Mercyhurst (4) vs. St. Lawrence (2), March 14, 2009 (4 goals)

**POINTS**

- 18—Wisconsin vs. Dartmouth (0), March 14, 2009 (7 goals, 11 assists)  
 16—Minnesota vs. Providence, March 18, 2005 (6 goals, 10 assists)  
 15—Cornell vs. Harvard, March 12, 2010 (6 goals, 9 assists)



- 14—Harvard vs. Mercyhurst, March 19, 2005 (3 ot) (5 goals, 9 assists)  
 14—St. Lawrence vs. New Hampshire, March 10, 2007 (6 goals, 8 assists)  
 14—Harvard vs. Dartmouth, March 15, 2008 (5 goals, 9 assists)

**POINTS, BOTH TEAMS**

- 23—Minn. Duluth (5 goals, 8 assists) vs. Mercyhurst (4 goals, 6 assists), March 15, 2008  
 20—Harvard (5 goals, 9 assists) vs. Mercyhurst (4 goals, 2 assists) (3 ot), March 19, 2005  
 20—St. Lawrence (6 goals, 8 assists) vs. New Hampshire (2 goals, 4 assists), March 10, 2007  
 20—Cornell (6 goals, 9 assists) vs. Harvard (2 goals, 3 assists), March 12, 2010  
 19—Minnesota (6 goals, 10 assists) vs. Providence (1 goal, 2 assists), March 18, 2005  
 19—Dartmouth (4 goals, 7 assists) vs. Wisconsin (3 goals, 5 assists), March 19, 2005

**FEWEST POINTS****(Excluding Shutouts)**

- 1—St. Lawrence vs. Minn. Duluth, March 18, 2006 (1 goal, 0 assists)  
 1—Dartmouth vs. Harvard, March 15, 2008 (1 goal)  
 2—Harvard vs. New Hampshire, March 17, 2006 (1 goal, 1 assist)  
 2—Mercyhurst vs. Wisconsin, March 17, 2006 (2 ot) (1 goal, 1 assist)  
 3—Providence vs. Minnesota, March 18, 2005 (1 goal, 2 assists)  
 3—Wisconsin vs. Harvard, March 10, 2007 (4 ot) (1 goal, 2 assists)  
 3—St. Lawrence vs. Mercyhurst, March 14, 2009 (1 goal, 2 assists)  
 3—New Hampshire vs. Minn. Duluth, March 14, 2009 (1 goal, 2 assists)

**FEWEST POINTS, BOTH TEAMS**

- 1—St. Lawrence (1 goal, 0 assists) vs. Minn. Duluth (0 goals, 0 assists), March 18, 2006  
 3—Wisconsin (1 goal, 2 assists) vs. Harvard (0 goals, 0 assists) (4 ot), March 10, 2007  
 7—Wisconsin (2 goals, 3 assists) vs. Mercyhurst (1 goal, 1 assists) (2 ot), March 18, 2006  
 10—St. Lawrence (3 goals, 2 assists) vs. Minn. Duluth (2 goals, 3 assists) (ot), March 18, 2005  
 10—Minnesota (4 goals, 6 assists) vs. Princeton (0 goals, 0 assists), March 17, 2006  
 10—St. Lawrence (1 goal, 2 assists) vs. Mercyhurst (3 goals, 4 assists), March 14, 2009

**SHOTS ON GOAL**

- 83—Harvard vs. Mercyhurst, March 19, 2005 (3 ot) (5 goals)  
 68—Wisconsin vs. Harvard, March 10, 2007 (4 ot), (1 goal)  
 60—Mercyhurst vs. Harvard, March 19, 2005 (3 ot) (4 goals)  
 47—Dartmouth vs. Boston College, March 10, 2007 (2 ot) (2 goals)  
 46—Mercyhurst vs. Minn. Duluth, March 9, 2007 (ot) (2 goals)

**SHOTS ON GOAL, BOTH TEAMS**

- 143—Harvard (83) vs. Mercyhurst (60), March 19, 2005 (3 ot) (9 goals)  
 104—Wisconsin (68) vs. Harvard (36), March 10, 2007 (4 ot) (1 goal)  
 79—Minn. Duluth (44) vs. St. Lawrence (35), March 18, 2005 (ot) (5 goals)

- 78—Dartmouth (47) vs. Boston College (31), March 10, 2007 (2 ot) (5 goals)  
 78—Mercyhurst (46) vs. Minn. Duluth (32), March 9, 2007 (ot) (5 goals)

**SHOTS ON GOAL, REGULATION PERIOD**

- 22—St. Lawrence vs. Minn. Duluth, March 18, 2006 (ot) (first)  
 21—Harvard vs. Mercyhurst, March 19, 2005 (3 ot) (second)  
 20—Mercyhurst vs. St. Lawrence, March 14, 2009 (second)  
 17—Mercyhurst vs. Harvard, March 19, 2005 (3 ot) (first)  
 17—Minnesota vs. Princeton, March 17, 2006 (third)  
 17—Harvard vs. Dartmouth, March 15, 2008 (first)

**SHOTS ON GOAL, REGULATION PERIOD, BOTH TEAMS**

- 32—Mercyhurst (17) vs. Harvard (15), March 19, 2005 (3 ot) (first)  
 31—Minnesota (17) vs. Boston College (14), March 14, 2009 (second)  
 28—St. Lawrence (16) vs. Minn. Duluth (12), March 18, 2005 (ot) (third)  
 28—St. Lawrence (22) vs. Minn. Duluth (6), March 18, 2006 (first)  
 27—Harvard (21) vs. Mercyhurst (6), March 19, 2005 (second)  
 27—Dartmouth (15) vs. Harvard (12), March 15, 2008 (third)

**FEWEST SHOTS ON GOAL**

- 13—St. Lawrence vs. Mercyhurst, March 14, 2009 (1 goal)  
 15—Providence vs. Minnesota, March 18, 2005 (1 goal)  
 16—Harvard vs. New Hampshire, March 17, 2006 (1 goal)  
 18—Cornell vs. Harvard, March 12, 2010 (6 goals)  
 18—Boston U. vs. Mercyhurst, March 13, 2010 (1 goal)

**FEWEST SHOTS ON GOAL, BOTH TEAMS**

- 47—Minn. Duluth (25) vs. New Hampshire (22), March 14, 2009 (5 goals)  
 49—New Hampshire (28) vs. St. Lawrence (21), March 10, 2007 (8 goals)  
 49—Wisconsin (26) vs. Minnesota (23), March 15, 2008 (ot) (5 goals)  
 50—Minn. Duluth (26) vs. New Hampshire (24), March 13, 2010 (3 goals)  
 51—Mercyhurst (33) vs. Boston U. (18), March 13, 2010 (5 goals)

**FEWEST SHOTS ON GOAL, REGULATION PERIOD**

- 2—St. Lawrence vs. New Hampshire, March 10, 2007 (third)  
 2—Boston U. vs. Mercyhurst, March 13, 2010 (first)  
 3—Providence vs. Minnesota, March 18, 2005 (second)  
 3—Providence vs. Minnesota, March 18, 2005 (third)  
 4—Minnesota vs. Boston College, March 14, 2009 (third)  
 4—New Hampshire vs. Minn. Duluth, March 14, 2009 (first)  
 4—St. Lawrence vs. Mercyhurst, March 14, 2009 (first)  
 4—St. Lawrence vs. Mercyhurst, March 14, 2009 (second)

**FEWEST SHOTS ON GOAL, REGULATION PERIOD, BOTH TEAMS**

- 11—Minnesota (4) vs. Boston College (7), March 14, 2009 (third)

- 12—Wisconsin (7) vs. Mercyhurst (5), March 18, 2006 (2 ot) (third)  
 12—Minnesota (9) vs. Providence (3), March 18, 2005 (second)  
 12—New Hampshire (10 ) vs. St. Lawrence (2), March 10, 2007 (third)  
 12—Mercyhurst (10) vs. Boston U. (2), March 13, 2010 (first)

**PENALTIES**

- 15—Princeton vs. Minnesota, March 17, 2006  
 13—Minnesota vs. Princeton, March 17, 2006  
 12—Mercyhurst vs. Harvard, March 19, 2005 (3 ot)  
 10—Mercyhurst vs. Wisconsin, March 18, 2006 (2 ot)  
 10—Minn. Duluth vs. St. Lawrence, March 18, 2006  
 10—Boston College vs. Dartmouth (2 ot), March 10, 2007

**PENALTIES, BOTH TEAMS**

- 28—Princeton (15) vs. Minnesota (13), March 17, 2006  
 19—Mercyhurst (12) vs. Harvard (7), March 19, 2005 (3 ot)  
 17—Minn. Duluth (10) vs. St. Lawrence (7), March 18, 2006  
 15—Mercyhurst (10) vs. Wisconsin (5), March 18, 2006 (2 ot)  
 14—Boston College (10) vs. Dartmouth (4) March 10, 2007 (2 ot)  
 14—Minn. Duluth (5) vs. New Hampshire (9), March 14, 2009

**FEWEST PENALTIES**

- 2—Wisconsin vs. Harvard, March 10, 2007 (4 ot)  
 2—St. Lawrence vs. Wisconsin, March 15, 2008 (ot)  
 2—Wisconsin vs. Minnesota, March 15, 2008 (ot)  
 2—Minnesota vs. Wisconsin, March 15, 2008 (ot)  
 3—Harvard vs. New Hampshire, March 17, 2006  
 3—New Hampshire vs. St. Lawrence, March 10, 2007  
 3—Wisconsin vs. St. Lawrence, March 15, 2008 (ot)  
 3—Mercyhurst vs. St. Lawrence, March 14, 2009  
 3—Harvard vs. Cornell, March 12, 2010  
 3—Minn. Duluth vs. New Hampshire, March 13, 2010  
 3—New Hampshire vs. Minn. Duluth, March 13, 2010

**FEWEST PENALTIES, BOTH TEAMS**

- 4—Wisconsin (2) vs. Minnesota (2), March 15, 2008 (ot)  
 5—New Hampshire (3) vs. St. Lawrence (2), March 15, 2008 (ot)  
 6—Minn. Duluth (3) vs. New Hampshire (3), March 13, 2010  
 7—New Hampshire (4) vs. Harvard (3), March 17, 2006  
 7—Minn. Duluth (4) vs. New Hampshire (3), March 10, 2007  
 7—Harvard (5) vs. Wisconsin (2), March 10, 2007 (4 ot)  
 7—Cornell (4) vs. Harvard (3), March 12, 2010  
 8—Mercyhurst (4) vs. Minn. Duluth (4), March 9, 2007 (ot)  
 8—Mercyhurst (3) vs. St. Lawrence (5), March 14, 2009

**LONGEST GAME**

- 127:09—Wisconsin (1) vs. Harvard (0), March 10, 2007 (4 ot)  
 112:28—Harvard (5) vs. Mercyhurst (4), March 19, 2005 (3 ot)  
 90:10—Wisconsin (2) vs. Mercyhurst (1), March 18, 2006 (2 ot)  
 84:20—Boston College (3) vs. Dartmouth (2), March 10, 2007 (2 ot)  
 66:11—St. Lawrence (3) vs. Minn. Duluth (2), March 18, 2005 (ot)

## Tournament Facts

### TOURNAMENT APPEARANCES

- 9—Minn. Duluth, 2001-02-03-05-06-07-08-09-10
- 8—Harvard, 2001-03-04-05-06-07-08-10
- 8—Minnesota, 2002-03-04-05-06-08-09-10
- 7—Dartmouth, 2001-03-04-05-07-08-09
- 7—St. Lawrence, 2001-04-05-06-07-08-09
- 6—Mercyhurst, 2005-06-07-08-09-10
- 5—Wisconsin, 2005-06-07-08-09
- 5—New Hampshire, 2006-07-08-09-10

### CONSECUTIVE TOURNAMENT APPEARANCES

- 6—Harvard, 2003-08
- 6—St. Lawrence, 2004-09
- 6—Minn. Duluth, 2005-10
- 6—Mercyhurst, 2005-10
- 5—Minnesota, 2002-06
- 5—Wisconsin, 2005-09
- 5—New Hampshire, 2006-10
- 3—Minn. Duluth, 2001-03
- 3—Dartmouth, 2003-05
- 3—Minnesota, 2008-10

### TOURNAMENT WINS

- 15—Minn. Duluth, 2001-10
- 11—Wisconsin, 2005-09
- 9—Minnesota, 2002-10
- 6—Harvard, 2001-10
- 6—St. Lawrence, 2001-09

### NCAA CHAMPIONSHIPS

- 5—Minn. Duluth, 2001-02-03-08-10
- 3—Wisconsin, 2006-07-09
- 2—Minnesota, 2004-06

## Tournament Records

*The following records include game, year and career marks set during the National Collegiate Women's Ice Hockey Championship, which consists of four quarterfinal contests (starting in 2005), the two national semifinal games, the national third-place game (2001-05) and the national championship game. A quarterfinal game is indicated by (QF), a national semifinal game by (NSF), a national third-place game by (N3d) and a national championship game by (CH).*

### Individual, Game

#### GOALS

- 4—Nicole Corriero, Harvard vs. Mercyhurst, QF, March 19, 2005 (3 ot)
- 4—Bobbi Ross, Minnesota vs. New Hampshire, NSF, March 24, 2006
- 3—Maria Rooth, Minn. Duluth vs. Harvard, NSF, March 23, 2001
- 3—Natalie Darwitz, Minnesota vs. Harvard, CH, March 28, 2004
- 3—Krissy Wendell, Minnesota vs. Dartmouth, NSF, March 26, 2004
- 3—Sarah Vaillancourt, Harvard vs. St. Lawrence, NSF, March 25, 2005
- 3—Rebecca Russell, St. Lawrence vs. Dartmouth, N3d, March 27, 2005
- 3—Angie Keseley, Wisconsin vs. Dartmouth, QF, March 14, 2009

#### FASTEST GAME-OPENING GOAL

- :13—Natalie Darwitz, Minnesota vs. Dartmouth, NSF, March 25, 2005
- :22—Meghan Agosta, Mercyhurst vs. Minn. Duluth, QF, March 15, 2008
- :46—Bobbi Ross, Minnesota vs. New Hampshire, NSF, March 24, 2006
- :46—Gigi Marvin, Minnesota vs. Boston College, QF, March 14, 2009
- 1:00—Tammy Shewchuk, Harvard vs. Dartmouth, N3d, March 25, 2001
- 1:11—Meghan Fardelmann, Boston College vs. Dartmouth, QF, March 10, 2007 (2 OT)

#### FASTEST GOAL, START OF PERIOD

- :09—Natalie Darwitz, Minnesota vs. Harvard, CH, March 28, 2004 (third)
- :10—Whitney Graft, Minnesota vs. Princeton, QF, March 17, 2006 (third)
- :13—Natalie Darwitz, Minnesota vs. Dartmouth, NSF, March 25, 2005 (first)
- :14—Hilary Knight, Wisconsin vs. Minnesota, March 15, 2008 (third)
- :18—Emmanuelle Blais, Minn. Duluth vs. Cornell, CH, March 21, 2010 (3 ot) (third)
- :21—Jennifer Botterill, Harvard vs. Minn. Duluth, CH, March 23, 2003 (2 ot) (second)

#### FASTEST CONSECUTIVE GOALS

- 1:59—Natalie Darwitz, Minnesota vs. Dartmouth, NSF, March 25, 2005
- 2:29—Gigi Marvin, Minnesota vs. Boston College, QF, March 14, 2009
- 2:37—Hilary Knight, Wisconsin vs. Dartmouth, QF, March 14, 2009
- 4:07—Kelly Stephens, Minnesota vs. Dartmouth, NSF, March 26, 2004
- 4:44—Nicole Corriero, Harvard vs. Mercyhurst, QF, March 19, 2005 (3 ot)

#### FASTEST HAT TRICK

- 12:07—Nicole Corriero, Harvard vs. Mercyhurst, QF, March 19, 2005 (3 ot)
- 16:07—Maria Rooth, Minn. Duluth vs. Harvard, NSF, March 23, 2001
- 22:53—Krissy Wendell, Minnesota vs. Dartmouth, NSF, March 26, 2004
- 26:45—Sarah Vaillancourt, Harvard vs. St. Lawrence, NSF, March 25, 2005
- 28:08—Natalie Darwitz, Minnesota vs. Harvard, CH, March 28, 2004

#### ASSISTS

- 4—Haley Irwin, Minn. Duluth vs. Mercyhurst, QF, March 15, 2008
- 4—Hilary Knight, Wisconsin vs. Dartmouth, QF, March 14, 2009
- 3—17 times, most recent: Jesse Scanzano, Mercyhurst vs. Boston U., QF, March 13, 2010

#### POINTS

- 6—Hilary Knight, Wisconsin vs. Dartmouth, QF, March 14, 2009
- 5—Nicole Corriero, Harvard vs. Mercyhurst, QF, March 19, 2005 (3 ot)
- 5—Natalie Darwitz, Minnesota vs. Dartmouth, NSF, March 25, 2005
- 5—Rebecca Russell, St. Lawrence vs. Dartmouth, N3d, March 27, 2005
- 5—Angie Keseley, Wisconsin vs. Dartmouth, QF, March 14, 2009
- 4—16 times, most recent: Gigi Marvin, Minnesota vs. Mercyhurst, NSF, March 20, 2009; Hilary Knight, Wisconsin vs. Minn. Duluth, NSF, March 20, 2009

#### PENALTIES

- 6—Dina McCumber, Princeton vs. Minnesota, QF, March 17, 2006
- 5—Angela Ruggiero, Harvard vs. Minn. Duluth, CH, March 23, 2003 (2 ot)
- 4—Nora Tallus, Minn. Duluth vs. Harvard, CH, March 23, 2003 (2 ot)
- 4—Marykate Oakley, Princeton vs. Minnesota, QF, March 17, 2006
- 4—Sam Faber, New Hampshire vs. Minn. Duluth, QF, March 14, 2009
- 3—Lindsay Weaver, Harvard vs. Minnesota, CH, March 28, 2004
- 3—Teresa Marchese, Mercyhurst vs. Harvard, QF, March 19, 2005 (3 ot)
- 3—Krista Johnson, Minnesota vs. Princeton, QF, March 17, 2006
- 3—Allie Sanchez, Minnesota vs. Princeton, QF, March 17, 2006
- 3—Juliane Jubinville, Minn. Duluth vs. St. Lawrence, QF, March 18, 2006
- 3—Abbie Bullard, St. Lawrence vs. Minn. Duluth, QF, March 18, 2006
- 3—Leah Craig, New Hampshire vs. Minnesota, NSF, March 24, 2006
- 3—Elin Holmlov, Minn. Duluth vs. Wisconsin, NSF, March 20, 2009
- 3—Anne Schleper, Minnesota vs. Mercyhurst, NSF, March 20, 2009

#### SAVES

- 78—Desirae Clark, Mercyhurst vs. Harvard, QF, March 19, 2005 (3 ot)
- 67—Brittany Martin, Harvard vs. Wisconsin, QF, March 10, 2007 (4 ot)
- 61—Amanda Mazzotta, Cornell vs. Minn. Duluth, CH, March 21, 2010 (3 ot)
- 56—Ali Boe, Harvard vs. Mercyhurst, QF, March 19, 2005 (3 ot)
- 49—Jennifer Harss, Minn. Duluth vs. Cornell, CH, March 21, 2010 (3 ot)
- 47—Molly Schaus, Boston College vs. Minn. Duluth, NSF, March 16, 2006 (2 ot)

#### SAVES, PERIOD

- 22—Riitta Schaublin, Minn. Duluth vs. St. Lawrence, QF, March 18, 2006 (first)

#### SHUTOUTS

- Brittany Chartier, Minnesota vs. Princeton, QF, March 17, 2006
- Jessica Moffat, St. Lawrence vs. Minn. Duluth, QF, March 18, 2006
- Jessie Vetter, Wisconsin vs. St. Lawrence, NSF, March 24, 2006
- Jessie Vetter, Wisconsin vs. Minnesota, CH, March 26, 2006
- Jessie Vetter, Wisconsin vs. Harvard, QF, March 10, 2007 (4 ot)
- Jessie Vetter, Wisconsin vs. St. Lawrence, NSF, March 16, 2007
- Kim Martin, Minn. Duluth vs. Wisconsin, CH, March 22, 2008
- Jessie Vetter, Wisconsin vs. Dartmouth, QF, March 14, 2009
- Jessie Vetter, Wisconsin vs. Mercyhurst, CH, March 22, 2009

### Individual, Year

#### GOALS

- 5—Nicole Corriero, Harvard, 2005
- 5—Hilary Knight, Wisconsin, 2009
- 4—Nine times, most recent: Gigi Marvin, Minnesota, 2009; Angie Keseley, Wisconsin, 2009

#### ASSISTS

- 9—Natalie Darwitz, Minnesota, 2005
- 7—Julie Chu, Harvard, 2005
- 7—Hilary Knight, Wisconsin, 2009
- 6—Krissy Wendell, Minnesota, 2005
- 6—Sara Bauer, Wisconsin, 2007
- 5—Haley Irwin, Minn. Duluth, 2008
- 5—Meghan Duggan, Wisconsin, 2009
- 5—Erika Lawler, Wisconsin, 2009
- 4—Krissy Wendell, Minnesota, 2004
- 4—Kelly Stephens, Minnesota, 2005
- 4—Noemie Marin, Minn. Duluth, 2007
- 4—Heidi Pelttari, Minn. Duluth, 2008

#### POINTS

- 12—Natalie Darwitz, Minnesota, 2005
- 12—Hilary Knight, Wisconsin, 2009
- 9—Krissy Wendell, Minnesota, 2005
- 8—Krissy Wendell, Minnesota, 2004
- 8—Julie Chu, Harvard, 2005
- 8—Nicole Corriero, Harvard, 2005
- 8—Angie Keseley, Wisconsin, 2009
- 8—Erika Lawler, Wisconsin, 2009

#### PENALTIES

- 6—Dina McCumber, Princeton, 2006
- 5—Angela Ruggiero, Harvard, 2003
- 5—Nora Tallus, Minn. Duluth, 2003
- 5—Laurie Ross, St. Lawrence, 2005
- 4—Gillian Apps, Dartmouth, 2003
- 4—Lindsay Weaver, Harvard, 2004
- 4—Marykate Oakley, Princeton, 2006
- 4—Sam Faber, New Hampshire, 2009
- 4—Cassie Schols, Mercyhurst, 2009
- 4—Lauriane Rougeau, Cornell, 2010
- 4—Kelly Seeler, Minnesota, 2010

#### SAVES

- 123—Amanda Mazzotta, Cornell, 2010
- 99—Jennifer Harss, Minn. Duluth, 2010
- 97—Jessie Vetter, Wisconsin, 2009
- 95—Jessie Vetter, Wisconsin, 2006
- 94—Kim Martin, Minn. Duluth, 2008

**SAVE PERCENTAGE****(Min. two games)**

- .990—Jessie Vetter, Wisconsin, 2006 (1 goal allowed, 95 saves)
- .990—Jessie Vetter, Wisconsin, 2009 (1 goal allowed, 97 saves)
- .986—Jessie Vetter, Wisconsin, 2007 (1 goal allowed, 75 saves)
- .980—Jessica Moffat, St. Lawrence, 2006 (1 goal allowed, 48 saves)
- .952—Jennifer Harss, Minn. Duluth, 2010 (5 goals allowed, 99 saves)

**GOALS-AGAINST AVERAGE****(Min. 110 minutes and two games)**

- 0.24—Jessie Vetter, Wisconsin, 2007 (1 goal allowed)
- 0.29—Jessie Vetter, Wisconsin, 2006 (1 goal allowed)
- 0.33—Jessie Vetter, Wisconsin, 2009 (1 goal allowed)
- 0.51—Jessica Moffat, St. Lawrence, 2006 (1 goal allowed)
- 1.25—Jennifer Harss, Minn. Duluth, 2010 (5 goals allowed)
- 1.50—Rachel Barrie, St. Lawrence, 2004 (3 goals allowed)

**Team, Game****GOALS**

- 7—Minnesota vs. Dartmouth (2), NSF, March 25, 2005
- 7—Wisconsin vs. Dartmouth (0), QF, March 14, 2009
- 6—Minn. Duluth vs. Harvard (3), NSF, March 23, 2001
- 6—Harvard vs. Minnesota (1), NSF, March 21, 2003
- 6—Minnesota vs. Harvard (2), CH, March 28, 2004
- 6—Minnesota vs. Princeton (1), QF, March 18, 2005
- 6—St. Lawrence vs. New Hampshire (2), QF, March 10, 2007
- 6—Cornell vs. Harvard (2), QF, March 12, 2010

**GOALS, BOTH TEAMS**

- 9—Minn. Duluth (6) vs. Harvard (3), NSF, March 23, 2001
- 9—Harvard (5) vs. Mercyhurst (4), QF, March 19, 2005 (3 ot)
- 9—Minnesota (7) vs. Dartmouth (2), NSF, March 25, 2005
- 9—Minnesota (5) vs. New Hampshire (4), NSF, March 24, 2006
- 9—Minn. Duluth (5) vs. Mercyhurst (4), QF, March 15, 2008
- 9—Mercyhurst (5) vs. Minnesota (4), NSF, March 20, 2009
- 8—Minnesota (6) vs. Harvard (2), CH, March 28, 2004
- 8—St. Lawrence (6) vs. New Hampshire (2), QF, March 9, 2007
- 8—Cornell (6) vs. Harvard (2), QF, March 12, 2010

**GOALS, PERIOD**

- 5—Minn. Duluth vs. Harvard, NSF, March 23, 2001 (third)
- 5—Minnesota vs. Dartmouth, NSF, March 25, 2005 (first)
- 4—Minnesota vs. Dartmouth, NSF, March 26, 2004 (third)
- 4—Minnesota vs. Harvard, CH, March 28, 2004 (third)
- 4—Minn. Duluth vs. New Hampshire, QF, March 14, 2009 (third)
- 4—Minnesota vs. Boston College, QF, March 14, 2009 (first)
- 4—Cornell vs. Harvard, QF, March 12, 2010 (second)
- 3—17 times, most recent: Wisconsin vs. Mercyhurst, CH, March 22, 2009 (second)

**GOALS, PERIOD, BOTH TEAMS**

- 7—Minn. Duluth (5) vs. Harvard (2), NSF, March 23, 2001 (third)
- 7—Minnesota (5) vs. Dartmouth (2), NSF, March 25, 2005 (first)
- 5—Minn. Duluth (3) vs. Dartmouth (2), NSF, March 21, 2003 (second)
- 5—Wisconsin (3) vs. Dartmouth (2), QF, March 19, 2005 (first)
- 5—Minn. Duluth (3) vs. Mercyhurst (2), QF, March 15, 2008 (third)
- 5—Minn. Duluth (4) vs. New Hampshire (1), QF, March 14, 2009 (third)
- 5—Minnesota (4) vs. Boston College (1), QF, March 14, 2009 (first)
- 5—Cornell (4) vs. Harvard (1), QF, March 13, 2010 (second)
- 4—Harvard (3) vs. Minn. Duluth (1), CH, March 23, 2003 (2 ot) (second)
- 4—Minnesota (4) vs. Dartmouth (0), NSF, March 26, 2004 (third)
- 4—Minnesota (4) vs. Harvard (0), CH, March 28, 2004 (third)

- 4—Mercyhurst (3) vs. Harvard (1), QF, March 19, 2005 (first)
- 4—Minnesota (2) vs. Harvard (2), CH, March 27, 2005 (second)
- 4—Minnesota (2) vs. New Hampshire (2), NSF, March 24, 2006 (first)
- 4—St. Lawrence (3) vs. New Hampshire (1), QF, March 10, 2007 (first)
- 4—Wisconsin (3) vs. Minn. Duluth (1), CH, March 18, 2007 (second)
- 4—Mercyhurst (3) vs. Minnesota (1), NSF, March 20, 2009 (first)

**GOALS, LOSING TEAM**

- 4—Mercyhurst vs. Harvard (5), QF, March 19, 2005 (3 ot)
- 4—New Hampshire vs. Minnesota (5), NSF, March 24, 2006
- 4—Mercyhurst vs. Minn. Duluth (5), QF, March 15, 2008
- 4—Minnesota vs. Mercyhurst (5), NSF, March 20, 2009
- 3—Harvard vs. Minn. Duluth (6), NSF, March 23, 2001
- 3—Harvard vs. Minn. Duluth (4), CH, March 23, 2003 (2 ot)
- 3—Wisconsin vs. Dartmouth (4), QF, March 19, 2005
- 3—Harvard vs. Minnesota (4), CH, March 27, 2005
- 3—Boston College vs. Minn. Duluth (4), NSF, March 16, 2007 (2 ot)
- 3—Boston College vs. Minnesota (4), QF, March 14, 2009

**FEWEST GOALS**

- 0—Princeton vs. Minnesota (4), QF, March 17, 2006
- 0—Minn. Duluth vs. St. Lawrence (1), QF, March 18, 2006
- 0—St. Lawrence vs. Wisconsin (1), NSF, March 24, 2006
- 0—Minnesota vs. Wisconsin (3), CH, March 26, 2006
- 0—Harvard vs. Wisconsin (1), QF, March 10, 2007 (4 ot)
- 0—St. Lawrence vs. Wisconsin (4), NSF, March 16, 2007
- 0—Wisconsin vs. Minn. Duluth (4), CH, March 22, 2008
- 0—Dartmouth vs. Wisconsin (7), QF, March 14, 2009
- 0—Mercyhurst vs. Wisconsin (5), CH, March 22, 2009

**FEWEST GOALS, BOTH TEAMS**

- 1—St. Lawrence (1) vs. Minn. Duluth (0), QF, March 18, 2006
- 1—Wisconsin (1) vs. St. Lawrence (0), NSF, March 24, 2006
- 1—Wisconsin (1) vs. Harvard (0), QF, March 10, 2007 (4 ot)
- 3—Minnesota (1) vs. Brown (2), NSF, March 22, 2002
- 3—St. Lawrence (1) vs. Harvard (2), NSF, March 26, 2004
- 3—Dartmouth (1) vs. St. Lawrence (2), N3d, March 28, 2004
- 3—Wisconsin (2) vs. Mercyhurst (1), QF, March 18, 2006 (2 ot)
- 3—Wisconsin (3) vs. Minnesota (0), CH, March 26, 2006
- 3—Minn. Duluth (2) vs. New Hampshire (1), QF, March 13, 2010

**FASTEST CONSECUTIVE GOALS**

- :23—Harvard (Julie Chu and Lauren McAuliffe) vs. Minnesota, NSF, March 21, 2003
- :23—Harvard (Jennifer Botterill and Lauren McAuliffe) vs. Minn. Duluth, CH, March 23, 2003 (2 ot)
- :30—Wisconsin (Jinelle Zaugg and Grace Hutchings) vs. Minnesota, CH, March 26, 2006
- :32—Minnesota (Natalie Darwitz and Kelly Stephens) vs. Harvard, CH, March 28, 2004
- :33—Wisconsin (Meghan Duggan and Jinelle Zaugg) vs. St. Lawrence, NSF, March 16, 2007

**FASTEST CONSECUTIVE GOALS****BY OPPOSING TEAMS**

- :10—Minn. Duluth (Emmanuelle Blais), then Wisconsin (Jasmine Giles), CH, March 18, 2007
- :10—Boston U. (Tara Watchorn), then Mercyhurst (Bailey Bram), QF, March 13, 2010
- :26—Mercyhurst (Meghan Agosta), then Minn. Duluth (Laura Fridfinnson), QF, March 15, 2008
- :28—St. Lawrence (Marianna Locke), then New Hampshire (Sam Faber), QF, March 10, 2007
- :44—Dartmouth (Kristina Guarino), then Harvard (Kalen Ingram), N3d, March 25, 2001
- :51—Minnesota (Kelly Stephens), then Brown (Kim Insalaco), NSF, March 22, 2002
- :51—Niagara (Jennifer Goulet), then Minnesota (La Toya Clarke), N3d, March 24, 2002 (ot)

**WINNING MARGIN**

- 7—Wisconsin (7) vs. Dartmouth (0), QF, March 14, 2009
- 5—Harvard (6) vs. Minnesota (1), NSF, March 21, 2003
- 5—Minnesota (6) vs. Providence (1), QF, March 18, 2005
- 5—Minnesota (7) vs. Dartmouth (2), NSF, March 25, 2005
- 5—Wisconsin (5) vs. Mercyhurst (0), CH, March 22, 2009

- 4—Minnesota (5) vs. Dartmouth (1), NSF, March 26, 2004
- 4—Minnesota (6) vs. Harvard (2), CH, March 28, 2004
- 4—St. Lawrence (5) vs. Dartmouth (1), N3d, March 27, 2005
- 4—Minnesota (4) vs. Princeton (0), QF, March 18, 2006
- 4—St. Lawrence (6) vs. New Hampshire (2), QF, March 10, 2007
- 4—Wisconsin (4) vs. St. Lawrence (0), NSF, March 16, 2007
- 4—Minn. Duluth (4) vs. Wisconsin (0), CH, March 22, 2008
- 4—Wisconsin (5) vs. Minn. Duluth (1), NSF, March 20, 2009
- 4—Cornell (6) vs. Harvard (2), QF, March 13, 2010

**LARGEST MARGIN OVERCOME TO WIN**

- 2—Harvard vs. Mercyhurst, QF, March 19, 2005 (trailed 2-0, won 5-4 [3 ot])
- 1—27 times, most recent: Minn. Duluth vs. Cornell, March 21, 2010 (trailed 1-0, won 3-2 [3 ot])

**ASSISTS**

- 11—Wisconsin vs. Dartmouth, QF, March 14, 2009 (7 goals)
- 10—Minnesota vs. Providence, QF, March 18, 2005 (6 goals)
- 10—Minnesota vs. Dartmouth, NSF, March 25, 2005 (7 goals)
- 9—Minn. Duluth vs. Harvard, NSF, March 23, 2001 (6 goals)
- 9—Harvard vs. Mercyhurst, QF, March 19, 2005 (3 ot) (5 goals)
- 9—Harvard vs. Dartmouth, QF, March 15, 2008 (5 goals)
- 9—Wisconsin vs. Mercyhurst, CH, March 22, 2009 (5 goals)
- 9—Cornell vs. Harvard, QF, March 12, 2010 (6 goals)
- 8—Minn. Duluth vs. Dartmouth, NSF, March 21, 2003 (5 goals)
- 8—Minnesota vs. Harvard, CH, March 28, 2004 (6 goals)
- 8—Harvard vs. St. Lawrence, NSF, March 25, 2005 (4 goals)
- 8—St. Lawrence vs. New Hampshire, QF, March 10, 2007 (6 goals)
- 8—Minn. Duluth vs. Boston College, NSF, March 16, 2007 (2 ot) (4 goals)
- 8—Minn. Duluth vs. Mercyhurst, QF, March 15, 2008 (5 goals)

**ASSISTS, BOTH TEAMS**

- 14—Minn. Duluth (8) vs. Mercyhurst (6), QF, March 15, 2008 (9 goals)
- 13—Minn. Duluth (9) vs. Harvard (4), NSF, March 23, 2001 (9 goals)
- 12—Minnesota (10) vs. Providence (2), QF, March 18, 2005 (7 goals)
- 12—Dartmouth (7) vs. Wisconsin (5), QF, March 19, 2005 (7 goals)
- 12—St. Lawrence (8) vs. New Hampshire (4), QF, March 10, 2007 (8 goals)
- 12—Minn. Duluth (8) vs. Boston College (4), NSF, March 16, 2007 (2 ot) (7 goals)
- 12—Cornell (9) vs. Harvard (3), QF, March 12, 2010 (8 goals)

**FEWEST ASSISTS****(Excluding Shutouts)**

- 0—St. Lawrence vs. Minn. Duluth, QF, March 18, 2006 (1 goal)
- 0—Dartmouth vs. Harvard, QF, March 15, 2008 (1 goal)
- 1—Dartmouth vs. St. Lawrence, NSF, March 23, 2001 (1 goal)
- 1—Minnesota vs. Brown, NSF, March 22, 2002 (1 goal)
- 1—Niagara vs. Minn. Duluth, NSF, March 22, 2002 (2 goals)
- 1—Dartmouth vs. Minn. Duluth, NSF, March 21, 2003 (2 goals)
- 1—Dartmouth vs. St. Lawrence, N3d, March 28, 2004 (1 goal)
- 1—Dartmouth vs. Minnesota, NSF, March 25, 2005 (2 goals)
- 1—Dartmouth vs. St. Lawrence, N3d, March 27, 2005 (1 goal)
- 1—Harvard vs. New Hampshire, QF, March 17, 2006 (1 goal)
- 1—Mercyhurst vs. Wisconsin, QF, March 18, 2006 (2 ot) (1 goal)

- 1—Dartmouth vs. St. Lawrence, N3d, March 28, 2004 (1 goal)
- 1—Boston U. vs. Mercyhurst, QF, March 13, 2010 (1 goal)
- 1—New Hampshire vs. Minn. Duluth, QF, March 13, 2010 (1 goal)

**FEWEST ASSISTS, BOTH TEAMS**

- 0—St. Lawrence (0) vs. Minn. Duluth (0), QF, March 18, 2006 (1 goal)
- 2—Wisconsin (2) vs. Harvard (0), QF, March 10, 2007 (4 ot) (1 goal)
- 3—St. Lawrence (2) vs. Dartmouth (1), N3d, March 28, 2004 (3 goals)
- 4—Harvard (2) vs. St. Lawrence (2), NSF, March 26, 2004 (3 goals)
- 4—Wisconsin (3) vs. Mercyhurst (1), QF, March 18, 2006 (2 ot) (3 goals)
- 4—Minn. Duluth (3) vs. New Hampshire (1), QF, March 13, 2010 (3 goals)

**POINTS**

- 18—Wisconsin (7 goals, 11 assists) vs. Dartmouth, QF, March 14, 2009

**POINTS, BOTH TEAMS**

- 23—Minn. Duluth (5 goals, 8 assists) vs. Mercyhurst (4 goals, 6 assists), QF, March 15, 2008
- 22—Minn. Duluth (6 goals, 9 assists) vs. Harvard (3 goals, 4 assists), NSF, March 23, 2001

**SHOTS ON GOAL**

- 83—Harvard vs. Mercyhurst, QF, March 19, 2005 (3 ot) (5 goals)
- 68—Wisconsin vs. Harvard, QF, March 10, 2007 (4 ot) (1 goal)
- 64—Minn. Duluth vs. Cornell, CH, March 21, 2010 (3 ot) (3 goals)
- 60—Mercyhurst vs. Harvard, QF, March 19, 2005 (3 ot) (4 goals)
- 51—Cornell vs. Minn. Duluth, CH, March 21, 2010 (3 ot) (2 goals)
- 51—Minn. Duluth vs. Dartmouth, NSF, March 21, 2003 (5 goals)
- 51—Minn. Duluth vs. Boston College, NSF, March 16, 2007 (2 ot) (4 goals)

**SHOTS ON GOAL, BOTH TEAMS**

- 143—Harvard (83) vs. Mercyhurst (60), QF, March 19, 2005 (3 ot) (5 goals)
- 115—Minn. Duluth (64) vs. Cornell (51), CH, March 21, 2010 (3 ot) (5 goals)
- 104—Wisconsin (68) vs. Harvard (36), QF, March 10, 2007 (4 ot) (1 goal)
- 85—Harvard (44) vs. Minn. Duluth (41), CH, March 23, 2003 (2 ot) (7 goals)
- 83—Minn. Duluth (51) vs. Boston College (32), NSF, March 16, 2007 (2 ot) (7 goals)

**SHOTS ON GOAL, REGULATION PERIOD**

- 22—St. Lawrence vs. Minn. Duluth, QF, March 18, 2006 (first)
- 21—Harvard vs. Mercyhurst, QF, March 19, 2005 (3 ot) (second)
- 20—Mercyhurst vs. St. Lawrence, QF, March 14, 2009 (second)
- 19—Harvard vs. St. Lawrence, NSF, March 25, 2005 (third)
- 18—Minn. Duluth vs. Niagara, NSF, March 22, 2002 (second)
- 18—Minn. Duluth vs. Dartmouth, NSF, March 21, 2003 (first)
- 18—Minn. Duluth vs. Dartmouth, NSF, March 21, 2003 (second)
- 18—Mercyhurst vs. Wisconsin, CH, March 22, 2009 (third)

**SHOTS ON GOAL, REGULATION PERIOD, BOTH TEAMS**

- 32—Mercyhurst (17) vs. Harvard (15), QF, March 19, 2005 (3 ot) (first)
- 31—Minn. Duluth (18) vs. Dartmouth (13), NSF, March 21, 2003 (second)
- 31—Minnesota (17) vs. Boston College (14), QF, March 14, 2009 (second)
- 29—Minn. Duluth (18) vs. Niagara (11), NSF, March 22, 2002 (second)
- 29—Minn. Duluth (18) vs. Dartmouth (11), NSF, March 23, 2003 (first)
- 28—Minnesota (16) vs. Dartmouth (12), N3d, March 23, 2003 (third)
- 28—Minnesota (16) vs. Harvard (12), CH, March 28, 2004 (second)
- 28—St. Lawrence (16) vs. Minn. Duluth (12), QF, March 18, 2005 (ot) (third)

- 28—St. Lawrence (22) vs. Minn. Duluth (6), QF, March 18, 2006 (first)
- 28—St. Lawrence (16) vs. Minn. Duluth (12), QF, March 18, 2006 (third)

**FEWEST SHOTS ON GOAL**

- 10—Dartmouth vs. Minnesota, NSF, March 25, 2005
- 13—St. Lawrence vs. Mercyhurst, QF, March 14, 2009
- 15—Providence vs. Minnesota, QF, March 18, 2005
- 15—Minn. Duluth vs. New Hampshire, NSF, March 20, 2008
- 16—Harvard vs. New Hampshire, QF, March 17, 2006

**FEWEST SHOTS ON GOAL, BOTH TEAMS**

- 34—Dartmouth (10) vs. Minnesota (24), NSF, March 25, 2005 (9 goals)
- 42—Wisconsin (24) vs. Minn. Duluth (18), CH, March 18, 2007 (5 goals)
- 46—Dartmouth (23) vs. St. Lawrence (23), N3d, March 28, 2004 (3 goals)
- 46—Wisconsin (24) vs. St. Lawrence (22), NSF, March 16, 2007 (4 goals)
- 47—Minn. Duluth (25) vs. New Hampshire (22), QF, March 14, 2009 (5 goals)

**FEWEST SHOTS ON GOAL, REGULATION PERIOD**

- 0—Dartmouth vs. Minnesota, NSF, March 25, 2005 (third)
- 0—Minn. Duluth, NSF, March 20, 2008 (second)
- 1—St. Lawrence vs. Dartmouth, NSF, March 23, 2001 (third)
- 2—St. Lawrence vs. Minn. Duluth, CH, March 25, 2001 (second)
- 2—Dartmouth vs. Minnesota, NSF, March 26, 2004 (third)
- 2—St. Lawrence vs. New Hampshire, QF, March 10, 2007 (third)

**FEWEST SHOTS ON GOAL, REGULATION PERIOD, BOTH TEAMS**

- 6—Dartmouth (3) vs. Minnesota (3), NSF, March 25, 2005 (second)
- 8—Wisconsin (4) vs. Minn. Duluth (4), CH, March 18, 2007 (third)
- 9—Minnesota (9) vs. Dartmouth (0), NSF, March 25, 2005 (second)
- 9—Harvard (5) vs. Minnesota (4), CH, March 27, 2005 (third)
- 10—Harvard (5) vs. Minn. Duluth (5), CH, March 23, 2003 (2 ot) (first)

**PENALTIES**

- 15—Princeton vs. Minnesota, QF, March 17, 2006
- 13—Minnesota vs. Princeton, QF, March 17, 2006
- 12—Mercyhurst vs. Harvard, QF, March 19, 2005 (3 ot)
- 12—Harvard vs. St. Lawrence, NSF, March 25, 2005
- 11—Minn. Duluth vs. Wisconsin, CH, March 22, 2008
- 10—St. Lawrence vs. Harvard, NSF, March 25, 2005
- 10—Minn. Duluth vs. St. Lawrence, QF, March 18, 2006
- 10—Boston College vs. Dartmouth, QF, March 10, 2007 (2 ot)

**PENALTIES, BOTH TEAMS**

- 28—Princeton (15) vs. Minnesota (13), QF, March 17, 2006
- 22—Harvard (12) vs. St. Lawrence (10), NSF, March 25, 2005
- 19—Mercyhurst (12) vs. Harvard (7), QF, March 19, 2005 (3 ot)
- 18—Minn. Duluth (11) vs. Wisconsin (7), CH, March 22, 2008
- 17—Minn. Duluth (9) vs. New Hampshire (8), NSF, March 20, 2008
- 16—Harvard (8) vs. Minn. Duluth (8), CH, March 23, 2003 (2 ot)
- 16—Mercyhurst (8) vs. Minnesota (8), NSF, March 20, 2009

**FEWEST PENALTIES**

- 1—Minn. Duluth vs. Harvard, NSF, March 23, 2001
- 1—Minnesota vs. Niagara, N3d, March 24, 2002 (ot)
- 1—St. Lawrence vs. Wisconsin, NSF, March 16, 2007
- 2—Harvard vs. Minn. Duluth, NSF, March 23, 2001
- 2—Dartmouth vs. Minnesota, NSF, March 26, 2004
- 2—Minnesota vs. Dartmouth, NSF, March 26, 2004
- 2—St. Lawrence vs. Wisconsin, NSF, March 24, 2006
- 2—Wisconsin vs. Harvard, QF, March 10, 2007 (4 ot)
- 2—Minn. Duluth vs. Boston College, NSF, March 16, 2007 (2 ot)
- 2—St. Lawrence vs. Wisconsin, QF, March 15, 2008 (ot)
- 2—Wisconsin vs. Minnesota, QF, March 15, 2008 (ot)

- 2—Minnesota vs. Wisconsin, QF, March 15, 2008 (ot)
- 2—Harvard vs. Wisconsin, NSF, March 20, 2008

**FEWEST PENALTIES, BOTH TEAMS**

- 3—Harvard (2) vs. Minn. Duluth (1), NSF, March 23, 2001
- 4—Niagara (3) vs. Minnesota (1), N3d, March 24, 2002 (ot)
- 4—Dartmouth (2) vs. Minnesota (2), NSF, March 26, 2004
- 4—Wisconsin (2) vs. Minnesota (2), QF, March 15, 2008 (ot)
- 5—New Hampshire (3) vs. St. Lawrence (2), QF, March 15, 2008 (ot)
- 6—Minn. Duluth (3) vs. Niagara (3), NSF, March 22, 2002
- 6—Wisconsin (4) vs. St. Lawrence (2), NSF, March 24, 2006
- 6—Wisconsin (5) vs. St. Lawrence (1), NSF, March 16, 2007
- 6—Wisconsin (4) vs. Harvard (2), NSF, March 20, 2008
- 6—Minn. Duluth (3) vs. New Hampshire (3), QF, March 13, 2010

**LONGEST GAME**

- 127:09—Wisconsin (1) vs. Harvard (0), QF, March 10, 2007 (4 ot)
- 119:26—Minn. Duluth (3) vs. Cornell (2), CH, March 21, 2010 (3 ot)
- 112:28—Harvard (5) vs. Mercyhurst (3), QF, March 19, 2005 (3 ot)
- 90:10—Wisconsin (2) vs. Mercyhurst (1), QF, March 18, 2006 (2 ot)
- 94:19—Minn. Duluth (4) vs. Boston College (3), NSF, March 16, 2007 (2 ot)
- 84:20—Boston College (3) vs. Dartmouth (2), QF, March 10, 2007 (2 ot)

**Team, Year****GOALS**

- 17—Wisconsin, 2009 (3 games)
- 17—Minnesota, 2005 (3)
- 12—Harvard, 2005 (3)
- 12—Minn. Duluth, 2008 (3)
- 11—Minnesota, 2004 (2)
- 11—Cornell, 2010 (3)
- 10—Minn. Duluth, 2001 (2)
- 9—Harvard, 2003 (2)
- 9—Minn. Duluth, 2003 (2)
- 9—St. Lawrence, 2005 (3)
- 9—Minnesota, 2006 (3)

**FEWEST GOALS****(Min. two games)**

- 1—St. Lawrence, 2006 (2 games)
- 2—Dartmouth, 2004 (2)
- 3—Dartmouth, 2001 (2)
- 3—Minnesota, 2002 (2)
- 3—Minnesota, 2003 (2)
- 3—St. Lawrence, 2004 (2)

**FEWEST GOALS ALLOWED****(Min. two games)**

- 1—Wisconsin, 2006 (3 games)
- 1—St. Lawrence, 2006 (2)
- 1—Wisconsin, 2007 (3)
- 1—Wisconsin, 2009 (3)
- 3—Minnesota, 2004 (2)
- 3—St. Lawrence, 2004 (2)

**ASSISTS**

- 27—Wisconsin, 2009 (3 games)
- 26—Minnesota, 2005 (3)
- 22—Harvard, 2005 (3)
- 19—Minn. Duluth, 2008 (3)
- 18—Cornell, 2010 (3)
- 15—Minn. Duluth, 2007 (3)
- 14—Wisconsin, 2007 (3)
- 13—Minnesota, 2004 (2)
- 13—Minn. Duluth, 2001 (2)
- 13—Wisconsin, 2007
- 13—Minn. Duluth, 2010 (3)

**POINTS**

- 44—Wisconsin, 2009 (3 games)
- 43—Minnesota, 2005 (3)
- 34—Harvard, 2005 (3)
- 31—Minn. Duluth, 2008 (3)

- 29—Cornell, 2010 (3)
- SHOTS ON GOAL**

149—Harvard, 2005 (3 games)

116—Wisconsin, 2007 (3)

114—Minn. Duluth, 2010 (3)

103—Wisconsin, 2009 (3)

101—Minn. Duluth, 2007 (3)
- FEWEST SHOTS ON GOAL**  
**(Min. two games)**

43—St. Lawrence, 2007 (2 games)

54—Minn. Duluth, 2009 (2)

61—New Hampshire, 2006 (2)

63—Boston College, 2007 (2)

63—Mercyhurst, 2010 (2)
- PENALTIES**

25—Minn. Duluth, 2008 (3 games)

23—Minnesota, 2006 (3)

22—Harvard, 2005 (3)

20—St. Lawrence, 2005 (3)

19—Wisconsin, 2009 (3)
- FEWEST PENALTIES**  
**(Min. two games)**

4—Minnesota, 2002 (2 games)

5—Minn. Duluth, 2001 (2)

5—St. Lawrence, 2007

6—Niagara, 2002 (2)

6—Minnesota, 2003 (2)

# Tournament History

## Tournament Won-Lost-Tied Records

(16 Teams)

(Note: Third-place game discontinued after 2005. Since then, both semifinal losers are awarded third place.)

| Team (Years Participated)                        | Years | Tournament Record |      |      |  | Pct. | Tournament Finish |     |     |     |
|--|-------|-------------------|------|------|--|------|-------------------|-----|-----|-----|
|  |       | Won               | Lost | Tied |  |      | 1st               | 2nd | 3rd | 4th |
| Boston College (2007-09).....                    | 2     | 1                 | 2    | 0    |  | .333 | 0                 | 0   | 0   | 0   |
| Boston U. (2010).....                            | 1     | 0                 | 1    | 0    |  | .000 | 0                 | 0   | 0   | 0   |
| Brown (2002).....                                | 1     | 1                 | 1    | 0    |  | .500 | 0                 | 1   | 0   | 0   |
| Clarkson (2010).....                             | 1     | 0                 | 1    | 0    |  | .000 | 0                 | 0   | 0   | 0   |
| Cornell (2010).....                              | 1     | 2                 | 1    | 0    |  | .667 | 0                 | 1   | 0   | 0   |
| Dartmouth (2001-03-04-05-07-08-09).....          | 7     | 2                 | 10   | 0    |  | .167 | 0                 | 0   | 1   | 3   |
| Harvard (2001-03-04-05-06-07-08-10).....         | 8     | 6                 | 8    | 0    |  | .429 | 0                 | 3   | 2   | 0   |
| Mercyhurst (2005-06-07-08-09-10).....            | 6     | 3                 | 6    | 0    |  | .333 | 0                 | 1   | 1   | 0   |
| Minnesota (2002-03-04-05-06-08-09-10).....       | 8     | 9                 | 7    | 1    |  | .559 | 2                 | 1   | 3   | 1   |
| Minn. Duluth (2001-02-03-05-06-07-08-09-10)..... | 9     | 15                | 4    | 0    |  | .789 | 5                 | 1   | 1   | 0   |
| New Hampshire (2006-07-08-09-10).....            | 5     | 2                 | 5    | 0    |  | .286 | 0                 | 0   | 2   | 0   |
| Niagara (2002).....                              | 1     | 0                 | 1    | 1    |  | .250 | 0                 | 0   | 1   | 0   |
| Princeton (2006).....                            | 1     | 0                 | 1    | 0    |  | .000 | 0                 | 0   | 0   | 0   |
| Providence (2005).....                           | 1     | 0                 | 1    | 0    |  | .000 | 0                 | 0   | 0   | 0   |
| St. Lawrence (2001-04-05-06-07-08-09).....       | 7     | 6                 | 7    | 0    |  | .462 | 0                 | 1   | 4   | 0   |
| Wisconsin (2005-06-07-08-09).....                | 5     | 11                | 2    | 0    |  | .846 | 3                 | 1   | 0   | 0   |

## Tournament Highlights

- 2001** A Women's Frozen Four is held for the first time as Minn. Duluth defeats St. Lawrence, 4-2, in Minneapolis to take home the first crown.
- 2002** Minn. Duluth wins its second straight Women's Frozen Four, 3-2, over Brown.
- 2003** Minn. Duluth wins the Women's Frozen Four, its third consecutive, in front of a record crowd of 5,167, in its home arena.
- 2004** Minnesota outscores its two opponents, 11-3, to dominate the Women's Frozen Four in Providence, R.I. The Golden Gophers beat Harvard, 6-2, in the championship game.
- 2005** The field expands to eight teams with Mercyhurst, Providence and Wisconsin all making their first appearances. Minnesota wins its second straight title.
- 2006** Wisconsin claims its first Women's Frozen Four title in Minneapolis after defeating Minnesota, the two-time defending national champion. The Badgers become the first team in tournament history other than the Golden Gophers or Minn. Duluth to win the championship.

- 2007** The Frozen Four is held in historic Lake Placid, N. Y., where the 1980 Olympic Games took place. Wisconsin successfully defends its title, defeating Minn. Duluth, 4-1, in the championship game.
- 2008** Minn. Duluth captures its fourth national championship with a 4-0 shutout of Wisconsin in the final to avenge a loss to the Badgers in the 2007 championship game.
- 2009** Wisconsin rides the most prolific offense in the history of the NCAA women's ice hockey tournament to its third NCAA title, shutting out Mercyhurst, 5-0, in the championship. Mercyhurst becomes the first No. 3 seed to reach the title contest.
- 2010** Minn. Duluth outlasted tournament newcomer Cornell in the longest championship game in NCAA tournament history, capturing its fifth national title with a 3-2 triple-overtime victory. Cornell is the first team to reach the title game in its initial NCAA tournament appearance since Brown in 2002.

## Entering the NCAA Tournament, These Teams...

### ...HAD THE MOST WINS

| Year | Team (Coach)                    | Record | Tournament Result       |
|------|---------------------------------|--------|-------------------------|
| 2007 | Wisconsin (Mark Johnson)        | 33-1-4 | CHAMPION                |
| 2005 | Minnesota (Laura Halldorson)    | 33-2-2 | 3-0, CHAMPION           |
| 2006 | Wisconsin (Mark Johnson)        | 33-4-1 | 3-0, CHAMPION           |
| 2006 | New Hampshire (Brian McCloskey) | 32-2-1 | 1-1, Third Place (Tied) |
| 2007 | Mercyhurst (Michael Sisti)      | 32-1-3 | 0-1, First Round        |
| 2008 | New Hampshire (Brian McCloskey) | 32-3-1 | 1-1, Third Place (Tied) |
| 2008 | Minn. Duluth (Shannon Miller)   | 31-4-1 | 3-0, CHAMPION           |
| 2008 | Harvard (Katey Stone)           | 31-1-0 | 1-1, Third Place (Tied) |
| 2009 | Wisconsin (Mark Johnson)        | 31-2-5 | 3-0, CHAMPION           |
| 2009 | Minnesota (Brad Frost)          | 31-4-3 | 1-1, Third Place (Tied) |

### ...HAD THE HIGHEST WINNING PERCENTAGES

| Year | Team (Coach)                    | Record | Pct.* | Tournament Result       |
|------|---------------------------------|--------|-------|-------------------------|
| 2008 | Harvard (Katey Stone)           | 31-1   | .969  | 1-1, Third Place (Tied) |
| 2007 | Mercyhurst (Michael Sisti)      | 32-1-3 | .930  | 0-1                     |
| 2006 | New Hampshire (Brian McCloskey) | 32-2-1 | .929  | 1-1, Third Place (Tied) |
| 2007 | Wisconsin (Mark Johnson)        | 33-1-4 | .921  | 3-0, CHAMPION           |
| 2005 | Minnesota (Laura Halldorson)    | 33-2-2 | .919  | 3-0, CHAMPION           |
| 2003 | Minn. Duluth (Shannon Miller)   | 29-3   | .906  | 2-0, CHAMPION           |
| 2008 | New Hampshire (Brian McCloskey) | 32-3-1 | .903  | 1-1, Third Place (Tied) |
| 2010 | Mercyhurst (Michael Sisti)      | 29-2-3 | .897  | 1-1, Third Place (Tied) |
| 2004 | Harvard (Katey Stone)           | 29-3-1 | .894  | 1-1, Second Place       |
| 2001 | Dartmouth (Judy Oberting)       | 26-3-1 | .883  | 0-2, Fourth Place       |
| 2006 | Wisconsin (Mark Johnson)        | 33-4-1 | .882  | 3-0, CHAMPION           |
| 2009 | Wisconsin (Mark Johnson)        | 31-2-5 | .882  | 3-0, CHAMPION           |

\*Ties computed as half won, half lost.

### ...HAD THE MOST LOSSES

| Year | Team (Coach)                         | Record  | Tournament Result       |
|------|--------------------------------------|---------|-------------------------|
| 2006 | Harvard (Katey Stone)                | 18-12-4 | 0-1, First Round        |
| 2010 | Clarkson (Matt & Shannon Desrosiers) | 23-11-5 | 0-1, First Round        |
| 2009 | St. Lawrence (Chris Wells)           | 24-10-3 | 0-1, First Round        |
| 2007 | Minn. Duluth (Shannon Miller)        | 22-10-4 | Second Place            |
| 2005 | Providence (Bob Deraney)             | 21-10-5 | 0-1, First Round        |
| 2006 | Minnesota (Laura Halldorson)         | 27-10-1 | 2-1, Second Place       |
| 2001 | Harvard (Katey Stone)                | 23-9    | 1-1, Third Place        |
| 2004 | St. Lawrence (Paul Flanagan)         | 27-9-1  | 1-1, Third Place        |
| 2007 | Boston College (Tom Mutch)           | 23-9-2  | 1-1, Third Place (Tied) |
| 2009 | Dartmouth (Mark Hudak)               | 20-9-4  | 0-1, First Round        |

### ...HAD THE LOWEST WINNING PERCENTAGES

| Year | Team (Coach)                         | Record  | Pct.* | Tournament Result |
|------|--------------------------------------|---------|-------|-------------------|
| 2006 | Harvard (Katey Stone)                | 18-12-4 | .588  | 0-1, First Round  |
| 2010 | Boston U. (Brian Durocher)           | 17-8-12 | .622  | 0-1, First Round  |
| 2005 | Providence (Bob Deraney)             | 21-10-5 | .653  | 0-1, First Round  |
| 2010 | Clarkson (Matt & Shannon Desrosiers) | 23-11-5 | .654  | 0-1, First Round  |
| 2008 | Dartmouth (Mark Hudak)               | 18-8-6  | .656  | 0-1, First Round  |
| 2007 | Minn. Duluth (Shannon Miller)        | 22-10-4 | .667  | 2-1, Second Place |
| 2009 | Dartmouth (Mark Hudak)               | 20-9-4  | .667  | 0-1, First Round  |
| 2010 | Cornell (Doug Derrrough)             | 19-8-6  | .667  | 2-1, Second Place |
| 2010 | New Hampshire (Brian McCloskey)      | 19-8-5  | .672  | 0-1, First Round  |
| 2009 | St. Lawrence (Chris Wells)           | 24-10-3 | .689  | 0-1, First Round  |

\*Ties computed as half won, half lost.

### ...HAD THE MOST TIES

| Year | Team (Coach)                         | Record  | Tournament Result         |
|------|--------------------------------------|---------|---------------------------|
| 2010 | Boston U. (Brian Durocher)           | 17-8-12 | 0-1, First Round          |
| 2006 | Mercyhurst (Michael Sisti)           | 23-7-6  | 0-1, First Round          |
| 2008 | Dartmouth (Mark Hudak)               | 18-8-6  | 0-1, First Round          |
| 2010 | Cornell (Doug Derrrough)             | 19-8-6  | 2-1, Second Place         |
| 2002 | Minnesota (Laura Halldorson)         | 28-3-5  | 0-1-1, Third Place (Tied) |
| 2005 | St. Lawrence (Paul Flanagan)         | 26-7-5  | 2-1, Third Place          |
| 2005 | Providence (Bob Deraney)             | 21-10-5 | 0-1, First Round          |
| 2007 | New Hampshire (Brian McCloskey)      | 28-3-5  | 0-1, First Round          |
| 2009 | Wisconsin (Mark Johnson)             | 31-2-5  | 3-0, CHAMPION             |
| 2009 | New Hampshire (Brian McCloskey)      | 24-5-5  | 0-1, First Round          |
| 2009 | Boston College (Katie King)          | 22-8-5  | 0-1, First Round          |
| 2010 | Minnesota (Brad Frost)               | 25-8-5  | 1-1, Third Place (Tied)   |
| 2010 | Harvard (Katey Stone)                | 20-7-5  | 0-1, First Round          |
| 2010 | New Hampshire (Brian McCloskey)      | 19-8-5  | 0-1, First Round          |
| 2010 | Clarkson (Matt & Shannon Desrosiers) | 23-11-5 | 0-1, First Round          |

## Seeding History

The National Collegiate Women's Ice Hockey Committee seeded all four teams from 2001 to 2004. After the bracket extended to eight teams in 2005, only two teams were seeded. In 2007, it went back to a four-team seeding.

## Farthest Seeds Have Advanced

### (2001-10)

| Seed | Best Finish  |
|------|--|
| #1   | CH—Minn. Duluth 2003, Minnesota 2004, Minnesota 2005, Wisconsin 2007, Wisconsin 2009 |
| #2   | CH—Minn. Duluth 2001-02-08-10, Wisconsin 2006  |
| #3   | 2d—Mercyhurst 2009   |
| #4   | 2d—St. Lawrence 2001   |

## How the Seeds Have Fared...

### ROUND-BY-ROUND—2001-10

| Seed  | QF   | NSF   | N3d   | CH   | Total   |
|-------|------|-------|-------|------|---------|
| #1    | 6-0  | 5-6   | 0-1-2 | 5-0  | 16-7-2  |
| #2    | 4-2  | 8-1   | 0-0   | 5-3  | 17-6    |
| #3    | 3-1  | 1-5   | 2-1   | 0-1  | 6-8     |
| #4    | 0-4  | 1-2   | 1-1   | 0-1  | 2-8     |
| Total | 13-7 | 15-14 | 3-3-2 | 10-5 | 41-29-2 |

## Won-Lost-Tied Records of Seeds

| Year  | #1     | #2   | #3  | #4  |
|-------|--------|------|-----|-----|
| 2001  | 0-2    | 2-0  | 1-1 | 1-1 |
| 2002  | 0-2-2  | 3-1  | 0-0 | 0-0 |
| 2003  | 2-0    | 1-1  | 0-2 | 1-1 |
| 2004  | 2-0    | 1-1  | 1-1 | 0-2 |
| 2005  | 3-0    | 0-1  | 0-0 | 0-0 |
| 2006  | 1-1    | 3-0  | 0-0 | 0-0 |
| 2007  | 3-0    | 0-1  | 0-1 | 0-1 |
| 2008  | 1-1    | 3-0  | 1-1 | 0-1 |
| 2009  | 3-0    | 1-1  | 2-1 | 0-1 |
| 2010  | 1-1    | 3-0  | 1-1 | 0-1 |
| Total | 16-7-2 | 17-6 | 6-8 | 2-8 |

## Annual Scoring Leaders

| Year | Player, School                   | Goals | Assists | Points |
|------|----------------------------------|-------|---------|--------|
| 2001 | Maria Rooth, Minn. Duluth        | 4     | 2       | 6      |
| 2002 | Kristy Zamora, Brown             | 3     | 0       | 3      |
| 2003 | Caroline Ouellette, Minn. Duluth | 2     | 2       | 4      |
|      | Julie Chu, Harvard               | 2     | 2       | 4      |
|      | Hanne Sikio, Minn. Duluth        | 3     | 1       | 4      |
| 2004 | Krissy Wendell, Minnesota        | 4     | 4       | 8      |
| 2005 | Natalie Darwitz, Minnesota       | 3     | 9       | 12     |
| 2006 | Bobbi Ross, Minnesota            | 4     | 0       | 4      |
| 2007 | Sara Bauer, Wisconsin            | 1     | 6       | 7      |
| 2008 | Haley Irwin, Minn. Duluth        | 1     | 5       | 6      |
| 2009 | Hilary Knight, Wisconsin         | 5     | 7       | 12     |
| 2010 | Emily West, Minnesota            | 3     | 2       | 5      |
|      | Emmanuelle Blais, Minn. Duluth   | 3     | 2       | 5      |

# NCAA Women’s Ice Hockey Championship Committee

## Chairs

### (CHRONOLOGICAL)

| Name                            | Affiliation         | Years   |
|---------------------------------|---------------------|---------|
| Carolyn Campbell-McGovern ..... | Ivy Group .....     | 2001-04 |
| Steve Metcalf .....             | New Hampshire ..... | 2005-06 |
| Zafir Bludevich .....           | St. Michael's.....  | 2007-08 |
| Jeffrey Schulman.....           | Vermont.....        | 2009-10 |
| *Chris Schneider.....           | Ohio St. ....       | 2011    |

\* Current chairperson

## Coaching Facts

### TOURNAMENT APPEARANCES

- 9—Shannon Miller, Minn. Duluth, 2001-02-03-05-06-07-08-09-10
- 8—Katey Stone, Harvard, 2001-03-04-05-06-07-08-10
- 6—Paul Flanagan, St. Lawrence, 2001-04-05-06-07-08
- 6—Michael Sisti, Mercyhurst, 2005-06-07-08-09-10
- 5—Laura Halldorson, Minnesota, 2002-03-04-05-06
- 5—Mark Hudak, Dartmouth, 2004-05-07-08-09
- 5—Mark Johnson, Wisconsin, 2005-06-07-08-09
- 5—Brian McCloskey, New Hampshire, 2006-07-08-09-10
- 3—Brad Frost, Minnesota, 2008-09-10
- 2—Judy Oberting, Dartmouth, 2001-03

### CONSECUTIVE TOURNAMENT APPEARANCES

- 6—Shannon Miller, Minn. Duluth, 2005-10
- 6—Michael Sisti, Mercyhurst, 2005-10
- 6—Katey Stone, Harvard, 2003-08
- 5—Laura Halldorson, Minnesota, 2002-06
- 5—Mark Johnson, Wisconsin, 2005-09
- 5—Brian McCloskey, New Hampshire, 2006-10
- 4—Paul Flanagan, St. Lawrence, 2004-07

### TOURNAMENT WINS

- 15—Shannon Miller, Minn. Duluth, 2001-10
- 11—Mark Johnson, Wisconsin, 2006-09
- 7—Laura Halldorson, Minnesota, 2002-06
- 6—Paul Flanagan, St. Lawrence, 2001-08
- 6—Katey Stone, Harvard, 2001-08

### TOURNAMENT WINNING PERCENTAGE

#### (Min. four games)

- .846—Mark Johnson, Wisconsin, 2005-09 (11-2)
- .789—Shannon Miller, Minn. Duluth, 2001-10 (15-4)
- .625—Laura Halldorson, Minnesota, 2001-06 (7-4-1)
- .500—Paul Flanagan, St. Lawrence, 2001-08 (6-6)
- .429—Katey Stone, Harvard, 2001-10 (6-8)

## Roster

### (ALPHABETICAL)

| Name                            | Affiliation             | Years            |
|---------------------------------|-------------------------|------------------|
| Jackie Barto .....              | Ohio St. ....           | 2001-05          |
| Zafir Bludevich .....           | St. Michael's.....      | 2005-08          |
| Carolyn Campbell-McGovern ..... | Ivy Group .....         | 2001-04          |
| Laura Halldorson.....           | Minnesota.....          | 2005-08          |
| *Nate Handrahan.....            | Robert Morris .....     | 2008-11          |
| Karen Kay.....                  | New Hampshire .....     | 2001-02          |
| *Megan McHugo .....             | Ivy Group .....         | 2011             |
| Steve Metcalf .....             | New Hampshire .....     | 2002-06          |
| *Shannon Miller.....            | Minn. Duluth .....      | 2001-04, 2010-11 |
| Frank O'Brien .....             | Wis.-Stevens Point..... | 2001             |
| Russell Reilly .....            | Middlebury .....        | 2001             |
| *Chris Schneider.....           | Ohio St. ....           | 2008-11          |
| Jeffrey Schulman.....           | Vermont.....            | 2007-10          |
| Katey Stone .....               | Harvard .....           | 2005-08          |
| Jeff Vizenor.....               | Minn. St. Mankato ..... | 2008-09          |

\*Current member.

### FROZEN FOUR APPEARANCES

- 7—Shannon Miller, Minn. Duluth, 2001-10
- 5—Laura Halldorson, Minnesota, 2002-06
- 5—Paul Flanagan, St. Lawrence, 2001-07
- 5—Katey Stone, Harvard, 2001-08
- 4—Mark Johnson, Wisconsin, 2006-09
- 2—Judy Oberting, Dartmouth, 2001-03
- 2—Mark Hudak, Dartmouth, 2004-05
- 2—Michael Sisti, Mercyhurst, 2009-10

### CONSECUTIVE FROZEN FOUR APPEARANCES

- 5—Laura Halldorson, Minnesota, 2002-06
- 4—Paul Flanagan, St. Lawrence, 2004-07
- 4—Mark Johnson, Wisconsin, 2006-09
- 4—Shannon Miller, Minn. Duluth, 2007-10
- 3—Shannon Miller, Minn. Duluth, 2001-03
- 3—Katey Stone, Harvard, 2003-05

### FROZEN FOUR WINS

- 11—Shannon Miller, Minn. Duluth, 2001-10 (11-2)
- 5—Laura Halldorson, Minnesota, 2002-06 (5-4-1)
- 7—Mark Johnson, Wisconsin, 2006-09 (7-1)
- 4—Katey Stone, Harvard, 2001-08 (4-5)
- 3—Paul Flanagan, St. Lawrence, 2001 (3-4)

### FROZEN FOUR WINNING PERCENTAGE

#### (Min. four games)

- .875—Mark Johnson, Wisconsin, 2006-09 (7-1)
- .846—Shannon Miller, Minn. Duluth, 2001-10 (11-2)
- .555—Laura Halldorson, Minnesota, 2002-06 (5-4-1)
- .444—Katey Stone, Harvard, 2001-08 (4-5)
- .428—Paul Flanagan, St. Lawrence, 2001-07 (3-4)

### NCAA CHAMPIONSHIPS

- 5—Shannon Miller, Minn. Duluth, 2001-02-03-08-10
- 3—Mark Johnson, Wisconsin, 2006-07-09
- 2—Laura Halldorson, Minnesota, 2004-05

## Team-By-Team Won-Lost-Tied Records

(Note: Third-place game discontinued after 2005. Since then, both teams defeated in the semifinals are awarded third place.)

### By Coach

#### (16 TEAMS)

| Coach (Alma Mater) Yrs. in Tourn.                                     | Yrs.     | W        | L         | Ti       | CH       | 2d       | 3d       | 4th      |
|---|----------|----------|-----------|----------|----------|----------|----------|----------|
| <b>BOSTON COLLEGE</b>   |          |          |           |          |          |          |          |          |
| Tom Mutch (Northeastern '92), 2007.....                               | 1        | 1        | 1         | 0        | 0        | 0        | 1        | 0        |
| Katie King (Brown '97), 2009.....                                     | 1        | 0        | 1         | 0        | 0        | 0        | 0        | 0        |
| <b>TOTAL</b>  | <b>2</b> | <b>1</b> | <b>2</b>  | <b>0</b> | <b>0</b> | <b>0</b> | <b>1</b> | <b>0</b> |
| <b>BOSTON U.</b>  |          |          |           |          |          |          |          |          |
| Brian Durocher (Boston U. '78) 2010.....                              | 0        | 0        | 1         | 0        | 0        | 0        | 0        | 0        |
| <b>TOTAL</b>  | <b>0</b> | <b>0</b> | <b>1</b>  | <b>0</b> | <b>0</b> | <b>0</b> | <b>0</b> | <b>0</b> |
| <b>BROWN</b>  |          |          |           |          |          |          |          |          |
| Digit Murphy (Cornell '93) 2002.....                                  | 1        | 1        | 1         | 0        | 0        | 1        | 0        | 0        |
| <b>TOTAL</b>  | <b>1</b> | <b>1</b> | <b>1</b>  | <b>0</b> | <b>0</b> | <b>1</b> | <b>0</b> | <b>0</b> |
| <b>CLARKSON</b>   |          |          |           |          |          |          |          |          |
| *Matt Desrosiers (St. Lawrence '01) 2010.....                         | 1        | 0        | 1         | 0        | 0        | 0        | 0        | 0        |
| *Shannon Desrosiers (St. Lawrence '03) 2010.....                      | 1        | 0        | 1         | 0        | 0        | 0        | 0        | 0        |
| <b>TOTAL</b>  | <b>1</b> | <b>0</b> | <b>1</b>  | <b>0</b> | <b>0</b> | <b>0</b> | <b>0</b> | <b>0</b> |
| <b>CORNELL</b>  |          |          |           |          |          |          |          |          |
| Doug Derrough (Cornell '91) 2010.....                                 | 1        | 2        | 1         | 0        | 0        | 1        | 0        | 0        |
| <b>TOTAL</b>  | <b>1</b> | <b>2</b> | <b>1</b>  | <b>0</b> | <b>0</b> | <b>1</b> | <b>0</b> | <b>0</b> |
| <b>DARTMOUTH</b>  |          |          |           |          |          |          |          |          |
| Judy Oberting (Dartmouth '91) 2001, 03.....                           | 2        | 1        | 3         | 0        | 0        | 0        | 1        | 1        |
| Mark Hudak (Army '89) 2004, 05, 07, 08, 09.....                       | 5        | 1        | 7         | 0        | 0        | 0        | 0        | 2        |
| <b>TOTAL</b>  | <b>7</b> | <b>2</b> | <b>10</b> | <b>0</b> | <b>0</b> | <b>0</b> | <b>1</b> | <b>3</b> |
| <b>HARVARD</b>  |          |          |           |          |          |          |          |          |
| Katey Stone (New Hampshire '89) 2001, 03, 04, 05, 06, 07, 08, 10..... | 8        | 6        | 8         | 0        | 0        | 3        | 2        | 0        |
| <b>TOTAL</b>  | <b>8</b> | <b>6</b> | <b>8</b>  | <b>0</b> | <b>0</b> | <b>3</b> | <b>2</b> | <b>0</b> |

#### MERCYHURST

|  |          |          |          |          |          |          |          |          |
|--|----------|----------|----------|----------|----------|----------|----------|----------|
| Michael Sisti (Canisius '90) 2005, 06, 07, 08, 09, 10..... | 6        | 3        | 6        | 0        | 0        | 1        | 1        | 0        |
| <b>TOTAL</b>   | <b>6</b> | <b>3</b> | <b>6</b> | <b>0</b> | <b>0</b> | <b>1</b> | <b>1</b> | <b>0</b> |

#### MINNESOTA

|  |          |          |          |          |          |          |          |          |
|--|----------|----------|----------|----------|----------|----------|----------|----------|
| Laura Halldorson (Princeton '85) 2002, 03, 04-CH, 05-CH, 06..... | 5        | 7        | 4        | 1        | 2        | 1        | 1        | 1        |
| Brad Frost (Bethel [MN], '96) 2008, 09, 10.....                  | 3        | 2        | 3        | 0        | 0        | 0        | 2        | 0        |
| <b>TOTAL</b>   | <b>8</b> | <b>9</b> | <b>7</b> | <b>1</b> | <b>2</b> | <b>1</b> | <b>3</b> | <b>1</b> |

#### MINN. DULUTH

|  |          |           |          |          |          |          |          |          |
|--|----------|-----------|----------|----------|----------|----------|----------|----------|
| Shannon Miller (Saskatchewan '85) 2001-CH, 02-CH, 03-CH, 05, 06, 07, 08-CH, 09, 10-CH..... | 9        | 15        | 4        | 0        | 5        | 1        | 1        | 0        |
| <b>TOTAL</b>   | <b>9</b> | <b>15</b> | <b>4</b> | <b>0</b> | <b>5</b> | <b>1</b> | <b>1</b> | <b>0</b> |

#### NEW HAMPSHIRE

|   |          |          |          |          |          |          |          |          |
|---|----------|----------|----------|----------|----------|----------|----------|----------|
| Brian McCloskey (Dartmouth '77) 2006, 07, 08, 09, 10..... | 5        | 2        | 5        | 0        | 0        | 0        | 2        | 0        |
| <b>TOTAL</b>  | <b>5</b> | <b>2</b> | <b>5</b> | <b>0</b> | <b>0</b> | <b>0</b> | <b>2</b> | <b>0</b> |

#### NIAGARA

|                                      |          |          |          |          |          |          |          |          |
|--------------------------------------|----------|----------|----------|----------|----------|----------|----------|----------|
| Margot Page (McMaster '87) 2002..... | 1        | 0        | 1        | 1        | 0        | 0        | 1        | 0        |
| <b>TOTAL</b>                         | <b>1</b> | <b>0</b> | <b>1</b> | <b>1</b> | <b>0</b> | <b>0</b> | <b>1</b> | <b>0</b> |

#### PRINCETON

|  |          |          |          |          |          |          |          |          |
|--|----------|----------|----------|----------|----------|----------|----------|----------|
| Jeff Kampersal (Princeton '92) 2006..... | 1        | 0        | 1        | 0        | 0        | 0        | 0        | 0        |
| <b>TOTAL</b>                             | <b>1</b> | <b>0</b> | <b>1</b> | <b>0</b> | <b>0</b> | <b>0</b> | <b>0</b> | <b>0</b> |

#### PROVIDENCE

|                                       |          |          |          |          |          |          |          |          |
|---------------------------------------|----------|----------|----------|----------|----------|----------|----------|----------|
| Bob Deraney (Boston U. '87) 2005..... | 1        | 0        | 1        | 0        | 0        | 0        | 0        | 0        |
| <b>TOTAL</b>                          | <b>1</b> | <b>0</b> | <b>1</b> | <b>0</b> | <b>0</b> | <b>0</b> | <b>0</b> | <b>0</b> |

#### ST. LAWRENCE

|  |          |          |          |          |          |          |          |          |
|--|----------|----------|----------|----------|----------|----------|----------|----------|
| Paul Flanagan (St. Lawrence '85) 2001, 04, 05, 06, 07, 08..... | 6        | 6        | 6        | 0        | 0        | 1        | 4        | 0        |
| Chris Wells (St. Lawrence '92) 2009.....                       | 1        | 0        | 1        | 0        | 0        | 0        | 0        | 0        |
| <b>TOTAL</b>   | <b>7</b> | <b>6</b> | <b>7</b> | <b>0</b> | <b>0</b> | <b>1</b> | <b>4</b> | <b>0</b> |

#### WISCONSIN

|   |          |           |          |          |          |          |          |          |
|---|----------|-----------|----------|----------|----------|----------|----------|----------|
| Mark Johnson (Wisconsin '94) 2005, 06-CH, 07-CH, 08, 09-CH..... | 5        | 11        | 2        | 0        | 3        | 1        | 0        | 0        |
| <b>TOTAL</b>  | <b>5</b> | <b>11</b> | <b>2</b> | <b>0</b> | <b>3</b> | <b>1</b> | <b>0</b> | <b>0</b> |

CH—NCAA championships.

\*Co-head coaches.

## All-Time Coaches

#### (21 COACHES)

##### Coach (Alma Mater) School, Years in Tournament

| Coach (Alma Mater) School, Years in Tournament  | Yrs. | Won | Lost | Tied | Pct. | CH | FF |
|---|------|-----|------|------|------|----|----|
| Bob Deraney (Boston U. '87) Providence 2005.....  | 1    | 0   | 1    | 0    | .000 | 0  | 0  |
| Matt Desrosiers (St. Lawrence '01) Clarkson 2010.....   | 1    | 0   | 1    | 0    | .000 | 0  | 0  |
| Shannon Desrosiers (St. Lawrence '03) Clarkson 2010.....  | 1    | 0   | 1    | 0    | .000 | 0  | 0  |
| Doug Derrough (Cornell '91) Cornell 2010.....   | 1    | 2   | 1    | 0    | .667 | 0  | 1  |
| Brian Durocher (Boston U. '78) Boston U. 2010.....  | 1    | 0   | 1    | 0    | .000 | 0  | 0  |
| Paul Flanagan (St. Lawrence '85) St. Lawrence 2001, 04, 05, 06, 07, 08.....                             | 6    | 6   | 6    | 0    | .500 | 0  | 5  |
| Brad Frost (Bethel [MN] '96) Minnesota 2008, 09, 10.....  | 3    | 2   | 3    | 0    | .400 | 0  | 2  |
| Laura Halldorson (Princeton '85) Minnesota 2002, 03, 04-CH, 05-CH, 06.....                              | 5    | 7   | 4    | 1    | .625 | 2  | 5  |
| Mark Hudak (Army '89) Dartmouth 2004, 05, 07, 08, 09.....   | 5    | 1   | 7    | 0    | .125 | 0  | 2  |
| Mark Johnson (Wisconsin '94) Wisconsin 2005, 06-CH, 07-CH, 08, 09-CH.....                               | 5    | 11  | 2    | 0    | .846 | 3  | 4  |
| Jeff Kampersal (Princeton '92) Princeton 2006.....  | 1    | 0   | 1    | 0    | .000 | 0  | 0  |
| Katie King (Brown '97) Boston College 2009.....   | 1    | 0   | 1    | 0    | .000 | 0  | 0  |
| Brian McCloskey (Dartmouth '77) New Hampshire 2006, 07, 08, 09, 10.....                                 | 5    | 2   | 5    | 0    | .286 | 0  | 2  |
| Shannon Miller (Saskatchewan '85) Minn. Duluth 2001-CH, 02-CH, 03-CH, 05, 06, 07, 08-CH, 09, 10-CH..... | 9    | 15  | 4    | 0    | .789 | 5  | 7  |
| Digit Murphy (Cornell '93) Brown 2002.....  | 1    | 1   | 1    | 0    | .500 | 0  | 1  |
| Tom Mutch (Northeastern '92) Boston College 2007.....   | 1    | 1   | 1    | 0    | .500 | 0  | 1  |
| Judy Oberting (Dartmouth '91) Dartmouth 2001, 03.....   | 2    | 1   | 3    | 0    | .250 | 0  | 2  |
| Margot Page (McMaster '87) Niagara 2002.....  | 1    | 0   | 1    | 1    | .250 | 0  | 1  |
| Michael Sisti (Canisius '90) Mercyhurst 2005, 06, 07, 08, 09, 10.....                                   | 6    | 3   | 6    | 0    | .333 | 0  | 2  |
| Katey Stone (New Hampshire '89) Harvard 2001, 03, 04, 05, 06, 07, 08, 10.....                           | 8    | 6   | 8    | 0    | .429 | 0  | 5  |
| Chris Wells (St. Lawrence '92) St. Lawrence 2009.....   | 1    | 0   | 1    | 0    | .000 | 0  | 0  |

CH—NCAA championships; FF—Frozen Four appearances.



**2001 CHAMPIONSHIP GAME, March 25 at Minneapolis****MINN. DULUTH 4, ST. LAWRENCE 2**

**2001 Minn. Duluth** — Team members: Tuula Puputti, Jenny Hempel, Leah Wrazidlo, Erika Holst, Joanne Eustace, Hanne Sikio, Kellie Frick, Navada Russell, Brittny Ralph, Tricia Guest, Laurie Alexander, Sheena Podovinnikoff, Michelle McAteer, Sanna Peura, Shannon Mikel, Maria Rooth, Jessi Flink, Jenni Venho, Satu Kiipeli, Riana Burke, Jessica Smith, Pamela Pachal. Head Coach: Shannon Miller. Assistant Coaches: Stacy Wilson, Shawna Davidson, Manon Rheame. Athletic Trainer: Deanna Skandel. Equipment Manager: Rick Menz. Sports Information: Ira Turunen.

|                     |          |          |          |          |          |
|---------------------|----------|----------|----------|----------|----------|
| <b>St. Lawrence</b> | <b>1</b> | <b>0</b> | <b>1</b> | <b>—</b> | <b>2</b> |
| <b>Minn. Duluth</b> | <b>1</b> | <b>2</b> | <b>1</b> | <b>—</b> | <b>4</b> |

**First Period:** ST — Amanda Sargeant (Jessica Wilson, Shannon Smith), 11:22 (pp); MD — Jennifer Hempel (Navada Russell), 17:40. **Penalties:** MD — Hempel (high-sticking), 11:03; ST — Colleen Coakley (holding), 15:13.

**Second Period:** MD — Maria Rooth (Russell), 5:36; MD — Hanne Sikio (Sanna Peura), 16:05. **Penalties:** ST — Gina Kingsbury (holding), 7:31; MD — Brittny Ralph (hooking), 8:35; ST — Isabelle Chartrand (body checking), 9:29.

**Third Period:** MD — Laurie Alexander (Rooth), 5:22. ST — Chartrand (Kingsbury), 19:06 (pp). **Penalties:** MD — Bench (delay of game), :00; MD — Russell (interference), 18:30.

**Shots on goal:** St. Lawrence 12-2-17 — 31; Minn. Duluth 15-13-8 — 36. **Saves:** St. Lawrence (Rachel Barrie) 32; Minn. Duluth (Tuula Puputti) 30. **Total Penalties:** St. Lawrence 3 for 6 minutes; Minn. Duluth 4 for 8 minutes. **Power plays:** St. Lawrence 2 for 3; Minn. Duluth 0 for 3. **Officials:** Referee — Eric Schmakel. Assistant Referees — Pat Silva, Julie Piacentini. **Attendance** — 3,079.

**2002 CHAMPIONSHIP GAME, March 24 at Durham, New Hampshire****MINN. DULUTH 3, BROWN 2**

|                     |          |          |          |          |          |
|---------------------|----------|----------|----------|----------|----------|
| <b>Brown</b>        | <b>1</b> | <b>1</b> | <b>0</b> | <b>—</b> | <b>2</b> |
| <b>Minn. Duluth</b> | <b>1</b> | <b>1</b> | <b>1</b> | <b>—</b> | <b>3</b> |

**First Period:** B — Kristy Zamora (Jessica Link), 11:26; MD — Kristina Petrovskaja (Tricia Guest), 13:11. **Penalties:** MD — Petrovskaja (interference), 6:23; B — Marguerite McDonald (charging), 8:24; MD — Jenny Hempel (high-sticking), 15:10; B — Mandy McCurdy (body checking), 17:31.

**Second Period:** MD — Erika Holst (Laurie Alexander), 11:09; B — Zamora (Kerry Nugent, Link), 13:59. **Penalties:** B — Cassie Turner (roughing), :48; MD — Joanne Eustace (obstruction-interference), 12:19; B — Meredith Ostrander (cross-checking), 13:23.

**Third Period:** MD — Guest (unassisted), 15:04. **Penalties:** MD — Alexander (holding), 6:54.

**Shots on goal:** Brown 8-11-16 — 35; Minn. Duluth 14-10-7 — 31. **Saves:** Brown (Pam Dreyer) 28; Minn. Duluth (Patricia Soutter) 33. **Total Penalties:** Brown 4 for 8 minutes; Minn. Duluth 4 for 8 minutes. **Power plays:** Brown 0 for 4; Minn. Duluth 0 for 4. **Officials:** Referee — Bob Ritchie; Assistant Referees — Lisa Schlatter, Kelli O'Brian. **Attendance:** 3,102.

**2002 Minn. Duluth** — Front row (left to right): Patricia Sautter, Jessi Flink, Jenny Hempel, Maria Rooth, Tuula Puputti, Navada Russell, Shannon Mikel, Michelle McAteer, Maghan Grahn. Middle row: Women's Hockey Sports Information Director Ira Turunen, Athletic Trainer Deanna Peterson, Equipment Manager Rick Menz, Satu Kiipeli, Erika Holst, Laurie Alexander, Hanne Sikio, Julianne Vasichuk, Jessica Smith, Tricia Guest, Assistant Coach Shawna Davidson, Assistant Coach Stacy Wilson, Head Coach Shannon Miller. Back row: Nora Tallus, Julie Fearing, Meghan Stotts, Joanne Eustace, Larissa Luther, Leah Kasper, Kristina Petrovskaja, Heather Tudahl.

**2003 CHAMPIONSHIP GAME, March 23 at Duluth, Minnesota****MINN. DULUTH 4, HARVARD 3 (2 OT)**

|              |   |   |   |   |   |   |   |
|--------------|---|---|---|---|---|---|---|
| Harvard      | 0 | 3 | 0 | 0 | 0 | — | 3 |
| Minn. Duluth | 2 | 1 | 0 | 0 | 1 | — | 4 |

**First Period:** MD — Caroline Ouellette (Jenny Potter), 5:17; MD — Hanne Sikio (unassisted), 12:30. **Penalties:** MD — Julianne Vasichuk (body checking), 2:08; H — Angela Ruggiero (obstruction-interference), 3:11.


**Second Period:** H — Jennifer Botterill (unassisted), :21; H — Lauren McAuliffe (Nicole Corriero, Jamie Hagerman), :44; H — Corriero (Hagerman, Ashley Banfield), 14:46; MD — Sikio (Joanne Eustace), 17:34. **Penalties:** H — Ruggiero (roughing), 1:47; MD — Nora Tallus (roughing), 1:47; H — McAuliffe (delay of game), 2:33; MD — Tallus (obstruction-interference), 12:45; H — Hagerman (tripping), 16:17; MD — Tallus (roughing), 17:03; H — Julie Chu (roughing), 18:07; MD — Tricia Guest (roughing), 18:07.

**Third Period:** No scoring. **Penalties:** MD — Larissa Luther (cross-checking), 1:53; H — Ruggiero (holding), 4:54; MD — Tallus (boarding), 5:55; H — Ruggiero (interference), 15:05; H — Ruggiero (misconduct), 15:05; MD — Vasichuk (holding), 15:17.

**First Overtime:** No Scoring. **Penalties:** None.

**Second Overtime:** MD — Tallus (Erika Holst, Eustace), 4:19. **Penalties:** None.

**Shots on goal:** Harvard 5-11-12-14-2 — 44; Minn. Duluth 5-13-10-10-3 — 41. **Saves:** Harvard (Jessica Ruddock) 37; Minn. Duluth (Patricia Sautter) 41. **Total Penalties:** Harvard 8 for 24 minutes; Minn. Duluth 8 for 16 minutes. **Power plays:** Harvard 0 for 6; Minn. Duluth 0 for 5. **Officials:** Referee — Brad Shepherd; Assistant Referees — Danyel Howard, Pat Silva. **Attendance:** 5,167.



**2003 Minn. Duluth** — Front row (left to right): Lisa Hagen, Joanne Eustace, Nevada Russell, Maria Rooth, Patricia Sautter, Hanne Sikio, Erika Holst, Michelle McAteer, Jenny Hempel, Shannon Kasperek. Middle row: Women's Hockey Sports Information Director Ira Turunen, Athletic Trainer Deanna Peterson, Equipment Manager Rick Menz, Larissa Luther, Satu Kiipeli, Caroline Ouellette, Julianne Vasichuk, Tricia Guest, Bethany Petersen, Julie Fearing, Assistant Coach Shawna Davidson, Assistant Coach Stacy Wilson, Head Coach Shannon Miller. Back row: Nora Tallus, Krista McArthur, Amelia Hradsky, Meghan Stotts, Leah Kasper, Kristina Petrovskaja, Jenny Potter.

**2004 CHAMPIONSHIP GAME, March 28 at Providence, Rhode Island****MINNESOTA 6, HARVARD 2**

|           |   |   |   |   |   |
|-----------|---|---|---|---|---|
| Harvard   | 1 | 1 | 0 | — | 2 |
| Minnesota | 0 | 2 | 4 | — | 6 |

**First Period:** H — Katherine Sweet (Caitlin Cahow, Katie Johnston), 12:48. **Penalties:** H — Lindsay Weaver (tripping), 4:27; M — Allie Sanchez (obstruction-holding), 10:45; H — Weaver (high-sticking), 13:40.

**Second Period:** M — Natalie Darwitz (Kelly Stephens, Krissy Wendell), 4:51; H — Nicole Corriero (Angela Ruggiero), 12:21; M — Andrea Nichols (La Toya Clarke), 17:49. **Penalties:** M — Stephens (obstruction-interference), 11:17; H — Weaver (checking), 14:26; M — Sanchez (high-sticking), 14:26; M — Stephens (checking), 15:05.

**Third Period:** M — Darwitz (Wendell), :09; M — Stephens (Darwitz, Wendell), :41; M — Wendell (Stephens), 6:54; M — Darwitz (Ashley Albrecht), 12:59. **Penalties:** M — Melissa Coulombe (tripping), 1:56; H — Julie Chu (hooking), 7:44; M — Wendell (tripping), 10:11.

**Shots on goal:** Harvard 7-12-14 — 33; Minnesota 13-16-11 — 40. **Saves:** Harvard (Ali Boe) 34; Minnesota (Jody Horak) 31. **Total Penalties:** Harvard 4 for 8 minutes; Minnesota 6 for 12 minutes. **Power plays:** Harvard 1 for 5; Minnesota 0 for 3. **Officials:** Referee — Kevin Keenan; Assistant Referees — Ray Doocy, Ron Storey. **Attendance:** 3,522.



**2004 Minnesota** — Front row (left to right): Jody Horak, Goalie Coach Jeff Moen, Assistant Coach Joel Johnson, La Toya Clarke, Kelsey Bills, Head Coach Laura Halldorson, Assistant Coach Brad Frost, Brenda Reinen. Middle row: Athletic Trainer Amy Hamilton, Natalie Darwitz, Ashley Albrecht, Kelly Stephens, Chelsey Brodt, Melissa Coulombe, Becky Wacker, Stacy Troumbly, Andrea Nichols, Equipment Manager Bonnie Olein. Back row: Lyndsay Wall, Jerilyn Glenn, Krista Johnson, Allie Sanchez, Noelle Sutton, Krissy Wendell, Danielle Ashley, Maggie Souba.



2005 CHAMPIONSHIP GAME, March 27 at Durham, New Hampshire

MINNESOTA 4, HARVARD 3



**2005 Minnesota** — Front row (left to right): Jody Horak, Assistant Coach Charlie Burggraf, Volunteer Assistant Coach Jeff Moen, Kelly Stephens, Krissy Wendell, Head Coach Laura Halldorson, Assistant Coach Brad Frost, Brenda Reinen. Middle row: Athletic Trainer Amy Hamilton, Natalie Darwitz, Jenelle Philipczyk, Chelsey Brodt, Ashley Albrecht, Maggie Souba, Whitney Graft, Becky Wacker, Stacy Troumbly, Andrea Nichols, Natalie Lammé, Equipment Manager Bonnie Olein. Back row: Liz Palkie, Lyndsay Wall, Noelle Sutton, Anya Miller, Allie Sanchez, Krista Johnson, Erica McKenzie, Bobbi Ross.

|           |   |   |   |   |   |
|-----------|---|---|---|---|---|
| Harvard   | 0 | 2 | 1 | — | 3 |
| Minnesota | 1 | 2 | 1 | — | 4 |

**First Period:** M — Krissy Wendell (Natalie Darwitz), 17:24. **Penalties:** M — Bobbi Ross (interference), 4:23; M — Ross (checking), 6:37; H — Jennifer Skinner (interference), 7:43.

**Second Period:** H — Jennifer Sifers (Carrie Schroyer), :46; M — Lyndsay Wall (Darwitz, Kelly Stephens), 7:58; H — Sarah Vaillancourt (Nicole Corriero, Julie Chu), 10:33; M — Ashley Albrecht (Wendell, Darwitz), 18:02. **Penalties:** H — Lindsay Weaver (high-sticking), 6:18; H — Weaver (high-sticking), 8:29; M — Darwitz (high-sticking), 9:29.

**Third Period:** H — Caitlin Cahow (Chu, Vaillancourt), 13:54; M — Darwitz (Stephens), 18:52. **Penalties:** M — Chelsey Brodt (checking), :57; M — Wendell (checking), 12:28.

**Shots on goal:** Harvard 9-12-5 — 26; Minnesota 6-14-4 — 24. **Saves:** Harvard (Ali Boe) 20; Minnesota (Jody Horak) 23. **Total Penalties:** Harvard 3 for 6 minutes; Minnesota 5 for 10 minutes. **Power plays:** Harvard 2 for 5; Minnesota 1 for 3. **Officials:** Referee — Ed Boyle; Assistant Referees — Pat Silva, Kelli O'Brian. **Attendance:** 2,056.

2006 CHAMPIONSHIP GAME, March 26 at Minneapolis

WISCONSIN 3, MINNESOTA 0



**2006 Wisconsin** — Front row (left to right): Meghan Horras, Nikki Burish, Cyndy Kenyon, Jessie Vetter, Sharon Cole, Phoebe Monteleone, Sara Bauer, Meaghan Mikkelsen. Middle row: Erika Lawler, Mikka Nordby, Rachel Bible, Heidi Kletzien, Angie Keseley, Grace Hutchins, Alycia Matthews, Bobbi-Jo Slusar, Emily Morris. Back row: Christine Dufour, Tia Hanson, Jinelle Zaugg, Kristen Witting, Kayla Hagen.

|           |   |   |   |   |   |
|-----------|---|---|---|---|---|
| Minnesota | 0 | 0 | 0 | — | 0 |
| Wisconsin | 2 | 1 | 0 | — | 3 |

**First Period:** W — Jinelle Zaugg (Cyndy Kenyon, Bobbi-Jo Slusar), 9:56 (pp); W — Grace Hutchins (Nikki Burish), 10:26. **Penalties:** W — Burish (interference), 5:17; M — Anya Miller (holding), 9:17; W — Burish (hooking), 12:26; M — Bobbi Ross (interference), 16:37.

**Second Period:** W — Zaugg (Sara Bauer, Kenyon), 9:08 (pp). **Penalties:** W — Emily Morris (tripping), 1:04; M — Miller (holding), 2:09; M — Liz Palkie (hooking), 7:23; W — Angie Keseley (hooking), 9:13; M — Andrea Nichols (goaltender interference), 16:21; W — Meaghan Mikkelsen (roughing), 16:21.

**Third Period:** No scoring. **Penalties:** W — Hanson (hooking), 6:53.

**Shots on goal:** Minnesota 10-7-14 — 31; Wisconsin 10-5-4 — 19. **Saves:** Minnesota (Brittany Chartier) 16; Wisconsin (Jessie Vetter) 31. **Total Penalties:** Minnesota 5 for 10 minutes; Wisconsin 6 for 12 minutes. **Power plays:** Minnesota 0 for 5; Wisconsin 2 for 4. **Officials:** Referee — Jay Mendel; Assistant Referees — Tina Simonson, Pat Silva. **Attendance:** 4,701.

**2007 CHAMPIONSHIP GAME, March 18 at Lake Placid, New York****WISCONSIN 4, MINN. DULUTH 1**

|              |   |   |   |   |   |
|--------------|---|---|---|---|---|
| Minn. Duluth | 0 | 1 | 0 | — | 1 |
| Wisconsin    | 1 | 3 | 0 | — | 4 |

**First Period:** W — Jinelle Zaugg (Sara Bauer), 9:00 (pp). **Penalties:** MD — Tawni Mattila (body-checking), 7:02; W — Meaghan Mikkelsen (body-checking), 12:44.

**Second Period:** W — Erika Lawler (Meghan Duggan, Bauer), 7:24; W — Bauer (Mikkelsen), 11:56; MD — Emmanuelle Blais (Noemie Marin, Jill Sales), 14:23 (pp); W — Jasmine Giles (Lawler), 14:33. **Penalties:** W — Angie Keseley (interference), 3:50; MD — Bench (Too many players), 8:02; W — Kyla Sanders (interference), 13:27; MD — Jessica Koizumi (interference), 15:06; MD — Marin (diving), 16:31; W — Emily Morris (hooking), 16:31.

**Third Period:** **Penalties:** W — Keseley (hooking), 1:28.

**Shots on goal:** Minn. Duluth 6-8-4 — 18; Wisconsin 8-12-4 — 24. **Saves:** Minn. Duluth (Kim Martin) 20; Wisconsin (Jessie Vetter) 17. **Total Penalties:** Minn. Duluth 4 for 8 minutes; Wisconsin 5 for 10 minutes. **Power plays:** Minn. Duluth 1 for 4; Wisconsin 1 for 3. **Officials:** Referee — Dan Lick; Assistant Referees — Larry Legault, Todd Aldous. **Attendance:** 3,355.



**2007 Wisconsin** — Front row (left to right): Jessie Vetter, Kristen Witting, Heidi Kletzien, Bobbi-Jo Slusar, Christine Dufour, Sara Bauer, Phoebe Monteleone, Meaghan Mikkelsen, Alannah McCready. Middle row: Undergraduate Assistant Carla MacLeod, Undergraduate Assistant Sharon Cole, Undergraduate Assistant Molly Engstrom, Emily Morris, Angie Keseley, Jasmine Giles, Mikka Nordby, Jinelle Zaugg, Meghan Duggan, Alycia Matthews, Ally Strickler, Rachel Bible, Head Coach Mark Johnson, Assistant Coach Tracey Cornell, Goalie Coach Jeff Sanger. Back row: Manager Katlyn Arnett, Sports Information Director Adam Augustine, Equipment Manager Paul Hickman, Tia Hanson, Maria Evans, Kayla Hagen, Kyla Sanders, Emily Kranz, Erika Lawler, Strength Coach Jim Snider, Athletic Trainer Jen Pepoy, Assistant Coach Dan Koch.

**2008 CHAMPIONSHIP GAME, March 22 at Duluth, Minnesota****MINN. DULUTH 4, WISCONSIN 0**

|              |   |   |   |   |   |
|--------------|---|---|---|---|---|
| Wisconsin    | 0 | 0 | 0 | — | 0 |
| Minn. Duluth | 1 | 2 | 1 | — | 4 |

**First Period:** MD — Haley Irwin (Sara O'Toole, Jocelyne Larocque), 19:22. **Penalties:** W — Rachel Bible (tripping), 00:46; MD — Emmanuelle Blais (boarding), 2:16; MD — Laura Fridfinnson (hooking), 5:42; W — Bible (tripping), 8:37; MD — Team (too many players on ice), 17:07.

**Second Period:** MD — Blais (Fridfinnson, Jaime Rasmussen), 11:48 (pp); MD — O'Toole (unassisted), 18:24 (sh). **Penalties:** W — Meghan Duggan (hooking), 6:15; W — Kyla Sanders (slashing), 10:51; MD — Myriam Trepanier (high sticking), 13:07; MD — Elin Holmlov (interference), 17:25; MD — O'Toole (hooking), 19:26; W — Hilary Knight (charging), 19:57.

**Third Period:** MD — Karine Demeule (Tawni Mattila, Myriam Trepanier), 17:15 (en). **Penalties:** MD — Heidi Peltari (tripping), 4:39; W — Duggan (interference), 5:21; W — Jasmine Giles (cross-checking), 5:57; MD — Trepanier (diving), 5:57; MD — Sarah Murray (interference), 6:56; MD — Mattila (holding), 13:30; MD — Karine Demeule (elbowing), 18:49.

**Shots on goal:** Wisconsin 11-10-7 — 28; Minn. Duluth 6-12-6 — 24. **Saves:** Wisconsin (Jessie Vetter) 20; Minn. Duluth (Kim Martin) 28. **Total Penalties:** Wisconsin 7 for 14 minutes; Minn. Duluth 11 for 22 minutes. **Power plays:** Wisconsin 0 for 10; Minn. Duluth 1 for 6. **Officials:** Referee — Scott Leavitt; Assistant Referees — Ray Doocy, Ron Storey. **Attendance:** 4,031.



**2008 Minn. Duluth** — Front row (left to right): Johanna Ellison, Kim Martin. Second row: athletic trainer Brad Kern, Administrative Assistant Jill Sales, Emmanuelle Blais, Karine Demeule, Sara O'Toole. Third row: Myriam Trepanier, Heidi Peltari, Erin Olson, Jocelyne Larocque, Saara Tuominen, Jessica Hawkins, Head Coach Shannon Miller. Fourth row: Elin Holmlov, Tawni Mattila, Jaime Rasmussen, Amie Meyer, Sara Murray. Back row: Chancellor Dr. Kathryn Martin, Goaltender Coach Robb Stauber, Equipment Manager Rick Menz, Assistant Coach Caroline Ouellette, Equipment Manager Andy Rannels, Sports Information Director Kelly Grgas, Strength Coach Justin May, Haley Irwin, Tara Gray, Libby Guzzo, Samantha Hough, Athletic Director Bob Nielson, Laura Fridfinnson, Assistant Coach Julie Chu, Iya Gavrilova, Athletic Trainer Amy Miller.



**2009 CHAMPIONSHIP GAME, March 22 at Boston****WISCONSIN 5, MERCYHURST 0**

|                   |          |          |          |          |          |
|-------------------|----------|----------|----------|----------|----------|
| <b>Mercyhurst</b> | <b>0</b> | <b>0</b> | <b>0</b> | <b>—</b> | <b>0</b> |
| <b>Wisconsin</b>  | <b>0</b> | <b>3</b> | <b>2</b> | <b>—</b> | <b>5</b> |

**First Period: Penalties:** W — Brooke Ammerman (hooking), 5:33; M — Cassea Schols (checking), 18:44.

**Second Period:** W — Ammerman (Angie Keseley), 5:28; W — Meghan Duggan (Alycia Matthews, Erika Lawler), 8:48 (pp); W — Keseley (Lawler, Hilary Knight), 10:38. **Penalties:** M — Melissa Lacroix (tripping), :41; W — Olivia Jakiel (interference), 2:46; W — Knight (hooking), 6:25; M — Jesse Scanzano (hooking), 7:30; M — Kelley Steadman (roughing), 14:50; W — Mallory Deluce (roughing), 14:50; M — Schols (hooking), 15:33.

**Third Period:** W — Malee Windmeier (Jasmine Giles, Duggan), 3:26; W — Knight (Lawler, Keseley), 5:38. **Penalties:** W — Carolyne Prevost (tripping), 7:01; W — Rachel Bible (checking), 12:00; W — Bible (misconduct), 12:00; M — Bailey Bram (slashing), 12:19; W — Windmeier (hooking), 16:49; W — Matthews (hooking), 18:57.

**Shots on goal:** Mercyhurst 9-10-18 — 37; Wisconsin 7-16-9 — 32. **Saves:** Mercyhurst (Hilary Pattenden) 27; Wisconsin (Jessie Vetter) 37. **Total Penalties:** Mercyhurst 6 for 12 minutes; Wisconsin 9 for 26 minutes. **Power plays:** Mercyhurst 0 for 7; Wisconsin 1 for 5. **Officials:** Referees — Dean Gilbert, Derek Zuckerman; Assistant Referees — Todd Aldous, Larry Legault. **Attendance:** 2,437.

**2009 Wisconsin** — Front row (left to right): Alycia Matthews, Jessie Vetter, Angie Keseley. Second row: Carla Pentimone, Jasmine Giles, Erika Lawler, Kayla Hagen. Third row: Kelly Nash, Kyla Sanders, Emily Kranz, Malee Windmeier, Alannah McCready, Rachel Bible, Meghan Duggan. Fourth row: Olivia Jakiel, Maria Evans, Anne Dronen, Hilary Knight, Carolyne Prevost, Brittany Haverstock, Brooke Ammerman, Mallory Deluce, Nikki Kaasa, Assistant Coach Tracey Cornell, Student Manager Phoebe Turner. Back row: Team Doctor Alison Brooks, Student Manager Kate Borman, Team Trainer Jen Pepoy, Assistant Coach Dan Koch, Volunteer Video Assistant Adam Augustine, Volunteer Assistant Coach Mark Greenhalgh, Sports Information Director Jacqueline Boscacci, Director of Operations Paul Hickman, Mascot Bucky the Badger, Associate Athletic Director Sean Frazier, Head Coach Mark Johnson, Athletic Director Barry Alvarez.

**2010 CHAMPIONSHIP GAME, March 21 at Minneapolis****MINN. DULUTH 3, CORNELL 2 (3 OT)**

|                     |          |          |          |          |          |          |          |          |
|---------------------|----------|----------|----------|----------|----------|----------|----------|----------|
| <b>Cornell</b>      | <b>0</b> | <b>1</b> | <b>1</b> | <b>0</b> | <b>0</b> | <b>0</b> | <b>—</b> | <b>2</b> |
| <b>Minn. Duluth</b> | <b>0</b> | <b>0</b> | <b>2</b> | <b>0</b> | <b>0</b> | <b>0</b> | <b>1</b> | <b>3</b> |

**First Period: Penalties:** MD — Tara Gray (checking), 3:13; C — Karlee Overguard (tripping), 16:33.

**Second Period:** C — Melanie Jue (Lauriane Rougeau, Laura Fortino), 13:44 (pp). **Penalties:** MD — Vanessa Thibault (cth roughing), 1:22; C — Rougeau (tripping), 1:39; MD — Laura Fridfinnson (hooking), 2:35; C — Amanda Young (hooking), 7:04; MD — Jessica Wong (cross-checking), 11:23; MD — Jocelyne Larocque (cross-checking), 12:48; C — Kendice Ogilvie (checking), 19:11.

**Third Period:** MD — Emmanuelle Blais (Saara Tuominen, Jaime Rasmussen), :18 (pp); MD — Rasmussen (Tuominen, Audrey Cournoyer), 14:42 (pp); C — Jue (Fortino, Overguard), 16:30. **Penalties:** C — Jue (checking), 6:16; C — Laura Danforth (rth roughing), 13:59; C — Danforth (hooking), 16:42.

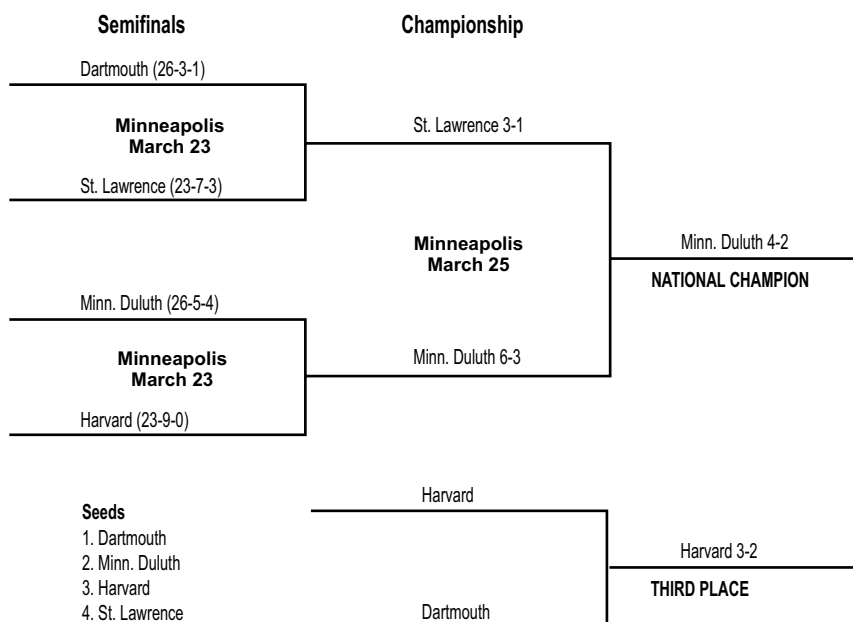
**First Overtime: Penalties:** MD — Rasmussen (checking), 5:25; C — Chelsea Karpenko (cth elbowing), 6:02.

**Third Overtime:** MD — Wong (Gray, Mariia Posa), 19:26. **Penalties:** C — Rougeau (tripping), 17:20.

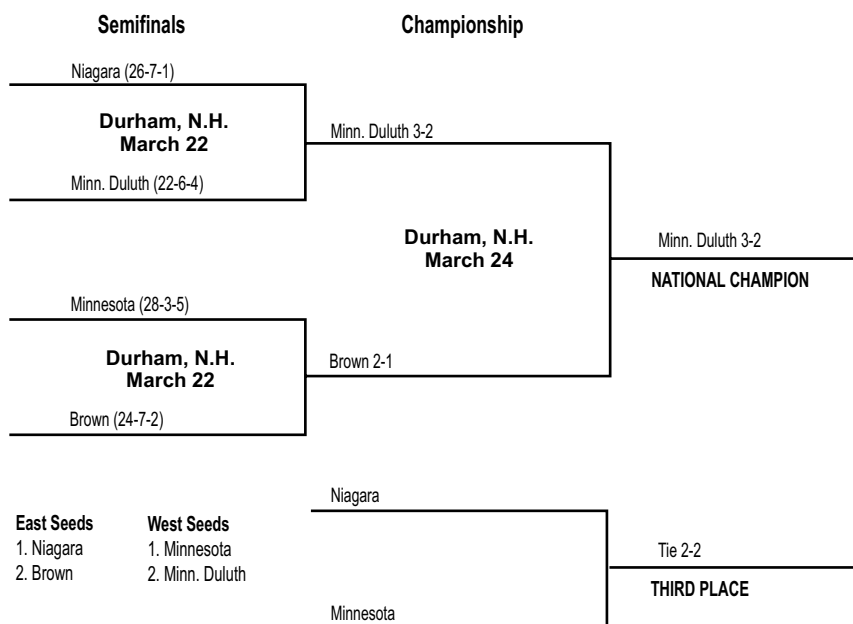
**Shots on goal:** Cornell 11-11-8-11-4-6 — 51; Minn. Duluth 9-8-11-12-10-14 — 64. **Saves:** Cornell (Amanda Mazzotta) 61; Minn. Duluth (Jennifer Harss) 49. **Total Penalties:** Cornell 9 for 18 minutes; Minn. Duluth 6 for 12 minutes. **Power plays:** Cornell 1 for 6; Minn. Duluth 2 for 8. **Officials:** Referees — Derek Zuckerman, Dan Lick; Assistant Referees — Alicia Hanrahan, Kristine Langley. **Attendance:** 1,473.

**2010 Minn. Duluth** — Front row (left to right): Lana Steck, Jennifer Harss, Laura Fridfinnson. Second row: Vanessa Thibault, Tara Gray, Saara Tuominen, Emmanuelle Blais, Jaime Rasmussen. Third row: Jessica Wong, Katie Gilderman, Jocelyne Larocque, Sarah Murray. Fourth row: Director of Hockey Operations Jennifer Banford, Amy Gilbertson, Mariia Posa, Stephanie Lenz, Audrey Cournoyer, Kacy Ambroz, Katie Wilson, Kirsti Hakala, Assistant Coach Michelle McAteer, Equipment Manager Julianne Vasichuk. Back row: Head Coach Shannon Miller, Libby Guzzo, Video Assistant Myriam Trepanier, Sports Information Director Kelly Grgas-Wheeler, Gina Dodge, Katherine Martin, Assistant Coach Laura Schuler, Goalkeeper Coach Brant Nicklin.

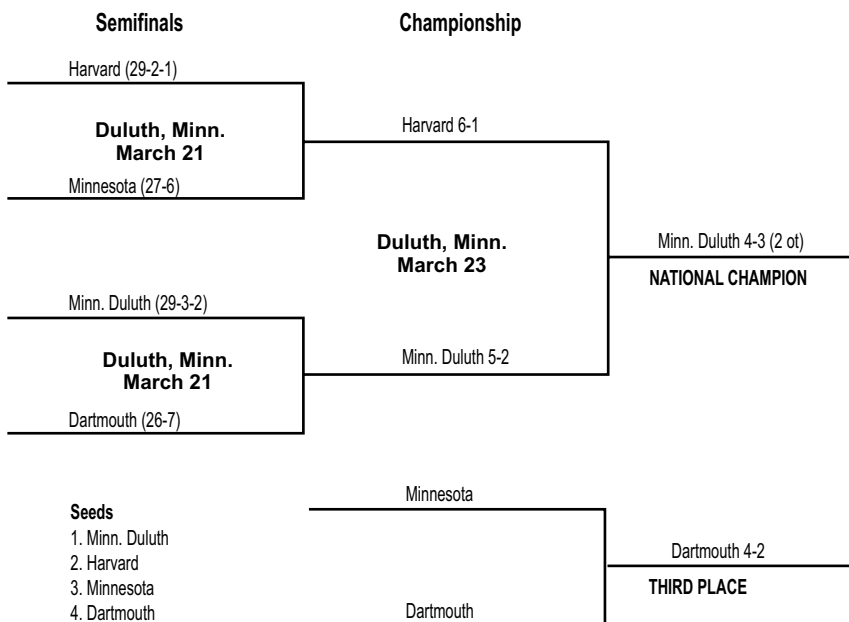
## 2001 Women's National Collegiate Championship Bracket



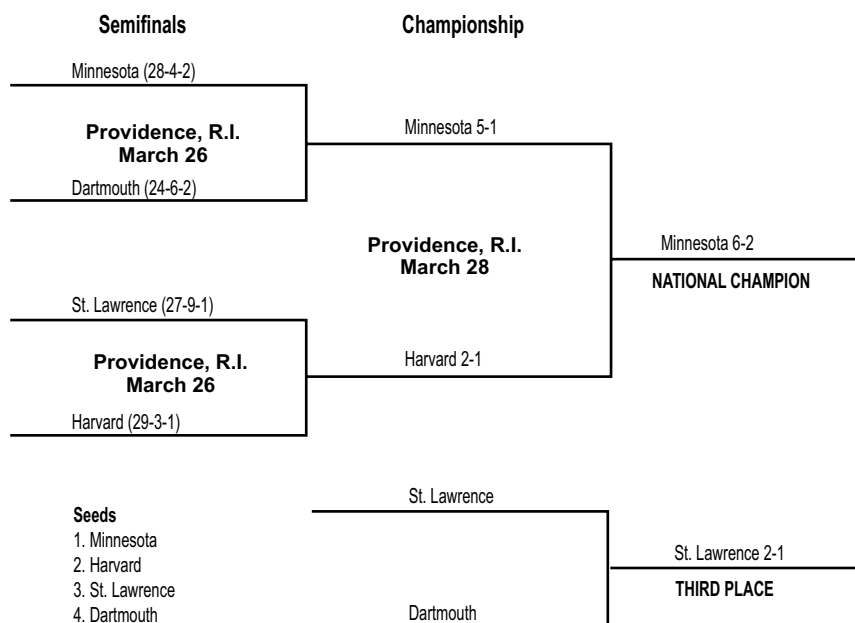
## 2002 Women's National Collegiate Championship Bracket



## 2003 Women's National Collegiate Championship Bracket



## 2004 Women's National Collegiate Championship Bracket



## 2005 Women's National Collegiate Championship Bracket



\*Host institution.



## 2006 Women's National Collegiate Championship Bracket



## Seeds

1. New Hampshire
2. Wisconsin

\*Host institution.

## 2007 Women's National Collegiate Championship Bracket







## 2009 National Collegiate Women's Ice Hockey Championship

### Quarterfinals

### Semifinals

### Championship







2011 National Collegiate Women's  
**Ice Hockey  
Championship**

Quarterfinals

Semifinals

Championship

