

NCAA Frozen Four Records Book 1948-2010

The History of the Men's Ice Hockey Tournament,
Including Single-Game, Year, Career Records,
Tournament, Frozen Four and Championship Game Records,
Coaching Records, Championship Finals Brackets.



THE NATIONAL COLLEGIATE ATHLETIC ASSOCIATION
P.O. Box 6222
Indianapolis, Indiana 46206-6222
317/917-6222
March 2011





THE NATIONAL COLLEGIATE ATHLETIC ASSOCIATION
P.O. Box 6222, Indianapolis, Indiana 46206-6222
317/917-6222

www.ncaa.org

February 2011

Researched and Compiled By:

Mark Bedics, *Associate Director of Media Coordination and Championships*
Kevin Buerge, *Statistics Assistant*

Distributed to Division I ice hockey sports information directors and conference publicity directors.

NCAA, NCAA logo and National Collegiate Athletic Association are registered marks of the Association and use in any manner is prohibited unless prior approval is obtained from the Association.

Original research by John Painter.

Copyright, 2011, by the National Collegiate Athletic Association.
Printed in the United States of America.

ISSN 1089-0092
NCAA 65995-2/09

Table of Contents

Men's Frozen Four Records.....	4
Men's Championship Game Records.....	14
Men's Regional Records.....	17
Men's Tournament Records.....	23
Men's Tournament History.....	29
Men's Coaching Records.....	38
Men's Attendance Records and Sites.....	44
Men's All-Time Tournament Field.....	51
Men's Championship Brackets.....	83
Men's and Women's Frozen Four Skills Challenge.....	113
Women's Frozen Four Records.....	117
Women's Championship Game Records.....	120
Women's Regional Records.....	122
Women's Tournament Records.....	124
Women's Tournament History.....	127
Women's Coaching Records.....	130
Women's Team Champions.....	131
Women's Championship Brackets.....	135



 **ICE HOCKEY**



Frozen Four Records

Championship Results.....	5
Frozen Four Facts	6
Frozen Four Records	6
Individual, Game	6
Individual, Year.....	7
Individual, Career	7
Team, Game	7
Team, Year	8
Most Outstanding Players.....	10
All-Tournament Teams.....	11



Championship Results

Year	Champion	Coach	Score	Runner-Up	Semifinalist	Semifinalist	Site
1948	Michigan (20-2-1)	Vic Heyliger	8-4	Dartmouth	Boston College	Colorado Col.	Colorado Springs, Colo.
1949	Boston College (21-1)	Snooks Kelley	4-3	Dartmouth	Michigan	Colorado Col.	Colorado Springs, Colo.
1950	Colorado Col. (18-5-1)	Cheddy Thompson	13-4	Boston U.	Michigan	Boston College	Colorado Springs, Colo.
1951	Michigan (22-4-1)	Vic Heyliger	7-1	Brown	Boston U.	Colorado Col.	Colorado Springs, Colo.
1952	Michigan (22-4)	Vic Heyliger	4-1	Colorado Col.	Yale	St. Lawrence	Colorado Springs, Colo.
1953	Michigan (17-7)	Vic Heyliger	7-3	Minnesota	Rensselaer	Boston U.	Colorado Springs, Colo.
1954	Rensselaer (18-5)	Ned Harkness	5-4 (ot)	Minnesota	Michigan	Boston College	Colorado Springs, Colo.
1955	Michigan (18-5-1)	Vic Heyliger	5-3	Colorado Col.	Harvard	St. Lawrence	Colorado Springs, Colo.
1956	Michigan (20-2-1)	Vic Heyliger	7-5	Michigan Tech	St. Lawrence	Boston College	Colorado Springs, Colo.
1957	Colorado Col. (25-5)	Tom Bedeck	13-6	Michigan	Clarkson	Harvard	Colorado Springs, Colo.
1958	Denver (24-10-2)	Murray Armstrong	6-2	North Dakota	Clarkson	Harvard	Minneapolis
1959	North Dakota (20-10-1)	Bob May	4-3 (ot)	Michigan St.	Boston College	St. Lawrence	Troy, N.Y.
1960	Denver (27-4-3)	Murray Armstrong	5-3	Michigan Tech	Boston U.	St. Lawrence	Boston
1961	Denver (30-1-1)	Murray Armstrong	12-2	St. Lawrence	Minnesota	Rensselaer	Denver
1962	Michigan Tech (29-3)	John MacInnes	7-1	Clarkson	Michigan	St. Lawrence	Utica, N.Y.
1963	North Dakota (22-7-3)	Barry Thorndycraft	6-5	Denver	Clarkson	Boston College	Chestnut Hill, Mass.
1964	Michigan (24-4-1)	Al Renfrew	6-3	Denver	Rensselaer	Providence	Denver
1965	Michigan Tech (24-5-2)	John MacInnes	8-2	Boston College	North Dakota	Brown	Providence, R.I.
1966	Michigan St. (16-13)	Amo Bessone	6-1	Clarkson	Denver	Boston U.	Minneapolis
1967	Cornell (27-1-1)	Ned Harkness	4-1	Boston U.	Michigan St.	North Dakota	Syracuse, N.Y.
1968	Denver (28-5-1)	Murray Armstrong	4-0	North Dakota	Cornell	Boston College	Duluth, Minn.
1969	Denver (26-6)	Murray Armstrong	4-3	Cornell	Harvard	Michigan Tech	Colorado Springs, Colo.
1970	Cornell (29-0)	Ned Harkness	6-4	Clarkson	Wisconsin	Michigan Tech	Lake Placid, N.Y.
1971	Boston U. (28-2-1)	Jack Kelley	4-2	Minnesota	Denver	Harvard	Syracuse, N.Y.
1972	Boston U. (26-4-1)	Jack Kelley	4-0	Cornell	Wisconsin	Denver	Boston
1973	Wisconsin (29-9-2)	Bob Johnson	4-2	#Denver	Boston College	Cornell	Boston
1974	Minnesota (22-11-6)	Herb Brooks	4-2	Michigan Tech	Boston U.	Harvard	Boston
1975	Michigan Tech (32-10)	John MacInnes	6-1	Minnesota	Boston U.	Harvard	St. Louis
1976	Minnesota (27-13-2)	Herb Brooks	6-4	Michigan Tech	Brown	Boston U.	Denver
1977	Wisconsin (37-7-1)	Bob Johnson	6-5 (ot)	Michigan	Boston U.	New Hampshire	Detroit
1978	Boston U. (30-2)	Jack Parker	5-3	Boston College	Bowling Green	Wisconsin	Providence, R.I.
1979	Minnesota (32-11-1)	Herb Brooks	4-3	North Dakota	Dartmouth	New Hampshire	Detroit
1980	North Dakota (31-8-1)	Gino Gasparini	5-2	Northern Mich.	Dartmouth	Cornell	Providence, R.I.
1981	Wisconsin (27-14-1)	Bob Johnson	6-3	Minnesota	Michigan Tech	Northern Mich.	Duluth, Minn.
1982	North Dakota (35-12)	Gino Gasparini	5-2	Wisconsin	Northeastern	New Hampshire	Providence, R.I.
1983	Wisconsin (33-10-4)	Jeff Sauer	6-2	Harvard	Providence	Minnesota	Grand Forks, N.D.
1984	Bowling Green (34-8-2)	Jerry York	5-4 (4 ot)	Minn. Duluth	North Dakota	Michigan St.	Lake Placid, N.Y.
1985	Rensselaer (35-2-1)	Mike Addesa	2-1	Providence	Minn. Duluth	Boston College	Detroit
1986	Michigan St. (34-9-2)	Ron Mason	6-5	Harvard	Minnesota	Denver	Providence, R.I.
1987	North Dakota (40-8)	Gino Gasparini	5-3	Michigan St.	Minnesota	Harvard	Detroit
1988	Lake Superior St. (33-7-6)	Frank Anzalone	4-3 (ot)	St. Lawrence	Maine	Minnesota	Lake Placid, N.Y.
1989	Harvard (31-3)	Bill Cleary	4-3 (ot)	Minnesota	Michigan St.	Maine	St. Paul, Minn.
1990	Wisconsin (36-9-1)	Jeff Sauer	7-3	Colgate	Boston College	Boston U.	Detroit
1991	Northern Mich. (38-5-4)	Rick Comley	8-7 (3 ot)	Boston U.	Clarkson	Maine	St. Paul, Minn.
1992	Lake Superior St. (29-9-4)	Jeff Jackson	5-3	#Wisconsin	Michigan	Michigan St.	Albany, N.Y.
1993	Maine (40-1-2)	Shawn Walsh	5-4	Lake Superior St.	Boston U.	Michigan	Milwaukee
1994	Lake Superior St. (31-10-4)	Jeff Jackson	9-1	Boston U.	Harvard	Minnesota	St. Paul, Minn.
1995	Boston U. (31-6-3)	Jack Parker	6-2	Maine	Michigan	Minnesota	Providence, R.I.
1996	Michigan (32-7-2)	Red Berenson	3-2 (ot)	Colorado Col.	Boston U.	Vermont	Cincinnati
1997	North Dakota (31-10-2)	Dean Blais	6-4	Boston U.	Colorado Col.	Michigan	Milwaukee
1998	Michigan (32-11-1)	Red Berenson	3-2 (ot)	Boston College	New Hampshire	Ohio St.	Boston
1999	Maine (31-6-4)	Shawn Walsh	3-2 (ot)	New Hampshire	Boston College	Michigan St.	Anaheim, Calif.
2000	North Dakota (31-8-5)	Dean Blais	4-2	Boston College	Maine	St. Lawrence	Providence, R.I.
2001	Boston College (33-8-2)	Jerry York	3-2 (ot)	North Dakota	Michigan	Michigan St.	Albany, N.Y.
2002	Minnesota (32-8-4)	Don Lucia	4-3 (ot)	Maine	New Hampshire	Michigan	St. Paul, Minn.
2003	Minnesota (28-8-9)	Don Lucia	5-1	New Hampshire	Cornell	Michigan	Buffalo
2004	Denver (27-12-5)	George Gwozdecky	1-0	Maine	Boston College	Minn. Duluth	Boston
2005	Denver (32-9-2)	George Gwozdecky	4-1	North Dakota	Colorado Col.	Minnesota	Columbus, Ohio
2006	Wisconsin (30-10-3)	Mike Eaves	2-1	Boston College	North Dakota	Maine	Milwaukee
2007	Michigan St. (26-13-3)	Rick Comley	3-1	Boston College	North Dakota	Maine	St. Louis
2008	Boston College (25-11-8)	Jerry York	4-1	Notre Dame	Michigan	North Dakota	Denver
2009	Boston U. (35-6-4)	Jack Parker	4-3 (ot)	Miami (OH)	Vermont	Bemidji St.	Washington, D.C.
2010	Boston College (29-10-3)	Jerry York	5-0	Wisconsin	Miami (OH)	Rochester Inst.	Detroit

Semifinalists from 1949-89 denote third- and fourth-place finishes, respectively; all other years both teams tied for third.

#Participation in tournament vacated. Records since 1992 do not include games against Canadian teams.

Frozen Four Facts

**Does not include vacated years.*

FROZEN FOUR APPEARANCES

- 23—Michigan, 1948-2008
- 22—Boston College, 1948-2010
- 21—Boston U., 1950-2009
- 19—Minnesota, 1953-2005
- 18—North Dakota, 1958-2008
- 13—*Denver, 1958-2005
- 12—Harvard, 1955-94
- 11—Michigan St., 1959-2007
- 11—Maine, 1988-2007
- 11—*Wisconsin, 1970-2010
- 10—Michigan Tech, 1956-81
- 10—Colorado Col., 1948-2005
- 9—St. Lawrence, 1952-2000

CONSECUTIVE FROZEN FOUR APPEARANCES

- 10—Michigan, 1948-57
- 5—Colorado Col., 1948-52
- 5—Boston U., 1974-78
- 5—Boston U., 1993-97
- 4—St. Lawrence, 1959-62
- 4—Cornell, 1967-70
- 4—Minnesota, 1986-89
- 4—Michigan, 1995-98
- 4—Boston College, 1998-2001
- 4—North Dakota, 2005-08
- 3—Boston College, 1948-50
- 3—Michigan Tech, 1974-76
- 3—Minnesota, 1974-76
- 3—Lake Superior St., 1992-94
- 3—Michigan, 2001-03

Frozen Four Records

The following records include game, year and career marks set during the Frozen Four, which consists of the two national semifinal games, the former national third-place game (1949-89) and the national championship game. A national semifinal game is indicated by (NSF), a national third-place game by (N3d), a national championship game by (CH), and a performance later vacated by (*). Any national semifinal game records not included in the listings are specifically noted below that category.

Individual, Game

GOALS

- 5—Carl Lawrence, Colorado Col. vs. Boston College, NSF, March 16, 1950
- 5—Gil Burford, Michigan vs. Boston College, N3d, March 18, 1950
- 4—Joe Riley, Dartmouth vs. Colorado Col., NSF, March 18, 1948
- 4—Chris Ray, Colorado Col. vs. Boston U., CH, March 18, 1950
- 4—Abbie Moore, Rensselaer vs. Boston U., N3d, March 14, 1953
- 4—Dick Dougherty, Minnesota vs. Boston College, NSF, March 11, 1954
- 4—Ron Stenlund, Michigan Tech vs. Boston College, NSF, March 15, 1956
- 4—Bob McCusker, Colorado Col. vs. Michigan, CH, March 16, 1957
- 4—Bob Van Lammers, Clarkson vs. Harvard, N3d, March 15, 1958
- 4—Murray Heatley, Wisconsin vs. Michigan Tech, N3d, March 21, 1970
- 4—Dave Westner, Cornell vs. Denver, NSF, March 17, 1972
- 4—Doug Smail, North Dakota vs. Northern Mich., CH, March 29, 1980

FROZEN FOUR WINS

- 24—Michigan, 1948-2001
- 21—North Dakota, 1958-2007
- 20—Boston U., 1950-2009
- 19—Minnesota, 1953-2003
- 18—*Denver, 1958-2005
- 16—Boston College, 1948-2010
- 16—*Wisconsin, 1970-2010
- 11—Michigan Tech, 1956-81
- 10—Michigan St., 1959-2007
- 8—Maine, 1988-2007
- 7—Cornell, 1967-80
- 7—Lake Superior St., 1988-94
- 7—Colorado Col., 1948-97

FROZEN FOUR WINNING PERCENTAGE (Min. 4 games)

- .875—Lake Superior St., 1988-94 (7-1)
- .750—Bowling Green, 1978-84 (3-1)
- .727—*Wisconsin, 1970-2010 (16-6)
- .692—*Denver, 1958-2005 (18-8)
- .649—Michigan, 1948-2008 (24-13)
- .618—North Dakota, 1958-2008 (21-13)
- .600—Rensselaer, 1953-85 (6-4)
- .550—Michigan Tech, 1956-81 (11-9)
- .543—Minnesota, 1953-2003 (19-16)
- .526—Boston U. 1950-2009 (20-18)
- .500—Four teams tied

FASTEST GAME-OPENING GOAL

- :07—Al Karlander, Michigan Tech vs. Cornell, NSF, March 14, 1969
- :18—Gil Burford, Michigan vs. Dartmouth, NSF, March 17, 1949
- :20—Luc St. Jean, Clarkson vs. Cornell, CH, March 21, 1970
- :21—Sean Collins, New Hampshire vs. Maine, NSF, April 4, 2002
- :22—George McManama, Harvard vs. Michigan Tech, N3d, March 15, 1969

FASTEST CONSECUTIVE GOALS

- :13—Bert Dunn, Michigan vs. Boston U., NSF, March 13, 1953
- :16—Dave Gauthier, Harvard vs. Minnesota, NSF, March 13, 1975
- :20—Ron Zuke, Michigan Tech vs. Northern Mich., N3d, March 28, 1981
- :21—Gordie Peterkin, Rensselaer vs. Michigan, NSF, March 12, 1954
- :27—Mark Baron, Minn. Duluth vs. Rensselaer, NSF, March 29, 1985

FASTEST HAT TRICK

- 4:20—Warren Miller, Minnesota vs. Harvard, NSF, March 13, 1975
- 4:35—Jim Montgomery, Maine vs. Lake Superior St., CH, April 3, 1993
- 4:52—Gil Burford, Michigan vs. Boston College, N3d, March 18, 1950
- 5:35—Jon Anderson, Minnesota vs. Maine, NSF, March 31, 1989
- 7:14—Dan Lodboa, Cornell vs. Clarkson, CH, March 21, 1970

ASSISTS

- 5—Bob Poffenroth, Wisconsin vs. Michigan Tech, N3d, March 21, 1970
- 5—Brendan Smith, Wisconsin vs. Rochester Inst., NSF, April 8, 2010
- 4—15 times, most recent: Brett Skinner, Denver vs. Colorado Col., NSF, April 7, 2005

POINTS

- 7—John Mayasich, Minnesota vs. Boston College, NSF, March 11, 1954 (3 goals, 4 assists)
- 6—Wally Gacek, Michigan vs. Dartmouth, CH, March 20, 1948 (3 goals, 3 assists)

NCAA CHAMPIONSHIPS

- 9—Michigan
- 7—Denver
- 7—North Dakota
- 6—Wisconsin
- 5—Minnesota
- 5—Boston U.
- 4—Boston College
- 3—Lake Superior St.
- 3—Michigan Tech
- 3—Michigan St.
- 2—Colorado Col.
- 2—Cornell
- 2—Maine
- 2—Rensselaer

- 6—Gil Burford, Michigan vs. Colorado Col., N3d, March 19, 1949 (2 goals, 4 assists)
- 6—Chris Ray, Colorado Col. vs. Boston U., CH, March 18, 1950 (4 goals, 2 assists)
- 6—Dick Dougherty, Minnesota vs. Boston College, NSF, March 11, 1954 (4 goals, 2 assists)
- 6—Gene Campbell, Minnesota vs. Boston College, NSF, March 11, 1954 (3 goals, 3 assists)
- 6—Bob McCusker, Colorado Col. vs. Michigan, CH, March 16, 1957 (4 goals, 2 assists)
- 6—Bob Poffenroth, Wisconsin vs. Michigan Tech, N3d, March 21, 1970 (1 goal, 5 assists)
- 6—*Peter McNab, Denver vs. Boston College, NSF, March 15, 1973 (3 goals, 3 assists)

PENALTIES

- 8—Randy Skarda, Minnesota vs. Maine, N3d, April 2, 1988
- 5—Dick Starrak, Michigan vs. Dartmouth, NSF, March 17, 1949
- 5—Jack Capuano, Maine vs. Minnesota, N3d, April 2, 1988
- 4—14 times, most recent: Craig Woodcroft, Colgate vs. Wisconsin, CH, April 1, 1990

SAVES

- 62—Chris Terreri, Providence vs. Boston College, NSF, March 28, 1985 (3 ot)
- 55—Eddie MacDonald, Clarkson vs. Colorado Col., NSF, March 14, 1957
- 55—Rick Kosti, Minn. Duluth vs. Bowling Green, CH, March 24, 1984 (4 ot)
- 52—Chris Terreri, Providence vs. Minnesota, N3d, March 26, 1983
- 52—Marty Turco, Michigan vs. Maine, NSF, March 30, 1995 (3 ot)

SHUTOUTS

- Rick Best, Michigan Tech vs. Brown, NSF, March 19, 1965 (4-0)
- Ken Dryden, Cornell vs. North Dakota, NSF, March 16, 1967 (1-0)
- Gerry Powers, Denver vs. North Dakota, CH, March 16, 1968 (4-0)
- Ron Grahame, Denver vs. Harvard, N3d, March 20, 1971 (1-0)
- Tim Regan, Boston U. vs. Cornell, CH, March 18, 1972 (4-0)

Terry Kleisinger, Wisconsin vs. New Hampshire, NSF, March 26, 1982 (5-0)
 Marc Behrend, Wisconsin vs. Providence, NSF, March 24, 1983 (2-0)
 Marty Turco, Michigan vs. Boston U., NSF, March 28, 1996 (4-0)
 Marty Turco, Michigan vs. New Hampshire, NSF, April 2, 1998 (4-0)
 Karl Goehring, North Dakota vs. Maine, NSF, April 6, 2000 (2-0)
 Karl Goehring, North Dakota vs. Michigan St., NSF, April 5, 2001 (2-0)
 Adam Berkhoel, Denver vs. Maine, CH, April 10, 2004 (1-0)
 John Muse, Boston College vs. Wisconsin, April 10, 2010 (5-0)

Individual, Year

GOALS

7—Bob McCusker, Colorado Col., 1957
 6—Carl Lawrence, Colorado Col., 1950
 6—Dick Dougherty, Minnesota, 1954
 5—Wally Gacek, Michigan, 1948
 5—Gil Burford, Michigan, 1950
 5—Chris Ray, Colorado Col., 1950
 5—Bill Cleary, Harvard, 1955
 5—Bob Van Lammers, Clarkson, 1958
 5—Bill Masterton, Denver, 1961
 5—Terry Meagher, Boston U., 1975
 5—Dave Silk, Boston U., 1977
 5—Nathan Gerbe, Boston College, 2008

ASSISTS

6—Tony Frasca, Colorado Col., 1950
 6—Bill Robbins, Boston U., 1975
 6—Jack O'Callahan, Boston U., 1978
 5—19 times, most recent: Joe Whitney, Boston College, and Brendan Smith, Wisconsin, 2010

POINTS

9—Chris Ray, Colorado Col., 1950 (5 goals, 4 assists)
 9—Tony Frasca, Colorado Col., 1950 (3 goals, 6 assists)
 9—John Mayasich, Minnesota, 1954 (4 goals, 5 assists)
 9—Dick Dougherty, Minnesota, 1954 (6 goals, 3 assists)
 9—Bill MacFarland, Michigan, 1954 (4 goals, 5 assists)
 9—Bob McCusker, Colorado Col., 1957 (7 goals, 2 assists)

PENALTIES

9—Randy Skarda, Minnesota, 1988
 8—Jack Capuano, Maine, 1988
 6—Dick Starrak, Michigan, 1948
 6—Dick Starrak, Michigan, 1949
 6—Jim Archibald, North Dakota, 1984
 6—Jim Johnson, Minn. Duluth, 1985

SAVES

102—Chris Terreri, Providence, 1985
 99—Eddie MacDonald, Clarkson, 1957
 91—Jim Logue, Boston College, 1959
 88—Lorne Howes, Michigan, 1955
 88—Richie Broadbelt, St. Lawrence, 1962

SAVE PERCENTAGE

(Min. two games)

.986—Ken Dryden, Cornell, 1967 (1 goal allowed, 71 saves)
 .985—Tim Regan, Boston U., 1972 (1 goal allowed, 65 saves)
 .974—John Muse, Boston College, 2010 (1 goal allowed, 37 saves)
 .968—Gerry Powers, Denver, 1968 (1 goal allowed, 30 saves)
 .967—Jimmy Howard, Maine, 2004 (2 goals allowed, 59 saves)

GOALS-AGAINST AVERAGE

(Min. two games)

0.50—Ken Dryden, Cornell, 1967 (1 goal allowed)
 0.50—Gerry Powers, Denver, 1968 (1 goal allowed)
 0.50—Tim Regan, Boston U., 1972 (1 goal allowed)
 0.50—John Muse, Boston College, 2010 (1 goal allowed)
 0.87—Marty Turco, Michigan, 1998 (2 goals allowed)

Individual, Career

GOALS

9—Gil Burford, Michigan, 1949-51
 8—Wally Gacek, Michigan, 1948-49
 8—Dick Dougherty, Minnesota, 1953-54
 8—Bill MacFarland, Michigan, 1954-56
 8—Tom Rendall, Michigan, 1955-57
 8—Bob Van Lammers, Clarkson, 1957-58
 8—Dave Silk, Boston U., 1977-78
 8—Nathan Gerbe, Boston College, 2006-08

ASSISTS

9—Doug Philpott, Michigan, 1952-54
 9—Terry Slater, St. Lawrence, 1959-61
 9—Vic Stanfield, Boston U., 1974-75
 8—Wally Grant, Michigan, 1948-50
 8—Gil Burford, Michigan, 1949-51
 8—Bill Robbins, Boston U., 1974-76
 8—Brett Skinner, Denver, 2004-05
 8—Brian Gibbons, Boston College, 2008-10

POINTS

17—Gil Burford, Michigan, 1949-51 (9 goals, 8 assists)
 16—Doug Philpott, Michigan, 1952-54 (7 goals, 9 assists)
 14—Bill MacFarland, Michigan, 1954-56 (8 goals, 6 assists)
 13—Dave Silk, Boston U., 1977-78 (8 goals, 5 assists)
 13—Phil Sykes, North Dakota, 1980, 82 (7 goals, 6 assists)
 13—Nathan Gerbe, Boston College, 2006-08 (8 goals, 5 assists)

PENALTIES

12—Dick Starrak, Michigan, 1948-49
 9—Bob Schiller, Michigan, 1955-57
 9—Jim Archibald, North Dakota, 1982, 84
 9—Randy Skarda, Minnesota, 1988
 8—Jack Capuano, Maine, 1988
 8—Todd Richards, Minnesota, 1986-89

SAVES

208—Scott Clemmensen, Boston College, 1998-01
 183—Ken Dryden, Cornell, 1967-69
 177—Ron Grahame, Denver, 1971-73
 163—Eddie MacDonald, Clarkson, 1957-58
 162—Richie Broadbelt, St. Lawrence, 1961-62

SAVE PERCENTAGE

(Min. three games)

.966—John Muse, Boston College, 2008-10 (3 goals allowed, 86 saves)
 .957—Karl Goehring, North Dakota, 2000-01 (5 goals allowed, 110 saves)
 .951—Chris Terreri, Providence, 1983, 85 (8 goals allowed, 154 saves)
 .941—Marc Behrend, Wisconsin, 1981-83 (6 goals allowed, 96 saves)
 .938—Ken Dryden, Cornell, 1967-69 (12 goals allowed, 183 saves)
 .938—Bob Iwabuchi, North Dakota, 1979-80 (4 goals allowed, 60 saves)

GOALS-AGAINST AVERAGE

(Min. three games)

0.75—John Muse, Boston College, 2008-10 (3 goals allowed)
 1.23—Karl Goehring, North Dakota, 2000-01 (5 goals allowed)
 1.50—Gerry Powers, Denver, 1968-69 (6 goals allowed)
 1.50—Bob Iwabuchi, North Dakota, 1979-80 (4 goals allowed)
 1.50—Marc Behrend, Wisconsin, 1981-83 (6 goals allowed)
 1.57—Marty Turco, Michigan, 1995-98 (11 goals allowed)

GOALIE VICTORIES

4—Willard Ikola, Michigan, 1952-53-54 (1 loss)
 4—Lorne Howes, Michigan, 1955-56 (0 losses)
 4—George Kirkwood, Denver, 1960-61 (0 losses)
 4—Ken Dryden, Cornell, 1967-69 (2 losses)
 4—Gerry Powers, Denver, 1968-69 (0 losses)
 4—Marc Behrend, Wisconsin, 1981-83 (0 losses)
 4—Marty Turco, Michigan, 1995-98 (2 losses)
 4—Scott Clemmensen, Boston College, 1998-01 (3 losses)
 4—John Muse, Boston College, 2008-10 (0 losses)

GOALIE WINNING PERCENTAGE

(Min. three decisions)

1.000—Lorne Howes, Michigan, 1955-56 (4-0)
 1.000—George Kirkwood, Denver, 1960-61 (4-0)
 1.000—Gerry Powers, Denver, 1968-69 (4-0)
 1.000—Marc Behrend, Wisconsin, 1981-83 (4-0)

1.000—John Muse, Boston College, 2008-10 (4-0)
 1.000—Jim Warden, Michigan Tech, 1974-75 (3-0)
 1.000—Darren Jensen, North Dakota, 1980, 82 (3-0)

Team, Game

GOALS

14—Michigan vs. Boston U. (2), NSF, March 13, 1953
 14—Minnesota vs. Boston College (1), NSF, March 11, 1954
 13—Colorado Col. vs. Boston U. (4), CH, March 18, 1950
 13—Colorado Col. vs. Michigan (6), CH, March 16, 1957
 13—Michigan Tech vs. St. Lawrence (3), NSF, March 17, 1960

GOALS, BOTH TEAMS

19—Colorado Col. (13) vs. Michigan (6), CH, March 16, 1957
 17—Colorado Col. (13) vs. Boston U. (4), CH, March 18, 1950
 16—Michigan (10) vs. Boston College (6), N3d, March 18, 1950
 16—Michigan (14) vs. Boston U. (2), NSF, March 13, 1953
 16—Michigan Tech (13) vs. St. Lawrence (3), NSF, March 17, 1960

GOALS, PERIOD

10—Colorado Col. vs. Boston U., CH, March 18, 1950 (3rd)
 8—Michigan Tech vs. St. Lawrence, NSF, March 17, 1960 (2nd)
 7—Colorado Col. vs. Michigan, CH, March 16, 1957 (3rd)
 6—Brown vs. Colorado Col., NSF, March 16, 1951 (2nd)
 6—Michigan vs. Boston U., NSF, March 13, 1953 (3rd)
 6—Minnesota vs. Boston College, NSF, March 11, 1954 (1st)

GOALS, PERIOD, BOTH TEAMS

13—Colorado Col. (10) vs. Boston U. (3), CH, March 18, 1950 (3rd)
 9—Colorado Col. (7) vs. Michigan (2), CH, March 16, 1957 (3rd)
 9—Michigan Tech (8) vs. St. Lawrence (1), NSF, March 17, 1960 (2nd)
 8—Michigan (6) vs. Boston U. (2), NSF, March 13, 1953 (3rd)
 7—10 times, most recent: Michigan St. (5) vs. Maine (2), N3d, April 1, 1989 (2nd)

GOALS, LOSING TEAM

7—Boston U. vs. Brown (8), N3d, March 27, 1976
 7—Boston U. vs. Northern Mich. (8), CH, March 30, 1991 (3 ot)
 6—Boston College vs. Michigan (10), N3d, March 18, 1950
 6—Michigan vs. Colorado Col. (13), CH, March 16, 1957
 6—St. Lawrence vs. Boston College (7), N3d, March 14, 1959 (2 ot)
 6—St. Lawrence vs. Boston U. (7), N3d, March 19, 1960
 6—Brown vs. Michigan Tech (7), NSF, March 25, 1976 (2 ot)
 6—Boston College vs. Minn. Duluth (7), N3d, March 30, 1985 (ot)

FEWEST GOALS

0—Brown vs. Michigan Tech (4), NSF, March 19, 1965
 0—North Dakota vs. Cornell (1), NSF, March 16, 1967
 0—North Dakota vs. Denver (4), CH, March 16, 1968
 0—Harvard vs. Denver (1), N3d, March 20, 1971
 0—Cornell vs. Boston U. (4), CH, March 18, 1972
 0—New Hampshire vs. Wisconsin (5), NSF, March 26, 1982
 0—Providence vs. Wisconsin (2), NSF, March 24, 1983
 0—Boston U. vs. Michigan (4), NSF, March 28, 1996
 0—New Hampshire vs. Michigan (4), NSF, April 2, 1998
 0—Maine vs. North Dakota (2), NSF, April 6, 2000
 0—Michigan St. vs. North Dakota (2), NSF, April 5, 2001
 0—Maine vs. Denver (1), CH, April 10, 2004
 0—Wisconsin vs. Boston College (5), CH, April 10, 2010

FEWEST GOALS, BOTH TEAMS

1—Cornell (1) vs. North Dakota (0), NSF, March 16, 1967
 1—Denver (1) vs. Harvard (0), N3d, March 20, 1971
 1—Denver (1) vs. Maine (0), CH, April 10, 2004
 2—Wisconsin (2) vs. Providence (0), NSF, March 24, 1983
 2—North Dakota (2) vs. Maine (0), NSF, April 6, 2000
 2—North Dakota (2) vs. Michigan St. (0), NSF, April 5, 2001

FASTEST CONSECUTIVE GOALS

:05—Michigan (Gordon McMillan and Wally Gacek) vs. Dartmouth, CH, March 20, 1948

- :12—Colorado Col. (Harry Whitworth and Carl Lawrence) vs. Boston U., CH, March 18, 1950
- :13—Michigan (both by Bert Dunn) vs. Boston U., NSF, March 13, 1953
- :13—Michigan Tech (Al Raymond and Don Lauriente) vs. St. Lawrence, NSF, March 17, 1960
- :13—Minnesota (both by Grant Potulny) vs. Michigan, NSF, April 4, 2002

FASTEST CONSECUTIVE GOALS BY OPPOSING TEAMS

- :07—Michigan Tech (Bill Terry), then Minnesota (Aaron Broten), NSF, March 26, 1981
- :08—Boston U. (Jack Garrity), then Colorado Col. (Tony Frasca), CH, March 18, 1950
- :12—Cornell (Doug Ferguson), then Boston U. (Mike Sobeski), CH, March 18, 1967
- :12—Wisconsin (Dave Herbst), then New Hampshire (Jon Fontes), NSF, March 25, 1977
- :14—Maine (Mario Thyer), then Minnesota (Dave Snuggerud), NSF, March 31, 1989

WINNING MARGIN

- 13—Minnesota (14) vs. Boston College (1), NSF, March 11, 1954
- 12—Michigan (14) vs. Boston U. (2), NSF, March 13, 1953
- 10—Michigan Tech (13) vs. St. Lawrence (3), NSF, March 17, 1960
- 10—Denver (12) vs. St. Lawrence (2), CH, March 18, 1961
- 9—Colorado Col. (13) vs. Boston U. (4), CH, March 18, 1950

MARGIN OVERCOME TO WIN

- 4—Wisconsin vs. Cornell, NSF, March 16, 1973 (trailed 4-0; won 6-5, ot)
- 4—Boston U. vs. New Hampshire, N3d, March 26, 1977 (trailed 5-1; won 6-5)
- 3—Colorado Col. vs. Yale, NSF, March 14, 1952 (trailed 3-0; won 4-3)
- 3—Minnesota vs. Harvard, NSF, March 19, 1971 (trailed 4-1; won 6-5, ot)
- 3—Michigan Tech vs. Harvard, NSF, March 15, 1974 (trailed 3-0; won 6-5, ot)
- 3—Minnesota vs. Harvard, NSF, March 13, 1975 (trailed 4-1; won 6-4)
- 3—Minnesota vs. Michigan Tech, CH, March 27, 1976 (trailed 3-0; won 6-4)
- 3—Northern Mich. vs. Boston U., CH, March 30, 1991 (trailed 3-0; won 8-7, 3 ot)

ASSISTS

- 19—Boston U. vs. Harvard, N3d, March 15, 1975 (10 goals)
- 18—Denver vs. St. Lawrence, CH, March 18, 1961 (12 goals)
- 17—Colorado Col. vs. Michigan, CH, March 16, 1957 (13 goals)
- 17—*Denver vs. Boston College, NSF, March 15, 1973 (10 goals)
- 16—Northeastern vs. New Hampshire, N3d, March 27, 1982 (10 goals)
- 16—Lake Superior St. vs. Boston U., CH, April 2, 1994 (9 goals)

ASSISTS, BOTH TEAMS

- 27—Boston U. (19) vs. Harvard (8), N3d, March 15, 1975 (15 goals)
- 24—Northeastern (16) vs. New Hampshire (8), N3d, March 27, 1982 (14 goals)
- 23—Brown (12) vs. Boston U. (11), N3d, March 27, 1976 (15 goals)
- 23—Northern Mich. (12) vs. Boston U. (11), CH, March 30, 1991 (15 goals) (3 ot)
- 22—*Denver (17) vs. Boston College (5), NSF, March 15, 1973 (14 goals)

FEWEST ASSISTS

(Excluding shutouts)

- 0—Rensselaer vs. Minnesota, NSF, March 12, 1953 (2 goals)
- 0—St. Lawrence vs. Michigan, NSF, March 16, 1956 (1 goal) (ot)
- 0—St. Lawrence vs. Michigan Tech, NSF, March 16, 1962 (1 goal)
- 0—Boston College vs. Denver, NSF, March 14, 1968 (1 goal)
- 0—Colorado Col. vs. North Dakota, NSF, March 27, 1997 (2 goals)

FEWEST ASSISTS, BOTH TEAMS

- 1—Denver (1) vs. Maine (0), CH, April 10, 2004 (1 goal, shutout)
- 2—Clarkson (1) vs. Harvard (1), N3d, March 16, 1957 (3 goals) (2 ot)

- 2—Cornell (2) vs. North Dakota (0), NSF, March 16, 1967 (1 goal, shutout)
- 2—Denver (2) vs. Harvard (0), N3d, March 20, 1971 (1 goal, shutout)
- 2—Minn. Duluth (1) vs. North Dakota (1), NSF, March 22, 1984 (3 goals) (ot)
- 2—North Dakota (2) vs. Maine (0), NSF, April 6, 2000 (2 goals)

POINTS

- 30—Colorado Col. vs. Michigan, CH, March 16, 1957 (13 goals, 17 assists)
- 30—Denver vs. St. Lawrence, CH, March 18, 1961 (12 goals, 18 assists)
- 29—Boston U. vs. Harvard, N3d, March 15, 1975 (10 goals, 19 assists)
- 28—Michigan vs. Boston U., NSF, March 13, 1953 (14 goals, 14 assists)
- 27—Colorado Col. vs. Boston U., CH, March 18, 1950 (13 goals, 14 assists)
- 27—Michigan Tech vs. St. Lawrence, NSF, March 17, 1960 (13 goals, 14 assists)
- 27—*Denver vs. Boston College, NSF, March 15, 1973 (10 goals, 17 assists)

POINTS, BOTH TEAMS

- 42—Boston U. (10 goals, 19 assists) vs. Harvard (5 goals, 8 assists), N3d, March 15, 1975
- 40—Colorado Col. (13 goals, 17 assists) vs. Michigan (6 goals, 4 assists), CH, March 16, 1957
- 38—Brown (8 goals, 12 assists) vs. Boston U. (7 goals, 11 assists), N3d, March 27, 1976
- 38—Northeastern (10 goals, 16 assists) vs. New Hampshire (4 goals, 8 assists), N3d, March 27, 1982
- 38—Northern Mich. (8 goals, 12 assists) vs. Boston U. (7 goals, 11 assists), CH, March 30, 1991 (3 ot)

NSF record

- 36—*Denver (10 goals, 17 assists) vs. Boston College (4 goals, 5 assists), March 15, 1973
- 33—Michigan Tech (13 goals, 14 assists) vs. St. Lawrence (3 goals, 3 assists), March 17, 1960
- 33—Michigan Tech (7 goals, 8 assists) vs. Brown (6 goals, 12 assists), March 25, 1976 (2 ot)

FEWEST POINTS

(Excluding shutouts)

- 1—St. Lawrence vs. Michigan, NSF, March 16, 1956 (1 goal) (ot)
- 1—St. Lawrence vs. Michigan Tech, NSF, March 16, 1962 (1 goal)
- 1—Boston College vs. Denver, NSF, March 14, 1968 (1 goal)
- 2—Many times, most recent: North Dakota vs. Boston College, NSF, April 10, 2008

FEWEST POINTS, BOTH TEAMS

- 2—Denver (1 goal, 1 assist) vs. Maine, CH, April 10, 2004 (shutout)
- 3—Cornell (1 goal, 2 assists) vs. North Dakota, NSF, March 16, 1967 (shutout)
- 3—Denver (1 goal, 2 assists) vs. Harvard, N3d, March 20, 1971 (shutout)
- 4—North Dakota (2 goals, 2 assists) vs. Maine, NSF, April 6, 2000 (shutout)
- 5—Clarkson (2 goals, 1 assist) vs. Harvard (1 goal, 1 assist), N3d, March 16, 1957 (2 ot)
- 5—Minn. Duluth (2 goals, 1 assists) vs. North Dakota (1 goal, 1 assist), NSF, March 22, 1984 (ot)

SHOTS ON GOAL

- 65—Boston College vs. Providence, NSF, March 28, 1985 (3 goals) (3 ot)
- 60—Colorado Col. vs. Clarkson, NSF, March 14, 1957 (5 goals)
- 60—Bowling Green vs. Minn. Duluth, CH, March 24, 1984 (5 goals) (4 ot)
- 56—Maine vs. Michigan, NSF, March 30, 1995 (4 goals) (3 ot)
- 55—Michigan Tech vs. St. Lawrence, NSF, March 16, 1962 (6 goals)
- 55—Minnesota vs. Providence, N3d, March 26, 1983 (3 goals)

SHOTS ON GOAL, BOTH TEAMS

- 106—Maine (56) vs. Michigan (50), NSF, March 30, 1995 (7 goals) (3 ot)
- 99—Brown (50) vs. Michigan Tech (49), NSF, March 25, 1976 (13 goals) (2 ot)
- 96—Michigan Tech (52) vs. Harvard (44), N3d, March 15, 1969 (11 goals) (2 ot)
- 96—Bowling Green (60) vs. Minn. Duluth (36), CH, March 24, 1984 (9 goals) (4 ot)
- 94—Minnesota (50) vs. Boston U. (44), NSF, March 14, 1974 (9 goals)

SHOTS ON GOAL, PERIOD

- 26—Minnesota vs. Providence, N3d, March 26, 1983 (2 goals)
- 24—Colorado Col. vs. Clarkson, NSF, March 14, 1957 (2 goals)
- 24—Harvard vs. Michigan Tech, NSF, March 15, 1974 (1 goal)
- 23—Colorado Col. vs. Michigan, CH, March 12, 1955 (2 goals)
- 23—St. Lawrence vs. Boston College, N3d, March 17, 1956 (3 goals)
- 23—North Dakota vs. Boston College, NSF, March 14, 1963 (3 goals)
- 23—Minnesota vs. Michigan St., NSF, March 27, 1986 (2 goals)
- 23—North Dakota vs. Denver, CH, April 9, 2005 (0 goals)

SHOTS ON GOAL, PERIOD, BOTH TEAMS

- 40—Minnesota (23) vs. Michigan St. (17), NSF, March 27, 1986 (5 goals)
- 38—Minnesota (21) vs. Boston U. (17), NSF, March 14, 1974 (3 goals)
- 37—Colorado Col. (20) vs. Michigan (17), N3d, March 19, 1949 (4 goals)
- 37—Boston College (19) vs. Minn. Duluth (18), N3d, March 30, 1985 (6 goals)
- 36—Michigan Tech (22) vs. Michigan (14), CH, March 17, 1956 (7 goals)
- 36—Cornell (19) vs. Michigan Tech (17), NSF, March 14, 1969 (4 goals)

FEWEST SHOTS ON GOAL

- 9—Boston College vs. Denver, NSF, March 14, 1968 (1 goal)
- 11—Rensselaer vs. Denver, NSF, March 19, 1964 (1 goal)
- 12—Clarkson vs. Denver, NSF, March 13, 1958 (2 goals)
- 12—Minnesota vs. Denver, NSF, March 17, 1961 (1 goal)
- 15—St. Lawrence vs. Michigan Tech, NSF, March 16, 1962 (1 goal)
- 15—Wisconsin vs. Cornell, NSF, March 19, 1970 (1 goal)

FEWEST SHOTS ON GOAL, BOTH TEAMS

- 38—Denver (29) vs. Boston College (9), NSF, March 14, 1968 (5 goals)
- 41—North Dakota (23) vs. Michigan St. (18), CH, March 28, 1987 (8 goals)
- 41—Boston U. (21) vs. Michigan (20), NSF, March 27, 1997 (5 goals)
- 42—Providence (26) vs. Rensselaer (16), N3d, March 21, 1964 (3 goals)
- 42—Colorado Col. (23) vs. Michigan (19), CH, March 30, 1996 (5 goals) (ot)
- 42—New Hampshire (21) vs. Cornell (21), NSF, April 10, 2003 (5 goals) (ot)

FEWEST SHOTS ON GOAL, REGULATION PERIOD

- 0—Wisconsin vs. Cornell, NSF, March 19, 1970 (0 goals)
- 2—Clarkson vs. Denver, NSF, March 13, 1958 (0 goals)
- 2—Boston College vs. North Dakota, NSF, March 14, 1963 (1 goal)
- 2—Denver vs. North Dakota, CH, March 16, 1963 (1 goal)
- 2—Rensselaer vs. Providence, N3d, March 21, 1964 (0 goals)
- 2—Boston College vs. Denver, NSF, March 14, 1968 (0 goals)
- 2—Michigan St. vs. North Dakota, CH, March 28, 1987 (0 goals)
- 2—Boston U. vs. Lake Superior St., CH, April 2, 1994 (0 goals)

FEWEST SHOTS ON GOAL, REGULATION PERIOD, BOTH TEAMS

- 8—Colorado Col. (5) vs. Michigan (3), CH, March 30, 1996 (1 goal)
- 9—Denver (6) vs. Boston College (3), NSF, March 14, 1968 (1 goal)
- 9—North Dakota (6) vs. Dartmouth (3), NSF, March 27, 1980 (0 goals)
- 9—Boston U. (6) vs. Michigan (3), NSF, March 28, 1996 (1 goal)
- 10—Denver (7) vs. North Dakota (3), CH, March 15, 1958 (4 goals)
- 10—Denver (7) vs. Minnesota (3), NSF, March 17, 1961 (2 goals)
- 10—North Dakota (8) vs. Michigan St. (2), CH, March 28, 1987 (3 goals)
- 10—Michigan (6) vs. Boston U. (4), NSF, March 28, 1996 (1 goal)
- 10—New Hampshire (7) vs. Cornell (3), NSF, April 10, 2003 (1 goal)
- 10—Maine (6) vs. Denver (4), CH, April 10, 2004 (1 goal)

PENALTIES

- 23—Minnesota vs. Maine, N3d, April 2, 1988
- 20—Maine vs. Minnesota, N3d, April 2, 1988
- 18—Colgate vs. Wisconsin, CH, April 1, 1990
- 16—Lake Superior St. vs. Maine, NSF, March 31, 1988
- 16—Maine vs. Lake Superior St., NSF, March 31, 1988

PENALTIES, BOTH TEAMS

- 43—Minnesota (23) vs. Maine (20), N3d, April 2, 1988
- 32—Lake Superior St. (16) vs. Maine (16), NSF, March 31, 1988
- 32—Colgate (18) vs. Wisconsin (14), CH, April 1, 1990
- 27—Rensselaer (15) vs. Minn. Duluth (12), NSF, March 29, 1985 (3 ot)
- 25—Boston College (14) vs. Minn. Duluth (11), N3d, March 30, 1985 (ot)

FEWEST PENALTIES

- 0—Boston College vs. Michigan, N3d, March 18, 1950
- 0—Michigan vs. Boston College, N3d, March 18, 1950
- 0—Boston U. vs. Denver, NSF, March 18, 1960
- 0—Harvard vs. Boston U., N3d, March 16, 1974
- 1—Nine times, most recent: Clarkson vs. Boston U., NSF, March 28, 1991

FEWEST PENALTIES, BOTH TEAMS

- 0—Michigan (0) vs. Boston College (0), N3d, March 18, 1950
- 1—Boston U. (1) vs. Harvard (0), N3d, March 16, 1974
- 2—Denver (2) vs. Boston U. (0), NSF, March 18, 1960
- 3—Boston U. (2) vs. Clarkson (1), NSF, March 28, 1991
- 4—Brown (2) vs. Michigan (2), CH, March 17, 1951
- 4—Denver (3) vs. Minnesota (1), NSF, March 17, 1961
- 4—Cornell (2) vs. Wisconsin (2), NSF, March 16, 1973 (ot)
- 4—Bowling Green (2) vs. Michigan St. (2), NSF, March 23, 1984

LONGEST GAME

- 100:28—Maine (4) vs. Michigan (3), NSF, March 30, 1995 (3 ot)
- 97:11—Bowling Green (5) vs. Minn. Duluth (4), CH, March 24, 1984 (4 ot)
- 89:31—Colorado Col. (4) vs. Vermont (3), NSF, March 28, 1996 (2 ot)
- 85:45—Rensselaer (6) vs. Minn. Duluth (5), NSF, March 29, 1985 (3 ot)
- 81:57—Northern Mich. (8) vs. Boston U. (7), CH, March 30, 1991 (3 ot)

Team, Year

GOALS

- 23—Colorado Col., 1950
- 21—Michigan, 1953
- 18—Minnesota, 1954
- 18—Colorado Col., 1957
- 18—Denver, 1961

FEWEST GOALS (Min. two games)

- 1—North Dakota, 1967
- 2—Harvard, 1957
- 2—Harvard, 1958
- 2—St. Lawrence, 1962
- 2—Boston College, 1968
- 2—Maine, 2004

FEWEST GOALS ALLOWED (Min. two games)

- 1—Cornell, 1967
- 1—Denver, 1968
- 1—Boston U., 1972
- 1—Boston College, 2010
- 2—Michigan Tech, 1962
- 2—Michigan Tech, 1965
- 2—Michigan St., 1966
- 2—Wisconsin, 1983
- 2—Michigan, 1996
- 2—Michigan, 1998
- 2—North Dakota, 2000
- 2—Maine, 2004
- 2—Boston College, 2008

ASSISTS

- 28—Denver, 1961 (18 goals)
- 27—Colorado Col., 1950 (23 goals)
- 27—Boston U., 1975 (15 goals)
- 24—Colorado Col., 1957 (18 goals)
- 24—Brown, 1976 (14 goals)

POINTS

- 50—Colorado Col., 1950 (23 goals, 27 assists)
- 46—Denver, 1961 (18 goals, 28 assists)
- 42—Colorado Col., 1957 (18 goals, 24 assists)
- 42—Boston U., 1975 (15 goals, 27 assists)
- 41—Michigan, 1953 (21 goals, 20 assists)

SHOTS ON GOAL

- 105—Boston College, 1985 (9 goals)
- 102—Michigan, 1952 (13 goals)
- 101—Colorado Col., 1957 (18 goals)
- 99—Michigan Tech, 1962 (13 goals)
- 98—Michigan Tech, 1969 (8 goals)

FEWEST SHOTS ON GOAL

- (Min. two games)
- 27—Rensselaer, 1964 (3 goals)
- 31—Clarkson, 1958 (7 goals)
- 31—Minnesota, 1961 (5 goals)
- 31—St. Lawrence, 1962 (2 goals)
- 31—Boston College, 1968 (2 goals)

PENALTIES

- 36—Maine, 1988
- 30—Minnesota, 1988
- 28—Lake Superior St., 1988
- 25—Wisconsin, 1978
- 23—Boston U., 1976
- 23—Minn. Duluth, 1985
- 23—Wisconsin, 1990

FEWEST PENALTIES

- (Min. two games)
- 3—Michigan, 1950
- 3—Boston College, 1963
- 4—Boston College, 1950
- 4—St. Lawrence, 1955
- 4—Clarkson, 1958
- 4—Denver, 1963
- 4—Boston U., 1974
- 4—Harvard, 1974

Most Outstanding Players

Year	Player, Team	Pos.	Cl.	Games	Goals	Frozen Four Statistics		
						Assists	Goals Ag.	Saves
1948	Joe Riley, Dartmouth.....	F	Jr.	2	4	0	—	—
1949	Dick Desmond, Dartmouth.....	G	Sr.	2	—	—	6	85
1950	Ralph Bevins, Boston U.	G	Sr.	2	—	—	16	64
1951	Don Whiston, Brown.....	G	Sr.	2	—	—	11	82
1952	Ken Kinsley, Colorado Col.	G	Sr.	2	—	—	7	85
1953	John Matchefts, Michigan.....	F	Sr.	2	3	1	—	—
1954	Abbie Moore, Rensselaer.....	F	Sr.	2	2	1	—	—
1955	Phil Hilton, Colorado Col.	D	Sr.	2	0	1	—	—
1956	Lorne Howes, Michigan.....	G	Jr.	2	—	—	6	68
1957	Bob McCusker, Colorado Col.	F	Jr.	2	7	2	—	—
1958	Murray Massier, Denver.....	F	So.	2	1	3	—	—
1959	Reg Morelli, North Dakota.....	F	Jr.	2	3	1	—	—
1960	Lou Angotti, Michigan Tech.....	F	So.	2	3	1	—	—
	Bob Marquis, Boston U.....	F	Sr.	2	3	2	—	—
	Barry Urbanski, Boston U.....	G	Jr.	2	—	—	12	68
1961	Bill Masterton, Denver.....	F	Jr.	2	5	3	—	—
1962	Lou Angotti, Michigan Tech.....	F	Sr.	2	3	0	—	—
1963	Al McLean, North Dakota.....	F	Sr.	2	3	2	—	—
1964	Bob Gray, Michigan.....	G	Sr.	2	—	—	5	53
1965	Gary Milroy, Michigan Tech.....	F	So.	2	3	3	—	—
1966	Gaye Cooley, Michigan St.	G	Jr.	2	—	—	2	48
1967	Walt Stanowski, Cornell.....	D	Jr.	2	2	2	—	—
1968	Gerry Powers, Denver.....	G	Jr.	2	—	—	1	31
1969	Keith Magnuson, Denver.....	D	Sr.	2	1	5	—	—
1970	Dan Lodboa, Cornell.....	D	Sr.	2	3	1	—	—
1971	Dan Brady, Boston U.....	G	Jr.	2	—	—	4	53
1972	Tim Regan, Boston U.....	G	Sr.	2	—	—	1	65
1973	Dean Talafous, Wisconsin.....	F	Jr.	2	3	1	—	—
1974	Brad Shelstad, Minnesota.....	G	Sr.	2	—	—	6	68
1975	Jim Warden, Michigan Tech.....	G	Sr.	2	—	—	6	51
1976	Tom Vannelli, Minnesota.....	F	Jr.	2	2	5	—	—
1977	Julian Baretta, Wisconsin.....	G	So.	2	—	—	8	57
1978	Jack O'Callahan, Boston U.....	D	Jr.	2	0	6	—	—
1979	Steve Janaszak, Minnesota.....	G	Sr.	2	—	—	6	62
1980	Doug Smail, North Dakota.....	F	Sr.	2	4	0	—	—
1981	Marc Behrend, Wisconsin.....	G	So.	2	—	—	4	55
1982	Phil Sykes, North Dakota.....	F	Sr.	2	4	2	—	—
1983	Marc Behrend, Wisconsin.....	G	Sr.	2	—	—	2	41
1984	Gary Kruzich, Bowling Green.....	G	Fr.	2	—	—	5	57
1985	Chris Terreri, Providence.....	G	Jr.	2	—	—	5	102
1986	Mike Donnelly, Michigan St.	F	Sr.	2	2	0	—	—
1987	Tony Hrkac, North Dakota.....	F	So.	2	1	4	—	—
1988	Bruce Hoffort, Lake Superior St.	G	Fr.	2	—	—	6	82
1989	Ted Donato, Harvard.....	F	So.	2	3	2	—	—
1990	Chris Tancill, Wisconsin.....	F	Sr.	2	3	0	—	—
1991	Scott Beattie, Northern Mich.....	F	So.	2	3	3	—	—
1992	Paul Constantin, Lake Superior St. .	F	Sr.	2	3	0	—	—
1993	Jim Montgomery, Maine.....	F	Sr.	2	3	1	—	—
1994	Sean Tallaire, Lake Superior St.....	F	So.	2	3	3	—	—
1995	Chris O'Sullivan, Boston U.....	F	So.	2	3	0	—	—
1996	Brendan Morrison, Michigan.....	F	Jr.	2	2	1	—	—
1997	Matt Henderson, North Dakota.....	F	Jr.	2	3	2	—	—
1998	Marty Turco, Michigan.....	G	Sr.	2	—	—	2	47
1999	Alfie Michaud, Maine.....	G	Jr.	2	—	—	3	81
2000	Lee Goren, North Dakota.....	F	Sr.	2	2	1	—	—
2001	Chuck Kobasew, Boston College....	F	Fr.	2	3	1	—	—
2002	Grant Potulny, Minnesota.....	F	So.	2	3	0	—	—
2003	Thomas Vanek, Minnesota.....	F	Fr.	2	2	2	—	—
2004	Adam Berkhoel, Denver.....	G	Sr.	2	—	—	3	50
2005	Peter Mannino, Denver.....	G	Fr.	2	—	—	3	85
2006	Robbie Earl, Wisconsin.....	F	Sr.	2	3	1	—	—
2007	Justin Abdelkader, Michigan St.....	F	So.	2	1	2	—	—
2008	Nathan Gerbe, Boston College.....	F	Jr.	2	5	3	—	—
2009	Colby Cohen, Boston U.....	D	So.	2	1	—	—	—
2010	Ben Smith, Boston College.....	F	Sr.	2	3	1	—	—

All-Tournament Teams

(1948-2010)

*Most Outstanding Player(s)

#Participation in tournament vacated

1948

FIRST TEAM

G—Bernie Burke, Boston College
D—Connie Hill, Michigan
D—Ron Newson, Colorado Col.
F—Wally Grant, Michigan
F—Bill Riley, Dartmouth
F—Joe Riley, Dartmouth *

SECOND TEAM

G—Dick Desmond, Dartmouth
D—Ross Smith, Michigan
D—Ed Songin, Boston College
F—Wally Gacek, Michigan
F—Bruce Stewart, Colorado Col.
F—Joe Slattery, Colorado Col.

1949

FIRST TEAM

G—Dick Desmond, Dartmouth *
D—Ed Songin, Boston College
D—Mike Thayer, Dartmouth
F—Wally Grant, Michigan
F—Jack Mulhern, Boston College
F—Joe Riley, Dartmouth

SECOND TEAM

G—Bernie Burke, Boston College
D—Ron Newson, Colorado Col.
D—Lew Meier, Colorado Col.
F—Bill Riley, Dartmouth
F—Wally Gacek, Michigan
F—Connie Hill, Michigan

1950

FIRST TEAM

G—Ralph Bevins, Boston U. *
D—Ross Smith, Michigan
D—Jim Starrak, Colorado Col.
F—Walt Anderson, Boston U.
F—Tony Frasca, Colorado Col.
F—Jack Garrity, Boston U.

SECOND TEAM

G—Roy Ikola, Colorado Col.
D—Ed Songin, Boston College
D—Joe Folino, Boston U.
F—Jack Mulhern, Boston College
F—Wally Grant, Michigan
F—Ron Hartwell, Colorado Col.

1951

FIRST TEAM

G—Don Whiston, Brown *
D—Bob Heathcott, Michigan
D—Jim Starrak, Colorado Col.
F—Gil Burford, Michigan
F—Neil Celley, Michigan
F—John Matchefts, Michigan

SECOND TEAM

G—Hal Downes, Michigan
D—Jim Sutherland, Brown
D—John Murphy, Brown
F—Jack Garrity, Boston U.
F—Al Gubbins, Brown
F—Omer Brandt, Colorado Col.

1952

FIRST TEAM

G—Ken Kinsley, Colorado Col. *
D—Jim Haas, Michigan
D—Len Maccini, Colorado Col.
F—George Chin, Michigan
F—John McKennell, Michigan
F—Doug Philpott, Michigan

SECOND TEAM

G—Paul Cruikshank, Yale
D—Steve Leolich, Colorado Col.
D—Reggie Shave, Michigan
F—Earl Keyes, Michigan
F—Wally Kilrea, Yale
F—Omer Brandt, Colorado Col.

1953

FIRST TEAM

G—Jim Mattson, Minnesota
D—Alex MacLellan, Michigan
D—Tom Wegleitner, Minnesota
F—John Matchefts, Michigan *
F—Dick Meredith, Minnesota
F—Abbie Moore, Rensselaer

SECOND TEAM

G—Willard Ikola, Michigan
D—Herb LaFontaine, Rensselaer
D—Reggie Shave, Michigan
F—John Mayasich, Minnesota
F—George Chin, Michigan
F—Frank Chiarelli, Rensselaer

1954

FIRST TEAM

G—Bob Fox, Rensselaer
D—Jim Pope, Rensselaer
D—Ken Yackel, Minnesota
F—Frank Chiarelli, Rensselaer
F—John Mayasich, Minnesota
F—Gordie Peterkin, Rensselaer

SECOND TEAM

G—Jim Mattson, Minnesota
D—Jim Haas, Michigan
D—Bob Siblo, Boston College
F—Abbie Moore, Rensselaer *
F—Bill MacFarland, Michigan
F—Dick Dougherty, Minnesota

1955

FIRST TEAM

G—Lorne Howes, Michigan
D—Phil Hilton, Colorado Col. *
D—Doug Silverberg, Colorado Col.
F—Bill Cleary, Harvard
F—Bill MacFarland, Michigan
F—Tom Rendall, Michigan

SECOND TEAM

G—Bill Sloan, St. Lawrence
D—Bob Schiller, Michigan
D—Mike Buchanan, Michigan
F—Clare Smith, Colorado Col.
F—Ken Smith, Colorado Col.
F—Dick Dunnigan, Michigan

1956

FIRST TEAM

G—Lorne Howes, Michigan *
D—Bob Pitts, Michigan
D—Bob Schiller, Michigan
F—Pete Aubry, Michigan Tech
F—Tom Rendall, Michigan
F—Ed Switzer, Michigan

SECOND TEAM

G—Sarge Whittier, St. Lawrence
D—Bill Renner, St. Lawrence
D—Willie Tattersall, Michigan Tech
F—Cliff Wylie, Michigan Tech
F—Ron Stenlund, Michigan Tech
F—Joe McLean, St. Lawrence

1957

FIRST TEAM

G—Ed MacDonald, Clarkson
D—Bob Pitts, Michigan
D—Don Wishart, Colorado Col.
F—Bill Hay, Colorado Col.
F—Bob McCusker, Colorado Col. *
F—Tom Rendall, Michigan

SECOND TEAM

G—Ross Childs, Michigan
D—Dick McGhee, Colorado Col.
D—Bob Schiller, Michigan
F—Bob McVey, Harvard
F—Dick Dunnigan, Michigan
F—John Andrews, Colorado Col.

1958

FIRST TEAM

G—Rodney Schneck, Denver
D—Bill Steenson, North Dakota
D—Ed Zemrau, Denver
F—Murray Massier, Denver *
F—Bob Van Lammers, Clarkson
F—Jim Brown, Denver

SECOND TEAM

G—Ed MacDonald, Clarkson
D—Blair Livingstone, Denver
D—Ralph Lyndon, North Dakota
F—Barry Sharp, Denver
F—Ron King, North Dakota
F—John MacMillan, Denver

1959

FIRST TEAM

G—Joe Selinger, Michigan St.
D—Joe Jangro, Boston College
D—Pat Presley, St. Lawrence
F—Reg Morelli, North Dakota *
F—Bill MacKenzie, Michigan St.
F—Ed Thomlinson, North Dakota

SECOND TEAM

G—Jim Logue, Boston College
D—Ralph Lyndon, North Dakota
D—Ed Pollesel, Michigan St.
F—Larry Langill, St. Lawrence
F—Tom Mustonen, Michigan St.
F—Joe Poole, North Dakota

1960

FIRST TEAM

G—Barry Urbanski, Boston U. *
D—Marty Howe, Denver
D—George Konik, Denver
F—Lou Angotti, Michigan Tech *
F—Paul Coppo, Michigan Tech
F—Bob Marquis, Boston U. *

SECOND TEAM

G—George Kirkwood, Denver
D—Henry Akervall, Michigan Tech
D—Pat Enright, Boston U.
F—Terry Slater, St. Lawrence
F—John MacMillan, Denver
F—John Kosiancic, Michigan Tech

1961

FIRST TEAM

G—Mike Larson, Minnesota
D—Marty Howe, Denver
D—Grant Munro, Denver
F—Trent Beatty, Denver
F—Bill Masterton, Denver *
F—Jerry Walker, Denver

SECOND TEAM

G—George Kirkwood, Denver
D—George Konik, Denver
D—Arlie Parker, St. Lawrence
F—Terry Slater, St. Lawrence
F—Jim Josephson, Rensselaer
F—Ron Constantine, Minnesota

1962

FIRST TEAM

G—Richie Broadbelt, St. Lawrence
D—Henry Akervall, Michigan Tech
D—Elov Seger, Michigan Tech
F—Lou Angotti, Michigan Tech *
F—Red Berenson, Michigan
F—John Ivanitz, Michigan Tech

SECOND TEAM

G—Garry Bauman, Michigan Tech
 D—Cal Wagner, Clarkson
 D—Don Rodgers, Michigan
 F—Jerry Sullivan, Michigan Tech
 F—Larry Babcock, Michigan
 F—Hal Pettersen, Clarkson

1963**FIRST TEAM**

G—Tom Apprille, Boston College
 D—George Goodacre, North Dakota
 D—Don Ross, North Dakota
 F—Al McLean, North Dakota *
 F—Dave Merrifield, North Dakota
 F—Don Stokaluk, North Dakota

SECOND TEAM

G—Wayne Gibbons, Clarkson
 D—Jim Kenning, Denver
 D—Maurice Roberge, North Dakota
 F—Jack Leetch, Boston College
 F—Corby Adams, Clarkson
 F—Bob Hamill, Denver

1964**FIRST TEAM**

G—Bob Gray, Michigan *
 D—Tom Polonic, Michigan
 D—Wayne Smith, Denver
 F—Andy Herrebout, Denver
 F—Bill Staub, Denver
 F—Gordon Wilkie, Michigan

SECOND TEAM

G—Bob Bellemore, Providence
 D—Jim Kenning, Denver
 D—Larry Kish, Providence
 D—Barry MacDonald, Michigan
 F—Mel Wakabayashi, Michigan
 F—Jerry Knightley, Rensselaer
 F—Jack Cole, Michigan

1965**FIRST TEAM**

G—Tony Esposito, Michigan Tech
 D—Dennis Huculak, Michigan Tech
 D—Pete Leiman, Michigan Tech
 F—John Cuniff, Boston College
 F—Gary Milroy, Michigan Tech *
 F—Wayne Weller, Michigan Tech

SECOND TEAM

G—Pat Murphy, Boston College
 D—Roy Davidson, North Dakota
 D—Ralph Toran, Boston College
 F—Gerry Kell, North Dakota
 F—Bob Stoyko, North Dakota
 F—Dennis Macks, Brown

1966**FIRST TEAM**

G—Gaye Cooley, Michigan St. *
 D—Don Heaphy, Michigan St.
 D—Wayne Smith, Denver
 F—Mike Coppo, Michigan St.
 F—Tom Hurley, Clarkson
 F—Brian McAndrew, Michigan St.

SECOND TEAM

G—Terry Yurkiewicz, Clarkson
 D—Pete McLachlan, Boston U.
 D—Bob Brawley, Michigan St.
 F—Tom Mikkola, Michigan St.
 F—John McLennan, Clarkson
 F—Lyle Bradley, Denver

1967**FIRST TEAM**

G—Ken Dryden, Cornell
 D—Harry Orr, Cornell
 D—Walt Stanowski, Cornell *
 F—Mike Doran, Cornell
 F—Tom Mikkola, Michigan St.
 F—Jim Quinn, Boston U.

SECOND TEAM

G—Wayne Ryan, Boston U.
 D—Peter McLachlan, Boston U.
 D—Brian Gilmour, Boston U.
 F—Doug Ferguson, Cornell
 F—Dave Ferguson, Cornell
 F—Brian McAndrew, Michigan St.

1968**FIRST TEAM**

G—Gerry Powers, Denver *
 D—Terry Abram, North Dakota
 D—Keith Magnuson, Denver
 F—Brian Cornell, Cornell
 F—Bob Munro, North Dakota
 F—Bob Trembecky, Denver

SECOND TEAM

G—Ken Dryden, Cornell
 D—Tim Gould, Denver
 D—Terry Ogden, North Dakota
 F—Dave Kartio, North Dakota
 F—Jim Wiste, Denver
 F—Tom Gilmore, Denver

1969**FIRST TEAM**

G—Gerry Powers, Denver
 D—Keith Magnuson, Denver *
 D—Bruce Pattison, Cornell
 F—Brian Cornell, Cornell
 F—Tom Miller, Denver
 F—Bob Trembecky, Denver

SECOND TEAM

G—Ken Dryden, Cornell
 D—Tim Gould, Denver
 D—Steve Giuliani, Cornell
 F—Al Karlander, Michigan Tech
 F—Ron Mark, Harvard
 F—Peter Tufford, Cornell

1970

G—Bruce Bullock, Clarkson
 D—Steve Giuliani, Cornell
 D—Dan Lodboa, Cornell *
 F—John Hughes, Cornell
 F—Rick Magnusson, Clarkson
 F—Bob Poffenroth, Wisconsin

1971

G—Dan Brady, Boston U. *
 D—Bob Brown, Boston U.
 D—Bruce McIntosh, Minnesota
 F—Dean Blais, Minnesota
 F—Don Cahoon, Boston U.
 F—Steve Stirling, Boston U.

1972

G—Tim Regan, Boston U. *
 D—Bob Brown, Boston U.
 D—Ric Jordan, Boston U.
 F—John Danby, Boston U.
 F—Bob Krieger, Denver
 F—Dave Westner, Cornell
 F—Gary Winchester, Wisconsin

1973

G—Jim Makey, Wisconsin
 D—Bruce Affleck, Denver #
 D—John Taft, Wisconsin
 F—Stan Hinkley, Wisconsin
 F—Peter McNab, Denver #
 F—Dean Talafous, Wisconsin *

1974

G—Brad Shelstad, Minnesota *
 D—Les Auge, Minnesota
 D—Jim Nahrgang, Michigan Tech
 F—Steve Jensen, Michigan Tech
 F—Jim McMahon, Harvard
 F—Mike Polich, Minnesota

1975

G—Jim Warden, Michigan Tech *
 D—Reed Larson, Minnesota
 D—Bob Lorimer, Michigan Tech
 F—Bob D'Alvise, Michigan Tech
 F—Steve Jensen, Michigan Tech
 F—Warren Miller, Minnesota

1976

No team named
 MOP—Tom Vannelli, F, Minnesota

1977

G—Julian Baretta, Wisconsin *
 D—Craig Norwich, Wisconsin
 D—John Taft, Wisconsin
 F—Dave Debol, Michigan
 F—Rick Meagher, Boston U.
 F—Dave Silk, Boston U.

1978

G—Paul Skidmore, Boston College
 D—Dick Lamby, Boston U.
 D—Jack O'Callahan, Boston U. *
 F—Mark Fidler, Boston U.
 F—Joe Mullen, Boston College
 F—Dave Silk, Boston U.

1979

G—Steve Janaszak, Minnesota *
 D—Mike Ramsey, Minnesota
 D—Howard Walker, North Dakota
 F—Steve Christoff, Minnesota
 F—Eric Strobel, Minnesota
 F—Mark Taylor, North Dakota

1980

G—Steve Weeks, Northern Mich.
 D—Marc Chorney, North Dakota
 D—Tom Laidlaw, Northern Mich.
 F—Roy Kerling, Cornell
 F—Doug Small, North Dakota *
 F—Phil Sykes, North Dakota

1981

G—Marc Behrend, Wisconsin *
 D—Mike Knoke, Minnesota
 D—Tim Watters, Michigan Tech
 F—Steve Bozek, Northern Mich.
 F—Aaron Broten, Minnesota
 F—John Newberry, Wisconsin

1982

G—Darren Jensen, North Dakota
 D—Bruce Driver, Wisconsin
 D—James Patrick, North Dakota
 F—Cary Eades, North Dakota
 F—John Newberry, Wisconsin
 F—Phil Sykes, North Dakota *

1983

G—Marc Behrend, Wisconsin *
 D—Chris Chelios, Wisconsin
 D—Mark Fusco, Harvard
 F—Pat Flatley, Wisconsin
 F—Scott Fusco, Harvard
 F—Paul Houck, Wisconsin

1984

G—Rick Kosti, Minn. Duluth
 G—Gary Kruzich, Bowling Green *
 D—Dave Ellett, Bowling Green
 D—Garry Galley, Bowling Green
 F—Dean Barsness, North Dakota
 F—Bob Lakso, Minn. Duluth
 F—Lyle Phair, Michigan St.

1985

G—Chris Terreri, Providence *
 D—Tim Friday, Rensselaer
 D—Ken Hammond, Rensselaer
 F—Adam Oates, Rensselaer
 F—George Servinis, Rensselaer
 F—Bill Watson, Minn. Duluth

1986

G—Norm Foster, Michigan St.
 D—Mark Benning, Harvard
 D—Don McSween, Michigan St.
 F—Allen Bourbeau, Harvard
 F—Mike Donnelly, Michigan St. *
 F—Jeff Parker, Michigan St.

1987

G—Ed Belfour, North Dakota
 D—Ian Kidd, North Dakota
 D—Chris Luongo, Michigan St.
 D—Don McSween, Michigan St.
 F—Tony Hrkac, North Dakota *
 F—Bob Joyce, North Dakota
 F—Corey Millen, Minnesota

1988

G—Bruce Hoffort, Lake Superior St. *
 D—Kord Cernich, Lake Superior St.
 D—Brian McColgan, St. Lawrence
 F—David Capuano, Maine
 F—Mike de Carle, Lake Superior St.
 F—Pete Lappin, St. Lawrence

1989

G—Allain Roy, Harvard
 D—Todd Richards, Minnesota
 D—Kevin Sneddon, Harvard
 F—Jon Anderson, Minnesota
 F—Ted Donato, Harvard *
 F—Lane MacDonald, Harvard

1990

G—Duane Derksen, Wisconsin
 D—Rob Andringa, Wisconsin
 D—Mark Osiecki, Wisconsin
 F—John Byce, Wisconsin
 F—Joel Gardner, Colgate
 F—Chris Tancill, Wisconsin *

1991

G—Bill Pye, Northern Mich.
 D—Lou Melone, Northern Mich.
 D—Brad Werenka, Northern Mich.
 F—Tony Amonte, Boston U.
 F—Scott Beattie, Northern Mich. *
 F—Jean-Yves Roy, Maine

1992

G—Darrin Madeley, Lake Superior St.
 D—Mark Astley, Lake Superior St.
 D—Barry Richter, Wisconsin #
 F—Paul Constantin, Lake Superior St. *
 F—Brian Rolston, Lake Superior St.
 F—Jason Zent, Wisconsin #

1993

G—Garth Snow, Maine
 D—Chris Imes, Maine
 D—Michael Smith, Lake Superior St.
 F—Paul Kariya, Maine
 F—Jim Montgomery, Maine *
 F—Brian Rolston, Lake Superior St.

1994

G—Blaine Lacher, Lake Superior St.
 D—Keith Aldridge, Lake Superior St.
 D—Steven Barnes, Lake Superior St.
 F—Clayton Beddoes, Lake Superior St.
 F—Mike Pomichter, Boston U.
 F—Sean Tallaire, Lake Superior St. *

1995

G—Blair Allison, Maine
 D—Chris Imes, Maine
 D—Kaj Linna, Boston U.
 F—Shawn Bates, Boston U.
 F—Chris O'Sullivan, Boston U. *
 F—Dan Shermerhorn, Maine

1996

G—Marty Turco, Michigan
 D—Steven Halko, Michigan
 D—Scott Swanson, Colorado Col.
 F—Peter Geronazzo, Colorado Col.
 F—Brendan Morrison, Michigan *
 F—Martin St. Louis, Vermont

1997

G—Aaron Schweitzer, North Dakota
 D—Curtis Murphy, North Dakota
 D—Tom Poti, Boston U.
 F—Chris Drury, Boston U.
 F—Matt Henderson, North Dakota *
 F—David Hoogsteen, North Dakota

1998

G—Marty Turco, Michigan *
 D—Bubba Berenzweig, Michigan
 D—Mike Mottau, Boston College
 F—Mark Kosick, Michigan
 F—Josh Langfeld, Michigan
 F—Marty Reasoner, Boston College

1999

G—Alfie Michaud, Maine *
 D—David Cullen, Maine
 D—Jayme Filipowicz, New Hampshire
 F—Niko Dimitrakos, Maine
 F—Jason Krog, New Hampshire
 F—Mike Souza, New Hampshire

2000

G—Karl Goehring, North Dakota
 D—Mike Commodore, North Dakota
 D—Mike Mottau, Boston College
 F—Jeff Farkas, Boston College
 F—Lee Goren, North Dakota *
 F—Bryan Lundbohm, North Dakota

2001

G—Scott Clemmensen, Boston College
 D—Travis Roche, North Dakota
 D—Rob Scuderi, Boston College
 F—Chuck Kobasew, Boston College *
 F—Krys Kolanos, Boston College
 F—Bryan Lundbohm, North Dakota

2002

G—Adam Hauser, Minnesota
 D—Michael Schutte, Maine
 D—Peter Metcalf, Maine
 F—John Pohl, Minnesota
 F—Grant Potulny, Minnesota *
 F—Robert Liscak, Maine

2003

G—Travis Weber, Minnesota
 D—Paul Martin, Minnesota
 D—Matt DeMarchi, Minnesota
 F—Steve Saviano, New Hampshire
 F—Thomas Vanek, Minnesota *
 F—Nathan Martz, New Hampshire

2004

G—Adam Berkhoel, Denver *
 D—Ryan Caldwell, Denver
 D—Prestin Ryan, Maine
 F—Junior Lessard, Minn. Duluth
 F—Dustin Penner, Maine
 F—Connor James, Denver

2005

G—Peter Mannino, Denver *
 D—Brett Skinner, Denver
 D—Matt Carle, Denver
 F—Paul Stastny, Denver
 F—Travis Zajac, North Dakota
 F—Gabe Gauthier, Denver

2006

G—Brian Elliott, Wisconsin
 D—Tom Gilbert, Wisconsin
 D—Brett Motherwell, Boston College
 F—Adam Burish, Wisconsin
 F—Chris Collins, Boston College
 F—Robbie Earl, Wisconsin *

2007

G—Jeff Lerg, Michigan St.
 D—Tyler Howells, Michigan St.
 D—Brian Boyle, Boston College
 F—Tim Kennedy, Michigan St.
 F—Nathan Gerbe, Boston College
 F—Justin Abdelkader, Michigan St. *

2008

G—John Muse, Boston College
 D—Mike Brennan, Boston College
 D—Kyle Lawson, Notre Dame
 F—Kevin Deeth, Notre Dame
 F—Nathan Gerbe, Boston College*
 F—Ben Smith, Boston College

2009

G—Kieran Millan, Boston U.
 D—Colby Cohen, Boston U. *
 D—Kevin Roeder, Miami (OH)
 F—Nick Bonino, Boston U.
 F—Colin Wilson, Boston U.
 F—Tommy Wingels, Miami (OH)

2010

G—John Muse, Boston College
 D—Brian Dumoulin, Boston College
 D—Brendan Smith, Wisconsin
 F—Ben Smith, Boston College *
 F—Cam Atkinson, Boston College
 F—Joe Whitney, Boston College

Championship Game Records

Championship Game Records	15
Individual.....	15
Team	15



Championship Game Records

The following records are from the NCAA championship game. A performance later vacated is indicated by (*).

Individual

GOALS

- 4—Chris Ray, Colorado Col. vs. Boston U., March 18, 1950
- 4—Bob McCusker, Colorado Col. vs. Michigan, March 16, 1957
- 4—Doug Smail, North Dakota vs. Northern Mich., March 29, 1980
- 3—Wally Gacek, Michigan vs. Dartmouth, March 20, 1948
- 3—Ed Switzer, Michigan vs. Michigan Tech, March 17, 1956
- 3—Bill Masterton, Denver vs. St. Lawrence, March 18, 1961
- 3—John Ivanitz, Michigan Tech vs. Clarkson, March 17, 1962
- 3—Bob Hamill, Denver vs. North Dakota, March 16, 1963
- 3—Dan Lodboa, Cornell vs. Clarkson, March 21, 1970
- 3—Phil Sykes, North Dakota vs. Wisconsin, March 27, 1982
- 3—Allen Bourbeau, Harvard vs. Michigan St., March 29, 1986
- 3—John Byce, Wisconsin vs. Colgate, April 1, 1990
- 3—Scott Beattie, Northern Mich. vs. Boston U., March 30, 1991 (3 ot)
- 3—Darryl Plandowski, Northern Mich. vs. Boston U., March 30, 1991 (3 ot)
- 3—Jason Zent, Wisconsin vs. Lake Superior St., April 4, 1992
- 3—Jim Montgomery, Maine vs. Lake Superior St., April 3, 1993

FASTEST GAME-OPENING GOAL

- :20—Luc St. Jean, Clarkson vs. Cornell, March 21, 1970
- :23—Ed Switzer, Michigan vs. Michigan Tech, March 17, 1956
- :28—Patrice Tardif, Maine vs. Lake Superior St., April 3, 1993
- :38—John Ivanitz, Michigan Tech vs. Clarkson, March 17, 1962
- :38—Mark Fidler, Boston U. vs. Boston College, March 25, 1978

FASTEST CONSECUTIVE GOALS

- :51—John MacMillan, Denver vs. Michigan Tech, March 19, 1960
- 1:14—Jim Montgomery, Maine vs. Lake Superior St., April 3, 1993
- 1:53—John Byce, Wisconsin vs. Colgate, April 1, 1990
- 2:41—Warren Young, Michigan Tech vs. Minnesota, March 27, 1976
- 2:55—Dan Lodboa, Cornell vs. Clarkson, March 21, 1970

FASTEST HAT TRICK

- 4:35—Jim Montgomery, Maine vs. Lake Superior St., April 3, 1993
- 7:14—Dan Lodboa, Cornell vs. Clarkson, March 21, 1970
- 8:23—Scott Beattie, Northern Mich. vs. Boston U., March 30, 1991
- 11:13—Chris Ray, Colorado Col. vs. Boston U., March 18, 1950
- 13:35—Doug Smail, North Dakota vs. Northern Mich., March 29, 1980

ASSISTS

- 4—Tom Vannelli, Minnesota vs. Michigan Tech, March 27, 1976
- 4—Phil Sykes, North Dakota vs. Northern Mich., March 29, 1980
- 4—Gerald Tallaire, Lake Superior St. vs. Boston U., April 2, 1994
- 3—22 times, most recent: Joe Whitney, Boston College vs. Wisconsin, April 10, 2010

POINTS

- 6—Wally Gacek, Michigan vs. Dartmouth, March 20, 1948 (3 goals, 3 assists)

- 6—Chris Ray, Colorado Col. vs. Boston U., March 18, 1950 (4 goals, 2 assists)
- 6—Bob McCusker, Colorado Col. vs. Michigan, March 16, 1957 (4 goals, 2 assists)
- 5—Wally Grant, Michigan vs. Dartmouth, March 20, 1948 (2 goals, 3 assists)
- 5—Harry Whitworth, Colorado Col. vs. Boston U., March 18, 1950 (2 goals, 3 assists)
- 5—Bill Masterton, Denver vs. St. Lawrence, March 18, 1961 (3 goals, 2 assists)
- 5—Tom Vannelli, Minnesota vs. Michigan Tech, March 27, 1976 (1 goal, 4 assists)
- 5—Phil Sykes, North Dakota vs. Northern Mich., March 29, 1980 (1 goal, 4 assists)

PENALTIES

- 4—Bunt Hubchik, Colorado Col. vs. Michigan, March 12, 1955
- 4—Ed Zemrau, Denver vs. North Dakota, March 15, 1958
- 4—Bob Pallante, Michigan Tech vs. Clarkson, March 17, 1962
- 4—Craig Woodcroft, Colgate vs. Wisconsin, April 1, 1990
- 3—19 times, most recent: Joe Whitney, Boston College vs. Wisconsin, April 10, 2010

SAVES

- 55—Rick Kost, Minn. Duluth vs. Bowling Green, March 24, 1984 (4 ot)
- 49—Bruce Hoffort, Lake Superior St. vs. St. Lawrence, April 2, 1988 (ot)
- 47—Lorne Howes, Michigan vs. Colorado Col., March 12, 1955
- 46—Ken Kinsley, Colorado Col. vs. Michigan, March 15, 1952
- 46—Alfie Michaud, Maine vs. New Hampshire, April 3, 1999 (ot)

SHUTOUTS

- Gerry Powers, Denver vs. North Dakota, March 16, 1968 (4-0)
- Tim Regan, Boston U. vs. Cornell, March 18, 1972 (4-0)
- Adam Berkhoel, Denver vs. Maine, April 10, 2004 (1-0)
- John Muse, Boston College vs. Wisconsin, April 10, 2010 (5-0)

Team

GOALS

- 13—Colorado Col. vs. Boston U. (4), March 18, 1950
- 13—Colorado Col. vs. Michigan (6), March 16, 1957
- 12—Denver vs. St. Lawrence (2), March 18, 1961
- 9—Lake Superior St. vs. Boston U. (1), April 2, 1994
- 8—Michigan vs. Dartmouth (4), March 20, 1948
- 8—Michigan Tech vs. Boston College (2), March 20, 1965
- 8—Northern Mich. vs. Boston U. (7), March 30, 1991 (3 ot)

GOALS, BOTH TEAMS

- 19—Colorado Col. (13) vs. Michigan (6), March 16, 1957
- 17—Colorado Col. (13) vs. Boston U. (4), March 18, 1950
- 15—Northern Mich. (8) vs. Boston U. (7), March 30, 1991 (3 ot)
- 14—Denver (12) vs. St. Lawrence (2), March 18, 1961
- 12—Michigan (8) vs. Dartmouth (4), March 20, 1948
- 12—Michigan (7) vs. Michigan Tech (5), March 17, 1956

GOALS, PERIOD

- 10—Colorado Col. vs. Boston U., March 18, 1950 (3rd)
- 7—Colorado Col. vs. Michigan, March 16, 1957 (3rd)
- 5—Denver vs. St. Lawrence, March 18, 1961 (1st)
- 5—North Dakota vs. Denver, March 16, 1963 (1st)
- 5—Northern Mich. vs. Boston U., March 30, 1991 (2nd)
- 5—Lake Superior St. vs. Boston U., April 2, 1994 (2nd)
- 5—North Dakota vs. Boston U., March 29, 1997 (2nd)

GOALS, PERIOD, BOTH TEAMS

- 13—Colorado Col. (10) vs. Boston U. (3), March 18, 1950 (3rd)
- 9—Colorado Col. (7) vs. Michigan (2), March 16, 1957 (3rd)
- 7—Michigan (4) vs. Michigan Tech (3), March 17, 1956 (1st)
- 7—Denver (5) vs. St. Lawrence (2), March 18, 1961 (1st)
- 7—North Dakota (5) vs. Denver (2), March 16, 1963 (1st)

GOALS, LOSING TEAM

- 7—Boston U. vs. Northern Mich. (8), March 30, 1991 (3 ot)
- 6—Michigan vs. Colorado Col. (13), March 16, 1957
- 5—Michigan Tech vs. Michigan (7), March 17, 1956
- 5—Denver vs. North Dakota (6), March 16, 1963
- 5—Michigan vs. Wisconsin (6), March 26, 1977 (ot)
- 5—Harvard vs. Michigan St. (6), March 29, 1986

FEWEST GOALS

- 0—North Dakota vs. Denver (4), March 16, 1968
- 0—Cornell vs. Boston U. (4), March 18, 1972
- 0—Maine vs. Denver (1), April 10, 2004
- 0—Wisconsin vs. Boston College (5), April 10, 2010
- 1—Brown vs. Michigan (7), March 17, 1951
- 1—Colorado Col. vs. Michigan (4), March 15, 1952
- 1—Clarkson vs. Michigan Tech (7), March 17, 1962
- 1—Clarkson vs. Michigan St. (6), March 19, 1966
- 1—Boston U. vs. Cornell (4), March 18, 1967
- 1—Minnesota vs. Michigan Tech (6), March 15, 1975
- 1—Providence vs. Rensselaer (2), March 30, 1985
- 1—Boston U. vs. Lake Superior St. (9), April 2, 1994
- 1—New Hampshire vs. Minnesota (5), April 12, 2003
- 1—North Dakota vs. Denver (4), April 9, 2005
- 1—Boston College vs. Wisconsin (2), April 8, 2006
- 1—Boston College vs. Michigan St. (3), April 7, 2007
- 1—Notre Dame vs. Boston College (4), April 12, 2008

FEWEST GOALS, BOTH TEAMS

- 1—Denver (1) vs. Maine (0), April 10, 2004
- 3—Rensselaer (2) vs. Providence (1), March 30, 1985
- 3—Wisconsin (2) vs. Boston College (1), April 8, 2006
- 4—Denver (4) vs. North Dakota (0), March 16, 1968
- 4—Boston U. (4) vs. Cornell (0), March 18, 1972
- 4—Michigan St. (3) vs. Boston College (1), April 7, 2007
- 5—Michigan (4) vs. Colorado Col. (1), March 15, 1952
- 5—Cornell (4) vs. Boston U. (1), March 18, 1967
- 5—Michigan (3) vs. Colorado Col. (2), March 30, 1996 (ot)
- 5—Michigan (3) vs. Boston College (2), April 4, 1998 (ot)
- 5—Maine (3) vs. New Hampshire (2), April 3, 1999 (ot)
- 5—Boston College (3) vs. North Dakota (2), April 7, 2001 (ot)
- 5—Denver (4) vs. North Dakota (1), April 9, 2005
- 5—Boston College (4) vs. Notre Dame (1), April 12, 2008
- 5—Boston College (5) vs. Wisconsin (0), April 10, 2010

FASTEST CONSECUTIVE GOALS

- :05—Michigan (Gordon McMillan and Wally Gacek) vs. Dartmouth, March 20, 1948
- :12—Colorado Col. (Harry Whitworth and Carl Lawrence) vs. Boston U., March 18, 1950
- :14—Colorado Col. (Chris Ray and Ron Hartwell) vs. Boston U., March 18, 1950
- :15—Colorado Col. (Tony Frasca and Cam Berry) vs. Boston U., March 18, 1950
- :18—Denver (Greg Lacomy and Bob Hamill) vs. North Dakota, March 16, 1963
- :18—North Dakota (Murray Baron and Bob Joyce) vs. Michigan St., March 28, 1987

FASTEST CONSECUTIVE GOALS, OPPOSING TEAMS

- :08—Boston U. (Jack Garrity), then Colorado Col. (Tony Frasca), March 18, 1950
- :12—Cornell (Doug Ferguson), then Boston U. (Mike Sobeski), March 18, 1967
- :17—Rensselaer (Abbie Moore), then Minnesota (Ken Yackel), March 13, 1954
- :20—Bowling Green (Garry Galley), then Minn. Duluth (Mark Baron), March 24, 1984
- :22—Colorado Col. (Don Hersack), then Michigan (Tom Rendall), March 16, 1957

WINNING MARGIN

- 10—Denver (12) vs. St. Lawrence (2), March 18, 1961
- 9—Colorado Col. (13) vs. Boston U. (4), March 18, 1950
- 8—Lake Superior St. (9) vs. Boston U. (1), April 2, 1994
- 7—Colorado Col. (13) vs. Michigan (6), March 16, 1957
- 6—Michigan (7) vs. Brown (1), March 17, 1951
- 6—Michigan Tech (7) vs. Clarkson (1), March 17, 1962
- 6—Michigan Tech (8) vs. Boston College (2), March 20, 1965

MARGIN OVERCOME TO WIN

- 3—Minnesota vs. Michigan Tech, March 27, 1976 (trailed 3-0; won 6-4)
- 3—Northern Mich. vs. Boston U., March 30, 1991 (trailed 3-0; won 8-7, 3 ot)
- 2—Michigan vs. Dartmouth, March 20, 1948 (trailed 4-2; won 8-4)

- 2—Bowling Green vs. Minn. Duluth, March 24, 1984 (trailed 4-2; won 5-4, 4 ot)
- 2—Michigan St. vs. Harvard, March 29, 1986 (trailed 4-2; won 6-5)
- 2—Lake Superior St. vs. Wisconsin, April 4, 1992 (trailed 2-0; won 5-3)
- 2—Maine vs. Lake Superior St., April 3, 1993 (trailed 4-2; won 5-4)
- 2—North Dakota vs. Boston U., March 29, 1997 (trailed 2-0; won 6-4)
- 2—Boston U. vs. Miami (OH), April 11, 2009 (trailed 3-1; won 4-3 [ot])

ASSISTS

- 18—Denver vs. St. Lawrence, March 18, 1961 (12 goals)
- 17—Colorado Col. vs. Michigan, March 16, 1957 (13 goals)
- 16—Colorado Col. vs. Boston U., March 18, 1950 (13 goals)
- 16—Lake Superior St. vs. Boston U., April 2, 1994 (9 goals)
- 12—Michigan Tech vs. Boston College, March 20, 1965 (8 goals)
- 12—Wisconsin vs. Michigan, March 26, 1977 (6 goals) (ot)
- 12—Northern Mich. vs. Boston U., March 30, 1991 (8 goals) (3 ot)

ASSISTS, BOTH TEAMS

- 23—Northern Mich. (12) vs. Boston U. (11), March 30, 1991 (15 goals) (3 ot)
- 21—Colorado Col. (16) vs. Boston U. (5), March 18, 1950 (17 goals)
- 21—Colorado Col. (17) vs. Michigan (4), March 16, 1957 (19 goals)
- 21—Denver (18) vs. St. Lawrence (3), March 18, 1961 (14 goals)
- 20—Wisconsin (12) vs. Michigan (8), March 26, 1977 (11 goals) (ot)
- 20—Harvard (10) vs. Michigan St. (10), March 29, 1986 (11 goals)

FEWEST ASSISTS**(Excluding shutouts)**

- 1—Brown vs. Michigan, March 17, 1951 (1 goal)
- 1—Colorado Col. vs. Michigan, March 15, 1952 (1 goal)
- 1—Clarkson vs. Michigan Tech, March 17, 1962 (1 goal)
- 1—Denver vs. Maine, April 10, 2004 (1 goal)
- 1—Boston College vs. Wisconsin, April 8, 2006 (1 goal)
- 1—Boston College vs. Michigan St., April 7, 2007 (1 goal)

FEWEST ASSISTS, BOTH TEAMS

- 1—Denver (1) vs. Maine (0), April 10, 2004 (1 goal)
- 4—Michigan (2) vs. Colorado Col. (2), March 12, 1955 (8 goals)
- 4—Denver (4) vs. North Dakota, March 16, 1968 (4 goals, shutout)
- 4—Providence (2) vs. Rensselaer (2), March 30, 1985 (3 goals)
- 5—Michigan (4) vs. Colorado Col. (1), March 15, 1952 (5 goals)
- 5—Wisconsin (4) vs. Boston College (1), April 8, 2006 (3 goals)

POINTS

- 30—Colorado Col. vs. Michigan, March 16, 1957 (13 goals, 17 assists)
- 30—Denver vs. St. Lawrence, March 18, 1961 (12 goals, 18 assists)
- 29—Colorado Col. vs. Boston U., March 18, 1950 (13 goals, 16 assists)
- 25—Lake Superior St. vs. Boston U., April 2, 1994 (9 goals, 16 assists)
- 20—Michigan Tech vs. Boston College, March 20, 1965 (8 goals, 12 assists)
- 20—Northern Mich. vs. Boston U., March 30, 1991 (8 goals, 12 assists) (3 ot)

POINTS, BOTH TEAMS

- 40—Colorado Col. (13 goals, 17 assists) vs. Michigan (6 goals, 4 assists), March 16, 1957
- 38—Colorado Col. (13 goals, 16 assists) vs. Boston U. (4 goals, 5 assists), March 18, 1950
- 38—Northern Mich. (8 goals, 12 assists) vs. Boston U. (7 goals, 11 assists), March 30, 1991 (3 ot)
- 35—Denver (12 goals, 18 assists) vs. St. Lawrence (2 goals, 3 assists), March 18, 1961
- 31—Wisconsin (6 goals, 12 assists) vs. Michigan (5 goals, 8 assists), March 26, 1977 (ot)
- 31—Michigan St. (6 goals, 10 assists) vs. Harvard (5 goals, 10 assists), March 29, 1986

FEWEST POINTS**(Excluding shutouts)**

- 2—Brown vs. Michigan, March 17, 1951 (1 goal, 1 assist)
- 2—Colorado Col. vs. Michigan, March 15, 1952 (1 goal, 1 assist)
- 2—Clarkson vs. Michigan Tech, March 17, 1962 (1 goal, 1 assist)
- 2—Denver vs. Maine, April 10, 2004 (1 goal, 1 assist)
- 2—Boston College vs. Wisconsin, April 8, 2006 (1 goal, 1 assist)
- 2—Boston College vs. Michigan St., April 7, 2007 (1 goal, 1 assist)

FEWEST POINTS, BOTH TEAMS

- 2—Denver (1 goal, 1 assist) vs. Maine, April 10, 2004 (shutout)
- 7—Rensselaer (2 goals, 2 assists) vs. Providence (1 goal, 2 assists), March 30, 1985
- 8—Denver (4 goals, 4 assists) vs. North Dakota, March 16, 1968 (shutout)
- 8—Wisconsin (2 goals, 4 assists) vs. Boston College (1 goal, 1 assist), April 8, 2006
- 10—Michigan (4 goals, 4 assists) vs. Colorado Col. (1 goal, 1 assist), March 15, 1952
- 10—Boston U. (4 goals, 6 assists) vs. Cornell, March 18, 1972 (shutout)
- 10—Michigan St. (3 goals, 5 assists) vs. Boston College (1 goal, 1 assist), April 7, 2007

SHOTS ON GOAL

- 60—Bowling Green vs. Minn. Duluth, March 24, 1984 (5 goals) (4 ot)
- 52—Michigan vs. Brown, March 17, 1951 (7 goals)
- 52—St. Lawrence vs. Lake Superior St., April 2, 1988 (3 goals) (ot)
- 50—Michigan vs. Colorado Col., March 15, 1952 (4 goals)
- 50—Colorado Col. vs. Michigan, March 12, 1955 (3 goals)
- 50—Denver vs. St. Lawrence, March 18, 1961 (12 goals)

SHOTS ON GOAL, BOTH TEAMS

- 96—Bowling Green (60) vs. Minn. Duluth (36), March 24, 1984 (9 goals) (4 ot)
- 88—Northern Mich. (48) vs. Boston U. (40), March 30, 1991 (15 goals) (3 ot)
- 87—St. Lawrence (52) vs. Lake Superior St. (35), April 2, 1988 (7 goals) (ot)
- 87—New Hampshire (48) vs. Maine (39), April 3, 1999 (5 goals) (ot)
- 84—Michigan Tech (44) vs. Clarkson (40), March 17, 1962 (8 goals)

SHOTS ON GOAL, PERIOD

- 23—Colorado Col. vs. Michigan, March 12, 1955 (2 goals)
- 23—North Dakota vs. Denver, April 9, 2005 (0 goals)
- 22—Minnesota vs. Rensselaer, March 13, 1954 (2 goals)
- 22—Michigan Tech vs. Michigan, March 17, 1956 (3 goals)
- 21—Michigan vs. Brown, March 17, 1951 (3 goals)

SHOTS ON GOAL, PERIOD, BOTH TEAMS

- 36—Michigan Tech (22) vs. Michigan (14), March 17, 1956 (7 goals)
- 34—Colorado Col. (23) vs. Michigan (11), March 12, 1955 (5 goals)
- 32—Boston U. (16) vs. Cornell (16), March 18, 1967 (2 goals)
- 31—Michigan Tech (16) vs. Clarkson (15), March 17, 1962 (4 goals)
- 30—St. Lawrence (19) vs. Lake Superior St. (11), April 2, 1988 (4 goals)
- 30—New Hampshire (19) vs. Maine (11), April 3, 1999 (2 goals)

FEWEST SHOTS ON GOAL

- 17—Denver vs. North Dakota, March 16, 1963 (5 goals)
- 18—Michigan St. vs. North Dakota, March 28, 1987 (3 goals)
- 19—St. Lawrence vs. Denver, March 18, 1961 (2 goals)
- 19—Clarkson vs. Cornell, March 21, 1970 (4 goals)
- 19—Michigan vs. Colorado Col., March 30, 1996 (3 goals) (ot)

FEWEST SHOTS ON GOAL, BOTH TEAMS

- 41—North Dakota (23) vs. Michigan St. (18), March 28, 1987 (8 goals)
- 42—Colorado Col. (23) vs. Michigan (19), March 30, 1996 (5 goals) (ot)
- 44—Colgate (24) vs. Wisconsin (20), April 1, 1990 (10 goals)
- 44—Maine (24) vs. Denver (20), April 10, 2004 (1 goal)
- 44—Boston College (23) vs. Notre Dame (21), April 12, 2008 (5 goals)
- 46—Denver (24) vs. North Dakota (22), March 16, 1968 (4 goals)
- 46—Boston College (26) vs. Wisconsin (20), April 10, 2010 (5 goals)

FEWEST SHOTS ON GOAL, REGULATION PERIOD

- 2—Denver vs. North Dakota, March 16, 1963 (1 goal)
- 2—Michigan St. vs. North Dakota, March 28, 1987 (0 goals)
- 2—Boston U. vs. Lake Superior St., April 2, 1994 (0 goals)
- 3—North Dakota vs. Denver, March 15, 1958 (1 goal)
- 3—North Dakota vs. Denver, March 16, 1968 (0 goals)
- 3—Michigan Tech vs. Minnesota, March 16, 1974 (1 goal)
- 3—Wisconsin vs. Colgate, April 1, 1990 (1 goal)
- 3—Wisconsin vs. Lake Superior St., April 4, 1992 (0 goals)
- 3—Michigan vs. Colorado Col., March 30, 1996 (1 goal)

FEWEST SHOTS ON GOAL, REGULATION PERIOD, BOTH TEAMS

- 8—Colorado Col. (5) vs. Michigan (3), March 30, 1996 (1 goal)
- 10—Denver (7) vs. North Dakota (3), March 15, 1958 (4 goals)
- 10—North Dakota (8) vs. Michigan St. (2), March 28, 1987 (3 goals)
- 10—Maine (6) vs. Denver (4), April 10, 2004 (1 goal)
- 11—Michigan St. (6) vs. North Dakota (5), March 14, 1959 (1 goal)
- 11—North Dakota (9) vs. Denver (2), March 16, 1963 (1 goal)
- 11—Denver (8) vs. North Dakota (3), March 16, 1968 (0 goals)

PENALTIES

- 18—Colgate vs. Wisconsin, April 1, 1990
- 14—Wisconsin vs. Colgate, April 1, 1990
- 14—Wisconsin vs. Lake Superior St., April 4, 1992
- 13—Clarkson vs. Michigan St., March 19, 1966
- 12—Lake Superior St. vs. St. Lawrence, April 2, 1988 (ot)

PENALTIES, BOTH TEAMS

- 32—Colgate (18) vs. Wisconsin (14), April 1, 1990
- 24—Wisconsin (14) vs. Lake Superior St. (10), April 4, 1992
- 21—Lake Superior St. (12) vs. St. Lawrence (9), April 2, 1988 (ot)
- 20—Boston College (10) vs. Boston U. (10), March 25, 1978
- 20—Colorado Col. (10) vs. Michigan (10), March 30, 1996 (ot)

FEWEST PENALTIES

- 1—Michigan Tech vs. Denver, March 19, 1960
- 2—Brown vs. Michigan, March 17, 1951
- 2—Michigan vs. Brown, March 17, 1951
- 2—*Denver vs. Wisconsin, March 17, 1973
- 3—Six times, most recent: Wisconsin vs. Denver, March 17, 1973

FEWEST PENALTIES, BOTH TEAMS

- 4—Brown (2) vs. Michigan (2), March 17, 1951
- 5—Wisconsin (3) vs. *Denver (2), March 17, 1973
- 6—Denver (5) vs. Michigan Tech (1), March 19, 1960
- 7—Dartmouth (4) vs. Boston College (3), March 19, 1949
- 7—Minnesota (4) vs. Rensselaer (3), March 13, 1954 (ot)
- 7—Cornell (4) vs. Boston U. (3), March 18, 1972

LONGEST GAME

- 97:11—Bowling Green (5) vs. Minn. Duluth (4), March 24, 1984 (4 ot)
- 81:57—Northern Mich. (8) vs. Boston U. (7), March 30, 1991 (3 ot)
- 77:51—Michigan (3) vs. Boston College (2), April 4, 1998 (ot)
- 76:58—Minnesota (4) vs. Maine (3), April 6, 2002 (ot)
- 71:47—Boston U. (4) vs. Miami (OH) (3), April 11, 2009 (ot)

Regional Records

Regional Records	18
Individual, Game	18
Team, Game	18
All-Regional Teams	21



Regional Records

The following records include game marks set during the East or West regionals (1992-2002). In 2003, the tournament was expanded to 16 teams; therefore, the Northeast and Midwest Regions were added. An East Regional game is indicated by (ER), a West Regional game by (WR), a Northeast Regional game by (NER), a Midwest Region game by (MWR) and a performance later vacated by (*). Any East, Northeast, Midwest or West regional records not included in the listings are specifically noted below that category.

Individual, Game

GOALS

- 4—Kevin Porter, Michigan vs. Niagara, ER, March 28, 2008
- 3—Scott Thomas, Clarkson vs. Northern Mich., WR, March 27, 1992
- 3—Scott Beattie, Northern Mich. vs. Clarkson, WR, March 27, 1992
- 3—Paul Constantin, Lake Superior St. vs. Minnesota, WR, March 29, 1992
- 3—Gerald Tallaire, Lake Superior St. vs. Northeastern, WR, March 26, 1994 (ot)
- 3—Kaj Linna, Boston U. vs. Lake Superior St., ER, March 25, 1995
- 3—Dave Barozzino, Mass.-Lowell vs. Michigan St., WR, March 23, 1996
- 3—Steve Kariya, Maine vs. Clarkson, ER, March 27, 1999
- 3—Grant Potulny, Minnesota vs. Mercyhurst, WR, March 28, 2003
- 3—Gabe Gauthier, Denver vs. New Hampshire, NER, March 27, 2005
- 3—Chris Higgins, Boston U. vs. Neb.-Omaha, NER, March 24, 2006
- 3—Joe Pavelski, Wisconsin vs. Bemidji St., MWR, March 25, 2006
- 3—T.J. Oshie, North Dakota vs. Michigan, WR, March 24, 2007
- 3—Ryan Duncan, North Dakota vs. Princeton, MWR, March 29, 2008
- 3—Cam Atkinson, Boston College vs. Yale, NER, March 28, 2010
- 3—Mark Arcobello, Yale vs. Boston College, NER, March 28, 2010

FASTEST GAME-OPENING GOAL

- :10—Colin Hemingway, New Hampshire vs. St. Cloud St., NER, March 28, 2003
- :13—Matt Koalska, Minnesota vs. Ferris St., WR, March 29, 2003
- :19—Tommy Wingels, Miami (OH) vs. Air Force, NER, March 29, 2008
- :26—Kevin Porter, Michigan vs. North Dakota, WR, March 24, 2007
- :27—David Wrigley, Mercyhurst vs. Boston College, ER, March 25, 2005
- :33—Brendan Morrison, Michigan vs. Minnesota, WR, March 23, 1997

MWR Record

- :54—Cory McLean, Notre Dame vs. Minnesota, MWR, March 27, 2004

FASTEST CONSECUTIVE GOALS

- :23—Jimmy Hayes, Boston College vs. Yale, NER, March 28, 2010
- :41—Jason Botterill, Michigan vs. Minnesota, WR, March 23, 1997
- :59—Brian Rolston, Lake Superior St. vs. Minn. Duluth, WR, March 27, 1993
- 1:02—Scott Beattie, Northern Mich. vs. Clarkson, WR, March 27, 1992
- 1:13—Scott Thomas, Clarkson vs. Northern Mich., WR, March 27, 1992
- 1:39—Tommi Deggerman, Boston U. vs. New Hampshire, ER, March 29, 1998

MWR Record

- 3:39—Carl Heglin, Michigan vs. Bemidji St., MWR, March 27, 2010

FASTEST HAT TRICK

- 5:31—Chris Higgins, Boston U. vs. Neb.-Omaha, NER, March 24, 2006
- 18:30—Ryan Duncan, North Dakota vs. Niagara, MWR, March 29, 2008
- 19:19—Cam Atkinson, Boston College vs. Yale, NER, March 28, 2010
- 21:27—Kevin Porter, Michigan vs. Niagara, ER, March 28, 2008
- 24:07—Scott Thomas, Clarkson vs. Northern Mich., WR, March 27, 1992

ASSISTS

- 5—Gino Guyer, Minnesota vs. Mercyhurst, WR, March 28, 2003
- 4—Mark Beaufait, Northern Mich. vs. Clarkson, WR, March 27, 1992
- 4—Brendan Morrison, Michigan vs. Lake Superior St., WR, March 27, 1994 (ot)
- 4—Jeff Panzer, North Dakota vs. Colorado Col., ER, March 24, 2001
- 4—Matt Gilroy, Boston U. vs. Ohio St., NER, March 28, 2009
- 4—Andrew Miller, Yale vs. Boston College, NER, March 28, 2010

MWR Record

- 2—15 times, most recent: Curtis McKenzie, Miami (OH) vs. Michigan; Carter Camper, Miami (OH) vs. Michigan; Steve Kampfer, Michigan vs. Miami (OH), MWR, March 28, 2010 (2 ot)

POINTS

- 6—Steve Kariya, Maine vs. Clarkson, ER, March 27, 1999 (3 goals, 3 assists)
- 6—Mark Arcobello, Yale vs. Boston College, NER, March 28, 2010 (3 goals, 3 assists)
- 5—Scott Beattie, Northern Mich. vs. Clarkson, WR, March 27, 1992 (3 goals, 2 assists)
- 5—Jim Montgomery, Maine vs. Minnesota, ER, March 27, 1993 (2 goals, 3 assists)
- 5—Gino Guyer, Minnesota vs. Mercyhurst, WR, March 28, 2003 (5 assists)

PENALTIES

- 5—Christian Sbrocca, Mass.-Lowell vs. Colorado Col., WR, March 24, 1996
- 5—Matt Greene, North Dakota vs. Boston College, ER, March 26, 2005
- 4—*Chris Nelson, Wisconsin vs. New Hampshire, ER, March 26, 1992
- 4—Joe Frederick, Northern Mich. vs. Michigan, WR, March 29, 1992
- 4—Jamie Spencer, Wisconsin vs. Michigan, WR, March 25, 1995
- 4—Jason Botterill, Michigan vs. Wisconsin, WR, March 25, 1995
- 4—Jamal Mayers, Western Mich. vs. Clarkson, ER, March 22, 1996
- 4—Chris Clark, Clarkson vs. Western Mich., ER, March 22, 1996
- 4—Erik Rasmussen, Minnesota vs. Michigan St., WR, March 22, 1997
- 4—Matt Hendricks, St. Cloud St. vs. New Hampshire, NER, March 28, 2003
- 4—Adam Burish, Wisconsin vs. Michigan, MWR, March 25, 2005
- 4—Dan Bertman, Boston College vs. Miami (OH), NER, March 24, 2006

SAVES

- 77—Rick DiPietro, Boston U. vs. St. Lawrence, ER, March 26, 2000 (4 ot)
- 72—Derek Gustafson, St. Lawrence vs. Boston U., ER, March 26, 2000 (4 ot)
- 59—David McKee, Cornell vs. Wisconsin, MWR, March 26, 2006 (3 ot)
- 55—Connor Knapp, Miami (OH) vs. Michigan, MWR, March 28, 2010 (2 ot)
- 52—Mike Ella, Mercyhurst vs. Boston College, ER, March 25, 2005

WR Record

- 50—Mike Tamburro, Rensselaer vs. Minnesota, WR, March 24, 1995
- 50—Brian Stewart, Northern Mich. vs. St. Cloud St., WR, March 26, 2010 (2 ot)

NER Record

- 45—Matt Climie, Bemidji St. vs. Denver, NER, March 26, 2005

SHUTOUTS

- Trent Cavicchi, New Hampshire vs. Rensselaer, ER, March 25, 1994 (2-0)
- Jeff Callinan, Minnesota vs. Rensselaer, WR, March 24, 1995 (3-0)
- Jeff Maund, Ohio St. vs. Yale, WR, March 27, 1998 (4-0)
- Jeff Sanger, Colorado Col. vs. Michigan St., WR, March 22, 2002 (2-0)
- Michael Ayers, New Hampshire vs. Boston U., NER, March 29, 2003 (3-0)
- Matti Kaltiainen, Boston College vs. Ohio St., ER, March 29, 2003 (1-0)
- Jordan Parise, North Dakota vs. Holy Cross, WR, March 26, 2004 (3-0)
- Bernd Bruckler, Wisconsin vs. Ohio State, ER, March 26, 2004 (1-0) (ot)
- Adam Berkhoel, Denver vs. North Dakota, WR, March 27, 2004 (1-0)
- Isaac Reichmuth, Minn. Duluth vs. Michigan State, MWR, March 27, 2004 (5-0)
- Jordan Parise, North Dakota vs. Boston U., ER, March 25, 2005 (4-0)
- Kellen Briggs, Minnesota vs. Maine, WR, March 26, 2005 (1-0) (ot)
- Cory Schneider, Boston College vs. Miami (OH), NER, March 24, 2006 (5-0)
- Brian Elliot, Wisconsin vs. Bemidji St., MWR, March 25, 2006 (4-0)
- Jeff Lerg, Michigan St. vs. New Hampshire, ER, March 25, 2006 (1-0)
- Cory Schneider, Boston College vs. Boston U., NER, March 25, 2006 (5-0)
- Brian Elliot, Wisconsin vs. Cornell, MWR, March 26, 2006 (1-0)
- Jon Quick, Massachusetts vs. Clarkson, ER, March 23, 2007 (1-0)
- Cory Schneider, Boston College vs. Miami (OH), NER, March 25, 2007 (4-0)
- Billy Sauer, Michigan vs. Clarkson, ER, March 29, 2008 (2-0)
- Andrew Volkening, Air Force vs. Michigan, ER, March 27, 2009 (2-0)

Team, Game

GOALS

- 9—Denver vs. New Hampshire (2), ER, March 24, 1995
- 9—Minnesota vs. Mercyhurst (2), WR, March 28, 2003
- 9—Boston U. vs. Neb.-Omaha (2), NER, March 24, 2006
- 9—Boston College vs. Yale (7), NER, March 28, 2010
- 8—Northern Mich. vs. Clarkson (4), WR, March 27, 1992
- 8—Lake Superior St. vs. Minnesota (3), WR, March 29, 1992
- 8—North Dakota vs. Michigan (5), WR, March 24, 2007
- 8—Boston U. vs. Ohio St. (3), NER, March 28, 2009

MWR Record

- 6—Colorado Col. vs. Colgate (5), MWR, March 25, 2005; Wisconsin vs. Denver (2), MWR, March 29, 2008

GOALS, BOTH TEAMS

- 16—Boston College (9) vs. Yale (7), NER, March 28, 2010
- 13—Michigan (7) vs. Northern Mich. (6), WR, March 29, 1992
- 13—North Dakota (8) vs. Michigan (5), WR, March 24, 2007
- 12—Northern Mich. (8) vs. Clarkson (4), WR, March 27, 1992
- 11—Lake Superior St. (8) vs. Minnesota (3), WR, March 29, 1992
- 11—Lake Superior St. (6) vs. Northeastern (5), WR, March 26, 1994 (ot)
- 11—Denver (9) vs. New Hampshire (2), ER, March 24, 1995
- 11—Michigan (7) vs. Minnesota (4), WR, March 23, 1997
- 11—New Hampshire (7) vs. Wisconsin (4), ER, March 28, 1998
- 11—Boston College (6) vs. Michigan St. (5), WR, March 24, 2000 (ot)
- 11—Minnesota (9) vs. Mercyhurst (2), WR, March 28, 2003
- 11—Minnesota (7) vs. Ferris St. (4), WR, March 29, 2003
- 11—Colorado Col. (6) vs. Colgate (5), MWR, March 25, 2005
- 11—Boston U. (9) vs. Neb.-Omaha (2), NER, March 24, 2006
- 11—Boston U. (8) vs. Ohio St. (3), NER, March 28, 2009

GOALS, PERIOD

- 6—Northern Mich. vs. Clarkson, WR, March 27, 1992 (2nd)
- 6—Boston U. vs. Neb.-Omaha, NER, March 24, 2006 (2nd)
- 5—Harvard vs. New Hampshire, ER, March 26, 1994 (3rd)
- 5—New Hampshire vs. Wisconsin, ER, March 28, 1998 (3rd)
- 5—Maine vs. Michigan, ER, March 26, 2000 (3rd)
- 5—Minnesota vs. Mercyhurst, WR, March 28, 2003 (2nd)
- 5—Minnesota vs. Ferris St., WR, March 29, 2003 (1st)

MWR Record

- 4—Minn. Duluth vs. Michigan St., MWR, March 27, 2004 (2nd); Wisconsin vs. Denver, MWR, March 29, 2008 (3rd)

GOALS, PERIOD, BOTH TEAMS

- 9—Northern Mich. (6) vs. Clarkson (3), WR, March 27, 1992 (2nd)
- 7—Michigan (4) vs. Minnesota (3), WR, March 23, 1997 (2nd)
- 7—Minnesota (5) vs. Ferris St. (2), WR, March 29, 2003 (1st)
- 7—Boston U. (6) vs. Neb.-Omaha (1), NER, March 24, 2006 (2nd)
- 7—North Dakota (4) vs. Michigan (3), WR, March 24, 2007 (1st)
- 7—Boston College (4) vs. Yale (3), NER, March 28, 2010 (2nd)
- 6—Northern Mich. (4) vs. Michigan (2), WR, March 29, 1992 (2nd)
- 6—Brown (3) vs. Minn. Duluth (3), WR, March 26, 1993 (1st)
- 6—Lake Superior St. (3) vs. Northeastern (3), WR, March 26, 1994 (1st)
- 6—Boston U. (4) vs. Lake Superior St. (2), ER, March 25, 1995 (3rd)
- 6—New Hampshire (5) vs. Wisconsin (1), ER, March 28, 1998 (3rd)
- 6—Maine (5) vs. Michigan (1), ER, March 26, 2000 (3rd)

MWR Record

- 5—Colorado Col. (3) vs. Colgate (2), MWR, March 25, 2005 (1st); Wisconsin (4) vs. Denver (1), MWR, March 29, 2008

GOALS, LOSING TEAM

- 7—Yale vs. Boston College (9), NER, March 28, 2010
- 6—Northern Mich. vs. Michigan (7), WR, March 29, 1992
- 5—Northeastern vs. Lake Superior St. (6), WR, March 26, 1994 (ot)
- 5—Michigan St. vs. Boston College (6), WR, March 24, 2000 (ot)
- 5—Colgate vs. Colorado Col. (6), MWR, March 25, 2005
- 5—Michigan vs. North Dakota (8), WR, March 24, 2007
- 5—North Dakota vs. New Hampshire (6), NER, March 28, 2009 (ot)
- 4—12 times, most recent: Michigan St. vs. Maine (5), ER, March 26, 2006

FEWEST GOALS

- 0—Rensselaer vs. New Hampshire (2), ER, March 25, 1994
- 0—Rensselaer vs. Minnesota (3), WR, March 24, 1995
- 0—Yale vs. Ohio St. (4), WR, March 27, 1998
- 0—Colorado Col. vs. Michigan St. (2), WR, March 22, 2002
- 0—Boston U. vs. New Hampshire (3), NER, March 29, 2003
- 0—Ohio St. vs. Boston College (1), ER, March 29, 2003
- 0—Holy Cross vs. North Dakota (3), WR, March 26, 2004
- 0—Ohio State vs. Wisconsin (1), ER, March 26, 2004 (ot)
- 0—North Dakota vs. Denver (1), WR, March 27, 2004
- 0—Michigan St. vs. Minn. Duluth (5), MWR, March 27, 2004
- 0—Maine vs. Minnesota, WR, March 26, 2005 (ot)
- 0—Miami (OH) vs. Boston College (5), NER, March 24, 2006
- 0—Bemidji St. vs. Wisconsin (4), MWR, March 25, 2006
- 0—Boston U. vs. Boston College (5), NER, March 25, 2006
- 0—New Hampshire vs. Michigan St. (1), ER, March 25, 2006
- 0—Cornell vs. Wisconsin (1), MWR, March 26, 2006
- 0—Clarkson vs. Massachusetts (1), ER, March 23, 2007 (ot)
- 0—Miami (OH) vs. Boston College (4), NER, March 25, 2007
- 0—Clarkson vs. Michigan (2), ER, March 29, 2008
- 0—Michigan vs. Air Force (2), ER, March 27, 2009

FEWEST GOALS, BOTH TEAMS

- 1—Boston College (1) vs. Ohio St. (0), ER, March 29, 2003
- 1—Wisconsin (1) vs. Ohio St. (0), ER, March 26, 2004 (ot)
- 1—Denver (1) vs. North Dakota (0), WR, March 27, 2004
- 1—Minnesota (1) vs. Maine (0), WR, March 26, 2005 (ot)

- 1—Michigan St. (1) vs. New Hampshire (0), ER, March 25, 2006
- 1—Wisconsin (1) vs. Cornell (0), MWR, March 26, 2006
- 1—Massachusetts (1) vs. Clarkson (0), ER, March 23, 2007 (ot)
- 2—New Hampshire (2) vs. Rensselaer (0), ER, March 25, 1994
- 2—Colorado Col. (2) vs. Michigan St. (0), WR, March 22, 2002
- 2—Michigan (2) vs. Clarkson (0), ER, March 29, 2008
- 2—Air Force (2) vs. Michigan (0), ER, March 27, 2009

NER Record

- 3—New Hampshire (3) vs. Boston U. (0), NER, March 30, 2003
- 3—Boston U. (2) vs. New Hampshire (1), NER, March 29, 2009

FASTEST CONSECUTIVE GOALS

- :06—Michigan (Scott Matzka and Mike Cammalleri) vs. Mercyhurst, WR, March 24, 2001
- :11—Colorado Col. (Cam Kryway and Justin Morrison) vs. St. Lawrence, WR, March 27, 1999
- :13—Rochester Inst. (Tyler Brenner and Brent Alexin) vs. New Hampshire, ER, March 27, 2010
- :14—Boston College (Nick Petrecki and Nathan Gerbe) vs. Miami (OH), NER, March 30, 2008
- :15—Northeastern (Tom O'Connor and Jordon Shields) vs. Lake Superior St., WR, March 26, 1994
- :18—Lake Superior St. (Wayne Strachan and Gerald Tallaire) vs. Northeastern, WR, March 26, 1994
- :21—Lake Superior St. (Paul Constantin and John Hendry) vs. Minnesota, WR, March 29, 1992
- :21—Boston U. (Chris Higgins and Kenny Roche) vs. Neb.-Omaha, NER, March 24, 2006

MWR Record

- :49—Colorado Col. (Aaron Slattergren and Marty Sertich) vs. Colgate, MWR, March 25, 2005

FASTEST CONSECUTIVE GOALS, OPPOSING TEAMS

- :08—New Hampshire (Sean Collins), then Harvard (Alex Meintell), NER, March 26, 2005
- :09—Clarkson (Scott Thomas), then Northern Mich. (Scott Beattie), WR, March 27, 1992
- :11—Yale (Mark Arcobello), then Boston College (Cam Atkinson), NER, March 28, 2010
- :12—Wisconsin (Matt Hussey), then Michigan St. (John Nail), WR, March 25, 2001
- :14—Boston U. (Dan Spang), then Neb.-Omaha (Tomas Klempa), NER, March 24, 2006
- :18—Lake Superior St. (Keith Aldridge), then Boston U. (Kaj Linna), ER, March 25, 1995
- :18—Ohio St. (Tom Fritsche), then Cornell (Doug Krantz), WR, March 26, 2005

MWR Record

- :40—Wayne St. (MI) (Keith Stanich), then Colorado Col. (James Laux), MWR, March 29, 2003

WINNING MARGIN

- 7—Denver (9) vs. New Hampshire (2), ER, March 24, 1995
- 7—Minnesota (9) vs. Mercyhurst (2), WR, March 28, 2003
- 7—Boston U. (9) vs. Neb.-Omaha (2), NER, March 24, 2006
- 6—Harvard (7) vs. New Hampshire (1), ER, March 26, 1994
- 5—Lake Superior St. (8) vs. Minnesota (3), WR, March 29, 1992
- 5—Clarkson (6) vs. Western Mich. (1), ER, March 22, 1996
- 5—Boston College (6) vs. Colorado Col. (1), ER, March 29, 1998
- 5—Maine (7) vs. Clarkson (2), ER, March 27, 1999
- 5—Cornell (6) vs. Quinnipiac (1), ER, March 23, 2002
- 5—Minn. Duluth (5) vs. Michigan St. (0), MWR, March 27, 2004
- 5—Boston College (5) vs. Miami (OH) (0), NER, March 24, 2006
- 5—Maine (6) vs. Harvard (1), ER, March 25, 2006
- 5—Boston College (5) vs. Boston U. (0), NER, March 25, 2006
- 5—Boston U. (8) vs. Ohio St. (3), NER, March 28, 2009

LARGEST MARGIN OVERCOME TO WIN

- 3—Michigan vs. Northern Mich., WR, March 29, 1992 (trailed 6-3; won 7-6)
- 3—Michigan vs. Denver, ER, March 26, 1999 (trailed 3-0; won 5-3)
- 3—Maine vs. Harvard, ER, March 26, 2004 (trailed 3-0, won 5-4)
- 3—Colorado Col. vs. Michigan, MWR, March 26, 2005 (trailed 3-0, won 4-3)
- 2—Northern Mich. vs. Clarkson, WR, March 27, 1992 (trailed 4-2; won 8-4)

- 2—Wisconsin vs. Michigan St., WR, March 24, 1995 (trailed 3-1; won 5-3)
- 2—New Hampshire vs. Wisconsin, ER, March 28, 1998 (trailed 3-1; won 7-4)
- 2—Ohio St. vs. Michigan St., WR, March 28, 1998 (trailed 2-0; won 4-3, ot)
- 2—Michigan vs. North Dakota, WR, March 28, 1998 (trailed 2-0; won 4-3)
- 2—Boston College vs. Michigan St., WR, March 24, 2000 (trailed 2-0; won 6-5, ot)
- 2—Minnesota vs. Notre Dame, MWR, March 27, 2004 (trailed 2-0, won 5-2)
- 2—Cornell vs. Ohio St., WR, March 26, 2005 (trailed 2-0, won 3-2)
- 2—Cornell vs. Colorado Col., MWR, March 25, 2006 (trailed 2-0, won 3-2)
- 2—Minnesota vs. Air Force, WR, March 24, 2007 (trailed 3-1, won 4-3)
- 2—North Dakota vs. Michigan, WR, March 24, 2007 (trailed 3-1, won 8-5)
- 2—North Dakota vs. Wisconsin, MWR, March 30, 2008 (trailed 2-0, won 3-2)
- 2—Boston College vs. Miami (OH), NER, March 30, 2008 (trailed 2-0, won 4-3)
- 2—New Hampshire vs. North Dakota, NER, March 28, 2009 (trailed 5-3, won 6-5, ot)

ASSISTS

- 17—Boston U. vs. Neb.-Omaha, NER, March 24, 2006 (9 goals)
- 14—Boston U. vs. Ohio St., NER, March 28, 2009 (8 goals)
- 13—Northern Mich. vs. Clarkson, WR, March 27, 1992 (8 goals)
- 13—Lake Superior St. vs. Alas. Anchorage, WR, March 27, 1992 (7 goals)
- 13—New Hampshire vs. Wisconsin, ER, March 28, 1998 (7 goals)
- 13—Minnesota vs. Mercyhurst, WR, March 28, 2003 (9 goals)
- 13—North Dakota vs. Michigan, WR, March 24, 2007 (8 goals)
- 12—Michigan vs. Northern Mich., WR, March 29, 1992 (7 goals)
- 12—Wisconsin vs. Western Mich., ER, March 25, 1994 (6 goals)
- 12—Yale vs. Boston College, NER, March 28, 2010 (7 goals)

MWR Record

- 9—Minn. Duluth vs. Michigan St., MWR, March 27, 2004 (5 goals)

ASSISTS, BOTH TEAMS

- 22—Yale (12) vs. Boston College (10), NER, March 28, 2010 (16 goals)
- 21—Michigan (12) vs. Northern Mich. (9), WR, March 29, 1992 (13 goals)
- 21—Boston U. (17) vs. Neb.-Omaha (4), NER, March 24, 2006 (11 goals)
- 20—Northern Mich. (13) vs. Clarkson (7), WR, March 27, 1992 (12 goals)
- 20—North Dakota (13) vs. Michigan (7), WR, March 24, 2007 (13 goals)
- 19—Boston U. (14) vs. Ohio St. (5), NER, March 28, 2009 (11 goals)
- 18—Lake Superior St. (13) vs. Alas. Anchorage (5), WR, March 27, 1992 (10 goals)
- 18—New Hampshire (13) vs. Wisconsin (5), ER, March 28, 1998 (11 goals)

MWR Record

- 12—Colorado Col. (7) vs. Colgate (5), MWR, March 25, 2005; Colorado Col. (7) vs. Michigan (5), MWR, March 26, 2005

FEWEST ASSISTS**(Excluding shutouts)**

- 0—New Hampshire vs. Harvard, ER, March 26, 1994 (1 goal)
- 0—Michigan vs. New Hampshire, ER, March 27, 1999 (1 goal) (ot)
- 0—Quinnipiac vs. Cornell, ER, March 23, 2002 (1 goal)
- 0—Cornell vs. Boston College, ER, March 30, 2003 (2 goals)
- 0—Maine vs. Wisconsin, ER, March 27, 2004 (2 goals) (ot)
- 0—North Dakota vs. Yale, NER, March 27, 2010 (2 goals)

MWR Record

- 1—Wisconsin vs. Cornell, MWR, March 26, 2006 (1 goal) (3 ot)
- 1—Bemidji St. vs. Michigan, MWR, March 27, 2010 (1 goal)

WR Record

- 2—Seven times

FEWEST ASSISTS, BOTH TEAMS

- 1—Boston College (1) vs. Ohio St. (0), ER, March 29, 2003 (1 goal)
- 1—Wisconsin (1) vs. Cornell (0), MWR, March 26, 2006 (1 goal)
- 2—Boston College (2) vs. Cornell (0), ER, March 30, 2003 (3 goals)
- 2—Wisconsin (2) vs. Ohio St. (0), ER, March 26, 2004 (1 goal) (ot)
- 2—Denver (2) vs. North Dakota (0), WR, March 27, 2004 (1 goal)
- 2—Wisconsin (2) vs. Maine (0), ER, March 27, 2004 (3 goals) (ot)
- 2—Minnesota (2) vs. Maine (0), WR, March 26, 2005 (1 goal) (ot)
- 2—Michigan St. (2) vs. New Hampshire (0), ER, March 25, 2006 (1 goal)
- 2—Massachusetts (2) vs. Clarkson (0), ER, March 23, 2007 (1 goal)

NER Record

- 4—2 times, most recent Miami (OH) (2) vs. New Hampshire (2), March 24, 2007 (3 goals)

POINTS

- 26—Boston U. vs. Neb.-Omaha, NER, March 24, 2006 (9 goals, 17 assists)
- 22—Minnesota vs. Mercyhurst, WR, March 28, 2003 (9 goals, 13 assists)
- 22—Boston U. vs. Ohio St., NER, March 28, 2009 (8 goals, 14 assists)
- 21—Northern Mich. vs. Clarkson, WR, March 27, 1992 (8 goals, 13 assists)
- 21—North Dakota vs. Michigan, WR, March 24, 2007 (8 goals, 13 assists)
- 20—Lake Superior St. vs. Alas. Anchorage, WR, March 27, 1992 (7 goals, 13 assists)
- 20—Denver vs. New Hampshire, ER, March 24, 1995 (9 goals, 11 assists)
- 20—New Hampshire vs. Wisconsin, ER, March 28, 1998 (7 goals, 13 assists)

MWR Record

- 14—Minn. Duluth vs. Michigan St., MWR, March 27, 2004 (5 goals, 9 assists); Colorado Col. vs. Colgate, MWR, March 25, 2005 (6 goals, 8 assists); Wisconsin vs. Denver, MWR, March 29, 2008 (6 goals, 8 assists)

POINTS, BOTH TEAMS

- 38—Boston College (9 goals, 10 assists) vs. Yale (7 goals, 12 assists), NER, March 28, 2010
- 34—Michigan (7 goals, 12 assists) vs. Northern Mich. (6 goals, 9 assists), WR, March 29, 1992
- 33—North Dakota (8 goals, 13 assists) vs. Michigan (5 goals, 7 assists), WR, March 24, 2007
- 32—Northern Mich. (8 goals, 13 assists) vs. Clarkson (4 goals, 7 assists), WR, March 27, 1992
- 32—Boston U. (9 goals, 17 assists) vs. Neb.-Omaha (2 goals, 4 assists), NER, March 24, 2006
- 30—Boston U. (8 goals, 14 assists) vs. Ohio St. (3 goals, 5 assists), NER, March 28, 2009
- 29—New Hampshire (7 goals, 13 assists) vs. Wisconsin (4 goals, 5 assists), ER, March 28, 1998

MWR Record

- 24—Colorado Col. (6 goals, 8 assists) vs. Colgate (5 goals, 5 assists), MWR, March 25, 2005

FEWEST POINTS**(Excluding shutouts)**

- 1—New Hampshire vs. Harvard, ER, March 26, 1994 (1 goal)
- 1—Michigan vs. New Hampshire, ER, March 27, 1999 (1 goal)
- 1—Quinnipiac vs. Cornell, ER, March 23, 2002 (1 goal)

MWR Record

- 2—Wisconsin vs. Cornell, March 26, 2006 (1 goal, 1 assist)
- 2—Bemidji St. vs. Michigan, March 27, 2010 (1 goal, 1 assist)

NER Record

- 2—St. Lawrence vs. Boston College, March 24, 2007 (1 goal, 1 assist)
- 2—North Dakota vs. Yale, March 27, 2010 (2 goals)

WR Record

- 2—Four times

FEWEST POINTS, BOTH TEAMS

- 2—Boston College (1 goal, 1 assist) vs. Ohio St., ER, March 29, 2003 (shutout)
- 2—Wisconsin (1 goal, 1 assist) vs. Cornell, MWR, March 26, 2006 (shutout)
- 3—Denver (1 goal, 2 assists) vs. North Dakota, WR, March 27, 2004 (shutout)

- 3—Wisconsin (1 goal, 2 assists) vs. Ohio St., ER, March 26, 2004 (shutout) (ot)
- 3—Minnesota (1 goal, 2 assists) vs. Maine, WR, March 26, 2005 (shutout) (ot)
- 3—Michigan St. (1 goal, 2 assists) vs. New Hampshire, ER, March 25, 2006 (shutout)
- 3—Massachusetts (1 goal, 2 assists) vs. Clarkson (shutout), ER, March 23, 2007 (ot)

SHOTS ON GOAL

- 80—St. Lawrence vs. Boston U., ER, March 26, 2000 (3 goals) (4 ot)
- 74—Boston U. vs. St. Lawrence, ER, March 26, 2000 (2 goals) (4 ot)
- 60—Wisconsin vs. Cornell, MWR, March 26, 2006 (1 goal) (3 ot)
- 58—Boston College vs. Mercyhurst, ER, March 25, 2005 (5 goals) (2 ot)
- 57—Michigan vs. Miami (OH), MWR, March 28, 2010 (2 goals) (2 ot)
- 56—Minnesota vs. Mercyhurst, WR, March 28, 2003 (9 goals)

NER Record

- 49—Denver vs. Bemidji St., NER, March 26, 2005 (4 goals) (ot)

SHOTS ON GOAL, BOTH TEAMS

- 154—St. Lawrence (80) vs. Boston U. (74), ER, March 26, 2000 (5 goals) (4 ot)
- 100—Wisconsin (60) vs. Cornell (40), MWR, March 26, 2006 (1 goal) (3 ot)
- 99—St. Cloud St. (54) vs. Northern Mich. (45), WR, March 26, 2010 (7 goals) (2 ot)
- 92—Michigan (57) vs. Miami (OH) (35), MWR, March 28, 2010 (5 goals) (2 ot)
- 87—New Hampshire (46) vs. Harvard (41), NER, March 26, 2005 (5 goals) (ot)
- 86—Maine (46) vs. Harvard (40), ER, March 26, 2004 (9 goals)

SHOTS ON GOAL, PERIOD

- 27—Minnesota vs. Mercyhurst, WR, March 28, 2003 (2nd)
- 25—Minnesota vs. Ferris St., WR, March 29, 2003 (1st)
- 23—Wisconsin vs. Bemidji St., MWR, March 25, 2006 (2nd)
- 22—St. Cloud St. vs. Northern Mich. WR, March 26, 2010 (ot)
- 22—Minnesota vs. Rensselaer, WR, March 24, 1995
- 21—Michigan vs. Mercyhurst, WR, March 24, 2001
- 21—Minnesota vs. Notre Dame, MWR, March 27, 2004 (2nd)

ER Record

- 20—Maine vs. Michigan St., ER, March 28, 1992
- 20—Boston U. vs. Clarkson, ER, March 23, 1996
- 20—Boston College vs. Mercyhurst, ER, March 25, 2005 (1st)

NER Record

- 20—North Dakota vs. New Hampshire, NER, March 28, 2009 (2nd)

SHOTS ON GOAL, PERIOD, BOTH TEAMS

- 35—Minnesota (27) vs. Mercyhurst (8), WR, March 28, 2003 (2nd)
- 34—St. Cloud St. (22) vs. Northern Mich. (12), WR, March 26, 2010 (ot)
- 33—Maine (17) vs. Harvard (16), ER, March 26, 2004 (2nd)
- 32—Michigan (20) vs. Lake Superior St. (12), WR, March 27, 1994
- 32—Niagara (17) vs. North Dakota (15), WR, March 25, 2000
- 32—North Dakota (20) vs. Holy Cross (12), WR, March 26, 2004
- 32—Harvard (17) vs. Maine (15), ER, March 26, 2004 (1st)
- 32—North Dakota (20) vs. New Hampshire (12), NER, March 28, 2009 (2nd)

MWR Record

- 28—Minnesota (21) vs. Notre Dame (7), MWR, March 27, 2004 (2nd)

FEWEST SHOTS ON GOAL

- 13—Air Force vs. Michigan, ER, March 27, 2009 (2 goals)
- 14—Wisconsin vs. Boston U., ER, March 26, 1994 (1 goal)
- 14—Quinnipiac vs. Cornell, ER, March 23, 2002 (1 goal)
- 15—Bemidji St. vs. Wisconsin, MWR, March 25, 2006 (0 goals)
- 17—New Hampshire vs. Harvard, ER, March 26, 1994 (1 goal)
- 17—Denver vs. North Dakota, WR, March 27, 2004 (1 goal)
- 17—Michigan vs. Boston College, NER, March 28, 2004 (2 goals) (ot)

- 17—Colgate vs. Colorado Col., MWR, March 25, 2005 (5 goals)
- 17—Niagara vs. Michigan, ER, March 28, 2008 (1 goal)

FEWEST SHOTS ON GOAL, BOTH TEAMS

- 42—Minnesota (22) vs. Michigan (20), WR, March 24, 1996 (7 goals)
- 42—Michigan (24) vs. Denver (18), ER, March 26, 1999 (8 goals)
- 42—New Hampshire (24) vs. Cornell (18), ER, March 24, 2002 (7 goals)
- 43—Minnesota (23) vs. Minn. Duluth (20), MWR, March 28, 2004 (4 goals)
- 44—Mass.-Lowell (22) vs. Michigan St. (22), WR, March 26, 1994 (7 goals)

NER Record

- 51—New Hampshire (28) vs. Boston U. (23), NER, March 29, 2009 (3 goals)

FEWEST SHOTS ON GOAL, REGULATION PERIOD

- 0—Northern Mich. vs. Harvard, ER, March 26, 1993
- 1—Michigan vs. Denver, ER, March 26, 1999
- 1—Denver vs. Michigan, ER, March 26, 1999
- 1—Cornell vs. Colorado Col., MWR, March 25, 2006 (1st)
- 1—Miami (OH) vs. Minn. Duluth, WR, March 28, 2009 (1st)
- 2—Wisconsin vs. Boston U., ER, March 26, 1994
- 2—Mass.-Lowell vs. Minnesota, WR, March 27, 1994
- 2—Minnesota vs. Michigan, WR, March 24, 1996
- 2—Colorado Col. vs. Boston College, ER, March 29, 1998
- 2—New Hampshire vs. Michigan, NER, March 27, 2004
- 2—Bemidji St. vs. Wisconsin, MWR, March 25, 2006 (1st)
- 2—Michigan St. vs. Colorado Col., WR, March 28, 2008 (1st)

FEWEST SHOTS ON GOAL, REGULATION PERIOD, BOTH TEAMS

- 6—Harvard (6) vs. Northern Mich. (0), ER, March 26, 1993
- 7—Minn. Duluth (6) vs. Miami (OH) (1), WR, March 28, 2009 (1st)
- 8—Cornell (4) vs. Miami (OH) (4), WR, March 22, 1997
- 9—Cornell (5) vs. New Hampshire (4), ER, March 24, 2002
- 9—Ohio St. (6) vs. Wisconsin (3), ER, March 26, 2004
- 10—New Hampshire (5) vs. Rensselaer (5), ER, March 25, 1994
- 10—Minn. Duluth (5) vs. Minnesota (5), MWR, March 28, 2004
- 10—Wisconsin (5) vs. Michigan (5), MWR, March 25, 2005 (2nd)
- 10—Michigan St. (6) vs. Boston U. (4), MWR, March 23, 2007
- 10—Miami (OH) (6) vs. Air Force (4), NER, March 29, 2008

PENALTIES

- 19—Clarkson vs. Western Mich., ER, March 22, 1996
- 18—Wisconsin vs. Michigan St., WR, March 25, 2001
- 17—Western Mich. vs. Clarkson, ER, March 22, 1996
- 16—Wisconsin vs. Michigan, WR, March 25, 1995
- 15—Lake Superior St. vs. Alas. Anchorage, WR, March 27, 1992
- 15—Wisconsin vs. Western Mich., ER, March 25, 1994
- 15—Wisconsin vs. Boston U., ER, March 26, 1994
- 15—Michigan vs. Wisconsin, WR, March 25, 1995

MWR Record

- 12—Colorado Col. vs. Wayne St. (MI), MWR, March 29, 2003

NER Record

- 12—Boston College vs. Miami (OH), NER, March 24, 2006

PENALTIES, BOTH TEAMS

- 36—Clarkson (19) vs. Western Mich. (17), ER, March 22, 1996
- 32—Wisconsin (18) vs. Michigan St. (14), WR, March 25, 2001
- 31—Wisconsin (16) vs. Michigan (15), WR, March 25, 1995
- 27—Michigan St. (14) vs. Minnesota (13), WR, March 22, 1997
- 26—Lake Superior St. (15) vs. Alas. Anchorage (11), WR, March 27, 1992
- 26—Wisconsin (15) vs. Western Mich. (11), ER, March 25, 1994
- 26—Wisconsin (15) vs. Boston U. (11), ER, March 26, 1994
- 26—North Dakota (14) vs. Boston College (12), ER, March 26, 2005

MWR Record

- 20—Colorado Col. (12) vs. Wayne St. (MI) (8), MWR, March 29, 2003

NER Record

21—Boston College (12) vs. Miami (OH) (9), NER, March 24, 2006; Boston U. (11) vs. Boston College (10), NER, March 25, 2006

FEWEST PENALTIES

0—Miami (OH) vs. Cornell, WR, March 22, 1997
 1—Michigan vs. New Hampshire, ER, March 27, 1999 (ot)
 1—New Hampshire vs. Michigan, ER, March 27, 1999 (ot)
 1—Miami (OH) vs. Air Force, NER, March 29, 2008 (ot)
 1—Cornell vs. New Hampshire, ER, March 26, 2010
 2—Clarkson vs. Minnesota, ER, March 26, 1993
 2—Michigan St. vs. Mass.-Lowell, WR, March 23, 1996
 2—Notre Dame vs. Ala. -Huntsville, MWR, March 23, 2007 (2 ot)
 2—New Hampshire vs. Cornell, ER, March 26, 2010
 2—Denver vs. Rochester Inst., ER, March 26, 2010

FEWEST PENALTIES, BOTH TEAMS

2—Cornell (2) vs. Miami (OH) (0), WR, March 22, 1997
 2—Michigan (1) vs. New Hampshire (1), ER, March 27, 1999 (ot)
 3—Cornell (1) vs. New Hampshire (2), ER, March 26, 2010
 5—Minnesota (3) vs. Clarkson (2), ER, March 26, 1993
 5—Denver (2) vs. Rochester Inst. (3), ER, March 26, 2010
 6—Miami (OH) (3) vs. Wisconsin (3), WR, March 26, 1993
 6—Colorado Col. (3) vs. North Dakota (3), ER, March 24, 2001
 6—Denver (3) vs. North Dakota (3), WR, March 27, 2004
 6—Air Force (5) vs. Miami (OH) (1), NER, March 29, 2008 (ot)

MWR Record

7—Colorado Col. (4) vs. Cornell (3), MWR, March 25, 2006

LONGEST GAME

123:53—St. Lawrence (3) vs. Boston U. (2), ER, March 26, 2000 (4 ot)
 111:13—Wisconsin (1) vs. Cornell (0), MWR, March 26, 2006 (3 ot)
 95:18—Notre Dame (3) vs. Ala. -Huntsville (2), MWR, March 23, 2007 (2 ot)
 94:10—Vermont (3) vs. Air Force (2), ER, March 28, 2009 (2 ot)
 89:29—Minnesota (2) vs. Mass.-Lowell (1), WR, March 27, 1994 (2 ot)

NER Record

75:21—Miami (OH) (3) vs. Air Force (2), NER, March 29, 2008 (ot)

All-Regional Teams

(1994-2010)

East Regional

1994

No team named

1995

G—Blair Allison, Maine
 D—Chris Imes, Maine
 D—Kaj Linna, Boston U.
 F—Tim Lovell, Maine *
 F—Sean Tallaire, Lake Superior St.
 F—Steve Thornton, Boston U.

1996

G—Tim Thomas, Vermont
 D—Keith Aldridge, Lake Superior St.
 D—Chris O'Sullivan, Boston U.
 F—Chris Drury, Boston U.
 F—Eric Perrin, Vermont
 F—Martin St. Louis, Vermont *

1997

G—Jim Mullin, Denver *
 D—Eric Rud, Colorado Col.
 D—Scott Swanson, Colorado Col.
 F—Shawn Bates, Boston U.
 F—Albie O'Connell, Boston U.
 F—Brian Swanson, Colorado Col.

1998

G—Sean Matile, New Hampshire
 D—Jayme Filipowicz, New Hampshire
 D—Mike Mottau, Boston College
 F—Chris Drury, Boston U.
 F—Mark Mowers, New Hampshire *
 F—Marty Reasoner, Boston College

1999

G—Josh Blackburn, Michigan
 D—Bubba Berenzweig, Michigan
 D—David Cullen, Maine
 F—Darren Haydar, New Hampshire
 F—Steve Kariya, Maine *
 F—Mike Souza, New Hampshire

2000

G—Rick DiPietro, Boston U.
 G—Derek Gustafson, St. Lawrence *
 D—Chris Dymont, Boston U.
 D—Justin Harney, St. Lawrence
 F—Mike Comrie, Michigan
 F—Ben Guite, Maine
 F—Andy McDonald, Colgate

2001

G—Scott Clemmensen, Boston College
 D—Bobby Allen, Boston College
 D—Doug Janik, Maine
 F—Michael Schutte, Maine
 F—Bryan Lundbohm, North Dakota
 F—Jeff Panzer, North Dakota *

2002

G—Matt Yeats, Maine
 D—Doug Murray, Cornell
 D—Peter Metcalf, Maine
 F—David Klema, Boston U.
 F—Lucas Lawson, Maine
 F—Colin Hemingway, New Hampshire

(no MOP was named)

2003

G—Matti Kaltiainen, Boston College
 D—Doug Murray, Cornell
 D—J.D. Forrest, Boston College
 F—Mike Knoepfli, Cornell
 F—Matt McRae, Cornell *
 F—Tony Voce, Boston College

2004

G—Bernd Brückler, Wisconsin *
 D—Prestin Ryan, Maine
 D—Dan Boeser, Wisconsin
 F—Mike Hamilton, Maine
 F—Colin Shields, Maine
 F—Michael Léveill  , Maine

2005

G—Jordan Parise, North Dakota *
 D—Nick Fuher, North Dakota
 D—T.J. Kemp, Merychurst
 F—Colby Genoway, North Dakota
 F—Travis Zajac, North Dakota
 F—Brian Boyle, Boston College

2006

G—Ben Bishop, Maine
 D—Matt Duffy, Maine
 D—Corey Potter, Michigan St.
 F—Tim Crowder, Michigan St.
 F—John Hopson, Maine *
 F—Michel L  veill  , Maine

2007

G—Ben Bishop, Maine
 D—Mike Lundin, Maine
 D—Brett Tyler, Maine
 F—Michel Leveille, Maine *
 F—Matt Anderson, Massachusetts
 F—Kevin Jarman, Massachusetts

2008

G—Billy Sauer, Michigan
 D—Mark Mitera, Michigan
 D—Grant Clitsome, Clarkson
 F—Chad Kolarik, Michigan
 F—Kevin Porter, Michigan *
 F—Shea Guthrie, Clarkson

2009

G—Andrew Volkening, Air Force
 D—Greg Flynn, Air Force
 D—Dan Lawson, Vermont *
 F—Sean Bertsch, Air Force
 F—Jacques Lamoureux, Air Force
 F—Viktor Stalberg, Vermont

2010

G—Jared DeMichiel, Rochester Inst. *
 D—Chris Haltigin, Rochester Inst.
 D—Dan Ringwald, Rochester Inst.
 F—Bobby Butler, New Hampshire
 F—Cameron Burt, Rochester Inst.
 F—Tyler Brenner, Rochester Inst.

* Most Outstanding Player.

Northeast Regional

2003

G—Michael Ayers, New Hampshire *
 D—Garrett Stafford, New Hampshire
 D—Bryan Miller, Boston U.
 F—Colin Hemingway, New Hampshire
 F—Preston Callander, New Hampshire
 F—Dominic Moore, Harvard

2004

G—Al Montoya, Michigan
 D—Andy Burnes, Michigan
 D—Andrew Alberts, Boston College
 F—Ryan Shannon, Boston College
 F—Brandon Kaleniecki, Michigan
 F—Patrick Eaves, Boston College *

2005

G—Kevin Regan, New Hampshire
 D—Matt Carle, Denver
 D—Tyson Teplitsky, New Hampshire
 F—Gabe Gauthier, Denver *
 F—Daniel Winnick, New Hampshire
 F—Kevin Ulanski, Denver

2006

G—Cory Schneider, Boston College *
 D—Peter Harrold, Boston College
 D—Sean Sullivan, Boston U.
 F—Brian Boyle, Boston College
 F—Chris Higgins, Boston U.
 F—Joe Rooney, Boston College

2007

G—Cory Schneider, Boston College*
 D—Brian Boyle, Boston College
 D—Mitch Ganzak, Miami (OH)
 F—Ryan Jones, Miami (OH)
 F—Joe Rooney, Boston College
 F—Brock Bradford, Boston College

2008

G—Andrew Volkening, Air Force
 D—Alec Martinez , Miami (OH)
 D—Nick Petrecki, Boston College
 F—Ryan Jones, Miami (OH)
 F—Nathan Gerbe, Boston College
 F—Joe Whitney, Boston College *

2009

G—Kieran Millan, Boston U.
 D—Matt Gilroy, Boston U.
 D—Kevin Kapstad, New Hampshire
 F—Nick Bonino, Boston U.
 F—Jason Lawrence, Boston U. *
 F—Peter Leblanc, New Hampshire

2010

G—John Muse, Boston College
 D—Tom Dignard, Yale
 D—Carl Sneepe, Boston College
 F—Mark Arcobello, Yale
 F—Cam Atkinson, Boston College *
 F—Joe Whitney, Boston College

* Most Outstanding Player.

Midwest Regional

2003

G—Al Montoya, Michigan *
 D—Tom Preissing, Colorado Col.
 D—Andy Burnes, Michigan
 F—Brett Sterling, Colorado Col
 F—Eric Nystrom, Michigan
 F—Jed Ortmeier, Michigan

2004

G—Isaac Reichmuth, Minn. Duluth *
 D—Chris Harrington, Minnesota
 D—Keith Ballard, Minnesota
 F—Aaron Gill, Notre Dame
 F—Evan Schwabe, Minn. Duluth
 F—Junior Lessard, Minn. Duluth

2005

G—Al Montoya, Michigan
 D—Brian Salcido, Colorado Col.
 D—Brandon Rodgers, Michigan
 F—Marty Sertich, Colorado Col.
 F—Jeff Tambellini, Michigan
 F—Trevor Frischmon, Colorado Col. *

2006

G—Brian Elliott, Wisconsin *
 D—Tom Gilbert, Wisconsin
 D—Jon Gleed, Cornell
 F—Matt Moulson, Cornell
 F—Joe Pavelski, Wisconsin
 F—Jack Skille, Wisconsin

2007

G—Jeff Lerg, Michigan St. *
 D—Tyler Howells, Michigan St.
 D—Wes O'Neill, Notre Dame
 F—Ryan Thang, Notre Dame
 F—Tim Kennedy, Michigan St.
 F—Chris Mueller, Michigan St.

2008

G—Jean-Philippe Lamoureux, North Dakota *
 D—Chay Genoway, North Dakota
 D—Jamie McBain, Wisconsin
 F—Ryan Duncan, North Dakota
 F—T.J. Oshie, North Dakota
 F—Michael Davies, Wisconsin

2009

G—Matt Dalton, Bemidji St.
 D—Ryan Adams, Bemidji St.
 D—Brad Hunt, Bemidji St.
 F—Evan Barlow, Cornell
 F—Matt Read, Bemidji St.
 F—Tyler Scofield, Bemidji St. *

2010

G—Connor Knapp, Miami (OH) *
 D—Steve Kampfer, Michigan
 D—Cameron Schilling, Miami (OH)
 F—Pat Cannone, Miami (OH)
 F—Carl Hagelin, Michigan
 F—Curtis McKenzie, Miami (OH)

* Most Outstanding Player.

West Regional**1994**

G—Dwayne Roloson, Mass.-Lowell
 D—Keith Aldridge, Lake Superior St.
 D—Chris McAlpine, Minnesota
 F—Greg Bullock, Mass.-Lowell
 F—Mike Stone, Michigan
 F—Gerald Tallaire, Lake Superior St. *

1995

G—Kirk Daubenspeck, Wisconsin
 D—Brian Rafalski, Wisconsin
 D—Dan Trebil, Minnesota
 F—Nick Checco, Minnesota
 F—Mike Knuble, Michigan *
 F—Mike Strobil, Wisconsin

1996

G—Martin Fillion, Mass.-Lowell
 D—Dave Barozzino, Mass.-Lowell
 D—Scott Swanson, Colorado Col.
 F—Brendan Concannon, Mass.-Lowell
 F—Brendan Morrison, Michigan
 F—Bill Muckalt, Michigan *

1997

G—Jason Elliott, Cornell
 D—Mike Crowley, Minnesota
 D—Blake Sloan, Michigan
 F—Jason Botterill, Michigan *
 F—Casey Hankinson, Minnesota
 F—Brendan Morrison, Michigan

1998

G—Jeff Maund, Ohio St. *
 D—Andre Signoretti, Ohio St.
 D—Mike Van Ryn, Michigan
 F—Todd Compeau, Ohio St.
 F—Matt Herr, Michigan
 F—Mark Kosick, Michigan

1999

G—Scott Clemmensen, Boston College *
 D—Bobby Allen, Boston College
 D—Dan Peters, Colorado Col.
 F—Bryan Adams, Michigan St.
 F—Adam Hall, Michigan St.
 F—Brian Gionta, Boston College

2000

G—Greg Gardner, Niagara
 D—Mike Commodore, North Dakota
 D—Mike Mottau, Boston College
 F—Blake Bellefeuille, Boston College *
 F—Jeff Farkas, Boston College
 F—Jeff Panzer, North Dakota

2001

G—Peter Aubry, Mercyhurst
 D—Jon Insana, Michigan St.
 D—Andrew Hutchinson, Michigan St.
 F—Sean Patchell, Michigan St.
 F—Mike Cammalleri, Michigan *
 F—Dany Heatley, Wisconsin

2002

G—Josh Blackburn, Michigan
 D—Mike Komisarek, Michigan
 D—Jordan Leopold, Minnesota
 F—Chris Paradise, Denver
 F—Jed Ortmeyer, Michigan
 F—John Pohl, Minnesota *

2003

G—Mike Brown, Ferris St.
 D—Matt DeMarchi, Minnesota
 D—Keith Ballard, Minnesota
 F—Chris Kunitz, Ferris St.
 F—Grant Potulny, Minnesota
 F—Thomas Vanek, Minnesota *

2004

G—Adam Berkhoel, Denver *
 D—Matt Laatsch, Denver
 D—Ryan Caldwell, Denver
 F—Max Bull, Denver
 F—Zach Parise, North Dakota
 F—Brandon Bochenski, North Dakota

2005

G—Kellen Briggs, Minnesota *
 D—Mike Vannelli, Minnesota
 D—Doug Krantz, Cornell
 F—Evan Kaufmann, Minnesota
 F—Matt Moulson, Cornell
 F—Garrett Smaagaard, Minnesota

2006

G—Jordan Parise, North Dakota
 D—Matt Smaby, North Dakota
 D—Jon Landry, Holy Cross
 F—Tyler McGregor, Holy Cross
 F—Ryan Duncan, North Dakota
 F—Jonathan Toews, North Dakota *

2007

G—Philippe Lamoureux, North Dakota
 D—Robbie Bina, North Dakota
 D—Mike Vannelli, Minnesota
 F—Mike Carman, Minnesota
 F—Chris Porter, North Dakota *
 F—TJ Oshie, North Dakota

2008

G—Jeff Lerg, Michigan St.
 D—Jeff Petry, Michigan St.
 D—Brock Sheahan, Notre Dame
 F—Justin Abdelkader, Michigan St.
 F—Christian Hanson, Notre Dame
 F—Mark Van Guilder, Notre Dame *

2009

G—Cody Reichard, Miami (OH)
 D—Evan Oberg, Minn. Duluth
 D—Cameron Schilling, Miami (OH)
 F—Mike Connolly, Minn. Duluth
 F—Justin Mercier, Miami (OH) *
 F—Brett Wilson, Princeton

2010

G—Scott Gudmandson, Wisconsin
 D—Ryan McDonagh, Wisconsin
 D—Brendan Smith, Wisconsin
 F—Blake Geoffrion, Wisconsin *
 F—Garrett Roe, St. Cloud St.
 F—Tony Mosey, St. Cloud St.

*Most Outstanding Player.

Tournament Records

Tournament Facts	24
Tournament Records.....	24
Individual, Game.....	24
Individual, Year.....	25
Individual, Career.....	25
Team, Game	26
Team, Year	28



Tournament Facts

**Does not include vacated years.*

TOURNAMENT APPEARANCES

- 33—Michigan, 1948-2010
- 32—Minnesota, 1953-2008
- 31—Boston U., 1950-2009
- 29—Boston College, 1948-2010
- 26—Michigan St., 1959-2008
- 25—North Dakota, 1958-2010
- 23—*Wisconsin, 1970-2010
- 21—Harvard, 1955-2006
- 20—Clarkson, 1957-2008
- 20—New Hampshire, 1977-2010
- 19—Colorado Col., 1948-2008
- 19—Denver, 1958-2009

CONSECUTIVE TOURNAMENT APPEARANCES

- 20—Michigan, 1991-2010
- 13—Minnesota, 1985-97
- 10—Michigan, 1948-57
- 9—Michigan St., 1982-90
- 9—Lake Superior St., 1988-96
- 9—Boston U., 1990-98
- 9—Michigan St., 1994-2002
- 9—Maine, 1999-2007
- 9—New Hampshire, 2002-10

- 8—Minnesota, 2001-08
- 8—North Dakota, 2003-10
- 7—Maine, 1987-93

CURRENT CONSECUTIVE TOURNAMENT APPEARANCES

- 20—Michigan, 1991-2010
- 9—New Hampshire, 2002-10
- 8—North Dakota, 2003-10

TOURNAMENT WINS

- 50—Minnesota, 1953-2008
- 47—Michigan, 1948-2010
- 41—Boston College, 1948-2010
- 40—North Dakota, 1958-2010
- 38—Boston U., 1950-2009
- 37—*Wisconsin, 1970-2010
- 30—Maine, 1987-2007
- 30—Michigan St., 1959-2008
- 25—*Denver, 1958-2009
- 20—Lake Superior St., 1985-96

TOURNAMENT WINNING PERCENTAGE (Min. 15 games)

- .667—North Dakota, 1958-2010 (40-20)
- .644—*Wisconsin, 1970-2010 (37-20-2)
- .644—Michigan, 1948-2010 (47-26)
- .641—Lake Superior St., 1985-96 (20-11-1)
- .612—Maine, 1987-2007 (30-19)

- .610—*Denver, 1958-2010 (25-16)
- .602—Minnesota, 1953-2008 (50-33)
- .591—Michigan Tech, 1956-81 (13-9)
- .543—Boston U., 1950-2009 (38-32)
- .529—Minn. Duluth, 1983-2009 (9-8)
- .526—Boston College, 1948-2010 (41-37)

NCAA CHAMPIONSHIPS

- 9—Michigan
- 7—Denver
- 7—North Dakota
- 6—Wisconsin
- 5—Boston U.
- 5—Minnesota
- 4—Boston College
- 3—Lake Superior St.
- 3—Michigan St.
- 3—Michigan Tech
- 2—Colorado Col.
- 2—Cornell
- 2—Maine
- 2—Rensselaer

Tournament Records

The following records include game, year and career marks set during any round of the NCAA tournament, including the first round (1977-80, 1988-91), quarterfinals (1981-91), East or West regionals (1992-2010), Northeast or Midwest regionals (2003-10) and Frozen Four (1948-2010). A first-round game is indicated by (FR), a quarterfinal game by (QF), an East Regional game by (ER), a West Regional game by (WR), a Northeast Regional game by (NER), a Midwest Regional game by (MWR), a national semi-final game by (NSF), a national third-place game by (N3d), a national championship game by (CH) and a performance later vacated by ().*

Individual, Game

GOALS

- 5—Carl Lawrence, Colorado Col. vs. Boston College, NSF, March 16, 1950
- 5—Gil Burford, Michigan vs. Boston College, N3d, March 18, 1950
- 4—Joe Riley, Dartmouth vs. Colorado Col., NSF, March 18, 1948
- 4—Chris Ray, Colorado Col. vs. Boston U., CH, March 18, 1950
- 4—Abbie Moore, Rensselaer vs. Boston U., N3d, March 14, 1953
- 4—Dick Dougherty, Minnesota vs. Boston College, NSF, March 11, 1954
- 4—Ron Stenlund, Michigan Tech vs. Boston College, NSF, March 15, 1956
- 4—Bob McCusker, Colorado Col. vs. Michigan, CH, March 16, 1957
- 4—Bob Van Lammers, Clarkson vs. Harvard, N3d, March 15, 1958
- 4—Murray Heatley, Wisconsin vs. Michigan Tech, N3d, March 21, 1970
- 4—Dave Westner, Cornell vs. Denver, NSF, March 17, 1972
- 4—Doug Smail, North Dakota vs. Northern Mich., CH, March 29, 1980
- 4—Lee Davidson, North Dakota vs. Boston U., FR, March 16, 1990
- 4—Kevin Porter, Michigan vs. Niagara, ER, March 28, 2008

FASTEST GAME-OPENING GOAL

- :06—David Emma, Boston College vs. Minnesota, QF, March 25, 1990
- :07—Al Karlander, Michigan Tech vs. Cornell, NSF, March 14, 1969
- :09—Mark Ziliotto, Merrimack vs. Northeastern, FR, March 18, 1988
- :10—Marty McInnis, Boston College vs. Bowling Green, FR, March 18, 1989
- :10—Colin Hemingway, New Hampshire vs. St. Cloud St., NER, March 28, 2003
- :11—Mike Casselman, Clarkson vs. Lake Superior St., QF, March 23, 1991
- :16—Kevin Scott, Northern Mich. vs. Providence, FR, March 18, 1989
- :16—Lee Davidson, North Dakota vs. Boston U., FR, March 16, 1990
- :18—Gil Burford, Michigan vs. Dartmouth, NSF, March 17, 1949
- :18—Paul Ranheim, Wisconsin vs. Mass.-Lowell, FR, March 19, 1988

FASTEST CONSECUTIVE GOALS

- :13—Bert Dunn, Michigan vs. Boston U., NSF, March 13, 1953
- :16—Dave Gauthier, Harvard vs. Minnesota, NSF, March 13, 1975
- :20—Ron Zuke, Michigan Tech vs. Northern Mich., N3d, March 28, 1981
- :21—Gordie Peterkin, Rensselaer vs. Michigan, NSF, March 12, 1954
- :27—Mark Baron, Minn. Duluth vs. Rensselaer, NSF, March 29, 1985
- :41—Jason Botterill, Michigan vs. Minnesota, WR, March 23, 1997
- :42—Kevin Carr, Harvard vs. Boston U., N3d, March 16, 1974
- :43—Corey Millen, Minnesota vs. New Hampshire, QF, March 18, 1983
- :44—Bob Reardon, Boston College vs. Denver, NSF, March 15, 1973

FASTEST HAT TRICK

- 4:20—Warren Miller, Minnesota vs. Harvard, NSF, March 13, 1975
- 4:35—Jim Montgomery, Maine vs. Lake Superior St., CH, April 3, 1993
- 4:52—Gil Burford, Michigan vs. Boston College, N3d, March 18, 1950
- 5:31—Chris Higgins, Boston U. vs. Neb.-Omaha, NER, March 24, 2006
- 5:35—Jon Anderson, Minnesota vs. Maine, NSF, March 31, 1989

- 7:14—Dan Lodboa, Cornell vs. Clarkson, CH, March 21, 1970
- 8:23—Scott Beattie, Northern Mich. vs. Boston U., CH, March 30, 1991
- 9:25—Joe Riley, Dartmouth vs. Colorado Col., NSF, March 18, 1948
- 9:53—Kip Miller, Michigan St. vs. Minnesota, QF, March 26, 1988
- 10:34—Warren Lewis, Boston College vs. Michigan, N3d, March 18, 1950

ASSISTS

- 5—Bob Poffenroth, Wisconsin vs. Michigan Tech, N3d, March 21, 1970
- 5—Kevin Miller, Michigan St. vs. Boston College, QF, March 22, 1986
- 5—Gino Guyer, Minnesota vs. Mercyhurst, WR, March 28, 2003
- 5—Brendan Smith, Wisconsin vs. Rochester Inst., NSF, April 8, 2010
- 4—Many times, most recent: Andrew Miller, Yale vs. Boston College, NER, March 28, 2010

POINTS

- 7—John Mayasich, Minnesota vs. Boston College, NSF, March 11, 1954 (3 goals, 4 assists)
- 6—Wally Gacek, Michigan vs. Dartmouth, CH, March 20, 1948 (3 goals, 3 assists)
- 6—Gil Burford, Michigan vs. Colorado Col., N3d, March 19, 1949 (2 goals, 4 assists)
- 6—Chris Ray, Colorado Col. vs. Boston U., CH, March 18, 1950 (4 goals, 2 assists)
- 6—Dick Dougherty, Minnesota vs. Boston College, NSF, March 11, 1954 (4 goals, 2 assists)
- 6—Gene Campbell, Minnesota vs. Boston College, NSF, March 11, 1954 (3 goals, 3 assists)
- 6—Bob McCusker, Colorado Col. vs. Michigan, CH, March 16, 1957 (4 goals, 2 assists)
- 6—Bob Poffenroth, Wisconsin vs. Michigan Tech, N3d, March 21, 1970 (1 goal, 5 assists)
- 6—*Peter McNab, Denver vs. Boston College, NSF, March 15, 1973 (3 goals, 3 assists)
- 6—Lee Davidson, North Dakota vs. Boston U., FR, March 16, 1990 (4 goals, 2 assists)
- 6—Steve Kariya, Maine vs. Clarkson, ER, March 27, 1999 (3 goals, 3 assists)
- 6—Mark Arcobello, Yale vs. Boston College, NER, March 28, 2010 (3 goals, 3 assists)

PENALTIES

- 8—Randy Skarda, Minnesota vs. Maine, N3d, April 2, 1988

- 6—Kevin Miller, Michigan St. vs. Boston College, QF, March 23, 1986
 5—Dick Starrak, Michigan vs. Dartmouth, NSF, March 17, 1949
 5—Dan Fridgen, Colgate vs. Minnesota, QF, March 20, 1981
 5—Neil Sheehy, Harvard vs. Wisconsin, QF, March 21, 1982
 5—Marc Potvin, Bowling Green vs. Vermont, FR, March 19, 1988
 5—Steve Rohlik, Wisconsin vs. Mass.-Lowell, FR, March 19, 1988
 5—Jack Capuano, Maine vs. Minnesota, N3d, April 2, 1988
 5—Christian Sbrocca, Mass.-Lowell vs. Colorado Col., WR, March 24, 1996

SAVES

- 77—Rick DiPietro, Boston U. vs. St. Lawrence, ER, March 26, 2000 (4 ot)
 72—Derek Gustafson, St. Lawrence vs. Boston U., ER, March 26, 2000 (4 ot)
 62—Chris Terreri, Providence vs. Boston College, NSF, March 28, 1985 (3 ot)
 59—David McKee, Cornell vs. Wisconsin, MWR, March 26, 2006 (3 ot)
 55—Eddie MacDonald, Clarkson vs. Colorado Col., NSF, March 14, 1957
 55—Rick Kostj, Minn. Duluth vs. Bowling Green, CH, March 24, 1984 (4 ot)
 55—Connor Knapp, Miami (OH) vs. Michigan, MWR, March 28, 2010 (2 ot)
 54—Brian Hayward, Cornell vs. Northern Mich., QF, March 21, 1981
 52—Chris Terreri, Providence vs. Minnesota, N3d, March 26, 1983
 52—Marty Turco, Michigan vs. Maine, NSF, March 30, 1995 (3 ot)
 52—Mike Ella, Mercyhurst vs. Boston College, ER, March 25, 2005

SHUTOUTS

- Rick Best, Michigan Tech vs. Brown, NSF, March 19, 1965 (4-0)
 Ken Dryden, Cornell vs. North Dakota, NSF, March 16, 1967 (1-0)
 Gerry Powers, Denver vs. North Dakota, CH, March 16, 1968 (4-0)
 Ron Grahame, Denver vs. Harvard, N3d, March 20, 1971 (1-0)
 Tim Regan, Boston U. vs. Cornell, CH, March 18, 1972 (4-0)
 Terry Kleisinger, Wisconsin vs. New Hampshire, NSF, March 26, 1982 (5-0)
 Marc Behrend, Wisconsin vs. Providence, NSF, March 24, 1983 (2-0)
 Dickie McEvoy, Harvard vs. Bowling Green, QF, March 21, 1987 (3-0)
 Bruce Hoffer, Lake Superior St. vs. Merrimack, QF, March 26, 1988 (5-0)
 Paul Cohen, St. Lawrence vs. Wisconsin, QF, March 26, 1988 (7-0)
 Mark Romaine, Providence vs. Northern Mich., FR, March 19, 1989 (2-0)
 Scott Cashman, Boston U. vs. North Dakota, FR, March 18, 1990 (5-0)
 Mike Dunham, Maine vs. Minnesota, QF, March 22, 1991 (4-0)
 Trent Cavicchi, New Hampshire vs. Rensselaer, ER, March 25, 1994 (2-0)
 Jeff Callinan, Minnesota vs. Rensselaer, WR, March 24, 1995 (3-0)
 Marty Turco, Michigan vs. Boston U., NSF, March 28, 1996 (4-0)
 Jeff Maund, Ohio St. vs. Yale, WR, March 27, 1998 (4-0)
 Marty Turco, Michigan vs. New Hampshire, NSF, April 2, 1998 (4-0)
 Karl Goehring, North Dakota vs. Maine, NSF, April 6, 2000 (2-0)
 Karl Goehring, North Dakota vs. Michigan St., NSF, April 5, 2001 (2-0)
 Jeff Sanger, Colorado Col. vs. Michigan St., WR, March 22, 2002 (2-0)
 Michael Ayers, New Hampshire vs. Boston U., NER, March 29, 2003 (3-0)
 Matti Kaltiainen, Boston College vs. Ohio St., ER, March 29, 2003 (1-0)
 Jordan Parise, North Dakota vs. Holy Cross, WR, March 26, 2004 (3-0)
 Bernd Bruckler, Wisconsin vs. Ohio St., ER, March 26, 2004 [1-0 (ot)]

- Adam Berkhoel, Denver vs. North Dakota, WR, March 27, 2004 (1-0)
 Isaac Reichmuth, Minn. Duluth vs. Michigan St., MWR, March 27, 2004 (5-0)
 Adam Berkhoel, Denver vs. Maine, CH, April 10, 2004 (1-0)
 Kellen Briggs, Minnesota vs. Maine, WR, March 26, 2005 [1-0 (ot)]
 Jordan Parise, North Dakota vs. Boston U., ER, March 25, 2005 (4-0)
 Cory Schneider, Boston College vs. Miami (OH), NER, March 24, 2006 (5-0)
 Brian Elliott, Wisconsin vs. Bemidji St., MWR, March 25, 2006 (4-0)
 Jeff Lerg, Michigan St. vs. New Hampshire, ER, March 25, 2006 (1-0)
 Cory Schneider, Boston College vs. Boston U., NER, March 25, 2006 (5-0)
 Brian Elliott, Wisconsin vs. Cornell, MWR, March 26, 2006 [1-0 (3 ot)]
 Jon Quick, Massachusetts vs. Clarkson, ER, March 23, 2007 (1-0)
 Cory Schneider, Boston College vs. Miami (OH), WR, March 24, 2007 (4-0)
 Billy Sauer, Michigan vs. Clarkson, ER, March 29, 2008 (2-0)
 Andrew Volkening, Air Force vs. Michigan, ER, March 27, 2009 (2-0)
 John Muse, Boston College vs. Wisconsin, CH, April 10, 2010 (5-0)

Individual, Year**GOALS**

- 7—Bob McCusker, Colorado Col., 1957
 7—Shawn Heaphy, Michigan St., 1989
 7—Tony Amonte, Boston U., 1990
 7—Nathan Gerbe, Boston College, 2008
 6—Carl Lawrence, Colorado Col., 1950
 6—Dick Dougherty, Minnesota, 1954
 6—Aaron Broten, Minnesota, 1981
 6—Phil Sykes, North Dakota, 1982
 6—Rob Gaudreau, Providence, 1989
 6—Tony Amonte, Boston U., 1991
 6—Hugo Belanger, Clarkson, 1991
 6—Paul Constantin, Lake Superior St., 1992
 6—Gabe Gauthier, Denver, 2005
 6—Cam Atkinson, Boston College, 2010

ASSISTS

- 9—Tony Hrkac, North Dakota, 1987
 9—Shawn McEachern, Boston U., 1990
 8—Lou Melone, Northern Mich., 1991
 8—Dave Trombley, Clarkson, 1991
 7—14 times, most recent: Joe Whitney, Boston College, and Brendan Smith, Wisconsin, 2010

POINTS

- 13—Aaron Broten, Minnesota, 1981 (6 goals, 7 assists)
 13—Tony Amonte, Boston U., 1990 (7 goals, 6 assists)
 12—Tony Hrkac, North Dakota, 1987 (3 goals, 9 assists)
 12—Shawn McEachern, Boston U., 1990 (3 goals, 9 assists)
 11—Lane MacDonald, Harvard, 1986 (4 goals, 7 assists)
 11—Mitch Messier, Michigan St., 1986 (5 goals, 6 assists)
 11—Dave Trombley, Clarkson, 1991 (3 goals, 8 assists)
 11—Gabe Gauthier, Denver, 2005 (6 goals, 5 assists)
 11—Nathan Gerbe, Boston College, 2008 (7 goals, 4 assists)
 10—Mike Knoke, Minnesota, 1981 (3 goals, 7 assists)
 10—Tim Smith, Harvard, 1986 (4 goals, 6 assists)
 10—Rob Gaudreau, Providence, 1989 (6 goals, 4 assists)
 10—Hugo Belanger, Clarkson, 1991 (6 goals, 4 assists)
 10—Gerald Tallaire, Lake Superior St., 1994 (3 goals, 7 assists)
 10—Joe Whitney, Boston College, 2010 (3 goals, 7 assists)

PENALTIES

- 12—Matt Greene, North Dakota, 2005
 11—Randy Skarda, Minnesota, 1988
 11—Ben Hankinson, Minnesota, 1991
 10—Kevin Miller, Michigan St., 1986
 10—Joe Sacco, Boston U., 1990
 9—Jim Archibald, North Dakota, 1984
 9—Jack Capuano, Maine, 1988
 9—Chris Kiene, Merrimack, 1988
 9—Marc Potvin, Bowling Green, 1988
 8—Six times, most recent: Cam Stewart and Aaron Ward, Michigan, 1991

SAVES

- 185—Chris Terreri, Providence, 1985
 161—Chris Rogles, Clarkson, 1991
 154—Scott Cashman, Boston U., 1990
 153—Paul Krake, Alas. Anchorage, 1991
 151—Mark Romaine, Providence, 1989
 140—David Littman, Boston College, 1989
 137—Darrin Madeley, Lake Superior St., 1990
 135—Grant Blair, Harvard, 1986
 134—Cory Schneider, Boston College, 2006
 133—Rick Kostj, Minn. Duluth, 1984
 133—Robb Stauber, Minnesota, 1988

SAVE PERCENTAGE**(Min. two games and 100 minutes)**

- .986—Ken Dryden, Cornell, 1967 (1 goal allowed, 71 saves)
 .985—Tim Regan, Boston U., 1972 (1 goal allowed, 65 saves)
 .974—Jordan Parise, North Dakota, 2004 (1 goal allowed, 37 saves)
 .973—Brian Elliott, Wisconsin, 2006 (3 goals allowed, 109 saves)
 .968—Gerry Powers, Denver, 1968 (1 goal allowed, 30 saves)
 .964—Garry Bauman, Michigan Tech, 1962 (2 goals allowed, 53 saves)
 .963—David McKee, Cornell, 2006 (3 goals allowed, 79 saves)
 .962—Karl Goehring, North Dakota, 2000 (2 goals allowed, 51 saves)
 .962—Andrew Volkening, Air Force, 2009 (3 goals allowed, 75 saves)
 .960—Gaye Cooley, Michigan St., 1966 (2 goals allowed, 48 saves)
 .959—Peter Mannino, Denver, 2005 (5 goals allowed, 116 saves)

GOALS-AGAINST AVERAGE**(Min. two games and 100 minutes)**

- 0.50—Ken Dryden, Cornell, 1967 (1 goal allowed)
 0.50—Gerry Powers, Denver, 1968 (1 goal allowed)
 0.50—Tim Regan, Boston U., 1972 (1 goal allowed)
 0.54—Jordan Parise, North Dakota, 2004 (1 goal allowed)
 0.62—Brian Elliott, Wisconsin, 2006 (3 goals allowed)
 1.00—Garry Bauman, Michigan Tech, 1962 (2 goals allowed)
 1.00—Gaye Cooley, Michigan St., 1966 (2 goals allowed)
 1.00—Karl Goehring, North Dakota, 2000 (2 goals allowed)
 1.05—David McKee, Cornell, 2006 (3 goals allowed)
 1.17—Andrew Volkening, Air Force, 2009 (3 goals allowed)
 1.25—Adam Berkhoel, Denver, 2004 (5 goals allowed)
 1.25—Jeff Lerg, Michigan St., 2007 (5 goals allowed)

GOALIE VICTORIES

- 4—Darren Jensen, North Dakota, 1982 (0 losses)
 4—Ed Belfour, North Dakota, 1987 (0 losses)
 4—Scott Cashman, Boston U., 1990 (3 losses)
 4—Duane Derksen, Wisconsin, 1990 (0 losses)
 4—Bill Pye, Northern Mich., 1991 (0 losses)
 4—Darrin Madeley, Lake Superior St., 1992 (0 losses)
 4—Blaine Lacher, Lake Superior St., 1994 (0 losses)
 4—Marty Turco, Michigan, 1998 (0 losses)
 4—Alfie Michaud, Maine, 1999 (0 losses)
 4—Adam Berkhoel, Denver, 2004 (0 losses)
 4—Brian Elliott, Wisconsin, 2006 (0 losses)
 4—Jeff Lerg, Michigan St., 2007 (0 losses)
 4—John Muse, Boston College, 2008 (0 losses)
 4—Kieran Millan, Boston U., 2009 (0 losses)
 4—John Muse, Boston College, 2010 (0 losses)

Individual, Career**GOALS**

- 14—Corey Millen, Minnesota, 1983, 85-87
 13—Tony Amonte, Boston U., 1990-91
 11—Jim Montgomery, Maine, 1990-93
 10—Mitch Messier, Michigan St., 1984-87
 10—John Byce, Wisconsin, 1988-90
 10—Nathan Gerbe, Boston College, 2006-08
 9—Gil Burford, Michigan, 1949-51
 9—Dave Silk, Boston U., 1977-78
 9—Phil Sykes, North Dakota, 1980, 82
 9—Lane MacDonald, Harvard, 1986-89
 9—Kip Miller, Michigan St., 1987-90
 9—Paul Constantin, Lake Superior St., 1990-92
 9—Scott Beattie, Northern Mich., 1991-92

ASSISTS

- 17—Larry Olimb, Minnesota, 1989-92
- 15—Jim Dowd, Lake Superior St., 1988-91
- 14—Kevin Miller, Michigan St., 1985-88
- 13—Shawn McEachern, Boston U., 1990-91
- 12—Mike Boback, Providence, 1989, 91
- 11—Bill Shibicky, Michigan St., 1984-87
- 11—Pat Murray, Michigan St., 1988-90
- 11—Sean Tallaire, Lake Superior St., 1993-96
- 11—Brendan Morrison, Michigan, 1994-97
- 10—Five players, most recent: T.J. Oshie, North Dakota, 2006-08

POINTS

- 23—Jim Dowd, Lake Superior St., 1988-91 (8 goals, 15 assists)
- 22—Corey Millen, Minnesota, 1983, 85-87 (14 goals, 8 assists)
- 21—Kevin Miller, Michigan St., 1985-88 (7 goals, 14 assists)
- 21—Tony Amonte, Boston U., 1990-91 (13 goals, 8 assists)
- 21—Jim Montgomery, Maine, 1990-93 (11 goals, 10 assists)
- 20—Mitch Messier, Michigan St., 1984-87 (10 goals, 10 assists)
- 19—Lane MacDonald, Harvard, 1986-89 (9 goals, 10 assists)
- 19—Larry Olimb, Minnesota, 1989-92 (2 goals, 17 assists)
- 19—Brendan Morrison, Michigan, 1994-97 (8 goals, 11 assists)
- 18—Shawn McEachern, Boston U., 1990-91 (5 goals, 13 assists)
- 18—Nathan Gerbe, Boston College, 2006-08 (10 goals, 8 assists)

PENALTIES

- 21—Ben Hankinson, Minnesota, 1988-91
- 19—Sandy Moger, Lake Superior St., 1989-92
- 16—Bill Shibicky, Michigan St., 1984-87
- 16—Don Gibson, Michigan St., 1987-90
- 15—Randy Skarda, Minnesota, 1988-89
- 15—Pete Stauber, Lake Superior St., 1988-90
- 15—Matt Greene, North Dakota, 2004-05
- 14—Kevin Miller, Michigan St., 1985-88
- 14—Todd Richards, Minnesota, 1986-89
- 14—Scott Pellerin, Maine, 1989-91

SAVES

- 356—Scott Clemmensen, Boston College, 1998-01
- 321—Grant Blair, Harvard, 1983, 85-86
- 298—Darrin Madeley, Lake Superior St., 1990-92
- 284—Jason Muzzatti, Michigan St., 1988-90
- 275—Chris Terreri, Providence, 1983, 85
- 268—Marty Turco, Michigan St., 1985-88
- 250—Rick Kost, Minn. Duluth, 1984-85
- 249—Josh Blackburn, Michigan, 1999-02
- 248—Robb Stauber, Minnesota, 1987-89
- 246—Norm Foster, Michigan St., 1984-87

SAVE PERCENTAGE**(Min. four games, 200 minutes and two years)**

- .955—David McKee, Cornell, 2005-06 (7 goals allowed, 150 saves)
- .953—Karl Goehring, North Dakota, 1999-01 (8 goals allowed, 164 saves)
- .953—Jimmy Howard, Maine, 2004-05 (8 goals allowed, 161 saves)
- .948—Chris Terreri, Providence, 1983, 85 (15 goals allowed, 275 saves)
- .947—Jeff Lerg, Michigan St., 2006-08 (13 goals allowed, 233 saves)
- .943—Terry Kleinsinger, Wisconsin, 1982-83 (7 goals allowed, 116 saves)
- .942—Scott LaGrand, Boston College, 1990-91 (8 goals allowed, 131 saves)
- .938—Ken Dryden, Cornell, 1967-69 (12 goals allowed, 183 saves)
- .936—Matti Kaltiainen, Boston College, 2003-04 (8 goals allowed, 117 saves)
- .934—Gerry Powers, Denver, 1968-69 (6 goals allowed, 85 saves)

GOALS-AGAINST AVERAGE**(Min. four games, 200 minutes and two years)**

- 1.32—Karl Goehring, North Dakota, 1999-01 (8 goals allowed)
- 1.45—Matti Kaltiainen, Boston College, 2003-04 (8 goals allowed)
- 1.50—Gerry Powers, Denver, 1968-69 (6 goals allowed)
- 1.60—Darren Jensen, North Dakota, 1980, 82 (8 goals allowed)
- 1.63—Jeff Lerg, Michigan St., 2006-08 (13 goals allowed)

- 1.69—Jimmy Howard, Maine, 2004-05 (8 goals allowed)
- 1.72—David McKee, Cornell, 2005-06 (7 goals allowed)
- 1.75—Terry Kleinsinger, Wisconsin, 1982-83 (7 goals allowed)
- 1.90—Scott Clemmensen, Boston College, 1998-01 (26 goals allowed)
- 1.95—John Muse, Boston College, 2008-10 (16 goals allowed)

GOALIE VICTORIES

- 10—Scott Clemmensen, Boston College, 1998-01 (3 losses)
- 9—Marty Turco, Michigan, 1995-98 (2 losses)
- 8—John Muse, Boston College, 2008-10 (0 losses)
- 7—Marc Behrend, Wisconsin, 1981-83 (1 tie)
- 7—*Duane Derksen, Wisconsin, 1990-92 (3 losses)
- 7—Darrin Madeley, Lake Superior St., 1990-92 (4 losses)
- 6—Norm Foster, Michigan St., 1984-87 (3 losses)
- 6—Robb Stauber, Minnesota, 1987-89 (3 losses)
- 6—Jason Muzzatti, Michigan St., 1988-90 (6 losses)
- 6—Scott Cashman, Boston U., 1990-92 (5 losses)
- 6—Blaine Lacher, Lake Superior St., 1992-94 (1 loss)
- 6—Josh Blackburn, Michigan, 1999-02 (4 losses)
- 6—Jordan Parise, North Dakota, 2004-06 (3 losses)
- 6—Jeff Lerg, Michigan St., 2006-08 (2 losses)

GOALIE WINNING PERCENTAGE**(Min. 4 decisions)**

- 1.000—John Muse, Boston College, 2008-10 (8-0)
- 1.000—Darren Jensen, North Dakota, 1980, 82 (5-0)
- 1.000—Lorne Howes, Michigan, 1955-56 (4-0)
- 1.000—George Kirkwood, Denver, 1960-61 (4-0)
- 1.000—Gerry Powers, Denver, 1968-69 (4-0)
- 1.000—Ed Belfour, North Dakota, 1987 (4-0)
- 1.000—Adam Berkhoel, Denver, 2004 (4-0)
- 1.000—Kieran Millan, Boston U., 2009 (4-0)
- .938—Marc Behrend, Wisconsin, 1981-83 (7-0-1)
- .857—Blaine Lacher, Lake Superior St., 1992-94 (6-1)
- .818—Marty Turco, Michigan, 1995-98 (9-2)
- .800—Willard Ikola, Michigan, 1952-54 (4-1)
- .800—Bob Essensa, Michigan St., 1984-87 (4-1)

SHUTOUTS

- 3—Cory Schneider, Boston College, 2006-07
- 2—Marty Turco, Michigan, 1995-98
- 2—Karl Goehring, North Dakota, 1999-01
- 2—Adam Berkhoel, Denver, 2004
- 2—Brian Elliott, Wisconsin, 2006
- 2—Jordan Parise, North Dakota, 2004-06
- 2—John Muse, Boston College, 2008-10
- 1—27 players

Team, Game**GOALS**

- 14—Michigan vs. Boston U. (2), NSF, March 13, 1953
- 14—Minnesota vs. Boston College (1), NSF, March 11, 1954
- 13—Colorado Col. vs. Boston U. (4), CH, March 18, 1950
- 13—Colorado Col. vs. Michigan (6), CH, March 16, 1957
- 13—Michigan Tech vs. St. Lawrence (3), NSF, March 17, 1960
- 12—Denver vs. St. Lawrence (2), CH, March 18, 1961
- 10—Eight times, most recent: Lake Superior St. vs. Alas. Anchorage (3), FR, March 17, 1990

GOALS, BOTH TEAMS

- 19—Colorado Col. (13) vs. Michigan (6), CH, March 16, 1957
- 17—Colorado Col. (13) vs. Boston U. (4), CH, March 18, 1950
- 16—Michigan (10) vs. Boston College (6), N3d, March 18, 1950
- 16—Michigan (14) vs. Boston U. (2), NSF, March 13, 1953
- 16—Michigan Tech (13) vs. St. Lawrence (3), NSF, March 17, 1960
- 16—Boston College (9) vs. Yale (7), NER, March 28, 2010
- 15—Minnesota (14) vs. Boston College (1), NSF, March 11, 1954
- 15—Boston U. (10) vs. Harvard (5), N3d, March 15, 1975
- 15—Brown (8) vs. Boston U. (7), N3d, March 27, 1976
- 15—Minnesota (9) vs. New Hampshire (6), QF, March 18, 1983
- 15—Northern Mich. (8) vs. Boston U. (7), CH, March 30, 1991 (3 ot)

GOALS, PERIOD

- 10—Colorado Col. vs. Boston U., CH, March 18, 1950 (3rd)
- 8—Michigan Tech vs. St. Lawrence, NSF, March 17, 1960 (2nd)
- 7—Colorado Col. vs. Michigan, CH, March 16, 1957 (3rd)

- 6—Brown vs. Colorado Col., NSF, March 16, 1951 (2nd)
- 6—Michigan vs. Boston U., NSF, March 13, 1953 (3rd)
- 6—Minnesota vs. Boston College, NSF, March 11, 1954 (1st)
- 6—Northern Mich. vs. Clarkson, WR, March 27, 1992 (2nd)
- 6—Boston U. vs. Neb.-Omaha, NER, March 24, 2006 (2nd)

GOALS, PERIOD, BOTH TEAMS

- 13—Colorado Col. (10) vs. Boston U. (3), CH, March 18, 1950 (3rd)
- 9—Colorado Col. (7) vs. Michigan (2), CH, March 16, 1957 (3rd)
- 9—Michigan Tech (8) vs. St. Lawrence (1), NSF, March 17, 1960 (2nd)
- 9—Northern Mich. (6) vs. Clarkson (3), WR, March 27, 1992 (2nd)
- 8—Michigan (6) vs. Boston U. (2), NSF, March 13, 1953 (3rd)
- 7—18 times, most recent: Boston College (4) vs. Yale (3), NER, March 28, 2010 (2nd)

GOALS, LOSING TEAM

- 7—Boston U. vs. Brown (8), N3d, March 27, 1976
- 7—Boston U. vs. Northern Mich. (8), CH, March 30, 1991 (3 ot)
- 7—Yale vs. Boston College (9), NER, March 28, 2010
- 6—Boston College vs. Michigan (10), N3d, March 18, 1950
- 6—Michigan vs. Colorado Col. (13), CH, March 16, 1957
- 6—St. Lawrence vs. Boston College (7), N3d, March 14, 1959 (2 ot)
- 6—St. Lawrence vs. Boston U. (7), N3d, March 19, 1960
- 6—Brown vs. Michigan Tech (7), NSF, March 25, 1976 (2 ot)
- 6—New Hampshire vs. Minnesota (9), QF, March 18, 1983
- 6—Boston College vs. Michigan St. (7), QF, March 18, 1984
- 6—Boston College vs. Minn. Duluth (7), N3d, March 30, 1985 (ot)
- 6—Maine vs. Providence (8), QF, March 24, 1989
- 6—Northern Mich. vs. Michigan (7), WR, March 29, 1992

FEWEST GOALS

- 0—39 times, most recent: Wisconsin vs. Boston College (5), CH, April 10, 2010

FEWEST GOALS, BOTH TEAMS

- 1—Cornell (1) vs. North Dakota (0), NSF, March 16, 1967
- 1—Denver (1) vs. Harvard (0), N3d, March 20, 1971
- 1—Boston College (1) vs. Ohio St. (0), ER, March 29, 2003
- 1—Wisconsin (1) vs. Ohio St. (0), ER, March 27, 2004 (ot)
- 1—Denver (1) vs. North Dakota (0), WR, March 27, 2004
- 1—Denver (1) vs. Maine (0), CH, April 10, 2004
- 1—Maine vs. Minnesota (0), WR, March 26, 2005 (ot)
- 1—Michigan St. (1) vs. New Hampshire (0), ER, March 25, 2006
- 1—Wisconsin (1) vs. Cornell (0), MWR, March 26, 2006 (3 ot)
- 1—Massachusetts (1) vs. Clarkson (0), ER, March 23, 2007 (ot)

FASTEST CONSECUTIVE GOALS

- :05—Michigan (Gordon McMillan and Wally Gacek) vs. Dartmouth, CH, March 20, 1948
- :06—Michigan (Scott Matzka and Mike Cammalleri) vs. Mercyhurst, WR, March 24, 2001
- :11—Colorado Col. (Cam Kryway and Justin Morrison) vs. St. Lawrence, WR, March 27, 1999
- :12—Colorado Col. (Harry Whitworth and Carl Lawrence) vs. Boston U., CH, March 18, 1950
- :12—Bowling Green (Garry Galley and Gino Cavallini) vs. Boston U., QF, March 16, 1984
- :12—Northeastern (Dave Buda and Brian Dowd) vs. Merrimack, FR, March 18, 1988
- :13—Michigan (both by Bert Dunn) vs. Boston U., NSF, March 13, 1953
- :13—Michigan Tech (Al Raymond and Don Lauriente) vs. St. Lawrence, NSF, March 17, 1960
- :13—Minnesota (Grant Bischoff and Cory Laylin) vs. Providence, FR, March 17, 1991
- :13—Rochester Inst. (Tyler Brenner and Brent Alexin) vs. New Hampshire, ER, March 27, 2010

FASTEST CONSECUTIVE GOALS, OPPOSING TEAMS

- :07—Michigan Tech (Bill Terry), then Minnesota (Aaron Broten), NSF, March 26, 1981
- :08—Boston U. (Jack Garrity), then Colorado Col. (Tony Frasca), CH, March 18, 1950
- :08—New Hampshire (Sean Collins), then Harvard (Alex Meintel), NER, March 26, 2005

- :09—Clarkson (Scott Thomas), then Northern Mich. (Scott Beattie), WR, March 27, 1992
- :10—Minnesota (Todd Richards), then Wisconsin (John Byce), QF, March 24, 1989
- :10—Cornell (Doug Derraugh), then Michigan (Mike Helber), FR, March 15, 1991
- :11—New Hampshire (Norm Lacombe), then Minnesota (Corey Millen), QF, March 18, 1983
- :11—Yale (Mark Arcobello), then Boston College (Cam Atkinson), NER, March 28, 2010
- :12—Cornell (Doug Ferguson), then Boston U. (Mike Sobeski), CH, March 18, 1967
- :12—Wisconsin (Dave Herbst), then New Hampshire (Jon Fontes), NSF, March 25, 1977
- :12—Boston College (Bob Sweeney), then Michigan St. (Harvey Smyl), QF, March 18, 1984

WINNING MARGIN

- 13—Minnesota (14) vs. Boston College (1), NSF, March 11, 1954
- 12—Michigan (14) vs. Boston U. (2), NSF, March 13, 1953
- 10—Michigan Tech (13) vs. St. Lawrence (3), NSF, March 17, 1960
- 10—Denver (12) vs. St. Lawrence (2), CH, March 18, 1961
- 9—Colorado Col. (13) vs. Boston U. (4), CH, March 18, 1950
- 8—North Dakota (9) vs. Harvard (1), NSF, March 14, 1958
- 8—Lake Superior St. (9) vs. Boston U. (1), CH, April 2, 1994

LARGEST MARGIN OVERCOME TO WIN

- 4—Wisconsin vs. Cornell, NSF, March 16, 1973 [trailed 4-0; won 6-5 (ot)]
- 4—Boston U. vs. New Hampshire, N3d, March 26, 1977 (trailed 5-1; won 6-5)
- 3—Colorado Col. vs. Yale, NSF, March 14, 1952 (trailed 3-0; won 4-3)
- 3—Minnesota vs. Harvard, NSF, March 19, 1971 [trailed 4-1; won 6-5 (ot)]
- 3—Michigan Tech vs. Harvard, NSF, March 15, 1974 [trailed 3-0; won 6-5 (ot)]
- 3—Minnesota vs. Harvard, NSF, March 13, 1975 (trailed 4-1; won 6-4)
- 3—Minnesota vs. Michigan Tech, CH, March 27, 1976 (trailed 3-0; won 6-4)
- 3—Merrimack vs. Northeastern, FR, March 19, 1988 (trailed 3-0; won 7-3)
- 3—Minnesota vs. Michigan St., QF, March 26, 1988 (trailed 3-0; won 4-3)
- 3—Northern Mich. vs. Boston U., CH, March 30, 1991 [trailed 3-0; won 8-7 (3 ot)]
- 3—Michigan vs. Northern Mich., WR, March 29, 1992 (trailed 6-3; won 7-6)
- 3—Michigan vs. Denver, ER, March 26, 1999 (trailed 3-0; won 5-3)
- 3—Maine vs. Harvard, ER, March 26, 2004 (trailed 3-0; won 5-4)
- 3—Colorado Col. vs. Michigan, MWR, March 26, 2005 (trailed 3-0; won 4-3)

ASSISTS

- 19—Boston U. vs. Harvard, N3d, March 15, 1975 (10 goals)
- 18—Denver vs. St. Lawrence, CH, March 18, 1961 (12 goals)
- 18—Northern Mich. vs. Providence, FR, March 17, 1989 (9 goals)
- 17—Colorado Col. vs. Michigan, CH, March 16, 1957 (13 goals)
- 17—*Denver vs. Boston College, NSF, March 15, 1973 (10 goals)
- 17—Boston U. vs. Neb.-Omaha, NER, March 24, 2006 (9 goals)
- 16—Colorado Col. vs. Boston U., CH, March 18, 1950 (13 goals)
- 16—Northeastern vs. New Hampshire, N3d, March 27, 1982 (10 goals)
- 16—Lake Superior St. vs. Alas. Anchorage, FR, March 17, 1990 (10 goals)
- 16—Lake Superior St. vs. Boston U., CH, April 2, 1994 (9 goals)

ASSISTS, BOTH TEAMS

- 27—Boston U. (19) vs. Harvard (8), N3d, March 15, 1975 (15 goals)
- 26—Northern Mich. (18) vs. Providence (8), FR, March 17, 1989 (14 goals)
- 24—Northeastern (16) vs. New Hampshire (8), N3d, March 27, 1982 (14 goals)
- 24—Boston College (12) vs. Michigan St. (12), QF, March 18, 1984 (13 goals)

- 23—Brown (12) vs. Boston U. (11), N3d, March 27, 1976 (15 goals)
- 23—Wisconsin (12) vs. Clarkson (11), QF, March 21, 1981 (12 goals)
- 23—Minnesota (12) vs. New Hampshire (11), QF, March 18, 1983 (15 goals)
- 23—Providence (12) vs. Maine (11), QF, March 24, 1989 (14 goals)
- 23—Northern Mich. (12) vs. Boston U. (11), CH, March 30, 1991 (15 goals) (3 ot)
- 22—*Denver (17) vs. Boston College (5), NSF, March 15, 1973 (14 goals)
- 22—Yale (12) vs. Boston College (10), NER, March 28, 2010 (16 goals)

FEWEST ASSISTS, BOTH TEAMS

- 1—Boston College (1) vs. Ohio St. (0), ER, March 29, 2003 (1 goal)
- 1—Denver (1) vs. Maine (0), CH, April 10, 2004 (1 goal, shutout)
- 1—Wisconsin (1) vs. Cornell (0), MWR, March 26, 2006 (1 goal, shutout) (3 ot)

POINTS

- 30—Colorado Col. vs. Michigan, CH, March 16, 1957 (13 goals, 17 assists)
- 30—Denver vs. St. Lawrence, CH, March 18, 1961 (12 goals, 18 assists)
- 29—Colorado Col. vs. Boston U., CH, March 18, 1950 (13 goals, 16 assists)
- 29—Boston U. vs. Harvard, N3d, March 15, 1975 (10 goals, 19 assists)
- 28—Michigan vs. Boston U., NSF, March 13, 1953 (14 goals, 14 assists)
- 27—Michigan Tech vs. St. Lawrence, NSF, March 17, 1960 (13 goals, 14 assists)
- 27—*Denver vs. Boston College, NSF, March 15, 1973 (10 goals, 17 assists)
- 27—Northern Mich. vs. Providence, FR, March 17, 1989 (9 goals, 18 assists)

POINTS, BOTH TEAMS

- 42—Boston U. (10 goals, 19 assists) vs. Harvard (5 goals, 8 assists), N3d, March 15, 1975
- 40—Colorado Col. (13 goals, 17 assists) vs. Michigan (6 goals, 4 assists), CH, March 16, 1957
- 40—Northern Mich. (9 goals, 18 assists) vs. Providence (5 goals, 8 assists), FR, March 17, 1989
- 38—Colorado Col. (13 goals, 16 assists) vs. Boston U. (4 goals, 5 assists), CH, March 18, 1950
- 38—Brown (8 goals, 12 assists) vs. Boston U. (7 goals, 11 assists), N3d, March 27, 1976
- 38—Northeastern (10 goals, 16 assists) vs. New Hampshire (4 goals, 8 assists), N3d, March 27, 1982
- 38—Minnesota (9 goals, 12 assists) vs. New Hampshire (6 goals, 11 assists), QF, March 18, 1983
- 38—Northern Mich. (8 goals, 12 assists) vs. Boston U. (7 goals, 11 assists), CH, March 30, 1991 (3 ot)
- 38—Boston College (9 goals, 10 assists) vs. Yale (7 goals, 12 assists), NER March 28, 2010
- 37—Michigan St. (7 goals, 12 assists) vs. Boston College (6 goals, 12 assists), QF, March 18, 1984
- 37—Providence (8 goals, 12 assists) vs. Maine (6 goals, 11 assists), QF, March 24, 1989

FEWEST POINTS**(Excluding shutouts)**

- 1—St. Lawrence vs. Michigan, NSF, March 16, 1956 (1 goal) (ot)
- 1—St. Lawrence vs. Michigan Tech, NSF, March 16, 1962 (1 goal)
- 1—Boston College vs. Denver, NSF, March 14, 1968 (1 goal)
- 1—Clarkson vs. North Dakota, QF, March 19, 1982 (1 goal)
- 1—Vermont vs. Bowling Green, FR, March 18, 1988 (1 goal)
- 1—Mass.-Lowell vs. Wisconsin, FR, March 19, 1988 (1 goal)
- 1—Minnesota vs. Boston College, QF, March 25, 1990 (1 goal)
- 1—New Hampshire vs. Harvard, ER, March 26, 1994 (1 goal)
- 1—Michigan vs. New Hampshire, ER, March 27, 1999 (1 goal) (ot)
- 1—Quinnipiac vs. Cornell, ER, March 23, 2002 (1 goal)

FEWEST POINTS, BOTH TEAMS

- 2—Boston College (1 goal, 1 assist) vs. Ohio St., ER, March 29, 2003 (shutout)
- 2—Denver (1 goal, 1 assist) vs. Maine, CH, April 10, 2004 (shutout)
- 2—Wisconsin (1 goal, 1 assist) vs. Cornell, MWR, March 26, 2006 (shutout) (3 ot)

- 3—Cornell (1 goal, 2 assists) vs. North Dakota, NSF, March 16, 1967 (shutout)
- 3—Denver (1 goal, 2 assists) vs. Harvard, N3d, March 20, 1971 (shutout)
- 3—Denver (1 goal, 2 assists) vs. North Dakota, WR, March 27, 2004 (shutout)
- 3—Wisconsin (1 goal, 2 assists) vs. Ohio St., ER, March 26, 2004 (shutout) (ot)
- 3—Minnesota (1 goal, 2 assists) vs. Maine, WR, March 26, 2005 (shutout) (ot)
- 3—Michigan St. (1 goal, 2 assists) vs. New Hampshire, ER, March 25, 2006 (shutout)
- 3—Massachusetts (1 goal, 2 assists) vs. Clarkson (shutout), ER, March 23, 2007 (ot)
- 4—North Dakota (2 goals, 2 assists) vs. Maine, NSF, April 6, 2000 (shutout)

SHOTS ON GOAL

- 80—St. Lawrence vs. Boston U., ER, March 26, 2000 (3 goals) (4 ot)
- 74—Boston U. vs. St. Lawrence, ER, March 26, 2000 (2 goals) (4 ot)
- 65—Boston College vs. Providence, NSF, March 28, 1985 (3 goals) (3 ot)
- 60—Colorado Col. vs. Clarkson, NSF, March 14, 1957 (5 goals)
- 60—Bowling Green vs. Minn. Duluth, CH, March 24, 1984 (5 goals) (4 ot)
- 60—Wisconsin vs. Cornell, MWR, March 26, 2006 (1 goal) (3 ot)
- 58—Boston College vs. Mercyhurst, ER, March 25, 2005 (5 goals)
- 57—Northern Mich. vs. Cornell, QF, March 21, 1981 (3 goals)
- 57—Michigan vs. Miami (OH), MWR, March 28, 2010 (2 goals) (2 ot)
- 56—Maine vs. Michigan, NSF, March 30, 1995 (4 goals) (3 ot)
- 56—Minnesota vs. Mercyhurst, WR, March 28, 2003 (9 goals)

SHOTS ON GOAL, BOTH TEAMS

- 154—St. Lawrence (80) vs. Boston U. (74), ER, March 26, 2000 (5 goals) (4 ot)
- 106—Maine (56) vs. Michigan (50), NSF, March 30, 1995 (7 goals) (3 ot)
- 100—Wisconsin (60) vs. Cornell (40), MWR, March 26, 2006 (1 goal) (3 ot)
- 99—Brown (50) vs. Michigan Tech (49), NSF, March 25, 1976 (13 goals) (2 ot)
- 99—St. Cloud St. (54) vs. Northern Mich. (45), WR, March 26, 2010 (7 goals) (2 ot)
- 96—Michigan Tech (52) vs. Harvard (44), N3d, March 15, 1969 (11 goals) (2 ot)
- 96—Bowling Green (60) vs. Minn. Duluth (36), CH, March 24, 1984 (9 goals) (4 ot)
- 94—Minnesota (50) vs. Boston U. (44), NSF, March 14, 1974 (9 goals)
- 94—Lake Superior St. (48) vs. Alas. Anchorage (46), FR, March 17, 1990 (13 goals)

SHOTS ON GOAL, PERIOD

- 27—Minnesota vs. Mercyhurst, WR, March 28, 2003 (5 goals)
- 26—Minnesota vs. Providence, N3d, March 26, 1983 (2 goals)
- 25—Minnesota vs. Ferris St., WR, March 29, 2003 (5 goals)
- 24—Colorado Col. vs. Clarkson, NSF, March 14, 1957 (2 goals)
- 24—Harvard vs. Michigan Tech, NSF, March 15, 1974 (1 goal)
- 23—Colorado Col. vs. Michigan, CH, March 12, 1955 (2 goals)
- 23—St. Lawrence vs. Boston College, N3d, March 17, 1956 (3 goals)
- 23—North Dakota vs. Boston College, NSF, March 14, 1963 (3 goals)
- 23—Minnesota vs. Michigan St., NSF, March 27, 1986 (2 goals)
- 23—Wisconsin vs. Bemidji St., MWR, March 25, 2006 (2 goals)

SHOTS ON GOAL, PERIOD, BOTH TEAMS

- 40—Minnesota (23) vs. Michigan St. (17), NSF, March 27, 1986 (5 goals)
- 38—Minnesota (21) vs. Boston U. (17), NSF, March 14, 1974 (3 goals)
- 37—Colorado Col. (20) vs. Michigan (17), N3d, March 19, 1949 (4 goals)
- 37—Boston College (19) vs. Minn. Duluth (18), N3d, March 30, 1985 (6 goals)
- 37—Minnesota (19) vs. Boston College (18), QF, March 25, 1990 (2 goals)

- 36—Michigan Tech (22) vs. Michigan (14), CH, March 17, 1956 (7 goals)
 36—Cornell (19) vs. Michigan Tech (17), NSF, March 14, 1969 (4 goals)

FEWEST SHOTS ON GOAL

- 9—Boston College vs. Denver, NSF, March 14, 1968 (1 goal)
 11—Rensselaer vs. Denver, NSF, March 19, 1964 (1 goal)
 12—Clarkson vs. Denver, NSF, March 13, 1958 (2 goals)
 12—Minnesota vs. Denver, NSF, March 17, 1961 (1 goal)
 13—Air Force vs. Michigan, ER, March 27, 2009 (2 goals)
 14—Quinnipiac vs. Cornell, ER, March 23, 2002 (1 goal)
 14—Wisconsin vs. Boston U., ER, March 26, 1994 (1 goal)
 15—St. Lawrence vs. Michigan Tech, NSF, March 16, 1962 (1 goal)
 15—Wisconsin vs. Cornell, NSF, March 19, 1970 (1 goal)
 15—Bemidji St. vs. Wisconsin, MWR, March 25, 2006 (0 goals)

FEWEST SHOTS ON GOAL, BOTH TEAMS

- 38—Denver (29) vs. Boston College (9), NSF, March 14, 1968 (5 goals)
 41—North Dakota (23) vs. Michigan St. (18), CH, March 28, 1987 (8 goals)
 41—Boston U. (21) vs. Michigan (20), NSF, March 27, 1997 (5 goals)
 42—Providence (26) vs. Rensselaer (16), N3d, March 21, 1964 (3 goals)
 42—Clarkson (23) vs. North Dakota (19), QF, March 19, 1982 (6 goals)
 42—Lake Superior St. (24) vs. St. Cloud St. (18), FR, March 18, 1989 (6 goals)
 42—Minnesota (22) vs. Michigan (20), WR, March 24, 1996 (7 goals)
 42—Colorado Col. (23) vs. Michigan (19), CH, March 30, 1996 (5 goals) (ot)
 42—Michigan (24) vs. Denver (18), ER, March 26, 1999 (8 goals)
 42—New Hampshire (24) vs. Cornell (18), ER, March 24, 2002 (7 goals)
 42—New Hampshire (21) vs. Cornell (21), NSF, April 10, 2002 (5 goals) (ot)

FEWEST SHOTS ON GOAL, REGULATION PERIOD

- 0—Wisconsin vs. Cornell, NSF, March 19, 1970
 0—Northern Mich. vs. Harvard, ER, March 26, 1993
 1—Michigan vs. Denver, ER, March 26, 1999
 1—Denver vs. Michigan, ER, March 26, 1999
 1—Cornell vs. Colorado Col., MWR, March 25, 2006
 1—Miami (OH) vs. Minn. Duluth, WR, March 28, 2009

FEWEST SHOTS ON GOAL, REGULATION PERIOD, BOTH TEAMS

- 6—Harvard (6) vs. Northern Mich. (0), ER, March 26, 1993 (0 goals)
 7—Minn. Duluth (6) vs. Miami (OH) (1), WR, March 28, 2009 (0 goals)
 8—Minnesota (4) vs. Wisconsin (4), QF, March 25, 1989 (2 goals)
 8—Colorado Col. (5) vs. Michigan (3), CH, March 30, 1996 (1 goal)
 8—Cornell (4) vs. Miami (OH) (4), WR, March 22, 1997 (2 goals)
 9—Denver (6) vs. Boston College (3), NSF, March 14, 1968 (1 goal)
 9—North Dakota (6) vs. Dartmouth (3), NSF, March 27, 1980 (0 goals)
 9—Michigan St. (7) vs. Boston U. (2), QF, March 24, 1990 (1 goal)
 9—Boston U. (6) vs. Michigan (3), NSF, March 28, 1996 (1 goal)
 9—Cornell (5) vs. New Hampshire (4), ER, March 24, 2002 (0 goals)

- 9—Ohio St. (6) vs. Wisconsin (3), ER, March 26, 2004 (0 goals)

PENALTIES

- 23—Minnesota vs. Maine, N3d, April 2, 1988
 20—Maine vs. Minnesota, N3d, April 2, 1988
 19—Merrimack vs. Northeastern, FR, March 19, 1988
 19—Clarkson vs. Western Mich., ER, March 22, 1996
 18—Colgate vs. Wisconsin, CH, April 1, 1990
 17—Western Mich. vs. Clarkson, ER, March 22, 1996
 16—Bowling Green vs. Vermont, FR, March 19, 1988
 16—Northeastern vs. Merrimack, FR, March 19, 1988
 16—Vermont vs. Bowling Green, FR, March 19, 1988
 16—Lake Superior St. vs. Maine, NSF, March 31, 1988
 16—Maine vs. Lake Superior St., NSF, March 31, 1988
 16—Lake Superior St. vs. Harvard, QF, March 24, 1989
 16—Michigan vs. Boston U., QF, March 23, 1991

PENALTIES, BOTH TEAMS

- 43—Minnesota (23) vs. Maine (20), N3d, April 2, 1988
 36—Clarkson (19) vs. Western Mich. (17), ER, March 22, 1996
 35—Merrimack (19) vs. Northeastern (16), FR, March 19, 1988
 32—Bowling Green (16) vs. Vermont (16), FR, March 19, 1988
 32—Lake Superior St. (16) vs. Maine (16), NSF, March 31, 1988
 32—Colgate (18) vs. Wisconsin (14), CH, April 1, 1990
 31—Wisconsin (16) vs. Michigan (15), WR, March 25, 1995
 30—Boston U. (15) vs. North Dakota (15), FR, March 16, 1990
 29—Six times, most recent: Michigan (16) vs. Boston U. (13), QF, March 23, 1991

FEWEST PENALTIES

- 0—Boston College vs. Michigan, N3d, March 18, 1950
 0—Michigan vs. Boston College, N3d, March 18, 1950
 0—Boston U. vs. Denver, NSF, March 18, 1960
 0—Harvard vs. Boston U., N3d, March 16, 1974
 0—Miami (OH) vs. Cornell, WR, March 22, 1997
 1—15 times, most recent: Cornell vs. New Hampshire, ER, March 26, 2010

FEWEST PENALTIES, BOTH TEAMS

- 0—Michigan (0) vs. Boston College (0), N3d, March 18, 1950
 1—Boston U. (1) vs. Harvard (0), N3d, March 16, 1974
 2—Denver (2) vs. Boston U. (0), NSF, March 18, 1960
 2—Cornell (2) vs. Miami (OH) (0), WR, March 22, 1997
 2—Michigan (1) vs. New Hampshire (1), ER, March 27, 1999 (ot)
 3—Boston U. (2) vs. Clarkson (1), NSF, March 28, 1991
 3—Cornell (1) vs. New Hampshire (2), ER, March 26, 2010
 4—Brown (2) vs. Michigan (2), CH, March 17, 1951
 4—Denver (3) vs. Minnesota (1), NSF, March 17, 1961
 4—Cornell (2) vs. Wisconsin (2), NSF, March 16, 1973 (ot)
 4—Wisconsin (3) vs. Harvard (1), QF, March 20, 1982
 4—Bowling Green (2) vs. Michigan St. (2), NSF, March 23, 1984
 4—Minn. Duluth (3) vs. Harvard (1), QF, March 23, 1985

LONGEST GAME

- 123:53—St. Lawrence (4) vs. Boston U. (3), ER, March 26, 2000 (4 ot)
 111:13—Wisconsin (1) vs. Cornell (0), MWR, March 26, 2006 (3 ot)
 100:28—Maine (4) vs. Michigan (3), NSF, March 30, 1995 (3 ot)
 97:11—Bowling Green (5) vs. Minn. Duluth (4), CH, March 24, 1984 (4 ot)
 95:18—Notre Dame (3) vs. Ala.-Huntsville (2), MWR, March 23, 2007 (2ot)

- 94:10—Vermont (3) vs. Air Force (2), ER, March 28, 2009 (2 ot)
 89:31—Colorado Col. (4) vs. Vermont (3), NSF, March 28, 1996 (2 ot)
 89:29—Minnesota (2) vs. Mass.-Lowell (1), WR, March 27, 1994 (2 ot)
 85:45—Rensselaer (6) vs. Minn. Duluth (5), NSF, March 29, 1985 (3 ot)
 83:30—Colorado Col. (3) vs. St. Lawrence (2), ER, March 23, 2001 (2 ot)
 82:43—Northern Mich. (3) vs. Harvard (2), ER, March 26, 1993 (2 ot)

Note: The St. Lawrence-Boston U. game listed above was the second-longest in Division I men's history (regular or postseason), surpassed only by Colorado College's 1-0 victory over Wisconsin, March 8, 1997, which lasted 129:30.

Team, Year

GOALS

- 30—Boston U., 1990
 29—Clarkson, 1991
 26—Boston U., 1991
 26—Northern Mich., 1991
 24—Minnesota, 1981
 24—Boston College, 1989
 24—Michigan St., 1989
 24—Providence, 1989
 24—Lake Superior St., 1992
 24—Minnesota, 2003
 24—Boston College, 2010

ASSISTS

- 52—Clarkson, 1991
 44—Boston U., 1990
 41—Minnesota, 1981
 40—Michigan St., 1989
 40—Northern Mich., 1991
 39—Maine, 1989
 38—Boston U., 1991
 38—Minnesota, 1991
 38—Lake Superior St., 1994
 37—Harvard, 1986

POINTS

- 81—Clarkson, 1991 (29 goals, 52 assists)
 74—Boston U., 1990 (30 goals, 44 assists)
 66—Northern Mich., 1991 (26 goals, 40 assists)
 65—Minnesota, 1981 (24 goals, 41 assists)
 64—Michigan St., 1989 (24 goals, 40 assists)
 64—Boston U., 1991 (26 goals, 38 assists)
 61—Lake Superior St., 1994 (23 goals, 38 assists)
 60—Maine, 1989 (21 goals, 39 assists)
 60—Minnesota, 1991 (22 goals, 38 assists)
 60—Lake Superior St., 1992 (24 goals, 36 assists)

PENALTIES

- 70—Boston U., 1990
 59—Providence, 1989
 55—Michigan, 1991
 51—Minnesota, 1991
 50—Maine, 1988
 49—Wisconsin, 1981
 49—Lake Superior St., 1988
 46—Merrimack, 1988
 46—Boston College, 1989
 44—Lake Superior St., 1989

Tournament History

Tournament Won-Lost-Tied Records.....	30
Tournament Highlights.....	31
NCAA 50th Anniversary Team.....	32
Entering the NCAA Tournament, These Teams.....	32
Seeding History	33
Annual Scoring Leaders.....	34
Overtime Games	35
Overtime Records by School	35
Shutout Games	35
Longest Games (Top 20).....	36
Television Ratings	36
Tournament Scoring Trends.....	37
NCAA Division I Men’s Ice Hockey	
Championship Committee Chairs.....	40
Championship Committee Roster	40



Tournament Won-Lost-Tied Records

(51 Teams)

Team (Years Participated)	Years	Tournament Record				Tournament Finish			
		Won	Lost	Tied	Pct.	1st	2nd	3rd	4th
Air Force (2007-08-09)	3	1	3	0	.250	0	0	0	0
Ala.-Huntsville (2007-10)	2	0	2	0	.000	0	0	0	0
Alas. Anchorage (1990-91-92)	3	2	5	0	.286	0	0	0	0
Alas. Fairbanks (2010)	1	0	1	0	.000	0	0	0	0
Bemidji St. (2005-06-09-10)	4	2	4	0	.333	0	0	1	0
Boston College (1948-49-50-54-56-59-63-65-68-73-78-84-85-86-87-89-90-91-98-99-2000-01-03-04-05-06-07-08-10)	29	41	37	0	.526	4	6	6	6
Boston U. (1950-51-53-60-66-67-71-72-74-75-76-77-78-84-86-90-91-92-93-94-95-96-97-98-2000-02-03-05-06-07-09)	31	38	32	0	.543	5	5	8	3
Bowling Green (1977-78-79-82-84-87-88-89-90)	9	7	13	1	.357	1	0	1	0
Brown (1951-65-76-93)	4	2	5	0	.286	0	1	1	1
Clarkson (1957-58-62-63-66-70-81-82-84-90-91-92-93-95-96-97-98-99-07-08)	20	13	23	1	.365	0	3	4	0
Colgate (1981-90-2000-05)	4	3	5	0	.375	0	1	0	0
Colorado Col. (1948-49-50-51-52-55-57-78-95-96-97-98-99-2001-02-03-05-06-08)	19	17	19	0	.472	2	3	3	2
Cornell (1967-68-69-70-72-73-80-81-86-91-96-97-2002-03-05-06-09-10)	18	17	19	0	.472	2	2	2	2
Dartmouth (1948-49-79-80)	4	4	4	0	.500	0	2	2	0
Denver (1958-60-61-63-64-66-68-69-71-72-86-95-97-99-2002-04-05-08-09-10)	20	25	16	0	.610	7	2	2	2
Ferris St. (2003)	1	1	1	0	.500	0	0	0	0
Harvard (1955-57-58-69-71-74-75-82-83-85-86-87-88-89-93-94-2002-03-04-05-06)	21	14	29	1	.330	1	2	3	6
Holy Cross (2004-06)	2	1	2	0	.333	0	0	0	0
Lake Superior St. (1985-88-89-90-91-92-93-94-95-96)	10	20	11	1	.641	3	1	0	0
Maine (1987-88-89-90-91-92-93-95-99-2000-01-02-03-04-05-06-07)	17	30	19	0	.612	2	3	5	1
Massachusetts (2007)	1	1	1	0	.500	0	0	0	0
Mass.-Lowell (1988-94-96)	3	2	3	1	.417	0	0	0	0
Mercyhurst (2001-03-05)	3	0	3	0	.000	0	0	0	0
Merrimack (1988)	1	2	2	0	.500	0	0	0	0
Miami (OH) (1993-97-2004-06-07-08-09-10)	8	7	8	0	.467	0	1	1	0
Michigan (1948-49-50-51-52-53-54-55-56-57-62-64-77-91-92-93-94-95-96-97-98-99-2000-01-02-03-04-05-06-07-08-09-10)	33	47	26	0	.644	9	2	12	0
Michigan St. (1959-66-67-82-83-84-85-86-87-88-89-90-92-94-95-96-97-98-99-2000-01-02-04-06-07-08)	26	30	28	1	.517	3	2	5	1
Michigan Tech (1956-60-62-65-69-70-74-75-76-81)	10	13	9	0	.591	3	4	1	2
Minnesota (1953-54-61-71-74-75-76-79-80-81-83-85-86-87-88-89-90-91-92-93-94-95-96-97-2001-02-03-04-05-06-07-08)	32	50	33	0	.568	5	6	6	2
Minn. Duluth (1983-84-85-93-2004-09)	6	9	8	0	.529	0	1	2	0
Minn. St. Mankato (2003)	1	0	1	0	.000	0	0	0	0
Neb.-Omaha (2006)	1	0	1	0	.000	0	0	0	0
New Hampshire (1977-79-82-83-92-94-95-97-98-99-2000-02-03-04-05-06-07-08-09-10)	20	14	24	0	.368	0	2	2	3
Niagara (2000-04-08)	3	1	3	0	.250	0	0	0	0
North Dakota (1958-59-63-65-67-68-79-80-82-84-87-90-97-98-99-2000-01-03-04-05-06-07-08-09-10)	25	40	20	0	.667	7	5	5	1
Northeastern (1982-88-94-2009)	4	3	4	1	.438	0	0	1	0
Northern Mich. (1980-81-89-91-92-93-99-2010)	8	10	10	0	.500	1	1	0	1
Notre Dame (2004-07-08-09)	4	4	4	0	.500	0	1	0	0
Ohio St. (1998-99-2003-04-05-09)	6	2	6	0	.250	0	0	1	0
Princeton (1998-2008-09)	3	0	3	0	.000	0	0	0	0
Providence (1964-78-81-83-85-89-91-96-2001)	9	9	15	0	.375	0	1	1	1
Quinnipiac (2002)	1	0	1	0	.000	0	0	0	0
Rensselaer (1953-54-61-64-84-85-94-95)	8	7	8	1	.469	2	0	2	1
Rochester Inst. (2010)	1	2	1	0	.667	0	0	1	0
St. Cloud St. (1989-2000-01-02-03-07-08-10)	8	1	9	0	.100	0	0	0	0
St. Lawrence (1952-55-56-59-60-61-62-83-87-88-89-92-99-2000-01-07)	16	5	25	0	.167	0	2	2	5
Vermont (1988-96-97-2009-10)	5	3	6	0	.333	0	0	2	0
Wayne St. (MI) (2003)	1	0	1	0	.000	0	0	0	0
Western Mich. (1986-94-96)	3	0	4	0	.000	0	0	0	0
Wisconsin (1970-72-73-77-78-81-82-83-88-89-90-91-93-94-95-98-2000-01-04-05-06-08-10)	23	37	20	2	.644	6	2	2	1
Yale (1952-98-2009-10)	4	2	4	0	.333	0	0	1	0

Note: Denver's (1-1) participation in the 1973 championship and Wisconsin's (3-1) participation in the 1992 championship vacated. Third-place game not played in 1948 and discontinued after 1989. In those years, both semifinal losers are awarded third place.

Tournament Highlights

- 1948** The NCAA championship is initiated as a four-team, single-elimination bracket. Jim Malone scores the tournament's first goal to spark Dartmouth past Colorado College 8-4 in the opening NCAA postseason game, a semifinal contest played March 18 at The Broadmoor World Arena in Colorado Springs. Dartmouth falls to Michigan in the title game, however, as the Wolverines win the first of six crowns over the event's opening nine years.
- 1949** The third-place game is added.
- 1958** The championship moves out of Colorado Springs for the first time and is played in Williams Arena on the University of Minnesota, Twin Cities, campus as part of the state of Minnesota's centennial celebration. A record crowd of 7,878 sees Denver win its first title by defeating North Dakota, 6-2.
- 1960** The 50th NCAA tournament game has Boston U. topping St. Lawrence, 7-6, in the third-place contest March 19 in Boston.
- 1961** St. Lawrence forward John Mason scores the 500th goal in NCAA tournament history, a second-period marker that leads to a 6-3 semifinal triumph over Rensselaer.
- 1964** Michigan wins its seventh NCAA ice hockey championship in 17 years, defeating Denver, 6-3, on the Pioneers' home ice.
- 1969** Denver captures its second straight title and fifth over a 12-year period with a 4-3 triumph of Cornell.
- 1970** Cornell (29-0) finishes the only perfect season in NCAA Division I history with a 6-4 triumph over Clarkson in the championship game at Lake Placid. The Division I Ice Hockey Committee begins seeding the two teams from the East and West regions for the purpose of national semifinal pairings.
- 1972** A sellout crowd of 14,995, nearly double the previous NCAA tournament record, watches hometown favorite Boston U. blank Cornell, 4-0, in the final at Boston Garden.
- 1973** In the 100th NCAA tournament game, Denver advances to the championship final with a 10-4 triumph over Boston College on March 15 in Boston.
- 1977** The Division I Ice Hockey Committee begins adding a third team to the championship bracket from each region, when necessary. The first opening-round game features the 1,000th goal in NCAA tournament history, a power-play score by Michigan's Kris Manery that leads to a 7-5 triumph over Bowling Green. The next week, an Olympia Stadium title-game crowd of 14,437 watches Michigan carry Wisconsin into overtime, but the Badgers need only 23 extra seconds to win, 6-5, for their second NCAA crown. The game is the shortest of 10 championship finals that have gone into overtime.
- 1979** Minnesota notches its third title in six years with a 4-3 defeat of North Dakota. Gophers coach Herb Brooks compiled an NCAA-tournament best .889 winning percentage by going 8-1 during this six-year run.
- 1981** The bracket is increased to eight teams, with four teams each from the East and West regions. First-round games are based on a two-game, total-goals series, while the semifinals and final continue as single elimination.
- 1984** Bowling Green captures the title at Lake Placid in a 5-4, four-overtime classic against Minnesota Duluth. The longest championship final in NCAA ice hockey history ends on a Gino Cavallini goal at the 97:11 mark.
- 1986** The NCAA championship passes the 200-game mark during quarterfinal action March 22 at Boston U., Michigan State, Denver and Harvard.
- 1987** North Dakota joins Michigan and Denver as a five-time champion with its 5-3 triumph over Michigan State. The last three Fighting Sioux titles occur under the guidance of head coach Gino Gasparini.
- 1988** The bracket increases to 12 teams. The first round and quarterfinals are based on a two-game, total-goals series, with the semifinals and final continuing as single elimination.
- 1989** The first round and quarterfinals become a best-of-three format.
- 1990** The third-place game is eliminated. Wisconsin becomes the fourth team to capture at least five NCAA titles when the Badgers stop Colgate, 7-3, in Detroit.
- 1991** Northern Michigan edges Boston U., 8-7, in a three-overtime championship game that takes 81 minutes, 57 seconds to complete. Not only does the Wildcats' Darryl Plandowski score the game-winner, but his hat trick also includes a second-period tally that is the 2,500th goal in NCAA tournament history. Earlier in the championship, the 300th NCAA tournament game is played during the second night of quarterfinal action, March 23, at Maine, Northern Michigan, Boston U. and Lake Superior State.
- 1992** Preliminary rounds are divided into an East and West Regional, become single-elimination and are held at predetermined sites.
- 1993** Maine captures its first title when Jim Montgomery scores a third-period hat trick during a 4:35 span to rally the Black Bears past Lake Superior State, 5-4, before 17,704 in Milwaukee. Maine's 40-1-2 record is the best since Cornell's perfect season.
- 1994** A record-tying four overtime games are played in the tournament, including three by champion Lake Superior State. One Lakers overtime victory — 6-5 over Northeastern — lasts only 15 extra seconds, the shortest overtime game in NCAA tournament history.
- 1995** In the opening national semifinal, Maine outlasts Michigan, 4-3 in triple overtime, in what was then the longest NCAA tournament game ever played. Dan Shermerhorn scores at the 100:28 mark to end the contest. The second semifinal, Boston U.'s 7-3 triumph over Minnesota, marks the 350th NCAA tournament game.
- 1996** Michigan topples Colorado College, 3-2 in overtime, for its eighth national championship. Colorado College returns to the semifinals for the first time since 1957.
- 1997** North Dakota becomes the second team to win six NCAA hockey crowns, beating Boston U., 6-4, in the final. Dean Blais also becomes the first coach since Herb Brooks in 1974 to capture the title in his first tournament appearance. The championship's overall per-session attendance record topples as an average crowd of 12,104 sees each of the seven sessions.
- 1998** Both top-seeded teams are eliminated in the regionals, and Michigan takes advantage to claim a record ninth NCAA title. Boston College is the victim this time after the Eagles return to the title game for the first time in 20 years. They play in front of the hometown fans of Boston, which hosts a national final for the first time in 24 years. All three sessions at the FleetCenter draw record crowds, including 18,276 for the title game. Yale breaks a 45-year drought and returns to the NCAA tournament. Minnesota's record streak of 13 straight NCAA appearances ends. New Hampshire's Dylan Dellezay scores the 3,000th goal in tournament history to spark the Wildcats past Wisconsin, 7-4, in the East Regional's first round. All eight regional games are produced and distributed by NCAA Productions via ESPN pay-per-view.
- 1999** The NCAA Division I hockey final round officially takes the name "Men's Frozen Four." Worcester's Centrum Centre hosts a regional record single-session crowd of 12,517.
- 2000** North Dakota wins its seventh NCAA title, rallying to defeat Boston College, 4-2, in the 200th game in Frozen Four history. St. Lawrence earns its first Frozen Four ticket in 12 years with a 3-2, four-overtime triumph of Boston U. at the East Regional. Robin Carruthers scores the winner at 123:53 (actual playing time was just under six hours) to conclude the tournament's longest game. In the West Regional second round, North Dakota's 4-1 victory over Niagara marks the tournament's 400th contest. Combined regional attendance at Albany, N.Y., and Minneapolis is a record 34,969.
- 2001** Boston College defeats North Dakota, 3-2 in overtime, to win the Frozen Four. The Fighting Sioux scored with less than a minute to play in regulation to force overtime in one of the most dramatic finishes in history. ESPN Classic shows the game less than a week later as an "Instant Classic." Combined regional attendance at Worcester, Mass., and Grand Rapids, Mich., is a record 37,257.
- 2002** Minnesota wins the Frozen Four in dramatic fashion with a 4-3 overtime win against Maine at the Xcel Energy Center in St. Paul, Minn. The championship game set records for attendance (19,327) and television viewership (2.3 million viewers).
- 2003** Minnesota defends its crown with a 5-1 victory over New Hampshire in a sold-out HSBC Arena in Buffalo, N.Y. The Golden Gophers become the first team to defend their title since Boston U. did so in 1972.
- 2004** Denver wins the national title in dramatic fashion, holding off a 6-on-3 by Maine in the game's final minute and a half to post a 1-0 victory at the FleetCenter in Boston.
- 2005** Denver defends its title with a 4-1 win over North Dakota.
- 2006** Wisconsin claimed its sixth championship overall and first since the 1990 season, with a 2-1 win over Boston College. With the Badger women winning the Women's Frozen Four title, it marked the first time both the men's and women's ice hockey squads from the same school won Division I titles in the same year.
- 2007** In front of a record crowd of 19,432, Michigan State defeated Boston College, 3-1, in the championship game at Scottrade Center in St. Louis. It marked the Spartans' third national championship title.
- 2008** Playing in the national title game for the third consecutive year, Boston College claimed its third NCAA championship in school history. Notre Dame, seeded fourth in the West Regional, became the first No. 4 seed since the NCAA tournament went to the current seeding format in 2003 to advance to the national championship game.
- 2009** Trailing by two goals with less than one minute to play in the championship game, Boston U. rallied to score two goals in the span of 42 seconds to knot the score and send the game against Miami (OH) to overtime. Boston U. scored first in the extra period to claim its fifth overall national title, but first since 1995.
- 2010** Playing before 37,592 people, a world record for an indoor hockey game, Boston College avenged its loss to Wisconsin in the 2006 NCAA title game, blanking the Badgers 5-0 for their fourth NCAA championship. Boston College's offense was dominant throughout the tournament as the Eagles never trailed and outscored their foes 24-9, including a 12-1 margin in the Frozen Four.

NCAA 50th Anniversary Team*

Pos.	Player	School	Tourn. Yrs.
G	Marc Behrend	Wisconsin	1981, 83
G	Ken Dryden	Cornell	1967-69
G	Chris Terreri	Providence	1983, 85
D	Chris Chelios	Wisconsin	1982-83
D	Bruce Driver	Wisconsin	1981-83
D	George Konik	Denver	1960-61
D	Dan Lodboa	Cornell	1970
D	Keith Magnuson	Denver	1968-69
D	Jack O'Callahan	Boston U.	1976-78
F	Tony Amonte	Boston U.	1990-91
F	Lou Angotti	Michigan Tech	1960, 62
F	Red Berenson	Michigan	1962
F	Bill Cleary	Harvard	1955
F	Tony Hrkac	North Dakota	1987
F	Paul Kariya	Maine	1993
F	Bill Masterton	Denver	1960-61
F	John Matchefts	Michigan	1951, 53
F	John Mayasich	Minnesota	1953-54
F	Jim Montgomery	Maine	1990-93
F	Tom Rendall	Michigan	1955-57
F	Phil Sykes	North Dakota	1979-80, 82

*Selected before the 1997 championship by current Division I head coaches, head coaches of teams that had participated in the tournament and all-time members of the hockey championship committee.

Entering the NCAA Tournament, These Teams...

...WERE UNDEFEATED

Year	Team (Coach)	Record	Tournament Result
1970	Cornell (Ned Harkness)	27-0	2-0, CHAMPION

...HAD ONE LOSS

Year	Team (Coach)	Record	Tournament Result
1949	Boston College (Snooks Kelley)	19-1	2-0, CHAMPION
1949	Michigan (Vic Heyliger)	19-1-3	1-1, Third Place
1961	Denver (Murray Armstrong)	28-1-1	2-0, CHAMPION
1967	Cornell (Ned Harkness)	25-1-1	2-0, CHAMPION
1968	Cornell (Ned Harkness)	26-1	1-1, Third Place
1969	Cornell (Ned Harkness)	26-1	1-1, Second Place
1993	Maine (Shawn Walsh)	39-1-2	3-0, CHAMPION

...HAD THE MOST WINS

Year	Team (Coach)	Record	Tournament Result
1993	Maine (Shawn Walsh)	39-1-2	3-0, CHAMPION
1979	Bowling Green (Ron Mason)	37-5-2	0-1
1985	Michigan St. (Ron Mason)	37-5	1-1
1987	North Dakota (Gino Gasparini)	36-8	4-0, CHAMPION
1977	Wisconsin (Bob Johnson)	35-7-1	2-0, CHAMPION
1991	Lake Superior St. (Jeff Jackson)	35-3-4	1-2
1989	Michigan St. (Ron Mason)	34-7-1	3-2, Third Place
1990	Michigan St. (Ron Mason)	34-5-3	1-2

...HAD THE HIGHEST WINNING PERCENTAGES

Year	Team (Coach)	Rec'd.	Pct.*	Tournament Result
1970	Cornell (Ned Harkness)	27-0	1.000	2-0, CHAMPION
1968	Cornell (Ned Harkness)	26-1	.963	1-1, Third Place
1969	Cornell (Ned Harkness)	26-1	.963	1-1, Second Place
1993	Maine (Shawn Walsh)	39-1-2	.952	3-0, CHAMPION
1949	Boston College (Snooks Kelley)	19-1	.950	2-0, CHAMPION
1961	Denver (Murray Armstrong)	28-1-1	.950	2-0, CHAMPION
1967	Cornell (Ned Harkness)	25-1-1	.944	2-0, CHAMPION
1985	Rensselaer (Mike Addesa)	32-2	.941	3-0-1, CHAMPION
1978	Boston U. (Jack Parker)	27-2	.931	3-0, CHAMPION
1966	Clarkson (Len Ceglarski)	23-2	.920	1-1, Second Place

*Ties computed as half win, half loss.

...HAD A .500 RECORD

Year	Team (Coach)	Record	Tournament Result
1982	Harvard (Bill Cleary)	13-13-2	0-2

...HAD A LOSING RECORD

Year	Team (Coach)	Record	Tournament Result
1971	Minnesota (Glen Sonmor)	13-16-2	1-1, Second Place
1978	Colorado Col. (Jeff Sauer)	18-21-1	0-1
2007	Ala.-Huntsville (Doug Ross)	13-19-3	0-1
2008	Wisconsin (Mike Eaves)	15-16-7	1-1
2010	Ala.-Huntsville (Danton Cole)	12-17-3	0-1

...HAD THE MOST LOSSES

Year	Team (Coach)	Record	Tournament Result
1978	Colorado Col. (Jeff Sauer)	18-21-1	0-1
2007	Ala.-Huntsville (Doug Ross)	13-19-3	0-1
1993	Northern Mich. (Rick Comley)	20-17-4	1-1
2010	Ala.-Huntsville (Danton Cole)	12-17-3	0-1
1971	Minnesota (Glen Sonmor)	13-16-2	1-1, Second Place
1977	Michigan (Dan Farrell)	26-16	2-1, Second Place
1988	Mass.-Lowell (Bill Riley)	20-16-1	0-1-1
1989	Bowling Green (Jerry York)	26-16-3	0-2
2003	Wayne St. (MI) (Bill Wilkinson)	21-16-2	0-1
2004	Michigan St. (Rick Comley)	23-16-2	0-1
2008	Minnesota (Don Lucia)	19-16-9	0-1
2008	Wisconsin (Mike Eaves)	15-16-7	1-1

...HAD THE LOWEST WINNING PERCENTAGES

Year	Team (Coach)	Rec'd.	Pct.*	Tournament Result
2007	Ala.-Huntsville (Doug Ross)	13-19-3	.414	0-1
2010	Ala.-Huntsville (Danton Cole)	12-17-3	.422	0-1
1971	Minnesota (Glen Sonmor)	13-16-2	.452	1-1, Second Place
1978	Colorado Col. (Jeff Sauer)	18-21-1	.463	0-1
2008	Wisconsin (Mike Eaves)	15-16-7	.487	1-1
1982	Harvard (Bill Cleary)	13-13-2	.500	0-2
1967	Michigan St. (Amo Bessone)	15-14-1	.517	1-1, Third Place
1966	Michigan St. (Amo Bessone)	14-13	.519	2-0, CHAMPION
2003	St. Cloud St. (Craig Dahl)	17-15-5	.527	0-1
2008	Minnesota (Don Lucia)	19-16-9	.534	0-1

*Ties computed as half win, half loss.

...HAD THE MOST TIES

Year	Team (Coach)	Record	Tournament Result
2003	Minn. St. Mankato (Troy Jutting)	20-10-10	0-1
2001	North Dakota (Dean Blais)	27-7-9	2-1, Second Place
2003	Minnesota (Don Lucia)	24-8-9	4-0, CHAMPION
2007	Boston U. (Jack Parker)	20-9-9	0-1
2008	Minnesota (Don Lucia)	19-16-9	0-1
2010	Alas. Fairbanks (Dallas Ferguson)	18-11-9	0-1
1992	Michigan St. (Ron Mason)	22-10-8	2-1, Third Place
1993	Minnesota (Doug Woog)	21-11-8	1-1
2004	Wisconsin (Mike Eaves)	21-12-8	1-1
2006	Michigan St. (Rick Comley)	24-11-8	1-1
2008	Boston College (Jerry York)	21-11-8	4-0, CHAMPION
2009	Minn. Duluth (Scott Sandelin)	21-12-8	1-1
2010	Northern Mich. (Walt Kyle)	20-12-8	0-1

Seeding History

The Division I Men's Ice Hockey Committee began seeding the two teams from the East and West regions with the 1970 championship for the purpose of national semifinal pairings. Beginning in 1977, a third team could be added to each region if deemed necessary by the committee. There were four seeds each from the East and West during the 1981-87 tournaments, and the quarterfinal round was a two-game, total-goal series. The two-game, total-goal format continued for the 1988 championship, then a best-of-three series took place for the first round and quarterfinals from 1989 to 1991. Regional competition and single-elimination play began in 1992. The national third-place game was eliminated after the 1989 championship.

In 2003, the championship was expanded to 16 teams and teams were seeded one through four in each of four regions. In addition, the No. 1 regional seeds were seeded one through four on an overall basis. That format remains in effect.

Farthest Seeds Have Advanced

(1970-2010)

Seed	Best Finish
#1	CH—Cornell 1970, Boston U. 1972, Wisconsin 1977, North Dakota 1980, Wisconsin 1983, Rensselaer 1985, North Dakota 1987, Maine 1993, Boston U. 1995, Boston College 2001, Minnesota 2003, Denver 2005, Wisconsin 2006, Boston U. 2009, Boston College 2010
#2	CH—Boston U. 1971, Wisconsin 1973, Minnesota 1974, Michigan Tech 1975, Minnesota 1976, Minnesota 1979, North Dakota 1982, Michigan St. 1986, Lake Superior St. 1988, Harvard 1989, Wisconsin 1990, Northern Mich. 1991, Michigan 1996, North Dakota 1997, North Dakota 2000, Minnesota 2002, Denver 2004, Boston College, 2008
#3	CH—Boston U. 1978, Bowling Green 1984, Lake Superior St. 1992, Michigan 1998, Maine 1999, Michigan St. 2007
#4	CH—Wisconsin 1981, Lake Superior St. 1994
#5	3d—Michigan St. 1992, Colorado Col. 1997, New Hampshire 1998
#6	2d—Wisconsin 1992 (later vacated; no other sixth seed has advanced past the quarterfinals or second round)

How the Seeds Have Fared...

ROUND-BY-ROUND — 1970-2010

Seed	FR*	QF/SR*	NSF	N3d	CH	Total
#1	24-8	59-32-4	31-35	7-12	15-16	136-103-4
#2	19-18	57-25	35-26	9-8	18-17	138-94
#3	41-34-1	20-47	9-8	1-0	6-3	77-92-1
#4	34-39	23-38-4	6-10	3-0	2-4	68-91-4
#5	15-26	4-10	0-3			19-39
#6**	14-23-1	1-13				15-36-1

*First-round results from 1977 to 1980 and since 1988; quarterfinal (now second-round) results since 1981.

**Wisconsin's participation in the 1992 championship was vacated by the NCAA Committee on Infractions.

...Since the Regional, Single-Elimination Format Began

ROUND-BY-ROUND — 1992-2002

Seed	FR	SR	NSF	CH	Total
#1		14-8	7-7	3-4	24-19
#2		15-7	8-7	4-4	27-18
#3	13-9	6-7	4-2	3-1	26-19
#4	13-9	5-8	2-3	1-1	21-21
#5	9-13	3-6	0-3		12-22
#6**	8-13	0-8	0-0		8-21

**Wisconsin's participation in the 1992 championship was vacated by the NCAA Committee on Infractions.

ROUND-BY-ROUND — 2003-10

Seed	FR	SR	NSF	CH	Total
#1	24-8	15-9	8-7	5-3	52-27
#2	16-16	6-10	4-2	2-2	28-30
#3	16-16	7-9	2-5	1-1	26-31
#4	8-24	4-4	2-2	0-2	14-32

Won-Lost-Tied Records of Seeds

Year	# 1	# 2	# 3	# 4	# 5	# 6	Frozen Four Seeds
1970	2-2	2-2					Four-team event
1971	1-3	3-1					Four-team event
1972	2-2	2-2					Four-team event
1973	1-3	3-1					Four-team event
1974	2-2	2-2					Four-team event
1975	2-2	2-2					Four-team event
1976	1-3	3-1					Four-team event
1977	3-1	2-3	0-1				1, 1, 2, 2 (6)
1978	1-3	2-2	3-1				1, 1, 2, 3 (7)
1979	1-3	4-1	0-1				1, 1, 2, 2 (6)
1980	2-2	1-2	2-1				1, 1, 2, 3 (7)
1981	3-2-1	1-5	4-2	3-2-1			1, 2, 3, 4 (10)
1982	5-2-1	6-2	0-4	0-3-1			1, 1, 2, 2 (6)
1983	6-1-1	5-3	0-4	0-3-1			1, 1, 2, 2 (6)
1984	2-4	3-3	4-2	3-3			1, 2, 3, 4 (10)
1985	4-1-1	4-4	1-3	2-3-1			1, 2, 2, 4 (9)
1986	1-5	7-1	0-4	4-2			1, 2, 2, 4 (9)
1987	5-1	5-3	0-4	2-4			1, 2, 2, 4 (9)
1988	5-3	5-3	3-2-1	2-4	2-4	2-3-1	1, 1, 2, 2 (6)
1989	5-5	7-1	2-4	4-4	3-5	2-4	1, 1, 2, 2 (6)
1990	3-4	7-1	4-4	7-5	1-4	0-4	1, 2, 2, 4 (9)
1991	3-3	7-1	2-5	6-5	1-4	3-4	1, 2, 2, 4 (9)
1992	1-2	0-2	4-1	1-2	2-2	0-1**	1, 3, 5, 6 (15)
1993	5-1	2-2	0-2	1-2	1-2	2-2	1, 1, 2, 2 (6)
1994	2-2	2-2	2-2	5-1	0-2	0-2	1, 2, 2, 4 (9)
1995	4-1	2-2	2-2	1-2	1-2	1-2	1, 1, 2, 3 (7)
1996	3-2	4-1	2-2	1-2	1-2	0-2	1, 1, 2, 2 (6)
1997	1-2	5-1	0-2	1-2	2-2	2-2	1, 2, 2, 5 (10)
1998	0-2	2-2	4-1	2-2	2-2	1-2	2, 3, 4, 5 (14)
1999	2-2	1-2	5-1	2-2	1-2	0-2	1, 2, 3, 4 (10)
2000	1-2	4-1	1-2	3-2	1-2	1-2	1, 2, 2, 4 (9)
2001	4-1	2-2	3-2	1-2	1-2	0-2	1, 1, 2, 3 (7)
2002	1-2	3-1	3-2	3-2	0-2	1-2	1, 2, 3, 4 (10)
2003	10-3	3-4	2-4	0-4			1, 1, 1, 3 (6)
2004	7-4	7-3	1-4	0-4			1, 1, 2, 2 (6)
2005	9-3	6-4	0-4	0-4			1, 1, 1, 2 (5)
2006	6-3	3-4	5-4	1-4			1, 2, 3, 3 (9)
2007	2-4	3-4	8-3	2-4			2, 3, 3, 3 (11)
2008	5-4	4-3	3-4	3-4			1, 1, 2, 4 (8)
2009	4-3	1-4	4-4	6-4			1, 3, 4, 4 (12)
2010	9-3	1-4	3-4	2-4			1, 1, 1, 4 (7)
Total	136-103-4	138-94	77-92-1	68-91-4	19-39	15-36-1	

**Wisconsin's participation in the 1992 championship was vacated by the NCAA Committee on Infractions.

Annual Scoring Leaders

Year	Player, School	Goals	Assists	Points	Year	Player, School	Goals	Assists	Points
1948	Wally Gacek, Michigan	5	3	8	1977	Dave Silk, Boston U.	5	2	7
1949	Gil Burford, Michigan	3	4	7		Rick Meagher, Boston U.	4	3	7
1950	Chris Ray, Colorado Col.	5	4	9	1978	Dave Silk, Boston U.	3	3	6
	Tony Frasca, Colorado Col.	3	6	9		Jack O'Callahan, Boston U.	0	6	6
1951	Omer Brandt, Colorado Col.	3	3	6	1979	Mark Taylor, North Dakota	1	5	6
1952	George Chin, Michigan	2	2	4	1980	Phil Sykes, North Dakota	3	4	7
	Doug Philpott, Michigan	1	3	4	1981	Aaron Broten, Minnesota	6	7	13
1953	Doug Philpott, Michigan	3	3	6	1982	Phil Sykes, North Dakota	6	2	8
	George Chin, Michigan	2	4	6	1983	Pat Flatley, Wisconsin	3	6	9
1954	Dick Dougherty, Minnesota	6	3	9	1984	Lyle Phair, Michigan St.	3	5	8
	John Mayasich, Minnesota	4	5	9	1985	Bill Watson, Minn. Duluth	3	6	9
	Bill MacFarland, Michigan	4	5	9	1986	Mitch Messier, Michigan St.	5	6	11
1955	Bill Cleary, Harvard	5	0	5		Lane MacDonald, Harvard	4	7	11
	Bill MacFarland, Michigan	4	1	5	1987	Tony Hrkac, North Dakota	3	9	12
1956	Neil McDonald, Michigan	0	5	5	1988	Pete Lappin, St. Lawrence	5	3	8
	Bob McCusker, Colorado Col.	7	2	9	1989	Rob Gaudreau, Providence	6	4	10
1957	Bob Van Lammers, Clarkson	5	0	5	1990	Tony Amonte, Boston U.	7	6	13
1958	Grant Childerhose, Clarkson	0	5	5	1991	Dave Trombley, Clarkson	3	8	11
1959	Bill Daley, Boston College	2	3	5	1992	Brian Rolston, Lake Superior St.	4	4	8
1960	Paul Coppo, Michigan Tech	2	5	7	1993	Jim Montgomery, Maine	5	4	9
1961	Bill Masterton, Denver	5	3	8	1994	Gerald Tallaire, Lake Superior St.	3	7	10
1962	John Ivanitz, Michigan Tech	4	2	7	1995	Nick Checchio, Minnesota	3	2	5
1963	Bob Hamill, Denver	3	2	5		Kaj Linna, Boston U.	3	2	5
	Al McLean, North Dakota	3	2	5	1996	Steve Thornton, Boston U.	1	4	5
1964	Tom Polonic, Michigan	1	4	5		Bill Muckalt, Michigan	4	2	6
	Gordon Wilkie, Michigan	0	5	5		Brendan Concannon, Mass.-Lowell	2	4	6
1965	Gary Milroy, Michigan Tech	3	3	6		Brendan Morrison, Michigan	2	4	6
1966	John McLennan, Clarkson	1	4	5	1997	Matt Henderson, North Dakota	4	2	6
1967	Brian McAndrew, Michigan St.	2	2	4		Casey Hankinson, Minnesota	3	3	6
	Tom Mikkola, Michigan St.	2	2	4	1998	Mark Kosick, Michigan	3	3	6
	Walt Stanowski, Cornell	2	2	4		Matt Herr, Michigan	2	4	6
1968	Brian Cornell, Cornell	4	0	4	1999	Steve Kariya, Maine	4	4	8
	John Hughes, Cornell	0	4	4	2000	Brian Gionta, Boston College	4	3	7
1969	Keith Magnuson, Denver	1	5	6	2001	Bryan Lundbohm, North Dakota	2	5	7
1970	Bob Poffenroth, Wisconsin	2	5	7	2002	Robert Liscak, Maine	4	3	7
1971	Dean Blais, Minnesota	4	1	5	2003	Thomas Vanek, Minnesota	5	3	8
1972	Dave Westner, Cornell	4	0	4	2004	Patrick Eaves, Boston College	3	2	5
	Gary Winchester, Wisconsin	3	1	4		Lukas Dora, Denver	1	4	5
	Ron Anderson, Boston U.	2	2	4	2005	Gabe Gauthier, Denver	6	5	11
	Ric Jordan, Boston U.	2	2	4	2006	Chris Collins, Boston College	4	2	6
1973	#Peter McNab, Denver	3	5	8		Joe Pavelski, Wisconsin	3	3	6
	Bob Reardon, Boston College	4	1	5		Jonathan Toews, North Dakota	3	3	6
1974	Jim McMahon, Harvard	3	3	6		Travis Zajac, North Dakota	3	3	6
1975	Terry Meagher, Boston U.	5	1	6	2007	T.J. Oshie, North Dakota	4	4	8
	Bob D'Alvise, Michigan Tech	3	3	6	2008	Nathan Gerbe, Boston College	7	4	11
	Bill Robbins, Boston U.	0	6	6	2009	Tyler Scofield, Bemidji St.	4	3	7
1976	Tom Vannelli, Minnesota	2	5	7		Chris Higgins, Boston U.	2	5	7
					2010	Joe Whitney, Boston College	3	7	10

Participation in tournament vacated.

Overtime Games (78)

1948 (1)
cMichigan 6, Boston College 4

1954 (1)
*Rensselaer 5, Minnesota 4

1956 (1)
Michigan 2, St. Lawrence 1

1957 (1)
Clarkson 2, Harvard 1 (2 ot)

1959 (3)
North Dakota 4, St. Lawrence 3
Boston College 7,
St. Lawrence 6 (2 ot)
*North Dakota 4, Michigan
St. 3

1969 (2)
Cornell 4, Michigan Tech 3
Harvard 6, Michigan Tech 5
(2 ot)

1971 (1)
Minnesota 6, Harvard 5

1973 (1)
Wisconsin 6, Cornell 5

1974 (1)
Michigan Tech 6, Harvard 5

1976 (1)
Michigan Tech 7, Brown 6
(2 ot)

1977 (2)
Wisconsin 4, New Hampshire 3
*Wisconsin 6, Michigan 5

1982 (1)
#Northeastern 3, Bowling
Green 2

1984 (4)
#Bowling Green 5, Boston U. 1
Minn. Duluth 2, North Dakota
1
North Dakota 6, Michigan St. 5
*Bowling Green 5, Minn.
Duluth 4 (4 ot)

1985 (3)
Providence 4, Boston College
3 (3 ot)
Rensselaer 6, Minn. Duluth 5
(3 ot)
Minn. Duluth 7, Boston
College 6

1988 (1)
*Lake Superior St. 4, St.
Lawrence 3

1989 (3)
Maine 4, Providence 3 (2 ot)
Michigan St. 5, Boston College
4

*Harvard 4, Minnesota 3

1990 (1)
Wisconsin 4, Maine 3

1991 (2)
Cornell 5, Michigan 4
*Northern Mich. 8, Boston U.
7 (3 ot)

1993 (3)
Northern Mich. 3, Harvard 2
(2 ot)
Michigan 4, Wisconsin 3
Maine 4, Michigan 3

1994 (4)
Lake Superior St. 6,
Northeastern 5
Lake Superior St. 5, Michigan 4
Minnesota 2, Mass.-Lowell 1
(2 ot)
Lake Superior St. 3, Harvard 2

1995 (1)
Maine 4, Michigan 3 (3 ot)

1996 (2)
Colorado Col. 4, Vermont 3
(2 ot)
*Michigan 3, Colorado Col. 2

1997 (1)
Boston U. 4, Denver 3

1998 (3)
Ohio St. 4, Michigan St. 3
New Hampshire 4, Boston U. 3
*Michigan 3, Boston College 2

1999 (3)
New Hampshire 2, Michigan 1
Maine 2, Boston College 1
*Maine 3, New Hampshire 2

2000 (3)
Boston College 6, Michigan
St. 5
Michigan 4, Colgate 3

St. Lawrence 3, Boston U. 2
(4 ot)

2001 (3)
Maine 5, Minnesota 4
Colorado Col. 3, St. Lawrence 2
(2 ot)
*Boston College 3, North
Dakota 2

2002 (2)
Maine 4, Harvard 3
*Minnesota 4, Maine 3

2003 (2)
Cornell 2, Boston College 1
Minnesota 3, Michigan 2

2004 (3)
Wisconsin 1, Ohio St. 0
Maine 2, Wisconsin 1
Boston College 3, Michigan 2

2005 (4)
Minnesota 1, Maine 0
New Hampshire 3, Harvard 2
Denver 4, Bemidji St. 3
Minnesota 2, Cornell 1

2006 (2)
Wisconsin 1, Cornell 0 (3 ot)
Holy Cross 4, Minnesota 3

2007 (3)
Massachusetts 1, Clarkson 0
Notre Dame 3, Ala.-Huntsville
2 (2 ot)
North Dakota 3, Minnesota 2

2008 (3)
Miami (OH) 3, Air Force 2
Boston College 4, Miami
(OH) 3
North Dakota 3, Wisconsin 2

2009 (4)
New Hampshire 6, North
Dakota 5
Minn. Duluth 5, Princeton 4
Vermont 3, Air Force 2 (2 ot)
*Boston U. 4, Miami (OH) 3

2010 (2)
St. Cloud St. 4, Northern Mich.
3 (2 ot)
Miami (OH) 3, Michigan 2
(2 ot)

**Championship games.
cOvertime was a full, 10-minute
period and not sudden death.
#Second game of two-game, total-
goal series.*

Overtime Records by School

	W-L
Air Force.....	0-2
Ala.-Huntsville.....	0-1
Bemidji St.....	0-1
Boston College.....	5-7
Boston U.....	2-4
Bowling Green.....	2-1
Brown.....	0-1
Clarkson.....	1-1
Colgate.....	0-1
Colorado Col.....	2-1

	W-L
Cornell.....	3-3
Denver.....	1-1
Harvard.....	2-7
Holy Cross.....	1-0
Lake Superior St.....	4-0
Maine.....	8-3
Massachusetts.....	1-0
Mass.-Lowell.....	0-1
Miami (OH).....	2-2
Michigan.....	6-9

	W-L
Michigan St.....	1-4
Michigan Tech.....	2-2
Minnesota.....	6-5
Minn. Duluth.....	3-2
New Hampshire.....	4-2
Notre Dame.....	1-0
North Dakota.....	5-3
Northeastern.....	1-1
Northern Mich.....	2-1
Ohio St.....	1-1

	W-L
Princeton.....	0-1
Providence.....	1-1
Rensselaer.....	2-0
St. Cloud St.....	1-0
St. Lawrence.....	1-5
Vermont.....	1-1
Wisconsin.....	6-3

Shutout Games (40)

1965 (1)
Michigan Tech 4, Brown 0

1967 (1)
Cornell 1, North Dakota 0

1968 (1)
*Denver 4, North Dakota 0

1971 (1)
Denver 1, Harvard 0

1972 (1)
*Boston U. 4, Cornell 0

1982 (1)
Wisconsin 5, New Hampshire 0

1983 (1)
Wisconsin 2, Providence 0

1987 (1)
Harvard 3, Bowling Green 0

1988 (2)
Lake Superior St. 5, Merrimack 0
St. Lawrence 7, Wisconsin 0

1989 (1)
Providence 2, Northern Mich. 0

1990 (1)
Boston U. 5, North Dakota 0

1991 (1)
Maine 4, Minnesota 0

1994 (1)
New Hampshire 2, Rensselaer 0

1995 (1)
Minnesota 3, Rensselaer 0

1996 (1)
Michigan 4, Boston U. 0

1998 (2)
Ohio St. 4, Yale 0
Michigan 4, New Hampshire 0

2000 (1)
North Dakota 2, Maine 0

2001 (1)
North Dakota 2, Michigan St. 0

2002 (1)
Colorado Col. 2, Michigan St. 0

2003 (2)
Boston College 1, Ohio St. 0
New Hampshire 3, Boston U. 0

2004 (5)
North Dakota 3, Holy Cross 0
Denver 1, North Dakota 0
Wisconsin 1, Ohio St. 0
Minn. Duluth 5, Michigan St. 0
*Denver 1, Maine 0

2005 (2)
North Dakota 4, Boston U. 0
Minnesota 1, Maine 0

2006 (5)
Wisconsin 4, Bemidji St. 0
Michigan St. 1, New Hampshire 0
Boston College 5, Miami (OH) 0
Wisconsin 1, Cornell 0 (3 ot)
Boston College 5, Boston U. 0

2007 (2)
Massachusetts 1, Clarkson 0
Boston College 4, Miami (OH) 0

2008 (1)
Michigan 2, Clarkson 0

2009 (1)
Air Force (2), Michigan (0)

2010 (1)
*Boston College (5), Wisconsin (0)

**Championship games.*

Longest Games (Top 20)

A championship game is denoted by (CH), a national semifinal game by (NSF), a national third-place game by (N3d), an East Regional game by (ER), a Northeast Regional game by (NE) and a West Regional game by (WR).

Date	Score	Site/Event	OTs	Time	Game-Winner
March 26, 2000	St. Lawrence 3, Boston U. 2	Albany, N.Y./ER	4	123:53	Robin Carruthers
March 26, 2006	Wisconsin 1, Cornell 0	Green Bay, Wis./WR	3	111:13	Jack Skille
March 30, 1995	Maine 4, Michigan 3	Providence, R.I./NSF	3	100:28	Dan Shermerhorn
March 24, 1984	Bowling Green 5, Minn. Duluth 4	Lake Placid, N.Y./CH	4	97:11	Gino Cavallini
March 24, 2007	Notre Dame 3, Ala.-Huntsville 2	Grand Rapids, Mich./MWR	2	95:18	Ryan Thang
March 28, 2009	Vermont 3, Air Force 2	Bridgeport, Conn./ER	2	94:10	Dan Lawson
March 28, 1996	Colorado Col. 4, Vermont 3	Cincinnati/NSF	2	89:31	Chad Remackel
March 27, 1994	Minnesota 2, Mass.-Lowell 1	East Lansing, Mich./WR	2	89:29	Jeff Nielsen
March 29, 1985	Rensselaer 6, Minn. Duluth 5	Detroit/NSF	3	85:45	John Carter
March 23, 2001	Colorado Col. 3, St. Lawrence 2	Worcester, Mass./ER	2	83:30	Paul Manning
March 26, 1993	Northern Mich. 3, Harvard 2	Worcester, Mass./ER	2	82:43	Mike Harding
March 30, 1991	Northern Mich. 8, Boston U. 7	St. Paul, Minn./CH	3	81:57	Darryl Plandowski
March 28, 2010	Miami (OH) 3, Michigan 2	Ft. Wayne, Ind./MWR	2	81:54	Alden Hirschfeld
March 30, 2003	Cornell 2, Boston College 1	Providence, R.I./ER	2	81:09	Matt McRae
March 28, 1985	Providence 4, Boston College 3	Detroit/NSF	3	80:33	Artie Yeomelakis
March 26, 2010	St. Cloud St. 4, Northern Mich. 3	St. Paul, Minn./WR	2	80:23	Tony Mosey
March 15, 1969	Harvard 6, Michigan Tech 5	Colorado Springs/N3d	2	78:53	Chris Gurry
April 6, 2002	Minnesota 4, Maine 3	St. Paul, Minn./CH	1	76:58	Grant Potulny
April 4, 1998	Michigan 3, Boston College 2	Boston/CH	1	77:51	Josh Langfeld
March 14, 1959	Boston College 7, St. Lawrence 6	Troy, N.Y./N3d	2	76:51	John Cusack
March 16, 1957	Clarkson 2, Harvard 1	Colorado Springs/N3d	2	76:51	Eddie Rowe

Note: The St. Lawrence-Boston U. game listed above was the second-longest in Division I men's history (regular or postseason), surpassed only by Colorado College's 1-0 victory over Wisconsin, March 8, 1997, that lasted 129:30.

SHORTEST OVERTIME GAME

March 26, 1994	Lake Superior St. 6, Northeastern 5	East Lansing, Mich./WR	1	0:15	Mike Morin
----------------	-------------------------------------	------------------------	---	------	------------

SHORTEST OVERTIME CHAMPIONSHIP GAME

March 26, 1977	Wisconsin 6, Michigan 5	Detroit	1	0:23	Steve Alley
----------------	-------------------------	---------	---	------	-------------

Television Ratings (since 1995)

Date	Teams	Network	Rating	Cable Rating	Share	Households	Est. Viewers
March 30, 1995	Maine vs. Michigan	ESPN2 (switched)	0.1	0.29	1	57,000	147,060
March 30, 1995	Maine vs. Michigan	ESPN (networks)	0.1	0.25	1	159,000	410,220
March 30, 1995	Boston U. vs. Minnesota	ESPN2	0.1	0.32	1	63,000	162,540
April 1, 1995	Boston U. vs. Maine	ESPN	0.6	0.81	2	526,000	1,357,080
March 28, 1996	Colorado Col. vs. Vermont	ESPN2	0.3	0.31	1	94,000	244,400
March 28, 1996	Boston U. vs. Michigan	ESPN2	0.5	0.55	1	169,000	439,400
March 30, 1996	Colorado Col. vs. Michigan	ESPN	0.9	0.89	3	605,000	1,573,000
March 27, 1997	Colorado Col. vs. North Dakota	ESPN2	0.1	0.12	0	55,000	142,450
March 27, 1997	Boston U. vs. Michigan	ESPN2	0.5	0.51	1	232,000	600,880
March 29, 1997	Boston U. vs. North Dakota	ESPN	0.7	0.69	2	494,000	1,279,460
April 2, 1998	Michigan vs. New Hampshire	ESPN2	0.1	0.18	1	103,000	266,770
April 2, 1998	Boston College vs. Ohio St.	ESPN2	0.3	0.55	1	314,000	813,260
April 4, 1998	Boston College vs. Michigan	ESPN	0.7	0.99	2	731,000	1,893,290
April 1, 1999	Boston College vs. Maine	ESPN2	0.1	0.20	0	126,000	325,080
April 1, 1999	Michigan St. vs. New Hampshire	ESPN2	0.2	0.37	1	236,000	608,880
April 3, 1999	Maine vs. New Hampshire	ESPN	0.5	0.70	1	530,000	1,367,400
April 6, 2000	Maine vs. North Dakota	ESPN2	0.1	0.18	1	125,000	322,500
April 6, 2000	Boston College vs. St. Lawrence	ESPN2	0.2	0.27	0	186,000	479,880
April 8, 2000	Boston College vs. North Dakota	ESPN	0.5	0.71	1	551,000	1,421,580
April 5, 2001	Michigan St. vs. North Dakota	ESPN2	0.2	0.23	1	176,000	450,560
April 5, 2001	Boston College vs. Michigan	ESPN2	0.2	0.28	0	211,000	540,160
April 7, 2001	Boston College vs. North Dakota	ESPN	0.5	0.66	1	542,000	1,387,520
April 4, 2002	New Hampshire vs. Maine	ESPN2	0.12	0.16	1	129,000	330,240
April 4, 2002	Minnesota vs. Michigan	ESPN2	0.23	0.29	0	241,000	616,960
April 6, 2002	Maine vs. Minnesota	ESPN	0.85	1.04	2	899,000	2,301,440
April 10, 2003	Cornell vs. New Hampshire	ESPN2	0.1	0.13	0	109,000	277,950
April 10, 2003	Minnesota vs. Michigan	ESPN2	0.17	0.22	0	186,000	474,300
April 12, 2003	Minnesota vs. New Hampshire	ESPN	0.33	0.40	1	348,000	887,400
April 8, 2004	Denver vs. Minn. Duluth	ESPN2	0.09	0.11	0	98,000	248,920
April 8, 2004	Boston College vs. Maine	ESPN2	0.16	0.20	0	175,000	444,500
April 10, 2004	Denver vs. Maine	ESPN	0.4	0.47	1	417,000	1,059,180
April 7, 2005	Colorado Col. vs. Denver	ESPN2	0.1	0.15	0	130,000	330,200
April 7, 2005	North Dakota vs. Minnesota	ESPN2	0.3	0.37	1	327,000	830,580
April 9, 2005	Denver vs. North Dakota	ESPN	0.4	0.46	1	413,000	1,049,020
April 6, 2006	Boston College vs. North Dakota	ESPN2	0.1	0.16	0	145,000	369,025
April 6, 2006	Maine vs. Wisconsin	ESPN2	0.3	0.41	1	365,000	927,100
April 8, 2006	Boston College vs. Wisconsin	ESPN	0.4	0.55	1	483,000	1,226,820
April 5, 2007	Maine vs. Michigan St.	ESPN2	0.16	0.19	0	174,000	443,700
April 5, 2007	North Dakota vs. Boston College	ESPN2	0.24	0.29	0	271,000	691,050
April 7, 2007	Michigan St. vs. Boston College	ESPN	0.41	0.49	1	460,000	1,173,000

Television Ratings (since 1995)

Date	Teams	Network	Rating	Cable Rating	Share	Households	Est. Viewers
April 10, 2008	Boston College vs. North Dakota	ESPN2	0.18	0.21	0	184,000	469,200
April 10, 2008	Notre Dame vs. Michigan	ESPN2	0.31	0.36	1	342,000	872,100
April 12, 2008	Boston College vs. Notre Dame	ESPN	0.39	0.45	1	429,000	1,093,950
April 9, 2009	Miami (OH) vs. Bemidji St.	ESPN2	0.17	0.20	0	193,000	492,150
April 9, 2009	Boston U. vs. Vermont	ESPN2	0.25	0.29	0	284,000	724,200
April 11, 2009	Boston U. vs. Miami (OH)	ESPN	0.57	0.67	1	656,000	1,672,800
April 8, 2010	Wisconsin vs. Rochester Inst.	ESPN2	0.14	0.17	0	165,000	420,750
April 8, 2010	Boston College vs. Miami (OH)	ESPN2	0.24	0.28	0	273,000	696,150
April 10, 2010	Boston College vs. Wisconsin	ESPN	0.46	0.53	1	526,000	1,341,300

Tournament Scoring Trends (1948-2010)

(Average goals per game, per team)				Year	Games	Goals	Avg.	Year	Games	Goals	Avg.	Year	Games	Goals	Avg.
Year	Games	Goals	Avg.	1948	3	34	5.7	1963	4	37	4.6	1981	12	108	4.5
1949	4	37	4.6	1964	4	22	2.8	1982	12	79	3.3	1998	11	66	3.0
1950	4	53	*6.6	1965	4	35	4.4	1983	12	97	4.0	1999	11	63	2.9
1951	4	41	5.1	1966	4	24	3.0	1984	12	94	3.9	2000	11	67	3.0
1952	4	29	3.6	1967	4	19	2.4	1985	12	90	3.8	2001	11	61	2.8
1953	4	40	5.0	1968	4	20	2.5	1986	12	100	4.2	2002	11	73	3.3
1954	4	43	5.4	1969	4	36	4.5	1987	12	82	3.4	2003	15	93	3.1
1955	4	30	3.8	1970	4	31	3.9	1988	20	145	3.6	2004	15	67	#2.2
1956	4	37	4.6	1971	4	24	3.0	1989	23	182	4.0	2005	15	91	3.0
1957	4	37	4.6	1972	4	25	3.1	1990	22	163	3.7	2006	15	89	3.0
1958	4	32	4.0	1973	4	35	4.4	1991	22	195	4.4	2007	15	81	2.7
1959	4	34	4.3	1974	4	38	4.8	1992	11	90	4.1	2008	15	86	2.9
1960	4	47	5.9	1975	4	46	5.8	1993	11	72	3.3	2009	15	92	3.1
1961	4	37	4.6	1976	4	44	5.5	1994	11	74	3.4	2010	15	100	3.3
1962	4	30	3.8	1977	5	51	5.1	1995	11	84	3.8	Total	548	4,013	3.7
				1978	6	46	3.8	1996	11	69	3.1	*Record High; #Record Low			
				1979	5	39	3.9	1997	11	87	4.0				
				1980	5	40	4.0								

NCAA Division I Men's Ice Hockey Championship Committee

Chairs

(CHRONOLOGICAL)

Name	Affiliation	Years
Herb Gallagher	Northeastern	1961, 68-70
Murray Murdoch	Yale	1962-64
Victor Stout	Boston U.	1965-67
John McComb	Ohio	1971-75
Burt Smith	Michigan St.	1976-80
Charlie Holt	New Hampshire	1981-82
Ralph Romano	Minn. Duluth	1983
John Simpson	Boston U.	1984-88
Bruce McLeod	Minn. Duluth	1989-90
Laing Kennedy	Cornell	1991-93
Rick Comley	Northern Mich.	1994-96
Joe Marsh	St. Lawrence	1997-99
Bill Wilkinson	Wayne St. (MI)	2000-01
Jack McDonald	Quinnipiac	2001-02
Ian McCaw	Massachusetts	2002-03
Ron Grahame	Denver	2003-04
Wayne Dean	Yale	2004-05
Marty Scarano	New Hampshire	2005-07
Joel Maturi	Minnesota	2007-08
Steve Cady	Miami (OH)	2008-09
William Bellerose	Holy Cross	2009-10
Robert Driscoll	Providence	2010-11

Roster

(ALPHABETICAL)

Name	Affiliation	Years
Murray Armstrong	Denver	1967-72
Charlie Basch	St. Cloud St.	1988-89
William Bellerose	Holy Cross	2005-10
Amo Bessone	Michigan St.	1961-63, 68-73
Rube Bjorkman	North Dakota	1973-75
Dave Burkholder	Niagara	2007-10
Steve Cady	Miami (OH)	2006-09
Len Ceglarski	Boston College	1989
Bill Cleary	Harvard	1976-89
Rick Comley	Northern Mich.	1991-96
Bob DeGregorio	Merrimack	1995-98

Name	Affiliation	Years
Wayne Dean	Yale	2002-05
Tim Dillon	Canisius	2003-05
*Robert Driscoll	Providence	2008-11
Tony Frasca	Colorado Col.	1961-66
*Sean Frazier	Wisconsin	2009-11
*Guy Gadowsky	Princeton	2010-11
Herb Gallagher	Northeastern	1961, 65-70
Ron Grahame	Denver	2001-04
Jack Gregory	Bowling Green	1991-94
Herb Hammond	Brown	1985-88
Charlie Holt	New Hampshire	1977-82
Jeff Jackson	Lake Superior St.	1995
Bob Johnson	Wisconsin	1982
Michael Kasavana	Michigan St.	1996
Jack Kelley	Boston College	1971-76
Laing Kennedy	Cornell	1990-93
James Lessig	Bowling Green	1981-82
John Mariucci	Minnesota	1964-67
Joe Marsh	St. Lawrence	1994-99
Ron Mason	Michigan St.	1984-89, 2003-05
John Matchefts	Air Force	1976-81
Joel Maturi	Minnesota	2005-08
Ian McCaw	Northeastern, Massachusetts	2000-03
John McComb	Ohio	1970-75
Jack McDonald	Quinnipiac	1999-02
Bruce McLeod	Minn. Duluth	1985-88
Murray Murdoch	Yale	1961-64
*Tom Nevala	Notre Dame	2010-11
Jack Parker	Boston U.	1989-94
Buddy Powers	Bowling Green	2002
Al Renfrew	Michigan	1968-69
Pat Richter	Wisconsin	1997-00
Bill Riley	Mass.-Lowell	1981-83
Ralph Romano	Minn. Duluth	1983
Jeff Sauer	Colorado Col./Wisconsin	1974-76, 77-78
Marty Scarano	New Hampshire	2004-07
Frank Serratore	Air Force	2002-06
John Simpson	Boston U.	1983-88
Burt Smith	Michigan St./WCHA	1975-77, 78-80
Victor Stout	Boston U.	1962-67
Don Vaughan	Colgate	2006-09
*William Walker	Air Force	2011
Doug Weaver	Michigan St.	1989
Bill Wilkinson	Western Mich./Wayne St. (MI)	1997-01

*Current member of committee.

Coaching Records

Coaching Facts.....	40
Team-By-Team Won-Lost-Tied Records, By Coach.....	41
All-Time Coaches.....	43



Coaching Facts

**Does not include vacated years.*

TOURNAMENT APPEARANCES

- 23—Jack Parker, Boston U., 1974-2009
- 22—Ron Mason, Bowling Green and Michigan St., 1977-2002
- 20—Red Berenson, Michigan, 1991-2010
- 17—Jerry York, Bowling Green and Boston College, 1982-2010
- 16—Richard Umile, New Hampshire, 1992-2010
- 13—Len Ceglarski, Clarkson and Boston College, 1962-91
- 13—Don Lucia, Colorado Col. and Minnesota, 1995-2008
- 12—Doug Woog, Minnesota, 1986-97
- 12—*Jeff Sauer, Colorado Col. and Wisconsin, 1978-2001
- 11—Shawn Walsh, Maine, 1987-2001
- 11—Rick Comley, Northern Mich. and Michigan St., 1980-2008
- 10—Vic Heyliger, Michigan, 1948-57
- 10—*Murray Armstrong, Denver, 1958-72
- 10—George Gwozdecky, Miami (OH) and Denver (1993-2010)

CONSECUTIVE TOURNAMENT APPEARANCES

- 20—Red Berenson, Michigan, 1991-2010
- 12—Doug Woog, Minnesota, 1986-97
- 10—Vic Heyliger, Michigan, 1948-57
- 9—Ron Mason, Michigan St., 1982-90
- 9—Jack Parker, Boston U., 1990-98
- 9—Ron Mason, Michigan St., 1994-2002
- 9—Richard Umile, New Hampshire, 2002-10
- 8—Don Lucia, Minnesota, 2001-08
- 7—Shawn Walsh, Maine, 1987-93
- 6—Jeff Jackson, Lake Superior St., 1991-96
- 6—Tim Whitehead, Maine 2002-07
- 6—Jerry York, Boston College, 2003-08
- 6—Dave Hakstol, North Dakota, 2005-10
- 5—Cheddy Thompson, Colorado Col., 1948-52
- 5—Jack Parker, Boston U., 1974-78
- 5—Bill Cleary, Harvard, 1985-89
- 5—Don Lucia, Colorado Col., 1995-99
- 5—Mark Morris, Clarkson, 1995-99
- 5—Dean Blais, North Dakota, 1997-2001

TOURNAMENT WINS

- 33—Jerry York, Bowling Green and Boston College, 1982-2010 (.644)
- 30—Jack Parker, Boston U., 1974-2009 (.556)
- 26—Red Berenson, Michigan, 1991-2010 (.565)
- 22—Ron Mason, Bowling Green and Michigan St., 1977-2002 (.459)
- 21—Doug Woog, Minnesota, 1986-97 (.553)
- 20—Shawn Walsh, Maine, 1987-2001 (.606)
- 17—Don Lucia, Colorado Col. and Minnesota, 1995-2008 (.607)
- 17—Jeff Jackson, Lake Superior St. and Notre Dame, 1991-2009 (.680)
- 16—Vic Heyliger, Michigan, 1948-57 (.800)
- 16—*Jeff Sauer, Colorado Col. and Wisconsin, 1978-2001 (.569)
- 16—Rick Comley, Northern Mich. and Michigan St., 1980-2008 (.571)
- 15—Gino Gasparini, North Dakota, 1979-90 (.789)

TOURNAMENT WINNING PERCENTAGE

(Min. eight games)

- .889—Herb Brooks, Minnesota, 1974-79 (8-1)
- .800—Vic Heyliger, Michigan, 1948-57 (16-4)
- .789—Gino Gasparini, North Dakota, 1979-90 (15-4)
- .700—*Murray Armstrong, Denver, 1958-72 (14-6)
- .694—Bob Johnson, Wisconsin, 1970-82 (12-5-1)
- .692—Mike Eaves, Wisconsin, 2004-10 (9-4)
- .680—Jeff Jackson, Lake Superior St. and Notre Dame, 1991-2009 (17-8)
- .644—Jerry York, Bowling Green and Boston College, 1982-2010 (33-18-1)
- .643—Ned Harkness, Rensselaer and Cornell, 1953-70 (9-5)
- .654—Dean Blais, North Dakota, 1997-2001 (9-5)
- .625—Jack Kelley, Boston U., 1966-72 (5-3)
- .625—Tim Whitehead, Maine, 2002-07 (10-6)

- .607—Don Lucia, Colorado Col. and Minnesota, 1995-2008 (17-11)
- .606—Shawn Walsh, Maine, 1987-2001 (20-13)
- .600—John MacInnes, Michigan Tech (12-8)
- .600—Dave Hakstol, North Dakota, 2005-10 (9-6)

COACHED TWO DIFFERENT SCHOOLS INTO TOURNAMENT

- Ned Harkness, Rensselaer (1953-61) and Cornell (1967-70)
- Al Renfrew, Michigan Tech (1956) and Michigan (1962-64)
- Len Ceglarski, Clarkson (1962-70) and Boston College (1973-91)
- Ron Mason, Bowling Green (1977-79) and Michigan St. (1982-2002)
- Jeff Sauer, Colorado Col. (1978) and Wisconsin (1983-2001)
- Mike McShane, St. Lawrence (1983) and Providence (1989-91)
- George Gwozdecky, Miami (OH) (1993) and Denver (1995-2010)
- Jerry York, Bowling Green (1982-90) and Boston College (1998-2010)
- Don Lucia, Colorado Col. (1995-99) and Minnesota (2001-2008)
- Dan Cahoon, Princeton (1991-2000) and Massachusetts (2000-07)
- Mark Mazzoleni, Miami (OH) (1997) and Harvard (2002-04)
- Bill Wilkinson, Western Mich. (1986-96) and Wayne St. (MI) (2003)
- Rick Comley, Northern Mich. (1980-99) and Michigan St. (2004-08)
- Jeff Jackson, Lake Superior St. (1991-96) and Notre Dame (2007-09)

FROZEN FOUR APPEARANCES

- 13—Jack Parker, Boston U., 1974-2009
- 10—Vic Heyliger, Michigan, 1948-57
- 10—*Murray Armstrong, Denver, 1958-72
- 10—Red Berenson, Michigan, 1991-2008
- 10—Jerry York, Bowling Green and Boston College, 1982-2010
- 9—Snooks Kelley, Boston College, 1948-68
- 9—John MacInnes, Michigan Tech, 1960-81
- 8—Len Ceglarski, Clarkson and Boston College, 1962-90
- 8—Ron Mason, Bowling Green and Michigan St., 1978-2001
- 7—Ned Harkness, Rensselaer and Cornell, 1953-70
- 7—Bob Johnson, Wisconsin, 1970-82
- 7—Shawn Walsh, Maine, 1988-2000

CONSECUTIVE FROZEN FOUR APPEARANCES

- 10—Vic Heyliger, Michigan, 1948-57
- 5—Cheddy Thompson, Colorado Col., 1948-52
- 5—Jack Parker, Boston U., 1974-78
- 5—Jack Parker, Boston U., 1993-97
- 4—George Menard, St. Lawrence, 1959-62
- 4—Ned Harkness, Cornell, 1967-70
- 4—Doug Woog, Minnesota, 1986-89
- 4—Red Berenson, Michigan, 1995-98
- 4—Jerry York, Boston College, 1998-2001
- 4—Dave Hakstol, North Dakota, 2005-08
- 3—Snooks Kelley, Boston College, 1948-50
- 3—John MacInnes, Michigan Tech, 1974-76
- 3—Herb Brooks, Minnesota, 1974-76
- 3—Jeff Jackson, Lake Superior St., 1992-94
- 3—Jerry York, Boston College, 2006-2008

FROZEN FOUR WINS

- 16—Vic Heyliger, Michigan, 1948-57 (.800)
- 14—*Murray Armstrong, Denver, 1958-72 (.700)
- 12—Jack Parker, Boston U., 1974-2009 (.522)
- 12—Jerry York, Bowling Green and Boston College, 1984-2010 (.667)

- 10—John MacInnes, Michigan Tech, 1960-81 (.556)
- 9—Ned Harkness, Rensselaer and Cornell, 1953-70 (.643)
- 9—Bob Johnson, Wisconsin, 1970-82 (.643)
- 8—Gino Gasparini, North Dakota, 1979-87 (.800)
- 7—Herb Brooks, Minnesota, 1974-79 (.875)
- 6—Len Ceglarski, Clarkson and Boston College, 1962-85 (.381)
- 6—Shawn Walsh, Maine, 1988-2000 (.500)

FROZEN FOUR WINNING PERCENTAGE

(Min. four games)

- 1.000—*Jeff Sauer, Wisconsin, 1983-90 (4-0)
- 1.000—George Gwozdecky, Denver, 2004-05 (4-0)
- .875—Herb Brooks, Minnesota, 1974-79 (7-1)
- .833—Dean Blais, North Dakota, 1997-2001 (5-1)
- .800—Vic Heyliger, Michigan, 1948-57 (16-4)
- .800—Gino Gasparini, North Dakota, 1979-87 (8-2)
- .750—Bob May, North Dakota, 1958-59 (3-1)
- .750—Jeff Jackson, Lake Superior St. and Notre Dame, 1992-2008 (6-2)
- .750—Mike Eaves, Wisconsin, 2006-10 (3-1)
- .714—Rick Comley, Northern Mich. and Michigan St. (5-2) (1980-2007)
- .714—Don Lucia, Colorado Col. and Minnesota, 1998-2005 (5-2)
- .700—*Murray Armstrong, Denver, 1958-72 (14-6)
- .667—Al Renfrew, Michigan Tech and Michigan, 1956-64 (4-2)
- .667—Amo Bessone, Michigan St., 1959-67 (4-2)
- .667—Jerry York, Bowling Green and Boston College, 1984-2010 (12-6)

NCAA CHAMPIONSHIPS

- 6—Vic Heyliger, Michigan, 1948-56
- 5—Murray Armstrong, Denver, 1958-69
- 4—Jack Parker, Boston U., 1978-2010
- 4—Jerry York, Bowling Green and Boston College, 1984-2010
- 3—Ned Harkness, Rensselaer and Cornell, 1954-70
- 3—John MacInnes, Michigan Tech, 1962-75
- 3—Bob Johnson, Wisconsin, 1973-81
- 3—Herb Brooks, Minnesota, 1974-79
- 3—Gino Gasparini, North Dakota, 1980-87
- 2—Jack Kelley, Boston U., 1971-72
- 2—Jeff Sauer, Wisconsin, 1983-90
- 2—Jeff Jackson, Lake Superior St., 1992-94
- 2—Red Berenson, Michigan, 1996-98
- 2—Shawn Walsh, Maine, 1993-99
- 2—Dean Blais, North Dakota, 1997-2000
- 2—Don Lucia, Minnesota, 2002-03
- 2—George Gwozdecky, Denver, 2004-05
- 2—Rick Comley, Northern Mich. and Michigan St. 1991-2007

Team-By-Team Won-Lost-Tied Records

By Coach

(51 TEAMS)

Coach (Alma Mater) Yrs. in Tourn.	Yrs.	W	L	Ti	CH	2d	3d	4th
AIR FORCE								
Frank Serratore (Bemidji St. '82) 2007, 08, 09	3	1						3
TOTAL	3	1	3	0	0	0	0	0
ALA.- HUNTSVILLE								
Doug Ross (Oakland CC. '74) 2007	1	0	1	0	0	0	0	0
Danton Cole (Michigan St. '91) 2010	1	0	1	0	0	0	0	0
TOTAL	2	0	2	0	0	0	0	0
ALAS. ANCHORAGE								
Brush Christiansen (Alas. Methodist '72) 90, 91, 92	3	2	5	0	0	0	0	0
TOTAL	3	2	5	0	0	0	0	0
ALAS. FAIRBANKS								
Dallas Ferguson (Alas. Fairbanks '96) 2010	1	0	1	0	0	0	0	0
TOTAL	1	0	1	0	0	0	0	0
BEMIDJI ST.								
Tom Serratore (Bemidji St. '87) 2005, 06, 09, 10	4	2	4	0	0	0	1	0
TOTAL	4	2	4	0	0	0	1	0
BOSTON COLLEGE								
John Kelley (Boston College '28) 48, 49-CH, 50, 54, 56, 59, 63, 65, 68	9	4	13	0	1	1	2	5
Len Ceglarski (Boston College '51) 73, 78, 84, 85, 86, 87, 89, 90, 91	9	9	16	0	0	1	2	1
Jerry York (Boston College '67) 98, 99, 2000, 01-CH, 03, 04, 05, 06, 07, 08-CH, 10-CH	11	28	8	0	3	4	2	0
TOTAL	29	41	37	0	4	6	6	6
BOSTON U.								
Harry Cleverly (Boston U. '37) 50, 51, 53, 60	4	3	5	0	0	1	2	1
Jack Kelley (Boston U. '52) 66, 67, 71-CH, 72-CH	4	5	3	0	2	1	0	1
Jack Parker (Boston U. '68) 74, 75, 76, 77, 78-CH, 84, 86, 90, 91, 92, 93, 94, 95-CH, 96, 97, 98, 2000, 02, 03, 05, 06, 07, 09-CH	23	30	24	0	3	3	6	1
TOTAL	31	38	32	0	5	5	8	3
BOWLING GREEN								
Ron Mason (St. Lawrence '64) 77, 78, 79	3	2	3	0	0	0	1	0
Jerry York (Boston College '67) 82, 84-CH, 87, 88, 89, 90	6	5	10	1	1	0	0	0
TOTAL	9	7	13	1	1	0	1	0
BROWN								
Westcott Moulton (Brown '31) 51	1	1	1	0	0	1	0	0
Jim Fullerton (Norwich '30) 65	1	0	2	0	0	0	0	1
Dick Toomey (Boston U. '70) 76	1	1	1	0	0	0	1	0
Bob Gaudet (Dartmouth '81) 93	1	0	1	0	0	0	0	0
TOTAL	4	2	5	0	0	1	1	1
CLARKSON								
Bill Harrison (Dartmouth '43) 57, 58	2	2	2	0	0	0	2	0
Len Ceglarski (Boston College '51) 62, 63, 66, 70	4	4	4	0	0	3	1	0
Bill O'Flaherty (Clarkson '70) 81, 82, 84	3	1	4	1	0	0	0	0
Mark Morris (Colgate '81) 90, 91, 92, 93, 95, 96, 97, 98, 99	9	5	11	0	0	0	1	0
George Roll (Bowling Green '86) 2007, 08	2	1	2	0	0	0	0	0
TOTAL	20	13	23	1	0	3	4	0
COLGATE								
Terry Slater (St. Lawrence '61) 81, 90	2	3	3	0	0	1	0	0
Don Vaughan (St. Lawrence '84) 2000, 05	2	0	2	0	0	0	0	0
TOTAL	4	3	5	0	0	1	0	0

Coach (Alma Mater) Yrs. in Tourn.	Yrs.	W	L	Ti	CH	2d	3d	4th
COLORADO COL.								
Cheddy Thompson (Gonzaga '41) 48, 49, 50-CH, 51, 52, 55	6	4	7	0	1	2	1	2
Tom Bedeck (St. Francis Xavier '52) 57-CH	1	2	0	0	1	0	0	0
Jeff Sauer (Colorado Col. '65) 78	1	0	1	0	0	0	0	0
Don Lucia (Notre Dame '81) 95, 96, 97, 98, 99	5	6	0	5	0	0	1	0
Scott Owens (Colorado Col. '79) 2001, 02, 03, 05, 06, 08	6	5	6	0	0	0	1	0
TOTAL	19	17	19	0	2	3	3	2
CORNELL								
Ned Harkness (Royal Canadian Air Force Academy '43) 67-CH, 68, 69, 70-CH	4	6	2	0	2	1	1	0
Dick Bertrand (Cornell '70) 72, 73, 80, 81	4	2	6	0	0	1	0	2
Lou Reycroft (Brown '72) 86	1	1	1	0	0	0	0	0
Brian McCutcheon (Cornell '71) 91	1	1	2	0	0	0	0	0
Mike Schafer (Cornell '86) 96, 97, 2002, 03, 05, 06, 09, 10	8	7	8	0	0	0	1	0
TOTAL	18	17	19	0	2	2	2	2
DARTMOUTH								
Ed Jeremiah (Dartmouth '30) 48, 49	2	2	2	0	0	2	0	0
George Crowe (Springfield '59) 79, 80	2	2	2	0	0	0	2	0
TOTAL	4	4	4	0	0	2	2	0
DENVER								
Murray Armstrong (no college) 58-CH, 60-CH, 61-CH, 63, 64, 66, 68-CH, 69-CH, 71, 72	10	14	6	0	5	2	2	1
Ralph Backstrom (no college) 86	1	1	3	0	0	0	0	1
George Gwozdecky (Wisconsin '78) 95, 97, 99, 2002, 04-CH, 05-CH, 08, 09, 10	9	10	7	0	2	0	0	0
TOTAL	20	25	16	0	7	2	2	2
FERRIS ST.								
Bob Daniels (Michigan St. '82) 2003	1	1	1	0	0	0	0	0
TOTAL	1	1	1	0	0	0	0	0
HARVARD								
Cooney Weiland (no college) 55, 57, 58, 69, 71	5	2	8	0	0	0	2	3
Bill Cleary (Harvard '56) 74, 75, 82, 83, 85, 86, 87, 88, 89-CH	9	11	14	1	1	2	0	3
Ronn Tomassoni (Rensselaer '80) 93, 94	2	1	2	0	0	0	1	0
Mark Mazzoleni (Michigan St. '80) 2002, 03, 04	3	0	3	0	0	0	0	0
Ted Donato (Harvard '91) 2005, 06	2	0	2	0	0	0	0	0
TOTAL	21	14	29	1	1	2	3	6
HOLY CROSS								
Paul Pearl (Holy Cross '89) 2004, 06	2	1	2	0	0	0	0	0
TOTAL	2	1	2	0	0	0	0	0
LAKE SUPERIOR ST.								
Frank Anzalone (Buffalo '78) 85, 88-CH, 89, 90	4	7	6	1	1	0	0	0
Jeff Jackson (Michigan St. '77) 91, 92-CH, 93, 94-CH, 95, 96	6	13	5	0	2	1	0	0
TOTAL	10	20	11	1	3	1	0	0
MAINE								
Shawn Walsh (Bowling Green '78) 87, 88, 89, 90, 91, 92, 93-CH, 95, 99-CH, 2000, 01	11	20	13	0	2	1	3	1
Tim Whitehead (Hamilton '85) 2002, 03, 04, 05, 06, 07	6	10	6	0	0	2	2	0
TOTAL	17	30	19	0	2	3	5	1
MASSACHUSETTS								
Don Cahoon (Boston U. '72) 07,	1	1	1	0	0	0	0	0
TOTAL	1	1	1	0	0	0	0	0
MASS.-LOWELL								
William Riley, Jr. (Boston U. '68) 88	1	0	1	1	0	0	0	0
Bruce Crowder (New Hampshire '79) 94, 96	2	2	2	0	0	0	0	0
TOTAL	3	2	3	1	0	0	0	0
MERCYHURST								
Rick Gotkin (Brockport '82) 2001, 03, 05	3	0	3	0	0	0	0	0
TOTAL	3	0	3	0	0	0	0	0
MERRIMACK								
Ron Anderson (Boston U. '74) 88	1	2	2	0	0	0	0	0
TOTAL	1	2	2	0	0	0	0	0

Coch (Alma Mater) Yrs. in Tourn.	Yrs.	W	L	Ti	CH	2d	3d	4th
MIAMI (OH)								
George Gwozdecky (Wisconsin '78) 93.....	1	0	1	0	0	0	0	0
Mark Mazzoleni (Michigan St. '80) 97.....	1	0	1	0	0	0	0	0
Enrico Blasi [Miami (OH) '94]								
2004, 06, 07, 08, 09, 10	6	7	6	0	0	1	1	0
TOTAL	8	7	8	0	0	1	1	0
MICHIGAN								
Vic Heyliger (Michigan '37) 48-CH, 49, 50, 51-CH, 52-CH, 53-CH, 54, 55-CH, 56-CH, 57	10	16	4	0	6	1	3	0
Al Renfrew (Michigan '49) 62, 64-CH.....	2	3	1	0	1	0	1	0
Dan Farrell (Michigan Tech '60) 77.....	1	2	1	0	0	1	0	0
Red Berenson (Michigan '62) 91, 92, 93, 94, 95, 96-CH, 97, 98-CH, 99, 2000, 01, 02, 03, 04, 05, 06, 07, 08, 09, 10	20	26	20	0	2	0	8	0
TOTAL	33	47	26	0	9	2	12	0
MICHIGAN ST.								
Amo Bessone (Illinois '43) 59, 66-CH, 67.....	3	4	2	0	1	1	1	0
Ron Mason (St. Lawrence '64) 82, 83, 84, 85, 86-CH, 87, 88, 89, 90, 92, 94, 95, 96, 97, 98, 99, 2000, 01, 02	19	20	23	1	1	1	4	1
Rick Comley (Lake Superior St. '72) 2004, 06, 07-CH, 08.....	4	6	3	0	1	0	0	0
TOTAL	26	30	28	1	3	2	5	1
MICHIGAN TECH								
Al Renfrew (Michigan '49) 56.....	1	1	1	0	0	1	0	0
John MacInnes (Michigan '50) 60, 62-CH, 65-CH, 69, 70, 74, 75-CH, 76, 81.....	9	12	8	0	3	3	1	2
TOTAL	10	13	9	0	3	4	1	2
MINNESOTA								
John Mariucci (Minnesota '37) 53, 54, 61.....	3	3	3	0	0	2	1	0
Glen Sonmor (Minnesota '56) 71	1	1	1	0	0	1	0	0
Herb Brooks (Minnesota '59) 74-CH, 75, 76-CH, 79-CH	4	8	1	0	3	1	0	0
Brad Buetow (Minnesota '73) 80, 81, 83, 85, Doug Woog (Minnesota '66) 86, 87, 88, 89, 90, 91, 92, 93, 94, 95, 96, 97	4	6	5	0	0	1	0	1
12 21 17 0 0 1 4 1								
Don Lucia (Notre Dame '81) 2001, 02-CH, 03-CH, 04, 05, 06, 07, 08.....	8	11	6	0	2	0	1	0
TOTAL	32	50	33	0	5	6	6	2
MINN. DULUTH								
Mike Sertich (Minn. Duluth '69) 83, 84, 85, 93	4	6	6	0	0	1	1	0
Scott Sandelin (North Dakota '87) 2004, 09	2	3	2	0	0	0	1	0
TOTAL	6	9	8	0	0	1	2	0
MINN. ST. MANKATO								
Troy Jutting (Minn. St. Mankato '87) 2003	1	0	1	0	0	0	0	0
TOTAL	1	0	1	0	0	0	0	0
NEB.-OMAHA								
Mike Kemp (Gust. Adolphus '75) 2006	1	0	1	0	0	0	0	0
TOTAL	1	0	1	0	0	0	0	0
NEW HAMPSHIRE								
Charlie Holt (Dartmouth '46) 77, 79, 82, 83 ..	4	2	8	0	0	0	0	3
Richard Umile (New Hampshire '72) 92, 94, 95, 97, 98, 99, 2000, 02, 03, 04, 05, 06, 07, 08, 09, 10	16	12	16	0	0	2	2	0
TOTAL	20	14	24	0	0	2	2	3
NIAGARA								
Blaise MacDonald (Rochester Inst. '85) 2000	1	1	1	0	0	0	0	0
Dave Burkholder (Rochester Inst. '84) 2004, 08	2	0	2	0	0	0	0	0
TOTAL	3	1	3	0	0	0	0	0
NORTH DAKOTA								
Bob May (North Dakota '51) 58, 59-CH	2	3	1	0	1	1	0	0
Barry Thorndycraft (North Dakota '59) 63-CH	1	2	0	0	1	0	0	0
Bob Peters (North Dakota '60) 65	1	1	1	0	0	0	1	0
Bill Selman (North Dakota '63) 67, 68.....	2	1	3	0	0	1	0	1
Gino Gasparini (North Dakota '68) 79, 80-CH, 82-CH, 84, 87-CH, 90	6	15	4	0	3	1	1	0
Dean Blais (Minnesota '77) 97-CH, 98, 99, 2000-CH, 01, 03, 04	7	9	5	0	2	1	0	0
Dave Hakstol (North Dakota '92) 2005, 06, 07, 08, 09, 10	6	9	6	0	0	1	3	0
TOTAL	25	40	20	0	7	5	5	1
NORTHEASTERN								
Fern Flaman (no college) 82, 88	2	3	2	1	0	0	1	0
Ben Smith (Harvard '68) 94	1	0	1	0	0	0	0	0
Greg Cronin (Colby '86) 2009.....	1	0	1	0	0	0	0	0
TOTAL	4	3	4	1	0	0	1	0

Coch (Alma Mater) Yrs. in Tourn.	Yrs.	W	L	Ti	CH	2d	3d	4th
NORTHERN MICH.								
Rick Comley (Lake Superior St. '72) 80, 81, 89, 91-CH, 92, 93, 99	7	10	9	0	1	1	0	1
Walt Kyle (Northern Mich. '81) 2010	1	0	1	0	0	0	0	0
TOTAL	8	10	10	0	1	1	0	1
NOTRE DAME								
Dave Poulin (Notre Dame '82) 2004.....	1	0	1	0	0	0	0	0
Jeff Jackson (Michigan St. '77) 2007, 08, 09..	3	4	3	0	0	1	0	0
TOTAL	4	4	4	0	0	1	0	0
OHIO ST.								
John Markell (Bowling Green '79) 98, 99, 2003, 04, 05, 09	6	2	6	0	0	0	1	0
TOTAL	6	2	6	0	0	0	1	0
PRINCETON								
Don Cahoon (Boston U. '72) 98	1	0	1	0	0	0	0	0
Guy Gadowsky (Colorado Col. '89), 2008 09	2	0	2	0	0	0	0	0
TOTAL	3	0	3	0	0	0	0	0
PROVIDENCE								
Tom Eccleston (Brown '34) 64.....	1	0	2	0	0	0	0	1
Lou Lamoriello (Providence '63) 78, 81, 83...	3	3	4	0	0	0	1	0
Steve Stirling (Boston U. '71) 85	1	2	2	0	0	1	0	0
Mike McShane (New Hampshire '71) 89, 91	2	4	5	0	0	0	0	0
Paul Pooley (Ohio St. '84) 96, 2001	2	0	2	0	0	0	0	0
TOTAL	9	9	15	0	0	1	1	1
QUINNIPIAC								
Rand Pecknold (Connecticut Col. '90) 2002	1	0	1	0	0	0	0	0
TOTAL	1	0	1	0	0	0	0	0
RENSSELAER								
Ned Harkness (Royal Canadian Air Force Academy '43) 53, 54-CH, 61.....	3	3	3	0	1	0	1	1
Rube Bjorkman (Minnesota '51) 64.....	1	1	1	0	0	0	1	0
Mike Addesa (Holy Cross '66) 84, 85-CH	2	3	2	1	1	0	0	0
Buddy Powers (Boston U. '75) 94	1	0	1	0	0	0	0	0
Dan Fridgen (Colgate '82) 95	1	0	1	0	0	0	0	0
TOTAL	8	7	8	1	2	0	2	1
ROCHESTER INST.								
Wayne Wilson (Bowling Green '84) 2010	1	2	1	0	0	0	1	0
TOTAL	1	2	1	0	0	0	1	0
ST. CLOUD ST.								
Craig Dahl (Pacific Lutheran '76) 89, 2000, 01, 02, 03	5	0	6	0	0	0	0	0
Bob Motzko (St. Cloud St. '87) 2007, 08, 10	3	1	3	0	0	0	0	0
TOTAL	8	1	9	0	0	0	0	0
ST. LAWRENCE								
Olav Kollevol (Colgate '44) 52, 55.....	2	0	4	0	0	0	0	2
George Menard (Brown '49) 56, 59, 60, 61, 62	5	2	8	0	0	1	1	3
Mike McShane (New Hampshire '71) 83.....	1	0	2	0	0	0	0	0
Joe Marsh (New Hampshire '77) 87, 88, 89, 92, 99, 2000, 01, 07	8	3	11	0	0	1	1	0
TOTAL	16	5	25	0	0	2	2	5
VERMONT								
Mike Gilligan (Salem St. '70) 88, 96, 97	3	1	4	0	0	0	1	0
Kevin Sneddon (Harvard '92) 2009, 10	2	2	2	0	0	0	1	0
TOTAL	5	3	6	0	0	0	2	0
WAYNE ST. (MI)								
Bill Wilkinson (St. Lawrence '70) 2003	1	0	1	0	0	0	0	0
TOTAL	1	0	1	0	0	0	0	0
WESTERN MICH.								
Bill Wilkinson (St. Lawrence '70) 86, 94, 96....	3	0	4	0	0	0	0	0
TOTAL	3	0	4	0	0	0	0	0
WISCONSIN								
Bob Johnson (Minnesota '54) 70, 72, 73-CH, 77-CH, 78, 81-CH, 82	7	12	5	1	3	1	2	1
Jeff Sauer (Colorado Col. '65) 83-CH, 88, 89, 90-CH, 91, 93, 94, 95, 98, 2000, 01.....	11	16	11	1	2	0	0	0
Mike Eaves (Wisconsin '78) 2004, 05, 06-CH, 08, 10.....	5	9	4	0	1	1	0	0
TOTAL	23	37	20	2	6	2	2	1
YALE								
Murray Murdoch (Manitoba '24) 52.....	1	1	1	0	0	0	1	0
Tim Taylor (Harvard '63) 98	1	0	1	0	0	0	0	0
Keith Allain (Yale '80) 2009, 10	2	1	2	0	0	0	0	0
TOTAL	4	2	4	0	0	0	1	0

Note: Denver's (1-1) participation in the 1973 championship and Wisconsin's (3-1) participation in the 1992 championship vacated. In championships without a third-place game, both teams awarded third place. CH—NCAA champion.

All-Time Coaches

(113 COACHES)

Coach (Alma Mater) School, Years in Tournament

Coach (Alma Mater) School, Years in Tournament	Yrs.	Won	Lost	Tied	Pct.	CH	FF
Mike Addesa (Holy Cross '66) Rensselaer 84, 85-CH.....	2	3	2	1	.583	1	1
Keith Allain (Yale '80) Yale 2009, 10.....	2	1	2	0	.333	0	0
Ron Anderson (Boston U. '74) Merrimack 88.....	1	2	2	0	.500	0	0
Frank Anzalone (Buffalo '78) Lake Superior St. 85, 88-CH, 89, 90.....	4	7	6	1	.536	1	1
Murray Armstrong (no college) Denver 58-CH, 60-CH, 61-CH, 63, 64, 66, 68-CH, 69-CH, 71, 72.....	10	14	6	0	.700	5	10
Ralph Backstrom (no college) Denver 86.....	1	1	3	0	.250	0	1
Tom Bedeck (St. Francis Xavier '52) Colorado Col. 57-CH.....	1	2	0	0	1.000	1	1
Red Berenson (Michigan '62) Michigan 91, 92, 93, 94, 95, 96-CH, 97, 98-CH, 99, 2000, 01, 02, 03, 04, 05, 06, 07, 08, 09, 10..	20	26	20	0	.565	2	10
Dick Bertrand (Cornell '70) Cornell 72, 73, 80, 81.....	4	2	6	0	.250	0	3
Amo Bessone (Illinois '43) Michigan St. 59, 66-CH, 67.....	3	4	2	0	.667	1	3
Rube Bjorkman (Minnesota '51) Rensselaer 64.....	1	1	1	0	.500	0	1
Dean Blais (Minnesota '77) North Dakota 97-CH, 98, 99, 2000-CH, 01, 03, 04.....	7	9	5	0	.643	2	3
Enrico Blasi (Miami (OH) '94) Miami (OH) 2004, 06, 07, 08, 09, 10.....	6	7	6	0	.538	0	2
Herb Brooks (Minnesota '59) Minnesota 74-CH, 75, 76-CH, 79-CH.....	4	8	1	0	.889	3	4
Brad Buetow (Minnesota '73) Minnesota 80, 81, 83, 85.....	4	6	5	0	.545	0	2
Dave Burkholder (Rochester Inst. '84) Niagara 2004, 2008.....	2	0	2	0	.000	0	0
Don Cahoon (Boston U. '72) Princeton 98; Massachusetts 2007.....	2	1	2	0	.333	0	0
Len Ceglarski (Boston College '51) Clarkson 62, 63, 66, 70; Boston College 73, 78, 84, 85, 86, 87, 89, 90, 91.....	13	13	20	0	.394	0	8
Brush Christiansen (Alas. Pacific '72) Alas. Anchorage 90, 91, 92.....	3	2	5	0	.286	0	0
Bill Cleary (Harvard '56) Harvard 74, 75, 82, 83, 85, 86, 87, 88, 89-CH.....	9	11	14	1	.442	1	6
Harry Cleverly (Boston U. '37) Boston U. 50, 51, 53, 60.....	4	3	5	0	.375	0	4
Danton Cole (Michigan St. '91) Ala.-Huntsville 2010.....	1	0	1	0	.000	0	0
Rick Comley (Lake Superior St. '72) Northern Mich. 80, 81, 89, 91-CH, 92, 93, 99; Michigan St. 2004, 06, 07-CH, 08.....	11	16	12	0	.571	2	4
Greg Cronin (Colby '86) Northeastern 2009.....	1	0	1	0	.000	0	0
Bruce Crowder (New Hampshire '79) Mass.-Lowell 94, 96.....	2	2	2	0	.500	0	0
George Crowe (Springfield '59) Dartmouth 79, 80.....	2	2	2	0	.500	0	2
Craig Dahl (Pacific Lutheran '76) St. Cloud St. 89, 2000, 01, 02, 03.....	5	0	6	0	.000	0	0
Bob Daniels (Michigan St. '82) Ferris St. 2003.....	1	0	1	0	.000	0	0
Ted Donato (Harvard '91) Harvard 2005, 06.....	2	0	2	0	.000	0	0
Mike Eaves (Wisconsin '78) Wisconsin 2004, 05, 06-CH, 08, 10.....	5	9	4	0	.692	1	2
Tom Eccleston, Jr. (Brown '34) Providence 64.....	1	0	2	0	.000	0	1
Dan Farrell (Michigan Tech '60) Michigan 77.....	1	2	1	0	.667	0	1
Dallas Ferguson (Alas. Fairbanks '96) Alas. Fairbanks 2010.....	1	0	1	0	.000	0	0
Fern Flaman (no college) Northeastern 82, 88.....	2	3	2	1	.583	0	1
Dan Fridgen (Colgate '82) Rensselaer 95.....	1	0	1	0	.000	0	0
Jim Fullerton (Norwich '30) Brown 65.....	1	0	2	0	.000	0	1
Guy Gadowsky (Colorado Col. '89) Princeton 2008, 09.....	2	0	2	0	.000	0	0
Gino Gasparini (North Dakota '68) North Dakota 79, 80-CH, 82-CH, 84, 87-CH, 90.....	6	15	4	0	.789	3	5
Bob Gaudet (Dartmouth '81) Brown 93.....	1	0	1	0	.000	0	0
Mike Gilligan (Salem St. '70) Vermont 88, 96, 97.....	3	1	4	0	.200	0	1
Rick Gotkin (Brockport '82) Mercyhurst 2001, 03, 05.....	3	0	3	0	.000	0	0
George Gwozdecky (Wisconsin '78) Miami (OH) 93; Denver 95, 97, 99, 2002, 04-CH, 05-CH, 08, 09, 10.....	10	10	8	0	.556	2	2
Dave Hakstol (North Dakota '92) North Dakota 2005, 06, 07, 08, 09, 10.....	6	9	6	0	.600	0	4
Ned Harkness (Royal Canadian Air Force Academy '43) Rensselaer 53, 54-CH, 61; Cornell 67-CH, 68, 69, 70-CH.....	7	9	5	0	.643	3	7
Bill Harrison (Dartmouth '43) Clarkson 57, 58.....	2	2	2	0	.500	0	2
Vic Heyliger (Michigan '37) Michigan 48-CH, 49, 50, 51-CH, 52-CH, 53-CH, 54, 55-CH, 56-CH, 57.....	10	16	4	0	.800	6	10
Charlie Holt (Dartmouth '46) New Hampshire 77, 79, 82, 83.....	4	2	8	0	.200	0	3
Jeff Jackson (Michigan St. '77) Lake Superior St. 91, 92-CH, 93, 94-CH, 95, 96; Notre Dame 2007, 08, 09.....	9	17	8	0	.680	2	4
Ed Jeremiah (Dartmouth '30) Dartmouth 48, 49.....	2	2	2	0	.500	0	2
Bob Johnson (Minnesota '54) Wisconsin 70, 72, 73-CH, 77-CH, 78, 81-CH, 82.....	7	12	5	1	.694	3	7
Troy Jutting (Minn. St. Mankato '87) Minn. St. Mankato 2003.....	1	0	1	0	.000	0	0
Jack Kelley (Boston U. '52) Boston U. 66, 67, 71-CH, 72-CH.....	4	5	3	0	.625	2	4
John Kelley (Boston College '28) Boston College 48, 49-CH, 50, 54, 56, 59, 63, 65, 68.....	9	4	13	0	.235	1	9
Mike Kemp (Gust. Adolphus '75) Neb.-Omaha 2006.....	1	0	1	0	.000	0	0
Olav Kollevoll (Colgate '44) St. Lawrence 52, 55.....	2	0	4	0	.000	0	2
Walt Kyle (Northern Mich. '81) Northern Mich. 2010.....	1	0	1	0	.000	0	0
Lou Lamoriello (Providence '63) Providence 78, 81, 83.....	3	3	4	0	.429	0	1
Don Lucia (Notre Dame '81) Colorado Col. 95, 96, 97, 98, 99; Minnesota 2001, 02-CH, 03-CH, 04, 05, 06, 07, 08.....	13	17	11	0	.607	2	5
Blaise MacDonald (Rochester Inst. '85) Niagara 2000.....	1	1	1	0	.500	0	0
John MacInnes (Michigan '50) Michigan Tech 60, 62-CH, 65-CH, 69, 70, 74, 75-CH, 76, 81.....	9	12	8	0	.600	3	9
John Mariucci (Minnesota '37) Minnesota 53, 54, 61.....	3	3	3	0	.500	0	3
John Markell (Bowling Green '79) Ohio St. 98, 99, 2003, 04, 05, 09.....	6	2	6	0	.250	0	1
Joe Marsh (New Hampshire '77) St. Lawrence 87, 88, 89, 92, 99, 2000, 01, 07.....	8	3	11	0	.214	0	2
Ron Mason (St. Lawrence '64) Bowling Green 77, 78, 79; Michigan St. 82, 83, 84, 85, 86-CH, 87, 88, 89, 90, 92, 94, 95, 96, 97, 98, 99, 2000, 01, 02.....	22	22	26	1	.459	1	8
Bob May (North Dakota '51) North Dakota 58, 59-CH.....	2	3	1	0	.750	1	2
Mark Mazzoleni (Michigan St. '80) Miami (OH) 97; Harvard 2002, 03, 04.....	4	0	4	0	.000	0	0
Brian McCutcheon (Cornell '71) Cornell 91.....	1	1	2	0	.333	0	0
Mike McShane (New Hampshire '71) St. Lawrence 83; Providence 89, 91.....	3	4	7	0	.364	0	0
George Menard (Brown '49) St. Lawrence 56, 59, 60, 61, 62.....	5	2	8	0	.200	0	5
Mark Morris (Colgate '81) Clarkson 90, 91, 92, 93, 95, 96, 97, 98, 99.....	9	5	11	0	.313	0	1
Bob Motzko (St. Cloud St. '87) St. Cloud St. 2007, 08, 10.....	3	1	3	0	.250	0	0
Westcott Moulton (Brown '31) Brown 51.....	1	1	1	0	.500	0	1
Murray Murdoch (Manitoba '24) Yale 52.....	1	1	1	0	.500	0	1
Bill O'Flaherty (Clarkson '70) Clarkson 81, 82, 84.....	3	1	4	1	.250	0	0
Scott Owens (Colorado Col. '79) Colorado Col. 2001, 02, 03, 05, 06, 08.....	6	5	6	0	.455	0	1
Jack Parker (Boston U. '68) Boston U. 74, 75, 76, 77, 78-CH, 84, 86, 90, 91, 92, 93, 94, 95-CH, 96, 97, 98, 2000, 02, 03, 05, 06, 07, 09-CH.....	23	30	24	0	.556	3	13

Coach (Alma Mater) School, Years in Tournament

	Yrs.	Won	Lost	Tied	Pct.	CH	FF
Paul Pearl (Holy Cross '89) Holy Cross 2004, 06.....	2	1	2	0	.333	0	0
Rand Pecknold (Connecticut Col. '90) Quinnipiac 2002.....	1	0	1	0	.000	0	0
Bob Peters (North Dakota '60) North Dakota 65.....	1	1	1	0	.500	0	1
Paul Pooley (Ohio St. '84) Providence 96, 2001.....	2	0	2	0	.000	0	0
Dave Poulin (Notre Dame '82) Notre Dame 2004.....	1	0	1	0	.000	0	0
Buddy Powers (Boston U. '75) Rensselaer 94.....	1	0	1	0	.000	0	0
Al Renfrew (Michigan '49) Michigan Tech 56; Michigan 62, 64-CH.....	3	4	2	0	.667	1	3
Lou Reycroft (Brown '72) Cornell 86.....	1	1	1	0	.500	0	0
William Riley, Jr. (Boston U. '68) Mass.-Lowell 88.....	1	0	1	1	.250	0	0
George Roll (Bowling Green '86) Clarkson 2007, 08.....	2	1	2	0	.333	0	0
Doug Ross (Oakland CC '74) Ala.-Huntsville 2007.....	1	0	1	0	.000	0	0
Scott Sandelin (North Dakota '87) Minn. Duluth 2004, 09.....	2	3	2	0	.600	0	1
Jeff Sauer (Colorado Col. '65) Colorado Col. 78; Wisconsin 83-CH, 88, 89, 90-CH, 91, 93, 94, 95, 98, 2000, 01.....	12	16	12	1	.569	2	2
Mike Schafer (Cornell '86) Cornell 96, 97, 2002, 03, 05, 06, 09, 10.....	8	7	8	0	.467	0	1
Bill Selman (North Dakota '63) North Dakota 67, 68.....	2	1	3	0	.250	0	2
Frank Serratore (Bemidji St. '82) Air Force 2007, 08, 09.....	3	1	3	0	.250	0	0
Tom Serratore (Bemidji St. '87) Bemidji St. 2005, 06, 09, 10.....	4	2	4	0	.400	0	1
Mike Sertich (Minn. Duluth '69) Minn. Duluth 83, 84, 85, 93.....	4	6	6	0	.500	0	2
Terry Slater (St. Lawrence '61) Colgate 81, 90.....	2	3	3	0	.500	0	1
Ben Smith (Harvard '68) Northeastern 94.....	1	0	1	0	.000	0	0
Glen Sonmor (Minnesota '56) Minnesota 71.....	1	1	1	0	.500	0	1
Kevin Sneddon (Harvard '92) Vermont 2009, 10.....	2	2	2	0	.500	0	1
Steve Stirling (Boston U. '71) Providence 85.....	1	2	2	0	.500	0	1
Tim Taylor (Harvard '63) Yale 98.....	1	0	1	0	.000	0	0
Cheddy Thompson (Gonzaga '41) Colorado Col. 48, 49, 50-CH, 51, 52, 55.....	6	4	7	0	.364	1	6
Barry Thorndycraft (North Dakota '59) North Dakota 63-CH.....	1	2	0	0	1.000	1	1
Ronn Tomassoni (Rensselaer '80) Harvard 93, 94.....	2	1	2	0	.333	0	1
Dick Toomey (Boston U. '70) Brown 76.....	1	1	1	0	.500	0	1
Richard Umile (New Hampshire '72) New Hampshire 92, 94, 95, 97, 98, 99, 2000, 02, 03, 04, 05, 06, 07, 08, 09, 10.....	16	12	16	0	.429	0	4
Don Vaughan (St. Lawrence '84) Colgate 2000, 05.....	2	0	2	0	.000	0	0
Shawn Walsh (Bowling Green '78) Maine 87, 88, 89, 90, 91, 92, 93-CH, 95, 99-CH, 2000, 01.....	11	20	13	0	.606	2	7
Cooney Weiland (no college) Harvard 55, 57, 58, 69, 71.....	5	2	8	0	.200	0	5
Tim Whitehead (Hamilton '85) Maine 2002, 03, 04, 05, 06, 07.....	6	10	6	0	.625	0	4
Bill Wilkinson (St. Lawrence '70) Western Mich. 86, 94, 96; Wayne St. (MI) 2003.....	4	0	5	0	.000	0	0
Wayne Wilson (Bowling Green '84) Rochester Inst. 2010.....	1	2	1	0	.667	0	1
Doug Woog (Minnesota '66) Minnesota 86, 87, 88, 89, 90, 91, 92, 93, 94, 95, 96, 97.....	12	21	17	0	.553	0	6
Jerry York (Boston College '67) Bowling Green 82, 84-CH, 87, 88, 89, 90; Boston College 98, 99, 2000, 01-CH, 03, 04, 05, 06, 07, 08-CH, 10-CH.....	17	33	18	1	.644	4	10

Note: Denver's (1-1) participation in the 1973 championship and Wisconsin's (3-1) participation in the 1992 championship vacated. In championships without a third-place game, both teams awarded third place. CH — NCAA championships. FF — Frozen Four appearances.

Attendance Records and Sites

Largest Crowds	46
Frozen Four Attendance History	46
Regional Attendance History	47
Arena and Site Facts	48
Game Arenas by Site	49
Future Championship Dates and Sites.....	51



Largest Crowds

A championship game is denoted by (CH), a national semifinal game by (NSF), an East Regional game by (ER) and a West Regional game by (WR).

GAME, TOURNAMENT

37,592—Ford Field, Detroit, CH, April 10, 2010, Boston College (5) vs. Wisconsin (0)

GAME, FROZEN FOUR

37,592—Ford Field, Detroit, CH, April 10, 2010, Boston College (5) vs. Wisconsin (0)

SESSION, REGIONAL

12,517—Worcester's Centrum Centre#, Worcester, Mass., ER, March 27, 1999, Maine (7) vs. Clarkson (2), and New Hampshire (2) vs. Michigan (1) (ot)

TOP 15 FROZEN FOUR ATTENDANCE

GAMES OR SESSIONS

37,592—Ford Field, Detroit, CH, April 10, 2010, Boston College (5) vs. Wisconsin (0)

34,954—Ford Field, Detroit, NSF, April 8, 2010, Boston College (7) vs. Miami (OH) (1); Wisconsin (8) vs. Rochester Inst. (1)

19,432—Scottrade Center, St. Louis, CH, April 7, 2007, Michigan St. (3) vs. Boston College (1)

19,327—Xcel Energy Center, St. Paul, Minn., CH, April 6, 2002, Minnesota (4) vs. Maine (3) (ot)

19,323—Xcel Energy Center, St. Paul, Minn., NSF, April 4, 2002, Minnesota (3) vs. Michigan (2)

19,316—Xcel Energy Center, St. Paul, Minn., NSF, April 4, 2002, Maine (7) vs. New Hampshire (2)

18,857—Scottrade Center, St. Louis, NSF, April 5, 2007, Boston College (6) vs. North Dakota (4); Michigan St. (4) vs. Maine (2)

18,659—HSBC Arena, Buffalo, N.Y., CH, April 12, 2003, Minnesota (5) vs. New Hampshire (1)

18,632—Pepsi Center, Denver, CH, April 12, 2008, Boston College (4) vs. Notre Dame (1)

18,551—HSBC Arena, Buffalo, N.Y., NSF, April 10, 2003, Minnesota (3) vs. Michigan (2) (ot)

18,544—Pepsi Center, Denver, NSF, April 10, 2008, Notre Dame (5) vs. Michigan (4)

18,543—Pepsi Center, Denver, NSF, April 10, 2008, Boston College (6) vs. North Dakota (1)

18,535—HSBC Arena, Buffalo, N.Y., NSF, April 10, 2003, New Hampshire (3) vs. Cornell (2)

18,512—Verizon Center, Washington, D.C., CH, April 11, 2009, Boston U. (4) vs. Miami (OH) (3) (ot)

18,427—Verizon Center, Washington, D.C., NSF, April 9, 2009, Miami (OH) (4) vs. Bemidji St. (1); Boston U. (5) vs. Vermont (4)

18,276—Fleet Center%, Boston, CH, April 4, 1998, Michigan (3) vs. Boston College (2) (ot)

TOP 5 EAST/NORTHEAST REGIONAL ATTENDANCE SESSIONS

12,517—Worcester's Centrum Centre#, Worcester, Mass., March 27, 1999, Maine (7) vs. Clarkson (2), and New Hampshire (2) vs. Michigan (1) (ot)

12,407—Pepsi Arena^, Albany, N.Y., March 23, 1996, Vermont (2) vs. Lake Superior St. (1), and Boston U. (3) vs. Clarkson (2)

12,045—Worcester's Centrum Centre#, Worcester, Mass., March 27, 1993, Boston U. (4) vs. Northern Mich. (1), and Maine (6) vs. Minnesota (2)

11,976—Worcester's Centrum Centre#, Worcester, Mass., March 24, 2001, North Dakota (4) vs. Colorado Col. (3), and Boston College (3) vs. Maine (1)

11,888—Worcester's Centrum Centre#, Worcester, Mass., March 24, 2002, New Hampshire (4) vs. Cornell (3), and Maine (4) vs. Boston U. (3)

TOP 5 MIDWEST/WEST REGIONAL ATTENDANCE SESSIONS

11,492—Ralph Engelstad Arena, Grand Forks, N.D., March 25, 2006, North Dakota (5) vs. Holy Cross (2)

11,217—Pepsi Center, Denver, March 25, 2007, North Dakota (3) vs. Minnesota (2) (ot)

11,171—Pepsi Center, Denver, March 24, 2007, North Dakota (8) vs. Michigan (5)

11,161—Pepsi Center, Denver, March 24, 2007, Minnesota (4) vs. Air Force (3)

11,153—Ralph Engelstad Arena, Grand Forks, N.D., March 24, 2006, Holy Cross (4) vs. Minnesota (3) (ot), and North Dakota (5) vs. Michigan (1)

– Name changed to DCU Center in October 2004. % – Name changed to TD Banknorth Garden in March 2005. ^ – Name changed to Times Union Center in January 2007.

Frozen Four Attendance History

(1948-2010)

Year	City	Facility	Semi #1	Semi #2	3rd Place	Final	Total	Avg.
1948	Colorado Springs, Colo.	Broadmoor World Arena!	2,600	2,600	NA	2,700	7,900	2,633
1949	Colorado Springs, Colo.	Broadmoor World Arena!	*#2,800	*#2,800	#1,300	*#2,800	#9,700	#2,425
1950	Colorado Springs, Colo.	Broadmoor World Arena!	*#2,800	*#2,800	1,400	*3,000	10,000	2,500
1951	Colorado Springs, Colo.	Broadmoor World Arena!	*#2,800	*#2,800	#2,500	2,700	10,800	3,400
1952	Colorado Springs, Colo.	Broadmoor World Arena!	*#2,800	*#2,800	500	2,500	8,600	2,150
1953	Colorado Springs, Colo.	Broadmoor World Arena!	1,800	*#2,800	150	2,700	#7,450	#1,863
1954	Colorado Springs, Colo.	Broadmoor World Arena!	2,000	2,500	500	*2,800	7,800	1,950
1955	Colorado Springs, Colo.	Broadmoor World Arena!	*2,800	#2,800	700	2,700	#9,000	#2,250
1956	Colorado Springs, Colo.	Broadmoor World Arena!	*#2,800	2,600	2,800	*#2,800	11,000	2,750
1957	Colorado Springs, Colo.	Broadmoor World Arena!	2,800	2,500	2,000	*2,800	10,000	2,525
1958	Minneapolis	Williams Arena	4,300	6,909	3,863	7,878	22,950	5,738
1959	Troy, N.Y.	Houston Field House	3,620	4,850	3,160	6,000	17,630	4,408
1960	Boston	Matthews (Boston) Arena	2,500	4,909	1,308	3,783	12,500	3,125
1961	Denver	University of Denver Arena	4,623	*5,398	3,942	*5,363	19,326	4,832
1962	Utica, N.Y.	Utica Memorial Auditorium	1,854	3,118	2,269	*4,210	11,451	2,863
1963	Chestnut Hill, Mass.	McHugh Forum	*4,200	4,200	4,200	*4,200	#16,190	#4,048
1964	Denver	University of Denver Arena	4,074	3,980	2,928	*5,296	16,278	4,070
1965	Providence, R.I.	Meehan Auditorium	*2,600	*2,600	1,750	*2,600	9,550	2,388
1966	Minneapolis	Williams Arena	2,007	2,277	1,678	3,101	9,063	2,266
1967	Syracuse, N.Y.	Onondaga County War Memorial	5,147	4,276	*6,400	*6,571	22,394	5,599
1968	Duluth, Minn.	Duluth Arena	2,561	3,521	1,811	*5,453	13,346	3,337
1969	Colorado Springs, Colo.	Broadmoor World Arena!	3,500	3,000		4,625	12,725	3,181
		Cadet Ice Arena (third-place game)			1,600			
1970	Lake Placid, N.Y.	Olympic Arena	*2,000	*2,000	1,600	*2,000	7,600	1,900
1971	Syracuse, N.Y.	Onondaga County War Memorial	3,840	4,040	3,933	6,017	17,830	4,458
1972	Boston	Boston Garden	7,055	5,839	2,677	*14,995	30,566	7,642
1973	Boston	Boston Garden	6,766	6,216	2,331	8,055	23,368	5,842
1974	Boston	Boston Garden	6,213	6,703	2,871	7,132	22,919	5,730
1975	St. Louis	The Arena	**	3,801	**	6,838	10,639	5,320
1976	Denver	University of Denver Arena	4,479	*5,204	2,416	*5,311	17,410	4,353
1977	Detroit	Olympia Stadium	4,735	6,522	**	*14,437	25,694	8,565
1978	Providence, R.I.	Providence Civic Center+	8,136	8,200	5,199	*11,038	32,573	8,143
1979	Detroit	Olympia Stadium	2,743	4,105	**	7,011	13,859	4,620
1980	Providence, R.I.	Providence Civic Center+	5,132	5,138	3,838	5,811	19,919	4,980
1981	Duluth, Minn.	Duluth Arena	*5,354	*5,684	5,102	*5,420	21,560	5,390
1982	Providence, R.I.	Providence Civic Center+	7,123	8,568	5,264	9,272	30,227	7,557
1983	Grand Forks, N.D.	Ralph Engelstad Arena	*#6,000	*#6,000	*#6,000	*#6,370	24,370	6,093
1984	Lake Placid, N.Y.	Olympic Center	7,283	7,386	7,479	*7,813	29,961	7,490
1985	Detroit	Joe Louis Arena	10,552	12,484	**	16,282	39,318	13,106
1986	Providence, R.I.	Providence Civic Center+	4,923	6,976	4,596	8,341	24,836	6,209

Year	City	Facility	Semi #1	Semi #2	3rd Place	Final	Total	Avg.
1987	Detroit	Joe Louis Arena	6,526	13,093	**	16,632	36,251	12,084
1988	Lake Placid, N.Y.	Olympic Center	6,018	6,615	7,043	*7,906	27,582	6,896
1989	St. Paul, Minn.	St. Paul Civic Center	*15,347	*15,400	15,265	*15,406	61,418	15,355
1990	Detroit	Joe Louis Arena	**	11,853	NA	12,716	24,569	12,285
1991	St. Paul, Minn.	St. Paul Civic Center	11,651	11,723	NA	12,564	35,938	11,979
1992	Albany, N.Y.	Pepsi Arena^	9,775	11,444	NA	12,891	34,110	11,370
1993	Milwaukee	Bradley Center	*17,043	*17,444	NA	*17,704	52,191	17,397
1994	St. Paul, Minn.	St. Paul Civic Center	*15,199	*15,229	NA	*15,197	45,625	15,208
1995	Providence, R.I.	Providence Civic Center+	*11,484	*11,484	NA	*11,484	34,452	11,484
1996	Cincinnati	Riverfront Coliseum	11,041	11,273	NA	12,957	35,271	11,757
1997	Milwaukee	Bradley Center	*17,212	*17,375	NA	*17,537	52,124	17,375
1998	Boston	FleetCenter%	*17,989	*18,090	NA	*18,276	54,355	18,118
1999	Anaheim, Calif.	Arrowhead Pond of Anaheim	12,582	12,719	NA	14,447	39,748	13,249
2000	Providence, R.I.	Providence Civic Center+	*11,484	*11,484	NA	*11,484	34,452	11,484
2001	Albany, N.Y.	Pepsi Arena^	*13,252	*13,252	NA	*13,361	39,865	13,288
2002	St. Paul, Minn.	Xcel Energy Center	*19,316	*19,323	NA	*19,327	57,966	19,322
2003	Buffalo, N.Y.	HSBC Arena	*18,535	*18,551	NA	*18,659	55,745	18,582
2004	Boston	FleetCenter%	*18,036	*18,090	NA	*18,183	54,309	18,103
2005	Columbus, Ohio	Schottenstein Center	*17,116	*17,094	NA	*17,155	51,365	17,122
2006	Milwaukee	Bradley Center	*17,637	*17,691	NA	*17,758	53,086	17,695
2007	St. Louis	Scottrade Center	*18,857	*18,857	NA	*19,432	57,146	19,048
2008	Denver	Pepsi Center	*18,543	*18,544	NA	*18,632	55,719	18,573
2009	Washington, D.C.	Verizon Center	*18,427	*18,427	NA	*18,512	55,366	18,455
2010	Detroit	Ford Field	34,954	34,954	NA	37,592	107,500	35,833
2011	St. Paul, Minn.	Xcel Energy Center						
2012	Tampa, Fla.	St. Pete Times Forum						
2013	Pittsburgh	CONSOL Energy Center						
2014	Philadelphia	Wells Fargo Center						

Note: Attendance figures before 1980 are from game summaries or newspaper accounts; attendance figures since 1980 are from NCAA financial reports. Averages are per session. Third-place game was played 1949-89. # — Attendance estimated. * — Sellout. ** — Attendance included in second game of session. + — Name changed to Dunkin' Donuts Center in the spring of 2001. ^ — Name changed to Times Union Center in January 2007. % — Name changed to TD Banknorth Garden in March 2005. ! — Name changed to Broadmoor Ice Palace.

Regional Attendance History

(1992-2010)

Year	Regional	City	Facility	Combined Attendance	*Avg.
1992	East	Providence, R.I.	Providence Civic Center+		
	West	Detroit	Joe Louis Arena	33,253	8,313
1993	East	Worcester, Mass.	Worcester's Centrum Centre#		
	West	Detroit	Joe Louis Arena	28,242	7,061
1994	East	Albany, N.Y.	Pepsi Arena^		
	West	East Lansing, Mich.	Munn Ice Arena	30,391	7,598
1995	East	Worcester, Mass.	Worcester's Centrum Centre#		
	West	Madison, Wis.	Dane County Coliseum	31,172	7,793
1996	East	Albany, N.Y.	Pepsi Arena^		
	West	East Lansing, Mich.	Munn Ice Arena	30,507	7,627
1997	East	Worcester, Mass.	Worcester's Centrum Centre#		
	West	Grand Rapids, Mich.	Van Andel Arena	32,604	8,151
1998	East	Albany, N.Y.	Pepsi Arena^		
	West	Ann Arbor, Mich.	Yost Ice Arena	25,007	6,252
1999	East	Worcester, Mass.	Worcester's Centrum Centre#		
	West	Madison, Wis.	Dane County Coliseum	29,681	7,420
2000	East	Albany, N.Y.	Pepsi Arena^		
	West	Minneapolis	Mariucci Arena	34,969	8,742
2001	East	Worcester, Mass.	Worcester's Centrum Centre#		
	West	Grand Rapids, Mich.	Van Andel Arena	37,257	9,314
2002	East	Worcester, Mass.	Worcester's Centrum Centre#		
	West	Ann Arbor, Mich.	Yost Ice Arena	33,965	8,491
2003	East	Providence, R.I.	Dunkin' Donuts Center	10,223	5,112
	Northeast	Worcester, Mass.	Worcester's Centrum Centre#	15,482	7,741
	Midwest	Ann Arbor, Mich.	Yost Ice Arena	10,743	5,372
	West	Minneapolis	Mariucci Arena	19,031	9,516
2004	East	Albany, N.Y.	Pepsi Arena^	10,703	5,352
	Northeast	Manchester, N.H.	Verizon Wireless Arena	18,936	9,468
	Midwest	Grand Rapids, Mich.	Van Andel Arena	6,412	3,206
	West	Colorado Springs, Colo.	Colorado Springs World Arena	5,967	2,984
2005	East	Worcester, Mass.	DCU Center	17,055	8,527
	Northeast	Amherst, Mass.	Mullins Center	7,063	3,532
	Midwest	Grand Rapids, Mich.	Van Andel Arena	12,883	6,442
	West	Minneapolis	Mariucci Arena	18,637	9,319
2006	East	Albany, N.Y.	Pepsi Arena^	9,532	4,766
	Northeast	Worcester, Mass.	DCU Center	16,405	8,203
	Midwest	Green Bay, Wis.	Resch Center	15,945	7,973
	West	Grand Forks, N.D.	Ralph Englestad Arena	22,645	11,323

Year	Regional	City	Facility	Combined Attendance	*Avg.
2007	East	Rochester, N.Y.	Blue Cross Arena	7,774	3,887
	Northeast	Manchester, N.H.	Verizon Wireless Arena	18,030	9,015
	Midwest	Grand Rapids, Mich.	Van Andel Arena	10,402	5,201
2008	West	Denver	Pepsi Center	22,332	7,444
	East	Albany, N.Y.	Times Union Center	8,395	2,798
	Northeast	Worcester, Mass.	DCU Center	8,269	2,756
	Midwest	Madison, Wis.	Kohl Center	11,011	3,670
2009	West	Colorado Springs, Colo.	Colorado Springs World Arena	5,810	1,936
	East	Bridgeport, Conn.	Webster Arena at Harbor Yard†	25,434	8,478
	Northeast	Manchester, N.H.	Verizon Wireless Arena	21,629	7,210
	Midwest	Grand Rapids, Mich.	Van Andel Arena	11,274	3,758
2010	West	Minneapolis	Mariucci Arena	21,928	7,309
	East	Albany, N.Y.	Times Union Center	11,883	3,961
	Northeast	Worcester, Mass.	DCU Center	19,198	6,399
	Midwest	Fort Wayne, Ind.	Allen County War Memorial Coliseum	11,470	3,823
2011	West	St. Paul, Minn.	Xcel Energy Center	21,744	7,248
	East	Bridgeport, Conn.	Webster Bank Arena at Harbor Yard		
	Northeast	Manchester, N.H.	Verizon Wireless Arena		
	Midwest	Green Bay, Wis.	Resch Center		
	West	St. Louis	Scottrade Center		

Note: Attendance figures are from NCAA financial reports. *Average per session. + — Name changed to Dunkin' Donuts Center in the spring of 2001. # — Name changed to DCU Center in October 2004. ^ — Name changed to Times Union Center in January 2007. † — Name changed to Webster Bank Arena at Harbor Yard in January of 2011.

Arena and Site Facts

TOURNAMENT GAMES BY ARENA

- 39—Broadmoor World Arena%, Colorado Springs, Colo., 1948-94
- 39—DCU Center*, Worcester, Mass., 1993-2010
- 34—Times Union Center^, Albany, N.Y., 1992-2010
- 29—Dunkin' Donuts Center#, Providence, R.I., 1978-2003
- 22—Munn Ice Arena, East Lansing, Mich., 1984-96
- 20—Van Andel Arena, Grand Rapids, Mich., 1997-2009
- 19—Joe Louis Arena, Detroit, 1985-93
- 16—Dane County Coliseum, Madison, Wis., 1982-99
- 14—Williams Arena, Minneapolis, 1958-83
- 14—University of Denver Arena, Denver, 1961-86
- 13—Mariucci Arena, Minneapolis, 2000-09
- 12—Boston Garden, Boston, 1972-74
- 12—Duluth Arena, Duluth, Minn., 1968-85

%Formerly known as the Broadmoor Ice Palace

#Formerly known as the Providence Civic Center

*Formerly known as Worcester's Centrum Centre

^Formerly known as the Pepsi Arena

REGIONAL GAMES BY ARENA

- 39—DCU Center*, Worcester, Mass., 1993-2010
- 28—Times Union Center^, Albany, N.Y., 1994-2010
- 20—Van Andel Arena, Grand Rapids, Mich., 1997-2009
- 13—Mariucci Arena, Minneapolis, 2000-09
- 11—Yost Ice Arena, Ann Arbor, Mich., 1998-2003
- 9—Verizon Wireless Arena, Manchester, N.H., 2004-09
- 8—Joe Louis Arena, Detroit, 1992-93
- 8—Munn Ice Arena, East Lansing, Mich., 1994-96
- 8—Dane County Coliseum, Madison, Wis., 1995-99
- 7—Dunkin' Donuts Center#, Providence, R.I., 1992-2003

#Formerly known as the Providence Civic Center

*Formerly known as Worcester's Centrum Centre

^Formerly known as the Pepsi Arena

CHAMPIONSHIP GAMES BY ARENA

- 11—Broadmoor World Arena%, Colorado Springs, Colo., 1948-69
- 6—Providence Civic Center, Providence, R.I., 1978-2000
- 3—Boston Garden, Boston, 1972-74
- 3—University of Denver Arena, Denver, 1961-76
- 3—Joe Louis Arena, Detroit, 1985-90
- 3—St. Paul Civic Center, St. Paul, Minn., 1989-94
- 3—Bradley Center, Milwaukee, 1993-2006

%Formerly known as the Broadmoor Ice Palace

TOURNAMENT GAMES BY CITY

- 49—Colorado Springs, Colo., 1948-2008
- 39—Worcester, Mass., 1993-2010
- 38—Providence, R.I., 1965-2003
- 37—Boston, 1972-2004
- 36—Minneapolis, 1958-2009
- 34—Albany, N.Y., 1992-2010
- 30—Detroit, 1977-2010
- 22—East Lansing, Mich., 1984-96
- 20—Denver, 1961-2008
- 20—Grand Rapids, Mich., 1997-2009
- 19—Madison, Wis., 1982-2008

CHAMPIONSHIP GAMES BY CITY

- 11—Colorado Springs, Colo., 1948-69
- 7—Providence, R.I., 1965-2000
- 6—*Boston, 1960-2004
- 6—Detroit, 1977-2010
- 4—St. Paul, Minn., 1989-2002
- 4—Denver, 1961-2008
- 3—Lake Placid, N.Y., 1970-88
- 3—Milwaukee, 1993-2006
- 2—Minneapolis, 1958-66
- 2—Syracuse, N.Y., 1967-71
- 2—Duluth, Minn., 1968-81
- 2—Albany, N.Y., 1992-2001
- 2—St. Louis, 1975-2007

* Does not include 1963 championship game played in Chestnut Hill, Mass.

TOURNAMENT GAMES BY STATE

- 103—Michigan, 1977-2010
- 102—Massachusetts, 1960-2010
- 82—New York, 1959-2010
- 69—Colorado, 1948-2008
- 64—Minnesota, 1958-2010
- 38—Rhode Island, 1965-2003
- 31—Wisconsin, 1982-2008
- 11—North Dakota, 1982-2006
- 11—New Hampshire, 1982-2009
- 9—Maine, 1988-91
- 9—Ohio, 1978-2005

CHAMPIONSHIP GAMES BY STATE

- 15—Colorado, 1948-2008
- 10—New York, 1959-2003
- 8—Minnesota, 1958-2002
- 7—Rhode Island, 1965-2000
- 7—Massachusetts, 1960-2004
- 6—Michigan, 1977-2010
- 3—Wisconsin, 1993-2006
- 2—Ohio, 1996-2005
- 2—Missouri, 1975-2007
- 1—North Dakota, 1983
- 1—California, 1999
- 1—Washington, D.C., 2009

Game Arenas by Site

City/State	Facility	Year	Round	No. of Games
CALIFORNIA				
Anaheim	Arrowhead Pond of Anaheim	1999	Frozen Four	3
COLORADO				
Colorado Springs	Broadmoor Ice Palace	1948	Frozen Four	3
"	"	1949	Frozen Four	4
"	"	1950	Frozen Four	4
"	"	1951	Frozen Four	4
"	"	1952	Frozen Four	4
"	"	1953	Frozen Four	4
"	"	1954	Frozen Four	4
"	"	1955	Frozen Four	4
"	"	1956	Frozen Four	4
"	"	1957	Frozen Four	4
"	Broadmoor World Arena (name change)	1969	Semifinals and Final	3
"	Cadet Ice Arena	1969	Third-Place	1
"	Colorado Springs World Arena	2004	West Regional	3
"	"	2008	West Regional	3
Denver	University of Denver Arena	1961	Frozen Four	4
"	"	1964	Frozen Four	4
"	"	1976	Frozen Four	4
"	"	1986	Quarterfinals	2
"	Pepsi Center	2007	West Regional	3
"	"	2008	Frozen Four	3
CONNECTICUT				
Bridgeport	Arena at Harbor Yard	2009	East Regional	3
INDIANA				
Fort Wayne	Allen County War Memorial Coliseum	2010	Midwest Regional	3
MAINE				
Orono	Alfond Arena	1988	Quarterfinals	2
"	"	1989	Quarterfinals	3
"	"	1990	First Round	2
"	"	1991	Quarterfinals	2
MASSACHUSETTS				
Amherst	Mullins Center	2005	Northeast Regional	3
Boston	Boston Garden	1972	Frozen Four	4
"	"	1973	Frozen Four	4
"	"	1974	Frozen Four	4
"	FleetCenter	1998	Frozen Four	3
"	"	2004	Frozen Four	3
"	Matthews (Boston) Arena	1960	Frozen Four	4
"	"	1982	Quarterfinals	2
"	"	1988	First Round	2
"	Walter Brown Arena	1984	Quarterfinals	2
"	"	1986	Quarterfinals	2
"	"	1987	Quarterfinals	2
"	"	1990	First Round	3
"	"	1991	Quarterfinals	2
Cambridge	Bright Hockey Center	1983	Quarterfinals	2
"	"	1986	Quarterfinals	2
"	"	1987	Quarterfinals	2
"	"	1988	First Round	2
"	"	1989	Quarterfinals	2
Chestnut Hill	McHugh Forum	1963	Frozen Four	4
"	"	1985	Quarterfinals	2
"	Silvio O. Conte Forum	1989	First Round	2
"	"	1990	Quarterfinals	3
"	"	1991	First Round	2
Worcester	Worcester's Centrum Centre	1993	East Regional	4
"	"	1995	East Regional	4
"	"	1997	East Regional	4
"	"	1999	East Regional	4
"	"	2001	East Regional	4
"	"	2002	East Regional	4
"	"	2003	East Regional	3
"	DCU Center (name change)	2005	East Regional	3
"	"	2006	Northeast Regional	3
"	"	2008	Northeast Regional	3
"	"	2010	Northeast Regional	3
MICHIGAN				
Ann Arbor	Yost Ice Arena	1977	First Round	1
"	"	1991	First Round	1
"	"	1998	West Regional	4
"	"	2002	West Regional	4
"	"	2003	Midwest Regional	3
Detroit	Olympia Stadium	1977	Frozen Four	4
"	"	1979	Frozen Four	4
"	Joe Louis Arena	1985	Frozen Four	4

City/State	Facility	Year	Round	No. of Games
"	"	1987	Frozen Four	4
"	"	1990	Frozen Four	3
"	"	1992	West Regional	4
"	"	1993	West Regional	4
"	Ford Field	2010	Frozen Four	3
East Lansing	Munn Ice Arena	1984	Quarterfinals	2
"	"	1985	Quarterfinals	2
"	"	1986	Quarterfinals	2
"	"	1987	Quarterfinals	2
"	"	1989	Quarterfinals	3
"	"	1990	Quarterfinals	3
"	"	1994	West Regional	4
"	"	1996	West Regional	4
Grand Rapids	Van Andel Arena	1997	West Regional	4
"	"	2001	West Regional	4
"	"	2004	Midwest Regional	3
"	"	2004	Midwest Regional	3
"	"	2007	Midwest Regional	3
"	"	2009	Midwest Regional	3
Marquette	Lakeview Arena	1981	Quarterfinals	2
"	"	1989	First Round	3
"	"	1991	Quarterfinals	2
Sault Ste. Marie	Norris Ice Arena	1988	Quarterfinals	2
"	"	1989	First Round	2
"	"	1990	First Round	2
"	"	1991	Quarterfinals	3
MINNESOTA				
Duluth	Duluth Arena	1968	Frozen Four	4
"	"	1981	Frozen Four	4
"	"	1984	Quarterfinals	2
"	"	1985	Quarterfinals	2
Minneapolis	Williams Arena	1958	Frozen Four	4
"	"	1966	Frozen Four	4
"	"	1979	First Round	1
"	"	1980	First Round	1
"	"	1981	Quarterfinals	2
"	"	1983	Quarterfinals	2
"	Mariucci Arena I	1988	Quarterfinals	2
"	"	1989	Quarterfinals	2
"	"	1990	First Round	2
"	"	1991	First Round	3
"	Mariucci Arena II	2000	West Regional	4
"	"	2003	West Regional	3
"	"	2005	West Regional	3
"	"	2009	West Regional	3
St. Paul	St. Paul Civic Center	1989	Frozen Four	4
"	"	1991	Frozen Four	3
"	"	1994	Frozen Four	3
"	Xcel Energy Center	2002	Frozen Four	3
"	"	2010	West Regional	3
MISSOURI				
St. Louis	The Arena	1975	Frozen Four	4
"	Scottrade Center	2007	Frozen Four	3
NEW HAMPSHIRE				
Durham	Snively Arena	1982	Quarterfinals	2
Manchester	Verizon Wireless Arena	2004	Northeast Regional	3
"	"	2007	Northeast Regional	3
"	"	2009	Northeast Regional	3
NEW YORK				
Albany	Pepsi Arena	1992	Frozen Four	3
"	"	1994	East Regional	4
"	"	1996	East Regional	4
"	"	1998	East Regional	4
"	"	2000	East Regional	4
"	"	2001	Frozen Four	4
"	"	2004	East Regional	3
"	Times Union Center (name change)	2006	East Regional	3
"	"	2008	East Regional	3
"	"	2010	East Regional	3
Buffalo	HSBC Arena	2003	Frozen Four	3
Canton	Appleton Arena	1988	Quarterfinals	2
"	"	1989	First Round	2
Hamilton	Starr Rink	1990	Quarterfinals	2
Lake Placid	Olympic Arena	1970	Frozen Four	4
"	Olympic Center	1984	Frozen Four	4
"	"	1988	Frozen Four	4
Potsdam	Walker Arena	1981	Quarterfinals	2
"	"	1991	First Round	2
Rochester	Blue Cross Arena	2007	East Regional	3
Syracuse	Onondaga County War Memorial	1967	Frozen Four	4
"	"	1971	Frozen Four	4
Troy	Houston Field House	1959	Frozen Four	4
"	"	1984	Quarterfinals	2
"	"	1985	Quarterfinals	2
Utica	Utica Memorial Auditorium	1962	Frozen Four	4

City/State	Facility	Year	Round	No. of Games
NORTH DAKOTA				
Grand Forks	Ralph Engelstad Arena	1982	Quarterfinals	2
"	"	1983	Frozen Four	4
"	"	1987	Quarterfinals	2
"	"	2006	West Regional	3
OHIO				
Bowling Green	BGSU Ice Arena	1978	First Round	1
"	"	1988	First Round	2
Cincinnati	Riverfront Coliseum	1996	Frozen Four	3
Columbus	Schottenstein Center	2005	Frozen Four	3
RHODE ISLAND				
Providence	Meehan Auditorium	1965	Frozen Four	4
"	Schneider Arena	1978	First Round	1
"	"	1981	Quarterfinals	2
"	"	1983	Quarterfinals	2
"	Providence Civic Center	1978	Frozen Four	4
"	"	1980	Frozen Four	4
"	"	1982	Frozen Four	4
"	"	1986	Frozen Four	4
"	"	1992	East Regional	4
"	"	1995	Frozen Four	3
"	"	2000	Frozen Four	3
"	Dunkin' Donuts Center (name change)	2003	Northeast Regional	3
WASHINGTON, D.C.				
Washington, D.C.	Verizon Center	2009	Frozen Four	3
WISCONSIN				
Green Bay	Resch Center	2006	Midwest Regional	3
Madison	Dane County Coliseum	1982	Quarterfinals	2
"	"	1983	Quarterfinals	2
"	"	1988	First Round	2
"	"	1990	Quarterfinals	2
"	"	1995	West Regional	4
"	"	1999	West Regional	4
"	Kohl Center	2008	Mideast Regional	3
Milwaukee	Bradley Center	1993	Frozen Four	3
"	"	1997	Frozen Four	3
"	"	2006	Frozen Four	3

Future Championship Dates and Sites

REGIONALS

2011

EAST—MARCH 25-26

Webster Bank Arena at Harbor Yard, Bridgeport, Conn.
Yale University and Fairfield University, hosts

NORTHEAST—MARCH 26-27

Verizon Wireless Arena, Manchester, N.H.
University of New Hampshire, host

MIDWEST—MARCH 26-27

Resch Center, Green Bay, Wis.
Michigan Technological University, host

WEST—MARCH 25-26

Scottrade Center, St. Louis
Central Collegiate Hockey Association, host

2012

EAST—MARCH 23-24

Webster Bank Arena at Harbor Yard, Bridgeport, Conn.
Yale University and Fairfield University, hosts

NORTHEAST—MARCH 24-25

DCU Center, Worcester, Mass.
College of the Holy Cross, host

MIDWEST—MARCH 23-24

Resch Center, Green Bay, Wis.
Michigan Technological University, host

WEST—MARCH 24-25

Xcel Energy Center, St. Paul, Minn.
University of Minnesota, Twin Cities, host

FROZEN FOUR

2011 (64TH ANNUAL)

APRIL 7 AND 9

Xcel Energy Center, St. Paul, Minn.
University of Minnesota, Twin Cities, host

2012 (65TH ANNUAL)

APRIL 5 AND 7

St. Pete Times Forum, Tampa, Fla.
University of Alabama in Huntsville and the Tampa Bay Sports Commission, hosts

2013 (66TH ANNUAL)

APRIL 11 AND 13

CONSOL Energy Center, Pittsburgh
Robert Morris University, host

2014 (67TH ANNUAL)

APRIL 10 AND 12

Wells Fargo Center, Philadelphia
Eastern College Athletic Association, host

All-Time Tournament Field

Team Champions	53
Brackets	78



1948 CHAMPIONSHIP GAME, March 20 at Colorado Springs, Colo.**MICHIGAN 8, DARTMOUTH 4**

1948 Michigan – Front row (left to right): John McDonald, Owen McArdle, Connie Hill, Al Renfrew, Gordon McMillan, Wally Grant, Paul Malinowski. Middle row: Tom Bayless, Dick Starrak, Wally Gacek, Ross Smith, Ted Greer, head coach Vic Heyliger. Back row: Bill Jacobson, Leonard Brumm, Carl Isaacson, Clem Cossalter, Sam Stedman.

Dartmouth	2	2	0	—	4
Michigan	2	2	4	—	8

First Period: M – Wally Gacek (Wally Grant), :50; D – Bill Riley (Bob Merriam), 4:25; M – Gacek (Grant), 10:55; D – Crawford Campbell (unassisted), 17:25. **Penalties:** M – Ross Smith (boarding), 4:10; M – Dick Starrak (tripping), 16:00.

Second Period: D – Walt Crowley (B. Riley), 6:55; D – Arnie Oss (Jim Malone), 11:05; M – Grant (Gacek), 15:20; M – Gordon McMillan (Ted Greer), 16:40. **Penalties:** D – Crowley (high-sticking), 4:00; D – Howie Richmond (tripping), 9:40; M – Grant (tripping), 10:30; M – Al Renfrew (tripping), 11:10; M – Starrak (boarding), 14:00; M – Renfrew (boarding), 14:00; D – Campbell (hooking), 15:10.

Third Period: M – Grant (Gacek, Greer), 1:30; M – McMillan (Renfrew), 6:15; M – Gacek (Grant, Greer), 6:20; M – Greer (Gacek), 15:14. **Penalties:** D – Bob Thayer (boarding, major), 1:31; D – Thayer (misconduct), 7:30; M – Smith (boarding), 16:15; M – Leonard Brumm (charging), 18:00; D – Jack Kilmartin (slashing), 18:00.

Shots on goal: Dartmouth 12-9-8 – 29; Michigan 10-13-18 – 41. **Saves:** Dartmouth (Dick Desmond) 33; Michigan (John McDonald) 25. **Total Penalties:** Dartmouth 6; Michigan 8. **Officials:** Ed French, John Gustafson. **Attendance:** 2,700.

1949 CHAMPIONSHIP GAME, March 19 at Colorado Springs, Colo.**BOSTON COLLEGE 4, DARTMOUTH 3**

1949 Boston College – Kneeling: Team stickboy John Kelley Jr. Front row (left to right): Jack Mulhern, Walt Delore, Len Ceglarski, John McIntire, Warren Lewis, Bernie Burke, Jim Fitzgerald, Giles Threadgold, Fran Harrington, John Gallagher, Ed Songin. Back row: Manager Jack Connolly, assistant coach Jack Harvey, Ed Casey, Bill Walsh, John Mahler, Fred Talbot, Frank Shellenback, Ken Ahern, Ken Dooley, Norm Dailey, trainer Larry Sullivan, head coach Snooks Kelley.

Boston College	1	2	1	—	4
Dartmouth	2	0	1	—	3

First Period: BC – Warren Lewis (Jim Fitzgerald), 6:04; D – Walt Crowley (Arnie Oss), 10:34; D – Bill Riley (unassisted), 19:32. **Penalties:** D – Joe Riley.

Second Period: BC – John McIntire (Lewis, Fitzgerald), 3:43; BC – Len Ceglarski (Fran Harrington, Jack Mulhern), 13:04. **Penalties:** BC – McIntire; D – Gray.

Third Period: D – Al Kerivan (Crowley), 2:01; BC – Fitzgerald (Lewis), 6:47. **Penalties:** D – Mike Thayer; BC – Mulhern; BC – Mulhern (misconduct); D – B. Riley.

Shots on goal: Boston College 14-17-11 – 42; Dartmouth 10-11-8 – 29. **Saves:** Boston College (Bernie Burke) 26; Dartmouth (Dick Desmond) 38. **Total Penalties:** Boston College 3; Dartmouth 4. **Officials:** Bill Cleary, Jack McKee. **Attendance:** 2,800 (estimate).

1950 CHAMPIONSHIP GAME, March 18 at Colorado Springs, Colo.**COLORADO COL. 13, BOSTON U. 4**

1950 Colorado Col. – Front row (left to right): Harry Whitworth, trainer Rosie Collins, head coach Cheddy Thompson, Milo Yalich, athletics director Juan Reid, team mascot Bucky Reinking, Roy Ikola. Back row: Manager Neil Harrison, Jim Starrak, Carl Lawrence, Clark Wilder, Chris Ray, Bill MacDonald, Andy Gambucci, Tony Frasca, Ron Hartwell, Len Maccini, Bud Eastwood, Cam Berry, Burleson White, Gordon Atkinson.

Colorado Col.	0	3	10	—	13
Boston U.	1	0	3	—	4

First Period: BU – Ed Czarnota (Jack Garrity), 6:16. **Penalties:** BU – Bill Jurgelevich; BU – Lloyd Robinson; BU – Garrity; CC – Jim Starrak; CC – Milo Yalich; CC – Bud Eastwood.

Second Period: CC – Harry Whitworth (Starrak), 7:53; CC – Carl Lawrence (Tony Frasca, Cam Berry), 8:05; CC – Chris Ray (Ron Hartwell, Yalich), 14:27. **Penalties:** BU – Czarnota (major); BU – Jack Kelley; BU – Joe Folino; CC – Frasca.

Third Period: CC – Hartwell (unassisted), :52; CC – Ray (Whitworth), 5:26; BU – Kelley (Garrity), 6:47; CC – Whitworth (Hartwell, Ray), 9:49; CC – Ray (Whitworth), 11:20; CC – Hartwell (Ray, Whitworth), 11:34; CC – Frasca (Berry, Bill MacDonald), 13:03; CC – Berry (Frasca, MacDonald), 13:18; CC – Starrak (unassisted), 16:15; CC – Ray (unassisted), 16:39; BU – Garrity (Kelley), 18:21; CC – Frasca (Lawrence), 18:29; BU – Robert Bell (Robinson, Richard Bradley), 19:56. **Penalties:** CC – Len Maccini; CC – MacDonald.

Shots on goal: Colorado Col. 10-15-18 – 43; Boston U. 9-6-11 – 26. **Saves:** Colorado Col. (Roy Ikola) 22; Boston U. (Ralph Bevins) 30. **Total Penalties:** Colorado Col. 6; Boston U. 6. **Officials:** Jack McKee, John Blake. **Attendance:** 3,000.

1951 CHAMPIONSHIP GAME, March 17 at Colorado Springs, Colo.**MICHIGAN 7, BROWN 1**

Brown	0	0	1	—	1
Michigan	2	3	2	—	7

First Period: M – Eddie May (Gordon Naylor, Joe Marmo), 3:49; M – Gil Burford (Alex MacLellan), 15:24. **Penalties:** M – Marmo.

Second Period: M – Neil Celley (unassisted), 6:41; M – John McKennell (unassisted), 10:56; M – Al Bassey (Earl Keyes, MacLellan). **Penalties:** B – Maley 2.

Third Period: B – Tony Malo (Bob Wheeler), 7:54; M – McKennell (Burford, Keyes), 11:15; M – Celley (Burford), 19:38. **Penalties:** M – Bob Heathcott.

Shots on goal: Brown 5-4-11 – 20; Michigan 17-21-14 – 52. **Saves:** Brown (Don Whiston) 45; Michigan (Hal Downes) 19. **Total Penalties:** Brown 2; Michigan 2. **Officials:** Bill Cleary, Hank Frantzen. **Attendance:** 2,700.



1951 Michigan – Front row (left to right): Al Bassey, Earl Keyes, Joe Marmo, Alex MacLellan, Bob Heathcott. Back row: Gil Burford, Harry Stuhldreher, John McKennell, Neil Celley, Eddie May, Gordon Naylor, John Matchefts, Hal Downes, Carl Isaacson, Graham Cragg.

1952 CHAMPIONSHIP GAME, March 15 at Colorado Springs, Colo.**MICHIGAN 4, COLORADO COL. 1**

Michigan	3	1	0	—	4
Colorado Col.	0	1	0	—	1

First Period: M – George Chin (Doug Philpott), 11:35; M – Earl Keyes (Jim Haas, Reggie Shave), 16:29; M – Philpott (unassisted), 19:07. **Penalties:** M – Shave (tripping); CC – Cameron Berry (tripping); CC – Fred Eastwood (tripping); M – Doug Mullen (holding).

Second Period: CC – Berry (Dick Kennific), 5:00; M – Graham Cragg (Alex MacLellan), 10:12. **Penalties:** M – Haas (advancing puck with hand); CC – Eastwood (slashing); M – Cragg (holding); CC – Ed Robson (tripping); M – Cragg (misconduct).

Third Period: **Penalties:** M – Ron Martinson (advancing puck with hand); M – John McKennell (tripping); CC – Berry (tripping); CC – Eastwood (tripping).

Shots on goal: Michigan 19-16-15 – 50; Colorado Col. 10-13-9 – 32. **Saves:** Michigan (Willard Ikola) 31; Colorado Col. (Ken Kinsley) 46. **Total Penalties:** Michigan 7; Colorado Col. 6. **Officials:** Herb Gallagher, Hank Frantzen. **Attendance:** 2,500.



1952 Michigan – Front row (left to right): John McKennell, Earl Keyes, Tournament Queen Leslie Lockhart, Ron Martinson, George Chin, Willard Ikola, Jim Haas. Back row: Eddie May, Joe Marmo, head coach Vic Heyliger, Carl Isaacson, Bob Heathcott, Alex MacLellan, Graham Cragg, Pat Cooney, Paul Pelow, Reggie Shave, Doug Philpott, Doug Mullen, Chuck Hyman. Not pictured: John Matchefts. Tournament queen: Leslie Lockhart.

1953 CHAMPIONSHIP GAME, March 14 at Colorado Springs, Colo.**MICHIGAN 7, MINNESOTA 3**

Minnesota	2	0	1	—	3
Michigan	1	2	4	—	7

First Period: MIC – Jim Haas (Alex MacLellan), 5:48; MIN – Dick Meredith (Ken Yackel), 8:39; MIN – Dick Dougherty (Gene Campbell), 11:34.

Second Period: MIC – Doug Philpott (Reggie Shave), 6:15; MIC – Doug Mullen (George Chin, Pat Cooney), 11:08. **Penalties:** MIC – Lou Paolatto 2; MIC – Cooney; MIC – MacLellan.

Third Period: MIC – John Matchefts (unassisted), 3:38; MIC – Haas (unassisted), 7:17; MIC – Philpott (Haas), 9:14; MIN – Yackel (Bob Johnson, Dougherty), 10:42; MIC – Matchefts (Philpott), 19:49. **Penalties:** MIN – Tom Wegleitner; MIN – Jim Tschida; MIC – Haas; MIC – Shave.

Shots on goal: Minnesota 12-10-6 – 28; Michigan 14-11-9 – 34. **Saves:** Minnesota (Jim Mattson) 27; Michigan (Willard Ikola) 25. **Total Penalties:** Minnesota 2; Michigan 6. **Officials:** Bill Stewart, Hank Frantzen. **Attendance:** 2,700.



1953 Michigan – Back Row: Head Coach Vic Heyliger, Ron Martinson, Doug Philpott, Alex MacLellan, Reggie Shave, Earl Keyes, Jim Haas, Lou Paolatto, Trainer Carl Isaacson. Front Row: Willard Ikola, George Chin, Pat Cooney, John McKennell, John Matchefts, Doug Mullen, Telly Mascarin, Bill Lucier.

1954 CHAMPIONSHIP GAME, March 13 at Colorado Springs, Colo.

RENSSELAER 5, MINNESOTA 4 (OT)



1954 Rensselaer – Bob Fox, Gordie Peterkin, Ambrose Mosco, Jim Shildneck, Frank Chiarelli, Frank Paradise, Abbie Moore, head coach Ned Harkness, Harry Williams, John Magadini, Lloyd Bauer, Erik Larson, Bruce Baum, Jim Pope, Marty Karch, assistant coach Bill Harkness.

Minnesota 0 2 2 0 — 4
Rensselaer 2 1 1 1 — 5

First Period: R – Abbie Moore (Ambrose Mosco), 17:07; R – Frank Chiarelli (Paradise), 19:42 (pp). **Penalties:** M – Dick Meredith, 14:21; M – John Monahan, 18:21.

Second Period: R – Mosco (Magadini), 2:43; M – Ken Yackel (unassisted), 3:09; M – Dick Dougherty (Gene Campbell), 5:32. **Penalties:** R – Bauer, 7:39; M – George Jetty, 11:28; M – Meredith (charging), 14:17.

Third Period: M – John Mayasich (Dougherty), 1:29; M – Dougherty (Mayasich), 8:25; R – Moore (Chiarelli), 18:18. **Penalties:** R – Pope, 1:54; R – Paradise, 2:25.

Overtime: R – Gordie Peterkin (Magadini), 1:34.

Shots on goal: Minnesota 8-14-22-0 – 44; Rensselaer 10-10-4-2 – 26. **Saves:** Minnesota (Jim Mattson) 21; Rensselaer (Bob Fox) 40. **Total Penalties:** Minnesota 4; Rensselaer 3. **Power plays:** Minnesota 0 for 3; Rensselaer 1 for 4. **Officials:** Ed Barry, Charles MacVeigh. **Attendance:** 2,800.

1955 CHAMPIONSHIP GAME, March 12 at Colorado Springs, Colo.

MICHIGAN 5, COLORADO COL. 3



1955 Michigan – Front row (left to right): Head coach Vic Heyliger, Mike Buchanan, Bob Schiller, Bill MacFarland, Tom Rendall, Yves Hebert, Dick Dunnigan. Back row: Bill Lucier, Neil Buchanan, Bernie Hanna, Baden Cosby, Bob Pitts, Lorne Howes, Jay Gould, Jerry Karpinka, Carl Isaacson.

Colorado Col. 1 0 2 — 3
Michigan 2 0 3 — 5

First Period: M – Tom Rendall (unassisted), 2:38; CC – unknown. M – Neil Buchanan (Mike Buchanan), 19:23. **Penalties:** CC – Bunt Hubchik; M – Bernie Hanna; M – Bob Schiller 2; CC – Hal Cowan 2; M – Lorne Howes; CC – Don Wishart; M – Neil Buchanan.

Third Period: M – Jay Gould (unassisted), 6:18; CC – Wishart (Hubchik), 7:34; M – Jerry Karpinka (Dick Dunnigan), 8:31; CC – Clare Smith (Doug Silverberg), 17:23; M – Bill MacFarland (unassisted), 19:57 (en). **Penalties:** M – Gould; M – Schiller; CC – Hubchik; CC – C. Smith; CC – Hubchik 2; M – Karpinka; M – M. Buchanan.

Shots on goal: Colorado Col. 12-15-23 – 50; Michigan 9-6-11 – 26. **Saves:** Colorado Col. (Jeff Simus) 21; Michigan (Howes) 47. **Total Penalties:** Colorado Col. 8; Michigan 9. **Officials:** Bob Barry, Jim Edgeworth. **Attendance:** 2,700.

1956 CHAMPIONSHIP GAME, March 17 at Colorado Springs, Colo.

MICHIGAN 7, MICHIGAN TECH 5



1956 Michigan – Front row (left to right): Lorne Howes, Jerry Karpinka, Ed Switzer, Bill MacFarland, Neil Buchanan, Jay Gould. Back row: Mike Buchanan, Dick Brown, Bernie Hanna, Dick Dunnigan, Bob Schiller, Neil McDonald, head coach Vic Heyliger, Tom Rendall, Carl Isaacson, Don McIntosh, Wally Maxwell, Bob Pitts. Tournament Queen: Jackie LeClair.

Michigan Tech 3 2 0 — 5
Michigan 4 3 0 — 7

First Period: M – Ed Switzer (Neil McDonald), :23; MT – Dick Wilson (Jack McManus), 2:42; M – McDonald (Bob Schiller), 9:22; M – Don McIntosh (Tom Rendall), 10:14; MT – Pete Aubry (unassisted), 11:04; M – Schiller (McDonald), 13:11; MT – Wilson (unassisted), 19:45. **Penalties:** M – Bob Pitts (interference), 10:33; MT – Tony Cuculic (illegal check), 12:22.

Second Period: MT – Tom Kennedy (Wilson), 4:47; MT – Aubry (Wilson), 7:25; M – Switzer (Bernie Hanna), 7:58; M – Switzer (Dick Dunnigan), 14:28; M – McDonald (unassisted), 14:49. **Penalties:** MT – Cliff Wylie (high-sticking), 4:01; M – Switzer (illegal check), 5:29; M – Schiller (slashing), 6:58; MT – Kennedy (tripping), 7:44; MT – Ken Stenlund (elbowing), 12:43; M – Jerry Karpinka (roughing), 19:03; M – Rendall (fighting), 19:03; MT – Stenlund (fighting), 19:03.

Shots on goal: Michigan Tech 22-10-10 – 42; Michigan 14-14-11 – 39. **Saves:** Michigan Tech (Bob McManus) 32; Michigan (Lorne Howes) 37. **Total Penalties:** Michigan Tech 5; Michigan 5. **Officials:** Bill Stewart, Dick Noblet. **Attendance:** 2,800 (estimate).

1957 CHAMPIONSHIP GAME, March 16 at Colorado Springs, Colo.**COLORADO COL. 13, MICHIGAN 6**

Michigan	3	1	2	—	6
Colorado Col.	3	3	7	—	13

First Period: CC – Bob McCusker (Ike Scott, Dick McGhee), 3:15; CC – Bill Hay (McCusker), 8:04; CC – McCusker (Hay, Gerald Capello), 11:39; M – Dick Dunnigan (unassisted), 13:14; M – Neil McDonald (unassisted), 17:30; M – John Hutton (McDonald), 17:57. **Penalties:** CC – Bob Southwood; CC – Bunt Hubchik.

Second Period: CC – Murray Dea (Ron Laughlin), 4:52; CC – John Andrews (Hubchik), 6:18; M – Ed Switzer (Dunnigan), 10:18; CC – Hay (McCusker, McGhee), 14:05. **Penalties:** CC – Gary Hughes; M – Bob Schiller; M – Schiller.

Third Period: CC – McCusker (Dea), 1:23; CC – Harley Patterson (Harry Harasyn), 6:20; CC – Don Hersack (Hubchik, Andrews), 9:10; CC – Harasyn (Patterson), 12:59; CC – McCusker (Hay), 13:47; CC – Hersack (Hubchik), 14:53; M – Tom Rendall (Garry Starr), 15:15; CC – Don Wishart (George deRappard), 16:11; M – McDonald (Switzer), 16:36. **Penalties:** CC – McCusker; CC – Gerald Capello; M – Dunnigan; M – Rendall.

Shots on goal: Michigan 10-7-11 – 28; Colorado Col. 10-17-17 – 44. **Saves:** Michigan (Ross Childs) 31; Colorado Col. (Bob Southwood) 22. **Total Penalties:** Michigan 4; Colorado Col. 5. **Officials:** Frank Bell, Mark Olson, Bill Riley. **Attendance:** 2,800.



1957 Colorado Col. – Front row (left to right): Jerry Art, Ron Laughlin, Bunt Hubchik, Gary Hughes, Don Wishart, Bill Hay, Bob McCusker, Ike Scott, Howie Viger. Middle row: Head coach Tom Bedecki, Bob Tanner, Harry Harasyn, Gerald Capello, Ron Villeneuve, John Andrews, trainer Rosie Collins. Back row: Manager Pete Gazzola, Dick McGhee, George deRappard, Murray Dea, Harley Patterson, Bob Southwood.

1958 CHAMPIONSHIP GAME, March 15 at Minneapolis**DENVER 6, NORTH DAKOTA 2**

North Dakota	1	0	1	—	2
Denver	0	3	3	—	6

First Period: ND – Ed Thomlinson (Bill Steenson), 6:21. **Penalties:** D – Jim Brown (holding); ND – Ron King (high-sticking); D – Ed Zemrau (illegal check); D – Zemrau (tripping); D – Zemrau (interference); ND – King (slashing).

Second Period: D – Brown (Barry Sharp), 7:18; D – Bruce Walker (Murray Massier, Walt Dingwall), 10:39; D – Dingwall (Massier, Zemrau), 10:58. **Penalties:** ND – Bill Steenson (charging); D – Zemrau (high-sticking); ND – Reg Morelli (high-sticking); ND – Ralph Lyndon (elbowing).

Third Period: ND – Joe Poole (King), 5:21; D – Massier (Wayne Klinck, Bruce Walker), 7:18; D – Sharp (Con Collie), 13:49; D – Dennis Slinn (Massier, John Godfrey), 16:17. **Penalties:** D – Godfrey (illegal check).

Shots on goal: North Dakota 8-10-5 – 23; Denver 10-13-5 – 28. **Saves:** North Dakota (Bob Peabody) 22; Denver (Rodney Schneck) 21. **Total Penalties:** North Dakota 5; Denver 6. **Officials:** Walter Fitzgerald, Bob Gilray. **Attendance:** 7,878.



1958 Denver – Front row (left to right): Alan Cook, Wayne Klinck, head coach Murray Armstrong, Ed Zemrau, Rodney Schneck. Middle row: Murray MacDonald, Gordon Gresswell, Bruce Walker, Con Collie, Dennis Slinn. Back row: Blair Livingstone, Barry Sharp, Al Barnhill, Walt Dingwall, Murray Massier, Jim Brown, John Godfrey, John MacMillan.

1959 CHAMPIONSHIP GAME, March 14 at Troy, N.Y.**NORTH DAKOTA 4, MICHIGAN ST. 3 (OT)**

North Dakota	0	3	0	1	—	4
Michigan St.	1	0	2	0	—	3

First Period: MS – Ed Pollesell (Tom Mustonen, Andre LaCoste), 14:38. **Penalties:** MS – Bob Armstrong (cross-checking), 8:42; MS – Ed Pollesell (slashing), 15:40; ND – Ralph Lyndon (interference), 18:32.

Second Period: ND – Lyndon (Reg Morelli, Art Miller), 7:21; ND – Jerry Walford (Ron King, Bernie Haley), 8:57; ND – Stan Paschke (Lyndon), 9:37. **Penalties:** ND – Miller (tripping), 4:11; ND – Morelli (hooking), 11:19; MS – Bob Norman (cross-checking), 12:43; ND – Miller (roughing), 13:28; MS – Bruno Pollesell (roughing), 13:28; ND – Guy LaFrance (tripping), 15:29; ND – Julian Brunetta (interference), 16:47.

Third Period: MS – LaCoste (Jack Roberts, Norman), 8:05; MS – Roberts (LaCoste), 16:20. **Penalties:** ND – Brunetta (high-sticking), 4:36; MS – Norman (high-sticking), 4:36; MS – E. Pollesell (tripping), 8:49; MS – Norman (high-sticking), 16:38; ND – Les Merrifield (interference), 16:38.

Overtime: ND – Morelli (Miller, LaFrance), 4:18. **Penalties:** MS – Tom Mustonen (tripping), 3:01; ND – Lyndon (tripping), 3:13.

Shots on goal: North Dakota 5-17-7-1 – 30; Michigan St. 6-4-13-1 – 24. **Saves:** North Dakota (George Gratton) 21; Michigan St. (Joe Selinger) 26. **Total Penalties:** North Dakota 9 for 18 minutes; Michigan St. 8 for 16 minutes. **Power plays:** North Dakota 0 for 5; Michigan St. 0 for 5. **Officials:** Bob Barry, Vince Riley. **Attendance:** 6,000.



1959 North Dakota – Front row (left to right): Assistant manager Tom Neal, George Gratton, Bob Began, Joe Poole, Bill Steenson, Julian Brunetta, Stan Paschke, Bob Peabody, manager Ted Kotyk. Middle row: Ron King, Bart Larson, Ralph Lyndon, Jerry Fox, Garth Perry, Guy LaFrance, Art Miller. Back row: Head coach Bob May, Bernie Haley, Pete Gazley, Ken Wellen, Steve Thullner, Les Merrifield, Ed Thomlinson, Reg Morelli, assistant coach Barry Thorndycraft. Not pictured: Gerry Walford.

1960 CHAMPIONSHIP GAME, March 19 at Boston**DENVER 5, MICHIGAN TECH 3**

1960 Denver – Front row (left to right): Grant Munro, Con Collie, Murray MacDonald, Bruce Walker, George Kirkwood, John MacMillan, Ray Hamlin, Al Barnhill, Marty Howe. Back row: Head coach Murray Armstrong, Norb Kemp, Max Geisthardt, Terry Lomnes, Bill Masterton, Ken Williamson, Dick Jacob, Jerry Walker, Trent Beatty, George Konik, Paul Josephson, Paul DiNapoli.

Michigan Tech	0	3	0	—	3
Denver	1	1	3	—	5

First Period: D – Jerry Walker (Bill Masterton, Con Collie), 10:51. **Penalties:** MT – Bob Hauswirth (tripping), 15:28; D – George Konik (hooking), 16:25; D – Collie (tripping), 18:51.

Second Period: D – Grant Munro (Max Geisthardt), 12:42; MT – Paul Coppo (John Kosianic), 14:17 (pp); MT – Jerry Sullivan (John Pascht, Lou Angotti), 16:27; MT – Gerald Fabbro (Kosianic, Coppo), 19:02. **Penalties:** D – John MacMillan (holding), 9:21; D – J. Walker (hooking), 13:27.

Third Period: D – Konik (unassisted), 2:30; D – MacMillan (Marty Howe), 18:57; D – MacMillan (J. Walker), 19:48 (en). **Penalties:** D – Murray MacDonald (illegal check), 7:24.

Shots on goal: Michigan Tech 6-16-6 – 28; Denver 7-9-12 – 28. **Saves:** Michigan Tech (George Cuculick) 23; Denver (George Kirkwood) 25. **Total Penalties:** Michigan Tech 1 for 2 minutes; Denver 5 for 10 minutes. **Power plays:** Michigan Tech 1 for 5; Denver 0 for 1. **Officials:** Vince Riley, Bob Gilray. **Attendance:** 3,783.

1961 CHAMPIONSHIP GAME, March 18 at Denver**DENVER 12, ST. LAWRENCE 2**

1961 Denver – Front row (left to right): Marty Howe, George Konik, George Kirkwood, Grant Munro, Bill Masterton, Paul Josephson. Middle row: Trent Beatty, Terry Lomnes, Marshall Johnston, head coach Murray Armstrong, Ken Williamson, Jerry Duffus, John Art, Jerry Walker. Back row: Norb Kemp, Dymetry Warnyca, Jack Wilson, Dick Jacob, Max Geisthardt, Greg Lacomby, Paul DiNapoli.

Denver	5	4	3	—	12
St. Lawrence	2	0	0	—	2

First Period: SL – John Mason (Ron Mason, Gary Corby), 1:22; D – Bill Masterton (Trent Beatty, Jerry Walker), 3:19; D – Beatty (Masterton, Grant Munro), 7:21; D – Walker (Beatty), 12:09; SL – Buster Dower (Terry Slater), 13:14; D – Jerry Duffus (Ken Williamson, Jon Art), 14:51; D – Masterton (Munro, Walker), 15:49. **Penalties:** SL – R. Mason (hooking), 8:10; D – Marty Howe (elbowing), 15:54; SL – Roland Anderson (slashing), 15:54.

Second Period: D – Beatty (Masterton, Walker), 5:33; D – Munro (Terry Lomnes), 6:57; D – George Konik (Paul Josephson, Jack Wilson), 11:31 (pp); D – Williamson (Art, Wilson), 17:47 (pp). **Penalties:** SL – Arlie Parker (cross-checking), 10:54; D – Wilson (tripping), 12:37; D – Wilson (tripping), 14:58; SL – Parker (checking in offensive zone), 16:50.

Third Period: D – Masterton (Konik), 10:46 (pp); D – Munro (Josephson), 12:15 (pp); D – Lomnes (unassisted), 16:57. **Penalties:** D – Konik (tripping; Anderson missed penalty shot), 5:13; SL – Slater (high-sticking, injury), 10:15; D – Beatty (interference), 19:54.

Shots on goal: Denver 20-17-13 – 50; St. Lawrence 6-8-5 – 19. **Saves:** Denver (George Kirkwood) 17; St. Lawrence (Richie Broadbelt) 38. **Total Penalties:** Denver 5 for 10 minutes; St. Lawrence 5 for 13 minutes. **Power plays:** Denver 4 for 6; St. Lawrence 0 for 4. **Officials:** Bob Gilray, Vince Reilly. **Attendance:** 5,363.

1962 CHAMPIONSHIP GAME, March 17 at Utica, N.Y.**MICHIGAN TECH 7, CLARKSON 1**

1962 Michigan Tech – Front row (left to right): Phil McVittie, Al Merlo, Elov Seger, Jerry Sullivan, Lou Angotti, Henry Akervall, Don Hermanson, Garry Bauman. Middle row: Assistant coach Bill Lucier, Mike Draper, Pat Casey, Gary Begg, Bob Pallante, Barry Johnson, John Ivanitz, head coach John MacInnes. Back row: Student manager Tom Bliss, Al Patterson, Scott Watson, Norm Wimmer, Gene Rebellato, Bob Mikesch, athletics director Alan J. Bovard.

Michigan Tech	3	0	4	—	7
Clarkson	1	0	0	—	1

First Period: MT – John Ivanitz (unassisted), :38; MT – Ivanitz (Jerry Sullivan), 5:58; MT – Sullivan (Al Merlo, Gene Rebellato), 9:26; C – Joe LaPointe (Hal Pettersen), 19:42 (pp). **Penalties:** C – Bob Taylor (checking in offensive zone), 9:40; MT – Bob Pallante (elbowing), 13:33; MT – Pallante (interference), 18:35.

Second Period: **Penalties:** C – Corby Adams (illegal check), 1:32; MT – Merlo (slashing), 6:56; MT – Norm Wimmer (elbowing), 10:12; MT – Henry Akervall (interference), 12:04.

Third Period: MT – Sullivan (Ivanitz, Rebellato), :38; MT – Ivanitz (Rebellato, Sullivan), 4:53; MT – Lou Angotti (unassisted), 6:14; MT – Angotti (unassisted), 19:20. **Penalties:** MT – Elov Seger (board checking), 9:05; MT – Pallante (spearing), 10:52; MT – Rebellato (holding), 16:55; MT – Pallante (holding), 18:10; C – Frank Schmeler (tripping), 18:17.

Shots on goal: Michigan Tech 12-16-16 – 44; Clarkson 12-13-15 – 40. **Saves:** Michigan Tech (Garry Bauman) 39; Clarkson (Wayne Gibbons) 37. **Total Penalties:** Michigan Tech 9 for 18 minutes; Clarkson 3 for 6 minutes. **Power plays:** Michigan Tech 0 for 3; Clarkson 1 for 9. **Officials:** Eddie Barry, Bob Gilray. **Attendance:** 4,210.

1963 CHAMPIONSHIP GAME, March 16 at Chestnut Hill, Mass.**NORTH DAKOTA 6, DENVER 5**

North Dakota	5	1	0	—	6
Denver	2	2	1	—	5

First Period: ND – Don Stokalak (Dave Merrifield, Bob Bartlett), 1:57; ND – Al McLean (Bartlett, John Sutherland), 3:11; ND – Ernie Dyda (Jack Matheson, Merrifield), 7:25 (sh); D – Greg Lacomby (Jim Kenning, Dominic Fragomeni), 12:55; D – Bob Hamill (Jack Wilson, Jon Art), 13:13; ND – Stokalak (Maurice Roberge), 14:20; ND – Matheson (Don Ross), 15:14. **Penalties:** ND – George Goodacre (cross-checking), 6:17.

Second Period: ND – McLean (unassisted), 5:01 (pp); D – Lacomby (Wilson, Marshall Johnston), 7:05 (pp); D – Hamill (Bill Staub), 13:09 (pp). **Penalties:** D – Lacomby (holding), 3:15; ND – Roberge (holding), 5:17; ND – Matheson (tripping), 10:10; ND – Matheson (tripping), 12:25.

Third Period: D – Hamill (Doug Kowel, Johnston), 13:19. **Penalties:** D – Johnston (tripping), 3:11; ND – Bartlett (holding), 4:51; D – Kowel (interference), 6:19.

Shots on goal: North Dakota 15-15-9 – 39; Denver 7-8-2 – 17. **Saves:** North Dakota (Joe Lech) 12; Denver (Rudy Unis) 33. **Total Penalties:** North Dakota 5 for 10 minutes; Denver 3 for 6 minutes. **Power plays:** North Dakota 1 for 3; Denver 2 for 5. **Officials:** Andy Gambucci, Bob Gilray. **Attendance:** 4,200.



1963 North Dakota – Front row (left to right): Dudley Otto, Bill Selman, Dan Storsteen, Maurice Roberge, George Goodacre, Dave Merrifield, George Baland. Middle row: Head coach Barry Thorndycraft, Bob Bartlett, Jack Matheson, Bill Borlase, John Sutherland, George Chigol, Peter Stasiuk, Joe Lech. Back row: Assistant coach Bob Peters, Al McLean, Ernie Dyda, Don Ross, Arnie Steeves, Will Stirrett, Wayne Gurba, Don Stokalak, manager Murray Olson.

1964 CHAMPIONSHIP GAME, March 21 at Denver**MICHIGAN 6, DENVER 3**

Michigan	1	2	3	—	6
Denver	0	2	1	—	3

First Period: M – Wilf Martin (Alex Hood, Tom Polonic), 17:48. **Penalties:** M – Ron Coristine (interference), 1:46; M – Roger Galipeau (slashing), 2:28; D – Dave Paderski (holding), 7:12; M – Barry MacDonald (tripping), 11:32; M – Ted Henderson (interference), 18:20.

Second Period: M – Mel Wakabayashi (Bob Ferguson, Gordon Wilkie), 2:19 (pp); M – Jack Cole (Wilkie), 3:22; D – Bill Staub (Andy Herrebout, Bob Lindsay), 5:34 (pp); D – Ron Livingstone (Emory Sampson, Ron Naslund), 17:24. **Penalties:** D – Sampson (charging), :32; M – Ferguson (hooking), 4:08; D – Myles Gillard (roughing), 6:55; M – Polonic (roughing), 6:55; D – Wayne Smith (interference), 19:27.

Third Period: M – Cole (Polonic, Wilkie), 4:08; D – Smith (Herrebout), 9:54 (pp); M – Wakabayashi (Coristine, Ferguson), 16:49; M – Hood (Polonic, Martin), 18:24. **Penalties:** M – Polonic (misconduct), 4:08; M – Ferguson (hooking), 9:30; M – Galipeau (roughing), 12:19; D – Staub (roughing), 12:19; M – MacDonald (cross-checking), 12:32; M – Galipeau (interference), 19:16.

Shots on goal: Michigan 7-6-16 – 29; Denver 15-10-9 – 34. **Saves:** Michigan (Bob Gray) 31; Denver (Buddy Blom) 23. **Total Penalties:** Michigan 11 for 30 minutes; Denver 5 for 10 minutes. **Power plays:** Michigan 1 for 3; Denver 2 for 9. **Officials:** Andy Gambucci, Bob Gilray. **Attendance:** 5,296.



1964 Michigan – Front row (left to right): Bob Gray, George Forrest, Gary Butler, Gordon Wilkie, Ron Coristine, Dave Newton, Bill Bieber. Middle row: Head coach Al Renfrew, Marty Read, Alex Hood, Bob Ferguson, Roger Galipeau, Tom Polonic, Pierre Dechaine, Len Tittlebaum. Back row: Gus Crouch, Mel Wakabayashi, Jack Cole, Rick Day, Ted Henderson, Barry MacDonald, Wilf Martin.

1965 CHAMPIONSHIP GAME, March 20 at Providence, R.I.**MICHIGAN TECH 8, BOSTON COLLEGE 2**

Boston College	0	1	1	—	2
Michigan Tech	3	4	1	—	8

First Period: MT – Gary Milroy (Wayne Weller), 7:28; MT – Weller (Al Holm, Milroy), 13:12; MT – Bob Wilson (Pete Leiman), 18:56 (pp). **Penalties:** BC – John Moylan, 6:00; MT – Terry Ryan, 6:00; MT – Colin Patterson, 8:47; MT – Ed Caterer, 10:52; BC – Woody Johnson, 16:57.

Second Period: MT – Patterson (Wilson), 2:13; MT – Fred Dart (Steve Yoshino, Bob Toothill), 3:37; MT – Milroy (Bruce Riutta), 14:58 (pp); BC – E.J. Breen (Ralph Toran), 17:24 (pp); MT – Weller (Milroy), 19:26. **Penalties:** BC – Frank Kearns, 4:02; MT – Dennis Huculak, 12:04; BC – Jim Mullen, 14:23; MT – Milroy, 16:06; MT – Dave Confrey, 16:31; BC – Johnson, 19:32; MT – Weller, 19:32; MT – Holm, 19:32.

Third Period: BC – Mullen (Phil Dyer, John Cuniff), 6:02; MT – Wilson (unassisted), 17:58. **Penalties:** BC – Toran, 2:08; MT – Huculak, 10:47; BC – Kearns, 10:47; MT – Ryan, 14:17.

Shots on goal: Boston College 5-11-11 – 27; Michigan Tech 10-14-11 – 35. **Saves:** Boston College (Pat Murphy) 27; Michigan Tech (Tony Esposito) 25. **Total Penalties:** Boston College 7 for 14 minutes; Michigan Tech 10 for 20 minutes. **Power plays:** Boston College 1 for 7; Michigan Tech 2 for 4. **Officials:** Bob Barry, Andy Gambucci. **Attendance:** 2,600.



1965 Michigan Tech – Front row (left to right): Rick Best, Bruce Riutta, Terry Ryan, Pete Leiman, Al Holm, Rick Yeo, Dennis Huculak, Fred Dart, Tony Esposito. Middle row: Student manager Wallace Reid, Gary Milroy, Bob Wilson, Bob Toothill, Bob Brooks, Tom Steele, Roy Heino, Wayne Weller, head coach John MacInnes. Back row: Dave Confrey, Colin Patterson, Mike Gorman, Joe Galetto, Ed Caterer, Steve Yoshino.

1966 CHAMPIONSHIP GAME, March 19 at Minneapolis

MICHIGAN ST. 6, CLARKSON 1



1966 Michigan St. – Front row (left to right): Gaye Cooley, Matt Mulcahy, Don Heaphy, Jerry Fisher, Mike Coppo, Tom Purdo, Larry Roche. Middle row: Trainer Clyde Stretch, Brian McAndrew, Tom Mikkola, Mike Jacobson, Dainis Vedejs, Ron Roth, Doug Volmar, Tom Crowley, Wayne Duffett, head coach Arno Bessone. Back row: Manager Bill Smith, Dick Bois, Bill Faunt, Doug French, Nino Cristofoli, Bob Fallat, John Schuster, manager Ralph Faust.

Michigan St.

1

1

4

—

6

Clarkson

1

0

0

—

1

First Period: MS – Mike Coppo (Don Heaphy), 14:31 (pp); C – Andrew Hamilton (John McLennan, Tom Hurley), 17:54 (pp). **Penalties:** C – Jack Levitt (interference), 7:09; C – Joe Demerski (boarding), 7:09; C – Gerry Kovolchuk (cross-checking), 13:48; MS – Tom Purdo (cross-checking), 16:06; C – Brian Dooling (misconduct, shooting puck after whistle), 16:09; MS – Heaphy (interference), 17:20; C – Levitt (illegal checking), 18:14.

Second Period: MS – Bob Brawley (Brian McAndrew, Heaphy), 14:31. **Penalties:** C – Tom Hurley (tripping), 4:47; MS – Mike Coppo (tripping), 5:44; MS – Dick Bois (hooking), 8:43; C – Hamilton (roughing), 13:16; MS – Doug Volmar (roughing), 13:16; C – John McLennan (hooking), 14:42; MS – Bois (cross-checking), 17:58.

Third Period: MS – Coppo (Bill Faunt), :17; MS – Bob Fallat (McAndrew), 3:38; MS – Volmar (Faunt), 12:12; MS – Faunt (unassisted), 19:32 (pp). **Penalties:** C – Harry Dunn (interference), 1:35; C – Levitt (slashing), 7:23; C – McLennan (elbowing), 7:53; C – Bench (too many men), 9:03; C – Kovolchuk (slashing), 18:11.

Shots on goal: Michigan St. 17-9-20 – 46; Clarkson 8-13-4 – 25. **Saves:** Michigan St. (Gaye Cooley) 24; Clarkson (Terry Yurkiewicz) 40. **Total Penalties:** Michigan St. 6 for 12 minutes; Clarkson 13 for 34 minutes. **Power plays:** Michigan St. 2 for 12; Clarkson 1 for 5. **Officials:** Andy Gambucci, Bill Cleary. **Attendance:** 3,101.

1967 CHAMPIONSHIP GAME, March 18 at Syracuse, N.Y.

CORNELL 4, BOSTON U. 1



1967 Cornell – Front row (left to right): Bruce Pattison, Peter Tufford, Walt Stanowski, Doug Ferguson, Ken Dryden, Dave Ferguson, Bob Kinsewicz, Mike Doran, Paul Althouse. Middle row: Head coach Ned Harkness, Harry Orr, Andy Crowley, Brian Cornell, Bob McGuinn, Murray Death, Ted Coviello, trainer Alf Ekman, assistant coach Bob McCabe. Back row: Manager Charley Boucher, Dave Quarrie, Kennedy Smith, Murray Watkinson, George Swan, manager Dick Johnson.

Boston U.

0

1

0

—

1

Cornell

2

1

1

—

4

First Period: C – Bob Kinsewicz (Murray Death, Walt Stanowski), 1:26; C – Stanowski (Dave Ferguson, Harry Orr), 18:55 (pp). **Penalties:** C – Ted Coviello (tripping), 1:52; C – Bruce Pattison (hooking), 11:08; BU – Jack Parker (hooking), 17:40.

Second Period: C – Doug Ferguson (Da. Ferguson), 12:41 (pp); BU – Mike Sobeski (Jim Quinn, Fred Bassi), 12:53. **Penalties:** C – Kinsewicz (leaving feet to play puck), 2:01; C – Orr (tripping), 3:38; BU – Sobeski (interference), 6:50; BU – John Cooke (charging), 12:12; C – Paul Althouse (hooking), 14:37; C – Mike Doran (cross-checking), 15:29; BU – Bassi (tripping), 17:32.

Third Period: C – Bob McGuinn (Coviello, Stanowski), 10:12. **Penalties:** C – Orr (spearing), 3:09; BU – Bassi (cross-checking), 8:10; C – Orr (interference), 15:27; C – Do. Ferguson (high-sticking), 17:02; C – Do. Ferguson (fighting and disqualification), 17:02; BU – Bill Riley (high-sticking), 17:02; BU – Parker (roughing), 17:02.

Shots on goal: Boston U. 12-16-5 – 33; Cornell 11-16-18 – 45. **Saves:** Boston U. (Wayne Ryan) 41; Cornell (Ken Dryden) 32. **Total Penalties:** Boston U. 7 for 14 minutes; Cornell 10 for 26 minutes. **Power plays:** Boston U. 0 for 9; Cornell 2 for 5. **Officials:** Giles Threadgold, Bill Cleary. **Attendance:** 6,571.

1968 CHAMPIONSHIP GAME, March 16 at Duluth, Minn.

DENVER 4, NORTH DAKOTA 0



1968 Denver – Front row (left to right): Gerry Powers, Bob Trembecky, Jim Wiste, Jim Shires, Cliff Koroll, Tom Miller, Frank Daly. Middle row: Trainer Gene Bradshaw, Terry Leifson, Ed Hamilton, Dale Zeman, Randy Ward, Keith Magnuson, Tim Gould, Craig Patrick, manager Tom Sampson. Back row: Tom Gilmore, Al Genovy, head coach Murray Armstrong, Gerry Jonasson, Rich Blanche, Don Thiessen.

Denver

0

0

4

—

4

North Dakota

0

0

0

—

0

First Period: **Penalties:** D – Tom Gilmore (tripping), 3:22; D – Dale Zeman (slashing), 9:05; ND – John Marks (interference), 13:07; ND – Gary Lyons (tripping), 14:42; D – Al Genovy (tripping), 19:05.

Second Period: **Penalties:** ND – Terry Abram (holding), 3:32; D – Gilmore (holding), 7:09; ND – Terry Ogden (cross-checking), 19:03.

Third Period: D – Bob Trembecky (Jim Wiste, Keith Magnuson), 2:44 (pp); D – Trembecky (Craig Patrick), 13:16; D – Genovy (Gilmore), 18:06; D – Gilmore (unassisted), 18:25. **Penalties:** ND – Mike Furlong (illegal check), 3:31; D – Tim Gould (slashing), 5:34; D – Magnuson (interference), 15:43.

Shots on goal: Denver 6-8-14 – 28; North Dakota 12-3-7 – 22. **Saves:** Denver (Gerry Powers) 22; North Dakota (Mike Curran) 24. **Total Penalties:** Denver 6 for 12 minutes; North Dakota 5 for 10 minutes. **Power plays:** Denver 1 for 5; North Dakota 0 for 6. **Officials:** Frank Larson, Andy Gambucci. **Attendance:** 5,453.

1969 CHAMPIONSHIP GAME, March 15 at Colorado Springs, Colo.**DENVER 4, CORNELL 3**

Cornell	1	1	1	—	3
Denver	1	1	2	—	4

First Period: D – Tom Gilmore (Lynn Powis, Keith Magnuson), 2:41; C – Dan Lodboa (Bruce Pattison), 14:09. **Penalties:** C – Gordon Lowe, 6:04; D – Gilmore, 11:27.

Second Period: D – George Morrison (Tom Miller, Magnuson), 10:25 (pp); C – Brian Cornell (Peter Tufford), 12:08. **Penalties:** C – Kevin Pettit, 3:59; D – Dale Zeman, 7:19; C – William Duthie, 7:19; C – Duthie, 9:31; D – Magnuson, 16:44.

Third Period: D – Bob Trembecky (Magnuson, Craig Patrick), 4:17; D – Miller (Zeman), 11:50; C – Lowe (Steve Giuliani), 18:40. **Penalties:** D – Gerry Jonasson, 13:11; C – Lodboa, 17:43; D – Zeman, 17:43.

Shots on goal: Cornell 12-9-15 – 36; Denver 9-9-7 – 25. **Saves:** Cornell (Ken Dryden) 21; Denver (Gerry Powers) 33. **Total Penalties:** Cornell 5 for 10 minutes; Denver 5 for 10 minutes. **Power plays:** Cornell 0 for 3; Denver 1 for 3. **Officials:** Andy Gambucci, Jack Barry. **Attendance:** 4,625.



1969 Denver – Front row (left to right): Terry Leifson, Craig Patrick, Dale Zeman, Randy Ward, Gerry Powers, Tim Gould, Keith Magnuson, Bob Trembecky, Tom Miller. Middle row: Frank Daly, Gerry Jonasson, Tom Gilmore, Al Genovy, Rich Blanche, Don Thiessen, Ed Hamilton, head coach Murray Armstrong. Back row: Trainer Gene Bradshaw, Lynn Powis, Bill Pettinger, Dan Helm, John Saville, George Morrison, manager Tom Sampson.

1970 CHAMPIONSHIP GAME, March 21 at Lake Placid, N.Y.**CORNELL 6, CLARKSON 4**

Clarkson	2	1	1	—	4
Cornell	2	1	3	—	6

First Period: CL – Luc St. Jean (Jerry Kemp, Rick Magnusson), :20; CO – Larry Fullan (Steve Giuliani), 4:22; CO – Garth Ryan (unassisted), 11:22 (pp); CL – Kemp (St. Jean, Magnusson), 17:27 (pp). **Penalties:** CL – Wayne LaChance (tripping), 9:54; CO – Dave Westner (tripping), 11:34; CO – Ryan (high-sticking), 13:16; CL – Bill O'Flaherty (high-sticking), 13:16; CO – John Hughes (high-sticking), 16:58; CO – Ron Simpson (tripping), 17:14.

Second Period: CL – O'Flaherty (John Halme, Al Maki), 3:14; CO – Westner (Fullan, Ryan), 13:31. **Penalties:** CL – Greg Lewis (cross-checking), 5:37; CL – Maki (tripping), 7:32; CO – Bob Aitchison (tripping), 17:50; CO – Dan Lodboa (tripping), 19:44.

Third Period: CO – Lodboa (Brian McCutcheon, Giuliani), 5:03 (pp); CO – Lodboa (unassisted), 7:58 (sh); CO – Lodboa (McCutcheon), 12:17; CL – Steve Warr (Kemp), 13:29. **Penalties:** CL – Warr (tripping), 4:28; CO – Westner (tripping), 6:01; CO – Gordon Lowe (cross-checking), 7:42; CO – Simpson (cross-checking), 11:56; CL – Keith MacLean (high-sticking), 11:56; CO – Hughes (tripping), 17:34.

Shots on goal: Clarkson 7-6-6 – 19; Cornell 17-17-12 – 46. **Saves:** Clarkson (Bruce Bullock) 40; Cornell (Brian Cropper) 15. **Total Penalties:** Clarkson 6 for 12 minutes; Cornell 10 for 20 minutes. **Power plays:** Clarkson 1 for 8; Cornell 2 for 4. **Officials:** Bill Riley, Giles Threadgold. **Attendance:** 2,000.



1970 Cornell – Front row (left to right): Bob Rule, Kevin Pettit, Steve Giuliani, Dick Bertrand, John Hughes, Dan Lodboa, Garth Ryan, Ian Orr, Gordie Lowe, Brian Cropper. Middle row: Head coach Ned Harkness, advisor Ellis Leonard, Jim Higgs, Bob Aitchison, Doug Stewart, Bill Perras, Bill Duthie, Mark Davis, Ron Simpson, Larry Fullan, Brian McCutcheon, assistant coach Rick Fullan, trainer Alf Ekman. Back row: Assistant manager Ken Gilstein, Ed Ambis, Dave Westner, manager Steve Gorkin, Craig Brush, assistant manager Artie Roth.

1971 CHAMPIONSHIP GAME, March 20 at Syracuse, N.Y.**BOSTON U. 4, MINNESOTA 2**


Minnesota	0	0	2	—	2
Boston U.	2	1	1	—	4

First Period: BU – Steve Stirling (John Danby, Bob Brown), 5:32 (pp); BU – Bob Gryp (Wayne Gowing), 10:10. **Penalties:** M – Frank Sanders (charging), 5:01; BU – Bob Murray (holding), 14:18.


Second Period: BU – Stirling (unassisted), 9:13. **Penalties:** BU – Mike LaGarde (high-sticking), 9:32; BU – Ron Anderson (elbowing), 17:18; M – Wally Olds (interference), 19:44.

Third Period: M – Doug Peltier (Craig Sarner, Bruce McIntosh), 13:07; BU – Anderson (Steve Dolloff, Brown), 17:45; M – Dean Blais (McIntosh), 19:44. **Penalties:** BU – LaGarde (holding), 11:04; BU – Murray (hooking), 18:09; M – D. Peltier (offensive check), 18:09; M – Blais (cross-checking), 19:49.

Shots on goal: Minnesota 13-11-8 – 32; Boston U. 12-11-9 – 32. **Saves:** Minnesota (Dennis Erickson) 28; Boston U. (Dan Brady) 30. **Total Penalties:** Minnesota 4 for 8 minutes; Boston U. 5 for 10 minutes. **Power plays:** Minnesota 0 for 4; Boston U. 1 for 3. **Officials:** Bob Barry, Frank Larson. **Attendance:** 6,017.



1971 Boston U. – Front row (left to right): Dan Brady, John Danby, Bob Gryp, Peter Yetten, Steve Stirling, Wayne Gowing, Bruce Hutton, Bob Murray, Tim Regan. Middle row: Head coach Jack Kelley, freshman coach Bob Crocker, Steve Dolloff, Guy Burrowes, Bob Brown, Ric Jordan, Mike LaGarde, Dave Warner, Bill Fenwick, John Grady, Larry Abbott, manager Saul Weiss, equipment manager Carl James. Back row: Ray Cournoyea, Peter Thornton, Stefan Brueckner, Ron Anderson, Don Cahoon, Paul Giandomenico, Olivier Prechac.

1972 CHAMPIONSHIP GAME, March 18 at Boston**BOSTON U. 4, CORNELL 0**

1972 Boston U. – Front row (left to right): Tim Regan, Paul Giandomenico, Don Cahoon, Dave Warner, Ric Jordan, Bob Murray, John Danby, Bob Gryp, Guy Burrowes, Bob Brown, Mike LaGarde, Peter Thornton, Dan Brady, equipment manager Carl James. Back row: Head coach Jack Kelley, assistant coach Bob Crocker, assistant coach Jack Parker, Rick Powers, Ray Cournoyea, Steve Dolloff, Ron Anderson, Bill Flynn, Al Judge, Ray Fowle, Dave Wisener, Larry Abbott, Rick Brugman, Jim Connors, Ed Walsh, manager Chris Henes, assistant coach Andy Fila.


Cornell	0	0	0	—	0
Boston U.	1	1	2	—	4

First Period: BU – Ron Anderson (Bob Brown, Ric Jordan), 10:42 (pp). **Penalties:** C – Gordon McCormick, 8:52; BU – Mike LaGarde, 18:13; C – Larry Fullan, 18:13.

Second Period: BU – Jordan (Bob Brown), 10:51 (pp). **Penalties:** C – Dave Elenbaas, 9:13; BU – Anderson, 9:44; C – Fullan, 9:44.

Third Period: BU – Anderson (Don Cahoon), 1:39; B – Jordan (Cahoon, Anderson), 13:13. **Penalties:** BU – Peter Thornton, 3:24.

Shots on goal: Cornell 14-12-13 – 39; Boston U. 8-11-13 – 32. **Saves:** Cornell (Elenbaas) 28; Boston U. (Tim Regan) 39. **Total Penalties:** Cornell 4 for 8 minutes; Boston U. 3 for 6 minutes. **Power plays:** Cornell 0 for 1; Boston U. 2 for 2. **Officials:** Bob Barry, Frank Larson. **Attendance:** 14,995.

1973 CHAMPIONSHIP GAME, March 17 at Boston**WISCONSIN 4, DENVER 2**

1973 Wisconsin – Front row (left to right): Assistant coach Bill Rothwell, Stan Hinkley, Bill Reay Jr., Doug Kelso, Doug Spitzig, Bob Freker, Dick Perkins, Jim Makey, Doug McFadyen, Dave Pay, Gary Winchester, Jim Johnston, head coach Bob Johnson. Middle row: Assistant coach Bill Howard, Dennis Olmstead, Jay Rendall, Dave Arundel, Tom Machowski, Dean Talafous, John Taft, Steve Short, Don Deprez, Ernie Blackburn, Steve Alley, Ted Daley, assistant coach Jeff Rotsch. Back row: Assistant trainer Dennis Helwig, manager Tom Colby, Bob Lundeen, Rick Wineberg, Bob Shaughnessy, John Coyne, Tom Kuklinski, Norm Cherrey, Lloyd Bentley, Tim Dool, Tim Hausman, Jack Johnson, manager Bob Zimmerman.

Wisconsin	1	2	1	—	4
Denver	1	1	0	—	2

First Period: W – Dave Pay (Jim Johnston), 3:05; D – Jim Miller (Peter McNab, John Pearson), 13:55. **Penalties:** W – Johnston (tripping), 19:32.

Second Period: D – Rich Preston (McNab), :54 (pp); W – Tim Dool (Norm Cherrey, Lloyd Bentley), 4:17 (pp); W – Dean Talafous (Bob Lundeen, Don DePrez), 8:30. **Penalties:** D – Bob Young (interference), 4:01; D – McNab (holding), 13:07; W – Pay (tripping), 17:59.

Third Period: W – Johnston (Gary Winchester, Pay), 2:34. **Penalties:** W – Pay (holding), 14:18.

Shots on goal: Wisconsin 12-9-8 – 29; Denver 14-12-8 – 34. **Saves:** Wisconsin (Jim Makey) 32; Denver (Ron Grahame) 25. **Total Penalties:** Wisconsin 3 for 6 minutes; Denver 2 for 4 minutes. **Power plays:** Wisconsin 1 for 2; Denver 1 for 3. **Officials:** Paul Duffy, Medo Martinello. **Attendance:** 8,055.

1974 CHAMPIONSHIP GAME, March 16 at Boston**MINNESOTA 4, MICHIGAN TECH 2**

1974 Minnesota – Front row (left to right): Equipment manager Dick Brown, John Matschke, John Perpich, Eric Lockwood, Brad Shelstad, Bill Moen, Cal Cossalter, John Harris, manager Dennis Cossalter. Middle row: Team physician Dr. V. George Nagobads, Brad Morrow, John Sheridan, Bruce Carlson, Doug Falls, Dick Spannbauer, Mike Phippen, Rob Harris, Les Auge, Tim Carlson, athletics director Paul Giel, head coach Herb Brooks. Back row: Tom Vannelli, Warren Miller, Tom Dahlheim, Joe Micheletti, Bill Schneider, Mike Polich, Pat Phippen, manager David Gurovitsch.

Minnesota	1	1	2	—	4
Michigan Tech	0	1	1	—	2

First Period: M – John Sheridan (Warren Miller, Pat Phippen), 15:26. **Penalties:** MT – Mike Usitalo, 11:31.

Second Period: M – Joe Perpich (Brad Morrow, Mike Polich), 3:24; MT – George Lyle (Bob D'Alvise), 13:40. **Penalties:** MT – D'Alvise, 1:34; MT – Lyle, 1:34; M – Joe Micheletti, 1:34; M – Dick Spannbauer, 1:34; MT – Bruce Abbey, 5:14; MT – Bob Lorimer, 6:09; M – Mike Polich, 6:09; MT – Graham Wise, 10:11; MT – Lyle, 13:53; M – Doug Falls, 13:53; MT – Jim Nahrgang, 14:10.

Third Period: M – Rob Harris (John Matschke), 4:45; M – Phippen (Sheridan), 17:17; MT – Mike Zuke (Bill Steele, Lorne Stamler), 19:12. **Penalties:** MT – Elie Vorlicek, 6:02.

Shots on goal: Minnesota 17-8-14 – 39; Michigan Tech 11-10-3 – 24. **Saves:** Minnesota (Brad Shelstad) 22; Michigan Tech (Rick Quance) 35. **Total Penalties:** Minnesota 4 for 8 minutes; Michigan Tech 9 for 18 minutes. **Power plays:** Minnesota 0 for 5; Michigan Tech 0 for 0. **Officials:** Gordie Lee, Medo Martinello. **Attendance:** 7,132.

1975 CHAMPIONSHIP GAME, March 15 at St. Louis**MICHIGAN TECH 6, MINNESOTA 1**

Michigan Tech	2	2	2	—	6
Minnesota	0	0	1	—	1

First Period: MT – Bill Steele (Doug Young, Bob D'Alvise), 11:36; MT – Mike Zuke (Steve Jensen), 18:56. **Penalties:** M – Bill Schneider (interference), 1:00; MT – George Lyle (high-sticking), 3:37; M – Joe Micheletti (high-sticking), 5:16; MT – Jim Mayer (roughing), 12:27; M – Warren Miller (roughing), 12:27; MT – Dana Decker (tripping), 15:27.

Second Period: MT – Lyle (S. Jensen, Stu Ostlund), 5:21; MT – Scott Jessee (Mayer, Pete Roberts), 18:40. **Penalties:** MT – Bruce Abbey (interference), :46; MT – Lyle (tripping), 8:19; M – Rob Harris (elbowing), 10:53.

Third Period: MT – D'Alvise (Jeff Wilcox, Steele), 1:26 (pp); MT – Lyle (Ostlund, Abbey), 6:56 (pp); M – Tom Younghans (Pat Phippen, Les Auge), 9:49. **Penalties:** M – Micheletti (interference), :18; MT – Bob Lorimer (tripping), 3:40; M – Paul Holmgren (elbowing), 5:55; M – Miller (high-sticking), 7:10; M – Russ Anderson (holding), 7:21; MT – Mayer (hooking), 13:32; M – Mike Polich (hooking), 13:32; MT – Jim Murray (roughing), 13:32.

Shots on goal: Michigan Tech 9-5-11 – 25; Minnesota 7-9-7 – 23. **Saves:** Michigan Tech (Jim Warden) 22; Minnesota (Larry Thayer) 19. **Total Penalties:** Michigan Tech 8 for 16 minutes; Minnesota 9 for 18 minutes. **Power plays:** Michigan Tech 2 for 7; Minnesota 0 for 6. **Officials:** Medo Martinello, Jim Duffy. **Attendance:** 6,838.



1975 Michigan Tech – Front row (left to right): Bruce Horsch, Jim Murray, George Lyle, Bill Steele, Bob Lorimer, Bob D'Alvise, Bruce Abbey, Jim Warden, Tom O'Connell. Middle row: Equipment supervisor Howard Martin, trainer Randy Owsley, Jeff Wilcox, Paul Jensen, Stu Younger, Steve Jensen, Mike Zuke, Jim Mayer, Pete Roberts, Doug Young, Scott Jessee, assistant coach Glen Weller, head coach John MacInnes. Back row: Kurt Helminen, Steve Bourchard, Ed Dempsey, Dana Decker, Nels Goddard, Chris Ferguson, Stu Ostlund, student manager Dale Zschoche, assistant coach Rick Yeo.

1976 CHAMPIONSHIP GAME, March 27 at Denver**MINNESOTA 6, MICHIGAN TECH 4**


Minnesota	1	3	2	—	6
Michigan Tech	3	1	0	—	4

First Period: MT – Warren Young (Dave Joelson, Ed Dempsey), 7:55; MT – W. Young (Joelson, Dana Decker), 10:36; MT – Jim Murray (Scott Jessee), 11:31; M – Tom Vannelli (Tom Younghans, Pat Phippen), 17:05 (pp). **Penalties:** MT – W. Young (slashing), 2:08; MT – Jim Mayer (roughing), 6:47; M – Joe Micheletti (tripping), 7:40; M – Bench (too many men, served by Tim Rainey), 8:27; MT – Pete Roberts (elbowing), 11:43; MT – Stu Ostlund (tripping), 13:55; MT – Jeff Wilcox (slashing), 16:28; M – Younghans (roughing), 18:57; MT – Stu Younger (roughing), 18:57.

Second Period: M – Micheletti (Reed Larson, Vannelli), 2:55 (pp); M – Bill Baker (Vannelli, Phippen), 10:26 (pp); M – Tom Gorence (Re. Larson), 12:47; MT – Nels Goddard (Roberts, Mike Zuke), 19:24. **Penalties:** MT – Steve Letzgus (holding), 1:11; MT – Dempsey (elbowing), 9:17; M – Micheletti (slashing), 9:59; M – Bench (too many men), 15:49.

Third Period: M – Phippen (Vannelli, Re. Larson), 8:37; M – Miller (Phippen, Vannelli), 19:30.

Shots on goal: Minnesota 8-16-11 – 35; Michigan Tech 12-3-9 – 24. **Saves:** Minnesota (Jeff Tscherne 9, Tom Mohr 11) 20; Michigan Tech (Bruce Horsch) 29. **Total Penalties:** Minnesota 5 for 10 minutes; Michigan Tech 8 for 16 minutes. **Power plays:** Minnesota 3 for 7; Michigan Tech 0 for 4. **Officials:** Bill Riley, Jr., Medo Martinello. **Attendance:** 5,311.



1976 Minnesota – Front row (left to right): Jeff Tscherne, Russ Anderson, Joe Micheletti, Tom Vannelli, Pat Phippen, Warren Miller, Tom Younghans, Bryan Fredrickson, Brad Morrow, Tom Mohr. Middle row: Steve Janaszak, Don Madson, team physician Dr. V. George Nagobads, team dentist Dr. Norman O. Holle, assistant coach Brad Buetow, head coach Herb Brooks, athletics director Paul Giel, trainer Gary Smith, manager Jim Davidson, assistant manager Adam White, Reed Larson, Tim Rainey, Mark Lambert. Back row: Ken Yackel, Bob Fish, Tom Gorence, Rob Larson, Phil Verchota, Joe Baker, Jim Boo, Tony Dorn, Bill Baker, Dan Bonk, Mark Conway, Bruce Lind.

1977 CHAMPIONSHIP GAME, March 26 at Detroit**WISCONSIN 6, MICHIGAN 5 (OT)**

Wisconsin	3	1	1	1	—	6
Michigan	1	1	3	0	—	5

First Period: W – Steve Alley (Craig Norwich, Mike Eaves), 2:29 (pp); W – Dave Herbst (Norwich, Dave Lundeen), 9:27; W – Mark Johnson (Eaves, Alley), 15:12 (pp); M – Cliff Maurer (Kris Manery, Rob Palmer), 16:13 (pp). **Penalties:** M – Manery (hooking), 1:12; W – Herbst (hooking), 5:48; M – Dan Hoene (tripping), 15:01; W – Murray Johnson (elbowing), 15:21; W – Norwich (high-sticking), 19:27; M – John Waymann (high-sticking), 19:27.

Second Period: M – Dave Debol (Maurer, Rob Palmer), 1:33 (pp); W – Mike Meeker (Mark Johnson, Bob Suter), 2:15. **Penalties:** W – Alley (hooking), :30; Herbst (tripping), 2:54; M – Dean Turner (interference), 8:44; W – Bob Suter (elbowing), 14:44; Norwich (interference), 17:13.


Third Period: W – Mark Johnson (Les Grauer, Meeker), 1:10; M – Mark Miller (Debol, Doug Todd), 1:36; M – Debol (Bill Thayer), 2:14; M – Waymann (Maurer), 14:22. **Penalties:** W – Norwich (high-sticking), 1:55; M – Hoene (high-sticking), 1:55; M – John McCahill (elbowing), 5:03; W – John Taft (tripping), 8:41.

Overtime: W – Alley (Eaves, Tom Ulseth), :23.

Shots on goal: Wisconsin 11-10-8-1 – 30; Michigan 11-13-15-0 – 39. **Saves:** Wisconsin (Julian Baretta) 34; Michigan (Rick Palmer) 24. **Total Penalties:** Wisconsin 9 for 18 minutes; Michigan 6 for 12 minutes. **Power plays:** Wisconsin 2 for 4; Michigan 2 for 7. **Officials:** Medo Martinello, Deno Paniccia. **Attendance:** 14,437.



1977 Wisconsin – Front row (left to right): Assistant coach Grant Standbrook, Dave Lundeen, Dave Herbst, Brad Johnson, Craig Norwich, Julian Baretta, Dave McNab, Mike Dibble, Murray Johnson, George Gwozdecky, Tom Ulseth, Mark Capouch, head coach Bob Johnson. Middle row: Manager Jim Reed, assistant coach Bill Howard, Steve Ganske, Mike Meeker, John Suter, Tom Lundeen, John Taft, Clark Kavolinas, Brad Mullens, John Gregory, Ian Perrin, Lee Skille, Steve Alley, assistant coach Dick Perkins, trainer Dennis Helwig. Back row: Manager Herb Falconer, assistant coach Gary Weitz, Ron Griffin, Brian Devlin, Tim Phippen, Jim Scheid, Mark Johnson, Les Grauer, Mike Eaves, Bob Suter, Rod Romanchuk, Norm McIntosh, Dr. Bill Clancy, assistant trainer Bryant Kirk.

1978 CHAMPIONSHIP GAME, March 25 at Providence, R.I.**BOSTON U. 5, BOSTON COLLEGE 3**

1978 Boston U. – Front row (left to right): Bob Wels, Matt Marden, Marc Hetnik, Jack O'Callahan, Brian Durocher, Dick Lamby, John Corriveau, Bob Boileau, Jim Craig. Middle row: Assistant coach Andy Fila, assistant coach Bob Murray, assistant coach Don Cahoon, John Bethel, Tim Kimball, Bill LeBlond, Mickey Mullen, Brian O'Connor, Vince Mullins, Scott Nieland, John Melanson, Dave Silk, student manager Tony Ruvolo, head coach Jack Parker, equipment manager Carl James. Back row: Tony Meagher, Bill Cotter, Todd Johnson, Paul Miller, John Fox, Bill O'Neill, Daryl MacLeod, Mark Fidler.


Boston College	2	0	1	—	3
Boston U.	3	1	1	—	5

First Period: BU – Mark Fidler (Dick Lamby, Jack O'Callahan), :38 (pp); BC – Joe Mullen (Joe Augustine), 11:00; BC – Bobby Hehir (unassisted), 13:26; BU – Dave Silk (O'Callahan), 14:44 (pp); BU – Tony Meagher (Lamby), 17:24 (sh). **Penalties:** BC – Augustine (holding), :09; BU – Lamby (hooking), 2:39; BU – O'Callahan (high-sticking), 5:51; BU – Bill LeBlond (high-sticking), 9:23; BC – Mike Ewanowski (tripping), 14:26; BU – Bill O'Neill (slashing), 15:47; BU – O'Neill (high-sticking), 18:07; BC – Charlie Antetomaso (tripping), 18:43.

Second Period: BU – Meagher (Bob Boileau, Marc Hetnik), 7:05. **Penalties:** BC – George Amidon (tripping), 4:28; BC – Antetomaso (tripping), 8:06; BU – Lamby (hooking), 8:29; BU – LeBlond (holding), 12:56; BC – Augustine (interference), 13:53; BU – Fidler (slashing), 16:47; BC – Paul Hammer (cross-checking), 17:33; BC – Antetomaso (tripping), 18:20.

Third Period: BU – Fidler (Silk, Lamby), 1:01; BC – Steve Barger (Mark Switaj, Bill Kennedy), 3:30. **Penalties:** BU – John Bethel (high-sticking), 8:53; BU – John Bethel (roughing), 8:53; BC – Joe Casey (high-sticking), 8:53; BC – Joe Casey (roughing), 8:53; BU – Lamby (holding), 10:03; BC – Paul Barrett (high-sticking), 15:18.

Shots on goal: Boston College 8-9-14 – 31; Boston U. 13-14-9 – 36. **Saves:** Boston College (Paul Skidmore) 31; Boston U. (Jim Craig) 28. **Total Penalties:** Boston College 10 for 20 minutes; Boston U. 12 for 24 minutes. **Power plays:** Boston College 0 for 10; Boston U. 2 for 8. **Officials:** Joe Faucette, Medo Martinello. **Attendance:** 11,038.

1979 CHAMPIONSHIP GAME, March 24 at Detroit**MINNESOTA 4, NORTH DAKOTA 3**

1979 Minnesota – Front row (left to right): Steve Janaszak, Rob McClanahan, Joe Baker, Phil Verchota, head coach Herb Brooks, Bill Baker, athletics director Paul Giel, Steve Christoff, Eric Strobel, Don Micheletti, Jim Jetland. Middle row: Dave Terwilliger, Mike Greeder, Jeff Teal, student trainer Jim Mulcahy, hockey trainer Mike Bell, assistant coach Brad Buetow, assistant coach John Perpich, assistant coach Mike Foley, senior manager Steve Tollund, student manager Fred Field, Mike Ramsey, Brad Doshan, Tim Harrer. Back row: Steve Ulseth, Kevin Hartzell, Brian Zins, Jay Larson, Bob Bergloff, Steve Pepper, Peter Hayek, John Meredith, Wayne Larson, Bart Larson. Not pictured: Equipment manager Buddy Kessel, team physician Dr. V. George Nagobads, team dentist Dr. Norman O. Holle.

Minnesota	3	0	1	—	4
North Dakota	1	1	1	—	3

First Period: M – Steve Christoff (Phil Verchota), 4:11; M – John Meredith (Eric Strobel, Steve Ulseth), 8:05; ND – Bill Himmelright (Mark Taylor, Kevin Maxwell), 17:10 (pp); M – Bill Baker (Don Micheletti, Neal Broten), 19:22. **Penalties:** M – Rob McClanahan (high-sticking), 1:53; M – Mike Ramsey (high-sticking), 5:18; M – Micheletti (hooking), 9:50; ND – Taylor (elbowing), 10:50; M – McClanahan (high-sticking), 15:23; ND – Dave Christian (high-sticking), 15:23; M – Tim Harrer (hooking), 16:04; ND – Marc Chorney (hooking), 17:20.

Second Period: ND – Maxwell (Cary Eades, Taylor), 18:02. **Penalties:** ND – Charles Burggraf (hooking), :25; ND – Eades (slashing), 3:33; ND – Smail (charging), 8:50.

Third Period: M – Broten (Christoff, Bart Larson), 2:48; ND – Chorney (Burggraf, Taylor), 9:56. **Penalties:** ND – Howard Walker (interference), 7:40.

Shots on goal: Minnesota 16-8-11 – 35; North Dakota 9-11-8 – 28. **Saves:** Minnesota (Steve Janaszak) 25; North Dakota (Bill Stankoven 13, Bob Iwabuchi 18) 31. **Total Penalties:** Minnesota 5 for 10 minutes; North Dakota 7 for 14 minutes. **Power plays:** Minnesota 0 for 6; North Dakota 1 for 4. **Officials:** Medo Martinello, John Ricci. **Attendance:** 7,011.

1980 CHAMPIONSHIP GAME, March 29 at Providence, R.I.**NORTH DAKOTA 5, NORTHERN MICH. 2**


Northern Mich.	0	0	2	—	2
North Dakota	2	1	2	—	5

First Period: ND – Doug Smail (Phil Sykes, Mark Taylor), 9:43 (pp); ND – Smail (Sykes, Travis Dunn), 12:48. **Penalties:** ND – Smail (holding), :58; ND – Brad Cox (hooking), 5:47; NM – Mike Mielke (roughing), 8:56; NM – Greg Tignanelli (roughing), 11:59; ND – Dean Dachyshyn (roughing), 11:59; ND – Paul Chadwick (slashing), 16:49; NM – Bill Joyce (slashing), 16:49; NM – Joyce (high-sticking), 19:16.

Second Period: ND – Smail (Sykes), 3:12. **Penalties:** NM – Keith Hanson (high-sticking), 2:45; ND – Frank Burggraf (slashing), 2:45; ND – Cox (hooking), 4:17; NM – Jeff Tascoff (elbowing), 4:17; ND – Rick Myers (roughing), 10:39; NM – Terry Houck (elbowing), 13:15; NM – Mielke (roughing), 15:14; ND – Burggraf (elbowing), 15:14; ND – Chadwick (elbowing), 18:11.

Third Period: ND – Sykes (unassisted), 8:02; NM – Joyce (Don Waddell, Tom Laidlaw), 14:29; NM – Houck (Hanson, Jeff Pyle), 15:26; ND – Smail (Sykes, Burggraf), 18:21. **Penalties:** ND – Marc Chorney (high-sticking), 12:26.

Shots on goal: Northern Mich. 5-5-12 – 22; North Dakota 13-20-12 – 45. **Saves:** Northern Mich. (Steve Weeks) 40; North Dakota (Darren Jensen) 20. **Total Penalties:** Northern Mich. 8 for 16 minutes; North Dakota 10 for 20 minutes. **Power plays:** Northern Mich. 0 for 5; North Dakota 1 for 3. **Officials:** Steve Dowling (referee), John Ricci (referee), Duane Markus (linesman). **Attendance:** 5,811.



1980 North Dakota – Front row (left to right): Darren Jensen, Rick Zaparniuk, Rick Myers, Dean Dachyshyn, Marc Chorney, Mark Taylor, Mel Donnelly, head coach Gino Gasparini, Bob Iwabuchi, Erwin Martens, Phil Sykes, Mike Neitzke, Doug Smail, Brad Cox, Pierre Lamoureux. Back row: Equipment manager Dave Kamrowski, athletic trainer A.G. Edwards, assistant coach Rick Wilson, Glen White, Troy Magnuson, Paul Chadwick, Mickey Volcan, Craig Ludwig, Gary Ganglehoff, Travis Dunn, Glen Fester, Cary Eades, Howard Walker, Conway Marvin, Frank Burggraf, Dusty Carroll, trainer Todd Jorganson, Paul Jorganson, assistant coach Jim Nelson.

1981 CHAMPIONSHIP GAME, March 28 at Duluth, Minn.**WISCONSIN 6, MINNESOTA 3**

Wisconsin	3	2	1	—	6
Minnesota	0	1	2	—	3

First Period: W – Dan Gorowsky (John Newberry, Ron Vincent), 9:24; W – Newberry (Vincent, Theran Welsh), 14:49 (pp); W – Ed Lebler (Pat Ethier), 19:49. **Penalties:** W – Newberry (roughing), :28; M – Dave Jensen (roughing), :28; W – Bruce Driver (hooking), 4:14; W – Ethier (interference), 9:35; W – Brian Mullen (charging), 10:11; M – Neal Broten (cross-checking), 10:11; W – Jay McFarlane (charging), 11:58; M – Paul Butters (interference), 14:15.

Second Period: W – Ted Pearson (Lebler, Newberry), 9:23; M – Bryan Erickson (Steve Ulseth, Mike Knoke), 12:37; W – Newberry (Scott Lecy, Vincent), 14:27 (pp). **Penalties:** W – Welsh (holding), 5:48; W – Pete Johnson (hooking), 10:31; M – Scott Bjugstad (high-sticking), 12:51; M – Mike Meadows (roughing), 15:28; M – Bob Bergloff (roughing), 16:00; W – Ethier (elbowing), 18:15.

Third Period: M – Knoke (Jensen, Aaron Broten), :10 (pp); M – Erickson (Kevin Hartzell, A. Broten), 16:09 (pp); W – Lebler (Driver), 18:40 (en). **Penalties:** W – Pearson (hooking), 5:21; W – Todd Lecy (interference), 15:06.

Shots on goal: Wisconsin 11-14-17 – 42; Minnesota 8-10-15 – 33. **Saves:** Wisconsin (Marc Behrend) 30; Minnesota (Paul Butters 33, Jim Jetland 3) 36. **Total Penalties:** Wisconsin 10 for 20 minutes; Minnesota 6 for 12 minutes. **Power plays:** Wisconsin 2 for 4; Minnesota 2 for 7. **Officials:** Charlie Holden (referee), John Ricci (referee), Dick Haigh (linesman). **Attendance:** 5,420.



1981 Wisconsin – Front row (left to right): Assistant coach Grant Standbrook, Ed Lebler, Dan Gorowsky, Scott Lecy, Marc Behrend, Terry Kleisinger, Jay McFarlane, Kip Pendleton, Jamey Gremore, Theran Welsh, Jon Morgan, Randy Keller, head coach Bob Johnson. Middle row: Administrative assistant Tom Osenton, Ron Vincent, Scott Sabo, Pat Ethier, John Johansson, Steve McKenzie, Lexi Doner, John Newberry, Tim Sager, Jeff Andringa, Ted Pearson, manager Rob Malnory, assistant coach Bill Howard. Back row: Assistant manager Mark Melby, Gramps O'Sheridan, Todd Lecy, Tom Carroll, Brad Benson, Ken Keryluk, Brian Mullen, Peter Johnson, Todd Delveaux, Ed Repins, John Dougherty, Bruce Driver, assistant trainer Jim Pluemer, trainer Dennis Helwig.

1982 CHAMPIONSHIP GAME, March 27 at Providence, R.I.

NORTH DAKOTA 5, WISCONSIN 2



1982 North Dakota – Kneeling (left to right): Jon Casey, Glen White, Troy Magnuson, Rick Zombo, Gord Sherven, Steve Palmiscno. Standing: Pierre Lamoureux, Phil Sykes, assistant coach Dean Blais, Eddie Christian, Dean Barsness, Troy Murray, Mike Stone, Craig Ludwig, Frank Burggraf, Glen Fester, Dan Brennan, Bill Whatsitt, Dusty Carroll, Cary Eades, Jim Archibald, James Patrick, Dave Donnelly, Dave Tippet, head coach Gino Gasparini, trainer A.G. Edwards. Not pictured: Darren Jensen, assistant coach Don Boyd, Kelly Smith, Arley Olson, equipment manager Dave Kamrowski, trainer Tamie Englehart.

North Dakota 1 1 3 — 5
Wisconsin 1 1 0 — 2

First Period: ND – Glen White (Phil Sykes, Glen Fester), 1:26; W – Ron Vincent (Tim Thomas), 3:56. **Penalties:** W – Vincent (high-sticking), 4:27; ND – Jim Archibald (roughing), 7:58; ND – Troy Murray (high-sticking), 9:02.

Second Period: ND – Sykes (Gord Sherven), 1:09; W – John Newberry (Ted Pearson, Pat Flatley), 5:30. **Penalties:** W – Chris Chelios (high-sticking), 6:04; ND – James Patrick (tripping), 8:33; W – Pat Ethier (slashing), 16:16; W – Terry Kleisinger (slashing, served by John Johansson), 17:05; W – Sykes (slashing, served by Steve Palmiscno), 17:05.

Third Period: ND – Sykes (Craig Ludwig, White), 6:27; ND – Cary Eades (Murray, Dean Dachyshyn), 10:07; ND – Sykes (White, Rick Zombo), 15:08. **Penalties:** W – Chelios (hooking), 6:40.

Shots on goal: North Dakota 12-10-16 – 38; Wisconsin 11-5-9 – 25. **Saves:** North Dakota (Darren Jensen) 23; Wisconsin (Kleisinger) 33. **Total Penalties:** North Dakota 4 for 8 minutes; Wisconsin 5 for 10 minutes. **Power plays:** North Dakota 0 for 4; Wisconsin 0 for 3. **Officials:** Wayne Houmiel (referee), Dennis Parrish (referee), Terry Kirby (linesman). **Attendance:** 9,272.

1983 CHAMPIONSHIP GAME, March 26 at Grand Forks, N.D.

WISCONSIN 6, HARVARD 2



1983 Wisconsin – Front row (left to right): Assistant coach Bill Howard, administrative assistant Doug Spencer, Todd Lecy, Pat Ethier, Bruce Driver, Terry Kleisinger, Marc Behrend, Gary Baxter, John Johansson, Ted Pearson, Jeff Andringa, head coach Jeff Sauer. Middle row: Assistant trainer Barb Pearson, head athletic trainer Denny Helwig, Harold Olson, Chris Chelios, Tom Carroll, Marty Wiitala, Ernie Vargas, Dave Maley, Rick Heppner, Pat Flatley, Jim Johansson, Scott Sabo, Jan-Ake Danielson, assistant manager Dan Urban, manager Rob Malnory. Top row: Mark Edwards, Jacques de Saint Phalle, Steve Tschipper, Tim Sager, Paul Houck, Eric Faust, Matt Walsh, Paul Houston, Jeff Nate, Todd Delveaux, Tom Ryan. Not pictured: Assistant coach Grant Standbrook.

Wisconsin 1 1 4 — 6
Harvard 0 0 2 — 2

First Period: W – Pat Flatley (Paul Houck, Bruce Driver), 7:03 (pp). **Penalties:** H – Dave Connors (tripping), 6:29; W – Houck (holding), 11:01; W – Marty Wiitala (holding), 17:38; H – Shayne Kukulowicz (high-sticking), 18:19.

Second Period: W – Flatley (Paul Houston, Dave Maley), 16:09. **Penalties:** H – Mark Fusco (roughing), 10:12; W – Jim Johansson (roughing), 10:12; H – Scott Fusco (hooking), 10:53; W – Jan-Ake Danielson (high-sticking), 16:50; H – Phil Falcone (hooking), 20:00.

Third Period: W – Houston (Maley, Flatley), 3:00; H – S. Fusco (Neil Sheehy, Kukulowicz), 8:54; W – Driver (Scott Sabo, Wiitala), 11:35; H – Kukulowicz (Sheehy), 12:22; W – Houston (Driver, Maley), 18:39 (pp); W – John Johansson (Marc Behrend), 19:21 (sh). **Penalties:** H – Grant Blair (slashing, served by Jay North), 3:42; H – Kukulowicz (slashing), 18:12; W – Tim Sager (slashing), 19:01.

Shots on goal: Wisconsin 14-10-13 – 37; Harvard 9-10-7 – 26. **Saves:** Wisconsin (Behrend) 24; Harvard (Blair) 31. **Total Penalties:** Wisconsin 5 for 10 minutes; Harvard 7 for 14 minutes. **Power plays:** Wisconsin 2 for 6; Harvard 0 for 4. **Officials:** Joe Faucette (referee), Dennis Parrish (referee), John Ricci (linesman). **Attendance:** 6,370 (estimate).

1984 CHAMPIONSHIP GAME, March 24 at Lake Placid, N.Y.

Bowling Green	1	0	3	0	0	0	1	—	5
Minn. Duluth	1	1	2	0	0	0	0	—	4

First Period: BG – Garry Galley (Dave O'Brian), 5:58; MD – Mark Baron (Bob Lakso), 6:18. **Penalties:** BG – Dan Kane (hooking), 1:03; BG – Iain Duncan (tripping), 12:19; MD – Tom Kurvers (hooking), 12:51.

Second Period: MD – Bill Watson (Kurvers, Matt Christensen), 13:35 (pp). **Penalties:** BG – Wayne Wilson (tripping), 9:46; BG – Todd Flichel (tripping), 13:30; MD – Norm Maciver (slashing), 16:45.

Third Period: MD – Lakso (Christensen, Watson), :47; BG – Jamie Wansbrough (Galley, Dave Ellett), 4:41 (pp); MD – Tom Herzig (Brian Johnson, Jim Johnson), 11:51; BG – Peter Wilson (Mike Pikul, Dan Kane), 12:42; BG – John Samanski (W. Wilson, George Roll), 18:13. **Penalties:** MD – Baron (hooking), 3:30; MD – Kurvers (tripping), 15:00.

First Overtime: **Penalties:** BG – Pikul (tripping), 3:54; MD – Watson (hooking), 4:02.

Second Overtime: **Penalties:** MD – Bench (too many men), 2:09.

Third Overtime: **Penalties:** BG – Kane (cross-checking), 8:49.

Fourth Overtime: Gino Cavallini (Kane), 7:11. **Penalties:** MD – Bill Grillo (hooking), 1:15.

Shots on goal: Bowling Green 13-10-16-10-4-3-4 – 60; Minn.-Duluth 8-7-6-2-5-6-2 – 36. **Saves:** Bowling Green (Gary Kruzich) 32; Minn. Duluth (Rick Kost) 55. **Total Penalties:** Bowling Green 6 for 12 minutes; Minn. Duluth 7 for 14 minutes. **Power plays:** Bowling Green 1 for 7; Minn. Duluth 1 for 6. **Officials:** Pierre Belanger (referee), Medo Martinello (assistant referee), Tom McCabe (linesman). **Attendance:** 7,813.

BOWLING GREEN 5, MINN. DULUTH 4 (4 OT)

1984 Bowling Green – Front row (left to right): Nick Bandescu, Perry Braun, Dave O'Brian, Mike Pikul, Wayne Wilson, Tim Hack, Peter Wilson, Garry Galley. Second row: Gary Kruzich, Scott Hoyt, Jamie Wansbrough, Eddie Powers, Gino Cavallini, Scott Bylsma, Iain Duncan, Dan Kane. Third row: George Roll, Rob Urban, Mike Natyshak, Todd Flichel, Dave Randerson, Dave Ellett, John Fish, Wayne Collins, Gary Brush. Back row: Equipment manager Don Woods, head trainer Bill Jones, team physician Dr. Tom Wojciechowski, student trainer Mark Stoessner, student equipment manager Ken Lepper, assistant coach Terry Flanagan, head coach Jerry York, graduate assistant coach Peter Johnson, assistant coach Buddy Powers. Not pictured: John Samanski.

1985 CHAMPIONSHIP GAME, March 30 at Detroit


Providence	0	0	1	—	1
Rensselaer	1	1	0	—	2

First Period: R – Neil Hernberg (Bob DiPronio, Ken Hammond), 4:29 (pp). **Penalties:** P – Mike Brill (cross-checking), 2:44; R – Maurice Mansi (tripping), 7:23; P – Gord Cruickshank (tripping), 9:07; P – Peter Taglianetti (unnecessary roughness), 11:10; R – Kraig Nienhuis (unnecessary roughness), 11:10; P – Cruickshank (holding), 16:12; P – Taglianetti (high-sticking), 18:30.

Second Period: R – George Servinis (unassisted), 3:49 (sh). **Penalties:** R – Mark Jooris (hooking), :38; R – Mike Sadeghpour (cross-checking), 2:06; P – Nowel Catterall (slashing), 11:05; R – Ken Hammond (holding), 15:54.

Third Period: P – Paul Cavallini (Tim Army, Steve Rooney), 10:00 (pp). **Penalties:** P – Rene Bouderault (slashing), 2:12; P – Catterall (delay of game), 7:39; R – John Carter (hooking), 8:33.

Shots on goal: Providence 8-4-10 – 22; Rensselaer 14-17-11 – 42. **Saves:** Providence (Chris Terreri) 40; Rensselaer (Daren Puppa) 21. **Total Penalties:** Providence 8 for 16 minutes; Rensselaer 6 for 12 minutes. **Power plays:** Providence 1 for 5; Rensselaer 1 for 7. **Officials:** Frank Cole (referee), Brian Hart (referee), Matt Shegos (linesman). **Attendance:** 16,282.

RENSSELAER 2, PROVIDENCE 1

1985 Rensselaer – Front row (left to right): Daren Puppa, Mike Marcolin, Chris King, Tim Friday, Ken Hammond, head coach Mike Addesa, Mike Sadeghpour, Mike Dark, Jeff Prendergast, Pierre Langevin, Brian Jopling. Middle row: Manager Jesse Singh, trainer Tom Sheehan, Mike Poisson, Mike Robinson, Jeff Whiteside, Kraig Nienhuis, assistant coach Kevin Sullivan, assistant coach Jim Stewart, assistant coach Ken Kuzyk, assistant Bob Saunders, Tom Hussey, Adam Oates, George Servinis, John Tiano, Bob Cronin, equipment manager Jeff Galbraith, manager Mark Stanton. Back row: Terry Butryn, Marc Foland, Rick Tosto, Mike Kappel, Bob DiPronio, Trini Iturralde, David Sette-Ducati, John Carter, Mark Jooris, Maurice Mansi, Dana Nazarian, Neil Hernberg.

1986 CHAMPIONSHIP GAME, March 29 at Providence, R.I.

Harvard	2	2	1	—	5
Michigan St.	1	2	3	—	6

First Period: H – Steve Armstrong (Peter Follows, Rob Ohno), 2:15; H – Allen Bourbeau (Lane MacDonald, Tim Smith), 8:10 (pp); MS – Mitch Messier (Bill Shibicky), 17:55. **Penalties:** H – MacDonald (tripping), 4:14; MS – Kevin Miller (hooking), 7:48; H – Jerry Pawloski (high-sticking), 8:49; MS – Shibicky (high-sticking), 8:49.

Second Period: H – Bourbeau (Tim Barakett, Pawloski), :53; MS – Jeff Parker (Miller, Tom Tilley), 6:48 (sh); H – Bourbeau (Ed Krayner, Mark Benning), 16:09 (pp); MS – Mike Donnelly (Miller, Messier), 18:30 (pp). **Penalties:** MS – Sean Clement (interference), 1:36; MS – Shibicky (elbowing), 4:58; H – Follows (high-sticking), 8:16; MS – Miller (high-sticking), 8:16; MS – Brad Hamilton (slashing), 15:38; H – Ohno (tripping), 17:27.

Third Period: MS – Hamilton (Messier, Shibicky), 1:06; MS – Brian McReynolds (Bruce Rendall, Parker), 2:15; H – Andy Janfaza (Nick Carone, Peter Chiarelli), 6:46; MS – Donnelly (Joe Murphy), 17:09. **Penalties:** H – MacDonald (high-sticking), 7:20; MS – Miller (high-sticking), 7:20; H – Josh Caplan (high-sticking), 9:45; MS – Rendall (high-sticking), 9:45; H – Armstrong (roughing), 9:45; MS – McReynolds (roughing), 9:45; MS – Dave Arkeilpane (too many men), 19:42.

Shots on goal: Harvard 6-10-4 – 20; Michigan St. 12-10-11 – 33. **Saves:** Harvard (Grant Blair) 27; Michigan St. (Bob Essensa) 15. **Total Penalties:** Harvard 7 for 14 minutes; Michigan St. 10 for 20 minutes. **Power plays:** Harvard 2 for 5; Michigan St. 1 for 2. **Officials:** Frank Cole (referee), Jim Fitzgerald (linesman), Scott Levitt (linesman). **Attendance:** 8,341.

MICHIGAN ST. 6, HARVARD 5

1986 Michigan St. – Front row (left to right): Norm Foster, assistant coach George Gwozdecky, Bill Shibicky, Mitch Messier, Rick Fernandez, Dee Rizzo, head coach Ron Mason, Mike Donnelly, Brad Beck, Don McSweeney, Jeff Parker, assistant coach Terry Christensen, Bob Essensa. Middle row: Team physician Dr. John Downs, Tom Tilley, Danton Cole, Rick Tosto, Chris Luongo, Sean Clement, Dave Chiappelli, Bobby Reynolds, Kevin Miller, Dave Arkeilpane, student manager Troy Tuggle. Back row: Equipment manager Tom Magee, trainer Dave Carrier, Geir Hoff, Jim Lycett, Mike Dyer, Bruce Rendall, Brian McReynolds, Joe Murphy, Brad Hamilton, student manager Steve Brown.

1987 CHAMPIONSHIP GAME, March 28 at Detroit

1987 North Dakota – Front row (left to right): Ed Belfour, Scott Brower, Mickey Krampotich, assistant coach Dean Blais, Perry Nakonechny, Tarek Howard, assistant coach Cary Eades, head coach Gino Gasparini, Bill Claviter, Jeff Bowen, assistant coach John Marks, Mal Parks, Greg Strome, Steve Peters. Back row: Trainer Boyd Murray, Scott Koberinski, Darryn Fossand, Ian Kidd, Mike LaMoine, Peter Pappin, Rick Forst, Scott Brickey, Grant Paranica, Gary Kaiser, Murray Baron, Bob Joyce, Steve Johnson, Scott Dub, Tony Hrkac, Lee Davidson, Tom Benson, Brent Bobbyck, Russ Parent, equipment manager Dave Kamrowski.

NORTH DAKOTA 5, MICHIGAN ST. 3


North Dakota	3	1	1	—	5
Michigan St.	0	2	1	—	3

First Period: ND – Ian Kidd (Bob Joyce), 15:07 (pp); ND – Murray Baron (Jeff Bowen, Kidd), 16:44; ND – Joyce (Kidd, Tony Hrkac), 17:02. **Penalties:** MS – Tom Tilley (hooking), 1:05; ND – Grant Paranica (holding), 7:09; MS – Brad Hamilton (tripping), 12:45; MS – Danton Cole (tripping), 13:54; ND – Tom Benson (high-sticking), 18:06.

Second Period: MS – Tilley (Brian McReynolds, Mitch Messier), 8:30; ND – Malcolm Parks (Scott Koberinski), 15:05; MS – Kevin Miller (unassisted), 16:56. **Penalties:** ND – Scott Dub (slashing), 3:16; MS – Hamilton (tripping), 3:57; MS – Sean Clement (hooking), 9:53; ND – Baron (cross-checking), 12:55.

Third Period: ND – Brent Bobbyck (Russ Parent), 7:54; MS – Kip Miller (Ke. Miller), 18:34. **Penalties:** MS – Don Gibson (late hit), 12:07; ND – Lee Davidson (roughing), 12:07.

Shots on goal: North Dakota 8-9-6 – 23; Michigan St. 2-8-8 – 18. **Saves:** North Dakota (Ed Belfour) 15; Michigan St. (Bob Essensa) 18. **Total Penalties:** North Dakota 5 for 10 minutes; Michigan St. 6 for 12 minutes. **Power plays:** North Dakota 1 for 5; Michigan St. 0 for 4. **Officials:** Pierre Belanger (referee), Rod Christensen (linesman), Steve Piotrowski (linesman). **Attendance:** 16,632.

1988 CHAMPIONSHIP GAME, April 2 at Lake Placid, N.Y.

1988 Lake Superior St. – Front row (left to right): Mike Greenlay, Anthony Palumbo, Ken Martel, Mark Vermette, Terry Hossack, head coach Frank Anzalone, Craig Hewson, Rene Chapdelaine, Mike de Carle, Pete Stauber, Bruce Hoffort. Middle row: Assistant coach Jim Roque, equipment manager Gil Somes, Jim Dowd, Jeff Jablonski, Brett Barnett, Dean Dyer, David DiVita, Tim Harris, Dan Kecmer, Tim Breslin, Brandon Reed, assistant coach Jeff Jackson. Back row: Athletic trainer Brian Toy, Doug Laprade, Kord Cernich, David Flanagan, Dominic Niro, Ed Fuss, Brian Corso, Drew Famulak, Karl Johnston, Jeff Napierala, student trainer Richard Zeppa, manager Tim Paris.

LAKE SUPERIOR ST. 4, ST. LAWRENCE 3 (OT)

Lake Superior St.	2	1	0	1	—	4
St. Lawrence	0	3	0	0	—	3


First Period: LSS – Tim Harris (Doug Laprade, Dan Kecmer), 5:26; LSS – Kord Cernich (Anthony Palumbo, Mike de Carle), 16:48 (pp). **Penalties:** LSS – Karl Johnston (cross-checking), 6:40; LSS – Cernich (slashing), 8:15; LSS – Harris (roughing), 11:05; SL – Jamie Baker (holding), 15:41; SL – Lammens (high-sticking), 16:03; LSS – Pete Stauber (high-sticking), 16:03; LSS – Laprade (hooking), 17:26.

Second Period: SL – Doug Murray (Brian McColgan, Pete Lappin), 1:57; SL – Russ Mann (unassisted), 7:49; LSS – Cernich (de Carle, Mark Vermette), 12:19 (pp); SL – McColgan (P. Lappin, Baker), 17:24 (pp). **Penalties:** LSS – Johnston (holding), 2:30; LSS – Terry Hossack (holding), 4:36; SL – Baker (slashing), 11:25; LSS – Craig Hewson (slashing), 11:25; SL – Pete McGeough (holding), 11:37; SL – McColgan (slashing), 13:09; LSS – Jeff Jablonski (elbowing), 15:37; LSS – Harris (holding), 19:07; SL – Martyn Ball (holding), 19:07.

Third Period: **Penalties:** LSS – Tim Breslin (holding), :38; SL – Joe Day (hooking), 7:14; SL – Mann (holding), 15:38; LSS – Vermette (roughing), 15:38.

Overtime: LSS – Vermette (Hossack, Jim Dowd), 4:46.

Shots on goal: Lake Superior St. 8-11-14-2 – 35; St. Lawrence 20-19-6-7 – 52. **Saves:** Lake Superior St. (Bruce Hoffort) 49; St. Lawrence (Paul Cohen) 31. **Total Penalties:** Lake Superior St. 12 for 24 minutes; St. Lawrence 9 for 18 minutes. **Power plays:** Lake Superior St. 2 for 5; St. Lawrence 1 for 8. **Officials:** Frank Cole (referee), John Melanson (linesman), Brian Murphy (linesman). **Attendance:** 7,906.

1989 CHAMPIONSHIP GAME, April 1 at St. Paul, Minn.

1989 Harvard – Front row (left to right): Michael Francis, Paul Howley, Nick Carone, Scott Farden, Craig Taucher, Lane MacDonald, Allen Bourbeau, Josh Caplan, Ed Presz, Ed Krayner, Kevan Melrose, Chuckie Hughes. Middle row: Associate coach Ronn Tomassoni, manager Jason Wenglin, assistant manager Julie Rim, Allain Roy, John Murphy, Tod Hartje, Scott McCormack, Mike Vukonich, Rich DeFreitas, John Weisbrod, Brian McCormack, Greg Hess, Brian Popiel, equipment manager Chet Stone, assistant coach Kevin Hampe, head coach Bill Cleary. Back row: Ted Donato, Kevin Sneddon, Jimmy Coady, Timmy Burke, C.J. Young, Peter Ciavaglia.

HARVARD 4, MINNESOTA 3 (OT)

Minnesota	1	1	1	0	—	3
Harvard	0	2	1	1	—	4

First Period: M – Jon Anderson (Ben Hankinson, Larry Olimb), 6:24. **Penalties:** H – Ed Krayner (cross-checking), 13:21; H – Nick Carone (high-sticking), 15:33; H – Kevan Melrose (holding), 17:39.

Second Period: H – Ted Donato (Allen Bourbeau, Lane MacDonald), 6:30 (pp); H – MacDonald (C.J. Young), 10:29; M – Jason Miller (Lance Pitlick, Tom Chorske), 13:01 (pp). **Penalties:** M – Pitlick (elbowing), :56; M – Todd Richards (holding), 5:57; M – Chorske (hooking), 7:22; H – Kevin Sneddon (hooking), 11:08; M – Chorske (interference), 17:09; H – Josh Caplan (elbowing), 18:44.

Third Period: H – Donato (Sneddon, Mike Vukonich), 12:53; M – Peter Hankinson (Tom Pederson, Randy Skarda), 16:34 (pp). **Penalties:** M – Pederson (roughing), :46; H – Carone (holding), 7:29; H – Bourbeau (high-sticking), 9:59; H – John Weisbrod (cross-checking), 14:46.

Overtime: H – Krayner (Brian McCormack), 4:16.

Shots on goal: Minnesota 11-9-14-2 – 36; Harvard 10-10-6-2 – 28. **Saves:** Minnesota (Robb Stauber) 24; Harvard (Chuckie Hughes) 33. **Total Penalties:** Minnesota 5 for 10 minutes; Harvard 8 for 16 minutes. **Power plays:** Minnesota 2 for 8; Harvard 1 for 5. **Officials:** Steve Piotrowski (referee), Mike O'Donnell (linesman), Mark Shegos (linesman). **Attendance:** 15,406.

1990 CHAMPIONSHIP GAME, April 1 at Detroit

WISCONSIN 7, COLGATE 3

Colgate	1	1	1	—	3
Wisconsin	4	2	1	—	7

First Period: W – John Byce (Sean Hill, Rob Andringa), 1:30 (pp); W – Byce (Rob Mendel), 3:23 (sh); C – Joel Gardner (Marc Dupere, Steve Spott), 4:58 (pp); W – Chris Tancill (Andringa, Hill), 7:33 (pp); W – Andringa (Hill, Doug Macdonald), 14:53 (pp). **Penalties:** C – Steve Poapst (high-sticking), :37; W – Rodger Sykes (interference), 3:13; C – Andrew Dickson (holding), 6:23; C – Gregg Wolf (roughing), 9:33; W – Gary Shuchuk (roughing), 9:33; C – Craig Woodcroft (hooking), 11:18; C – Bob Haddock (roughing), 13:43; C – Poapst (closing hand on puck), 14:23; C – Troy Mohns (checking from behind), 16:03; C – Jeff Weber (roughing), 16:03; W – Steve Rohlik (high-sticking), 16:03; W – Tom Sagissor (roughing), 16:03; W – Dennis Snedden (interference), 19:30.

Second Period: W – Snedden (Brett Kurtz, Mark Osiecki), 5:03; C – Poapst (Gardner), 9:42 (pp); W – Shuchuk (Barry Richter, Rohlik), 13:09 (pp). **Penalties:** C – Woodcroft (slashing), 2:43; W – Kurtz (roughing), 2:43; W – Mendel (roughing), 4:52; C – Shawn Lillie (roughing), 4:52; W – Chris Nelson (interference), 8:23; C – Woodcroft (hooking), 11:27; C – Weber (tripping), 16:54; C – Kelly Mills (misconduct), 16:54; C – Mills (roughing, served by Dickson), 16:54; W – Richter (roughing), 16:54; C – Woodcroft (slashing), 19:03.

Third Period: C – Jamie Cooke (Woodcroft, Lillie), 9:36 (pp); W – Byce (unassisted), 19:18 (en). **Penalties:** C – Spott (slashing), 1:23; W – Macdonald (slashing), 4:36; W – Kurtz (holding), 6:26; W – Mendel (interference), 7:42; C – Grant Slater (high-sticking), 10:02; W – Macdonald (high-sticking), 10:02; W – Nelson (cross-checking), 18:34; C – Dale Band (roughing), 18:34.

Shots on goal: Colgate 5-5-14 – 24; Wisconsin 10-7-3 – 20. **Saves:** Colgate (Dave Gagnon) 13; Wisconsin (Duane Derksen) 21. **Total Penalties:** Colgate 18 for 36 minutes; Wisconsin 14 for 28 minutes. **Power plays:** Colgate 3 for 6; Wisconsin 4 for 9. **Officials:** Steve Piotrowski (referee), Kevin Hall (linesman), Mark Shegos (linesman). **Attendance:** 12,716.



1990 Wisconsin – Front row (left to right): Matt Glaesman, Kurt Stahura, Mark Osiecki, Tom Sagissor, Gary Shuchuk, Duane Derksen, Steve Rohlik, Jon Michelizzi, John Byce, Chris Tancill, Rob Mendel, Kurt Gonce, David Finnegan. Middle row: Assistant coach Mike Kemp, assistant coach Bill Howard, Noel Rahn, Doug Macdonald, Barry Richter, John Parker, Jon Helgeson, Joe Harwell, Chris Nelson, Sean Hill, Matt Buss, assistant coach Peter Johnson, head coach Jeff Sauer. Back row: Trainer Mike Johnson, student trainer Chad Peterson, manager Rob Malnory, Brett Kurtz, Rodger Sykes, Jason Francisco, Don Granato, Dennis Snedden, Joe Decker, Rob Andringa, Tray Tuomie, assistant coach Ian Perrin, strength coach Jim Hyne, Harold Olson.

1991 CHAMPIONSHIP GAME, March 30 at St. Paul, Minn.

NORTHERN MICH. 8, BOSTON U. 7 (3 OT)

Boston U.	3	0	4	0	0	0	—	7
Northern Mich.	0	5	2	0	0	1	—	8

First Period: BU – Ed Ronan (David Tomlinson, Peter Ahola), 1:00; BU – David Sacco (Chris McCann, Mike Bavis), 8:24; BU – Ronan (Scott Lachance, Tomlinson), 9:26. **Penalties:** NM – Ed Ward (checking from behind), 13:25; BU – Ahola (high-sticking), 20:00.

Second Period: NM – Dean Antos (Brad Werenka, Scott Beattie), 1:33 (pp); NM – Mark Beaufait (Lou Melone, Phil Soukoroff), 5:24; NM – Beattie (Melone, Kevin Scott), 14:45; NM – Darryl Plandowski (Joe Frederick, Antos), 15:39; NM – Beattie (unassisted), 17:18. **Penalties:** NM – Dave Shyiak (high-sticking), 2:29; BU – Keith Tkachuk (elbowing), 2:44; BU – John Bradley (tripping, served by Tkachuk), 8:24.

Third Period: NM – Beattie (unassisted), 3:08; BU – Tomlinson (unassisted), 5:59; NM – Plandowski (Soukoroff, Melone), 8:24 (pp); BU – Tony Amonte (McEachern, Tkachuk), 12:24; BU – McEachern (Amonte), 14:59; BU – Sacco (Lachance, McEachern), 19:21. **Penalties:** NM – Plandowski (interference), :51; BU – Doug Friedman (charging), 6:58.

Second Overtime: **Penalties:** BU – Amonte (slashing), 9:31; NM – Ward (slashing), 9:31.

Third Overtime: NM – Plandowski (Beaufait, Antos), 1:57.

Shots on goal: Boston U. 11-7-15-2-5-0 – 40; Northern Mich. 7-16-12-8-3-2 – 48. **Saves:** Boston U. (Bradley 18, Scott Cashman 22) 40; Northern Mich. (Bill Pye) 33. **Total Penalties:** Boston U. 5 for 10 minutes; Northern Mich. 4 for 8 minutes. **Power plays:** Boston U. 0 for 3; Northern Mich. 2 for 4. **Officials:** Matt Shegos (referee), Terry Schug (linesman), Mark Shegos (linesman). **Attendance:** 12,564.



1991 Northern Mich. – Team members: Bill Pye, Dan Ruoho, Dave Huettl, Geoff Simpson, Brad Werenka, Phil Neururer, Steve Carpenter, Phil Soukoroff, Mike Harding, Dallas Drake, Dean Antos, Darryl Plandowski, Steve Woog, Scott Beattie, Jim Hiller, Kevin Scott, Mark Beaufait, Mark Olson, Ed Ward, Scott Smith, Dave Shyiak, Tony Szabo, Garrett MacDonald, Bryan Ganz, Jamie Welsh, Rob Kruhlak, Joe Frederick, Lou Melone. Head coach: Rick Comley. Assistant coaches: Walt Kyle, Morey Gare.

1992 CHAMPIONSHIP GAME, April 4 at Albany, N.Y.

1992 Lake Superior St. – Front row (left to right): Brian Lukowski, assistant coach Ron Rolston, John Hendry, Vincent Faucher, Sandy Moger, head coach Jeff Jackson, Mark Astley, Paul Constantin, Michael Smith, assistant coach Terry Hossack, Darrin Madeley. Middle row: Assistant coach Anthony Palumbo, team physician Dr. Richard Ganzhorn, Clayton Beddoes, Jay Ness, Steven Barnes, Jim Peters, Dean Hulett, Kurt Miller, Darren Wetherill, Mike Bachusz, Blaine Lacher, student manager Paul Boyer, sports information director Scott Monaghan. Back row: Athletic trainer David Cotner, Jason Welch, Dan Angelelli, Rob Valicevic, Tim Hanley, Brad Willner, Jason Trzcinski, Brian Rolston, Mike Morin, Wayne Strachan, David Gartshore, equipment manager Gil Somes.

LAKE SUPERIOR ST. 5, WISCONSIN 3

Wisconsin	2	0	1	—	3
Lake Superior St.	0	2	3	—	5

First Period: W – Jason Zent (Doug Macdonald, Barry Richter), 9:45; W – Zent (Richter), 18:58 (pp). **Penalties:** W – Mark Strobel (hooking), 5:42; W – Macdonald (slashing), 7:07; LSS – Jim Peters (hooking), 11:58; LSS – Jay Ness (slashing), 13:48; W – Dan Plante (interference), 14:25; W – Brett Kurtz (holding), 15:39; LSS – Wayne Strachan (slashing), 18:22.

Second Period: LSS – Paul Constantin (John Hendry, Steven Barnes), 11:40 (pp); LSS – Tim Hanley (Vincent Faucher), 19:54. **Penalties:** LSS – Peters (holding), 6:44; W – Jason Francisco (hooking), 10:00; W – Plante (hooking), 11:15; W – Francisco (holding), 14:14; W – Macdonald (slashing), 14:59; W – Macdonald (misconduct, served by Zent), 14:59; LSS – Michael Smith (boarding), 16:37; W – Kurtz (tripping), 16:37; LSS – Sandy Moger (charging), 17:03; LSS – Moger (slashing), 20:00; W – Kurtz (slashing), 20:00.

Third Period: LSS – Smith (unassisted), 4:16 (pp); W – Zent (Plante, Richter), 8:24 (pp); LSS – Brian Rolston (Hendry, Dean Hulett), 15:08; LSS – Ness (unassisted), 19:58 (en). **Penalties:** W – Maco Balkovec (charging), 3:21; W – Kurtz (holding), 4:16; LSS – Darren Wetherill (tripping), 7:21; LSS – Peters (interference), 9:30; LSS – Constantin (slashing), 12:45; W – Blaine Moore (elbowing), 17:00; W – Joe Harwell (misconduct), 19:58.

Shots on goal: Wisconsin 12-3-12 – 27; Lake Superior St. 6-19-13 – 38. **Saves:** Wisconsin (Duane Derksen) 33; Lake Superior St. (Darrin Madeley) 24. **Total Penalties:** Wisconsin 14 for 46 minutes; Lake Superior St. 10 for 20 minutes. **Power plays:** Wisconsin 2 for 8; Lake Superior St. 2 for 11. **Officials:** Tim McConaghy (referee), Marty Demers (linesman), Brewster Earle (linesman). **Attendance:** 12,891.

1993 CHAMPIONSHIP GAME, April 3 at Milwaukee

1993 Maine – Front row (left to right): Mike Dunham, Chris Imes, Kent Salfi, Dan Murphy, Jim Montgomery, Dave LaCouture, Eric Fenton, Martin Mercier, Garth Snow. Middle row: Blair Marsh, Cal Ingraham, Justin Tomberlin, Chuck Teixeira, Dave MacIsaac, Matt Martin, assistant coach Bruce Major, assistant coach Red Gendron, head coach Shawn Walsh, assistant coach Grant Standbrook, trainer Dick Young, equipment manager Pic Doucette, Jason Weinrich, Pat Tardif, Andy Silverman, Lee Saunders, Greg Hirsch. Back row: Peter Ferraro, Brad Purdie, Paul Kariya, Mike Santonelli, Reg Cardinal, Craig Gwinn, Brad Mahoney, Jacques Rodrigue, Jamie Thompson, Tony Frenette, Michael Latendresse, Chris Ferraro, Barry Clukey.

MAINE 5, LAKE SUPERIOR ST. 4

Lake Superior St.	1	3	0	—	4
Maine	2	0	3	—	5

First Period: M – Patrice Tardif (Mike Latendresse), :28; M – Chris Ferraro (Chris Imes, Peter Ferraro), 7:10; LSS – Mike Bachusz (Dan Angelelli, Jay Ness), 17:02. **Penalties:** LSS – Rob Valicevic (slashing), 10:35; M – Matt Martin (hooking), 10:35; LSS – Brian Rolston (cross-checking), 14:20; M – Jim Montgomery (roughing), 14:20; LSS – Rolston (high-sticking), 17:47.

Second Period: LSS – Clayton Beddoes (unassisted), 7:01 (pp); LSS – John Hendry (Beddoes), 15:46; LSS – Wayne Strachan (Dean Hulett), 18:42. **Penalties:** LSS – Hulett (tripping), 3:57; M – Eric Fenton (hooking), 6:14; M – Martin Mercier (tripping), 10:54.

Third Period: M – Montgomery (Paul Kariya), 4:19; M – Montgomery (Imes, Kariya), 7:40; M – Montgomery (Kariya), 8:54 (pp). **Penalties:** LSS – Tim Hanley (tripping), 8:12; LSS – Rolston (roughing), 15:57; M – Fenton (roughing), 15:57.

Shots on goal: Lake Superior St. 6-10-8 – 24; Maine 11-10-8 – 29. **Saves:** Lake Superior St. (Blaine Lacher) 24; Maine (Mike Dunham 12, Garth Snow 8) 20. **Total Penalties:** Lake Superior St. 6 for 12 minutes; Maine 5 for 10 minutes. **Power plays:** Lake Superior St. 1 for 2; Maine 1 for 3. **Officials:** Harry Amman (referee), Rob Hearn (referee), Joel Dupree (linesman). **Attendance:** 17,704.

1994 CHAMPIONSHIP GAME, April 2 at St. Paul, Minn.

Lake Superior St.	1	5	3	—	9
Boston U.	0	1	0	—	1

First Period: LSS – Rob Valicevic (Kurt Miller, Gerald Tallaire), 13:40. **Penalties:** LSS – G. Tallaire (tripping), 1:19; BU – Steve Thornton (interference), 9:53; BU – Jacques Joubert (tripping), 14:34; LSS – Mike Morin (roughing), 17:14; BU – Doug Wood (roughing), 17:14.

Second Period: LSS – Matt Alvey (Wayne Strachan, Steven Barnes), 3:14; LSS – Miller (Valicevic, G. Tallaire), 5:07; BU – Rich Brennan (Chris O'Sullivan, Mike Pomichter), 9:40 (pp); LSS – Jay Ness (Valicevic, G. Tallaire), 14:13 (pp); LSS – Barnes (Sean Tallaire, Strachan), 17:26 (pp); LSS – S. Tallaire (Strachan, Morin), 19:17 (pp). **Penalties:** LSS – Strachan (roughing), 5:49; BU – Doug Friedman (charging), 5:49; LSS – Keith Aldridge (holding), 7:45; LSS – Miller (hooking), 10:13; BU – Jon Pratt (holding), 13:50; LSS – Morin (roughing), 14:59; BU – Dan Donato (roughing), 14:59; BU – Brennan (cross-checking), 17:21; BU – Brennan (roughing), 18:21; LSS – Valicevic (hooking), 19:45.

Third Period: LSS – Mike Matteucci (Clayton Beddoes), 4:40; LSS – S. Tallaire (Barnes), 12:51; LSS – Valicevic (Josh Bilben, G. Tallaire), 18:32. **Penalties:** LSS – Miller (high-sticking), 5:44; BU – Mike Grier (checking from behind), 10:49.

Shots on goal: Lake Superior St. 12-15-13 – 40; Boston U. 2-11-12 – 25. **Saves:** Lake Superior St. (Blaine Lacher) 24; Boston U. (Derek Herlofsky 19, J.P. McKersie 12) 31. **Total Penalties:** Lake Superior St. 8 for 16 minutes; Boston U. 9 for 18 minutes. **Power plays:** Lake Superior St. 3 for 6; Boston U. 1 for 5. **Officials:** Rob Hearn (referee), Mike Noeth (referee), Joel Dupree (linesman). **Attendance:** 15,197.

1995 CHAMPIONSHIP GAME, April 1 at Providence, R.I.

Maine	0	1	1	—	2
Boston U.	1	2	3	—	6

First Period: BU – Steve Thornton (unassisted), 14:57 (pp). **Penalties:** BU – Mike Sylvia (high-sticking), 2:13; M – Tim Lovell (high-sticking), 2:13; BU – Shawn Bates (interference), 8:32; BU – Shane Johnson (interference), 11:26; M – Brad Mahoney (roughing), 13:50; M – Jamie Thompson (cross-checking), 16:25; BU – Chris O'Sullivan (cross-checking), 17:53.

Second Period: BU – O'Sullivan (Thornton, Mike Grier), 7:27; BU – Jacques Joubert (Kaj Linna, Mike Prendergast), 9:15 (pp); M – Lovell (Tony Frenette, Thompson), 14:51. **Penalties:** BU – Chris Drury (interference), 3:19; M – Dan Shermehorn (interference), 8:42; BU – Johnson (interference), 18:20; BU – Linna (slashing), 19:44.

Third Period: M – Trevor Roenick (Jacques Rodrigue, Jeff Tory), :31 (pp); BU – Sylvia (Bates, Jay Pandolfo), 5:23; BU – O'Sullivan (Rich Brennan, Grier), 8:30 (pp); BU – Bob Lachance (Thornton), 18:47 (sh). **Penalties:** M – Reg Cardinal (holding), 7:41; BU – Linna (holding), 12:17; M – Jason Mansoff (holding), 15:26; BU – Joubert (elbowing), 15:26; BU – Bench (too many men, served by Ken Rausch), 16:59.

Shots on goal: Maine 9-5-9 – 23; Boston U. 11-14-14 – 39. **Saves:** Maine (Blair Allison) 33; Boston U. (Tom Noble) 21. **Total Penalties:** Maine 6 for 12 minutes; Boston U. 10 for 20 minutes. **Power plays:** Maine 1 for 8; Boston U. 3 for 4. **Officials:** Frank Cole (referee), Scott Leavitt (referee), Bill Jones (linesman). **Attendance:** 11,484.

1996 CHAMPIONSHIP GAME, March 30 at Cincinnati

Michigan	1	0	1	1	—	3
Colorado Col.	0	2	0	0	—	2


First Period: M – Bill Muckalt (Brendan Morrison), 11:33. **Penalties:** CC – Bobby Needham (unsportsmanlike conduct), 5:39; M – John Madden (unsportsmanlike conduct), 5:39; CC – Darren Clark (slashing), 8:29; CC – Chad Remackel (holding), 12:05; M – Greg Crozier (holding), 12:05; M – Blake Sloan (interference), 16:27.

Second Period: CC – Peter Geronazzo (Colin Schmidt, Eric Rud), 3:52 (pp); CC – Schmidt (Geronazzo, Remackel), 5:37. **Penalties:** CC – Rud (holding the stick), 1:01; M – Warren Luhning (slashing), 2:51; CC – Jon Austin (boarding), 10:16; M – Luhning (holding), 11:31; M – Luhning (charging), 13:50; M – Chris Frescoln (holding), 16:49.

Third Period: M – Mike Legg (Steven Halko, Harold Schock), 6:54 (pp). **Penalties:** CC – T.J. Tanberg (tripping), 5:32; CC – Travis Cheyne (boarding), 7:14; M – Legg (holding after the whistle), 12:16; M – Madden (unsportsmanlike conduct), 12:16; CC – Geronazzo (hitting after the whistle), 12:16; CC – Needham (unsportsmanlike conduct), 12:16; M – Frescoln (high-sticking), 18:32; CC – Remackel (roughing), 18:32.

Overtime: M – Morrison (Muckalt, Crozier), 3:35.

Shots on goal: Michigan 3-4-10-2 – 19; Colorado Col. 5-8-9-1 – 23. **Saves:** Michigan (Marty Turco) 21; Colorado Col. (Ryan Bach) 16. **Total Penalties:** Michigan 10 for 20 minutes; Colorado Col. 10 for 20 minutes. **Power plays:** Michigan 1 for 5; Colorado Col. 1 for 5. **Officials:** Frank Cole (referee), Drew Taylor (referee), Bill Jones (linesman). **Attendance:** 12,957.

LAKE SUPERIOR ST. 9, BOSTON U. 1


1994 Lake Superior St. – Front row (left to right): Blaine Lacher, assistant coach Ron Rolston, Kurt Miller, Mike Morin, Jay Ness, head coach Jeff Jackson, Clayton Beddoes, Steven Barnes, Darren Wetherill, associate coach Paul Pooley, Paul Sass. Middle row: Team doctor Richard Ganzhorn, trainer Joe Susi, Dan Angelelli, Sean Tallaire, Rob Valicevic, Jason Trzcinski, Brad Willner, Mike Matteucci, Keith Aldridge, Wayne Strachan, Sean Kulick, equipment manager Gil Somes, volunteer assistant coach Bruce Hoffer. Back row: Mark Palumbo, Brian Felsner, Ryan Sharpe, Chad Crumley, Dan Galarneau, Matt Alvey, Scott McCabe, Josh Bilben, Gino Pulente, Mike Koiranen, Gerald Tallaire, manager Dave Gilbert.

BOSTON U. 6, MAINE 2

1995 Boston U. – Front row (left to right): Shawn Ferullo, Steve Thornton, Ken Rausch, Rich Brennan, Derek Herlofsky, Jacques Joubert, Kaj Linna, Mike Prendergast, Tom Noble. Middle row: Associate head coach Blaise MacDonald, assistant coach Bill Berglund, Matt Wright, Shawn Bates, Mike Grier, Jay Pandolfo, Chris O'Sullivan, Jeff Kealty, Jon Coleman, Chris Kelleher, Bill Pierce, Bob Lachance, Doug Wood, assistant coach Mike Eruzione, head coach Jack Parker. Back row: Student manager Sharon Chung, athletic trainer Larry Venis, John Hynes, Chris Drury, Shane Johnson, Mike Sylvia, Peter Donatelli, equipment manager Mike DiMella, student manager Alex Bleckner.

MICHIGAN 3, COLORADO COL. 2 (OT)

1996 Michigan – Front row (left to right): Assistant coach Billy Powers, Marty Turco, Blake Sloan, John Arnold, Kevin Hilton, head coach Red Berenson, Steven Halko, Mark Sakala, Brendan Morrison, Gregg Malicke, assistant coach Mel Pearson. Middle row: Student manager Jason Botterill, Chris Frescoln, Warren Luhning, Peter Bourke, John Madden, Harold Schock, Bobby Hayes, Mike Legg, Chris Fox, Bill Muckalt, Matt Herr, student manager. Back row: Student manager Rick Bancroft, student manager Sean Ritchlin, Dale Rominski, Bubba Berenzweig, Justin Clark, Greg Crozier, Craig Assenmacher, Greg Daddario, Ian Hume, student manager Josh Richelew.

1997 CHAMPIONSHIP GAME, March 29 at Milwaukee**NORTH DAKOTA 6, BOSTON U. 4**

1997 North Dakota – Front row (left to right): Aaron Vickar, Mark Pivetz, Dane Litke, assistant coach Mark Osiecki, head coach Dean Blais, assistant coach Scott Sandelin; Kevin Hoogsteen, Ian Kallay, Mitch Vig, Toby Kvalevog. Middle row: Aaron Schweitzer, Matt Henderson, Jay Panzer, Jesse Bull, Jeff Ulmer, Tyler Rice, Adam Calder, Jason Blake, Jason Ulmer, Curtis Murphy, Tom Philion. Back row: Athletic trainer Mark Poolman, Brad Williamson, Lee Goren, Brad DeFauw, Tim O'Connell, Joe Blake, Peter Armbrust, David Hoogsteen, equipment manager Mike Schepp.

Boston U.	2	1	1	—	4
North Dakota	0	5	1	—	6

First Period: BU – Peter Donatelli (Tom Poti), 8:44; BU – Chris Drury (Poti, Albie O'Connell), 15:08 (pp). **Penalties:** ND – Jesse Bull (hooking), 2:12; BU – Bill Pierce (interference), 4:47; BU – Chris Kelleher (interference), 9:40; ND – Matt Henderson (elbowing), 13:34.

Second Period: ND – Curtis Murphy (Jay Panzer, Henderson), 7:06; ND – David Hoogsteen (unassisted), 8:38; ND – Henderson (unassisted), 12:35 (sh); BU – Kelleher (unassisted), 13:56 (pp); ND – Henderson (Adam Calder, Dane Litke), 15:49 (pp); ND – D. Hoogsteen (Murphy), 19:54. **Penalties:** BU – Greg Quebec (interference), 3:01; ND – Murphy (tripping), 11:44; ND – Mark Pivetz (interference), 13:12; BU – Matt Wright (interference), 15:02.

Third Period: BU – Jon Coleman (Kelleher, Mike Sylvia), 19:24; ND – Calder (unassisted), 19:47 (en). **Penalties:** BU – Sylvia (cross-checking), 8:02; ND – Mitch Vig (holding), 11:44; ND – Henderson (interference), 17:09.

Shots on goal: Boston U. 11-10-8 – 29; North Dakota 10-16-4 – 30. **Saves:** Boston U. (Michel Larocque) 24; North Dakota (Aaron Schweitzer) 25. **Total Penalties:** Boston U. 5 for 10 minutes; North Dakota 6 for 12 minutes. **Power plays:** Boston U. 2 for 6; North Dakota 1 for 5. **Officials:** Matt Shegos (referee), John Dobrzelewski (assistant referee), John LaDuke (assistant referee). **Attendance:** 17,537.

1998 CHAMPIONSHIP GAME, April 4 at Boston**MICHIGAN 3, BOSTON COLLEGE 2 (OT)**

1998 Michigan – Front row (left to right): Assistant coach Mel Pearson, Marty Turco, Dale Rominski, Matt Herr, head coach Red Berenson, Bill Muckalt, Chris Fox, Gregg Malicke, assistant coach Billy Powers. Second row: Greg Daddario, Mark Kosick, Bob Gassoff, Bill Trainor, Bobby Hayes, Andrew Merrick, Sean Ritchlin, Scott Crawford, Scott Matzka, Sean Peach. Third row: Krikor Arman, Kevin Magnuson, Justin Clark, Josh Langfeld, Dave Huntzicker, Greg Crozier, Mike Van Ryn, Bubba Berenzweig, Geoff Koch. Back row: Jon Sweeney, Rick Bancroft, Ian Hume, Jeremy Thompson, Jeff Krzeszak.

Michigan	0	1	1	1	—	3
Boston College	1	1	0	0	—	2


First Period: BC – Kevin Caulfield (Mike Mottau), 4:19. **Penalties:** M – Bubba Berenzweig (tripping), :28; M – Scott Matzka (high-sticking), 16:31; BC – Caulfield (cross-checking), 18:36.

Second Period: M – Mark Kosick (Berenzweig, Greg Crozier), 7:42; BC – Mike Lephart (Jeff Farkas, Bobby Allen), 18:38 (pp). **Penalties:** BC – Jamie O'Leary (slashing), :51; BC – Ken Hemenway (cross-checking), 11:29; M – Bobby Hayes (holding), 11:29; M – Matt Herr (hitting from behind), 17:26.

Third Period: M – Kosick (Bill Muckalt, Chris Fox), 13:48. **Penalties:** BC – Hemenway (holding the stick), 1:58; M – Josh Langfeld (hooking), 2:44; BC – Blake Bellefeuille (hooking), 4:15; BC – O'Leary (interference), 9:55.

Overtime: M – Langfeld (Fox, Matzka), 17:51.

Shots on goal: Michigan 7-8-10-10 – 35; Boston College 11-7-9-3 – 30. **Saves:** Michigan (Marty Turco) 28; Boston College (Scott Clemmensen) 32. **Total Penalties:** Michigan 5 for 10 minutes; Boston College 6 for 12 minutes. **Power plays:** Michigan 0 for 5; Boston College 1 for 4. **Officials:** Mike Schmitt (referee), Jon Elvy (assistant referee), Randy Schmidt (assistant referee). **Attendance:** 18,276.

1999 CHAMPIONSHIP GAME, April 3 at Anaheim, Calif.**MAINE 3, NEW HAMPSHIRE 2 (OT)**

1999 Maine – Front row (left to right): Equipment manager Peter Herrick, administrative assistant Jeanne Goss, assistant Nate Leaman, assistant coach Gene Reilly, Marcus Gustafsson, David Cullen, Steve Kariya, Jason Vitorino, Bobby Stewart, assistant coach Grant Standbrook, head coach Shawn Walsh, office assistant Sara Dubay, trainer Paul Culina, media relations director David Lang. Middle row: Mike Morrison, Matt Yeats, Cory Larose, Anders Lundback, Barrett Heisten, Eddie Wood, Eric Turgeon, Robert Ek, A.J. Begg, Doug Janik, Ben Guite, Magnus Lundback, Matthias Trattnig, Peter Metcalf, Alfie Michaud. Back row: Brendan Walsh, Niko Dimitrakos, Tuomo Jaaskelainen, Troy Kahler, Jim Leger, Ed Boudreau, Gray Shaneberger, Kevin Clauson, Dan Kerluke, Adam Tate, Tom Reimann.

Maine	1	1	0	1	—	3
New Hampshire	0	1	1	0	—	2

First Period: M – Ben Guite (Jason Vitorino, Dan Kerluke), 15:47 (pp). **Penalties:** NH – Darren Haydar (roughing), :40; M – Barrett Heisten (tripping), 2:42; M – Robert Ek (roughing), 9:39; NH – Christian Bragnalo (boarding), 10:34; NH – Mike Souza (cross-checking), 11:13; M – Vitorino (interference), 13:30; NH – John Sadowski (hooking), 14:53; M – Matthias Trattnig (high-sticking), 19:49.

Second Period: M – Niko Dimitrakos (David Cullen, Peter Metcalf), 4:10; NH – Haydar (Souza, Ty Conklin), 15:58. **Penalties:** M – Bench (too many men, served by Vitorino), :47; M – Kerluke (checking from behind), 11:10; NH – Haydar (elbowing), 13:52; NH – Chad Onufrechuk (slashing), 14:28; NH – Christian Bragnalo (misconduct), 14:33; M – Bench (delay of game, served by Kerluke), 15:58; NH – Haydar (tripping), 19:24.

Third Period: NH – Souza (Jason Krog, Haydar), 3:33.

Overtime: M – Marcus Gustafsson (Cory Larose), 10:50. **Penalties:** M – Doug Janik (roughing), 7:22; NH – Sadowski (holding), 7:22.

Shots on goal: Maine 12-11-7-9 – 39; New Hampshire 16-19-8-5 – 48. **Saves:** Maine (Alfie Michaud) 46; New Hampshire (Ty Conklin) 36. **Total Penalties:** Maine 8 for 16 minutes; New Hampshire 9 for 26 minutes. **Power plays:** Maine 1 for 7; New Hampshire 0 for 7. **Officials:** Mike Noeth (referee), Bill Jones (assistant referee), Tim Kotyra (assistant referee). **Attendance:** 14,447.

2000 CHAMPIONSHIP GAME, April 8 at Providence, R.I.**NORTH DAKOTA 4, BOSTON COLLEGE 2**

Boston College	1	1	0	—	2
North Dakota	1	0	3	—	4

First Period: ND – Mike Commodore (Bryan Lundbohm, Tim Skarperud), 3:48; BC – Jeff Farkas (Blake Bellefeuille, Brian Gionta), 16:47 (pp). **Penalties:** Aaron Schneekloth (cross-checking), 6:32; BC – Jeff Giuliano (hooking), 10:02; ND – Ryan Bayda (slashing), 11:35; ND – Chad Mazurak (high-sticking), 16:28; BC – Jeff Giuliano (hooking), 17:13.

Second Period: BC – Marty Hughes (Gionta), 6:59. **Penalties:** ND – Mazurak (holding), :25; ND – Tim O'Connell (slashing), 3:04; BC – Bench (too many men, served by Hughes), 4:21; BC – Ales Dolinar (slashing), 10:45; ND – Commodore (holding), 10:45; ND – Commodore (tripping), 14:26.

Third Period: ND – Lee Goren (Bayda), 2:43; ND – Jason Ulmer (Goren), 14:22; ND – Goren (unassisted), 19:14 (en).

Shots on goal: Boston College 13-6-4 – 23; North Dakota 13-12-11 – 36. **Saves:** Boston College (Scott Clemmensen) 32; North Dakota (Karl Goehring) 32. **Total Penalties:** Boston College 4 for 8 minutes; North Dakota 7 for 14 minutes. **Power plays:** Boston College 1 for 6; North Dakota 0 for 3. **Officials:** Matt Shegos (referee), Bill Jones (assistant referee), Jeff Fulton (assistant referee). **Attendance:** 11,484.



2000 North Dakota – Front row (left to right): Andy Kollar, Tim O'Connell, Jason Ulmer, Lee Goren, assistant coach Lee Davidson, assistant coach Jeff Bowen, head coach Dean Blais; associate head coach Scott Sandelin, Peter Armbrust, Brad DeFauw, Mike Commodore, Karl Goehring. Middle row: Ryan Sofie, Chad Mazurak, Paul Murphy, Aaron Schneekloth, Pat Kenny, Mike Possin, Travis Roche, Wes Dorey, Trevor Hamner, Jeff Panzer, Jason Endres. Back row: Dr. Greg Greek, trainer Mark Poolman, Kevin Spiewak, Adrian Hasbargen, Ryan Bayda, Tim Skarperud, Jeff Yurecko, Ryan Hale, Chris Leinweber, Jason Notermann, Bryan Lundbohm, strength coach Paul Chapman, equipment manager Lee Greseth.

2001 CHAMPIONSHIP GAME, April 7 at Albany, N.Y.**BOSTON COLLEGE 3, NORTH DAKOTA 2 (OT)**

North Dakota	0	0	2	0	—	2
Boston College	0	2	0	1	—	3

First Period: No scoring. **Penalties:** ND – David Hale (cross-checking), 2:49; BC – Brett Peterson (interference), 8:32; BC – Krys Kolanos (interference with the goaltender), 12:20; ND – Jason Notermann (hooking) 14:02.

Second Period: BC – Chuck Kobasew (Jeff Giuliano), 5:26 (pp); BC – Mike Lephart (J.D. Forrest, Bobby Allen), 8:50. **Penalties:** ND – Aaron Schneekloth (hooking), 4:27; BC – Lephart (hooking), 12:45; BC – Tony Voce (hooking), 14:49; ND – Schneekloth (tripping), 16:10.

Third Period: ND – Tim Skarperud (Travis Roche, Bryan Lundbohm), 16:18 (pp); ND – Wes Dorey (Schneekloth, B. Lundbohm), 19:24. **Penalties:** BC – Forrest (tripping), :49; ND – Kevin Spiewak (slashing), 1:34; ND – David Lundbohm (hooking), 2:51; BC – Brooks Orpik (interference), 11:06; ND – Skarperud (slashing), 13:31; BC – Too many men on the ice (served by A.J. Walker), 15:07.

Overtime: BC – Kolanos (Voce, Kobasew), 4:43. **Penalties:** None.

Shots on goal: North Dakota 9-9-16-3-37; Boston College 9-12-7-3-31. **Saves:** North Dakota (Karl Goehring) 28; Boston College (Scott Clemmensen) 35. **Penalties:** North Dakota 7 for 14 minutes; Boston College 7 for 14 minutes. **Power plays:** North Dakota 1 for 7; Boston College 1 for 7. **Officials:** Mike Schmitt (referee), Bill Jones (assistant referee), Matt Smith (assistant referee). **Attendance:** 13,667.



2001 Boston College – Front row (left to right): Scott Clemmensen, Dan Sullivan, Rob Scuderi, Bobby Allen, Brian Gionta, Mike Lephart, Marty Hughes, Mark McLennan, Tim Kelleher. Second row: Head coach Jerry York, associate head coach Scott Paluch, trainer Bert Lenz, Ben Eaves, Jeff Giuliano, Bill Cass, Justin Dziana, Brooks Orpik, Krys Kolanos, Ales Dolinar, Brett Peterson, assistant coach Mike Cavanaugh, manager Brian Kaufman. Back row: Manager Andrew Kelley, manager Tim Lamoriello, Tony Penna (team chaplain), J.D. Forrest, A.J. Walker, Joe Schuman, Chuck Kobasew, Tom Egan, Ty Hennes, Tony Voce, manager Steve Della Penna, equipment manager John Hegarty.

2002 CHAMPIONSHIP GAME, April 6 at St. Paul, Minn.

MINNESOTA 4, MAINE 3 (OT)



2002 Minnesota - Front row (left to right): Adam Hauser, Nick Angell, John Pohl, Jordan Leopold, head coach Don Lucia, Grant Potulny, Erik Wendell, Pat O'Leary, Justin Johnson. Second row: Dr. Richard Feist, Dr. Robert LaPrade, athletic trainer Tom Kiff, goalie coach Robb Stauber, program associate Mark Bahr, assistant coach Mike Guentzel, assistant coach Bob Motzko, strength coach Cal Dietz, assistant strength coach Neil Rampe, equipment manager Harry Broadfoot, media relations John Romo, student manager Joel Gardner, Travis Weber. Third row: Brett MacKinnon, Garrett Smaagaard, Jon Waibel, Matt Koalska, Dan Welch, Troy Riddle, Nick Anthony, Chad Roberg, Keith Ballard, Jake Fleming. Back row: Mike Erickson, Paul Martin, Matt DeMarchi, Jeff Taffe, Barry Tallackson, Joey Martin, Judd Stevens, Jerriid Reinholz.

Maine	0	1	2	0	—	3
Minnesota	1	1	1	1	—	4

First Period: MN – Keith Ballard (Troy Riddle, Nick Angell), 7:18 (pp). **Penalties:** ME – Cliff Loya (holding), 5:40; ME – Ben Murphy (goaltender interference), 9:20; ME – Loya (cross-checking), 10:08; MN – Grant Potulny (holding the stick), 13:18; ME – Murphy (high-sticking), 16:34.

Second Period: ME – Michael Schutte (Peter Metcalf, Niko Dimitrakos), 4:47 (pp); MN – John Pohl (Nick Anthony, Angell), 5:38. **Penalties:** MN – Potulny (interference), 3:47; MN – Ballard (obstruction-holding), 9:37; ME – Gray Shaneberger (tripping), 13:02.

Third Period: ME – Schutte (Prestin Ryan, Todd Jackson), 1:17; ME – Robert Liscak (Dimitrakos), 15:27; MN – Matt Koalska (Riddle, Pohl), 19:07. **Penalties:** MN – Jeff Taffe (boarding), 9:15; ME – Lucas Lawson (hitting after the whistle), 19:19; MN – Matt DeMarchi (hitting after the whistle), 19:19.

Overtime: MN – Potulny (Pohl, Jordan Leopold), 16:58 (pp). **Penalties:** ME – Schutte (tripping), 15:58.

Shots on goal: Maine 11-13-16-5-45; Minnesota 11-8-9-7-35. **Saves:** Maine (Matt Yeats) 31; Minnesota (Adam Hauser) 42. **Officials:** Steve Piotrowski (referee), John LaDuke (assistant referee), Kevin Langseth (assistant referee). **Attendance:** 19,324.

2003 CHAMPIONSHIP GAME, April 12 at Buffalo, N.Y.

MINNESOTA 5, NEW HAMPSHIRE 1



2003 Minnesota - Front row (left to right): Justin Johnson, Matt Koalska, Matt DeMarchi, Nick Anthony, Grant Potulny, Paul Martin, Chad Roberg, Troy Riddle, Travis Weber. Second row: Dr. Richard Feist, Dr. Robert LaPrade, student trainer Todd Gaddie, athletic trainer Tom Kiff, program associate Mark Bahr, assistant coach Bob Motzko, head coach Don Lucia, assistant coach Mike Guentzel, goalie coach Robb Stauber, strength coach Cal Dietz, equipment manager Harry Broadfoot, media relations John Romo, student manager Joel Gardner, Dustin Smieja. Third row: Jake Fleming, Garrett Smaagaard, Jon Waibel, P.J. Atherton, Andy Sertich, Brett MacKinnon, Keith Ballard, Tyler Hirsch. Back row: Jerriid Reinholz, Judd Stevens, Peter Kennedy, Joey Martin, Barry Tallackson, Thomas Vanek, Gino Guyer, Chris Harrington.

New Hampshire	1	0	0	—	1
Minnesota	1	0	4	—	5

First Period: MN – Matt DeMarchi (Garrett Smaagaard), 10:58; NH – Sean Collins (Nathan Martz, Justin Aikins), 19:41 (pp). **Penalties:** NH – Colin Hemingway (charging), 8:57; MN – Keith Ballard (roughing), 11:35; NH – Aikins (hooking), 13:12; MN – Smaagaard (hit after whistle), 18:01.

Second Period: No scoring. **Penalties:** NH – Patrick Foley (charging), 2:33; MN – Thomas Vanek (cross-checking), 3:10; NH – Brian Yandle (interference), 15:27; MN – Judd Stevens (obstruction-holding), 18:39.

Third Period: MN – Vanek (Matt Koalska), 8:14; MN – Jon Waibel (Vanek), 11:25; MN – Barry Tallackson (Gino Guyer, Chris Harrington), 13:34 (pp); MN – Tallackson (Grant Potulny), 18:31 (empty net). **Penalties:** NH – Martz (roughing), 11:43; NH – Tim Horst (hooking), 18:46; MN – Jake Fleming (slashing), 18:46.

Shots on goal: New Hampshire 7-9-11 – 27; Minnesota 16-14-15 – 45. **Saves:** New Hampshire (Michael Ayers) 40; Minnesota (Travis Weber) 26. **Penalties:** NH – 6 for 12 minutes; MN – 6 for 12 minutes. **Officials:** Steve Piotrowski (referee), John LaDuke (assistant referee), Kevin Langseth (assistant referee). **Attendance:** 18,759.

2004 CHAMPIONSHIP GAME, April 10 at Boston**DENVER 1, MAINE 0**

Denver	1	0	0	—	1
Maine	0	0	0	—	0


First Period: D – Gabe Gauthier (Connor James), 12:26 (pp). **Penalties:** D – Max Bull (checking from behind), 3:39; M – Dustin Penner (holding the stick), 5:13; D – Gauthier (roughing), 5:13; M – Mathew Deschamps (obstruction, interference), 11:49; D – Bull (cross-checking), 13:25; M – Jon Jankus (tripping), 14:24; D – J.D. Corbin (holding), 17:03.

Second Period: No scoring. **Penalties:** M – Todd Jackson (tripping), 6:26; D – Gauthier (cross-checking), 6:31; M – Jankus (holding the stick), 6:31; D – Jeff Drummond (hooking), 8:16; M – Mike Hamilton (roughing), 9:47; D – Ryan Caldwell (roughing), 9:47.

Third Period: No scoring. **Penalties:** D – Drummond (obstruction-holding), 3:24; M – Prestin Ryan (interference), 8:09; M – Deschamps (roughing), 12:15; D – Jon Foster (roughing), 12:15; D – Matt Laatsch (hooking), 17:51; D – Gauthier (delaying the game), 18:26.

Shots on goal: Denver 4-6-10 – 20; Maine 6-9-9 – 24. **Saves:** Denver (Adam Berkhoel) 24; Maine (Jimmy Howard) 19. **Penalties:** Denver 11 for 22 minutes; Maine 8 for 16 minutes.

Power plays: Denver 1 for 4; Maine 0 for 6. **Officials:** Tim Kotyra (referee), Scott Whittemore (linesman), Tom Cronin (linesman). **Attendance:** 18,597.



2004 Denver - Front row (left to right): Glenn Fisher, Lukas Dora, Greg Keith, Max Bull, assistant coach Seth Appert, head coach George Gwozdecky, assistant coach Steve Miller, director of hockey operations David Tenzer, Ryan Caldwell, Connor James, Scott McConnell, Adam Berkhoel. Middle row: Gabe Gauthier, Ted O'Leary, Jussi Halme, Luke Fulghum, Matt Laatsch, equipment manager Lee Greseth, athletic trainer Erik Rasmussen, strength coach Mike Sanders, assistant equipment manager Scott Morrison, Nick Larson, Kevin Ulanski, Jon Foster, Jeff Drummond. Back row: Danny King, Ryan Helgason, Jeff Rogers, Mike Handza, Brett Skinner, student athletic trainer Heather Volmer, student equipment manager Chris Ellis, volunteer assistant coach Chris LaPerle, student equipment manager Bert Ver Haar, Adrian Veideman, Matt Carle, Jon James, Brock McMorris, J.D. Corbin.

2005 CHAMPIONSHIP GAME, April 9 at Columbus, Ohio**DENVER 4, NORTH DAKOTA 1**

North Dakota	1	0	0	—	1
Denver	1	1	2	—	4

First Period: DU – Jeff Drummond (Kevin Ulanski, Gabe Gauthier), 6:15; ND – Travis Zajac (Nick Fuher, Drew Stafford), 9:52 (pp). **Penalties:** ND – Matt Greene (roughing), 2:31; DU – Adrian Veideman (roughing), 2:31; ND – Greene (high-sticking), 6:31; DU – Andrew Thomas (high-sticking), 8:55.


Second Period: DU – Paul Stastny (Ulanski, Matt Laatsch), 10:08. **Penalties:** DU – Jussi Halme (tripping), 1:28; DU – Halme (hooking), 5:55; ND – Brian Canady (elbowing), 8:26; DU – Stastny (holding), 11:37; ND – Rory McMahon (interference), 13:34; ND – Andy Schneider (hooking), 17:09; DU – Stastny (obstruction-hooking), 18:06.

Third Period: DU – Stastny (Matt Carle, Brett Skinner), 8:19; DU – Gauthier (Stastny), 19:23. **Penalties:** DU – Thomas (holding), 2:57; DU – Michael Handza (unsportsmanlike conduct), 2:57; ND – Mike Prpich (unsportsmanlike conduct), 2:57; ND – Greene (cross-checking), 7:01; ND – Fuher (slashing), 8:53; DU – Geoff Paukovich (interference), 9:46.

Shots on goal: North Dakota 10-12-23 – 45; Denver 7-11-6 – 24. **Saves:** North Dakota (Jordan Parise) 20; Denver (Peter Mannino) 44. **Penalties:** North Dakota 8 for 16 minutes; Denver 9 for 18 minutes. **Power plays:** North Dakota 1 for 7; Denver 2 for 6. **Officials:** Steve Piotrowski (referee), Kevin Langseth (linesman), Paul Tunison (linesman). **Attendance:** 17,155.



2005 Denver - Front row (left to right): Glenn Fisher, Jon Foster, Jeff Drummond, alternate captain Nick Larson, captain Matt Laatsch, assistant coach Seth Appert, head coach George Gwozdecky, director of hockey operations David Tenzer, assistant coach Steve Miller, alternate captain Kevin Ulanski, Luke Fulghum, Jussi Halme, Peter Mannino. Middle row: Ryan Helgason, J.D. Corbin, Gabe Gauthier, Brett Skinner, equipment manager Lee Greseth, athletic trainer Erik Rasmussen, head strength and conditioning coach Mike Sanders, Brock McMorris, Ted O'Leary, Matt Carle, Ryan Dingle, Danny King. Back row: Paul Stastny, Mike Handza, Zach Blom, Andrew Thomas, Geoff Paukovich, student equipment manager Chris Ellis, student equipment manager Bert VerHaar, volunteer assistant coach Matt Cady, Tom May, Jeff Rogers, Adrian Veideman, Jon James, Steven Cook.

2006 CHAMPIONSHIP GAME, April 8 at Milwaukee

2006 Wisconsin - Front row (left to right): Nick Licari, Ross Carlson, Jeff Likens, Andrew Joudrey, Adam Burish, Shane Connelly, Brian Elliott, Tom Gilbert, Ryan MacMurchy, A.J. Degenhardt, Jake Dowell, Andy Brandt. Middle row: Josh Engel, Davis Drewiske, Matt Auffrey, Jeff Henderson, assistant coach Kevin Patrick, head coach Mike Eaves, assistant coach Mark Osiecki, volunteer assistant coach Bill Howard, Ryan Jeffery, Matt Olinger, Jack Skille, Joe Piskula. Back row: Strength coach Mike Potenza, student manager Brannon Garvert, athletic trainer Andy Hrodey, Ben Street, Joe Pavelski, Jeff Slinde, Robbie Earl, Matthew Ford, Tom Gorowsky, Kyle Klubertanz, video coordinator Zach Remiker, director of hockey operations Rob Malnory.

WISCONSIN 2, BOSTON COLLEGE 1

Boston College	1	0	0	—	1
Wisconsin	0	1	1	—	2

First Period: BC – Pat Gannon (Dan Bertram), 9:01. **Penalties:** BC – Anthony Aiello (interference), 3:22; BC – Bertram (holding the stick), 5:57; W – Matt Olinger (interference), 11:48; BC – Bertram (high-sticking), 13:36; W – Tom Gilbert (high-sticking), 13:36; BC – Bertram (hooking), 18:03.

Second Period: W – Robbie Earl (Adam Burish, Joe Pavelski), 1:17. **Penalties:** BC – Joe Rooney (hooking), 2:38; W – Andy Brandt (roughing), 5:03; BC – Nathan Gerbe (roughing), 5:03; W – Jeff Likens (high-sticking), 6:30.

Third Period: W – Tom Gilbert (Joe Pavelski, Adam Burish), 9:32 (pp). **Penalties:** W – Jake Dowell (cross-checking), :50; BC – Gerbe (interference), 2:44; W – Brandt (hooking), 5:39; BC – Anthony Aiello (hooking), 8:34; BC – Tim Filangieri (slashing), 11:29; BC – Peter Harold (boarding), 16:32.

Shots on goal: Boston College 9-10-4 – 23; Wisconsin 17-11-11 – 39. **Saves:** Boston College (Cory Schneider) 37; Wisconsin (Brian Elliott) 22. **Total Penalties:** Boston College 10 for 20 minutes; Wisconsin 6 for 12 minutes. **Power plays:** Boston College 0 for 4; Wisconsin 1 for 8. **Officials:** Matt Shegos (referee), Kevin Langseth (linesman), Keith Sergott (linesman). **Attendance:** 17,758.

2007 CHAMPIONSHIP GAME, April 7 at St. Louis

2007 Michigan St. - Front row (left to right): Bobby Jarosz, Jim McKenzie, Chris Snavelly, Chris Mueller, Tyler Howells, Chris Lawrence, Ethan Graham, Bryan Lerg, Brandon Warner, Justin Abdelkader, Jeff Lerg. Middle Row: Assistant Coach Brian Renfrew, Head Coach Rick Comley, Assistant Coach Rob Woodward, Strength and Conditioning Coach Mike Vorkapich, Steve Mnich, Zak McClellan, Tim Crowder, Daniel Vukovic, Jay Sprague, Nick Sucharski, Dan Sturges, Brandon Gentile, Keith McKittrick, Assistant to the Head Coach/Video Coordinator Keith McKittrick, Team Physician Dr. Robert Norris, Athletic Trainer Dave Carrier, Athletics Director Ron Mason, Assistant Coach Tom Newton. Back Row: Team Manager Robby Mayer, Strength and Conditioning Intern Joe Agnello, Equipment Manager Tom Magee, Kurt Kivisto, Matt Schepke, Ryan Turek, Jeff Dunne, Justin Johnston, Mike Ratchuk, Tim Kennedy, Student Manager Matt Booth, Student Athletic Trainer Shinji Miura, Academic Coordinator Angela Howard.

MICHIGAN ST. 3, BOSTON COLLEGE 1

Michigan St.	0	0	3	—	3
Boston College	0	1	0	—	1

First Period: **Penalties:** MS – Chris Snavelly (obstruction), 9:46; BC – Dan Bertram (holding the stick), 17:34; MS-Ethan Graham (unsportsmanlike conduct), 17:51; BC – Nathan Gerbe (unsportsmanlike conduct), 17:51.

Second Period: BC – Brian Boyle (Brock Bradford), 6:50 (pp). **Penalties:** MS – Justin Abdelkader (hooking), 3:34; MS – Tim Crowder (hooking), 5:00; BC – Tim Filangieri (interference), 8:38; BC – Boyle (tripping), 10:31; BC-Carl Snee (slashing), 12:58.

Third Period: MS – Tim Kennedy (Abdelkader), 9:53 (pp); MS – Abdelkader (Kennedy, Tyler Howells), 19:41; MS – Chris Mueller (Jim McKenzie, Daniel Vukovic), 19:58 (en). **Penalties:** MS – Abdelkader (interference), 1:35; BC – Matt Greene (charging the goaltender), 3:39; MS – Graham (roughing), 7:51; BC – Kyle Kucharski (slashing), 7:51; BC – Filangieri (hooking), 9:47.

Shots on goal: Michigan St. 6-12-11 – 29; Boston College 13-6-11 – 30. **Saves:** Michigan St. (Jeff Lerg) 29; Boston College (Cory Schneider) 26. **Total Penalties:** Michigan St. 6 for 12 minutes; Boston College 8 for 16 minutes. **Power plays:** Michigan St. 1 for 6; Boston College 8 for 16. **Officials:** Derek Shepherd (referee), Bob Keltie (linesman), Butch Mousseaux (linesman). **Attendance:** 19,432.

2008 CHAMPIONSHIP GAME, April 12 at Denver**BOSTON COLLEGE 4, NOTRE DAME 1**

Notre Dame	0	1	0	—	1
Boston College	0	3	1	—	4

First Period: **Penalties:** BC - Kyle Kucharski (holding the stick), 8:41 (pp); BC - Matt Greene (cross checking), 14:33 (pp); ND - Brock Sheahan (roughing), 17:02 (pp); BC - Anthony Aiello (tripping), 18:24 (pp).

Second Period: BC - Nathan Gerbe (Brian Gibbons, Ben Smith), 2:23; BC - Nathan Gerbe (Ben Smith, Dan Bertram), 5:37 (pp); BC - Joe Whitney (Nathan Gerbe, Benn Ferriero), 8:11 (pp); ND - Kevin Deeth (Kyle Lawson, Ian Cole), 9:07. **Penalties:** BC - Andrew Orpik (slashing), 2:51 (pp); ND - Ryan Thang (interference), 4:58 (pp); ND - Dan VeNard (cross checking), 6:29 (pp); ND - Dan Kissel (tripping), 7:27 (pp); BC - Kyle Kucharski (holding), 7:32 (pp); ND - Dan VeNard (high sticking), 16:49 (pp).

Third Period: BC - Ben Smith (Nathan Gerbe, Brian Gibbons), 5:31. **Penalties:** BC - Nick Petrecki (elbowing), .08 (pp); BC - Matt Price (tripping), 8:05 (pp); BC - Matt Greene (hooking), 9:54 (pp).

Shots on goal: Notre Dame 5-8-8 - 21; Boston College 7-11-5 - 23. **Saves:** Notre Dame (Jordan Pearcee) 19; Boston College (John Muse) 20. **Total Penalties:** Notre Dame 5 for 10 minutes; Boston College 8 for 16 minutes. **Power plays:** Notre Dame 0 for 8; Boston College 2 for 4. **Officials:** Todd Anderson (referee), Tim Swiader (linesman), Butch Mousseaux (linesman). **Attendance:** 18,632.



2008 Boston College - Front row (left to right): John Muse, Brock Bradford, Pat Gannon, Dan Bertram, Mike Brennan, Matt Greene, Joe Adams, Benn Ferriero, Nathan Gerbe. Middle Row: strength coach Russ DeRosa, head coach Jerry York, associate head coach Mike Cavanaugh, Matt Price, Anthony Aiello, Nick Petrecki, Kyle Kucharski, Andrew Orpik, Tim Filangieri, Tim Kunes, Ben Smith, assistant coach Greg Brown, assistant coach Jim Logue, rink manager Norm Reid, athletic trainer Bert Lenz. Back row: manager Justin Murphy, manager Kenny Ryan, director of hockey operations John Hegarty, manager Mike Feeley, Joe Whitney, Matt Lombardi, Carl Sneep, Alex Kremer, Andrew Margolin, Brian Gibbons, team chaplain Fr. Tony Penna, manager Dan Mennan, statistician Nick Martino, video coordinator Ryan Ferriter, student athletic trainer Paul Ucci.

2009 CHAMPIONSHIP GAME, April 11 at Washington, D.C.**BOSTON U. 4, MIAMI (OH) 3 (OT)**

Miami (OH)	0	1	2	0	—	3
Boston U.	1	0	2	1	—	4


First Period: BU - Chris Connolly (David Warsofsky, Eric Gryba), 15:15. **Penalties:** BU - Gryba (tripping), 2:23 (pp); BU - Vinny Saponari (cross checking), 5:19 (pp); MIA - Chris Wideman (holding), 12:01; BU - John McCarthy (roughing), 12:01; BU - Gryba (cross checking), 15:46 (pp); MIA - Tommy Wingels (hooking), 19:48 (pp).

Second Period: MIA - Gary Steffes (Andy Miele, Jarod Palmer), 2:01. **Penalties:** BU - Brandon Yip (holding), 3:13 (pp); MIA - Justin Mercier (tripping), 6:09 (pp); BU - Colby Cohen (cross checking), 17:17 (pp).

Third Period: MIA - Wingels (Carter Camper), 12:31; MIA - Trent Vogelhuber (Brian Kaufman); BU - Zach Cohen (Nick Bonino, Yip), 19:01 (ex); BU - Bonino (Matt Gilroy, Chris Higgins), 19:43 (ex). **Penalties:** BU - C. Cohen (Slashing), 5:51 (pp); BU - Jason Lawrence (slashing), 13:38 (pp).

Overtime: BU - C. Cohen (Kevin Shattenkirk, Connolly), 11:47.

Shots on goal: Miami (OH) 10-9-9-4 - 32; Boston U. 9-7-7-9 - 32. **Saves:** Miami (OH) (Cody Reichard) 28; Boston U. (Kieran Millan) 29. **Total Penalties:** Miami (OH) 3 for 6 minutes; Boston U. 8 for 16 minutes. **Power plays:** Miami (OH) 0 for 7; Boston U. 0 for 2. **Officials:** Todd Anderson (referee), Marco Hunt (referee), Tony Czech (linesman), Matt Ulwelling (linesman). **Attendance:** 18,512



2009 Boston U. - Front row (left to right): Kieran Millan, Eric Gryba, Steve Smolinsky, Jason Lawrence, John McCarthy, Matt Gilroy, Brandon Yip, Chris Higgins, Brian Strait, Adam Kraus. Middle Row: head coach Jack Parker, student manager Patrick Walsh, assistant coach Mike Bavis, student manager Amanda Gibson, equipment manager Mike DiMella, student manager Whitney Delorey, Kevin Gilroy, Vinny Saponari, Nick Bonino, Zach Cohen, Grant Rollheiser, Colby Cohen, Colin Wilson, Corey Trivino, Ryan Ruikka, associate head coach David Quinn, athletic trainer Larry Venis, assistant coach Mike Geragosian, video coordinator Andy Saucier, student athletic trainer Melissa Fountain, rink manager Joe Conceicao, student athletic trainer Carolyn Kirkup. Back row: assistant strength and conditioning coach Karen Wood, David Warsofsky, Joe Pereira, Victor Saponari, Kevin Shattenkirk, Andrew Glass, Ross Gaudet, Luke Popko, Chris Connolly, strength and conditioning coach Mike Boyle.

2010 CHAMPIONSHIP GAME, April 10 at Detroit

Boston College	1	0	4	—	5
Wisconsin	0	0	0	—	0

First Period: BC - Ben Smith (Steven Whitney, Joe Whitney), 12:57. **Penalties:** BC - J. Whitney (Interference), 1:17 (pp); W - Ryan McDonagh (cross-checking), 5:24 (pp); W - John Mitchell (cth elbowing), 11:04 (pp).

Second Period: Penalties: W - Jake Gardiner (interference), 3:16 (pp); BC - J. Whitney (clipping), 4:21 (pp).

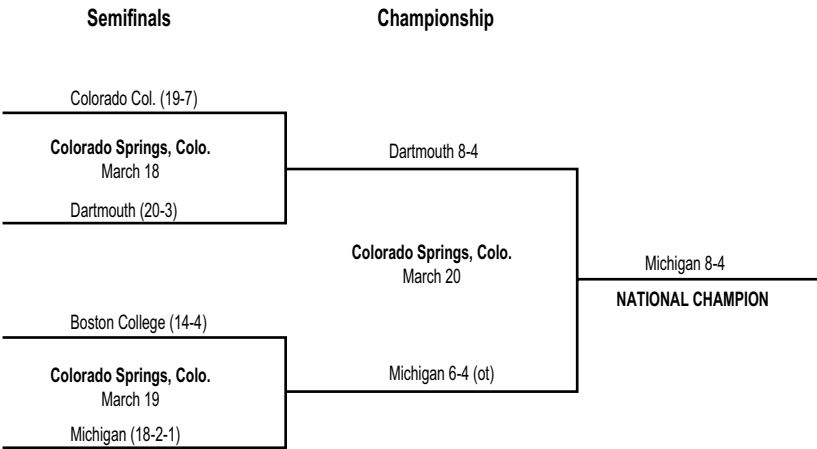
Third Period: BC - Cam Atkinson (J. Whitney), 1:38; BC - Chris Kreider (Jimmy Haynes, Philip Samuelsson), 3:40; BC - Atkinson (Gibbons, J. Whitney), 7:20; BC - Matt Price (unassisted), 15:29. **Penalties:** W - Craig Smith (cth elbowing), 6:32 (pp); W - Podge Turnbull (contact to the head), 10:19 (pp); BC - J. Whitney (unsportsmanlike conduct), 17:52; W - Smith (charging), 17:52; BC - Brian Gibbons (slashing), 17:52 (pp).

Shots on goal: Boston College 12-6-8 - 26; Wisconsin 5-9-6 - 20. **Saves:** Boston College (John Muser) 20; Wisconsin (Scott Gudmandson) 21. **Total Penalties:** Boston College 4 for 8 minutes; Wisconsin 6 for 12 minutes. **Power plays:** Boston College 2 for 5; Wisconsin 0 for 3. **Officials:** Matt Shegos (referee), Mark Wilkins (linesman), Bruce Vida (linesman). **Attendance:** 37,592.

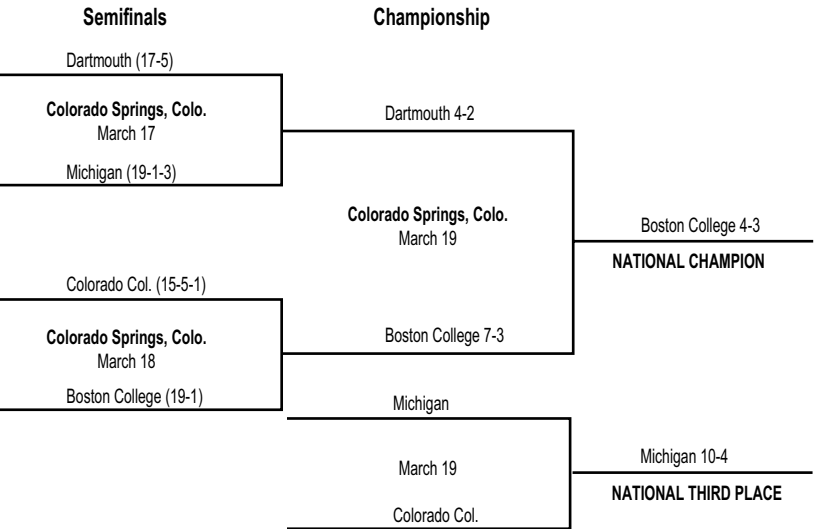
BOSTON COLLEGE 5, WISCONSIN 0

2010 Boston College - Front row (left to right): John Muse, Joe Whitney, Brian Gibbons, Ben Smith, Matt Price, Matt Lombardi, Carl Sneepp, Cam Atkinson, Chris Venti. Middle Row: head coach Jerry York, associate head coach Mike Cavanaugh, strength coach Russ DeRosa, manager Stephen Greenberg, Steven Whitney, Malcolm Lyles, Edwin Shea, Tommy Cross, Jimmy Hayes, Paul Carey, Barry Almeida, Tommy Atkinson, manager Mike Feeley, assistant coach Greg Brown, associate athletics director Tom Peters, rink manager Norm Reid. Back row: manager Neal Ratto, manager Chris Malloy, athletic trainer Bert Lenz, Patch Alber, Brooks Dyroff, Chris Kreider, Patrick Wey, Brian Dumoulin, Philip Samuelsson, Parker Milner, Pat Mullane, team chaplain Fr. Thomas Kenney, S.J., director of hockey operations John Hegarty, manager Samson Lee, manager Tom Maguire. not pictured: assistant coach Jim Logue.

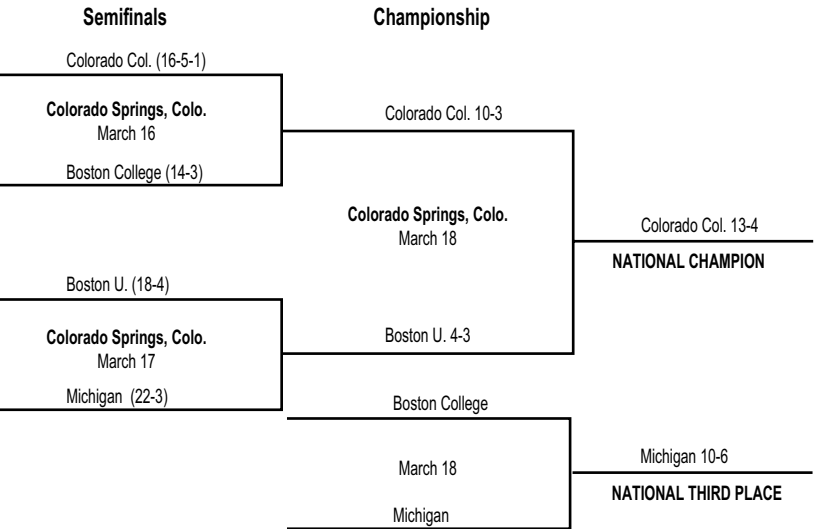
1948 Championship Bracket



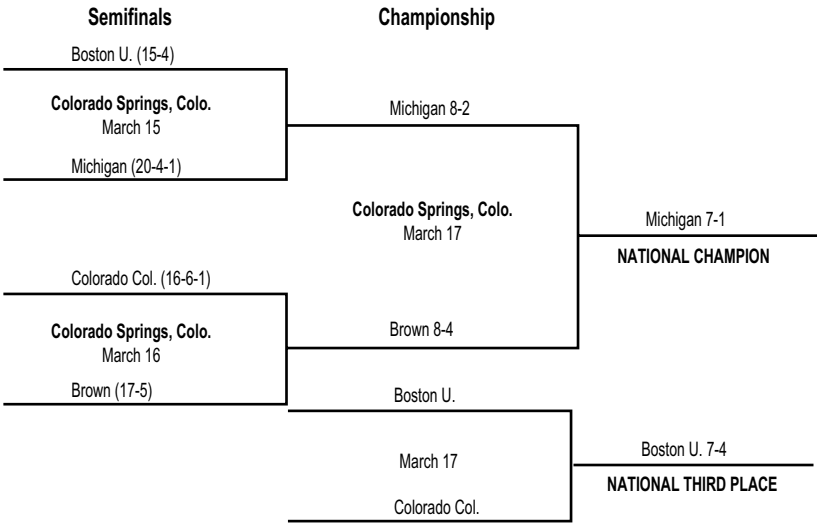
1949 Championship Bracket



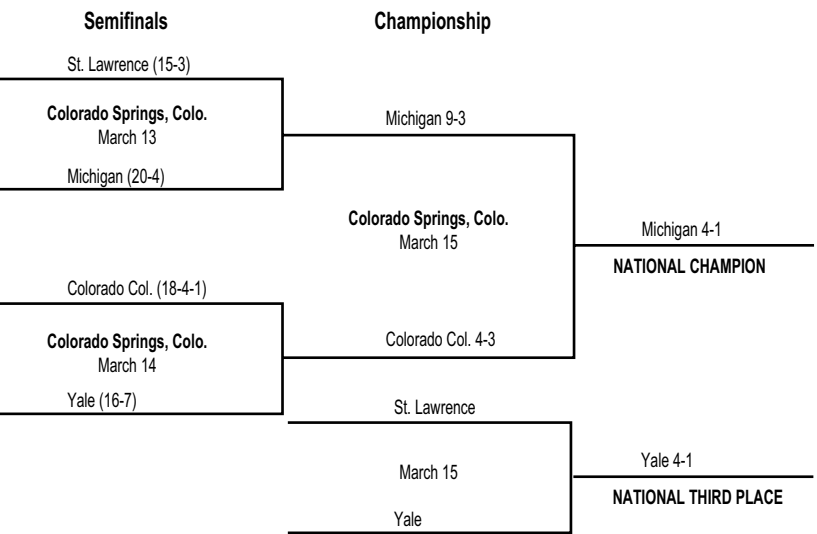
1950 Championship Bracket



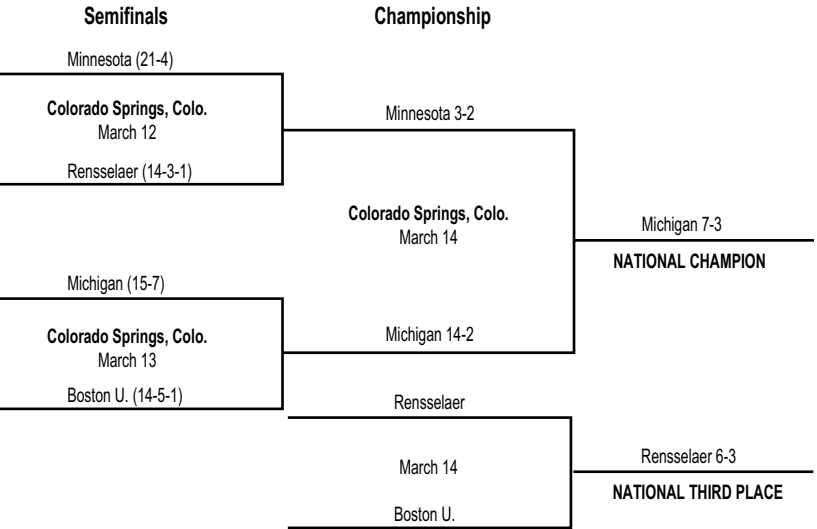
1951 Championship Bracket



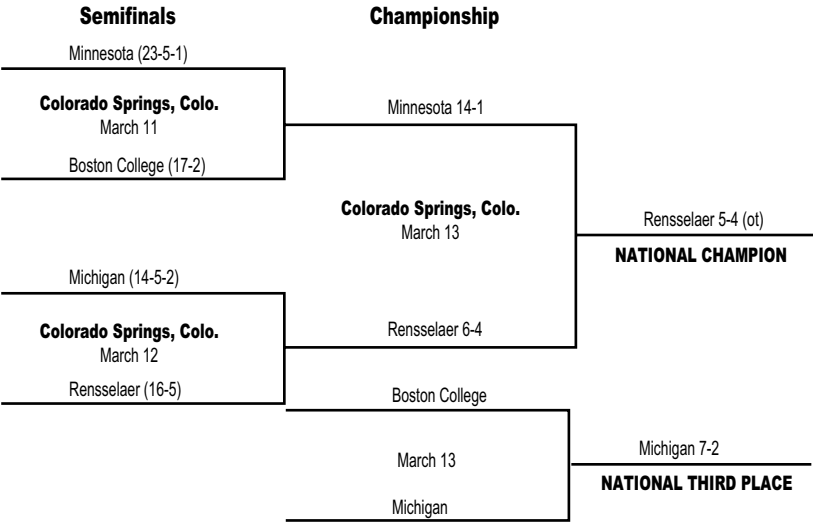
1952 Championship Bracket



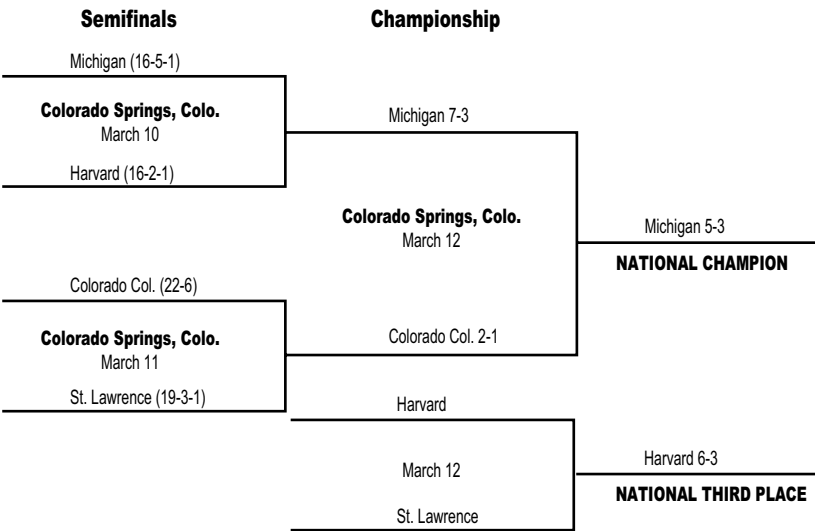
1953 Championship Bracket



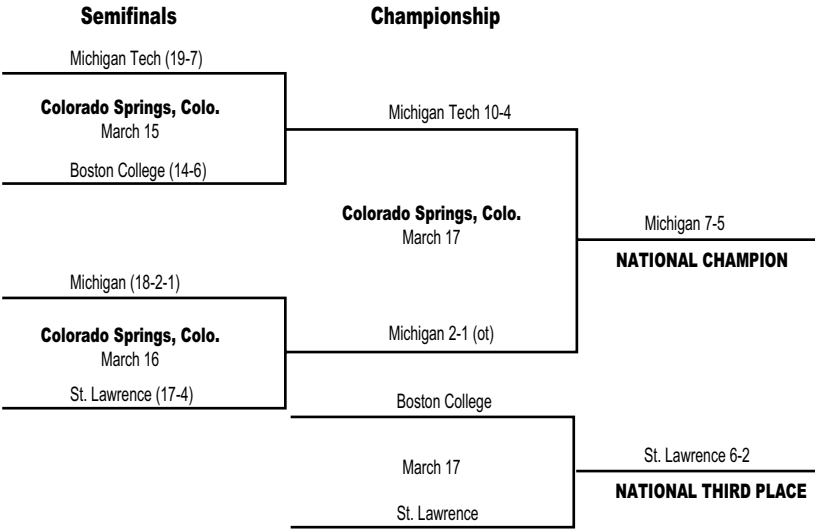
1954 Championship Bracket



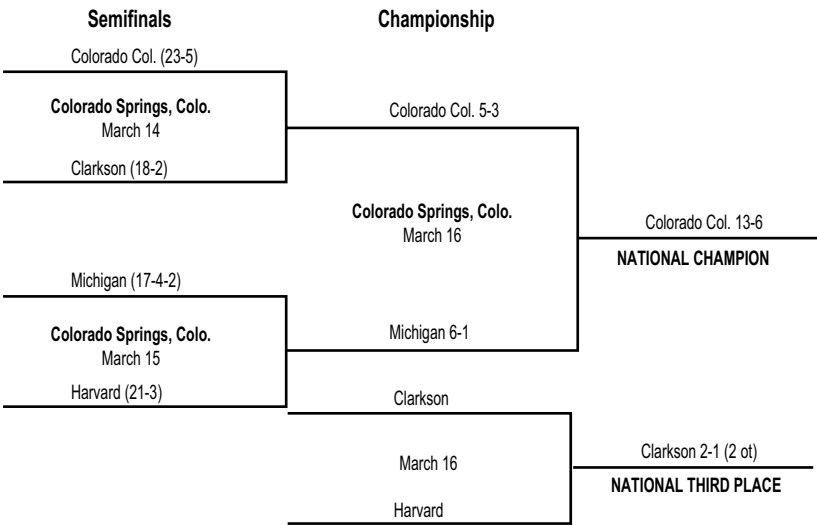
1955 Championship Bracket



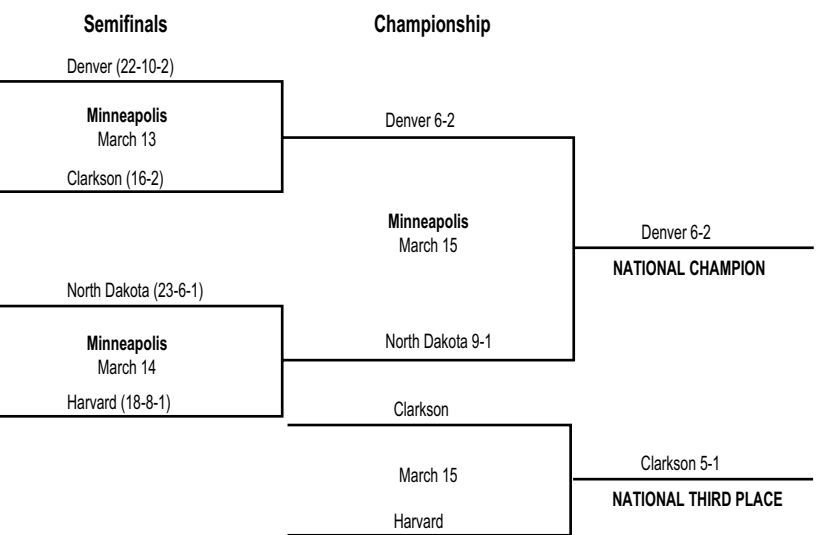
1956 Championship Bracket



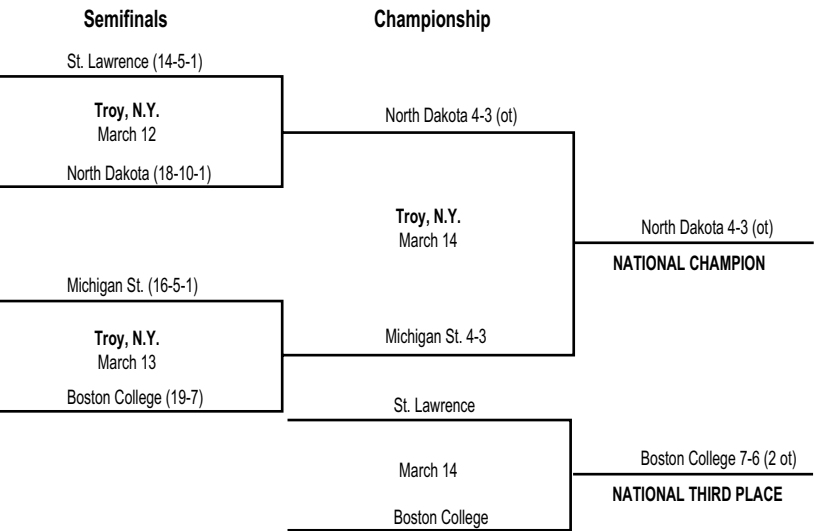
1957 Championship Bracket



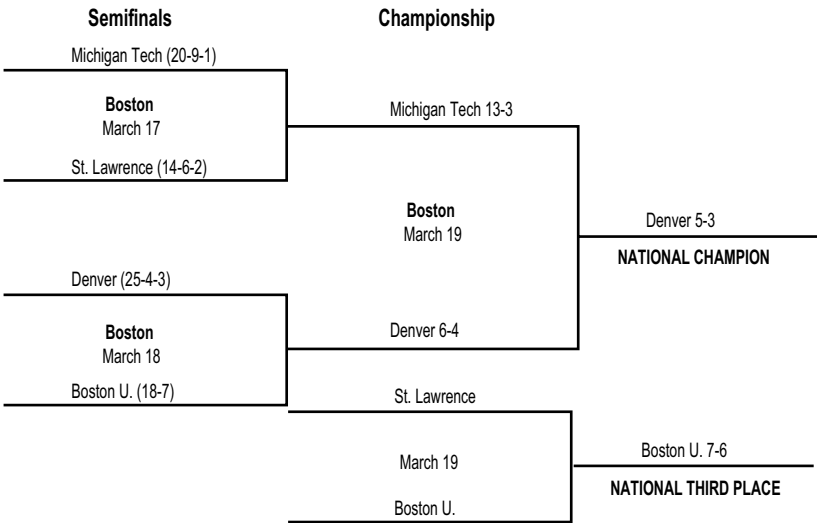
1958 Championship Bracket



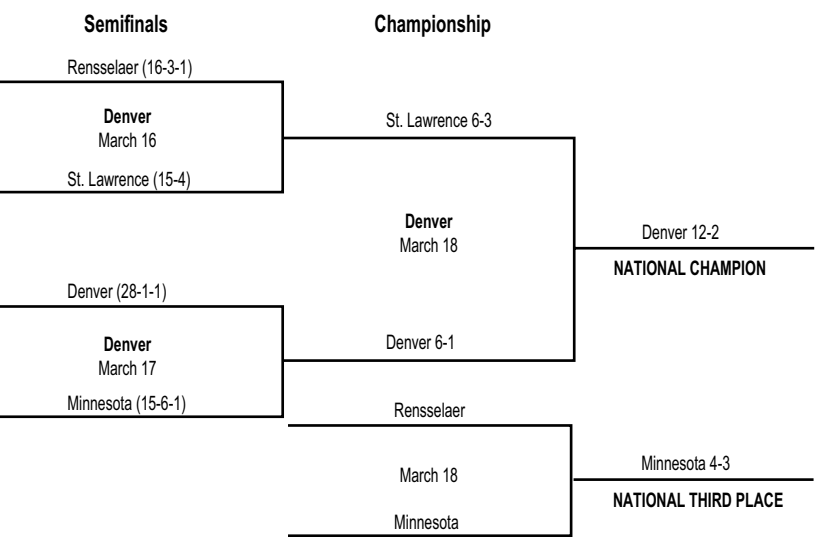
1959 Championship Bracket



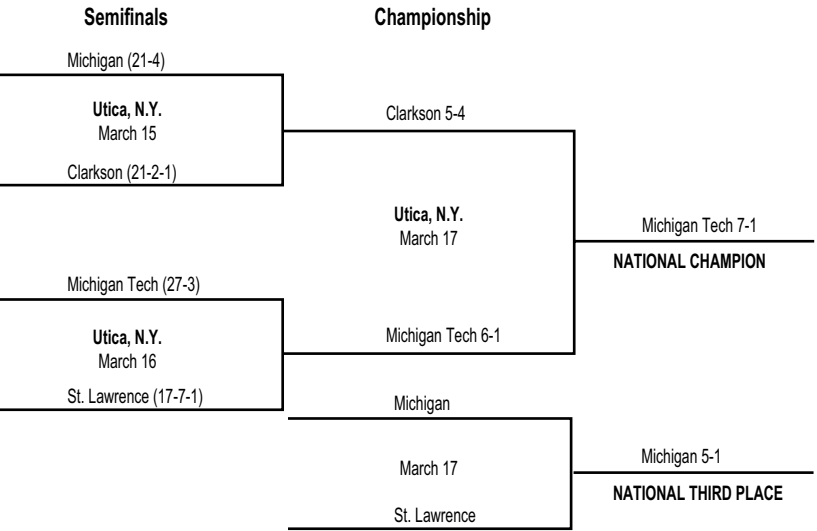
1960 Championship Bracket



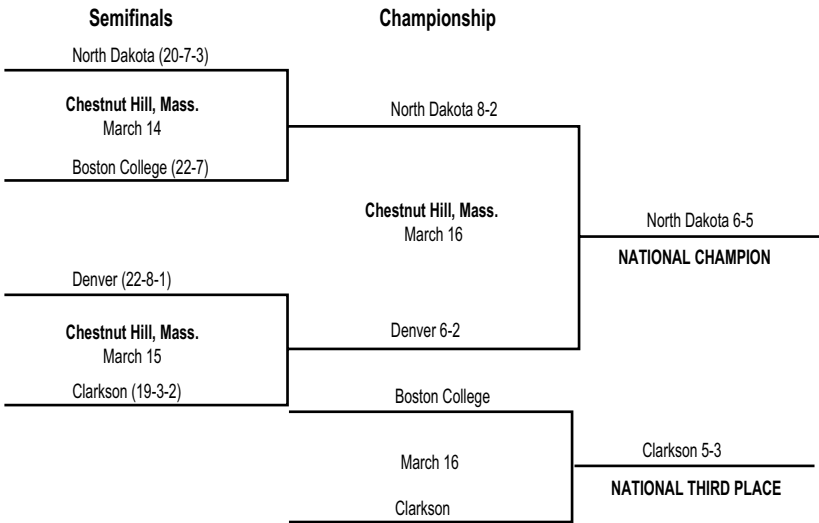
1961 Championship Bracket



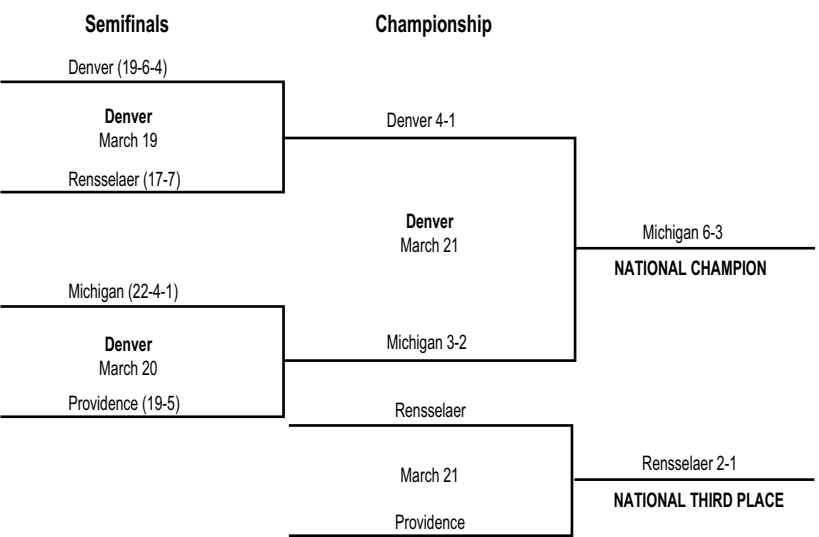
1962 Championship Bracket



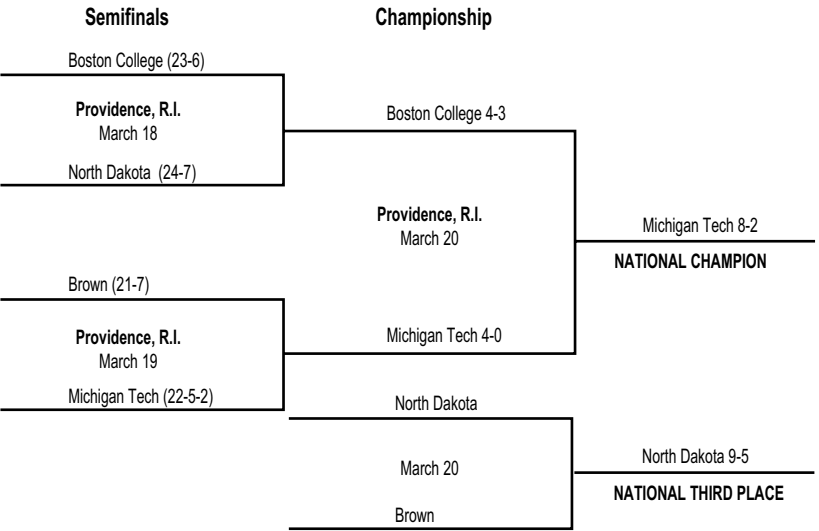
1963 Championship Bracket



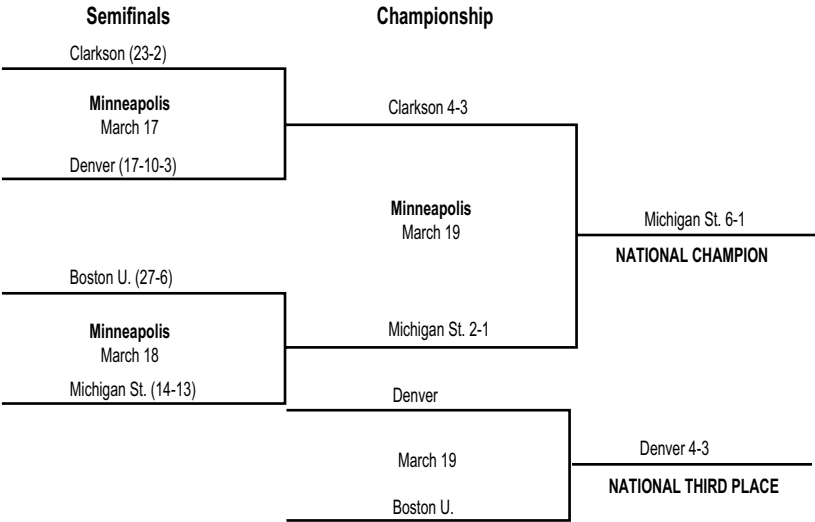
1964 Championship Bracket



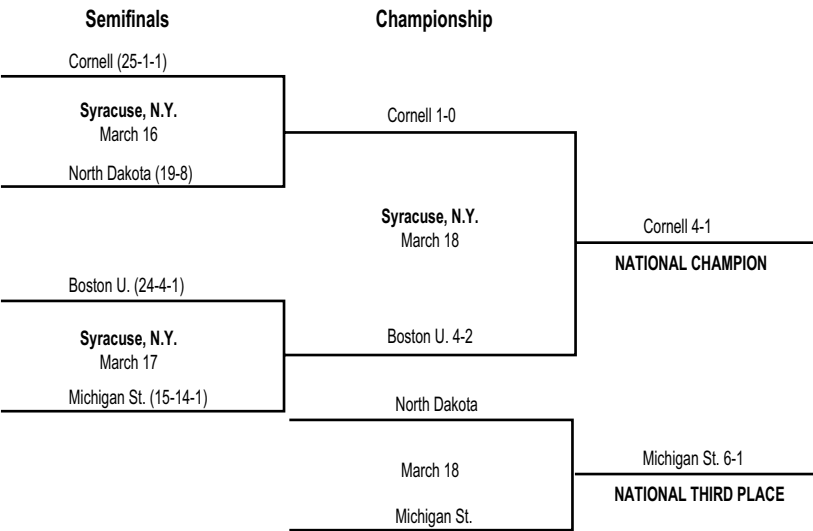
1965 Championship Bracket



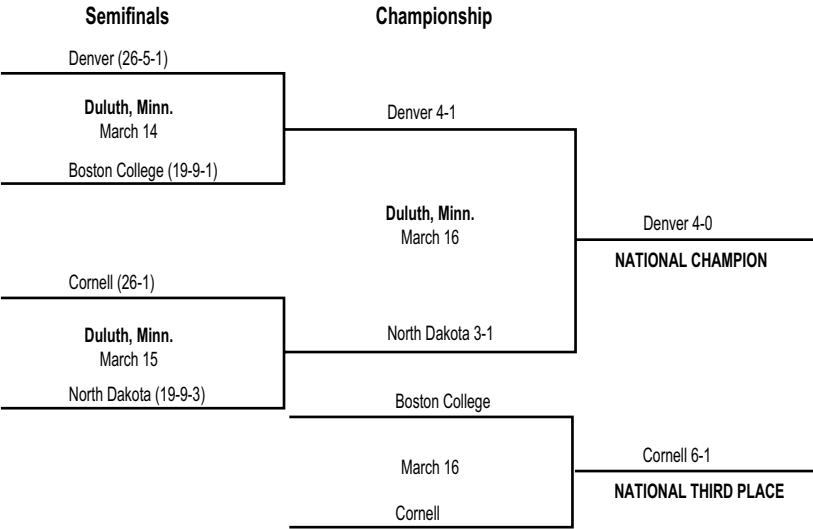
1966 Championship Bracket



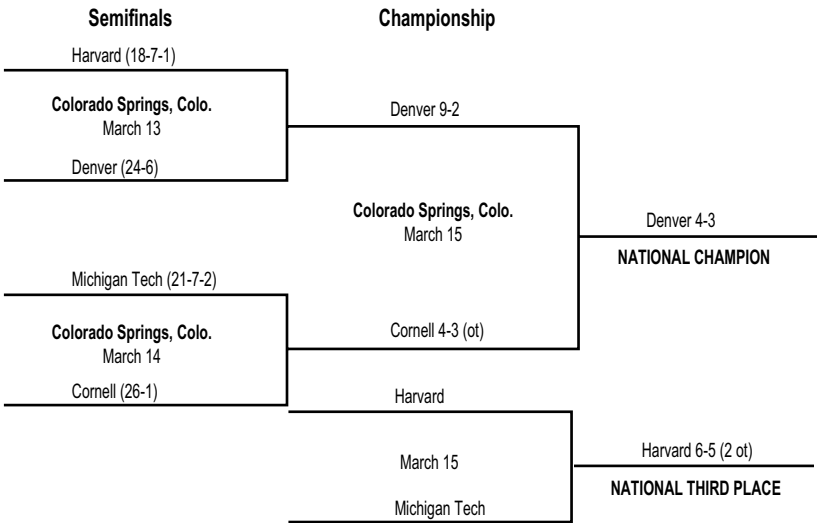
1967 Championship Bracket



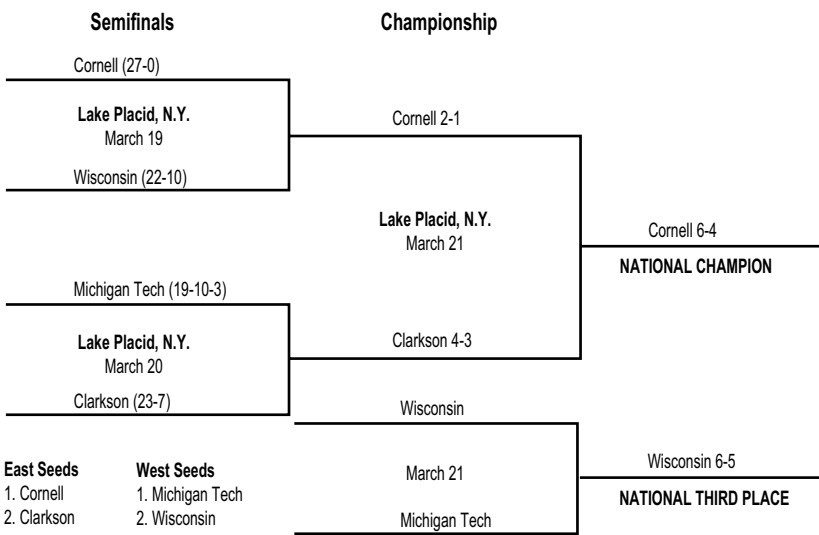
1968 Championship Bracket



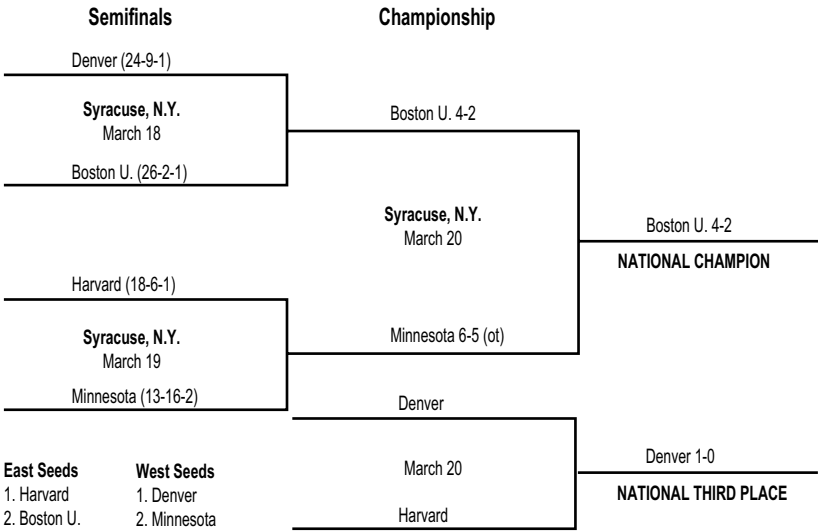
1969 Championship Bracket



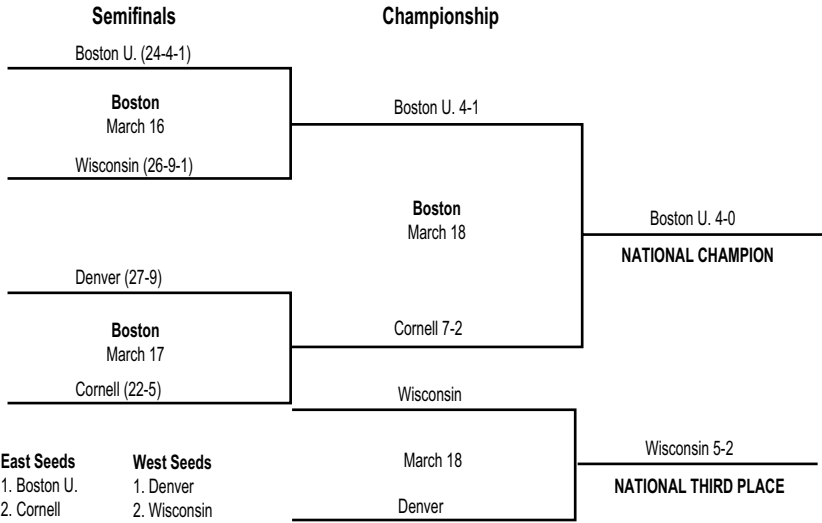
1970 Championship Bracket



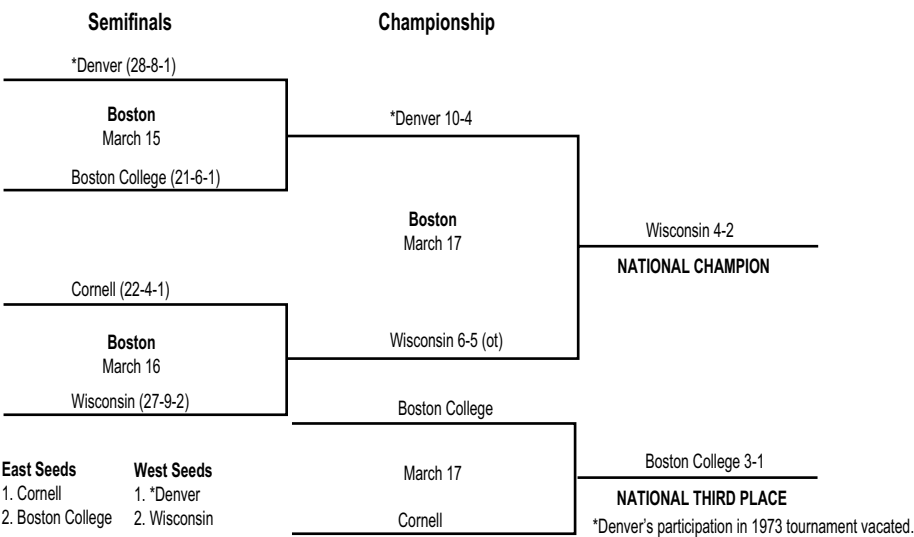
1971 Championship Bracket



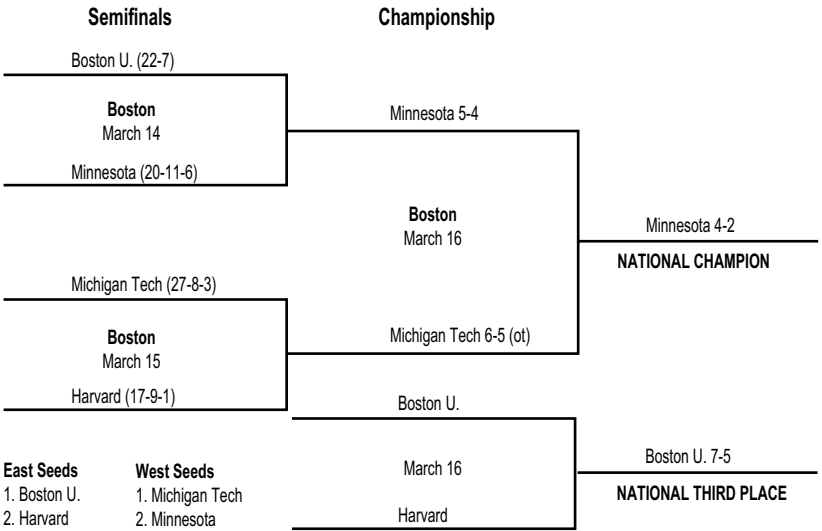
1972 Championship Bracket



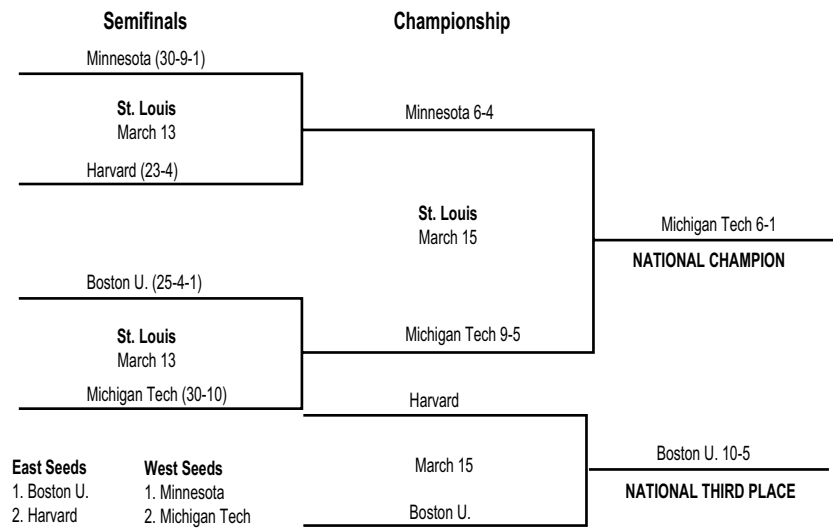
1973 Championship Bracket



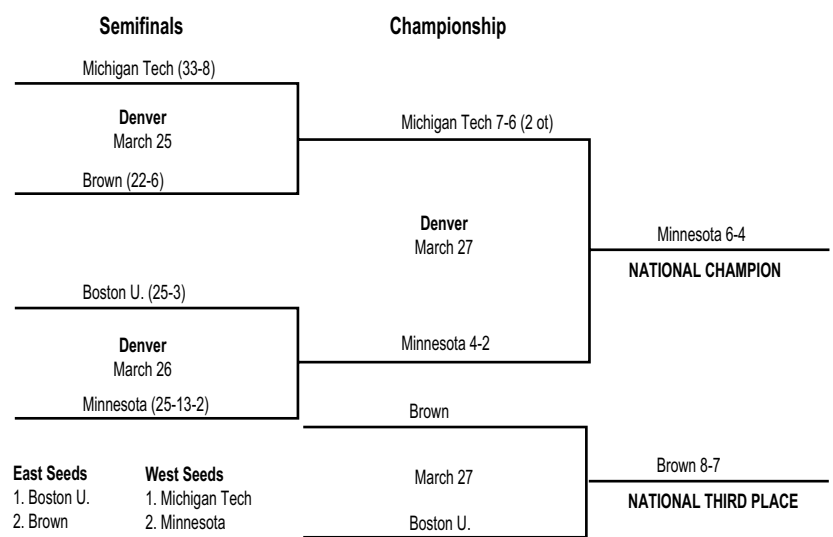
1974 Championship Bracket



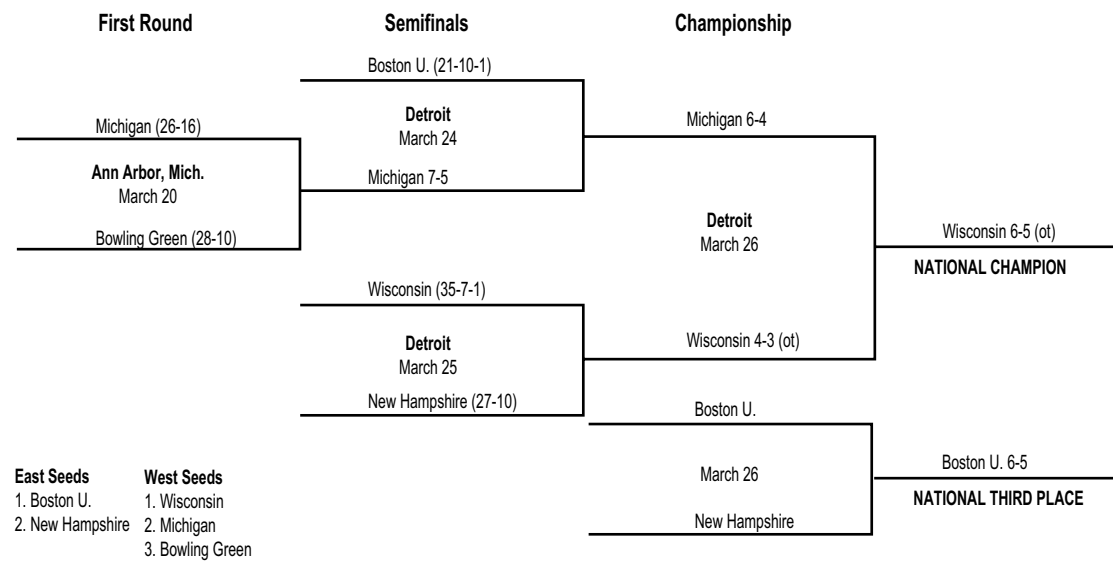
1975 Championship Bracket



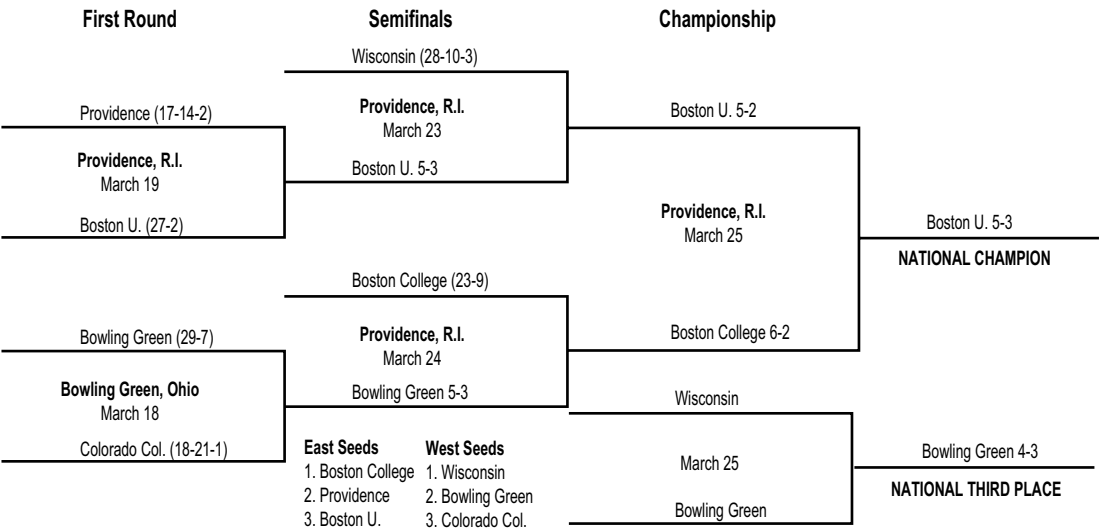
1976 Championship Bracket



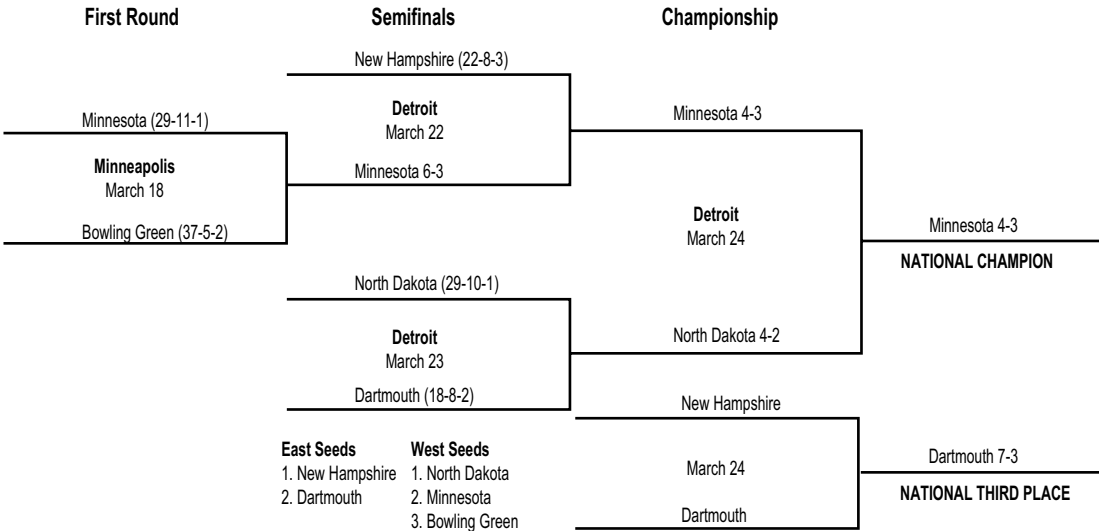
1977 Championship Bracket



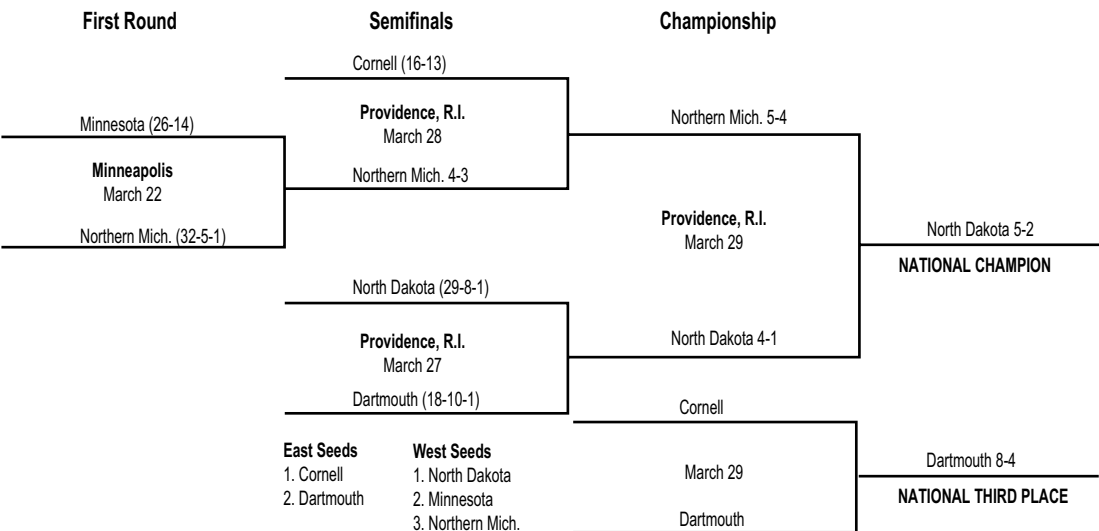
1978 Championship Bracket





1979 Championship Bracket

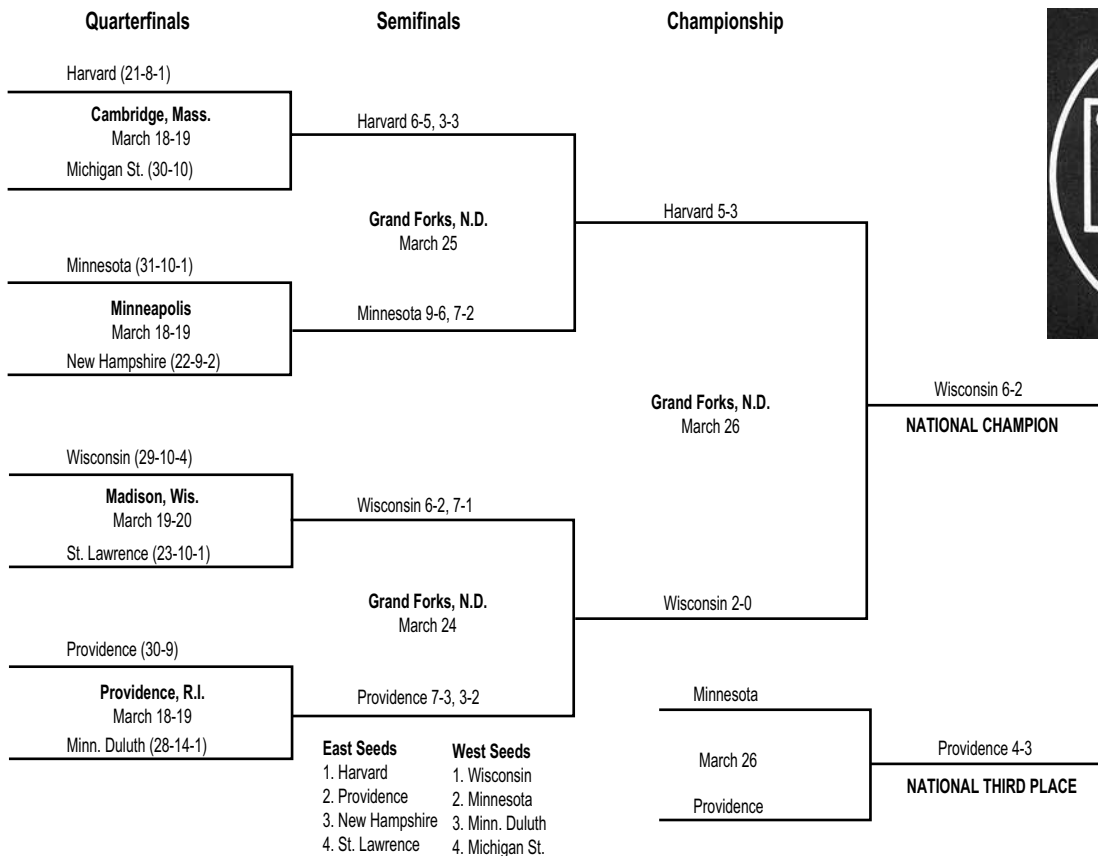


1980 Championship Bracket

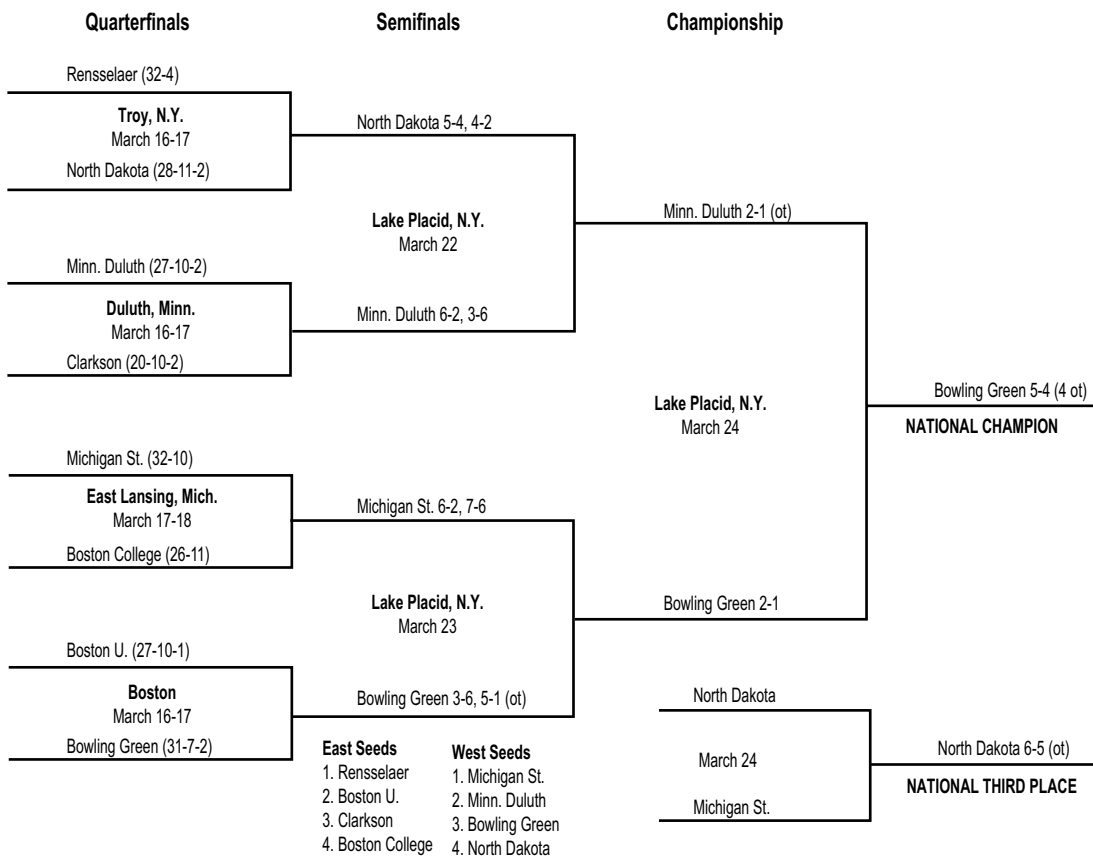




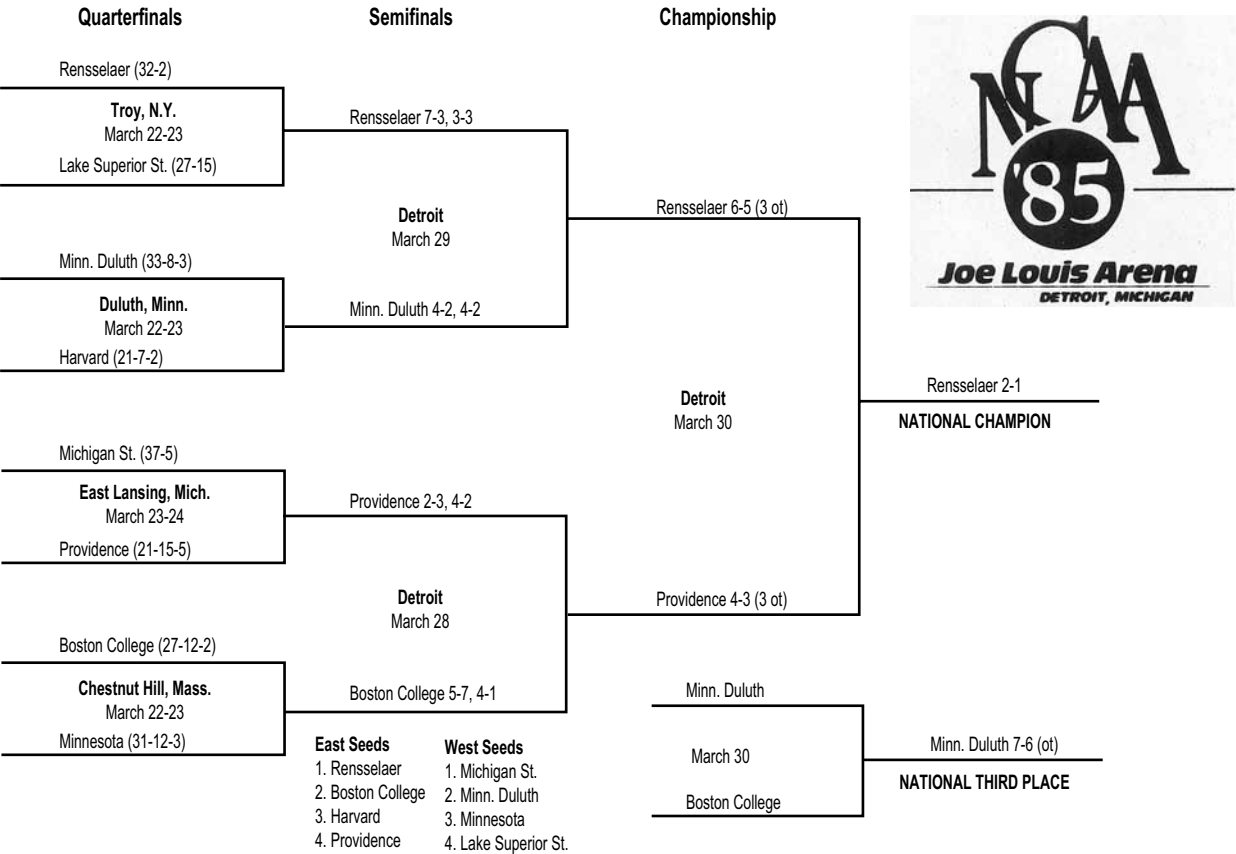
1983 Championship Bracket



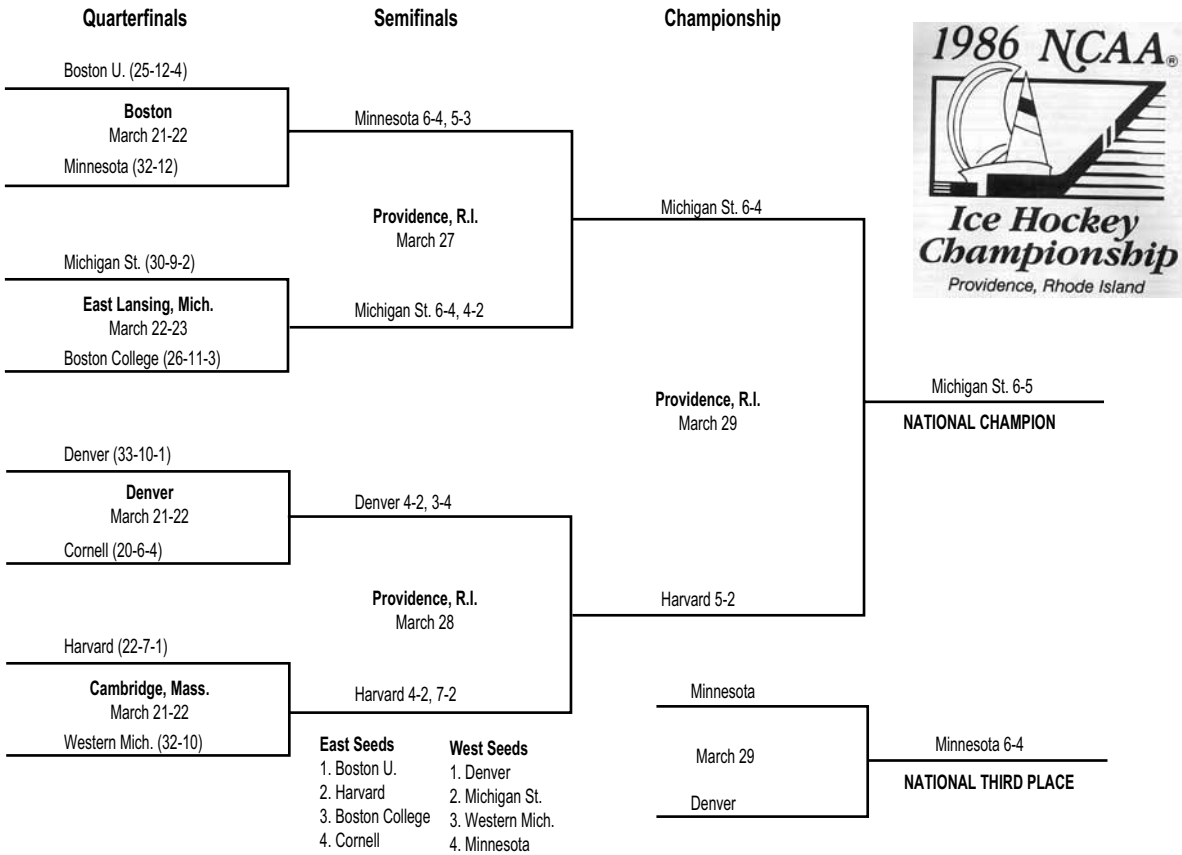
1984 Championship Bracket

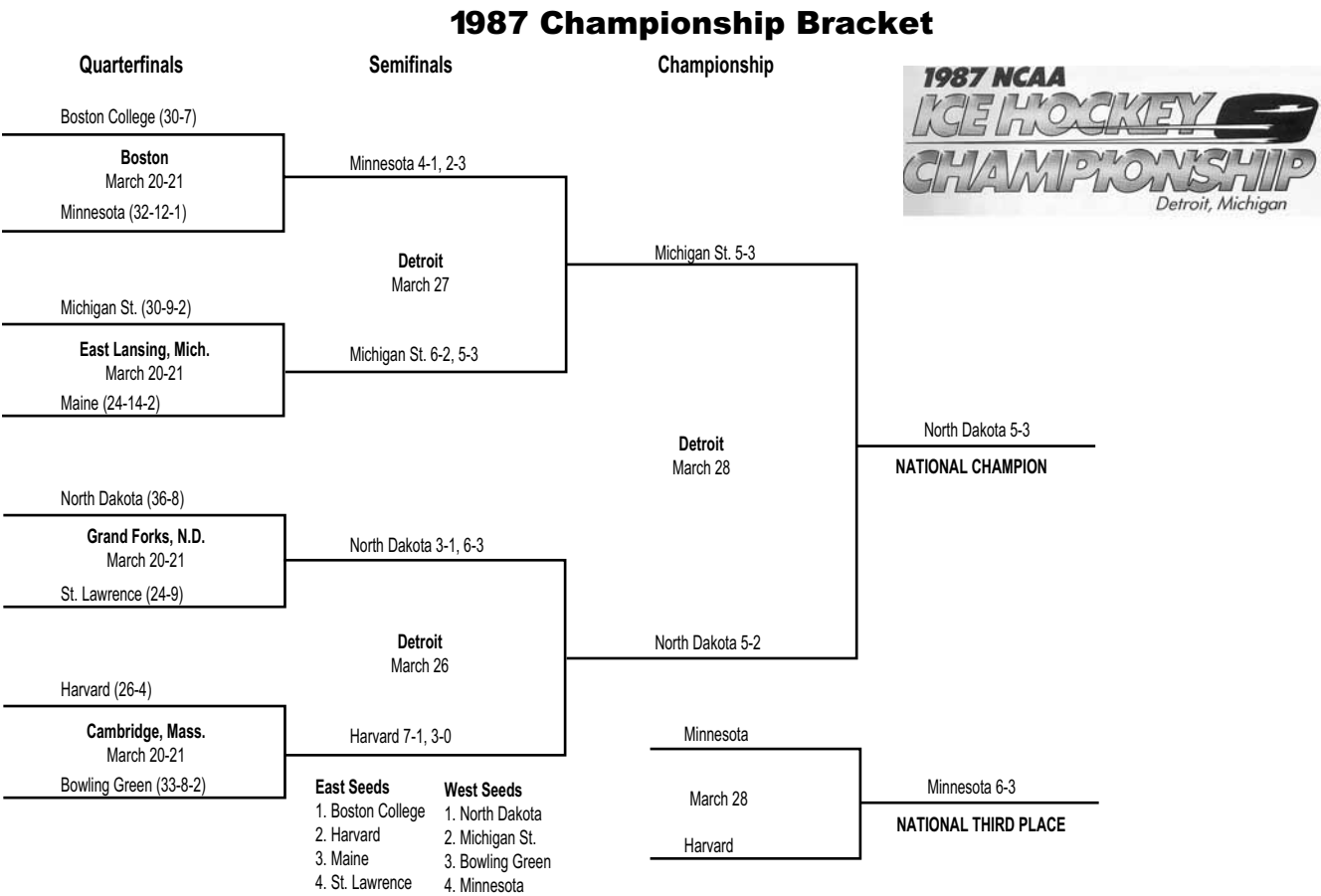


1985 Championship Bracket

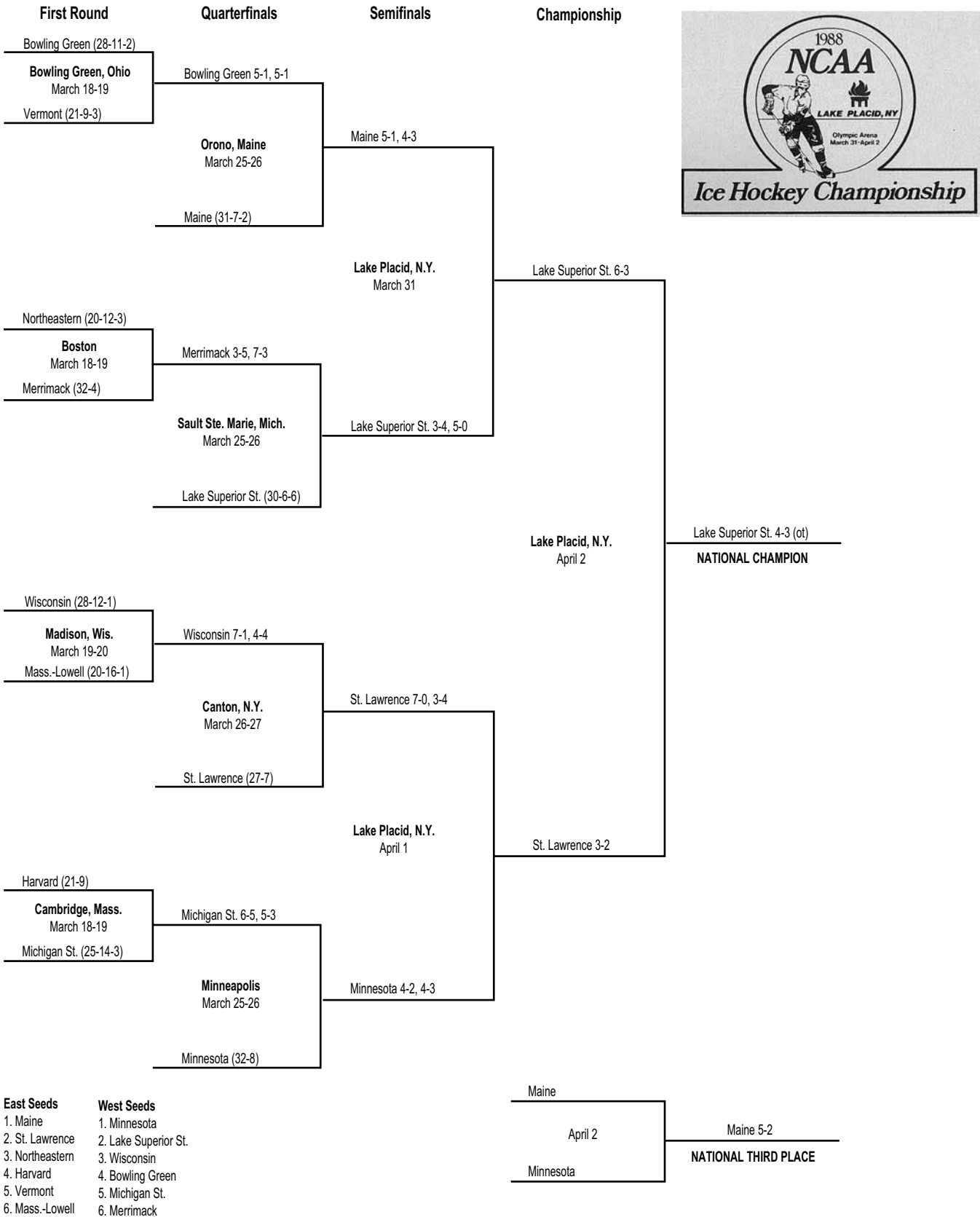


1986 Championship Bracket

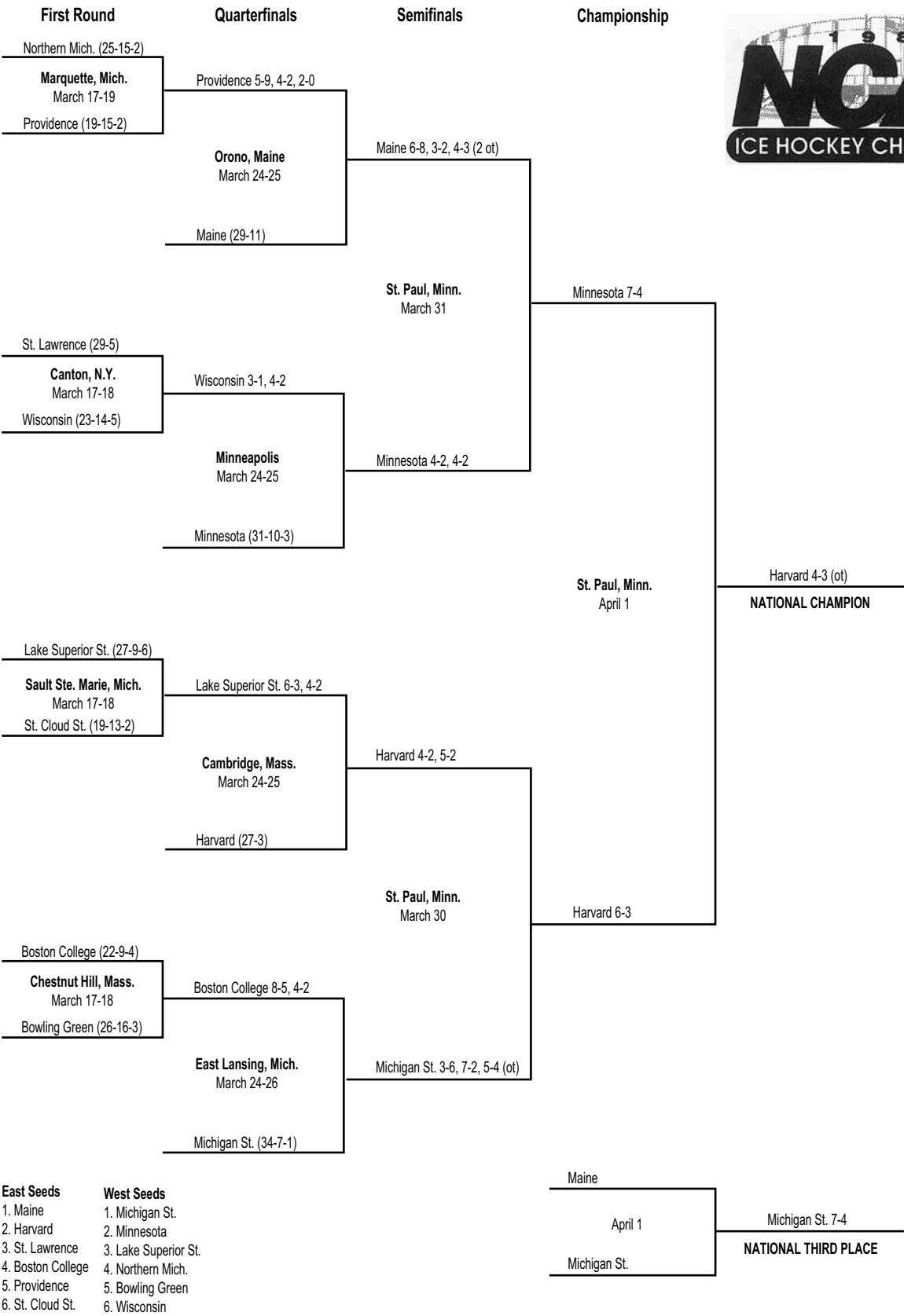




1988 Championship Bracket



1989 Championship Bracket



1989

NCAA

ICE HOCKEY CHAMPIONSHIP

East Seeds

1. Maine

2. Harvard

3. St. Lawrence

4. Boston College

5. Providence

6. St. Cloud St.

West Seeds

1. Michigan St.

2. Minnesota


3. Lake Superior St.

4. Northern Mich.

5. Bowling Green

6. Wisconsin

1990 Championship Bracket

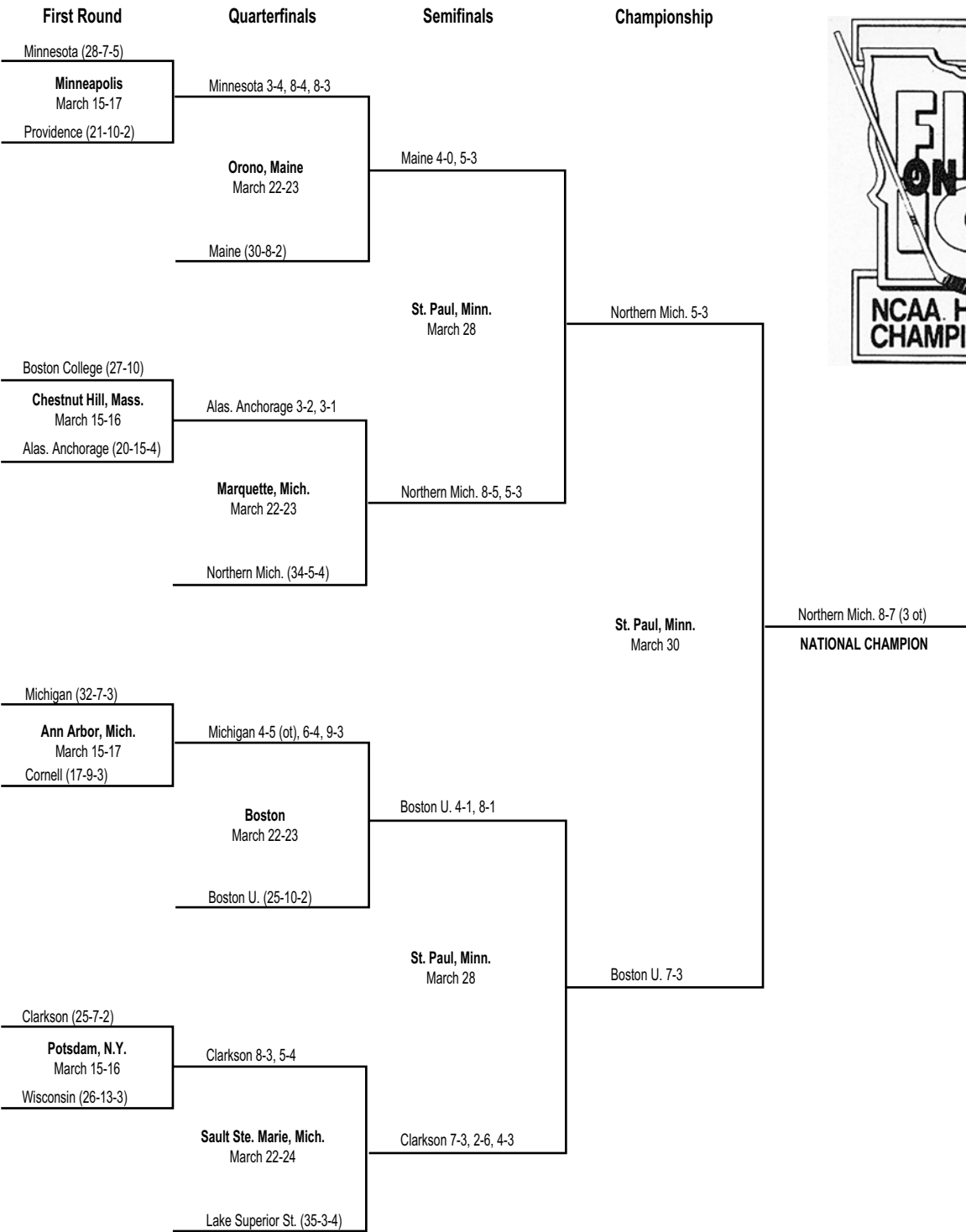


- East Seeds

 - 1. Boston College
 - 2. Colgate
 - 3. Maine
 - 4. Boston U.
 - 5. Clarkson
 - 6. Alas. Anchorage
- West Seeds

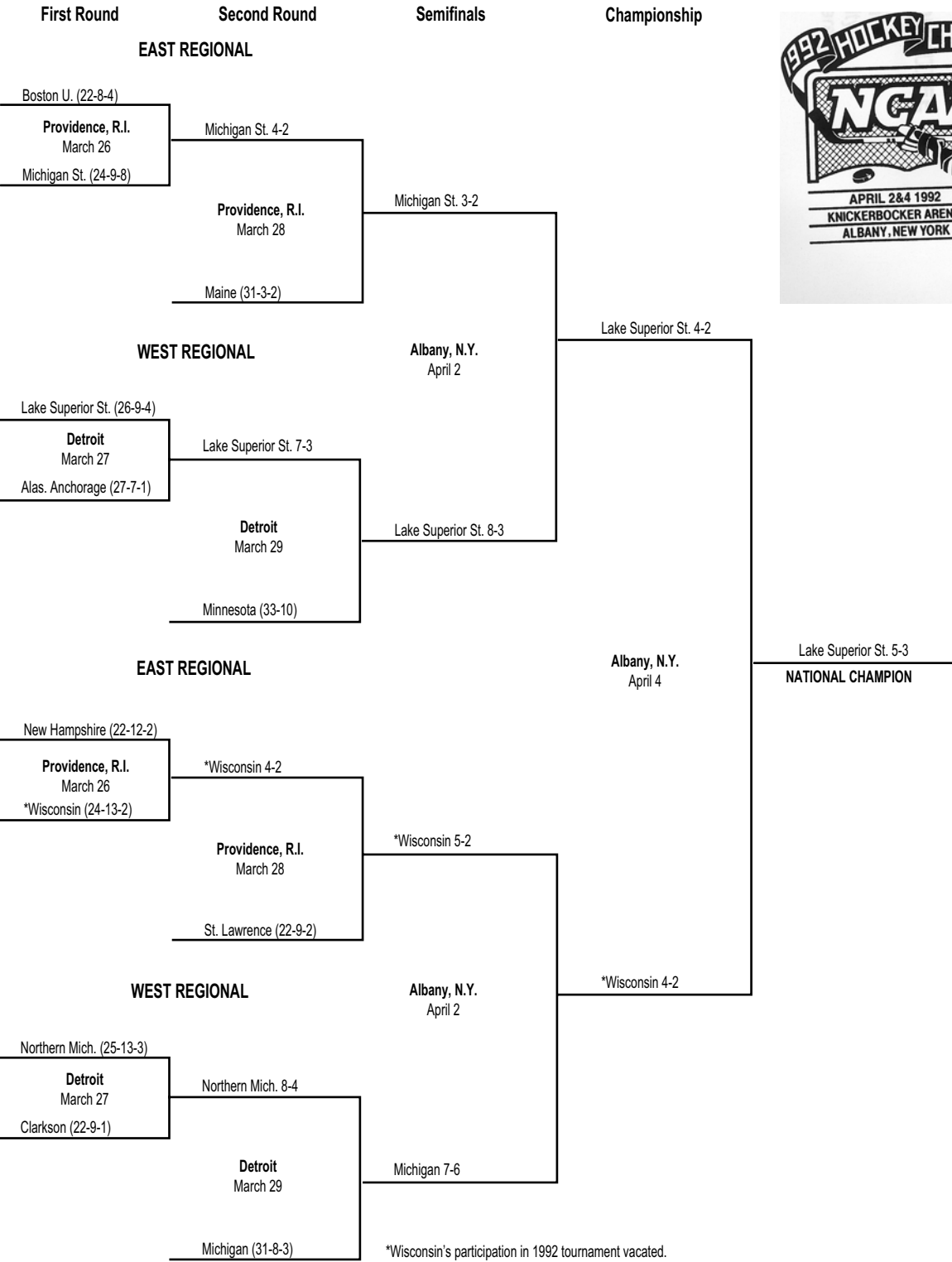

 - 1. Michigan St.
 - 2. Wisconsin
 - 3. Lake Superior St.
 - 4. Minnesota
 - 5. North Dakota
 - 6. Bowling Green

1991 Championship Bracket



- | | |
|-------------------|----------------------|
| East Seeds | West Seeds |
| 1. Maine | 1. Lake Superior St. |
| 2. Boston U. | 2. Northern Mich. |
| 3. Boston College | 3. Michigan |
| 4. Clarkson | 4. Minnesota |
| 5. Providence | 5. Wisconsin |
| 6. Cornell | 6. Alas. Anchorage |

1992 Championship Bracket



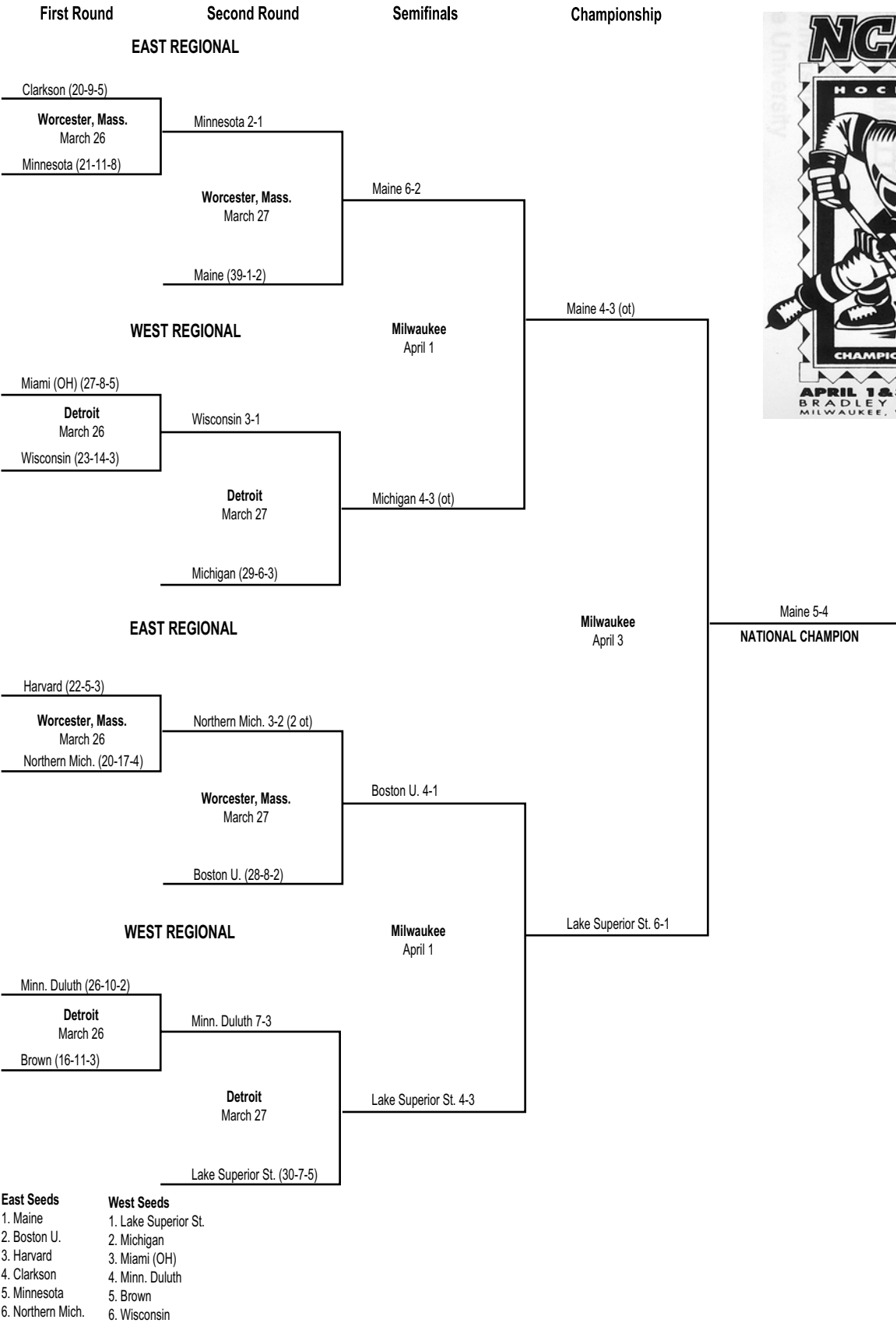
- East Seeds**

 - 1. Maine
 - 2. St. Lawrence
 - 3. New Hampshire
 - 4. Boston U.
 - 5. Michigan St.
 - 6. *Wisconsin
- West Seeds**

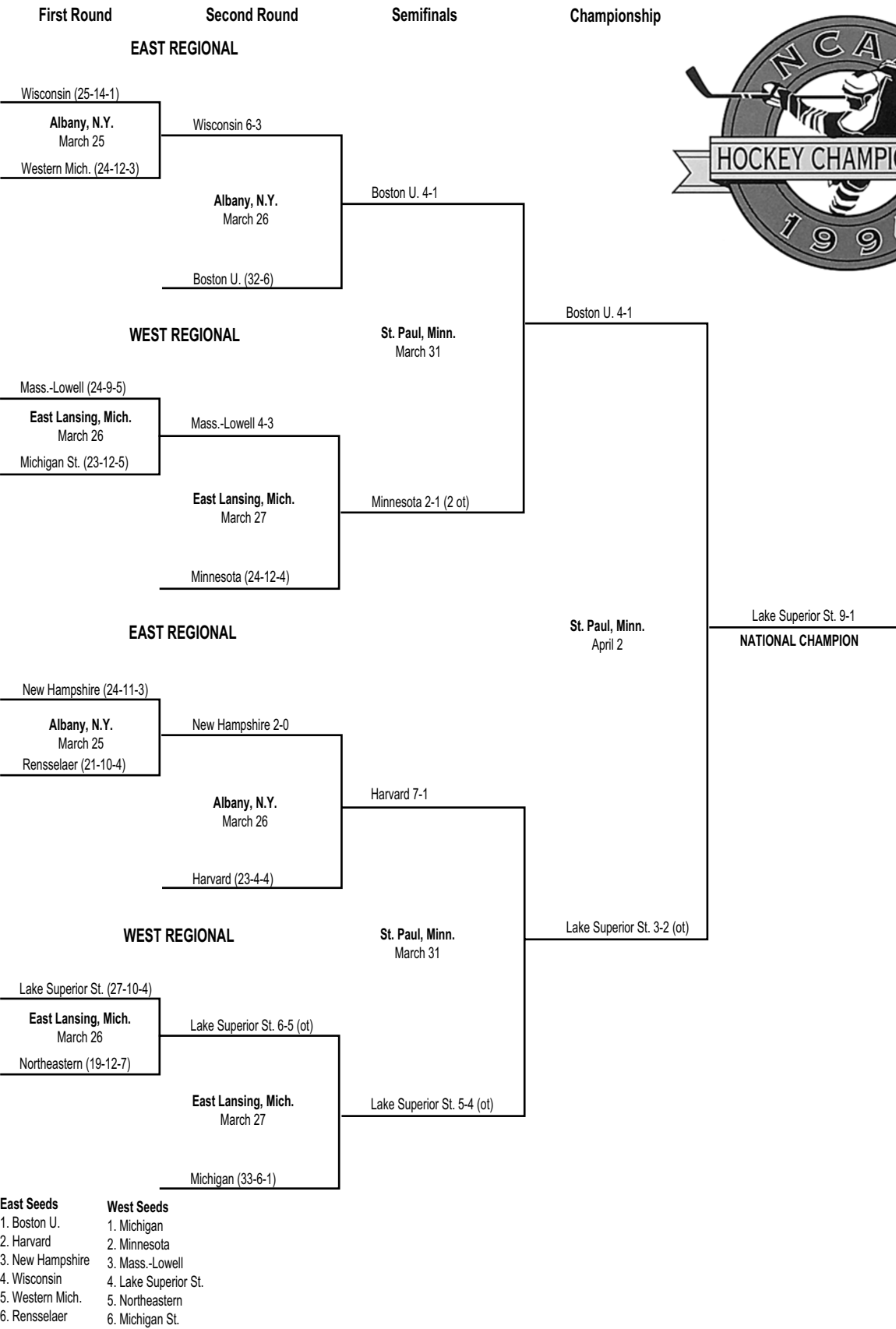
 - 1. Michigan
 - 2. Minnesota
 - 3. Lake Superior St.
 - 4. Northern Mich.
 - 5. Clarkson
 - 6. Alas. Anchorage

*Wisconsin's participation in 1992 tournament vacated.

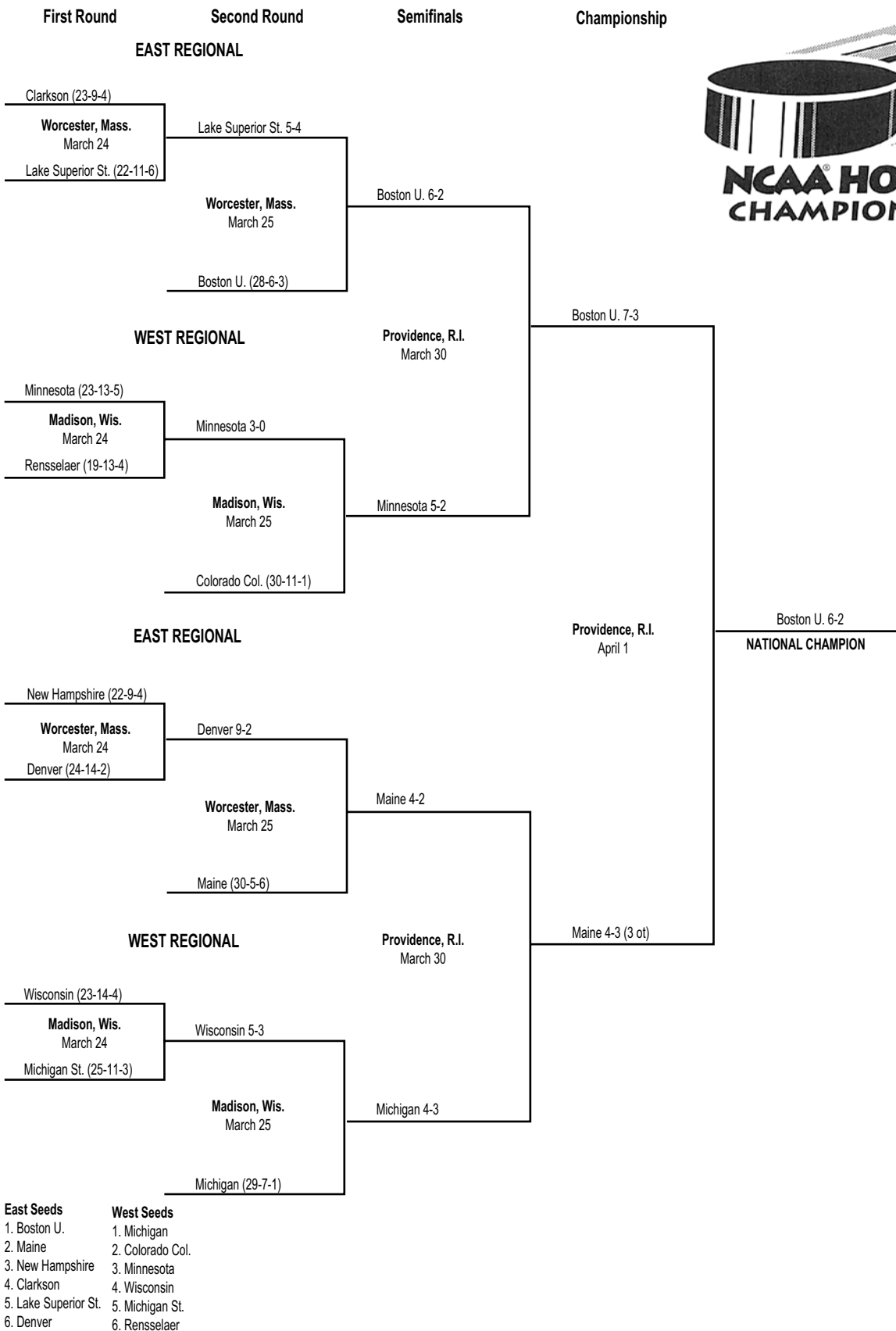
1993 Championship Bracket



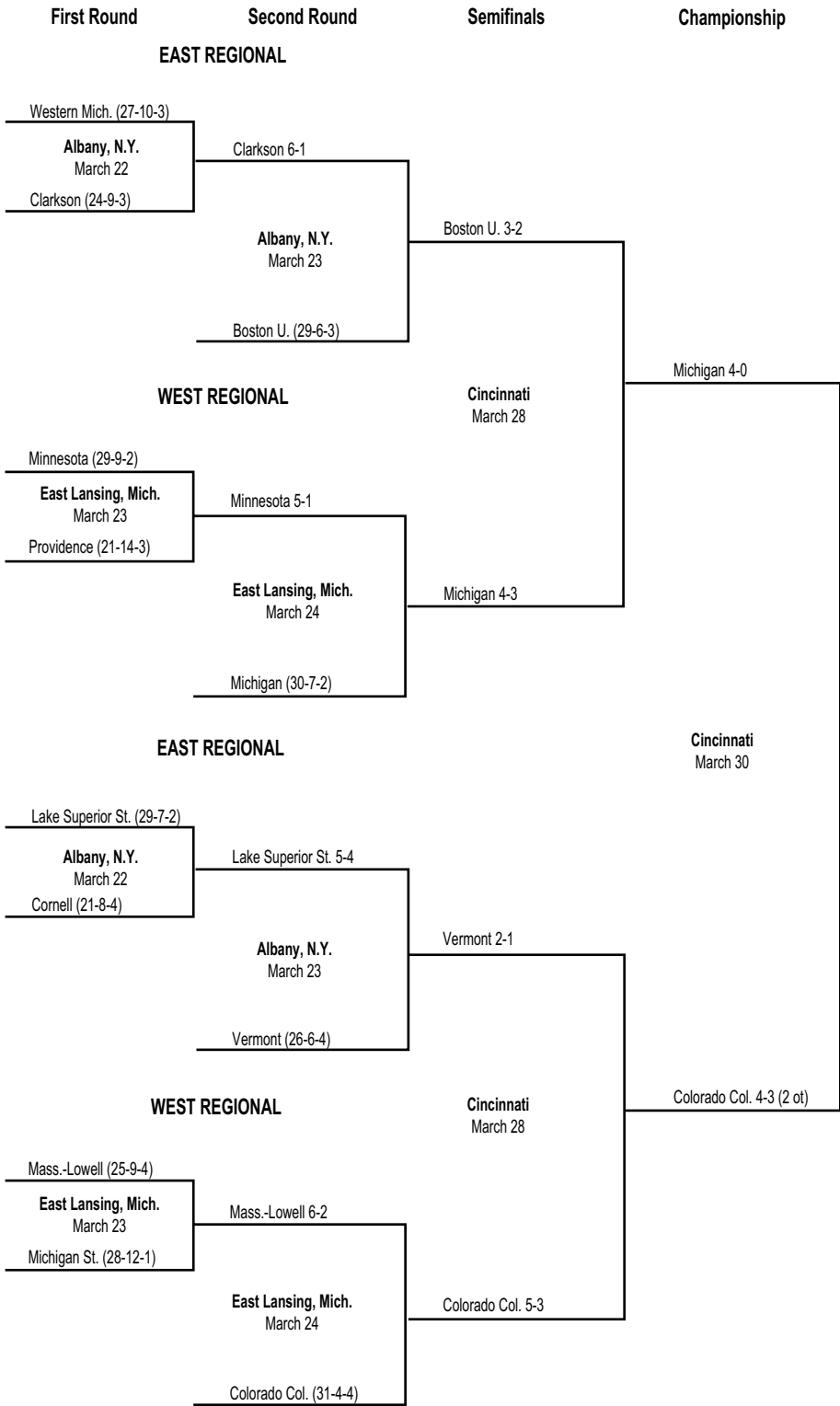
1994 Championship Bracket



1995 Championship Bracket



1996 Championship Bracket



- East Seeds

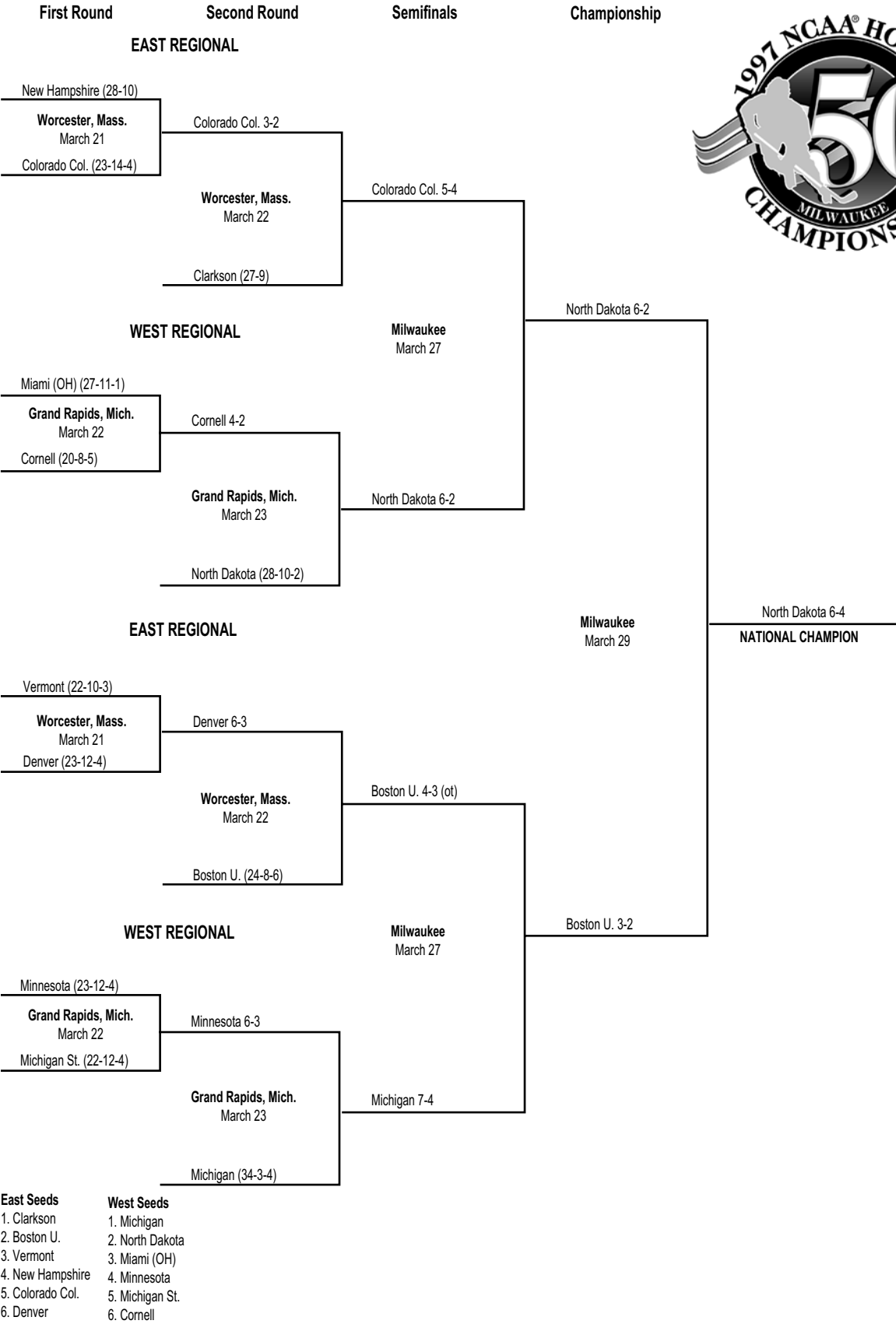
 - 1. Boston U.
 - 2. Vermont
 - 3. Lake Superior St.
 - 4. Western Mich.
 - 5. Clarkson
 - 6. Cornell
- West Seeds

 - 1. Colorado Col.
 - 2. Michigan
 - 3. Minnesota
 - 4. Mass.-Lowell
 - 5. Michigan St.
 - 6. Providence

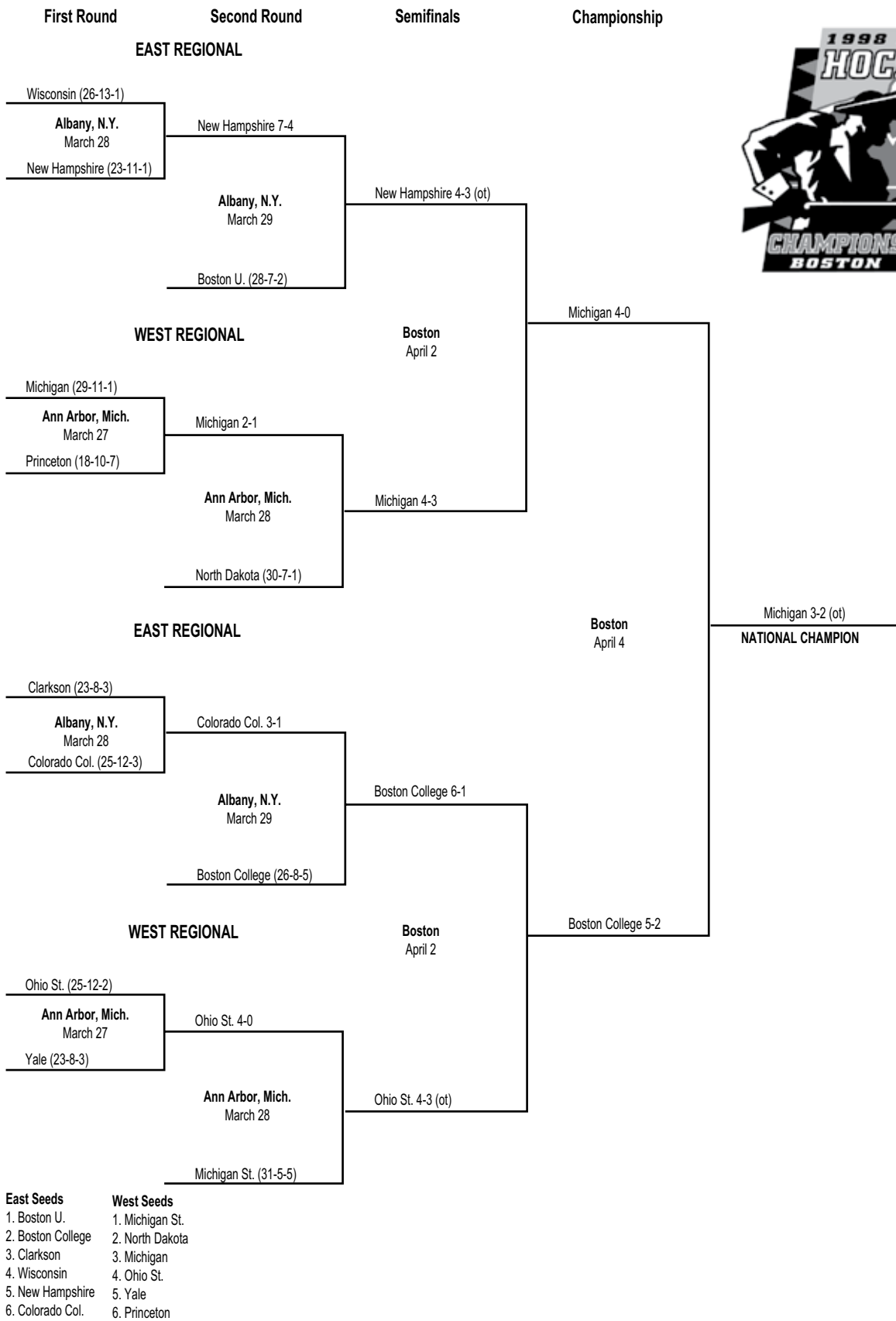


Michigan 3-2 (ot)
NATIONAL CHAMPION

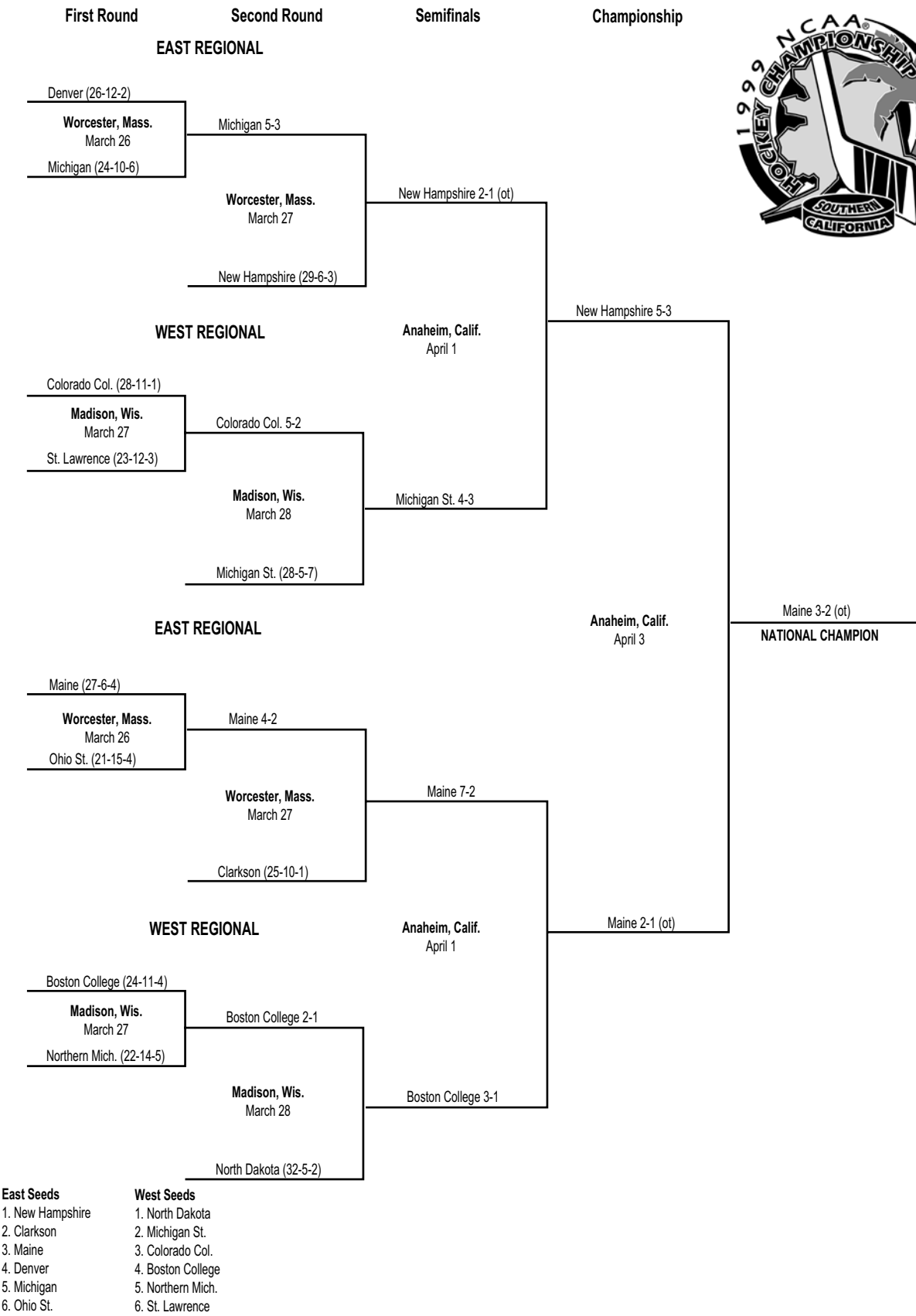
1997 Championship Bracket



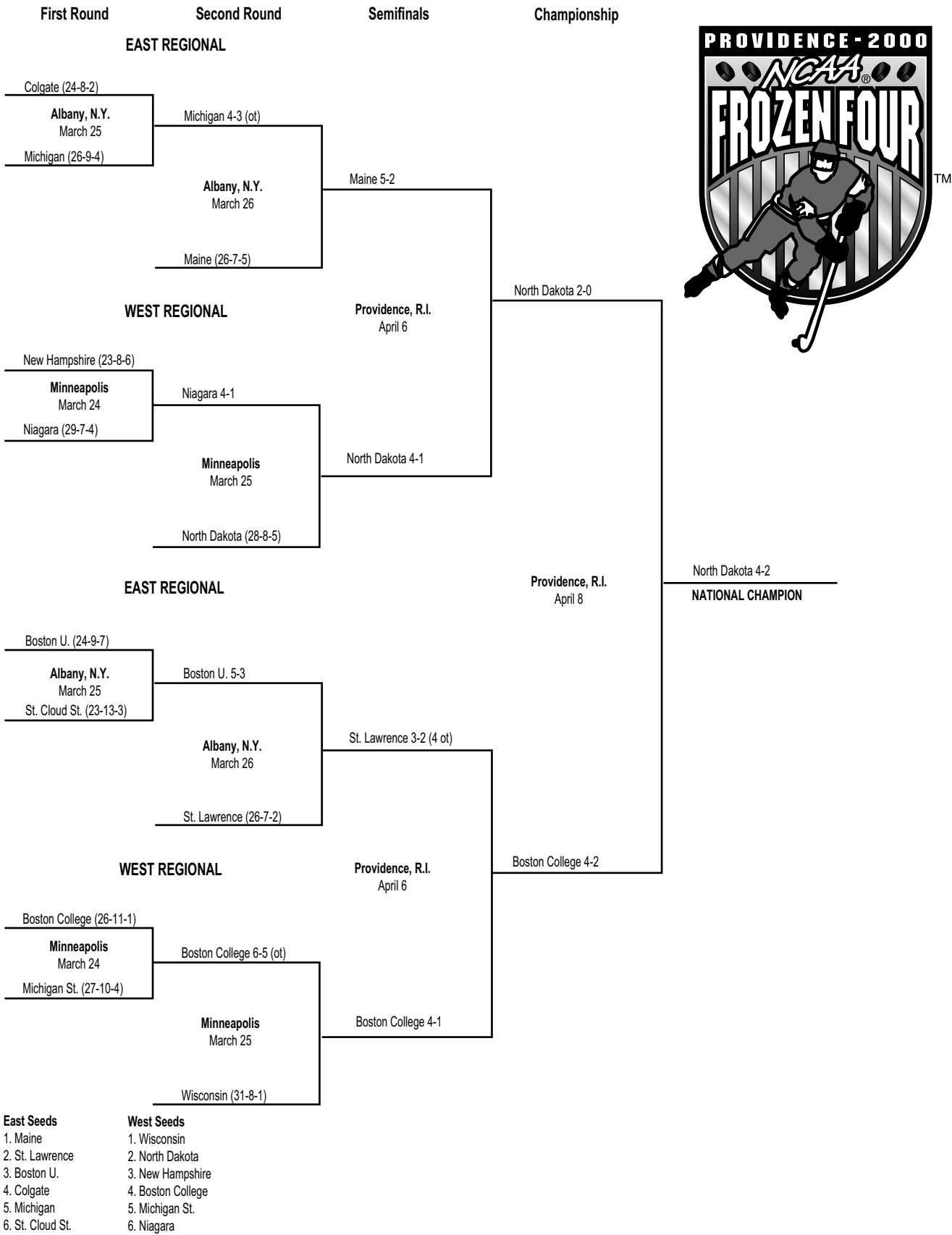
1998 Championship Bracket



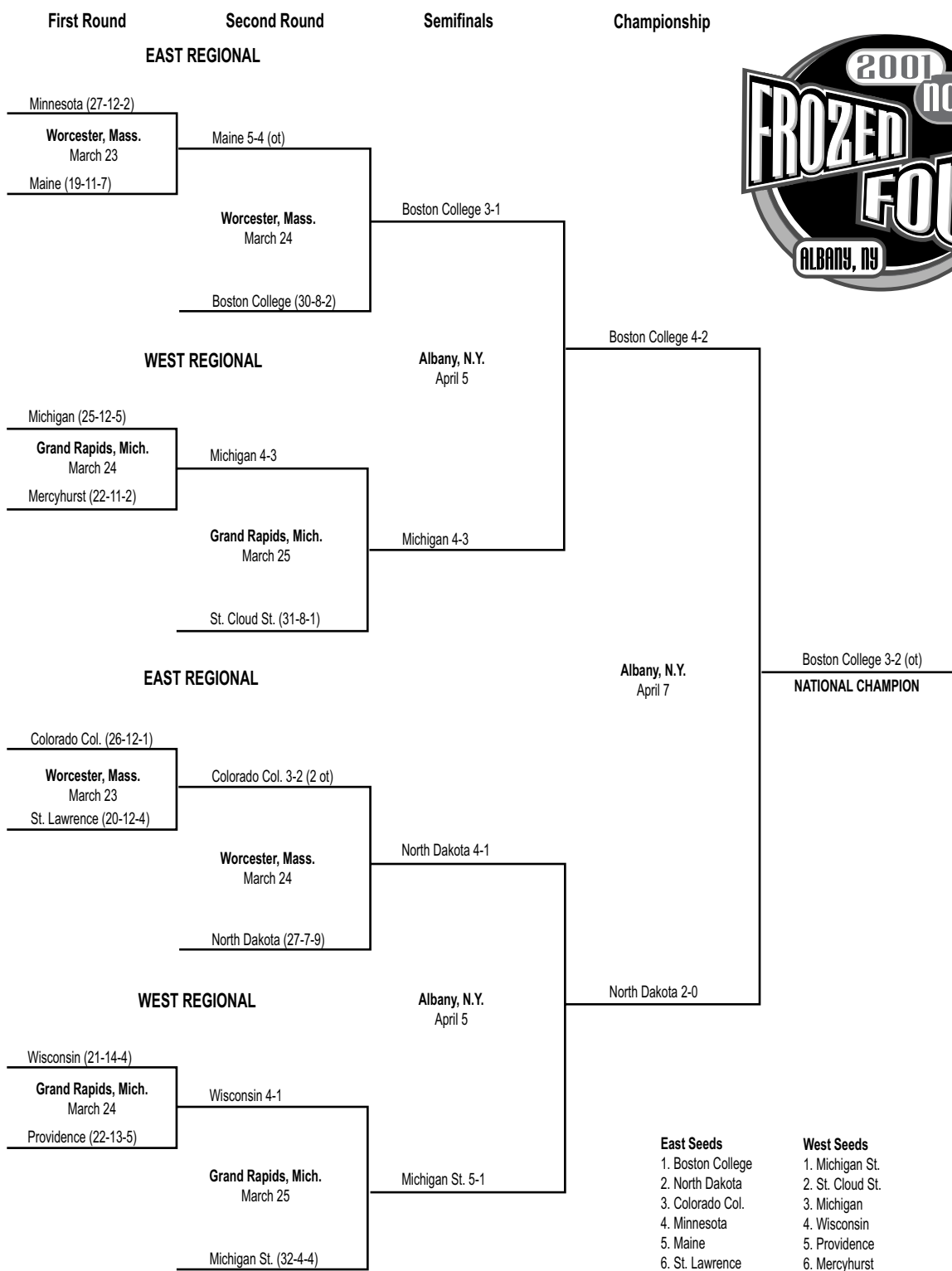
1999 Championship Bracket



2000 Championship Bracket



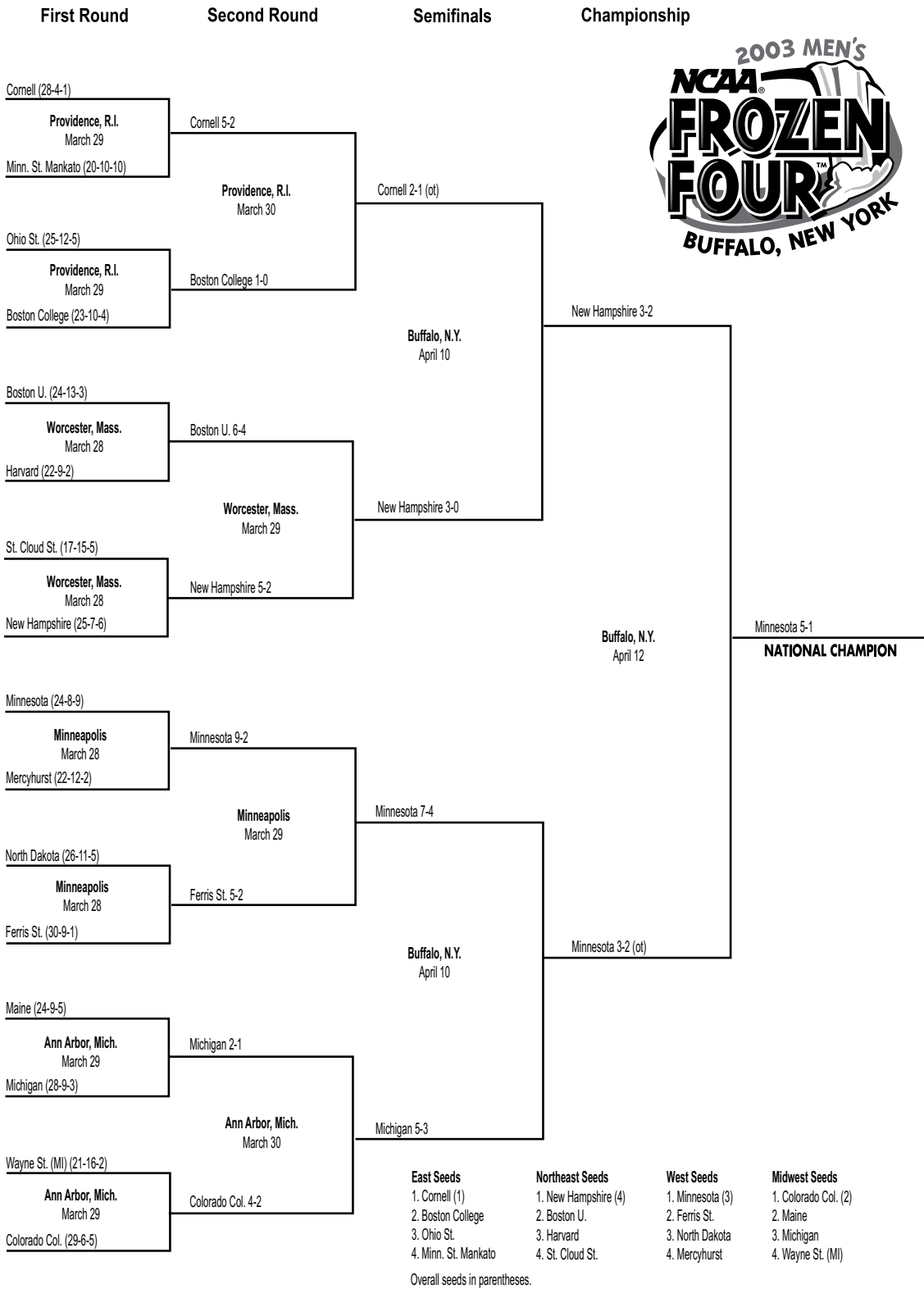
2001 Championship Bracket



2002 Championship Bracket



2003 Championship Bracket



2004 Championship Bracket



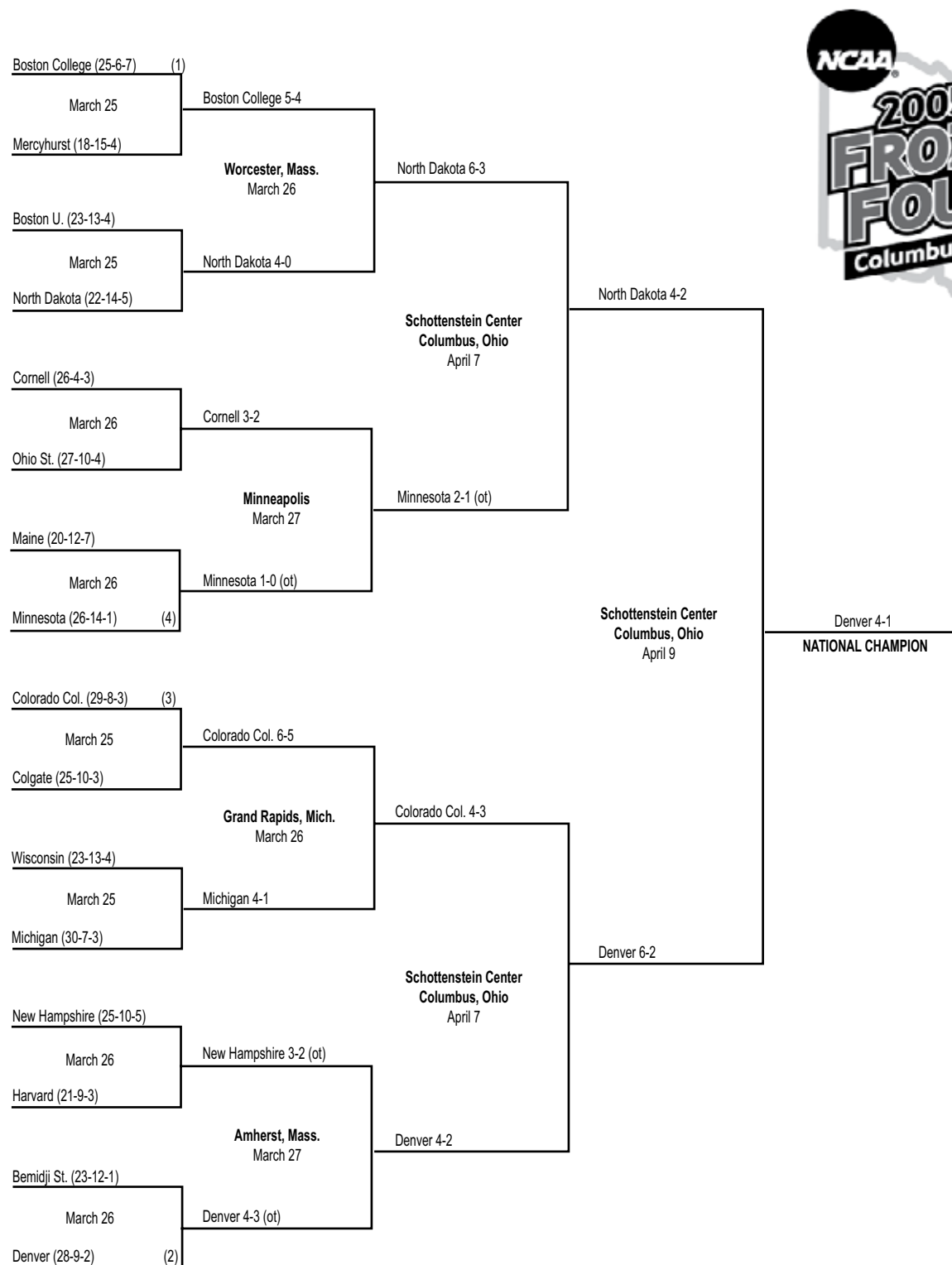
2005 Championship Bracket

First Round

Second Round

Semifinals

Championship

**East Seeds**

1. Boston College (1)
2. North Dakota
3. Boston U.
4. Mercyhurst

Northeast Seeds

1. Denver (2)
2. New Hampshire
3. Harvard
4. Bemidji St.

West Seeds

1. Minnesota (4)
2. Cornell
3. Ohio St.
4. Maine

Midwest Seeds

1. Colorado Col. (3)
2. Michigan
3. Wisconsin
4. Colgate

Overall seeds in parentheses.

2006 Championship Bracket



East Seeds

1. Michigan St. (4)
2. Harvard
3. Maine
4. New Hampshire

Northeast Seeds

1. Boston U. (3)
2. Miami (OH)
3. Boston College
4. Neb.-Omaha

West Seeds

1. Minnesota (2)
2. North Dakota
3. Michigan
4. Holy Cross

Midwest Seeds

1. Wisconsin (1)
2. Cornell
3. Colorado Col.
4. Bemidji St.

Overall seeds in parentheses.

2007 Championship Bracket



East Seeds

- Clarkson (3)
- St. Cloud St.
- Maine
- Massachusetts

Northeast Seeds

- New Hampshire (4)
- Boston College
- St. Lawrence
- Miami (OH)

West Seeds

- Minnesota (1)
- Michigan
- North Dakota
- Air Force

Midwest Seeds

- Notre Dame (2)
- Boston U.
- Michigan St.
- Ala.-Huntsville

Overall seeds in parentheses.



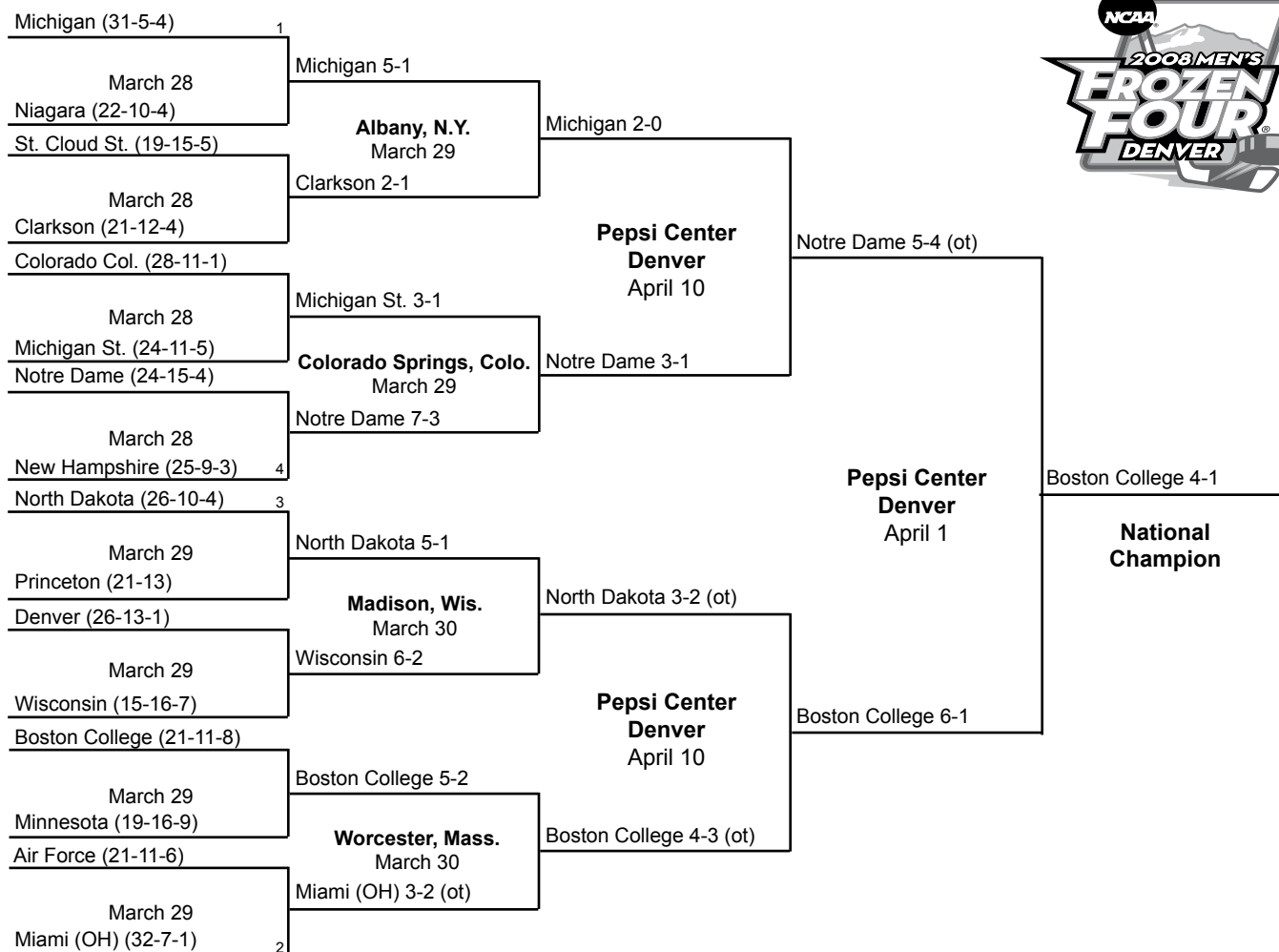
2008 Division I Men's Ice Hockey Championship

First Round

Second Round

Semifinals

Championship



East Seeds

1. Michigan (1)
2. St. Cloud St.
3. Clarkson
4. Niagara

Northeast Seeds

1. Miami (OH) (2)
2. Boston College
3. Minnesota
4. Air Force

West Seeds

1. New Hampshire (4)
2. Colorado Col.
3. Michigan St.
4. Notre Dame

Midwest Seeds

1. North Dakota (3)
2. Denver
3. Wisconsin
4. Princeton

Overall seeds in parentheses



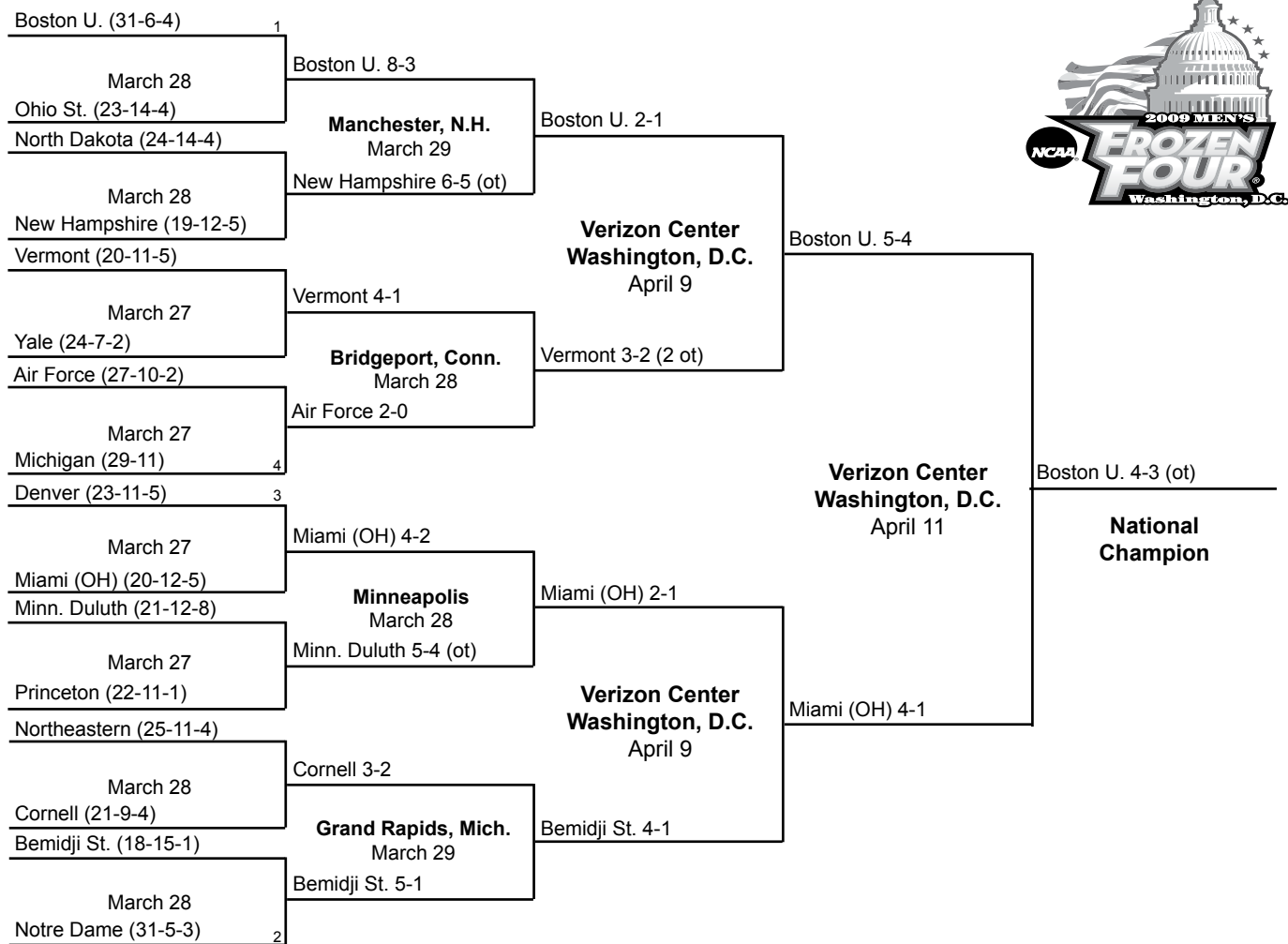
2009 Division I Men's Ice Hockey Championship

First Round

Second Round

Semifinals

Championship



East Seeds

1. Michigan (4)
2. Yale
3. Vermont
4. Air Force

Northeast Seeds

1. Boston U. (1)
2. North Dakota
3. New Hampshire
4. Ohio St.

West Seeds

1. Denver (3)
2. Minn. Duluth
3. Princeton
4. Miami (OH)

Midwest Seeds

1. Notre Dame (2)
2. Northeastern
3. Cornell
4. Bemidji St.

Overall seeds in parentheses



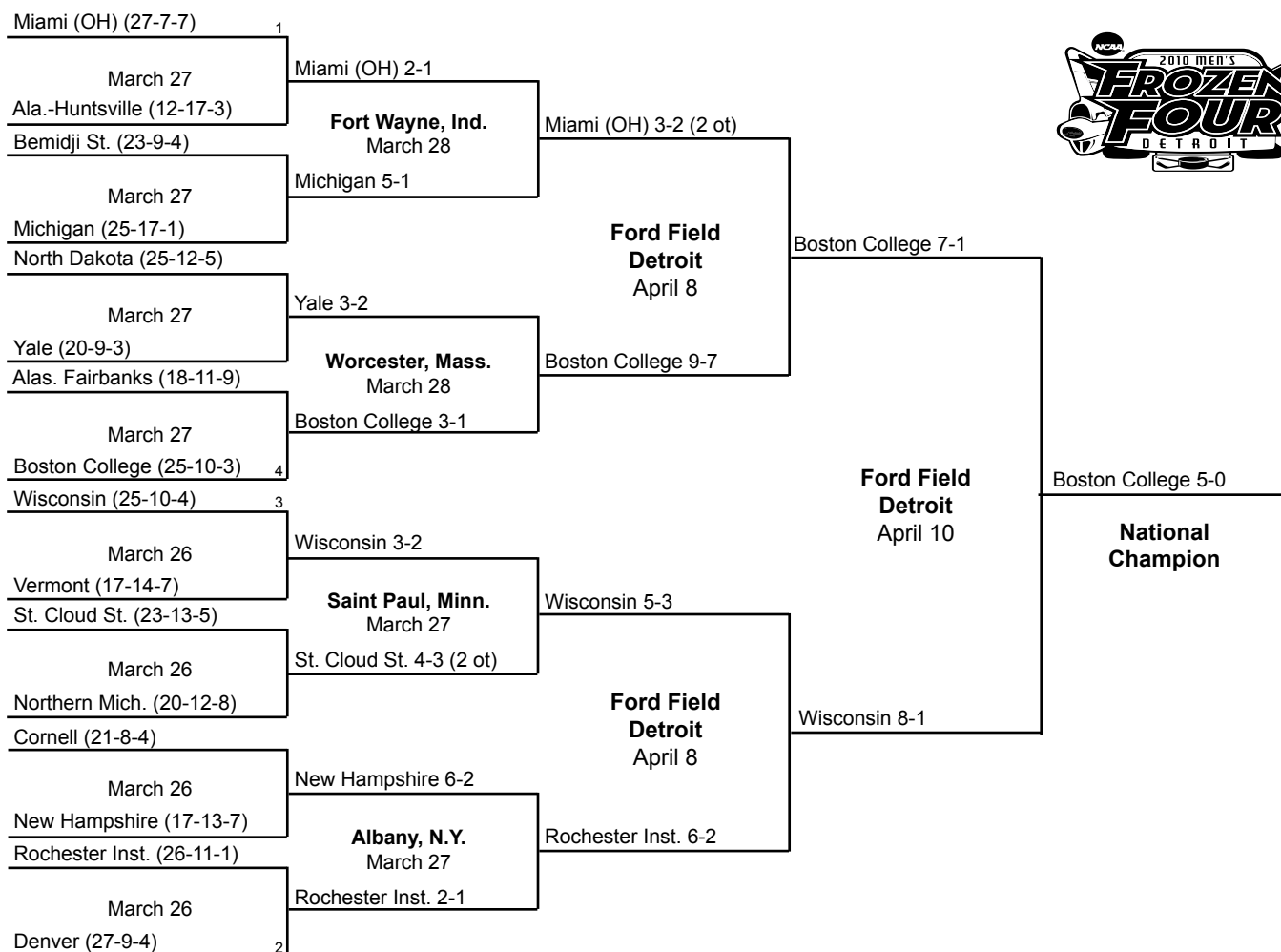
2010 Division I Men's Ice Hockey Championship

First Round

Second Round

Semifinals

Championship



East Seeds

1. Denver (2)
2. Cornell
3. New Hampshire
4. Rochester Inst.

Northeast Seeds

1. Boston College (4)
2. North Dakota
3. Yale
4. Alas. Fairbanks

West Seeds

1. Wisconsin (3)
2. St. Cloud St.
3. Northern Mich.
4. Vermont

Midwest Seeds

1. Miami (OH) (1)
2. Bemidji St.
3. Michigan
4. Ala.-Huntsville

Overall seeds in parentheses



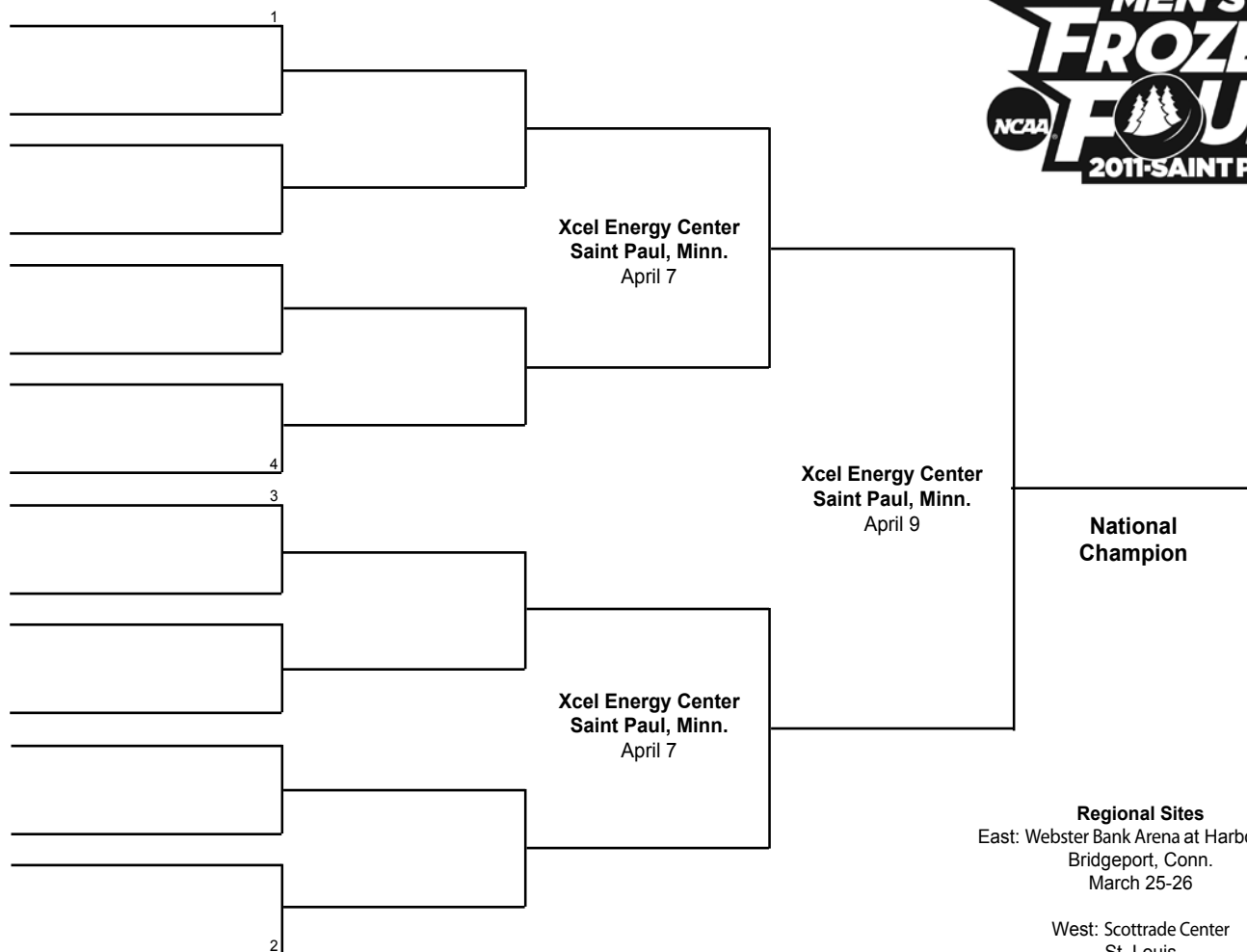
2011 Division I Men's Ice Hockey Championship

First Round

Second Round

Semifinals

Championship



Regional Sites

East: Webster Bank Arena at Harbor Yard
Bridgeport, Conn.
March 25-26

West: Scottrade Center
St. Louis
March 25-26

Midwest: Resch Center
Green Bay, Wis.
March 26-27

Northeast: Verizon Wireless Arena
Manchester, N.H.
March 26-27

East Seeds

- 1.
- 2.
- 3.
- 4.

Northeast Seeds

- 1.
- 2.
- 3.
- 4.

West Seeds

- 1.
- 2.
- 3.
- 4.

Midwest Seeds

- 1.
- 2.
- 3.
- 4.

Overall seeds in parentheses

Frozen Four Skills Challenge

Skills Challenge Performers.....	118
Most Outstanding Performers	118
Event Results	119



Frozen Four Skills Challenge

2006 Participants

EAST MEN

Justin Cross, Niagara
John Daigneau, Harvard (G)
Torry Gajda, Providence
Matt Moulson, Cornell
Mike Ouellette, Dartmouth
Brad Roberts, Army (G)
T.J. Trevelyan, St. Lawrence
Kyle Wilson, Colgate

EAST WOMEN

Lindsay Hansen, New Hampshire
Marisa Hourihan, Northeastern (G)
Sarah Love, Yale (G)
Allison Paiano, Colgate
Jennifer Raimondi, Harvard
Margaret Ramsay, Brown
Sam Shirley, Mercyhurst
Karen Thatcher, Providence

East Coaches
Bill Cleary, Harvard
Bob Deraney, Providence

WEST MEN

Nick Anderson, Michigan Tech
Dave Caruso, Ohio State (G)
Colton Fretter, Michigan State
Gabe Gauthier, Denver
Adam Hanna, St. John's (MN) (G)
Brandon Kaleniecki, Michigan
James Shipley, Milwaukee Engr.
Mike Walsh, Notre Dame

WEST WOMEN

Nikki Burish, Wisconsin
Sharon Cole, Wisconsin
Devon Fingland, North Dakota
Jana Harrigan, Ohio St.
Meghan Horras, Wisconsin (G)
Randie Jelinski, St. Cloud
Jill Luebke, Bemidji St. (G)
Kristy Oonincx, St. Cloud

West Coaches
Mark Johnson, Wisconsin
Jeff Sauer, Wisconsin

2007 Participants

EAST MEN

Mike Alexiou, Merrimack
Kyle Bozoian, Fredonia St.
Andrew Gallant, Manhattanville (G)
Tanner Glass, Dartmouth
Mark McCutcheon, Cornell
Andrew Ramsey, Air Force
Jason Smith, Sacred Heart (G)
Mike Sullivan, Clarkston

EAST WOMEN

Melissa Bourdon, New Hampshire (G)
Jana Bugden, Providence (G)
Crystal Connors, St. Lawrence
Kristin Gigliotti, Providence
Cara Hendry, Boston U.
Natalie Vibert, Connecticut
Lindsay Williams, Clarkson
Sheila Zinger, Yale

East Coaches
Bob Deraney, Providence
Al MacInnis, St. Louis Blues

WEST MEN

David Brown, Notre Dame (G)
Marty Guerin, Miami (OH)
T.J. Hensick, Michigan
Jeff Jakaitis, Lake Superior St. (G)
Aaron Johnson, Augsburg
Bryan McGregor, Minn. Duluth
David Nimmo, Ala.-Huntsville
Joe Van Culin, Ferris St.

WEST WOMEN

Sara Bauer, Wisconsin
Julia Colizza, Mercyhurst
Kelly Hart, Bemidji St.
Noemie Marin, Minn. Duluth
Sammy Miller, Minn. St. Mankato
Riitta Schaublin, Minn. Duluth (G)
Maggie Souba, Minnesota
Erika Vanderveer, Ohio St. (G)

West Coaches
Bill Selman, St. Louis
Mike Sisti, Mercyhurst

2008 Participants

EAST MEN

Jordan Alford, Rensselaer (G)
Will Engasser, Yale
Brad Flaishans, New Hampshire
Luke Flicek, Army
David Leaderer, Massachusetts
Jake Morissette, Rensselaer
Justin Mrazek, Union (NY) (G)
Jon Rheault, Providence

EAST WOMEN

Martine Garland, New Hampshire
Meghan Guckian, St. Lawrence (G)
Sabrina Harbec, St. Lawrence
Jaclyn Hawkins, Connecticut
Jennifer Hitchcock, New Hampshire
Hayley Moore, Brown
Marykate Oakley, Princeton
Sarah Perry, Sacred Heart (G)

East Coaches
Seth Appert, Rensselaer
Nate Leaman, Union (NY)

WEST MEN

Eric Ehn, Air Force
Mike Forgie, Wayne St. (MI)
Kyle Jones, St. Norbert (G)
Jimmy Kilpatrick, Colorado Col.
Peter Mannino, Denver (G)
Nino Musitelli, Miami (OH)
Andrew Thomas, Denver
Daniel Vukovic, Michigan St.

WEST WOMEN

Tessa Bonhomme, Ohio St.
Courtney DeHoe, Lake Forest
Laura Fast, St. Cloud St.
Laura Hosier, Mercyhurst (G)
Britni Kehler, Minn. St. Mankato (G)
Shannon Moulson, Niagara
Bobbi Ross, Minnesota

West Coaches
Enrico Blasi, Miami (OH)
George Gwozdecky, Denver

2009 Participants

EAST MEN

Brock Bradford, Boston College
Bryan Leitch, Quinnipiac
Keith Longo, Hobart (G)
Zach McKelvie, Army
Jesse Newman, Rochester Inst.
Andrew Orpik, Boston College
Alec Richards, Yale (G)

EAST WOMEN

Kayla Coady, Elmira
Sam Faber, New Hampshire
Marie-Jo Gaudet, Clarkson
Cristi Howser, Yale
Sam Hunt, Colgate
Maggie Taverna, Boston College
Allyse Wilcox, Boston U. (G)
Brittany Wilson, Connecticut (G)

East Coaches
Brian Durocher, Boston U.
Ben Syer, Quinnipiac

WEST MEN

Justin Bostrom, Minnesota
Greg Flynn, Air Force
Patrick Galivan, Western Mich.
Tom Gorowsky, Wisconsin
Chad Johnson, Alas. Fairbanks (G)
Patrick Mullen, Denver
Chad Rau, Colorado Col.
Billy Sauer, Michigan (G)

WEST WOMEN

Melissa Boal, Wayne St. (MI)
Johanna Ellison, Minn. Duluth (G)
Melissa Gagnon, Minnesota
Angie Keseley, Wisconsin
Megan McCarthy, St. Cloud St.
Brianna McLaughlin, Robert Morris (G)
Sara O'Toole, Minn. Duluth
Ashley Riggs, Niagara

West Coaches
Jeff Giesen, St. Cloud St.
Frank Serratore, Air Force

2010 Participants

EAST MEN

Alex Biega, Harvard
Andrew Braithwaite, Merrimack (G)
Kory Falite, Mass.-Lowell
Neil Graham, Mercyhurst
Owen Meyer, Army
Neil Musselwhite, Oswego St.
Ben Scrivens, Cornell (G)
Jason Walters, Union (NY)

EAST WOMEN

Melissa Anderson, Boston U.
Brittany Chartier, St. Lawrence (G)
Anna McDonald, Harvard
Sarah Parsons, Dartmouth
Kelly Paton, New Hampshire
Britni Smith, St. Lawrence
Allie Thunstrom, Boston College

East Coaches
Mark Dennehy, Merrimack
Brian Riley, Army

WEST MEN

Zach Harrison, Minn. St. Mankato
Pat Inglis, Lake Superior St. (G)
Ryan Lasch, St. Cloud St.

Zac MacVoy, Lake Superior St.
Chris Moran, Niagara
Mathieu Picard, Ohio St.
Nick Sucharski, Michigan St.
Andrew Volkening, Air Force (G)

WEST WOMEN

Kelli Blankenship, Minnesota
Lauren Bradel, St. Thomas (MN) (G)
Rachel Davis, Ohio St.
Caitlin Hogan, St. Cloud St.
Lindsey Park, Wayne St. (MI) (G)
Kyla Sanders, Wisconsin
Chelsea Walkland, Robert Morris
Ashley Young, Minn. St. Mankato

West Coaches
Jim Fetter, Wayne St. (MI)
Tom Newton, Michigan St.

Most Outstanding Performers

2007	Men	Mark McCutcheon, Cornell
	Women	Noemie Marin, Minn. Duluth
2008	Men	Eric Ehn, Air Force
	Women	Shannon Moulson, Niagara
2009	Men	Greg Flynn, Air Force
	Women	Sam Hunt, Colgate
2010	Men	none selected
	Women	none selected

Event Results

PUCK CONTROL RELAY

(Point for Each Head-to-Head Relay)

2006	West (Burish-Fretter-Fingland) d. East (Paiano-Gajda-Thatcher) East (Cross-Shirley-Wilson) d. West (Gauthier-Jelinski-Shipley)
2007	East (Vibert-Ramsey-Williams) d. West (Bauer-McGregor-Hart) West (Hensick-Souba-Van Culin) d. East (Sullivan-Connors-Alexiou)
2008	East (Harbec-Morissette-Hitchcock) d. West (Moulson-Ehn-Fast) West (Musitelli-DeHoey-Kilpatrick) d. East (Flaishans-Oakley-Rheault)
2009	West (Keseley-Rau-Boal) d. East (Faber-McKelvie-Hunt) West (Galivan-Riggs-Mullen) d. East (Newman-Gaudet-Leitch)
2010	East (Paton-Graham-Anderson) d. West (Hogan-Moran-Young) West (Picard-Davis-Harrison) d. East (Walters-McDonald-Biega)

FASTEST SKATER

(Winner of Each Head-to-Head Race, Point for Fastest Female, Fastest Male in 2006-09)

2006	Women W—Cole 16.5 W—Fingland 16.7 E—Thatcher 16.8 E—Ramsay 16.9 Women's Head-to-Head Final Cole (16.5) d. Thatcher (16.8) Men E—Ouellette 15.0 W—Walsh 15.2 W—Anderson 15.3 E—Gajda 15.4 Men's Head-to-Head Final Walsh (14.9) d. Ouellette (15.1)
2007	Women W—Marin 16.55 E—Williams 16.66 E—Vibert 17.18 W—Miller 17.41 Women's Head-to-Head Final Marin d. Williams Men W—Van Culin 14.97 W—Ramsey 15.29 E—Glass 15.37 E—Guerin 15.55 Men's Head-to-Head Final Van Culin (15.15) d. Glass (15.34)
2008	Women E—Harbec (5.49) d. Hawkins (5.86) W—Fast (5.21) d. DeHoey (5.49) E—Garland (5.44) d. Moore (6.86) W—Bonhomme (4.97) d. Ross (5.02) Women's Head-to-Head Final Bonhomme (5.05) d. Garland (5.13) Men E—Flaishans (4.95) d. Leaderer (5.06) W—Kilpatrick (4.77) d. Musitelli (4.90) E—Rheault (4.65) d. Morissette (4.81) W—Thomas (4.61) d. Ehn (4.84) Men's Head-to-Head Final Rheault (4.45) d. Thomas (4.55)

2009

Women

E—Taverna (16.48)
W—McCarthy (16.92)
W—O'Toole (16.95)
E—Gaudet (17.00)
Women's Head-to-Head Final
Taverna def. McCarthy

Men

E—McKelvie (14.96)
E—Newman (14.96)
W—Mullen (15.38)
W—Bostrom (15.49)
Men's Head-to-Head Final
McKelvie def. Mullen

2010

Women

E—Thunstrom (16.23)
W—Sanders (16.59)
E—Parsons (18.26)
W—Blankenship (20.71)
Women's Head-to-Head Final
Thunstrom def. Sanders

Men

E—Musselwhite (14.38)
W—Harrison (15.47)
W—Sucharski (16.46)
E—Meyer (DNF)
Men's Head-to-Head Final
Musselwhite def. Harrison

HARDEST SHOT

(Point for Top Male, Top Female and Highest Team Average)

2006	Women E—Raimondi 77 E—Hansen 70 W—Harrigan 69 W—Oonincx 63 Men W—Shipley 91 E—Wilson 90 W—Fretter 88 E—Trevelyan 87 Team Avg.—East (81.0) d. West (77.8)
2007	Women W—Marin 76.7 E—Hendry 69.3 E—Gigliotti 74.7 W—Miller 65.5 Men E—McCutcheon 96.4 W—McGregor 93.7 W—Nimmo 92.1 E—Bozoian 88.9 Team Avg.—East (82.3) d. West (82.0)
2008	Women E—Garland (73.7/76.0 - 76.0) W—Ross (73.7/74.7 - 74.7) E—Hitchcock (76.6/DQ - 76.6) W—Moulson (71.4/73.8 - 73.8) Men E—Engasser (88.7/86.3 - 88.7) W—Vukovic (89.9/95.8 - 95.8) E—Leaderer (86.1/90.9 - 90.9) W—Thomas (81.3/85.5 - 85.5) Team Avg.—East (83.05) d. West (82.45)
2009	Women E—Hunt (75.3/70.3 - 75.3) W—Gagnon (DQ-72.7 - 72.7) E—Taverna (73.7/71.6 - 73.7) W—O'Toole (DQ/65.4 - 65.4) Men E—Leitch (DQ/88.7 - 88.7) W—Flynn (88.3/DQ - 88.3) E—Orpik (88.8/81.1 - 88.8) W—Gorowsky (86.9/85.3 - 86.9) Team Avg.—East (81.6) d. West (78.3)

2010

Women

W—Davis (70.7/69.6 - 70.7)
E—Smith (67.0/68.7 - 68.7)
E—Anderson (62.0/64.4 - 64.4)
W—Walkland (DQ/56.7 - 56.7)

Men

E—Falite (92.9/90.3 - 92.9)
E—Musselwhite (91.3/91.9 - 91.9)
W—MacVoy (84.8/86.1 - 86.1)
W—Sucharski (84.5/85.7 - 85.7)
Team Avg.—East (79.5) d. West (74.8)

RAPID SHOT

(Point for Best Male Goalie, Best Female Goalie and Team Goalie Total)

2006	Women (24 shots) E—Hourihan 21 W—Horras 15 E—Love 20 W—Luebke 16 Men (24 shots) E—Daigneau 18 W—Hanna 22 E—Roberts 19 W—Caruso 22 Team total—East (78) d. West (75)
2007	Women (10 shots) W—Schaublin 6 E—Bourdon 7 W—Vanderveer 4 E—Bugden 5 Men (10 shots) W—Brown 5 E—Smith 6 W—Jakaitis 2 E—Gallant 7 Team total—East (25) d. West (17)
2008	Women (8 shots) W—Hosier (v. Hawkins) 7 E—Guckian (v. Bonhomme) 8 W—Kehler (v. Moore) 6 E—Perry (v. Ross) 7 Men (8 shots) W—Mannino (v. Rheault) 7 E—Mrazek (v. Kilpatrick) 6 W—Jones (v. Flicek) 8 E—Alford (v. Forgie) 5 Team total—West (28) d. East (26)
2009	Women (8 shots) W—Ellison (v. Howser) 6 E—Wilson (v. Boal) 7 W—McLaughlin (v. Coady) 6 E—Wilcox (v. McCarthy) 7 Men (8 shots) W—Johnson (v. Orpik) 7 E—Longo (v. Rau) 7 W—Sauer (v. Bradford) 7 E—Richards (v. Gorowsky) 7 Team total—East (28) d. West (26)
2010	Women (8 shots) W—Bradel (v. Parsons) 5 E—Chartier (v. Sanders) 6 W—Park (v. McDonald) 8 E—Chartier (v. Young) 5 Men (8 shots) W—Ingilis (v. Meyer) 6 E—Scrivens (v. Lasch) 4 W—Volkening (v. Walters) 8 E—Braithwaite (v. MacVoy) 4 Team total—West (27) d. East (19)

ACCURACY SHOT**(Point for Female, Male and Team that Hits Most Targets in Fewest Shots)**

2007	Women	Hits/Shots
	E—Gigliotti	1/8
	W—Hart	2/8
	E—Zingler	2/8
	W—Colizza	4/6
	Men (8 shots)	Hits/Shots
	E—Sullivan	3/8
	W—Johnson	0/8
	E—McCutcheon	4/8
	W—Hensick	3/8
	Team total—East (10/32) d. West (9/30)	
2008	Women	Hits/Shots
	E—Garland	3/8
	W—Moulson	5/8 *
	E—Oakley	1/7
	W—Bonhomme	1/7
	Men (8 shots)	Hits/Shots
	E—Engasser	2/8
	W—Forgie	2/8
	E—Flicek	4/8 (1/4)
	W—Thomas	4/8 (3/4) *
	Team total—West (12/31) d. East (10/31)	
2009	Women	Hits/Shots
	E—Faber	0/8
	W—Riggs	1/8
	E—Howser	2/8
	W—Keseley	0/8
	Men (8 shots)	Hits/Shots
	E—Leitch	3/8
	W—Flynn	5/6
	E—Bradford	4/8
	W—Galivan	2/8
	Team total—East (9/32) d. West (8/30)	
2010	Women	Hits/Shots
	E—Paton	2/8
	W—Hogan	4/8
	E—Thunstrom	1/8
	W—Walkland	2/8
	Men (8 shots)	Hits/Shots
	E—Falite	4/8
	W—Lasch	5/8
	E—Graham	3/8
	W—Moran	2/8
	Team total—West (13/32) d. East (10/32)	

PENALTY SHOT**(Point for Every Goal Scored)**

2006	East	5*
	West	4
2007	West	6
	East	2
2008	West	3
	(Bonhomme, DeHoey (1), Moulson vs. Guckian)	
	(Fast, Moulson, Ross vs. Perry)	
	Ehn (1), Forgie, Kilpatrick (1) vs. Mrazek	
	Musitelli, Thomas, Vukovic vs. Alford)	
	East	1
	(Harbec, Hawkins, Moore vs. Hosier)	
	(Garland, Hitchcock (1), Oakley vs. Kehler)	
	(Engasser, Rheault, Morissette vs. Mannino)	
	(Flaishans, Flicek, Leaderer vs. Jones)	
2009	West	4
	(Boal, Gagnon, Keseley (1) vs. Wilcox)	
	(McCarthy, O'Toole, Riggs (1) vs. Wilson)	
	(Bostrom, Flynn (1), Galivan vs. Longo)	
	(Gorowsky, Mullen, Rau (1) vs. Richards)	
	East	4
	(Gaudet (1), Hunt (1), Faber (1) vs. McLaughlin)	
	(Coady, Taverna (1), Howser vs. Ellison)	
	(Bradford, Leitch, McKelvie vs. Sauer)	
	(Newman, Orpik, Bradford vs. Johnson)	
2010	West	2
	(Blankenship, Davis, Hogan vs. Chartier)	
	(Sanders, Walkland, Young vs. Chartier)	
	(Harrison (1), MacVoy, Lasch vs. Braithwaite)	
	(Picard, Sucharski, Moran (1) vs. Scrivens)	
	East	1
	(Smith, Anderson, McDonald vs. Bradel)	
	(Parsons (1), Paton, Thunstrom vs. Park)	
	(Biega, Graham, Falite vs. Inglis)	
	(Meyer, Musselwhite, Walters vs. Volkening)	

FINAL TEAM SCORE

2006	Milwaukee / Bradley Center
	East—11, West—10
2007	St. Louis / Scottrade Center
	West—13, East—10
2008	Denver / Pepsi Center
	West—13, East—6
2009	Washington, D.C. / Verizon Center
	East—16, West—8
2010	Detroit / Ford Field
	West—10, East—6

Women's Frozen Four Records

Championship Results.....	121
Frozen Four Facts	121
Frozen Four Records	121
Individual, Game.....	121
Individual, Year	122
Team, Game	122
Team, Year	124
Most Outstanding Players.....	124
All-Tournament Teams.....	124
Championship Game Records	125
Individual	125
Team.....	125
Regional Records	127
Individual, Game.....	127
Team, Game	127
Tournament Facts	129
Tournament Records	129
Individual, Game.....	129
Individual, Year	129
Team, Game	130
Team, Year	131
Tournament History.....	132
Tournament Won-Lost-Tied Records	132
Tournament Highlights	132
Entering the NCAA Tournament, These Teams	133
Seeding History	133
Annual Scoring Leaders	133
NCAA Women's Ice Hockey Championship Committee	134
Coaching Facts.....	134
Team-By-Team Won-Lost-Tied Records	135
All-Time Coaches.....	135
Team Champions	136
Championship Brackets.....	141



NCAA ICE HOCKEY



Championship Results

Year	Champion	Coach	Score	Runner-Up	3rd Place	4th Place	Site
2001	Minn. Duluth (28-5-4)	Shannon Miller	4-2	St. Lawrence	Harvard	Dartmouth	Minneapolis
2002	Minn. Duluth (24-6-4)	Shannon Miller	3-2	Brown	Niagara (tie)	Minnesota (tie)	Durham, N.H.
2003	Minn. Duluth (31-3-2)	Shannon Miller	4-3 (2 ot)	Harvard	Dartmouth	Minnesota	Duluth, Minn.
2004	Minnesota (30-4-2)	Laura Halldorson	6-2	Harvard	St. Lawrence	Dartmouth	Providence, R.I.
2005	Minnesota (36-2-2)	Laura Halldorson	4-3	Harvard	St. Lawrence	Dartmouth	Durham, N.H.
Semifinalist*							
2006	Wisconsin (36-4-1)	Mark Johnson	3-0	Minnesota	New Hampshire	St. Lawrence	Minneapolis
2007	Wisconsin (36-1-4)	Mark Johnson	4-1	Minn. Duluth	Boston College	St. Lawrence	Lake Placid, N.Y.
2008	Minn. Duluth (34-4-1)	Shannon Miller	4-0	Wisconsin	Harvard	New Hampshire	Duluth, Minn.
2009	Wisconsin (34-2-5)	Mark Johnson	5-0	Mercyhurst	Minnesota	Minn. Duluth	Boston, Mass.
2010	Minn. Duluth (31-8-2)	Shannon Miller	3-2 (3 ot)	Cornell	Mercyhurst	Minnesota	Minneapolis

*Third-place game discontinued after 2005. Since then, both teams defeated in the semifinals are awarded third place.

Frozen Four Facts

FROZEN FOUR APPEARANCES

- 7—Minnesota, 2002-03-04-05-06-09-10
- 7—Minn. Duluth, 2001-02-03-07-08-09-10
- 5—St. Lawrence, 2001, 04-05-06-07
- 5—Harvard, 2001-03-04-05-08
- 4—Dartmouth, 2001-03-04-05
- 4—Wisconsin, 2006-07-08-09
- 2—New Hampshire, 2006-08
- 2—Mercyhurst, 2009-10
- 1—Brown, 2002
- 1—Niagara, 2002
- 1—Boston College, 2007
- 1—Cornell, 2010

CONSECUTIVE FROZEN FOUR APPEARANCES

- 5—Minnesota, 2002-06
- 4—St. Lawrence, 2004-07
- 4—Wisconsin, 2006-09
- 4—Minn. Duluth, 2007-10
- 3—Minn. Duluth, 2001-03
- 3—Dartmouth, 2003-05
- 3—Harvard, 2003-05

FROZEN FOUR WINS

- 11—Minn. Duluth
- 7—Wisconsin
- 5—Minnesota
- 4—Harvard
- 3—St. Lawrence
- 1—Brown
- 1—Dartmouth
- 1—Mercyhurst
- 1—Cornell

FROZEN FOUR WINNING PERCENTAGE (Min. 2 games)

- .875—Wisconsin, 2006-09 (7-1)
- .846—Minn. Duluth, 2001-10 (11-2)
- .750—Niagara, 2002 (1-0-1)
- .500—Brown, 2002 (1-1)
- .500—Cornell, 2010 (1-1)
- .458—Minnesota, 2002-10 (5-6-1)
- .444—Harvard, 2001-08 (4-5)
- .375—St. Lawrence, 2001-07 (3-5)
- .333—Mercyhurst, 2010 (1-2)

NCAA CHAMPIONSHIPS

- 5—Minn. Duluth, 2001, 2002, 2003, 2008, 2010
- 3—Wisconsin, 2006, 2007, 2009
- 2—Minnesota, 2004, 2005

Frozen Four Records

The following records include game, year and career marks set during the Frozen Four, which consists of the two national semifinal games, the national third-place game (from 2001 through 2005) and the national championship game. A national semifinal game is indicated by (NSF), a national third-place game by (N3d) and a national championship game by (CH). Any national semifinal game records not included in the listings are specifically noted below that category.

Individual, Game

GOALS

- 4—Bobbi Ross, Minnesota vs. New Hampshire, NSF, March 24, 2006
- 3—Maria Rooth, Minn. Duluth vs. Harvard, NSF, March 23, 2001
- 3—Natalie Darwitz, Minnesota vs. Harvard, CH, March 28, 2004
- 3—Krissy Wendell, Minnesota vs. Dartmouth, NSF, March 26, 2004
- 3—Sarah Vaillancourt, Harvard vs. St. Lawrence, NSF, March 25, 2005
- 3—Rebecca Russell, St. Lawrence vs. Dartmouth, N3d, March 27, 2005

FASTEST GAME-OPENING GOAL

- :13—Natalie Darwitz, Minnesota vs. Dartmouth, NSF, March 25, 2005
- :46—Bobbi Ross, Minnesota vs. New Hampshire, NSF, March 24, 2006
- 1:00—Tammy Shewchuk, Harvard vs. Dartmouth, N3d, March 25, 2001

- 2:15—Meghan Duggan, Wisconsin vs. St. Lawrence, NSF, March 16, 2007
- 2:57—Jenny Hempel, Minn. Duluth vs. Niagara, NSF, March 22, 2002

FASTEST GOAL, START OF PERIOD

- :09—Natalie Darwitz, Minnesota vs. Harvard, CH, March 28, 2004 (third)
- :13—Natalie Darwitz, Minnesota vs. Dartmouth, NSF, March 25, 2005 (first)
- :18—Erika Lawler, Wisconsin vs. Harvard, NSF, March 20, 2008 (second)
- :21—Jennifer Botterill, Harvard vs. Minn. Duluth, CH, March 23, 2003 (second)
- :31—Chelsea Grills, St. Lawrence vs. Harvard, NSF, March 25, 2005 (second)

FASTEST CONSECUTIVE GOALS

- 1:59—Natalie Darwitz, Minnesota vs. Dartmouth, NSF, March 25, 2005
- 4:07—Kelly Stephens, Minnesota vs. Dartmouth, NSF, March 26, 2004
- 5:01—Maria Rooth, Minn. Duluth vs. Harvard, NSF, March 23, 2001
- 7:35—Krissy Wendell, Minnesota vs. Dartmouth, NSF, March 26, 2004
- 8:30—Sarah Vaillancourt, Harvard vs. St. Lawrence, NSF, March 25, 2005

FASTEST HAT TRICK

- 16:07—Maria Rooth, Minn. Duluth vs. Harvard, NSF, March 23, 2001
- 22:53—Krissy Wendell, Minnesota vs. Dartmouth, NSF, March 26, 2004
- 26:45—Sarah Vaillancourt, Harvard vs. St. Lawrence, NSF, March 25, 2005
- 28:07—Natalie Darwitz, Minnesota vs. Harvard, CH, March 28, 2004
- 29:53—Bobbi Ross, Minnesota vs. New Hampshire, NSF, March 24, 2006

ASSISTS

- 3—Krissy Wendell, Minnesota vs. Harvard, CH, March 28, 2004

- 3—Caitlin Cahow, Harvard vs. St. Lawrence, NSF, March 25, 2005
- 3—Natalie Darwitz, Minnesota vs. Dartmouth, NSF, March 25, 2005
- 3—Natalie Darwitz, Minnesota vs. Harvard, CH, March 27, 2005
- 3—Sara Bauer, Wisconsin vs. St. Lawrence, NSF, March 16, 2007
- 3—Sara O'Toole, Minn. Duluth vs. Boston College, March 16, 2007
- 3—Meghan Duggan, Wisconsin vs. Minn. Duluth, NSF, March 20, 2009
- 3—Jesse Scanzano, Mercyhurst vs. Minnesota, NSF, March 20, 2009
- 3—Erika Lawler, Wisconsin vs. Mercyhurst, CH, March 22, 2009

POINTS

- 5—Natalie Darwitz, Minnesota vs. Dartmouth, NSF, March 25, 2005
- 5—Rebecca Russell, St. Lawrence vs. Dartmouth, N3d, March 27, 2005
- 4—Maria Rooth, Minn. Duluth vs. Harvard, NSF, March 23, 2001
- 4—Julie Chu, Harvard vs. Minnesota, NSF, March 21, 2003
- 4—Krissy Wendell, Minnesota vs. Dartmouth, NSF, March 26, 2004
- 4—Natalie Darwitz, Minnesota vs. Harvard, CH, March 28, 2004
- 4—Krissy Wendell, Minnesota vs. Harvard, CH, March 28, 2004
- 4—Natalie Darwitz, Minnesota vs. Harvard, CH, March 27, 2005
- 4—Krissy Wendell, Minnesota vs. Dartmouth, NSF, March 25, 2005
- 4—Bobbi Ross, Minnesota vs. New Hampshire, NSF, March 24, 2006
- 4—Meghan Duggan, Wisconsin vs. St. Lawrence, NSF, March 16, 2007
- 4—Hilary Knight, Wisconsin vs. Minn. Duluth, NSF, March 20, 2009

4—Gigi Marvin, Minnesota vs. Mercyhurst, NSF, March 20, 2009

PENALTIES

5—Angela Ruggiero, Harvard vs. Minn. Duluth, CH, March 23, 2003

4—Nora Tallus, Minn. Duluth vs. Harvard, CH, March 23, 2003

3—Lindsay Weaver, Harvard vs. Minnesota, CH, March 28, 2004

3—Leah Craig, New Hampshire vs. Minnesota, NSF, March 24, 2006

3—Elin Holmlov, Minn. Duluth vs. Wisconsin, NSF, March 20, 2009

3—Anne Schleper, Minnesota vs. Mercyhurst, NSF, March 20, 2009

SAVES

61—Amanda Mazzotta, Cornell vs. Minn. Duluth, CH, March 21, 2010 (3 ot)

49—Jennifer Harss, Minn. Duluth vs. Cornell, CH, March 21, 2010 (3 ot)

47—Molly Schaus, Boston College vs. Minn. Duluth, NSF, March 16, 2007

46—Amy Ferguson, Dartmouth vs. Minn. Duluth, NSF, March 21, 2003

41—Patricia Sautter, Minn. Duluth vs. Harvard, CH, March 23, 2003

41—Kim Martin, Minn. Duluth vs. New Hampshire, NSF, March 20, 2008

SHUTOUTS

Jessie Vetter, Wisconsin vs. St. Lawrence, NSF, March 24, 2006

Jessie Vetter, Wisconsin vs. Minnesota, CH, March 26, 2006

Jessie Vetter, Wisconsin vs. St. Lawrence, NSF, March 16, 2007

Kim Martin, Minn. Duluth vs. Wisconsin, CH, March 22, 2008

Jessie Vetter, Wisconsin vs. Mercyhurst, CH, March 22, 2009

Individual, Year

GOALS

4—Maria Rooth, Minn. Duluth, 2001

4—Krissey Wendell, Minnesota, 2004

4—Sarah Vaillancourt, Harvard, 2005

4—Bobbi Ross, Minnesota, 2006

3—Tammy Shewchuk, Harvard, 2001

3—Kristy Zamora, Brown, 2002

3—Hanne Sikio, Minn. Duluth, 2003

3—Kelly Stephens, Minnesota, 2004

3—Natalie Darwitz, Minnesota, 2004

3—Natalie Darwitz, Minnesota, 2005

3—Krissey Wendell, Minnesota, 2005

3—Jinelle Zaugg, Wisconsin, 2007

3—Hilary Knight, Wisconsin, 2009

3—Emmanuelle Blais, Minn. Duluth, 2010

ASSISTS

6—Natalie Darwitz, Minnesota, 2005

5—Sara Bauer, Wisconsin, 2007

4—Meghan Duggan, Wisconsin, 2009

4—Kelly Stephens, Minnesota, 2005

4—Julie Chu, Harvard, 2005

3—13 times, most recent: Hilary Knight, Wisconsin; Erika Lawler, Wisconsin; Jesse Scanzano, Mercyhurst, 2009.

POINTS

9—Natalie Darwitz, Minnesota, 2005

8—Krissey Wendell, Minnesota, 2004

6—Maria Rooth, Minn. Duluth, 2001

6—Natalie Darwitz, Minnesota, 2004

6—Rebecca Russell, St. Lawrence, 2005

6—Sara Bauer, Wisconsin, 2007

6—Hilary Knight, Wisconsin, 2009

PENALTIES

5—Angela Ruggiero, Harvard, 2003

5—Nora Tallus, Minn. Duluth, 2003

4—Gillian Apps, Dartmouth, 2003

4—Lindsay Weaver, Harvard, 2004

4—Laurie Ross, St. Lawrence, 2005

4—Cassea Schols, Mercyhurst, 2009

SAVES

89—Amanda Mazzotta, Cornell, 2010

76—Jennifer Harss, Minn. Duluth, 2010

74—Tania Pinelli, Niagara, 2002

73—Amy Ferguson, Dartmouth, 2003

69—Patricia Sautter, Minn. Duluth, 2003

65—Jessie Vetter, Wisconsin, 2009

SAVE PERCENTAGE

(Min. two games)

1.000—Jessie Vetter, Wisconsin, 2006 (0 goals allowed, 58 saves)

.985—Jessie Vetter, Wisconsin, 2009 (1 goal allowed, 65 saves)

.975—Jessie Vetter, Wisconsin, 2007 (1 goal allowed, 39 saves)

.951—Rachel Barrie, St. Lawrence, 2004 (3 goals allowed, 58 saves)

.950—Jennifer Harss, Minn. Duluth, 2010 (4 goals allowed, 76 saves)

.949—Jody Horak, Minnesota, 2004 (3 goals allowed, 56 saves)

GOALS-AGAINST AVERAGE

(Min. 110 minutes)

0.00—Jessie Vetter, Wisconsin, 2006 (0 goals allowed)

0.50—Jessie Vetter, Wisconsin, 2007 (1 goal allowed)

0.50—Jessie Vetter, Wisconsin, 2009 (1 goal allowed)

1.34—Jennifer Harss, Minn. Duluth, 2010 (4 goals allowed)

1.50—Rachel Barrie, St. Lawrence, 2004 (3 goals allowed)

1.51—Jody Horak, Minnesota, 2004 (3 goals allowed)

Team, Game

GOALS

7—Minnesota vs. Dartmouth (2), NSF, March 25, 2005

6—Minn. Duluth vs. Harvard (3), NSF, March 23, 2001

6—Harvard vs. Minnesota (1), NSF, March 21, 2003

6—Minnesota vs. Harvard (2), CH, March 28, 2004

5—Minn. Duluth vs. Dartmouth (2), NSF, March 21, 2003

5—Minnesota vs. Dartmouth (1), NSF, March 26, 2004

5—St. Lawrence vs. Dartmouth (1), N3d, March 27, 2005

5—Minnesota vs. New Hampshire (4), NSF, March 24, 2006

5—Wisconsin vs. Minn. Duluth (1), NSF, March 20, 2009

5—Mercyhurst vs. Minnesota (4), NSF, March 20, 2009

5—Wisconsin vs. Mercyhurst (0), CH, March 22, 2009

GOALS, BOTH TEAMS

9—Minn. Duluth (6) vs. Harvard (3), NSF, March 23, 2001

9—Minnesota (7) vs. Dartmouth (2), NSF, March 25, 2005

9—Minnesota (5) vs. New Hampshire (4), NSF, March 24, 2006

9—Mercyhurst (5) vs. Minnesota (4), NSF, March 20, 2009

8—Minnesota (6) vs. Harvard (2), CH, March 28, 2004

7—Minn. Duluth (4) vs. Harvard (3), CH, March 23, 2003

7—Minn. Duluth (5) vs. Dartmouth (2), NSF, March 21, 2003

7—Harvard (6) vs. Minnesota (1), NSF, March 21, 2003

7—Minnesota (4) vs. Harvard (3), CH, March 27, 2005

7—Minn. Duluth (4) vs. Boston College (3), NSF, March 16, 2007 (2 ot)

GOALS, PERIOD

5—Minn. Duluth vs. Harvard, NSF, March 23, 2001 (third)

5—Minnesota vs. Dartmouth, NSF, March 25, 2005 (first)

4—Minnesota vs. Dartmouth, NSF, March 26, 2004 (third)

4—Minnesota vs. Harvard, CH, March 28, 2004 (third)

3—St. Lawrence vs. Dartmouth, NSF, March 23, 2001 (first)

3—Harvard vs. Minn. Duluth, CH, March 23, 2003 (second)

3—Minn. Duluth vs. Dartmouth, NSF, March 21, 2003 (second)

3—Dartmouth vs. Minnesota, N3d, March 23, 2003 (first)

3—St. Lawrence vs. Dartmouth, N3d, March 25, 2005 (third)

3—Wisconsin vs. Minn. Duluth, CH, March 18, 2007 (second)

3—Wisconsin vs. Harvard, NSF, March 20, 2008 (second)

3—Wisconsin vs. Minn. Duluth, NSF, March 20, 2009 (second)

3—Mercyhurst vs. Minnesota, NSF, March 20, 2009 (first)

3—Minnesota vs. Mercyhurst, NSF, March 20, 2009 (third)

3—Wisconsin vs. Mercyhurst, CH, March 22, 2009 (second)

GOALS, PERIOD, BOTH TEAMS

7—Minn. Duluth (5) vs. Harvard (2), NSF, March 23, 2001 (third)

7—Minnesota (5) vs. Dartmouth (2), NSF, March 25, 2005 (first)

5—Minn. Duluth (3) vs. Dartmouth (2), NSF, March 21, 2003 (second)

4—Harvard (3) vs. Minn. Duluth (1), CH, March 23, 2003 (second)

4—Minnesota (4) vs. Dartmouth (0), NSF, March 26, 2004 (third)

4—Minnesota (4) vs. Harvard (0), CH, March 28, 2004 (third)

4—Minnesota (2) vs. Harvard (2), CH, March 27, 2005 (second)

4—Minnesota (2) vs. New Hampshire (2), NSF, March 24, 2006 (first)

4—Wisconsin (3) vs. Minn. Duluth (1), CH, March 18, 2007 (second)

4—Mercyhurst (3) vs. Minnesota (1), NSF, March 20, 2009 (first)

GOALS, LOSING TEAM

4—New Hampshire vs. Minnesota (5), NSF, March 24, 2006

4—Minnesota vs. Mercyhurst (5), NSF, March 20, 2009

3—Harvard vs. Minn. Duluth (6), NSF, March 23, 2001

3—Harvard vs. Minn. Duluth (4), CH, March 23, 2003

3—Harvard vs. Minnesota (4), CH, March 27, 2005

3—Boston College vs. Minn. Duluth (4), NSF, March 16, 2007 (2 ot)

FEWEST GOALS

0—St. Lawrence vs. Wisconsin (1), NSF, March 24, 2006

0—Minnesota vs. Wisconsin (3), CH, March 26, 2006

0—St. Lawrence vs. Wisconsin (4), NSF, March 16, 2007

0—Wisconsin vs. Minn. Duluth (4), CH, March 22, 2008

0—Mercyhurst vs. Wisconsin (5), CH, March 22, 2009

1—Dartmouth vs. St. Lawrence (3), NSF, March 23, 2001

1—Minnesota vs. Brown (2), NSF, March 22, 2002

1—Minnesota vs. Harvard (6), NSF, March 21, 2003

1—St. Lawrence vs. Harvard (2), NSF, March 26, 2004

1—Dartmouth vs. St. Lawrence (2), N3d, March 28, 2004

1—St. Lawrence vs. Harvard (4), NSF, March 25, 2005

1—Dartmouth vs. St. Lawrence (5), N3d, March 27, 2005

1—Wisconsin vs. St. Lawrence (0), NSF, March 24, 2006

1—Minn. Duluth vs. Wisconsin (4), CH, March 18, 2007

1—Harvard vs. Wisconsin (4), NSF, March 20, 2008

1—Minn. Duluth vs. Wisconsin (5), NSF, March 20, 2009

FEWEST GOALS, BOTH TEAMS

1—Wisconsin (1) vs. St. Lawrence (0), NSF, March 24, 2006

3—Brown (2) vs. Minnesota (1), NSF, March 22, 2002

3—Harvard (2) vs. St. Lawrence (1), NSF, March 26, 2004

3—St. Lawrence (2) vs. Dartmouth (1), N3d, March 28, 2004

3—Wisconsin (3) vs. Minnesota (0), CH, March 26, 2006

4—St. Lawrence (3) vs. Dartmouth (1), NSF, March 23, 2001

4—Niagara (2) vs. Minnesota (2), N3d, March 24, 2002

4—Wisconsin (4) vs. St. Lawrence (0), NSF, March 16, 2007

4—Minn. Duluth (4) vs. Wisconsin (0), CH, March 22, 2008

FASTEST CONSECUTIVE GOALS

:23—Harvard (Julie Chu and Lauren McAuliffe) vs. Minnesota, NSF, March 21, 2003

:23—Harvard (Jennifer Botterill and Lauren McAuliffe) vs. Minn. Duluth, CH, March 23, 2003 (2 ot)

:30—Wisconsin (Jinelle Zaugg and Grace Hutchings) vs. Minnesota, CH, March 26, 2006

:32—Minnesota (Natalie Darwitz and Kelly Stephens) vs. Harvard, CH, March 28, 2004

:33—Wisconsin (Meghan Duggan and Jinelle Zaugg) vs. St. Lawrence, NSF, March 16, 2007

FASTEST CONSECUTIVE GOALS BY OPPOSING TEAMS

:10—Minn. Duluth (Emmanuelle Blais), then Wisconsin (Jasmine Giles), CH, March 18, 2007

:43—Wisconsin (Hilary Knight), then Minn. Duluth (Jaime Rasmussen), NSF, March 20, 2009

:44—Dartmouth (Kristina Guarino), then Harvard (Kalen Ingram), N3d, March 25, 2001

:51—Niagara (Jennifer Goulet), then Minnesota (La Toya Clarke), N3d, March 24, 2002

:51—Minnesota (Kelly Stephens), then Brown (Kim Insalaco), NSF, March 22, 2002

:59—Minn. Duluth (Caroline Ouellette), then Dartmouth (Alana BreMiller), NSF, March 21, 2003

WINNING MARGIN

5—Harvard (6) vs. Minnesota (1), NSF, March 21, 2003
 5—Minnesota (7) vs. Dartmouth (2), NSF, March 25, 2005
 5—Wisconsin (5) vs. Mercyhurst (0), CH, March 22, 2009
 4—Minnesota (5) vs. Dartmouth (1), NSF, March 26, 2004
 4—Minnesota (6) vs. Harvard (2), CH, March 28, 2004
 4—St. Lawrence (5) vs. Dartmouth (1), N3d, March 27, 2005
 4—Wisconsin (4) vs. St. Lawrence (0), NSF, March 16, 2007
 4—Minn. Duluth (4) vs. Wisconsin (0), CH, March 22, 2008
 4—Wisconsin (5) vs. Minn. Duluth (1), NSF, March 20, 2009

LARGEST MARGIN OVERCOME TO WIN

1—12 times, most recent: Minn. Duluth vs. Cornell, March 21, 2010 (trailed 1-0, won 3-2 [3 ot]).

ASSISTS

10—Minnesota vs. Dartmouth, NSF, March 25, 2005 (7 goals)
 9—Minn. Duluth vs. Harvard, NSF, March 23, 2001 (6 goals)
 9—Wisconsin vs. Mercyhurst, CH, March 22, 2009 (5 goals)
 8—Minn. Duluth vs. Dartmouth, NSF, March 21, 2003 (5 goals)
 8—Minnesota vs. Harvard, CH, March 28, 2004 (6 goals)
 8—Harvard vs. St. Lawrence, NSF, March 25, 2005 (4 goals)
 8—Minn. Duluth vs. Boston College, NSF, March 16, 2007 (2 ot) (4 goals)

ASSISTS, BOTH TEAMS

13—Minn. Duluth (9) vs. Harvard (4), NSF, March 23, 2001 (9 goals)
 12—Minn. Duluth (8) vs. Boston College (4), NSF, March 16, 2007 (2 ot) (7 goals)
 11—Minnesota (8) vs. Harvard (3), CH, March 28, 2004 (8 goals)
 11—Minnesota (6) vs. Harvard (5), CH, March 27, 2005 (7 goals)
 11—Minnesota (10) vs. Dartmouth (1), NSF, March 25, 2005 (9 goals)
 11—New Hampshire (6) vs. Minnesota (5), NSF, March 24, 2006 (9 goals)
 11—Mercyhurst (7) vs. Minnesota (4), NSF, March 20, 2009 (9 goals)

FEWEST ASSISTS

(Excluding Shutouts)

0—Wisconsin vs. St. Lawrence, NSF, March 24, 2006 (1 goal)
 1—Dartmouth vs. St. Lawrence, NSF, March 23, 2001 (1 goal)
 1—Minnesota vs. Brown, NSF, March 22, 2002 (1 goal)
 1—Niagara vs. Minn. Duluth, NSF, March 22, 2002 (2 goals)
 1—Dartmouth vs. Minn. Duluth, NSF, March 21, 2003 (2 goals)
 1—Dartmouth vs. St. Lawrence, N3d, March 28, 2004 (1 goal)
 1—Dartmouth vs. Minnesota, NSF, March 25, 2005 (2 goals)
 1—Dartmouth vs. St. Lawrence, N3d, March 27, 2005 (1 goal)
 1—Minn. Duluth vs. Wisconsin, NSF, March 20, 2009 (1 goal)

FEWEST ASSISTS, BOTH TEAMS

0—Wisconsin vs. St. Lawrence, NSF, March 24, 2006 (1 goal)
 3—St. Lawrence (2) vs. Dartmouth (1), N3d, March 28, 2004 (3 goals)
 4—Harvard (2) vs. St. Lawrence (2), NSF, March 26, 2004 (3 goals)
 5—St. Lawrence (4) vs. Dartmouth (1), NSF, March 23, 2001 (4 goals)
 5—Minn. Duluth (2) vs. Brown (3), CH, March 24, 2002 (5 goals)
 5—Brown (4) vs. Minnesota (1), NSF, March 22, 2002 (3 goals)
 5—Wisconsin (5) vs. Minnesota (0), March 26, 2006 (3 goals)

POINTS

17—Minnesota vs. Dartmouth, NSF, March 25, 2005

15—Minn. Duluth vs. Harvard, NSF, March 23, 2001
 14—Minnesota vs. Harvard, CH, March 28, 2004
 14—Wisconsin vs. Mercyhurst, CH, March 22, 2009
 13—Harvard vs. Minnesota, NSF, March 21, 2003

13—Minn. Duluth vs. Dartmouth, NSF, March 21, 2003

POINTS, BOTH TEAMS

22—Minn. Duluth (6 goals, 9 assists) vs. Harvard (3 goals, 4 assists), NSF, March 23, 2001
 20—Minnesota (7 goals, 10 assists) vs. Dartmouth (2 goals, 1 assist), NSF, March 25, 2005
 20—Minnesota (5 goals, 5 assists) vs. New Hampshire (4 goals, 6 assists), NSF, March 24, 2006
 20—Mercyhurst (5 goals, 7 assists) vs. Minnesota (4 goals, 4 assists), NSF, March 20, 2009
 19—Minnesota (6 goals, 8 assists) vs. Harvard (2 goals, 3 assists), CH, March 28, 2004
 19—Minn. Duluth (4 goals, 8 assists) vs. Boston College (3 goals, 4 assists), NSF, March 16, 2007 (2 ot)

FEWEST POINTS

(Excluding Shutouts)

1—Wisconsin vs. St. Lawrence, NSF, March 24, 2006 (1 goal, 0 assists)
 2—Dartmouth vs. St. Lawrence, NSF, March 23, 2001 (1 goal, 1 assist)
 2—Minnesota vs. Brown, NSF, March 22, 2002 (1 goal, 1 assist)
 2—Dartmouth vs. St. Lawrence, N3d, March 28, 2004 (1 goal, 1 assist)
 2—Dartmouth vs. St. Lawrence, N3d, March 27, 2005 (1 goal, 1 assist)
 2—Minn. Duluth vs. Wisconsin, NSF, March 20, 2009 (1 goal, 1 assist)

FEWEST POINTS, BOTH TEAMS

1—Wisconsin (1 goal, 0 assists) vs. St. Lawrence (0 goals, 0 assists), NSF, March 24, 2006
 6—Dartmouth (1 goal, 1 assist) vs. St. Lawrence (2 goals, 2 assists), N3d, March 28, 2004
 7—Harvard (2 goals, 2 assists) vs. St. Lawrence (1 goal, 2 assists), NSF, March 26, 2004
 8—Brown (2 goals, 4 assists) vs. Minnesota (1 goal, 1 assist), NSF, March 22, 2002
 9—St. Lawrence (3 goals, 4 assists) vs. Dartmouth (1 goal, 1 assist), NSF, March 23, 2001

SHOTS ON GOAL

64—Minn. Duluth vs. Cornell, CH, March 21, 2010 (3 ot) (3 goals)
 51—Minn. Duluth vs. Dartmouth, NSF, March 21, 2003 (5 goals)
 51—Minn. Duluth vs. Boston College, NSF, March 16, 2007 (2OT) (4 goals)
 51—Cornell vs. Minn. Duluth, CH, March 21, 2010 (3 ot) (2 goals)
 44—Harvard vs. Minn. Duluth, CH, March 23, 2003 (4 goals)
 43—Minn. Duluth vs. Niagara, NSF, March 22, 2002 (3 goals)
 43—New Hampshire vs. Minn. Duluth, NSF, March 20, 2008 (2 goals)

SHOTS ON GOAL, BOTH TEAMS

115—Minn. Duluth (64) vs. Cornell (51), CH, March 21, 2010 (3 ot) (5 goals)
 85—Harvard (44) vs. Minn. Duluth (41), CH, March 23, 2003 (7 goals)
 83—Minn. Duluth (51) vs. Boston College (32), NSF, March 16, 2007 (7 goals)
 81—Dartmouth (30) vs. Minn. Duluth (51), NSF, March 21, 2003 (7 goals)
 73—Minnesota (40) vs. Harvard (33), CH, March 28, 2004 (8 goals)
 69—Wisconsin (32) vs. Mercyhurst (37), CH, March 22, 2009 (5 goals)
 67—Minn. Duluth (36) vs. Harvard (31), NSF, March 23, 2001 (9 goals)
 67—Minn. Duluth (36) vs. St. Lawrence (31), CH, March 25, 2001 (6 goals)

SHOTS ON GOAL, PERIOD

19—Harvard vs. St. Lawrence, NSF, March 25, 2005 (third)
 18—Minn. Duluth vs. Niagara, NSF, March 22, 2002 (second)
 18—Minn. Duluth vs. Dartmouth, NSF, March 21, 2003 (first)
 18—Minn. Duluth vs. Dartmouth, NSF, March 21, 2003 (second)
 18—Mercyhurst vs. Wisconsin, CH, March 22, 2009 (third)

17—St. Lawrence vs. Minn. Duluth, CH, March 25, 2001 (third)

17—Minnesota vs. Brown, NSF, March 22, 2002 (third)

SHOTS ON GOAL, PERIOD, BOTH TEAMS

31—Minn. Duluth (18) vs. Dartmouth (13), NSF, March 21, 2003 (second)
 29—Minn. Duluth (18) vs. Niagara (11), NSF, March 22, 2002 (second)
 29—Minn. Duluth (18) vs. Dartmouth (11), NSF, March 23, 2003 (first)
 28—Minnesota (16) vs. Dartmouth (12), N3d, March 23, 2003 (third)
 28—Minnesota (16) vs. Harvard (12), CH, March 28, 2004 (second)

FEWEST SHOTS ON GOAL

10—Dartmouth vs. Minnesota, NSF, March 25, 2005
 15—Minn. Duluth vs. New Hampshire, NSF, March 20, 2008
 17—St. Lawrence vs. Dartmouth, NSF, March 23, 2001
 17—St. Lawrence vs. Harvard, NSF, March 25, 2005
 18—Minnesota vs. Harvard, NSF, March 21, 2003
 18—Minn. Duluth vs. Wisconsin, CH, March 18, 2007
 19—Wisconsin vs. Minnesota, CH, March 26, 2006

FEWEST SHOTS ON GOAL, BOTH TEAMS

34—Minnesota (24) vs. Dartmouth (10), NSF, March 25, 2005 (9 goals)
 42—Wisconsin (24) vs. Minn. Duluth (18), CH, March 18, 2007 (5 goals)
 46—Dartmouth (23) vs. St. Lawrence (23), N3d, March 28, 2004 (3 goals)
 46—Wisconsin (24) vs. St. Lawrence (22), NSF, March 16, 2007 (4 goals)
 48—Minnesota (25) vs. New Hampshire (23), NSF, March 26, 2006 (9 goals)

FEWEST SHOTS ON GOAL,

REGULATION PERIOD

0—Dartmouth vs. Minnesota, NSF, March 25, 2005 (third)
 0—Minn. Duluth vs. New Hampshire, NSF, March 20, 2008 (second)
 1—St. Lawrence vs. Dartmouth, NSF, March 23, 2001 (third)
 2—St. Lawrence vs. Minn. Duluth, CH, March 25, 2001 (second)
 2—Dartmouth vs. Minnesota, NSF, March 26, 2004 (third)
 3—Niagara vs. Minn. Duluth, NSF, March 22, 2002 (first)
 3—Dartmouth vs. Minnesota, NSF, March 25, 2005 (second)
 3—Minnesota vs. Dartmouth, NSF, March 25, 2005 (second)

FEWEST SHOTS ON GOAL,

REGULATION PERIOD, BOTH TEAMS

6—Dartmouth (3) vs. Minnesota (3), NSF, March 25, 2005 (second)
 8—Wisconsin (4) vs. Minn. Duluth (4), CH, March 18, 2007 (third)
 9—Dartmouth (0) vs. Minnesota (9), NSF, March 25, 2005 (second)
 9—Harvard (5) vs. Minnesota (4), CH, March 27, 2005 (third)
 10—Harvard (5) vs. Minn. Duluth (5), CH, March 23, 2003 (first)
 11—Minnesota (5) vs. Harvard (6), NSF, March 21, 2003 (third)
 11—Wisconsin (6) vs. St. Lawrence (5), NSF, March 24, 2006 (third)
 11—New Hampshire (6) vs. Minnesota (5), NSF, March 24, 2006 (first)

PENALTIES

12—Harvard vs. St. Lawrence, NSF, March 25, 2005
 11—Minn. Duluth vs. Wisconsin, CH, March 22, 2008
 10—St. Lawrence vs. Harvard, NSF, March 25, 2005
 9—Minn. Duluth vs. New Hampshire, NSF, March 20, 2008
 9—Minn. Duluth vs. Wisconsin, NSF, March 20, 2009
 9—Wisconsin vs. Mercyhurst, CH, March 22, 2009
 9—Cornell vs. Minn. Duluth, CH, March 21, 2010 (3 ot)
 8—Harvard vs. Minn. Duluth, CH, March 23, 2003
 8—Minn. Duluth vs. Harvard, CH, March 23, 2003
 8—Dartmouth vs. St. Lawrence, N3d, March 28, 2004
 8—New Hampshire vs. Minn. Duluth, NSF, March 20, 2008
 8—Mercyhurst vs. Minnesota, NSF, March 20, 2009
 8—Minnesota vs. Mercyhurst, NSF, March 20, 2009

PENALTIES, BOTH TEAMS

- 22—St. Lawrence (10) vs. Harvard (12), NSF, March 25, 2005
 18—Minn. Duluth (11) vs. Wisconsin (7), CH, March 22, 2008
 17—Minn. Duluth (9) vs. New Hampshire (8), NSF, March 20, 2008
 16—Harvard (8) vs. Minn. Duluth (8), CH, March 23, 2003
 16—Mercyhurst (8) vs. Minnesota (8), NSF, March 20, 2009
 15—Wisconsin (9) vs. Mercyhurst (6), CH, March 22, 2009
 15—Cornell (9) vs. Minn. Duluth (6), CH, March 21, 2010 (3 ot)

FEWEST PENALTIES

- 1—Minn. Duluth vs. Harvard, NSF, March 23, 2001
 1—Minnesota vs. Niagara, N3d, March 24, 2002
 1—St. Lawrence vs. Wisconsin, NSF, March 16, 2007
 2—Harvard vs. Minn. Duluth, NSF, March 23, 2001
 2—Dartmouth vs. Minnesota, NSF, March 26, 2004
 2—Minnesota vs. Dartmouth, NSF, March 26, 2004
 2—St. Lawrence vs. Wisconsin, NSF, March 24, 2006
 2—Minn. Duluth vs. Boston College, NSF, March 16, 2007 (2 ot)
 2—Harvard vs. Wisconsin, NSF, March 20, 2008

FEWEST PENALTIES, BOTH TEAMS

- 3—Harvard (2) vs. Minn. Duluth (1), NSF, March 23, 2001
 4—Niagara (3) vs. Minnesota (1), N3d, March 24, 2002
 4—Dartmouth (2) vs. Minnesota (2), NSF, March 26, 2004
 6—Minn. Duluth (3) vs. Niagara (3), NSF, March 22, 2002
 6—Wisconsin (4) vs. St. Lawrence (2), NSF, March 24, 2006
 6—Wisconsin (5) vs. St. Lawrence (1), NSF, March 16, 2007
 6—Wisconsin (4) vs. Harvard (2), NSF, March 20, 2008

LONGEST GAME

- 119:26—Minn. Duluth (3) vs. Cornell (2), CH, March 21, 2010 (3 ot)
 94:19—Minn. Duluth (4) vs. Boston College (3), NSF, March 16, 2007 (2 ot)
 84:19—Minn. Duluth (4) vs. Harvard (3), CH, March 23, 2003 (2 ot)
 73:14—Cornell (3) vs. Mercyhurst (2), NSF, March 19, 2010 (ot)

Team, Year**GOALS**

- 11—Minnesota, 2004

- 11—Minnesota, 2005
 10—Minn. Duluth, 2001
 10—Wisconsin, 2009
 9—Minn. Duluth, 2003
 9—Harvard, 2003

FEWEST GOALS**(Min. two games)**

- 2—Dartmouth, 2004
 3—Dartmouth, 2001
 3—Minnesota, 2002
 3—Minnesota, 2003
 3—St. Lawrence, 2004
 3—Dartmouth, 2005

FEWEST GOALS ALLOWED**(Min. two games)**

- 0—Wisconsin, 2006
 1—Wisconsin, 2007
 1—Wisconsin, 2009
 2—Minn. Duluth, 2008
 3—Minnesota, 2004
 3—St. Lawrence, 2004
 4—Brown, 2002
 4—Minn. Duluth, 2002
 4—Minnesota, 2002
 4—Minn. Duluth, 2010

ASSISTS

- 16—Minnesota, 2005
 16—Wisconsin, 2009
 13—Minnesota, 2004
 13—Minn. Duluth, 2001
 13—Harvard, 2005
 12—Minn. Duluth, 2003
 12—Wisconsin, 2007

POINTS

- 27—Minnesota, 2005
 26—Wisconsin, 2009
 24—Minnesota, 2004
 23—Minn. Duluth, 2001
 21—Minn. Duluth, 2003
 20—Harvard, 2003
 20—Harvard, 2005
 20—Wisconsin, 2007

SHOTS ON GOAL

- 92—Minn. Duluth, 2003
 88—Minn. Duluth, 2010
 81—Cornell, 2010
 76—Harvard, 2003
 75—Minnesota, 2004

- 74—Minn. Duluth, 2002
 72—Minn. Duluth, 2001
 72—Minnesota, 2002

FEWEST SHOTS ON GOAL**(Min. two games)**

- 36—Dartmouth, 2005
 39—Minn. Duluth, 2008
 40—St. Lawrence, 2005
 44—St. Lawrence, 2004
 44—Wisconsin, 2006
 45—Dartmouth, 2004

PENALTIES

- 20—Minn. Duluth, 2008
 15—Minn. Duluth, 2003
 15—St. Lawrence, 2005
 15—Harvard, 2005
 14—Mercyhurst, 2009
 14—Wisconsin, 2009
 14—Cornell, 2010
 13—Harvard, 2003
 12—Dartmouth, 2003
 12—St. Lawrence, 2004
 12—Dartmouth, 2005

FEWEST PENALTIES**(Min. two games)**

- 4—Minnesota, 2002
 5—Minn. Duluth, 2001
 6—Niagara, 2002
 6—Minnesota, 2003
 6—Minn. Duluth, 2007
 7—Harvard, 2001
 7—Dartmouth, 2001
 7—St. Lawrence, 2001
 7—Minn. Duluth, 2002

Women's Frozen Four Most Outstanding Players

Year	Player, Team	Pos.	Cl.	Frozen Four Statistics				Saves
				Games	Goals	Assists	GAA	
2001	Maria Rooth, Minn. Duluth	F	So.	2	4	2	—	—
2002	Kristy Zamora, Brown	F	Sr.	2	3	0	—	—
2003	Caroline Ouellette, Minn. Duluth	F	So.	2	2	2	—	—
2004	Krissy Wendell, Minnesota	F	So.	2	4	4	—	—
2005	Natalie Darwitz, Minnesota	F	Jr.	2	3	6	—	—
2006	Jessie Vetter, Wisconsin	G	So.	2	—	—	0.00	58
2007	Sara Bauer, Wisconsin	F	Sr.	2	1	5	—	—
2008	Kim Martin, Minn. Duluth	G	So.	2	—	—	1.00	52
2009	Jessie Vetter, Wisconsin	G	Sr.	2	—	—	0.50	65
2010	Emmanuelle Blais, Minn. Duluth	F	Sr.	2	3	1	—	—

All-Tournament Teams

2001

G—Tuula Puputti, Minn. Duluth
D—Isabelle Chartrand, St. Lawrence
D—Brittany Ralph, Minn. Duluth
F—Amanda Sargeant, St. Lawrence
F—Maria Rooth, Minn. Duluth*
F—Tammy Shewchuk, Harvard

2002

G—Tania Pinelli, Niagara
D—Larissa Luther, Minn. Duluth
D—Meredith Ostrander, Brown
F—Kelly Stephens, Minnesota
F—Joanne Eustace, Minn. Duluth
F—Kristy Zamora, Brown*

2003

G—Amy Ferguson, Dartmouth
D—Angela Ruggiero, Harvard
F—Jenny Potter, Minn. Duluth
F—Hanne Sikio, Minn. Duluth
F—Julie Chu, Harvard
F—Caroline Ouellette, Minn. Duluth*

2004

G—Jody Horak, Minnesota
D—Allie Sanchez, Minnesota
D—Angela Ruggiero, Harvard
F—Kelly Stephens, Minnesota
F—Natalie Darwitz, Minnesota
F—Krissy Wendell, Minnesota*

2005

G—Ali Boe, Harvard
D—Caitlin Cahow, Harvard
D—Lyndsay Wall, Minnesota
F—Sarah Vaillancourt, Harvard
F—Natalie Darwitz, Minnesota*
F—Krissy Wendell, Minnesota

2006

G—Jessie Vetter, Wisconsin*
D—Bobbi-Jo Slusar, Wisconsin
D—Ashley Albrecht, Minnesota
F—Jinelle Zaugg, Wisconsin
F—Bobbi Ross, Minnesota
F—Jennifer Hitchcock, New Hampshire

2007

G—Jessie Vetter, Wisconsin
D—Bobbi-Jo Slusar, Wisconsin
D—Meghan Mikleson, Wisconsin
F—Jinelle Zaugg, Wisconsin
F—Jessica Koizumi, Minn. Duluth
F—Sara Bauer, Wisconsin*

2008

G—Kim Martin, Minn. Duluth*
D—Myriam Trepanier, Minn. Duluth
D—Heidi Peltari, Minn. Duluth
F—Laura Fridfinnson, Minn. Duluth
F—Sara O'Toole, Minn. Duluth
F—Erika Lawler, Wisconsin

2009

G—Jessie Vetter, Wisconsin*
D—Alycia Matthews, Wisconsin
D—Malee Windmeier, Wisconsin
F—Meghan Agosta, Mercyhurst
F—Hilary Knight, Wisconsin
F—Erika Lawler, Wisconsin

2010

G—Amanda Mazzotta, Cornell
D—Laura Fortino, Cornell
D—Lauriane Rougeau, Cornell
F—Emmanuelle Blais, Minn. Duluth*
F—Laura Fridfinnson, Minn. Duluth
F—Jessica Wong, Minn. Duluth

*Most Outstanding Player

Championship Game Records

The following records are from the NCAA championship game.

Individual

GOALS

3—Natalie Darwitz, Minnesota vs. Harvard, March 28, 2004
2—Kristy Zamora, Brown vs. Minn. Duluth, March 24, 2002
2—Hanne Sikio, Minn. Duluth vs. Harvard, March 23, 2003 (2 ot)
2—Jinelle Zaugg, Wisconsin vs. Minnesota, March 26, 2006

FASTEST GAME-OPENING GOAL

5:17—Caroline Ouellette, Minn. Duluth vs. Harvard, March 23, 2003 (2 ot)
9:00—Jinelle Zaugg, Wisconsin vs. Minn. Duluth, March 18, 2007
9:56—Jinelle Zaugg, Wisconsin vs. Minnesota, March 26, 2006
11:22—Amanda Sargeant, St. Lawrence vs. Minn. Duluth, March 25, 2001
11:26—Kristy Zamora, Brown vs. Minn. Duluth, March 24, 2002

FASTEST CONSECUTIVE GOALS

12:50—Natalie Darwitz, Minnesota vs. Harvard, March 28, 2004
15:18—Natalie Darwitz, Minnesota vs. Harvard, March 28, 2004
19:52—Jinelle Zaugg, Wisconsin vs. Minnesota, March 26, 2006
22:33—Kristy Zamora, Brown vs. Minn. Duluth, March 24, 2002
22:46—Melanie Jue, Cornell vs. Minn. Duluth, March 21, 2010 (3 ot)

FASTEST HAT TRICK

28:08—Natalie Darwitz, Minnesota vs. Harvard, March 28, 2004

ASSISTS

3—Krissy Wendell, Minnesota vs. Harvard, March 28, 2004
3—Natalie Darwitz, Minnesota vs. Harvard, March 27, 2005
3—Erika Lawler, Wisconsin vs. Mercyhurst, March 22, 2009
2—10 times, most recent: Angie Keseley, Wisconsin vs. Mercyhurst, March 22, 2009

POINTS

4—Krissy Wendell, Minnesota vs. Harvard, March 28, 2004
4—Natalie Darwitz, Minnesota vs. Harvard, March 28, 2004
4—Natalie Darwitz, Minnesota vs. Harvard, March 27, 2005
3—Kelly Stephens, Minnesota vs. Harvard, March 28, 2004
3—Sara Bauer, Wisconsin vs. Minn. Duluth, March 18, 2007
3—Erika Lawler, Wisconsin vs. Mercyhurst, March 22, 2009
3—Angie Keseley, Wisconsin vs. Mercyhurst, March 22, 2009

PENALTIES

5—Angela Ruggiero, Harvard vs. Minn. Duluth, March 23, 2003 (2 ot)
4—Nora Tallus, Minn. Duluth vs. Harvard, March 23, 2003 (2 ot)
4—Angela Ruggiero, Harvard vs. Minn. Duluth, March 23, 2003 (2 ot)
3—Lindsay Weaver, Harvard vs. Minnesota, March 28, 2004
2—12 times, most recent: Lauriane Rougeau and Laura Danforth, Cornell vs. Minn. Duluth, March 21, 2010 (3 ot)

SAVES

61—Amanda Mazzotta, Cornell vs. Minn. Duluth, March 21, 2010 (3 ot)

49—Jennifer Harss, Minn. Duluth vs. Cornell, March 21, 2010 (3 ot)
41—Patricia Sautter, Minn. Duluth vs. Harvard, March 23, 2003 (2 ot)
37—Jessica Ruddock, Harvard vs. Minn. Duluth, March 23, 2003 (2 ot)
37—Jessie Vetter, Wisconsin vs. Mercyhurst, March 22, 2009

SAVES, PERIOD

18—Jessie Vetter, Wisconsin vs. Mercyhurst, March 22, 2009 (third).
16—Tuula Puputti, Minn. Duluth vs. St. Lawrence, March 25, 2001 (third)
16—Patricia Sautter, Minn. Duluth vs. Brown, March 24, 2002 (third).

SHUTOUTS

Jessie Vetter, Wisconsin vs. Minnesota, March 26, 2006
Kim Martin, Minn. Duluth vs. Wisconsin, March 22, 2008
Jessie Vetter, Wisconsin vs. Mercyhurst, March 22, 2009

Team

GOALS

6—Minnesota vs. Harvard (2), March 28, 2004
5—Wisconsin vs. Mercyhurst (0), March 22, 2009
4—Minn. Duluth vs. St. Lawrence (2), March 25, 2001
4—Minn. Duluth vs. Harvard (3), March 23, 2003 (2 ot)
4—Minnesota vs. Harvard (3), March 27, 2005
4—Wisconsin vs. Minn. Duluth (1), March 18, 2007
4—Minn. Duluth (4) vs. Wisconsin (0), March 22, 2008

GOALS, BOTH TEAMS

8—Minnesota (6) vs. Harvard (2), March 28, 2004
7—Minn. Duluth (4) vs. Harvard (3), March 23, 2003 (2 ot)
7—Minnesota (4) vs. Harvard (3), March 27, 2005
6—Minn. Duluth (4) vs. St. Lawrence (2), March 25, 2001

GOALS, PERIOD

4—Minnesota vs. Harvard, March 28, 2004 (third)
3—Harvard vs. Minn. Duluth, March 23, 2003 (2 ot) (second)
3—Wisconsin vs. Minn. Duluth, March 18, 2007 (second)
3—Wisconsin vs. Mercyhurst, March 22, 2009 (second)
2—Eight times, most recent: Wisconsin vs. Mercyhurst, March 22, 2009 (third)

GOALS, PERIOD, BOTH TEAMS

4—Harvard (3) vs. Minn. Duluth (1), March 23, 2003 (2 ot) (second)
4—Minnesota (4) vs. Harvard (0), March 28, 2004 (third)
4—Harvard (2) vs. Minnesota (2), March 27, 2005 (second)
4—Wisconsin (3) vs. Minn. Duluth (1), March 18, 2007 (second)
3—Minnesota (2) vs. Harvard (1), March 28, 2004 (second)
3—Wisconsin (3) vs. Mercyhurst (0), March 22, 2009 (second)

GOALS, LOSING TEAM

3—Harvard vs. Minn. Duluth (4), March 23, 2003
3—Harvard vs. Minnesota (4), March 27, 2005

FEWEST GOALS

0—Minnesota vs. Wisconsin (3), March 26, 2006
0—Wisconsin vs. Minn. Duluth (4), March 22, 2008
0—Mercyhurst vs. Wisconsin (5), March 22, 2009
1—Minn. Duluth vs. Wisconsin (4), March 18, 2007
2—St. Lawrence vs. Minn. Duluth (4), March 25, 2001
2—Brown vs. Minn. Duluth (3), March 24, 2002
2—Harvard vs. Minnesota (6), March 28, 2004
2—Cornell vs. Minn. Duluth (3), March 21, 2010 (3 ot)

FEWEST GOALS, BOTH TEAMS

3—Wisconsin (3) vs. Minnesota (0), March 26, 2006
4—Minn. Duluth (4) vs. Wisconsin (0), March 22, 2008
5—Minn. Duluth (3) vs. Brown (2), March 24, 2002
5—Wisconsin (4) vs. Minn. Duluth (1), March 18, 2007
5—Wisconsin (5) vs. Mercyhurst (0), March 22, 2009

5—Minn. Duluth (3) vs. Cornell (2), March 21, 2010 (3 ot)
6—Minn. Duluth (4) vs. St. Lawrence (2), March 25, 2001

FASTEST CONSECUTIVE GOALS

:23—Harvard (Jennifer Botterill and Lauren McAuliffe) vs. Minn. Duluth, March 23, 2003 (2 ot)
:30—Wisconsin (Jinelle Zaugg and Grace Hutchins) vs. Minnesota, March 26, 2006

- :32—Minnesota (Natalie Darwitz and Kelly Stephens) vs. Harvard, March 28, 2004
 1:50—Wisconsin (Meghan Duggan and Angie Keseley) vs. Mercyhurst, March 22, 2009
 2:12—Wisconsin (Malee Windmeier and Hilary Knight) vs. Mercyhurst, March 22, 2009

FASTEST CONSECUTIVE GOALS, OPPOSING TEAMS

- :10—Wisconsin (Emmanuelle Blais), then Minn. Duluth (Jasmine Giles), March 18, 2007
 1:45—Brown (Kristy Zamora), then Minn. Duluth (Kristina Petrovskaia), March 24, 2002
 1:48—Minn. Duluth (Jaime Rasmussen), then Cornell (Melanie Jue), March 21, 2010 (3 ot)
 2:35—Minnesota (Lyndsay Wall), then Harvard (Sarah Vaillancourt), March 27, 2005
 2:48—Harvard (Nicole Corriero), then Minn. Duluth (Hanne Sikio), March 23, 2003 (2 ot)

WINNING MARGIN

- 5—Wisconsin (5) vs. Mercyhurst (0), March 22, 2009
 4—Minnesota (6) vs. Harvard (2), March 28, 2004
 4—Minn. Duluth (4) vs. Wisconsin (0), March 22, 2008
 3—Wisconsin (3) vs. Minnesota (0), March 26, 2006
 3—Wisconsin (4) vs. Minn. Duluth (1), March 18, 2007
 2—Minn. Duluth (4) vs. St. Lawrence (2), March 25, 2001

LARGEST MARGIN OVERCOME TO WIN

- 1—Five times, most recently: Minn. Duluth vs. Cornell, March 21, 2010, (trailed 1-0, then won 3-2 in [3 ot])

ASSISTS

- 9—Wisconsin vs. Mercyhurst, March 22, 2009 (5 goals)
 8—Minnesota vs. Harvard, March 28, 2004 (6 goals)
 6—Minnesota vs. Harvard, March 27, 2005 (4 goals)
 6—Minn. Duluth vs. Wisconsin, March 22, 2008 (4 goals)
 6—Minn. Duluth vs. Cornell, March 21, 2010 (3 ot) (3 goals)
 5—Harvard vs. Minnesota, March 27, 2005 (3 goals)
 5—Wisconsin vs. Minnesota, March 26, 2006 (3 goals)
 5—Wisconsin vs. Minn. Duluth, March 18, 2007 (4 goals)

ASSISTS, BOTH TEAMS

- 11—Minnesota (8) vs. Harvard (3), March 28, 2004 (8 goals)
 11—Minnesota (6) vs. Harvard (5), March 27, 2005 (7 goals)
 10—Minn. Duluth (6) vs. Cornell (4), March 21, 2010 (3 ot) (5 goals)
 9—Wisconsin (9) vs. Mercyhurst (0), March 22, 2009 (5 goals)
 8—Harvard (4) vs. Minn. Duluth (4), March 23, 2003 (2 ot) (7 goals)

FEWEST ASSISTS

(Excluding Shutouts)

- 2—Minn. Duluth vs. Brown, March 24, 2002 (3 goals)
 2—Minn. Duluth vs. Wisconsin, March 18, 2007 (1 goal)
 3—Brown vs. Minn. Duluth, March 24, 2002 (2 goals)
 3—Harvard vs. Minnesota, March 28, 2004 (2 goals)
 3—St. Lawrence vs. Minn. Duluth, March 25, 2001 (2 goals)

FEWEST ASSISTS, BOTH TEAMS

- 5—Brown (3) vs. Minn. Duluth (2), March 24, 2002 (5 goals)
 6—Minn. Duluth (6) vs. Wisconsin (0), March 22, 2008
 5—Wisconsin (5) vs. Minnesota (0), March 26, 2006 (3 goals)
 7—Minn. Duluth (4) vs. St. Lawrence (3), March 25, 2001 (6 goals)
 7—Wisconsin (5) vs. Minn. Duluth (2), March 18, 2007 (5 goals)

POINTS

- 14—Minnesota vs. Harvard, March 28, 2004
 14—Wisconsin vs. Mercyhurst, March 22, 2009

POINTS, BOTH TEAMS

- 19—Minnesota (6 goals, 8 assists) vs. Harvard (2 goals, 3 assists), March 28, 2004

SHOTS ON GOAL

- 64—Minn. Duluth vs. Cornell, March 21, 2010 (3 ot) (3 goals)
 51—Cornell vs. Minn. Duluth, March 21, 2010 (3 ot) (2 goals)
 44—Harvard vs. Minn. Duluth, March 23, 2003 (2 ot) (3 goals)
 41—Minn. Duluth vs. Harvard, March 23, 2003 (2 ot) (4 goals)

- 40—Minnesota vs. Harvard, March 28, 2004 (6 goals)

SHOTS ON GOAL, BOTH TEAMS

- 115—Minn. Duluth (64) vs. Cornell (51), March 21, 2010 (3 ot) (5 goals)
 85—Harvard (44) vs. Minn. Duluth (41), March 23, 2003 (2 ot) (7 goals)
 73—Minnesota (40) vs. Harvard (33), March 28, 2004 (8 goals)
 69—Wisconsin (32) vs. Mercyhurst (37), March 22, 2009 (5 goals)
 67—Minn. Duluth (36) vs. St. Lawrence (31), March 25, 2001 (6 goals)

SHOTS ON GOAL, PERIOD

- 18—Mercyhurst vs. Wisconsin, March 22, 2009 (third)
 17—St. Lawrence vs. Minn. Duluth, March 25, 2001 (third)
 16—Brown vs. Minn. Duluth, March 24, 2002 (third)
 16—Minnesota vs. Harvard, March 28, 2004 (second)
 15—Minn. Duluth vs. St. Lawrence, March 25, 2001 (first)

SHOTS ON GOAL, PERIOD, BOTH TEAMS

- 28—Minnesota (16) vs. Harvard (12), March 28, 2004 (second)
 27—Minn. Duluth (15) vs. St. Lawrence (12), March 25, 2001 (first)
 27—Wisconsin (9) vs. Mercyhurst (18), March 22, 2009 (third)
 26—Minnesota (14) vs. Harvard (12), March 27, 2005 (second)
 26—Wisconsin (16) vs. Mercyhurst (10), March 22, 2009 (second)

FEWEST SHOTS ON GOAL

- 18—Minn. Duluth vs. Wisconsin, March 18, 2007
 19—Wisconsin vs. Minnesota, March 26, 2006
 24—Minnesota vs. Harvard, March 27, 2005
 24—Minn. Duluth vs. Wisconsin, March 22, 2008
 26—Harvard vs. Minnesota, March 27, 2005
 28—Wisconsin vs. Minn. Duluth, March 22, 2008

FEWEST SHOTS ON GOAL, BOTH TEAMS

- 42—Wisconsin (24) vs. Minn. Duluth (18), March 18, 2007
 50—Harvard (26) vs. Minnesota (24), March 27, 2005
 50—Minnesota (31) vs. Wisconsin (19), March 26, 2006
 52—Wisconsin (28) vs. Minn. Duluth (24), March 22, 2008
 66—Brown (35) vs. Minn. Duluth (31), March 24, 2002

FEWEST SHOTS ON GOAL, REGULATION PERIOD

- 2—St. Lawrence vs. Minn. Duluth, March 25, 2001 (second)
 4—Minnesota vs. Harvard, March 27, 2005 (third)
 4—Wisconsin vs. Minnesota, March 26, 2006 (third)
 4—Minn. Duluth vs. Wisconsin, March 18, 2007 (third)
 4—Wisconsin vs. Minn. Duluth, March 18, 2007 (third)

FEWEST SHOTS ON GOAL

REGULATION PERIOD, BOTH TEAMS

- 8—Wisconsin (4) vs. Minn. Duluth (4), March 18, 2007 (third)
 9—Harvard (5) vs. Minnesota (4), March 27, 2005 (third)
 10—Harvard (5) vs. Minn. Duluth (5), March 23, 2003 (2 ot) (first)
 12—Minnesota (7) vs. Wisconsin (5), March 26, 2006 (second)

PENALTIES

- 11—Minn. Duluth vs. Wisconsin, March 22, 2008
 9—Wisconsin vs. Mercyhurst, March 22, 2009
 9—Cornell vs. Minn. Duluth, March 21, 2010 (3 ot)
 8—Harvard vs. Minn. Duluth, March 23, 2003 (2 ot)
 8—Minn. Duluth vs. Harvard, March 23, 2003 (2 ot)
 7—Wisconsin vs. Minn. Duluth, March 22, 2008

PENALTIES, BOTH TEAMS

- 18—Minn. Duluth (11) vs. Wisconsin (7), March 22, 2008
 16—Harvard (8) vs. Minn. Duluth (8), March 23, 2003 (2 ot)
 15—Wisconsin (9) vs. Mercyhurst (6), March 22, 2009
 15—Cornell (9) vs. Minn. Duluth (6), March 21, 2010 (3 ot)
 11—Wisconsin (6) vs. Minnesota (5), March 26, 2006
 10—Minnesota (6) vs. Harvard (4), March 28, 2004

FEWEST PENALTIES

- 3—St. Lawrence vs. Minn. Duluth, March 25, 2001
 3—Harvard vs. Minnesota, March 27, 2005
 4—Minn. Duluth vs. St. Lawrence, March 25, 2001
 4—Minnesota vs. Brown, March 24, 2002
 4—Brown vs. Minnesota, March 24, 2002
 4—Harvard vs. Minnesota, March 28, 2004
 4—Minn. Duluth vs. Wisconsin, March 18, 2007

FEWEST PENALTIES, BOTH TEAMS

- 7—Minn. Duluth (4) vs. St. Lawrence (3), March 25, 2001
 8—Brown (4) vs. Minnesota (4), March 24, 2002
 8—Minnesota (5) vs. Harvard (3), March 27, 2005

LONGEST GAME

- 119:26—Minn. Duluth (3) vs. Cornell (2), March 21, 2010 (3 ot)

Regional Records

In 2005, the tournament was expanded to eight teams, and a regional format was added. The following records include game marks set during the regionals (2005-10).

Individual, Game

GOALS

- 4—Nicole Corriero, Harvard vs. Mercyhurst, March 19, 2005 (3 ot)
 3—Angie Keseley, Wisconsin vs. Dartmouth, March 14, 2009
 2—14 times, most recent: Emily West, Minnesota vs. Clarkson, March 13, 2010 (ot); Bailey Bram, Mercyhurst vs. Boston U., March 13, 2010.

FASTEST GAME-OPENING GOAL

- :22—Meghan Agosta, Mercyhurst vs. Minn. Duluth, March 15, 2008
 :46—Gigi Marvin, Minnesota vs. Boston College, March 14, 2009
 1:11—Meghan Fardelmann, Boston College vs. Dartmouth, March 10, 2007
 2:34—Catherine White, Cornell vs. Harvard, March 12, 2010
 2:42—Jocelyne Larocque, Minn. Duluth vs. New Hampshire, March 13, 2010
 3:39—Angie Keseley, Wisconsin vs. Dartmouth, March 14, 2009

FASTEST GOAL, START OF PERIOD

- :10—Whitney Graft, Minnesota vs. Princeton, March 17, 2006 (third)
 :14—Hilary Knight, Wisconsin vs. Minnesota, March 15, 2008 (third)
 :23—Nicole Corriero, Harvard vs. Mercyhurst, March 19, 2005 (3 ot) (second)
 :38—Nicole Corriero, Harvard vs. Mercyhurst, March 19, 2005 (3 ot) (third)
 2:00—Bobbi Ross, Minnesota vs. Providence, March 18, 2005 (third)

FASTEST CONSECUTIVE GOALS

- 2:29—Gigi Marvin, Minnesota vs. Boston College, March 14, 2009
 2:37—Hilary Knight, Wisconsin vs. Dartmouth, March 14, 2009
 4:44—Nicole Corriero, Harvard vs. Mercyhurst, March 19, 2005 (3 ot)
 6:32—Emmanuelle Blais, Minn. Duluth vs. Mercyhurst, March 15, 2008
 7:23—Nicole Corriero, Harvard vs. Mercyhurst, March 19, 2005 (3 ot)

FASTEST HAT TRICK

- 12:07—Nicole Corriero, Harvard vs. Mercyhurst, March 19, 2005 (3 ot)

ASSISTS

- 4—Haley Irwin, Minn. Duluth vs. Mercyhurst, March 15, 2008
 4—Hilary Knight, Wisconsin vs. Dartmouth, March 14, 2009
 3—Krissy Wendell, Minnesota vs. Providence, March 18, 2005
 3—Natalie Darwitz, Minnesota vs. Providence, March 18, 2005
 3—Julie Chu, Harvard vs. Mercyhurst, March 19, 2005 (3 ot)
 3—Sarah Vaillancourt, Harvard vs. Mercyhurst, March 19, 2005 (3 ot)
 3—Cheryl Muranko, Dartmouth vs. Wisconsin, March 19, 2005

- 3—Chelsea Grills, St. Lawrence vs. New Hampshire, March 10, 2007
 3—Kelli Stack, Boston College vs. Dartmouth, March 10, 2007
 3—Jesse Scanzano, Mercyhurst vs. Boston U., March 13, 2010

POINTS

- 6—Hilary Knight, Wisconsin vs. Dartmouth, March 14, 2009
 5—Nicole Corriero, Harvard vs. Mercyhurst, March 19, 2005 (3 ot)
 5—Angie Keseley, Wisconsin vs. Dartmouth, March 14, 2009
 4—Kelly Stephens, Minnesota vs. Providence, March 18, 2005
 4—Julie Chu, Harvard vs. Mercyhurst, March 19, 2005 (3 ot)
 4—Chelsea Grills, St. Lawrence vs. New Hampshire, March 10, 2007
 4—Haley Irwin, Minn. Duluth vs. Mercyhurst, March 15, 2008
 4—Sarah Vaillancourt, Harvard vs. Dartmouth, March 15, 2008
 3—15 times, most recent: Chelsea Karpenko, Cornell vs. Harvard, March 12, 2010; Emily West, Minnesota vs. Clarkson, March 13, 2010 (ot); Jesse Scanzano, Mercyhurst vs. Boston U., March 13, 2010; Vicki Bendus, Mercyhurst vs. Boston U., March 13, 2010.

PENALTIES

- 6—Dina McCumber, Princeton vs. Minnesota, March 17, 2006
 4—Marykate Oakley, Princeton vs. Minnesota, March 17, 2006
 4—Sam Faber, New Hampshire vs. Minn. Duluth, March 14, 2009
 3—Teresa Marchese, Mercyhurst vs. Harvard, March 19, 2005 (3 ot)
 3—Krista Johnson, Minnesota vs. Princeton, March 17, 2006
 3—Allie Sanchez, Minnesota vs. Princeton, March 17, 2006
 3—Juliane Jubinville, Minn. Duluth vs. St. Lawrence, March 18, 2006
 3—Abbie Bullard, St. Lawrence vs. Minn. Duluth, March 18, 2006

SAVES

- 78—Desirae Clark, Mercyhurst vs. Harvard, March 19, 2005 (3 ot)
 67—Brittany Martin, Harvard vs. Wisconsin, March 10, 2007 (4 ot)
 56—Ali Boe, Harvard vs. Mercyhurst, March 19, 2005 (3 ot)
 45—Molly Schaus, Boston College vs. Dartmouth, March 10, 2007 (2 ot)
 44—Riitta Schaublin, Minn. Duluth vs. Mercyhurst, March 10, 2007 (ot)

SHUTOUTS

- Brittany Chartier, Minnesota vs. Princeton, March 17, 2006
 Jessica Moffat, St. Lawrence vs. Minn. Duluth, March 18, 2006
 Jessie Vetter, Wisconsin vs. Harvard, March 10, 2007 (4 ot)
 Jessie Vetter, Wisconsin vs. Dartmouth, March 14, 2009

Team, Game**GOALS**

- 7—Wisconsin vs. Dartmouth (0), March 14, 2009
 6—Minnesota vs. Princeton (1), March 18, 2005
 6—St. Lawrence vs. New Hampshire (2), March 10, 2007
 6—Cornell vs. Harvard (2), March 12, 2010
 5—Harvard vs. Mercyhurst (4), March 19, 2005 (3 ot)
 5—Minn. Duluth vs. Mercyhurst (4), March 15, 2008
 5—Harvard vs. Dartmouth (1), March 15, 2008

GOALS, BOTH TEAMS

- 9—Harvard (5) vs. Mercyhurst (4), March 19, 2005 (3 ot)
 9—Minn. Duluth (5) vs. Mercyhurst (4), March 15, 2008
 8—St. Lawrence (6) vs. New Hampshire (2), March 10, 2007
 8—Cornell (6) vs. Harvard (2), March 12, 2010
 7—Minnesota (6) vs. Providence (1), March 18, 2005
 7—Dartmouth (4) vs. Wisconsin (3), March 19, 2005
 7—Wisconsin (7) vs. Dartmouth (0), March 14, 2009
 7—Minnesota (4) vs. Boston College (3), March 14, 2009

- 6—Harvard (5) vs. Dartmouth (1), March 15, 2008

GOALS, PERIOD

- 4—Minnesota vs. Boston College, March 14, 2009 (first)
 4—Minn. Duluth vs. New Hampshire, March 14, 2009 (third)
 4—Cornell vs. Harvard, March 12, 2010 (second)
 3—Wisconsin vs. Dartmouth, March 19, 2005 (first)
 3—Mercyhurst vs. Harvard, March 19, 2005 (3 ot) (first)
 3—Minnesota vs. Princeton, March 17, 2006 (third)
 3—St. Lawrence vs. New Hampshire, March 10, 2007 (first)
 3—Minn. Duluth vs. Mercyhurst, March 15, 2008 (third)
 3—Wisconsin vs. Dartmouth, March 14, 2009 (second)

GOALS, PERIOD, BOTH TEAMS

- 5—Wisconsin (3) vs. Dartmouth (2), March 19, 2005 (first)
 5—Minn. Duluth (3) vs. Mercyhurst (2), March 15, 2008 (third)
 5—Minnesota (4) vs. Boston College (1), March 14, 2009 (first)
 5—Minn. Duluth (4) vs. New Hampshire (1), March 14, 2009 (third)
 5—Cornell (4) vs. Harvard (1), March 12, 2010 (second)
 4—Mercyhurst (3) vs. Harvard (1), March 19, 2005 (3 ot) (first)
 4—St. Lawrence (3) vs. New Hampshire (1), March 10, 2007 (first)

GOALS, LOSING TEAM

- 4—Mercyhurst vs. Harvard (5), March 19, 2005 (3 ot)
 4—Mercyhurst vs. Minn. Duluth (5), March 15, 2008
 3—Wisconsin vs. Dartmouth (4), March 19, 2005
 3—Boston College vs. Minnesota (4), March 14, 2009
 2—Minn. Duluth vs. St. Lawrence (3), March 18, 2005 (ot)
 2—Mercyhurst vs. Minn. Duluth (3), March 9, 2007 (ot)
 2—New Hampshire vs. St. Lawrence (6), March 10, 2007
 2—St. Lawrence vs. New Hampshire (3), March 15, 2008 (ot)
 2—Minnesota vs. Wisconsin (3), March 15, 2008 (ot)
 2—Harvard vs. Cornell, March 12, 2010
 2—Clarkson vs. Minnesota, March 13, 2010 (ot)

FEWEST GOALS

- 0—Princeton vs. Minnesota (4), March 17, 2006
 0—Minn. Duluth vs. St. Lawrence (1), March 18, 2006
 0—Harvard vs. Wisconsin (1), March 10, 2007 (4 ot)
 0—Dartmouth vs. Wisconsin (7), March 14, 2009
 1—Providence vs. Minnesota (6), March 18, 2005
 1—Harvard vs. New Hampshire (3), March 17, 2006
 1—Mercyhurst vs. Wisconsin (2), March 18, 2006 (2 ot)
 1—St. Lawrence vs. Minn. Duluth (0), March 18, 2006
 1—Dartmouth vs. Harvard (5), March 15, 2008
 1—New Hampshire vs. Minn. Duluth (2), March 13, 2010
 1—Boston U. vs. Mercyhurst (4), March 13, 2010

FEWEST GOALS, BOTH TEAMS

- 1—St. Lawrence (1) vs. Minn. Duluth (0), March 18, 2006
 1—Wisconsin (1) vs. Harvard (0), March 10, 2007 (4 ot)
 3—Wisconsin (2) vs. Mercyhurst (1), March 17, 2006 (2 ot)
 3—Minn. Duluth (2) vs. New Hampshire (1), March 13, 2010
 4—New Hampshire (3) vs. Harvard (1), March 17, 2006
 4—Minnesota (4) vs. Princeton (0), March 17, 2006
 4—Mercyhurst (3) vs. St. Lawrence (1), March 14, 2009

FASTEST CONSECUTIVE GOALS

- 0:42—Minnesota (Rachael Drazan and Brittany Francis) vs. Boston College, March 14, 2009
 1:24—Cornell (Laura Fortino and Melanie Jue) vs. Harvard, March 12, 2010
 1:35—Minnesota (Becky Wacker and Kelly Stephens) vs. Providence, March 18, 2005
 1:39—Cornell (Melanie Jue and Chelsea Karpenko) vs. Harvard, March 12, 2010
 2:01—Minnesota (Erica McKenzie and Kelly Stephens) vs. Providence, March 18, 2005

FASTEST CONSECUTIVE GOALS BY OPPOSING TEAMS

- :26—Mercyhurst (Meghan Agosta), then Minn. Duluth (Laura Fridfinnson), March 15, 2008
 :28—St. Lawrence (Marianna Locke), then New Hampshire (Sam Faber), March 10, 2007
 1:20—Minnesota (Gigi Marvin), then Boston College (Mary Restuccia), March 14, 2009
 1:44—Harvard (Randi Griffin), then Cornell (Kendice Ogilvie), March 12, 2010
 1:51—Minn. Duluth (Elin Holmlov), then New Hampshire (Courtney Birchard), March 14, 2009

- 2:03—Dartmouth (Katie Weatherston), then Wisconsin (Sara Bauer), March 19, 2005

WINNING MARGIN

- 7—Wisconsin (7) vs. Dartmouth (0), March 14, 2009
 5—Minnesota (6) vs. Providence (1), March 18, 2005
 4—Minnesota (4) vs. Princeton (0), March 18, 2006
 4—St. Lawrence (6) vs. New Hampshire (2), March 10, 2007
 4—Harvard (5) vs. Dartmouth (1), March 15, 2008
 4—Cornell (6) vs. Harvard (2), March 12, 2010

LARGEST MARGIN OVERCOME TO WIN

- 2—Harvard vs. Mercyhurst, March 19, 2005 [trailed 3-1, won 5-4 (3 ot)]
 1—14 times, most recent: Mercyhurst vs. St. Lawrence, March 14, 2009 (trailed 1-0, won 3-1)

ASSISTS

- 11—Wisconsin vs. Dartmouth, March 14, 2009 (7 goals)
 10—Minnesota vs. Providence, March 18, 2005 (6 goals)
 9—Harvard vs. Mercyhurst, March 19, 2005 (3 ot) (5 goals)
 9—Harvard vs. Dartmouth, March 15, 2008 (5 goals)
 9—Cornell vs. Harvard, March 12, 2010 (6 goals)
 8—St. Lawrence vs. New Hampshire, March 10, 2007 (6 goals)
 8—Minn. Duluth vs. Mercyhurst, March 15, 2008 (5 goals)
 7—Dartmouth vs. Wisconsin, March 19, 2005 (4 goals)
 7—Minn. Duluth vs. New Hampshire, March 14, 2009 (4 goals)

ASSISTS, BOTH TEAMS

- 14—Minn. Duluth (8) vs. Mercyhurst (6), March 15, 2008 (9 goals)
 12—Minnesota (10) vs. Providence (2), March 18, 2005 (7 goals)
 12—Dartmouth (7) vs. Wisconsin (5), March 19, 2005 (7 goals)
 12—St. Lawrence (8) vs. New Hampshire (4), March 10, 2007 (8 goals)
 12—Cornell (9) vs. Harvard (3), March 12, 2010 (8 goals)
 11—Harvard (9) vs. Mercyhurst (2), March 19, 2005 (3 ot) (9 goals)
 11—Wisconsin (11) vs. Dartmouth (0), March 14, 2009 (7 goals)

FEWEST ASSISTS**(Excluding Shutouts)**

- 0—St. Lawrence vs. Minn. Duluth, March 18, 2006 (1 goal)
 0—Dartmouth vs. Harvard, March 15, 2008 (1 goal)
 1—Harvard vs. New Hampshire, March 17, 2006 (1 goal)
 1—Mercyhurst vs. Wisconsin, March 18, 2006 (2 ot) (1 goal)
 1—Boston U. vs. Mercyhurst, March 13, 2010 (1 goal)
 1—New Hampshire vs. Minn. Duluth, March 13, 2010 (1 goal)
 2—Eight times, most recent: St. Lawrence vs. Mercyhurst (1 goal) and New Hampshire vs. Minn. Duluth (1 goal), March 14, 2009

FEWEST ASSISTS, BOTH TEAMS

- 0—St. Lawrence (0) vs. Minn. Duluth (0), March 18, 2006 (1 goal)
 2—Wisconsin (2) vs. Harvard (0), March 10, 2007 (4 ot), (1 goal)
 4—Wisconsin (3) vs. Mercyhurst (1), March 18, 2006 (2 ot) (3 goals)
 4—Minn. Duluth (3) vs. New Hampshire (1), March 13, 2010 (3 goals)
 5—Minn. Duluth (3) vs. St. Lawrence (2), March 18, 2005 (ot) (5 goals)
 6—Minnesota (6) vs. Princeton (0), March 17, 2006 (4 goals)
 6—Boston College (4) vs. Dartmouth (2), March 10, 2007 (2 ot), (2 goals)
 6—Mercyhurst (4) vs. St. Lawrence (2), March 14, 2009 (4 goals)

POINTS

- 18—Wisconsin vs. Dartmouth (0), March 14, 2009 (7 goals, 11 assists)
 16—Minnesota vs. Providence, March 18, 2005 (6 goals, 10 assists)
 15—Cornell vs. Harvard, March 12, 2010 (6 goals, 9 assists)

- 14—Harvard vs. Mercyhurst, March 19, 2005 (3 ot) (5 goals, 9 assists)
 14—St. Lawrence vs. New Hampshire, March 10, 2007 (6 goals, 8 assists)
 14—Harvard vs. Dartmouth, March 15, 2008 (5 goals, 9 assists)

POINTS, BOTH TEAMS

- 23—Minn. Duluth (5 goals, 8 assists) vs. Mercyhurst (4 goals, 6 assists), March 15, 2008
 20—Harvard (5 goals, 9 assists) vs. Mercyhurst (4 goals, 2 assists) (3 ot), March 19, 2005
 20—St. Lawrence (6 goals, 8 assists) vs. New Hampshire (2 goals, 4 assists), March 10, 2007
 20—Cornell (6 goals, 9 assists) vs. Harvard (2 goals, 3 assists), March 12, 2010
 19—Minnesota (6 goals, 10 assists) vs. Providence (1 goal, 2 assists), March 18, 2005
 19—Dartmouth (4 goals, 7 assists) vs. Wisconsin (3 goals, 5 assists), March 19, 2005

FEWEST POINTS**(Excluding Shutouts)**

- 1—St. Lawrence vs. Minn. Duluth, March 18, 2006 (1 goal, 0 assists)
 1—Dartmouth vs. Harvard, March 15, 2008 (1 goal)
 2—Harvard vs. New Hampshire, March 17, 2006 (1 goal, 1 assist)
 2—Mercyhurst vs. Wisconsin, March 17, 2006 (2 ot) (1 goal, 1 assist)
 3—Providence vs. Minnesota, March 18, 2005 (1 goal, 2 assists)
 3—Wisconsin vs. Harvard, March 10, 2007 (4 ot) (1 goal, 2 assists)
 3—St. Lawrence vs. Mercyhurst, March 14, 2009 (1 goal, 2 assists)
 3—New Hampshire vs. Minn. Duluth, March 14, 2009 (1 goal, 2 assists)

FEWEST POINTS, BOTH TEAMS

- 1—St. Lawrence (1 goal, 0 assists) vs. Minn. Duluth (0 goals, 0 assists), March 18, 2006
 3—Wisconsin (1 goal, 2 assists) vs. Harvard (0 goals, 0 assists) (4 ot), March 10, 2007
 7—Wisconsin (2 goals, 3 assists) vs. Mercyhurst (1 goal, 1 assists) (2 ot), March 18, 2006
 10—St. Lawrence (3 goals, 2 assists) vs. Minn. Duluth (2 goals, 3 assists) (ot), March 18, 2005
 10—Minnesota (4 goals, 6 assists) vs. Princeton (0 goals, 0 assists), March 17, 2006
 10—St. Lawrence (1 goal, 2 assists) vs. Mercyhurst (3 goals, 4 assists), March 14, 2009

SHOTS ON GOAL

- 83—Harvard vs. Mercyhurst, March 19, 2005 (3 ot) (5 goals)
 68—Wisconsin vs. Harvard, March 10, 2007 (4 ot), (1 goal)
 60—Mercyhurst vs. Harvard, March 19, 2005 (3 ot) (4 goals)
 47—Dartmouth vs. Boston College, March 10, 2007 (2 ot) (2 goals)
 46—Mercyhurst vs. Minn. Duluth, March 9, 2007 (ot) (2 goals)

SHOTS ON GOAL, BOTH TEAMS

- 143—Harvard (83) vs. Mercyhurst (60), March 19, 2005 (3 ot) (9 goals)
 104—Wisconsin (68) vs. Harvard (36), March 10, 2007 (4 ot) (1 goal)
 79—Minn. Duluth (44) vs. St. Lawrence (35), March 18, 2005 (ot) (5 goals)

- 78—Dartmouth (47) vs. Boston College (31), March 10, 2007 (2 ot) (5 goals)
 78—Mercyhurst (46) vs. Minn. Duluth (32), March 9, 2007 (ot) (5 goals)

SHOTS ON GOAL, REGULATION PERIOD

- 22—St. Lawrence vs. Minn. Duluth, March 18, 2006 (ot) (first)
 21—Harvard vs. Mercyhurst, March 19, 2005 (3 ot) (second)
 20—Mercyhurst vs. St. Lawrence, March 14, 2009 (second)
 17—Mercyhurst vs. Harvard, March 19, 2005 (3 ot) (first)
 17—Minnesota vs. Princeton, March 17, 2006 (third)
 17—Harvard vs. Dartmouth, March 15, 2008 (first)

SHOTS ON GOAL, REGULATION PERIOD, BOTH TEAMS

- 32—Mercyhurst (17) vs. Harvard (15), March 19, 2005 (3 ot) (first)
 31—Minnesota (17) vs. Boston College (14), March 14, 2009 (second)
 28—St. Lawrence (16) vs. Minn. Duluth (12), March 18, 2005 (ot) (third)
 28—St. Lawrence (22) vs. Minn. Duluth (6), March 18, 2006 (first)
 27—Harvard (21) vs. Mercyhurst (6), March 19, 2005 (second)
 27—Dartmouth (15) vs. Harvard (12), March 15, 2008 (third)

FEWEST SHOTS ON GOAL

- 13—St. Lawrence vs. Mercyhurst, March 14, 2009 (1 goal)
 15—Providence vs. Minnesota, March 18, 2005 (1 goal)
 16—Harvard vs. New Hampshire, March 17, 2006 (1 goal)
 18—Cornell vs. Harvard, March 12, 2010 (6 goals)
 18—Boston U. vs. Mercyhurst, March 13, 2010 (1 goal)

FEWEST SHOTS ON GOAL, BOTH TEAMS

- 47—Minn. Duluth (25) vs. New Hampshire (22), March 14, 2009 (5 goals)
 49—New Hampshire (28) vs. St. Lawrence (21), March 10, 2007 (8 goals)
 49—Wisconsin (26) vs. Minnesota (23), March 15, 2008 (ot) (5 goals)
 50—Minn. Duluth (26) vs. New Hampshire (24), March 13, 2010 (3 goals)
 51—Mercyhurst (33) vs. Boston U. (18), March 13, 2010 (5 goals)

FEWEST SHOTS ON GOAL, REGULATION PERIOD

- 2—St. Lawrence vs. New Hampshire, March 10, 2007 (third)
 2—Boston U. vs. Mercyhurst, March 13, 2010 (first)
 3—Providence vs. Minnesota, March 18, 2005 (second)
 3—Providence vs. Minnesota, March 18, 2005 (third)
 4—Minnesota vs. Boston College, March 14, 2009 (third)
 4—New Hampshire vs. Minn. Duluth, March 14, 2009 (first)
 4—St. Lawrence vs. Mercyhurst, March 14, 2009 (first)
 4—St. Lawrence vs. Mercyhurst, March 14, 2009 (second)

FEWEST SHOTS ON GOAL, REGULATION PERIOD, BOTH TEAMS

- 11—Minnesota (4) vs. Boston College (7), March 14, 2009 (third)

- 12—Wisconsin (7) vs. Mercyhurst (5), March 18, 2006 (2 ot) (third)
 12—Minnesota (9) vs. Providence (3), March 18, 2005 (second)
 12—New Hampshire (10) vs. St. Lawrence (2), March 10, 2007 (third)
 12—Mercyhurst (10) vs. Boston U. (2), March 13, 2010 (first)

PENALTIES

- 15—Princeton vs. Minnesota, March 17, 2006
 13—Minnesota vs. Princeton, March 17, 2006
 12—Mercyhurst vs. Harvard, March 19, 2005 (3 ot)
 10—Mercyhurst vs. Wisconsin, March 18, 2006 (2 ot)
 10—Minn. Duluth vs. St. Lawrence, March 18, 2006
 10—Boston College vs. Dartmouth (2 ot), March 10, 2007

PENALTIES, BOTH TEAMS

- 28—Princeton (15) vs. Minnesota (13), March 17, 2006
 19—Mercyhurst (12) vs. Harvard (7), March 19, 2005 (3 ot)
 17—Minn. Duluth (10) vs. St. Lawrence (7), March 18, 2006
 15—Mercyhurst (10) vs. Wisconsin (5), March 18, 2006 (2 ot)
 14—Boston College (10) vs. Dartmouth (4) March 10, 2007 (2 ot)
 14—Minn. Duluth (5) vs. New Hampshire (9), March 14, 2009

FEWEST PENALTIES

- 2—Wisconsin vs. Harvard, March 10, 2007 (4 ot)
 2—St. Lawrence vs. Wisconsin, March 15, 2008 (ot)
 2—Wisconsin vs. Minnesota, March 15, 2008 (ot)
 2—Minnesota vs. Wisconsin, March 15, 2008 (ot)
 3—Harvard vs. New Hampshire, March 17, 2006
 3—New Hampshire vs. St. Lawrence, March 10, 2007
 3—Wisconsin vs. St. Lawrence, March 15, 2008 (ot)
 3—Mercyhurst vs. St. Lawrence, March 14, 2009
 3—Harvard vs. Cornell, March 12, 2010
 3—Minn. Duluth vs. New Hampshire, March 13, 2010
 3—New Hampshire vs. Minn. Duluth, March 13, 2010

FEWEST PENALTIES, BOTH TEAMS

- 4—Wisconsin (2) vs. Minnesota (2), March 15, 2008 (ot)
 5—New Hampshire (3) vs. St. Lawrence (2), March 15, 2008 (ot)
 6—Minn. Duluth (3) vs. New Hampshire (3), March 13, 2010
 7—New Hampshire (4) vs. Harvard (3), March 17, 2006
 7—Minn. Duluth (4) vs. New Hampshire (3), March 10, 2007
 7—Harvard (5) vs. Wisconsin (2), March 10, 2007 (4 ot)
 7—Cornell (4) vs. Harvard (3), March 12, 2010
 8—Mercyhurst (4) vs. Minn. Duluth (4), March 9, 2007 (ot)
 8—Mercyhurst (3) vs. St. Lawrence (5), March 14, 2009

LONGEST GAME

- 127:09—Wisconsin (1) vs. Harvard (0), March 10, 2007 (4 ot)
 112:28—Harvard (5) vs. Mercyhurst (4), March 19, 2005 (3 ot)
 90:10—Wisconsin (2) vs. Mercyhurst (1), March 18, 2006 (2 ot)
 84:20—Boston College (3) vs. Dartmouth (2), March 10, 2007 (2 ot)
 66:11—St. Lawrence (3) vs. Minn. Duluth (2), March 18, 2005 (ot)

Tournament Facts

TOURNAMENT APPEARANCES

- 9—Minn. Duluth, 2001-02-03-05-06-07-08-09-10
- 8—Harvard, 2001-03-04-05-06-07-08-10
- 8—Minnesota, 2002-03-04-05-06-08-09-10
- 7—Dartmouth, 2001-03-04-05-07-08-09
- 7—St. Lawrence, 2001-04-05-06-07-08-09
- 6—Mercyhurst, 2005-06-07-08-09-10
- 5—Wisconsin, 2005-06-07-08-09
- 5—New Hampshire, 2006-07-08-09-10

CONSECUTIVE TOURNAMENT APPEARANCES

- 6—Harvard, 2003-08
- 6—St. Lawrence, 2004-09
- 6—Minn. Duluth, 2005-10
- 6—Mercyhurst, 2005-10
- 5—Minnesota, 2002-06
- 5—Wisconsin, 2005-09
- 5—New Hampshire, 2006-10
- 3—Minn. Duluth, 2001-03
- 3—Dartmouth, 2003-05
- 3—Minnesota, 2008-10

TOURNAMENT WINS

- 15—Minn. Duluth, 2001-10
- 11—Wisconsin, 2005-09
- 9—Minnesota, 2002-10
- 6—Harvard, 2001-10
- 6—St. Lawrence, 2001-09

NCAA CHAMPIONSHIPS

- 5—Minn. Duluth, 2001-02-03-08-10
- 3—Wisconsin, 2006-07-09
- 2—Minnesota, 2004-06

Tournament Records

The following records include game, year and career marks set during the National Collegiate Women's Ice Hockey Championship, which consists of four quarterfinal contests (starting in 2005), the two national semifinal games, the national third-place game (2001-05) and the national championship game. A quarterfinal game is indicated by (QF), a national semifinal game by (NSF), a national third-place game by (N3d) and a national championship game by (CH).

Individual, Game

GOALS

- 4—Nicole Corriero, Harvard vs. Mercyhurst, QF, March 19, 2005 (3 ot)
- 4—Bobbi Ross, Minnesota vs. New Hampshire, NSF, March 24, 2006
- 3—Maria Rooth, Minn. Duluth vs. Harvard, NSF, March 23, 2001
- 3—Natalie Darwitz, Minnesota vs. Harvard, CH, March 28, 2004
- 3—Krissy Wendell, Minnesota vs. Dartmouth, NSF, March 26, 2004
- 3—Sarah Vaillancourt, Harvard vs. St. Lawrence, NSF, March 25, 2005
- 3—Rebecca Russell, St. Lawrence vs. Dartmouth, N3d, March 27, 2005
- 3—Angie Keseley, Wisconsin vs. Dartmouth, QF, March 14, 2009

FASTEST GAME-OPENING GOAL

- :13—Natalie Darwitz, Minnesota vs. Dartmouth, NSF, March 25, 2005
- :22—Meghan Agosta, Mercyhurst vs. Minn. Duluth, QF, March 15, 2008
- :46—Bobbi Ross, Minnesota vs. New Hampshire, NSF, March 24, 2006
- :46—Gigi Marvin, Minnesota vs. Boston College, QF, March 14, 2009
- 1:00—Tammy Shewchuk, Harvard vs. Dartmouth, N3d, March 25, 2001
- 1:11—Meghan Fardelmann, Boston College vs. Dartmouth, QF, March 10, 2007 (2 OT)

FASTEST GOAL, START OF PERIOD

- :09—Natalie Darwitz, Minnesota vs. Harvard, CH, March 28, 2004 (third)
- :10—Whitney Graft, Minnesota vs. Princeton, QF, March 17, 2006 (third)
- :13—Natalie Darwitz, Minnesota vs. Dartmouth, NSF, March 25, 2005 (first)
- :14—Hilary Knight, Wisconsin vs. Minnesota, March 15, 2008 (third)
- :18—Emmanuelle Blais, Minn. Duluth vs. Cornell, CH, March 21, 2010 (3 ot) (third)
- :21—Jennifer Botterill, Harvard vs. Minn. Duluth, CH, March 23, 2003 (2 ot) (second)

FASTEST CONSECUTIVE GOALS

- 1:59—Natalie Darwitz, Minnesota vs. Dartmouth, NSF, March 25, 2005
- 2:29—Gigi Marvin, Minnesota vs. Boston College, QF, March 14, 2009
- 2:37—Hilary Knight, Wisconsin vs. Dartmouth, QF, March 14, 2009
- 4:07—Kelly Stephens, Minnesota vs. Dartmouth, NSF, March 26, 2004
- 4:44—Nicole Corriero, Harvard vs. Mercyhurst, QF, March 19, 2005 (3 ot)

FASTEST HAT TRICK

- 12:07—Nicole Corriero, Harvard vs. Mercyhurst, QF, March 19, 2005 (3 ot)
- 16:07—Maria Rooth, Minn. Duluth vs. Harvard, NSF, March 23, 2001
- 22:53—Krissy Wendell, Minnesota vs. Dartmouth, NSF, March 26, 2004
- 26:45—Sarah Vaillancourt, Harvard vs. St. Lawrence, NSF, March 25, 2005
- 28:08—Natalie Darwitz, Minnesota vs. Harvard, CH, March 28, 2004

ASSISTS

- 4—Haley Irwin, Minn. Duluth vs. Mercyhurst, QF, March 15, 2008
- 4—Hilary Knight, Wisconsin vs. Dartmouth, QF, March 14, 2009
- 3—17 times, most recent: Jesse Scanzano, Mercyhurst vs. Boston U., QF, March 13, 2010

POINTS

- 6—Hilary Knight, Wisconsin vs. Dartmouth, QF, March 14, 2009
- 5—Nicole Corriero, Harvard vs. Mercyhurst, QF, March 19, 2005 (3 ot)
- 5—Natalie Darwitz, Minnesota vs. Dartmouth, NSF, March 25, 2005
- 5—Rebecca Russell, St. Lawrence vs. Dartmouth, N3d, March 27, 2005
- 5—Angie Keseley, Wisconsin vs. Dartmouth, QF, March 14, 2009
- 4—16 times, most recent: Gigi Marvin, Minnesota vs. Mercyhurst, NSF, March 20, 2009; Hilary Knight, Wisconsin vs. Minn. Duluth, NSF, March 20, 2009

PENALTIES

- 6—Dina McCumber, Princeton vs. Minnesota, QF, March 17, 2006
- 5—Angela Ruggiero, Harvard vs. Minn. Duluth, CH, March 23, 2003 (2 ot)
- 4—Nora Tallus, Minn. Duluth vs. Harvard, CH, March 23, 2003 (2 ot)
- 4—Marykate Oakley, Princeton vs. Minnesota, QF, March 17, 2006
- 4—Sam Faber, New Hampshire vs. Minn. Duluth, QF, March 14, 2009
- 3—Lindsay Weaver, Harvard vs. Minnesota, CH, March 28, 2004
- 3—Teresa Marchese, Mercyhurst vs. Harvard, QF, March 19, 2005 (3 ot)
- 3—Krista Johnson, Minnesota vs. Princeton, QF, March 17, 2006
- 3—Allie Sanchez, Minnesota vs. Princeton, QF, March 17, 2006
- 3—Juliane Jubinville, Minn. Duluth vs. St. Lawrence, QF, March 18, 2006
- 3—Abbie Bullard, St. Lawrence vs. Minn. Duluth, QF, March 18, 2006
- 3—Leah Craig, New Hampshire vs. Minnesota, NSF, March 24, 2006
- 3—Elin Holmlov, Minn. Duluth vs. Wisconsin, NSF, March 20, 2009
- 3—Anne Schleper, Minnesota vs. Mercyhurst, NSF, March 20, 2009

SAVES

- 78—Desirae Clark, Mercyhurst vs. Harvard, QF, March 19, 2005 (3 ot)
- 67—Brittany Martin, Harvard vs. Wisconsin, QF, March 10, 2007 (4 ot)
- 61—Amanda Mazzotta, Cornell vs. Minn. Duluth, CH, March 21, 2010 (3 ot)
- 56—Ali Boe, Harvard vs. Mercyhurst, QF, March 19, 2005 (3 ot)
- 49—Jennifer Harss, Minn. Duluth vs. Cornell, CH, March 21, 2010 (3 ot)
- 47—Molly Schaus, Boston College vs. Minn. Duluth, NSF, March 16, 2006 (2 ot)

SAVES, PERIOD

- 22—Riitta Schaublin, Minn. Duluth vs. St. Lawrence, QF, March 18, 2006 (first)

SHUTOUTS

- Brittany Chartier, Minnesota vs. Princeton, QF, March 17, 2006
- Jessica Moffat, St. Lawrence vs. Minn. Duluth, QF, March 18, 2006
- Jessie Vetter, Wisconsin vs. St. Lawrence, NSF, March 24, 2006
- Jessie Vetter, Wisconsin vs. Minnesota, CH, March 26, 2006
- Jessie Vetter, Wisconsin vs. Harvard, QF, March 10, 2007 (4 ot)
- Jessie Vetter, Wisconsin vs. St. Lawrence, NSF, March 16, 2007
- Kim Martin, Minn. Duluth vs. Wisconsin, CH, March 22, 2008
- Jessie Vetter, Wisconsin vs. Dartmouth, QF, March 14, 2009
- Jessie Vetter, Wisconsin vs. Mercyhurst, CH, March 22, 2009

Individual, Year

GOALS

- 5—Nicole Corriero, Harvard, 2005
- 5—Hilary Knight, Wisconsin, 2009
- 4—Nine times, most recent: Gigi Marvin, Minnesota, 2009; Angie Keseley, Wisconsin, 2009

ASSISTS

- 9—Natalie Darwitz, Minnesota, 2005
- 7—Julie Chu, Harvard, 2005
- 7—Hilary Knight, Wisconsin, 2009
- 6—Krissy Wendell, Minnesota, 2005
- 6—Sara Bauer, Wisconsin, 2007
- 5—Haley Irwin, Minn. Duluth, 2008
- 5—Meghan Duggan, Wisconsin, 2009
- 5—Erika Lawler, Wisconsin, 2009
- 4—Krissy Wendell, Minnesota, 2004
- 4—Kelly Stephens, Minnesota, 2005
- 4—Noemie Marin, Minn. Duluth, 2007
- 4—Heidi Pelttari, Minn. Duluth, 2008

POINTS

- 12—Natalie Darwitz, Minnesota, 2005
- 12—Hilary Knight, Wisconsin, 2009
- 9—Krissy Wendell, Minnesota, 2005
- 8—Krissy Wendell, Minnesota, 2004
- 8—Julie Chu, Harvard, 2005
- 8—Nicole Corriero, Harvard, 2005
- 8—Angie Keseley, Wisconsin, 2009
- 8—Erika Lawler, Wisconsin, 2009

PENALTIES

- 6—Dina McCumber, Princeton, 2006
- 5—Angela Ruggiero, Harvard, 2003
- 5—Nora Tallus, Minn. Duluth, 2003
- 5—Laurie Ross, St. Lawrence, 2005
- 4—Gillian Apps, Dartmouth, 2003
- 4—Lindsay Weaver, Harvard, 2004
- 4—Marykate Oakley, Princeton, 2006
- 4—Sam Faber, New Hampshire, 2009
- 4—Cassie Schols, Mercyhurst, 2009
- 4—Lauriane Rougeau, Cornell, 2010
- 4—Kelly Seeler, Minnesota, 2010

SAVES

- 123—Amanda Mazzotta, Cornell, 2010
- 99—Jennifer Harss, Minn. Duluth, 2010
- 97—Jessie Vetter, Wisconsin, 2009
- 95—Jessie Vetter, Wisconsin, 2006
- 94—Kim Martin, Minn. Duluth, 2008

SAVE PERCENTAGE (Min. two games)

- .990—Jessie Vetter, Wisconsin, 2006 (1 goal allowed, 95 saves)
- .990—Jessie Vetter, Wisconsin, 2009 (1 goal allowed, 97 saves)
- .986—Jessie Vetter, Wisconsin, 2007 (1 goal allowed, 75 saves)
- .980—Jessica Moffat, St. Lawrence, 2006 (1 goal allowed, 48 saves)
- .952—Jennifer Harss, Minn. Duluth, 2010 (5 goals allowed, 99 saves)

GOALS-AGAINST AVERAGE (Min. 110 minutes and two games)

- 0.24—Jessie Vetter, Wisconsin, 2007 (1 goal allowed)
- 0.29—Jessie Vetter, Wisconsin, 2006 (1 goal allowed)
- 0.33—Jessie Vetter, Wisconsin, 2009 (1 goal allowed)
- 0.51—Jessica Moffat, St. Lawrence, 2006 (1 goal allowed)
- 1.25—Jennifer Harss, Minn. Duluth, 2010 (5 goals allowed)
- 1.50—Rachel Barrie, St. Lawrence, 2004 (3 goals allowed)

Team, Game

GOALS

- 7—Minnesota vs. Dartmouth (2), NSF, March 25, 2005
- 7—Wisconsin vs. Dartmouth (0), QF, March 14, 2009
- 6—Minn. Duluth vs. Harvard (3), NSF, March 23, 2001
- 6—Harvard vs. Minnesota (1), NSF, March 21, 2003
- 6—Minnesota vs. Harvard (2), CH, March 28, 2004
- 6—Minnesota vs. Princeton (1), QF, March 18, 2005
- 6—St. Lawrence vs. New Hampshire (2), QF, March 10, 2007
- 6—Cornell vs. Harvard (2), QF, March 12, 2010

GOALS, BOTH TEAMS

- 9—Minn. Duluth (6) vs. Harvard (3), NSF, March 23, 2001
- 9—Harvard (5) vs. Mercyhurst (4), QF, March 19, 2005 (3 ot)
- 9—Minnesota (7) vs. Dartmouth (2), NSF, March 25, 2005
- 9—Minnesota (5) vs. New Hampshire (4), NSF, March 24, 2006
- 9—Minn. Duluth (5) vs. Mercyhurst (4), QF, March 15, 2008
- 9—Mercyhurst (5) vs. Minnesota (4), NSF, March 20, 2009
- 8—Minnesota (6) vs. Harvard (2), CH, March 28, 2004
- 8—St. Lawrence (6) vs. New Hampshire (2), QF, March 9, 2007
- 8—Cornell (6) vs. Harvard (2), QF, March 12, 2010

GOALS, PERIOD

- 5—Minn. Duluth vs. Harvard, NSF, March 23, 2001 (third)
- 5—Minnesota vs. Dartmouth, NSF, March 25, 2005 (first)
- 4—Minnesota vs. Dartmouth, NSF, March 26, 2004 (third)
- 4—Minnesota vs. Harvard, CH, March 28, 2004 (third)
- 4—Minn. Duluth vs. New Hampshire, QF, March 14, 2009 (third)
- 4—Minnesota vs. Boston College, QF, March 14, 2009 (first)
- 4—Cornell vs. Harvard, QF, March 12, 2010 (second)
- 3—17 times, most recent: Wisconsin vs. Mercyhurst, CH, March 22, 2009 (second)

GOALS, PERIOD, BOTH TEAMS

- 7—Minn. Duluth (5) vs. Harvard (2), NSF, March 23, 2001 (third)
- 7—Minnesota (5) vs. Dartmouth (2), NSF, March 25, 2005 (first)
- 5—Minn. Duluth (3) vs. Dartmouth (2), NSF, March 21, 2003 (second)
- 5—Wisconsin (3) vs. Dartmouth (2), QF, March 19, 2005 (first)
- 5—Minn. Duluth (3) vs. Mercyhurst (2), QF, March 15, 2008 (third)
- 5—Minn. Duluth (4) vs. New Hampshire (1), QF, March 14, 2009 (third)
- 5—Minnesota (4) vs. Boston College (1), QF, March 14, 2009 (first)
- 5—Cornell (4) vs. Harvard (1), QF, March 13, 2010 (second)
- 4—Harvard (3) vs. Minn. Duluth (1), CH, March 23, 2003 (2 ot) (second)
- 4—Minnesota (4) vs. Dartmouth (0), NSF, March 26, 2004 (third)
- 4—Minnesota (4) vs. Harvard (0), CH, March 28, 2004 (third)

- 4—Mercyhurst (3) vs. Harvard (1), QF, March 19, 2005 (first)
- 4—Minnesota (2) vs. Harvard (2), CH, March 27, 2005 (second)
- 4—Minnesota (2) vs. New Hampshire (2), NSF, March 24, 2006 (first)
- 4—St. Lawrence (3) vs. New Hampshire (1), QF, March 10, 2007 (first)
- 4—Wisconsin (3) vs. Minn. Duluth (1), CH, March 18, 2007 (second)
- 4—Mercyhurst (3) vs. Minnesota (1), NSF, March 20, 2009 (first)

GOALS, LOSING TEAM

- 4—Mercyhurst vs. Harvard (5), QF, March 19, 2005 (3 ot)
- 4—New Hampshire vs. Minnesota (5), NSF, March 24, 2006
- 4—Mercyhurst vs. Minn. Duluth (5), QF, March 15, 2008
- 4—Minnesota vs. Mercyhurst (5), NSF, March 20, 2009
- 3—Harvard vs. Minn. Duluth (6), NSF, March 23, 2001
- 3—Harvard vs. Minn. Duluth (4), CH, March 23, 2003 (2 ot)
- 3—Wisconsin vs. Dartmouth (4), QF, March 19, 2005
- 3—Harvard vs. Minnesota (4), CH, March 27, 2005
- 3—Boston College vs. Minn. Duluth (4), NSF, March 16, 2007 (2 ot)
- 3—Boston College vs. Minnesota (4), QF, March 14, 2009

FEWEST GOALS

- 0—Princeton vs. Minnesota (4), QF, March 17, 2006
- 0—Minn. Duluth vs. St. Lawrence (1), QF, March 18, 2006
- 0—St. Lawrence vs. Wisconsin (1), NSF, March 24, 2006
- 0—Minnesota vs. Wisconsin (3), CH, March 26, 2006
- 0—Harvard vs. Wisconsin (1), QF, March 10, 2007 (4 ot)
- 0—St. Lawrence vs. Wisconsin (4), NSF, March 16, 2007
- 0—Wisconsin vs. Minn. Duluth (4), CH, March 22, 2008
- 0—Dartmouth vs. Wisconsin (7), QF, March 14, 2009
- 0—Mercyhurst vs. Wisconsin (5), CH, March 22, 2009

FEWEST GOALS, BOTH TEAMS

- 1—St. Lawrence (1) vs. Minn. Duluth (0), QF, March 18, 2006
- 1—Wisconsin (1) vs. St. Lawrence (0), NSF, March 24, 2006
- 1—Wisconsin (1) vs. Harvard (0), QF, March 10, 2007 (4 ot)
- 3—Minnesota (1) vs. Brown (2), NSF, March 22, 2002
- 3—St. Lawrence (1) vs. Harvard (2), NSF, March 26, 2004
- 3—Dartmouth (1) vs. St. Lawrence (2), N3d, March 28, 2004
- 3—Wisconsin (2) vs. Mercyhurst (1), QF, March 18, 2006 (2 ot)
- 3—Wisconsin (3) vs. Minnesota (0), CH, March 26, 2006
- 3—Minn. Duluth (2) vs. New Hampshire (1), QF, March 13, 2010

FASTEST CONSECUTIVE GOALS

- :23—Harvard (Julie Chu and Lauren McAuliffe) vs. Minnesota, NSF, March 21, 2003
- :23—Harvard (Jennifer Botterill and Lauren McAuliffe) vs. Minn. Duluth, CH, March 23, 2003 (2 ot)
- :30—Wisconsin (Jinelle Zaugg and Grace Hutchings) vs. Minnesota, CH, March 26, 2006
- :32—Minnesota (Natalie Darwitz and Kelly Stephens) vs. Harvard, CH, March 28, 2004
- :33—Wisconsin (Meghan Duggan and Jinelle Zaugg) vs. St. Lawrence, NSF, March 16, 2007

FASTEST CONSECUTIVE GOALS BY OPPOSING TEAMS

- :10—Minn. Duluth (Emmanuelle Blais), then Wisconsin (Jasmine Giles), CH, March 18, 2007
- :10—Boston U. (Tara Watchorn), then Mercyhurst (Bailey Bram), QF, March 13, 2010
- :26—Mercyhurst (Meghan Agosta), then Minn. Duluth (Laura Fridfinnson), QF, March 15, 2008
- :28—St. Lawrence (Marianna Locke), then New Hampshire (Sam Faber), QF, March 10, 2007
- :44—Dartmouth (Kristina Guarino), then Harvard (Kalen Ingram), N3d, March 25, 2001
- :51—Minnesota (Kelly Stephens), then Brown (Kim Insalaco), NSF, March 22, 2002
- :51—Niagara (Jennifer Goulet), then Minnesota (La Toya Clarke), N3d, March 24, 2002 (ot)

WINNING MARGIN

- 7—Wisconsin (7) vs. Dartmouth (0), QF, March 14, 2009
- 5—Harvard (6) vs. Minnesota (1), NSF, March 21, 2003
- 5—Minnesota (6) vs. Providence (1), QF, March 18, 2005
- 5—Minnesota (7) vs. Dartmouth (2), NSF, March 25, 2005
- 5—Wisconsin (5) vs. Mercyhurst (0), CH, March 22, 2009

- 4—Minnesota (5) vs. Dartmouth (1), NSF, March 26, 2004
- 4—Minnesota (6) vs. Harvard (2), CH, March 28, 2004
- 4—St. Lawrence (5) vs. Dartmouth (1), N3d, March 27, 2005
- 4—Minnesota (4) vs. Princeton (0), QF, March 18, 2006
- 4—St. Lawrence (6) vs. New Hampshire (2), QF, March 10, 2007
- 4—Wisconsin (4) vs. St. Lawrence (0), NSF, March 16, 2007
- 4—Minn. Duluth (4) vs. Wisconsin (0), CH, March 22, 2008
- 4—Wisconsin (5) vs. Minn. Duluth (1), NSF, March 20, 2009
- 4—Cornell (6) vs. Harvard (2), QF, March 13, 2010

LARGEST MARGIN OVERCOME TO WIN

- 2—Harvard vs. Mercyhurst, QF, March 19, 2005 (trailed 2-0, won 5-4 [3 ot])
- 1—27 times, most recent: Minn. Duluth vs. Cornell, March 21, 2010 (trailed 1-0, won 3-2 [3 ot])

ASSISTS

- 11—Wisconsin vs. Dartmouth, QF, March 14, 2009 (7 goals)
- 10—Minnesota vs. Providence, QF, March 18, 2005 (6 goals)
- 10—Minnesota vs. Dartmouth, NSF, March 25, 2005 (7 goals)
- 9—Minn. Duluth vs. Harvard, NSF, March 23, 2001 (6 goals)
- 9—Harvard vs. Mercyhurst, QF, March 19, 2005 (3 ot) (5 goals)
- 9—Harvard vs. Dartmouth, QF, March 15, 2008 (5 goals)
- 9—Wisconsin vs. Mercyhurst, CH, March 22, 2009 (5 goals)
- 9—Cornell vs. Harvard, QF, March 12, 2010 (6 goals)
- 8—Minn. Duluth vs. Dartmouth, NSF, March 21, 2003 (5 goals)
- 8—Minnesota vs. Harvard, CH, March 28, 2004 (6 goals)
- 8—Harvard vs. St. Lawrence, NSF, March 25, 2005 (4 goals)
- 8—St. Lawrence vs. New Hampshire, QF, March 10, 2007 (6 goals)
- 8—Minn. Duluth vs. Boston College, NSF, March 16, 2007 (2 ot) (4 goals)
- 8—Minn. Duluth vs. Mercyhurst, QF, March 15, 2008 (5 goals)

ASSISTS, BOTH TEAMS

- 14—Minn. Duluth (8) vs. Mercyhurst (6), QF, March 15, 2008 (9 goals)
- 13—Minn. Duluth (9) vs. Harvard (4), NSF, March 23, 2001 (9 goals)
- 12—Minnesota (10) vs. Providence (2), QF, March 18, 2005 (7 goals)
- 12—Dartmouth (7) vs. Wisconsin (5), QF, March 19, 2005 (7 goals)
- 12—St. Lawrence (8) vs. New Hampshire (4), QF, March 10, 2007 (8 goals)
- 12—Minn. Duluth (8) vs. Boston College (4), NSF, March 16, 2007 (2 ot) (7 goals)
- 12—Cornell (9) vs. Harvard (3), QF, March 12, 2010 (8 goals)

FEWEST ASSISTS

(Excluding Shutouts)

- 0—St. Lawrence vs. Minn. Duluth, QF, March 18, 2006 (1 goal)
- 0—Dartmouth vs. Harvard, QF, March 15, 2008 (1 goal)
- 1—Dartmouth vs. St. Lawrence, NSF, March 23, 2001 (1 goal)
- 1—Minnesota vs. Brown, NSF, March 22, 2002 (1 goal)
- 1—Niagara vs. Minn. Duluth, NSF, March 22, 2002 (2 goals)
- 1—Dartmouth vs. Minn. Duluth, NSF, March 21, 2003 (2 goals)
- 1—Dartmouth vs. St. Lawrence, N3d, March 28, 2004 (1 goal)
- 1—Dartmouth vs. Minnesota, NSF, March 25, 2005 (2 goals)
- 1—Dartmouth vs. St. Lawrence, N3d, March 27, 2005 (1 goal)
- 1—Harvard vs. New Hampshire, QF, March 17, 2006 (1 goal)
- 1—Mercyhurst vs. Wisconsin, QF, March 18, 2006 (2 ot) (1 goal)

- 1—Dartmouth vs. St. Lawrence, N3d, March 28, 2004 (1 goal)
 1—Boston U. vs. Mercyhurst, QF, March 13, 2010 (1 goal)
 1—New Hampshire vs. Minn. Duluth, QF, March 13, 2010 (1 goal)

FEWEST ASSISTS, BOTH TEAMS

- 0—St. Lawrence (0) vs. Minn. Duluth (0), QF, March 18, 2006 (1 goal)
 2—Wisconsin (2) vs. Harvard (0), QF, March 10, 2007 (4 ot) (1 goal)
 3—St. Lawrence (2) vs. Dartmouth (1), N3d, March 28, 2004 (3 goals)
 4—Harvard (2) vs. St. Lawrence (2), NSF, March 26, 2004 (3 goals)
 4—Wisconsin (3) vs. Mercyhurst (1), QF, March 18, 2006 (2 ot) (3 goals)
 4—Minn. Duluth (3) vs. New Hampshire (1), QF, March 13, 2010 (3 goals)

POINTS

- 18—Wisconsin (7 goals, 11 assists) vs. Dartmouth, QF, March 14, 2009

POINTS, BOTH TEAMS

- 23—Minn. Duluth (5 goals, 8 assists) vs. Mercyhurst (4 goals, 6 assists), QF, March 15, 2008
 22—Minn. Duluth (6 goals, 9 assists) vs. Harvard (3 goals, 4 assists), NSF, March 23, 2001

SHOTS ON GOAL

- 83—Harvard vs. Mercyhurst, QF, March 19, 2005 (3 ot) (5 goals)
 68—Wisconsin vs. Harvard, QF, March 10, 2007 (4 ot) (1 goal)
 64—Minn. Duluth vs. Cornell, CH, March 21, 2010 (3 ot) (3 goals)
 60—Mercyhurst vs. Harvard, QF, March 19, 2005 (3 ot) (4 goals)
 51—Cornell vs. Minn. Duluth, CH, March 21, 2010 (3 ot) (2 goals)
 51—Minn. Duluth vs. Dartmouth, NSF, March 21, 2003 (5 goals)
 51—Minn. Duluth vs. Boston College, NSF, March 16, 2007 (2 ot) (4 goals)

SHOTS ON GOAL, BOTH TEAMS

- 143—Harvard (83) vs. Mercyhurst (60), QF, March 19, 2005 (3 ot) (5 goals)
 115—Minn. Duluth (64) vs. Cornell (51), CH, March 21, 2010 (3 ot) (5 goals)
 104—Wisconsin (68) vs. Harvard (36), QF, March 10, 2007 (4 ot) (1 goal)
 85—Harvard (44) vs. Minn. Duluth (41), CH, March 23, 2003 (2 ot) (7 goals)
 83—Minn. Duluth (51) vs. Boston College (32), NSF, March 16, 2007 (2 ot) (7 goals)

SHOTS ON GOAL, REGULATION PERIOD

- 22—St. Lawrence vs. Minn. Duluth, QF, March 18, 2006 (first)
 21—Harvard vs. Mercyhurst, QF, March 19, 2005 (3 ot) (second)
 20—Mercyhurst vs. St. Lawrence, QF, March 14, 2009 (second)
 19—Harvard vs. St. Lawrence, NSF, March 25, 2005 (third)
 18—Minn. Duluth vs. Niagara, NSF, March 22, 2002 (second)
 18—Minn. Duluth vs. Dartmouth, NSF, March 21, 2003 (first)
 18—Minn. Duluth vs. Dartmouth, NSF, March 21, 2003 (second)
 18—Mercyhurst vs. Wisconsin, CH, March 22, 2009 (third)

SHOTS ON GOAL, REGULATION PERIOD, BOTH TEAMS

- 32—Mercyhurst (17) vs. Harvard (15), QF, March 19, 2005 (3 ot) (first)
 31—Minn. Duluth (18) vs. Dartmouth (13), NSF, March 21, 2003 (second)
 31—Minnesota (17) vs. Boston College (14), QF, March 14, 2009 (second)
 29—Minn. Duluth (18) vs. Niagara (11), NSF, March 22, 2002 (second)
 29—Minn. Duluth (18) vs. Dartmouth (11), NSF, March 23, 2003 (first)
 28—Minnesota (16) vs. Dartmouth (12), N3d, March 23, 2003 (third)
 28—Minnesota (16) vs. Harvard (12), CH, March 28, 2004 (second)
 28—St. Lawrence (16) vs. Minn. Duluth (12), QF, March 18, 2005 (ot) (third)

- 28—St. Lawrence (22) vs. Minn. Duluth (6), QF, March 18, 2006 (first)
 28—St. Lawrence (16) vs. Minn. Duluth (12), QF, March 18, 2006 (third)

FEWEST SHOTS ON GOAL

- 10—Dartmouth vs. Minnesota, NSF, March 25, 2005
 13—St. Lawrence vs. Mercyhurst, QF, March 14, 2009
 15—Providence vs. Minnesota, QF, March 18, 2005
 15—Minn. Duluth vs. New Hampshire, NSF, March 20, 2008
 16—Harvard vs. New Hampshire, QF, March 17, 2006

FEWEST SHOTS ON GOAL, BOTH TEAMS

- 34—Dartmouth (10) vs. Minnesota (24), NSF, March 25, 2005 (9 goals)
 42—Wisconsin (24) vs. Minn. Duluth (18), CH, March 18, 2007 (5 goals)
 46—Dartmouth (23) vs. St. Lawrence (23), N3d, March 28, 2004 (3 goals)
 46—Wisconsin (24) vs. St. Lawrence (22), NSF, March 16, 2007 (4 goals)
 47—Minn. Duluth (25) vs. New Hampshire (22), QF, March 14, 2009 (5 goals)

FEWEST SHOTS ON GOAL, REGULATION PERIOD

- 0—Dartmouth vs. Minnesota, NSF, March 25, 2005 (third)
 0—Minn. Duluth, NSF, March 20, 2008 (second)
 1—St. Lawrence vs. Dartmouth, NSF, March 23, 2001 (third)
 2—St. Lawrence vs. Minn. Duluth, CH, March 25, 2001 (second)
 2—Dartmouth vs. Minnesota, NSF, March 26, 2004 (third)
 2—St. Lawrence vs. New Hampshire, QF, March 10, 2007 (third)

FEWEST SHOTS ON GOAL, REGULATION PERIOD, BOTH TEAMS

- 6—Dartmouth (3) vs. Minnesota (3), NSF, March 25, 2005 (second)
 8—Wisconsin (4) vs. Minn. Duluth (4), CH, March 18, 2007 (third)
 9—Minnesota (9) vs. Dartmouth (0), NSF, March 25, 2005 (second)
 9—Harvard (5) vs. Minnesota (4), CH, March 27, 2005 (third)
 10—Harvard (5) vs. Minn. Duluth (5), CH, March 23, 2003 (2 ot) (first)

PENALTIES

- 15—Princeton vs. Minnesota, QF, March 17, 2006
 13—Minnesota vs. Princeton, QF, March 17, 2006
 12—Mercyhurst vs. Harvard, QF, March 19, 2005 (3 ot)
 12—Harvard vs. St. Lawrence, NSF, March 25, 2005
 11—Minn. Duluth vs. Wisconsin, CH, March 22, 2008
 10—St. Lawrence vs. Harvard, NSF, March 25, 2005
 10—Minn. Duluth vs. St. Lawrence, QF, March 18, 2006
 10—Boston College vs. Dartmouth, QF, March 10, 2007 (2 ot)

PENALTIES, BOTH TEAMS

- 28—Princeton (15) vs. Minnesota (13), QF, March 17, 2006
 22—Harvard (12) vs. St. Lawrence (10), NSF, March 25, 2005
 19—Mercyhurst (12) vs. Harvard (7), QF, March 19, 2005 (3 ot)
 18—Minn. Duluth (11) vs. Wisconsin (7), CH, March 22, 2008
 17—Minn. Duluth (9) vs. New Hampshire (8), NSF, March 20, 2008
 16—Harvard (8) vs. Minn. Duluth (8), CH, March 23, 2003 (2 ot)
 16—Mercyhurst (8) vs. Minnesota (8), NSF, March 20, 2009

FEWEST PENALTIES

- 1—Minn. Duluth vs. Harvard, NSF, March 23, 2001
 1—Minnesota vs. Niagara, N3d, March 24, 2002 (ot)
 1—St. Lawrence vs. Wisconsin, NSF, March 16, 2007
 2—Harvard vs. Minn. Duluth, NSF, March 23, 2001
 2—Dartmouth vs. Minnesota, NSF, March 26, 2004
 2—Minnesota vs. Dartmouth, NSF, March 26, 2004
 2—St. Lawrence vs. Wisconsin, NSF, March 24, 2006
 2—Wisconsin vs. Harvard, QF, March 10, 2007 (4 ot)
 2—Minn. Duluth vs. Boston College, NSF, March 16, 2007 (2 ot)
 2—St. Lawrence vs. Wisconsin, QF, March 15, 2008 (ot)
 2—Wisconsin vs. Minnesota, QF, March 15, 2008 (ot)

- 2—Minnesota vs. Wisconsin, QF, March 15, 2008 (ot)
 2—Harvard vs. Wisconsin, NSF, March 20, 2008

FEWEST PENALTIES, BOTH TEAMS

- 3—Harvard (2) vs. Minn. Duluth (1), NSF, March 23, 2001
 4—Niagara (3) vs. Minnesota (1), N3d, March 24, 2002 (ot)
 4—Dartmouth (2) vs. Minnesota (2), NSF, March 26, 2004
 4—Wisconsin (2) vs. Minnesota (2), QF, March 15, 2008 (ot)
 5—New Hampshire (3) vs. St. Lawrence (2), QF, March 15, 2008 (ot)
 6—Minn. Duluth (3) vs. Niagara (3), NSF, March 22, 2002
 6—Wisconsin (4) vs. St. Lawrence (2), NSF, March 24, 2006
 6—Wisconsin (5) vs. St. Lawrence (1), NSF, March 16, 2007
 6—Wisconsin (4) vs. Harvard (2), NSF, March 20, 2008
 6—Minn. Duluth (3) vs. New Hampshire (3), QF, March 13, 2010

LONGEST GAME

- 127:09—Wisconsin (1) vs. Harvard (0), QF, March 10, 2007 (4 ot)
 119:26—Minn. Duluth (3) vs. Cornell (2), CH, March 21, 2010 (3 ot)
 112:28—Harvard (5) vs. Mercyhurst (3), QF, March 19, 2005 (3 ot)
 90:10—Wisconsin (2) vs. Mercyhurst (1), QF, March 18, 2006 (2 ot)
 94:19—Minn. Duluth (4) vs. Boston College (3), NSF, March 16, 2007 (2 ot)
 84:20—Boston College (3) vs. Dartmouth (2), QF, March 10, 2007 (2 ot)

Team, Year

GOALS

- 17—Wisconsin, 2009 (3 games)
 17—Minnesota, 2005 (3)
 12—Harvard, 2005 (3)
 12—Minn. Duluth, 2008 (3)
 11—Minnesota, 2004 (2)
 11—Cornell, 2010 (3)
 10—Minn. Duluth, 2001 (2)
 9—Harvard, 2003 (2)
 9—Minn. Duluth, 2003 (2)
 9—St. Lawrence, 2005 (3)
 9—Minnesota, 2006 (3)

FEWEST GOALS

(Min. two games)

- 1—St. Lawrence, 2006 (2 games)
 2—Dartmouth, 2004 (2)
 3—Dartmouth, 2001 (2)
 3—Minnesota, 2002 (2)
 3—Minnesota, 2003 (2)
 3—St. Lawrence, 2004 (2)

FEWEST GOALS ALLOWED

(Min. two games)

- 1—Wisconsin, 2006 (3 games)
 1—St. Lawrence, 2006 (2)
 1—Wisconsin, 2007 (3)
 1—Wisconsin, 2009 (3)
 3—Minnesota, 2004 (2)
 3—St. Lawrence, 2004 (2)

ASSISTS

- 27—Wisconsin, 2009 (3 games)
 26—Minnesota, 2005 (3)
 22—Harvard, 2005 (3)
 19—Minn. Duluth, 2008 (3)
 18—Cornell, 2010 (3)
 15—Minn. Duluth, 2007 (3)
 14—Wisconsin, 2007 (3)
 13—Minnesota, 2004 (2)
 13—Minn. Duluth, 2001 (2)
 13—Wisconsin, 2007
 13—Minn. Duluth, 2010 (3)

POINTS

- 44—Wisconsin, 2009 (3 games)
 43—Minnesota, 2005 (3)
 34—Harvard, 2005 (3)
 31—Minn. Duluth, 2008 (3)

29—Cornell, 2010 (3)	PENALTIES
SHOTS ON GOAL	25—Minn. Duluth, 2008 (3 games)
149—Harvard, 2005 (3 games)	23—Minnesota, 2006 (3)
116—Wisconsin, 2007 (3)	22—Harvard, 2005 (3)
114—Minn. Duluth, 2010 (3)	20—St. Lawrence, 2005 (3)
103—Wisconsin, 2009 (3)	19—Wisconsin, 2009 (3)
101—Minn. Duluth, 2007 (3)	FEWEST PENALTIES
FEWEST SHOTS ON GOAL	(Min. two games)
(Min. two games)	4—Minnesota, 2002 (2 games)
43—St. Lawrence, 2007 (2 games)	5—Minn. Duluth, 2001 (2)
54—Minn. Duluth, 2009 (2)	5—St. Lawrence, 2007
61—New Hampshire, 2006 (2)	6—Niagara, 2002 (2)
63—Boston College, 2007 (2)	6—Minnesota, 2003 (2)
63—Mercyhurst, 2010 (2)	

Tournament History

Tournament Won-Lost-Tied Records

(16 Teams)

(Note: Third-place game discontinued after 2005. Since then, both semifinal losers are awarded third place.)

Team (Years Participated)	Years	Tournament Record				Pct.	Tournament Finish			
		Won	Lost	Tied			1st	2nd	3rd	4th
Boston College (2007-09).....	2	1	2	0		.333	0	0	0	0
Boston U. (2010).....	1	0	1	0		.000	0	0	0	0
Brown (2002).....	1	1	1	0		.500	0	1	0	0
Clarkson (2010).....	1	0	1	0		.000	0	0	0	0
Cornell (2010).....	1	2	1	0		.667	0	1	0	0
Dartmouth (2001-03-04-05-07-08-09).....	7	2	10	0		.167	0	0	1	3
Harvard (2001-03-04-05-06-07-08-10).....	8	6	8	0		.429	0	3	2	0
Mercyhurst (2005-06-07-08-09-10).....	6	3	6	0		.333	0	1	1	0
Minnesota (2002-03-04-05-06-08-09-10).....	8	9	7	1		.559	2	1	3	1
Minn. Duluth (2001-02-03-05-06-07-08-09-10).....	9	15	4	0		.789	5	1	1	0
New Hampshire (2006-07-08-09-10).....	5	2	5	0		.286	0	0	2	0
Niagara (2002).....	1	0	1	1		.250	0	0	1	0
Princeton (2006).....	1	0	1	0		.000	0	0	0	0
Providence (2005).....	1	0	1	0		.000	0	0	0	0
St. Lawrence (2001-04-05-06-07-08-09).....	7	6	7	0		.462	0	1	4	0
Wisconsin (2005-06-07-08-09).....	5	11	2	0		.846	3	1	0	0

Tournament Highlights

- 2001** A Women's Frozen Four is held for the first time as Minn. Duluth defeats St. Lawrence, 4-2, in Minneapolis to take home the first crown.
- 2002** Minn. Duluth wins its second straight Women's Frozen Four, 3-2, over Brown.
- 2003** Minn. Duluth wins the Women's Frozen Four, its third consecutive, in front of a record crowd of 5,167, in its home arena.
- 2004** Minnesota outscores its two opponents, 11-3, to dominate the Women's Frozen Four in Providence, R.I. The Golden Gophers beat Harvard, 6-2, in the championship game.
- 2005** The field expands to eight teams with Mercyhurst, Providence and Wisconsin all making their first appearances. Minnesota wins its second straight title.
- 2006** Wisconsin claims its first Women's Frozen Four title in Minneapolis after defeating Minnesota, the two-time defending national champion. The Badgers become the first team in tournament history other than the Golden Gophers or Minn. Duluth to win the championship.

- 2007** The Frozen Four is held in historic Lake Placid, N. Y., where the 1980 Olympic Games took place. Wisconsin successfully defends its title, defeating Minn. Duluth, 4-1, in the championship game.
- 2008** Minn. Duluth captures its fourth national championship with a 4-0 shutout of Wisconsin in the final to avenge a loss to the Badgers in the 2007 championship game.
- 2009** Wisconsin rides the most prolific offense in the history of the NCAA women's ice hockey tournament to its third NCAA title, shutting out Mercyhurst, 5-0, in the championship. Mercyhurst becomes the first No. 3 seed to reach the title contest.
- 2010** Minn. Duluth outlasted tournament newcomer Cornell in the longest championship game in NCAA tournament history, capturing its fifth national title with a 3-2 triple-overtime victory. Cornell is the first team to reach the title game in its initial NCAA tournament appearance since Brown in 2002.

Entering the NCAA Tournament, These Teams...

...HAD THE MOST WINS

Year	Team (Coach)	Record	Tournament Result
2007	Wisconsin (Mark Johnson)	33-1-4	CHAMPION
2005	Minnesota (Laura Halldorson)	33-2-2	3-0, CHAMPION
2006	Wisconsin (Mark Johnson)	33-4-1	3-0, CHAMPION
2006	New Hampshire (Brian McCloskey)	32-2-1	1-1, Third Place (Tied)
2007	Mercyhurst (Michael Sisti)	32-1-3	0-1, First Round
2008	New Hampshire (Brian McCloskey)	32-3-1	1-1, Third Place (Tied)
2008	Minn. Duluth (Shannon Miller)	31-4-1	3-0, CHAMPION
2008	Harvard (Katey Stone)	31-1-0	1-1, Third Place (Tied)
2009	Wisconsin (Mark Johnson)	31-2-5	3-0, CHAMPION
2009	Minnesota (Brad Frost)	31-4-3	1-1, Third Place (Tied)

...HAD THE HIGHEST WINNING PERCENTAGES

Year	Team (Coach)	Record	Pct.*	Tournament Result
2008	Harvard (Katey Stone)	31-1	.969	1-1, Third Place (Tied)
2007	Mercyhurst (Michael Sisti)	32-1-3	.930	0-1
2006	New Hampshire (Brian McCloskey)	32-2-1	.929	1-1, Third Place (Tied)
2007	Wisconsin (Mark Johnson)	33-1-4	.921	3-0, CHAMPION
2005	Minnesota (Laura Halldorson)	33-2-2	.919	3-0, CHAMPION
2003	Minn. Duluth (Shannon Miller)	29-3	.906	2-0, CHAMPION
2008	New Hampshire (Brian McCloskey)	32-3-1	.903	1-1, Third Place (Tied)
2010	Mercyhurst (Michael Sisti)	29-2-3	.897	1-1, Third Place (Tied)
2004	Harvard (Katey Stone)	29-3-1	.894	1-1, Second Place
2001	Dartmouth (Judy Oberting)	26-3-1	.883	0-2, Fourth Place
2006	Wisconsin (Mark Johnson)	33-4-1	.882	3-0, CHAMPION
2009	Wisconsin (Mark Johnson)	31-2-5	.882	3-0, CHAMPION

*Ties computed as half won, half lost.

...HAD THE MOST LOSSES

Year	Team (Coach)	Record	Tournament Result
2006	Harvard (Katey Stone)	18-12-4	0-1, First Round
2010	Clarkson (Matt & Shannon Desrosiers)	23-11-5	0-1, First Round
2009	St. Lawrence (Chris Wells)	24-10-3	0-1, First Round
2007	Minn. Duluth (Shannon Miller)	22-10-4	Second Place
2005	Providence (Bob Deraney)	21-10-5	0-1, First Round
2006	Minnesota (Laura Halldorson)	27-10-1	2-1, Second Place
2001	Harvard (Katey Stone)	23-9	1-1, Third Place
2004	St. Lawrence (Paul Flanagan)	27-9-1	1-1, Third Place
2007	Boston College (Tom Mutch)	23-9-2	1-1, Third Place (Tied)
2009	Dartmouth (Mark Hudak)	20-9-4	0-1, First Round

...HAD THE LOWEST WINNING PERCENTAGES

Year	Team (Coach)	Record	Pct.*	Tournament Result
2006	Harvard (Katey Stone)	18-12-4	.588	0-1, First Round
2010	Boston U. (Brian Durocher)	17-8-12	.622	0-1, First Round
2005	Providence (Bob Deraney)	21-10-5	.653	0-1, First Round
2010	Clarkson (Matt & Shannon Desrosiers)	23-11-5	.654	0-1, First Round
2008	Dartmouth (Mark Hudak)	18-8-6	.656	0-1, First Round
2007	Minn. Duluth (Shannon Miller)	22-10-4	.667	2-1, Second Place
2009	Dartmouth (Mark Hudak)	20-9-4	.667	0-1, First Round
2010	Cornell (Doug Derrrough)	19-8-6	.667	2-1, Second Place
2010	New Hampshire (Brian McCloskey)	19-8-5	.672	0-1, First Round
2009	St. Lawrence (Chris Wells)	24-10-3	.689	0-1, First Round

*Ties computed as half won, half lost.

...HAD THE MOST TIES

Year	Team (Coach)	Record	Tournament Result
2010	Boston U. (Brian Durocher)	17-8-12	0-1, First Round
2006	Mercyhurst (Michael Sisti)	23-7-6	0-1, First Round
2008	Dartmouth (Mark Hudak)	18-8-6	0-1, First Round
2010	Cornell (Doug Derrrough)	19-8-6	2-1, Second Place
2002	Minnesota (Laura Halldorson)	28-3-5	0-1-1, Third Place (Tied)
2005	St. Lawrence (Paul Flanagan)	26-7-5	2-1, Third Place
2005	Providence (Bob Deraney)	21-10-5	0-1, First Round
2007	New Hampshire (Brian McCloskey)	28-3-5	0-1, First Round
2009	Wisconsin (Mark Johnson)	31-2-5	3-0, CHAMPION
2009	New Hampshire (Brian McCloskey)	24-5-5	0-1, First Round
2009	Boston College (Katie King)	22-8-5	0-1, First Round
2010	Minnesota (Brad Frost)	25-8-5	1-1, Third Place (Tied)
2010	Harvard (Katey Stone)	20-7-5	0-1, First Round
2010	New Hampshire (Brian McCloskey)	19-8-5	0-1, First Round
2010	Clarkson (Matt & Shannon Desrosiers)	23-11-5	0-1, First Round

Seeding History

The National Collegiate Women's Ice Hockey Committee seeded all four teams from 2001 to 2004. After the bracket extended to eight teams in 2005, only two teams were seeded. In 2007, it went back to a four-team seeding.

Farthest Seeds Have Advanced

(2001-10)

Seed	Best Finish
#1	CH—Minn. Duluth 2003, Minnesota 2004, Minnesota 2005, Wisconsin 2007, Wisconsin 2009
#2	CH—Minn. Duluth 2001-02-08-10, Wisconsin 2006
#3	2d—Mercyhurst 2009
#4	2d—St. Lawrence 2001

How the Seeds Have Fared...

ROUND-BY-ROUND—2001-10

Seed	QF	NSF	N3d	CH	Total
#1	6-0	5-6	0-1-2	5-0	16-7-2
#2	4-2	8-1	0-0	5-3	17-6
#3	3-1	1-5	2-1	0-1	6-8
#4	0-4	1-2	1-1	0-1	2-8
Total	13-7	15-14	3-3-2	10-5	41-29-2

Won-Lost-Tied Records of Seeds

Year	#1	#2	#3	#4
2001	0-2	2-0	1-1	1-1
2002	0-2-2	3-1	0-0	0-0
2003	2-0	1-1	0-2	1-1
2004	2-0	1-1	1-1	0-2
2005	3-0	0-1	0-0	0-0
2006	1-1	3-0	0-0	0-0
2007	3-0	0-1	0-1	0-1
2008	1-1	3-0	1-1	0-1
2009	3-0	1-1	2-1	0-1
2010	1-1	3-0	1-1	0-1
Total	16-7-2	17-6	6-8	2-8

Annual Scoring Leaders

Year	Player, School	Goals	Assists	Points
2001	Maria Rooth, Minn. Duluth	4	2	6
2002	Kristy Zamora, Brown	3	0	3
2003	Caroline Ouellette, Minn. Duluth	2	2	4
	Julie Chu, Harvard	2	2	4
	Hanne Sikio, Minn. Duluth	3	1	4
2004	Krissy Wendell, Minnesota	4	4	8
2005	Natalie Darwitz, Minnesota	3	9	12
2006	Bobbi Ross, Minnesota	4	0	4
2007	Sara Bauer, Wisconsin	1	6	7
2008	Haley Irwin, Minn. Duluth	1	5	6
2009	Hilary Knight, Wisconsin	5	7	12
2010	Emily West, Minnesota	3	2	5
	Emmanuelle Blais, Minn. Duluth	3	2	5

NCAA Women’s Ice Hockey Championship Committee

Chairs

(CHRONOLOGICAL)

Name	Affiliation	Years
Carolyn Campbell-McGovern	Ivy Group	2001-04
Steve Metcalf	New Hampshire	2005-06
Zafir Bludevich	St. Michael's.....	2007-08
Jeffrey Schulman.....	Vermont.....	2009-10
*Chris Schneider.....	Ohio St.	2011

* Current chairperson

Coaching Facts

TOURNAMENT APPEARANCES

- 9—Shannon Miller, Minn. Duluth, 2001-02-03-05-06-07-08-09-10
- 8—Katey Stone, Harvard, 2001-03-04-05-06-07-08-10
- 6—Paul Flanagan, St. Lawrence, 2001-04-05-06-07-08
- 6—Michael Sisti, Mercyhurst, 2005-06-07-08-09-10
- 5—Laura Halldorson, Minnesota, 2002-03-04-05-06
- 5—Mark Hudak, Dartmouth, 2004-05-07-08-09
- 5—Mark Johnson, Wisconsin, 2005-06-07-08-09
- 5—Brian McCloskey, New Hampshire, 2006-07-08-09-10
- 3—Brad Frost, Minnesota, 2008-09-10
- 2—Judy Oberting, Dartmouth, 2001-03

CONSECUTIVE TOURNAMENT APPEARANCES

- 6—Shannon Miller, Minn. Duluth, 2005-10
- 6—Michael Sisti, Mercyhurst, 2005-10
- 6—Katey Stone, Harvard, 2003-08
- 5—Laura Halldorson, Minnesota, 2002-06
- 5—Mark Johnson, Wisconsin, 2005-09
- 5—Brian McCloskey, New Hampshire, 2006-10
- 4—Paul Flanagan, St. Lawrence, 2004-07

TOURNAMENT WINS

- 15—Shannon Miller, Minn. Duluth, 2001-10
- 11—Mark Johnson, Wisconsin, 2006-09
- 7—Laura Halldorson, Minnesota, 2002-06
- 6—Paul Flanagan, St. Lawrence, 2001-08
- 6—Katey Stone, Harvard, 2001-08

TOURNAMENT WINNING PERCENTAGE

(Min. four games)

- .846—Mark Johnson, Wisconsin, 2005-09 (11-2)
- .789—Shannon Miller, Minn. Duluth, 2001-10 (15-4)
- .625—Laura Halldorson, Minnesota, 2001-06 (7-4-1)
- .500—Paul Flanagan, St. Lawrence, 2001-08 (6-6)
- .429—Katey Stone, Harvard, 2001-10 (6-8)

Roster

(ALPHABETICAL)

Name	Affiliation	Years
Jackie Barto	Ohio St.	2001-05
Zafir Bludevich	St. Michael's.....	2005-08
Carolyn Campbell-McGovern	Ivy Group	2001-04
Laura Halldorson.....	Minnesota.....	2005-08
*Nate Handrahan.....	Robert Morris	2008-11
Karen Kay.....	New Hampshire	2001-02
*Megan McHugo	Ivy Group	2011
Steve Metcalf	New Hampshire	2002-06
*Shannon Miller.....	Minn. Duluth	2001-04, 2010-11
Frank O'Brien	Wis.-Stevens Point.....	2001
Russell Reilly	Middlebury	2001
*Chris Schneider.....	Ohio St.	2008-11
Jeffrey Schulman.....	Vermont.....	2007-10
Katey Stone	Harvard	2005-08
Jeff Vizenor.....	Minn. St. Mankato	2008-09

*Current member.

FROZEN FOUR APPEARANCES

- 7—Shannon Miller, Minn. Duluth, 2001-10
- 5—Laura Halldorson, Minnesota, 2002-06
- 5—Paul Flanagan, St. Lawrence, 2001-07
- 5—Katey Stone, Harvard, 2001-08
- 4—Mark Johnson, Wisconsin, 2006-09
- 2—Judy Oberting, Dartmouth, 2001-03
- 2—Mark Hudak, Dartmouth, 2004-05
- 2—Michael Sisti, Mercyhurst, 2009-10

CONSECUTIVE FROZEN FOUR APPEARANCES

- 5—Laura Halldorson, Minnesota, 2002-06
- 4—Paul Flanagan, St. Lawrence, 2004-07
- 4—Mark Johnson, Wisconsin, 2006-09
- 4—Shannon Miller, Minn. Duluth, 2007-10
- 3—Shannon Miller, Minn. Duluth, 2001-03
- 3—Katey Stone, Harvard, 2003-05

FROZEN FOUR WINS

- 11—Shannon Miller, Minn. Duluth, 2001-10 (11-2)
- 5—Laura Halldorson, Minnesota, 2002-06 (5-4-1)
- 7—Mark Johnson, Wisconsin, 2006-09 (7-1)
- 4—Katey Stone, Harvard, 2001-08 (4-5)
- 3—Paul Flanagan, St. Lawrence, 2001 (3-4)

FROZEN FOUR WINNING PERCENTAGE

(Min. four games)

- .875—Mark Johnson, Wisconsin, 2006-09 (7-1)
- .846—Shannon Miller, Minn. Duluth, 2001-10 (11-2)
- .555—Laura Halldorson, Minnesota, 2002-06 (5-4-1)
- .444—Katey Stone, Harvard, 2001-08 (4-5)
- .428—Paul Flanagan, St. Lawrence, 2001-07 (3-4)

NCAA CHAMPIONSHIPS

- 5—Shannon Miller, Minn. Duluth, 2001-02-03-08-10
- 3—Mark Johnson, Wisconsin, 2006-07-09
- 2—Laura Halldorson, Minnesota, 2004-05

Team-By-Team Won-Lost-Tied Records

(Note: Third-place game discontinued after 2005. Since then, both teams defeated in the semifinals are awarded third place.)

By Coach

(16 TEAMS)

Coch (Alma Mater) Yrs. in Tourn.	Yrs.	W	L	Ti	CH	2d	3d	4th
BOSTON COLLEGE								
Tom Mutch (Northeastern '92), 2007.....	1	1	1	0	0	0	1	0
Katie King (Brown '97), 2009.....	1	0	1	0	0	0	0	0
TOTAL	2	1	2	0	0	0	1	0
BOSTON U.								
Brian Durocher (Boston U. '78) 2010.....	0	0	1	0	0	0	0	0
TOTAL	0	0	1	0	0	0	0	0
BROWN								
Digit Murphy (Cornell '93) 2002.....	1	1	1	0	0	1	0	0
TOTAL	1	1	1	0	0	1	0	0
CLARKSON								
*Matt Desrosiers (St. Lawrence '01) 2010.....	1	0	1	0	0	0	0	0
*Shannon Desrosiers (St. Lawrence '03) 2010.....	1	0	1	0	0	0	0	0
TOTAL	1	0	1	0	0	0	0	0
CORNELL								
Doug Derrough (Cornell '91) 2010.....	1	2	1	0	0	1	0	0
TOTAL	1	2	1	0	0	1	0	0
DARTMOUTH								
Judy Oberting (Dartmouth '91) 2001, 03.....	2	1	3	0	0	0	1	1
Mark Hudak (Army '89) 2004, 05, 07, 08, 09.....	5	1	7	0	0	0	0	2
TOTAL	7	2	10	0	0	0	1	3
HARVARD								
Katey Stone (New Hampshire '89) 2001, 03, 04, 05, 06, 07, 08, 10.....	8	6	8	0	0	3	2	0
TOTAL	8	6	8	0	0	3	2	0

MERCYHURST

Michael Sisti (Canisius '90) 2005, 06, 07, 08, 09, 10.....	6	3	6	0	0	1	1	0
TOTAL	6	3	6	0	0	1	1	0

MINNESOTA

Laura Halldorson (Princeton '85) 2002, 03, 04-CH, 05-CH, 06.....	5	7	4	1	2	1	1	1
Brad Frost (Bethel [MN], '96) 2008, 09, 10.....	3	2	3	0	0	0	2	0
TOTAL	8	9	7	1	2	1	3	1

MINN. DULUTH

Shannon Miller (Saskatchewan '85) 2001-CH, 02-CH, 03-CH, 05, 06, 07, 08-CH, 09, 10-CH.....	9	15	4	0	5	1	1	0
TOTAL	9	15	4	0	5	1	1	0

NEW HAMPSHIRE

Brian McCloskey (Dartmouth '77) 2006, 07, 08, 09, 10.....	5	2	5	0	0	0	2	0
TOTAL	5	2	5	0	0	0	2	0

NIAGARA

Margot Page (McMaster '87) 2002.....	1	0	1	1	0	0	1	0
TOTAL	1	0	1	1	0	0	1	0

PRINCETON

Jeff Kampersal (Princeton '92) 2006.....	1	0	1	0	0	0	0	0
TOTAL	1	0	1	0	0	0	0	0

PROVIDENCE

Bob Deraney (Boston U. '87) 2005.....	1	0	1	0	0	0	0	0
TOTAL	1	0	1	0	0	0	0	0

ST. LAWRENCE

Paul Flanagan (St. Lawrence '85) 2001, 04, 05, 06, 07, 08.....	6	6	6	0	0	1	4	0
Chris Wells (St. Lawrence '92) 2009.....	1	0	1	0	0	0	0	0
TOTAL	7	6	7	0	0	1	4	0

WISCONSIN

Mark Johnson (Wisconsin '94) 2005, 06-CH, 07-CH, 08, 09-CH.....	5	11	2	0	3	1	0	0
TOTAL	5	11	2	0	3	1	0	0

CH—NCAA championships.

*Co-head coaches.

All-Time Coaches

(21 COACHES)

Coch (Alma Mater) School, Years in Tournament

Coch (Alma Mater) School, Years in Tournament	Yrs.	Won	Lost	Tied	Pct.	CH	FF
Bob Deraney (Boston U. '87) Providence 2005.....	1	0	1	0	.000	0	0
Matt Desrosiers (St. Lawrence '01) Clarkson 2010.....	1	0	1	0	.000	0	0
Shannon Desrosiers (St. Lawrence '03) Clarkson 2010.....	1	0	1	0	.000	0	0
Doug Derrough (Cornell '91) Cornell 2010.....	1	2	1	0	.667	0	1
Brian Durocher (Boston U. '78) Boston U. 2010.....	1	0	1	0	.000	0	0
Paul Flanagan (St. Lawrence '85) St. Lawrence 2001, 04, 05, 06, 07, 08.....	6	6	6	0	.500	0	5
Brad Frost (Bethel [MN] '96) Minnesota 2008, 09, 10.....	3	2	3	0	.400	0	2
Laura Halldorson (Princeton '85) Minnesota 2002, 03, 04-CH, 05-CH, 06.....	5	7	4	1	.625	2	5
Mark Hudak (Army '89) Dartmouth 2004, 05, 07, 08, 09.....	5	1	7	0	.125	0	2
Mark Johnson (Wisconsin '94) Wisconsin 2005, 06-CH, 07-CH, 08, 09-CH.....	5	11	2	0	.846	3	4
Jeff Kampersal (Princeton '92) Princeton 2006.....	1	0	1	0	.000	0	0
Katie King (Brown '97) Boston College 2009.....	1	0	1	0	.000	0	0
Brian McCloskey (Dartmouth '77) New Hampshire 2006, 07, 08, 09, 10.....	5	2	5	0	.286	0	2
Shannon Miller (Saskatchewan '85) Minn. Duluth 2001-CH, 02-CH, 03-CH, 05, 06, 07, 08-CH, 09, 10-CH.....	9	15	4	0	.789	5	7
Digit Murphy (Cornell '93) Brown 2002.....	1	1	1	0	.500	0	1
Tom Mutch (Northeastern '92) Boston College 2007.....	1	1	1	0	.500	0	1
Judy Oberting (Dartmouth '91) Dartmouth 2001, 03.....	2	1	3	0	.250	0	2
Margot Page (McMaster '87) Niagara 2002.....	1	0	1	1	.250	0	1
Michael Sisti (Canisius '90) Mercyhurst 2005, 06, 07, 08, 09, 10.....	6	3	6	0	.333	0	2
Katey Stone (New Hampshire '89) Harvard 2001, 03, 04, 05, 06, 07, 08, 10.....	8	6	8	0	.429	0	5
Chris Wells (St. Lawrence '92) St. Lawrence 2009.....	1	0	1	0	.000	0	0

CH—NCAA championships; FF—Frozen Four appearances.

2001 CHAMPIONSHIP GAME, March 25 at Minneapolis**MINN. DULUTH 4, ST. LAWRENCE 2**

2001 Minn. Duluth — Team members: Tuula Puputti, Jenny Hempel, Leah Wrazidlo, Erika Holst, Joanne Eustace, Hanne Sikio, Kellie Frick, Navada Russell, Brittny Ralph, Tricia Guest, Laurie Alexander, Sheena Podovinnikoff, Michelle McAteer, Sanna Peura, Shannon Mikel, Maria Rooth, Jessi Flink, Jenni Venho, Satu Kiipeli, Riana Burke, Jessica Smith, Pamela Pachal. Head Coach: Shannon Miller. Assistant Coaches: Stacy Wilson, Shawna Davidson, Manon Rheaume. Athletic Trainer: Deanna Skandel. Equipment Manager: Rick Menz. Sports Information: Ira Turunen.

St. Lawrence	1	0	1	—	2
Minn. Duluth	1	2	1	—	4

First Period: ST — Amanda Sargeant (Jessica Wilson, Shannon Smith), 11:22 (pp); MD — Jennifer Hempel (Navada Russell), 17:40. **Penalties:** MD — Hempel (high-sticking), 11:03; ST — Colleen Coakley (holding), 15:13.

Second Period: MD — Maria Rooth (Russell), 5:36; MD — Hanne Sikio (Sanna Peura), 16:05. **Penalties:** ST — Gina Kingsbury (holding), 7:31; MD — Brittny Ralph (hooking), 8:35; ST — Isabelle Chartrand (body checking), 9:29.

Third Period: MD — Laurie Alexander (Rooth), 5:22. ST — Chartrand (Kingsbury), 19:06 (pp). **Penalties:** MD — Bench (delay of game), :00; MD — Russell (interference), 18:30.

Shots on goal: St. Lawrence 12-2-17 — 31; Minn. Duluth 15-13-8 — 36. **Saves:** St. Lawrence (Rachel Barrie) 32; Minn. Duluth (Tuula Puputti) 30. **Total Penalties:** St. Lawrence 3 for 6 minutes; Minn. Duluth 4 for 8 minutes. **Power plays:** St. Lawrence 2 for 3; Minn. Duluth 0 for 3. **Officials:** Referee — Eric Schmakel. Assistant Referees — Pat Silva, Julie Piacentini. **Attendance** — 3,079.

2002 CHAMPIONSHIP GAME, March 24 at Durham, New Hampshire**MINN. DULUTH 3, BROWN 2**

Brown	1	1	0	—	2
Minn. Duluth	1	1	1	—	3

First Period: B — Kristy Zamora (Jessica Link), 11:26; MD — Kristina Petrovskaia (Tricia Guest), 13:11. **Penalties:** MD — Petrovskaia (interference), 6:23; B — Marguerite McDonald (charging), 8:24; MD — Jenny Hempel (high-sticking), 15:10; B — Mandy McCurdy (body checking), 17:31.

Second Period: MD — Erika Holst (Laurie Alexander), 11:09; B — Zamora (Kerry Nugent, Link), 13:59. **Penalties:** B — Cassie Turner (roughing), :48; MD — Joanne Eustace (obstruction-interference), 12:19; B — Meredith Ostrander (cross-checking), 13:23.

Third Period: MD — Guest (unassisted), 15:04. **Penalties:** MD — Alexander (holding), 6:54.

Shots on goal: Brown 8-11-16 — 35; Minn. Duluth 14-10-7 — 31. **Saves:** Brown (Pam Dreyer) 28; Minn. Duluth (Patricia Soutter) 33. **Total Penalties:** Brown 4 for 8 minutes; Minn. Duluth 4 for 8 minutes. **Power plays:** Brown 0 for 4; Minn. Duluth 0 for 4. **Officials:** Referee — Bob Ritchie; Assistant Referees — Lisa Schlatter, Kelli O'Brian. **Attendance:** 3,102.

2002 Minn. Duluth — Front row (left to right): Patricia Sautter, Jessi Flink, Jenny Hempel, Maria Rooth, Tuula Puputti, Navada Russell, Shannon Mikel, Michelle McAteer, Maghan Grahn. Middle row: Women's Hockey Sports Information Director Ira Turunen, Athletic Trainer Deanna Peterson, Equipment Manager Rick Menz, Satu Kiipeli, Erika Holst, Laurie Alexander, Hanne Sikio, Julianne Vasichuk, Jessica Smith, Tricia Guest, Assistant Coach Shawna Davidson, Assistant Coach Stacy Wilson, Head Coach Shannon Miller. Back row: Nora Tallus, Julie Fearing, Meghan Stotts, Joanne Eustace, Larissa Luther, Leah Kasper, Kristina Petrovskaia, Heather Tudahl.

2003 CHAMPIONSHIP GAME, March 23 at Duluth, Minnesota**MINN. DULUTH 4, HARVARD 3 (2 OT)**

Harvard	0	3	0	0	0	—	3
Minn. Duluth	2	1	0	0	1	—	4

First Period: MD — Caroline Ouellette (Jenny Potter), 5:17; MD — Hanne Sikio (unassisted), 12:30. **Penalties:** MD — Julianne Vasichek (body checking), 2:08; H — Angela Ruggiero (obstruction-interference), 3:11.


Second Period: H — Jennifer Botterill (unassisted), :21; H — Lauren McAuliffe (Nicole Corriero, Jamie Hagerman), :44; H — Corriero (Hagerman, Ashley Banfield), 14:46; MD — Sikio (Joanne Eustace), 17:34. **Penalties:** H — Ruggiero (roughing), 1:47; MD — Nora Tallus (roughing), 1:47; H — McAuliffe (delay of game), 2:33; MD — Tallus (obstruction-interference), 12:45; H — Hagerman (tripping), 16:17; MD — Tallus (roughing), 17:03; H — Julie Chu (roughing), 18:07; MD — Tricia Guest (roughing), 18:07.

Third Period: No scoring. **Penalties:** MD — Larissa Luther (cross-checking), 1:53; H — Ruggiero (holding), 4:54; MD — Tallus (boarding), 5:55; H — Ruggiero (interference), 15:05; H — Ruggiero (misconduct), 15:05; MD — Vasichek (holding), 15:17.

First Overtime: No Scoring. **Penalties:** None.

Second Overtime: MD — Tallus (Erika Holst, Eustace), 4:19. **Penalties:** None.

Shots on goal: Harvard 5-11-12-14-2 — 44; Minn. Duluth 5-13-10-10-3 — 41. **Saves:** Harvard (Jessica Ruddock) 37; Minn. Duluth (Patricia Sautter) 41. **Total Penalties:** Harvard 8 for 24 minutes; Minn. Duluth 8 for 16 minutes. **Power plays:** Harvard 0 for 6; Minn. Duluth 0 for 5. **Officials:** Referee — Brad Shepherd; Assistant Referees — Danyel Howard, Pat Silva. **Attendance:** 5,167.



2003 Minn. Duluth — Front row (left to right): Lisa Hagen, Joanne Eustace, Nevada Russell, Maria Rooth, Patricia Sautter, Hanne Sikio, Erika Holst, Michelle McAteer, Jenny Hempel, Shannon Kasperek. Middle row: Women's Hockey Sports Information Director Ira Turunen, Athletic Trainer Deanna Peterson, Equipment Manager Rick Menz, Larissa Luther, Satu Kiipeli, Caroline Ouellette, Julianne Vasichek, Tricia Guest, Bethany Petersen, Julie Fearing, Assistant Coach Shawna Davidson, Assistant Coach Stacy Wilson, Head Coach Shannon Miller. Back row: Nora Tallus, Krista McArthur, Amelia Hradsky, Meghan Stotts, Leah Kasper, Kristina Petrovskaja, Jenny Potter.

2004 CHAMPIONSHIP GAME, March 28 at Providence, Rhode Island**MINNESOTA 6, HARVARD 2**

Harvard	1	1	0	—	2
Minnesota	0	2	4	—	6

First Period: H — Katherine Sweet (Caitlin Cahow, Katie Johnston), 12:48. **Penalties:** H — Lindsay Weaver (tripping), 4:27; M — Allie Sanchez (obstruction-holding), 10:45; H — Weaver (high-sticking), 13:40.

Second Period: M — Natalie Darwitz (Kelly Stephens, Krissy Wendell), 4:51; H — Nicole Corriero (Angela Ruggiero), 12:21; M — Andrea Nichols (La Toya Clarke), 17:49. **Penalties:** M — Stephens (obstruction-interference), 11:17; H — Weaver (checking), 14:26; M — Sanchez (high-sticking), 14:26; M — Stephens (checking), 15:05.

Third Period: M — Darwitz (Wendell), :09; M — Stephens (Darwitz, Wendell), :41; M — Wendell (Stephens), 6:54; M — Darwitz (Ashley Albrecht), 12:59. **Penalties:** M — Melissa Coulombe (tripping), 1:56; H — Julie Chu (hooking), 7:44; M — Wendell (tripping), 10:11.

Shots on goal: Harvard 7-12-14 — 33; Minnesota 13-16-11 — 40. **Saves:** Harvard (Ali Boe) 34; Minnesota (Jody Horak) 31. **Total Penalties:** Harvard 4 for 8 minutes; Minnesota 6 for 12 minutes. **Power plays:** Harvard 1 for 5; Minnesota 0 for 3. **Officials:** Referee — Kevin Keenan; Assistant Referees — Ray Doocy, Ron Storey. **Attendance:** 3,522.



2004 Minnesota — Front row (left to right): Jody Horak, Goalie Coach Jeff Moen, Assistant Coach Joel Johnson, La Toya Clarke, Kelsey Bills, Head Coach Laura Halldorson, Assistant Coach Brad Frost, Brenda Reinen. Middle row: Athletic Trainer Amy Hamilton, Natalie Darwitz, Ashley Albrecht, Kelly Stephens, Chelsey Brodt, Melissa Coulombe, Becky Wacker, Stacy Troumbly, Andrea Nichols, Equipment Manager Bonnie Olein. Back row: Lyndsay Wall, Jerilyn Glenn, Krista Johnson, Allie Sanchez, Noelle Sutton, Krissy Wendell, Danielle Ashley, Maggie Souba.

2005 CHAMPIONSHIP GAME, March 27 at Durham, New Hampshire

MINNESOTA 4, HARVARD 3



2005 Minnesota — Front row (left to right): Jody Horak, Assistant Coach Charlie Burggraf, Volunteer Assistant Coach Jeff Moen, Kelly Stephens, Krissy Wendell, Head Coach Laura Halldorson, Assistant Coach Brad Frost, Brenda Reinen. Middle row: Athletic Trainer Amy Hamilton, Natalie Darwitz, Jenelle Philipczyk, Chelsey Brodt, Ashley Albrecht, Maggie Souba, Whitney Graft, Becky Wacker, Stacy Troumbly, Andrea Nichols, Natalie Lammé, Equipment Manager Bonnie Olein. Back row: Liz Palkie, Lyndsay Wall, Noelle Sutton, Anya Miller, Allie Sanchez, Krista Johnson, Erica McKenzie, Bobbi Ross.

Harvard	0	2	1	—	3
Minnesota	1	2	1	—	4

First Period: M — Krissy Wendell (Natalie Darwitz), 17:24. **Penalties:** M — Bobbi Ross (interference), 4:23; M — Ross (checking), 6:37; H — Jennifer Skinner (interference), 7:43.

Second Period: H — Jennifer Sifers (Carrie Schroyer), :46; M — Lyndsay Wall (Darwitz, Kelly Stephens), 7:58; H — Sarah Vaillancourt (Nicole Corriero, Julie Chu), 10:33; M — Ashley Albrecht (Wendell, Darwitz), 18:02. **Penalties:** H — Lindsay Weaver (high-sticking), 6:18; H — Weaver (high-sticking), 8:29; M — Darwitz (high-sticking), 9:29.

Third Period: H — Caitlin Cahow (Chu, Vaillancourt), 13:54; M — Darwitz (Stephens), 18:52. **Penalties:** M — Chelsey Brodt (checking), :57; M — Wendell (checking), 12:28.

Shots on goal: Harvard 9-12-5 — 26; Minnesota 6-14-4 — 24. **Saves:** Harvard (Ali Boe) 20; Minnesota (Jody Horak) 23. **Total Penalties:** Harvard 3 for 6 minutes; Minnesota 5 for 10 minutes. **Power plays:** Harvard 2 for 5; Minnesota 1 for 3. **Officials:** Referee — Ed Boyle; Assistant Referees — Pat Silva, Kelli O'Brian. **Attendance:** 2,056.

2006 CHAMPIONSHIP GAME, March 26 at Minneapolis

WISCONSIN 3, MINNESOTA 0



2006 Wisconsin — Front row (left to right): Meghan Horras, Nikki Burish, Cyndy Kenyon, Jessie Vetter, Sharon Cole, Phoebe Monteleone, Sara Bauer, Meaghan Mikkelsen. Middle row: Erika Lawler, Mikka Nordby, Rachel Bible, Heidi Kletzien, Angie Keseley, Grace Hutchins, Alycia Matthews, Bobbi-Jo Slusar, Emily Morris. Back row: Christine Dufour, Tia Hanson, Jinelle Zaugg, Kristen Witting, Kayla Hagen.

Minnesota	0	0	0	—	0
Wisconsin	2	1	0	—	3

First Period: W — Jinelle Zaugg (Cyndy Kenyon, Bobbi-Jo Slusar), 9:56 (pp); W — Grace Hutchins (Nikki Burish), 10:26. **Penalties:** W — Burish (interference), 5:17; M — Anya Miller (holding), 9:17; W — Burish (hooking), 12:26; M — Bobbi Ross (interference), 16:37.

Second Period: W — Zaugg (Sara Bauer, Kenyon), 9:08 (pp). **Penalties:** W — Emily Morris (tripping), 1:04; M — Miller (holding), 2:09; M — Liz Palkie (hooking), 7:23; W — Angie Keseley (hooking), 9:13; M — Andrea Nichols (goaltender interference), 16:21; W — Meaghan Mikkelsen (roughing), 16:21.

Third Period: No scoring. **Penalties:** W — Hanson (hooking), 6:53.

Shots on goal: Minnesota 10-7-14 — 31; Wisconsin 10-5-4 — 19. **Saves:** Minnesota (Brittany Chartier) 16; Wisconsin (Jessie Vetter) 31. **Total Penalties:** Minnesota 5 for 10 minutes; Wisconsin 6 for 12 minutes. **Power plays:** Minnesota 0 for 5; Wisconsin 2 for 4. **Officials:** Referee — Jay Mendel; Assistant Referees — Tina Simonson, Pat Silva. **Attendance:** 4,701.

2007 CHAMPIONSHIP GAME, March 18 at Lake Placid, New York**WISCONSIN 4, MINN. DULUTH 1**

Minn. Duluth	0	1	0	—	1
Wisconsin	1	3	0	—	4

First Period: W — Jinelle Zaugg (Sara Bauer), 9:00 (pp). **Penalties:** MD — Tawni Mattila (body-checking), 7:02; W — Meaghan Mikkelsen (body-checking), 12:44.

Second Period: W — Erika Lawler (Meghan Duggan, Bauer), 7:24; W — Bauer (Mikkelsen), 11:56; MD — Emmanuelle Blais (Noemie Marin, Jill Sales), 14:23 (pp); W — Jasmine Giles (Lawler), 14:33. **Penalties:** W — Angie Keseley (interference), 3:50; MD — Bench (Too many players), 8:02; W — Kyla Sanders (interference), 13:27; MD — Jessica Koizumi (interference), 15:06; MD — Marin (diving), 16:31; W — Emily Morris (hooking), 16:31.

Third Period: Penalties: W — Keseley (hooking), 1:28.

Shots on goal: Minn. Duluth 6-8-4 — 18; Wisconsin 8-12-4 — 24. **Saves:** Minn. Duluth (Kim Martin) 20; Wisconsin (Jessie Vetter) 17. **Total Penalties:** Minn. Duluth 4 for 8 minutes; Wisconsin 5 for 10 minutes. **Power plays:** Minn. Duluth 1 for 4; Wisconsin 1 for 3. **Officials:** Referee — Dan Lick; Assistant Referees — Larry Legault, Todd Aldous. **Attendance:** 3,355.



2007 Wisconsin — Front row (left to right): Jessie Vetter, Kristen Witting, Heidi Kletzien, Bobbi-Jo Slusar, Christine Dufour, Sara Bauer, Phoebe Monteleone, Meaghan Mikkelsen, Alannah McCready. Middle row: Undergraduate Assistant Carla MacLeod, Undergraduate Assistant Sharon Cole, Undergraduate Assistant Molly Engstrom, Emily Morris, Angie Keseley, Jasmine Giles, Mikka Nordby, Jinelle Zaugg, Meghan Duggan, Alycia Matthews, Ally Strickler, Rachel Bible, Head Coach Mark Johnson, Assistant Coach Tracey Cornell, Goalie Coach Jeff Sanger. Back row: Manager Katlyn Arnett, Sports Information Director Adam Augustine, Equipment Manager Paul Hickman, Tia Hanson, Maria Evans, Kayla Hagen, Kyla Sanders, Emily Kranz, Erika Lawler, Strength Coach Jim Snider, Athletic Trainer Jen Pepoy, Assistant Coach Dan Koch.

2008 CHAMPIONSHIP GAME, March 22 at Duluth, Minnesota**MINN. DULUTH 4, WISCONSIN 0**

Wisconsin	0	0	0	—	0
Minn. Duluth	1	2	1	—	4

First Period: MD — Haley Irwin (Sara O'Toole, Jocelyne Larocque), 19:22. **Penalties:** W — Rachel Bible (tripping), 00:46; MD — Emmanuelle Blais (boarding), 2:16; MD — Laura Fridfinnson (hooking), 5:42; W — Bible (tripping), 8:37; MD — Team (too many players on ice), 17:07.

Second Period: MD — Blais (Fridfinnson, Jaime Rasmussen), 11:48 (pp); MD — O'Toole (unassisted), 18:24 (sh). **Penalties:** W — Meghan Duggan (hooking), 6:15; W — Kyla Sanders (slashing), 10:51; MD — Myriam Trepanier (high sticking), 13:07; MD — Elin Holmlov (interference), 17:25; MD — O'Toole (hooking), 19:26; W — Hilary Knight (charging), 19:57.

Third Period: MD — Karine Demeule (Tawni Mattila, Myriam Trepanier), 17:15 (en). **Penalties:** MD — Heidi Peltari (tripping), 4:39; W — Duggan (interference), 5:21; W — Jasmine Giles (cross-checking), 5:57; MD — Trepanier (diving), 5:57; MD — Sarah Murray (interference), 6:56; MD — Mattila (holding), 13:30; MD — Karine Demeule (elbowing), 18:49.

Shots on goal: Wisconsin 11-10-7 — 28; Minn. Duluth 6-12-6 — 24. **Saves:** Wisconsin (Jessie Vetter) 20; Minn. Duluth (Kim Martin) 28. **Total Penalties:** Wisconsin 7 for 14 minutes; Minn. Duluth 11 for 22 minutes. **Power plays:** Wisconsin 0 for 10; Minn. Duluth 1 for 6. **Officials:** Referee — Scott Leavitt; Assistant Referees — Ray Doocy, Ron Storey. **Attendance:** 4,031.



2008 Minn. Duluth — Front row (left to right): Johanna Ellison, Kim Martin. Second row: athletic trainer Brad Kern, Administrative Assistant Jill Sales, Emmanuelle Blais, Karine Demeule, Sara O'Toole. Third row: Myriam Trepanier, Heidi Peltari, Erin Olson, Jocelyne Larocque, Saara Tuominen, Jessica Hawkins, Head Coach Shannon Miller. Fourth row: Elin Holmlov, Tawni Mattila, Jaime Rasmussen, Amie Meyer, Sara Murray. Back row: Chancellor Dr. Kathryn Martin, Goaltender Coach Robb Stauber, Equipment Manager Rick Menz, Assistant Coach Caroline Ouellette, Equipment Manager Andy Rannels, Sports Information Director Kelly Grgas, Strength Coach Justin May, Haley Irwin, Tara Gray, Libby Guzzo, Samantha Hough, Athletic Director Bob Nielson, Laura Fridfinnson, Assistant Coach Julie Chu, Ilya Gavrilo, Athletic Trainer Amy Miller.

2009 CHAMPIONSHIP GAME, March 22 at Boston**WISCONSIN 5, MERCYHURST 0**

Mercyhurst	0	0	0	—	0
Wisconsin	0	3	2	—	5

First Period: Penalties: W — Brooke Ammerman (hooking), 5:33; M — Cassea Schols (checking), 18:44.

Second Period: W — Ammerman (Angie Keseley), 5:28; W — Meghan Duggan (Alycia Matthews, Erika Lawler), 8:48 (pp); W — Keseley (Lawler, Hilary Knight), 10:38. **Penalties:** M — Melissa Lacroix (tripping), :41; W — Olivia Jakiel (interference), 2:46; W — Knight (hooking), 6:25; M — Jesse Scanzano (hooking), 7:30; M — Kelley Steadman (roughing), 14:50; W — Mallory Deluce (roughing), 14:50; M — Schols (hooking), 15:33.

Third Period: W — Malee Windmeier (Jasmine Giles, Duggan), 3:26; W — Knight (Lawler, Keseley), 5:38. **Penalties:** W — Carolyne Prevost (tripping), 7:01; W — Rachel Bible (checking), 12:00; W — Bible (misconduct), 12:00; M — Bailey Bram (slashing), 12:19; W — Windmeier (hooking), 16:49; W — Matthews (hooking), 18:57.

Shots on goal: Mercyhurst 9-10-18 — 37; Wisconsin 7-16-9 — 32. **Saves:** Mercyhurst (Hilary Pattenden) 27; Wisconsin (Jessie Vetter) 37. **Total Penalties:** Mercyhurst 6 for 12 minutes; Wisconsin 9 for 26 minutes. **Power plays:** Mercyhurst 0 for 7; Wisconsin 1 for 5. **Officials:** Referees — Dean Gilbert, Derek Zuckerman; Assistant Referees — Todd Aldous, Larry Legault. **Attendance:** 2,437.

2009 Wisconsin — Front row (left to right): Alycia Matthews, Jessie Vetter, Angie Keseley. Second row: Carla Pentimone, Jasmine Giles, Erika Lawler, Kayla Hagen. Third row: Kelly Nash, Kyla Sanders, Emily Kranz, Malee Windmeier, Alannah McCready, Rachel Bible, Meghan Duggan. Fourth row: Olivia Jakiel, Maria Evans, Anne Dronen, Hilary Knight, Carolyne Prevost, Brittany Haverstock, Brooke Ammerman, Mallory Deluce, Nikki Kaasa, Assistant Coach Tracey Cornell, Student Manager Phoebe Turner. Back row: Team Doctor Alison Brooks, Student Manager Kate Borman, Team Trainer Jen Pepoy, Assistant Coach Dan Koch, Volunteer Video Assistant Adam Augustine, Volunteer Assistant Coach Mark Greenhalgh, Sports Information Director Jacqueline Boscacci, Director of Operations Paul Hickman, Mascot Bucky the Badger, Associate Athletic Director Sean Frazier, Head Coach Mark Johnson, Athletic Director Barry Alvarez.

2010 CHAMPIONSHIP GAME, March 21 at Minneapolis**MINN. DULUTH 3, CORNELL 2 (3 OT)**

Cornell	0	1	1	0	0	0	—	2
Minn. Duluth	0	0	2	0	0	0	1	3

First Period: Penalties: MD — Tara Gray (checking), 3:13; C — Karlee Overguard (tripping), 16:33.

Second Period: C — Melanie Jue (Lauriane Rougeau, Laura Fortino), 13:44 (pp). **Penalties:** MD — Vanessa Thibault (cth roughing), 1:22; C — Rougeau (tripping), 1:39; MD — Laura Fridfinnson (hooking), 2:35; C — Amanda Young (hooking), 7:04; MD — Jessica Wong (cross-checking), 11:23; MD — Jocelyne Larocque (cross-checking), 12:48; C — Kendice Ogilvie (checking), 19:11.

Third Period: MD — Emmanuelle Blais (Saara Tuominen, Jaime Rasmussen), :18 (pp); MD — Rasmussen (Tuominen, Audrey Cournoyer), 14:42 (pp); C — Jue (Fortino, Overguard), 16:30. **Penalties:** C — Jue (checking), 6:16; C — Laura Danforth (rth roughing), 13:59; C — Danforth (hooking), 16:42.

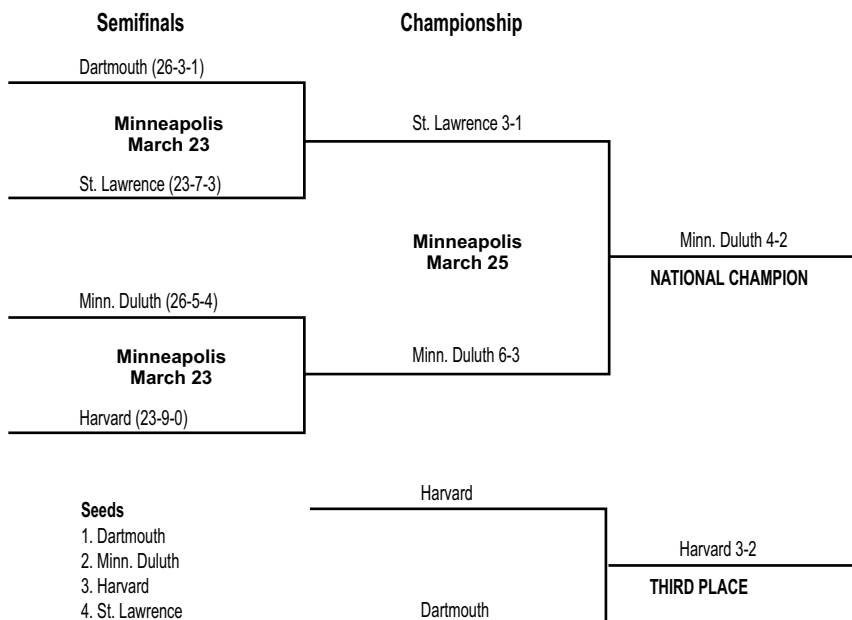
First Overtime: Penalties: MD — Rasmussen (checking), 5:25; C — Chelsea Karpenko (cth elbowing), 6:02.

Third Overtime: MD — Wong (Gray, Mariia Posa), 19:26. **Penalties:** C — Rougeau (tripping), 17:20.

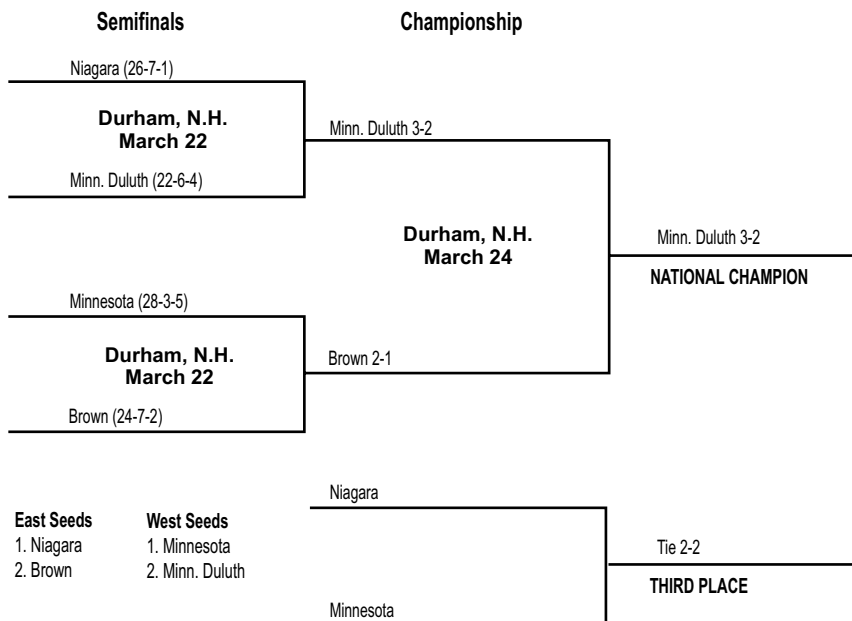
Shots on goal: Cornell 11-11-8-11-4-6 — 51; Minn. Duluth 9-8-11-12-10-14 — 64. **Saves:** Cornell (Amanda Mazzotta) 61; Minn. Duluth (Jennifer Harss) 49. **Total Penalties:** Cornell 9 for 18 minutes; Minn. Duluth 6 for 12 minutes. **Power plays:** Cornell 1 for 6; Minn. Duluth 2 for 8. **Officials:** Referees — Derek Zuckerman, Dan Lick; Assistant Referees — Alicia Hanrahan, Kristine Langley. **Attendance:** 1,473.

2010 Minn. Duluth — Front row (left to right): Lana Steck, Jennifer Harss, Laura Fridfinnson. Second row: Vanessa Thibault, Tara Gray, Saara Tuominen, Emmanuelle Blais, Jaime Rasmussen. Third row: Jessica Wong, Katie Gilderman, Jocelyne Larocque, Sarah Murray. Fourth row: Director of Hockey Operations Jennifer Banford, Amy Gilbertson, Mariia Posa, Stephanie Lenz, Audrey Cournoyer, Kacy Ambroz, Katie Wilson, Kirsti Hakala, Assistant Coach Michelle McAteer, Equipment Manager Julianne Vasichuk. Back row: Head Coach Shannon Miller, Libby Guzzo, Video Assistant Myriam Trepanier, Sports Information Director Kelly Grgas-Wheeler, Gina Dodge, Katherine Martin, Assistant Coach Laura Schuler, Goalkeeper Coach Brant Nicklin.


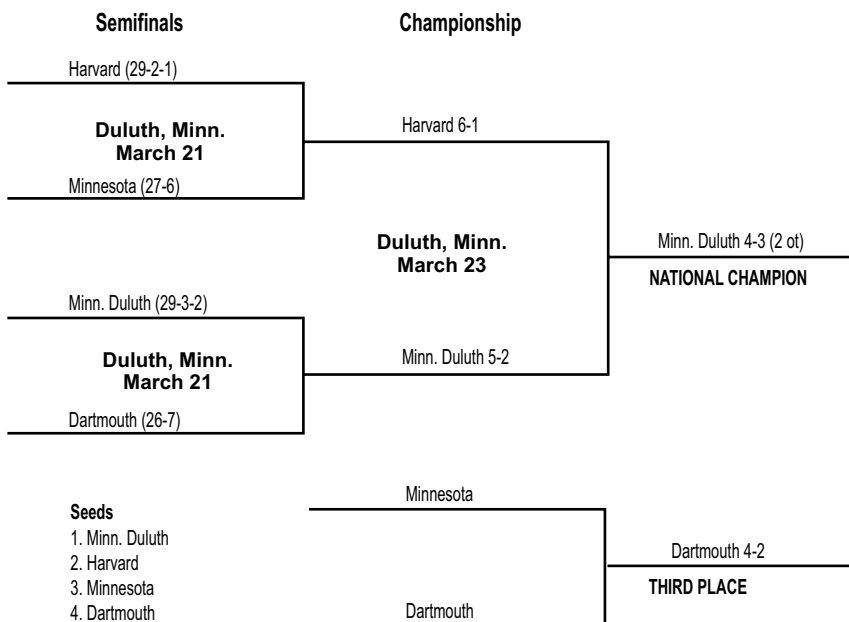
2001 Women's National Collegiate Championship Bracket



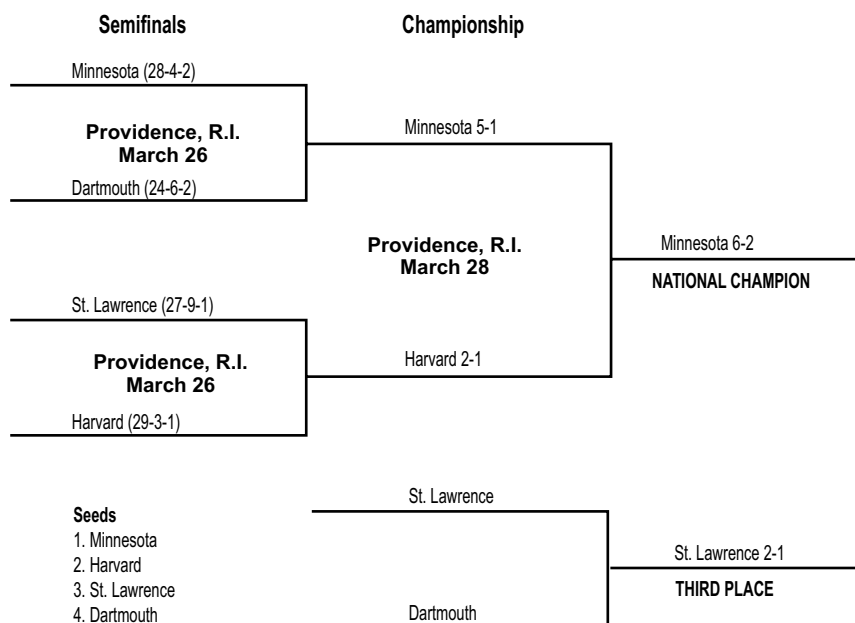
2002 Women's National Collegiate Championship Bracket



2003 Women's National Collegiate Championship Bracket



2004 Women's National Collegiate Championship Bracket



2005 Women's National Collegiate Championship Bracket



**Host institution.*

2006 Women's National Collegiate Championship Bracket



- Seeds
- 1. New Hampshire
 - 2. Wisconsin

**Host institution.*

2007 Women's National Collegiate Championship Bracket







2009 National Collegiate Women's Ice Hockey Championship

Quarterfinals

Semifinals

Championship







2011 National Collegiate Women's
**Ice Hockey
Championship**

Quarterfinals

Semifinals

Championship

