

WOMEN'S FROZEN FOUR RECORDS

Championship Results.....	163
Frozen Four Facts.....	164
Frozen Four Records.....	165
Women's Frozen Four Most Outstanding Players	170
All-Tournament Teams.....	171
Championship Game Records.....	172
Regional Records.....	175
Tournament Facts.....	179
Tournament Records.....	179
Tournament History.....	185
Seeding History.....	188
Annual Scoring Leaders.....	189
NCAA Women's Ice Hockey Championship Committee.....	190
Coaching Facts.....	191
Team-By-Team Won-Lost-Tied Records.....	192
All-Time Coaches.....	194
All-Time Champions.....	195
Brackets.....	204

CHAMPIONSHIP RESULTS

Year	Champion	Coach	Score	Runner-Up	3rd Place	4th Place	Site
2001	Minn. Duluth (28-5-4)	Shannon Miller	4-2	St. Lawrence	Harvard	Dartmouth	Minneapolis
2002	Minn. Duluth (24-6-4)	Shannon Miller	3-2	Brown	Niagara (tie)	Minnesota (tie)	Durham, N.H.
2003	Minn. Duluth (31-3-2)	Shannon Miller	4-3 (2 OT)	Harvard	Dartmouth	Minnesota	Duluth, Minn.
2004	Minnesota (30-4-2)	Laura Halldorson	6-2	Harvard	St. Lawrence	Dartmouth	Providence, R.I.
2005	Minnesota (36-2-2)	Laura Halldorson	4-3	Harvard	St. Lawrence	Dartmouth	Durham, N.H.
					Semifinalist*	Semifinalist*	
2006	Wisconsin (36-4-1)	Mark Johnson	3-0	Minnesota	New Hampshire	St. Lawrence	Minneapolis
2007	Wisconsin (36-1-4)	Mark Johnson	4-1	Minn. Duluth	Boston College	St. Lawrence	Lake Placid, N.Y.
2008	Minn. Duluth (34-4-1)	Shannon Miller	4-0	Wisconsin	Harvard	New Hampshire	Duluth, Minn.
2009	Wisconsin (34-2-5)	Mark Johnson	5-0	Mercyhurst	Minnesota	Minn. Duluth	Boston, Mass.
2010	Minn. Duluth (31-8-2)	Shannon Miller	3-2 (3 OT)	Cornell	Mercyhurst	Minnesota	Minneapolis
2011	Wisconsin (37-2-2)	Mark Johnson	4-1	Boston U.	Boston College	Cornell	Erie, Pa.
2012	Minnesota (34-5-2)	Brad Frost	4-2	Wisconsin	Boston College	Cornell	Duluth, Minn.
2013	Minnesota (41-0)	Brad Frost	6-3	Boston U.	Boston College	Mercyhurst	Minneapolis
2014	Clarkson (31-5-5)	Matt Desrosiers	5-4	Minnesota	Mercyhurst	Wisconsin	Hamden, Conn.
2015	Minnesota (34-3-4)	Brad Frost	4-1	Harvard	Boston College	Wisconsin	Minneapolis
2016	Minnesota (35-4-1)	Brad Frost	3-1	Boston College	Clarkson	Wisconsin	Durham, NH
2017	Clarkson (32-4-5)	Matt Desrosiers	3-0	Wisconsin	Boston College	Minnesota	St. Charles, Mo.
2018	Clarkson (36-4-1)	Matt Desrosiers	2-1 (OT)	Colgate	Ohio St.	Wisconsin	Minneapolis

**Third-place game discontinued after 2005. Since then, both teams defeated in the semifinals are awarded third place.*

FROZEN FOUR FACTS

FROZEN FOUR APPEARANCES

13—Minnesota, 2002-03-04-05-06-09-10-12-13-14-15-16-17
11—Wisconsin, 2006-07-08-09-11-12-14-15-16-17-18
7—Minn. Duluth, 2001-02-03-07-08-09-10
7—Boston College, 2007-11-12-13-15-16-17
6—Harvard, 2001-03-04-05-08-15
5—St. Lawrence, 2001, 04-05-06-07
4—Dartmouth, 2001-03-04-05
4—Mercyhurst, 2009-10-13-14
4—Clarkson, 2014-16-17-18
3—Cornell, 2010-11-12
2—New Hampshire, 2006-08
2—Boston U., 2011-13

CONSECUTIVE FROZEN FOUR APPEARANCES

6—Minnesota, 2012-17
5—Minnesota, 2002-06
5—Wisconsin, 2014-18
4—St. Lawrence, 2004-07
4—Wisconsin, 2006-09
4—Minn. Duluth, 2007-10
3—Minn. Duluth, 2001-03
3—Dartmouth, 2003-05
3—Harvard, 2003-05
3—Cornell, 2010-12
3—Boston College, 2011-13
3—Boston College, 2015-17
3—Clarkson, 2016-18

FROZEN FOUR WINS

14—Minnesota
11—Minn. Duluth
11—Wisconsin
6—Clarkson
5—Harvard
3—St. Lawrence

FROZEN FOUR WINNING PERCENTAGE (MIN. 3 GAMES)

.857—Clarkson, 2014-18 (6-1)
.846—Minn. Duluth, 2001-10 (11-2)
.630—Minnesota, 2002-17 (14-8-1)
.611—Wisconsin, 2006-18 (11-7)
.500—Boston U., 2011-13 (2-2)
.400—Harvard, 2001-15 (4-6)
.375—St. Lawrence, 2001-07 (3-5)
.250—Cornell, 2010-12 (1-3)
.200—Mercyhurst, 2009-14 (1-4)

NCAA CHAMPIONSHIPS

6—Minnesota, 2004, 2005, 2012, 2013, 2015, 2016
5—Minn. Duluth, 2001, 2002, 2003, 2008, 2010
4—Wisconsin, 2006, 2007, 2009, 2011
3—Clarkson, 2014, 2017, 2018

FROZEN FOUR RECORDS

The following records include game, year and career marks set during the Frozen Four, which consists of the two national semifinal games, the national third-place game (from 2001 through 2005) and the national championship game. A national semifinal game is indicated by (NSF), a national third-place game by (N3d) and a national championship game by (CH). Any national semifinal game records not included in the listings are specifically noted below that category.

INDIVIDUAL, GAME

GOALS

- 4—Bobbi Ross, Minnesota vs. New Hampshire, NSF, March 24, 2006
- 3—Maria Rooth, Minn. Duluth vs. Harvard, NSF, March 23, 2001
- 3—Natalie Darwitz, Minnesota vs. Harvard, CH, March 28, 2004
- 3—Krissy Wendell, Minnesota vs. Dartmouth, NSF, March 26, 2004
- 3—Sarah Vaillancourt, Harvard vs. St. Lawrence, NSF, March 25, 2005
- 3—Rebecca Russell, St. Lawrence vs. Dartmouth, N3d, March 27, 2005
- 3—Breanne Wilson-Bennett, Colgate vs. Wisconsin, NSF, March 16, 2018

FASTEST GAME-OPENING GOAL

- :13—Natalie Darwitz, Minnesota vs. Dartmouth, NSF, March 25, 2005
- :13—Jenelle Kohanchuk, Boston U. vs. Mercyhurst, NSF, March 22, 2013
- :13—Sarah Potomak, Minnesota vs. Boston College, CH, March 20, 2016
- :46—Bobbi Ross, Minnesota vs. New Hampshire, NSF, March 24, 2006
- :57—Emily Field, Boston College vs. Wisconsin, NSF, March 16, 2012

FASTEST GOAL, START OF PERIOD

- :09—Natalie Darwitz, Minnesota vs. Harvard, CH, March 28, 2004 (third)
- :13—Natalie Darwitz, Minnesota vs. Dartmouth, NSF, March 25, 2005 (first)
- :13—Jenelle Kohanchuk, Boston U. vs. Mercyhurst, NSF, March 22, 2013 (first)
- :13—Sarah Potomak, Minnesota vs. Boston College, CH, March 20, 2016 (first)
- :18—Erika Lawler, Wisconsin vs. Harvard, NSF, March 20, 2008 (second)
- :21—Jennifer Botterill, Harvard vs. Minn. Duluth, CH, March 23, 2003 (second)

FASTEST CONSECUTIVE GOALS

- 1:59—Natalie Darwitz, Minnesota vs. Dartmouth, NSF, March 25, 2005
- 2:20—Cayley Mercer, Clarkson vs. Wisconsin, CH, March 19, 2017
- 4:07—Kelly Stephens, Minnesota vs. Dartmouth, NSF, March 26, 2004
- 5:01—Maria Rooth, Minn. Duluth vs. Harvard, NSF, March 23, 2001
- 7:35—Krissy Wendell, Minnesota vs. Dartmouth, NSF, March 26, 2004

FASTEST HAT TRICK

- 16:07—Maria Rooth, Minn. Duluth vs. Harvard, NSF, March 23, 2001
- 22:53—Krissy Wendell, Minnesota vs. Dartmouth, NSF, March 26, 2004
- 26:45—Sarah Vaillancourt, Harvard vs. St. Lawrence, NSF, March 25, 2005
- 28:07—Natalie Darwitz, Minnesota vs. Harvard, CH, March 28, 2004
- 29:53—Bobbi Ross, Minnesota vs. New Hampshire, NSF, March 24, 2006

ASSISTS

- 3—Krissy Wendell, Minnesota vs. Harvard, CH, March 28, 2004
- 3—Caitlin Cahow, Harvard vs. St. Lawrence, NSF, March 25, 2005
- 3—Natalie Darwitz, Minnesota vs. Dartmouth, NSF, March 25, 2005
- 3—Natalie Darwitz, Minnesota vs. Harvard, CH, March 27, 2005
- 3—Sara Bauer, Wisconsin vs. St. Lawrence, NSF, March 16, 2007
- 3—Sara O'Toole, Minn. Duluth vs. Boston College, March 16, 2007
- 3—Meghan Duggan, Wisconsin vs. Minn. Duluth, NSF, March 20, 2009
- 3—Jesse Scanzano, Mercyhurst vs. Minnesota, NSF, March 20, 2009

- 3—Erika Lawler, Wisconsin vs. Mercyhurst, CH, March 22, 2009
- 3—Maryanne Menefee, Minnesota vs. Boston U., CH, March 24, 2013
- 3—Alex Carpenter, Boston College vs. Clarkson, NSF, March 18, 2016

POINTS

- 5—Natalie Darwitz, Minnesota vs. Dartmouth, NSF, March 25, 2005
- 5—Rebecca Russell, St. Lawrence vs. Dartmouth, N3d, March 27, 2005
- 4—Maria Rooth, Minn. Duluth vs. Harvard, NSF, March 23, 2001
- 4—Julie Chu, Harvard vs. Minnesota, NSF, March 21, 2003
- 4—Krissy Wendell, Minnesota vs. Dartmouth, NSF, March 26, 2004
- 4—Natalie Darwitz, Minnesota vs. Harvard, CH, March 28, 2004
- 4—Krissy Wendell, Minnesota vs. Harvard, CH, March 28, 2004
- 4—Krissy Wendell, Minnesota vs. Dartmouth, NSF, March 25, 2005
- 4—Natalie Darwitz, Minnesota vs. Harvard, CH, March 27, 2005
- 4—Bobbi Ross, Minnesota vs. New Hampshire, NSF, March 24, 2006
- 4—Meghan Duggan, Wisconsin vs. St. Lawrence, NSF, March 16, 2007
- 4—Hilary Knight, Wisconsin vs. Minn. Duluth, NSF, March 20, 2009
- 4—Gigi Marvin, Minnesota vs. Mercyhurst, NSF, March 20, 2009
- 4—Amanda Kessel, Minnesota vs. Boston U., CH, March 24, 2013
- 4—Breanne Wilson-Bennett, Colgate vs. Wisconsin, NSF, March 16, 2018

PENALTIES

- 5—Angela Ruggiero, Harvard vs. Minn. Duluth, CH, March 23, 2003
- 4—Nora Tallus, Minn. Duluth vs. Harvard, CH, March 23, 2003
- 3—Lindsay Weaver, Harvard vs. Minnesota, CH, March 28, 2004
- 3—Leah Craig, New Hampshire vs. Minnesota, NSF, March 24, 2006
- 3—Elin Holmlov, Minn. Duluth vs. Wisconsin, NSF, March 20, 2009
- 3—Anne Schleper, Minnesota vs. Mercyhurst, NSF, March 20, 2009

SAVES

- 61—Amanda Mazzotta, Cornell vs. Minn. Duluth, CH, March 21, 2010 (3 OT)
- 49—Jennifer Harss, Minn. Duluth vs. Cornell, CH, March 21, 2010 (3 OT)
- 47—Molly Schaus, Boston College vs. Minn. Duluth, NSF, March 16, 2007
- 46—Amy Ferguson, Dartmouth vs. Minn. Duluth, NSF, March 21, 2003
- 45—Julia Vandyk, Colgate vs. Wisconsin, NSF, March 16, 2018

SHUTOUTS

- Jessie Vetter, Wisconsin vs. St. Lawrence, NSF, March 24, 2006
- Jessie Vetter, Wisconsin vs. Minnesota, CH, March 26, 2006
- Jessie Vetter, Wisconsin vs. St. Lawrence, NSF, March 16, 2007
- Kim Martin, Minn. Duluth vs. Wisconsin, CH, March 22, 2008
- Jessie Vetter, Wisconsin vs. Mercyhurst, CH, March 22, 2009
- Ann-Renee Desbiens, Wisconsin vs. Boston College, NSF, March 17, 2017
- Shea Tiley, Clarkson vs. Wisconsin, CH, March 19, 2017
- Shea Tiley, Clarkson vs. Ohio St., NSF, March 16, 2018

INDIVIDUAL, YEAR

GOALS

- 4—Maria Rooth, Minn. Duluth, 2001
- 4—Krissy Wendell, Minnesota, 2004
- 4—Sarah Vaillancourt, Harvard, 2005
- 4—Bobbi Ross, Minnesota, 2006
- 3—Tammy Shewchuk, Harvard, 2001
- 3—Kristy Zamora, Brown, 2002
- 3—Hanne Sikio, Minn. Duluth, 2003
- 3—Kelly Stephens, Minnesota, 2004

3—Natalie Darwitz, Minnesota, 2004
 3—Natalie Darwitz, Minnesota, 2005
 3—Krissy Wendell, Minnesota, 2005
 3—Jinelle Zaugg, Wisconsin, 2007
 3—Hilary Knight, Wisconsin, 2009
 3—Emmanuelle Blais, Minn. Duluth, 2010
 3—Breanne Wilson-Bennett, Colgate, 2018

ASSISTS

6—Natalie Darwitz, Minnesota, 2005
 5—Sara Bauer, Wisconsin, 2007
 4—Meghan Duggan, Wisconsin, 2009
 4—Kelly Stephens, Minnesota, 2005
 4—Genevieve Bannon, Clarkson, 2017

POINTS

9—Natalie Darwitz, Minnesota, 2005
 8—Krissy Wendell, Minnesota, 2004
 6—Maria Rooth, Minn. Duluth, 2001
 6—Natalie Darwitz, Minnesota, 2004
 6—Rebecca Russell, St. Lawrence, 2005
 6—Sara Bauer, Wisconsin, 2007
 6—Hilary Knight, Wisconsin, 2009

PENALTIES

5—Angela Ruggiero, Harvard, 2003
 5—Nora Tallus, Minn. Duluth, 2003
 4—Gillian Apps, Dartmouth, 2003
 4—Lindsay Weaver, Harvard, 2004
 4—Laurie Ross, St. Lawrence, 2005
 4—Cassea Schols, Mercyhurst, 2009

SAVES

89—Amanda Mazzotta, Cornell, 2010
 80—Julia Vandyk, Colgate, 2018
 76—Jennifer Harss, Minn. Duluth, 2010
 74—Tania Pinelli, Niagara, 2002
 73—Amy Ferguson, Dartmouth, 2003

SAVE PERCENTAGE (MIN. TWO GAMES)

1.000—Jessie Vetter, Wisconsin, 2006 (0 Goals allowed, 58 Saves)
 .986—Shea Tiley, Clarkson, 2018 (1 Goal allowed, 68 Saves)
 .985—Jessie Vetter, Wisconsin, 2009 (1 goal allowed, 65 Saves)
 .975—Jessie Vetter, Wisconsin, 2007 (1 goal allowed, 39 Saves)
 .964—Amanda Leveille, Minnesota, 2015 (2 Goals allowed, 53 Saves)
 .958—Amanda Leveille, Minnesota, 2016 (3 Goals allowed, 69 Saves)

GOALS-AGAINST AVERAGE (MINIMUM 110 MINUTES)

0.00—Jessie Vetter, Wisconsin, 2006 (0 Goals allowed)
 0.42—Shea Tiley, Clarkson, 2018 (1 Goal allowed)
 0.50—Jessie Vetter, Wisconsin, 2007 (1 goal allowed)
 0.50—Jessie Vetter, Wisconsin, 2009 (1 goal allowed)
 1.00—Amanda Leveille, Minnesota, 2015 (2 Goals allowed)

TEAM, GAME

GOALS

7—Minnesota vs. Dartmouth (2), NSF, March 25, 2005
 6—Minn. Duluth vs. Harvard (3), NSF, March 23, 2001
 6—Harvard vs. Minnesota (1), NSF, March 21, 2003

6—Minnesota vs. Harvard (2), CH, March 28, 2004
 6—Wisconsin vs. Boston College (2), NSF, March 16, 2012
 6—Minnesota vs. Boston U. (3), CH, March 24, 2013

GOALS, BOTH TEAMS

9—Minn. Duluth (6) vs. Harvard (3), NSF, March 23, 2001
 9—Minnesota (7) vs. Dartmouth (2), NSF, March 25, 2005
 9—Minnesota (5) vs. New Hampshire (4), NSF, March 24, 2006
 9—Mercyhurst (5) vs. Minnesota (4), NSF, March 20, 2009
 9—Minnesota (6) vs. Boston U. (3), CH, March 24, 2013
 9—Minnesota (6) vs. Boston U. (3), CH, March 24, 2013

GOALS, PERIOD

5—Minn. Duluth vs. Harvard, NSF, March 23, 2001 (third)
 5—Minnesota vs. Dartmouth, NSF, March 25, 2005 (first)
 4—Minnesota vs. Dartmouth, NSF, March 26, 2004 (third)
 4—Minnesota vs. Harvard, CH, March 28, 2004 (third)
 3—16 times.

GOALS, PERIOD, BOTH TEAMS

7—Minn. Duluth (5) vs. Harvard (2), NSF, March 23, 2001 (third)
 7—Minnesota (5) vs. Dartmouth (2), NSF, March 25, 2005 (first)
 5—Minn. Duluth (3) vs. Dartmouth (2), NSF, March 21, 2003 (second)
 5—Minnesota (3) vs. Wisconsin (2), CH, March 18, 2012 (first)
 4—11 times.

GOALS, LOSING TEAM

4—New Hampshire vs. Minnesota (5), NSF, March 24, 2006
 4—Minnesota vs. Mercyhurst (5), NSF, March 20, 2009
 4—Minnesota vs. Clarkson (5), CH, March 23, 2014
 3—Harvard vs. Minn. Duluth (6), NSF, March 23, 2001
 3—Harvard vs. Minn. Duluth (4), CH, March 23, 2003
 3—Harvard vs. Minnesota (4), CH, March 27, 2005
 3—Boston College vs. Minn. Duluth (4), NSF, March 16, 2007 (2 OT)
 3—Boston U. vs. Minnesota (6), CH, March 24, 2013
 3—Wisconsin vs. Minnesota (5), NSF, March 21, 2014
 3—Minnesota vs. Clarkson (4), NSF, March 17, 2017
 3—Wisconsin vs. Colgate (4), NSF, March 16, 2018

FEWEST GOALS

0—St. Lawrence vs. Wisconsin (1), NSF, March 24, 2006
 0—Minnesota vs. Wisconsin (3), CH, March 26, 2006
 0—St. Lawrence vs. Wisconsin (4), NSF, March 16, 2007
 0—Wisconsin vs. Minn. Duluth (4), CH, March 22, 2008
 0—Mercyhurst vs. Wisconsin (5), CH, March 22, 2009
 0—Boston College vs. Wisconsin (1), NSF, March 17, 2017
 0—Wisconsin vs. Clarkson (3), CH, March 19, 2017
 0—Ohio St. vs. Clarkson (1), NSF, March 16, 2018

FEWEST GOALS, BOTH TEAMS

1—Wisconsin (1) vs. St. Lawrence (0), NSF, March 24, 2006
 1—Wisconsin (1) vs. Boston College (0), NSF, March 17, 2017
 1—Clarkson (1) vs. Ohio St. (0), NSF, March 16, 2018
 3—Brown (2) vs. Minnesota (1), NSF, March 22, 2002
 3—Harvard (2) vs. St. Lawrence (1), NSF, March 26, 2004
 3—St. Lawrence (2) vs. Dartmouth (1), N3d, March 28, 2004
 3—Wisconsin (3) vs. Minnesota (0), CH, March 26, 2006
 3—Harvard (2) vs. Boston College (1), NSF, March 20, 2015
 3—Clarkson (3) vs. Wisconsin (0), CH, March 19, 2017

FASTEST CONSECUTIVE GOALS

:23—Harvard (Julie Chu and Lauren McAuliffe) vs. Minnesota, NSF, March 21, 2003

- :23—Harvard (Jennifer Botterill and Lauren McAuliffe) vs. Minn. Duluth, CH, March 23, 2003 (2 OT)
- :30—Wisconsin (Jinelle Zaugg and Grace Hutchings) vs. Minnesota, CH, March 26, 2006
- :32—Minnesota (Natalie Darwitz and Kelly Stephens) vs. Harvard, CH, March 28, 2004
- :33—Wisconsin (Meghan Duggan and Jinelle Zaugg) vs. St. Lawrence, NSF, March 16, 2007

FASTEST CONSECUTIVE GOALS BY OPPOSING TEAMS

- :10—Minn. Duluth (Emmanuelle Blais), then Wisconsin (Jasmine Giles), CH, March 18, 2007
- :16—Minnesota (Hannah Brandt), then Boston U. (Sarah Lefort), CH, March 24, 2013
- :24—Wisconsin (Brooke Ammerman), then Boston U. (Marie-Philip Poulin), CH, March 20, 2011
- :35—Clarkson (Shannon MacAulay), then Minnesota (Baylee Gillanders), CH, March 23, 2014
- :43—Wisconsin (Hilary Knight), then Minn. Duluth (Jaime Rasmussen), NSF, March 20, 2009

WINNING MARGIN

- 5—Harvard (6) vs. Minnesota (1), NSF, March 21, 2003
- 5—Minnesota (7) vs. Dartmouth (2), NSF, March 25, 2005
- 5—Wisconsin (5) vs. Mercyhurst (0), CH, March 22, 2009
- 4—Minnesota (5) vs. Dartmouth (1), NSF, March 26, 2004
- 4—Minnesota (6) vs. Harvard (2), CH, March 28, 2004
- 4—St. Lawrence (5) vs. Dartmouth (1), N3d, March 27, 2005
- 4—Wisconsin (4) vs. St. Lawrence (0), NSF, March 16, 2007
- 4—Minn. Duluth (4) vs. Wisconsin (0), CH, March 22, 2008
- 4—Wisconsin (5) vs. Minn. Duluth (1), NSF, March 20, 2009
- 4—Wisconsin (6) vs. Boston College (2), NSF, March 16, 2012
- 4—Clarkson (5) vs. Mercyhurst (1), NSF, March 21, 2014

LARGEST MARGIN OVERCOME TO WIN

- 2—Boston College vs. Clarkson, NSF, March 18, 2016 (trailed 2-0, won 3-2 OT)

ASSISTS

- 10—Minnesota vs. Dartmouth, NSF, March 25, 2005 (7 Goals)
- 10—Minnesota vs. Boston U., CH, March 24, 2013 (6 Goals)
- 9—Minn. Duluth vs. Harvard, NSF, March 23, 2001 (6 Goals)
- 9—Wisconsin vs. Mercyhurst, CH, March 22, 2009 (5 Goals)
- 9—Wisconsin vs. Boston College, NSF, March 16, 2012 (6 Goals)

ASSISTS, BOTH TEAMS

- 16—Minnesota (10) vs. Boston U. (6), CH, March 24, 2013 (9 Goals)
- 13—Minn. Duluth (9) vs. Harvard (4), NSF, March 23, 2001 (9 Goals)
- 13—Clarkson (7) vs. Minnesota (6), CH, March 23, 2014 (9 Goals)
- 13—Colgate (8) vs. Ohio St. (5), NSF, March 16, 2018 (7 Goals) (OT)
- 12—Minn. Duluth (8) vs. Boston College (4), NSF, March 16, 2007 (2 OT) (7 Goals)
- 12—Wisconsin (9) vs. Boston College (3), NSF, March 16, 2012 (8 Goals)
- 12—Clarkson (8) vs. Minnesota (4), NSF, March 17, 2017 (7 Goals)

FEWEST ASSISTS (EXCLUDING SHUTOUTS)

- 0—Wisconsin vs. St. Lawrence, NSF, March 24, 2006 (1 Goal)
- 0—Boston College vs. Wisconsin, NSF, March 18, 2011 (2 Goals)
- 0—Boston U. vs. Wisconsin, CH, March 20, 2011 (1 Goal)
- 1—15 times.

FEWEST ASSISTS, BOTH TEAMS

- 0—Wisconsin vs. St. Lawrence, NSF, March 24, 2006 (1 Goal)

- 2—Wisconsin (2) vs. Boston College (0), NSF, March 17, 2017 (1 Goal)
- 2—Clarkson (2) vs. Ohio St. (0), NSF, March 16, 2018 (1 Goal)
- 3—St. Lawrence (2) vs. Dartmouth (1), N3d, March 28, 2004 (3 Goals)
- 3—Harvard (2) vs. Boston College (1), NSF, March 20, 2015 (3 Goals)
- 3—Clarkson (1) vs. Colgate (2), CH, March 18, 2018 (3 Goals)

POINTS

- 17—Minnesota vs. Dartmouth, NSF, March 25, 2005
- 16—Minnesota vs. Boston U., CH, March 24, 2013
- 15—Minn. Duluth vs. Harvard, NSF, March 23, 2001
- 15—Wisconsin vs. Boston College, NSF, March 16, 2012
- 15—Minnesota vs. Boston College, NSF, March 22, 2013

POINTS, BOTH TEAMS

- 25—Minnesota (16) vs. Boston U. (9), CH, March 24, 2013 (9 Goals)
- 22—Minn. Duluth (6 Goals, 9 Assists) vs. Harvard (3 Goals, 4 Assists), NSF, March 23, 2001
- 22—Clarkson (5 Goals, 7 Assists) vs. Minnesota (4 Goals, 6 Assists), CH, March 23, 2014
- 20—Minnesota (7 Goals, 10 Assists) vs. Dartmouth (2 Goals, 1 assist), NSF, March 25, 2005
- 20—Minnesota (5 Goals, 5 Assists) vs. New Hampshire (4 Goals, 6 Assists), NSF, March 24, 2006
- 20—Mercyhurst (5 Goals, 7 Assists) vs. Minnesota (4 Goals, 4 Assists), NSF, March 20, 2009
- 20—Wisconsin (6 Goals, 9 Assists) vs. Boston College (2 Goals, 3 Assists), NSF, March 16, 2012
- 20—Colgate (4 Goals, 8 Assists) vs. Wisconsin (3 Goals, 5 Assists), NSF, March 16, 2018

FEWEST POINTS (EXCLUDING SHUTOUTS)

- 1—Wisconsin vs. St. Lawrence, NSF, March 24, 2006 (1 goal, 0 Assists)
- 1—Boston U. vs. Wisconsin, CH, March 20, 2011 (1 goal, 0 Assists)
- 2—10 times.

FEWEST POINTS, BOTH TEAMS

- 1—Wisconsin (1 goal, 0 Assists) vs. St. Lawrence (0 Goals, 0 Assists), NSF, March 24, 2006
- 3—Wisconsin (1 goal, 2 Assists) vs. Boston College (0 Goals, 0 Assists), NSF, March 17, 2017
- 6—St. Lawrence (2 Goals, 2 Assists) vs. Dartmouth (1 goal, 1 assist), N3d, March 28, 2004
- 6—Harvard (2 Goals, 2 Assists) vs. Boston College (1 goal, 1 Assist), NSF, March 20, 2015
- 6—Clarkson (2 Goals, 1 Assist) vs. Colgate (1 goal, 2 Assists), CH, March 18, 2018

SHOTS ON GOAL

- 64—Minn. Duluth vs. Cornell, CH, March 21, 2010 (3 OT) (3 Goals)
- 51—Minn. Duluth vs. Dartmouth, NSF, March 21, 2003 (5 Goals)
- 51—Minn. Duluth vs. Boston College, NSF, March 16, 2007 (2 OT) (4 Goals)
- 51—Cornell vs. Minn. Duluth, CH, March 21, 2010 (3 OT) (2 Goals)
- 48—Wisconsin vs. Colgate, NSF, March 16, 2018 (3 Goals)

SHOTS ON GOAL, BOTH TEAMS

- 115—Minn. Duluth (64) vs. Cornell (51), CH, March 21, 2010 (3 OT) (5 Goals)
- 85—Harvard (44) vs. Minn. Duluth (41), CH, March 23, 2003 (2 OT) (7 Goals)
- 83—Minn. Duluth (51) vs. Boston College (32), NSF, March 16, 2007 (7 Goals)
- 81—Minn. Duluth (51) vs. Dartmouth (30), NSF, March 21, 2003 (7 Goals)

80—Minnesota (41) vs. Wisconsin (39), NSF, March 18, 2016 (5 Goals)

SHOTS ON GOAL, PERIOD

21—Minnesota vs. Cornell, NSF, March 16, 2012 (first)
20—Wisconsin vs. Minnesota, CH, March 18, 2012 (third)
19—Harvard vs. St. Lawrence, NSF, March 25, 2005 (third)
19—Wisconsin vs. Boston College, NSF, March 16, 2012 (third)
19—Wisconsin vs. Boston College, NSF, March 17, 2017 (second).

SHOTS ON GOAL, PERIOD, BOTH TEAMS

31—Minn. Duluth (18) vs. Dartmouth (13), NSF, March 21, 2003 (second)
29—Minn. Duluth (18) vs. Niagara (11), NSF, March 22, 2002 (second)
29—Minn. Duluth (18) vs. Dartmouth (11), NSF, March 23, 2003 (first)
29—Wisconsin (20) vs. Minnesota (9), CH, March 18, 2012 (third)
29—Boston College (14) vs. Minnesota (15), CH, March 20, 2016 (second)
28—Minnesota (16) vs. Dartmouth (12), N3d, March 23, 2003 (third)
28—Minnesota (16) vs. Harvard (12), CH, March 28, 2004 (second)
28—Wisconsin (19) vs. Boston College (9), NSF, March 16, 2012 (third)
28—Wisconsin (17) vs. Clarkson (11), CH, March 19, 2017 (second)

FEWEST SHOTS ON GOAL

10—Dartmouth vs. Minnesota, NSF, March 25, 2005
15—Minn. Duluth vs. New Hampshire, NSF, March 20, 2008
15—Cornell vs. Boston U., NSF, March 18, 2011
16—Boston U. vs. Wisconsin, CH, March 20, 2011
17—St. Lawrence vs. Dartmouth, NSF, March 23, 2001
17—St. Lawrence vs. Harvard, NSF, March 25, 2005

FEWEST SHOTS ON GOAL, BOTH TEAMS

34—Minnesota (24) vs. Dartmouth (10), NSF, March 25, 2005 (9 Goals)
42—Wisconsin (24) vs. Minn. Duluth (18), CH, March 18, 2007 (5 Goals)
46—Dartmouth (23) vs. St. Lawrence (23), N3d, March 28, 2004 (3 Goals)
46—Wisconsin (24) vs. St. Lawrence (22), NSF, March 16, 2007 (4 Goals)
46—Boston U. (31) vs. Cornell (15), NSF, March 18, 2011 (5 Goals)

FEWEST SHOTS ON GOAL, REGULATION PERIOD

0—Dartmouth vs. Minnesota, NSF, March 25, 2005 (third)
0—Minn. Duluth vs. New Hampshire, NSF, March 20, 2008 (second)
1—St. Lawrence vs. Dartmouth, NSF, March 23, 2001 (third)
2—St. Lawrence vs. Minn. Duluth, CH, March 25, 2001 (second)
2—Dartmouth vs. Minnesota, NSF, March 26, 2004 (third)
2—Cornell vs. Boston U., NSF, March 18, 2011 (second)

FEWEST SHOTS ON GOAL, REGULATION PERIOD, BOTH TEAMS

6—Dartmouth (3) vs. Minnesota (3), NSF, March 25, 2005 (second)
8—Wisconsin (4) vs. Minn. Duluth (4), CH, March 18, 2007 (third)
9—Minnesota (9) vs. Dartmouth (0), NSF, March 25, 2005 (second)
9—Harvard (5) vs. Minnesota (4), CH, March 27, 2005 (third)
9—Clarkson (3) vs. Wisconsin (6), CH, March 19, 2017 (first)

PENALTIES

12—Harvard vs. St. Lawrence, NSF, March 25, 2005
11—Minn. Duluth vs. Wisconsin, CH, March 22, 2008
10—St. Lawrence vs. Harvard, NSF, March 25, 2005
9—Minn. Duluth vs. New Hampshire, NSF, March 20, 2008
9—Minn. Duluth vs. Wisconsin, NSF, March 20, 2009
9—Wisconsin vs. Mercyhurst, CH, March 22, 2009
9—Cornell vs. Minn. Duluth, CH, March 21, 2010 (3 OT)

PENALTIES, BOTH TEAMS

22—Harvard (12) vs. St. Lawrence (10), NSF, March 25, 2005

18—Minn. Duluth (11) vs. Wisconsin (7), CH, March 22, 2008
17—Minn. Duluth (9) vs. New Hampshire (8), NSF, March 20, 2008
16—Harvard (8) vs. Minn. Duluth (8), CH, March 23, 2003
16—Mercyhurst (8) vs. Minnesota (8), NSF, March 20, 2009

FEWEST PENALTIES

0—Clarkson vs. Minnesota, NSF, March 17, 2017
1—Minn. Duluth vs. Harvard, NSF, March 23, 2001
1—Minnesota vs. Niagara, N3d, March 24, 2002
1—St. Lawrence vs. Wisconsin, NSF, March, 16, 2007
1—Minnesota vs. Wisconsin, NSF, March 20, 2015
1—Wisconsin vs. Boston U., CH, March 20, 2011
1—Minnesota vs. Clarkson, NSF, March 17, 2017

FEWEST PENALTIES, BOTH TEAMS

1—Minnesota (1) vs. Clarkson (0), NSF, March 17, 2017
3—Harvard (2) vs. Minn. Duluth (1), NSF, March 23, 2001
3—Wisconsin (2) vs. Minnesota (1), NSF, March 20, 2015
4—Niagara (3) vs. Minnesota (1), N3d, March 24, 2002
4—Dartmouth (2) vs. Minnesota (2), NSF, March 26, 2004
4—Boston U. (3) vs. Wisconsin (1), CH, March 20, 2011

LONGEST GAME

119:26—Minn. Duluth (3) vs. Cornell (2), CH, March 21, 2010 (3 OT)
96:03—Colgate (4) vs. Wisconsin (3), NSF, March 16, 2018 (2 OT)
94:19—Minn. Duluth (4) vs. Boston College (3), NSF, March 16, 2007 (2 OT)
84:19—Minn. Duluth (4) vs. Harvard (3), CH, March 23, 2003 (2 OT)
76:12—Clarkson (1) vs. Ohio St. (0), NSF, March 16, 2018 (OT)

TEAM, YEAR

GOALS

11—Minnesota, 2004
11—Minnesota, 2005
10—Minn. Duluth, 2001
10—Wisconsin, 2009
10—Clarkson, 2014

FEWEST GOALS (MINIMUM TWO GAMES)

1—Wisconsin, 2017
2—Dartmouth, 2004
3—Dartmouth, 2001
3—Minnesota, 2002
3—Minnesota, 2003
3—St. Lawrence, 2004
3—Dartmouth, 2005
3—Harvard, 2015
3—Clarkson, 2018

FEWEST GOALS ALLOWED (MINIMUM TWO GAMES)

0—Wisconsin, 2006
1—Wisconsin, 2007
1—Wisconsin, 2009
1—Clarkson, 2018
2—Minn. Duluth, 2008

ASSISTS

16—Minnesota, 2005
16—Minnesota, 2013
16—Wisconsin, 2009

14—Clarkson, 2014
13—Minn. Duluth, 2001
13—Minnesota, 2004
13—Harvard, 2005
13—Minnesota, 2014

POINTS

27—Minnesota, 2005
26—Wisconsin, 2009
25—Minnesota, 2013
24—Minnesota, 2004
24—Clarkson, 2014

SHOTS ON GOAL

92—Minn. Duluth, 2003
88—Minn. Duluth, 2010
82—Wisconsin, 2011
82—Wisconsin, 2012
81—Cornell, 2010

FEWEST SHOTS ON GOAL (MINIMUM TWO GAMES)

36—Dartmouth, 2005
39—Minn. Duluth, 2008
40—St. Lawrence, 2005
41—Harvard, 2015
44—St. Lawrence, 2004
44—Wisconsin, 2006

PENALTIES

20—Minn. Duluth, 2008
15—Minn. Duluth, 2003
15—St. Lawrence, 2005
15—Harvard, 2005
14—Mercyhurst, 2009
14—Wisconsin, 2009
14—Cornell, 2010

FEWEST PENALTIES (MINIMUM TWO GAMES)

2—Clarkson, 2017
4—Minnesota, 2002
4—Minnesota, 2014
4—Minnesota, 2015
5—Minn. Duluth, 2001
5—Clarkson, 2018

WOMEN'S FROZEN FOUR MOST OUTSTANDING PLAYERS

Frozen Four Statistics

Year	Player, Team	Pos.	Cl.	Games	Goals	Assists	GAA	Saves
2001	Maria Rooth, Minn. Duluth	F	So.	2	4	2	—	—
2002	Kristy Zamora, Brown	F	Sr.	2	3	0	—	—
2003	Caroline Ouellette, Minn. Duluth	F	So.	2	2	2	—	—
2004	Krissy Wendell, Minnesota	F	So.	2	4	4	—	—
2005	Natalie Darwitz, Minnesota	F	Jr.	2	3	6	—	—
2006	Jessie Vetter, Wisconsin	G	So.	2	—	—	0.00	58
2007	Sara Bauer, Wisconsin	F	Sr.	2	1	5	—	—
2008	Kim Martin, Minn. Duluth	G	So.	2	—	—	1.00	52
2009	Jessie Vetter, Wisconsin	G	Sr.	2	—	—	0.50	65
2010	Emmanuelle Blais, Minn. Duluth	F	Sr.	2	3	1	—	—
2011	Meghan Duggan, Wisconsin	F	Sr.	2	1	3	—	—
	Hilary Knight, Wisconsin	F	Jr.	2	0	3	—	—
2012	Noora Raty, Minnesota	G	Jr.	2	—	—	1.50	62
2013	Noora Raty, Minnesota	G	Sr.	2	—	—	2.47	47
2014	Jamie Lee Rattray, Clarkson	F	Sr.	2	1	3	—	—
2015	Hannah Brandt, Minnesota	F	Jr.	2	2	2	—	—
2016	Sarah Potomak, Minnesota	F	Fr.	2	2	1	—	—
2017	Cayley Mercer, Clarkson	F	Sr.	2	2	2	—	—
2018	Shea Tiley, Clarkson	G	Sr.	2	—	—	0.42	68

ALL-TOURNAMENT TEAMS

2001

G—Tuula Puputti, Minn. Duluth
D—Isabelle Chartrand, St. Lawrence
D—Brittney Ralph, Minn. Duluth
F—Amanda Sargeant, St. Lawrence
F—Maria Rooth, Minn. Duluth*
F—Tammy Shewchuk, Harvard

2002

G—Tania Pinelli, Niagara
D—Larissa Luther, Minn. Duluth
D—Meredith Ostrander, Brown
F—Kelly Stephens, Minnesota
F—Joanne Eustace, Minn. Duluth
F—Kristy Zamora, Brown*

2003

G—Amy Ferguson, Dartmouth
D—Angela Ruggiero, Harvard
F—Jenny Potter, Minn. Duluth
F—Hanne Sikio, Minn. Duluth
F—Julie Chu, Harvard
F—Caroline Ouellette, Minn. Duluth*

2004

G—Jody Horak, Minnesota
D—Allie Sanchez, Minnesota
D—Angela Ruggiero, Harvard
F—Kelly Stephens, Minnesota
F—Natalie Darwitz, Minnesota
F—Krissy Wendell, Minnesota*

2005

G—Ali Boe, Harvard
D—Caitlin Cahow, Harvard
D—Lyndsay Wall, Minnesota
F—Sarah Vaillancourt, Harvard
F—Natalie Darwitz, Minnesota*
F—Krissy Wendell, Minnesota

2006

G—Jessie Vetter, Wisconsin*
D—Bobbi-Jo Slusar, Wisconsin
D—Ashley Albrecht, Minnesota
F—Jinelle Zaugg, Wisconsin
F—Bobbi Ross, Minnesota
F—Jennifer Hitchcock, New Hampshire

2007

G—Jessie Vetter, Wisconsin
D—Bobbi-Jo Slusar, Wisconsin
D—Meghan Mikkleson, Wisconsin
F—Jinelle Zaugg, Wisconsin
F—Jessica Koizumi, Minn. Duluth
F—Sara Bauer, Wisconsin*

2008

G—Kim Martin, Minn. Duluth*
D—Myriam Trepanier, Minn. Duluth
D—Heidi Peltari, Minn. Duluth
F—Laura Fridfinnson, Minn. Duluth
F—Sara O'Toole, Minn. Duluth
F—Erika Lawler, Wisconsin

2009

G—Jessie Vetter, Wisconsin*
D—Alycia Matthews, Wisconsin
D—Malee Windmeier, Wisconsin
F—Meghan Agosta, Mercyhurst
F—Hilary Knight, Wisconsin
F—Erika Lawler, Wisconsin

2010

G—Amanda Mazzotta, Cornell
D—Laura Fortino, Cornell
D—Lauriane Rougeau, Cornell
F—Emmanuelle Blais, Minn. Duluth*
F—Laura Fridfinnson, Minn. Duluth
F—Jessica Wong, Minn. Duluth

2011

G—Molly Schaus, Boston College
D—Catherine Ward, Boston U.
D—Alev Kelter, Wisconsin
F—Brooke Ammerman, Wisconsin
F—Meghan Duggan, Wisconsin*
F—Hilary Knight, Wisconsin*
F—Carolyne Prévost, Wisconsin

2012

G—Noora Raty, Minnesota*
D—Megan Bozek, Minnesota
F—Brooke Ammerman, Wisconsin
F—Sarah Erickson, Minnesota
F—Amanda Kessel, Minnesota
F—Carolyne Prévost, Wisconsin

2013

G—Noora Raty, Minnesota*
D—Megan Bozek, Minnesota
F—Hannah Brandt, Minnesota
F—Marie-Philip Poulin, Boston U.
F—Amanda Kessel, Minnesota
F—Milica McMillen, Minnesota

2014

G—Erica Howe, Clarkson
D—Baylee Gillanders, Minnesota
D—Renata Fast, Clarkson
F—Rachel Bona, Minnesota
F—Maryanne Menefee, Minnesota
F—Jamie Lee Rattray, Clarkson*

2015

G—Amanda Leveille, Minnesota
D—Megan Wolfe, Minnesota
D—Sarah Edney, Harvard
F—Hannah Brandt, Minnesota*
F—Maryanne Menefee, Minnesota
F—Dani Cameranesi, Minnesota

2016

G—Amanda Leveille, Minnesota
D—Lee Stecklein, Minnesota
D—Megan Keller, Boston College
F—Sarah Potomak, Minnesota*
F—Amanda Kessel, Minnesota
F—Haley Skarupa, Boston College

2017

G—Ann-Renee Desbiens, Wisconsin
D—Mellissa Channell, Wisconsin
D—Savannah Harmon, Clarkson
F—Genevieve Bannon, Clarkson
F—Cayley Mercer, Clarkson*
F—Annie Pankowski, Wisconsin

2018

G—Shea Tiley, Clarkson*
D—Savannah Harmon, Clarkson
D—Olivia Zafuto, Colgate
F—Loren Gabel, Clarkson
F—Elizabeth Giguere, Clarkson
F—Breanne Wilson-Bennett, Colgate

**Most Outstanding Player.*

CHAMPIONSHIP GAME RECORDS

The following records are from the NCAA championship game.

INDIVIDUAL

GOALS

- 3—Natalie Darwitz, Minnesota vs. Harvard, March 28, 2004
- 2—Kristy Zamora, Brown vs. Minn. Duluth, March 24, 2002
- 2—Hanne Sikio, Minn. Duluth vs. Harvard, March 23, 2003 (2 OT)
- 2—Jinelle Zaugg, Wisconsin vs. Minnesota, March 26, 2006
- 2—Carolynne Prévost, Wisconsin vs. Boston U., March 20, 2011
- 2—Sarah Erickson, Minnesota vs. Wisconsin, March 18, 2012
- 2—Amanda Kessel, Minnesota vs. Boston U., March 24, 2013
- 2—Cayley Mercer, Clarkson vs. Wisconsin, March 19, 2017

FASTEST GAME-OPENING GOAL

- :13—Sarah Potomak, Minnesota vs. Boston College, March 20, 2016
- 5:17—Caroline Ouellette, Minn. Duluth vs. Harvard, March 23, 2003 (2 OT)
- 8:45—Amanda Kessel, Minnesota vs. Wisconsin, March 18, 2012
- 9:00—Jinelle Zaugg, Wisconsin vs. Minn. Duluth, March 18, 2007
- 9:40—Sarah Davis, Minnesota vs. Clarkson, March 23, 2014

FASTEST CONSECUTIVE GOALS

- 2:20—Cayley Mercer, Clarkson vs. Wisconsin, March 19, 2017
- 12:50—Natalie Darwitz, Minnesota vs. Harvard, March 28, 2004
- 15:18—Natalie Darwitz, Minnesota vs. Harvard, March 28, 2004
- 19:52—Jinelle Zaugg, Wisconsin vs. Minnesota, March 26, 2006
- 22:33—Kristy Zamora, Brown vs. Minn. Duluth, March 24, 2002

FASTEST HAT TRICK

- 28:08—Natalie Darwitz, Minnesota vs. Harvard, March 28, 2004

ASSISTS

- 3—Krissy Wendell, Minnesota vs. Harvard, March 28, 2004
- 3—Natalie Darwitz, Minnesota vs. Harvard, March 27, 2005
- 3—Erika Lawler, Wisconsin vs. Mercyhurst, March 22, 2009

POINTS

- 4—Krissy Wendell, Minnesota vs. Harvard, March 28, 2004
- 4—Natalie Darwitz, Minnesota vs. Harvard, March 28, 2004
- 4—Natalie Darwitz, Minnesota vs. Harvard, March 27, 2005
- 4—Amanda Kessel, Minnesota vs. Boston U., March 24, 2013
- 3—Kelly Stephens, Minnesota vs. Harvard, March 28, 2004
- 3—Sara Bauer, Wisconsin vs. Minn. Duluth, March 18, 2007
- 3—Erika Lawler, Wisconsin vs. Mercyhurst, March 22, 2009
- 3—Angie Keseley, Wisconsin vs. Mercyhurst, March 22, 2009
- 3—Shannon MacAulay, Clarkson vs. Minnesota, March 23, 2014

PENALTIES

- 5—Angela Ruggiero, Harvard vs. Minn. Duluth, March 23, 2003 (2 OT)
- 4—Nora Tallus, Minn. Duluth vs. Harvard, March 23, 2003 (2 OT)
- 4—Angela Ruggiero, Harvard vs. Minn. Duluth, March 23, 2003 (2 OT)
- 3—Lindsay Weaver, Harvard vs. Minnesota, March 28, 2004
- 2—14 times, most recent: Ella Shelton, Clarkson vs. Wisconsin, March 19, 2017

SAVES

- 61—Amanda Mazzotta, Cornell vs. Minn. Duluth, March 21, 2010 (3 OT)
- 49—Jennifer Harss, Minn. Duluth vs. Cornell, March 21, 2010 (3 OT)
- 42—Noora Raty, Minnesota vs. Wisconsin, March 18, 2012

- 41—Patricia Sautter, Minn. Duluth vs. Harvard, March 23, 2003 (2 OT)
- 41—Shea Tiley, Clarkson vs. Wisconsin, March 19, 2017

SAVES, PERIOD

- 20—Noora Raty, Minnesota vs. Wisconsin, March 18, 2012 (third)
- 18—Jessie Vetter, Wisconsin vs. Mercyhurst, March 22, 2009 (third)
- 18—Shea Tiley, Clarkson vs. Wisconsin, March 19, 2017 (third)
- 17—Shea Tiley, Clarkson vs. Wisconsin, March 19, 2017 (second)
- 16—Tuula Puputti, Minn. Duluth vs. St. Lawrence, March 25, 2001 (third)
- 16—Patricia Sautter, Minn. Duluth vs. Brown, March 24, 2002 (third)
- 16—Kerrin Sperry, Boston U. vs. Wisconsin, March 20, 2011 (second)

SHUTOUTS

- Jessie Vetter, Wisconsin vs. Minnesota, March 26, 2006
- Kim Martin, Minn. Duluth vs. Wisconsin, March 22, 2008
- Jessie Vetter, Wisconsin vs. Mercyhurst, March 22, 2009
- Shea Tiley, Clarkson vs. Wisconsin, March 19, 2017

TEAM

GOALS

- 6—Minnesota vs. Harvard (2), March 28, 2004
- 6—Minnesota vs. Boston U. (3), March 24, 2013
- 5—Wisconsin vs. Mercyhurst (0), March 22, 2009
- 5—Clarkson vs. Minnesota (4), March 23, 2014
- 4—Minn. Duluth vs. St. Lawrence (2), March 25, 2001
- 4—Minn. Duluth vs. Harvard (3), March 23, 2003 (2 OT)
- 4—Minnesota vs. Harvard (3), March 27, 2005
- 4—Wisconsin vs. Minn. Duluth (1), March 18, 2007
- 4—Minn. Duluth (4) vs. Wisconsin (0), March 22, 2008
- 4—Wisconsin vs. Boston U. (1), March 20, 2011
- 4—Minnesota vs. Wisconsin (2), March 18, 2012
- 4—Minnesota vs. Clarkson (5), March 23, 2014
- 4—Minnesota vs. Harvard (1), March 22, 2015

GOALS, BOTH TEAMS

- 9—Minnesota (6) vs. Boston U. (3), March 24, 2013
- 9—Clarkson (5) vs. Minnesota (4), March 23, 2014
- 8—Minnesota (6) vs. Harvard (2), March 28, 2004
- 7—Minn. Duluth (4) vs. Harvard (3), March 23, 2003 (2 OT)
- 7—Minnesota (4) vs. Harvard (3), March 27, 2005

GOALS, PERIOD

- 4—Minnesota vs. Harvard, March 28, 2004 (third)
- 3—Harvard vs. Minn. Duluth, March 23, 2003 (2 OT) (second)
- 3—Wisconsin vs. Minn. Duluth, March 18, 2007 (second)
- 3—Wisconsin vs. Mercyhurst, March 22, 2009 (second)
- 3—Minnesota vs. Wisconsin, March 18, 2012 (first)
- 3—Minnesota vs. Harvard, March 22, 2015 (third)

GOALS, PERIOD, BOTH TEAMS

- 5—Minnesota (3) vs. Wisconsin (2), March 18, 2012 (first)
- 4—Harvard (3) vs. Minn. Duluth (1), March 23, 2003 (2 OT) (second)
- 4—Minnesota (4) vs. Harvard (0), March 28, 2004 (third)
- 4—Harvard (2) vs. Minnesota (2), March 27, 2005 (second)
- 4—Wisconsin (3) vs. Minn. Duluth (1), March 18, 2007 (second)
- 4—Minnesota (2) vs. Boston U. (2), March 24, 2013 (third)
- 4—Minnesota (3) vs. Harvard (1), March 22, 2015 (third)

GOALS, LOSING TEAM

- 4—Minnesota vs. Clarkson (5), March 23, 2014
- 3—Harvard vs. Minnesota (4), March 27, 2005
- 3—Harvard vs. Minnesota (4), March 27, 2005
- 3—Boston U. vs. Minnesota (6), March 24, 2013

FEWEST GOALS

- 0—Minnesota vs. Wisconsin (3), March 26, 2006
- 0—Wisconsin vs. Minn. Duluth (4), March 22, 2008
- 0—Mercyhurst vs. Wisconsin (5), March 22, 2009
- 0—Wisconsin vs. Clarkson (3), March 19, 2017
- 1—Minn. Duluth vs. Wisconsin (4), March 18, 2007
- 1—Boston U. vs. Wisconsin (4), March 20, 2011
- 1—Harvard vs. Minnesota (4), March 22, 2015
- 1—Boston College vs. Minnesota (3), March 20, 2016
- 1—Colgate vs. Clarkson (2), March 18, 2018

FEWEST GOALS, BOTH TEAMS

- 3—Wisconsin (3) vs. Minnesota (0), March 26, 2006
- 3—Clarkson (3) vs. Wisconsin (0), March 19, 2017
- 3—Clarkson (2) vs. Colgate (1), March 18, 2018
- 4—Minn. Duluth (4) vs. Wisconsin (0), March 22, 2008
- 4—Minnesota (3) vs. Boston College (1), March 20, 2016

FASTEST CONSECUTIVE GOALS

- :23—Harvard (Jennifer Botterill and Lauren McAuliffe) vs. Minn. Duluth, March 23, 2003 (2 OT)
- :30—Wisconsin (Jinelle Zaugg and Grace Hutchins) vs. Minnesota, March 26, 2006
- :32—Minnesota (Natalie Darwitz and Kelly Stephens) vs. Harvard, March 28, 2004
- 1:03—Clarkson (Christine Lambert and Shelby Nisbet) vs. Minnesota, March 23, 2014
- 1:18—Minnesota (Meghan Lorence and Rachael Bona) vs. Harvard, March 22, 2015

FASTEST CONSECUTIVE GOALS, OPPOING TEAMS

- :10—Wisconsin (Emmanuelle Blais), then Minn. Duluth (Jasmine Giles), March 18, 2007
- :16—Minnesota (Hannah Brandt), then Boston U. (Sarah Lefort), CH, March 24, 2013
- :24—Wisconsin (Brooke Ammerman), then Boston U. (Marie-Philip Poulin), March 20, 2011
- :35—Clarkson (Shannon MacAulay), then Minnesota (Baylee Gillanders), March 23, 2014
- :55—Minnesota (Kelly Pannek), then Boston College (Makenna Newkirk), March 20, 2016

WINNING MARGIN

- 5—Wisconsin (5) vs. Mercyhurst (0), March 22, 2009
- 4—Minnesota (6) vs. Harvard (2), March 28, 2004
- 4—Minn. Duluth (4) vs. Wisconsin (0), March 22, 2008
- 3—Wisconsin (3) vs. Minnesota (0), March 26, 2006
- 3—Wisconsin (4) vs. Minn. Duluth (1), March 18, 2007
- 3—Wisconsin (4) vs. Boston U. (1), March 20, 2011
- 3—Minnesota (6) vs. Boston U. (3), March 24, 2013
- 3—Minnesota (4) vs. Harvard (1), March 22, 2015
- 3—Clarkson (3) vs. Wisconsin (0), March 19, 2017

LARGEST MARGIN OVERCOME TO WIN

- 1—Six times, most recently: Clarkson vs. Minnesota, March 23, 2014 (trailed 1-0, then won 5-4)

ASSISTS

- 10—Minnesota vs. Boston U., March 24, 2013 (6 goals)
- 9—Wisconsin vs. Mercyhurst, March 22, 2009 (5 goals)
- 8—Minnesota vs. Harvard, March 28, 2004 (6 goals)
- 7—Clarkson vs. Minnesota, March 23, 2014 (5 goals)
- 6—Minnesota vs. Harvard, March 27, 2005 (4 goals)
- 6—Minn. Duluth vs. Wisconsin, March 22, 2008 (4 goals)
- 6—Minn. Duluth vs. Cornell, March 21, 2010 (3 OT) (3 goals)
- 6—Boston U. vs. Minnesota, March 24, 2013 (3 goals)
- 6—Minnesota vs. Clarkson, March 23, 2014 (4 goals)

ASSISTS, BOTH TEAMS

- 16—Minnesota (10) vs. Boston U. (6), March 24, 2013 (9 goals)
- 13—Clarkson (7) vs. Minnesota (6), March 23, 2014 (9 goals)
- 11—Minnesota (8) vs. Harvard (3), March 28, 2004 (8 goals)
- 11—Minnesota (6) vs. Harvard (5), March 27, 2005 (7 goals)
- 10—Minn. Duluth (6) vs. Cornell (4), March 21, 2010 (3 OT) (5 goals)

FEWEST ASSISTS

(Excluding shutouts)

- 0—Boston U. vs. Wisconsin, March 20, 2011 (1 goal)
- 1—Harvard vs. Minnesota, March 22, 2015 (1 goal)
- 1—Clarkson vs. Colgate, March 18, 2018 (2 goals)
- 2—Minn. Duluth vs. Brown, March 24, 2002 (3 goals)
- 2—Minn. Duluth vs. Wisconsin, March 18, 2007 (1 goal)
- 2—Boston College vs. Minnesota, March 20, 2016 (1 goal)
- 2—Colgate vs. Clarkson, March 18, 2018 (1 goal)

FEWEST ASSISTS, BOTH TEAMS

- 3—Clarkson (1) vs. Colgate (2), March 18, 2018 (3 goals)
- 4—Clarkson (4) vs. Wisconsin (0), March 19, 2017 (3 goals)
- 5—Brown (3) vs. Minn. Duluth (2), March 24, 2002 (5 goals)
- 5—Wisconsin (5) vs. Minnesota (0), March 26, 2006 (3 goals)
- 5—Wisconsin (5) vs. Boston U. (0), March 20, 2011 (5 goals)

POINTS

- 16—Minnesota vs. Boston U., March 24, 2013
- 14—Minnesota vs. Harvard, March 28, 2004
- 14—Wisconsin vs. Mercyhurst, March 22, 2009
- 12—Clarkson vs. Minnesota, March 23, 2014

POINTS, BOTH TEAMS

- 25—Minnesota (6 goals, 10 assists) vs. Boston U. (3 goals, 6 assists), March 24, 2013
- 22—Clarkson (5 goals, 7 assists) vs. Minnesota (4 goals, 6 assists), March 23, 2014
- 19—Minnesota (6 goals, 8 assists) vs. Harvard (2 goals, 3 assists), March 28, 2004

SHOTS ON GOAL

- 64—Minn. Duluth vs. Cornell, March 21, 2010 (3 OT) (3 goals)
- 51—Cornell vs. Minn. Duluth, March 21, 2010 (3 OT) (2 goals)
- 44—Harvard vs. Minn. Duluth, March 23, 2003 (2 OT) (3 goals)
- 44—Wisconsin vs. Minnesota, March 18, 2012 (2 goals)
- 41—Minn. Duluth vs. Harvard, March 23, 2003 (2 OT) (4 goals)
- 41—Wisconsin vs. Clarkson, March 19, 2017 (3 goals)

SHOTS ON GOAL, BOTH TEAMS

- 115—Minn. Duluth (64) vs. Cornell (51), March 21, 2010 (3 OT) (5 goals)
- 85—Harvard (44) vs. Minn. Duluth (41), March 23, 2003 (2 OT) (7 goals)

73—Minnesota (40) vs. Harvard (33), March 28, 2004 (8 goals)
69—Wisconsin (32) vs. Mercyhurst (37), March 22, 2009 (5 goals)
69—Wisconsin (44) vs. Minnesota (25), March 18, 2012 (6 goals)

SHOTS ON GOAL, PERIOD

20—Wisconsin vs. Minnesota, March 18, 2012 (third)
18—Mercyhurst vs. Wisconsin, March 22, 2009 (third)
18—Wisconsin vs. Boston U., March 20, 2011 (second)
18—Wisconsin vs. Clarkson, March 19, 2017 (third)
17—St. Lawrence vs. Minn. Duluth, March 25, 2001 (third)
17—Wisconsin vs. Clarkson, March 19, 2017 (second)

SHOTS ON GOAL, PERIOD, BOTH TEAMS

29—Wisconsin (20) vs. Minnesota (9), March 18, 2012 (third)
29—Minnesota (15) vs. Boston College (14), March 18, 2012 (second)
28—Minnesota (16) vs. Harvard (12), March 28, 2004 (second)
28—Wisconsin (17) vs. Clarkson (11), March 19, 2017 (second)
27—Minn. Duluth (15) vs. St. Lawrence (12), March 25, 2001 (first)
27—Mercyhurst (18) vs. Wisconsin (9), March 22, 2009 (third)

FEWEST SHOTS ON GOAL

16—Boston U. vs. Wisconsin, March 20, 2011
18—Minn. Duluth vs. Wisconsin, March 18, 2007
19—Wisconsin vs. Minnesota, March 26, 2006
20—Harvard vs. Minnesota, March 22, 2015
20—Clarkson vs. Wisconsin, March 19, 2017

FEWEST SHOTS ON GOAL, BOTH TEAMS

42—Wisconsin (24) vs. Minn. Duluth (18), March 18, 2007
50—Harvard (26) vs. Minnesota (24), March 27, 2005
50—Minnesota (31) vs. Wisconsin (19), March 26, 2006
52—Wisconsin (28) vs. Minn. Duluth (24), March 22, 2008
52—Wisconsin (36) vs. Boston U. (16), March 20, 2011

FEWEST SHOTS ON GOAL, REGULATION PERIOD

2—St. Lawrence vs. Minn. Duluth, March 25, 2001 (second)
3—Clarkson vs. Wisconsin, March 19, 2017 (first)
4—Minnesota vs. Harvard, March 27, 2005 (third)
4—Wisconsin vs. Minnesota, March 26, 2006 (third)
4—Minn. Duluth vs. Wisconsin, March 18, 2007 (third)
4—Wisconsin vs. Minn. Duluth, March 18, 2007 (third)
4—Boston U. vs. Wisconsin, March 20, 2011 (first and second)

FEWEST SHOTS ON GOAL, REGULATION PERIOD, BOTH TEAMS

8—Wisconsin (4) vs. Minn. Duluth (4), March 18, 2007 (third)
9—Harvard (5) vs. Minnesota (4), March 27, 2005 (third)
9—Clarkson (3) vs. Wisconsin (6), March 19, 2017 (first)
10—Harvard (5) vs. Minn. Duluth (5), March 23, 2003 (2 OT) (first)
12—Minnesota (7) vs. Wisconsin (5), March 26, 2006 (second)

PENALTIES

11—Minn. Duluth vs. Wisconsin, March 22, 2008
9—Wisconsin vs. Mercyhurst, March 22, 2009
9—Cornell vs. Minn. Duluth, March 21, 2010 (3 OT)
8—Harvard vs. Minn. Duluth, March 23, 2003 (2 OT)
8—Minn. Duluth vs. Harvard, March 23, 2003 (2 OT)

PENALTIES, BOTH TEAMS

18—Minn. Duluth (11) vs. Wisconsin (7), March 22, 2008
16—Harvard (8) vs. Minn. Duluth (8), March 23, 2003 (2 OT)
15—Wisconsin (9) vs. Mercyhurst (6), March 22, 2009

15—Cornell (9) vs. Minn. Duluth (6), March 21, 2010 (3 OT)
11—Wisconsin (6) vs. Minnesota (5), March 26, 2006

FEWEST PENALTIES

1—Wisconsin vs. Boston U., March 20, 2011
2—Wisconsin vs. Minnesota, March 18, 2012
2—Minnesota vs. Clarkson, March 23, 2014
2—Clarkson vs. Wisconsin, March 19, 2017
3—St. Lawrence vs. Minn. Duluth, March 25, 2001
3—Harvard vs. Minnesota, March 27, 2005
3—Boston U. vs. Wisconsin, March 20, 2011
3—Minnesota vs. Harvard, March 22, 2015
3—Boston College vs. Minnesota, March 20, 2016
3—Wisconsin vs. Clarkson, March 19, 2017

FEWEST PENALTIES, BOTH TEAMS

4—Boston U. (3) vs. Wisconsin (1), March 20, 2011
5—Clarkson (2) vs. Wisconsin (3), March 19, 2017
7—Minn. Duluth (4) vs. St. Lawrence (3), March 25, 2001
7—Minnesota (5) vs. Wisconsin (2), March 18, 2012
7—Clarkson (5) vs. Minnesota (2), March 23, 2014
7—Minnesota (4) vs. Harvard (3), March 22, 2015
7—Minnesota (4) vs. Boston College (3), March 20, 2016
7—Colgate (4) vs. Clarkson (3), March 18, 2018

LONGEST GAME

119:26—Minn. Duluth (3) vs. Cornell (2), March 21, 2010 (3 OT)

REGIONAL RECORDS

In 2005, the tournament was expanded to eight teams, and a regional format was added. The following records include game marks set during the quarter-finals regionals (2005-18).

INDIVIDUAL, GAME

GOALS

- 4—Nicole Corriero, Harvard vs. Mercyhurst, March 19, 2005 (3 OT)
- 3—Angie Keseley, Wisconsin vs. Dartmouth, March 14, 2009
- 3—Rebecca Johnston, Cornell vs. Boston U., March 10, 2012 (3 OT)
- 3—Kelly Terry, Minnesota vs. Boston U., March 15, 2014
- 3—Amanda Kessel, Minnesota vs. Princeton, March 12, 2016
- 3—Loren Gabel, Clarkson vs. Cornell, March 11, 2017

FASTEST GAME-OPENING GOAL

- :10—Renata Fast, Clarkson vs. Quinnipiac, March 12, 2016
- :22—Meghan Agosta, Mercyhurst vs. Minn. Duluth, March 15, 2008
- :24—Ashley Motherwell, Boston College vs. Minnesota, March 12, 2011
- :29—Jaimie McDonell, Princeton vs. Minnesota, March 12, 2016
- :46—Gigi Marvin, Minnesota vs. Boston College, March 14, 2009

FASTEST GOAL, START OF PERIOD

- :10—Whitney Graft, Minnesota vs. Princeton, March 17, 2006 (third)
- :10—Rebecca Johnston, Cornell vs. Boston U., March 10, 2012 (3 OT) (second)
- :10—Renata Fast, Clarkson vs. Quinnipiac, March 12, 2016
- :14—Hilary Knight, Wisconsin vs. Minnesota, March 15, 2008 (third)
- :18—Rebecca Johnston, Cornell vs. Boston U., March 10, 2012 (3 OT) (third)

FASTEST CONSECUTIVE GOALS

- 0:16—Abby Roque, Wisconsin vs. Minnesota, March 10, 2018
- 1:11—Loren Gabel, Clarkson vs. Cornell, March 11, 2017
- 2:29—Gigi Marvin, Minnesota vs. Boston College, March 14, 2009
- 2:37—Hilary Knight, Wisconsin vs. Dartmouth, March 14, 2009
- 3:21—Rebecca Johnston, Cornell vs. Boston U., March 10, 2012 (3 OT)

FASTEST HAT TRICK

- 12:07—Nicole Corriero, Harvard vs. Mercyhurst, March 19, 2005 (3 OT)
- 20:08—Rebecca Johnston, Cornell vs. Boston U., March 10, 2012 (3 OT)
- 31:01—Amanda Kessel, Minnesota vs. Princeton, March 12, 2016
- 35:00—Kelly Terry, Minnesota vs. Boston U., March 15, 2014

ASSISTS

- 4—Haley Irwin, Minn. Duluth vs. Mercyhurst, March 15, 2008
- 4—Hilary Knight, Wisconsin vs. Dartmouth, March 14, 2009
- 4—Jillian Saulnier, Cornell vs. Boston U., March 10, 2012 (3 OT)
- 3—12 times, most recent: Haley Skarupa, Boston College vs. Northeastern, March 12, 2016

POINTS

- 6—Hilary Knight, Wisconsin vs. Dartmouth, March 14, 2009
- 5—Nicole Corriero, Harvard vs. Mercyhurst, March 19, 2005 (3 OT)
- 5—Angie Keseley, Wisconsin vs. Dartmouth, March 14, 2009
- 5—Rebecca Johnston, Cornell vs. Boston U., March 10, 2012 (3 OT)
- 4—13 times, most recent: Amanda Kessel, Minnesota vs. Princeton, March 12, 2016

PENALTIES

- 6—Dina McCumber, Princeton vs. Minnesota, March 17, 2006

- 4—Marykate Oakley, Princeton vs. Minnesota, March 17, 2006
- 4—Sam Faber, New Hampshire vs. Minn. Duluth, March 14, 2009
- 3—Teresa Marchese, Mercyhurst vs. Harvard, March 19, 2005 (3 OT)
- 3—Krista Johnson, Minnesota vs. Princeton, March 17, 2006
- 3—Allie Sanchez, Minnesota vs. Princeton, March 17, 2006
- 3—Juliane Jubinville, Minn. Duluth vs. St. Lawrence, March 18, 2006
- 3—Abbie Bullard, St. Lawrence vs. Minn. Duluth, March 18, 2006
- 3—Molly Byrne, Mercyhurst vs. Cornell, March 16, 2013
- 3—Katie Frattin, Boston U. vs. Minnesota, March 15, 2014

SAVES

- 78—Desirae Clark, Mercyhurst vs. Harvard, March 19, 2005 (3 OT)
- 67—Brittany Martin, Harvard vs. Wisconsin, March 10, 2007 (4 OT)
- 58—Kerrin Sperry, Boston U. vs. Cornell, March 10, 2012 (3 OT)
- 57—Shelby Amsley-Benzie, North Dakota vs. Minnesota, March 16, 2013 (3 OT)
- 56—Ali Boe, Harvard vs. Mercyhurst, March 19, 2005 (3 OT)

SHUTOUTS

- Brittany Chartier, Minnesota vs. Princeton, March 17, 2006
- Jessica Moffat, St. Lawrence vs. Minn. Duluth, March 18, 2006
- Jessie Vetter, Wisconsin vs. Harvard, March 10, 2007 (4 OT)
- Jessie Vetter, Wisconsin vs. Dartmouth, March 14, 2009
- Emerance Maschmeyer, Harvard vs. Quinnipiac, March 14, 2015
- Shea Tiley, Clarkson vs. Quinnipiac, March 12, 2016
- Ann-Renee Desbiens, Wisconsin vs. Mercyhurst, March 12, 2016
- Katie Burt, Boston College vs. St. Lawrence, March 11, 2017
- Ann-Renee Desbiens, Wisconsin vs. Robert Morris, March 11, 2017
- Sidney Peters, Minnesota vs. Minn. Duluth, March 11, 2017
- Kassidy Sauve, Ohio St. vs. Boston College, March 10, 2018
- Kristen Campbell, Wisconsin vs. Minnesota, March 10, 2018

TEAM, GAME

GOALS

- 8—Cornell vs. Boston U. (7), March 10, 2012 (3 OT)
- 7—Wisconsin vs. Dartmouth (0), March 14, 2009
- 7—Cornell vs. Dartmouth (1), March 12, 2011
- 7—Boston U. vs. Cornell (8), March 10, 2012 (3 OT)
- 7—Wisconsin vs. Robert Morris (0), March 11, 2017

GOALS, BOTH TEAMS

- 15—Cornell (8) vs. Boston U. (7), March 10, 2012 (3 OT)
- 9—Harvard (5) vs. Mercyhurst (4), March 19, 2005 (3 OT)
- 9—Minn. Duluth (5) vs. Mercyhurst (4), March 15, 2008
- 9—Boston College (6) vs. St. Lawrence (3), March 10, 2012
- 8—St. Lawrence (6) vs. New Hampshire (2), March 10, 2007
- 8—Cornell (6) vs. Harvard (2), March 12, 2010
- 8—Cornell (7) vs. Dartmouth (1), March 12, 2011
- 8—Boston U. (5) vs. Clarkson (3), March 16, 2013
- 8—Minnesota (6) vs. Rochester Inst. (2), March 14, 2015
- 8—Minnesota (6) vs. Princeton (2), March 12, 2016

GOALS, PERIOD

- 4—Cornell vs. Boston U., March 10, 2012 (second)
- 4—Minnesota vs. Boston College, March 14, 2009 (first)
- 4—Minn. Duluth vs. New Hampshire, March 14, 2009 (third)
- 4—Cornell vs. Harvard, March 12, 2010 (second)

- 4—Boston College vs. Minnesota, March 12, 2011 (first)
- 4—Boston College vs. St. Lawrence, March 11, 2017 (second)
- 4—Wisconsin vs. Robert Morris, March 11, 2017 (second)

GOALS, PERIOD, BOTH TEAMS

- 5—Wisconsin (3) vs. Dartmouth (2), March 19, 2005 (first)
- 5—Minn. Duluth (3) vs. Mercyhurst (2), March 15, 2008 (third)
- 5—Minnesota (4) vs. Boston College (1), March 14, 2009 (first)
- 5—Minn. Duluth (4) vs. New Hampshire (1), March 14, 2009 (third)
- 5—Cornell (4) vs. Harvard (1), March 12, 2010 (second)
- 5—Cornell (4) vs. Boston U. (1), March 10, 2012 (second)
- 5—Boston U. (3) vs. Cornell (2), March 10, 2012 (third)
- 5—St. Lawrence (3) vs. Boston College (2), March 10, 2012 (second)
- 5—Boston U. (3) vs. Clarkson (2), March 16, 2013 (third)

GOALS, LOSING TEAM

- 7—Boston U. vs. Cornell (8), March 10, 2012 (3 OT)
- 4—Mercyhurst vs. Harvard (5), March 19, 2005 (3 OT)
- 4—Mercyhurst vs. Minn. Duluth (5), March 15, 2008
- 3—Wisconsin vs. Dartmouth (4), March 19, 2005
- 3—Boston College vs. Minnesota (4), March 14, 2009
- 3—St. Lawrence vs. Boston College (6), March 10, 2012
- 3—Clarkson vs. Boston U. (5), March 16, 2013

FEWEST GOALS

- 0—Princeton vs. Minnesota (4), March 17, 2006
- 0—Minn. Duluth vs. St. Lawrence (1), March 18, 2006
- 0—Harvard vs. Wisconsin (1), March 10, 2007 (4 OT)
- 0—Dartmouth vs. Wisconsin (7), March 14, 2009
- 0—Quinnipiac vs. Harvard (5), March 14, 2015
- 0—Quinnipiac vs. Clarkson (1), March 12, 2016
- 0—Mercyhurst vs. Wisconsin (6), March 12, 2016
- 0—Robert Morris vs. Wisconsin (7), March 11, 2017
- 0—St. Lawrence vs. Boston College (6), March 11, 2017
- 0—Minn. Duluth vs. Minnesota (1), March 11, 2017
- 0—Boston College vs. Ohio St. (2), March 10, 2018
- 0—Minnesota vs. Wisconsin (4), March 10, 2018

FEWEST GOALS, BOTH TEAMS

- 1—St. Lawrence (1) vs. Minn. Duluth (0), March 18, 2006
- 1—Wisconsin (1) vs. Harvard (0), March 10, 2007 (4 OT)
- 1—Clarkson (1) vs. Quinnipiac (0), March 12, 2016
- 2—Ohio St. (2) vs. Boston College (0), March 10, 2018
- 3—Wisconsin (2) vs. Mercyhurst (1), March 17, 2006 (2 OT)
- 3—Minn. Duluth (2) vs. New Hampshire (1), March 13, 2010
- 3—Wisconsin (2) vs. Minn. Duluth (1), March 12, 2011
- 3—Wisconsin (2) vs. Harvard (1), March 15, 2014
- 3—Clarkson (2) vs. Mercyhurst (1), March 10, 2018 (OT)

FASTEST CONSECUTIVE GOALS

- :16—Wisconsin (Abby Roque) vs. Minnesota, March 10, 2018,
- :20—St. Lawrence (Karell Emard and Michelle Ng) vs. Boston College, March 10, 2012
- :26—Boston U. (Sarah Lefort and Louise Warren) vs. Clarkson, March 16, 2013
- :26—Minnesota (Dani Cameranesi and Amanda Kessel) vs. Princeton, March 12, 2016
- :34—Boston U. (Marie-Philip Poulin and Kayla Tutino) vs. Cornell, March 10, 2012 (3 OT)

FASTEST CONSECUTIVE GOALS BY

OPPOSING TEAMS

- :10—Boston U. (Tara Watchorn), then Mercyhurst (Bailey Bram), March 13, 2010)
- :12—Boston U. (Louise Warren), then Clarkson (Christine Lambert), March 16, 2013
- :12—Clarkson (Loren Gabel), then Cornell (Lenka Serdar), March 11, 2017
- :17—Mercyhurst (Caroline Luczak), then Cornell (Jillian Saulnier), March 16, 2013
- :21—Minnesota (Kelly Terry), then Boston U. (Sarah Lefort), March 15, 2014

WINNING MARGIN

- 7—Wisconsin (7) vs. Dartmouth (0), March 14, 2009
- 7—Wisconsin (7) vs. Robert Morris (0), March 11, 2017
- 6—Cornell (7) vs. Dartmouth (1), March 12, 2011
- 6—Wisconsin (6) vs. Mercyhurst (0), March 12, 2016
- 6—Boston College vs. St. Lawrence (0), March 11, 2017

LARGEST MARGIN OVERCOME TO WIN

- 3—Cornell vs. Boston U., March 10, 2012 [trailing 3-0, won 8-07 (3 OT)]
- 2—Harvard vs. Mercyhurst, March 19, 2005 [trailing 3-1, won 5-4 (3 OT)]
- 2—Boston College vs. St. Lawrence, QF, March 10, 2012 (trailing 3-1, won 6-3)

ASSISTS

- 13—Boston U. vs. Cornell, March 10, 2012 (3 OT) (7 goals)
- 12—Minnesota vs. Princeton, March 12, 2016 (6 goals)
- 12—Wisconsin vs. Mercyhurst, March 12, 2016 (6 goals)
- 11—Wisconsin vs. Dartmouth, March 14, 2009 (7 goals)
- 11—Cornell vs. Dartmouth, March 12, 2011 (7 goals)
- 11—Cornell vs. Boston U., March 10, 2012 (3 OT) (8 goals)

ASSISTS, BOTH TEAMS

- 24—Boston U. (13) vs. Cornell (11), March 10, 2012 (3 OT) (15 goals)
- 16—Minnesota (12) vs. Princeton (4), March 12, 2016 (8 goals)
- 14—Minn. Duluth (8) vs. Mercyhurst (6), March 15, 2008 (9 goals)
- 13—Cornell (11) vs. Dartmouth (2), March 12, 2011 (8 goals)
- 12—Minnesota (10) vs. Providence (2), March 18, 2005 (7 goals)
- 12—Dartmouth (7) vs. Wisconsin (5), March 19, 2005 (7 goals)
- 12—St. Lawrence (8) vs. New Hampshire (4), March 10, 2007 (8 goals)
- 12—Cornell (9) vs. Harvard (3), March 12, 2010 (8 goals)
- 12—Minnesota (10) vs. Rochester Inst. (2), March 14, 2015 (8 goals)
- 12—Wisconsin (12) vs. Mercyhurst (0), March 12, 2016 (6 goals)

FEWEST ASSISTS (EXCLUDING SHUTOUTS)

- 0—St. Lawrence vs. Minn. Duluth, March 18, 2006 (1 goal)
- 0—Dartmouth vs. Harvard, March 15, 2008 (1 goal)
- 0—Clarkson vs. Quinnipiac, March 12, 2016 (1 goal)
- 1—8 times.

FEWEST ASSISTS, BOTH TEAMS

- 0—St. Lawrence (0) vs. Minn. Duluth (0), March 18, 2006 (1 goal)
- 0—Clarkson (0) vs. Quinnipiac (0), March 12, 2016 (1 goal)
- 2—Wisconsin (2) vs. Harvard (0), March 10, 2007 (4 OT), (1 goal)
- 2—Minnesota (2) vs. Minn. Duluth (0), March 11, 2017, (1 goal)
- 3—Ohio St. (3) vs. Boston College (0), March 10, 2018 (2 goals)

POINTS

- 20—Boston U. vs. Cornell, March 10, 2012 (3 OT) (7 goals, 13 assists)
- 19—Cornell vs. Boston U., March 10, 2012 (3 OT) (8 goals, 11 assists)
- 18—Wisconsin vs. Dartmouth, March 14, 2009 (7 goals, 11 assists)
- 18—Cornell vs. Dartmouth, March 12, 2011 (7 goals, 11 assists)
- 18—Minnesota vs. Princeton, March 12, 2016 (6 goals, 12 assists)

18—Wisconsin vs. Mercyhurst, March 12, 2016 (6 goals, 12 assists)

POINTS, BOTH TEAMS

39—Boston U. (7 goals, 13 assists) vs. Cornell (8 goals, 11 assists), March 10, 2012 (3 OT)

24—Minnesota (6 goals, 12 assists) vs. Princeton (2 goals, 4 assists), March 12, 2016

23—Minn. Duluth (5 goals, 8 assists) vs. Mercyhurst (4 goals, 6 assists), March 15, 2008

21—Cornell (7 goals, 11 assists) vs. Dartmouth (1 goal, 2 assists), March 12, 2011

20—Harvard (5 goals, 9 assists) vs. Mercyhurst (4 goals, 2 assists) (3 OT), March 19, 2005

20—St. Lawrence (6 goals, 8 assists) vs. New Hampshire (2 goals, 4 assists), March 10, 2007

20—Cornell (6 goals, 9 assists) vs. Harvard (2 goals, 3 assists), March 12, 2010

20—Minnesota vs. Rochester Inst. (6 goals, 10 assists) vs. Rochester Inst. (2 goals, 2 assists), March 14, 2015

FEWEST POINTS (EXCLUDING SHUTOUTS)

1—St. Lawrence vs. Minn. Duluth, March 18, 2006 (1 goal, 0 assists)

1—Dartmouth vs. Harvard, March 15, 2008 (1 goal)

1—Clarkson vs. Quinnipiac, March 12, 2016 (1 goal)

2—Harvard vs. New Hampshire, March 17, 2006 (1 goal, 1 assist)

2—Mercyhurst vs. Wisconsin, March 17, 2006 (2 OT) (1 goal, 1 assist)

2—Boston U. vs. Minnesota, March 15, 2014 (1 goal, 1 assist)

2—Harvard vs. Wisconsin, March 15, 2014 (1 goal, 1 assist)

2—Clarkson vs. Boston College, March 14, 2015 (1 goal, 1 assist)

2—Boston U. vs. Wisconsin, March 14, 2015 (1 goal, 1 assist)

FEWEST POINTS, BOTH TEAMS

1—St. Lawrence (1 goal, 0 assists) vs. Minn. Duluth (0 goals), March 18, 2006

1—Clarkson (1 goal, 0 assists) vs. Quinnipiac (0 goals), March 12, 2016

3—Wisconsin (1 goal, 2 assists) vs. Harvard (0 goals) (4 OT), March 10, 2007

3—Minnesota (1 goal, 2 assists) vs. Minn. Duluth (0 goals), March 11, 2017

5—Ohio St. (2 goals, 3 assists) vs. Boston College (0 goals), March 10, 2018

SHOTS ON GOAL

83—Harvard vs. Mercyhurst, March 19, 2005 (3 OT) (5 goals)

68—Wisconsin vs. Harvard, March 10, 2007 (4 OT) (1 goal)

66—Cornell vs. Boston U., March 10, 2012 (3 OT) (8 goals)

60—Mercyhurst vs. Harvard, March 19, 2005 (3 OT) (4 goals)

60—Minnesota vs. North Dakota, March 16, 2013 (3 OT) (3 goals)

SHOTS ON GOAL, BOTH TEAMS

143—Harvard (83) vs. Mercyhurst (60), March 19, 2005 (3 OT) (9 goals)

113—Cornell (66) vs. Boston U. (47), March 10, 2012 (3 OT) (15 goals)

112—Minnesota (60) vs. North Dakota (52), March 16, 2013 (3 OT) (5 goals)

104—Wisconsin (68) vs. Harvard (36), March 10, 2007 (4 OT) (1 goal)

79—Minn. Duluth (44) vs. St. Lawrence (35), March 18, 2005 (OT) (5 goals)

79—Ohio St. (41) vs. Boston College (38), March 10, 2018 (2 goals)

SHOTS ON GOAL, REGULATION PERIOD

25—Wisconsin vs. Robert Morris, March 11, 2017 (second)

23—Boston College vs. Ohio St., March 10, 2018 (third)

22—St. Lawrence vs. Minn. Duluth, March 18, 2006 (OT) (first)

22—Minnesota vs. Rochester Inst., March 14, 2015 (first)

21—Harvard vs. Mercyhurst, March 19, 2005 (3 OT) (second)

SHOTS ON GOAL, REGULATION PERIOD,

BOTH TEAMS

33—Wisconsin (20) vs. Mercyhurst (13), March 10, 2012 (third)

32—Mercyhurst (17) vs. Harvard (15), March 19, 2005 (3 OT) (first)

32—Minnesota (22) vs. Rochester Inst. (10), March 14, 2015 (first)

32—Boston College (23) vs. Ohio St. (9), March 10, 2018 (third)

31—Minnesota (17) vs. Boston College (14), March 14, 2009 (second)

FEWEST SHOTS ON GOAL

12—Minnesota vs. Wisconsin, March 10, 2018 (0 goals)

13—St. Lawrence vs. Mercyhurst, March 14, 2009 (1 goal)

14—Quinnipiac vs. Clarkson, March 12, 2016 (0 goals)

15—Providence vs. Minnesota, March 18, 2005 (1 goal)

16—Harvard vs. New Hampshire, March 17, 2006 (1 goal)

FEWEST SHOTS ON GOAL, BOTH TEAMS

43—Harvard (23) vs. Quinnipiac (20), March 14, 2015 (5 goals)

43—Quinnipiac (14) vs. Clarkson (29), March 12, 2016 (1 goal)

47—Minn. Duluth (25) vs. New Hampshire (22), March 14, 2009 (5 goals)

47—Cornell (26) vs. Dartmouth (21), March 12, 2011 (8 goals)

49—New Hampshire (28) vs. St. Lawrence (21), March 10, 2007 (8 goals)

49—Wisconsin (26) vs. Minnesota (23), March 15, 2008 (OT) (5 goals)

FEWEST SHOTS ON GOAL, REGULATION PERIOD

1—Minnesota vs. Wisconsin, March 10, 2008 (third)

2—St. Lawrence vs. New Hampshire, March 10, 2007 (third)

2—Boston U. vs. Mercyhurst, March 13, 2010 (first)

2—Quinnipiac vs. Clarkson, March 12, 2016 (first)

2—Robert Morris vs. Wisconsin, March 11, 2017 (second)

FEWEST SHOTS ON GOAL, REGULATION PERIOD, BOTH TEAMS

9—Clarkson (3) vs. Mercyhurst (6), March 10, 2018 (third)

11—Boston College (7) vs. Minnesota (4), March 14, 2009 (third)

11—Boston U. (6) vs. Cornell (5), March 10, 2012 (3 OT) (second OT)

12—Wisconsin (7) vs. Mercyhurst (5), March 18, 2006 (2 OT) (third)

12—Minnesota (9) vs. Providence (3), March 18, 2005 (second)

12—New Hampshire (10) vs. St. Lawrence (2), March 10, 2007 (third)

12—Mercyhurst (10) vs. Boston U. (2), March 13, 2010 (first)

12—Cornell (6) vs. Dartmouth (6), March 12, 2011 (first)

12—Clarkson (10) vs. Quinnipiac (2), March 12, 2016 (first)

PENALTIES

15—Princeton vs. Minnesota, March 17, 2006

13—Minnesota vs. Princeton, March 17, 2006

12—Mercyhurst vs. Harvard, March 19, 2005 (3 OT)

10—Mercyhurst vs. Wisconsin, March 18, 2006 (2 OT)

10—Minn. Duluth vs. St. Lawrence, March 18, 2006

10—Boston College vs. Dartmouth, March 10, 2007 (2 OT)

10—Boston U. vs. Cornell, March 10, 2012 (3 OT)

PENALTIES, BOTH TEAMS

28—Princeton (15) vs. Minnesota (13), March 17, 2006

19—Mercyhurst (12) vs. Harvard (7), March 19, 2005 (3 OT)

18—Boston U. (10) vs. Cornell (8), March 10, 2012 (3 OT)

17—Minn. Duluth (10) vs. St. Lawrence (7), March 18, 2006

16—Minnesota (8) vs. North Dakota (8), March 10, 2012

FEWEST PENALTIES

1—Minnesota vs. Boston College, March 12, 2011

1—Boston U. vs. Mercyhurst, March 12, 2011

1—Wisconsin vs. Harvard, March 15, 2014

1—Quinnipiac vs. Harvard, March 14, 2015

1—Minnesota vs. Minn. Duluth, March 11, 2017

1—Clarkson vs. Cornell, March 11, 2017

FEWEST PENALTIES, BOTH TEAMS

3—Minnesota (1) vs. Minn. Duluth (2), March 11, 2017

4—Wisconsin (2) vs. Minnesota (2), March 15, 2008 (OT)

4—Mercyhurst (3) vs. Boston U. (1), March 12, 2011

4—Quinnipiac (1) vs. Harvard (3), March 14, 2015

5—New Hampshire (3) vs. St. Lawrence (2), March 15, 2008 (OT)

5—Boston College (4) vs. Minnesota (1), March 12, 2011

5—Wisconsin (1) vs. Harvard (4), March 15, 2014

LONGEST GAME

127:09—Wisconsin (1) vs. Harvard (0), March 10, 2007 (4 OT)

119:50—Cornell (8) vs. Boston U. (7), March 10, 2012 (3 OT)

118:51—Minnesota (3) vs. North Dakota (2), March 16, 2013 (3 OT)

112:28—Harvard (5) vs. Mercyhurst (4), March 19, 2005 (3 OT)

90:10—Wisconsin (2) vs. Mercyhurst (1), March 18, 2006 (2 OT)

TOURNAMENT FACTS

TOURNAMENT APPEARANCES

16—Minnesota, 2002-03-04-05-06-08-09-10-11-12-13-14-15-16-17-18
12—Mercyhurst, 2005-06-07-08-09-10-11-12-13-14-16-18
12—Wisconsin, 2005-06-07-08-09-11-12-14-15-16-17-18
11—Harvard, 2001-03-04-05-06-07-08-10-13-14-15
11—Minn. Duluth, 2001-02-03-05-06-07-08-09-10-11-17
10—Boston College, 2007-09-11-12-13-14-15-16-17-18
9—St. Lawrence, 2001-04-05-06-07-08-09-12-17
8—Dartmouth, 2001-03-04-05-07-08-09-11

CONSECUTIVE TOURNAMENT APPEARANCES

11—Minnesota, 2008-18
10—Mercyhurst, 2005-14
8—Boston College, 2011-18
7—Minn. Duluth, 2005-11
6—Harvard, 2003-08
6—St. Lawrence, 2004-09
6—Boston U., 2010-15
6—Clarkson, 2013-18
5—Wisconsin, 2005-09
5—New Hampshire, 2006-10
5—Minnesota, 2002-06
5—Cornell, 2010-14

TOURNAMENT WINS

24—Minnesota, 2002-17
22—Wisconsin, 2005-18
15—Minn. Duluth, 2001-11
10—Clarkson, 2010-18
8—Harvard, 2001-15
8—Boston College, 2007-17
6—St. Lawrence, 2001-09

NCAA CHAMPIONSHIPS

6—Minnesota, 2004-05-12-13-15-16
5—Minn. Duluth, 2001-02-03-08-10
4—Wisconsin, 2006-07-09-11
3—Clarkson, 2014-18

TOURNAMENT RECORDS

The following records include game, year and career marks set during the National Collegiate Women's Ice Hockey Championship, which consists of four quarterfinal contests (starting in 2005), the two national semifinal games, the national third-place game (2001-05) and the national championship game. A quarterfinal game is indicated by (QF), a national semifinal game by (NSF), a national third-place game by (N3d) and a national championship game by (CH).

INDIVIDUAL, GAME

GOALS

4—Nicole Corriero, Harvard vs. Mercyhurst, QF, March 19, 2005 (3 OT)
4—Bobbi Ross, Minnesota vs. New Hampshire, NSF, March 24, 2006
3—Maria Rooth, Minn. Duluth vs. Harvard, NSF, March 23, 2001
3—Natalie Darwitz, Minnesota vs. Harvard, CH, March 28, 2004
3—Krissy Wendell, Minnesota vs. Dartmouth, NSF, March 26, 2004
3—Sarah Vaillancourt, Harvard vs. St. Lawrence, NSF, March 25, 2005
3—Rebecca Russell, St. Lawrence vs. Dartmouth, N3d, March 27, 2005

3—Angie Keseley, Wisconsin vs. Dartmouth, QF, March 14, 2009
3—Rebecca Johnston, Cornell vs. Boston U., QF, March 10, 2012 (3 OT)
3—Kelly Terry, Minnesota vs. Boston U., QF, March 15, 2014
3—Amanda Kessel, Minnesota vs. Princeton, QF, March 12, 2016
3—Loren Gabel, Clarkson vs. Cornell, March 11, 2017
3—Breanne Wilson-Bennett, Colgate vs. Wisconsin, NSF, March 16, 2018

FASTEST GAME-OPENING GOAL

:10—Renata Fast, Clarkson vs. Quinnipiac, QF, March 12, 2016
:13—Natalie Darwitz, Minnesota vs. Dartmouth, NSF, March 25, 2005
:13—Jenelle Kohanchuk, Boston U. vs. Mercyhurst, NSF, March 22, 2013
:13—Sarah Potomak, Minnesota vs. Boston College, CH, March 20, 2016
:22—Meghan Agosta, Mercyhurst vs. Minn. Duluth, QF, March 15, 2008

FASTEST GOAL, START OF PERIOD

:09—Natalie Darwitz, Minnesota vs. Harvard, CH, March 28, 2004 (third)
:10—Whitney Graft, Minnesota vs. Princeton, QF, March 17, 2006 (third)
:10—Rebecca Johnston, Cornell vs. Boston U., QF, March 10, 2012 (3 OT) (second)
:10—Renata Fast, Clarkson vs. Quinnipiac, QF, March 12, 2016 (first)
:13—Natalie Darwitz, Minnesota vs. Dartmouth, NSF, March 25, 2005 (first)
:13—Jenelle Kohanchuk, Boston U. vs. Mercyhurst, NSF, March 22, 2013 (first)
:13—Sarah Potomak, Minnesota vs. Boston College, CH, March 20, 2016 (first)

FASTEST CONSECUTIVE GOALS

:16—Abby Roque, Wisconsin vs. Minnesota, QF, March 10, 2018
1:11—Loren Gabel, Clarkson vs. Cornell, March 11, 2017
1:59—Natalie Darwitz, Minnesota vs. Dartmouth, NSF, March 25, 2005
2:20—Cayley Mercer, Clarkson vs. Wisconsin, CH, March 19, 2017
2:29—Gigi Marvin, Minnesota vs. Boston College, QF, March 14, 2009

FASTEST HAT TRICK

12:07—Nicole Corriero, Harvard vs. Mercyhurst, QF, March 19, 2005 (3 OT)
16:07—Maria Rooth, Minn. Duluth vs. Harvard, NSF, March 23, 2001
20:08—Rebecca Johnston, Cornell vs. Boston U., QF, March 10, 2012 (3 OT)
22:53—Krissy Wendell, Minnesota vs. Dartmouth, NSF, March 26, 2004
26:45—Sarah Vaillancourt, Harvard vs. St. Lawrence, NSF, March 25, 2005

ASSISTS

4—Haley Irwin, Minn. Duluth vs. Mercyhurst, QF, March 15, 2008
4—Hilary Knight, Wisconsin vs. Dartmouth, QF, March 14, 2009
4—Jillian Saulnier, Cornell vs. Boston U., QF, March 10, 2012 (3 OT)
3—22 times, most recent: Alex Carpenter, Boston College vs. Clarkson, NSF, March 18, 2016

POINTS

6—Hilary Knight, Wisconsin vs. Dartmouth, QF, March 14, 2009
5—Nicole Corriero, Harvard vs. Mercyhurst, QF, March 19, 2005 (3 OT)
5—Natalie Darwitz, Minnesota vs. Dartmouth, NSF, March 25, 2005
5—Rebecca Russell, St. Lawrence vs. Dartmouth, N3d, March 27, 2005
5—Angie Keseley, Wisconsin vs. Dartmouth, QF, March 14, 2009
5—Rebecca Johnston, Cornell vs. Boston U., QF, March 10, 2012 (3 OT)

PENALTIES

6—Dina McCumber, Princeton vs. Minnesota, QF, March 17, 2006
5—Angela Ruggiero, Harvard vs. Minn. Duluth, CH, March 23, 2003 (2 OT)
4—Nora Tallus, Minn. Duluth vs. Harvard, CH, March 23, 2003 (2 OT)

- 4—Marykate Oakley, Princeton vs. Minnesota, QF, March 17, 2006
 4—Sam Faber, New Hampshire vs. Minn. Duluth, QF, March 14, 2009

SAVES

- 78—Desirae Clark, Mercyhurst vs. Harvard, QF, March 19, 2005 (3 OT)
 67—Brittany Martin, Harvard vs. Wisconsin, QF, March 10, 2007 (4 OT)
 61—Amanda Mazzotta, Cornell vs. Minn. Duluth, CH, March 21, 2010 (3 OT)
 58—Kerrin Sperry, Boston U. vs. Cornell, QF, March 10, 2012 (3 OT)
 57—Shelby Amsley-Benzie, North Dakota vs. Minnesota, QF, March 16, 2013 (3 OT)

SAVES, PERIOD

- 22—Riitta Schaublin, Minn. Duluth vs. St. Lawrence, QF, March 18, 2006 (first)
 20—Noora Rätty, Minnesota vs. Wisconsin, CH, March 18, 2012 (third)
 19—Desirae Clark, Mercyhurst vs. Harvard, QF, March 19, 2005 (3 OT) (second)
 19—Amanda Mazzotta, Cornell vs. Minnesota, NSF, March 16, 2012 (first)
 19—Ali Binnington, Rochester Inst. vs. Minnesota, QF, March 14, 2015 (first)

SHUTOUTS

- Brittony Chartier, Minnesota vs. Princeton, QF, March 17, 2006
 Jessica Moffat, St. Lawrence vs. Minn. Duluth, QF, March 18, 2006
 Jessie Vetter, Wisconsin vs. St. Lawrence, NSF, March 24, 2006
 Jessie Vetter, Wisconsin vs. Minnesota, CH, March 26, 2006
 Jessie Vetter, Wisconsin vs. Harvard, QF, March 10, 2007 (4 OT)
 Jessie Vetter, Wisconsin vs. St. Lawrence, NSF, March 16, 2007
 Kim Martin, Minn. Duluth vs. Wisconsin, CH, March 22, 2008
 Jessie Vetter, Wisconsin vs. Dartmouth, QF, March 14, 2009
 Jessie Vetter, Wisconsin vs. Mercyhurst, CH, March 22, 2009
 Emerance Maschmeyer, Harvard vs. Quinnipiac, QF, March 14, 2015
 Ann-Renee Desbiens, Wisconsin vs. Mercyhurst, QF, March 12, 2016
 Shea Tiley, Clarkson vs. Quinnipiac, QF, March 12, 2016
 Katie Burt, Boston College vs. St. Lawrence, March 11, 2017
 Ann-Renee Desbiens, Wisconsin vs. Robert Morris, March 11, 2017
 Sidney Peters, Minnesota vs. Minn. Duluth, March 11, 2017
 Ann-Renee Desbiens, Wisconsin vs. Boston College, NSF, March 17, 2017
 Shea Tiley, Clarkson vs. Wisconsin, CH, March 19, 2017
 Kassidy Suave, Ohio St. vs. Boston College, QF, March 10, 2018
 Kristen Campbell, Wisconsin vs. Minnesota, QF, March 10, 2018
 Shea Tiley, Clarkson vs. Ohio St., NSF, March 16, 2018

INDIVIDUAL, YEAR

GOALS

- 5—Nicole Corriero, Harvard, 2005
 5—Hilary Knight, Wisconsin, 2009
 5—Amanda Kessel, Minnesota, 2016
 4—12 times, most recent: Breanne Wilson-Bennett, Colgate, 2018

ASSISTS

- 9—Natalie Darwitz, Minnesota, 2005
 7—Julie Chu, Harvard, 2005
 7—Hilary Knight, Wisconsin, 2009
 6—Krissy Wendell, Minnesota, 2005
 6—Sara Bauer, Wisconsin, 2007
 6—Jamie Lee Rattray, Clarkson, 2014
 6—Genevieve Bannon, Clarkson, 2017

POINTS

- 12—Natalie Darwitz, Minnesota, 2005

- 12—Hilary Knight, Wisconsin, 2009
 9—Krissy Wendell, Minnesota, 2005
 8—Krissy Wendell, Minnesota, 2004
 8—Julie Chu, Harvard, 2005
 8—Nicole Corriero, Harvard, 2005
 8—Angie Keseley, Wisconsin, 2009
 8—Erika Lawler, Wisconsin, 2009
 8—Kelly Terry, Minnesota, 2014

PENALTIES

- 6—Dina McCumber, Princeton, 2006
 5—Angela Ruggiero, Harvard, 2003
 5—Nora Tallus, Minn. Duluth, 2003
 5—Laurie Ross, St. Lawrence, 2005
 4—Gillian Apps, Dartmouth, 2003
 4—Lindsay Weaver, Harvard, 2004
 4—Marykate Oakley, Princeton, 2006
 4—Sam Faber, New Hampshire, 2009
 4—Cassea Schols, Mercyhurst, 2009
 4—Lauriane Rougeau, Cornell, 2010
 4—Kelly Seeler, Minnesota, 2010
 4—Sarah Lefort, Boston U., 2013
 4—Kaleigh Fratkin, Boston U., 2013
 4—Molly Byrne, Mercyhurst, 2013

SAVES

- 123—Amanda Mazzotta, Cornell, 2010
 103—Julia Vandyk, Colgate, 2018
 99—Jennifer Harss, Minn. Duluth, 2010
 97—Jessie Vetter, Wisconsin, 2009
 97—Noora Rätty, Minnesota, 2013

SAVE PERCENTAGE (MINIMUM TWO GAMES)

- .990—Jessie Vetter, Wisconsin, 2006 (1 goal allowed, 95 Saves)
 .990—Jessie Vetter, Wisconsin, 2009 (1 goal allowed, 97 Saves)
 .986—Jessie Vetter, Wisconsin, 2007 (1 goal allowed, 75 Saves)
 .980—Kassidy Suave, Ohio St., 2018 (1 goal allowed, 71 Saves)
 .983—Katie Burt, Boston College, 2017 (1 goal allowed, 59 Saves)

GOALS-AGAINST AVERAGE (MINIMUM 110 MINUTES AND TWO GAMES)

- 0.24—Jessie Vetter, Wisconsin, 2007 (1 goal allowed)
 0.29—Jessie Vetter, Wisconsin, 2006 (1 goal allowed)
 0.33—Jessie Vetter, Wisconsin, 2009 (1 goal allowed)
 0.44—Kassidy Suave, Ohio St., 2018 (1 goal allowed)
 0.50—Katie Burt, Boston College, 2017 (1 goal allowed)

INDIVIDUAL, CAREER

GOALS

- 11—Amanda Kessel, Minnesota, 2011-13, 16
 10—Hilary Knight, Wisconsin, 2008-12
 9—Jinelle Zaugg, Wisconsin, 2006-08
 8—Nicole Corriero, Harvard, 2003-05
 8—Natalie Darwitz, Minnesota, 2003-05
 8—Krissy Wendell, Minnesota, 2003-05
 8—Hannah Brandt, Minnesota, 2013-16

ASSISTS

- 14—Meghan Duggan, Wisconsin, 2007-11
 12—Natalie Darwitz, Minnesota, 2003-05

12—Hilary Knight, Wisconsin, 2008-12
11—Krissy Wendell, Minnesota, 2003-05
10—Julie Chu, Harvard, 2003-07
10—Hannah Brandt, Minnesota, 2013-16

POINTS

22—Hilary Knight, Wisconsin, 2008-12 (10 Goals, 12 Assists)
20—Natalie Darwitz, Minnesota, 2003-05 (8 Goals, 12 Assists)
19—Meghan Duggan, Wisconsin, 2007-11 (5 Goals, 14 Assists)
19—Krissy Wendell, Minnesota, 2003-05 (8 Goals, 11 Assists)
19—Amanda Kessel, Minnesota, 2011-13, 16 (11 goals, 8 assists)

SAVES

341—Jessie Vetter, Wisconsin, 2006-09
269—Noora Raty, Minnesota, 2010-13
255—Shea Tiley, Clarkson, 2015-18
249—Amanda Leveille, Minnesota, 2014-16
223—Katie Burt, Boston College, 2015-18
217—Kerrin Sperry, Boston U., 2010-13
215—Amanda Mazzotta, Cornell, 2010-12

SAVE PERCENTAGE (MINIMUM FOUR GAMES, 200 MINUTES AND TWO YEARS)

.974—Jessie Vetter, Wisconsin, 2006-09 (9 Goals allowed, 341 Saves)
.951—Shea Tiley, Clarkson (13 Goals allowed, 255 Saves)
.949—Katie Burt, Boston College, 2015-18 (12 Goals allowed, 223 Saves)
.947—Jessica Moffatt, St. Lawrence, 2005-06 (7 Goals allowed, 126 Saves)
.947—Ann-Renee Desbiens, Wisconsin, 2015-17 (9 Goals allowed, 161 Saves)
.942—Riitta Schaublin, Minn. Duluth, 2005-07 (9 Goals allowed, 145 Saves)
.933—Molly Schaus, Boston College, 2007-11 (14 Goals allowed, 194 Saves)

GOALS-AGAINST AVERAGE

(Minimum four games, 200 minutes and two years)

0.66—Jessie Vetter, Wisconsin, 2006-09 (9 Goals allowed)
1.26—Ann-Renee Desbiens, Wisconsin, 2015-17 (9 Goals allowed)
1.34—Shea Tiley, Clarkson, 2015-18 (13 Goals allowed)
1.51—Katie Burt, Boston College, 2015-18 (12 Goals allowed)
1.71—Jessica Moffatt, St. Lawrence, 2005-06 (7 Goals allowed)
1.85—Riitta Schaublin, Minn. Duluth, 2005-07 (9 Goals allowed)
1.95—Amanda Leveille, Minnesota, 2014-16 (18 Goals allowed)

GOALIE VICTORIES

11—Jessie Vetter, Wisconsin, 2006-09 (1 loss)
8—Amanda Leveille, Minnesota, 2014-16 (1 loss)
7—Noora Rätty, Minnesota, 2010-13 (2 losses)
7—Shea Tiley, Clarkson, 2015-18 (2 losses)
5—Jody Horak, Minnesota, 2002-05 (2 losses)
5—Alex Rigsby, Wisconsin, 2011-12 (1 loss)
5—Amanda Leveille, Minnesota, 2014-15 (1 losses)

GOALIE WINNING PERCENTAGE (MINIMUM 4 DECISIONS)

1.000—Patricia Sautter, Minn. Duluth, 2002-03 (4-0)
.917—Jessie Vetter, Wisconsin, 2006-09 (11-1)
.889—Amanda Leveille, Minnesota, 2014-16 (8-1)
.833—Alex Rigsby, Wisconsin, 2011-12 (5-1)
.778—Noora Raty, Minnesota, 2010-13 (7-2)
.778—Shea Tiley, Clarkson, 2015-18 (7-2)

TEAM, GAME

GOALS

8—Cornell vs. Boston U. (7), QF, March 10, 2012 (3 OT)
7—Minnesota vs. Dartmouth (2), NSF, March 25, 2005
7—Wisconsin vs. Dartmouth (0), QF, March 14, 2009
7—Cornell vs. Dartmouth (1), QF, March 12, 2011
7—Boston U. vs. Cornell (8), QF, March 10, 2012 (3 OT)
7—Wisconsin vs. Robert Morris (0), QF, March 11, 2017

GOALS, BOTH TEAMS

15—Cornell (8) vs. Boston U. (7), QF, March 10, 2012 (3 OT)
9—Minn. Duluth (6) vs. Harvard (3), NSF, March 23, 2001
9—Harvard (5) vs. Mercyhurst (4), QF, March 19, 2005 (3 OT)
9—Minnesota (7) vs. Dartmouth (2), NSF, March 25, 2005
9—Minnesota (5) vs. New Hampshire (4), NSF, March 24, 2006
9—Minn. Duluth (5) vs. Mercyhurst (4), QF, March 15, 2008
9—Mercyhurst (5) vs. Minnesota (4), NSF, March 20, 2009
9—Boston College (6) vs. St. Lawrence (3), QF, March 10, 2012
9—Minnesota (6) vs. Boston U. (3), CH, March 24, 2013

GOALS, PERIOD

5—Minn. Duluth vs. Harvard, NSF, March 23, 2001 (third)
5—Minnesota vs. Dartmouth, NSF, March 25, 2005 (first)
4—Minnesota vs. Dartmouth, NSF, March 26, 2004 (third)
4—Minnesota vs. Harvard, CH, March 28, 2004 (third)
4—Minn. Duluth vs. New Hampshire, QF, March 14, 2009 (third)
4—Minnesota vs. Boston College, QF, March 14, 2009 (first)
4—Cornell vs. Harvard, QF, March 12, 2010 (second)
4—Boston College vs. Minnesota, QF, March 12, 2011 (first)
4—Cornell vs. Boston U., QF, March 10, 2012 (3 OT) (second)
4—Boston College vs. St. Lawrence, March 11, 2017 (second)
4—Wisconsin vs. Robert Morris, March 11, 2017 (second)

GOALS, PERIOD, BOTH TEAMS

7—Minn. Duluth (5) vs. Harvard (2), NSF, March 23, 2001 (third)
7—Minnesota (5) vs. Dartmouth (2), NSF, March 25, 2005 (first)
5—Minn. Duluth (3) vs. Dartmouth (2), NSF, March 21, 2003 (second)
5—Wisconsin (3) vs. Dartmouth (2), QF, March 19, 2005 (first)
5—Minn. Duluth (3) vs. Mercyhurst (2), QF, March 15, 2008 (third)
5—Minn. Duluth (4) vs. New Hampshire (1), QF, March 14, 2009 (third)
5—Minnesota (4) vs. Boston College (1), QF, March 14, 2009 (first)
5—Cornell (4) vs. Harvard (1), QF, March 13, 2010 (second)
5—Cornell (4) vs. Boston U. (1), QF, March 10, 2012 (3 OT) (second)
5—Boston U. (3) vs. Cornell (2), QF, March 10, 2012 (3 OT) (third)
5—St. Lawrence (3) vs. Boston College (2), QF, March 10, 2012 (second)
5—Minnesota (3) vs. Wisconsin (2), CH, March 18, 2012 (first)

GOALS, LOSING TEAM

7—Boston U. vs. Cornell (8), QF, March 10, 2012 (3 OT)
4—Mercyhurst vs. Harvard (5), QF, March 19, 2005 (3 OT)
4—New Hampshire vs. Minnesota (5), NSF, March 24, 2006
4—Mercyhurst vs. Minn. Duluth (5), QF, March 15, 2008
4—Minnesota vs. Mercyhurst (5), NSF, March 20, 2009

FEWEST GOALS

0—Princeton vs. Minnesota (4), QF, March 17, 2006
0—Minn. Duluth vs. St. Lawrence (1), QF, March 18, 2006
0—St. Lawrence vs. Wisconsin (1), NSF, March 24, 2006
0—Minnesota vs. Wisconsin (3), CH, March 26, 2006
0—Harvard vs. Wisconsin (1), QF, March 10, 2007 (4 OT)

0—St. Lawrence vs. Wisconsin (4), NSF, March 16, 2007
0—Wisconsin vs. Minn. Duluth (4), CH, March 22, 2008
0—Dartmouth vs. Wisconsin (7), QF, March 14, 2009
0—Mercyhurst vs. Wisconsin (5), CH, March 22, 2009
0—Mercyhurst vs. Wisconsin (6), QF, March 12, 2016
0—Quinnipiac vs. Clarkson (1), QF, March 12, 2016
0—Robert Morris vs. Wisconsin (7), March 11, 2017
0—St. Lawrence vs. Boston College (6), March 11, 2017
0—Minn. Duluth vs. Minnesota (1), March 11, 2017
0—Boston College vs. Wisconsin (1), NSF, March 17, 2017
0—Wisconsin vs. Clarkson (3), CH, March 19, 2017
0—Boston College vs. Ohio St. (2), QF, March 10, 2018
0—Minnesota vs. Wisconsin (4), QF, March 10, 2018
0—Ohio St. vs. Clarkson (1), NSF, March 16, 2018

FEWEST GOALS, BOTH TEAMS

1—St. Lawrence (1) vs. Minn. Duluth (0), QF, March 18, 2006
1—Wisconsin (1) vs. St. Lawrence (0), NSF, March 24, 2006
1—Wisconsin (1) vs. Harvard (0), QF, March 10, 2007 (4 OT)
1—Clarkson (1) vs. Quinnipiac (0), QF, March 12, 2016
1—Wisconsin (1) vs. Boston College (0), NSF, March 17, 2017
1—Ohio St. (0) vs. Clarkson (1), NSF, March 16, 2018

FASTEST CONSECUTIVE GOALS

:18—Wisconsin (Abby Roque) vs. Minnesota, QF, March 10, 2018
:20—St. Lawrence (Karell Emard and Michelle Ng) vs. Boston College, QF, March 10, 2012
:23—Harvard (Julie Chu and Lauren McAuliffe) vs. Minnesota, NSF, March 21, 2003
:23—Harvard (Jennifer Botterill and Lauren McAuliffe) vs. Minn. Duluth, CH, March 23, 2003 (2 OT)
:26—Boston U. (Sarah Lefort and Louise Warren) vs. Clarkson, QF, March 16, 2013
:26—Minnesota (Dani Cameranesi and Amanda Kessel) vs. Princeton, QF, March 12, 2016

FASTEST CONSECUTIVE GOALS BY OPPOSING TEAMS

:10—Minn. Duluth (Emmanuelle Blais), then Wisconsin (Jasmine Giles), CH, March 18, 2007
:10—Boston U. (Tara Watchorn), then Mercyhurst (Bailey Bram), QF, March 13, 2010
:12—Boston U. (Louise Warren), then Clarkson (Christine Lambert), QF, March 16, 2013
:12—Clarkson (Loren Gabel), then Cornell (Lenka Serdar), March 11, 2017
:16—Minnesota (Hannah Brandt), then Boston U. (Sarah Lefort), CH, March 24, 2013

WINNING MARGIN

7—Wisconsin (7) vs. Dartmouth (0), QF, March 14, 2009
7—Wisconsin (7) vs. Robert Morris (0), March 11, 2017
6—Cornell (7) vs. Dartmouth (1), QF, March 12, 2011
6—Wisconsin (6) vs. Mercyhurst (0), QF, March 12, 2016
6—Boston College vs. St. Lawrence (0), March 11, 2017

LARGEST MARGIN OVERCOME TO WIN

3—Cornell vs. Boston U., QF, March 10, 2012 [trailed 3-0, won 8-7 (3 OT)]
2—Harvard vs. Mercyhurst, QF, March 19, 2005 (trailed 2-0, won 5-4 [3 OT])
2—Boston College vs. St. Lawrence, QF, March 10, 2012 (trailed 3-1, won 6-3)
2—Boston College vs. Clarkson, NSF, March 18, 2016 (trailed 2-0, won 3-2 OT)

ASSISTS

13—Boston U. vs. Cornell, QF, March 10, 2012 (3 OT) (7 Goals)
12—Minnesota vs. Princeton, QF, March 12, 2016 (6 Goals)
12—Wisconsin vs. Mercyhurst, QF, March 12, 2016 (6 Goals)
11—Wisconsin vs. Dartmouth, QF, March 14, 2009 (7 Goals)
11—Cornell vs. Dartmouth, QF, March 12, 2011 (7 Goals)
11—Cornell vs. Boston U., QF, March 10, 2012 (3 OT) (8 Goals)

ASSISTS, BOTH TEAMS

24—Boston U. (13) vs. Cornell (11), QF, March 10, 2012 (3 OT) (15 Goals)
16—Minnesota (10) vs. Boston U. (6), CH, March 24, 2013 (9 Goals)

16—Minnesota (12) vs. Princeton (4), QF, March 12, 2016 (8 Goals)
14—Minn. Duluth (8) vs. Mercyhurst (6), QF, March 15, 2008 (9 Goals)
13—Minn. Duluth (9) vs. Harvard (4), NSF, March 23, 2001 (9 Goals)
13—Cornell (11) vs. Dartmouth (2), QF, March 12, 2011 (8 Goals)

FEWEST ASSISTS (EXCLUDING SHUTOUTS)

0—St. Lawrence vs. Minn. Duluth, QF, March 18, 2006 (1 goal)
0—Dartmouth vs. Harvard, QF, March 15, 2008 (1 goal)
0—Boston College vs. Wisconsin, NSF, March 18, 2011 (2 Goals)
0—Boston U. vs. Wisconsin, CH, March 20, 2011 (1 goal)
0—Clarkson vs. Quinnipiac, QF, March 12, 2016 (1 goal)

FEWEST ASSISTS, BOTH TEAMS

0—St. Lawrence (0) vs. Minn. Duluth (0), QF, March 18, 2006 (1 goal)
0—Wisconsin (0) vs. St. Lawrence (0), NSF, March 24, 2006 (1 goal)
0—Clarkson (0) vs. Quinnipiac (0), QF, March 12, 2016 (1 goal)
2—Wisconsin (2) vs. Harvard (0), QF, March 10, 2007 (4 OT) (1 goal)
2—Minnesota (2) vs. Minn. Duluth (0), March 11, 2017, (1 goal)
2—Wisconsin (2) vs. Boston College (0), NSF, March 17, 2017 (1 Goal)
2—Clarkson (2) vs. Ohio St. (0), NSF, March 16, 2018 (1 Goal)

POINTS

20—Boston U. (7 Goals, 13 Assists) vs. Cornell, QF, March 10, 2012 (3 OT)
19—Cornell (8 Goals, 11 Assists) vs. Boston U., QF, March 10, 2012 (3 OT)
18—Wisconsin (7 Goals, 11 Assists) vs. Dartmouth, QF, March 14, 2009
18—Cornell (7 Goals, 11 Assists) vs. Dartmouth, QF, March 12, 2011
18—Minnesota (6 Goals, 12 Assists) vs. Princeton, QF, March 12, 2016
18—Wisconsin (6 Goals, 12 Assists) vs. Mercyhurst, QF, March 12, 2016

POINTS, BOTH TEAMS

39—Boston U. (7 Goals, 13 Assists) vs. Cornell (8 Goals, 11 Assists), QF, March 10, 2012 (3 OT)
25—Minnesota (6 Goals, 10 Assists) vs. Boston U. (3 Goals, 6 Assists), CH, March 24, 2013
24—Minnesota (6 Goals, 12 Assists) vs. Princeton (2 Goals, 4 Assists), QF, March 12, 2016
23—Minn. Duluth (5 Goals, 8 Assists) vs. Mercyhurst (4 Goals, 6 Assists), QF, March 15, 2008
22—Minn. Duluth (6 Goals, 9 Assists) vs. Harvard (3 Goals, 4 Assists), NSF, March 23, 2001

SHOTS ON GOAL

83—Harvard vs. Mercyhurst, QF, March 19, 2005 (3 OT) (5 Goals)
68—Wisconsin vs. Harvard, QF, March 10, 2007 (4 OT) (1 goal)
66—Cornell vs. Boston U., QF, March 10, 2012 (3 OT) (8 Goals)
64—Minn. Duluth vs. Cornell, CH, March 21, 2010 (3 OT) (3 Goals)
60—Mercyhurst vs. Harvard, QF, March 19, 2005 (3 OT) (4 Goals)
60—Minnesota vs. North Dakota, QF, March 16, 2013 (3 OT) (3 Goals)

SHOTS ON GOAL, BOTH TEAMS

143—Harvard (83) vs. Mercyhurst (60), QF, March 19, 2005 (3 OT) (9 Goals)
115—Minn. Duluth (64) vs. Cornell (51), CH, March 21, 2010 (3 OT) (5 Goals)
113—Cornell (66) vs. Boston U. (47), QF, March 10, 2012 (3 OT) (15 Goals)
112—Minnesota (60) vs. North Dakota (52), QF, March 16, 2013 (3 OT) (5 Goals)
104—Wisconsin (68) vs. Harvard (36), QF, March 10, 2007 (4 OT) (1 goal)

SHOTS ON GOAL, REGULATION PERIOD

25—Wisconsin vs. Robert Morris, March 11, 2017 (second)
22—St. Lawrence vs. Minn. Duluth, QF, March 18, 2006 (OT) (first)
22—Minnesota vs. Rochester Inst., QF, March 14, 2015 (first)
21—Harvard vs. Mercyhurst, QF, March 19, 2005 (3 OT) (second)
21—Minnesota vs. Cornell, NSF, March 16, 2012 (first)

SHOTS ON GOAL, REGULATION PERIOD, BOTH TEAMS

33—Wisconsin (20) vs. Mercyhurst (13), QF, March 10, 2012 (third)
32—Mercyhurst (17) vs. Harvard (15), QF, March 19, 2005 (3 OT) (first)
32—Minnesota (22) vs. Rochester Inst. (10), QF, March 14, 2015 (first)
32—Minnesota (22) vs. Rochester Inst. (10), QF, March 14, 2015 (first)
32—Boston College (23) vs. Ohio St. (9), QF, March 10, 2018 (third)
31—Minnesota (17) vs. Boston College (14), QF, March 14, 2009 (second)

FEWEST SHOTS ON GOAL

10—Dartmouth vs. Minnesota, NSF, March 25, 2005
13—St. Lawrence vs. Mercyhurst, QF, March 14, 2009
14—Quinnipiac vs. Clarkson, QF, March 12, 2016
15—Providence vs. Minnesota, QF, March 18, 2005
15—Minn. Duluth vs. New Hampshire, NSF, March 20, 2008
15—Cornell vs. Boston U., NSF, March 18, 2011

FEWEST SHOTS ON GOAL, BOTH TEAMS

34—Dartmouth (10) vs. Minnesota (24), NSF, March 25, 2005 (9 Goals)
42—Wisconsin (24) vs. Minn. Duluth (18), CH, March 18, 2007 (5 Goals)
43—Harvard (23) vs. Quinnipiac (20), QF, March 14, 2015 (5 Goals)
43—Quinnipiac (14) vs. Clarkson (29), QF, March 12, 2016 (1 Goal)
46—Dartmouth (23) vs. St. Lawrence (23), N3d, March 28, 2004 (3 Goals)
46—Wisconsin (24) vs. St. Lawrence (22), NSF, March 16, 2007 (4 Goals)
46—Boston U. (31) vs. Cornell (15), NSF, March 18, 2011 (5 Goals)

FEWEST SHOTS ON GOAL, REGULATION PERIOD

0—Dartmouth vs. Minnesota, NSF, March 25, 2005 (third)
0—Minn. Duluth vs. New Hampshire, NSF, March 20, 2008 (second)
1—St. Lawrence vs. Dartmouth, NSF, March 23, 2001 (third)
2—St. Lawrence vs. Minn. Duluth, CH, March 25, 2001 (second)
2—Dartmouth vs. Minnesota, NSF, March 26, 2004 (third)
2—St. Lawrence vs. New Hampshire, QF, March 10, 2007 (third)
2—Boston U. vs. Mercyhurst, QF, March 13, 2010 (first)
2—Cornell vs. Boston U., NSF, March 18, 2011 (second)
2—Quinnipiac vs. Clarkson, QF, March 12, 2016 (first)
2—Robert Morris vs. Wisconsin, March 11, 2017 (second)

FEWEST SHOTS ON GOAL, REGULATION PERIOD, BOTH TEAMS

6—Dartmouth (3) vs. Minnesota (3), NSF, March 25, 2005 (second)
8—Wisconsin (4) vs. Minn. Duluth (4), CH, March 18, 2007 (third)
9—Minnesota (9) vs. Dartmouth (0), NSF, March 25, 2005 (second)
9—Harvard (5) vs. Minnesota (4), CH, March 27, 2005 (third)
9—Clarkson (3) vs. Wisconsin (6), March 19, 2017 (first)
9—Clarkson (3) vs. Mercyhurst (6), March 10, 2018 (third)

PENALTIES

15—Princeton vs. Minnesota, QF, March 17, 2006
13—Minnesota vs. Princeton, QF, March 17, 2006
12—Mercyhurst vs. Harvard, QF, March 19, 2005 (3 OT)

12—Harvard vs. St. Lawrence, NSF, March 25, 2005
11—Minn. Duluth vs. Wisconsin, CH, March 22, 2008

PENALTIES, BOTH TEAMS

28—Princeton (15) vs. Minnesota (13), QF, March 17, 2006
22—Harvard (12) vs. St. Lawrence (10), NSF, March 25, 2005
19—Mercyhurst (12) vs. Harvard (7), QF, March 19, 2005 (3 OT)
18—Minn. Duluth (11) vs. Wisconsin (7), CH, March 22, 2008
18—Boston U. (10) vs. Cornell (8), QF, March 10, 2012 (3 OT)

FEWEST PENALTIES

0—Clarkson vs. Minnesota, NSF, March 17, 2017
1—Minn. Duluth vs. Harvard, NSF, March 23, 2001
1—Minnesota vs. Niagara, N3d, March 24, 2002 (OT)
1—St. Lawrence vs. Wisconsin, NSF, March 16, 2007
1—Boston U. vs. Mercyhurst, QF, March 12, 2011
1—Minnesota vs. Boston College, QF, March 12, 2011
1—Wisconsin vs. Boston U., CH, March 20, 2011
1—Wisconsin vs. Harvard, QF, March 15, 2014
1—Quinnipiac vs. Harvard, QF, March 14, 2015
1—Minnesota vs. Wisconsin, NSF, March 20, 2015
1—Minnesota vs. Minn. Duluth, March 11, 2017
1—Clarkson vs. Cornell, March 11, 2017
1—Minnesota vs. Clarkson, NSF, March 17, 2017

FEWEST PENALTIES, BOTH TEAMS

1—Minnesota (1) vs. Clarkson (0), NSF, March 17, 2017
3—Harvard (2) vs. Minn. Duluth (1), NSF, March 23, 2001
3—Minnesota (1) vs. Wisconsin (2), NSF, March 20, 2015
3—Minnesota (1) vs. Minn. Duluth (2), March 11, 2017
4—Niagara (3) vs. Minnesota (1), N3d, March 24, 2002 (OT)
4—Dartmouth (2) vs. Minnesota (2), NSF, March 26, 2004
4—Wisconsin (2) vs. Minnesota (2), QF, March 15, 2008 (OT)
4—Mercyhurst (3) vs. Boston U. (1), QF, March 12, 2011
4—Boston U. (3) vs. Wisconsin (1), CH, March 20, 2011
4—Quinnipiac (1) vs. Harvard (3), QF, March 14, 2015

LONGEST GAME

127:09—Wisconsin (1) vs. Harvard (0), QF, March 10, 2007 (4 OT)
119:50—Cornell (8) vs. Boston U. (7), QF, March 10, 2012 (3 OT)
119:26—Minn. Duluth (3) vs. Cornell (2), CH, March 21, 2010 (3 OT)
118:51—Minnesota (3) vs. North Dakota (2), QF, March 16, 2013 (3 OT)
112:28—Harvard (5) vs. Mercyhurst (3), QF, March 19, 2005 (3 OT)

TEAM, YEAR

GOALS

17—Wisconsin, 2009 (3 games)
17—Minnesota, 2005 (3)
14—Minnesota, 2014 (3)
13—Clarkson, 2014 (3)
13—Minnesota, 2015 (3)

FEWEST GOALS (MINIMUM TWO GAMES)

1—St. Lawrence, 2006 (2 games)
2—Dartmouth, 2004 (2)
2—Ohio St., 2018 (2)
3—Dartmouth, 2001 (2)
3—Minnesota, 2002 (2)
3—Minnesota, 2003 (2)
3—St. Lawrence, 2004 (2)
3—Clarkson, 2016 (2)

FEWEST GOALS ALLOWED (MINIMUM TWO GAMES)

1—Wisconsin, 2006 (3 games)
1—St. Lawrence, 2006 (2)
1—Wisconsin, 2007 (3)
1—Wisconsin, 2009 (3)
1—Boston College, 2017 (2)
1—Ohio St., 2018 (2)

ASSISTS

27—Wisconsin, 2009 (3 games)
26—Minnesota, 2005 (3)
22—Harvard, 2005 (3)
22—Minnesota, 2015 (3)
21—Minnesota, 2013 (3)

POINTS

44—Wisconsin, 2009 (3 games)
43—Minnesota, 2005 (3)
35—Minnesota, 2005 (3)
34—Harvard, 2005 (3)
33—Minnesota, 2013 (3)
33—Clarkson, 2014 (3)
33—Minnesota, 2014 (3)

SHOTS ON GOAL

149—Harvard, 2005 (3 games)
128—Minnesota, 2013 (3)
126—Wisconsin, 2017 (3)
124—Wisconsin, 2012 (3)
122—Wisconsin, 2011 (3)

FEWEST SHOTS ON GOAL (MINIMUM TWO GAMES)

41—Cornell, 2011 (2 games)
43—St. Lawrence, 2007 (2)
50—Boston College, 2017 (2)
52—Boston College, 2013 (2)
53—Boston College, 2011 (2)

PENALTIES

25—Minn. Duluth, 2008 (3 games)
23—Minnesota, 2006 (3)
22—Harvard, 2005 (3)
20—St. Lawrence, 2005 (3)
19—Wisconsin, 2009 (3)

FEWEST PENALTIES (MINIMUM TWO GAMES)

2—Minnesota, 2017 (2 games)
3—Clarkson, 2017 (3 games)
4—Minnesota, 2002 (2 games)
5—Minn. Duluth, 2001 (2)
5—St. Lawrence, 2007 (2)
5—Wisconsin, 2014 (2)

TOURNAMENT HISTORY

TOURNAMENT WON-LOST-TIED RECORDS

(23 Teams)

(Note: Third-place game discontinued after 2005. Since then, both semifinal losers are awarded third place.)

Team (Years Participated)	Tournament Record					Tournament Finish			
	Years	Won	Lost	Tied	Pct.	1st	2nd	3rd	4th
Boston College (2007-09-11-12-13-14-15-16-17-18)	10	8	10	0	.444	0	1	6	0
Boston U. (2010-11-12-13-14-15)	6	4	6	0	.400	0	2	0	0
Brown (2002)	1	1	1	0	.500	0	1	0	0
Clarkson (2010-13-14-15-16-17-18)	7	10	4	0	.714	3	0	1	0
Colgate (2018)	1	2	1	0	.667	0	1	0	0
Cornell (2010-11-12-13-14-17)	6	4	6	0	.400	0	1	2	0
Dartmouth (2001-03-04-05-07-08-09-11)	8	2	11	0	.154	0	0	1	3
Harvard (2001-03-04-05-06-07-08-10-13-14-15)	11	8	11	0	.421	0	4	2	0
Mercyhurst (2005-06-07-08-09-10-11-12-13-14-16-18)	12	5	12	0	.294	0	1	3	0
Minnesota (2002-03-04-05-06-08-09-10-11-12-13-14-15-16-17-18)	16	24	11	1	.681	6	2	4	1
Minn. Duluth (2001-02-03-05-06-07-08-09-10-11-17)	11	15	6	0	.714	5	1	1	0
New Hampshire (2006-07-08-09-10)	5	2	5	0	.286	0	0	2	0
Niagara (2002)	1	0	1	1	.250	0	0	1	0
North Dakota (2012-13)	1	0	2	0	.000	0	0	0	0
Northeastern (2016-18)	2	0	2	0	.000	0	0	0	0
Ohio St. (2018)	1	1	1	0	.500	0	0	1	0
Princeton (2006)	1	0	1	0	.000	0	0	0	0
Providence (2005)	1	0	1	0	.000	0	0	0	0
Quinnipiac (2015-16)	2	0	2	0	.000	0	0	0	0
Robert Morris (2017)	1	0	1	0	.000	0	0	0	0
RIT (2015)	1	0	1	0	.000	0	0	0	0
St. Lawrence (2001-04-05-06-07-08-09-12-17)	9	6	9	0	.400	0	1	4	0
Wisconsin (2005-06-07-08-09-11-12-14-15-16-17-18)	12	22	8	0	.733	4	4	3	0

TOURNAMENT HIGHLIGHTS

- 2001** A Women's Frozen Four is held for the first time as Minn. Duluth defeats St. Lawrence, 4-2, in Minneapolis to take home the first crown.
- 2002** Minn. Duluth wins its second straight Women's Frozen Four, 3-2, over Brown.
- 2003** Minn. Duluth wins the Women's Frozen Four, its third consecutive, in front of a record crowd of 5,167, in its home arena.
- 2004** Minnesota outcores its two opponents, 11-3, to dominate the Women's Frozen Four in Providence, R.I. The Golden Gophers beat Harvard, 6-2, in the championship game.
- 2005** The field expands to eight teams with Mercyhurst, Providence and Wisconsin all making their first appearances. Minnesota wins its second straight title.
- 2006** Wisconsin claims its first Women's Frozen Four title in Minneapolis after defeating Minnesota, the two-time defending national champion. The Badgers become the first team in tournament history other than the Golden Gophers or Minn. Duluth to win the championship.
- 2007** The Frozen Four is held in historic Lake Placid, N.Y., where the 1980 Olympic Games took place. Wisconsin successfully defends its title, defeating Minn. Duluth, 4-1, in the championship game.
- 2008** Minn. Duluth captures its fourth national championship with a 4-0 shutout of Wisconsin in the final to avenge a loss to the Badgers in the 2007 championship game.
- 2009** Wisconsin rides the most prolific offense in the history of the NCAA women's ice hockey tournament to its third NCAA title, shutting out Mercyhurst, 5-0, in the championship. Mercyhurst becomes the first No. 3 seed to reach the title contest.
- 2010** Minn. Duluth outlasts tournament newcomer Cornell in the longest championship game in NCAA tournament history, capturing its fifth national title with a 3-2 triple-overtime victory. Cornell is the first team to reach the title game in its initial NCAA tournament appearance since Brown in 2002.
- 2011** After missing the tournament in 2010, Wisconsin rebounds to win its second national championship in three years, defeating Boston U. in the title game. It was the fourth championship overall for the Badgers.
- 2012** Minnesota won its third championship and first since 2005, defeating defending champion and top-seeded Wisconsin in the final, 4-2. It was the first time in tournament history that the top seed had lost in the championship game. Wisconsin's Hilary Knight became the tournament's all-time leader in goals and points scored. Cornell's 8-7 triple-overtime win over Boston U. in the quarterfinals was the highest-scoring game in tournament history.

- 2013** Minnesota completed the first undefeated season in NCAA history at 41-0 with a 6-3 victory against Boston U. in the championship game in its home rink.
- 2014** Clarkson becomes the first team from the East, and just fourth different team overall, to win the NCAA title, with a 5-4 win against Minnesota at Quinnipiac.
- 2015** Minnesota wins its record-tying fifth title on its home ice in front of a sellout crowd, 4-1 against Harvard.
- 2016** Minnesota defended its NCAA crown and won for a record-setting sixth time in part thanks to the return of USA Olympian Amanda Kessel.
- 2017** The tournament featured shut outs in five of the seven tournament games, including the national championship game, which saw Clarkson wins its second NCAA title, 3-0 against Wisconsin in St. Charles, Mo.
- 2018** Clarkson needed overtime in all three of its tournament contests, including a 2-1 win over Colgate, to win the NCAA title.

ENTERING THE NCAA TOURNAMENT, THESE TEAMS...

...HAD THE MOST WINS

Year	Team (Coach)	Record	Tournament Result
2013	Minnesota (Brad Frost)	38-0-0	3-0, CHAMPION
2016	Boston College (Katie Crowley)	38-0-0	2-1, Second Place
2014	Minnesota (Brad Frost)	36-1-1	2-1, Second Place
2011	Wisconsin (Mark Johnson)	34-2-2	3-0, CHAMPION
2016	Wisconsin (Mark Johnson)	34-3-1	1-1, Third Place (Tied)
2007	Wisconsin (Mark Johnson)	33-1-4	3-0, CHAMPION
2005	Minnesota (Laura Halldorson)	33-2-2	3-0, CHAMPION
2006	Wisconsin (Mark Johnson)	33-4-1	3-0, CHAMPION
2015	Boston College (Katie Crowley)	33-2-2	1-1, Third Place (Tied)
2018	Clarkson (Matt Desrosiers)	33-4-1	3-0, CHAMPION

...HAD THE HIGHEST WINNING PERCENTAGES

Year	Team (Coach)	Record	Pct.*	Tournament Result
2013	Minnesota (Brad Frost)	38-0	1.000	3-0, CHAMPION
2016	Boston College (Katie Crowley)	38-0	1.000	2-1, Second Place
2008	Harvard (Katey Stone)	31-1	.969	1-1, Third Place (Tied)
2014	Minnesota (Brad Frost)	36-1-1	.961	2-1, Second Place
2007	Mercyhurst (Michael Sisti)	32-1-3	.930	0-1
2006	New Hampshire (Brian McCloskey)	32-2-1	.929	1-1, Third Place (Tied)
2011	Cornell (Doug Derraugh)	30-2-1	.924	1-1, Third Place (Tied)
2007	Wisconsin (Mark Johnson)	33-1-4	.921	3-0, CHAMPION
2011	Wisconsin (Mark Johnson)	34-2-2	.921	3-0, CHAMPION
2005	Minnesota (Laura Halldorson)	33-2-2	.919	3-0, CHAMPION
2015	Boston College (Katie Crowley)	33-2-2	.919	1-1, Third Place (Tied)

*Ties computed as half won, half lost.

...HAD THE MOST LOSSES

Year	Team (Coach)	Record	Tournament Result
2015	Rochester Inst. (Scott McDonald)	15-18-5	0-1, First Round
2018	Northeastern (Dave Flint)	19-16-3	0-1, First Round
2018	Mercyhurst (Michael Sisti)	18-14-4	0-1, First Round
2012	Boston U. (Brian Durocher)	23-13-1	0-1, First Round
2006	Harvard (Katey Stone)	18-12-4	0-1, First Round
2014	Boston U. (Brian Durocher)	23-12-1	0-1, First Round
2010	Clarkson (Matt & Shannon Desrosiers)	23-11-5	0-1, First Round
2011	Dartmouth (Mark Hudak)	22-11	0-1, First Round
2012	North Dakota (Brian Idalski)	22-11-3	0-1, First Round
2013	North Dakota (Brian Idalski)	26-11-1	0-1, First Round

...HAD THE LOWEST WINNING PERCENTAGES

Year	Team (Coach)	Record	Pct.*	Tournament Result
2015	Rochester Inst. (Scott McDonald)	15-18-5	.461	0-1, First Round
2018	Northeastern (Dave Flint)	19-16-3	.539	0-1, First Round
2018	Mercyhurst (Michael Sisti)	18-14-4	.556	0-1, First Round
2006	Harvard (Katey Stone)	18-12-4	.588	0-1, First Round
2010	Boston U. (Brian Durocher)	17-8-12	.622	0-1, First Round
2016	Mercyhurst (Michael Sisti)	19-10-5	.632	0-1, First Round
2012	Boston U. (Brian Durocher)	23-13-1	.635	0-1, First Round
2005	Providence (Bob Deraney)	21-10-5	.653	0-1, First Round
2012	North Dakota (Brian Idalski)	22-11-3	.653	0-1, First Round
2014	Boston U. (Brian Durocher)	23-12-1	.653	0-1, First Round

*Ties computed as half won, half lost.

...HAD THE MOST TIES

Year	Team (Coach)	Record	Tournament Result
2010	Boston U. (Brian Durocher)	17-8-12	0-1, First Round
2006	Mercyhurst (Michael Sisti)	23-7-6	0-1, First Round
2008	Dartmouth (Mark Hudak)	18-8-6	0-1, First Round
2010	Cornell (Doug Derraugh)	19-8-6	2-1, Second Place
2011	Boston College (Katie King)	23-6-6	1-1, Third Place (Tied)
2017	Robert Morris (Paul Colontino)	24-4-6	0-1, First Round

SEEDING HISTORY

The National Collegiate Women's Ice Hockey Committee seeded all four teams from 2001 to 2004. After the bracket was extended to eight teams in 2005, only two teams were seeded. In 2007, it went back to a four-team seeding.

FARTHEST SEEDS HAVE ADVANCED

Seed Best Finish

#1	CH—Minn. Duluth 2003, Minnesota 2004-05, Wisconsin 2007-09-11, Minnesota 2013-15; Clarkson 2018
#2	CH—Minn. Duluth 2001-02-08-10, Wisconsin 2006, Minnesota 2012, Clarkson, 2017
#3	CH—Clarkson, 2014; Minnesota, 2016
#4	2d—St. Lawrence 2001

HOW THE SEEDS HAVE FARED...

Round-By-Round—2001-18

Seed	QF	NSF	N3d	CH	Total
#1	14-0	13-6	0-1-2	9-4	36-11-2
#2	10-4	10-5	0-0	7-3	27-12
#3	10-2	7-6	2-1	2-5	21-14
#4	6-6	1-8	1-1	0-1	8-16
Total	40-12	31-25	3-3-2	18-13	92-53-2

WON-LOST-TIED RECORDS OF SEEDS

Year	#1	#2	#3	#4
2001	0-2	2-0	1-1	1-1
2002	0-2-2	3-1	0-0	0-0
2003	2-0	1-1	0-2	1-1
2004	2-0	1-1	1-1	0-2
2005	3-0	0-1	0-0	0-0
2006	1-1	3-0	0-0	0-0
2007	3-0	0-1	0-1	0-1
2008	1-1	3-0	1-1	0-1
2009	3-0	1-1	2-1	0-1
2010	1-1	3-0	1-1	0-1
2011	3-0	1-1	2-1	1-1
2012	2-1	3-0	1-1	1-1
2013	3-0	0-1	2-1	1-1
2014	2-1	0-1	3-0	1-1
2015	3-0	1-1	2-1	1-1
2016	2-1	1-1	3-0	0-1
2017	2-1	3-0	0-1	1-1
2018	3-0	1-1	2-1	0-1
Total	36-11-2	27-12	21-14	8-16

ANNUAL SCORING LEADERS

Year	Player, School	Goals	Assists	Points
2001	Maria Rooth, Minn. Duluth	4	2	6
2002	Kristy Zamora, Brown	3	0	3
2003	Caroline Ouellette, Minn. Duluth	2	2	4
	Julie Chu, Harvard	2	2	4
	Hanne Sikio, Minn. Duluth	3	1	4
2004	Krissy Wendell, Minnesota	4	4	8
2005	Natalie Darwitz, Minnesota	3	9	12
2006	Bobbi Ross, Minnesota	4	0	4
2007	Sara Bauer, Wisconsin	1	6	7
2008	Haley Irwin, Minn. Duluth	1	5	6
2009	Hilary Knight, Wisconsin	5	7	12
2010	Emily West, Minnesota	3	2	5
	Emmanuelle Blais, Minn. Duluth	3	2	5
2011	Meghan Duggan, Wisconsin	2	3	5
	Hilary Knight, Wisconsin	1	4	5
2012	Sarah Erickson, Minnesota	3	3	6
	Amanda Kessel, Minnesota	3	3	6
2013	Amanda Kessel, Minnesota	3	3	6
	Marie Philip-Poulin, Boston U.	3	3	6
2014	Kelly Terry, Minnesota	4	4	8
2015	Hannah Brandt, Minnesota	3	4	7
2016	Alex Carpenter, Boston College	2	4	6
	Amanda Kessel, Minnesota	5	1	6
	Haley Skarupa, Boston College	3	3	6
2017	Genevieve Bannon, Clarkson	1	6	7
2018	Breanne Wilson-Bennett, Colgate	4	2	6

NCAA WOMEN'S ICE HOCKEY CHAMPIONSHIP COMMITTEE

**Current member.*

CHAIRS

(Chronological)

Name	Affiliation	Years
Carolyn Campbell-McGovern	Ivy League	2001-04
Steve Metcalf	New Hampshire	2005-06
Zafir Bludevich	Saint Michael's	2007-08
Jeffrey Schulman	Vermont	2009-10
Chris Schneider	Ohio St.	2011-13
Megan McHugo	Ivy League	2014
Jack McDonald	Quinnipiac	2015
Sarah Fraser	Brown	2016-18
*Abbey Strong	Minn. Duluth	2019

**Current chairperson.*

ROSTER

(Alphabetical)

Name	Affiliation	Years
Jackie Barto	Ohio St.	2001-05
Zafir Bludevich	Saint Michael's	2005-08
Amanda Braun	Northeastern	2012-13
*Anita Brenner	Cornell	2019
Carolyn Campbell-McGovern	Ivy League	2001-04
*Katie Crowley	Boston College	2018-19
Sarah Fraser	Brown	2015-18
Jeffrey Giesen	St. Cloud St.	2012-13
Laura Halldorson	Minnesota	2005-08
Nate Handrahan	Robert Morris	2008-11
Mark Johnson	Wisconsin	2013-16
Karen Kay	New Hampshire	2001-02
Jack McDonald	Quinnipiac	2013-15
Megan McHugo	Ivy League	2011-14
Steve Metcalf	New Hampshire	2002-06
Shannon Miller	Minn. Duluth	2001-04, 2010-12
Frank O'Brien	Wis.-Stevens Point	2001
Nick Reggio	Providence	2016-17
Russell Reilly	Middlebury	2001
Chris Schneider	Ohio St.	2008-13
Jeffrey Schulman	Vermont	2007-10
Rick Seeley	Quinnipiac	2012
*Michael Sisti	Mercyhurst	2016-19
Katey Stone	Harvard	2005-08
*Abbey Strong	Minn. Duluth	2017-19
Jeff Vizenor	Minn. St. Mankato	2008-09

COACHING FACTS

TOURNAMENT APPEARANCES

12—Michael Sisti, Mercyhurst, 2005-06-07-08-09-10-11-12-13-14-16-18
12—Mark Johnson, Wisconsin, 2005-06-07-08-09-11-12-14-15-16-17-18
11—Katey Stone, Harvard, 2001-03-04-05-06-07-08-10-13-14-15
11—Brad Frost, Minnesota, 2008-09-10-11-12-13-14-15-16-17-18
10—Shannon Miller, Minn. Duluth, 2001-02-03-05-06-07-08-09-10-11
9—Katie King Crowley, Boston College, 2009-11-12-13-14-15-16-17-18
7—Matt Desrosiers, Clarkson, 2010-13-14-15-16-17-18
6—Brian Durocher, Boston U., 2010-11-12-13-14-15
6—Paul Flanagan, St. Lawrence, 2001-04-05-06-07-08
6—Mark Hudak, Dartmouth, 2004-05-07-08-09-11
5—Laura Halldorson, Minnesota, 2002-03-04-05-06
5—Brian McCloskey, New Hampshire, 2006-07-08-09-10
5—Doug Derraugh, Cornell, 2010-11-12-13-14

CONSECUTIVE TOURNAMENT APPEARANCES

11—Brad Frost, Minnesota, 2008-18
10—Michael Sisti, Mercyhurst, 2005-16
8—Katie King Crowley, Boston College, 2011-18
7—Shannon Miller, Minn. Duluth, 2005-11
6—Katey Stone, Harvard, 2003-08
6—Brian Durocher, Boston U., 2010-15
6—Matt Desrosiers, Clarkson, 2013-18
5—Laura Halldorson, Minnesota, 2002-06
5—Paul Flanagan, St. Lawrence, 2004-08
5—Mark Johnson, Wisconsin, 2005-09
5—Brian McCloskey, New Hampshire, 2006-10
5—Doug Derraugh, Cornell, 2010-14

TOURNAMENT WINS

22—Mark Johnson, Wisconsin, 2006-18
17—Brad Frost, Minnesota, 2008-17
15—Shannon Miller, Minn. Duluth, 2001-11
10—Matt Desrosiers, Clarkson, 2010-18
7—Laura Halldorson, Minnesota, 2002-06
7—Katey Stone, Harvard, 2001-15
7—Katie King Crowley, Boston College, 2009-17
6—Paul Flanagan, St. Lawrence, 2001-08

TOURNAMENT WINNING PERCENTAGE (MINIMUM FOUR GAMES)

.750—Shannon Miller, Minn. Duluth, 2001-11 (15-5)
.733—Mark Johnson, Wisconsin, 2005-18 (22-8)
.714—Matt Desrosiers, Clarkson 2010-18 (10-4)
.708—Brad Frost, Minnesota, 2008-18 (17-7)
.625—Laura Halldorson, Minnesota, 2001-06 (7-4-1)
.600—Shannon Desrosiers, Clarkson 2010-14 (3-2)

FROZEN FOUR APPEARANCES

11—Mark Johnson, Wisconsin, 2006-18
7—Shannon Miller, Minn. Duluth, 2001-10
8—Brad Frost, Minnesota, 2009-17
6—Katey Stone, Harvard, 2001-15
6—Katie King Crowley, Boston College 2009-17
5—Laura Halldorson, Minnesota, 2002-06
5—Paul Flanagan, St. Lawrence, 2001-07

CONSECUTIVE FROZEN FOUR APPEARANCES

- 6—Brad Frost, Minnesota, 2012-17
- 5—Laura Halldorson, Minnesota, 2002-06
- 5—Mark Johnson, Wisconsin, 2014-18
- 4—Paul Flanagan, St. Lawrence, 2004-07
- 4—Mark Johnson, Wisconsin, 2006-09
- 4—Shannon Miller, Minn. Duluth, 2007-10
- 3—Shannon Miller, Minn. Duluth, 2001-03
- 3—Katey Stone, Harvard, 2003-05
- 3—Doug Derraugh, Cornell, 2010-12
- 3—Katie King Crowley, Boston College, 2011-13
- 3—Katie King Crowley, Boston College, 2015-17
- 3—Matt Desrosiers, Clarkson, 2016-18

FROZEN FOUR WINS

- 11—Shannon Miller, Minn. Duluth, 2001-10 (11-2)
- 11—Mark Johnson, Wisconsin, 2006-17 (11-6)
- 9—Brad Frost, Minnesota, 2009-17 (9-4)
- 6—Matt Desrosiers, Clarkson, 2014-18 (6-1)
- 5—Laura Halldorson, Minnesota, 2002-06 (5-4-1)
- 5—Katey Stone, Harvard, 2001-15 (5-6)
- 3—Paul Flanagan, St. Lawrence, 2001-08 (3-4)

FROZEN FOUR WINNING PERCENTAGE (MINIMUM FOUR GAMES)

- .857—Matt Desrosiers, Clarkson, 2014-18 (6-1)
- .846—Shannon Miller, Minn. Duluth, 2001-10 (11-2)
- .692—Brad Frost, Minnesota, 2009-17 (9-4)
- .647—Mark Johnson, Wisconsin, 2006-17 (11-6)
- .555—Laura Halldorson, Minnesota, 2002-06 (5-4-1)
- .500—Brian Durocher, Boston U., 2012-13 (2-2)

NCAA CHAMPIONSHIPS

- 5—Shannon Miller, Minn. Duluth, 2001-02-03-08-10
- 4—Mark Johnson, Wisconsin, 2006-07-09-11
- 4—Brad Frost, Minnesota, 2012-13-15-16
- 3—Matt Desrosiers, Clarkson, 2014-18
- 2—Laura Halldorson, Minnesota, 2004-05

TEAM-BY-TEAM WON-LOST-TIED RECORDS

(Note: Third-place game discontinued after 2005. Since then, both teams defeated in the semifinals are awarded third place.)

BY COACH

(23 Teams)

Coach (Alma Mater) Yrs. in Tourn.	Yrs.	W	L	Ti	CH	2d	3d	4th
Boston College								
Tom Mutch (Northeastern '92), 2007	1	1	1	0	0	0	1	0
Katie King Crowley (Brown '97), 2009, 11, 12, 13, 14, 15, 16, 17, 18	9	7	9	0	0	1	5	0
TOTAL	10	8	10	0	0	1	6	0
BOSTON U.								
Brian Durocher (Boston U. '78) 2010, 11, 12, 13, 14, 15	6	4	6	0	0	2	0	0
TOTAL	6	4	6	0	0	2	0	0
BROWN								
Digit Murphy (Cornell '93) 2002	1	1	1	0	0	1	0	0
TOTAL	1	1	1	0	0	1	0	0

CLARKSON

*Matt Desrosiers (St. Lawrence '01) 2010, 13, 14-CH, 15, 16, 17-CH, 18-CH	7	10	4	0	3	0	1	0
*Shannon Desrosiers (St. Lawrence '03) 2010, 13, 14-CH	3	3	2	0	1	0	0	0
TOTAL	7	10	4	0	3	0	1	0

COLGATE

Greg Fargo (Elmira '06) 2018	1	2	1	0	0	1	0	0
TOTAL	1	2	1	0	0	1	0	0

CORNELL

Doug Derraugh (Cornell '91) 2010, 11, 12, 13, 14, 17	6	4	6	0	0	1	2	0
TOTAL	6	4	6	0	0	1	2	0

DARTMOUTH

Judy Oberting (Dartmouth '91) 2001, 03	2	1	3	0	0	0	1	1
Mark Hudak (Army '89) 2004, 05, 07, 08, 09, 11	6	1	8	0	0	0	0	2
TOTAL	8	2	11	0	0	0	1	3

HARVARD

Katey Stone (New Hampshire '89) 2001, 03, 04, 05, 06, 07, 08, 10, 13, 14, 15	11	8	11	0	0	4	2	0
TOTAL	11	8	11	0	0	4	2	0

MERCYHURST

Michael Sisti (Canisius '90) 2005, 06, 07, 08, 09, 10, 11, 12, 13, 14, 16, 18	12	5	12	0	0	1	3	0
TOTAL	12	5	12	0	0	1	3	0

MINNESOTA

Laura Halldorson (Princeton '85) 2002, 03, 04-CH, 05-CH, 06	5	7	4	1	2	1	1	1
Brad Frost (Bethel [MN] '96) 2008, 09, 10, 11, 12-CH, 13-CH, 14, 15-CH, 16-CH, 17, 18	11	17	7	0	4	1	3	0
TOTAL	16	24	11	1	6	2	4	1

MINN. DULUTH

Shannon Miller (Saskatchewan '85) 2001-CH, 02-CH, 03-CH, 05, 06, 07, 08-CH, 09, 10-CH, 11	10	15	5	0	5	1	1	0
Maura Cromwell (Colgate '02)	1	0	1	0	0	0	0	0
TOTAL	11	15	6	0	5	1	1	0

NEW HAMPSHIRE

Brian McCloskey (Dartmouth '77) 2006, 07, 08, 09, 10	5	2	5	0	0	0	2	0
TOTAL	5	2	5	0	0	0	2	0

NIAGARA

Margot Page (McMaster '87) 2002	1	0	1	1	0	0	1	0
TOTAL	1	0	1	1	0	0	1	0

NORTH DAKOTA

Brian Idalski (Wis.-Stevens Point '01) 2012, 13	2	0	2	0	0	0	0	0
TOTAL	2	0	2	0	0	0	0	0

NORTHEASTERN

Dave Flint (Mass. Liberal Arts '93) 2016, 18	2	0	2	0	0	0	0	0
TOTAL	2	0	2	0	0	0	0	0

OHIO ST.

Nadine Muzerall (Minnesota '01) 2018	1	1	1	0	0	0	1	0
TOTAL	1	1	1	0	0	0	1	0

PRINCETON

Jeff Kampersal (Princeton '92) 2006, 16	2	0	2	0	0	0	0	0
TOTAL	2	0	2	0	0	0	0	0

PROVIDENCE

Bob Deraney (Boston U. '87) 2005	1	0	1	0	0	0	0	0
TOTAL	1	0	1	0	0	0	0	0

QUINNIPIAC

Rick Seeley (Elmira '87) 2015	1	0	1	0	0	0	0	0
Cassandra Turner (Brown '03) 2016	1	0	1	0	0	0	0	0
TOTAL	2	0	2	0	0	0	0	0

ROBERT MORRIS

Paul Colontino (Mercyhurst '00) 2017	1	0	1	0	0	0	0	0
TOTAL	1	0	1	0	0	0	0	0

ROCHESTER INST.

Scott McDonald (Niagara '00) 2015	1	0	1	0	0	0	0	0
TOTAL	1	0	1	0	0	0	0	0

ST. LAWRENCE

Paul Flanagan (St. Lawrence '85) 2001, 04, 05, 06, 07, 08	6	6	6	0	0	1	4	0
Chris Wells (St. Lawrence '92) 2009, 12, 17	3	0	3	0	0	0	0	0
TOTAL	9	6	9	0	0	1	4	0

WISCONSIN

Mark Johnson (Wisconsin '94) 2005, 06-CH, 07-CH, 08, 09-CH, 11-CH, 12, 14, 15, 16, 17, 18	12	22	8	0	4	3	4	0
TOTAL	12	22	8	0	4	3	4	0

CH—NCAA championships. *Co-head coaches until 2014-15 season.

ALL-TIME COACHES

(26 Coaches)

Coach (Alma Mater) School, Years in Tournament	Yrs.	Won	Lost	Tied	Pct.	CH	FF
Paul Colontino (Mercyhurst '00) Robert Morris 2017	1	0	1	0	.000	0	0
Maura Cromwell (Colgate '02) Minn. Duluth 2017	1	0	1	0	.000	0	0
Katie King Crowley (Brown '97) Boston College 2009, 11, 12, 13, 14, 15, 16, 17, 18	9	7	9	0	.438	0	6
Bob Deraney (Boston U. '87) Providence 2005	1	0	1	0	.000	0	0
Doug Derrrough (Cornell '91) Cornell 2010, 11, 12, 13, 14, 17	6	4	6	0	.400	0	3
Matt Desrosiers (St. Lawrence '01) Clarkson 2010, 13, 14-CH, 15, 16, 17-CH, 18-CH	7	10	4	0	.714	3	4
Shannon Desrosiers (St. Lawrence '03) Clarkson 2010, 13, 14-CH	3	3	2	0	.600	1	1
Brian Durocher (Boston U. '78) Boston U. 2010, 11, 12, 13, 14, 15	6	4	6	0	.400	0	2
Greg Fargo (Elmira '06) Colgate 2018	1	2	1	0	.667	0	1
Paul Flanagan (St. Lawrence '85) St. Lawrence 2001, 04, 05, 06, 07, 08	6	6	6	0	.500	0	5
Dave Flint (Mass. Liberal Arts '93) Northeastern 2016, 18	2	0	2	0	.000	0	0
Brad Frost (Bethel [MN] '96) Minnesota 2008, 09, 10, 11, 12-CH, 13-CH, 14, 15-CH, 16-CH, 17, 18	11	17	7	0	.708	4	8
Laura Halldorson (Princeton '85) Minnesota 2002, 03, 04-CH, 05-CH, 06	5	7	4	1	.625	2	5
Mark Hudak (Army '89) Dartmouth 2004, 05, 07, 08, 09, 11	6	1	8	0	.111	0	2
Brian Idalski (Wis.-Stevens Point '01) North Dakota 2012, 13	2	0	2	0	.000	0	0
Mark Johnson (Wisconsin '94) Wisconsin 2005, 06-CH, 07-CH, 08, 09-CH, 11-CH, 12, 14, 15, 16, 17, 18	12	22	8	0	.733	4	11
Jeff Kampersal (Princeton '92) Princeton 2006, 16	2	0	2	0	.000	0	0
Brian McCloskey (Dartmouth '77) New Hampshire 2006, 07, 08, 09, 10	5	2	5	0	.286	0	2
Scott McDonald (Niagara '00) Rochester Inst. 2015	1	0	1	0	.000	0	0
Shannon Miller (Saskatchewan '85) Minn. Duluth 2001-CH, 02-CH, 03-CH, 05, 06, 07, 08-CH, 09, 10-CH, 11	10	15	5	0	.750	5	7
Digit Murphy (Cornell '93) Brown 2002	1	1	1	0	.500	0	1
Tom Mutch (Northeastern '92) Boston College 2007	1	1	1	0	.500	0	1
Nadine Muzerall (Minnesota '01) Ohio St. 2018	1	1	1	0	.500	0	1
Judy Oberting (Dartmouth '91) Dartmouth 2001, 03	2	1	3	0	.250	0	2
Margot Page (McMaster '87) Niagara 2002	1	0	1	1	.250	0	1
Rick Seeley (Elmira '87) Quinnipiac 2015	1	0	1	0	.000	0	0
Michael Sisti (Canisius '90) Mercyhurst 2005, 06, 07, 08, 09, 10, 11, 12, 13, 14, 16, 18	12	5	12	0	.294	0	4
Katey Stone (New Hampshire '89) Harvard 2001, 03, 04, 05, 06, 07, 08, 10, 14, 15	11	8	11	0	.421	0	6
Cassandra Turner (Brown '03) Quinnipiac 2016	1	0	1	0	.000	0	0
Chris Wells (St. Lawrence '92) St. Lawrence 2009, 12, 17	3	0	3	0	.000	0	0

CH—NCAA championships; FF—Frozen Four appearances.

ALL-TIME CHAMPIONS

2001 CHAMPIONSHIP GAME, MARCH 25 AT MINNEAPOLIS

MINN. DULUTH 4, ST. LAWRENCE 2

St. Lawrence	1	0	1	—	2
Minn. Duluth	1	2	1	—	4

First Period: ST — Amanda Sargeant (Jessica Wilson, Shannon Smith), 11:22 (pp); MD — Jenny Hempel (Navada Russell), 17:40. **Penalties:** MD — Hempel (high-sticking), 11:03; ST — Colleen Coakley (holding), 15:13.

Second Period: MD — Maria Rooth (Russell), 5:36; MD — Hanne Sikio (Sanna Peura), 16:05. **Penalties:** ST — Gina Kingsbury (holding), 7:31; MD — Brittny Ralph (hooking), 8:35; ST — Isabelle Chartrand (body checking), 9:29.

Third Period: MD — Laurie Alexander (Rooth), 5:22. ST — Chartrand (Kingsbury), 19:06 (pp). **Penalties:** MD — Bench (delay of game), :00; MD — Russell (interference), 18:30.

Shots on goal: St. Lawrence 12-2-17 — 31; Minn. Duluth 15-13-8 — 36. **Saves:** St. Lawrence (Rachel Barrie) 32; Minn. Duluth (Tuula Puputti) 30. **Total Penalties:** St. Lawrence 3 for 6 minutes; Minn. Duluth 4 for 8 minutes. **Power Plays:** St. Lawrence 2 for 3; Minn. Duluth 0 for 3. **Officials:** Referee — Eric Schmakel. Assistant Referees — Pat Silva, Julie Piacentini. **Attendance:** 3,079.



2001 Minn. Duluth — Team members: Tuula Puputti, Jenny Hempel, Leah Wrazidlo, Erika Holst, Joanne Eustace, Hanne Sikio, Kellie Frick, Navada Russell, Brittny Ralph, Tricia Guest, Laurie Alexander, Sheena Podovinnikoff, Michelle McAteer, Sanna Peura, Shannon Mikel, Maria Rooth, Jessi Flink, Jenni Venho, Satu Kiipeli, Riana Burke, Jessica Smith, Pamela Pachal. Head Coach: Shannon Miller. Assistant Coaches: Stacy Wilson, Shawna Davidson, Manon Rheume. Athletic Trainer: Deanna Skandel. Equipment Manager: Rick Menz. Sports Information: Ira Turunen.

2002 CHAMPIONSHIP GAME, MARCH 24 AT DURHAM, NEW HAMPSHIRE

MINN. DULUTH 3, BROWN 2

Brown	1	1	0	—	2
Minn. Duluth	1	1	1	—	3

First Period: B — Kristy Zamora (Jessica Link), 11:26; MD — Kristina Petrovskaja (Tricia Guest), 13:11. **Penalties:** MD — Petrovskaja (interference), 6:23; B — Marguerite McDonald (charging), 8:24; MD — Jenny Hempel (high-sticking), 15:10; B — Mandy McCurdy (body checking), 17:31.

Second Period: MD — Erika Holst (Laurie Alexander), 11:09; B — Zamora (Kerry Nugent, Link), 13:59. **Penalties:** B — Cassie Turner (roughing), :48; MD — Joanne Eustace (obstruction-interference), 12:19; B — Meredith Ostrander (cross-checking), 13:23.


Third Period: MD — Guest (unassisted), 15:04. **Penalties:** MD — Alexander (holding), 6:54.

Shots on goal: Brown 8-11-16 — 35; Minn. Duluth 14-10-7 — 31. **Saves:** Brown (Pam Dreyer) 28; Minn. Duluth (Patricia Sautter) 33. **Total Penalties:** Brown 4 for 8 minutes; Minn. Duluth 4 for 8 minutes. **Power Plays:** Brown 0 for 4; Minn. Duluth 0 for 4. **Officials:** Referee — Bob Ritchie; Assistant Referees — Lisa Schlatter, Kelli O'Brian. **Attendance:** 3,102.



2002 Minn. Duluth — Front row (left to right): Patricia Sautter, Jessi Flink, Jenny Hempel, Maria Rooth, Tuula Puputti, Navada Russell, Shannon Mikel, Michelle McAteer, Maghan Grah. Middle row: Women's Hockey Sports Information Director Ira Turunen, Athletic Trainer Deanna Peterson, Equipment Manager Rick Menz, Satu Kiipeli, Erika Holst, Laurie Alexander, Hanne Sikio, Julianne Vasichek, Jessica Smith, Tricia Guest, Assistant Coach Shawna Davidson, Assistant Coach Stacy Wilson, Head Coach Shannon Miller. Back row: Nora Tallus, Julie Fearing, Meghan Stotts, Joanne Eustace, Larissa Luther, Leah Kasper, Kristina Petrovskaja, Heather Tudahl.

2003 CHAMPIONSHIP GAME, MARCH 23 AT DULUTH, MINNESOTA



2003 Minn. Duluth — Front row (left to right): Lisa Hagen, Joanne Eustace, Nevada Russell, Maria Rooth, Patricia Sautter, Hanne Sikio, Erika Holst, Michelle McAteer, Jenny Hempel, Shannon Kasperek. Middle row: Women's Hockey Sports Information Director Ira Turunen, Athletic Trainer Deanna Peterson, Equipment Manager Rick Menz, Larissa Luther, Satu Kiipeli, Caroline Ouellette, Julianne Vasichuk, Tricia Guest, Bethany Petersen, Julie Fearing, Assistant Coach Shawna Davidson, Assistant Coach Stacy Wilson, Head Coach Shannon Miller. Back row: Nora Tallus, Krista McArthur, Amelia Hradsky, Meghan Stotts, Leah Kasper, Kristina Petrovskaja, Jenny Potter.

MINN. DULUTH 4, HARVARD 3 (2 OT)

Harvard	0	3	0	0	0	—	3
Minn. Duluth	2	1	0	0	1	—	4

First Period: MD — Caroline Ouellette (Jenny Potter), 5:17; MD — Hanne Sikio (unassisted), 12:30. **Penalties:** MD — Julianne Vasichuk (body checking), 2:08; H — Angela Ruggiero (obstruction-interference), 3:11.

Second Period: H — Jennifer Botterill (unassisted), :21; H — Lauren McAuliffe (Nicole Corriero, Jamie Hagerman), :44; H — Corriero (Hagerman, Ashley Banfield), 14:46; MD — Sikio (Joanne Eustace), 17:34. **Penalties:** H — Ruggiero (roughing), 1:47; MD — Nora Tallus (roughing), 1:47; H — McAuliffe (delay of game), 2:33; MD — Tallus (obstruction-interference), 12:45; H — Hagerman (tripping), 16:17; MD — Tallus (roughing), 17:03; H — Julie Chu (roughing), 18:07; MD — Tricia Guest (roughing), 18:07.

Third Period: No scoring. **Penalties:** MD — Larissa Luther (cross-checking), 1:53; H — Ruggiero (holding), 4:54; MD — Tallus (boarding), 5:55; H — Ruggiero (interference), 15:05; H — Ruggiero (misconduct), 15:05; MD — Vasichuk (holding), 15:17.

First Overtime: No Scoring. **Penalties:** None.

Second Overtime: MD — Tallus (Erika Holst, Eustace), 4:19. **Penalties:** None.


Shots on goal: Harvard 5-11-12-14-2 — 44; Minn. Duluth 5-13-10-10-3 — 41.

Saves: Harvard (Jessica Ruddock) 37; Minn. Duluth (Patricia Sautter) 41.

Total Penalties: Harvard 8 for 24 minutes; Minn. Duluth 8 for 16 minutes.

Power Plays: Harvard 0 for 6; Minn. Duluth 0 for 5. **Officials:** Referee — Brad Shepherd; Assistant Referees — Danyel Howard, Pat Silva. **Attendance:** 5,167.

2004 CHAMPIONSHIP GAME, MARCH 28 AT PROVIDENCE, RHODE ISLAND



2004 Minnesota — Front row (left to right): Jody Horak, Goalie Coach Jeff Moen, Assistant Coach Joel Johnson, La Toya Clarke, Kelsey Bills, Head Coach Laura Halldorson, Assistant Coach Brad Frost, Brenda Reinen. Middle row: Athletic Trainer Amy Hamilton, Natalie Darwitz, Ashley Albrecht, Kelly Stephens, Chelsey Brodt, Melissa Coulombe, Becky Wacker, Stacy Troumbly, Andrea Nichols, Equipment Manager Bonnie Olein. Back row: Lyndsay Wall, Jerilyn Glenn, Krista Johnson, Allie Sanchez, Noelle Sutton, Krissy Wendell, Danielle Ashley, Maggie Souba.

MINNESOTA 6, HARVARD 2

Harvard	1	1	0	—	2
Minnesota	0	2	4	—	6

First Period: H — Katherine Sweet (Caitlin Cahow, Katie Johnston), 12:48. **Penalties:** H — Lindsay Weaver (tripping), 4:27; M — Allie Sanchez (obstruction-holding), 10:45; H — Weaver (high-sticking), 13:40.

Second Period: M — Natalie Darwitz (Kelly Stephens, Krissy Wendell), 4:51; H — Nicole Corriero (Angela Ruggiero), 12:21; M — Andrea Nichols (La Toya Clarke), 17:49. **Penalties:** M — Stephens (obstruction-interference), 11:17; H — Weaver (checking), 14:26; M — Sanchez (high-sticking), 14:26; M — Stephens (checking), 15:05.

Third Period: M — Darwitz (Wendell), :09; M — Stephens (Darwitz, Wendell), :41; M — Wendell (Stephens), 6:54; M — Darwitz (Ashley Albrecht), 12:59. **Penalties:** M — Melissa Coulombe (tripping), 1:56; H — Julie Chu (hooking), 7:44; M — Wendell (tripping), 10:11.

Shots on goal: Harvard 7-12-14 — 33; Minnesota 13-16-11 — 40. **Saves:** Harvard (Ali Boe) 34; Minnesota (Jody Horak) 31. **Total Penalties:** Harvard 4 for 8 minutes; Minnesota 6 for 12 minutes. **Power Plays:** Harvard 1 for 5; Minnesota 0 for 3. **Officials:** Referee — Kevin Keenan; Assistant Referees — Ray Doocy, Ron Storey. **Attendance:** 3,522.

2005 CHAMPIONSHIP GAME, MARCH 27 AT DURHAM, NEW HAMPSHIRE

MINNESOTA 4, HARVARD 3

Harvard	0	2	1	—	3
Minnesota	1	2	1	—	4

First Period: M — Krissy Wendell (Natalie Darwitz), 17:24. **Penalties:** M — Bobbi Ross (interference), 4:23; M — Ross (checking), 6:37; H — Jennifer Skinner (interference), 7:43.

Second Period: H — Jennifer Sifers (Carrie Schroyer), :46; M — Lyndsay Wall (Darwitz, Kelly Stephens), 7:58; H — Sarah Vaillancourt (Nicole Corriero, Julie Chu), 10:33; M — Ashley Albrecht (Wendell, Darwitz), 18:02. **Penalties:** H — Lindsay Weaver (high-sticking), 6:18; H — Weaver (high-sticking), 8:29; M — Darwitz (high-sticking), 9:29.

Third Period: H — Caitlin Cahow (Chu, Vaillancourt), 13:54; M — Darwitz (Stephens), 18:52. **Penalties:** M — Chelsey Brodt (checking), :57; M — Wendell (checking), 12:28.

Shots on goal: Harvard 9-12-5 — 26; Minnesota 6-14-4 — 24. **Saves:** Harvard (Ali Boe) 20; Minnesota (Jody Horak) 23. **Total Penalties:** Harvard 3 for 6 minutes; Minnesota 5 for 10 minutes. **Power Plays:** Harvard 2 for 5; Minnesota 1 for 3. **Officials:** Referee — Ed Boyle; Assistant Referees — Pat Silva, Kelli O'Brian. **Attendance:** 2,056.



2005 Minnesota — Front row (left to right): Jody Horak, Assistant Coach Charlie Burggraf, Volunteer Assistant Coach Jeff Moen, Kelly Stephens, Krissy Wendell, Head Coach Laura Halldorson, Assistant Coach Brad Frost, Brenda Reinen. Middle row: Athletic Trainer Amy Hamilton, Natalie Darwitz, Jenelle Philipczyk, Chelsey Brodt, Ashley Albrecht, Maggie Souba, Whitney Graft, Becky Wacker, Stacy Troumbly, Andrea Nichols, Natalie Lammé, Equipment Manager Bonnie Olein. Back row: Liz Palkie, Lyndsay Wall, Noelle Sutton, Anya Miller, Allie Sanchez, Krista Johnson, Erica McKenzie, Bobbi Ross.

2006 CHAMPIONSHIP GAME, MARCH 26 AT MINNEAPOLIS

WISCONSIN 3, MINNESOTA 0

Minnesota	0	0	0	—	0
Wisconsin	2	1	0	—	3

First Period: W — Jinelle Zaugg (Cyndy Kenyon, Bobbi-Jo Slusar), 9:56 (pp); W — Grace Hutchins (Nikki Burish), 10:26. **Penalties:** W — Burish (interference), 5:17; M — Anya Miller (holding), 9:17; W — Burish (hooking), 12:26; M — Bobbi Ross (interference), 16:37.

Second Period: W — Zaugg (Sara Bauer, Kenyon), 9:08 (pp). **Penalties:** W — Emily Morris (tripping), 1:04; M — Miller (holding), 2:09; M — Liz Palkie (hooking), 7:23; W — Angie Keseley (hooking), 9:13; M — Andrea Nichols (goaltender interference), 16:21; W — Meaghan Mikkelsen (roughing), 16:21.


Third Period: No scoring. **Penalties:** W — Tia Hanson (hooking), 6:53.

Shots on goal: Minnesota 10-7-14 — 31; Wisconsin 10-5-4 — 19. **Saves:** Minnesota (Brittany Chartier) 16; Wisconsin (Jessie Vetter) 31. **Total Penalties:** Minnesota 5 for 10 minutes; Wisconsin 6 for 12 minutes. **Power Plays:** Minnesota 0 for 5; Wisconsin 2 for 4. **Officials:** Referee — Jay Mendel; Assistant Referees — Tina Simonson, Pat Silva. **Attendance:** 4,701.



2006 Wisconsin — Front row (left to right): Meghan Horras, Nikki Burish, Cyndy Kenyon, Jessie Vetter, Sharon Cole, Phoebe Monteleone, Sara Bauer, Meaghan Mikkelsen. Middle row: Erika Lawler, Mikka Nordby, Rachel Bible, Heidi Kletzien, Angie Keseley, Grace Hutchins, Alycia Matthews, Bobbi-Jo Slusar, Emily Morris. Back row: Christine Dufour, Tia Hanson, Jinelle Zaugg, Kristen Witting, Kayla Hagen.

2007 CHAMPIONSHIP GAME, MARCH 18 AT LAKE PLACID, NEW YORK



2007 Wisconsin — Front row (left to right): Jessie Vetter, Kristen Witting, Heidi Kletzien, Bobbi-Jo Slusar, Christine Dufour, Sara Bauer, Phoebe Monteleone, Meaghan Mikkelsen, Alannah McCready. Middle row: Undergraduate Assistant Carla MacLeod, Undergraduate Assistant Sharon Cole, Undergraduate Assistant Molly Engstrom, Emily Morris, Angie Keseley, Jasmine Giles, Mikka Nordby, Jinelle Zaugg, Meghan Duggan, Alycia Matthews, Ally Strickler, Rachel Bible, Head Coach Mark Johnson, Assistant Coach Tracey Cornell, Goalie Coach Jeff Sanger. Back row: Manager Katlyn Arnett, Sports Information Director Adam Augustine, Equipment Manager Paul Hickman, Tia Hanson, Maria Evans, Kayla Hagen, Kyla Sanders, Emily Kranz, Erika Lawler, Strength Coach Jim Snider, Athletic Trainer Jen Pepoy, Assistant Coach Dan Koch.

WISCONSIN 4, MINN. DULUTH 1

Minn. Duluth	0	1	0	—	1
Wisconsin	1	3	0	—	4


First Period: W — Jinelle Zaugg (Sara Bauer), 9:00 (pp). **Penalties:** MD — Tawni Mattila (body-checking), 7:02; W — Meaghan Mikkelsen (body-checking), 12:44.

Second Period: W — Erika Lawler (Meghan Duggan, Bauer), 7:24; W — Bauer (Mikkelsen), 11:56; MD — Emmanuelle Blais (Noemie Marin, Jill Sales), 14:23 (pp); W — Jasmine Giles (Lawler), 14:33. **Penalties:** W — Angie Keseley (interference), 3:50; MD — Bench (Too many players), 8:02; W — Kyla Sanders (interference), 13:27; MD — Jessica Koizumi (interference), 15:06; MD — Marin (diving), 16:31; W — Emily Morris (hooking), 16:31.

Third Period: No scoring. **Penalties:** W — Keseley (hooking), 1:28.

Shots on goal: Minn. Duluth 6-8-4 — 18; Wisconsin 8-12-4 — 24. **Saves:** Minn. Duluth (Kim Martin) 20; Wisconsin (Jessie Vetter) 17. **Total Penalties:** Minn. Duluth 4 for 8 minutes; Wisconsin 5 for 10 minutes. **Power Plays:** Minn. Duluth 1 for 4; Wisconsin 1 for 3. **Officials:** Referee — Dan Lick; Assistant Referees — Larry Legault, Todd Aldous. **Attendance:** 3,355.

2008 CHAMPIONSHIP GAME, MARCH 22 AT DULUTH, MINNESOTA



2008 Minn. Duluth — Front row (left to right): Johanna Ellison, Kim Martin. Second row: Athletic Trainer Brad Kern, Administrative Assistant Jill Sales, Emmanuelle Blais, Karine Demeule, Sara O'Toole. Third row: Myriam Trepanier, Heidi Pelttari, Erin Olson, Jocelyne Larocque, Saara Tuominen, Jessica Hawkins, Head Coach Shannon Miller. Fourth row: Elin Holmlov, Tawni Mattila, Jaime Rasmussen, Amie Meyer, Sara Murray. Back row: Chancellor Kathryn Martin, Goaltender Coach Robb Stauber, Equipment Manager Rick Menz, Assistant Coach Caroline Ouellette, Equipment Manager Andy Rannels, Sports Information Director Kelly Grgas, Strength Coach Justin May, Haley Irwin, Tara Gray, Libby Guzzo, Samantha Hough, Athletics Director Bob Nielson, Laura Fridfinnson, Assistant Coach Julie Chu, Iya Gavrilova, Athletic Trainer Amy Miller.

MINN. DULUTH 4, WISCONSIN 0

Wisconsin	0	0	0	—	0
Minn. Duluth	1	2	1	—	4

First Period: MD — Haley Irwin (Sara O'Toole, Jocelyne Larocque), 19:22. **Penalties:** W — Rachel Bible (tripping), 00:46; MD — Emmanuelle Blais (boarding), 2:16; MD — Laura Fridfinnson (hooking), 5:42; W — Bible (tripping), 8:37; MD — Team (too many players on ice), 17:07.

Second Period: MD — Blais (Fridfinnson, Jaime Rasmussen), 11:48 (pp); MD — O'Toole (unassisted), 18:24 (sh). **Penalties:** W — Meghan Duggan (hooking), 6:15; W — Kyla Sanders (slashing), 10:51; MD — Myriam Trepanier (high sticking), 13:07; MD — Elin Holmlov (interference), 17:25; MD — O'Toole (hooking), 19:26; W — Hilary Knight (charging), 19:57.

Third Period: MD — Karine Demeule (Tawni Mattila, Trepanier), 17:15 (en). **Penalties:** MD — Heidi Pelttari (tripping), 4:39; W — Duggan (interference), 5:21; W — Jasmine Giles (cross-checking), 5:57; MD — Trepanier (diving), 5:57; MD — Sarah Murray (interference), 6:56; MD — Mattila (holding), 13:30; MD — Demeule (elbowing), 18:49.

Shots on goal: Wisconsin 11-10-7 — 28; Minn. Duluth 6-12-6 — 24. **Saves:** Wisconsin (Jessie Vetter) 20; Minn. Duluth (Kim Martin) 28. **Total Penalties:** Wisconsin 7 for 14 minutes; Minn. Duluth 11 for 22 minutes. **Power Plays:** Wisconsin 0 for 10; Minn. Duluth 1 for 6. **Officials:** Referee — Scott Leavitt; Assistant Referees — Ray Doocy, Ron Storey. **Attendance:** 4,031.

2009 CHAMPIONSHIP GAME, MARCH 22 AT BOSTON

WISCONSIN 5, MERCYHURST 0

Brown	1	1	0	—	2		
Minn. Duluth	1	1	1	—	3		
Mercyhurst			0		0	—	0
Wisconsin			0		3	2	— 5

First Period: No scoring. **Penalties:** W — Brooke Ammerman (hooking), 5:33; M — Cassea Schols (checking), 18:44.

Second Period: W — Ammerman (Angie Keseley), 5:28; W — Meghan Duggan (Alycia Matthews, Erika Lawler), 8:48 (pp); W — Keseley (Lawler, Hilary Knight), 10:38. **Penalties:** M — Melissa Lacroix (tripping), :41; W — Olivia Jakiel (interference), 2:46; W — Knight (hooking), 6:25; M — Jesse Scanzano (hooking), 7:30; M — Kelley Steadman (roughing), 14:50; W — Mallory Deluce (roughing), 14:50; M — Schols (hooking), 15:33.

Third Period: W — Malee Windmeier (Jasmine Giles, Duggan), 3:26; W — Knight (Lawler, Keseley), 5:38. **Penalties:** W — Carolyne Prevost (tripping), 7:01; W — Rachel Bible (checking), 12:00; W — Bible (misconduct), 12:00; M — Bailey Bram (slashing), 12:19; W — Windmeier (hooking), 16:49; W — Matthews (hooking), 18:57.

Shots on goal: Mercyhurst 9-10-18 — 37; Wisconsin 7-16-9 — 32. **Saves:** Mercyhurst (Hillary Pattenden) 27; Wisconsin (Jessie Vetter) 37. **Total Penalties:** Mercyhurst 6 for 12 minutes; Wisconsin 9 for 26 minutes. **Power Plays:** Mercyhurst 0 for 7; Wisconsin 1 for 5. **Officials:** Referees — Dean Gilbert, Derek Zuckerman; Assistant Referees — Todd Aldous, Larry Legault. **Attendance:** 2,437.



2009 Wisconsin — Front row (left to right): Alycia Matthews, Jessie Vetter, Angie Keseley. Second row: Carla Pentimone, Jasmine Giles, Erika Lawler, Kayla Hagen. Third row: Kelly Nash, Kyla Sanders, Emily Kranz, Malee Windmeier, Alannah McCready, Rachel Bible, Meghan Duggan. Fourth row: Olivia Jakiel, Maria Evans, Anne Dronen, Hilary Knight, Carolyne Prevost, Brittany Haverstock, Brooke Ammerman, Mallory Deluce, Nikki Kaasa, Assistant Coach Tracey Cornell, Student Manager Phoebe Turner. Back row: Team Doctor Alison Brooks, Student Manager Kate Borman, Team Trainer Jen Pepoy, Assistant Coach Dan Koch, Volunteer Video Assistant Adam Augustine, Volunteer Assistant Coach Mark Greenhalgh, Sports Information Director Jacqueline Boscacci, Director of Operations Paul Hickman, Mascot Bucky the Badger, Associate Athletics Director Sean Frazier, Head Coach Mark Johnson, Athletics Director Barry Alvarez.

2010 CHAMPIONSHIP GAME, MARCH 21 AT MINNEAPOLIS

MINN. DULUTH 3, CORNELL 2 (3 OT)

Cornell	0	1	1	0	0	0	—	2
Minn. Duluth	0	0	2	0	0	1	—	3

First Period: No scoring. **Penalties:** MD — Tara Gray (checking), 3:13; C — Karlee Overguard (tripping), 16:33.

Second Period: C — Melanie Jue (Lauriane Rougeau, Laura Fortino), 13:44 (pp). **Penalties:** MD — Vanessa Thibault (cth roughing), 1:22; C — Rougeau (tripping), 1:39; MD — Laura Fridfinnson (hooking), 2:35; C — Amanda Young (hooking), 7:04; MD — Jessica Wong (cross-checking), 11:23; MD — Jocelyne Larocque (cross-checking), 12:48; C — Kendice Ogilvie (checking), 19:11.


Third Period: MD — Emmanuelle Blais (Saara Tuominen, Jaime Rasmussen), :18 (pp); MD — Rasmussen (Tuominen, Audrey Cournoyer), 14:42 (pp); C — Jue (Fortino, Overguard), 16:30. **Penalties:** C — Jue (checking), 6:16; C — Laura Danforth (rth roughing), 13:59; C — Danforth (hooking), 16:42.

First Overtime: No scoring. **Penalties:** MD — Rasmussen (checking), 5:25; C — Chelsea Karpenko (cth elbowing), 6:02.

Second Overtime: No scoring. **Penalties:** None.


Third Overtime: MD — Wong (Gray, Mariia Posa), 19:26. **Penalties:** C — Rougeau (tripping), 17:20.

Shots on goal: Cornell 11-11-8-11-4-6 — 51; Minn. Duluth 9-8-11-12-10-14 — 64. **Saves:** Cornell (Amanda Mazzotta) 61; Minn. Duluth (Jennifer Harss) 49. **Total Penalties:** Cornell 9 for 18 minutes; Minn. Duluth 6 for 12 minutes. **Power Plays:** Cornell 1 for 6; Minn. Duluth 2 for 8. **Officials:** Referees — Derek Zuckerman, Dan Lick; Assistant Referees — Alicia Hanrahan, Kristine Langley. **Attendance:** 1,473.



2010 Minn. Duluth — Front row (left to right): Lana Steck, Jennifer Harss, Laura Fridfinnson. Second row: Vanessa Thibault, Tara Gray, Saara Tuominen, Emmanuelle Blais, Jaime Rasmussen. Third row: Jessica Wong, Katie Gilderman, Jocelyne Larocque, Sarah Murray. Fourth row: Director of Hockey Operations Jennifer Banford, Amy Gilbertson, Mariia Posa, Stephanie Lenz, Audrey Cournoyer, Kacy Ambroz, Katie Wilson, Kirsti Hakala, Assistant Coach Michelle McAteer, Equipment Manager Julianne Vasichok. Back row: Head Coach Shannon Miller, Libby Guzzo, Video Assistant Myriam Trepanier, Sports Information Director Kelly Grgas-Wheeler, Gina Dodge, Katherine Martin, Assistant Coach Laura Schuler, Goalkeeper Coach Brant Nicklin.

2011 CHAMPIONSHIP GAME, MARCH 20 AT ERIE, PA.



2011 Wisconsin — Front row (left to right): Anne Dronen, Alex Rigsby, Nikki Kaasa. Second row: Mallory Deluce, Becca Ruegsegger, Hilary Knight, Geena Prough, Meghan Duggan, Derya Kelter, Brianna Decker, Kelly Nash. Third row: Assistant Coach Tracey DeKeyser, Madison Packer, Brooke Ammerman, Alev Kelter, Carla Pentimone, Stefanie McKeough, Carlyne Prevost, Saige Pacholok, Laurel Miller, Head Coach Mark Johnson, Assistant Coach Jackie Friesen, Team Physician Dr. Alison Brooks. Fourth row: Student Athletic Trainer John Badagliacco, Team Manager Nichole Whetter, Kelly Jaminski, Lauren Unser, Breann Frykas, Brittany Haverstock, Brittany Ammerman, Assistant Coach Mark Greenhalgh, Athletic Trainer Denny Helwig, Athletics Communications Assistant Mandy Hansen. Back row: Director of Hockey Operations Paul Hickman, Natalie Berg, Senior Associate Athletics Director Sean Frazier, Strength and Conditioning Coach Jim Snider.

WISCONSIN 4, BOSTON U. 1

Boston U.	0	1	0	—	1
Wisconsin	0	2	2	—	4


First Period: No scoring. **Penalties:** W — Kelly Nash (slashing), 4:48; B — Taylor Holze (hooking), 8:59; B — Lauren Cherewyk (elbowing), 17:33.

Second Period: W — Carlyne Prevost (Alev Kelter, Stefanie McKeough), 2:25; W — Brooke Ammerman (Brianna Decker, Meghan Duggan), 15:36 (pp); B — Marie-Philip Poulin, 16:00. **Penalties:** B — Tara Watchorn (body checking), 14:53.

Third Period: W — Mallory Deluce (Hilary Knight), 16:37; W — Prevost (empty net), 19:42. **Penalties:** None.

Shots on goal: Boston U. 4-4-8 — 16; Wisconsin 10-18-8 — 36. **Saves:** Boston U. (Kerrin Sperry) 32; Wisconsin (Alex Rigsby) 15. **Total Penalties:** Boston U. 3 for 6 minutes; Wisconsin 1 for 2 minutes. **Power Plays:** Boston U. 0 for 1; Wisconsin 1 for 3. **Officials:** Referees — Julie Piacentini, Dan Lick; Assistant Referees — Tim Kerrigan, Chris Leavitt. **Attendance:** 3,965.

2012 CHAMPIONSHIP GAME, MARCH 18 AT DULUTH, MINN.



2012 Minnesota — Front row (left to right): Shyler Sletta, Sarah Erickson, Kelly Seeler, Anne Schleper, Emily West, Alyssa Grogan. Second row: Noora Raty, Sarah Davis, Kelly Terry, Stephanie Anderson, Becky Kortum, Mira Jalosuo, Meghan Lorence. Third row: Ashley Stenerson, Nikki Ludwigson, Rachael Bona, Baylee Gillanders, Katie Frischmann. Fourth row: Jen Schoullis, Amanda Kessel, Rachel Ramsey, Megan Bozek, Bethany Brausen. Back row: Former Athletics Director Joel Maturi, Assistant Coach Nadine Muzerall, Director of Operations Eric Bakke, Assistant Director of Athletic Communications Sara Berhow, Athletic Trainer Amy Hamilton, Team Doctor Dr. Alicia Harrison, Equipment Manager Kate Bockenstedt, Associate Athletics Director Tom McGinnis, Volunteer Coach Andy Kent, Assistant Coach Joel Johnson, Strength and Conditioning Coach Cal Dietz, Head Coach Brad Frost.

MINNESOTA 4, WISCONSIN 2

Minnesota	3	0	1	—	4
Wisconsin	2	0	0	—	2

First Period: M — Amanda Kessel (Baylee Gillanders, Sarah Davis), 8:45; M — Sarah Erickson (Davis, Emily West), 11:23; W — Stefanie McKeough (Hilary Knight, Brooke Ammerman), 14:03 (pp); W — Ammerman (Carolyn Prevost), 15:43; M — West, 18:28 (ps). **Penalties:** M — West (holding), 12:06; M — Kessel (tripping), 15:43; M — Kelly Terry (tripping), 16:42; W — Brittany Haverstock (tripping), 18:28.

Second Period: No scoring. **Penalties:** M — Kelly Seeler (roughing), 16:47.

Third Period: M — Erickson (Seeler), 3:57. **Penalties:** W — Alev Kelter (tripping), 1:02; M — West (holding), 17:05.

Shots on goal: Minnesota 9-7-9 — 25; Wisconsin 10-14-20 — 44. **Saves:** Minnesota (Noora Raty) 42; Wisconsin (Alex Rigsby) 21. **Total Penalties:** Minnesota 5 for 10 minutes; Wisconsin 2 for 4 minutes. **Power Plays:** Minnesota 0 for 1; Wisconsin 1 for 5. **Officials:** Referees — Jay Mendel, Robert Luwig ; Assistant Referees — Tom Jerome, Dave Spivey. **Attendance:** 2,439.

2013 CHAMPIONSHIP GAME, MARCH 24 AT MINNEAPOLIS

MINNESOTA 6, BOSTON U. 3

Boston U.	1	0	2	—	3
Minnesota	2	2	2	—	6

First Period: MN — Mira Jalosuo (Rachel Ramsey, Sarah Davis), 11:38 (pp); MN — Hannah Brandt (Amanda Kessel, Baylee Gillanders), 18:32 (sh); BU — Sarah Lefort (Shannon Stoneburgh, Marie-Philip Poulin), 18:48 (pp). **Penalties:** BU — Kaleigh Fratkin (cross-checking), 10:21; MN — Ramsey (hooking), 16:48.

Second Period: MN — Kessel (Maryanne Menefee, Ramsey), 16:02; MN — Milica McMillen (Menefee, Megan Bozek), 19:48 (pp). **Penalties:** MN — Gillanders (checking), 16:37; BU — Jill Cardella (elbowing), 18:13.

Third Period: BU — Poulin (Shannon Doyle, Cardella), 1:48 (pp); MN — Ramsey (Menefee, Kessel), 15:27; BU — Jenelle Kohanchuk (Fratkin, Kathryn Miller), 17:08; MN — Kessel, 19:11 (en). **Penalties:** MN — Davis (slashing), 1:35; MN — McMillen (interference), 3:50; BU — Kayla Tutino (boarding), 7:28; BU — Kohanchuk (hooking), 11:32.

Shots on goal: Boston U. 11-7-6 — 24; Minnesota 11-7-11 — 29. **Saves:** Boston U. (Kerrin Sperry) 23; Minnesota (Noora Raty) 21. **Total Penalties:** Boston U. 4 for 8 minutes; Minnesota 4 for 8 minutes. **Power Plays:** Boston U. 2 for 4; Minnesota 2 for 4. **Officials:** Referees — Bryan Hicks, Cam Lynch; Assistant Referees — Will Harrop, Jamie Colacino. **Attendance:** 3,400.



2013 Minnesota - Front row (left to right): Samantha Downey, Bethany Brausen, Baylee Gillanders, Noora Raty, Rachel Ramsey, Shylar Sletta. Second Row: Amanda Leveille, Katie Frischmann, Becky Kortum, Megan Bozek, Milica McMillen. Third Row: Mira Jalosuo, Sarah Davis, Maryanne Menefee, Hannah Brandt, Brook Garzone, Rachael Bona, Amanda Kessel, Kelly Terry. Fourth Row: Lee Stecklein, Meghan Lorence, Jordyn Burns. Back Row (Staff): Assistant Coach Nadine Muzerall, Athletic Trainer Debbie Dalsin, Equipment Manager Kate Bockenstedt, Dr. Suzanne Hecht, Director of Hockey Operations Eric Bakke, President Eric Kaler, Head Coach Brad Frost, Director of Athletics Norwood Teague, Associate Athletic Director Tom McGinnis, Volunteer Goalie Coach Andy Kent, Communications Director Cory Hall, Goldy, Assistant Coach Joel Johnson, Strength and Conditioning Coach Cal Dietz.

2014 CHAMPIONSHIP GAME, MARCH 23 AT HAMDEN, CONN.

CLARKSON 5, MINNESOTA 4


Clarkson	2	1	2	—	5
Minnesota	1	2	1	—	4

First Period: M — Sarah Davis (Rachael Bona), 9:40; C — Christine Lambert (Shannon MacAulay), 18:37; C — Shelby Nisbet (Jennifer Shields, Cayley Mercer), 19:40. **Penalties:** C — Jamie Lee Rattray (checking), 13:26; M — Rachel Ramsey (hooking), 19:40.

Second Period: C — Rattray (MacAulay, Brittany Styner), 0:38 (pp); M — Maryanne Menefee (Dani Cameranesi, Kelly Terry), 6:09 (pp); M — Bona (Megan Wolfe, Kate Schipper), 7:57. **Penalties:** C — Renata Fast (interference), 5:22; C — Cayley Mercer (cross-checking), 15:17; C — Styner (hooking), 18:16.

Third Period: C — Vanessa Plante (Vanessa Gagnon, Rattray), 11:32; C — MacAulay, 15:44 (pp); M — Baylee Gillanders (Terry), 16:19. **Penalties:** C — Gagnon (tripping), 2:27; M — Kelsey Cline (interference), 7:45.

Shots on goal: Clarkson 10-5-13 — 28; Minnesota 12-14-12 — 38. **Saves:** Clarkson (Erica Howe) 34; Minnesota (Amanda Leveille) 23. **Total Penalties:** Clarkson 5 for 10 minutes; Minnesota 2 for 4 minutes. **Power Plays:** Clarkson 1 for 2; Minnesota 1 for 5. **Officials:** Referees — Tom Quinn, Chris Leavitt; Assistant Referees — Bob Sloper, Tim Daley. **Attendance:** 3,573.



2014 Clarkson — (alphabetical): Alana Alpert (athletic trainer), Erin Ambrose, Genevieve Bannon, Jenna Boss, Matt Desrosiers (co-head coach), Shannon Desrosiers (co-head coach), Renata Fast, Logan Fischer (equipment manager), Vanessa Gagnon, Jessica Gillham, Emily Horn, Erica Howe, Olivia Howe, Corie Jacobson, McKenzie Johnson, Tad Johnson (strength and conditioning coach), Matt Kelly (assistant coach) Christine Lambert, Shannon MacAulay, Daniella Matteucci, Carly Mercer, Cayley Mercer, Shelby Nesbit, Vanessa Plante, Jamie Lee Rattray, Jennifer Shields, Brittany Styner,

2015 CHAMPIONSHIP GAME, MARCH 22 AT MINNEAPOLIS

MINNESOTA 4, HARVARD 1

Harvard	0	0	1	—	1
Minnesota	1	0	3	—	4

First Period: M — Megan Wolfe (Dani Cameranesi, Rachael Bona), 19:09. Penalties: M — Kate Schipper (tripping), 1:46; H — Hillary Crowe (checking), 4:14; H — Sydney Daniels (checking), 12:39; M — Cameranesi (hooking), 13:19; M — Brook Garzone (tripping), 16:03.

Second Period: Penalties: H — Kalley Armstrong (checking), 12:06.

Third Period: M — Hannah Brandt (Maryanne Menefee), 8:50; H — Sarah Edney (Michelle Picard), 15:06; M — Meghan Lorence (Kelly Pannek), 16:54; M — Bona (Lee Stecklein, Amanda Leveille), 18:12 (en). Penalties: H — Lyndsey Fry (checking), 18:32.

Shots on goal: Harvard 6-8-6 — 20; Minnesota 14-11-8 — 33. Saves: Harvard (Emerance Maschmeyer) 29; Minnesota (Amanda Leveille) 19. Total Penalties: Harvard 4 for 8 minutes; Minnesota 3 for 6 minutes. Power Plays: Harvard 0 for 3; Minnesota 0 for 4. Officials: Referees — Shane Belanger, Tom Quinn; Assistant Referees — Paul Sacco, Adam Staniech. Attendance: 3,400.



2015 Minnesota — Front row (L to R): Lee Stecklein, Kate Schipper, Amanda Leveille, Meghan Lorence, Rachel Ramsey, Rachael Bona, Shyler Sletta, Sidney Peters

Second row: Student Manager Kalley Ravndalen, Milica McMillen, Brook Garzone, Hannah Brandt, Paige Haley, Kate Flug, Kelly Pannek, Megan Wolfe

Third row: Cara Piazza, Sydney Baldwin, Dani Cameranesi, Nina Rodgers, Kelsey Cline, Maryanne Menefee, Athletic Communications Assistant Director Mandy Hansen, Athletic Trainer Jaime Hall, Associate Head Coach Joel Johnson

Back row: President Eric Kaler, Head Coach Brad Frost, Volunteer Assistant Coach Andy Kent, Athletic Director Norwood Teague, Assistant Coach Nadine Muzerall, Strength and Conditioning Coach Cal Dietz, Director of Operations Eric Bakke, Goldy Gopher, Associate Athletic Director Tom McGinnis, Equipment Manager Brent Proulx

2016 CHAMPIONSHIP GAME, MARCH 20 AT DURHAM, N.H.

MINNESOTA 3, BOSTON COLLEGE 2


Minnesota	1	0	2	—	3
Boston College	0	0	1	—	2

First Period: M — Sarah Potomak (Hannah Brandt, Megan Wolfe), :13. Penalties: BC — Grace Bizal (hooking), 8:45.

Second Period: Penalties: M — Lee Stecklein (interference), 6:21; M — Wolfe (high-sticking), 7:18; BC — Makenna Newkirk (holding), 8:05.

Third Period: M — Amanda Kessel (Potomak), 8:31; M — Kelly Pannek (Stecklein), 13:12; BC — Newkirk (Megan Keller, Andie Anastos), 14:07. Penalties: BC — Dana Trivigno (checking), 1:25; M — Taylor Williamson (cross-checking), 4:28; M — Dani Cameranesi (tripping), 9:30.

Shots on goal: Minnesota 12-15-7 — 34; Boston College 12-14-7 — 33. Saves: Minnesota (Amanda Leveille) 32; Boston College (Katie Burt) 31. Total Penalties: Minnesota 4 for 8 minutes; Boston College 3 for 6 minutes. Power Plays: Minnesota 0 for 3; Boston College 0 for 4. Officials: Referees — Bryan Hicks, Derek Zuckerman; Assistant Referees — James Shea, Kyle Smiley. Attendance: 3,211.



2016 Minnesota — Front row (L to R): Kate Schipper, Milica McMillen, Sophie Skarzynski, Hannah Brandt, Lee Stecklein, Amanda Kessel, Kelsey Cline, Caitlin Riley, Taylor Williamson, Amanda Leveille, Emma May

Second row (L to R): Assistant Coach Nadine Muzerall, Athletic Trainer Jaime Hall, Kelly Pannek, Brook Garzone, Sydney Baldwin, Megan Wolfe, Nina Rodgers, Cara Piazza, Dani Cameranesi, Sierra Smith, Paige Haley, Sarah Potomak, Sidney Peters

Back row (L to R): Goldy Gopher, Tianna Gunderson, Anna Barlow, Strength and Conditioning Coach Cal Dietz, Associate Athletics Director Tom McGinnis, Director of Operations Dean Thibodeau, Athletic Communications Assistant Director Mandy Hansen, Volunteer Assistant Coach Andy Kent, Interim Athletics Director Beth Goetz, Nicole Schammel, Assistant Coach Joel Johnson, Equipment Manager Brent Proulx, Head Coach Brad Frost

2017 CHAMPIONSHIP GAME, MARCH 19 AT ST. CHARLES, MO.

CLARKSON 3, WISCONSIN 0

Clarkson	0	1	2	—	3
Wisconsin	0	0	0	—	0

First Period: Penalties: W — Annie Pankowski (hooking), 11:25; W — Mikaela Gardner (tripping), 18:55.

Second Period: C — Savannah Harmon (Genevieve Bannon, Ella Shelton), 0:27. Penalties: W — Emily Clark (interference), 10:19.

Third Period: C — Cayley Mercer (Loren Gabel, Bannon), 16:56; C — Mercer, 19:16. Penalties: C — Shelton (tripping), 3:18; C — Shelton (tripping), 12:19.

Shots on goal: Clarkson 3-11-6 — 20; Wisconsin 6-17-18 — 41. Saves: Clarkson (Shea Tiley) 41; Wisconsin (Ann-Renee Desbiens) 17. Total Penalties: Clarkson 2 for 4 minutes; Wisconsin 3 for 6 minutes. Power Plays: Clarkson 1 for 3; Wisconsin 0 for 2. Officials: Referees — Tom Quinn, Rick Santilli; Assistant Referees — Tim Daley, Paul Sacco. Attendance: 3,016.



2017 Clarkson — Front row (L to R): Shea Tiley, Lauren Lefler, Assistant Coach Tony Maci, Cayley Mercer, Head Coach Matt Desrosiers, Savannah Harmon, Assistant Coach Britni Smith, Genevieve Bannon, McKenzie Johnson.

Second row (L to R): Strength and Conditioning Coach Tad Johnson, Katelyn Fournier, Jessica Gillham, Rhyen McGill, Cassidy Vinkle, Brielle Bellerive, Ella Shelton, Amanda Titus, Emma Keenan, Corie Jacobson, Manager Logan Fischer.

Back row (L to R): Athletic Trainer Alana Alpert, Katherine Beaumier, Kelly Mariani, Taylor Turnquist, Michaela Pejzlova, Loren Gabel, Josiane Pozzebon, Jenna Brenneman, Equipment Manager Jason Smits.

2018 CHAMPIONSHIP GAME, MARCH 18 AT MINNEAPOLIS, MINN.

CLARKSON 2, COLGATE 1 OT

Colgate	0	1	0	0	—	1
Clarkson	1	0	0	1	—	2

First Period: CL — Cassidy Vinkle (Kelly Mariani), 16:29. Penalties: CO — Annika Zalewski (tripping), 1:19; CO — Malia Schneider (boarding), 18:11.

Second Period: CO — Schneider (Olivia Zafuto, Breanne Wilson-Bennett), 2:27. Penalties: CL — Lauren Lefler (tripping), 8:29; CO — Shelby Wood (tripping), 11:31; CL — Josiane Pozzebon (roughing), 15:41.

Third Period: Penalties: CO — Zafuto (hooking), 5:31; CL — Rhyen McGill (holding), 5:31.

Overtime: CL — Elizabeth Giguere, 7:55.

Shots on goal: Colgate 10-11-7-0 — 28; Clarkson 15-8-13-1 — 37. Saves: Colgate (Julia Vandyk) 35; Clarkson (Shea Tiley) 27. Total Penalties: Colgate 4 for 8 minutes; Clarkson 3 for 6 minutes. Power Plays: Colgate 0 for 2; Clarkson 0 for 3. Officials: Referees — Scott Roth, Robert Ludwig; Assistant Referees — Mike Mueller, Glendon Seal. Attendance: 2,992.




2018 Clarkson — Front row (l-r): Jenna Brenneman, Lauren Lefler (assistant captain), Tony Maci (assistant coach), Amanda Titus (assistant captain), Matt Desrosiers (head coach), Savannah Harmon (captain), Britni Smith (assistant coach), Cassidy Vinkle (assistant captain), Shea Tiley (assistant captain). Middle row: Alana Alpert (trainer), Tad Johnson (strength & conditioning coach), Loren Gabel, Taylor Turnquist, Rhyen McGill, Kristy Pidgeon, Ella Shelton, Elizabeth Giguere, Katelyn Fournier, Emma Kennan, Bryan Warner (video manager), George Frank (equipment manager). Back row: Michaela Boyle, Katherine Beaumier, Josiane Pozzebon, Avery Mitchell, Michaela Pejzlova, Meaghan Hector, Kelly Mariani, Kia Castonguay, Tia Stoddard

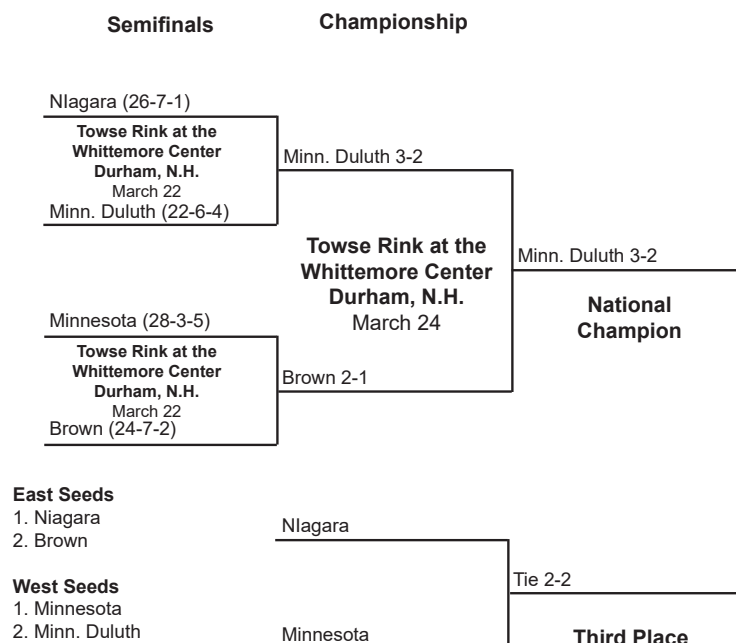
BRACKETS



2001 National Collegiate Women's Ice Hockey Championship



2002 National Collegiate Women's Ice Hockey Championship





2003 National Collegiate Women's Ice Hockey Championship

Semifinals

Harvard (29-2-1)

Duluth Entertainment
and Convention Center
Duluth, Minn..
March 21

Minnesota (27-6)

Minn. Duluth (29-3-2)

Duluth Entertainment
and Convention Center
Duluth, Minn..
March 21

Dartmouth (26-7)

Championship

Harvard 6-1

Duluth Entertainment
and Convention Center
Duluth, Minn..
March 23

Minn. Duluth 4-3 (2 ot)

**National
Champion**

Minn. Duluth 5-2

Minnesota

Seeds

1. Minn. Duluth
2. Harvard
3. Minnesota
4. Dartmouth

Dartmouth 4-2

Dartmouth

Third Place



2004 National Collegiate Women's Ice Hockey Championship

Semifinals

Minnesota (28-4-2)

Dunkin' Donuts Center
Providence, R.I.
March 26

Dartmouth (24-6-2)

St. Lawrence (27-9-1)

Dunkin' Donuts Center
Providence, R.I.
March 26

Harvard (29-3-1)

Championship

Minnesota 5-1

Dunkin' Donuts Center
Providence, R.I.
March 28

Minnesota 6-2

**National
Champion**

Harvard 2-1

St. Lawrence

Seeds

1. Minnesota
2. Harvard
3. St. Lawrence
4. Dartmouth

St. Lawrence 2-1

Dartmouth

Third Place





2005 National Collegiate Women's Ice Hockey Championship

Regionals

Semifinals

Championship



*Minnesota (33-2-2)

March 18

Providence (21-10-5)

Minnesota 6-1

**Towse Rink at the
Whittemore Center
Durham, N.H.
March 25**

Minnesota 7-2

Wisconsin (28-8-1)

March 17

*Dartmouth (26-6)

Dartmouth 4-3

**Towse Rink at the
Whittemore Center
Durham, N.H.
March 27**

Minnesota 4-3

**National
Champion**

*Harvard (24-6-3)

March 19

Mercyhurst (26-6-2)

Harvard 5-4 (3 ot)

**Towse Rink at the
Whittemore Center
Durham, N.H.
March 25**

Harvard 4-1

St. Lawrence (26-7-5)

March 18

*Minn. Duluth (26-5-2)

St. Lawrence 3-2 (ot)

Dartmouth

St. Lawrence 5-1

Third Place

Seeds

1. Minnesota
2. Minn. Duluth

* *Host Institution*



2006 National Collegiate Women's Ice Hockey Championship

Regionals

Semifinals

Championship

*New Hampshire (32-2-1)

March 18

Harvard (18-12-4)

New Hampshire 3-1

**Mariucci Arena
Minneapolis**
March 24

*Minnesota (27-10-1)

March 17

Princeton (21-7-4)

Minnesota 4-0

Minnesota 5-4

*St. Lawrence (30-4-2)

March 18

Minn. Duluth (22-8-3)

St. Lawrence 1-0

**Mariucci Arena
Minneapolis**
March 24

*Wisconsin (33-4-1)

March 18

Mercyhurst (23-7-6)

Wisconsin 2-1 (2 ot)

Wisconsin 1-0

**Mariucci Arena
Minneapolis**
March 26

Wisconsin 3-0

**National
Champion**



Seeds

1. New Hampshire
2. Wisconsin

* *Host Institution*



2007 National Collegiate Women's Ice Hockey Championship

Regionals

Semifinals

Championship



*Wisconsin (33-1-4)

March 10

Harvard (23-7-2)

Wisconsin 1-0 (4 ot)

**Olympic Center
Lake Placid, N.Y.
March 16**

Wisconsin 4-0

*New Hampshire (28-3-5)

March 10

St. Lawrence (28-7-3)

St. Lawrence 6-2

**Olympic Center
Lake Placid, N.Y.
March 18**

Wisconsin 4-1

**National
Champion**

*Mercyhurst (32-1-3)

March 9

Minn. Duluth (22-10-4)

Minn. Duluth 3-2 (ot)

**Olympic Center
Lake Placid, N.Y.
March 16**

Minn. Duluth 4-3 (2 ot)

*Dartmouth (27-4-2)

March 10

Boston College (23-9-2)

Boston College 3-2 (2 ot)

* *Host Institution*

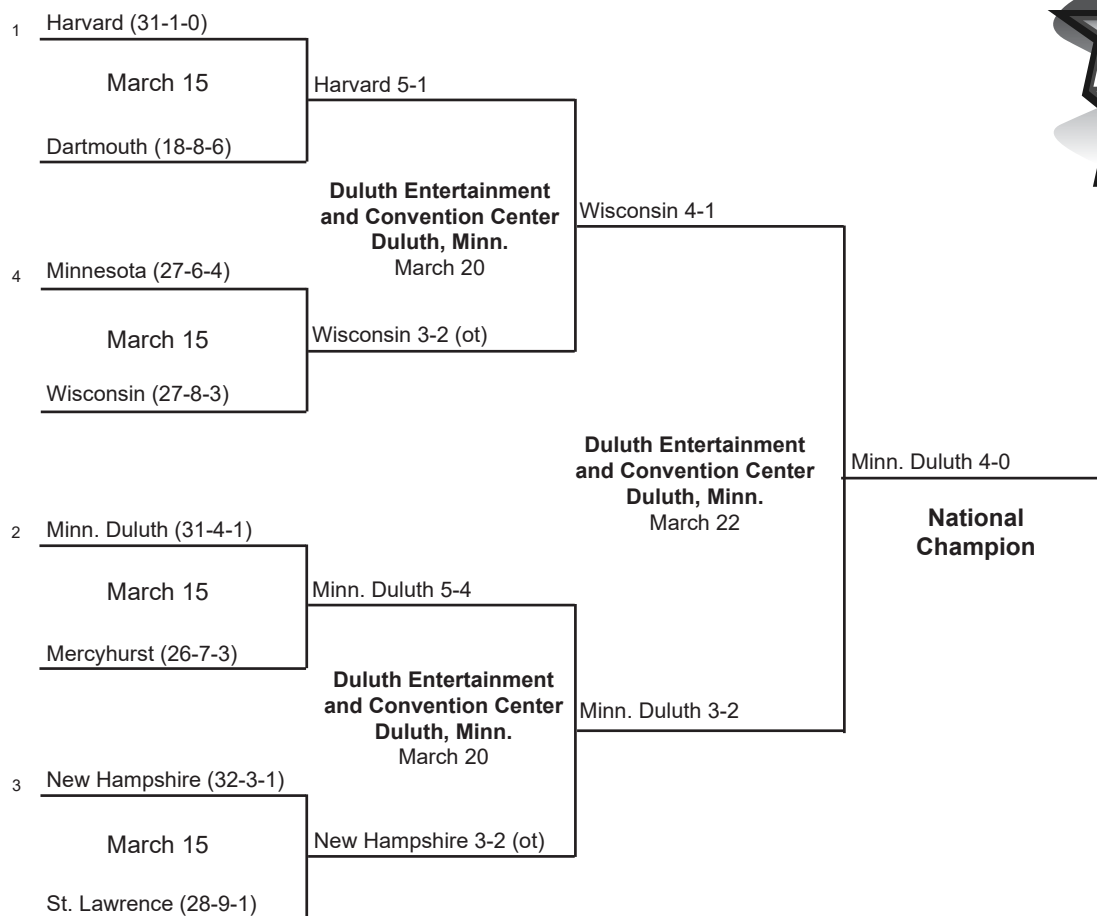


2008 National Collegiate Women's Ice Hockey Championship

Quarterfinals

Semifinals

Championship





2009 National Collegiate Women's Ice Hockey Championship

Quarterfinals

Semifinals

Championship





2010 National Collegiate Women's Ice Hockey Championship

Quarterfinals

Semifinals

Championship



1 Mercyhurst (29-2-3)

March 13

Boston U. (17-8-12)

Mercyhurst 4-1

4 Harvard (20-7-5)

March 12

Cornell (19-8-6)

Cornell 6-2

2 Minn. Duluth (28-8-2)

March 13

New Hampshire (19-8-5)

Minn. Duluth 2-1

3 Minnesota (25-8-5)

March 13

Clarkson (23-11-5)

Minnesota 3-2 (ot)

**Ridder Arena
Minneapolis
March 19**

Cornell 3-2 (ot)

**Ridder Arena
Minneapolis
March 21**

Minn. Duluth 3-2 (3 ot)

**National
Champion**

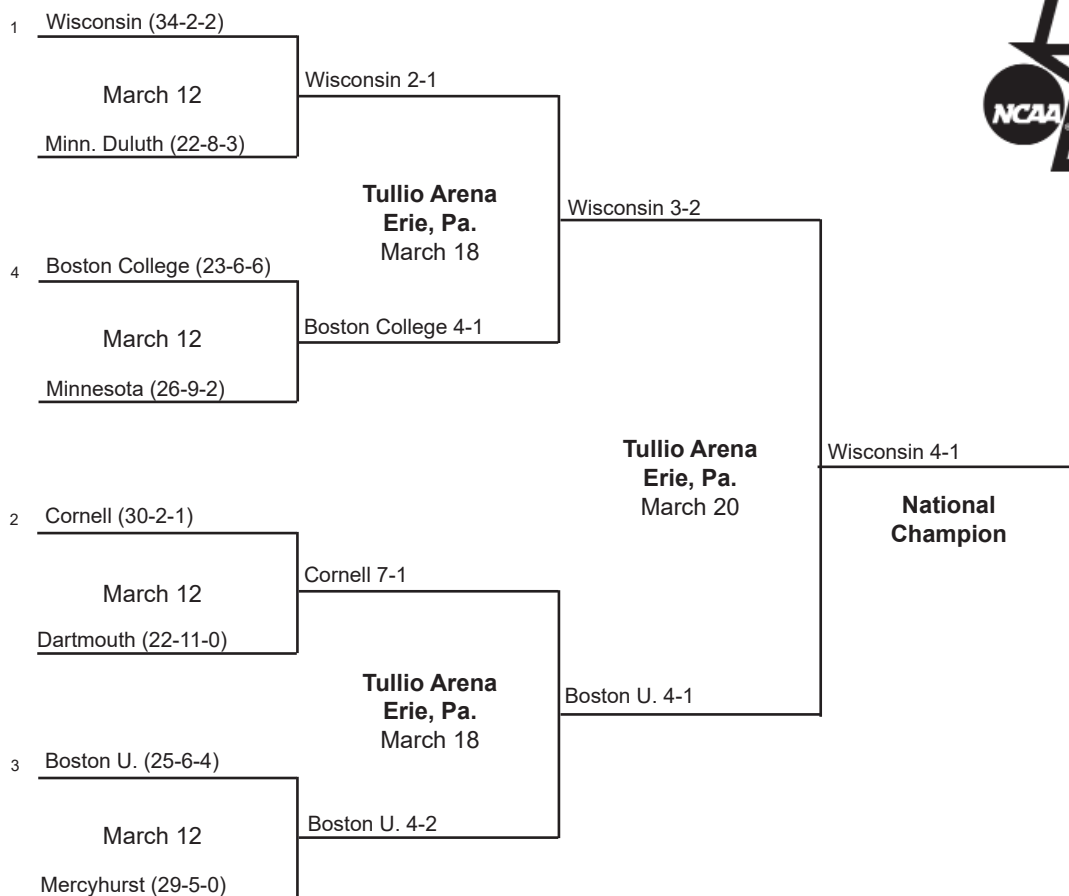


2011 National Collegiate Women's Ice Hockey Championship

Quarterfinals

Semifinals

Championship





2012 National Collegiate Women's Ice Hockey Championship

Quarterfinals

Semifinals

Championship





2013 National Collegiate Women's

ICE HOCKEY CHAMPIONSHIP

Quarterfinals
March 15 or 16

Semifinals
March 22

Championship
March 24



Note: All game times are Eastern and subject to change.

* Denotes host institution.



2014 National Collegiate Women's

ICE HOCKEY CHAMPIONSHIP

Quarterfinals
March 14 or 15

Semifinals
March 21

Championship
March 23



Note: All game times are Eastern and subject to change.

* Denotes host institution.



2015 National Collegiate Women's Ice Hockey Championship

Quarterfinals
March 13 or 14

Semifinals
March 20

Championship
March 22

1 *Minnesota (31-3-4)

Minnesota 6-2

Rochester Inst. (15-18-5)

4 *Wisconsin (28-6-4)

Ridder Arena
Minneapolis
6 p.m.
Live on NCAA.com

Wisconsin 5-1

Boston U. (25-8-3)

Minnesota 3-1

2 *Boston College (33-2-2)

Boston College 5-1

Clarkson (24-10-3)

Ridder Arena
Minneapolis
9 p.m.
Live on NCAA.com

3 *Harvard (25-5-3)

Harvard 5-0

Quinnipiac (26-8-3)

Ridder Arena
Minneapolis
4 p.m.
Live on NCAA.com

Minnesota 4-1

**NATIONAL
CHAMPION**

Harvard 2-1



* Host Institution
All times are Eastern time.
Information subject to change.

© 2014 National Collegiate Athletic Association. No commercial use without the NCAA's written permission. The NCAA opposes all forms of sports wagering.



2016 National Collegiate Women's Ice Hockey Championship



* Host Institution
All times are Eastern time.
Information subject to change.

© 2015 National Collegiate Athletic Association. No commercial use without the NCAA's written permission. The NCAA opposes all forms of sports wagering.



2017 National Collegiate Women's Ice Hockey Championship



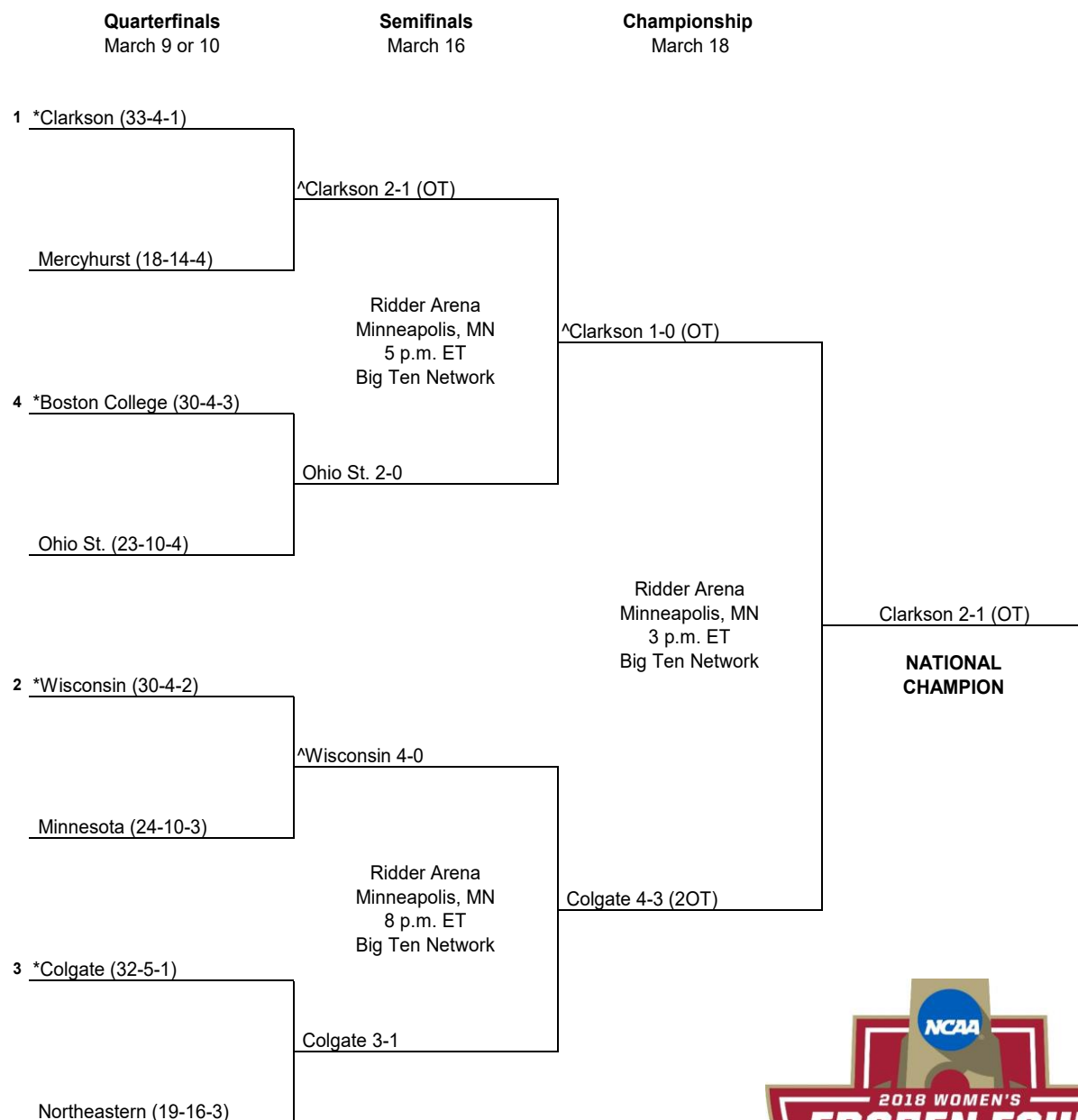
* Host Institution
Home Team
All times are Eastern time.
Information subject to change.



© 2017 National Collegiate Athletic Association. No commercial use without the NCAA's written permission. The NCAA opposes all forms of sports wagering.



2018 National Collegiate Women's Ice Hockey Championship



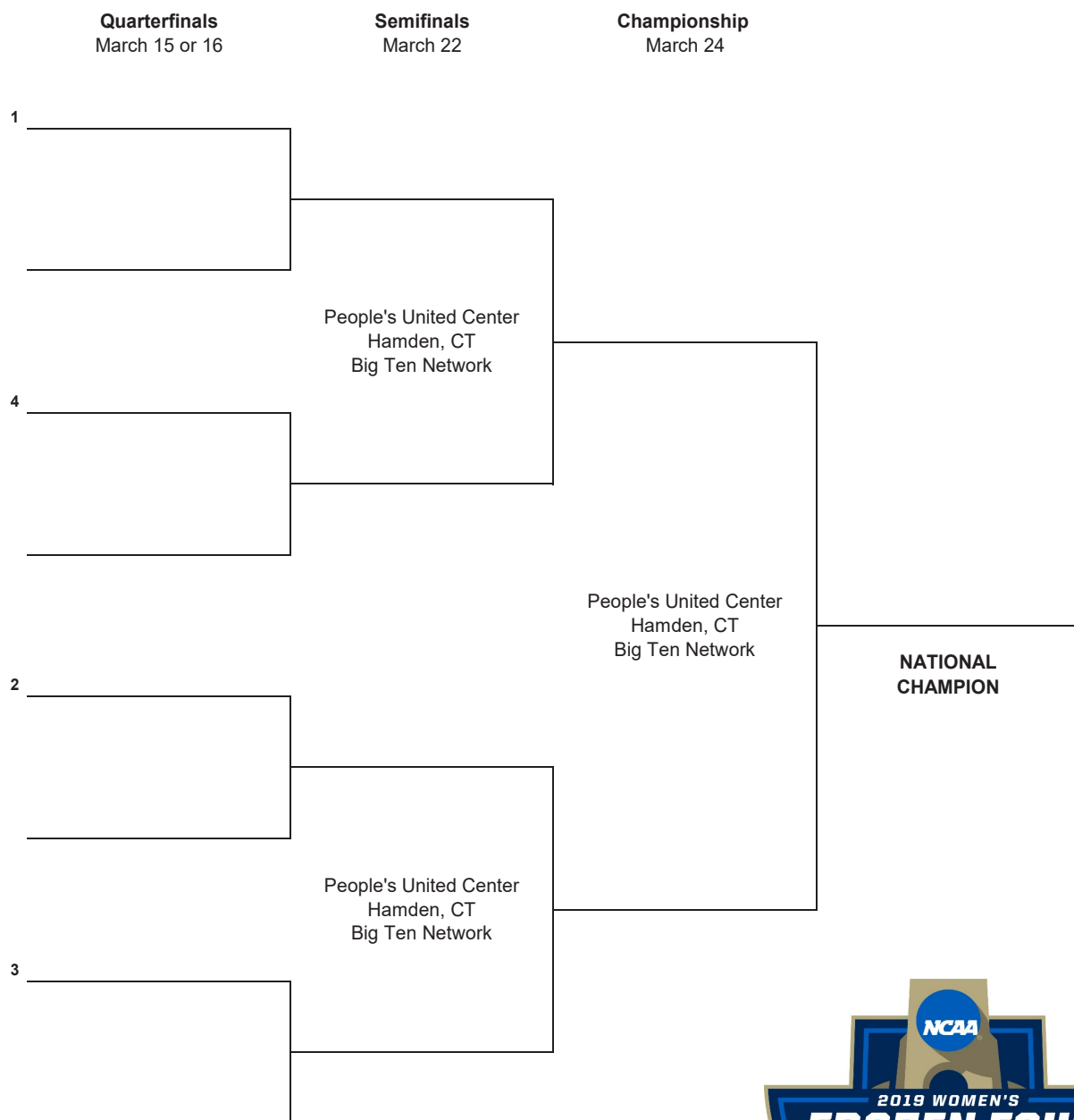
* Host Institution
^ Home Team
All times are Eastern time.
Information subject to change.



© 2017 National Collegiate Athletic Association. No commercial use without the NCAA's written permission. The NCAA opposes all forms of sports wagering.



2019 National Collegiate Women's Ice Hockey Championship



* Host Institution
All times are Eastern time.
Information subject to change.

© 2018 National Collegiate Athletic Association. No commercial use without the NCAA's written permission. The NCAA opposes all forms of sports wagering.