

DIVISION I MEN'S GOLF CHAMPIONSHIPS RECORDS BOOK

2019 Championship	2
History	5
All-Time Team Results	14
Individual Awards	36
Elite 90	51
Brackets	52



2019 CHAMPIONSHIP

HIGHLIGHTS

[NCAA Division I men's golf championship: Oklahoma State dominates Alabama to win title](#). Top-ranked Oklahoma State claimed the NCAA Division I Men's Golf National Championship with a 5-0 victory over Alabama in front of 3,042 fans at Karsten Creek Golf Club.

It is the 11th time that OSU has been crowned as national champions and the first time since the tournament's match-play format began in 2009. The Cowboys are the first No. 1 seed to win the championship since match play was implemented, and the first team to sweep both stroke and match play.

"That was quite a day and I hope everybody liked that," OSU coach Alan Bratton said. "You get into coaching and you come to play college golf to have a chance to win a national championship. I think that's why you want to coach to give kids an opportunity like that. Our kids had that today. This day was all about them and all the people that came before them. They'll never forget how they stepped up on that stage and this will be a big catalyst for all the things they will do in the future. I talked about the goals we had at the start of the week. We had four of them and we got them all."

Matthew Wolff was the competitor that clinched the Cowboys' 11th national title, as he defeated Alabama's Davis Riley, 4&3.

Wolff opened the day with an eagle on No. 1 and never looked back. He lost just one hole throughout the day and led by four at the turn. Wolff halved his way to victory after that and clinched the championship by draining a birdie putt on No. 15.

"It was everything I could wish for," Wolff said of making the winning putt. "I didn't know that it was to win the championship. I just knew it was to win my match. That's how you win championships. How you win the championship is everyone wins their match. And that's what we did today. To be the one to make the putt, that's going to be really memorable for me. And like Coach said, we're now a part of an elite fraternity, and not many people can say that."

Zach Bauchou captured OSU's first point of the day with a dominant 8&7 win over Alabama's Jonathan Hardee.

The only thing hotter than the Stillwater summer heat was Bauchou's blazing play Wednesday, as he jumped out to a six-up lead through eight holes. Bauchou continued to scorch Karsten Creek by posting a 7-under 29 mark on the front nine and making the turn with a seven-up lead.

Despite transitioning to the back nine, the junior continued to perform. He capped his 8&7 victory with a putt on the par-three 11th hole. His victory is tied for the largest defeat in NCAA match-play history and is the third time an 8&7 scoreline has been recorded since match play began in 2009.

"I was the last out but the first in, and that was pretty cool," Bauchou said. "I got to see a couple of the other guys finish up. I just want to give credit to the other four guys here. They played so well all week."

Viktor Hovland followed his teammate's efforts with a 4&3 victory over Lee Hodges to clinch OSU's second match of the day.

The sophomore got the Cowboys off to a quick start as the first match on and was in control through, as he won the first hole of the day with a birdie on No. 1 and never let Hodges square the match after that. He capped his impressive week of play with a par on No. 15.

2019 TEAM RESULTS

THREE-ROUND TOTALS

(Par 288-864)

Pos.	Team	Round Scores	Total
1.	Oklahoma St.	290-276-286	852
2.	Texas	298-290-289	877
	Stanford	291-287-299	877
4.	Oklahoma	305-287-288	880
5.	Wake Forest	296-297-288	881
6.	Vanderbilt	307-288-287	882
7.	Texas A&M	296-287-301	884
8.	Clemson	302-292-298	892
9.	SMU	308-293-292	893
10.	TCU	311-295-288	894
11.	Ohio St.	297-296-302	895
12.	Pepperdine	312-291-293	896
13.	Auburn	292-294-312	898
14.	California	292-301-306	899
15.	Southern California	304-304-292	900
16.	Arizona St.	302-296-303	901
17.	South Carolina	305-299-298	902
18.	Georgia Tech	307-293-303	903
19.	North Carolina	304-300-300	904
20.	Liberty	305-303-298	906
	UNLV	310-292-304	906
22.	North Florida	309-297-301	907
	LSU	308-302-297	907
24.	Georgia	300-300-311	911
25.	Duke	313-305-294	912
26.	Georgia Southern	308-299-306	913

Pos.	Team	Round Scores	Total
27.	Baylor	314-295-306	915
	Illinois	311-301-303	915
29.	Louisville	313-302-317	932
30.	BYU	322-307-309	938

FOUR-ROUND TOTALS

(Par 288-1126)

Pos.	Team	Round Scores	Total
1	Oklahoma St.	290-276-286	1136
2	Vanderbilt	307-288-287	1167
3	Wake Forest	296-297-288	1172
4	Texas	298-290-289	1180
5	Oklahoma	305-287-288	1180
6	Stanford	291-287-299	1189
7	Texas A&M	296-287-301	1192
8	SMU	308-293-292	1196
	Clemson	302-292-298	1196
10	California	292-301-306	1197
11	Pepperdine	312-291-293	1199
12	Auburn	292-294-312	1200
13	Ohio St.	297-296-302	1201
14	Southern California	304-304-292	1202
15	TCU	311-295-288	1205

QUARTERFINALS

May 28 at Blessings Golf Club, Fayetteville, Ark.

Vanderbilt def. Texas A&M, 3-2
Stanford def. Wake Forest, 3-2
Oklahoma State def. SMU, 4-1
Texas def. Oklahoma, 3-2

SEMIFINALS

May 28 at Blessings Golf Club, Fayetteville, Ark.

Texas def. Oklahoma St., 3-2
Stanford def. Vanderbilt, 3-2

CHAMPIONSHIP

May 29 at Blessings Golf Club, Fayetteville, Ark.

Stanford def. Texas 3-2

- Steven Chervony (Texas) def. David Snyder (Stanford) 1-up
- Parker Coody (Texas) def. Daulet Tuleubayev (Stanford), 6 and 5
- Brandon Wu (Stanford) def. Pierceson Coody (Texas), 4 and 3
- Isaiah Salinda (Stanford) def. Cole Hammer (Texas), 4 and 3
- Henry Shimp (Stanford) def. Spencer Soosman (Texas), 2 and 1

2019 INDIVIDUAL RESULTS

THREE-ROUND TOTALS

(Par 72-216) *Individual only

Pos.	Player, Team	Round Scores	Total
1	Matthew Wolff, Oklahoma St.	73- 66-70	209
2	Austin Eckroat, Oklahoma St.	69- 69-73	211
3	Steven Fisk, Georgia Southern	76- 68-68	212
4.	Chun An Yu, Arizona St.	69- 74-70	213
	Zach Bauchou, Oklahoma St.	73- 71-70	214
6.	Isaiah Salinda, Stanford	70- 70-74	214
	Justin Suh, Southern California	71- 75-68	214
8.	Henry Shimp, Stanford	73- 69-73	215
	Collin Morikawa, California	67- 72-76	215
	Patrick Welch, Oklahoma	75- 69-72	216
11.	Lee Detmer, Wake Forest	72- 74-71	217
	Kyle Cottam, Clemson	74- 72-71	217
	Kyler Dunkle, Utah	69- 71-77	217
	Mac Meissner, SMU	73- 72-72	217
15.	Gabe Lench, Liberty	75- 73-69	217
	Chandler Eaton, Duke	76- 71-70	217
	Walker Lee, Texas A&M	71- 74-73	218
	Blaine Hale, Oklahoma	76- 70-72	218
19.	Parker Coody, Texas	72- 72-75	219
	Daniel Wetterich, Ohio St.	71- 74-74	219
	John Augenstein, Vanderbilt	75- 72-72	219
	Billy Tom Sargent, Western Kentucky	71- 76-72	219
	Chandler Phillips, Texas A&M	78- 70-72	220
24.	Jacob Solomon, Auburn	71- 69-80	220
	Alex Fitzpatrick, Wake Forest	75- 73-72	220
26.	Tripp Kinney, Iowa St.	75- 71-74	220
	Ryan Burnett, North Carolina	79- 70-71	220
28.	Joe Highsmith, Pepperdine	76- 72-72	220
	Viktor Hovland, Oklahoma St.	75- 70-76	221
30.	Eugenio Chacarra, Wake Forest	74- 76-71	221
	Trent Phillips, Georgia	73- 71-77	221
	Justin Kim, UNLV	76- 70-75	221
	Will Miles, South Carolina	74- 75-72	221
	Brandon Wu, Stanford	73- 75-74	222
	Cole Hammer, Texas	75- 76-71	222
36.	Steven Chervony, Texas	75- 70-77	222
	Will Grimmer, Ohio St.	72- 78-72	222

Pos.	Player, Team	Round Scores	Total
38.	Julian Perico, Arkansas	71- 75-76	222
	Tyler Strafaci, Georgia Tech	75- 70-77	222
	Harry Hall, UNLV	72- 72-78	222
41.	Scott Stevens, South Carolina	75- 75-72	222
	Stefano Mazzoli, TCU	78- 74-70	222
43.	Garett Reband, Oklahoma	78- 76-69	223
	Pierceson Coody, Texas	81- 72-70	223
	Brandon Mancheno, Auburn	72- 76-75	223
	Jovan Rebula, Auburn	73- 73-77	223
	Patrick Martin, Vanderbilt	77- 72-74	223
	Harrison Ott, Vanderbilt	77- 71-75	223
	Jacob Bridgeman, Clemson	75- 73-75	223
	Ryan Gerard, North Carolina	72- 73-78	223
	Alexandre Fuchs, Liberty	77- 71-75	223
	Philip Barbaree, LSU	76- 74-73	223
53.	Bryson Nimmer, Clemson	79- 71-74	224
	Davis Thompson, Georgia	76- 73-75	224
	Noah Goodwin, SMU	76- 75-73	224
	Hayden Springer, TCU	77- 75-72	224
	Ryan Hall, South Carolina	75- 74-75	224
	David Ravetto, TCU	79- 72-73	224
	Michael Feagles, Illinois	76- 71-77	224
60.	Kaiwen Liu, California	72- 77-76	225
	RJ Manke, Pepperdine	79- 70-76	225
	Phillip Knowles, North Florida	78- 75-72	225
	Andrew Alligood, North Florida	77- 75-73	225
	Cooper Dossey, Baylor	80- 70-75	225
65.	Daulet Tuleubayev, Stanford	75- 73-78	226
	Sam Bennett, Texas A&M	73- 73-80	226
	Spencer Soosman, Texas	76- 77-73	226
	Brandon Smith, Texas A&M	74- 70-82	226
	Will Gordon, Vanderbilt	82- 73-71	226
	Laken Hinton, Ohio St.	77- 71-78	226
	Cameron Sisk, Arizona St.	76- 73-77	226
	Luke Schniederjans, Georgia Tech	79- 67-80	226
	Turner Maclean, TCU	79- 74-73	226
	Kaito Onishi, Southern California	79- 73-74	226
	Zach Smith, UC Santa Barbara	78- 74-74	226
	Jiri Zuska, Louisville	72- 77-77	226
77.	Reid Davenport, Vanderbilt	78- 79-70	227
	Ollie Osborne, SMU	82- 72-73	227
	Clay Feagler, Pepperdine	78- 76-73	227
	Travis Trace, North Florida	78- 72-77	227
	Michael Sanders, LSU	80- 76-71	227
	Luis Gagne, LSU	75- 75-77	227
83.	Hayden Wood, Oklahoma St.	78- 77-73	228
	Quade Cummins, Oklahoma	79- 74-75	228
	K.K. Limbhasut, California	79- 76-73	228
	Spencer Ralston, Georgia	74- 75-79	228
	Joshua McCarthy, Pepperdine	79- 73-76	228
88.	Dan Erickson, Texas A&M	78- 75-76	229
	Blake Wagoner, Arizona St.	78- 74-77	229
	Connor Howe, Georgia Tech	80- 77-72	229
	Ben Wong, SMU	81- 74-74	229
	Jack Trent, UNLV	78- 79-72	229
	Charlie Reiter, Southern California	75- 77-77	229
	Adrien Dumont de Chassart , Illinois	79- 78-72	229
	Adrien Pendaries, Duke	78- 77-74	229
96.	Cameron Young, Wake Forest	75- 74-81	230
	Colby Patton, Clemson	74- 76-80	230
	Andy Ogletree, Georgia Tech	77- 79-74	230
	Josh Martin, North Carolina	72- 79-79	230
	Braden Bailey, Baylor	80- 72-78	230
101.	Brad Dalke, Oklahoma	76- 74-81	231
	Caleb Ramirez, Ohio St.	77- 73-81	231
	Jamie Cheatham, California	74- 76-81	231
	Michael Mattiace, North Florida	77- 75-79	231

FOUR-ROUND TOTALS

(Par 72-288) *Individual only

Pos.	Player, Team	Round Scores	Total
	Colin Kober, Baylor	78- 78-75	231
	Garrett May, Baylor	77- 75-79	231
	Edwin Yi, Oregon	78- 77-76	231
108.	Eric Bae, Wake Forest	81- 77-74	232
	Tommy Kuhl, Illinois	76- 75-81	232
110.	Graysen Huff, Auburn	77- 76-80	233
	Alex del Rey, Arizona St.	79- 75-79	233
	Jackson Markham, SMU	78- 79-76	233
	Austin Hitt, North Carolina	81- 78-74	233
	Ben Carr, Georgia Southern	76- 81-76	233
	Brett Barron, Georgia Southern	77- 73-83	233
	Alex Smalley, Duke	80- 80-73	233
	Brock Stanger, BYU	82- 74-77	233
	John Murphy, Louisville	81- 71-81	233
119.	Triston Fisher, TCU	77- 80-77	234
	Issei Tanabe, Southern California	82- 79-73	234
	Ervin Chang, Liberty	75- 82-77	234
	Trey Winstead, LSU	77- 80-77	234
	Devin Morley, Louisville	78- 78-78	234
124.	Noah Norton, Georgia Tech	76- 79-80	235
	Jordan Batchelor, North Florida	77- 78-80	235
	Giovanni Tadiotto, Illinois	82- 77-76	235
	Steven DiLisio, Duke	81- 77-77	235
	Carson Lundell, BYU	82- 80-73	235
129.	Trace Crowe, Auburn	76- 78-82	236
	Will Voetsch, Ohio St.	77- 81-78	236
	Kieran Vincent, Liberty	78- 77-81	236
	Varun Chopra, Illinois	80- 78-78	236
	Peter Kuest, BYU	77- 77-82	236
134.	Mason Andersen, Arizona St.	80- 77-80	237
135.	David Rauch, UNLV	85- 71-82	238
	Ryan Grider, Baylor	79- 81-78	238
	Jake Maples, Georgia Southern	79- 77-82	238
	Kelton Hirsch, BYU	81- 77-80	238
139.	William Nottingham, Clemson	84- 77-78	239
	Dougie Ergood, North Carolina	82- 80-77	239
	Ryan Stachler, South Carolina	81- 79-79	239
	Matthias Schmid, Louisville	82- 76-81	239
143.	Trevor Phillips, Georgia	79- 81-80	240
	Rhett Rasmussen, BYU	82- 79-79	240
	Evan Katz, Duke	79- 80-81	240
146.	Will Kahlstorf, Georgia	77- 84-81	242
147.	Colin Bowles, Georgia Southern	81- 82-80	243
148.	Sebastian Crampton, California	83- 80-81	244
149.	Caleb Proveaux, South Carolina	91- 75-81	247
154.	Garrett Barber, LSU	77-76-0	153
156.	Jonathan Yaun, Liberty	81-77-0	158
153.	Kyle Suppa, Southern California	80-80-0	0
T151.	Nate Menon, Stanford	79-79-0	0
T151.	Alex Jordan, UNLV	79-79-0	0
150.	Austin Murphy, Pepperdine	72-72-0	0
156.	Jonathan Yaun, Liberty	81-77-0	158
155.	Simon Zach, Louisville	85-85-0	0

2019 Individual Results

Pos.	Player, Team	Round Scores	Total
1.	Matthew Wolff, Oklahoma St.	73-66-70-69	278
2.	Steven Fisk, Georgia Southern	76- 68-68-71	283
3.	Chun An Yu , Arizona St.	69- 74-70-72	285
4.	Justin Suh, Southern California	71- 75-68-72	286
	Lee Detmer, Wake Forest	72- 74-71-69	286
6.	Collin Morikawa, California	67- 72-76-73	288
	Isaiah Salinda, Stanford	70- 70-74-74	288
8.	Trent Phillips, Georgia	73-71-77-68	289
	Zach Bauchou, Oklahoma St.	73-71-70-75	289
	Austin Eckroat, Oklahoma St.	69- 69-73-78	289
11.	Patrick Welch, Oklahoma	75- 69-72-75	291
	Billy Tom Sargent, Western Kentucky	71- 76-72-72	291
	Kyle Cottam, Clemson	74-72-71-74	291
	Mac Meissner, SMU	73-72-72-74	291
15.	Alex Fitzpatrick, Wake Forest	75-73-72-72	292
	Chandler Eaton, Duke	76-71-70-75	292
	Viktor Hovland, Oklahoma St.	75-70-76-71	292
	Parker Coody, Texas	72-72-75-73	292
19.	Will Gordon, Vanderbilt	82-73-71-67	293
	Patrick Martin, Vanderbilt	77-72-74-70	293
	John Augenstein, Vanderbilt	75-72-72-74	293
	Daniel Wetterich, Ohio St.	71-74-74-74	293
	Chandler Phillips, Texas A&M	78-70-72-73	293
24.	Joe Highsmith, Pepperdine	76-72-72-74	294
	Gabe Lench, Liberty	75-73-69-77	294
26.	Blaine Hale, Oklahoma	76-70-72-77	295
	Henry Shimp, Stanford	73-69-73-80	295
28.	Kyler Dunkle, Utah	69-71-77-79	296
	Hayden Springer, TCU	77-75-72-72	296
30.	Ryan Burnett, North Carolina	79-70-71-77	297
	Eugenio Chacarra, Wake Forest	74-76-71-76	297
	Harrison Ott, Vanderbilt	77-71-75-74	297
	Garett Reband, Oklahoma	78-76-69-74	297
	Jacob Solomon, Auburn	71-69-80-77	297
	Hayden Wood, Oklahoma St.	78-77-73-69	297
36.	Noah Goodwin, SMU	76-75-73-74	298
	Walker Lee, Texas A&M	71-74-73-80	298
38.	Stefano Mazzoli, TCU	78-74-70-77	299
	Cole Hammer, Texas	75-76-71-77	299
	Jacob Bridgeman, Clemson	75-73-75-76	299
41.	Kaiwen Liu, California	72-77-76-75	300
	Spencer Soosman, Texas	76-77-73-74	300
43.	Jovan Rebula, Auburn	73-73-77-78	301
	Clay Feagler, Pepperdine	78-76-73-74	301
	Laken Hinton, Ohio St.	77-71-78-75	301
	Bryson Nimmer, Clemson	79-71-74-77	301
47.	Tripp Kinney, Iowa St.	75-71-74-82	302
	Kaito Onishi, Southern California	79-73-74-76	302
	Quade Cummins, Oklahoma	79-74-75-74	302
	Pierceson Coody, Texas	81- 72-70-79	302
	Steven Chervony, Texas	75-70-77-80	302
	Ollie Osborne, SMU	82-72-73-75	302
53.	Will Grimmer, Ohio St.	72-78-72-81	303
	RJ Manke, Pepperdine	79-70-76-78	303
	Brandon Wu, Stanford	73-75-74-81	303
	Brandon Smith, Texas A&M	74-70-82-77	303
57.	Graysen Huff, Auburn	77-76-80-71	304
	K.K. Limbhasut, California	79-76-73-76	304
	Brandon Mancheno, Auburn	72-76-75-81	304
	Cameron Young, Wake Forest	75-74-81-74	304
61.	Jamie Cheatham, California	74-76-81-74	305
	Reid Davenport, Vanderbilt	78-79-70-78	305
	Charlie Reiter, Southern California	75-77-77-76	305
	Joshua McCarthy, Pepperdine	79-73-76-77	305

Pos.	Player, Team	Round Scores	Total
	Sam Bennett, Texas A&M	73-73-80-79	305
66.	Daulet Tuleubayev, Stanford	75-73-78-80	306
67.	David Ravetto, TCU	79-72-73-83	307
68.	Caleb Ramirez, Ohio St.	77-73-81-77	308
	Turner Maclean, TCU	79-74-73-82	308
	Dan Erickson, Texas A&M	78-75-76-79	308
71.	Eric Bae, Wake Forest	81- 77-74-77	309
	Brad Dalke, Oklahoma	76-74-81-78	309
	Colby Patton, Clemson	74-76-80-79	309
74.	Ben Wong, SMU	81- 74-74-81	310
75.	Trace Crowe, Auburn	76-78-82-76	312
	Issei Tanabe, Southern California	82-79-73-78	312
77.	Jackson Markham, SMU	78-79-76-80	313
78.	Triston Fisher, TCU	77-80-77-80	314
79.	Will Voetsch, Ohio St.	77-81-78-80	316
	William Nottingham, Clemson	84-77-78-77	316
81.	Sam Kim, Southern California	79-83-79----	241
82.	David Snyder, Stanford	81- 77-78----	236
83.	Austin Murphy, Pepperdine	72-79-----	151
	David Snyder, Stanford	81- 77-78----	236
	Sam Kim, Southern California	79-83-79----	241
	James Song, California	78-78-6-	0

HISTORY

TEAM RESULTS

1897-1938

(Note: No tournament held in 1900, 1917 and 1918.)

Year	Champion	Host or Site
1897	Yale	Ardley Casino
1898	Harvard (spring)	
1898	Yale (fall)	
1899	Harvard	
1901	Harvard	Atlantic City
1902	Yale (spring)	Garden City
1902	Harvard (fall)	Morris County
1903	Harvard	Garden City
1904	Harvard	Myopia
1905	Yale	Garden City

Year	Champion	Host or Site	Year	Champion	Host or Site
1906	Yale	Garden City	1926	Yale	Merion
1907	Yale	Nassau	1927	Princeton	Garden City
1908	Yale	Brae Burn	1928	Princeton	Apawamis
1909	Yale	Apawamis	1929	Princeton	Deal, N.J.
1910	Yale	Essex County	1930	Princeton	Oakmont
1911	Yale	Baltusrol	1931	Yale	Olympia Fields
1912	Yale	Ekwanok	1932	Yale	Hot Springs, Va.
1913	Yale	Huntingdon Valley	1933	Yale	Buffalo
1914	Princeton	Garden City	1934	Michigan	Cleveland
1915	Yale	Greenwich	1935	Michigan	Congressional
1916	Princeton	Oakmont	1936	Yale	North Shore
1919	Princeton	Merion	1937	Princeton	Oakmont
1920	Princeton	Nassau	1938	Stanford	Louisville
1921	Dartmouth	Greenwich			
1922	Princeton	Garden City			
1923	Princeton	Siwanoy			
1924	Yale	Greenwich			
1925	Yale	Montclair			

1939 To 2009

Year	Champion	Coach	Score	Runner-Up	Score	Host or Site
1939	Stanford	Eddie Twiggs	612	Northwestern/Princeton	614	Des Moines, Iowa
1940	Princeton/LSU	Walter Bourne/Major J. Perry Cole	601			Manchester, Vt.
1941	Stanford	Eddie Twiggs	580	LSU	599	Ohio St.
1942	LSU/Stanford	Major J. Perry Cole/Mike Donahue	590			Notre Dame
1943	Yale	William Neale	614	Michigan	618	Olympia Fields, Ill.
1944	Notre Dame	George Holderith	311	Minnesota	312	Toledo, Ohio
1945	Ohio St.	Robert Kepler	602	Michigan/Northwestern	621	Ohio St.
1946	Stanford	Eddie Twiggs	619	Michigan	624	Princeton
1947	LSU	T.P. Heard	606	Duke	614	Michigan
1948	San Jose St.	Wilbur Hubbard	579	LSU	588	Stanford
1949	North Texas	Fred Cobb	590	Purdue/Texas	600	Iowa St.
1950	North Texas	Fred Cobb	573	Purdue	577	New Mexico
1951	North Texas	Fred Cobb	588	Ohio St.	589	Ohio St.
1952	North Texas	Fred Cobb	587	Michigan	593	Purdue
1953	Stanford	Charles Finger	578	North Carolina	580	Colorado Springs, Colo.
1954	SMU	Graham Ross	572	North Texas	573	Houston/Rice

Year	Champion	Coach	Score	Runner-Up	Score	Host or Site
1955	LSU	Mike Barbato	574	North Texas	583	Tennessee
1956	Houston	Dave Williams	601	North Texas/Purdue	602	Ohio St.
1957	Houston	Dave Williams	602	Stanford	603	Colorado Springs, Colo.
1958	Houston	Dave Williams	570	Oklahoma St.	582	Williams
1959	Houston	Dave Williams	561	Purdue	571	Oregon
1960	Houston	Dave Williams	603	Purdue/Oklahoma St.	607	Colorado Springs, Colo.
1961	Purdue	Sam Voinoff	584	Arizona St.	595	West Lafayette, Ind.
1962	Houston	Dave Williams	588	Oklahoma St.	598	Duke
1963	Oklahoma St.	Labron Harris	581	Houston	582	Wichita St.
1964	Houston	Dave Williams	580	Oklahoma St.	587	Colorado Springs, Colo.
1965	Houston	Dave Williams	577	Cal St. L.A.	587	Tennessee
1966	Houston	Dave Williams	582	San Jose St.	586	Stanford
1967	Houston	Dave Williams	585	Florida	588	Shawnee, Pa.
1968	Florida	Buster Bishop	1,154	Houston	1,156	New Mexico St.
1969	Houston	Dave Williams	1,223	Wake Forest	1,232	Colorado Springs, Colo.
1970	Houston	Dave Williams	1,172	Wake Forest	1,182	Ohio St.
1971	Texas	George Hannon	1,144	Houston	1,151	Arizona
1972	Texas	George Hannon	1,146	Houston	1,159	Cape Coral, Fla.
1973	Florida	Buster Bishop	1,149	Oklahoma St.	1,159	Oklahoma St.
1974	Wake Forest	Jess Haddock	1,158	Florida	1,160	San Diego St.
1975	Wake Forest	Jess Haddock	1,156	Oklahoma St.	1,189	Ohio St.
1976	Oklahoma St.	Mike Holder	1,166	BYU	1,173	New Mexico
1977	Houston	Dave Williams	1,197	Oklahoma St.	1,205	Colgate
1978	Oklahoma St.	Mike Holder	1,140	Georgia	1,157	Oregon
1979	Ohio St.	James Brown	1,189	Oklahoma St.	1,191	Wake Forest
1980	Oklahoma St.	Mike Holder	1,173	BYU	1,177	Ohio St.
1981	BYU	Karl Tucker	1,161	Oral Roberts	1,163	Stanford
1982	Houston	Dave Williams	1,141	Oklahoma St.	1,151	Pinehurst, N.C.
1983	Oklahoma St.	Mike Holder	1,161	Texas	1,168	Fresno St.
1984	Houston	Dave Williams	1,145	Oklahoma St.	1,146	Houston
1985	Houston	Dave Williams	1,172	Oklahoma St.	1,175	Florida
1986	Wake Forest	Jess Haddock	1,156	Oklahoma St.	1,160	Wake Forest
1987	Oklahoma St.	Mike Holder	1,160	Wake Forest	1,176	Ohio St.
1988	UCLA	Eddie Merrins	1,176	UTEP/Oklahoma/Oklahoma St.	1,179	Southern California
1989	Oklahoma	Gregg Grost	1,139	Texas	1,179	Edmond, Okla.
1990	Arizona St.	Steve Loy	1,155	Florida	1,157	Florida
1991	Oklahoma St.	Mike Holder	1,161	North Carolina	1,168	San Jose St.
1992	Arizona	Rick LaRose	1,129	Arizona St.	1,136	New Mexico
1993	Florida	Buddy Alexander	1,145	Georgia Tech	1,146	Kentucky
1994	Stanford	Wally Goodwin	1,129	Texas	1,133	SMU
1995	*Oklahoma St.	Mike Holder	1,156	Stanford	1,156	Ohio St.
1996	Arizona St.	Randy Lein	1,186	UNLV	1,189	Chattanooga, Tenn.
1997	Pepperdine	John Geiberger	1,148	Wake Forest	1,151	Northwestern
1998	UNLV	Dwaine Knight	1,118	Clemson	1,121	New Mexico
1999	Georgia	Chris Haack	1,180	Oklahoma St.	1,183	Minnesota
2000	*Oklahoma St.	Mike Holder	1,116	Georgia Tech	1,116	Auburn
2001	Florida	Buddy Alexander	1,126	Clemson	1,144	Duke
2002	Minnesota	Brad James	1,134	Georgia Tech	1,138	Ohio St.
2003	Clemson	Larry Penley	1,191	Oklahoma St.	1,193	Oklahoma St.
2004	California	Steve Desimone	1,134	UCLA	1,140	Hot Springs, Va.
2005	Georgia	Chris Haack	1,135	Georgia Tech	1,146	Owings Mills, Md.
2006	Oklahoma St.	Mike McGraw	1,143	Florida	1,146	Sunriver, Ore.
2007	Stanford	Conrad Ray	1,109	Georgia	1,121	VCU
2008	UCLA	Derek Freeman	1,194	Stanford	1,195	Purdue

2009 TO PRESENT - MATCH PLAY FORMAT

Year	Champion	Coach	Score	Runner-Up	Host or Site
2009	Texas A&M	J. T. Higgins	3-2	Arkansas	Toledo, Ohio
2010	GRU Augusta	Josh Gregory	3.5-1.5	Oklahoma St.	Ooltewah, Tenn.
2011	GRU Augusta	Josh Gregory	3-2	Georgia	Oklahoma St.
2012	Texas	John Fields	3-2	Alabama	Pacific Palisades, Calif.
2013	Alabama	Jay Seawell	4-1	Illinois	Atlanta

Year	Champion	Coach	Score	Runner-Up	Host or Site
2014	Alabama	Jay Seawell	4-1	Oklahoma St.	Hutchinson, Kan.
2015	LSU	Chuck Winstead	4-1	Southern California	Bradenton, Fla.
2016	Oregon	Casey Martin	3-2	Texas	Eugene, Ore.
2017	Oklahoma	Ryan Hybl	3-1-1	Oregon	Sugar Grove, Ill.
2018	Oklahoma State	Alan Bratton	5-0	Alabama	Stillwater, Okla.
2019	Stanford	Conrad Ray	3-2	Texas	Fayetteville, Ark.
2020	Championship canceled - COVID-19				

*Won playoff.

(Note: Par-70 tournaments held in 1969-73-89-2004-05-07-13; par-71 tournaments held in 1968-81-88-2002-09-12; all other tournament were par-72. Match play to determine team champion began in 2009.)

TEAM CHAMPIONSHIPS

(Notes: These totals include co-championships. Both fall and spring titles were contested in 1898 and 1902.)

Yale	21
Houston	16
Princeton	12
Oklahoma St.	11
Stanford	9
Harvard	6
LSU	5
Florida	4
North Texas	4
Texas	3
Wake Forest	3
Alabama	2
Arizona St.	2
Augusta	2
Georgia	2
Michigan	2
Ohio St.	2
Oklahoma	2
UCLA	2
Arizona	1
BYU	1
California	1
Clemson	1
Dartmouth	1
Minnesota	1
Notre Dame	1
Oregon	1
Pepperdine	1
Purdue	1
San Jose St.	1
SMU	1
Texas A&M	1
UNLV	1

Florida	2
Georgetown	2
Minnesota	2
North Carolina	2
Oklahoma	2
Purdue	2
San Jose St.	2
UNLV	2
Arkansas	1
Auburn	1
Augusta	1
Cal St. L.A.	1
California	1
Carleton	1
Clemson	1
Colorado	1
Columbia	1
Dartmouth	1
Georgia	1
Illinois	1
Memphis	1
NC State	1
Northwestern	1
Ole Miss	1
Oregon	1
SMU	1
UCLA	1
Utah St.	1
Virginia	1
Washington	1

TOURNAMENT MEDALISTS, 1939-64

Year	Winner	School	Score
1939	Sid Richardson	Northwestern	144
1940	John Burke	Georgetown	143
1941	Earl Stewart	LSU	
1942	Dick Haskell	Northwestern	142
1943	Sonny Ellis	LSU	72
1944	James Jackson	Washington-St. Louis	73
1945	Howard Baker	Ohio St.	142
1946	Charles Lind	Denver	143
1947	Bob Harris	San Jose St.	147
	Bo Winger	Oklahoma St.	
1948	Morgan Fottrell	San Jose St.	139
	Gardner Dickinson	LSU	
1949	Arnold Palmer	Wake Forest	141
1950	Arnold Palmer	Wake Forest	138
1951	Sam Kocsis	Detroit Mercy	141
1952	Paul Harney	Holy Cross	140
1953	Merle Backlund	Colorado	137
1954	Don Albert	Purdue	136*
1955	John Pott	LSU	136*
1956	Rex Baxter Jr.	Houston	140
1957	Roger Rubendall	Wisconsin	142
	Warren Simmons	Syracuse	
1958	Phil Rodgers	Houston	139
	Ab Justice	Oklahoma St.	

INDIVIDUAL CHAMPIONSHIPS

(Note: These totals include co-championships.)

Yale	13
Oklahoma St.	9
Harvard	8
Houston	8
Princeton	7
Arizona St.	6
Texas	6
Ohio St.	5
Southern California	4
Georgia Tech	3
LSU	3
Michigan	3
Stanford	3
Tulane	3
Wake Forest	3

Year	Winner	School	Score
1959	Bob Pratt Jack Cupit	Houston Houston	136*
1960	Gene Francis	Purdue	143
1961	Jack Nicklaus	Ohio St.	140
1962	Kermit Zarley	Houston	140
1963	R.H. Sikes	Arkansas	139
1964	Jerry Potter	Miami (FL)	139

*Indicates record.

CHAMPIONSHIP RECORDS

MOST CHAMPIONSHIPS

3—Ben Crenshaw, Texas (1971-72-73); Phil Mickelson, Arizona St. (1989-90-92).

CONSECUTIVE CHAMPIONSHIPS

3—Ben Crenshaw, Texas (1971-72-73).

2—Dexter Cummings, Yale (1923-24); Fred Lamprecht, Tulane (1925-26); G.T. Dunlap, Princeton (1930-31); Dick Crawford, Houston (1959-60); Scott Simpson, Southern California (1976-77); Phil Mickelson, Arizona St. (1989-90).

INDIVIDUAL RECORDS

LOWEST SCORE (IN RELATION TO PAR), ONE ROUND

60 (10-under-par)—Michael Schechner, Duke, third round 2007.

LOWEST SCORE (IN RELATION TO PAR), AFTER TWO ROUNDS

128 (16-under-par)—Phil Mickelson, Arizona St., 1992.

LOWEST SCORE (IN RELATION TO PAR), AFTER THREE ROUNDS

196 (20-under-par)—Charles Howell, Oklahoma St., 2000.

LOWEST SCORE (IN RELATION TO PAR), FOUR ROUNDS

265 (23-under-par)—Charles Howell, Oklahoma St., 2000.

TEAM RECORDS

MOST CONSECUTIVE APPEARANCES IN NCAA REGIONALS

26—Oklahoma St. (1989-2014)

MOST CONSECUTIVE APPEARANCES IN NCAA CHAMPIONSHIPS

65—Oklahoma St., 1947-2011

BEST SCORE (IN RELATION TO PAR), TWO ROUNDS

553 (23-under-par)—UNLV, 1998 (Chris Berry 138, Bill Lunde 138, Charley Hoffman 138, Jeremy Anderson 139, Scott Lander, 143).

BEST SCORE (IN RELATION TO PAR), THREE ROUNDS (SINCE 2009)

824 (16-under-par)—California 2013 (Max Homa 201, Brandon Hagy 205, Michael Kim 212, Michael Weaver 214).

BEST SCORE (IN RELATION TO PAR), FOUR ROUNDS

1,116 (36-under-par)—Oklahoma St., 2000 (Charles Howell 265, Landry Mahan 281, Andres Hultman 288, Edward Loar 288, J.C. DeLeon 295); Georgia Tech, 2000 (Matt Weibring 276, Carlton Forrester 282, Bryce Molder 282, Matt Kuchar 283, Troy Matteson 285).

(Note: Team score composed of low four individual scores each round.)

MARGIN OF VICTORY (STROKES)

33—Wake Forest, 1975.

INDIVIDUAL CHAMPIONS

Year	Winner	School
1897	Louis Bayard Jr.	Princeton
1898	John Reid Jr.	Yale (spring)
1898	James Curtis	Harvard (fall)
1899	Percy Pyne	Princeton
1901	Halstead Lindsley	Harvard
1902	Charles Hitchcock Jr.	Yale (spring)
1902	Chandler Egan	Harvard (fall)
1903	F.O. Reinhart	Princeton
1904	A.L. White	Harvard
1905	Robert Abbott	Yale
1906	W.E. Clow Jr.	Yale
1907	Ellis Knowles	Yale
1908	H.H. Wilder	Harvard
1909	Albert Seckel	Princeton
1910	Robert Hunter	Yale
1911	George Stanley	Yale
1912	F.C. Davison	Harvard
1913	Nathaniel Wheeler	Yale
1914	Edward Allis	Harvard
1915	Francis Blossom	Yale
1916	J.W. Hubbell	Harvard
1919	A.L. Walker Jr.	Columbia
1920	Jess Sweetster	Yale
1921	Simpson Dean	Princeton
1922	Pollack Boyd	Dartmouth
1923	Dexter Cummings	Yale
1924	Dexter Cummings	Yale
1925	Fred Lamprecht	Tulane
1926	Fred Lamprecht	Tulane
1927	Watts Gunn	Georgia Tech
1928	Maurice McCarthy	Georgetown
1929	Tom Aycock	Yale
1930	G.T. Dunlap	Princeton
1931	G.T. Dunlap	Princeton
1932	J.W. Fischer	Michigan
1933	Walter Emery	Oklahoma
1934	Charles Yates	Georgia Tech
1935	Ed White	Texas
1936	Charles Kocsis	Michigan
1937	Fred Haas	LSU
1938	John Burke	Georgetown
1939	Vincent D'Antoni	Tulane
1940	Dixon Brooke	Virginia
1941	Earl Stewart	LSU
1942	Frank Tatum	Stanford
1943	Wallace Ulrich	Carleton
1944	Louis Lick	Minnesota
1945	John Lorms	Ohio St.
1946	George Hamer	Georgia
1947	Dave Barclay	Michigan
1948	Bob Harris	San Jose St.
1949	Harvie Ward	North Carolina
1950	Fred Wampler	Purdue

Year	Winner	School	Year	Winner	School	Score
1951	Tom Nieporte	Ohio St.	2015	Bryson Dechambeau	SMU	209
1952	Jim Vickers	Oklahoma	2016	Aaron Wise	Oregon	275
1953	Earl Moeller	Oklahoma St.	2017	Branden Thornberry	Ole Miss	277
1954	Hillman Robbins	Memphis	2018	Broc Everett	Augusta	281
1955	Joe Campbell	Purdue	2019	Matthew Wolff	Oklahoma St.	278
1956	Rick Jones	Ohio St.	2020	Championship Canceled - COVID-19		
1957	Rex Baxter	Houston				
1958	Phil Rodgers	Houston				
1959	Dick Crawford	Houston				
1960	Dick Crawford	Houston				
1961	Jack Nicklaus	Ohio St.				
1962	Kermit Zarley	Houston				
1963	R.H. Sikes	Arkansas				
1964	Terry Small	San Jose St.				
Year	Winner	School	Score			
1965	Marty Fleckman	Houston	281			
1966	Bob Murphy	Florida	283			
1967	Hale Irwin	Colorado	286			
1968	Grier Jones	Oklahoma St.	276			
1969	Bob Clark	Cal St. L.A.	298			
1970	John Mahaffey	Houston	284			
1971	Ben Crenshaw	Texas	273			
1972	Ben Crenshaw	Texas	279			
	Tom Kite	Texas				
1973	Ben Crenshaw	Texas	282			
1974	Curtis Strange	Wake Forest	282			
1975	Jay Haas	Wake Forest	282			
1976	Scott Simpson	Southern California	283			
1977	Scott Simpson	Southern California	289			
1978	David Edwards	Oklahoma St.	209			
1979	Gary Hallberg	Wake Forest	287			
1980	Jay Don Blake	Utah St.	283			
1981	Ron Commans	Southern California	283			
1982	Billy Ray Brown	Houston	280			
1983	Jim Carter	Arizona St.	287			
1984	John Inman	North Carolina	271			
1985	Clark Burroughs	Ohio St.	285			
1986	Scott Verplank	Oklahoma St.	282			
1987	Brian Watts	Oklahoma St.	280			
1988	E.J. Pfister	Oklahoma St.	284			
1989	Phil Mickelson	Arizona St.	281			
1990	Phil Mickelson	Arizona St.	279			
1991	Warren Schutte	UNLV	283			
1992	Phil Mickelson	Arizona St.	271			
1993	Todd Demsey	Arizona St.	278			
1994	Justin Leonard	Texas	271			
1995	Chip Spratlin	Auburn	283			
1996	Tiger Woods	Stanford	285			
1997	*Charles Warren	Clemson	279			
1998	James McLean	Minnesota	271			
1999	Luke Donald	Northwestern	284			
2000	Charles Howell	Oklahoma St.	265			
2001	Nick Gilliam	Florida	276			
2002	Troy Matteson	Georgia Tech	276			
2003	Alejandro Canizares	Arizona St.	287			
2004	Ryan Moore	UNLV	267			
2005	*James Lepp	Washington	276			
2006	Jonathan Moore	Oklahoma St.	276			
2007	Jamie Lovemark	Southern California	271			
2008	Kevin Chappell	UCLA	286			
2009	Matt Hill	NC State	207			
2010	Scott Langley	Illinois	206			
2011	John Peterson	LSU	211			
2012	Thomas Pieters	Illinois	208			
2013	Max Homa	California	201			
2014	*Cameron Wilson	Stanford	204			

TEAM FINISHES

Team (Years Participated)	Years	1st	2nd	3rd	4th	5th	Best Finish (Year[s])
Akron (1951-61)	2	0	0	0	0	0	22nd (1951)
Alabama (1974-75-81-83-92-93-96-2005-07-08-09-11-12-13-14-16-17-18)	18	2	1	1	0	0	1st (2013-14)
American (1982)	1	0	0	0	0	0	28th (1982)
American Int'l (1958)	1	0	0	0	0	0	34th (1958)
Amherst (1939-40)	2	0	0	0	0	0	17th (1939-40)
Arizona (1941-60-61-63-87-88-89-90-91-92-93-94-95-96-97-98-99-2000-01-02-03-04-05-06-07-09-11)	27	1	0	4	0	5	1st (1992)
Arizona St. (1957-58-61-64-65-66-67-68-69-70-71-72-73-74-75-76-77-78-79-80-81-82-84-85-86-87-88-89-90-91-92-93-94-95-96-97-98-99-2000-01-03-04-05-06-07-08-09-10-11-13-15-16-17-18-19)	55	2	2	5	1	10	1st (1990-96)
Arkansas (1984-85-86-87-88-89-90-91-92-93-94-96-97-99-2003-05-09-11-13-14-16-18)	22	0	1	0	1	0	2nd (2009)
Army West Point (1960-67-86)	3	0	0	0	0	0	24th (1960)
Auburn (1976-79-85-86-89-90-93-94-95-97-98-2000-02-03-04-06-07-08-12-13-14-15-16-17-18-19)	24	0	0	0	0	0	6th (2018)
Augusta (1993-94-95-98-99-2001-02-03-05-08-10-11-18)	13	2	0	0	0	1	1st (2010-11)
Ball St. (1961-72-73-82-83-86-2013)	7	0	0	0	0	0	14th (1972)
Baylor (1960-66-67-2002-10-16-17-18-19)	9	0	0	0	0	1	5th (2017)
Beloit (1941)	1	0	0	0	0	0	19th (1941)
Boston College (1947-48-58)	3	0	0	0	0	0	11th (1947)
Bowling Green (1956-61-63-83)	4	0	0	0	0	0	27th (1961)
Bradley (1952-55)	2	0	0	0	0	0	15th (1952)
Bucknell (1957-61)	2	0	0	0	0	0	21st (1957)
Buffalo (1956)	1	0	0	0	0	0	30th (1956)
BYU (1957-65-66-67-69-70-71-73-74-75-76-77-78-79-80-81-82-83-84-85-86-87-91-92-93-99-2000-04-05-06-18-19)	32	1	2	1	3	4	1st (1981)
Cal St. L.A. (1964-65-66-67-70-71)	6	0	1	0	0	1	2nd (1965)
California (1939-48-49-95-98-99-2000-04-10-11-12-13-14-16-19)	15	1	0	2	0	0	1st (2004)
Canisius (1949-50-51)	3	0	0	0	0	0	15th (1950)
Centenary (LA) (1980-81)	2	0	0	0	0	0	9th (1980)
Central Mich. (1949)	1	0	0	0	0	0	29th (1949)
Charlotte (2006-07-08-15)	4	0	0	1	0	0	3rd (2007)
Chattanooga (2009-12)	2	0	0	0	0	0	18th (2009-12)
Chicago (1939)	1	0	0	0	0	0	23rd (1939)
Clemson (1980-82-83-84-85-86-87-88-89-90-91-92-93-94-95-96-97-98-99-2000-01-02-03-04-06-08-10-15-16-17-18-19)	22	1	2	2	1	1	1st (2003)
Coastal Caro. (2005-06-07-13)	4	0	0	0	0	1	5th (2007)
Col. of Charleston (2001)	1	0	0	0	0	0	16th (2001)
Colby (1958)	1	0	0	0	0	0	32nd (1958)
Colgate (1958)	1	0	0	0	0	0	14th (1958)
Colorado (1947-53-54-55-60-64-66-68-80-81-84-89-94-99-2002)	15	0	0	0	0	0	8th (1968)
Colorado Col. (1957-63-64)	3	0	0	0	0	0	39th (1964)
Colorado St. (1999-2011)	2	0	0	0	0	0	24th (1999)
Cornell (1946-47-49-55)	4	0	0	0	0	0	15th (1946)
Dartmouth (1940-41-46-58-81)	5	0	0	0	0	0	14th (1940)
Davidson (1966)	1	0	0	0	0	0	25th (1966)
Denison (1948)	1	0	0	0	0	0	15th (1948)
Denver (1947-48-50-53-54-55-60)	7	0	0	0	0	0	10th (1953)
Detroit Mercy (1947-51-55)	3	0	0	0	1	0	4th (1951)
Drake (1997)	1	0	0	0	0	0	23rd (1997)
Duke (1939-40-41-47-48-59-61-62-66-90-93-97-99-2003-05-06-07-09-10-11-15-17-18-19)	24	1	1	3	2	1	1st (2018)
East Carolina (2012)	1	0	0	0	0	0	26th (2012)
ETSU (1975-76-80-82-89-92-94-95-96-97-98-99-2000-01-06-07-08)	17	0	0	1	0	0	3rd (1996)
Eastern Mich. (1947)	1	0	0	0	0	0	37th (1947)
Florida (1952-55-59-60-61-65-66-67-68-69-71-72-73-74-75-77-78-79-80-81-83-84-85-86-87-88-89-90-91-92-93-94-95-96-97-98-99-2001-02-03-04-05-06-07-08-09-10-11-12-13-15-16-18)	53	4	4	4	3	2	1st (1968-73-93-2001)
Florida St. (1956-57-58-65-68-69-79-80-81-82-83-87-89-90-94-95-96-2007-10-12-13-14-15-16-17)	24	0	0	1	1	1	3rd (2010)
Fresno St. (1958-60-64-67-77-79-80-81-83-84-85-86-87-89-90-92-93-94-98-2000-02)	21	0	0	0	0	1	5th (1990)
Furman (1977-86)	2	0	0	0	0	0	18th (1977)

Team (Years Participated)	Years	1st	2nd	3rd	4th	5th	Best Finish (Year[s])
Ga. Southern (1972-73-75-76-77-79-80-88-2001-02-05-10-19)	13	0	0	0	0	0	7th (1980)
George Washington (1946)	1	0	0	0	0	0	14th (1946)
Georgetown (1939-40-41-51)	4	0	0	1	0	0	3rd (1940)
Georgia (1946-51-55-56-58-61-62-63-64-65-69-70-71-72-73-76-77-78-79-81-82-83-84- 85-87-88-89-90-91-98-99-2000-01-02-03-04-05-06-07-08-09-11-12-13-14-15-16-19)	48	2	3	3	0	4	1st (1999-2005)
Georgia St. (2000-04-05-07-14)	5	0	0	0	0	0	11th (2004)
Georgia Tech (1947-85-86-87-88-89-90-91-92-93-94-95-98-99-2000-01-02-03-04-05- 06-07-09-10-11-13-14-15-19)	29	0	4	2	1	5	2nd (1993-2000-02-05)
Hartford (1985-86-87-88)	4	0	0	0	0	0	25th (1987)
Harvard (1939-40)	2	0	0	0	0	0	15th (1940)
Holy Cross (1942-58-82-83)	4	0	0	0	0	0	13th (1942)
Houston (1952-53-54-55-56-57-58-59-60-61-62-63-64-65-66-67-68-69-70-71-72-73-74-75-76-77-78-79-80-81-82-83-84-85-86-87-89-92-94-95-97-98-99-2000-01-14-15-16)	48	16	4	2	2	2	1st (1956-57-58-59-60-62-64-65-66-67-69-70-77-82-84-85)
Houston Baptist (1984-87-88)	3	0	0	0	0	1	5th (1987)
Idaho (1959-60-64)	3	0	0	0	0	0	14th (1959)
Illinois (1940-41-49-50-51-56-57-61-84-88-89-99-2002-03-08-09-10-11-12-13-14-15-16-17-18-19)	26	0	1	2	1	4	2nd (2013)
Indiana (1952-58-64-65-69-70-72-74-75-76-77-79-80-82-96-2008)	16	0	0	0	0	0	6th (1974)
Indiana (PA) (1967)	1	0	0	0	0	0	22nd (1967)
Iona (1958)	1	0	0	0	0	0	30th (1958)
Iowa (1939-46-49-54-55-56-57-58-59-60-95-2009-11-12)	14	0	0	0	0	0	7th (1939-46)
Iowa St. (1939-40-47-49-52-53-2014-17-18)	9	0	0	0	1	0	4th (1939)
Jacksonville (2017)	1	0	0	0	0	0	26th (2017)
Johns Hopkins (1949)	1	0	0	0	0	0	31st (1949)
Kansas (1939-47-50-52-57-89-93-95-96-99-2000-18)	12	0	0	0	0	0	11th (1950)
Kennesaw St. (2011-14-17)	3	0	0	0	0	0	26th (2011-14)
Kent St. (1947-49-51-54-84-87-90-92-93-94-95-98-2000-01-04-08-10-11-12-13-17-18)	22	0	0	0	0	1	5th (2012)
Kentucky (1947-87-88-2003-04-05-06-14-16-18)	10	0	0	0	0	1	5th (2006)
Kenyon (1947-50)	2	0	0	0	0	0	23rd (1950)
Knox (1946)	1	0	0	0	0	0	16th (1946)
Lamar University (1960-83-85-86-2006-07-12)	7	0	0	1	0	0	3rd (2007)
Lehigh (1946)	1	0	0	0	0	0	18th (1946)
Liberty (2012-19)	2	0	0	0	0	0	10th (2012)
Lipscomb (2017)	1	0	0	0	0	0	24th (2017)
Long Beach St. (1971-72-73-74-82)	5	0	0	0	0	0	8th (1974)
Louisiana (1989-90-93)	3	0	0	0	0	0	9th (1990)
Louisville (2007-08-16-19)	4	0	0	0	0	0	10th (2008)
Loyola Marymount (2006)	1	0	0	0	0	0	30th (2006)
LSU (1939-40-41-42-43-46-47-48-52-53-54-55-56-66-67-73-75-76-79-81-84-85-86-87- 88-89-91-92-93-94-97-2010-11-13-14-15-16-17-19)	39	5	2	4	1	3	1st (1940-42-47-55-2015)
Marshall (1955-57-62-76)	4	0	0	0	0	0	11th (1962)
Maryland (1958-63-64-67-71-72-76)	7	0	0	0	1	0	4th (1958)
Massachusetts (1958-76)	2	0	0	0	0	0	28th (1958)
Memphis (1954-55-64-67-88-2012)	6	0	0	0	0	0	8th (1955)
Miami (FL) (1947-48-49-61-62-63-64-66-67-72-82-86-90)	13	0	0	0	0	0	6th (1964-86)
Miami (OH) (1970-89-90-91-94-96-98)	7	0	0	0	0	0	13th (1970-98)
Michigan (1939-40-42-43-44-45-46-47-48-49-52-56-64-65-66-67-68-97-2009-11)	20	0	4	2	1	1	2nd (1943-45-46-52)
Michigan St. (1939-40-41-42-44-46-47-56-60-61-67-68-69-71-93-2007)	16	0	0	0	0	1	5th (1944)
Middle Tenn. (2008)	1	0	0	0	0	0	15th (2008)
Middlebury (1958)	1	0	0	0	0	0	28th (1958)
Minnesota (1939-41-42-43-44-45-46-47-52-53-54-55-56-57-60-61-62-63-64-93-98-99- 2000-01-02-03-06-07)	28	1	1	1	1	1	1st (2002)
Mississippi St. (1991-2000-08)	3	0	0	0	0	0	27th (2008)
Missouri (1939-49-63-83-84-86-2005-14)	8	0	0	0	0	0	13th (1983)
Navy (1942-50-57-63-64-67-83)	7	0	0	0	0	0	8th (1957-63)
NC State (1975-79-82-83-88-89-90-91-93-95-96-98-2001-02-03-06-11-18)	18	0	0	0	0	0	6th (2002)
Nebraska (1978-98-99)	3	0	0	0	0	0	14th (1999)
Nevada (1989-90-2006)	3	0	0	0	0	0	28th (1990-2006)
New Mexico (1948-49-50-51-57-60-61-62-63-64-65-66-67-68-71-73-74-76-79-81-82-85-86-87-88-90-91-92-93-94-95-96-97-98-2000-02-03-04-05-07-13-17)	42	0	0	0	1	4	4th (1973)

Team (Years Participated)	Years	1st	2nd	3rd	4th	5th	Best Finish (Year[s])
New Mexico St. (1964-65-67-68-71-76-81-93-95)	9	0	0	0	0	0	13th (1971)
North Carolina (1941-47-49-50-51-52-53-55-56-57-58-60-62-65-77-78-79-81-82-83-84-85-86-87-89-90-91-92-93-94-95-96-97-98-99-2000-02-03-04-06-07-17-18-19)	44	0	2	1	2	1	2nd (1953-91)
North Florida (2000-10-12-13-18-19)	6	0	0	0	0	0	12th (2012)
North Texas (1947-48-49-50-51-52-53-54-55-56-57-58-59-60-61-62-63-64-65-66-67-69-70-71-73-74-76-82)	28	4	3	3	1	2	1st (1949-50-51-52)
Northern Ill. (1976)	1	0	0	0	0	0	24th (1976)
Northwestern (1939-40-41-42-43-44-45-46-47-48-49-51-52-53-56-61-64-91-97-98-99-2000-06-09-11-18)	25	0	2	2	0	1	2nd (1939-45)
Notre Dame (1939-40-41-42-43-44-45-46-47-51-52-53-56-57-58-60-61-63-64-65-66)	21	1	0	1	2	0	1st (1944)
Ohio (1951-55-56-57-58-60-61-63-67-80)	10	0	0	0	0	0	17th (1960-63)
Ohio St. (1939-40-41-42-44-45-46-47-48-49-50-51-52-53-54-55-56-58-60-61-66-67-70-75-76-77-78-79-80-81-82-83-84-85-86-87-88-90-91-92-93-95-97-98-2009-11-19)	47	2	1	1	5	2	1st (1945-79)
Ohio Wesleyan (1951-56)	2	0	0	0	0	0	23rd (1951)
Oklahoma (1939-47-48-49-50-51-52-55-56-57-65-67-69-73-74-76-81-82-83-84-85-86-87-88-89-90-91-92-93-94-95-96-98-2000-01-04-06-11-12-13-14-15-16-17-18-19)	46	2	1	3	1	4	1st (1989-2017)
Oklahoma St. (1947-48-49-50-51-52-53-54-55-56-57-58-59-60-61-62-63-64-65-66-67-68-69-70-71-72-73-74-75-76-77-78-79-80-81-82-83-84-85-86-87-88-89-90-91-92-93-94-95-96-97-98-99-2000-01-02-03-04-05-06-07-08-09-10-11-13-14-15-16-17-18-19)	72	10	18	5	12	10	1st (1963-76-78-80-83-87-91-95-2000-06)
Ole Miss (1984-85-99-2001-17)	5	0	0	0	1	0	4th (1985)
Omaha (1949)	1	0	0	0	0	0	30th (1949)
Oral Roberts (1978-79-80-81-82-83-85)	7	0	1	1	0	0	2nd (1981)
Oregon (1947-48-50-56-57-59-60-64-70-75-76-77-78-81-83-86-87-90-98-99-2003-08-09-10-12-14-15-16-17-18)	30	1	1	2	1	0	1st (2016)
Oregon St. (1950-59-60-64-66-67-94-2001-10)	9	0	0	0	0	0	11th (1959)
Pacific (1980-83-96-2001-02)	5	0	0	0	0	0	11th (2001)
Penn (1947-58-65)	3	0	0	0	0	0	24th (1958-65)
Penn St. (1947-48-63-65-66-67-69-87-96-2004-08-10-17)	13	0	0	0	0	0	15th (2004)
Pepperdine (1993-96-97-2000-02-04-06-11-17-19)	10	1	0	0	0	0	1st (1997)
Pittsburgh (1958)	1	0	0	0	0	0	26th (1958)
Portland (1959)	1	0	0	0	0	0	20th (1959)
Princeton (1939-40-41-43-46-47-56-59-60-61-80)	11	1	1	0	1	0	1st (1940)
Providence (1966-67)	2	0	0	0	0	0	31st (1966)
Purdue (1947-49-50-51-52-53-54-55-56-57-58-59-60-61-62-63-64-65-66-67-70-81-2001-02-04-05-14-16-17)	29	1	5	1	2	1	1st (1961)
Rensselaer (1958)	1	0	0	0	0	0	33rd (1958)
Rhode Island (1965-67-2004)	3	0	0	0	0	0	30th (2004)
Rice (1989-90-91)	3	0	0	0	0	0	20th (1990)
Richmond (1999)	1	0	0	0	0	0	30th (1999)
Rochester (NY) (1949)	1	0	0	0	0	0	27th (1949)
Rollins (1958-59)	2	0	0	0	0	0	6th (1958)
Rutgers (1963-84)	2	0	0	0	0	0	30th (1963)
San Diego (1950-2009-10-11)	4	0	0	0	0	0	8th (2010)
San Diego St. (1960-62-65-66-67-70-76-77-78-79-80-81-82-83-84-99-2003-05-08-11-12-15-16)	23	0	0	0	0	1	5th (2012)
San Francisco (1966)	1	0	0	0	0	0	30th (1966)
San Jose St. (1947-48-49-50-55-56-57-59-63-64-65-66-67-68-72-73-74-76-77-78-79-80-81-82-83-84-85-87-92-94-96-97)	32	1	1	0	3	1	1st (1948)
Seattle U. (1955-59-60-64-65)	5	0	0	0	0	0	6th (1959)
SMU (1951-54-55-56-57-58-72-73-75-77-88-91-94-96-2001-03-04-05-14-15-19)	21	1	0	0	0	1	1st (1954)
South Carolina (1964-78-84-88-89-91-92-96-97-98-99-2001-03-06-07-09-13-14-15-16-19)	21	0	0	0	0	1	5th (2016)
South Fla. (1987-2015-16)	3	0	0	0	0	1	5th (2015)
Southeastern La. (1998)	1	0	0	0	0	0	23rd (1998)
Southern California (1939-40-48-51-52-53-54-55-56-58-60-61-62-63-64-65-66-67-68-69-71-73-74-75-76-77-78-79-80-81-82-83-84-85-86-87-88-89-90-91-95-96-97-2000-03-04-05-07-08-09-10-11-12-13-14-15-16-17-19)	58	0	1	7	2	4	2nd (2015)
St. Ambrose (1949)	1	0	0	0	0	0	23rd (1949)
St. John's (NY) (1985-88)	2	0	0	0	0	0	30th (1985)
St. Lawrence (1952)	1	0	0	0	0	0	24th (1952)

Team (Years Participated)	Years	1st	2nd	3rd	4th	5th	Best Finish (Year[s])
St. Mary's (CA) (2008-13)	2	0	0	0	0	0	29th (2013)
Stanford (1939-40-41-42-46-47-48-50-51-52-53-54-55-56-57-58-59-60-61-62-63-64-65-66-67-68-69-70-71-76-77-78-81-84-85-86-91-92-94-95-96-2005-07-08-09-10-12-14-15-16-17-18-19)	53	8	3	5	2	1	1st (1939-41-42-46-53-94-2007-19)
Syracuse (1941-47)	2	0	0	0	0	0	16th (1941)
TCU (1965-80-83-86-91-92-94-95-96-97-98-2000-02-04-09-10-12-13-15-16-19)	21	0	0	0	1	0	4th (1980)
Temple (1976-79-80-81-82-83-84-85-86-87-88)	11	0	0	0	0	0	25th (1976)
Tennessee (1955-65-72-80-81-82-95-96-97-2003-05-07-09-10-11-13)	16	0	0	0	0	0	6th (1980)
Texas (1939-41-47-48-49-50-51-52-53-54-55-57-60-61-63-64-65-66-67-68-69-70-71-72-73-74-75-76-79-80-81-82-83-84-85-86-87-88-89-90-91-92-93-94-95-96-97-2000-02-03-04-05-07-08-09-10-11-12-13-14-15-16-17-18-19)	65	3	6	4	2	4	1st (1971-72-2012)
Texas A&M (1955-60-61-63-67-77-78-79-80-81-82-83-84-85-86-87-96-97-2004-05-06-08-09-10-11-12-13-14-18-19)	30	1	0	0	1	1	1st (2009)
Texas Tech (1956-59-60-76-2002-06-07-09-10-13-15-18)	12	0	0	1	0	1	3rd (2018)
Toledo (1964-99-2001-02-04)	5	0	0	0	0	0	14th (2002)
Trinity (TX) (1953-54)	2	0	0	0	0	0	14th (1954)
Tulsa (1959-60-63-87-88-95-2002-05-07-12)	10	0	0	0	0	0	9th (2002)
UAB (2001-02-08-12-14-15-16)	7	0	0	0	0	0	12th (2001)
UC Irvine (1992-2001-08)	3	0	0	0	0	0	20th (2008)
UC Santa Barbara (1994-98)	2	0	0	0	0	0	21st (1994)
UCF (1990-91-92-2009-12-13-17-18)	8	0	0	0	0	0	10th (2009)
UCLA (1948-49-50-60-63-64-65-66-67-78-79-80-82-83-84-85-87-88-89-91-93-97-98-2001-03-04-05-06-07-08-09-10-11-12-13-14-15-18)	38	2	1	1	0	4	1st (1988-2008)
UConn (1964-79-80)	3	0	0	0	0	0	28th (1964)
*UNI (1949)	1	0	0	0	0	0	25th (1949)
Union (NY) (1940)	1	0	0	0	0	0	20th (1940)
UNLV (1989-90-91-92-93-94-95-96-97-98-99-2000-02-03-05-06-10-13-15-17-18-19)	22	1	1	0	1	2	1st (1998)
Utah (1948-49-50-54-64-88)	6	0	0	0	0	0	9th (1950)
Utah St. (1981)	1	0	0	0	0	0	13th (1981)
UTEP (1985-86-87-88-89-90-91-95)	8	0	1	0	0	0	2nd (1988)
Valparaiso (1950)	1	0	0	0	0	0	22nd (1950)
Vanderbilt (2003-04-07-14-15-16-17-18-19)	9	0	0	1	2	2	3rd (2017)
VCU (2002)	1	0	0	0	0	0	30th (2002)
Virginia (1940-41-46-47-52-58-88-89-97-2000-08-09-10-12-15-16-17)	17	0	0	0	0	0	10th (2017)
Virginia Tech (1961-65-67-94-2001-02-12-14)	8	0	0	0	0	0	6th (1967)
Wake Forest (1949-50-52-55-62-63-64-67-68-69-70-71-72-74-75-76-77-78-79-81-82-83-84-85-86-87-88-91-92-93-94-95-96-97-2000-01-02-03-05-06-07-08-09-16-19)	45	3	4	3	4	3	1st (1974-75-86)
Washington (1942-46-48-59-63-64-65-66-88-89-97-99-2000-01-02-03-04-05-06-08-09-10-12-13-14-15)	26	0	0	1	2	3	3rd (2005)
Washington St. (1949)	1	0	0	0	0	0	14th (1949)
Wayne St. (MI) (1947)	1	0	0	0	0	0	36th (1947)
Weber St. (1976-78-79-80-82-83-84)	7	0	0	0	0	0	12th (1982)
West Virginia (1947)	1	0	0	0	0	0	39th (1947)
Western Ill. (1955-56)	2	0	0	0	0	0	18th (1956)
Wichita St. (1953-54-63-64-65-66-67-78-79-2003-04)	11	0	0	0	0	0	14th (1953)
Williams (1955-56-58)	3	0	0	0	0	0	22nd (1958)
Wisconsin (1941-42-47-51-52-53-55-57-63-64-66-90-92)	13	0	0	0	0	0	6th (1951)
Yale (1939-40-42-43-47-49-54-55-56-58-59-60-63-64-65-67-84)	17	1	0	0	0	1	1st (1943)

*UTEP's participation in 1983 championships vacated by NCAA Committee on Infractions.

(Note: Match play to determine team champion began in 2009. Teams losing in the semifinals are credited with third-place finishes. Teams losing in the quarterfinals are credited

TEAM MATCH-PLAY RESULTS (2009-PRESENT)

Team (Years Participated)	Years	Won	Lost	Pct.
Alabama (2012-13-14-18)	4	9	2	.818
Arizona St. (2009-13)	2	0	2	.000
Arkansas (2009)	1	2	1	.667
Auburn (2018)	1	1	1	.500
Augusta (2010-11)	2	6	0	1.000
Baylor (2017)	1	0	1	.000
California (2012-13)	2	2	2	.500
Duke (2011-18)	2	2	2	.500
Florida St. (2010)	1	1	1	.500
Georgia (2009-11-15)	3	4	3	.571
Georgia Tech (2010-11-13-14)	4	1	4	.200
Illinois (2011-13-14-15-16-17)	6	5	6	.455
Kent St. (2012)	1	0	1	.000
LSU (2014-15-16)	3	3	2	.600
Michigan (2009)	1	1	1	.500
New Mexico (2013)	1	0	1	.000
Ohio St. (2011)	1	0	1	.000
Oklahoma (2016-17-18-19)	4	3	3	.500
Oklahoma St. (2009-10-11-14-17-18-19)	7	8	6	.571
Oregon (2010-12-16-17)	4	7	3	.700
SMU (2014-19)	2	0	2	.000
San Diego St. (2012)	1	0	1	.000
South Carolina (2016)	1	0	1	.000
South Fla. (2015)	1	0	1	.000
Southern California (2009-15-16-17)	4	3	4	.429
Stanford (2010-14-19)	3	3	2	.600
Texas (2012-13-15-16-18-19)	6	7	5	.583
Texas A&M (2009-18-19)	3	3	2	.600
Texas Tech (2010-18)	2	0	2	.000
UCLA (2011-12-14-15)	4	0	4	.000
UNLV (2013-17)	2	0	2	.000
Vanderbilt (2015-16-17-19)	4	2	4	.333
Wake Forest (2019)	1	0	1	.000
Washington (2009-10-12)	3	0	3	.000

2009

Toledo, Ohio | Inverness Club

Championship:

No. 7 Texas A&M def. No. 4 Arkansas, 3-2

Bronson Burgoon, Texas A&M def. Andrew Landry, Arkansas, 1-up
 Andrea Pavan, Texas A&M def. David Lingmerth, Arkansas, 7 & 6
 John Hurley, Texas A&M def. Ethan Tracy, Arkansas, 6 & 4
 Jason Cuthbertson, Arkansas def. Matt Van Zandt, Texas A&M, 3 & 1
 Jamie Marshall, Arkansas def. Conrad Schindler, Texas A&M, 3 & 2

Semifinal Matches:

No. 4 Arkansas def. No. 8 Georgia, 3-1-1

Andrew Landry, Arkansas vs. Brian Harman, Georgia, All Square
 David Lingmerth, Arkansas def. Hudson Swafford, Georgia, 3 & 2
 Russell Henley, Georgia def. Ethan Tracy, Arkansas, 2 & 1
 Jason Cuthbertson, Arkansas def. Harris English, Georgia, 2 & 1
 Jamie Marshall, Arkansas def. Adam Mitchell, Georgia, 1-up

No. 7 Texas A&M def. No. 6 Michigan, 3-1-1

Bronson Burgoon, Texas A&M def. Lion Kim, Michigan, 4 & 3
 Andrea Pavan, Texas A&M def. Alexander Sitompul, Michigan, 8 & 7
 John Hurley, Texas A&M vs. Matt Thompson, Michigan, All Square
 Matt Van Zandt, Texas A&M def. Bill Rankin, Michigan, 1-up
 Nick Pumford, Michigan def. Conrad Schindler, Texas A&M, 2 & 1

Quarterfinal Matches:

No. 8 Georgia def. No. 1 Oklahoma St., 3-2-0

Brian Harman, Georgia def. Rickie Fowler, Oklahoma St., 1-up
 Morgan Hoffmann, Oklahoma St. def. Hudson Swafford, Georgia, 4 & 3
 Russell Henley, Georgia def. Trent Leon, Oklahoma St., 2 & 1
 Peter Uihlein, Oklahoma St. def. Harris English, Georgia, 4 & 3
 Adam Mitchell, Georgia def. Kevin Tway, Oklahoma St., 5 & 3

No. 4 Arkansas def. No. 5 Washington, 3-2-0

Nick Taylor, Washington def. Andrew Landy, Arkansas, 4 & 3
 Darren Wallace, Washington def. Ethan Tracy, Arkansas, 6 & 5
 Jason Cuthbertson, Arkansas def. Chris Killmer, Washington, 3 & 2
 Jamie Marshall, Arkansas def. Tze Huang Choo, Washington, 3 & 2
 David Lingmerth, Arkansas def. Richard Lee, Washington, 3 & 1

No. 7 Texas A&M def. No. 2 Arizona St., 3-1-1

Bronson Burgoon, Texas A&M def. No. 1 Knut Borsheim, Arizona St., 5 & 4
 Stephan Gross, Arizona St. def. Andrea Pavan, Texas A&M, 4 & 3
 John Hurley, Texas A&M def. Chan Kim, Arizona St., 3 & 2
 Jesper Kennegard, Arizona St. and Matt Van Zandt, Texas A&M, All Square
 Conrad Shindler, Texas A&M def. Scott Pinckney, Arizona St., 2 & 1

No. 6 Michigan def. No. 3 Southern California, 3-2-0

Matt Thompson def. Tom Glissmeyer, Southern California, 4 & 3
 Lion Kim, Michigan def. Matthew Giles, Southern California, 2 & 1
 Alexander Sitompul, Michigan def. Tim Sluiter, Southern California, 4 & 3
 Steve Lim, Southern California def. Bill Rankin, Michigan, 4 & 3
 Ryan Linton, Southern California def. Nick Pumford, Michigan, 3 & 2

2010

Chattanooga, Tenn. | Honors Course

Championship:

No. 6 Augusta def. No. 1 Oklahoma St., 3-1-1

Henrik Norlander, Augusta def. Morgan Hoffmann, Oklahoma St., 5 & 4
 Patrick Reed, Augusta def. Peter Uihlein, Oklahoma St., 4 & 2
 Mitch Krywulycz, Augusta def. Kevin Tway, Oklahoma St., 1-up
 Trent Whitekiller, Oklahoma St. vs. Taylor Floyd, Augusta, All Square
 Sean Einhaus, Oklahoma St. def. Carter Newman, Augusta, 2 & 1

Semifinal Matches:

No. 1 Oklahoma St. def. No. 5 Oregon, 3-1-1

Jack Dukeminier, Oregon def. Sean Einhaus, Oklahoma St., 4 & 3

Trent Whitekiller, Oklahoma St. def. Isaiah Telles, Oregon, 5 & 4
Kevin Tway, Oklahoma St. vs. Andrew Vjarro, Oregon, All Square
Peter Uihlein, Oklahoma St. def. Daniel Miernicki, Oregon, 3 & 2
Morgan Hoffmann, Oklahoma St. def. Eugene Wong, Oregon, 3 & 2

No. 6 Augusta def. No. 2 Florida St., 4-1-0

Henrik Norlander, Augusta def. Drew Kittleson, Florida St., 2 & 1
Patrick Reed, Augusta def. Brooks Koepka, Florida St., 1-up
Seath Lauer, Florida St. def. Mitch Krywulycz, Augusta, 4 & 3
Taylor Floyd, Augusta, def. Wesley Graham, Florida St., 2-up
Carter Newman, Augusta def. Michael Hebert, Florida St., 4 & 3

Quarterfinal Matches:

No. 1 Oklahoma St. def. No. 8 Stanford, 4-1-0

Sean Einhaus, Oklahoma St. def. Joseph Bramlett, Stanford, 5 & 4
Trent Whitekiller, Oklahoma St. def. Andrew Yun, Stanford, 1-up
Kevin Tway, Oklahoma St. def. Sihwan Kim, Stanford, 5 & 4
David Chung, Stanford def. Peter Uihlein, Oklahoma St., 1 Up
Morgan Hoffmann, Oklahoma St. def. Steve Ziegler, Stanford, 1-up

No. 2 Florida St. def. No. 7 Texas Tech, 4-1-0

Drew Kittleson, Florida St. def. Nils Floren, Texas Tech, 2 & 1
Brooks Koepka, Florida St. def. Chris Ward, Texas Tech, 2-up
Seath Lauer, Florida St. def. Matt Smith, Texas Tech, 2-up
Tyler Weworski, Texas Tech def. Wesley Graham, Florida St., 3 & 2
Michael Hebert, Florida St. def. Finley Ewing IV, Texas Tech, 2 & 1

No. 6 Augusta def. No. 3 Georgia Tech, 3-2-0

Carter Newman, Augusta def. Paul Haley, Georgia Tech, 1-up
Kyle Scott, Georgia Tech def. Taylor Floyd, Augusta, 1-up
James White, Georgia Tech def. Mitch Krywulycz, Augusta, 2 & 1
Patrick Reed, Augusta def. Chesson Hadley, Georgia Tech, 1-up
Henrik Norlander, Augusta def. John-Tyler Griffin, Georgia Tech, 1-up

No. 5 Oregon def. No. 4 Washington, 3-2-0

Eugene Wong, Oregon def. Nick Taylor, Washington, 1-up
James Williams, Washington def. Daniel Miernicki, Oregon, 2 & 1
Andrew Vjarro, Oregon def. Richard Lee, Washington, 2 & 1
Darren Wallace, Washington def. Isaiah Telles, Oregon, 2 & 1
Jack Dukeminier, Oregon def. Charlie Hughes, Washington, 1-up

2011

Stillwater, Okla. | Karsten Creek Golf Club

Championship:

No. 7 Augusta def. No. 5 Georgia, 3-2-0

Bryden MacPherson, Georgia def. Ollie Bengtsson, Augusta, 6 & 4
Carter Newman, Augusta def. T.J. Mitchell, Georgia, 7 & 5
Mitch Krywulycz, Augusta def. Hudson Swafford, Georgia, 2 & 1
Russell Henley, Georgia def. Henrik Norlander, Augusta, 3 & 2
Patrick Reed, Augusta def. Harris English, Georgia, 2 & 1

Semifinal Matches:

No. 5 Georgia def. No. 8 Duke, 3-2-0

Harris English, Georgia def. Brinson Paolini, Duke, 5 & 4
Russell Henley, Georgia def. Tim Gornik, Duke, 3 & 2
Wes Roach, Duke def. Hudson Swafford, Georgia, 2 & 1
Julian Suri, Duke def. T.J., Mitchell, Georgia, 3 & 2
Bryden MacPherson, Georgia def. Austin Cody, Duke, 2 & 1

No. 7 Augusta def. No. 3 Oklahoma St., 3-2-0

Patrick Reed, Augusta def. Peter Uihlein, Oklahoma St., 8 & 7
Henrik Norlander, Augusta def. Kevin Tway, Oklahoma St., 3 & 1
Morgan Hoffmann, Oklahoma St. def. Mitch Krywulycz, Augusta, 1-up
Carter Newman, Augusta def. Sean Einhaus, Oklahoma St., 19 holes

Talor Gooch, Oklahoma St. def. Olle Bengtsson, Augusta, 7 & 5

Quarterfinal Matches:

No. 8 Duke def. No. 1 UCLA, 3-1-1

Patrick Cantlay, UCLA def. Brinson Paolini, Duke, 1-up
Tim Gornik, Duke def. Pontus Widegrem, UCLA, 6 & 5
Wes Roach, Duke def. Gregor Main, UCLA, 3 & 1
Pedro Figueiredo, UCLA vs. Julian Suri, Duke, All Square
Austin Cody, Duke def. Alex Kim, UCLA, 3 & 2

No. 7 Augusta def. No. 2 Georgia Tech, 3-2-0

Patrick Reed, Augusta def. James White, Georgia Tech, 3 & 2
J.T. Griffin, Georgia Tech def. Henrik Norlander, Augusta, 3 & 2
Mitch Krywulycz, Augusta def. Kyle Scott, 1-up
Carter Newman, Augusta def. Paul Haley, Georgia Tech, 2-up
Richy Werenski, Georgia Tech vs. Olle Bengtsson, Augusta, All Square

No. 3 Oklahoma St. def. No. 6 Ohio St., 3-1-1

Peter Uihlein, Oklahoma St. vs. Bo Hoag, Ohio St., All Square
Kevin Tway, Oklahoma St. def. Brad Smith, Ohio St. 2 & 1
Dan Charen, Ohio St. def. Morgan Hoffmann, Oklahoma St., 1-up
Sean Einhaus, Oklahoma St. def. Michael Cress, Ohio St., 3 & 2
Talor Gooch, Oklahoma St. def. Alex Redfield, Ohio St., 4 & 2

No. 5 Georgia def. No. 4 Illinois, 3-1-1

Harris English, Georgia def. Luke Guthrie, Illinois, 3 & 2
Russell Henley, Georgia def. Scott Langley, Illinois, 4 & 2
Chris DeForest, Illinois vs. Hudson Swafford, Georgia, All Square
Thomas Pieters, Illinois def. T.J. Mitchell, Georgia, 2-up
Bryden Macpherson, Georgia de. Mason Jacobs, Illinois, 2 & 1

2012

Pacific Palisades, Calif. | Riviera Country Club

Championship:

No. 3 Texas def. No. 1 Alabama, 3-2-0

Bobby Wyatt, Alabama def. Toni Hakula, Texas, 1-up
Dylan Frittelli, Texas def. Cory Whitsett, Alabama, 1-up
Cody Gribble, Texas def. Scott Strohmeier, Alabama, 2 & 1
Jordan Spieth, Texas def. Justin Thomas, Alabama, 3 & 2
Hunter Hamrick, Alabama def. Julio Vegas, Texas 6 & 5

Semifinal Matches:

No. 1 Alabama def. No. 4 California, 3-2-0

Justin Thomas, Alabama def. Kevin Miller, Kent St., 6 & 5
Cory Whitsett, Alabama def. Kyle Kmiecik, Kent St., 5 & 4
Scott Strohmeier, Alabama def. Pace Johnson, California, 1-up
Michael Kim, California def. Bobby Wyatt, Alabama, 2 & 1
Hunter Hamrick, Alabama def. Joël Stalter, California, 1-up

No. 3 Texas def. No. 7 Oregon, 3-2-0

Toni Hakula, Texas def. Robbie Ziegler, Oregon, 3 & 1
Cody Gribble, Texas def. Jonathan Woo, Oregon, 2 & 1
Daniel Miernicki, Oregon def. Dylan Frittelli, Texas, 2-up
Julio Vegas, Texas def. Andrew Vjarro, Oregon, 2-up
Eugene Wong, Oregon def. Jordan Spieth, Texas, 1-up

Quarterfinal Matches:

No. 1 Alabama def. No. 8 Kent St., 3-1-1

Max Homa, California def. Justin Thomas, Alabama, 2 & 1
Cory Whitsett, Alabama def. Brandon Hagy, California, 3 & 1
Scott Strohmeier, Alabama def. Taylor Pendrith, Kent St., 2-up
Corey Connors, Kent. St. def. Bobby Wyatt, Alabama, 4 & 2
Hunter Hamrick Alabama vs. Mackenzie Hughes, Kent. St., All Square

No. 7 Oregon def. No. 2 UCLA, 3-2-0

Andrew Vjarro, Oregon def. Alex Shi Yup Kim, UCLA, 3 & 2
Pontus Widegrem, UCLA def. Robbie Ziegler, Oregon, 2 & 1
Patrick Cantlay, UCLA def. Jonathan Woo, Oregon, 5 & 3
Daniel Miernicki, Oregon def. Pedro Figueirdo, UCLA, 2-up

Eugene Wong, Oregon def. Anton Arboleda, UCLA, 1-up

No. 3 Texas def. No. 6 Washington, 5-0-0

Toni Hakula, Texas def. Charlie Hughes, Washington, 3 & 2
Jordan Spieth, Texas def. Ty Chambers, Washington, 4 & 3
Dylan Frittelli, Texas def. Cheng-Tsung Pan, Washington, 2 & 1
Cody Gribble, Texas def. Trevor Simsby, Washington, 2-up
Julio Vegas, Texas def. Chris Williams, Washington, 2 & 1

No. 4 California def. No. 5 San Diego St., 3-2-0

J.J. Spaun, San Diego St. def. Max Homa, California, 4 & 3
Colin Featherstone, San Diego St. def. Brandon Hagy, California, 2 & 1
Pace Johnson, California def. Matt Hoffenberg, San Diego St., 4 & 3
Michael Kim, California def. Tom Berry, San Diego St., 3 & 1
Joël Stalter, California def. Alex Kang, San Diego St., 2 & 1

2013

Alpharetta, Ga. | Capitol City Club

Championship:

No. 3 Alabama def. No. 5 Illinois, 4-1-0

Bobby Wyatt, Alabama def. Thomas Detry, Illinois, 6 & 5
Trey Mullinax, Alabama def. Charlie Danielson, Illinois, 1-up
Thomas Pieters, Illinois def. Justin Thomas, Alabama, 1-up
Scott Strohmeier, Alabama def. Brian Campell, Illinois, 3 & 2
Cory Whitsett, Alabama def. Alex Burge, Illinois, 4 & 3

Semifinal Matches:

No. 5 Illinois def. No. 1 California, 3-2-0

Michael Weaver, California def. Thomas Detry, Illinois, 1-up
Charlie Danielson, Illinois def. Joël Stalter, California, 3 & 2
Thomas Pieters, Illinois def. Max Homa, California, 20 holes
Brian Campbell, Illinois def. Michael Kim, California, 2 & 1
Brandon Hagy, California d. Alex Burge, Illinois, 4 & 3

No. 3 Alabama def. No. 2 Georgia Tech, 3-0-2

Anders Albertson, Georgia Tech vs. Bobby Wyatt, Alabama, All Square
Trey Mullinax, Alabama def. Shun Yat Hak, Georgia Tech, 4 & 3
Bo Andrews, Georgia Tech vs. Scott Strohmeier, Alabama, All Square
Justin Thomas, Alabama def. Seth Reeves, Georgia Tech, 3 & 1
Cory Whitsett, Alabama def. Ollie Schniederjans, Georgia Tech, 3 & 2

Quarterfinal Matches:

No. 1 California def. No. 8 Arizona St., 3-2-0

Austin Quick, Arizona St. def. Michael Weaver, California, 19 holes
Joël Stalter, California def. Max Rottluff, Arizona St., 1-up
Max Homa, California def. Ka'ahanui, Arizona St., 3 & 2
Spencer Lawson, Arizona St. def. Michael Kim, California, 1-up
Brandon Hagy, California def. Jon Rahm, Arizona St., 2-up

No. 2 Georgia Tech def. No. 7 UNLV, 3-2-0

Carl Jonson, UNLV def. Seth Reeves, Georgia Tech, 4 & 3
A.J. McInerney, UNLV def. Shun Yat Hak, Georgia Tech, 2-up
Bo Andrews, Georgia Tech def. Nicholas Maruri, UNLV, 3 & 2
Ollie Schniederjans, Georgia Tech def. Kevin Penner, UNLV, 19 holes
Anders Albertson, Georgia Tech def. Kurt Kitayama, UNLV, 2 & 1

No. 3 Alabama def. No. 6 New Mexico, 4-1-0

Bobby Wyatt, Alabama def. Victor Perez, New Mexico, 2 & 1
Gavin Green, New Mexico def. Trey Mullinax, Alabama, 5 & 4
Scott Strohmeier, Alabama def. Benjamin Bauch, New Mexico, 4 & 3
Cory Whitsett, Alabama def. John Catlin, New Mexico, 5 & 4
Justin Thomas, Alabama def. James Erkenbeck, New Mexico, 4 & 3

No. 5 Illinois def. No. 4 Texas, 3-2-0

Thomas Detry, Illinois def. Julio Vegas, Texas, 1-up
Charlie Danielson, Illinois def. Toni Hakula, Texas, 1-up
Brandon Stone, Texas def. Thomas Pieters, Illinois, 2 & 1
Kramer Hickok, Texas def. Brian Campbell, Illinois, 2 & 1

Alex Burge, Illinois def. Cody Gribble, Texas, 3 & 2

2014

Hutchinson, Ky. | Prairie Dunes Country Club

Championship:

No. 2 Alabama def. No. 4 Oklahoma St., 4-1-0

Bobby Wyatt, Alabama def. Talor Gooch, Oklahoma St., 3 & 2
Robby Shelton, Alabama def. Zachary Olsen, Oklahoma St., 1-up
Wyndham Clark, Oklahoma St. def. Tom Lovelady, Alabama, 3 & 1
Trey Mullinax, Alabama def. Ian Davis, Oklahoma St., 2 & 1
Cory Whitsett, Alabama def. Jordan Niebrugge, Oklahoma St., 2 & 1

Semifinal Matches:

No. 2 Alabama def. No. 3 LSU, 4-1-0

Bobby Wyatt, Alabama def. Ben Taylor, LSU, 3 & 2
Robby Shelton, Alabama def. Stewart Jolly, LSU, 2 & 1
Tom Lovelady, Alabama def. Smylie Kaufman, LSU, 1-up
Trey Mullinax, Alabama def. Curtis Thompson, LSU, 4 & 2
Zach Wright, LSU def. Cory Whitsett, Alabama, 1-up

No. 4 Oklahoma St. def. No. 1 Stanford, 3-2-0

Talor Gooch, Oklahoma St. def. Maverick McNealy, Stanford, 21 holes
Cameron Wilson, Stanford def. Ian Davis, Oklahoma St., 4 & 2
Wyndham Clark, Oklahoma St. def. Viraat Badhwar, Stanford, 1-up
Zachary Olsen, Oklahoma St. def. David Boote, Stanford, 3 & 2
Patrick Rodgers, Stanford def. Jordan Niebrugge, Oklahoma St., 2 & 1

Quarterfinal Matches:

No. 1 Stanford def. No. 8 Illinois, 3-2-0

Thomas Detry, Illinois def. David Boote, Stanford, 1-up
Viraat Badhwar, Stanford def. Charlie Danielson, Illinois, 1-up
Brian Campbell, Illinois def. Maverick McNealy, Stanford, 3 & 2
Patrick Rodgers, Stanford def. Jonathan Hauter, Illinois, 3 & 2
Cameron Wilson, Stanford def. Alex Burge, Illinois, 1-up

No. 2 Alabama def. No. 7 SMU, 3-2-0

Bobby Wyatt, Alabama def. Austin Smotherman, SMU, 3 & 2
Robby Shelton, Alabama def. Andrew Buchanan, SMU, 2-up
Harry Higgs, SMU def. Tom Lovelady, Alabama, 2-up
Bryson Dechambeau, SMU def. Trey Mullinax, Alabama, 1-up
Cory Whitsett, Alabama def. Ryan Burgess, SMU, 5 & 4

No. 3 LSU def. No. 6 UCLA, 4-1-0

Curtis Thompson, LSU def. Preston Valder, UCLA, 1-up
Benjamin Taylor, LSU def. Anton Arboleda, UCLA, 4 & 3
Smylie Kaufman, LSU def. Jonathan Garrick, UCLA, 2-up
Lorens Chan, UCLA def. Stewart Jolly, LSU, 4 & 3
Zach Wright, LSU def. Matt Pinizzotto, UCLA, 2 & 1

No. 4 Oklahoma St. def. No. 5 Georgia Tech, 4-0-1

Talor Gooch, Oklahoma St. def. Richy Werenski, Georgia Tech, 2 & 1
Zachary Olsen, Oklahoma St. def. Bo Andrews, Georgia Tech, 1-up
Wyndham Clark, Oklahoma St. def. Anders Albertson, Georgia Tech, 1-up
Ian Davis, Oklahoma St. vs. Ollie Schniederjans, Georgia Tech, All Square
Jordan Niebrugge, Oklahoma St. def. Seth Reeves, Georgia Tech, 2 & 1

2015

Bradenton, Fla. | The Concession Golf Club

Championship:

No. 3 LSU def. No. 2 Southern California, 4-1-0

Brandon Pierce, LSU def. Rico Hoey, Southern California, 2 & 1
Benjamin Taylor, LSU def. Bobby Gojuangco, Southern California, 1-up
Zach Wright, LSU def. Sean Crocker, Southern California, 1-up
Eric Richard, LSU def. Jonah Teixeira, Southern California, 1-up

Eric Sugimoto, Southern California def. Stewart Jolly, LSU, 1-up

Semifinal Matches:

No. 3 LSU def. No. 1 Georgia, 3-1-1

Brandon Pierce, LSU vs. Sepp Straka, Georgia, All Square
Ben Taylor, LSU def. Zach Healy, Georgia, 2-up
Zach Wright, LSU def. Mookie DeMoss, Georgia, 7 & 6
Eric Ricard, LSU def. Greyson Sigg, Georgia, 4 & 3
Lee McCoy, Georgia def. Stewart Jolly, LSU, 2 & 1

No. 2 Southern California def. No. 5 Illinois, 3-1-1

Thomas Detry, Illinois def. Sean Crocker, Southern California, 2 & 1
Bobby Gojuangco, Southern California def. Dylan Meyer, Illinois, 3 & 2
Rico Hoey, Southern California def. Charlie Danielson, Illinois, 2 & 1
Brian Campbell, Illinois vs. Jonah Teixeira, Southern California, All Square
Eric Sugimoto, Southern California def. Nick Hardy, Illinois, 3 & 1

Quarterfinal Matches:

No. 1 Georgia def. No. 8 South Fla., 4-1-0

Sepp Straka, Georgia def. Chase Koepka, South Fla., 3 & 2
Zach Heal, Georgia def. Try Valentine, South Fla., 2 & 1
Lee McCoy, Georgia def. Ryan Fricker, South Fla., 5 & 3
Mookie DeMoiss, Georgia def. Claudio Correa, South Fla., 1-up
Rigel Fernandes, South Fla. Def. Greyson Sigg, Georgia, 1-up

No. 2 Southern California def. No. 7 Texas, 3-0-2

Bobby Gojuangco, Southern California def. Kramer Hickok, Texas, 4 & 2
Sean Crocker, Southern California def. Gavin Hall, Texas, 19 holes
Scottie Scheffler, Texas vs. Eric Sugimoto, Southern California, All Square
Rico Hoey, Southern California def. Doug Ghim, Texas, 2 & 1
Beau Hossler, Texas vs. Jonah Teixeira, Southern California, All Square

No. 3 LSU def. No. 6 Vanderbilt, 3-1-1

Brandon Pierce, LSU def. Theo Humphrey, Vanderbilt, 1-up
Ben Taylor, LSU def. Matthias Schwab, Vanderbilt, 3 & 2
Zach Wright, LSU def. Carson Jacobs, Vanderbilt, 4 & 2
Eric Ricard, LSU vs. Zack Jaworski, Vanderbilt, All Square
Hunter Stewart, Vanderbilt def. Stewart Jolly, LSU, 3 & 2

No. 4 Illinois def. No. 5 UCLA, 3-2-0

Thomas Detry, Illinois def. Manav Shah, UCLA, 1-up
Jonathan Garrick, UCLA def. Brian Campbell, Illinois, 1-up
Charlie Danielson, Illinois def. Jake Knapp, UCLA, 4 & 3
Lorens Chan, UCLA def. Dylan Meyer, Illinois, 4 & 2
Nick Hardy, Illinois def. Preston Valder, UCLA, 1-up

2016

Eugene, Ore. | Eugene Country Club

Championship:

No. 6 Oregon def. No. 1 Texas, 3-2-0

Edwin Yi, Oregon def. Gavin Hall, Texas, 4 & 3
Scottie Scheffler, Texas def. Aaron Wise, Oregon, 4 & 3
Zach Foushee, Oregon def. Beau Hossler, Texas, (concession)
Sulman Raza, Oregon def. Taylor Funk, Texas, 1-up
Doug Ghim, Texas def. Thomas Lim, Oregon, 2 & 1

Semifinal Matches:

No. 6 Oregon def. No. 2 Illinois, 3-2-0

Thomas Detry, Illinois def. Thomas Lim, Oregon, 5 & 3
Edwin Yi, Oregon def. Edoardo Lipparelli, Illinois, 5 & 4
Zach Foushee, Oregon def. Nick Hardy, Illinois, 5 & 3
Sulman Raza, Oregon def. Charlie Danielson, Illinois, 1-up
Dylan Meyer, Illinois def. Aaron Wise, Oregon, 1-up

No. 1 Texas def. No. 4 Southern California, 4-1-0

Beau Hossler, Texas def. Andrew Levitt, Southern California, 2 & 1
Scottie Scheffler, Texas def. Sean Crocker, Southern California, 1-up
Rico Hoey, Southern California def. Taylor Funk, Texas, 6 & 5
Doug Ghim, Texas def. Justin Suh, Southern California, 4 & 3

Gavin Hall, Texas def. Jonah Teixeira, Southern California, 4 & 3

Quarterfinal Matches:

No. 1 Texas def. No. 8 Oklahoma, 4-1-0

Beau Hossler, Texas def. Blaine Hale, Oklahoma, 1-up
Doug Ghim, Texas def. Max McGreevy, Oklahoma, 7 & 6
Taylor Funk, Texas def. Grant Hirschman, Oklahoma, 6 & 4
Gavin Hall, Texas def. Brad Dalke, Oklahoma, 4 & 3
Luke Kwon, Oklahoma def. Scottie Scheffler, Texas, 4 & 3

No. 2 Illinois def. No. 7 South Carolina, 4-1-0

Thomas Detry, Illinois def. Keenan Huskey, South Carolina, 2 & 1
Edoardo Lipparelli, Illinois def. Matthew NeSmith, South Carolina, 1-up
Scott Stevens, South Carolina def. Dylan Meyer, Illinois, 4 & 3
Nick Hardy, Illinois def. Sean Kelly, South Carolina, 2 & 1
Charlie Danielson, Illinois def. Will Starke, South Carolina, 1-up

No. 6 Oregon def. No. 3 LSU, 3-1-1

Zach Foushee, Oregon def. Brandon Pierce, LSU, 2 & 1
Sulman Raza, Oregon def. Sam Burns, LSU, 2 & 1
Zach Wright, LSU def. Edwin Yi, Oregon, 2 & 1
Luis Gagne, LSU vs. Thomas Lim, Oregon, All Square
Aaron Wise, Oregon def. Eric Richard, LSU, 3 & 2

No. 4 Southern California def. No. 5 Vanderbilt, 4-1-0

Sean Crocker, Southern California def. Theo Humphrey, Vanderbilt, 1-up
Rico Hoey, Southern California def. Patrick Martin, Vanderbilt, 2 & 1
Matthias Schwab, Vanderbilt def. Andrew Levitt, Southern California, 2 & 1
Jonah Teixeira, Southern California def. Will Gordon, Vanderbilt, 5 & 4
Justin Suh, Southern California def. Carson Jacobs, Vanderbilt, 6 & 5

2017

Sugar Grove, Ill. | Rich Harvest Farms

Championship:

No. 2 Oklahoma def. No. 6 Oregon, 3-1-1

Brad Dalke, Oklahoma def. Sulman Raza, Oregon 2 & 1
Grant Hirschman, Oklahoma vs. Ryan Gronlund, Oregon, All Square
Wyndham Clark, Oregon def. Rylee Reinertson, Oklahoma, 1-up
Max McGreevy, Oklahoma def. Edwin Yi, Oregon, 3 & 2
Blaine Hale, Oklahoma def. Norman Xiong, Oregon, 4 & 3

Semifinal Matches:

No. 2 Oklahoma def. No. 3 Illinois, 3-1-1

Dylan Meyer, Illinois def. Brad Dalke, Oklahoma, 1-up
Grant Hirschman, Oklahoma vs. Nick Hardy, Illinois, All Square
Rylee Reinertson, Oklahoma def. Michael Feagles, Illinois, 3 & 1
Max McGreevy, Oklahoma def. Giovanni Tadiotto, Illinois, 2 & 1
Blaine Hale, Oklahoma def. Edoardo Lipparelli, Illinois, 4 & 3

No. 6 Oregon def. No.1 Vanderbilt, 3-2-0

Sulman Raza, Oregon def. Matthias Schwab, Vanderbilt, 2 & 1
Theo Humphrey, Vanderbilt def. Ryan Gronlund, Oregon, 5 & 4
Wyndham Clark, Oregon def. Will Gordon, Vanderbilt, 4 & 3
John Augenstein, Vanderbilt def. Edwin Yi, Oregon, 19 holes
Norman Xiong, Oregon def. Patrick Martin, Vanderbilt, 3 & 2

Quarterfinal Matches:

No. 1 Vanderbilt def. No. 8 UNLV, 3-2-0

Matthias Schwab, Vanderbilt def. Shintaro Ban, UNLV, 4 & 2
Theo Humphrey, Vanderbilt def. Justin Kim, UNLV, 1-up
John Oda, UNLV def. Will Grodon, Vanderbilt, 6 & 5
Taylor Montgomery, UNLV def. John Augenstein, Vanderbilt, 3 & 1
Patrick Martin, Vanderbilt def. Harry Hall, UNLV, 1-up

No. 2 Oklahoma def. No. 7 Baylor, 3-2-0

Brad Dalke, Oklahoma def. Matthew Perrine, Baylor, 19 holes
Grant Hirschman, Oklahoma def. Hunter Shattuck, Baylor, 1-up
Rylee Reinertson, Oklahoma def. Garrett May, Baylor, 1-up
Braden Bailey, Baylor def. Max McGreevy, Oklahoma, 2 & 1

Cooper Dossey, Baylor def. Blaine Hale, Oklahoma, 1-up

No. 3 Illinois def. No. 6 Southern California, 3-1-1

Dylan Meyer, Illinois vs. Justin Suh, Southern California, All Square
Cheng Jin, Southern California def. Michael Feagles, Illinois, 2 & 1
Nick Hardy, Illinois def. Rico Hoey, Southern California, 1-up
Giovanni Tadiotto, Illinois def. Andrew Levitt, Southern California, 1-up
Eduardo Lipparelli, Illinois def. Sean Crocker, Southern California, 1-up

No. 5 Oregon def. No. 4 Oklahoma St., 3-2-0

Sulman Raza, Oregon def. Hayden Wood, Oklahoma St., 2 & 1
Ryan Gronlund, Oregon def. Zach Bauchou, Oklahoma St., 2 & 1
Zachary Olsen, Oklahoma St. def. Norman Xiong, Oregon, 3 & 1
Edwin Yi, Oregon def. Kristoffer Ventura, Oklahoma St., 1-up
Viktor Hovland, Oklahoma St. def. Wyndham Clark, Oklahoma St., 2 & 1

2018

Stillwater, Okla. | Karsten Creek Golf Club

Championship:

No. 1 Oklahoma St. def. No. 6 Alabama, 5-0-0

Viktor Hovland, Oklahoma St. def. Lee Hodges, Alabama, 4 & 3
Matthew Wolff, Oklahoma St. def. Davis Riley, Alabama, 4 & 3
Kristoffer Ventura, Oklahoma St. def. Wilson Furr, Alabama, 3 & 2
Austin Eckroat, Oklahoma St. def. Davis Shore, Alabama, 1-up
Zach Bauchou, Oklahoma St. def. Jonathan Hardee, Alabama, 8 & 7

Semifinal Matches:

No. 6 Alabama def. No. 2 Duke, 5-0-0

Lee Hodges, Alabama def. Chandler Eaton, Duke, 3 & 2
Davis Riley, Alabama def. Adrien Pendaries, Duke, 3 & 2
Wilson Furr, Alabama def. Evan Katz, Duke, 2 & 1
Davis Shore, Alabama def. Jake Shuman, Duke, 6 & 5
Jonathan Hardee, Alabama def. Alex Smalley, Duke, 3 & 2

No. 1 Oklahoma St. def. No. 5 Auburn, 3-2-0

Viktor Hovland, Oklahoma St. def. Jovan Rebola, Auburn, 4 & 3
Trace Crow, Auburn def. Matthew Wolff, Oklahoma St., 2 & 1
Ben Schlottman, Auburn def. Kristoffer Ventura, Oklahoma St., 5 & 4
Austin Eckroat, Oklahoma St. def. Brandon Mancheno, Auburn, 3 & 2
Zach Bauchou, Oklahoma St. def. Wells Padgett, Auburn, 4 & 3

Quarterfinal Matches:

No. 2 Duke def. No. 7 Texas, 3-2-0

Spencer Soosman, Texas def. Chandler Eaton, Duke, 5 & 4
Alex Smalley, Duke def. Scottie Scheffler, Texas, 5 & 4
Steven Chervony, Texas def. Evan Katz, Duke, 3 & 2
Adrien Pendaries, Duke def. Drew Jones, Texas 4 & 3
Jake Shuman, Duke def. Doug Ghim, Texas, 1-up

No. 6 Alabama def. No. 3 Texas Tech 3-2-0

Adam Bloome, Texas Tech def. Lee Hodges, Alabama, 1-up
Davis Riley, Alabama def. Ivan Ramirez, Texas Tech, 5 & 4
Wilson Furr, Alabama def. Kyle Hogan, Texas Tech, 7 & 6
Davis Shore, Alabama def. Sandy Scott, Texas Tech, 2 & 1
Hurly Long, Texas Tech def. Jonathan Hardee, Alabama, 5 & 3

No. 1 Oklahoma St. def. No. 8 Texas A&M, 3-1-1

Viktor Hovland, Oklahoma St. def. Chandler Phillips, Texas A&M, 19 holes
Matthew Wolff, Oklahoma St. def. Dan Erickson, Texas A&M, 4 & 3
Kristoffer Ventura, Oklahoma St. vs. Walker Lee, Texas A&M, All Square
Austin Eckroat, Oklahoma St. def. Brandon Smith, Texas A&M, 1-up
Andrew Paysse, Texas A&M def. Zach Bauchou, Oklahoma St., 1 & 1

No. Auburn def. No. 4 Oklahoma, 3-2-0

Blaine Hale, Oklahoma def. Jovan Rebola, Auburn, 4 & 3
Trace Crowe, Auburn def. Quade Cummins, Oklahoma, 1-up
Ben Schlottman, Auburn def. Garrett Reband, Oklahoma, 5 & 4
Brandon Mancheno, Auburn def. Grant Hirschman, Oklahoma, 3 & 1
Brad Dalke, Oklahoma def. Wells Padgett, Auburn, 4 & 3

2019

Fayetteville, Ark. | Blessings Golf Club

Championship:

No. 6 Stanford def. No. 5 Texas, 3-2-0

Henry Shimp, Stanford def. Spencer Soosman, Texas, 2 & 1
Isaiah Salinda, Stanford def. Cole Hammer Texas, 4 & 3
Brandon Wu, Stanford def. Pierceson Coody, Texas, 4 & 3
Parker Coody, Texas def. Daulet Tuleubayev, Stanford, 6 & 5
Steven Chervony, Texas def. David Snyder (Stanford), 1-up

Semifinal Matches:

No. 5 Texas def. No. 1 Oklahoma St., 3-2-0

Viktor Hovland, Oklahoma St. def. Spencer Soosman, Texas, 2 & 1
Cole Hammer, Texas def. Matthew Wolff, Oklahoma St., 4 & 3
Pierceson Coody, Texas def. Hayden Wood, Oklahoma St., 5 & 4
Austin Eckroat, Oklahoma St. def. Parker Coody, Texas, 4 & 2
Steven Chervony, Texas def. Zach Bauchou, Oklahoma St., 19 holes

No. 6 Stanford def. No. 2 Vanderbilt, 3-2-0

Isaiah Salinda, Stanford def. Patrick Martin, Vanderbilt, 3 & 2
John Augenstein, Vanderbilt def. Henry Shimp, Stanford, 3 & 2
Brandon Wu, Stanford def. Reid Davenport, Vanderbilt, 4 & 3
Daulet Tuleubayev, Stanford def. Harrison Ott, 1-up
Will Gordon, Vanderbilt def. David Snyder, 1-up

Quarterfinal Matches:

No. 2 Vanderbilt def. No. 7 Texas A&M, 3-2-0

Patrick Martin, Vanderbilt def. Walker Lee, Texas A&M, 5 & 4
John Augenstein, Vanderbilt def. Brandon Smith, Texas A&M, 2 & 1
S. Bennett, Texas A&M def. Reid Davenport, Vanderbilt, 1-up
Chandler Phillips, Texas A&M def. Harrison Ott, Vanderbilt, 3&2
Will Gordon, Vanderbilt def. Dan Erickson, 19 holes

No. 6 Stanford def. No. 3 Wake Forest 3-2-0

A. Fitzpatrick, Wake Forest def. Henry Shimp, Stanford, 1-up
David Snyder, Stanford def. L. Detmer, 1-up
Isaiah Salinda, Stanford def. E. Chacarra, 3 & 1
Brandon Wu, Stanford def. E. Bae, 4 & 3
Daulet Tuleubayev def. C. Young, 5 & 4

No. 1 Oklahoma St. def. No. 8 SMU, 4-1-0

Viktor Hovland, Oklahoma St. def. B. Wong, SMU, 5 & 4
Matthew Wolff, Oklahoma St. def. N. Goodwin, SMU, 2 & 1
Hayden Wood, Oklahoma St. vs. O. Osborne, SMU, 2 & 1
Austin Eckroat, Oklahoma St. def. J. Markham, SMU, 2 & 1
M. Meissner, SMU def. Zach Bauchou, Oklahoma St., 3 & 2

No. 5 Texas def. No. 4 Oklahoma, 3-2-0

Brad Dalke, Oklahoma def. Spencer Soosman, Texas, 3 & 1
Cole Hammer, Texas def. P. Welch, Oklahoma, 7 & 5
Q. Cummins, Oklahoma def. Pierceson Coody, Texas, 1-up
Paker Coody, Texas def. G. Reband, Oklahoma, 1-up
Steven Chervony, Texas def. B. Hale, Oklahoma, 4 & 3

2020

Championship Canceled - COVID-19

ALL-TIME TEAM RESULTS

1939

At Des Moines, Iowa - Wakonda Club

1. Stanford, 612
2. (tie) Northwestern and Princeton, 614
4. Iowa St., 615
5. (tie) Duke and LSU, 617
7. Iowa, 623
8. Michigan, 624
9. Oklahoma, 627
10. Georgetown, 630
11. (tie) Minnesota and Notre Dame, 633
13. Yale, 635
14. Texas, 640
15. Southern California, 641
16. California, 643
17. Amherst, 644
18. (tie) Harvard and Ohio St., 645
20. Missouri, 653
21. Michigan St., 657
22. Kansas, 660
23. Chicago, 687

1940

At Manchester, Vt. - Ekwanok Country Club

1. (tie) LSU and Princeton, 601
3. Georgetown, 606
4. Duke, 612
5. Illinois, 616
6. (tie) Southern California and Stanford, 617
8. Iowa St., 618
9. Michigan St., 620
10. (tie) Northwestern and Yale, 621
12. Ohio St., 623
13. Michigan, 625
14. Dartmouth, 626
15. (tie) Harvard and Virginia, 627
17. Amherst, 631
18. Notre Dame, 643
19. Wisconsin, 645
20. Union (NY), 651

1941

At Columbus, Ohio - Ohio St. University Golf Club

1. Stanford, 580
2. LSU, 599
3. Duke, 603
4. Illinois, 606
5. Ohio St., 609
6. Texas, 611
7. (tie) Michigan St. and Northwestern, 615
9. Notre Dame, 616
10. Minnesota, 618
11. (tie) Princeton, 621
Wisconsin, 621
13. Virginia, 622
14. Georgetown, 626

15. North Carolina, 645
16. (tie) Dartmouth and Syracuse, 650
18. Arizona, 652
19. Beloit, 680

1942

At South Bend, Ind. - South Bend Country Club

1. (tie) LSU and Stanford, 590
3. Northwestern, 597
4. Washington, 604
5. Yale, 605
6. Minnesota, 608
7. Ohio St., 610
8. Notre Dame, 612
9. Michigan, 614
10. Navy, 615
11. Michigan St., 625
12. Wisconsin, 634
13. Holy Cross, 641

1943

At Olympia Fields, Ill. - Olympia Fields Country Club

1. Yale, 614
2. Michigan, 618
3. LSU, 621
4. Minnesota, 635
5. Northwestern, 641
6. Princeton, 650
7. Notre Dame, 652

1944

At Toledo, Ohio - Inverness Club

1. Notre Dame, 311
2. Minnesota, 312
3. Michigan, 318
4. Ohio St., 327
5. Michigan St., 344

1945

At Columbus, Ohio - Ohio St. University Golf Club

1. Ohio St., 602
2. (tie) Michigan and Northwestern, 621
4. Notre Dame, 633
5. Minnesota, 638

1946

At Princeton, N.J. - Springdale Golf Club

1. Stanford, 619
2. Michigan, 624
3. Ohio St., 625
4. Princeton, 628
5. LSU, 629
6. Notre Dame, 631
7. Iowa, 634

8. Northwestern, 639
9. Minnesota, 640
10. Michigan St., 644
11. Virginia, 651
12. (tie) Georgia and Washington, 652
14. George Washington, 658
15. Cornell, 666
16. Knox, 673
17. Dartmouth, 681
18. Lehigh, 699

1947

At Ann Arbor, Mich. - University of Michigan Golf Course

1. LSU, 606
2. Duke, 614
3. Stanford, 616
4. San Jose St., 617
5. (tie) Michigan and Oklahoma St., 618
7. Ohio St., 620
8. Oklahoma, 622
9. Northwestern, 623
10. Miami (FL), 627
11. (tie) Boston College and North Carolina, 629
13. North Texas, 630
14. (tie) Georgia Tech and Purdue, 634
16. Notre Dame, 635
17. Oregon, 638
18. Yale, 639
19. Princeton, 640
20. Denver, 642
21. Wisconsin, 644
22. Minnesota, 645
23. Michigan St., 646
24. Cornell, 647
25. Penn St., 649
26. Penn, 652
27. Kentucky, 655
28. Colorado, 656
29. Kenyon, 657
30. Texas, 658
31. (tie) Detroit Mercy and Virginia, 660
33. Kansas, 663
34. Iowa St., 665
35. Syracuse, 668
36. Wayne St. (MI), 669
37. Eastern Mich., 674
38. Kent St., 691
39. West Virginia, 702

1948

At Palo Alto, Calif. - Stanford University Golf Course

1. San Jose St., 579
2. LSU, 588
3. Stanford, 590
4. Duke, 595
5. Oklahoma St., 599

6. Michigan, 600
7. UCLA, 602
8. Oklahoma, 606
9. Washington, 609
10. North Texas, 611
11. Ohio St., 612
12. Texas, 614
13. Northwestern, 615
14. Oregon, 616
15. Denison, 620
16. (tie) Boston College and Penn St., 622
18. Denver, 623
19. Southern California, 624
20. (tie) California and Miami (FL), 627
22. New Mexico, 637
23. Utah, 651

1949

At Ames, Iowa - Veenker Memorial Golf Course

1. North Texas, 590
2. (tie) Purdue and Texas, 600
4. Michigan, 602
5. San Jose St., 603
6. Oklahoma St., 606
7. Wake Forest, 608
8. (tie) North Carolina and Ohio St., 610
10. Miami (FL), 613
11. Utah, 614
12. Iowa St., 619
13. UCLA, 622
14. Washington St., 624
15. Iowa, 627
16. Yale, 629
17. California, 636
18. Canisius, 637
19. (tie) Illinois, Missouri and Northwestern, 642
22. Oklahoma, 645
23. St. Ambrose, 646
24. New Mexico, 647
25. (tie) Cornell and UNI, 666
27. Rochester (NY), 669
28. Kent St., 671
29. Central Mich., 692
30. Omaha, 696
31. Johns Hopkins, 720

1950

Albuquerque, N.M. - Championship Golf Course at University of New Mexico

1. North Texas, 573
2. Purdue, 577
3. Stanford, 587
4. Oklahoma, 590
5. Wake Forest, 591
6. (tie) North Carolina and Ohio St., 592
8. Illinois, 596
9. Utah, 597
10. San Diego, 599
11. (tie) Kansas and Texas, 600

13. (tie) Denver and Oklahoma St., 601
15. (tie) Canisius and New Mexico, 605
17. UCLA, 607
18. (tie) Oregon and Oregon St., 619
20. Navy, 623
21. San Jose St., 626
22. Valparaiso, 630
23. Kenyon, 649

1951

At Columbus, Ohio - Ohio St. University Golf Club

1. North Texas, 588
2. Ohio St., 589
3. Notre Dame, 604
4. Detroit Mercy, 605
5. Purdue, 611
6. Wisconsin, 612
7. (tie) North Carolina and Northwestern, 613
9. Stanford, 614
10. Southern California, 616
11. (tie) Oklahoma St. and SMU, 618
13. Texas, 624
14. Georgia, 626
15. Oklahoma, 631
16. Canisius, 633
17. Kent St., 642
18. Ohio, 645
19. (tie) Illinois and New Mexico, 650
21. Georgetown, 655
22. Akron, 660
23. Ohio Wesleyan, 682

1952

At West Lafayette, Ind. - Purdue University Golf Course

1. North Texas, 587
2. Michigan, 593
3. (tie) Purdue and Texas, 598
5. Oklahoma St., 600
6. Southern California, 601
7. LSU, 602
8. Stanford, 608
9. Florida, 610
10. North Carolina, 611
11. Houston, 615
12. (tie) Oklahoma and Wisconsin, 620
14. Wake Forest, 621
15. Bradley, 622
16. Minnesota, 623
17. Indiana, 628
18. Notre Dame, 631
19. Northwestern, 632
20. (tie) Kansas and Ohio St., 635
22. Iowa St., 643
23. Virginia, 649
24. St. Lawrence, 657

1953

At Colorado Springs, Colo. - Broadmoor Golf Club

1. Stanford, 578
2. North Carolina, 580
3. LSU, 581
4. Oklahoma St., 582
5. North Texas, 583
6. Texas, 586
7. Notre Dame, 581
8. Houston, 592
9. Purdue, 594
10. (tie) Colorado and Denver, 598
12. Ohio St., 599
13. Southern California, 601
14. Wichita St., 610
15. Minnesota, 611
16. Northwestern, 612
17. Wisconsin, 613
18. Trinity (TX), 617
19. Iowa St., 621

1954

At Houston - Braeburn Country Club

1. SMU, 572
2. North Texas, 573
3. Oklahoma St., 578
4. LSU, 582
5. Houston, 590
6. Stanford, 595
7. Ohio St., 596
8. (tie) Southern California and Texas, 597
10. Purdue, 599
11. Iowa, 600
12. Yale, 605
13. Minnesota, 607
14. Trinity (TX), 611
15. Colorado, 616
16. Memphis, 617
17. Denver, 622
18. Kent St., 629
19. Utah, 631
20. Wichita St., 640

1955

At Knoxville, Tenn. - Holston Hills Country Club

1. LSU, 574
2. North Texas, 583
3. Oklahoma St., 587
4. (tie) Houston and Stanford, 591
6. (tie) Florida and San Jose St., 597
8. Memphis, 598
9. (tie) Purdue and SMU, 599
11. (tie) Iowa and North Carolina, 603
13. Georgia, 605
14. Oklahoma, 606
15. Seattle U., 609
16. (tie) Ohio St. and Wake Forest, 610
18. Southern California, 612
19. (tie) Bradley, Minnesota and Ohio, 614
22. Detroit Mercy, 618

23. (tie) Texas and Yale, 621
25. Cornell, 627
26. Denver, 628
27. (tie) Texas A&M and Western Ill., 629
29. Wisconsin, 633
30. Tennessee, 639
31. Colorado, 642
32. Williams, 655
33. Marshall, 664

1956

At Columbus, Ohio - Ohio St. University Golf Club

1. Houston, 601
2. (tie) North Texas and Purdue, 602
4. Oklahoma St., 605
5. Florida St., 606
6. Notre Dame, 607
7. (tie) Southern California and SMU, 609
9. LSU, 613
10. (tie) North Carolina and Texas Tech, 614
12. Ohio St., 615
13. Georgia, 616
14. Oregon, 620
15. San Jose St., 621
16. Michigan, 622
17. Michigan St., 623
18. Western Ill., 627
19. (tie) Minnesota and Yale, 629
21. Ohio, 630
22. (tie) Illinois, Northwestern and Oklahoma, 631
25. Stanford, 633
26. Princeton, 634
27. Iowa, 639
28. Williams, 650
29. Bowling Green, 653
30. Buffalo, 654
31. Ohio Wesleyan, 694

1957

At Colorado Springs, Colo. - Broadmoor Golf Club

1. Houston, 602
2. Stanford, 603
3. North Texas, 606
4. Florida St., 607
5. Arizona St., 609
6. SMU, 610
7. North Carolina, 611
8. (tie) Iowa, Navy and San Jose St., 614
11. Purdue, 619
12. Oklahoma St., 622
13. Minnesota, 623
14. BYU, 630
15. (tie) Notre Dame, Oregon and Wisconsin, 632
18. Texas, 633
19. Oklahoma, 638
20. Ohio, 644
21. Bucknell, 648
22. Illinois, 649
23. Kansas, 653
24. Marshall, 665

25. New Mexico, 666
26. Colorado Col., 674

1958

At Williamstown, Mass. - Taconic Golf Club

1. Houston, 570
2. Oklahoma St., 582
3. Southern California, 583
4. Maryland, 584
5. North Texas, 591
6. Rollins, 593
7. (tie) SMU and Stanford, 596
9. Georgia, 597
10. (tie) Arizona St., Fresno St. and Purdue, 602
13. Indiana, 606
14. (tie) Colgate and Florida St., 607
16. Ohio St., 612
17. Boston College, 616
18. Ohio, 617
19. Virginia, 618
20. (tie) North Carolina and Yale, 619
22. Williams, 625
23. Iowa, 626
24. (tie) Notre Dame and Penn, 633
26. Pittsburgh, 649
27. Dartmouth, 654
28. (tie) Massachusetts and Middlebury, 659
30. Iona, 662
31. Holy Cross, 664
32. Colby, 665
33. Rensselaer, 681
34. American Int'l, 682

1959

At Eugene, Ore. - Eugene Country Club

1. Houston, 561
2. Purdue, 571
3. Stanford, 573
4. Oregon, 574
5. Oklahoma St., 579
6. Seattle U., 581
7. (tie) Florida and Texas Tech, 586
9. Rollins, 587
10. Duke, 592
11. Oregon St., 593
12. Iowa, 595
13. Yale, 600
14. Idaho, 603
15. North Texas, 607
16. Tulsa, 608
17. (tie) Princeton and San Jose St., 609
19. Washington, 613
20. Portland, 618

1960

At Colorado Springs, Colo. - Broadmoor Golf Club

1. Houston, 603
2. (tie) Oklahoma St. and Purdue, 607
4. (tie) Florida and North Carolina, 611
6. Texas A&M, 612
7. Arizona, 617
8. Southern California, 618
9. (tie) Baylor and Iowa, 619
11. Notre Dame, 620
12. Fresno St., 621
13. Ohio St., 624
14. (tie) San Diego St. and Stanford, 625
16. Oregon, 628
17. (tie) Minnesota and Ohio, 629
19. (tie) Michigan St., North Texas and Yale, 631
22. (tie) New Mexico and UCLA, 635
24. (tie) Army, Lamar University and Princeton, 637
27. Seattle U., 639
28. Texas Tech, 644
29. Tulsa, 646
30. Colorado, 648
31. Idaho, 654
32. Oregon St., 659
33. Denver, 669
34. Texas, 681

1961

At West Lafayette, Ind. - Purdue University Golf Course

1. Purdue, 584
2. Arizona St., 595
3. Southern California, 596
4. Oklahoma St., 597
5. Texas A&M, 602
6. Michigan St., 603
7. (tie) Arizona and North Texas, 604
9. Minnesota, 607
10. Georgia, 609
11. (tie) Duke, Houston and Ohio St., 610
14. Notre Dame, 611
15. Florida, 615
16. (tie) Northwestern and Stanford, 617
18. Ohio, 623
19. Ball St., 628
20. Texas, 630
21. Illinois, 633
22. (tie) New Mexico and Princeton, 634
24. Miami (FL), 638
25. Bucknell, 640
26. Akron, 642
27. Bowling Green, 647
28. Virginia Tech, 659

1962

At Durham, N.C. - Duke Golf Club

1. Houston, 588
2. Oklahoma St., 598
3. Duke, 603
4. North Texas, 606
5. Georgia, 607
6. Purdue, 611
7. Stanford, 617
8. Wake Forest, 619
9. Minnesota, 620
10. Southern California, 622
11. Marshall, 627
12. New Mexico, 628
13. North Carolina, 630
14. Miami (FL), 633
15. San Diego St., 637

1963

At Wichita, Kan. - Wichita Country Club

1. Oklahoma St., 581
2. Houston, 582
3. North Texas, 585
4. Southern California, 587
5. Georgia, 590
6. (tie) Texas and Wake Forest, 591
8. Navy, 595
9. Stanford, 596
10. Washington, 597
11. (tie) Purdue and San Jose St., 600
13. Maryland, 604
14. Miami (FL), 605
15. (tie) Notre Dame and Texas A&M, 606
17. Ohio, 608
18. Wisconsin, 611
19. Minnesota, 612
20. Missouri, 613
21. (tie) New Mexico and UCLA, 614
23. Tulsa, 621
24. Penn St., 623
25. Arizona, 632
26. Wichita St., 635
27. Colorado Col., 643
28. Bowling Green, 644
29. Yale, 646
30. Rutgers, 658

1964

At Colorado Springs, Colo. - Broadmoor Golf Club

1. Houston, 580
2. Oklahoma St., 587
3. Southern California, 596
4. (tie) Notre Dame and San Jose St., 600
6. Miami (FL), 603
7. Wake Forest, 607
8. Stanford, 610
9. Indiana, 611
10. UCLA, 612
11. (tie) Michigan and Seattle U., 615
13. Arizona St., 616

14. New Mexico, 617
15. (tie) Maryland, Memphis and Washington, 619
18. (tie) Colorado and Northwestern, 620
20. Navy, 621
21. Georgia, 622
22. Purdue, 624
23. Minnesota, 625
24. (tie) North Texas and Purdue, 631
26. Fresno St., 632
27. Texas, 635
28. Cal St. L.A., 638
29. (tie) UConn, Oregon St. and Yale, 639
32. Oregon, 640
33. Wichita St., 641
34. South Carolina, 642
35. Wisconsin, 648
36. (tie) New Mexico St., Toledo and Utah, 654
39. Colorado St., 655
40. Colorado Col., 658
41. Idaho, 660

1965

At Knoxville, Tenn. - Holston Hills Country Club

1. Houston, 577
2. Cal St. L.A., 587
3. Southern California, 590
4. (tie) Florida and Purdue, 594
6. Florida St., 595
7. (tie) Georgia and San Jose St., 596
9. (tie) Arizona St. and Oklahoma St., 597
11. (tie) North Carolina, Seattle U., Virginia Tech and Washington, 602
15. (tie) BYU and Tennessee, 607
17. (tie) Indiana and Texas, 609
19. (tie) Notre Dame and UCLA, 610
21. New Mexico, 615
22. Michigan, 618
23. North Texas, 619
24. (tie) Penn, San Diego St., TCU and Wichita St., 620
28. (tie) Oklahoma and Penn St., 625
30. Stanford, 628
31. Yale, 630
32. New Mexico St., 640
33. Rhode Island, 643.

1966

At Palo Alto, Calif. - Stanford University Golf Course

1. Houston, 582
2. San Jose St., 586
3. Southern California, 595
4. Oklahoma St., 598
5. Arizona St., 599
6. San Diego St., 604
7. Stanford, 606
8. (tie) Cal St. L.A., LSU and UCLA, 607
11. Notre Dame, 608
12. (tie) Florida and Ohio St., 609
14. BYU, 611
15. Oregon St., 612

16. Michigan, 616
17. Colorado, 617
18. (tie) Penn St., Purdue and Wisconsin, 618
21. New Mexico, 619
22. Washington, 624
23. Wichita St., 626
24. Baylor, 627
25. (tie) Davidson and North Texas, 633
27. (tie) Miami (FL) and Texas, 635
29. Duke, 636
30. San Francisco, 643
31. Providence, 661

1967

At Delaware, Pa. - Shawnee Golf Course

1. Houston, 585
2. Florida, 588
3. LSU, 591
4. Purdue, 596
5. Wake Forest, 597
6. (tie) Arizona St., Michigan St. and Virginia Tech, 598
9. (tie) Fresno St., New Mexico, North Texas and San Jose St., 599
13. (tie) Michigan, Southern California and Texas, 603
16. Maryland, 605
17. Texas A&M, 606
18. (tie) Navy and Oklahoma, 607
20. Stanford, 608
21. Miami (FL), 611
22. (tie) Indiana (PA), Ohio St., Oklahoma St. and San Diego St., 613
26. (tie) Memphis and Penn St., 615
28. (tie) BYU and Oregon St., 616
30. New Mexico St., 618
31. (tie) Baylor and Cal St. L.A., 619
33. Yale, 620
34. Army, 622
35. Ohio, 625
36. UCLA, 628
37. Rhode Island, 633
38. Wichita St., 639
39. Providence, 651

1968

At Las Cruces, N.M. - NMSU Golf Course

1. Florida, 1,154
2. Houston, 1,156
3. Wake Forest, 1,160
4. (tie) Oklahoma St. and Texas, 1,162
6. Arizona St., 1,166
7. New Mexico, 1,171
8. Colorado, 1,172
9. Michigan St., 1,175
10. Florida St., 1,180
11. (tie) San Jose St. and Stanford, 1,184
13. Southern California, 1,185
14. (tie) Michigan and New Mexico St., 1,188

1969

At Colorado Springs, Colo. - Broadmoor Golf Club

1. Houston, 1,223
2. Wake Forest, 1,232
3. (tie) Arizona St. and BYU, 1,240
5. (tie) Florida and Georgia, 1,241
7. North Texas, 1,245
8. Texas, 1,250
9. Stanford, 1,253
10. Oklahoma St., 1,255
11. Indiana, 1,256
12. Florida St., 1,257
13. Michigan St., 1,260
14. Southern California, 1,261
15. Oklahoma, 1,263
16. Penn St., 1,274

1970

At Columbus, Ohio - Ohio St. University Golf Club

1. Houston, 1,172
2. Wake Forest, 1,182
3. BYU, 1,189
4. Oklahoma St., 1,190
5. Cal St. L.A., 1,196
6. (tie) Ohio St. and Texas, 1,199
8. Georgia, 1,200
9. Stanford, 1,201
10. Purdue, 1,202
11. Arizona St., 1,203
12. Indiana, 1,204
13. Miami (OH), 1,205
14. (tie) North Texas and Oregon, 1,208
16. San Diego St., 1,230

1971

At Tucson, Ariz. - Tucson National Golf Club

1. Texas, 1,144
2. Houston, 1,151
3. Florida, 1,154
4. Wake Forest, 1,155
5. Oklahoma St., 1,170
6. Southern California, 1,171
7. BYU, 1,173
8. Stanford, 1,174
9. (tie) Georgia and Maryland, 1,176
11. North Texas, 1,181
12. Arizona St., 1,182
13. New Mexico St., 1,184
14. Cal St. L.A., 1,186
15. New Mexico, 1,188
16. Michigan St., 1,191

1972

At Cape Coral, Fla. - Cape Coral Golf Club

1. Texas, 1,146
2. Houston, 1,159
3. Florida, 1,167

4. Oklahoma St., 1,174
5. Arizona St., 1,176
6. (tie) Georgia and Wake Forest, 1,185
8. SMU, 1,193
9. San Jose St., 1,200
10. (tie) Maryland and Miami (FL), 1,207
12. Indiana, 1,210
13. Tennessee, 1,217
14. (tie) Ball St. and Ga. Southern, 1,223

1973

At Stillwater, Okla. - Stillwater Country Club

1. Florida, 1,149
2. Oklahoma St., 1,159
3. Texas, 1,166
4. (tie) New Mexico and San Jose St., 1,170
6. Houston, 1,172
7. Southern California, 1,175
8. Georgia, 1,177
9. BYU, 1,180
10. SMU, 1,188
11. LSU, 1,191
12. Arizona St., 1,192
13. (tie) Ga. Southern and North Texas, 1,198
15. Oklahoma, 1,202
16. Ball St., 1,211

1974

Santee, Calif. - Carlton Oaks Country Club

1. Wake Forest, 1,158
2. Florida, 1,160
3. Houston, 1,176
4. Southern California, 1,177
5. Oklahoma St., 1,178
6. (tie) Indiana and New Mexico, 1,186
8. Long Beach St., 1,193
9. (tie) BYU and San Jose St., 1,194
11. (tie) Arizona St. and Oklahoma, 1,196
13. North Texas, 1,200
14. Alabama, 1,205
15. Texas, 1,208

1975

At Columbus, Ohio - Ohio St. University Golf Club

1. Wake Forest, 1,156
2. Oklahoma St., 1,189
3. (tie) Alabama and Southern California, 1,190
5. BYU, 1,194
6. ETSU, 1,202
7. (tie) Indiana and Texas, 1,204
9. Arizona St., 1,205
10. Florida, 1,206
11. Ohio St., 1,207
12. Houston, 1,208
13. LSU, 1,212
14. NC State, 1,213
15. Ga. Southern, 1,214
16. Oregon, 1,215

17. SMU, 1,225

1976

At Albuquerque, N.M. - Championship Golf Course at University of New Mexico

1. Oklahoma St., 1,166
2. BYU, 1,173
3. Houston, 1,174
4. Wake Forest, 1,175
5. New Mexico, 1,176
6. Texas, 1,183
7. (tie) ETSU and Southern California, 1,184
9. Maryland, 1,186
10. Oregon, 1,194
11. (tie) Arizona St. and Ohio St., 1,196
13. San Jose St., 1,197
14. Georgia, 1,198
15. (tie) Ga. Southern and Texas Tech, 1,203
17. Marshall, 1,204
18. San Diego St., 1,205
19. New Mexico St., 1,211
20. (tie) Oklahoma and Stanford, 1,212
22. North Texas, 1,213
23. Indiana, 1,215
24. Northern Ill., 1,217
25. (tie) Temple and Weber St., 1,219
27. LSU, 1,225
28. Auburn, 1,226
29. Massachusetts, 1,257

1977

At Hamilton, N.Y. - Seven Oaks Golf Course

1. Houston, 1,197
2. Oklahoma St., 1,205
3. (tie) Arizona St. and Georgia, 1,211
5. Southern California, 1,212
6. BYU, 1,219
7. Oregon, 1,228
8. Florida, 1,230
9. Ohio St., 1,232
10. Wake Forest, 1,233
11. Texas A&M, 1,234
12. North Carolina, 1,240
13. San Jose St., 1,241
14. Ga. Southern, 1,247
15. (tie) San Diego St. and Stanford, 1,248
17. SMU, 1,252
18. Furman, 1,253
19. (tie) Fresno St. and Indiana, 1,259

1978

At Eugene, Ore. - Eugene Country Club

1. Oklahoma St., 1,140
2. Georgia, 1,157
3. Arizona St., 1,160
4. BYU, 1,166
5. North Carolina, 1,174
6. Oral Roberts, 1,176
7. Wake Forest, 1,177

8. San Jose St., 1,181
9. Florida, 1,182
10. UCLA, 1,186
11. Oregon, 1,188
12. San Diego St., 1,190
13. Southern California, 1,193
14. Stanford, 1,196
15. (tie) Texas A&M and Weber St., 1,199
17. South Carolina, 1,201
18. Houston, 1,202
19. Wichita St., 1,204
20. Ohio St., 1,206
21. Nebraska, 1,208

1979

At Winston-Salem, N.C. - Bermuda Run Country Club

1. Ohio St., 1,189
2. Oklahoma St., 1,191
3. Wake Forest, 1,196
4. BYU, 1,198
5. New Mexico, 1,202
6. (tie) North Carolina and Oral Roberts, 1,206
8. Arizona St., 1,213
9. (tie) Houston and Southern California, 1,215
11. Ga. Southern, 1,226
12. Fresno St., 1,229
13. UCLA, 1,230
14. San Jose St., 1,234
15. Florida, 1,236

Eliminated after 54 holes

- LSU, 917
- Temple, 921
- Florida St., 922
- Georgia, 926
- NC State, 930
- Texas, 934
- Weber St., 934
- Texas A&M, 935
- Auburn, 936
- Wichita St., 937
- San Diego St., 943
- Indiana, 943
- UConn, 1,003

1980

At Columbus, Ohio - Ohio St. University Golf Club

1. BYU, 1,161
2. Oral Roberts, 1,163
3. Houston, 1,170
4. Oklahoma St., 1,171
5. Arizona St., 1,172
6. Georgia, 1,176
7. (tie) New Mexico and Tennessee, 1,180
9. Wake Forest, 1,182
10. Texas A&M, 1,183
11. (tie) Colorado and Southern California, 1,185
13. Utah St., 1,186
14. Florida, 1,188

15. Florida St., 1,189
16. Texas, 1,191

Eliminated after 54 holes

- Colorado, 909
- Wake Forest, 910
- Houston, 912
- San Jose St., 914
- Arizona St., 916
- Indiana, 916
- San Diego St., 917
- Weber St., 919
- Pacific, 920
- UCLA, 920
- ETSU, 921
- Ohio, 926
- Temple, 928
- Princeton, 946
- UConn, 968

1981

At Palo Alto, Calif. - Stanford University Golf Course

1. BYU, 1,161
2. Oral Roberts, 1,163
3. Houston, 1,170
4. Oklahoma St., 1,171
5. Arizona St., 1,172
6. Georgia, 1,176
7. (tie) New Mexico and Tennessee, 1,180
9. Wake Forest, 1,182
10. Texas A&M, 1,183
11. (tie) Colorado and Southern California, 1,185
13. Utah St., 1,186
14. Florida, 1,188
15. Florida St., 1,189
16. Texas, 1,191

Eliminated after 54 holes

- Alabama, 892
- Fresno St., 894
- North Carolina, 894
- San Jose St., 894
- San Diego St., 895
- Centenary (LA), 896
- Stanford, 898
- Ohio St., 899
- LSU, 902
- Purdue, 902
- Oregon, 904
- New Mexico St., 908
- Temple, 911
- Oklahoma, 916
- Dartmouth, 942

1982

At Pinehurst, N.C. - Pinehurst Resort

1. Houston, 1,141
2. Oklahoma St., 1,151
3. Arizona St., 1,156
4. Texas A&M, 1,161
5. BYU, 1,162
6. UCLA, 1,163
7. Texas, 1,165

8. NC State, 1,167
9. North Carolina, 1,170
10. (tie) Miami (FL) and Wake Forest, 1,173
12. Weber St., 1,175
13. San Jose St., 1,176
14. San Diego St., 1,178
15. Ohio St., 1,180

Eliminated after 54 holes

- Clemson, 882
- Oklahoma, 885
- Georgia, 886
- Southern California, 889
- Ball St., 892
- North Texas, 892
- Tennessee, 893
- Oral Roberts, 894
- Long Beach St., 902
- New Mexico, 902
- Florida St., 903
- ETSU, 905
- American, 906
- Temple, 909
- Indiana, 910
- Holy Cross, 992

1983

At Fresno, Calif. - San Joaquin Country Club

1. Oklahoma St., 1,161
2. Texas, 1,168
3. Houston, 1,170
4. Ohio St., 1,173
5. Clemson, 1,176
6. Georgia, 1,179
7. UCLA, 1,181
8. (tie) North Carolina and Oklahoma, 1,185
10. (tie) BYU and Texas A&M, 1,186
12. Fresno St., 1,189
13. (tie) Missouri and Wake Forest, 1,193
15. Pacific, 1,197

Eliminated after 54 holes

- Florida, 896
- Alabama, 898
- Ball St., 900
- Southern California, 901
- Florida St., 902
- Lamar University, 904
- Oregon, 907
- Oral Roberts, 909
- San Diego St., 909
- Temple, 909
- San Jose St., 910
- TCU, 911
- Weber St., 912
- Bowling Green, 915
- NC State, 922
- Holy Cross, 966
- Navy, 967

1984

At Houston - Bear Creek Golf World

1. Houston, 1,145

- Oklahoma St., 1,146
- Oklahoma, 1,149
- North Carolina, 1,154
- BYU, 1,159
- (tie) LSU and San Jose St., 1,162
- Southern California, 1,163
- Arizona St., 1,164
- Texas A&M, 1,166
- Florida, 1,169
- (tie) Georgia and South Carolina, 1,170
- Missouri, 1,171
- Wake Forest, 1,176

Eliminated after 54 holes

- Texas, 878
- Ohio St., 879
- Arkansas, 880
- Clemson, 881
- Ole Miss, 883
- UCLA, 884
- Fresno St., 886
- Houston Baptist, 886
- Kent St., 889
- San Diego St., 889
- Stanford, 890
- Weber St., 890
- Colorado, 895
- Illinois, 895
- Rutgers, 912
- Temple, 914
- Yale, 920

1985

At Haines City, Fla. - Grenelefe Country Club

- Houston, 1,172
- Oklahoma St., 1,175
- Florida, 1,185
- Ole Miss, 1,186
- Texas, 1,188
- Arkansas, 1,192
- Georgia, 1,193
- Oklahoma, 1,195
- (tie) LSU and Stanford, 1,196
- Arizona St., 1,197
- Georgia Tech, 1,201
- Wake Forest, 1,203
- (tie) BYU and UCLA, 1,206

Eliminated after 54 holes

- North Carolina, 904
- Ohio St., 904
- Auburn, 905
- Lamar University, 905
- Southern California, 906
- Fresno St., 908
- Texas A&M, 911
- New Mexico, 914
- San Jose St., 916
- Oral Roberts, 924
- UTEP, 925
- Clemson, 933
- Hartford, 939
- Temple, 941
- St. John's (NY), 953

1986

At Winston-Salem, N.C. - Bermuda Run Country Club

- Wake Forest, 1,156
- Oklahoma St., 1,160
- Oklahoma, 1,163
- BYU, 1,167
- Houston, 1,169
- Miami (FL), 1,170
- Lamar University, 1,172
- (tie) Arizona St. and Southern California, 1,174
- LSU, 1,175
- Florida, 1,176
- North Carolina, 1,177
- (tie) Fresno St., Georgia Tech and Ohio St., 1,180
- Arkansas, 1,183
- Texas, 1,187
- Oregon, 1,192
- (tie) Furman and TCU, 1,202

Eliminated after 54 holes

- Clemson, 898
- Auburn, 900
- Missouri, 901
- Texas A&M, 901
- Stanford, 905
- New Mexico, 907
- Ball St., 908
- Temple, 917
- Hartford, 920
- UTEP, 924
- Army, 951

1987

At Columbus, Ohio - Ohio St. University Golf Club

- Oklahoma St., 1,160
- Wake Forest, 1,176
- Oklahoma, 1,177
- Ohio St., 1,185
- Houston Baptist, 1,186
- Arkansas, 1,187
- Florida St., 1,191
- North Carolina, 1,194
- Fresno St., 1,195
- Houston, 1,196
- Clemson, 1,197
- (tie) San Jose St. and UTEP, 1,199
- (tie) BYU and LSU, 1,200
- Arizona St., 1,202
- South Fla., 1,204
- Arizona, 1,208
- Texas A&M, 1,209
- Texas, 1,210
- UCLA, 1,213
- Georgia Tech, 1,214

Eliminated after 54 holes

- Southern California, 916
- Georgia, 918
- Hartford, 919
- Kent St., 919

- Kentucky, 919
- New Mexico, 921
- Florida, 925
- Oregon, 926
- Penn St., 942
- Tulsa, 946
- Temple, 947

1988

At Thousand Oaks, Calif. - North Ranch Country Club

- UCLA, 1,176
- (tie) Oklahoma, Oklahoma St. and UTEP, 1,179
- Florida, 1,180
- Arizona, 1,183
- Georgia Tech, 1,184
- (tie) Georgia and South Carolina, 1,186
- Arizona St., 1,188
- Texas, 1,189
- Arkansas, 1,190
- Southern California, 1,194
- Ga. Southern, 1,204
- Washington, 1,211

Eliminated after 54 holes

- Houston Baptist, 900
- Clemson, 903
- New Mexico, 906
- NC State, 906
- LSU, 907
- Kentucky, 909

Eliminated after 36 holes

- Wake Forest, 608
- Illinois, 609
- Ohio St., 609
- Tulsa, 610
- Virginia, 614
- SMU, 616
- Memphis, 622
- Utah, 623
- Hartford, 626
- Temple, 635
- St. John's (NY), 638

1989

At Edmond, Okla. - Oak Tree Country Club

- Oklahoma, 1,139
- Texas, 1,158
- Clemson, 1,160
- Oklahoma St., 1,162
- Arizona St., 1,166
- Arizona, 1,170
- Arkansas, 1,171
- (tie) LSU and UCLA, 1,173
- Georgia, 1,174
- Florida, 1,180
- ETSU, 1,185
- North Carolina, 1,187
- Fresno St., 1,192
- Louisiana, 1,194
- Florida St., 1,196
- UTEP, 1,197

Eliminated after 36 holes

Georgia Tech, 593
 South Carolina, 593
 Southern California, 593
 Miami (OH), 594
 Kansas, 595
 Illinois, 596
 Washington, 596
 Nevada, 598
 Houston, 599
 UNLV, 600
 NC State, 603
 Auburn, 609
 Colorado, 609

1990**At Tarpon Springs, Fla. - Innisbrook Island Course**

1. Arizona St., 1,155
2. Florida, 1,157
3. Arizona, 1,159
4. Oklahoma St., 1,163
5. (tie) Fresno St. and Oklahoma, 1,167
7. North Carolina, 1,168
8. Florida St., 1,169
9. Louisiana, 1,170
10. Ohio St., 1,171
11. Georgia Tech, 1,173
12. Clemson, 1,174
13. Southern California, 1,179
14. NC State, 1,181
15. Georgia, 1,183
16. UTEP, 1,186
17. Duke, 1,195
18. (tie) Kent St. and UNLV, 1,196
20. Rice, 1,197
21. UCF, 1,203
22. Texas, 1,204
23. Oregon, 1,206
24. Miami (OH), 1,207
25. (tie) Auburn and New Mexico, 1,208
27. Miami (FL), 1,213
28. Nevada, 1,220
29. Wisconsin, 1,221
30. Arkansas, 1,228

1991**At Pebble Beach, Calif. - Poppy Hills Golf Course**

1. Oklahoma St., 1,161
2. North Carolina, 1,168
3. Arizona St., 1,175
4. Wake Forest, 1,180
5. BYU, 1,185
6. Georgia Tech, 1,188
7. Southern California, 1,190
8. UNLV, 1,191
9. (tie) Arkansas, Texas and UTEP, 1,192
12. UCF, 1,195
13. Clemson, 1,196
14. NC State, 1,197
15. (tie) New Mexico, South Carolina and Stanford, 1,200

18. (tie) Arizona and Northwestern, 1,201
20. Florida, 1,206
21. Oklahoma, 1,207
22. Georgia, 1,210
23. SMU, 1,212
24. (tie) Ohio St. and UCLA, 1,215
26. TCU, 1,216
27. Rice, 1,218
28. Miami (OH), 1,225
29. Mississippi St., 1,227
30. LSU, 1,228

1992**At Albuquerque, N.M. - Championship Golf Course at University of New Mexico**

1. Arizona, 1,129
2. Arizona St., 1,136
3. Oklahoma St., 1,144
4. UNLV, 1,150
5. Georgia Tech, 1,151
6. Texas, 1,152
7. Florida, 1,155
8. Arkansas, 1,156
9. Stanford, 1,158
10. New Mexico, 1,161
11. Alabama, 1,163
12. Clemson, 1,166
13. Houston, 1,168
14. Oklahoma, 1,171
15. UCF, 1,184

Eliminated after 36 holes

Fresno St., 586
 TCU, 586
 Virginia, 586
 Wisconsin, 586
 BYU, 587
 San Jose St., 587
 LSU, 588
 North Carolina, 590
 Wake Forest, 591
 ETSU, 592
 Kent St., 592
 Ohio St., 594
 South Carolina, 595
 UC Irvine, 606
 Rice, 619

1993**At Lexington, Ky. - Champions Golf Course**

1. Florida, 1,145
2. Georgia Tech, 1,146
3. North Carolina, 1,147
4. Clemson, 1,153
5. Texas, 1,156
6. Arizona St., 1,162
7. Arkansas, 1,169
8. UNLV, 1,176
9. Oklahoma, 1,177
10. Duke, 1,179
11. Wake Forest, 1,184

12. Oklahoma St., 1,188
13. Augusta, 1,189
14. Louisiana, 1,190
15. Kansas, 1,200

Eliminated after 36 holes

Arizona, 595
 Auburn, 597
 LSU, 597
 UCLA, 597
 Minnesota, 598
 Ohio St., 598
 Fresno St., 599
 NC State, 599
 New Mexico, 601
 BYU, 605
 New Mexico St., 613
 Kent St., 616
 Michigan St., 616
 Alabama, 620
 Pepperdine, 621

1994**At McKinney, Tex. - Stonebridge Country Club**

1. Stanford, 1,129
2. Texas, 1,133
3. Florida, 1,136
4. Arkansas, 1,138
5. Oklahoma St., 1,140
6. Georgia Tech, 1,145
7. (tie) Auburn and UNLV, 1,149
9. (tie) Arizona St. and Clemson, 1,151
11. North Carolina, 1,154
12. ETSU, 1,158
13. Kent St., 1,160
14. Arizona, 1,165
15. Wake Forest, 1,167

Eliminated after 36 holes

Florida St., 582
 Fresno St., 585
 SMU, 585
 Houston, 589
 Virginia Tech, 589
 UC Santa Barbara, 590
 LSU, 591
 New Mexico, 592
 Colorado, 593
 Oregon St., 594
 San Jose St., 595
 TCU, 596
 Miami (OH), 598
 Oklahoma, 598
 Augusta, 602

1995**At Columbus, Ohio - Ohio St. University Golf Club**

1. *Oklahoma St., 1,156
2. Stanford, 1,156
3. Texas, 1,157
4. Arizona St., 1,164
5. Southern California, 1,165

6. California, 1,166
7. Florida St., 1,168
8. (tie) NC State and Ohio St., 1,170
10. Arizona, 1,171
11. Tulsa, 1,176
12. New Mexico, 1,182
13. Florida, 1,184
14. Houston, 1,186
15. UNLV, 1,187

Eliminated after 36 holes

Auburn, 592
 Kansas, 592
 Tennessee, 592
 North Carolina, 593
 Clemson, 594
 TCU, 595
 Oklahoma, 596
 Wake Forest, 596
 Augusta, 598
 ETSU, 599
 Iowa, 600
 Kent St., 603
 New Mexico St., 605
 Georgia Tech, 606
 UTEP, 608

**Won sudden-death playoff*

1996

At Chattanooga, Tenn. - Honors Course

1. Arizona St., 1,186
2. UNLV, 1,189
3. ETSU, 1,204
4. Stanford, 1,205
5. Arizona, 1,207
6. (tie) Florida and New Mexico, 1,212
8. Oklahoma St., 1,215
9. Southern California, 1,216
10. San Jose St., 1,220
11. Arkansas, 1,221
12. SMU, 1,222
13. Texas, 1,224
14. Clemson, 1,227
15. Kansas, 1,248

Eliminated after 36 holes

North Carolina, 608
 NC State, 610
 Pacific, 612
 TCU, 612
 Wake Forest, 612
 Texas A&M, 614
 South Carolina, 616
 Tennessee, 617
 Pepperdine, 618
 Miami (OH), 622
 Oklahoma, 622
 Florida St., 623
 Alabama, 627
 Penn St., 630
 Indiana, 636

1997

At Lake Forest, Ill. - Conway Farms Golf Club

1. Pepperdine, 1,148
2. Wake Forest, 1,151
3. Clemson, 1,153
4. Ohio St., 1,154
5. (tie) Arizona St. and Oklahoma St., 1,156
7. (tie) Northwestern and TCU, 1,158
9. Houston, 1,160
10. North Carolina, 1,167
11. New Mexico, 1,169
12. ETSU, 1,170
13. Texas A&M, 1,172
14. Southern California, 1,173
15. Florida, 1,175

Eliminated after 36 holes

Arkansas, 589
 Auburn, 589
 LSU, 590
 San Jose St., 590
 Texas, 591
 South Carolina, 592
 UNLV, 593
 Drake, 594
 Virginia, 594
 Michigan, 597
 Arizona, 598
 UCLA, 598
 Tennessee, 599
 Duke, 605
 Washington, 617

1998

At Albuquerque, N.M. - Championship Golf Course at University of New Mexico

1. UNLV, 1,118
2. Clemson, 1,121
3. Georgia Tech, 1,122
4. Oklahoma St., 1,127
5. Arizona St., 1,130
6. Ohio St., 1,135
7. Minnesota, 1,137
8. (tie) Houston and UCLA, 1,142
10. Auburn, 1,145
11. South Carolina, 1,146
12. TCU, 1,148
13. Miami (OH), 1,151
14. Florida, 1,154
15. California, 1,155

Eliminated after 36 holes

New Mexico, 574
 Georgia, 575
 NC State, 576
 Northwestern, 577
 Nebraska, 578
 ETSU, 579
 Fresno St., 580
 Southeastern La., 582
 Kent St., 583
 North Carolina, 585

UC Santa Barbara, 589
 Augusta, 590
 Oregon, 590
 Oklahoma, 592
 Arizona, 593

1999

At Minneapolis - Hazeltine National Golf Club

1. Georgia, 1,180
2. Oklahoma St., 1,183
3. Northwestern, 1,188
4. Washington, 1,189
5. Arizona St., 1,192
6. UNLV, 1,195
7. BYU, 1,196
8. (tie) Clemson and Houston, 1,199
10. North Carolina, 1,201
11. Minnesota, 1,208
12. Florida, 1,216
13. ETSU, 1,217
14. Nebraska, 1,218
15. Illinois, 1,219

Eliminated after 36 holes

California, 613
 Toledo, 613
 Duke, 614
 Oregon, 614
 Arizona, 615
 South Carolina, 615
 Kansas, 616
 Colorado, 617
 Arkansas, 618
 Colorado St., 618
 Ole Miss, 618
 Augusta, 625
 Georgia Tech, 626
 San Diego St., 628
 Richmond, 642

2000

At Opelika, Ala. - Grand National

1. *Oklahoma St., 1,116
2. Georgia Tech, 1,116
3. Arizona, 1,118
4. Houston, 1,122
5. Texas, 1,125
6. UNLV, 1,131
7. Clemson, 1,133
8. Northwestern, 1,139
9. Kent St., 1,141
10. North Carolina, 1,143
11. TCU, 1,146
12. Minnesota, 1,149
13. Fresno St., 1,154
14. Auburn, 1,161
15. Wake Forest, 1,169

Eliminated after 36 holes

Georgia, 582
 California, 583
 ETSU, 583
 Mississippi St., 584

New Mexico, 584
Kansas, 585
Georgia St., 587
Oklahoma, 588
Pepperdine, 588
Arizona St., 589
Virginia, 589
North Florida, 590
BYU, 593
Southern California, 599
Washington, 613

**Won sudden-death playoff*

2001

At Durham, N.C. - Duke Golf Club

1. Florida, 1,126
2. Clemson, 1,144
3. Arizona, 1,145
4. Georgia Tech, 1,148
5. Georgia, 1,152
6. Arizona St., 1,162
7. Augusta, 1,164
8. Virginia Tech, 1,165
9. ETSU, 1,167
10. Wake Forest, 1,168
11. Pacific, 1,177
12. (tie) UAB, Oklahoma and Oregon St., 1,179
15. SMU, 1,190

Eliminated after 36 holes

Col. of Charleston, 590
UCLA, 591
Ole Miss, 592
Toledo, 592
Houston, 593
Minnesota, 593
South Carolina, 593
Stanford, 593
Ga. Southern, 594
Oklahoma St., 594
Washington, 598
NC State, 599
Purdue, 602
UC Irvine, 612
Kent St., 620

2002

At Columbus, Ohio - Ohio St. University Golf Club

1. Minnesota, 1,134
2. Georgia Tech, 1,138
3. (tie) Clemson and Texas, 1,142
5. Augusta, 1,143
6. NC State, 1,144
7. Purdue, 1,145
8. Pepperdine, 1,146
9. (tie) Arizona and Tulsa, 1,150
11. (tie) Florida, TCU and Washington, 1,152
14. (tie) Colorado and Toledo, 1,153
16. Oklahoma St., 1,154
17. North Carolina, 1,155
18. Illinois, 1,158
19. Baylor, 1,160

20. Virginia Tech, 1,161
21. (tie) Fresno St. and Georgia, 1,162
23. UNLV, 1,167
24. (tie) Pacific and Texas Tech, 1,169
26. New Mexico, 1,170
27. UAB, 1,176
28. (tie) Auburn and Ga. Southern, 1,182
30. VCU, 1,191

2003

At Stillwater, Okla. - Karsten Creek Golf Club

1. Clemson, 1,191
2. Oklahoma St., 1,193
3. UCLA, 1,197
4. (tie) Florida and Wake Forest, 1,198
6. Arizona St., 1,202
7. Augusta, 1,213
8. Auburn, 1,215
9. (tie) North Carolina and Texas, 1,216
11. (tie) Georgia Tech and Washington, 1,218
13. UNLV, 1,220
14. Southern California, 1,221
15. NC State, 1,224
16. Georgia, 1,226
17. Arizona, 1,229
18. Wichita St., 1,232

Eliminated after 54 holes

Duke, 920
Minnesota, 920
Illinois, 921
Oregon, 924
Tennessee, 925
New Mexico, 928
Vanderbilt, 930
Kentucky, 942
Arkansas, 947
SMU, 953
South Carolina, 955
San Diego St., 965

2004

At Hot Springs, Va. - The Homestead

1. California, 1,134
2. UCLA, 1,140
3. Arizona, 1,148
4. Texas, 1,149
5. Georgia Tech, 1,151
6. (tie) Florida and Washington, 1,152
8. Kentucky, 1,155
9. BYU, 1,156
10. Pepperdine, 1,160
11. (tie) Georgia and Georgia St., 1,161
13. Oklahoma St., 1,164
14. Texas A&M, 1,167
15. Penn St., 1,170

Eliminated after 54 holes

Purdue, 871
Southern California, 871
Clemson, 872
New Mexico, 876
TCU, 877

Arizona St., 879
Auburn, 879
Oklahoma, 879
Kent St., 881
Toledo, 884
SMU, 887
Wichita St., 887
Vanderbilt, 891
North Carolina, 892
Rhode Island, 912

2005

At Baltimore - Caves Valley Golf Club

1. Georgia, 1,135
2. Georgia Tech, 1,146
3. Washington, 1,153
4. BYU, 1,154
5. New Mexico, 1,158
6. Southern California, 1,159
7. Kentucky, 1,161
8. (tie) Duke and UNLV, 1,162
10. Augusta, 1,164
11. (tie) Arizona St. and Tennessee, 1,170
13. (tie) Ga. Southern and Georgia St., 1,173
15. Oklahoma St., 1,178

Eliminated after 54 holes

Wake Forest, 884
Arizona, 885
Florida, 888
Stanford, 888
Coastal Caro., 890
Missouri, 890
SMU, 892
Purdue, 893
San Diego St., 893
Texas, 893
Arkansas, 894
Texas A&M, 894
Alabama, 897
Tulsa, 899
UCLA, 904

2006

At Sunriver, Ore. - Crosswater Club

1. Oklahoma St., 1,143
2. Florida, 1,146
3. (tie) Minnesota and Wake Forest, 1,147
5. Kentucky, 1,153
6. Georgia, 1,156
7. (tie) Clemson and UCLA, 1,157
9. (tie) Lamar University and Washington, 1,158
11. Arizona St., 1,159
12. Duke, 1,162
13. Arizona, 1,168
14. Texas A&M, 1,169
15. BYU, 1,172

Eliminated after 54 holes

Coastal Caro., 874
North Carolina, 876
NC State, 877
Auburn, 880

UNLV, 880
ETSU, 885
Charlotte, 886
Pepperdine, 886
South Carolina, 886
Northwestern, 889
Georgia Tech, 891
Texas Tech, 892
Nevada, 897
Oklahoma, 903
Loyola Marymount, 915

2007

At Williamsburg, Va. - Golden Horseshoe Golf Club

1. Stanford, 1,109
2. Georgia, 1,121
3. (tie) Charlotte and Lamar University, 1,125
5. Coastal Caro., 1,128
6. Alabama, 1,129
7. UCLA, 1,130
8. Georgia Tech, 1,131
9. (tie) Florida and Minnesota, 1,133
11. (tie) South Carolina and Texas, 1,136
13. (tie) Duke and Florida St., 1,140
15. Oklahoma St., 1,142

Eliminated after 54 holes

Tennessee, 851
Georgia St., 852
Arizona St., 854
ETSU, 854
Southern California, 854
North Carolina, 855
Vanderbilt, 855
Michigan St., 857
Arizona, 858
Tulsa, 859
Wake Forest, 865
Louisville, 868
Texas Tech, 869
New Mexico, 872
Auburn, 873

2008

At West Lafayette, Ind. - Birck Boilermaker Golf Club

1. UCLA, 1,194
2. Stanford, 1,195
3. Southern California, 1,196
4. Oklahoma St., 1,200
5. Clemson, 1,201
6. Kent St., 1,204
7. Washington, 1,208
8. (tie) Charlotte and Georgia, 1,210
10. Louisville, 1,213
11. Florida, 1,214
12. Texas A&M, 1,216
13. Alabama, 1,218
14. San Diego St., 1,222
15. Middle Tenn., 1,225

Eliminated after 54 holes

16. Auburn, 914

17. (tie) Arizona St. and Illinois, 916
19. Texas, 917
20. UC Irvine 919
21. Indiana, 920
22. (tie) UAB, ETSU and Wake Forest, 923
25. Penn St., 926
26. Virginia, 931
27. (tie) Mississippi St. and Oregon, 935
29. Augusta, 936
30. St. Mary's (CA), 949

STROKE AND MATCH PLAY

2009

At Toledo, Ohio - Inverness Club

Three-Round Totals

1. Oklahoma St., 849
2. Arizona St., 862
3. (tie) Arkansas, Southern California and Washington, 865
6. Michigan, 868
7. (tie) Georgia and Texas A&M, 869
9. TCU, 873
10. (tie) UCF and Georgia Tech, 874
12. Tennessee, 875
13. San Diego, 877
14. Duke, 878
15. Alabama, 879
16. South Carolina, 885
17. Iowa, 887
18. Chattanooga, 888
19. Florida, 889
20. Stanford, 891
21. Illinois, 892
22. Oregon, 897
23. (tie) Texas Tech and UCLA, 900
25. Ohio St., 901
26. Texas, 903
27. (tie) Virginia and Wake Forest, 904
29. Northwestern, 908
30. Arizona, 909

Quarterfinals

Georgia def. Oklahoma St., 3-2
Arkansas def. Washington, 3-2
Texas A&M def. Arizona St., 3.5-1.5
Michigan def. Southern California, 3-2

Semifinals

Arkansas def. Georgia, 3.5-1.5
Texas A&M def. Michigan, 3.5-1.5

Championship

Texas A&M def. Arkansas, 3-2

2010

At Chattanooga, Tenn. - Honors Course

Three-Round Totals

1. Oklahoma St., 850
2. Florida St., 854
3. Georgia Tech, 858
4. Washington, 860

5. Oregon, 861
6. Augusta, 863
7. Texas Tech, 867
8. (tie) *Stanford, Arizona St. and San Diego, 868
11. (tie) Florida and Virginia, 869
13. Texas A&M, 871
14. North Florida, 872
15. Southern California, 874
16. (tie) Clemson, Oregon St. and UCLA, 875
19. Illinois, 876
20. Kent St., 877
21. (tie) UNLV and Texas, 879
23. California, 880
24. LSU, 883
25. (tie) Baylor and Tennessee, 884
27. (tie) Duke and TCU, 889
29. Penn St., 898
30. Ga. Southern, 905

Quarterfinals

Oklahoma St. def. Stanford, 4-1
Oregon def. Washington, 3-2
Florida St. def. Texas Tech, 4-1
Augusta def. Georgia Tech, 3-2

Semifinals

Oklahoma St. def. Oregon, 3.5-1.5
Augusta def. Florida St., 4-1

Championship

Augusta def. Oklahoma St., 3.5-1.5

**Won playoff to advance to match play.*

2011

At Stillwater, Okla. - Karsten Creek Golf Club

Three-Round Totals

1. UCLA, 872
2. Georgia Tech, 875
3. (tie) Oklahoma St. and Illinois, 879
5. Georgia, 884
6. Ohio St., 887
7. Augusta, 888
8. Duke, 889
9. Texas A&M, 890
10. (tie) Iowa and Michigan, 892
12. (tie) Southern California and Texas, 895
14. Alabama, 896
15. Arkansas, 897
16. (tie) San Diego and San Diego St., 898
18. Arizona St., 899
19. (tie) California and Kent St., 902
21. LSU, 905
22. Northwestern, 906
23. Florida, 908
24. Tennessee, 910
25. Pepperdine, 919
26. Kennesaw St., 921
27. NC State, 922
28. Oklahoma, 930
29. Arizona, 933
30. Colorado St., 937

Quarterfinals

Duke def. UCLA, 3-1
Georgia def. Illinois, 3-1

Augusta def. Georgia Tech, 3-2
Oklahoma St. def. Ohio St., 3-1

Semifinals

Georgia def. Duke, 3-2
Augusta def. Oklahoma St., 3-2

Championship

Augusta def. Georgia, 3-2

2012

At Pacific Palisades, Calif. - Riviera Country Club

Three-Round Totals

1. Alabama, 859
2. UCLA, 861
3. Texas, 869
4. (tie) California and San Diego St., 871
6. Washington, 872
7. Oregon, 873
8. (tie) *Kent St. and Florida St., 875
10. Liberty, 876
11. Oklahoma, 877
12. (tie) Florida and North Florida, 878
14. Texas A&M, 879
15. (tie) Auburn and Southern California, 880
17. Georgia, 881
18. Chattanooga, 884
19. (tie) UCF and Stanford, 885
21. Illinois, 887
22. (tie) Iowa and Virginia, 888
24. Virginia Tech, 890
25. Lamar University, 892
26. East Carolina, 895
27. TCU, 897
28. Memphis, 901
29. UAB, 902
30. Tulsa, 918

Quarterfinals

Alabama def. Kent St., 3-1
California def. San Diego St., 3-2
Oregon def. UCLA, 3-2
Texas def. Washington, 5-0

Semifinals

Alabama def. California, 3-2
Texas def. Oregon, 3-2

Championship

Texas def. Alabama, 3-2

**Won playoff to advance to match play.*

2013

At Alpharetta, Ga. - Capitol City Club

Three-Round Totals

1. California, 824
2. Georgia Tech, 830
3. (tie) Alabama and Texas, 833
5. Illinois, 835
6. (tie) *New Mexico, *UNLV, *Arizona St. and Texas A&M, 842
10. Arkansas, 843
11. (tie) Florida St. and Oklahoma, 845
13. Auburn, 846
14. (tie) Oklahoma St. and Texas Tech, 847
16. (tie) UCF and Washington, 848
18. North Florida, 849

19. (tie) Georgia, Tennessee and TCU, 850
22. Coastal Caro., 851
23. (tie) LSU and Southern California, 854
25. Florida, 857
26. UCLA, 858
27. (tie) Kent St. and South Carolina, 868
29. St. Mary's (CA), 869
30. Ball St., 872

Quarterfinals

California def. Arizona St., 3-2
Illinois def. Texas, 3-2
Georgia Tech def. UNLV, 3-2
Alabama def. New Mexico, 4-1

Semifinals

Illinois def. California, 3-2
Alabama def. Georgia Tech, 3-2

Championship

Alabama def. Illinois, 4-1

**Won playoff to advance to match play.*

2014

At Hutchinson, Kan. - Prairie Dunes Country Club

Three-Round Totals

1. Stanford, 827
2. (tie) Alabama and LSU, 836
4. Oklahoma St., 840
5. Georgia Tech, 841
6. UCLA, 844
7. (tie) SMU and Illinois, 845
9. South Carolina, 846
10. Houston, 848
11. (tie) California and Georgia, 850
13. Texas, 851
14. Oregon, 852
15. Washington, 853
16. (tie) Vanderbilt and Oklahoma, 854
18. (tie) Kentucky and Arkansas, 857
20. Missouri, 859
21. UAB, 862
22. Georgia St., 863
23. Auburn, 866
24. Florida St., 870
25. Iowa St., 871
26. Kennesaw St., 872
27. Purdue, 873
28. Virginia Tech, 876
29. Texas A&M, 881
30. Southern California, 889

Quarterfinals

Alabama def. SMU, 3-2
LSU def. UCLA, 4-1
Stanford def. Illinois, 3-2
Oklahoma St. def. Georgia Tech, 4-0-1

Semifinals

Alabama def. LSU, 4-1
Oklahoma St. def. Stanford, 3-2

Championship

Alabama def. Oklahoma St., 4-1

2015

At Bradenton, Fla. - The Concession Golf Club

Three-Round Totals

1. Georgia, 867
2. Southern California, 870
3. LSU, 871
4. Vanderbilt, 872
5. Illinois, 873
6. Texas, 874
7. South Florida, 877
8. UCLA, 878
- Georgia Tech, 878
10. TCU, 880
11. Florida St., 883
12. San Diego St., 887
- Auburn, 887
- South Carolina, 887
15. SMU, 890
- Washington, 890
17. Texas Tech, 891
18. Virginia, 893
19. Oklahoma St., 896
- UAB, 896
21. Stanford, 899
22. Charlotte, 901
23. Oregon, 902
24. Arizona St., 903
- Duke, 903
26. UNLV, 906
- Houston, 906
28. Florida, 910
- Oklahoma, 910
30. Clemson, 915
- Southern California, 889

Four-Round Totals

1. Illinois, 1155
2. Vanderbilt, 1157
3. (tie) Texas and Georgia, 1158
5. Southern California, 1161
6. South Florida, 1168
7. LSU, 1169
8. UCLA, 1172
9. Georgia Tech, 1175
10. TCU, 1179
11. Florida St., 1181
12. Auburn, 1183
13. South Carolina, 1187
14. SMU, 1192
15. San Diego St., 1193

Quarterfinals

LSU def. Vanderbilt, 3-1-1
Georgia def. South Fla. 3-1
Illinois def. UCLA 3-2
Southern California def. Texas 3-0-2

Semifinals

LSU def. Georgia 3-1-1
Southern California def. Illinois 3-1-1

Championship

LSU def. Southern California 4-1-0

2016

At Eugene, Ore. - Eugene Country Club

Three-Round Totals

1. Vanderbilt, 845
2. Texas, 847
3. Southern California, 850
4. LSU, 851
5. Oregon, 852
6. Arkansas, 855
7. Arizona St., 857
8. California, 858
9. Oklahoma St., 859
Illinois, 859
11. Kentucky, 863
12. South Carolina, 865
13. Florida, 866
14. Louisville, 867
Oklahoma, 867
TCU, 867
Georgia, 867
Clemson, 867
19. Houston, 868
Florida St., 868
Auburn, 868
22. Virginia, 869
23. Wake Forest, 871
Alabama, 871
San Diego State, 872
26. South Florida, 876
27. Baylor, 880
28. Stanford, 884
29. Purdue, 898
30. UAB, 902

Four-Round Totals

1. Texas, 1134
2. Illinois, 1135
3. LSU, 1136
4. (tie) Southern California and Vanderbilt, 1137
6. Oregon, 1139
7. South Carolina, 1142
8. Oklahoma, 1144
9. Arizona St., 1148
10. (tie) Oklahoma St. and California, 1150
12. Arkansas, 1153
13. Kentucky, 1157
14. Louisville, 1158
15. Florida, 1163

Quarterfinals

- Illinois def. South Carolina, 4-1
- Oregon def. LSU 3-1-1
- Texas def. Oklahoma 4-1
- Southern California def. Vanderbilt 4-1

Semifinals

- Oregon def. Illinois 3-2
- Texas def. Southern California 4-1

Championship

- Oregon def. Texas 3-2

2017

At Sugar Grove, Illinois. - Rich Harvest Farms

Three-Round Totals

1. Vanderbilt, 846
2. Oklahoma, 847
UNLV, 847
Southern California, 847
5. Illinois, 850
6. Oklahoma St., 852
7. Baylor, 855
Virginia, 855
9. Auburn, 856
10. LSU, 858
11. Texas, 859
12. Florida St., 860
13. Oregon, 865
14. Pepperdine, 869
15. UCF, 871
16. Arizona St., 872
17. Alabama, 873
18. Iowa St., 875
North Carolina, 875
20. Stanford, 879
21. Kent St., 881
22. Duke, 888
Ole Miss, 888
24. Penn St., 891
Lipscomb, 891
26. Jacksonville, 892
New Mexico, 892
28. Purdue, 902
29. Kennesaw St., 904
30. Clemson, 905

Four-Round Totals

1. Vanderbilt, 1139
2. Oklahoma, 1151
3. Illinois, 1154
4. Oklahoma St., 1155
5. Southern California, 1158
Oregon, 1158
7. Baylor, 1159
UNLV, 1159
9. LSU, 1161
10. Virginia, 1162
11. Auburn, 1164
12. Texas, 1166
13. Pepperdine, 1180
14. Florida St., 1181
UCF, 1181

Quarterfinals

- Oklahoma def. Baylor 3-2
- Illinois def. Southern California 3-1-1
- Vanderbilt def. UNLV 3-2
- Oregon def. Oklahoma St. 3-2

Semifinals

- Oklahoma def. Illinois 3-1-1
- Oregon def. Vanderbilt 3-2

Championship

- Oklahoma def. Oregon 3-1-1

2018

At Sillwater, Okla. - Karsten Creek Golf Club

Three-Round Totals

1. Duke, 854
2. Oklahoma State, 857
3. Texas Tech, 861
4. Vanderbilt, 866
5. Oklahoma, 868
6. Auburn, 870
7. Texas A&M, 871
8. Kent State, 872
9. Alabama, 874
10. Texas, 875
11. Arkansas, 876
12. Clemson, 878
13. Arizona State, 880
14. Illinois, 881
15. North Carolina, 882
16. Northwestern, 884
Stanford, 884
18. Florida, 886
19. Iowa State, 891
UNLV, 891
21. Kentucky, 892
UCLA, 892
23. Kansas, 894
24. NC State, 897
UCF, 897
Brigham Young, 897
27. Oregon, 899
28. North Florida, 902
29. Augusta, 904
30. Baylor, 910

Four-Round Totals

1. Oklahoma St., 1152
2. Duke, 1160
3. Texas Tech, 1161
4. Oklahoma, 1163
5. Auburn, 1167
6. Alabama, 1168
Texas, 1168
8. Texas A&M, 1169
9. Vanderbilt, 1170
10. Kent St., 1171
11. Illinois, 1176
12. Arkansas, 1179
13. Arizona St., 1182
Clemson, 1182
15. North Carolina, 1187

Quarterfinals

- Duke def. Texas, 3-2-0
- Alabama def. Texas Tech, 3-2-0
- Oklahoma St. def. Texas A&M, 3-1-1
- Auburn def. Oklahoma, 3-2-0

Semifinals

- Alabama def. Duke, 5-0-0
- Oklahoma St. def. Auburn 3-2-0

Championship

- Oklahoma St. def. Alabama, 5-0-0

2019

At Sillwater, Okla. - Karsten Creek Golf Club

Three-Round Totals

1. Oklahoma St., 852
2. Texas, 877
Stanford, 877
4. Oklahoma, 880
5. Wake Forest, 881
6. Vanderbilt, 882
7. Texas A&M, 884
8. Clemson, 892
9. SMU, 893
10. TCU, 894
11. Ohio St., 895
12. Pepperdine, 896
13. Auburn, 898
14. California, 899
15. Southern California, 900
16. Arizona St., 901
17. South Carolina, 902
18. Georgia Tech, 903
19. North Carolina, 904
20. Liberty, 906
21. UNLV, 906
22. North Florida, 907
23. LSU, 907
24. Georgia, 911
25. Duke, 912
26. Georgia Southern, 913
27. Baylor, 915
Illinois, 915
29. Louisville, 932
30. BYU, 938

Four-Round Totals

1. Oklahoma St., 1136
2. Vanderbilt, 1167
3. Wake Forest, 1172
4. Texas, 1180
5. Oklahoma, 1180
6. Stanford, 1189
7. Texas A&M, 1192
8. SMU, 1196
Clemson, 1196
10. California, 1197
11. Pepperdine, 1199
12. Auburn, 1200
13. Ohio St., 1201
14. Southern California, 1202
15. TCU, 1205

Quarterfinals

- Vanderbilt def. Texas A&M, 3-2-0
Stanford def. Wake Forest, 3-2-0
Oklahoma State def. SMU, 4-1-0
Texas def. Oklahoma, 3-2-0

Semifinals

- Texas def. Oklahoma St., 3-2-0
Stanford def. Vanderbilt, 3-2-0

Championship

- Stanford def. Texas, 3-2-0

REGIONAL TEAM RESULTS

(Note that regional results section is a work in progress and currently incomplete. If you have missing results to provide, please contact Rick Nixon, rnixon@ncaa.org)

1989

Central Regional at McKinney, Texas, May 25-27

1. (tie) Oklahoma St. and Oklahoma, 880
3. Colorado, 902
4. Houston, 904
5. Illinois, 905
6. (tie) Arkansas, Kansas, and Texas, 907
9. (tie) Louisiana, Miami (OH), and Tulsa, 910
12. Kent St., 911
13. Northwestern, 917
14. Ohio St., 918
15. SMU, 923
16. Missouri, 926
17. Texas A&M, 934
18. Houston Baptist, 936

East Regional, May 25-27

Results to be added

West Regional, May 25-27

Results to be added

1990

Central Regional at Columbus, Ohio - Ohio State Scarlet Golf Course, May 24-26

1. Oklahoma St., 878
2. Ohio St., 885
3. Miami (OH), 890
4. Kent St., 893
5. Louisiana, 897
6. Oklahoma, 900
7. Wisconsin, 903
8. Texas, 904
9. Rice, 912
10. Arkansas, 914
11. Illinois, 915
12. (tie) TCU and Tulsa, 916
14. Baylor, 918
15. Colorado, 919
16. (tie) Houston and Wright St., 920
18. (tie) Missouri and Texas A&M, 924
20. Kansas, 930
21. Wichita St., 939

East Regional at Savannah, Ga. - Savannah Inn and Country Club, May 24-26

Results to be added

West Regional at Las Cruces, N.M. - New Mexico State University Golf Course, May 24-26

Results to be added

1991

Central Regional at Bartlesville, Ohio - Hillcrest Country Club, May 23-25

1. Arkansas, 859
2. Oklahoma St., 863
3. Texas, 867
4. Ohio St., 875
5. TCU, 879
6. (tie) Miami (OH) and SMU, 880
8. Oklahoma, 881
9. Rice, 882
10. Northwestern, 884
11. Indiana, 885
12. Kent St., 890
13. Louisiana, 896
14. Tulsa, 897
15. Colorado, 900
16. Ball St., 903
17. Nebraska, 904
18. Iowa St., 910
19. (tie) Houston and Lamar University, 913

East Regional at New Haven, Conn. - Yale Golf Club, May 23-25

Results to be added

West Regional at Albuquerque, N.M. - University of New Mexico South Golf Course, May 23-25

Results to be added

1992

Central Regional at McKinney, Texas - Stonebridge Country Club, May 21-23

1. Texas, 856
2. Arkansas, 870
3. Oklahoma St., 878
4. Ohio St., 882
5. Houston, 888
6. Oklahoma, 892
7. Kent St., 895
8. Wisconsin, 896
9. Rice, 900
10. TCU, 901
11. (tie) Colorado, Iowa, and Texas Tech, 902
14. Tulsa, 904
15. (tie) Indiana and Kansas, 905
17. (tie) Iowa St., Michigan St. and Texas A&M, 907
19. Louisiana, 911
20. Missouri, 932

East Regional at Hamilton, N.Y. - Colgate University Seven Oaks Golf Course, May 21-23

1. Florida, 874
2. Alabama, 876
3. Georgia Tech, 878
4. Clemson, 879
5. (tie) ETSU and Wake Forest, 887
7. Central Florida, 889
8. LSU, 894

9. South Carolina, 895
10. (tie) North Carolina and Virginia, 896
12. NC State, 899
13. Auburn, 900
14. (tie) Duke and Georgia, 902
16. Army, 918
17. Penn St., 919
18. Tennessee, 925
19. Temple, 933
20. Princeton, 936
21. Hartford, 946
22. Central Conn. St., 957

West Regional at Tucson, Ariz. - Tucson National Golf Club, May 21-23

Results to be added

1993

Central Regional at Columbus, Ohio - Ohio State Scarlet Golf Course, May 19-21

1. Kent St., 870
2. Texas, 883
3. Oklahoma St., 885
4. Oklahoma, 886
5. Minnesota, 887
6. (tie) Arkansas and Louisiana, 894
8. Michigan St., 895
9. Ohio St., 897
10. Kansas, 899
11. (tie) Kentucky and Texas A&M, 901
12. SMU, 908
13. (tie) Houston and TCU, 909
15. Marshall
16. Baylor
17. Iowa St.
18. Colorado
19. Missouri St.
20. Kansas St.

East Regional at Charlottesville, Va. - Birdwood Golf Course, May 19-21

1. Clemson, 849
2. North Carolina, 859
3. Augusta, 861
4. Florida, 864
5. Georgia Tech, 867
6. Auburn, 871
7. Alabama, 873
8. Duke, 875
9. (tie) LSU, NC State, and Wake Forest, 876
12. Virginia, 881
13. Tennessee, 883
14. South Carolina, 889
15. Georgia, 893
16. (tie) Florida St. and Penn St., 897
18. Hartford, 908
19. (tie) Army and Temple, 918
21. Princeton, 924
22. UConn, 943

West Regional at Provo, Utah - Riverside Country Club, May 19-21

1. Arizona, 859
2. Arizona St., 866
3. BYU, 873
4. UNLV, 875
5. New Mexico St., 877
6. Fresno St., 878
7. Pepperdine, 879
8. New Mexico, 881
9. UCLA, 882
10. Nevada, 882
11. Southern Cal., 883
12. California, 888
13. Weber St., 891
14. Oregon St., 892
15. Oregon, 893
16. San Jose St., 897
17. UTEP, 898
18. Pacific, 899

1994

Central Regional at Norman, Okla. - Oklahoma Golf and Country Club, May 19-21

1. Texas, 851
2. Colorado, 853
3. Oklahoma St., 855
4. Kent St., 858
5. Arkansas, 863
6. Oklahoma, 864
7. Houston, 866
8. SMU, 867
9. TCU, 869
10. (tie) Ohio St. and Miami (OH), 871
12. Texas A&M, 875
13. (tie) Minnesota and Tulsa, 876
15. Wisconsin, 877
16. Kansas, 882
17. Baylor, 886
18. Louisiana, 889
19. Nebraska, 894
20. Michigan St., 899
21. Wichita St., 907

East Regional at Auburn, Ala. - Grand National Lakes Course, May 19-21

Results to be added

West Regional at Tucson, Ariz. - Tucson National Golf Club, May 19-21

Results to be added

1995

Central Regional at Montgomery, Texas, May 18-20

1. Oklahoma, 854
2. Oklahoma St., 859
3. Kent, 863
4. Texas, 867
5. Tulsa, 868

6. (tie) Houston and Iowa, 869
8. Ohio St., 880
9. Kansas, 885
10. (tie) Northwestern and TCU, 886
11. Michigan, 890
12. Arkansas, 893
13. (tie) Minnesota and Rice, 894
15. Colorado, 897
16. Texas A&M, 903
17. Texas Tech, 909
18. Louisiana, 911
19. Iowa St., 922
20. Missouri, 934

East Regional, May 18-20

1. Clemson, 857
2. North Carolina, 869
3. NC State, 872
4. Florida, 873
5. Wake Forest, 878
6. Florida St., 881
7. (tie) ETSU, Georgia Tech, and Tennessee, 886
10. (tie) Auburn and Augusta, 887

West Regional at Albuquerque, N.M. - University of New Mexico South Golf Course, May 18-20

1. Arizona St., 844
2. New Mexico, 852
3. New Mexico St., 865
4. Arizona, 866
5. UNLV, 869
6. Stanford, 870
7. UTEP, 871
8. California, 873
9. Southern California, 883
10. Pepperdine, 886

1996

Central Regional at Ann Arbor, Mich. - University of Michigan Golf Course, May 16-18

1. Texas A&M, 871
2. SMU, 872
3. (tie) Arkansas, Kansas, and Texas, 874
6. (tie) Indiana and Oklahoma St., 878
8. (tie) Miami and TCU, 879
9. Oklahoma, 882
10. Ohio St., 883
11. Minnesota, 884
12. Northwestern, 890
13. Kent St., 892
14. Iowa St., 895
15. (tie) Jackson St., South Fla., and Texas Tech, 900
18. Tulsa, 905
19. Drake, 913
20. Nebraska, 918

East Regional, May 16-18

1. NC State, 893
2. Florida, 896
3. Florida St., 899
4. North Carolina, 900

5. Wake Forest, 901
6. South Carolina, 902
7. ETSU, 903
8. Clemson, 907
9. (tie) Alabama, Penn St., and Tennessee, 910
12. Virginia, 911
13. (tie) Auburn and Georgia, 913
15. LSU, 914
16. Duke, 916
17. VCU, 921
18. James Madison, 977
19. Temple, 994
20. (tie) Rhode Island and Yale, 1,002
22. George Mason, 1,012
23. Central Conn St., 1,014

West Regional at Stanford, Calif. - Stanford Golf Course, May 16-18

1. Stanford, 866
2. (tie) Arizona St. and UNLV, 867
4. Pepperdine, 873
5. Southern California, 876
6. Arizona, 879
7. New Mexico, 882
8. San Jose St., 888
9. (tie) Pacific and Washington, 889
11. New Mexico St., 890
12. UCLA, 895
13. (tie) Fresno St., Nevada, and Oregon St., 897
16. BYU, 898
17. Colorado St., 907
18. UTEP, 911

1997

Central Regional at Norman, Okla. - University of Oklahoma Golf Course, May 15-17

1. Oklahoma St., 843
2. TCU, 853
3. Texas A&M, 859
4. Arkansas, 861
5. Houston, 864
6. Ohio St., 870
7. Texas, 871
8. Michigan, 874
9. Northwestern, 881
10. Oklahoma, 882
11. (tie) Nebraska and Tulsa, 886
13. SMU, 893
14. Minnesota, 896
- Missed Cut--
15. Drake, 587
16. Iowa St. 593
17. Miami (OH), 595
18. (tie) Indiana and Louisiana, 602
20. Rice, 605
21. Arkansas St., 609

East Regional at Hot Springs, Va. - The Homestead, May 15-17

Results to be added

West Regional at Santee, Calif. - Carlton Oaks Country Club, May 15-17

1. UNLV, 847
2. Arizona St., 850
3. Southern California, 857
4. Arizona, 863
5. New Mexico, 866
6. UCLA, 869
7. San Jose St., 870
8. Washington, 871
9. Pepperdine, 872
10. BYU, 873
11. UTEP, 876
12. (tie) Oregon and Stanford, 877
14. California, 880
15. Fresno St., 881
16. Oregon St., 887
17. Colorado St., 895
18. San Diego St., 929

1998

Central Regional at San Antonio, Texas - Oak Hills Country Club, May 14-16

1. Houston, 845
2. Oklahoma, 849
3. Northwestern, 854
4. TCU, 855
5. Nebraska, 857
6. Minnesota, 862
7. (tie) Ohio St. and Oklahoma St., 864
9. Miami (OH), 867
10. Kent St., 878
11. Texas A&M, 871
12. Kansas, 873
13. (tie) Arkansas and Tulsa, 874
15. UT Arlington, 875
16. Wichita St., 877
17. Drake, 880
18. Baylor, 883
19. Texas, 888
20. Toledo, 894

East Regional, May 21-23

Results to be added

West Regional at Tempe, Ariz. - Karsten Golf Course, May 14-16

Results to be added

1999

Central Regional at Columbus, Ohio - Ohio State Scarlet Golf Course, May 20-22

1. Minnesota, 865
2. Northwestern, 868
3. Nebraska, 882
4. Oklahoma St., 883
5. Toledo, 885
6. Houston, 886
7. Illinois, 888
8. Arkansas, 890

9. Kansas, 894
10. (tie) Colorado and Kent St., 897
12. Oklahoma, 898
13. TCU, 902
14. SMU, 904
15. (tie) Baylor and UT Arlington, 905
17. (tie) Purdue and Texas, 906
19. North Texas, 907
20. Iowa St., 913
21. Tulsa, 917

East Regional at Providence, R.I. - Rhode Island Country Club, May 20-22

Results to be added

West Regional at Tucson, Ariz. - Tucson National Resort, May 20-22

Results to be added

2000

Central Regional at Victoria, Texas - Victoria Country Club, May 18-20

1. Texas, 847
2. Kent St., 849
3. Oklahoma St., 850
4. Houston, 851
5. Minnesota, 852
6. Northwestern, 854

East Regional at Moosic, Penn. - Glenmaura National Golf Club, May 18-20

1. Clemson, 871
2. North Florida, 883
3. Georgia Tech, 884
4. ETSU, 888
5. (tie) Georgia and Georgia St., 889
7. Mississippi St., 891
8. Auburn, 894
9. (tie) North Carolina and Virginia, 895
11. Wake Forest, 896
12. South Carolina, 898
13. Tennessee, 900
14. (tie) Duke and NC State, 901
16. Augusta, 909
17. UAB, 913
18. Middle Tenn., 914
19. Florida, 915
20. Rhode Island, 920
21. Penn St., 921

West Regional at Fresno, Calif. - Riverbend Golf Course, May 18-20

1. Arizona, 839
2. (tie) BYU and UNLV, 843
4. Southern California, 848
5. New Mexico, 850
6. (tie) Arizona St. and Fresno St., 851
8. Washington, 855
9. Pepperdine, 864
10. (tie) California, Idaho, and Stanford, 865
13. (tie) Oregon, Oregon St., and Pacific, 866
16. UCLA, 869
17. CSUN, 880

18. San Diego St., 883
19. (tie) Colorado St. and UTEP, 884
21. Wright St., 894
22. Long Beach St., 899
23. Princeton, 914
24. (tie) Navy and Towson, 936
26. Iona, 946
27. UMBC, 954

2001

Central Regional at Stillwater, Okla. - Karsten Creek Golf Club, May 17-19

1. (tie) Kent St., Oklahoma, and Purdue, 883
4. (tie) Charleston and Minnesota, 885
6. Oklahoma St., 887
7. Augusta St., 888
8. Toledo, 891
9. (tie) Houston and SMU, 892
11. (tie) Ohio St. and Tulsa, 893
13. Texas A&M, 894
14. North Carolina, 895
15. (tie) Kansas and Northwestern, 896
17. Colorado, 898
18. (tie) Lamar University and Texas, 899
20. Little Rock, 902
21. Wichita St., 904
22. TCU, 905
23. Louisiana, 906
24. Arkansas St., 914
25. North Florida, 915
26. Jackson St., 959

East Regional at Williamsburg, Va. - Golden Horseshoe Golf Club, May 17-19

Results to be added

West Regional at Corvallis, Ore. - Trysting Tree Golf Course, May 17-19

1. Arizona St., 852
2. Arizona, 867
3. UC Irvine, 871
4. Pacific, 872
5. South Carolina, 880
6. (tie) Oregon St., Stanford, UCLA, 881
9. Wake Forest, 882
10. Washington, 883
11. UNLV, 886
12. (tie) San Diego St. and Southern California, 887
14. Pepperdine, 890
15. Fresno St., 896
16. California, 899
17. Colorado St., 901
18. Oregon, 902
19. (tie) BYU and New Mexico, 904

2002

Central Regional at Little Rock, Ark. - Pleasant Valley Country Club, May 16-18

1. (tie) Oklahoma St. and Purdue, 865
3. Tulsa, 876
4. Illinois, 879

5. NC State, 880
6. Toledo, 881
7. Baylor, 882
8. (tie) TCU and Virginia Tech, 885
10. Colorado, 886
11. Kansas and Oklahoma, 887
13. Northwestern, 888
14. SMU, 891
15. Alabama, 893
16. LSU, 898
17. Lamar University and UT Arlington, 901
19. Houston, 906
20. Missouri, 909
21. Maryland, 912
22. Arkansas St., 921
23. St. John's (MN), 923
24. Austin Peay, 932
25. Princeton, 939
26. Army, 953
27. Jackson St., DNF

East Regional at Roswell, Ga. - Ansley Golf Club's Settdown Creek, May 16-18

1. (tie) Clemson and Georgia Tech, 876
3. North Carolina, 877
4. Augusta, 885
5. VCU, 888
6. Ga. Southern, 891
7. Auburn, 893
8. Georgia, 896
9. (tie) Florida and UAB, 899
11. Wake Forest, 900
12. South Ala., 901
13. (tie) Col. of Charleston and Tennessee, 904
15. North Florida, 913
16. Michigan St., 914
17. Coastal Caro., 920
18. (tie) Duke, Penn St., and Virginia, 922
21. Furman, 923
22. William & Mary, 926
23. Rhode Island, 934
24. Jacksonville St., 936
25. South Carolina, 938
26. Iona, 949
27. Yale, 950

West Regional at Albuquerque, N.M. - The Championship Course, May 16-18

1. (tie) New Mexico and Washington, 872
3. UNLV, 874
4. Minnesota, 875
5. Pepperdine, 877
6. (tie) Arizona, Pacific, and Texas, 878
9. Fresno St., 879
10. (tie) San Diego St. and Texas Tech, 882
12. California, 883
13. (tie) Oregon and UCLA, 885
15. Ohio St., 889
16. Nevada, 890
17. Stanford, 891
18. Southern California, 895
19. Washington St., 899
20. Arizona St., 900
21. BYU, 901
22. UC Irvine, 903
23. Colorado St., 911
24. Illinois St., 913
25. IUPUI, 928
26. Detroit Mercy, 933
27. Central Conn. St., 937

2003

Central Regional at Manhattan, Kan. - Colbert Hills Golf Course, May 15-17

1. Oklahoma St., 856
2. Illinois, 861
3. NC State, 862
4. (tie) North Carolina and Texas, 867
6. Kentucky, 869
7. (tie) Arkansas, Minnesota, and SMU, 870
10. Wichita St., 871
11. Kansas St., 872
12. Texas Tech, 874
13. Lamar University, 875
14. (tie) Ohio St. and Toledo, 876
16. Northwestern, 884
17. (tie) Texas A&M, Tulsa, and Wright St., 887
20. Missouri, 888
21. Baylor, 893

East Regional at Auburn, Ala. - Auburn University Club, May 15-17

1. Clemson, 839
2. Georgia Tech, 848
3. Florida, 859
4. Tennessee, 863
5. Duke, 866
6. Wake Forest, 868
7. (tie) Augusta St. and South Carolina, 873
9. Vanderbilt, 875
10. Auburn, 877
11. Ga. Southern, 878
12. ETSU, 886
13. (tie) Col. of Charleston and ETSU, 887
15. (tie) Jacksonville St. and UNCW, 888
17. Penn St., 896
18. Rhode Island, 900

19. Virginia Tech, 904
20. Alabama, 911
21. Maryland, 914
22. (tie) Binghamton and James Madison, 917
24. Liberty, 930
25. Charleston So., 933
26. Yale, 941
27. Jackson St., 987

**West Regional at Auburn, Wash. -
Washington National Golf Club, May
15-17**

1. UCLA, 864
2. Arizona, 865
3. (tie) Georgia and UNLV, 871
5. (tie) Arizona St. and New Mexico, 879
7. (tie) Southern California and Washington, 880
9. (tie) Oregon and San Diego St., 885
11. UTEP, 886
12. UC Irvine, 889
13. Pepperdine, 897
14. Oregon St., 900
15. (tie) Denver, Old Dominion, Stanford, 901
18. Fresno St., 905
19. Colorado St., 906

2004

**Central Regional at West Lafayette,
Ind. - Birck Boilermaker Golf
Complex - Kampen Course, May
20-22**

1. Kentucky, 882
2. Oklahoma St., 893
3. Oklahoma, 896
4. Texas A&M, 899
5. (tie) TCU and Texas, 901
7. Purdue, 905
8. Wichita St., 908
9. SMU, 909
10. Kent St., 910
11. Minnesota, 911
12. Notre Dame, 914
13. Texas tech, 917
14. Ohio St., 918
15. Kansas St., 923
16. Kansas, 926
17. Arkansas, 931
18. (tie) Tulsa and Illinois, 933
20. (tie) Colorado, Indiana, and Lamar University, 934
23. Xavier, 940
24. Western Ill., 958
25. Baylor, 961
26. Princeton, 974
27. Jackson St., 1,000

**East Regional at New Haven, Conn. -
Yale Golf Club, May 20-22**

1. Clemson, 856
2. Penn St., 862
3. (tie) Georgia and Georgia Tech, 864
5. Florida, 866
6. Auburn, 867

7. Georgia St., 871
8. Rhode Island, 877
9. Vanderbilt, 880
10. (tie) North Carolina and NC State, 882
12. (tie) Duke, LSU, and Wake Forest, 883
15. Ga. Southern, 885
16. Jacksonville St., 887
17. Tennessee, 891
18. South Carolina, 889
19. Augusta, 897
20. Maryland, 905
21. UAB, 910
22. Georgetown, 914
23. (tie) Army and BYU, 924
25. Towson, 925
26. Yale, 928
27. LIU Brooklyn, 968

**West Regional at Sunriver, Ore. -
Sunriver Resort-Crosswater Club,
May 20-22**

1. UCLA, 865
2. New Mexico, 866
3. Arizona, 872
4. Arizona St., 873
5. (tie) BYU and California, 881
7. (tie) California and Toledo, 882
9. Pepperdine, 884
10. Washington, 885
11. UNLV, 889
12. UCF, 891
13. San Diego St., 892
14. UC Riverside, 896
15. Colorado St., 901
16. Coastal Caro., 904
17. UNCW, 905
18. Furman, 909
19. Denver, 911
20. UTEP, 913
21. Long Beach St., 915
22. UC Irvine, 918
23. New Mexico St., 920
24. Stanford, 921
25. La.-Monroe, 944
26. Loyola Maryland, 952
27. Wright St., 962

2005

**Central Regional at South Bend, Ind.
- Warren Golf Course, May 19-21**

1. Augusta St., 849
2. Oklahoma St., 858
3. Texas A&M, 863
4. (tie) Kentucky and Tulsa, 866
6. (tie) Arkansas and Missouri, 870
8. SMU, 873
9. Texas, 874
10. (tie) Purdue and Wichita St., 875
12. Lamar University, 876
13. (tie) Kansas, Michigan St., and Notre Dame, 877
15. Minnesota, 878
16. (tie) Baylor, Kent St., and TCU, 880

19. Kansas St., 881
20. Texas tech, 883
21. Oklahoma, 887
22. Xavier, 888
23. IUPUI, 913
24. Loyola Chicago, 922
25. Detroit Mercy, 923
26. Jackson St., 934

**East Regional at Kingston Springs,
Tenn. - Golf Club of Tennessee, May
19-21**

1. Wake Forest, 835
2. Tennessee, 837
3. Georgia, 843
4. (tie) Florida and Georgia St., 845
6. (tie) Alabama and Georgia Tech, 847
8. (tie) Coastal Caro. and Duke, 849
10. Ga. Southern, 850
11. Clemson, 852
12. Virginia, 853
13. ETSU, 855
14. North Carolina, 860
15. Louisville, 866
16. UCF, 869
17. Charlotte, 872
18. (tie) Indiana and Towson, 875
20. Penn St., 885
21. Maryland, 888
22. UNCW, 896
23. Vanderbilt, 898
24. Army West Point, 904
25. Rutgers, 906
26. Rhode Island, 928
27. Boston College, 932

**West Regional at Stanford, Calif. -
Stanford Golf Course, May 19-21**

1. UNLV, 846
2. New Mexico, 849
3. Washington, 854
4. (tie) Arizona St. and UCLA, 857
6. BYU, 858
7. San Diego St., 860
8. (tie) Arizona and Stanford, 863
10. (tie) Pepperdine, South Carolina and Southern California, 864
13. Auburn, 869
14. (tie) Oregon and St. Mary's (CA), 870
16. Denver, 873
17. UC Riverside, 882
18. South Ala., 883
19. Fresno St., 886
20. Colorado St., 890
21. UT Arlington, 898
22. Cal Poly, 901
23. Illinois St., 904
24. LSU, 906
25. Princeton, 908
26. Samford, 913
27. Central Conn. St., 920

2006

Central Regional at Chardon, Ohio - Sand Ridge Golf Club, May 18-20

1. Oklahoma St., 845
2. Northwestern, 861
3. (tie) Texas A&M and Georgia Tech, 867
5. Lamar University, 869
6. Minnesota, 874
7. Oklahoma, 877
8. Clemson, 881
9. Duke, 883
10. Kentucky, 884
11. Texas, 885
12. Purdue, 886
13. TCU, 889
14. Tulsa, 892
15. SMU, 895
16. (tie) UT Arlington and Xavier, 901
18. Kansas St., 903
19. Missouri, 905
20. Kent St., 909
21. Colorado, 911
22. Nebraska, 923
23. Siena, 928
24. Eastern Ky., 929
25. Cleveland St., 934
26. Princeton, 943
27. St. Francis (PA), 944

East Regional at Orlando, Fla. - Lake Nona Golf and Country Club, May 18-20

1. Wake Forest, 864
2. Georgia, 865
3. Texas Tech, 873
4. North Carolina, 874
5. (tie) Charlotte and Coastal Caro., 877
7. UCLA, 878
8. Auburn, 879
9. South Carolina, 881
10. UNLV, 884
11. (tie) Georgia St., Ga. Southern, and Indiana, 891
14. Florida St., 893
15. (tie) Jacksonville and Southern California, 895
17. Notre Dame, 897
18. Tennessee, 901
19. Rhode Island, 907
20. (tie) Maryland and Western Ill., 915
22. Liberty, 917
23. George Washington, 922
24. Wichita St., 923
25. Richmond, 928
26. Binghamton, 942
27. Army West Point, 957

West Regional at Tucson, Ariz. - OMNI Tucson National, May 18-20

1. (tie) Arizona and Florida, 827
3. (tie) Arizona St. and Washington, 840
5. NC State, 845
6. (tie) BYU and Loyola Marymount, 847
8. ETSU, 849

9. (tie) Nevada and Pepperdine, 851
11. New Mexico St., 856
12. (tie) Fresno St. and New Mexico, 858
14. (tie) Alabama and Stanford, 860
16. UC Irvine, 861
17. (tie) Houston and San Diego St., 862
19. Cal Poly, 866
20. Baylor, 868
21. Santa Clara, 876
22. (tie) Denver and Louisville, 880
24. Western Kentucky, 882
25. San Diego, 892
26. Bucknell, 909
27. Jackson St., 910

2007

Central Regional at Sugar Grove, Ill. - Rich Harvest Farms, May 17-19

1. Tulsa, 895
2. Alabama, 898
3. Louisville, 899
4. Lamar University, 900
5. Tennessee, 904
6. Oklahoma St., 906
7. Texas Tech, 907
8. Michigan St., 915
9. Texas, 916
10. (tie) Minnesota and Texas A&M, 918
12. Wisconsin, 919
13. Northwestern, 920
14. Illinois St., 924
15. Louisiana, 925
16. (tie) Western Illinois and Wichita St., 930
18. Baylor, 937
19. Purdue, 939
20. Colorado, 940
21. (tie) Nebraska and Oklahoma, 943
23. SMU, 945
24. Kansas, 947
25. TCU, 958
26. Siena, 996
27. Texas Southern, 1028

East Regional at Alpharetta, Ga. - The Golf Club of Georgia, May 17-19

1. Georgia, 855
2. (tie) Auburn, Florida and Georgia Tech, 867
5. Florida St., 873
6. Duke, 874
7. Charlotte, 875
8. North Carolina, 877
9. Georgia St., 880
10. (tie) Clemson and Coastal Caro., 884
12. Virginia Tech, 888
13. UCF, 890
14. UAB, 898
15. Eastern Mich. 899
16. Penn St., 901
17. Ole Miss, 903
18. Jacksonville St., 908
19. Chattanooga, 910
20. Maryland, 912
21. St. John's, 923

22. Old Dominion, 926
23. Louisiana, 937
24. (tie) Hartford and Rhode Island, 940
26. Boston College, 947
27. Longwood, 951

West Regional at Tempe, Arizona, May 17-19

1. South Carolina, 820
2. UCLA, 822
3. (tie) Arizona St. and Southern California, 824
5. Vanderbilt, 826
6. Arizona, 828
7. Stanford, 831
8. New Mexico, 833
9. (tie) ETSU, Oregon St., and Wake Forest, 839
12. (tie) BYU and Pepperdine, 841
14. Washington, 842
15. California, 843
16. (tie) Colorado St. and UNLV, 844
18. Augusta, 847
19. Oregon, 857
20. Nevada, 861
21. Denver, 862
22. UC Irvine, 863
23. Penn, 865
24. San Diego St., 884
25. Detroit Mercy, 887
26. Bucknell, 893
27. Monmouth, 908

2008

Central Regional at Columbus, Ohio - Ohio State University Scarlet Course, May 15-17

1. Wake Forest, 879
2. Oklahoma St., 889
3. Illinois, 891
4. (tie) Florida and Louisville, 894
6. Alabama, 896
7. Texas A&M, 897
8. (tie) Kent St. and Penn St., 898
10. Indiana, 901
11. Tennessee, 902
12. (tie) Eastern Ky and Michigan, 904
14. Eastern Mich., 906
15. Georgia Tech, 908
16. (tie) Lamar University and Ohio St., 911
17. Colorado, 912
18. (tie) Arkansas, TCU, and Wichita St., 914
21. UT Arlington, 916
22. Cleveland St., 926
23. Marquette, 930
24. Baylor, 939
25. Sacred Heart, 950
26. Loyola Chicago, 953

East Regional at Chattanooga, Tenn. - Council Fire Golf Club, May 15-17

1. Georgia, 811
2. Augusta, 832
3. UC Irvine, 836

4. Mississippi St., 838
5. UAB, 839
6. Auburn, 840
7. Charlotte, 844
8. ETSU, 845
9. Middle Tenn. St., 846
10. Virginia, 849
11. Michigan St., 851
12. (tie) Chattanooga and New Mexico St., 853
14. NC State, 855
15. Virginia, 858
16. South Carolina, 859
17. Georgia St., 861
18. North Florida, 862
19. Duke, 863
20. (tie) Memphis and Western Caro., 864
22. Coastal Caro., 865
23. (tie) Colorado St. and SMU, 866
25. Ole Miss, 871
26. Western Ill., 875
27. Jackson St., 948

West Regional at Bremerton, Wash. - Gold Mountain Golf Club, May 15-17

1. Southern California, 862
2. Oregon, 864
3. Clemson, 867
4. Washington, 874
5. UCLA, 876
6. Stanford, 878
7. St. Mary's (CA), 884
8. Arizona St., 885
9. (tie) Pepperdine, San Diego St., and Texas, 888
12. Texas Tech, 889
13. Oklahoma, 892
14. Wisconsin, 894
15. North Carolina, 895
16. Oregon St., 898
17. Kentucky, 900
18. Kansas St., 902
19. UCF, 903
20. California, 904
21. Florida St., 914
22. LSU, 916
23. Denver, 919
24. UNLV, 920
25. San Diego, 927
26. Navy, 931
27. Columbia, 950

2009

Central Regional at Bowling Green, Ky. - The Club at Olde Stone, May 14-16

1. UCLA, 863
2. Washington, 870
3. (tie) Georgia Tech and Ohio St., 880
5. Duke, 881
6. (tie) Louisville, NC State, and Ole Miss, 885
9. Middle Tenn. St., 886
10. Vanderbilt, 889
11. ETSU, 897

12. Cleveland St., 920
13. Austin Peay, 948
14. Bucknell, 952

Northeast Regional at Galloway Twp., N.J. - Galloway National Golf Club, May 14-16

1. Alabama, 874
2. Tennessee, 878
3. Illinois, 887
4. Virginia, 889
5. Wake Forest, 890
6. Colorado St., 896
7. Minnesota, 905
8. Kent St., 906
9. Clemson, 908
10. Penn St., 910
11. Coastal Caro., 915
12. VCU, 941
13. Sacred Heart, 946
14. Columbia, 998

South Central Regional At Stillwater, Okla. - Karsten Creek Golf Club, May 14-16

1. Oklahoma St., 881
2. Arkansas, 903
3. Chattanooga, 907
4. (tie) Northwestern and TCU, 914
6. LSU, 917
7. Baylor, 920
8. Wichita St., 925
9. (tie) Denver and Tulsa, 936
11. Michigan St., 937
12. Pepperdine, 941
13. Oral Robert, 969

Southeast Regional at Sorrento, Fla. - RedTail Golf Club, May 14-16

1. UCF, 818
2. (tie) Arizona, Georgia, and South Carolina, 829
5. Iowa, 837
6. Georgia St., 843
7. (tie) Charlotte and Florida St., 844
9. Kentucky, 845
10. Georgia So., 847
11. Augusta, 854
12. Indiana, 855
13. Campbell, 862
14. Loyola Maryland, 888

Southwest Regional at Austin, Texas - The University of Texas Golf Club, May 14-16

1. Florida, 874
2. Texas Tech, 876
3. Texas, 877
4. Stanford, 887
5. Michigan, 888
6. Lamar University, 891
7. UNLV, 892
8. UT Arlington, 893
9. California, 896
10. Mississippi St., 901

11. New Mexico St., 909
12. Virginia Tech, 910
13. Jackson St., 992

West Regional at Daly City, Calif. - Lake Merced Golf Club, May 14-16

1. Arizona St., 828
2. Oregon, 837
3. Texas A&M, 840
4. San Diego, 849
5. Southern California, 853
6. New Mexico, 854
7. San Diego St., 857
8. San Francisco, 863
9. Colorado, 864
10. Oregon St., 868
11. UC Irvine, 870
12. Kansas St., 872
13. UC Davis, 873

2010

Central Regional at South Bend, Ind. - Warren Golf Course, May 20-22

1. Stanford, 830
2. Florida St., 834
3. Florida, 838
4. Duke, 839
5. LSU, 847
6. (tie) Iowa, Michigan, and Northwestern, 848
9. Indiana, 850
10. Virginia Tech, 855
11. NC State, 859
12. Detroit Mercy, 871
13. Murray St., 879
14. Saint Francis (PA), 910

East Regional at New Haven, Conn. - Yale Golf Club, May 20-22

1. (tie) Kent St. and Texas, 835
3. UCLA, 836
4. Penn St., 837
5. Virginia, 843
6. (tie) Charlotte and ETSU, 844
8. South Carolina, 846
9. Alabama, 850
10. UNCW, 851
11. Southeastern La., 856
12. Vanderbilt, 858
13. Columbia, 880
14. Lafayette, 900

South Central Regional at Bryan, Texas - Traditions Golf Club, May 20-22

1. Texas Tech, 851
2. Texas A&M, 852
3. TCU, 858
4. North Florida, 859
5. (tie) Baylor and Georgia, 869
7. Pepperdine, 877
8. Tusa, 879
9. (tie) Auburn and Wichita St., 880
11. Rice, 889
12. North Carolina, 910

- Georgetown, 915
- Jackson St., 983

Southeast Regional at Atlanta, Ga. - Capital City Club, May 20-22

- Oklahoma St., 841
- Clemson, 843
- Georgia Tech, 845
- (tie) Arizona St. and Ga. Southern, 863
- BYU, 864
- South Alabama, 866
- Arkansas, 867
- Wake Forest, 869
- Mississippi, 873
- Coastal Caro. and Furman, 874
- Towson, 877

Southwest Regional At Santee, Calif. - Carlton Oaks Golf Club, May 20-22

- Oregon, 870
- Augusta, 880
- (tie) California, Tennessee, and UNLV, 886
- UCF, 893
- New Mexico St., 895
- (tie) San Diego St. and UC Irvine, 899
- (tie) Arizona and Missouri, 908
- Chattanooga, 912
- Oral Roberts, 923

West Regional at Bremerton, Wash. - Olympic Course at Gold Mountain, May 20-22

- Washington, 844
- Southern California, 873
- San Diego, 874
- Oregon St., 876
- Illinois, 877
- Middle Tenn. St., 879
- Eastern Mich. 880
- Colorado St., 881
- VCU, 885
- (tie) New Mexico and SMU, 888
- Loyola Maryland, 904
- Fresno St., 914

2011

Arizona Regional at Tucson, Ariz. - OMNI Tucson National, May 19-21

- San Diego St., 833
- Texas A&M, 840
- California, 843
- (tie) Arizona and Pepperdine, 844
- Washington, 845
- Oregon ST., 849
- UC Davis, 853
- Texas Tech, 858
- Liberty, 860
- Purdue, 873
- UT Arlington, 876
- Army West Point, 882
- Loyola Maryland, 903

Colorado Regional at Erie, Colo. - Colorado National Golf Club, May 19-21

- Oklahoma St., 833
- Colorado St., 851
- Northwestern, 855
- (tie) Arizona St. and Georgia, 857
- TCU, 858
- Clemson, 859
- Auburn, 861
- Chattanooga, 863
- Denver, 873
- San Jose St., 874
- New Mexico St., 878
- North Florida, 893

Florida Regional at Ocala, Fla. - Golden Ocala, May 19-21

- Florida, 846
- Augusta, 852
- Kennesaw St., 853
- NC State, 855
- Arkansas, 856
- Missouri, 858
- Baylor, 859
- Georgia So., 860
- Notre Dame, 865
- (tie) Oregon, Southeastern La. and UCF, 873
- Jacksonville St., 904
- Jackson St., 943

Indiana Regional at Zionsville, Ind. - Wolf Run Golf Club, May 19-21

- Michigan, 841
- Illinois, 843
- Alabama, 847
- (tie) Iowa and Tennessee, 865
- Stanford, 869
- Charlotte, 875
- (tie) Florida St., Indiana, and Wake Forest, 882
- Memphis, 893
- Wichita St., 906
- UMKC, 908
- Sacred Heart, 949

San Diego Regional at Sante Fe, Calif. - The Farms Golf Club, May 19-21

- UCLA, 854
- Southern California, 857
- San Diego, 864
- Ohio St., 865
- Texas, 873
- SMU, 875
- Pacific, 878
- San Francisco, 883
- North Texas, 884
- Middle Tenn. St., 887
- Tulsa, 891
- UNLV, 897
- Cleveland St., 909

Virginia Tech Regional at Radford, Va. - Pete Dye River Course of Virginia Tech, May 19-21

- Duke, 865
- Georgia Tech, 869
- Oklahoma, 875
- LSU, 880
- Kent St., 893
- Virginia Tech, 896
- Coastal Caro., 898
- Virginia, 900
- East Carolina, 906
- Ole Miss, 916
- UNCW, 918
- Lamar University, 921
- Yale, 923

2012

Central Regional at Ann Arbor, Mich. - University of Michigan Golf Course, May 17-19

- Southern California, 841
- Oregon, 842
- Kent St., 844
- Virginia, 846
- TCU, 849
- (tie) NC State and Notre Dame, 859
- Oklahoma St., 863
- Kennesaw St., 868
- Purdue, 875
- Baylor, 882
- Ohio St., 895
- Navy, 931

East Regional at Greensboro, N.C. - Grandover Resort and Conference Center, May 17-19

- Liberty, 868
- Florida, 871
- Auburn, 874
- Lamar University, 877
- Tulsa, 878
- Duke, 881
- SMU, 883
- UNLV, 888
- Indiana, 894
- Texas Tech, 895
- Charlotte, 907
- Louisiana, 916
- (tie) George Washington and Mt. St. Mary's, 928

South Central Regional at Bowling Green, Ky. - The Club at Olde Stone, May 17-19

- Chattanooga, 859
- Texas A&M, 860
- UCLA, 863
- Virginia Tech, 874
- Memphis, 876
- Arkansas, 879
- North Texas, 880
- Northwestern, 881
- (tie) Colorado St. and Iowa St., 886

11. Clemson, 887
12. Jacksonville St., 909
13. Penn, 926
14. Alabama St., 970

Southeast Regional at Athens, Ga. - University of Georgia Golf Course, May 17-19

1. Alabama, 828
2. East Carolina, 853
3. North Florida, 858
4. Georgia, 864
5. Iowa, 866
6. New Mexico, 867
7. Augusta, 870
8. Long Beach St., 872
9. (tie) Houston and UNCW, 874
11. Wake Forest, 880
12. UT Arlington, 884
13. Loyola Maryland, 910

Southwest Regional at Norman, Okla. - Jimmie Austin OU Golf Club, May 17-19

1. Washington, 860
2. Texas, 864
3. (tie) Florida St. and Illinois, 871
5. Oklahoma, 874
6. Georgia Tech, 883
7. St. Mary's (CA), 892
8. South Carolina, 895
9. (tie) Arizona and San Diego, 895
11. Sacramento St., 903
12. IUPUI, 915
13. Middle Tenn. St., 922
14. Loyola Chicago, 944

West Regional at Stanford, Calif. - Stanford Golf Course, May 17-19

1. California, 815
2. San Diego St., 821
3. UAB, 830
4. Stanford, 832
5. UCF, 835
6. Tennessee, 837
7. (tie) Oregon St. and San Francisco, 839
9. Wichita St., 842
10. LSU, 848
11. San Jose St., 854
12. UC Davis, 857
13. Southeastern La., 866

2013

Baton Rouge Regional at Baton Rouge, La. - The University Club, May 16-18

1. Alabama, 868
2. Florida, 874
3. LSU, 890
4. Tennessee, 892
5. Coastal Caro., 894
6. (tie) Houston and South Alabama, 896
8. Northwestern, 907
9. UAB, 908

10. Mississippi St., 909
11. Wichita St., 920
12. Southeastern La., 925
13. Houston Baptist, 933

Columbus Regional at Columbus, Ohio - Ohio State University Scarlet Course, May 16-18

1. New Mexico, 870
2. (tie) Auburn and South Carolina, 872
4. UNLV, 878
5. Texas Tech, 879
6. Virginia, 882
7. Stanford, 884
8. Missouri, 886
9. (tie) Charlotte and Chattanooga, 889
11. San Francisco, 893
12. Georgia So., 915
13. Valparaiso, 927

Fayetteville Regional at Fayetteville, Ark. - Blessings Golf Club, May 16-18

1. Illinois, 863
2. Arkansas, 866
3. Texas, 880
4. Oklahoma St., 882
5. Kent St., 892
6. SMU, 895
7. Tulsa, 908
8. Colorado, 911
9. UNCW, 916
10. Kentucky, 917
11. Liberty, 919
12. UMKC, 924
13. Indiana, 931
14. Alabama St., 969

Pullman Regional at Pullman, Wash. - Palouse Ridge, May 16-18

1. California, 821
2. TCU, 841
3. St. Mary's (CA), 842
4. Southern California, 844
5. (tie) Ball St. and San Diego St., 856
7. Pacific, 858
8. BYU, 859
9. Memphis, 860
10. (tie) Baylor and Virginia Tech, 861
12. North Texas, 865
13. Princeton, 879
14. Saint Francis (PA), 927

Tallahassee Regional at Tallahassee, Fla. - Golden Eagle Country Club, May 16-18

1. North Florida, 830
2. Washington, 833
3. Florida St., 836
4. Georgia Tech, 849
5. (tie) Oklahoma and South Fla., 854
7. Oregon St., 855
8. Oregon, 856
9. NC State, 874
10. Wake Forest, 878

11. Iowa, 883
12. San Diego, 890
13. Loyola Maryland, 892

Tempe Regional at Tempe, Ariz. - Karsten Golf Course, May 16-18

1. UCLA, 810
2. (tie) Georgia and UCF, 827
4. Texas A&M, 829
5. Arizona St., 832
6. New Mexico St., 840
7. (tie) Austin Peay and Duke, 850
9. North Carolina, 852
10. (tie) Kennesaw St. and Vanderbilt, 854
12. (tie) Arizona and Clemson, 859
14. Lehigh, 892

2014

Auburn Regional at Auburn, Ala. - Auburn University Club, May 15-17

1. Alabama, 853
2. Kennesaw St., 875
3. Auburn, 878
4. Virginia Tech, 882
5. Texas, 884
6. New Mexico, 885
7. (tie) BYU and UNCG, 886
9. (tie) Louisville and UC Davis, 888
11. Sam Houston St., 889
12. Colorado, 901
13. Alabama St., 913
14. St. John's (NY), 918

Columbia Regional at Columbia, Mo. - The Club at Old Hawthorne, May 15-17

1. Oklahoma St., 831
2. Arkansas, 836
3. Missouri, 837
4. (tie) Iowa St. and LSU, 849
6. Arizona St., 858
7. Virginia, 864
8. San Diego St., 866
9. Iowa, 869
10. Denver, 884
11. Middle Tenn., 885
12. Ohio St., 887
13. Loyola Maryland, 888
14. Bryant, 928

Eugene Regional at Eugene, Ore. - Eugene Country Club, May 15-17

1. Stanford, 853
2. Oregon, 854
3. Oklahoma, 860
4. Houston, 875
5. South Carolina, 880
6. (tie) Chattanooga and North Florida, 885
8. (tie) ETSU and Liberty, 889
10. Baylor, 893
11. Tennessee, 894
12. Wichita St., 911
13. Northern Colo., 922

**Raleigh Regional at Raleigh, N.C.
- Lonnie Poole Golf Course, May
15-17**

1. Georgia Tech, 825
2. Washington, 852
3. Texas A&M, 849
4. Kentucky, 856
5. Florida St., 860
6. Texas Tech, 864
7. Wake Forest, 869
8. Mercer, 870
9. Minnesota, 872
10. Memphis, 873
11. South Alabama, 878
12. Rice, 886
13. Bethune-Cookman, 897

**San Antonio Regional at San
Antonio, Texas - Briggs Ranch Golf
Course, May 15-17**

1. Georgia, 853
2. Georgia St., 866
3. Vanderbilt, 867
4. SMU, 868
5. UCLA, 869
6. TCU, 871
7. UCF, 872
8. Georgia So., 880
9. Col. of Charleston
10. South Fla., 887
11. VCU, 892
12. Columbia, 897
13. Northwestern, 916

**Sugar Grove Regional at Sugar
Grove, Ill. - Rich Harvest Farms, May
15-17**

1. Illinois, 880
2. UAB, 882
3. Purdue, 894
4. (tie) California and Southern California, 896
6. Clemson, 898
7. Kent St., 900
8. Jacksonville St., 907
9. UNLV, 912
10. Cleveland St., 920
11. Cal St. Fullerton, 937
12. Mississippi St., 939
13. New Mexico St., 945
14. Saint Peter's, 990

2015

**Bremerton Regional at Bremerton,
Wash. - Olympic Course at Gold
Mountain, May 15-17**

1. UAB, 843
2. South Carolina, 845
3. Southern California, 847
4. (tie) TCU and Washington, 854
6. Baylor, 862
7. Michigan, 863
8. Iowa St., 869
9. (tie) UC Davis and VCU, 870
11. Pepperdine, 880

12. Sam Houston St., 883
13. Cleveland St., 891
14. South Dakota, 898

**Chapel Hill Regional at Chapel Hill,
N.C. - UNC Finley Golf Course, May
15-17**

1. Charlotte, 845
2. Stanford, 850
3. (tie) Florida and Florida St., 853
5. Clemson, 859
6. Kennesaw St., 866
7. McNeese St., 867
8. North Carolina, 870
9. Augusta, 871
10. Wake Forest, 874
11. Penn St., 879
12. Loyola Maryland, 891
13. Miami (OH), 897

**Lubbock Regional at Lubbock, Texas
- The Rawls Course, May 15-17**

1. Texas, 830
2. Texas Tech, 834
3. Duke, 844
4. Auburn, 845
5. Houston, 847
6. Purdue, 847
7. California, 848
8. Louisville, 852
9. Southeastern La., 856
10. UC Irvine, 865
11. North Florida, 870
12. Georgia St., 871
13. Charleston So., 890

**New Haven Regional at New Haven,
Conn. - The Course at Yale, May
15-17**

1. South Fla., 826
2. San Diego St., 840
3. Oklahoma St., 842
4. Vanderbilt, 844
5. LSU, 849
6. (tie) Iowa and NC State, 850
8. Ohio St., 852
9. North Texas, 855
10. Troy, 856
11. Arkansas, 871
12. Col. of Charleston, 873
13. Robert Morris, 879
14. Saint Peter's, 907

**Noblesville Regional at Noblesville,
Ind. - Sagamore Golf Club, May
15-17**

1. (tie) Illinois and SMU, 860
3. UNLV, 863
4. UCLA, 869
5. Oregon, 871
6. Colorado, 879
7. Alabama, 882
8. Virginia Tech, 894
9. East Carolina, 895
10. Georgia So., 902

11. Marquette, 904
12. New Mexico St., 906
13. Alabama St., 911
14. Penn, 929

**San Diego Regional at Rancho Santa
Fe, Calif. - The Farms Golf Club, May
15-17**

1. Oklahoma, 843
2. Arizona St., 863
3. Georgia Tech, 869
4. Georgia, 870
5. Virginia, 874
6. Wichita St., 876
7. ETSU, 880
8. St. Mary's (CA), 882
9. New Mexico, 886
10. (tie) Idaho and San Diego, 889
12. Ole Miss, 891
13. Eastern Ky., 902

2016

**Albuquerque Regional at
Albuquerque, N.M. - University of
New Mexico Championship Course,
May 16-18**

1. Arizona St., 876
2. TCU, 888
3. Southern California, 895
4. South Fla., 899
5. (tie) San Diego St. and Texas A&M, 904
7. (tie) New Mexico and Texas Tech, 907
9. Liberty, 923
10. Iowa, 925
11. NC State, 929
12. (tie) Army West Point and Cleveland St., 941
14. Wagner, 967

**Franklin Regional at Franklin, Tenn. -
Vanderbilt Legends Club, May 16-18**

1. Texas, 819
2. Vanderbilt, 830
3. (tie) Houston and LSU, 839
5. Virginia, 842
6. Washington, 843
7. Kennesaw St., 847
8. East Carolina, 849
9. Pepperdine, 863
10. Michigan, 872
11. Troy, 876
12. Georgetown, 877
13. UT Martin, 878

**Kohler Regional at Kohler, Wis. -
Blackwolf Run, May 16-18**

1. Illinois, 853
2. (tie) Arkansas and Florida, 857
4. (tie) Baylor and Florida St., 858
6. Idaho, 864
7. (tie) ETSU and Memphis, 869
9. Penn St., 874
10. UCLA, 876
11. South Dakota St., 879

- Kent St., 881
- Campbell, 903

Stillwater Regional at Stillwater, Okla. - Karsten Creek Golf Club, May 16-18

- Oklahoma St., 871
- Oklahoma, 890
- Clemson, 901
- Louisville, 907
- Purdue, 910
- Augusta, 912
- Northwestern, 922
- (tie) Duke, McNeese St., and Michigan St., 924
- Tennessee, 926
- UMKC, 930
- VCU, 939
- Alabama St., 977

Tucson Regional at Marana, Ariz. - The Gallery at Dove Mountain, May 16-18

- Stanford, 833
- Oregon, 847
- UAB, 857
- California, 862
- Wake Forest, 863
- UC Riverside, 866
- (tie) Georgia Tech and North Florida, 867
- St. Mary's (CA), 879
- North Texas, 887
- Georgia St., 891
- Louisiana Tech, 897
- North Carolina, 917
- Siena College, 951

Tuscaloosa Regional at Tuscaloosa, Ala. - Ol' Colony Golf Course, May 16-18

- Georgia, 848
- South Carolina, 852
- Alabama, 857
- Kentucky, 858
- Auburn, 867
- UNLV, 875
- Col. of Charleston, 887
- (tie) Colorado and Lipscomb, 890
- Kansas, 914
- Charleston So., 916
- Harvard, 922
- Southern Ill., 923

2017

Austin Regional at Austin, Texas - The University of Texas Golf Club, May 15-17

- Oklahoma St., 839
- Texas, 841
- Iowa St., 845
- Ole Miss, 854
- Arizona St., 859
- Wake Forest, 863
- NC State, 864

- Col. of Charleston, 875
- Kansas, 876
- McNeese St., 877
- (tie) Georgia So. and Liberty, 879
- Wichita St., 887
- Saint Peter's, 944

Baton Rouge Regional at Baton Rouge, La. - The University Club, May 15-17

- LSU, 866
- Duke, 874
- Oregon, 880
- Virginia, 881
- Jacksonville, 883
- Northwestern, 883
- Kentucky, 884
- Arkansas, 893
- Georgia St., 906
- (tie) Iowa and South Fla., 913
- Jacksonville St., 920
- Loyola Maryland, 930
- Alabama St., 1015

College Grove Regional at College Grove, Tenn. - The Grove Club, May 15-17

- UCF, 863
- (tie) Clemson, Kennesaw St. and Vanderbilt, 865
- Lipscomb, 869
- (tie) Middle Tenn. St. and Troy, 877
- Missouri, 878
- Texas Tech, 883
- Georgia, 887
- TCU, 895
- ETSU, 903
- Harvard, 909

Stanford Regional at Stanford, Calif. - Stanford Golf Course, May 15-17

- (tie) Baylor and Stanford, 823
- Pepperdine, 835
- Oklahoma, 837
- North Carolina, 843
- Georgia Tech, 844
- North Florida, 845
- BYU, 852
- Ohio St., 866
- Houston, 867
- UC Santa Barbara, 874
- Sacramento St., 888
- South Dakota St., 899

Washington Regional at Shammamish, Wash. - Aldarra Golf Club, May 15-17

- Southern California, 849
- Kent St., 855
- (tie) Alabama and Florida St., 862
- Penn St., 863
- Texas A&M, 867
- Washington, 869
- San Diego St., 882
- UTEP, 884

- Michigan, 886
- Michigan St., 896
- Seattle U. U., 897
- Marquette, 899
- Bryant, 953

West Lafayette Regional at West Lafayette, Ind. - Kampen Golf Course, May 15-17

- UNLV, 872
- Auburn, 875
- Illinois, 878
- New Mexico, 880
- Purdue, 882
- (tie) Augusta and St. Mary's (CA), 885
- Florida, 891
- South Carolina, 895
- Campbell, 903
- Richmond, 906
- Colorado, 910
- Cleveland St., 914

2018

Bryan Regional at Bryan, Texas - Traditions Club, May 14-16

- Texas A&M, 837
- Clemson, 846
- Baylor, 857
- UCLA, 866
- Kentucky, 874
- Ole Miss, 877
- South Carolina, 882
- Mississippi State, 885
- UNCW, 886
- Northern Colorado, 894
- Georgia, 897
- Bradley University, 901
- San Francisco, 904

Columbus Regional at Columbus, Ohio - Ohio State University Fold Club, May 14-16

- Oklahoma State, 844
- Illinois, 852
- UNLV, 867
- Northwestern, 868
- Texas Tech, 870
- Penn State, 877
- Michigan State, 884
- Wake Forest, 887
- Louisville, 898
- (tie) Tennessee and Jacksonville, 900
- Yale, 914
- Cleveland State, 929

Norman Regional at Norman, Okla. - Jimmie Austin Golf Club, May 14-16

- Oklahoma, 850
- (tie) Brigham Young and North Florida, 851
- (tie) Auburn and Arkansas, 861
- Florida State, 862
- Virginia, 863
- Pepperdine, 864
- Nevada, 867

- San Diego State, 870
- UMKC, 881
- Sam Houston State, 888
- Navy, 921
- Prairie View A&M, 943

Pacific Regional at Stockton, Calif. - Reserve at Spanos Park, May 14-16

- Kansas, 844
- Stanford, 845
- Iowa State, 847
- Alabama, 849
- Oregon, 852
- LSU, 857
- Colorado, 862
- TCU, 865
- South Carolina, 867
- UNCG, 869
- UC Irvine, 872
- Kennesaw State, 878
- North Dakota State, 886

Raleigh Regional at Raleigh, N.C. - Lonnie Poole Golf Club, May 14-16

- Texas, 813
- Duke, 830
- NC State, 831
- Augusta, 832
- Arizona State, 834
- Georgia Tech, 835
- Middle Tennessee St., 836
- (tie) Liberty and Missouri, 840
- California, 845
- Santa Clara, 846
- Campbell, 848
- Davidson College, 977
- Iona College, 904

Reunion/Kissimmee Regional at Reunion, Fla. - Reunion Resort, May 14-16

- Florida, 822
- UCF, 834
- Vanderbilt, 842
- North Carolina, 843
- Kent State, 844
- Arizona, 846
- Colorado State, 848
- South Florida, 852
- Purdue University, 853
- Coastal Carolina, 859
- St. Mary's (CA), 863
- Jacksonville State, 872
- Georgetown, 882
- Central Connecticut, 895

2019

Athens Regional at Athens, Georgia - University of Georgia Golf Club, May 13-15

- Georgia, 844
- Duke, 851
- Vanderbilt, 853
- SMU, 868

- Liberty, 870
- Tennessee, 873
- Nevada, 875
- Memphis, 877
- Kentucky, 880
- Campbell, 883
- Alabama, 891
- UNCW, 895
- Princeton, 920

Austin Regional at Austin, Texas - The University of Texas Golf Club, May 13-15

- Texas, 827
- TCU, 847
- Clemson, 851
- Pepperdine, 858
- Southern California, 860
- Arkansas, 865
- Iowa, 870
- Marquette, 880
- San Jose St., 888
- UMKC, 890
- St. Mary's (CA), 891
- Sam Houston St., 896
- Army, 910
- Prairie View A&M, 924

Louisville Regional at Simpsonville, Ky. - U of L Golf Club, May 13-15

- Oklahoma St., 838
- Auburn, 842
- Baylor, 845
- Louisville, 859
- North Florida, 860
- West Virginia, 862
- Mississippi St., 866
- Iowa St., 867
- Arizona, 869
- Southern Ill., 877
- Arkansas St., 878
- New Mexico, 881
- Jacksonville St., 886

Myrtle Beach Regional at Murrells Inlet, S.C. - TPC of Myrtle Beach, May 12-15

- Illinois, 839
- Ohio St., 844
- Wake Forest, 849
- California, 850
- UNLV, 856
- Florida St., 857
- Oregon, 863
- Northwestern, 864
- Texas Tech, 865
- Oregon St., 882
- Cal St.-Fullerton, 887
- Middle Tennessee St., 892
- Robert Morris (PA), 908

Pullman Regional at Pullman, Wash. - Palouse Ridge, May 13-15

- Texas A&M, 807
- BYU, 809

- Oklahoma, 810
- Georgia Tech, 818
- South Carolina, 819
- Colorado St., 819
- Michigan St., 828
- UCLA, 829
- Kent St. 832
- Florida, 832
- Purdue, 832
- Northern Colorado, 839
- Wright St., 889
- Iona College, 902

Stanford Regional at Stanford, Calif. - Stanford Golf Course, May 13-15

- Stanford, 817
- Arizona St., 829
- North Carolina, 829
- Georgia Southern, 834
- LSU, 842
- Ole Miss, 843
- Virginia, 847
- South Florida, 849
- NC State, 849
- Kansas, 852
- UNCG, 858
- Denver, 872
- Augusta, 876

2020

Competition Canceled - COVID-19

INDIVIDUAL AWARDS

ALL-AMERICANS

1989

First Team

Robert Gamez, Arizona
Doug Martin, Oklahoma
Phil Mickelson, Arizona St.
Chris Patton, Clemson
Matt Peterson, Georgia
Steve Stricker, Illinois
David Toms, LSU
Kevin Wentworth, Oklahoma St.

Second Team

David Bishop, UTEP
Randy Bridge,
Barry Fabian, Wake Forest
Matthew Lane, Oklahoma
Greg Leshner,
John Lindberg, Colorado
Kevin Johnson, Clemson
David Sutherland, Fresno St.

Third Team

Richie Bryant, Ga. Southern
Chris Dimarco, Florida
Mike Heinen, Missouri St.
Per Johansson, Arizona St.
Bob May, Oklahoma St.
Tony Mollica, Wake Forest
Ted Tryba, Ohio St.
Zoran Zorkie, Houston

1990

First Team

Chris DiMarco, Florida
David Duval, Georgia Tech
Craig Hainline, Oklahoma St.
Dudley Hart, Florida
Phil Mickelson, Arizona St.
Chris Patton, Clemson
Kevin Wentworth, Oklahoma St.
Scott Medlin, Miami

Second Team

Paul Claxton, Georgia
Ben Furth, California
Hub Goyen, UNLV
Per Johansson, Arizona St.
Cliff Kresge, UCF
Jeff Lee, Oklahoma
Terrence Miskell, Augusta
Jason Widener, Duke

Third Team

Pat Bates, Florida
Oswald Drawdy, Clemson
John Karcher, Duke
Jim Lemon, Arizona St.
Bob May, Oklahoma St.
Craig Perks, Southwestern
Omar Uresti, Texas

1991

First Team

David Duval, Georgia Tech
Franklin Langham, Georgia
Shaun Micheel, Indiana
Phil Mickelson, Arizona St.
Christian Pena, Arizona
Warren Schutte, UNLV
Chris Smith, Ohio St.
Kevin Wentworth, Oklahoma St.
David Duval, Georgia Tech

Second Team

David Bishop, UTEP
Jeff Lee, Oklahoma
Kelly Mitchum, NC State
Pat Moore, North Carolina
Perry Moss, LSU
Justin Leonard, Texas
Bryan Pemberton, Southern California
Andrew Rice, UCF

Third Team

David Berganio, Arizona
Brian Bridges, Kent St.
Paul Claxton, Georgia
Brett Dean, Arizona St.
Scott DeSerrano, Oklahoma St.
Nicky Goetze, Clemson
Jimmy Green, Auburn
Craig Hainline, Oklahoma

1992

First Team

Tim Herron, New Mexico
David Kirkpatrick, Alabama
Justin Leonard, Texas
Phil Mickelson, Arizona St.
Deane Pappas, Arkansas
Harry Rudolph, Arizona
Warren Schutte, UNLV

Second Team

Alan Bratton, Oklahoma St.
Todd Demsey, Arizona St.
Todd Fischer, San Francisco
Jimmy Johnston, Georgia Tech
Hans Strom-Olson, UCF
Mike Weir, BYU
Manny Zerman, Arizona
Michael Christie, South Carolina

Third Team

Notah Begay, Stanford
David Berganio, Arizona
Christian Cevaer, Stanford
Brett Dean, Arizona St.
Brian Gay, Florida
Jean-Paul Hebert, Texas
Guy Hill, Miami
Mike McCaffrey, North Texas

1993

First Team

David Berganio, Arizona
Todd Demsey, Arizona St.
David Duval, Georgia Tech
Edward Fryatt, UNLV
Brian Gay, Florida
Tim Herron, New Mexico
Justin Leonard, Texas
Chris Tidland, Oklahoma St.
Manny Zerman, Arizona

Second Team

Joe Acosta, Fresno St.
Stewart Cink, Georgia Tech
Marco Gortana, Texas A&M
Nicky Goetze, Clemson
Joey Gullion, Minnesota
Guy Hill, Florida
Kelly Mitchum, NC State
Warren Schutte, UNLV

Third Team

Steve Burdick, Stanford
Bob Kalinowski, Colorado
Jack O'Keefe, Arkansas
Chris Riley, UNLV
Curt Sanders, Ohio St.
Taylor Tipton, Texas
Jon Veneziano, Hartford
David White, Arkansas

1994

First Team

Alan Bratton, Oklahoma St.
Bobby Cochran, Florida St.
Kris Cox, Oklahoma St.
Todd Demsey, Arizona St.
Patrick Lee, Oklahoma
Justin Leonard, Texas
Chris Riley, UNLV
Bud Still, Arkansas

Second Team

Joe Acosta, Fresno St.
Stewart Cink, Georgia Tech
Craig Cozby, Oklahoma
Eric Frishette, Kent St.
Bobby Kalinowski, Colorado
Casey Martin, Colorado
David Seawall, South Carolina
Chris Stutts, Arizona St.

Third Team

Notah Begay, Stanford
Kory Bowman, Baylor
Edward Fryatt, UNLV
Trip Kuehne, Oklahoma St.
Brad Lehmann, Florida
Kevin Marsh, Pepperdine
Del Ponchak, Maryland
Heath Slocum, South Ala.

1995

First Team

Alan Bratton, Oklahoma St.
Stewart Cink, Georgia Tech
Anthony Rodriguez,
Scott Rowe, Northwestern
Chip Spratlin, Auburn
Iain Steel, Auburn
Chris Tidland, Oklahoma St.
Charlie Wi, California
Tiger Woods, Stanford

Second Team

Notah Begay,
Chris Couch, Florida
Anders Hansen, Houston
Ryan Hietala, UTEP
Christian Raynor,
Chris Riley, UNLV
Chris Wollmann, Ohio St.
Simon Cooke, Abilene Christian

Third Team

Craig Cozby, Oklahoma
Donnie Darr, Oklahoma St.
Todd Demsey, Arizona St.
Dennis Hillman, Tulsa
Trip Kuehne, Oklahoma St.
Ted Purdy, Arizona
Heath Slocum, South Ala.
Bud Still, Arkansas

1996

First Team

Tiger Woods, Stanford
Garrett Willis, ETSU
Brad Elder, Texas
Bud Still, Arkansas
Tim Clark, NC State
Brian Hull, Southern California
Aaron Oberholser, San Jose St.
Heath Slocum, South Ala.

Second Team

Grant Masson, Oklahoma
Leif Westerberg, Oklahoma St.
Randy Leen, Indiana
Graham Davidson, Ole Miss
Ted Purdy, Arizona
Trip Kuehne, Oklahoma
Jay Hobby, Auburn
Robert Floyd, Florida

Third Team

Hank Kuehne, SMU
Charles Warren, Clemson
Brian Bateman, Louisiana St.
Kris Cox, Oklahoma St.
Brian Novoa, Texas Tech
Josh McCumber, Florida
Brian Guetz, Oklahoma St.
Chad Campbell, UNLV

1997

First Team

Richard Coughlan, Clemson
Brad Elder, Texas
Chris Hanell, Arizona St.
Scott Johnson, Arizona St.
Joel Kribel, Stanford
Randy Leen, Indiana
Alberto Ochoa, TCU
Bo Van Pelt, Oklahoma St.
Charles Warren, Clemson

Second Team

Jason Buha, Duke
Tim Clark, NC State
Michael Connell, Mississippi St.
Doug LaBelle, New Mexico
Edward Loar, Oklahoma St.
Scott Rowe, Northwestern
Leif Westerberg, Oklahoma St.
Chris Wollmann, Ohio St.

Third Team

Matt Kuchar, Georgia Tech
Bill Lunde, UNLV
Todd Lynch, Wake Forest
Andy Miller, BYU
Arron Oberholser, San Jose St.
Rory Sabbatini, Arizona
Roger Tambellini, Southern California
Chad Wright, Southern California

1998

First Team

Tim Clark, NC State
J.J. Henry, TCU
Joel Kribel, Stanford
Matt Kuchar, Georgia Tech
James McLean, Minnesota
Bryce Molder, Georgia Tech
Jeremy Parrott, Georgia
Rory Sabbatini, Arizona
Charles Warren, Clemson

Second Team

Jeremy Anderson, UNLV
Paul Casey, Arizona St.
Hunter Haas, Oklahoma
Max Harris, North Carolina
Doug Labelle, New Mexico
Bill Lunde, UNLV
Kyle Voska, Miami (OH)
Hank Kuehne, SMU

Third Team

Ryan Armour, Ohio St.
David Christensen,
Michael Connell, Mississippi St.
Luke Donald, Northwestern
Brad Elder, Texas
Charles Howell, Oklahoma St.
Edward Loar, Oklahoma St.
Andy Miller, Oklahoma St.

1999

First Team

Jeremy Anderson, UNLV
Jonathan Byrd, Clemson
Luke Donald, Northwestern
John Engler, Clemson
David Gossett, Texas
Charles Howell, Oklahoma St.
Ryuji Imada, Georgia
Joel Kribel, Stanford
James McLean, Minnesota
Bryce Molder, Georgia Tech

Second Team

Paul Casey, Arizona St.
Ben Curtis, Kent St.
Michael Kirk, UNLV
Edward Loar, Oklahoma St.
Andy Miller, BYU
Jeff Quinney, Arizona St.
Jamie Rogers, Nebraska
Andy Sanders, Houston
Steve Scott, Florida
Kyle Thompson, South Carolina

Third Team

Jamie Broce, Ball St.
David Christensen, BYU
Wil Collins, New Mexico
Eric Ecker, South Carolina
Hunter Haas, Oklahoma
Max Harris, North Carolina
Troy Kelley, Washington
Michael Morrison, Georgia
D.A. Points, Illinois
Byron Schlagenhaut, UCLA

2000

First Team

Jeremy Anderson, UNLV
Paul Casey, Arizona St.
Jess Daley, Northwestern
Luke Donald, Northwestern
Lucas Glover, Clemson
David Gossett, Texas
Charles Howell, Oklahoma St.
Matt Kuchar, Georgia Tech
Bryce Molder, Georgia Tech
Alex Rocha, Mississippi St.

Second Team

Ricky Barnes, Arizona
Nick Cassini, Georgia
Ben Curtis, Kent St.
John Engler, Clemson
Max Harris, North Carolina
Edward Loar, Oklahoma St.
Martin Maritz, Tulsa
Andy Miller, BYU
Andy Sanders, Houston
Roland Thatcher, Auburn

Third Team

Jonathon Byrd, Clemson
Erik Compton, Georgia
Jamie Elson, Augusta St.

Derek Gillespie, Arizona
Anders Hultman, Oklahoma St.
Ryan King, Fresno St.
Micheal Kirk, UNLV
Jon Mills,
Aaron Pellegrom, Baylor
Ryan Vermeer, Kansas

2001

First Team

Nick Cassini, Georgia
Luke Donald,
John Engler, Clemson
Nick Gilliam, Florida
Lucas Glover, Clemson
Anders Hultman, Oklahoma St.
Matt Jones, Arizona St.
Jon Mills, Kent St.
Bryce Molder, Georgia Tech
Camilo Villegas, Florida
Chris Wisler, ETSU

Second Team

Ricky Barnes, Arizona
Erik Compton, Georgia
Jamie Elson, Augusta St.
David Inglis, Tulsa
Hunter Mahan, Southern California
Graeme McDowell, UAB
Bryant Odom, Georgia
Jeff Quinney, Arizona St.
Kyle Thompson, Southern California
Nick Watney, Fresno St.

Third Team

Bubba Dickerson, Florida
Ryan Hybl, Georgia
Criag Lile, Arkansas
Troy Matteson, Georgia Tech
David Miller, Georgia
Chris Nallen, Arizona
Wilhelm Schauman, Minnesota
David Sanchez, NC State
Jimmy Walker, Baylor
Oliver Wilson, Augusta St.

2002

First Team

Bill Haas, Wake Forest
Ryan Hybl, Georgia
Hunter Mahan, Oklahoma St.
Troy Matteson, Georgia Tech
Graeme McDowell, UAB
D.J. Trahan, Clemson
Camilo Villegas, Florida
Nick Watney, Fresno St.
Lee Williamson, Purdue
Oliver Wilson, Augusta St.

Second Team

Dustin Bray, North Carolina
Bredon de Jonge, Virginia Tech
Kevin Haefner, Auburn
Gregg Jones, Clemson
John Klauk, Texas
Brock Mackenzie, Washington

Kris Mikkelsen, Georgia Tech
David Skinns, Tennessee
Brandt Snedeker, Vanderbilt
Kevin Stadler, Southern California

Third Team

Jason Allred, Pepperdine
Bret Guetz, TCU
Jason Hartwick, Texas
John Holmes, Kentucky
John Kidwell, Oklahoma
Eric Jorgensen, Michigan St.
Justin Smith, Minnesota
Johnson Wagner, Virginia Tech
Justin Walters, NC State
Matt Weibring, Georgia Tech

2003

First Team

Ricky Barnes, Arizona
Dustin Bray, North Carolina
Alejandro Canizares, Arizona St.
Bill Haas, Wake Forest
Brock Mackenzie, Washington
Hunter Mahan, Oklahoma St.
Troy Matteson, Georgia Tech
Chris Nallen, Arizona
Brandt Snedeker, Vanderbilt
D.J. Trahan, Clemson
Nick Watney, Fresno St.

Second Team

Steve Conway, UCLA
Andrew Dahl, Arkansas
Brendon de Jonge, Virginia Tech
Jack Ferguson, Clemson
David Inglis, Tulsa
James Lepp, Illinois
Michael Letzig, New Mexico
Bruce McDonald, Col. of Charleston
Ryan Moore, UNLV
Oliver Wilson, Augusta St.

Third Team

Jason Hartwick, Texas
Matt Hendrix, Clemson
Patrick Nagle, Illinois
Adam Rubinson, TCU
Chris Stroud, Lamar University
Dan Swanson, UTEP
Peter Tomasulo, California
Camilo Villegas, Florida
Justin Walters, NC State
Lee Williams, Auburn

2004

First Team

Peter Tomasulo, California
Matt Every, Florida
Bill Haas, Wake Forest
Jason Hartwick, Texas
John Holmes, Kentucky
Brock Mackenzie, Washington
Chris Nallen, Arizona
Chris Stroud, Lamar University
Camilo Villegas, Florida

Second Team

Jack Ferguson, Clemson
Brad Heaven, Toledo
Matt Hendrix, Clemson
Travis Johnson, UCLA
Anthony Kim, Oklahoma
Spencer Levin, New Mexico
Jeff Overton, Indiana
Michael Putnam, Pepperdine
Chez Reavie, Arizona St.
Casey Wittenberg, Oklahoma St.

Third Team

Chris Baryla, UTEP
Alejandro Canizares, Arizona St.
Martin Laird, Colorado St.
Luke List, Vanderbilt
Nolan Martin, Colorado St.
Adam Meyer, TCU
Aron Price, Ga. Southern
Nathan Smith, Duke
Nicholas Thompson, Georgia Tech
Kane Webber, Colorado

2005

First Team

Ryan Blaum, Duke
Roberto Castro, Georgia Tech
Matt Every, Florida
Anthony Kim, Oklahoma
James Lepp, Washington
Spencer Levin, New Mexico
Ryan Moore, UNLV
Aaron Price, Ga. Southern
Michael Putnam, Pepperdine
Rhys Davies, ETSU
James Lepp, Washington
Pablo Martin, Oklahoma St.

Second Team

Oscar Alvarez, BYU
David Denham, Georgia
Kalle Edberg, Augusta St.
John Holmes, Kentucky
Chris Kirk, Georgia
Tyler Leon, Oklahoma St.
Jeff Overton, Indiana
Chan Song, Georgia Tech
Nicholas Thompson, Georgia Tech
Brendon Todd, Georgia

Third Team

Mark Anderson, South Carolina
Alejandro Canizares, Arizona St.
Dustin Johnson, Coastal Caro.
J.J. Killeen, TCU
Bronson La Cassie, Minnesota
Ross McGowan, Tennessee
Alex Noren, Oklahoma St.
Kyle Riefers, Wake Forest
Zack Robinson, Oklahoma St.
David Skinns, Tennessee

2006

First Team

Ryan Baca, Baylor
Alejandro Cañizares, Arizona St.
Rhys Davies, ETSU
Matt Every, Florida
Oscar Floren, Texas Tech
Billy Horschel, Florida
Dustin Johnson, Coastal Caro.
Chris Kirk, Georgia
Pablo Martin, Oklahoma St.
Jonathan Moore, Oklahoma St.

Second Team

Ryan Blaum, Duke
Jay Choi, New Mexico
Mark Haastrup, Georgia St.
Brian Harman, Georgia
Anthony Kim, Oklahoma
Kyle Reifers, Wake Forest
Brett Stegmaier, Florida
Cameron Tringale, Georgia Tech
Dawie Van Der Walt, Lamar University

Third Team

Andrew Dresser, Texas Tech
Andres Gonzales, UNLV
Rob Grube, Stanford
Kevin Larsen, Georgia Tech
Niklas Lemke, Arizona St.
Stephen Lewton, NC State
Alex Prugh, Washington
Martin Ureta, North Carolina
James Vargas, Florida
Taylor Wood, Southern California

2007

First Team

Rhys Davies, ETSU
Billy Horschel, Florida
Dustin Johnson, Coastal Caro.
Chris Kirk, Georgia
Niklas Lemke, Arizona St.
Jamie Lovemark, Southern California
Kyle Stanley, Clemson
Daniel Summerhays, BYU
Brendon Todd, Georgia
Dawie Van Der Walt, Lamar University

Second Team

Benjamin Alvarado, Arizona St.
Charlie Beljan, New Mexico
Jonas Blixt, Florida St.
Joseph Bramlett, Stanford
Roberto Castro, Georgia Tech
Kevin Chappell, UCLA
Rob Grube, Stanford
Brian Harman, Georgia
Michael Thompson, Alabama
Cameron Tringale, Georgia

Third Team

Bronson Burgoon, Texas A&M
Derek Fathauer, Louisville
Matt Harmon, Michigan St.
Colt Knost, SMU

Lucas Lee, UCLA
Brian Locke, Loyola Marymount
Zack Miller, Stanford
Matthew Savage, Stanford
Joel Sjöholm, Georgia St.
Martin Ureta, North Carolina

2008

First Team

Jonas Blixt, Florida St.
Jorge Campillo, Indiana
Kevin Chappell, UCLA
Rickie Fowler, Oklahoma St.
Rory Hie, Southern California
Sihwan Kim, Stanford
Jamie Lovemark, Southern California
Webb Simpson, Wake Forest
Joel Sjöholm, Georgia St.
Michael Thompson, Alabama

Second Team

Chesson Hadley, Georgia Tech
Russell Henley, Georgia
Jonathan Hodge, Chattanooga
Billy Horschel, Florida
Troy Merritt, Boise St.
Adam Mitchell, Georgia
Gareth Shaw, ETSU
Ryan Spears, Wichita St.
Zack Sucher, UAB
Hudson Swafford, Georgia

Third Team

Jonas Enander Hedin, Charlotte
Harris English, Georgia
Derek Fathauer, Louisville
Erik Flores, UCLA
Aaron Goldberg, San Diego State
Rob Grube, Stanford
Charlie Holland, Texas
Henrik Norlander, Augusta State
Kevin O'Connell, North Carolina
Jurrian van der Vaart, Virginia Tech

2009

First Team

Jorge Campillo, Indiana
Rickie Fowler, Oklahoma St.
Matthew Giles, Southern California
Matt Hill, NC State
Morgan Hoffmann, Oklahoma St.
Billy Horschel, Florida
Kyle Stanley, Clemson
Nick Taylor, Washington
Cameron Tringale, Georgia Tech
Mike Van Sickle, Marquette

Second Team

Blayne Barber, UCF
Bronson Burgoon, Texas A&M
Bud Cauley, Alabama
Erik Flores, UCLA
Brian Harman, Georgia
Russell Henley, Georgia
Scott Langley, Illinois
John Peterson, LSU

Hudson Swafford, Georgia
Steve Ziegler, Stanford

Third Team

Zack Byrd, Coastal Caro.
Harris English, Georgia
Kevin Foley, Penn State
Dustin Garza, Wichita St.
Andrew Landry, Arkansas
Richard Lee, Washington
Trent Leon, Oklahoma St.
Steve Saunders, New Mexico
Darren Wallace, Washington
Drew Weaver, Virginia Tech

2010

First Team

John Chin, UC Irvine
Nils Floren, Texas Tech
Dustin Garza, Wichita St.
Russell Henley, Georgia
Scott Langley, Illinois
Andrea Pavan, Texas A&M
Jonathan Randolph, Mississippi
Nick Taylor, Washington
Peter Uihlein, Oklahoma St.
Diego Velasquez, Oregon St.
Eugene Wong, Oregon

Second Team

Bud Cauley, Alabama
Sean Dale, North Florida
Harris English, Georgia
Morgan Hoffman, Oklahoma St.
Daniel Miernicki, Oregon
Corey Nagy, Charlotte
Henrick Norlander, Augusta St.
Patrick Reed, Augusta St.
Kevin Tway, Oklahoma St.
Chris Ward, Texas Tech

Third Team

George Bryan IV, South Carolina
David Chung, Stanford
Derek Ernst, UNLV
Dylan Frittelli, Texas
Brendan Gielow, Wake Forest
Cody Gribble, Texas
Jesper Kennegard, Arizona St.
Brooks Koepka, Florida St.
Richard Lee, Washington
Chris Williams, Washington

2011

First Team

Patrick Cantlay, UCLA
Bud Cauley, Alabama
Luke Guthrie, Illinois
Morgan Hoffman, Oklahoma St.
John Peterson, Louisiana St.
Patrick Reed, Augusta St.
Kevin Tway, Oklahoma St.
Bank Vongvanij, Florida
James White, Georgia Tech
Andrew Yun, Stanford
Ricardo Gouveia, UCF

John Jackson, Cal. St. Monterey Bay
Jose Joia, UCF

Second Team

Blayne Barber, Auburn
Phillip Choi, Florida
Harris English, Georgia
J.T. Griffin, Georgia Tech
Jeff Karlsson, Kennesaw St.
Henrik Norlander, Augusta St.
Jordan Russell, Texas A&M
Kyle Scott, Georgia Tech
Cory Whitsett, Alabama
Chris Williams, Washington
Aaron Watkins, Kansas St.

Third Team

Andres Echavarria, Florida
Ignacio Elvira, Texas A&M
Nils Floren, Texas Tech
Dylan Frittelli, Texas
Vince India, Iowa
Lion Kim, Michigan
Ben Kohles, Virginia
Gregor Main, UCLA
Jason Milliard, Middle Tenn.
J.J. Spaun, San Diego St.

2012

First Team

Blayne Barber, Auburn
Julien Brun, TCU
Dylan Frittelli, Texas
Stephen Jaeger, Chattanooga
Daniel Miernicki, Oregon
Thomas Pieters, Illinois
Jordan Spieth, Texas
Justin Thomas, Alabama
Chris Williams, Washington
Chris Williams, Washington
Eugene Wong, Oregon

Second Team

Pedro Figueiredo, UCLA
Luke Guthrie, Illinois
Brooks Koepka, Florida St.
Ben Kohles, Virginia
Cheng-Tsung Pan, Washington
J.J. Spaun, San Diego St.
T.J. Vogel, Florida
Cory Whitsett, Alabama

Third Team

Zac Blaire, BYU
Alex Ching, San Diego
Max Homa, California
Joakim Mikkelsen, Baylor
Julian Suri, Duke
Julio Vegas, Texas
James White, Georgia Tech
Peter Williamson, Dartmouth
Bobby Wyatt, Alabama

2013

First Team

Daniel Berger, Florida St.
Julien Brun, TCU
Greg Eason, UCF
James Erkenbeck, New Mexico
Max Homa, California
Michael Kim, California
Cheng-Tsung Pan, Washington
Patrick Rodgers, Stanford
Brandon Stone, Texas
Michael Weaver, California
Cory Whitsett, Alabama

Second Team

Albin Choi, NC State
Sean Dale, North Florida
Scott Fernandez, Iowa St.
Pedro Figueiredo, UCLA
Brandon Hagy, California
Brinson Paolini, Duke
Joel Stalter, California
Justin Thomas, Alabama
Chris Williams, Washington
Bobby Wyatt, Alabama

Third Team

Anders Albertson, Georgia Tech
Sebastian Cappelen, Arkansas
Corey Connors, Kent St.
Oliver Goss, Tennessee
Gavin Green, New Mexico
MJ Maguire, North Florida
Thomas Pieters, Illinois
Ollie Schniederjans, Georgia Tech
Pontus Widegren, UCLA
Cameron Wilson, Stanford

2014

First Team

Julien Brun, TCU
Ollie Schniederjans, Georgia Tech
Patrick Rodgers, Stanford
Cameron Wilson, Stanford
Bobby Wyatt, Alabama
Brandon Hagy, California
Joel Stalter, California
Greg Eason, UCF
Scott Vincent, Virginia Tech

Second Team

Seth Reeves, Georgia Tech
Wyndham Clark, Oklahoma St.
Bryson Dechambeau, SMU
Trey Mullinax, Alabama
Sebastian Cappelen, Arkansas
Joey Garber, Georgia
Roman Robledo, Houston
Brian Campbell, Illinois
Gavin Green, New Mexico
Denny McCarthy, Virginia

Third Team

Jack Maguire, Florida St.
Stewart Jolly, Louisiana St.
Talor Gooch, Oklahoma St.

Cory Whitsett, Alabama
Paul Dunne, UAB
Ricardo Gouveia, UCF
Emilio Cuartero, Missouri
Chase Koepka, South Fla.
Rico Hoey, Southern California
Trevor Cone, Virginia Tech

2015

First Team

Bryson Dechambeau, SMU
Gavin Green, New Mexico
Beau Hossler, Texas
Lee McCoy, Georgia
Maverick McNealy, Stanford
Cheng-Tsung Pan, Washington
Jon Rahm, Arizona St.
Max Rotluff, Arizona St.
Ollie Schniederjans, Georgia Tech
Robby Shelton, Alabama
Hunter Stewart, Vanderbilt

Second Team

Brian Campbell, Illinois
Charlie Danielson, Illinois
Thomas Detry, Illinois
Joathan Garrick, UCLA
Kyle Jones, Baylor
Hank Lebioda, Florida St.
Jack Maguire, Florida St.
Scottie Scheffler, Texas
Clement Sordet, Texas Tech
Will Starke, South Carolina

Third Team

Sean Crocker, Southern California
Michael Gellerman, Oklahoma
Denny McCarthy, Virginia
Adrian Meronk, ETSU
Matt NeSmith, South Carolina
JT Poston, Western Carolina
Xander Schauffele, San Diego St.
Matthias Schwab, Vanderbilt
Zach Seabolt, Winthrop
Will Zalatoris, Wake Forest

2016

First Team

Sam Horsfield, Florida
Charlie Danielson, Illinois
Beau Hossler, Texas
Lee McCoy, Georgia
Maverick McNealy, Stanford
Matthew NeSmith, South Carolina
Jon Rahm, Arizona St.
Matthias Schwab, Vanderbilt
Robby Shelton, Alabama
Aaron Wise, Oregon

Second Team

Thomas Detry, Illinois
Doug Ghim, Texas
Gavin Hall, Texas
Rico Hoey, Southern California
Michael Johnson, Auburn
KK Limbhasut, California

Nahum Mendoza III, San Diego St.
Adrian Meronk, ETSU
Antoine Rozner, UMKC
Zach Wright, LSU

Third Team

Derek Bard, Virginia
Paul Barjon, TCU
Stephen Behr, Clemson
Will Gordon, Vanderbilt
Chase Koepka, South Fla.
Tyler McDaniel, Kentucky
Max McGreevy, Oklahoma
Collin Morikawa, California
Greyson Sigg, Georgia
Kristoffer Ventura, Oklahoma St.

2017

First Team

Sam Burns, LSU
Wyndham Clark, Oregon
Patrick Martin, Vanderbilt
Maverick McNealy, Stanford
Dylan Meyer, Illinois
Collin Morikawa, California
John Oda, UNLV
Jimmy Stanger, Virginia
Braden Thornberry, Ole Miss
Will Zalatoris, Wake Forest

Second Team

Sean Crocker, Southern California
Jared du Toit, Arizona St.
Doug Ghim, Texas
Nick Hardy, Illinois
Rico Hoey, Southern California
Chandler Phillips, Texas A&M
Matthias Schwab, Vanderbilt
Alejandro Tosti, Florida
Dylan Wu, Northwestern
Norman Xiong, Oregon

Third Team

Dawson Armstrong, Lipscomb
Cameron Champ, Texas A&M
Cristobal Del Solar, Florida St.
Theo Humphrey, Vanderbilt
Matthew Perrine, Baylor
Doc Redman, Clemson
Scottie Scheffler, Texas
Greyson Sigg, Georgia
Justin Suh, Southern California
Sahith Theegala, Pepperdine

2018

First Team

Shintaro Ban, UNLV
Broc Everett, Augusta
Doug Ghim, Texas
Nick Hardy, Illinois
Viktor Hovland, Oklahoma St.
Theo Humphrey, Vanderbilt
Collin Morikawa, California
Chandler Phillips, Texas A&M
Justin Suh, Southern California
Matthew Wolff, Oklahoma State

Norman Xiong, Oregon

Second Team

Zach Bauchou, Oklahoma St.
George Cunningham, Arizona
Brad Dalke, Oklahoma
Stephen Franken, NC State
Ian Holt, Kent State
Dylan Meyer, Illinois
Kyle Mueller, Michigan
Bryson Nimmer, Clemson
Lorenzo Scalise, Tennessee
Braden Thornberry, Ole Miss

Third Team

Dawson Armstrong, Lipscomb
Hayden Buckley, Missouri
Patrick Fishburn, BYU
Luis Gagne, LSU
Lee Hodges, Alabama
Brandon Mancheno, Auburn
John Pak, Florida St.
Davis Riley, Alabama
Scottie Scheffler, Texas
Thomas Walsh, Virginia

2019

First Team

Steven Fisk, Ga. Southern
Will Gordon, Vanderbilt
Cole Hammer, Texas
Viktor Hovland, Oklahoma St.
Collin Morikawa, California
Bryson Nimmer, Clemson
John Pak, Florida State
Justin Suh, Southern California
Matthew Wolff, Oklahoma St.
Chun An Yu, Arizona St.

Second Team

Peter Kuest, BYU
Andy Ogletree, Georgia Tech
Chandler Phillips, Texas A&M
Trent Phillips, Georgia
Isaiah Salinda, Stanford
Matthias Schmid, Louisville
Sandy Scott, Texas Tech
Alex Smalley, Duke
Brandon Wu, Stanford
Cameron Young, Wake Forest

Third Team

John Augenstein, Vanderbilt
Chandler Eaton, Duke
Austin Eckroat, Oklahoma St.
Blake Elliott, McNeese St.
Philip Knowles, North Florida
Patrick Martin, Vanderbilt
Stefano Mazzoli, TCU
Mac Meissner, SMU
Luke Schniederjans, Georgia Tech
Scott Stevens, South Carolina

2020

First Team

John Augenstein, Vanderbilt
John Axelsen, Florida

Ricky Castillo, Florida
Quade Cummins, Oklahoma
Cooper Dossey, Baylor
Peter Kuest, BYU
William Mouw, Pepperdine
Trent Phillips, Georgia
Garett Reband, Oklahoma
Sahith Theegala, Pepperdine
Davis Thompson, Georgia

Second Team

Jonathan Brightwell, UNCG
Pierceson Coody, Texas
Austin Eckroat, Oklahoma St.
Noah Goodwin, SMU
Evan Katz, Duke
Mac Meissner, SMU
Andy Ogletree, Georgia Tech
John Pak, Florida State
Adrien Pendaries, Duke
Mark Power, Wake Forest
Sandy Scott, Texas Tech

Third Team

Puwit Anupansuebsai, San Diego St.
Devon Bling, UCLA
Sam Choi, New Mexico
Angus Flanagan, Minnesota
Christopher Gotterup, Rutgers
Walker Lee, Texas A&M
Yuxin Lin, Southern California
David Perkins, Illinois St.
Jovan Rebula, Auburn
Cameron Sisk, Arizona St.
Trevor Werbylo, Arizona
Rhys Nevin, Tennessee

NCAA ELITE 90 AWARD WINNERS

Year	Honoree	School	Class.	GPA	Major
2010	Jack Dukeminier	Oregon	Sr.	4.000	Economics
2011	Ben Greene	Kennesaw St.	Jr.	4.000	Finance
2012	Cory Whitsett	Alabama	So.	3.984	Management
2013	Cory Whitsett	Alabama	Jr.	3.967	Management
2014	Collin Foster	Iowa St.	So.	3.940	Biology
2015	Tolver Dozier	Troy	Sr.	3.930	Marketing
2016	Stephen Behr, Jr.	Clemson	Sr.	3.93	Neuroscience
2017	Sam Uhland	Jacksonville	So.	4.00	Accounting
2018	Colin Kober	Baylor	So.	4.0	Accounting
2019	Colin Kober	Baylor	Jr.	4.0	Accounting
2020	No selection - Championship	Canceled (COVID-19)			

MATCH PLAY BRACKETS

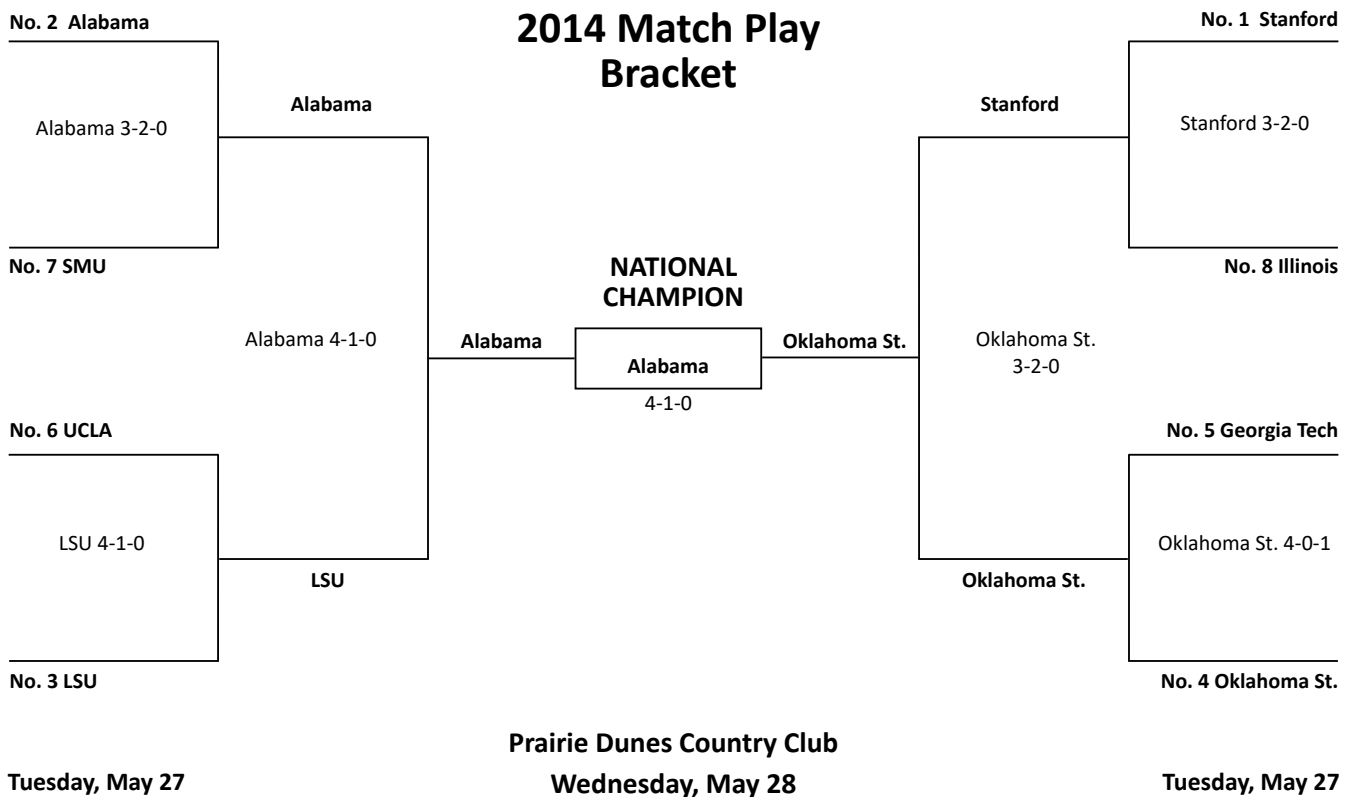




2013 Match Play Bracket

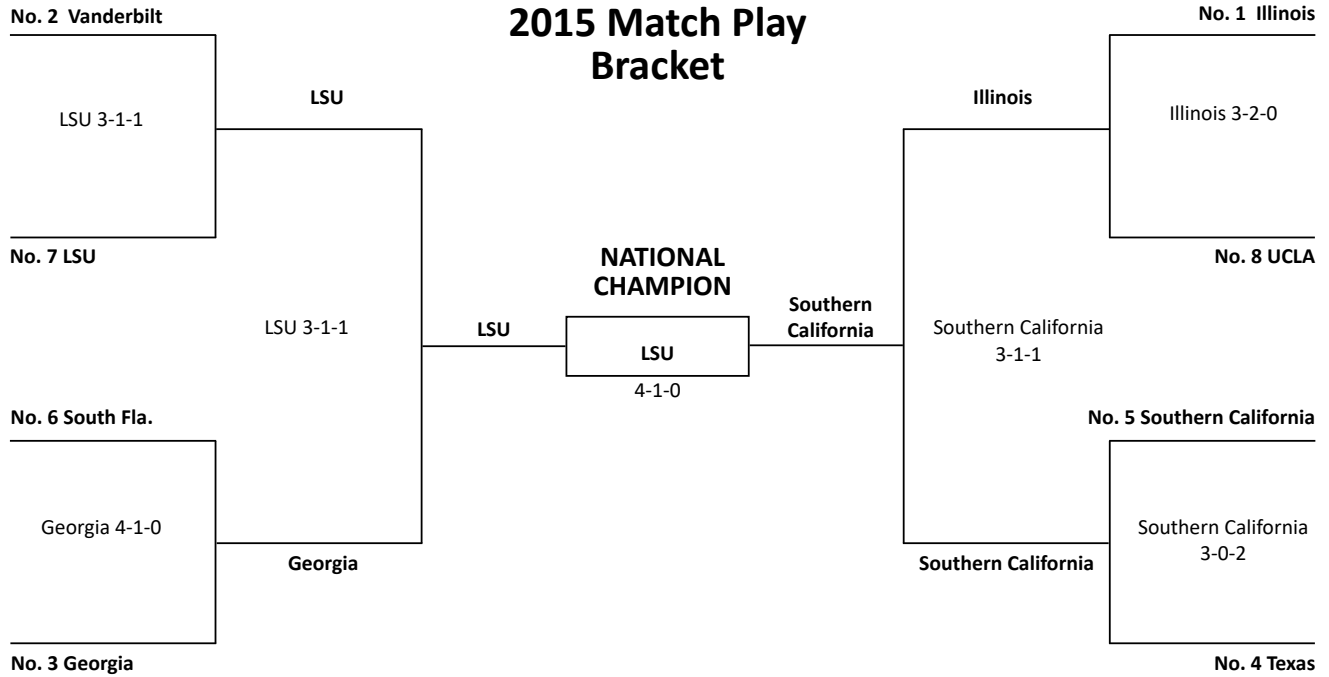


2014 Match Play Bracket





2015 Match Play Bracket



The Concession Golf Club

Tuesday, June 2

Wednesday, June 3

Tuesday, June 2



Match Play Bracket



TUESDAY

WEDNESDAY

TUESDAY

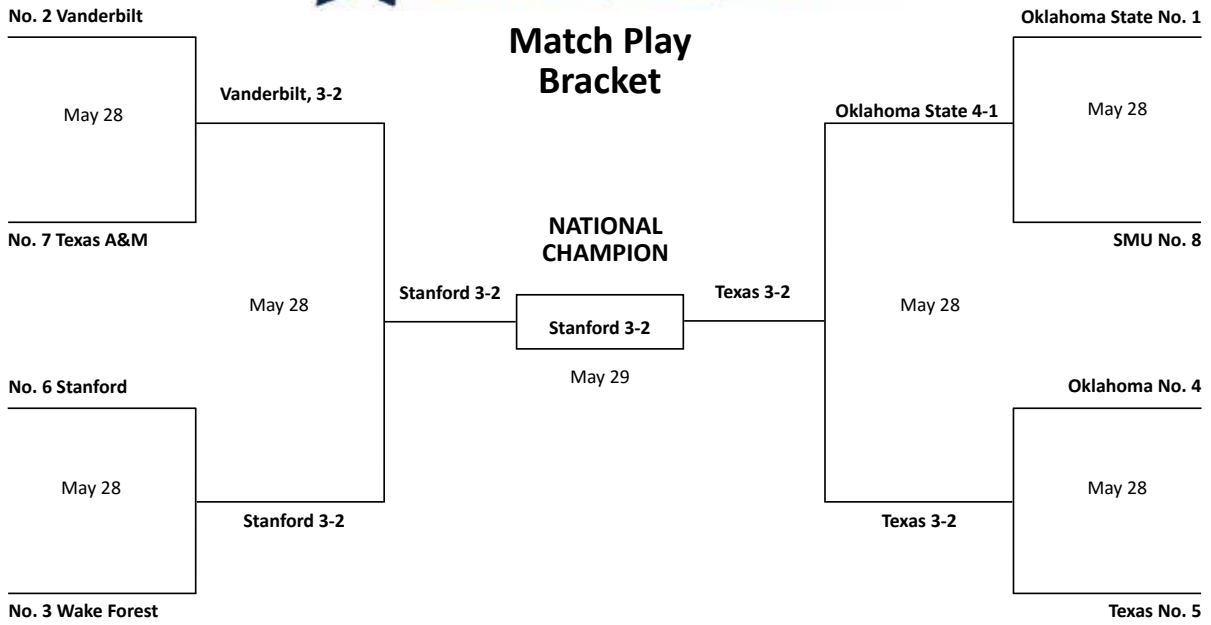


Match Play Bracket



Match Play Bracket





TUESDAY 5/28

WEDNESDAY 5/29

TUESDAY 5/28

No 2020 Championship - Season Canceled - COVID-19