

DIVISION II MEN'S ELITE EIGHT RECORDS BOOK


2020 Championship	2
Championship Results	3
Elite Eight Single-Game Records	4
Championship Game Records	9
Last Time It Happened at The Elite Eight	14
All-Tournament Teams	15
Final Site Attendance History	18
Division II Tournament Records	20
Division II Championship Game All-Time Head Coaches (1957-2019)	26
Final Polls No. 1 Teams	27
All-Time Regional Champions	29
Elite Eight Appearances	33
Elite Eight Seed History	35
Tournament History Rankings	36
Won-Lost Records in Tournament Play	37
All-Time Results	45

2020 CHAMPIONSHIP


**2020 Championship canceled due to COVID-19 pandemic.*

REGIONAL QUARTERFINAL


REGIONAL FINALS



QUARTERFINALS




SEMIFINALS



CHAMPIONSHIP

REGIONAL SEMIFINAL



CHAMPIONSHIP RESULTS

Season	Champion (Record)	Coach	Score	Runner-Up	Host or Site	Third Place	Fourth Place
1957	Wheaton (IL) (28-1)	Lee Pfund	89-65	Ky. Wesleyan	Evansville, Ind.	Mount St. Mary's	Cal State LA
1958	South Dakota (22-5)	Duane Clodfelter	75-53	Saint Michael's	Evansville, Ind.	Evansville	Wheaton (IL)
1959	Evansville (21-6)	Arad McCutchan	83-67	Missouri St.	Evansville, Ind.	N.C. A&T	Cal State LA
1960	Evansville (25-4)	Arad McCutchan	90-69	Chapman	Evansville, Ind.	Ky. Wesleyan	Cornell College
1961	Wittenberg (25-4)	Ray Mears	42-38	Southeast Mo. St.	Evansville, Ind.	South Dakota St.	Mount St. Mary's
1962	Mount St. Mary's (24-6)	Jim Phelan	58-57 (OT)	Sacramento St.	Evansville, Ind.	Southern Ill.	Neb. Wesleyan
1963	South Dakota St. (22-5)	Jim Iverson	44-42	Wittenberg	Evansville, Ind.	Oglethorpe	Southern Ill.
1964	Evansville (26-3)	Arad McCutchan	72-59	Akron	Evansville, Ind.	N.C. A&T	UNI
1965	Evansville (29-0)	Arad McCutchan	85-82 (OT)	Southern Ill.	Evansville, Ind.	North Dakota	Saint Michael's
1966	Ky. Wesleyan (24-6)	Guy Strong	54-51	Southern Ill.	Evansville, Ind.	Akron	North Dakota
1967	Winston-Salem (30-2)	C. E. Gaines	77-74	Missouri St.	Evansville, Ind.	Ky. Wesleyan	Illinois St.
1968	Ky. Wesleyan (28-3)	Bob Daniels	63-52	Indiana St.	Evansville, Ind.	Trinity (TX)	Ashland
1969	Ky. Wesleyan (25-5)	Bob Daniels	75-71	Missouri St.	Evansville, Ind.	**American Int'l	Ashland
1970	Jefferson (29-2)	Herb Magee	76-65	Tennessee St.	Evansville, Ind.	UC Riverside	Buffalo St.
1971	Evansville (22-8)	Arad McCutchan	97-82	Old Dominion	Evansville, Ind.	**Louisiana	Ky. Wesleyan
1972	Roanoke (28-4)	Charles Moir	84-72	Akron	Evansville, Ind.	Tennessee St.	Eastern Mich.
1973	Ky. Wesleyan (24-6)	Bob Jones	78-76 (OT)	Tennessee St.	Evansville, Ind.	Assumption	SUNY Brockport
1974	Morgan St. (28-5)	Nathaniel Frazier	67-52	Missouri St.	Evansville, Ind.	Assumption	New Orleans
1975	Old Dominion (25-6)	Sonny Allen	76-74	New Orleans	Evansville, Ind.	Assumption	Tennessee St.
1976	Puget Sound (27-7)	Don Zech	83-74	Chattanooga	Evansville, Ind.	Eastern Ill.	Old Dominion
1977	Chattanooga (27-5)	Ron Shumate	71-62	Randolph-Macon	Springfield, Mass.	North Ala.	Sacred Heart
1978	Cheyney (26-2)	John Chaney	47-40	Green Bay	Springfield, Mo.	Eastern Ill.	UCF
1979	North Ala. (22-9)	Bill Jones	64-50	Green Bay	Springfield, Mo.	Cheyney	Bridgeport
1980	Virginia Union (26-4)	Dave Robbins	80-74	New York Tech	Springfield, Mass.	Fla. Southern	North Ala.
1981	Fla. Southern (24-8)	Hal Wissell	73-68	Mount St. Mary's	Springfield, Mass.	Cal Poly	Green Bay
1982	Dist. Columbia (25-5)	Wil Jones	73-63	Fla. Southern	Springfield, Mass.	Ky. Wesleyan	CSU Bakersfield
1983	Wright St. (28-4)	Ralph Underhill	92-73	Dist. Columbia	Springfield, Mass.	*CSU Bakersfield	*Morningside
1984	Central Mo. (29-3)	Lynn Nance	81-77	Saint Augustine's	Springfield, Mass.	*Ky. Wesleyan	*North Ala.
1985	Jacksonville St. (31-1)	Bill Jones	74-73	South Dakota St.	Springfield, Mass.	*Ky. Wesleyan	*Mount St. Mary's
1986	Sacred Heart (30-4)	Dave Bike	93-87	Southeast Mo. St.	Springfield, Mass.	*Cheyney	*Fla. Southern
1987	Ky. Wesleyan (28-5)	Wayne Chapman	92-74	Gannon	Springfield, Mass.	*Delta St.	*Mont. St. Billings
1988	UMass Lowell (27-7)	Don Doucette	75-72	Alas. Anchorage	Springfield, Mass.	Fla. Southern	Troy
1989	N.C. Central (28-4)	Michael Bernard	73-46	Southeast Mo. St.	Springfield, Mass.	UC Riverside	Jacksonville St.
1990	Ky. Wesleyan (31-2)	Wayne Chapman	93-79	CSU Bakersfield	Springfield, Mass.	North Dakota	Morehouse
1991	North Ala. (29-4)	Gary Elliott	79-72	Bridgeport	Springfield, Mass.	*CSU Bakersfield	*Virginia Union
1992	Virginia Union (30-3)	Dave Robbins	100-75	Bridgeport	Springfield, Mass.	*CSU Bakersfield	*Cal U (PA)
1993	CSU Bakersfield (33-0)	Pat Douglass	85-72	Troy	Springfield, Mass.	*Wayne St. (MI)	*Southern N.H.
1994	CSU Bakersfield (27-6)	Pat Douglass	92-86	Southern Ind.	Springfield, Mass.	*Washburn	*Southern N.H.
1995	Southern Ind. (29-4)	Bruce Pearl	71-63	UC Riverside	Louisville, Ky.	*Norfolk St.	*Indiana (PA)
1996	Fort Hays St. (34-0)	Gary Garner	70-63	Northern Ky.	Louisville, Ky.	*Virginia Union	*Cal U (PA)
1997	CSU Bakersfield (29-4)	Pat Douglass	57-56	Northern Ky.	Louisville, Ky.	*Salem (WV)	*Lynn
1998	UC Davis (31-2)	Bob Williams	83-77	Ky. Wesleyan	Louisville, Ky.	*Virginia Union	*Saint Rose
1999	Ky. Wesleyan (35-2)	Ray Harper	75-60	MSU Denver	Louisville, Ky.	*Truman	*Fla. Southern
2000	MSU Denver (33-4)	Mike Dunlap	97-79	Ky. Wesleyan	Louisville, Ky.	*Mo. Southern St.	*Seattle Pacific
2001	Ky. Wesleyan (31-3)	Ray Harper	72-63	Washburn	Bakersfield, Calif.	Western Wash.	Tampa
2002	MSU Denver (29-6)	Mike Dunlap	80-72	**Ky. Wesleyan	Evansville, Ind.	Shaw	Indiana (PA)
2003	Northeastern St. (32-3)	Larry Gipson	75-64	**Ky. Wesleyan	Lakeland, Fla.	*Queens (NC)	*Bowie St.
2004	Kennesaw St. (35-4)	Tony Ingle	84-59	Southern Ind.	Bakersfield, Calif.	*MSU Denver	*Humboldt St.
2005	Virginia Union (30-4)	Dave Robbins	63-58	Bryant	Grand Forks, N.D.	*Lynn	*Tarleton St.
2006	Winona St. (32-4)	Mike Leaf	73-61	Virginia Union	Springfield, Mass.	*Seattle Pacific	*Stonehill
2007	Barton (31-5)	Ron Lieveense	77-75	Winona St.	Springfield, Mass.	*Cal St. San B'dino	*Central Mo.
2008	Winona St. (38-1)	Mike Leaf	87-76	Augusta	Springfield, Mass.	*Alas. Anchorage	*Bentley
2009	Findlay (36-0)	Ron Niekamp	56-53 (OT)	Cal Poly Pomona	Springfield, Mass.	*Augusta	*Central Mo.
2010	Cal Poly Pomona (28-6)	Greg Kamansky	65-53	Indiana (PA)	Springfield, Mass.	*Bentley	*St. Cloud St.
2011	Bellarmine (33-2)	Scott Davenport	71-68	BYU-Hawaii	Springfield, Mass.	*Minnesota St.	*West Liberty
2012	Western Wash. (31-5)	Brad Jackson	72-65	Montevallo	Highland Heights, Ky.	*Bellarmine	*Stonehill
2013	Drury (31-4)	Steve Hesser	74-73	MSU Denver	Atlanta	*Western Wash.	*West Liberty
2014	Central Mo. (30-5)	Kim Anderson	86-83	West Liberty	Evansville, Ind.	*MSU Denver	*S.C. Aiken
2015	Fla. Southern (36-1)	Linc Darner	77-62	Indiana (PA)	Evansville, Ind.	*Bellarmine	*Tarleton St.
2016	Augustana (SD) (34-2)	Tom Billeter	90-81	Lincoln Memorial	Frisco, Texas	*Western Ore.	*West Liberty

Season	Champion (Record)	Coach	Score	Runner-Up	Host or Site	Third Place	Fourth Place
2017	Northwest Mo. St. (35-1)	Ben McCollum	71-61	Farimont St.	Sioux Falls, S.D.	*Bellarmine	*Lincoln Memorial
2018	Ferris St. (38-1)	Andy Bronkema	71-69	Northern St.	Sioux Falls, S.D.	*West Tex. A&M	*Queens (NC)
2019	Northwest Mo. St. (38-0)	Ben McCollum	64-58	Point Loma	Evansville, Ind.	*Southern Ind.	*St. Anselm

^2020

*Indicates tied for third. **Student-athletes representing American Int'l in 1969, Louisiana in 1971 and Ky. Wesleyan in 2002 and 2003 were declared ineligible after the tournament. Under NCAA rules, the teams' and ineligible student-athletes' records were deleted, and the teams' places in the final standings were vacated. ^2020 Championship canceled due to COVID-19 pandemic.

ELITE EIGHT SINGLE-GAME RECORDS

(QF) Indicates national quarterfinal game, (SF) indicates national semifinal game, (N3d) indicates national third-place game, (CH) Indicates national championship game; * indicates record later vacated

No.	Player, Team vs. Opponent	Year
7	Derek Andrade, Queens (NC) vs. Eckerd, (QF)	2003
7	David Zellmann, Winona St. vs. Virginia Union (CH)	2006
7	Jet Chang, BYU-Hawaii vs. West Liberty (SF)	2011
7	Alex Hall, Drury vs. Western Wash. (SF)	2013
7	Jason Jolly, Fairmont St. vs. Rollins (QF)	2017

INDIVIDUAL RECORDS

POINTS

No.	Player, Team vs. Opponent	Year
54	Willie Jones, American vs. Evansville (QF)	1960
45	Mike Boylan, Assumption vs. SUNY Brockport (SF)	1973
44	*Dwight Lamar University, Louisiana vs. Assumption (QF)	1971
44	Seger Bonifant, West Liberty vs. Lincoln Memorial (SF)	2016
43	Jack Sullivan, Mount St. Mary's vs. Cal State LA, (N3d)	1957
43	Taylor Witt, St. Cloud St. vs. Northwestern St. (QF)	2010
43	Jet Chang, BYU-Hawaii vs. West Liberty (SF)	2011

FIELD GOALS

No.	Player, Team vs. Opponent	Year
20	Vernon McKinney, Cal Poly vs. Evansville (QF)	1964
19	Mike Boylan, Assumption vs. SUNY Brockport (N3d)	1973
18	Willie Jones, American vs. Evansville (QF)	1960
17	Gary Auten, Ky. Wesleyan vs. Cornell (N3d)	1960
17	Randy Smith, Buffalo St. vs. Tennessee St. (SF)	1970
17	Harold Robertson, Lincoln (MO) vs. Green Bay (QF)	1978

FIELD GOALS ATTEMPTED

No.	Player, Team vs. Opponent	Year
41	Willie Jones, American vs. Evansville (QF)	1960
40	*Dwight Lamar University, Louisiana vs. Assumption (QF)	1971
39	Harold Robertson, Lincoln (MO) vs. Green Bay (QF)	1978
35	Gary Auten, Ky. Wesleyan vs. Cornell (N3d)	1960
34	Ted McLain, Tennessee St. vs. Jefferson (CH)	1970

FIELD-GOAL PERCENTAGE

(Minimum 10 field goals made)

Pct.	FG-FGM	Player, Team vs. Opponent	Year
91.6	11-12	Wayne Robertson, Southern N.H. vs. Southern Ind. (SF)	1994
90.9	10-11	Ronald James, Tennessee St. vs. Assumption (SF)	1973
90.9	10-11	Andre King, Jacksonville St. vs. Morningside (QF)	1983
90.9	10-11	Kris Kearney, Fla. Southern vs. Southeast Mo. St. (QF)	1988
90.9	10-11	Beau Redstone, CSU Bakersfield vs. Morehouse (SF)	1990
90.9	10-11	Chris Morrow, West Liberty vs. Anderson (SC) (QF)	2011

THREE-POINT FIELD GOALS

No.	Player, Team vs. Opponent	Year
8	Rico Wilkins, Western Wash. vs. Drury (SF)	2013
7	Mike Boschee, North Dakota vs. Ky. Wesleyan (SF)	1990
7	Wes Layton, Indiana (PA) vs. Northwest Mo., (QF)	2002

THREE-POINT FIELD GOALS ATTEMPTED

No.	Player, Team vs. Opponent	Year
16	Alex Wright, Central Okla. vs. Bridgeport (QF)	1992
15	David Zellmann, Winona St. vs. Virginia Union (CH)	2006
15	Barry Shetzer, West Liberty vs. BYU-Hawaii (SF)	2011
14	Mike Boschee, North Dakota vs. Ky. Wesleyan (SF)	1990
14	Andy Young, West Ga. vs. Shaw (QF)	2002
14	Jason Jolly, Fairmont St. vs. Rollins (QF)	2017

THREE-POINT FIELD-GOAL PERCENTAGE

(Minimum 5 three-point field goals made)

Pct.	FG-FGM	Player, Team vs. Opponent	Year
100.0	(7-7)	Ryan Halliday, Saint Rose vs. Fairmont St. (QF)	1998
100.0	(5-5)	Cameron Hodges, Minnesota St. vs. Bellarmine (SF)	2011
100.0	(6-6)	Seger Bonifant, West Liberty vs. Drury (QF)	2014
87.5	(7-8)	Derek Claine, Northeastern St. vs. Neb.-Kearney (QF)	2003
85.7	(6-7)	Anthony Pope, Fort Hays St. vs. Northern Ky. (CH)	1996

FREE THROWS MADE

No.	Player, Team vs. Opponent	Year
22	Taylor Witt, St. Cloud St. vs. Northwestern St. (QF)	2010
18	Willie Jones, American vs. Evansville (QF)	1960
17	Hugh Ahlering, Evansville vs. N.C. A&T (SF)	1959
17	Lee Barlow, MSU Denver vs. Salem (WV) (QF)	1999
16	Tarrant, Saint Michael's vs. North Dakota (N3d)	1965
16	George Gervin, Eastern Mich. vs. Assumption (QF)	1972
16	Ray Zuberer, Ky. Wesleyan vs. Sacred Heart (QF)	1982

FREE THROWS ATTEMPTED

No.	Player, Team vs. Opponent	Year
23	Taylor Witt, St. Cloud St. vs. Northwestern St. (QF)	2010
22	Willie Jones, American vs. Evansville (QF)	1960
20	Howard Lee, UC Riverside vs. Buffalo St. (N3d)	1970
20	Lee Barlow, MSU Denver vs. Salem (WV) (QF)	1999
19	John Ebeling, Fla. Southern vs. Mount St. Mary's (CH)	1981
19	Michael Britt, Dist. Columbia vs. CSU Bakersfield (SF)	1982
19	Lee Barlow, MSU Denver vs. St. Anselm (QF)	2000
19	Kevin Capers, Fla. Southern vs. Western Wash. (QF)	2013

FREE-THROW PERCENTAGE

(Minimum 10 free throws made)

Pct.	FT-FTM	Player, Team vs. Opponent	Year
100.0	(12-12)	George Fisher, Wittenberg vs. Mount St. Mary's (SF)	1961
100.0	(12-12)	Dallas Thornton, Ky. Wesleyan vs. Akron (SF)	1966
100.0	(12-12)	Sky Wilson, Northwest Mo. vs. Southern Ind. (QF)	2004
100.0	(12-12)	Alex Hall, Drury vs. S.C. Aiken (QF)	2013
100.0	(12-12)	Brandon Jefferson, MSU Denver vs. Central Mo. (SF)	2014
100.0	(12-12)	Seger Bonifant, West Liberty vs. Lincoln Memorial (SF)	2016
100.0	(11-11)	Ed Spila, Southern Ill. vs. Mount St. Mary's (SF)	1962
100.0	(11-11)	Gary Monroe, Wright St. vs. Dist. Columbia (CH)	1983
100.0	(11-11)	Jamie Smith, Alabama Huntsville vs. Bellarmine (QF)	2012
100.0	(10-10)	7 tied (most recent: Greg Langston, So. Conn. St. vs. Central Mo., (QF) 2014)	

REBOUNDS

No.	Player, Team vs. Opponent	Year
26	Jerry Sloan, Evansville vs. Jefferson (QF)	1965
26	Claude Grant, Tennessee St. vs. South Dakota St. (QF)	1970
25	Jerry Sloan, Evansville vs. Saint Michael's (SF)	1965
25	Jerry Sloan, Evansville vs. Southern Ill. (CH)	1965
25	Leonard Robinson, Tennessee St. vs. Assumption (SF)	1973

ASSISTS

No.	Player, Team vs. Opponent	Year
16	Derrick Russell, Bridgeport vs. Central Okla. (QF)	1992
16	Tyrone Tate, Southern Ind. vs. South Dakota (QF)	1994
16	Tyrone Tate, Southern Ind. vs. Southern Ind. vs. Southern N.H. (SF)	1994
15	Pat Madden, Jacksonville St. vs. Ky. Wesleyan (QF)	1989
13	5 tied (most recent: Yancy Taylor, Indiana (PA) vs. Central Mo. (QF) 1995)	

BLOCKS

No.	Player, Team vs. Opponent	Year
8	Dan Clausen, North Dakota vs. CSU Bakersfield (QF)	1982
8	Joel Teague, Bridgeport vs. North Ala. (CH)	1991
8	Alvin Brown, S.C. Aiken vs. Chico St. (QF)	2014
7	Leonard Robinson, Tennessee St. vs. Assumption (SF)	1973
7	Marvin Webster, Morgan St. vs. Bloomsburg (QF)	1974
7	Josh Smith, Winona St. vs. Barton (QF)	2006

STEALS

No.	Player, Team vs. Opponent	Year
8	Rod Drake, Ky. Wesleyan vs. Saint Augustine's (SF)	1984
8	Travis Smith, Sacred Heart vs. Fla. Southern (SF)	1986
7	Otis Boddie, North Ala. vs. New York Tech (SF)	1980
7	Craig Lottie, Alabama A&M vs. Norfolk St. (QF)	1995
7	Chris Landry, Ky. Wesleyan vs. Tampa (SF)	2001
7	Mitch McCarron, MSU Denver vs. Drury (CH)	2013

TEAM RECORDS

POINTS

No.	Team vs. Opponent	Year
127	Bridgeport vs. Central Okla. (124) [OT] (QF)	1992
126	Troy vs. Southern N.H. (123) (SF)	1993
124	Central Okla. vs. Bridgeport (127) [OT] (QF)	1992
123	Southern N.H. vs. Troy (126) (SF)	1993
115	Assumption vs. New Orleans (103)	1974

FEWEST POINTS

No.	Team vs. Opponent	Year
30	Cheyney vs. Ashland (45) (QF)	1968
32	Ashland vs. Ky. Wesleyan (45) (SF)	1968
34	Jefferson vs. Oglethorpe (36) (QF)	1963
35	Illinois St. vs. Ashland (41) (QF)	1969
36	Oglethorpe vs. Jefferson (34) (QF)	1963

WINNING MARGIN

No.	Team vs. Opponent	Year
48	Jefferson (101) vs. American Int'l (53) (QF)	1970
44	Ky. Wesleyan (99) vs. Saint Michael's (55) (QF)	1960
40	Tennessee St. (95) vs. Southampton (55) (QF)	1972
39	Ky. Wesleyan 112, Illinois St. (73) (N3d)	1967
37	Jacksonville St. (107) vs. Ky. Wesleyan (70) (QF)	1989

POINTS BY LOSING TEAM

No.	Team vs. Opponent	Year
124	Central Okla. vs. Bridgeport (127) [OT] (QF)	1992
123	Southern N.H. vs. Troy (126) (SF)	1993
104	Central Okla. vs. Augusta (106) [2OT] (QF)	2008
103	New Orleans vs. Assumption (115) (N3d)	1974
102	West Liberty vs. Lincoln Memorial (103) (SF)	2016

FIELD GOALS

No.	Team vs. Opponent	Year
51	Bridgeport vs. Central Okla. (OT) (QF)	1992
50	Southern N.H. vs. Troy (SF)	1993
49	Assumption vs. New Orleans (N3d)	1974
48	Central Okla. vs. Bridgeport (OT) (QF)	1992
47	Ky. Wesleyan vs. Illinois St. (N3d)	1967

FEWEST FIELD GOALS

No.	Team vs. Opponent	Year
9	Ashland vs. Ky. Wesleyan (SF)	1968
12	Cheyney vs. Ashland (QF)	1968
12	Ashland vs. Illinois St. (QF)	1969
13	Jefferson vs. Oglethorpe (QF)	1963
14	Four tied (most recent: North Ala. vs. Green Bay (QF), 1981)	

FIELD GOALS ATTEMPTED

No.	Team vs. Opponent	Year
116	Central Okla. vs. Bridgeport (OT) (QF)	1992
103	Cal State LA vs. N.C. A&T (N3d)	1959
99	Illinois St. vs. Ky. Wesleyan (N3d)	1967
99	San Diego vs. Central Fla. (QF)	1978
96	Evansville vs. UNI (SF)	1964

FEWEST FIELD GOALS ATTEMPTED

No.	Team vs. Opponent	Year
24	Jefferson vs. Oglethorpe (QF)	1963
30	Oglethorpe vs. Jefferson (QF)	1963
31	Missouri St. vs. Hope (QF)	1959
32	Dist. Columbia vs. Sacred Heart (QF)	1983
34	Ashland vs. Cheyney (QF)	1968
34	Green Bay vs. Eastern Ill. (SF)	1978

FIELD-GOAL PERCENTAGE

Pct.	FG-FGM	Team vs. Opponent	Year
69.4	34-49	Northeastern St. vs. Neb. Kearney (QF)	2003
68.6	35-51	Winona St. vs. Central Mo. (SF)	2007
68.0	34-50	Fla. Southern vs. Ky. Wesleyan (SF)	1982
66.0	35-53	N.C. Central vs. Jacksonville St. (SF)	1989
65.1	28-43	UC Riverside vs. North Ala. (QF)	1980

LOWEST FIELD-GOAL PERCENTAGE

Pct.	FG-FGM	Team vs. Opponent	Year
25.4	18-71	Cheyney vs. Ky. Wesleyan (QF)	1967
25.4	17-67	Saint Michael's vs. South Dakota (CH)	1958
25.7	9-35	Ashland vs. Ky. Wesleyan (SF)	1968
26.3	15-57	Wittenberg vs. South Dakota St. (CH)	1963
26.7	12-45	Cheyney vs. Ashland (QF)	1968

THREE-POINT FIELD GOALS

No.	Team vs. Opponent	Year
23	Troy vs. Southern N. H. (SF)	1993
16	Tarleton vs. Augustana (SD) (QF)	2016
16	West Liberty vs. Anderson (SC) (QF)	2011
16	St. Anselm vs. Nova Southeastern (QF)	2019
15	Central Okla. vs. Bridgeport (OT) (QF)	1992
15	Central Okla. vs. Augusta (2OT) (QF)	2008

FEWEST THREE-POINT FIELD GOALS

No.	Team vs. Opponent	Year
0	Millersville vs. UC Riverside (QF)	1989
1	Morehouse vs. CSU Bakersfield (SF)	1990
1	CSU Bakersfield vs. Wayne St. (MI) (SF)	1993
1	MSU Denver vs. Ky. Wesleyan (CH)	2002
1	Virginia Union vs. Winona St. (CH)	2006
1	Northern St. vs. Ferris St. (CH)	2018

THREE-POINT FIELD GOALS ATTEMPTED

No.	Team vs. Opponent	Year
51	Central Okla. vs. Bridgeport (OT) (QF)	1992
47	West Liberty vs. MSU Denver (SF)	2013
44	Troy vs. Southern N.H. (SF)	1993
43	Central Okla. vs. Augusta (2 OT) (QF)	2008
43	West Liberty vs. BYU-Hawaii (SF)	2011

FEWEST THREE-POINT FIELD GOALS ATTEMPTED

No.	Team vs. Opponent	Year
3	Virginia Union vs. Ky. Wesleyan (QF)	1992
4	CSU Bakersfield vs. Morehouse (SF)	1990
4	Bridgeport vs. Jefferson (SF)	1991
4	Northern St. vs. Ferris St. (CH)	2018
5	8 tied (most recent: Bridgeport vs. Central Okla. [OT] (QF) 1992)	

THREE-POINT FIELD-GOAL PERCENTAGE

(Minimum 5 three-point field goals made)

Pct.	FG-FGM	Team vs. Opponent	Year
69.2	9-13	Drury vs. Western Wash. (SF)	2013
66.7	8-12	Saint Rose vs. Fairmont St. (OT) (QF)	1998
64.3	9-14	CSU Bakersfield vs. Bridgeport (QF)	1990
64.3	9-14	Southeast Mo. St. vs. UC Riverside (SF)	1989
62.5	10-16	Northeastern St. vs. Neb. Kearney (QF)	2003

LOWEST THREE-POINT FIELD GOAL PERCENTAGE

(Minimum 5 three-point field goals attempted)

Pct.	FG-FGM	Team vs. Opponent	Year
0.0	0-7	Millersville vs. UC Riverside (QF)	1989
7.1	1-14	MSU Denver vs. Ky. Wesleyan (CH)	2002
9.1	1-11	Morehouse vs. CSU Bakersfield (SF)	1990
9.1	1-11	Virginia Union vs. Winona St. (CH)	2006
10.0	2-20	Norfolk St. vs. Ky. Wesleyan (QF)	1987

FREE THROWS

No.	Team vs. Opponent	Year
46	Evansville vs. Saint Michael's (SF)	1959
46	Saint Michael's vs. North Dakota (N3d)	1965
39	Saint Michael's vs. Akron (QF)	1965
39	North Ala. vs. Nicholls St. (QF)	1979
38	Cal U (PA) vs. Alabama A&M (QF)	1996

FEWEST FREE THROWS

No.	Team vs. Opponent	Year
0	Hofstra vs. Akron (QF)	1964
0	Akron vs. Hofstra (QF)	1964
1	Cheyney vs. Green Bay (SF)	1979
1	Ky. Wesleyan vs. Jacksonville St. (SF)	1989
2	4 tied (most recent: Alas.-Anchorage vs. Augusta (SF), 2008)	

FREE THROWS ATTEMPTED

No.	Team vs. Opponent	Year
66	Fla. Southern vs. Cal St. San B'dino (QF)	1999
57	South Dakota St. vs. Cal St. East Bay (SF)	1985
56	Evansville vs. Saint Michael's (SF)	1959
51	Saint Michael's vs. Akron (N3d)	1965
51	Cal U (PA) vs. Alabama A&M (QF)	1996

FEWEST FREE THROWS ATTEMPTED

No.	Team vs. Opponent	Year
0	Akron vs. Hofstra (QF)	1964
0	Hofstra vs. Akron (QF)	1964
2	Alas. Anchorage vs. Augusta (SF)	2008
3	Cheyney vs. Green Bay (SF)	1979
4	10 tied (most recent: LIU Post vs. Findlay (QF), 2009)	

FREE-THROW PERCENTAGE

(Minimum 15 free throws made)

Pct.	FT-FTM	Team vs. Opponent	Year
95.0	19-20	Cheyney vs. Old Dominion (QF)	1976
93.8	15-16	Seattle Pacific vs. Ky. Wesleyan (SF)	2000
93.8	15-16	Alabama Huntsville vs. Bellarmine (QF)	2012
93.8	15-16	Queens (NC) vs. Point Loma (QF)	2019
91.7	22-24	Virginia Union vs. Fla. Southern (SF)	1980

LOWEST FREE-THROW PERCENTAGE

Pct.	FT-FTM	Team vs. Opponent	Year
25.0	1-4	Ky. Wesleyan vs. Jacksonville St. (SF)	1985
28.6	2-7	Northern Ky. vs. CSU Bakersfield (CH)	1997
30.0	3-10	Chicago vs. Southeast Mo. St. (QF)	1961
31.3	5-16	South Dakota St. vs. Fla. Southern (QF)	1980
33.3	1-3	Cheyney vs. Green Bay (SF)	1979
33.3	4-12	Alas. Anchorage vs. UMass Lowell (CH)	1988

REBOUNDS

No.	Team vs. Opponent	Year
70	Evansville vs. UNI (SF)	1964
69	Ky. Wesleyan vs. Saint Michael's (QF)	1960
68	Ky. Wesleyan vs. Illinois St. (N3d)	1967
65	Central Okla. vs. Bridgeport (OT) (QF)	1992
64	San Diego vs. Central Fla. (QF)	1978

FEWEST REBOUNDS

No.	Team vs. Opponent	Year
16	Oglethorpe vs. Jefferson (QF)	1963
16	Ashland vs. Ky. Wesleyan (SF)	1968
17	Ashland vs. Trinity (TX) (N3d)	1968

TEAM AND TWO-TEAM BY HALVES

POINTS IN A HALF, TEAM

No.	Team vs. Opponent	Year
67	Troy vs. Southern N.H. (SF) (1st)	1993
66	Central Okla. vs. Bridgeport (OT) (QF) (2nd)	1992
65	Jacksonville St. vs. Ky. Wesleyan (QF) (2nd)	1989
65	Southern N.H. vs. Troy (SF) (1st)	1993
65	Western Wash. vs. Drury (SF) (2nd)	2013

POINTS IN A HALF, BOTH TEAMS

No.	Team vs. Opponent	Year
132	Troy (67) vs. Southern N.H. (65) (SF) (1st)	1993
124	Central Okla. (66) vs. Bridgeport (58) (QF) (2nd)	1992
123	MSU Denver (64) vs. Tuskegee (59) (2nd)	2014
122	Western Wash. (65) vs. Drury (57) (SF) (2nd)	2013
120	Ky. Wesleyan (62) vs. North Dakota (58) (SF) (2nd)	1990

POINTS AT HALFTIME, TEAM

No.	Team vs. Opponent	Year
67	Troy vs. Southern N.H. (SF)	1993
65	Southern N.H. vs. Troy (SF)	1993
62	Virginia Union vs. Southern N.H. (QF)	1980
59	Western Wash. vs. Fla. Southern (QF)	2013
58	BYU-Hawaii vs. West Liberty (SF)	2011

POINTS AT HALFTIME, BOTH TEAMS

No.	Team vs. Opponent	Year
132	Troy (67) vs. Southern N.H. (65) (SF)	1993
107	Lincoln Memorial (54) vs. West Liberty (53)	2016
106	Western Wash. (59) vs. Fla. Southern (47) (QF)	2013
105	Louisiana (53) vs. Assumption (52) (QF)	1971
105	BYU-Hawaii (58) vs. West Liberty (47) (SF)	2011

FEWEST POINTS IN A HALF, TEAM

No.	Team vs. Opponent	Year
11	Oglethorpe vs. Jefferson (QF) (1st)	1963
11	Alas.-Anchorage vs. Augusta (SF) (1st)	2008
12	Wittenberg vs. Oglethorpe (SF) (2nd)	1963
12	Findlay vs. Cal Poly Pomona (CH) (2nd)	2009
13	Oglethorpe vs. Wittenberg (SF) (2nd)	1963
13	Ashland vs. Ky. Wesleyan (SF) (1st)	1968

FEWEST POINTS IN A HALF, BOTH TEAMS

No.	Team vs. Opponent	Year
25	Jefferson (14) vs. Oglethorpe (11) (QF) (1st)	1963
25	Oglethorpe (13) vs. Wittenberg (12) (SF) (2nd)	1963
29	Ky. Wesleyan (16) vs. Ashland (13) (SF) (1st)	1968
30	Ashland (16) vs. Cheyney (14) (QF) (1st)	1968
34	Wittenberg (19) vs. South Dakota St. (15) (CH) (2nd)	1963
34	Findlay (12) vs. Cal Poly Pomona (22) (CH) (2nd)	2009

FEWEST POINTS AT HALFTIME, TEAM

No.	Team vs. Opponent	Year
11	Oglethorpe vs. Jefferson (QF)	1963
11	Alas.-Anchorage vs. Augusta (SF) (1st)	2008
13	Ashland vs. Ky. Wesleyan (SF)	1968
14	Jefferson vs. Oglethorpe (QF)	1963
14	Cheyney vs. Ashland (QF)	1968
14	Green Bay vs. Cal Poly (N3d)	1981
14	St. Joseph's (IN) vs. Cal Poly Pomona	2010

No.	Team vs. Opponent	Year
17	Christian Brothers (vs.) Augusta (QF)	2009
18	Wittenberg vs. Oglethorpe (SF)	1963
18	Southwest Minn. St. vs. Cal Poly Pomona (QF)	2009

REBOUND MARGIN

No.	Team vs. Opponent	Year
47	Evansville (70) vs. UNI (23) (QF)	1964
40	Evansville (62) vs. Jefferson (22) (QF)	1965
36	Ky. Wesleyan (68) vs. Illinois St. (32) (N3d)	1967
30	Tennessee St. (59) vs. Southampton (29) (QF)	1972
28	Evansville (61) vs. American (33) (QF)	1960

ASSISTS

No.	Team vs. Opponent	Year
36	Troy vs. Southern N.H. (SF)	1993
35	Bridgeport vs. Central Okla. (OT) (QF)	1992
32	Jacksonville St. vs. Ky. Wesleyan (QF)	1989
32	Southern Ind. vs. Southern N.H. (SF)	1994
30	Southern Ind. vs. South Dakota (QF)	1994
30	Virginia Union vs. Bridgeport (CH)	1992

BLOCKED SHOTS

No.	Team vs. Opponent	Year
21	Saint Rose vs. Virginia Union (QF)	1996
13	Bridgeport vs. Jefferson (QF)	1991
12	Saint Rose vs. Truman (3OT) (QF)	1999
11	Bridgeport vs. CSU Bakersfield (SF)	1991
11	Old Dominion vs. North Dakota (QF)	1975

STEALS

No.	Team vs. Opponent	Year
21	Cal St. San B'dino vs. Wingate (QF)	2007
19	UC Riverside vs. New Orleans (QF)	1974
19	North Ala. vs. Ashland (QF)	1991
19	Southern Ind. vs. Southern N.H. (SF)	1994
19	Barton vs. Winona St. (OT) (QF)	2006

PERSONAL FOULS

No.	Team vs. Opponent	Year
37	Dist. Columbia vs. Wright St. (CH)	1983
33	North Dakota vs. Ky. Wesleyan (SF)	1990
33	Jacksonville St. vs. Southeast Mo. (QF)	1985
33	Alabama A&M vs. Cal U (PA) (QF)	1996
32	N.C. A&T vs. Evansville (SF)	1959
32	South Dakota St. vs. Cal U (PA) (QF)	1992

FEWEST PERSONAL FOULS

No.	Team vs. Opponent	Year
4	Oglethorpe vs. Southern Ill. (N3d)	1963
6	Bentley vs. Winona St. (QF)	2007
6	North Ala. vs. Green Bay (CH)	1979
7	Oglethorpe vs. Jefferson (QF)	1963
7	Wittenberg vs. Oglethorpe (SF)	1963
7	Trinity (TX) vs. Ashland (N3d)	1968

PLAYERS DISQUALIFIED

No.	Team vs. Opponent	Year
4	6 tied (most recent: Tampa vs. Ky. Wesleyan (SF) 2001)	

FEWEST POINTS AT HALFTIME, BOTH TEAMS

No.	Team vs. Opponent	Year
25	Jefferson (14) vs. Oglethorpe (11) (QF)	1963
29	Ky. Wesleyan (16) vs. Ashland (13) (SF)	1968
30	Ashland (16) vs. Cheyney (14) (QF)	1968
36	Cal Poly (22) vs. Green Bay (14) (N3d)	1981
37	Dist. Columbia (20) vs. Sacred Heart (17) (QF)	1983

HALFTIME LEAD

No.	Team vs. Opponent	Year
28	Tennessee St. (46) vs. Southampton (18) (QF)	1972
26	Cal St. San B'dino (57) vs. Wingate (31) (QF)	2007
25	Virginia Union (62) vs. Southern N.H. (37) (QF)	1980
24	Norfolk St. (49) vs. Alabama A&M (25) (QF)	1995
24	MSU Denver (39) vs. Indiana (PA) (15) (SF)	2002

HALFTIME DEFICIT OVERCOME TO WIN

No.	Team vs. Opponent	Year
18	Southern Ind. vs. UC Riverside, H: 21-39, F: 71-63, (CH)	1995
14	Augusta vs. Christian Brothers, H: 18-32, F: 70-62, (QF)	2009
13	Illinois St. vs. San Diego St., H: 28-41, F: 77-76, (QF)	1967
13	Cheyney vs. Bridgeport, H: 38-51, F: 81-78, (N3d)	1979
13	Ky. Wesleyan vs. Sacred Heart, H: 38-51, F: 88-85, (QF)	1982
13	Saint Rose vs. Fairmont St., H: 27-40, F: 77-73, (OT) (QF)	1998

TWO-TEAM RECORDS

POINTS

No.	Team vs. Opponent	Year
251	Bridgeport (127) vs. Central Oklahoma (124) [OT] (QF)	1992
249	Troy (126) vs. Southern N.H. (123) (SF)	1993
218	Assumption (115) vs. New Orleans (103) N(SF)	1974
211	BYU-Hawaii (110) vs. West Liberty (101) (SF)	2011
210	Augusta (106) vs. Central Okla. (104) [2OT] (QF)	2008

FEWEST POINTS

No.	Team vs. Opponent	Year
70	Oglethorpe (36) vs. Jefferson (34) (QF)	1963
70	Jefferson (34) vs. Oglethorpe (36) (QF)	1963
75	Ashland (45) vs. Cheyney (30) (QF)	1968
76	Ashland (41) vs. Illinois St. (35) (QF)	1969
77	Ky. Wesleyan (45) vs. Ashland (32) (SF)	1968

FIELD GOALS

No.	Team vs. Opponent	Year
99	Bridgeport (51) vs. Central Okla. (48) (QF)	1992
96	Southern N.H. (50) vs. Troy (46) (SF)	1993
87	Coe (44) vs. Assumption (43) (QF)	1973
86	Assumption (49) vs. New Orleans (37) (N3d)	1974
84	SUNY Brockport (42) vs. Assumption (42) (N3d)	1973

FIELD GOALS ATTEMPTED

No.	Team vs. Opponent	Year
204	Central Okla. (116) vs. Bridgeport (88) (QF)	1992
196	Cal. St. L.A. (103) vs. N.C. A&T (93) (N3d)	1959
185	Ky. Wesleyan (96) vs. Louisiana (89) (N3d)	1971
182	Illinois St. (99) vs. Ky. Wesleyan (83) (N3d)	1967
179	Assumption (90) vs. Norfolk St. (89) (QF)	1974

THREE-POINT FIELD GOALS

No.	Team vs. Opponent	Year
28	Troy (23) vs. Southern N.H. (5) (SF)	1993
26	Augusta (11) vs. Central Okla. (15)	2008
26	BYU-Hawaii (12) vs. West Liberty (14)	2011
24	Lincoln Memorial (14) vs. West Liberty (10)	2016
23	Tarleton St. (16) vs. Augustana (SD) (7) (QF)	2016
23	Truman (14) vs. Saint Rose (9) (QF)	1999
23	Minnesota St. (12) vs. Alabama Huntsville (11) (QF)	2011
23	St. Anselm (16) vs. Nova Southeastern (7) (QF)	2019

THREE-POINT FIELD GOALS ATTEMPTED

No.	Team vs. Opponent	Year
72	BYU-Hawaii (29) vs. West Liberty (43) (SF)	2011
71	Central Okla. (43) vs. Augusta (28) (2OT) (QF)	2008
63	St. Anselm (36) vs. Nova Southeastern (27) (QF)	2019
61	LIU Post (37) vs. Findlay (24) (QF)	2009
61	West Liberty (41) vs. MSU Denver (SF)	2013

FREE THROWS MADE

No.	Team vs. Opponent	Year
68	Evansville (46) vs. N.C. A&T (22) (SF)	1959
62	Saint Michael's (46) vs. North Dakota (16) (N3d)	1965
60	Evansville (33) vs. Wheaton (27) (N3d)	1958
59	Alabama A&M (38) vs. California [Pa.] (21) (QF)	1996
58	Washburn (30) vs. Western Wash. (28) (SF)	2001

FREE THROWS ATTEMPTED

No.	Team vs. Opponent	Year
89	Fla. Southern (66) vs. Cal St. San B'dino (23) (QF)	1999
86	Evansville (56) vs. N.C. A&T (30) (SF)	1959
79	Washburn (42) vs. Western Wash. (37) (SF)	2001
77	Mount St. Mary's (57) vs. South Dakota St. (20) (SF)	1985
76	California [Pa.] (51) vs. Alabama A&M (25) (QF)	1996

REBOUNDS

No.	Team vs. Opponent	Year
121	Sacred Heart (62) vs. Towson (59) (QF)	1977
119	San Diego (64) vs. Fla. Tech (55) (QF)	1978
116	Central Okla. (65) vs. Bridgeport (51) (QF)	1992
114	Ky. Wesleyan (69) vs. Saint Michael's (45) (QF)	1960
114	Assumption (61) vs. Norfolk St. (53) (QF)	1974

ASSISTS

No.	Team vs. Opponent	Year
59	Bridgeport (35) vs. Central Okla. (24) (QF)	1992
57	Troy (36) vs. Southern N.H. (21) (SF)	1993
48	North Dakota (27) vs. Ky. Wesleyan (21) (SF)	1990
47	Southern Ind. (30) vs. South Dakota (17) (QF)	1994
46	Fla. Southern (28) vs. Southeast Mo. St. (18) (QF)	1982

BLOCKED SHOTS

No.	Team vs. Opponent	Year
29	Saint Rose (21) vs. Virginia Union (8) (QF)	1996
17	Florida Tech (9) vs. (CH)eyney (8) (SF)	1978
17	Bridgeport (13) vs. Jefferson (4) (QF)	1991
15	Alabama A&M (10) vs. Southern N.H. (5) (QF)	1994
15	Saint Rose (12) vs. Truman (3) (QF)	1999

STEALS

No.	Team vs. Opponent	Year
32	West Liberty (17) vs. Anderson (SC) (15) (QF)	2011
31	UC Riverside (19) vs. New Orleans (12) (QF)	1974
29	North Ala. (19) vs. Ashland (10) (QF)	1991
27	SUNY Brockport (14) vs. Ky. Wesleyan (13) (SF)	1973
27	West Liberty (16) vs. MSU Denver (11) (SF)	2013

PERSONAL FOULS

No.	Team vs. Opponent	Year
61	Dist. Columbia (37) vs. Wright St. (24) (CH)	1983
59	Jacksonville St. (33) vs. Southeast Mo. (26) (QF)	1985
56	South Dakota St. (32) vs. California [Pa.], (24) (QF)	1992
56	Southern Ind. (30) vs. CSU Bakersfield (26)	1994
56	Tampa (30) vs. Ky. Wesleyan (26) (SF)	2001

PLAYERS DISQUALIFIED

No.	Team vs. Opponent	Year
6	SUNY Brockport (4) vs. Ky. Wesleyan (2) (SF)	1973
6	Tampa (4) vs. Ky. Wesleyan (2) (SF)	2001
6	Barton (3) vs. Winona St. (3) (QF)	2006
5	4 tied (most recent: Southern Ind. (3) vs. CSU Bakersfield (2) (CH) 1994)	

CHAMPIONSHIP GAME RECORDS

INDIVIDUAL RECORDS

POINTS

No.	Player, Team vs. Opponent	Year
40	Jimmie Daniels, South Dakota vs. Saint Michael's	1958
40	Earl Monroe, Winston-Salem vs. Missouri St.	1967
38	Ron Nunnally, Central Mo. vs. Saint Augustine's	1984
35	Jet Chang, BYU-Hawaii vs. Bellarmine	2011
33	Riley Ellis, Southeast Mo. St. vs. Sacred Heart	1986
33	Lorico Duncan, Ky. Wesleyan vs. MSU Denver	2000

FIELD GOALS

No.	Player, Team vs. Opponent	Year
16	Earl Monroe, Winston-Salem vs. Missouri St.	1967
14	Jimmie Daniels, South Dakota vs. Saint Michael's	1958
14	Wilbur Holland, New Orleans vs. Old Dominion	1975
14	Riley Ellis, Southeast Mo. St. vs. Sacred Heart	1986
13	Ron Nunnally, Central Mo. vs. Saint Augustine's	1984
13	Lorico Duncan, Ky. Wesleyan vs. MSU Denver	2000
13	Anthony Atkinson, Barton vs. Winona St.	2007

FIELD GOALS ATTEMPTED

No.	Player, Team vs. Opponent	Year
34	Ted McLain, Tennessee St. vs. Philadelphia	1970
30	Earl Monroe, Winston-Salem vs. Missouri St.	1967
26	Jimmie Daniels, South Dakota vs. Saint Michael's	1958
25	Mike Williams, Ky. Wesleyan vs. Tennessee St.	1973
25	Ron Nunnally, Central Mo. vs. Saint Augustine's	1984
25	Riley Ellis, Southeast Mo. St. vs. Sacred Heart	1986

FIELD-GOAL PERCENTAGE

(Minimum 10 field goals made)

Pct.	FG-FGM	Player, Team vs. Opponent	Year
80.0	12-15	Tyrekus Bowman, Augusta vs. Winona St.	2008
76.9	10-13	Wilson Washington, Old Dominion vs. New Orleans	1975
76.9	10-13	Fred Stafford, North Ala. vs. Bridgeport	1991
71.4	10-14	Leo Parent, UMass Lowell vs. Alas. Anchorage	1988
66.7	10-15	Jim Rowe, Mount St. Mary's vs. Fla. Southern	1981

THREE-POINT FIELD GOALS

No.	Player, Team vs. Opponent	Year
7	David Zellmann, Winona St. vs. Virginia Union	2006
6	Chris Burns, Bryant vs. Virginia Union	2005
6	Anthony Pope, Fort Hays St. vs. Northern Ky.	1996
5	7 tied (most recent: Kevin Capers, Fla. Southern vs. Indiana (PA) 2015)	

THREE-POINT FIELD GOALS ATTEMPTED

No.	Player, Team vs. Opponent	Year
15	David Zellmann, Winona St. vs. Virginia Union	2006
13	Craig Marshall, UC Riverside vs. Southern Ind.	1995
13	Devante Chance, Indiana (PA) vs. Fla. Southern	2015
11	John Williams, Bryant vs. Virginia Union	2005
11	Lorico Duncan, Ky. Wesleyan vs. MSU Denver	2000

THREE-POINT FIELD-GOAL PERCENTAGE

(Minimum 4 three-point field goals made)

Pct.	FG-FGM	Player, Team vs. Opponent	Year
100.0	4-4	John Smith, Winona St. vs. Augusta	2008
100.0	4-4	Alex Richter, Augustana (SD) vs. Lincoln Memorial	2016
85.7	6-7	Anthony Pope, Fort Hays St. vs. Northern Ky.	1996
80.0	4-5	John Worth, Ky. Wesleyan vs. Gannon	1987
80.0	4-5	Jet Chang, BYU-Hawaii vs. Bellarmine	2011
80.0	4-5	Chris Mitchell, Western Wash. vs. Montevallo	2012

FREE THROWS MADE

No.	Player, Team vs. Opponent	Year
13	John Ebeling, Fla. Southern vs. Mount St. Mary's	1981
13	Brian Pesko, Central Mo. vs. Saint Augustine's	1984
12	Jimmie Daniels, South Dakota vs. Saint Michael's	1958
12	Larry Humes, Evansville vs. Southern Ill.	1965
12	Ron Nunnally, Central Mo. vs. Saint Augustine's	1984

FREE THROWS ATTEMPTED

No.	Player, Team vs. Opponent	Year
19	John Ebeling, Fla. Southern vs. Mount St. Mary's	1981
17	Jimmie Daniels, South Dakota vs. Saint Michael's	1958
16	Ron Nunnally, Central Mo. vs. Saint Augustine's	1984
15	Earl Monroe, Winston-Salem vs. Missouri St.	1967
15	Tyrone Davis, CSU Bakersfield vs. Troy	1993
15	Antoine Sifford, N.C. Central vs. Southeast Mo. St.	1989

FREE-THROW PERCENTAGE

(Minimum 10 free throws made)

Pct.	FT-FTM	Player, Team vs. Opponent	Year
100.0	11-11	Gary Monroe, Wright St. vs. Dist. Columbia	1983
100.0	10-10	Daulton Hommes, Point Loma vs. Northwest Mo. St.	2019
92.9	13-14	Brian Pesko, Central Mo. vs. Saint Augustine's	1984
91.7	11-12	Daniel Jansen, Augustana (SD) vs. Lincoln Memorial	2016
90.9	10-11	Mason Cope, Ky. Wesleyan vs. Wheaton (IL)	1957
90.9	10-11	Durrelle Lewis, Mount St. Mary's vs. Fla. Southern	1981

REBOUNDS

No.	Player, Team vs. Opponent	Year
25	Jerry Sloan, Evansville vs. Southern Ill.	1965
24	Hank Gretkowski, Saint Michael's vs. South Dakota	1958
21	Lloyd Neal, Tennessee St. vs. Philadelphia	1970
21	Kebu Stewart, CSU Bakersfield vs. Northern Ky.	1997
19	Antonio Garcia, Ky. Wesleyan vs. MSU Denver	1999
19	Casey Schilling, Augustana (SD) vs. Lincoln Memorial	2016

ASSISTS

No.	Player, Team vs. Opponent	Year
12	Dave Twardzik, Old Dominion vs. Evansville	1971
12	Clayton Smith, MSU Denver vs. Ky. Wesleyan	2002
11	Michael Morris, Southeast Mo. St. vs. Sacred Heart	1986
10	Hal Johnston, Roanoke vs. Akron	1972
9	Don Buse, Evansville vs. Old Dominion	1971
9	Derrick Russell, Bridgeport vs. North Ala.	1991
9	Warren Peebles, Virginia Union vs. Bridgeport	1992
9	Brandon Lockhart, Drury vs. MSU Denver	2013

BLOCKS

No.	Player, Team vs. Opponent	Year
8	Joel Teague, Bridgeport vs. North Ala.	1991
6	Derrick Johnson, Virginia Union vs. Bridgeport	1992
6	John Smith, Winona St. vs. Virginia Union	2006
5	Jay Bruchak, Mount St. Mary's vs. Fla. Southern	1981
5	Alonzo Goldston, Fort Hays St. vs. Northern Ky.	1996
5	Cliff Clinton, Northern Ky. vs. CSU Bakersfield	1997
5	Garret Siler, Augusta vs. Winona St.	2008

STEALS

No.	Player, Team vs. Opponent	Year
7	Mitch McCarron, MSU Denver vs. Drury	2013
6	Roger Younger, Sacred Heart vs. Southeast Mo. St.	1986
5	Wayne Golden, Chattanooga vs. Puget Sound	1976
5	Darryl Yarbrough, Chattanooga vs. Randolph Macon	1977
5	Derwin Lilly, Virginia Union vs. New York Tech	1980
5	Leo Parent, UMass Lowell vs. Alas. Anchorage	1988
5	Allen Williams, North Ala. vs. Bridgeport	1991
5	Kevin McDonald, Kennesaw St. vs. Southern Ind.	2004
5	Duan Crockett, Virginia Union vs. Winona St.	2006

TEAM RECORDS

POINTS

No.	Team vs. Opponent	Year
100	Virginia Union vs. Bridgeport (75)	1992
97	Evansville vs. Old Dominion (82)	1971
97	MSU Denver vs. Ky. Wesleyan (79)	2000
93	Sacred Heart vs. Southeast Mo. St. (87)	1986
93	Ky. Wesleyan vs. CSU Bakersfield (79)	1990

FEWEST POINTS

No.	Team vs. Opponent	Year
38	Southeast Mo. St. vs. Wittenberg (42)	1961
40	Green Bay vs. Cheyney (47)	1978
42	Wittenberg vs. Southeast Mo. St. (38)	1961
42	Wittenberg vs. South Dakota St. (44)	1963
44	South Dakota St. vs. Wittenberg (42)	1963

WINNING MARGIN

No.	Team vs. Opponent	Year
27	N.C. Central (73) vs. Southeast Mo. St. (46)	1989
25	Virginia Union (100) vs. Bridgeport (75)	1992
25	Kennesaw St. (84) vs. Southern Ind. (59)	2004
24	Wheaton (IL) (89) vs. Ky. Wesleyan (65)	1957
22	South Dakota (75) vs. Saint Michael's (53)	1958

SMALLEST WINNING MARGIN

No.	Team vs. Opponent	Year
1	Mount St. Mary's (58) vs. Sacramento St. (57) (OT)	1962
1	Jacksonville St. (74) vs. South Dakota St. (73)	1985
1	CSU Bakersfield (57) vs. Northern Ky. (56)	1997
1	Drury (74) vs. MSU Denver (73)	2013
2	South Dakota St. (44) vs. Wittenberg (42)	1963
2	Ky. Wesleyan (78) vs. Tennessee St. (76) (OT)	1973
2	Barton (77) vs. Winona St. (75)	2007
2	Ferris St. (71) vs. Northern St. (69)	2018

POINTS BY LOSING TEAM

No.	Team vs. Opponent	Year
87	Southeast Mo. St. vs. Sacred Heart (93)	1986
86	Southern Ind. vs. CSU Bakersfield (92)	1994
82	Southern Ill. vs. Evansville (85) OT	1965
82	Old Dominion vs. Evansville (97)	1971
81	Lincoln Memorial vs. Augustana (SD) (90)	2016

FIELD GOALS

No.	Team vs. Opponent	Year
43	Virginia Union vs. Bridgeport	1992
38	Tennessee St. vs. Philadelphia	1970
38	Sacred Heart vs. Southeast Mo. St.	1986
37	Evansville vs. Chapman	1960
37	Old Dominion vs. Evansville	1971
37	Southeast Mo. St. vs. Sacred Heart	1986

FEWEST FIELD GOALS

No.	Team vs. Opponent	Year
15	Southeast Mo. St. vs. Wittenberg	1961
15	Wittenberg vs. Southeast Mo. St.	1961
15	Wittenberg vs. South Dakota St.	1963
16	Indiana (PA) vs. Cal Poly Pomona	2010
17	Saint Michael's vs. South Dakota	1958
17	Southeast Mo. St. vs. N.C. Central	1989
17	Northern Ky. vs. Fort Hays St.	1996

FIELD GOALS ATTEMPTED

No.	Team vs. Opponent	Year
86	Bridgeport vs. Virginia Union	1992
85	Old Dominion vs. Evansville	1971
80	Tennessee St. vs. Philadelphia	1970
79	Chapman vs. Evansville	1960
79	New Orleans vs. Old Dominion	1975

FEWEST FIELD GOALS ATTEMPTED

No.	Team vs. Opponent	Year
40	North Ala. vs. Green Bay	1979
41	Southeast Mo. St. vs. Wittenberg	1961
45	Green Bay vs. Cheyney	1978
45	Northwest Mo. St. vs. Point Loma	2019
46	Cheyney vs. Green Bay	1978
46	Northwest Mo. St. vs. Fairmont St.	2017

FIELD-GOAL PERCENTAGE

Pct.	FG-FGM	Team vs. Opponent	Year
64.7	33-51	Puget Sound vs. Chattanooga	1976
62.5	29-48	Wright St. vs. Dist. Columbia	1983
60.4	23-43	UMass Lowell vs. Alas. Anchorage	1988
60.4	32-53	MSU Denver vs. Ky. Wesleyan	2000
58.8	30-51	Winona St. vs. Barton	2007

LOWEST FIELD-GOAL PERCENTAGE

Pct.	FG-FGM	Team vs. Opponent	Year
25.4	17-67	Saint Michael's vs. South Dakota	1958
26.3	15-57	Wittenberg vs. South Dakota St.	1963
28.8	15-52	Wittenberg vs. Southeast Mo. St.	1961
29.1	23-79	Chapman vs. Evansville	1960
30.2	16-53	Indiana (PA) vs. Cal Poly Pomona	2010

THREE-POINT FIELD GOALS

No.	Team vs. Opponent	Year
13	Winona St. vs. Augusta	2008
13	Fla. Southern vs. Indiana (PA)	2015
12	BYU-Hawaii vs. Bellarmine	2011
11	Ky. Wesleyan vs. CSU Bakersfield	1990
11	Northeastern St. vs. Ky. Wesleyan	2003
11	Kennesaw St. vs. Southern Ind.	2004
11	Drury vs. MSU Denver	2013
11	Central Missouri vs. West Liberty	2014

FEWEST THREE-POINT FIELD GOALS

No.	Team vs. Opponent	Year
1	MSU Denver vs. Ky. Wesleyan	2002
1	Virginia Union vs. Winona St.	2006
1	Northern St. vs. Ferris St.	2018
2	Alas. Anchorage vs. UMass Lowell	1988
2	Southeast Mo. St. vs. N.C. Central	1989
2	North Ala. vs. Bridgeport	1991
2	CSU Bakersfield vs. Troy	1993
2	MSU Denver vs. Ky. Wesleyan	1999

THREE-POINT FIELD GOALS ATTEMPTED

No.	Team vs. Opponent	Year
32	Winona St. vs. Augusta	2008
29	West Liberty vs. Central Mo.	2014
29	Indiana (PA) vs. Fla. Southern	2015
28	Bryant vs. Virginia Union	2005
25	Winona St. vs. Virginia Union	2006
25	Bellarmine vs. BYU-Hawaii	2011
25	BYU-Hawaii vs. Bellarmine	2011
25	Fla. Southern vs. Indiana (PA)	2015

FEWEST THREE-POINT FIELD GOALS ATTEMPTED

No.	Team vs. Opponent	Year
4	Northern St. vs. Ferris St.	2018
5	Alas. Anchorage vs. UMass Lowell	1988
6	CSU Bakersfield vs. Troy	1993
8	Ferris St. vs. Northern St.	2018
9	UMass Lowell vs. Alas. Anchorage	1988

THREE-POINT FIELD-GOAL PERCENTAGE

(Minimum 7 three-point field goals made)

Pct.	FG-FGM	Team vs. Opponent	Year
57.9	11-19	Drury vs. MSU Denver	2013
57.1	8-14	CSU Bakersfield vs. Ky. Wesleyan	1990
57.1	8-14	Southern Ind. vs. UC Riverside	1995
53.8	7-13	MSU Denver vs. Ky. Wesleyan	2000
52.4	11-21	Central Mo. vs. West Liberty	2014

LOWEST THREE-POINT FIELD GOAL PERCENTAGE

(Minimum 5 three-point field goals attempted)

Pct.	FG-FGM	Team vs. Opponent	Year
7.1	1-14	MSU Denver vs. Ky. Wesleyan	2002
9.1	1-11	Virginia Union vs. Winona St.	2006
14.3	3-21	UC Riverside vs. Southern Ind.	1995
16.7	2-12	North Ala. vs. Bridgeport	1991
16.7	2-12	MSU Denver vs. Ky. Wesleyan	1999

FREE THROWS

No.	Team vs. Opponent	Year
33	Central Mo. vs. Saint Augustine's	1984
32	Wright St. vs. Dist. Columbia	1983
28	North Ala. vs. Green Bay	1979
27	Evansville vs. Missouri St.	1959
27	Evansville vs. Southern Ill.	1965
27	CSU Bakersfield vs. Troy	1993

FEWEST FREE THROWS

No.	Team vs. Opponent	Year
2	Northern Ky. vs. CSU Bakersfield	1997
4	New Orleans vs. Old Dominion	1975
4	Green Bay vs. Cheyney	1978
4	Green Bay vs. North Ala.	1979
4	Alas. Anchorage vs. UMass Lowell	1988
4	Bryant vs. Virginia Union	2005

FREE THROWS ATTEMPTED

No.	Team vs. Opponent	Year
45	CSU Bakersfield vs. Southern Ind.	1994
42	Central Mo. vs. Saint Augustine's	1984
41	Wright St. vs. Dist. Columbia	1983
39	CSU Bakersfield vs. Troy	1993
36	Wheaton (IL) vs. Ky. Wesleyan	1957

FEWEST FREE THROWS ATTEMPTED

No.	Team vs. Opponent	Year
4	Bryant vs. Virginia Union	2005
6	Missouri St. vs. Morgan St.	1974
6	New Orleans vs. Old Dominion	1975
6	Green Bay vs. Cheyney	1978
7	Green Bay vs. North Ala.	1979
7	Northern Ky. vs. CSU Bakersfield	1997

FREE-THROW PERCENTAGE

(Minimum 15 free throws made)

Pct.	FT-FTM	Team vs. Opponent	Year
90.0	18-20	Virginia Union vs. Bryant	2005
87.0	20-23	Virginia Union vs. New York Tech	1980
85.0	17-20	Puget Sound vs. Chattanooga	1976
84.6	22-26	Roanoke vs. Akron	1972
84.2	16-19	Indiana (PA) vs. Fla. Southern	2015

LOWEST FREE-THROW PERCENTAGE

Pct.	FT-FTM	Team vs. Opponent	Year
28.6	2-7	Northern Ky. vs. CSU Bakersfield	1997
33.3	4-12	Alas. Anchorage vs. UMass Lowell	1988
44.4	8-18	Old Dominion vs. Evansville	1971
47.8	11-23	Winston-Salem vs. Missouri St.	1967
50.0	9-18	Western Wash. vs. Montevallo	2012
50.0	9-18	Lincoln Memorial vs. Augustana (SD)	2016

REBOUNDS

No.	Team vs. Opponent	Year
58	Virginia Union vs. Bridgeport	1992
56	Evansville vs. Chapman	1960
56	Old Dominion vs. Evansville	1971
55	Roanoke vs. Akron	1972
54	Tennessee St. vs. Philadelphia	1970

FEWEST REBOUNDS

No.	Team vs. Opponent	Year
23	Southeast Mo. St. vs. N.C. Central	1989
24	Dist. Columbia vs. Fla. Southern	1982
24	UMass Lowell vs. Alas. Anchorage	1988
27	Chattanooga vs. Puget Sound	1976
27	Drury vs. MSU Denver	2013
27	Ferris St. vs. Northern St.	2018
27	Northwest Mo. St. vs. Point Loma	2019

REBOUND MARGIN

No.	Team vs. Opponent	Year
21	N.C. Central (44) vs. Southeast Mo. St. (23)	1989
19	Old Dominion (56) vs. Evansville (37)	1971
18	Evansville (56) vs. Chapman (38)	1960
18	Virginia Union (58) vs. Bridgeport (40)	1992
17	Evansville (53) vs. Southern Ill. (36)	1965

ASSISTS

No.	Team vs. Opponent	Year
30	Virginia Union vs. Bridgeport	1992
27	Tennessee St. vs. Ky. Wesleyan	1973
26	Evansville vs. Old Dominion	1971
21	Roanoke vs. Akron	1972
21	South Dakota St. vs. Jacksonville St.	1985
21	Ky. Wesleyan vs. MSU Denver	1999

BLOCKED SHOTS

No.	Team vs. Opponent	Year
9	Bridgeport vs. North Ala.	1991
7	Virginia Union vs. Bridgeport	1992
7	CSU Bakersfield vs. Northern Ky.	1997
7	Ky. Wesleyan vs. Washburn	2001
7	Winona St. vs. Virginia Union	2006
7	Augusta vs. Winona St.	2008
7	Lincoln Memorial vs. Augustana (SD)	2016

STEALS

No.	Team vs. Opponent	Year
17	MSU Denver vs. Drury	2013
16	Chattanooga vs. Randolph Macon	1977
16	Sacred Heart vs. Southeast Mo. St.	1986
16	Kennesaw St. vs. Southern Ind.	2004
14	Virginia Union vs. New York Tech	1980
14	Troy vs. CSU Bakersfield	1993
14	Barton vs. Winona St.	2007

PERSONAL FOULS

No.	Team vs. Opponent	Year
37	Dist. Columbia vs. Wright St.	1983
30	Saint Augustine's vs. Central Mo.	1984
30	Southern Ind. vs. CSU Bakersfield	1994
29	Gannon vs. Ky. Wesleyan	1987
29	Troy vs. CSU Bakersfield	1993

FEWEST PERSONAL FOULS

No.	Team vs. Opponent	Year
6	North Ala. vs. Green Bay	1979
9	Wittenberg vs. Southeast Mo. St.	1961
9	Sacramento St. vs. Mount St. Mary's	1962
10	Ky. Wesleyan vs. Southern Ill.	1966
10	Green Bay vs. Cheyney	1978

PLAYERS DISQUALIFIED

No.	Team vs. Opponent	Year
4	Dist. Columbia vs. Wright St.	1983
3	Randolph Macon vs. Chattanooga	1977
3	Troy vs. CSU Bakersfield	1993
3	Southern Ind. vs. CSU Bakersfield	1994
3	Southern Ill. vs. Evansville	1965
3	Mount St. Mary's vs. Fla. Southern	1981

TEAM AND TWO-TEAM BY HALVES

POINTS IN A HALF, TEAM

No.	Team vs. Opponent	Year
56	Southern Ind. vs. CSU Bakersfield (2nd)	1994
55	Winona St. vs. Augusta (2nd)	2008
54	Kennesaw St. vs. Southern Ind. (2nd)	2004
53	Ky. Wesleyan vs. CSU Bakersfield (2nd)	1990
52	MSU Denver vs. Ky. Wesleyan (2nd)	2002

POINTS IN A HALF, BOTH TEAMS

No.	Team vs. Opponent	Year
103	Southern Ind. (56) vs. CSU Bakersfield (47) (2nd)	1994
97	Ky. Wesleyan (53) vs. Gannon (44) (2nd)	1990
96	Ky. Wesleyan (49) vs. MSU Denver (47) (2nd)	1996
93	Evansville (49) vs. Chapman (44) (2nd)	1960
93	CSU Bakersfield (51) vs. Troy (42) (1st)	1992

POINTS AT HALFTIME, TEAM

No.	Team vs. Opponent	Year
51	Evansville vs. Old Dominion (40)	1971
51	Ky. Wesleyan vs. Gannon (27)	1987
50	Sacred Heart vs. Southeast Mo. St. (41)	1986
50	MSU Denver vs. Ky. Wesleyan (30)	2000
49	Ky. Wesleyan vs. Missouri St. (28)	1969
49	Virginia Union vs. Bridgeport (43)	1992

POINTS AT HALFTIME, BOTH TEAMS

No.	Team vs. Opponent	Year
92	Virginia Union (49) vs. Bridgeport (43)	1992
91	Evansville (51) vs. Old Dominion (40)	1971
91	Sacred Heart (50) vs. Southeast Mo. St. (41)	1986
90	Bellarmine (47) vs. BYU-Hawaii (43)	2011
82	Evansville (44) vs. Missouri St. (38)	1958
82	Virginia Union (45) vs. New York Tech (37)	1980

FEWEST POINTS IN A HALF, TEAM

No.	Team vs. Opponent	Year
12	Findlay vs. Cal Poly Pomona (2nd)	2009
15	South Dakota St. vs. Wittenberg (2nd)	1963
16	Southeast Mo. St. vs. Wittenberg (2nd)	1961
18	Wittenberg vs. Southeast Mo. St. (2nd)	1961
18	Sacramento St. vs. Mount St. Mary's (2nd)	1962

FEWEST POINTS IN A HALF, BOTH TEAMS

No.	Team vs. Opponent	Year
34	Wittenberg (19) vs. South Dakota St. (15) (2nd)	1963
34	Cal Poly Pomona (22) vs. Findlay (12) (2nd)	2009
35	Wittenberg (18) vs. Southeast Mo. St. (16) (2nd)	1961
40	Cheyney (20) vs. Green Bay (20) (1st)	1978
43	Mount St. Mary's (25) vs. Sacramento St. (18) (2nd)	1962

FEWEST POINTS AT HALFTIME, TEAM

No.	Team vs. Opponent	Year
20	Cheyney vs. Green Bay (20)	1978
20	Green Bay vs. Cheyney (20)	1978
20	Southeast Mo. St. vs. N.C. Central (42)	1989
20	Cal Poly Pomona vs. Findlay (30)	2009
21	Southern Ind. vs. UC Riverside (39)	1995
21	Fairmont St. vs. Northwest Mo. St. (21)	2017

FEWEST POINTS AT HALFTIME, BOTH TEAMS

No.	Team vs. Opponent	Year
40	Cheyney (20) vs. Green Bay (20)	1978
46	Wittenberg (24) vs. Southeast Mo. St. (22)	1961
46	Virginia Union (24) vs. Bryant (22)	2005
47	Green Bay (24), North Ala. (23)	1979
48	South Dakota St. (25) vs. Wittenberg (23)	1963

HALFTIME LEAD

No.	Team vs. Opponent	Year
22	N.C. Central (42) vs. Southeast Mo. St. (20)	1989
21	Ky. Wesleyan (49) vs. Missouri St. (28)	1969
20	MSU Denver (50) vs. Ky. Wesleyan (30)	2000
18	UC Riverside (39) vs. Southern Ind. (21)	1995
17	Wheaton (IL) (45) vs. Ky. Wesleyan (28)	1957

HALFTIME DEFICIT OVERCOME TO WIN

No.	Team vs. Opponent	Year
18	Southern Ind. vs. UC Riverside, H 21-39, F: 71-63	1995
12	Winona St. vs. Augusta, H 32-44, F: 87-76	2008
12	Drury vs. MSU Denver, H 27-39; F: 74-73	2013
10	Barton vs. Winona St., H 31-41, F: 77-75	2007
7	Ky. Wesleyan vs. Indiana St., H: 23-30, F: 63-52	1968

TWO-TEAM RECORDS

POINTS

No.	Team vs. Opponent	Year
180	Sacred Heart (93) vs. Southeast Mo. St. (77)	1986
179	Evansville (97) vs. Old Dominion (82)	1971
178	CSU Bakersfield (92) vs. Southern Ind. (86)	1994
176	MSU Denver (97) vs. Ky. Wesleyan (79)	2000
175	Virginia Union (100) vs. Bridgeport (75)	1992

FEWEST POINTS

No.	Team vs. Opponent	Year
80	Wittenberg (42) vs. Southeast Mo. St. (38)	1961

No.	Team vs. Opponent	Year
86	South Dakota St. (44) vs. Wittenberg (42)	1963
87	Cheyney (47) vs. Green Bay (40)	1978
105	Ky. Wesleyan (54) vs. Southern Ill. (51)	1966
109	Findlay (56) vs. Cal Poly Pomona (53) (OT)	2009

FIELD GOALS

No.	Team vs. Opponent	Year
75	Evansville (38) vs. Old Dominion (37)	1971
75	Sacred Heart (38) vs. Southeast Mo. St. (37)	1986
71	Virginia Union (43) vs. Bridgeport (28)	1992
68	New Orleans (35) vs. Old Dominion (33)	1975
66	Tennessee St. (34) vs. Ky. Wesleyan (32)	1973
66	Puget Sound (33) vs. Chattanooga (33)	1976

FIELD GOALS ATTEMPTED

No.	Team vs. Opponent	Year
161	Bridgeport (86) vs. Virginia Union (75)	1992
156	Old Dominion (85) vs. Evansville (71)	1971
152	Chapman (79) vs. Evansville (73)	1960
151	Wheaton (IL) (77) vs. Ky. Wesleyan (74)	1957
143	Akron (76) vs. Roanoke (67)	1972
143	New Orleans (79) vs. Old Dominion (64)	1975

THREE-POINT FIELD GOALS

No.	Team vs. Opponent	Year
21	Fla. Southern (13) vs. Indiana (PA) (8)	2015
20	BYU-Hawaii (12) vs. Bellarmine (8)	2011
19	Ky. Wesleyan (11) vs. CSU Bakersfield (8)	1990
19	Central Mo. (11) vs. West Liberty (8)	2014
17	Northeastern St. (11) vs. Ky. Wesleyan (6)	2003
17	Winona St. (13) vs. Augusta (4)	2008
17	Drury (11) vs. MSU Denver (6)	2013

THREE-POINT FIELD GOALS ATTEMPTED

No.	Team vs. Opponent	Year
54	Indiana (PA) (29) vs. Fla. Southern (25)	2015
50	Bellarmine (25) vs. BYU-Hawaii (25)	2011
50	West Liberty (29) vs. Central Mo. (21)	2014
47	Winona St. (32) vs. Augusta (15)	2008
42	Bryant (28) vs. Virginia Union (14)	2005
41	Washburn (23) vs. Ky. Wesleyan (18)	2001

FREE THROWS MADE

No.	Team vs. Opponent	Year
50	Evansville (27) vs. Missouri St. (23)	1959
50	CSU Bakersfield (27) vs. Troy (23)	1993
49	Wright St. (32) vs. Dist. Columbia (17)	1983
46	CSU Bakersfield (25) vs. Southern Ind. (21)	1994
44	South Dakota (25) vs. Saint Michael's (19)	1958

FREE THROWS ATTEMPTED

No.	Team vs. Opponent	Year
74	CSU Bakersfield (45) vs. Southern Ind. (29)	1994
70	Wright St. (41) vs. Dist. Columbia (29)	1983
69	CSU Bakersfield (39) vs. Troy (30)	1993
60	Wheaton (IL) (36) vs. Ky. Wesleyan (24)	1957
59	South Dakota (34) vs. Saint Michael's (25)	1958

REBOUNDS

No.	Team vs. Opponent	Year
105	Ky. Wesleyan (53) vs. Wheaton (IL) (52)	1957
99	Tennessee St. (54) vs. Philadelphia (45)	1970

No.	Team vs. Opponent
98	Virginia Union (58) vs. Bridgeport (40)
96	Old Dominion (56) vs. Evansville (40)
96	Roanoke (55) vs. Akron (41)

ASSISTS

No.	Team vs. Opponent	Year
44	Evansville (26) vs. Old Dominion (18)	1991
43	Virginia Union (30) vs. Bridgeport (13)	1992
42	Tennessee St. (27) vs. Ky. Wesleyan (15)	1973
38	Sacred Heart (20) vs. Southeast Mo. St. (18)	1986
35	Northeastern St. (19) vs. Ky. Wesleyan (16)	2003
35	Winona St. (17) vs. Augusta (18)	2008

BLOCKED SHOTS

No.	Team vs. Opponent	Year
13	CSU Bakersfield (7) vs. Northern Ky. (6)	1997
11	Ky. Wesleyan (7) vs. Washburn (4)	2001
10	Puget Sound (6) vs. Chattanooga (4)	1976
10	Bridgeport (9) vs. North Ala. (1)	1991
10	Virginia Union (7) vs. Bridgeport (3)	1992
10	Winona St. (7) vs. Virginia Union (3)	2006

STEALS

No.	Team vs. Opponent	Year
26	Sacred Heart (16) vs. Southeast Mo. St. (10)	1986
25	Troy (14) vs. CSU Bakersfield (11)	1993
23	Chattanooga (16) vs. Randolph Macon (7)	1977
23	Kennesaw St. (16) vs. Southern Ind. (7)	2004
22	Virginia Union (14) vs. New York Tech (8)	1980
22	Wright St. (11) vs. Dist. Columbia (11)	1983
22	MSU Denver (17) vs. Drury (5)	2013

PERSONAL FOULS

No.	Team vs. Opponent	Year
61	Dist. Columbia (37) vs. Wright St. (24)	1983
56	Southern Ind. (30) vs. CSU Bakersfield (26)	1994
50	Gannon (29) vs. Ky. Wesleyan (21)	1987
50	Troy (29) vs. CSU Bakersfield (21)	1993
46	Chattanooga (24) vs. Randolph Macon (22)	1977

PLAYERS DISQUALIFIED

No.	Team vs. Opponent	Year
5	Southern Ind. (3) vs. CSU Bakersfield (2)	1994
4	Dist. Columbia (4) vs. Wright St. (0)	1983
3	five tied (most recent: Troy (3) vs. CSU Bakersfield (0), 1993)	

LAST TIME IT HAPPENED AT THE ELITE EIGHT...

No. 1 faced No. 2

#2 Northwest Mo. St. (71) vs. #1 Fairmont St. (61), March 25, 2017 (Championship)

Two undefeated teams played

#1 Findlay (33-0) (89) vs. #2 LIU Post (30-0) (79), March 25, 2009 (QF)

The lower seed won

#6 Point Loma 87, #3 Queens (NC) 74; #7 Southern Ind. 94, #2 West Tex. A&M 84; #5 St. Anselm 91, #4 Nova Southeastern 81, March 27, 2019 (QF)

A game finished after one overtime

Minnesota St. (95) vs. Alabama Huntsville (91), March 23, 2011 (QF)

A game finished after two overtimes

Northern St. (105) vs. Queens (NC) (99), March 22, 2018 (SF)

A game finished after three overtimes

Truman (106) vs. Saint Rose (101), March 17, 1999 (QF)

A game finished after 4 or more overtimes

Never

Two or more games in the same season went to overtime

2009 (Findlay [89] vs. LIU Post [79], March 25 [Quarterfinal]; Findlay [56] vs. Cal Poly Pomona [53], March 28, 2009 [Championship])

A game involved an undefeated team

Northwest Mo. St. (37-0) (64) vs. Point Loma (58), March 30, 2019 [Championship]

Two or more undefeated teams participated in same season

2009 (Findlay, 33-0 entering Elite Eight; LIU Post, 30-0 entering Elite Eight)

A team beat two or more undefeated teams

Winona St., 2008 (def. 36-0, Grand Valley St., March 26, 2008, Quarterfinal; def. 34-0 Bentley, March 27, 2008, Semifinal).

An undefeated team played in the championship game

Northwest Mo. St. (37-0) (64) vs. Point Loma (58), March 30, 2019 [Championship]

A team won the national championship with an undefeated record

Northwest Mo. St. (38-0), 2019

An undefeated team lost

West Liberty (33-0) (101) vs. BYU-Hawaii (110), March 24, 2011

An undefeated team lost in the Championship Game

Winona St. (35-0) (75) vs. Barton (77), March 24, 2007

A team scored at least 100 points in a game

Northern St. (105) vs. Queens (NC) 99 (2OT), March 22, 2018 (SF); Queens (NC) (100) vs. California Baptist (94), March 20, 2018 (QF)

A team scored at least 100 points in the Championship game

Virginia Union (100) vs. Bridgeport (75), March 29, 1992

Both teams scored at least 100 points in a game

Lincoln Memorial (103) vs. West Liberty (102), March 24, 2016 (SF)

A team scored at least 100 points in game that finished in regulation

Queens (NC) (100) vs. California Baptist (94), March 20, 2018 (QF)

Both teams scored at least 100 points in game that finished in regulation

Lincoln Memorial (103) and West Liberty (102), March 24, 2016 (SF)

A team made 11 or more 3-point field goals in game

St. Anselm (16-36) (91) vs. Nova Southeastern, March 27, 2019 (QF)

A team made 11 or more 3-point field goals in Championship Game

Fla. Southern (13-of-25) (77) vs. Indiana (PA) (62), March 28, 2015

A team failed to make any 3-point field goals in game (first year of 3-pointer was 1987)

Millersville (0-of-7) (86) vs. UC Riverside (92), 1989 (QF)

A team failed to make any 3-point field goals in Championship Game (first year of 3-pointer was 1987)

Never

A team scored less than 50 points in game

St. Joseph's (IN) (48) vs. Cal Poly Pomona (69), March 24, 2010 (QF)

A team scored less than 50 points in Championship Game

Southeast Mo. St. (46) vs. N.C. Central (73), 1989

A team made 40 or more field goals in game

Southern Ind. (40 FG) (108) vs. Southern N.H. (93), March 22, 1995 (QF)

A team made 40 or more field goals in Championship Game

Virginia Union (43 FG) (100) vs. Bridgeport (75), 1992

A team made less than 20 field goals in game

Indiana (PA) (19 FG) (62) vs. Fla. Southern (77), March 28, 2015 (Championship)

A team made less than 20 field goals in Championship Game

Indiana (PA) (19 FG) (62) vs. Fla. Southern (77), March 28, 2015

A team made 30 or more free throws in game

Augustana (SD) (31 FTM) (86) vs. Tarleton St. (79), March 23, 2016 (QF)

A team made 30 or more free throws in Championship Game

Central Mo. (33 FTM) (81) vs. Saint Augustine's (77), 1984

A team failed to make a free throw in game
Akron (77) vs. Hofstra (58), 1964 (QF); Hofstra (58) vs. Akron (77), 1964 (QF)

A team failed to make a free throw in Championship Game
Never

A player scored at least 30 points in game
Alex Stein (31), Southern Ind. (94) vs. West Tex. A&M (84), March 27, 2019 (QF); Tim Guers (31), St. Anselm (91) vs. Nova Southeastern (81), March 27, 2019; Mark Matthews (31), Nova Southeastern (81) vs. St. Anselm (91), March 27, 2019

A player scored at least 40 points in game
Seeger Bonifant (44), West Liberty (102) vs. Lincoln Memorial (103), March 24, 2016 (SF)

A player scored at least 50 points in game
Willie Jones (54), American (91) vs. Evansville (101), 1960 (QF)

A player scored at least 30 points in Championship Game
Jet Chang (35), BYU-Hawaii (68) vs. Bellarmine (71), March 26, 2011

A player scored at least 40 points in Championship Game
Earl Monroe (40), Winston-Salem (77) vs. Missouri St. (74), March 17, 1967

A player scored at least 50 points in Championship Game
Never

A player had a point-rebound double-double in game
Ryan Hawkins (14 points, 14 rebounds), Northwest Mo. St. (76) vs. St. Anselm (53), March 28, 2019 (SF); Shaun Willett (27 points, 11 rebounds), Queens (NC) (74) vs. Point Loma (87), March 27, 2019 (QF); Chris Paul (16 point, 11 rebounds), St. Anselm (91) vs. Nova Southeastern (81), March 27, 2019 (QF); Mark Matthews (31 points, 13 rebounds), Nova Southeastern (81) vs. St. Anselm (91), March 27, 2019 (QF)

A player had a point-rebound double-double in the Championship Game
Chris-Ebou Ndow (17 points, 18 rebounds), Northwest Mo. St. (71) vs. Fairmont St. (61), March 25, 2017

A player had at least 20 points, 10 rebounds in game
Shaun Willett (27 points, 11 rebounds), Queens (NC) (74) vs. Point Loma (87), March 27, 2019 (QF); Mark Matthews (31 points, 13 rebounds), Nova Southeastern (81) vs. St. Anselm (91), March 27, 2019 (QF)

A player had at least 20 points, 10 rebounds in Championship Game
Casey Schilling (20 points, 19 rebounds), Augustana (SD) (90) vs. Lincoln Memorial (81), March 26, 2016

A player had 20 rebounds in game
Antonio Garcia (20 rebounds), Ky. Wesleyan (74) vs. Lander (69), March 17, 1999

A player had 20 rebounds in Championship game
Kebu Stewart (21), CSU Bakersfield (57) vs. Northern Ky. (56), 1997

A player had at least 20 points, 20 rebounds in game
Damon Reed (26 points, 20 rebounds), Saint Rose (101) vs. Truman (106) (3 OT), March 17, 1999 (QF)

A player had at least 20 points, 20 rebounds in Championship Game
Jerry Sloan (25 points, 25 rebounds), Evansville (85) vs. Southern Ill. (82), March 12, 1965

A player had a points-rebounds-assists triple-double
Travis Smith (17 points, 13 rebounds, 10 assists), Sacred Heart (86) vs. Fla. Southern (80), March 21, 1986 (SF)

A player made six or more three-point FGs in game
Tim Guers (six), St. Anselm (91) vs. Nova Southeastern (81), March 27, 2019 (QF)

A player made six or more three-point FGs in Championship Game
David Zellmann (seven), Winona St. (73) vs. Virginia Union (61), March 22, 2006

A player made 12 or more FGs in game
Trevor Huggins (12-24), Northwest Mo. St. (76) vs. St. Anselm (53), March 28, 2019 (SF); Mark Matthews (14-22), Nova Southeastern (81) vs. St. Anselm (91), March 27, 2019 (QF)

A player made 12 or more FGs in Championship Game
Jet Chang (12 FGM), BYU-Hawaii (68) vs. Bellarmine (71), March 26, 2011

A player made 10 or more FTs in game
Daulton Hommes (10-10), Point Loma (58) vs. Northwest Mo. St. (64), March 30, 2019 (CH); Alex Stein (11-11), Southern Ind. (94) vs. West Tex. A&M (84), March 27, 2019 (QF)

A player made 10 or more FTs in Championship Game
Daulton Hommes (10-10), Point Loma (58) vs. Northwest Mo. St. (64), March 30, 2019

National Champion came from Atlantic Region
2007 (Barton)

National Champion came from Midwest Region
2018 (Ferris St.)

National Champion came from Central Region
2019 (Northwest Mo. St.)

National Champion came from East Region
1988 (UMass Lowell)

National Champion came from South Region
2015 (Fla. Southern)

National Champion came from Southeast Region
2005 (Virginia Union)

National Champion came from South Central Region
2003 (Northeastern St.)

National Champion came from West Region
2012 (Western Wash.)

Most Outstanding Player was not on team which won the National Championship
2012 (D.J. Rivera, Montevallo)

Coach won National Championship at his alma mater
2019 (Ben McCollum, Northwest Mo. St.)

ALL-TOURNAMENT TEAMS

**Most Outstanding Player*

1957

*Mel Peterson, Wheaton (IL)
Jack Sullivan, Mount St. Mary's
Mason Cope, Ky. Wesleyan
Bob Whitehead, Wheaton (IL)
Jim Daniels, South Dakota

1958

*Ed Smallwood, Evansville
Jim Browne, Saint Michael's
Jim Daniels, South Dakota
Mel Peterson, Wheaton (IL)
Dick Zeitler, Saint Michael's

1959

*Hugh Ahlering, Evansville
Joe Cotton, N.C. A&T
Jack Israel, Missouri St.
Paul Benes, Hope
Leo Hill, Cal State LA

1960

*Ed Smallwood, Evansville
Dale Wise, Evansville
Tom Cooke, Chapman
Gary Auten, Ky. Wesleyan
William Jones, American

1961

*Don Jacobsen, South Dakota St.
John O'Reilly, Mount St. Mary's
George Fisher, Wittenberg
Vivan Reed, Southeast Mo. St.
Carl Ritter, Southeast Mo. St.

1962

*Ron Rohrer, Sacramento St.
Jim Mumford, Neb. Wesleyan
Ed Spila, Southern Ill.
John O'Reilly, Mount St. Mary's
Ed Pfeiffer, Mount St. Mary's

1963

*Wayne Rasmussen, South Dakota St.
Tom Black, South Dakota St.
Bob Cherry, Wittenberg
Bill Fisher, Wittenberg
Al Thrasher, Wittenberg

1964

*Jerry Sloan, Evansville
Maurice McHartley, N.C. A&T
Larry Humes, Evansville
Bill Stevens, Akron
Buster Briley, Evansville

1965

*Jerry Sloan, Evansville
Richard Tarrant, Saint Michael's
Walt Frazier, Southern Ill.
George McNeil, Southern Ill.
Larry Humes, Evansville

1966

*Sam Smith, Ky. Wesleyan
Clarence Smith, Southern Ill.
George McNeil, Southern Ill.
David Lee, Southern Ill.
Phil Jackson, North Dakota

1967

*Earl Monroe, Winston-Salem
Lou Shepherd, Missouri St.
Sam Smith, Ky. Wesleyan
Danny Bolden, Missouri St.
Dallas Thornton, Ky. Wesleyan

1968

*Jerry Newsom, Indiana St.
Larry Jeffries, Trinity (TX)
George Tinsley, Ky. Wesleyan
Fred Hardman, Indiana St.
Dallas Thornton, Ky. Wesleyan

1969

*George Tinsley, Ky. Wesleyan
Curtis Perry, Missouri St.
Tommy Hobgood, Ky. Wesleyan
Mert Bancroft, Missouri St.
#Bob Rutherford, American Int'l

1970

*Ted McClain, Tennessee St.
Randy Smith, Buffalo St.
Carl Poole, Jefferson
Howard Lee, UC Riverside
John Pierantozzi, Jefferson

1971

*Don Buse, Evansville
#Dwight Lamar University, Louisiana
Rick Coffey, Evansville
John Duncan, Ky. Wesleyan
Skip Noble, Old Dominion

1972

*Hal Johnston, Roanoke
Leonard Robinson, Tennessee St.
Lloyd Neal, Tennessee St.
Jay Piccola, Roanoke
Len Paul, Akron

1973

*Mike Williams, Ky. Wesleyan
Ron Gilliam, SUNY Brockport
Mike Boylan, Assumption
Leonard Robinson, Tennessee St.
Roger Zornes, Ky. Wesleyan

1974

*Marvin Webster, Morgan St.
John Grochowalski, Assumption
Randy Magers, Missouri St.
William Doolittle, Missouri St.
Alvin O'Neal, Morgan St.

1975

*Wilson Washington, Old Dominion
Wilbur Holland, New Orleans
John Grochowalski, Assumption
Joey Caruthers, Old Dominion
Paul Brennan, Assumption

1976

*Curt Peterson, Puget Sound
Wayne Golden, Chattanooga
Jeff Fuhrmann, Old Dominion
Jeff Furry, Eastern Ill.
Brant Gibler, Puget Sound

1977

*Wayne Golden, Chattanooga
Joe Allen, Randolph-Macon
Otis Boddie, North Ala.
William Gordon, Chattanooga
Hector Olivencia, Sacred Heart

1978

*Andrew Fields, Cheyney
Kenneth Hynson, Cheyney
Tom Anderson, Green Bay
Charlie Thomas, Eastern Ill.
Jerry Prather, UCF

1979

*Perry Oden, North Ala.
Carlton Hurdle, Bridgeport
Ron Ripley, Green Bay
Ron Darby, North Ala.
Rory Lindgren, Green Bay

1980

*Keith Valentine, Virginia Union
Larry Holmes, Virginia Union
Bobby Jones, New York Tech
John Ebeling, Fla. Southern
Johnny Buckmon, North Ala.

1981

*John Ebeling, Fla. Southern
Mike Hayes, Fla. Southern
Durelle Lewis, Mount St. Mary's
Jim Rowe, Mount St. Mary's
Jay Bruchak, Mount St. Mary's

1982

*Michael Britt, Dist. Columbia
John Ebeling, Fla. Southern
Dwight Higgs, Ky. Wesleyan
Earl Jones, Dist. Columbia
Wayne McDaniel, CSU Bakersfield

1983

*Gary Monroe, Wright St.
Anthony Bias, Wright St.
Fred Moore, Wright St.
Earl Jones, Dist. Columbia
Michael Britt, Dist. Columbia

1984

*Ron Nunnally, Central Mo.
Brian Pesko, Central Mo.
Kenneth Bannister, Saint Augustine's
Rod Drake, Ky. Wesleyan
Robert Harris, North Ala.

1985

*Mark Tetzlaff, South Dakota St.
Dave Bennett, Ky. Wesleyan
Melvin Allen, Jacksonville St.
Robert Spurgeon, Jacksonville St.
Darryle Edwards, Mount St. Mary's

1986

*Roger Younger, Sacred Heart
Kevin Stevens, Sacred Heart
Keith Johnson, Sacred Heart
Riley Ellis, Southeast Mo. St.
Ronny Rankin, Southeast Mo. St.

1987

*Sam Smith, Ky. Wesleyan
Andra Whitlow, Ky. Wesleyan
John Worth, Ky. Wesleyan
Mike Runski, Gannon
Jerome Johnson, Mont. St.-Billings

1988

*Leo Parent, UMass Lowell
Bobby Licare, UMass Lowell
Averian Parrish, Alas. Anchorage
Jerry Johnson, Fla. Southern
Darryl Thomas, Troy

1989

*Miles Clarke, N.C. Central
Dominique Stephens, N.C. Central
Antoine Sifford, N.C. Central
Earnest Taylor, Southeast Mo. St.
Maurice Pullum, UC Riverside

1990

*Wade Green, CSU Bakersfield
LeRoy Ellis, Ky. Wesleyan
Corey Crowder, Ky. Wesleyan
Dave Vonesh, North Dakota
Vincent Mitchell, Ky. Wesleyan

1991

*Lambert Shell, Bridgeport
Pat Morris, Bridgeport
Fred Stafford, North Ala.
Allen Williams, North Ala.
Carl Wilmer, North Ala.

1992

*Derrick Johnson, Virginia Union
Reggie Jones, Virginia Union
Winston Jones, Bridgeport
Steve Wills, Bridgeport
Kenney Toomer, Cal U (PA)

1993

*Tyrone Davis, CSU Bakersfield
Roheen Oats, CSU Bakersfield
Terry McCord, Troy
Wayne Robertson, Southern N.H.
Danny Lewis, Wayne St. (MI)

1994

*Stan Gouard, Southern Ind.
Kenny Warren, CSU Bakersfield
Reggie Phillips, CSU Bakersfield
Roheen Oats, CSU Bakersfield
Tyrone Tate, Southern Ind.

1995

*William Wilson, UC Riverside
Brian Huebner, Southern Ind.
Chad Gilbert, Southern Ind.
Boo Purdom, UC Riverside
Corey Williams, Norfolk St.

1996

*Sherick Simpson, Fort Hays St.
Paul Cluxton, Northern Ky.
LaRon Moore, Northern Ky.
Alonzo Goldston, Fort Hays St.
Kebu Stewart, CSU Bakersfield

1997

*Kebu Stewart, CSU Bakersfield
Cliff Clinton, Northern Ky.
Paul Cluxton, Northern Ky.
Shannon Minor, Northern Ky.
Terrance Springer, Salem (WV)

1998

*Antonio Garcia, Ky. Wesleyan
Dana Williams, Ky. Wesleyan
Jason Cox, UC Davis
Dante Ross, UC Davis
William Davis, Virginia Union

1999

*Antonio Garcia, Ky. Wesleyan
Dana Williams, Ky. Wesleyan
Lee Barlow, MSU Denver
DeMarcos Anzures, MSU Denver
Innocent Kere, Fla. Southern

2000

*DeMarcos Anzures, MSU Denver
Kane Oakley, MSU Denver
John Bynum, MSU Denver
Lee Barlow, MSU Denver
Lorico Duncan, Ky. Wesleyan

2001

*Lorico Duncan, Ky. Wesleyan
Marshall Sanders, Ky. Wesleyan
Ewan Auguste, Washburn
Ryan Murphy, Washburn
Sylvere Bryan, Washburn

2002

*Patrick Mutombo, MSU Denver
Clayton Smith, MSU Denver
#Chris Landry, Ky. Wesleyan
#Ronald Evans, Ky. Wesleyan
Ronald Murray, Shaw

2003

*Darnell Hinson, Northeastern St.
Shon Robinson, Northeastern St.
Derek Cline, Northeastern St.
Marlon Parmer, Ky. Wesleyan
#Eugene Dabney, Ky. Wesleyan

2004

*Terrence Hill, Kennesaw St.
Georgy Joseph, Kennesaw St.
Cris Brunson, Southern Ind.
Joe Gordon, Southern Ind.
Luke Kendall, MSU Denver

2005

*Antwan Walton, Virginia Union
Duan Crockett, Virginia Union
Luqman Jaaber, Virginia Union
Chris Burns, Bryant
John Williams, Bryant

2006

*John Smith, Winona St.
David Zellman, Winona St.
Brad Byerson, Virginia Union
Darius Hargrove, Virginia Union
Tony Binetti, Seattle Pacific

2007

*Anthony Atkinson, Barton
Jonte Flowers, Winona St.
Zack Malvik, Winona St.
John Smith, Winona St.
Zack Wright, Central Mo.

2008

*Jonte Flowers, Winona St.
John Smith, Winona St.
Tyrekus Bowman, Augusta
Garret Siler, Augusta
Lew Finnegan, Bentley

2009

*Josh Bostic, Findlay
Morgan Lewis, Findlay
Larry Gordon, Cal Poly Pomona
Walter Thompson, Cal Poly Pomona
Sanijay Watts, Central Mo.

2010

*Austin Swift, Cal Poly Pomona
Dahir Nasser, Cal Poly Pomona
Darryl Webb, Indiana (PA)
Taylor Witt, St. Cloud St.
Matt Schenck, St. Cloud St.

2011

*Jet Chang, BYU-Hawaii
Jeremy Kendle, Bellarmine
Justin Benedetti, Bellarmine
Corey Pelle, West Liberty
Jefferson Mason, Minnesota St.

2012

*D.J. Rivera, Montevallo
Rory Blanche, Western Wash.
Antoine Davis, Western Wash.
Richard Woodworth, Western Wash.
Chris Dowe, Bellarmine

2013

*Alex Hall, Drury
Brandon Lockhart, Drury
Brandon Jefferson, MSU Denver
Mitch McCarron, MSU Denver
Jonathan Morse, MSU Denver

2014

*Daylen Robinson, Central Missouri
Dillon Deck, Central Missouri
Shawn Dyer, West Liberty
Charles Hammork, Central Missouri
Cedric Harris, West Liberty

2015

*Kevin Capers, Fla. Southern
Dylan Travis, Fla. Southern
Jake Thelen, Bellarmine
Devante Chance, Indiana (PA)
Shawn Dyer, Indiana (PA)

2016

*Alex Richter, Augustana (SD)
Casey Schilling, Augustana (SD)
Daniel Jansen, Augustana (SD)
Gere! Simmons, Lincoln Memorial
Seeger Bonifant, West Liberty

2017

*Justin Pitts, Northwest Mo. St.
Chris-Ebou Ndw, Northwest Mo. St.
Adam Eberhard, Bellarmine
Jason Jolly, Fairmont St.
Thomas Wimbush, Fairmont St.

2018

*Zach Hankins, Ferris St.
Drew Cushingberry, Ferris St.
Logan Doyle, Northern St.
Darin Peterka, Northern St.
Ian Smith, Northern St.

2019

*Trevor Hudgins, Northwest Mo. St.
Joey Witthus, Northwest Mo. St.
Daulton Hommes, Point Loma
Tim Guers, Southern Ind.
Alex Stein, Southern Ind.

^2020

#Team's participation vacated by action of the NCAA Committee on Infractions.

^Championship canceled due to COVID-19 pandemic.

50TH ANNIVERSARY TEAM

The 50th anniversary team was created in conjunction with the Elite Eight's 50th anniversary celebration during the 2006 Elite Eight in Springfield, Mass. The NCAA Division II Men's Basketball committee established a list of nominees from among players named to the all-tournament team in the first 50 years of the championship. Voting was then conducted and open to the public through an online balloting system at www.NCAA.com. Below are the 10 student-athletes and two coaches honored as members of the Elite Eight's 50th anniversary team:

Name, School

Ed Smallwood, Evansville

Walt Frazier, Southern Illinois

Antonio Garcia, Ky. Wesleyan

Jerry Sloan, Evansville

Kebu Stewart, CSU Bakersfield

Phil Jackson, North Dakota

Marvin Webster, Morgan St.

John Ebeling, Fla. Southern

George Tinsley, Ky. Wesleyan

Earl Monroe, Winston-Salem

(coach) Arad McCutchan, Evansville

(coach) Clarence "Big House" Gaines, Winston-Salem

FINAL SITE ATTENDANCE HISTORY

Year	Qtr. #1	Qtr. #2	Semi	Final	Total	Avg.	Site (Capacity)
1957	n/a	n/a	n/a	n/a	13,000	3,250	Evansville, Ind. (13,000)
1958	1,042	4,708	5,548	4,709	16,007	4,002	Evansville, Ind. (13,000)
1959	1,779	5,749	6,108	8,651	22,287	5,572	Evansville, Ind. (13,000)
1960	2,333	6,547	\$9,947	9,009	27,836	6,959	Evansville, Ind. (13,000)
1961	1,050	3,207	3,627	5,138	13,022	3,256	Evansville, Ind. (13,000)
1962	1,342	2,373	2,183	1,851	7,749	1,937	Evansville, Ind. (13,000)
1963	2,287	7,167	3,811	5,261	18,526	4,632	Evansville, Ind. (13,000)
1964	3,246	7,903	8,522	12,244	31,915	7,979	Evansville, Ind. (13,000)
1965	\$4,238	\$9,866	9,183	12,797	\$36,084	\$9,021	Evansville, Ind. (13,000)
1966	3,730	5,085	6,948	10,319	26,082	6,521	Evansville, Ind. (13,000)
1967	2,346	4,818	7,403	6,041	20,608	5,152	Evansville, Ind. (13,000)
1968	3,998	7,522	9,317	13,062	33,899	8,475	Evansville, Ind. (13,000)
1969	2,649	7,519	7,703	12,132	30,003	7,507	Evansville, Ind. (13,000)
1970	2,204	4,217	3,906	5,748	16,075	4,019	Evansville, Ind. (13,000)
1971	4,043	8,916	9,729	\$13,124	35,812	8,953	Evansville, Ind. (13,000)
1972	3,500	4,717	4,000	5,233	17,450	4,363	Evansville, Ind. (13,000)
1973	2,268	5,078	4,204	6,768	18,318	4,580	Evansville, Ind. (13,000)
1974	2,813	3,790	3,223	4,381	14,207	3,552	Evansville, Ind. (13,000)
1975	2,131	3,304	3,428	4,046	12,909	3,228	Evansville, Ind. (13,000)

Year	Qtr.	Semi	Final	Total	Avg.	Site (Capacity)
1976	%18,300	4,253	4,195	8,448	4,224	Evansville, Ind. (13,000)
1977	16,106	5,359	5,718	11,077	5,539	Springfield, Mass. (7,800)
1978	16,500	6,440	6,458	12,898	6,449	Springfield, Mo. (8,858)
1979	12,556	3,302	3,768	7,070	3,535	Springfield, Mo. (8,858)
1980	11,073	3,406	3,555	6,961	3,481	Springfield, Mass. (7,800)
1981	15,614	5,466	5,928	11,394	5,697	Springfield, Mass. (7,800)
1982	14,777	4,232	4,725	8,957	4,479	Springfield, Mass. (7,800)
1983	12,680	3,862	4,767	8,629	4,315	Springfield, Mass. (7,800)
1984	15,146	4,260	4,886	9,146	4,573	Springfield, Mass. (7,800)
1985	17,589	5,620	6,187	11,807	5,904	Springfield, Mass. (7,800)
1986	12,262	5,133	5,863	10,996	5,498	Springfield, Mass. (7,800)
1987	14,765	5,416	6,894	12,310	6,155	Springfield, Mass. (7,800)
1988	14,728	4,547	4,909	9,456	4,728	Springfield, Mass. (7,800)

Year	Qtr. #1	Qtr. #2	Semi	Final	Total	Avg.	Site (Capacity)
1989	1,826	2,166	3,405	3,909	11,306	2,827	Springfield, Mass. (7,800)

Year	Qtr. #1	Qtr. #2	Semi	Final	Total	Avg.	Site (Capacity)
1990	3,953	4,471	3,617	3,904	15,945	3,986	Springfield, Mass. (7,800)
1991	1,817	2,161	2,255	4,582	10,815	2,704	Springfield, Mass. (7,800)
1992	2,359	2,406	2,823	5,431	13,019	3,255	Springfield, Mass. (7,800)
1993	1,923	2,330	2,699	5,653	12,605	3,151	Springfield, Mass. (7,800)
1994	1,910	3,025	3,100	6,685	14,720	3,680	Springfield, Mass. (7,800)
1995	1,088	4,393	3,657	4,806	13,944	3,486	Louisville, Ky. (7,012)
1996	2,025	2,466	2,596	3,707	10,794	2,699	Louisville, Ky. (5,162)
1997	1,175	2,517	1,789	2,840	8,321	2,080	Louisville, Ky. (5,040)
1998	1,420	2,833	2,307	3,420	9,980	2,495	Louisville, Ky. (5,040)
1999	1,057	2,310	3,020	4,013	10,400	2,600	Louisville, Ky. (5,136)
2000	1,471	3,173	2,976	4,648	12,268	3,067	Louisville, Ky. (5,000)
2001	#5,964	3,740	2,565	3,025	15,294	3,824	Bakersfield, Calif. (10,000)
2002	1,204	3,532	3,894	5,119	13,749	2,750	Evansville, Ind. (12,500)
2003	1,074	1,568	1,261	2,378	6,281	1,570	Lakeland, Fla. (4,700)
2004	1,645	1,306	1,354	1,653	5,958	1,490	Bakersfield, Calif. (8,848)
2005	727	1,102	1,030	1,717	4,576	1,144	Grand Forks, N.D. (11,406)
2006	2,108	3,023	3,419	4,093	12,643	3,161	Springfield, Mass. (6,677)
2007	2,747	4,267	2,679	4,974	14,667	3,667	Springfield, Mass. (6,677)
2008	3,722	3,680	4,019	5,628	17,049	4,262	Springfield, Mass. (6,677)
2009	3,908	3,012	2,422	4,885	14,227	3,557	Springfield, Mass. (6,677)
2010	2,032	2,247	2,194	3,672	10,145	2,536	Springfield, Mass. (6,677)
2011	2,164	1,812	1,838	1,906	7,720	1,930	Springfield, Mass. (6,677)
2012	1,183	4,281	4,213	3,589	13,266	3,317	Highland Heights, Ky. (9,400)
2013	750	823	1,797	#7,763	11,133	2,783	Louisville, Ky. (18,749)/Atlanta (18,238)^
2014	763	477	826	4,742	6,808	1,702	Evansville, Ind (8,930)
2015	759	1,674	1,819	4,384	8,636	2,159	Evansville, Ind (8,930)
2016	739	2,249	1,520	1,765	6,273	1,568	Frisco, Texas (6,000)
2017	779	1,648	1,711	3,250	7,388	1,847	Sioux Falls, S.D. (3,250)
2018	714	3,167	3,197	3,538	10,616	2,654	Sioux Falls, S.D. (3,250)
2019	1,306	#7,330	#5,965	4,269	#18,870	#4,718	Evansville, Ind. (11,000)

*2020

From 1957-75 and 1989-Present the Elite Eight format was used, quarterfinal numbers are broken down by first and second sessions. From 1976 to 1988 the eight regional champions rotated as host of the four quarterfinal games, the winner advanced to one site for the semifinal and final rounds. Quarterfinal numbers are all-session totals.

\$ - All-time record; % - Record for combined quarterfinal total; # - Current format record

^ - In 2013 Quarterfinal and Semifinal games were played at Freedom Hall in Louisville, Ky.; the Championship game was played at Philips Arena in Atlanta.

* - 2020 Championship canceled due to COVID-19 pandemic.

DIVISION II TOURNAMENT RECORDS

INDIVIDUAL RECORDS

(Minimum three games for tournament records.)

POINTS, GAME

54—Willie Jones, American (91) vs. Evansville (101), 1960; Bill Fennelly, Central Mo. (112) vs. Jacksonville St. (91), 1980.

POINTS, TOURNAMENT

185—Jack Sullivan, Mount St. Mary's, 1957 (36 vs. CCNY, 48 vs. N.C. Central, 39 vs. Rider, 19 vs. Ky. Wesleyan, 43 vs. Cal State LA).

FIELD GOALS, GAME

22—Phil Jackson, North Dakota (107) vs. Parsons (56), 1967.

FIELD GOALS, TOURNAMENT

71—Jack Sullivan, Mount St. Mary's, 1957 (14 vs. CCNY, 19 vs. N.C. Central, 16 vs. Rider, 8 vs. Ky. Wesleyan, 14 vs. Cal State LA).

THREE-POINT FIELD GOALS, GAME

11—Kenny Warren, CSU Bakersfield (98) vs. Grand Canyon (68), 1993.

THREE-POINT FIELD GOALS, TOURNAMENT

25—Jalen Steele, Lincoln Memorial, 2016 (4 vs. Lander, 3 vs. Queens [NC], 5 vs. Lenoir-Rhyne, 4 vs. Barry, 5 vs. West Liberty, 4 vs. Augustana [SD]).

FREE THROWS MADE, GAME

24—Dave Twardzik, Old Dominion (102) vs. Norfolk St. (97), 1971.

FREE THROWS MADE, TOURNAMENT

55—Don Jacobsen, South Dakota St., 1961 (9 vs. Cornell College, 22 vs. Prairie View, 9 vs. UC Santa Barbara, 11 vs. Southeast Mo. St., 4 vs. Mount St. Mary's).

HIGHEST FREE-THROW PERCENTAGE, GAME

(Minimum 18 made)

100%—Ralph Talley, Norfolk St. (70) vs. Virginia Union (60), 1986 (18-18).

ASSISTS, GAME

20—Steve Ray, Bridgeport (132) vs. Stonehill (127) (OT), 1989.

ASSISTS, TOURNAMENT

49—Tyrone Tate, Southern Ind., 1994 [8 vs. Ky. Wesleyan, 3 vs. Wayne St. (MI), 16 vs. South Dakota, 16 vs. Southern N.H., 6 vs. CSU Bakersfield].

REBOUNDS, TOURNAMENT

(since 1968)

99—Marvin Webster, Morgan St., 1974 (5 games).

TEAM RECORDS

(Three-game minimum for tournament records and percentages)

POINTS, GAME

132—Bridgeport vs. Stonehill (127) (OT), 1989; Central Okla. vs. Washburn (114), 1992.

POINTS, TOURNAMENT

573—Lincoln Memorial, 2016 (98 vs. Lander, 95 vs. Queens [NC], 103 vs. Lenoir-Rhyne, 93 vs. Barry, 103 vs. West Liberty, 81 vs. Augustana [SD]).

FIELD GOALS, GAME

54—Bentley (129) vs. Stonehill (118), 1989.

FIELD GOALS, TOURNAMENT

204—Lincoln Memorial, 2016 (35 vs. Lander, 32 vs. Queens [NC], 32 vs. Lenoir-Rhyne, 34 vs. Barry, 39 vs. West Liberty, 32 vs. Augustana [SD]).

THREE-POINT FIELD GOALS, GAME

23—Troy (126) vs. Southern N.H. (123), 1993.

THREE-POINT FIELD GOALS, TOURNAMENT

65—Lincoln Memorial, 2016 (14 vs. Lander, 13 vs. Queens [NC], 8 vs. Lenoir-Rhyne, 8 vs. Barry, 14 vs. West Liberty, 8 vs. Augustana [SD]).

FREE THROWS MADE, GAME

46—Evansville (110) vs. N.C. A&T (92), 1959.

FREE THROWS MADE, TOURNAMENT

142—Mount St. Mary's, 1957.

ASSISTS, GAME

36—Troy (126) vs. Southern N.H. (123), 1993.

ASSISTS, TOURNAMENT

120—North Dakota, 1990.

INDIVIDUAL SINGLE-GAME SCORING HIGHS

Player, Team and Opponent	Round*	Year	FG-FGA	FT-FTA	TP
Bill Fennelly, Central Mo. (98) vs. Jacksonville St. (86)	RC	1980	19-27	16-19	54
Willie Jones, American (91) vs. Evansville (101)	RF	1960	18-41	18-22	54
Phil Jackson, North Dakota (107) vs. Parsons (56)	RC	1967	22-31	7-10	51
Earl Monroe, Winston-Salem (88) vs. Akron (80)	RF	1967	21-37	7-12	49
Tony Nicodemo, Saint Michael's (97) vs. Adelphi (58)	RF	1958	20-na	9- na	49
Keryn McBride, Alderson Broaddus (93) vs. Charleston (WV) (96)	1st	2002	19-23	2-3	48
Jack Sullivan, Mount St. Mary's (106) vs. N.C. Central (88)	RF	1957	19-33	10-12	48
Larry Wyllie, Northern Ill. (95) vs. Hope (101)	1st	1958	20- na	8-10	48
Ryan Diggs, Western Wash. (100) vs. Humboldt St. (86)	RQF	2006	14-24	16-16	47
Cam Martin, Mo. Southern St. (101) vs. Washburn (100)	RQF	2019	16-21	5-6	46
Kevin Capers, Fla. Southern (95) vs. Tuskegee (98)	RQF	2014	17-30	9-17	46
Kelly Coleman, Ky. Wesleyan (108) vs. Johnson C. Smith (80)	1st	1960	20-36	6-7	46
Dayvon Sloan, St. Joseph's (IN) (104) vs. Quincy (103) (3 OT)	RC	2010	12-20	16-17	45
Ryan Miller, Northern St. (88) vs. South Dakota St. (82)	RF	1998	13-25	10-12	45
Mike Boylan, Assumption (94) vs. SUNY Brockport (90)	FC	1973	19-33	7-7	45
Eddie Brown, Valdosta St. (102) vs. Tuskegee (93)	1st	1979	18-29	9-13	45
Bruce Davis, Montclair St. (93) vs. Buffalo St. (103)	1st	1971	19-26	7-11	45
Will Vorhees, Notre Dame (OH) (81) vs. Virginia St. (89)	RQF	2019	16-34	9-10	44
Seeger Bonifant, West Liberty (102) vs. Lincoln Memorial (103)	QF	2016	15-22	12-12	44
Kevin Coduti, Northern Mich. (83) vs. Lewis (77)	1st	1999	15-24	14-19	44
Rob Paternostro, Southern N.H. (113) vs. Saint Rose (110) (OT)	RSF	1995	12-18	14-19	44
Joel Copeland, Old Dominion (80) vs. Rollins (77)	1st	1974	19-37	6-8	44
Phil Jackson, North Dakota (112) vs. Valparaiso (82)	RF	1966	13-21	18-19	44
Ed Murphy, Merrimack (104) vs. Sacred Heart (110)	RF	1977	19-32	6-6	44
Steven Nisenon, Hofstra (92) vs. Catholic (92)	1st	1964	15-29	14-14	44
Dave Thomas, South Dakota St. (104) vs. Coe (107)	RF	1966	13-21	18-19	44
Kevin Buckingham, Southeastern Okla. (115) vs. Northern St. (103) (OT)	RQF	2019	15-20	8-9	43
Jet Chang, BYU-Hawaii (110) vs. West Liberty (101)	SF	2011	14-17	8-9	43
Taylor Witt, St. Cloud St. (92) vs. Midwestern St. (88)	QF	2010	9-17	22-23	43
Kelly Mann, Concord (111) vs. Mansfield (96)	RSF	1997	15-20	8-11	43
Tyrone Mason, Edinboro (76) vs. Cal U (PA) (84)	RSF	1996	14-27	9-10	43
Myron Brown, Slippery Rock (98) vs. East Stroudsburg (99) (OT)	1st	1990	14-26	11-11	43
Earnest Killum, Stetson (93) vs. Ga. Southern (86)	RF	1970	17-36	9-12	43
Ed Murphy, Merrimack (107) vs. Bridgeport (83)	1st	1977	14-22	15-15	43
Jack Sullivan, Mount St. Mary's (82) vs. Cal State LA (72)	FC	1957	14- na	15- na	43
Daeshon Francis, Tex. Permian Basin (130) vs. Regis (CO) (124) (4 OT)	RSF	2018	12-21	18-19	43
Deartrus Goodmon, Alabama A&M (106) vs. USC Upstate (91)	RSF	1996	12-20	10-13	42
Mark Bernsen, Mo.-St. Louis (114) vs. South Dakota (72)	1st	1972	18-25	6-7	42
George Gervin, Eastern Mich. (93) vs. Assumption (88)	QF	1972	13-19	16-17	42
Jesse Jackson, Alas. Anchorage (86) vs. UC Riverside (83)	1st	1986	17-24	8-9	42
Ted Jackson, Hofstra (65) vs. American (66)	RF	1959	15-31	12-19	42
Doug Stamper, Austin Peay (94) vs. Tennessee St. (119)	1st	1963	16-32	10-11	42
Mike Dominguez, Colorado Mesa (84) vs. Augustana (SD) (95)	RSF	2010	13-24	9-9	41
Jason Pryor, Longwood (103) vs. West Chester (95)	1st	2001	11-25	4-8	41
Joe Dykstra, Western Ill. (87) vs. Northern Mich. (93)	RF	1981	12-21	17-18	41
Wayne Golden, Chattanooga (107) vs. Nicholls St. (78)	QF	1976	16-28	9-14	41
Ed Murphy, Merrimack (83) vs. Sacred Heart (84)	RF	1978	17-26	7-8	41
Ronny Rankin, Southeast Mo. St. (79) vs. Jacksonville St. (80)	QF	1985	16-27	9-10	41
Lambert Shell, Bridgeport (132) vs. Stonehill (127) (OT)	1st	1989	15-29	11-14	41
Frank Sillmon, Alabama A&M (93) vs. Norfolk St. (80)	RC	1989	13-23	14-17	41
Ed Smallwood, Evansville (101) vs. American (91)	QF	1960	14-23	13-17	41
Darren Jones, West Virginia St. (76) vs. Indiana (PA) (91)	RSF	2010	9-17	17-18	40
Kenny Warren, CSU Bakersfield (98) vs. Grand Canyon (68)	1st	1993	12-16	5-5	40
Mike Britt, Dist. Columbia (76) vs. CSU Bakersfield (71)	SF	1982	14-18	12-19	40
John Ebeling, Fla. Southern (73) vs. UCF (71)	RF	1981	9-15	22-26	40
Carl Claggett, Denison (86) vs. Norfolk St. (108)	RF	1968	17-35	6-11	40
Earl Monroe, Winston-Salem (77) vs. Missouri St. (74)	CG	1967	16-30	8-15	40
Ron Neff, Fresno St. (81) vs. Cal Poly Pomona (88)	1st	1962	16-38	8-12	40
Buster Briley, Evansville (97) vs. N.C. A&T (82)	1st	1962	19-31	2-4	40
Jim Daniels, South Dakota (75) vs. Saint Michael's (53)	CG	1958	14-25	12-16	40

INDIVIDUAL SINGLE-GAME SCORING HIGHS BY ROUND

1st/RQF 48, Kevyn McBride, Alderson Broaddus (93) vs. Charleston (WV) (96), 2003; Larry Wyllie, Northern Ill. (95) vs. Hope (101), 1958

RSF 44, Rob Paternostro, Southern N.H. (113) vs. Saint Rose (110) (OT)

RF 49, Tony Nicodemo, Saint Michael's (97) vs. Adelphi (58), 1958

RC 54, Bill Fennelly, Central Mo. (98) vs. Jacksonville St. (86), 1980

QF 54, Willie Jones, American (91) vs. Evansville (101), 1960

SF 44, Seger Bonifant, West Liberty (102) vs. Lincoln Memorial, 2016

FC 45, Mike Boylan, Assumption (94) vs. SUNY Brockport (90), 1973

CG 40, Jim Daniels, South Dakota (75) vs. Saint Michael's (53), 1958; Earl Monroe, Winston-Salem (77) vs. Missouri St. (74), 1967

*—KEY

1st RD — first round (until 2003); RQF — regional quarterfinal (since 2004); RSF — regional semifinal; RC — regional consolation; RF — regional final; QF — quarterfinal; SF — semifinal; FC — third-place game; CG — championship game.

ONE POINT GAMES IN NCAA DIVISION II TOURNAMENT

1957 (2)

ETSU 62, Centenary (LA) 61 (1st RD)

Rider 69, Saint Michael's 68 (2nd RD)

1958 (1)

Regis (CO) 48, Arkansas St. 47 (1st RD)

1959 (1)

Saint Michael's 71, Le Moyne 70 (RF)

1960 (3)

Truman 82, Lamar University 81 (1st RD)

Buffalo 53, Arkansas St. 52 (RC)

American 75, Fairfield 74 (RF)

1961 (2)

Evansville 98, MacMurray 97 (1st RD)

South Dakota St. 77, Mount St. Mary's 78 (3rd)

1962 (6)

Hofstra 56, LIU Post 55 (1st RD)

Arkansas St. 66, Lamar University 65 (1st RD)

Neb. Wesleyan 78, UNI 77 (RF)

Mount St. Mary's 58, Southern Ill. 57 (SF)

Sacramento St. 74, Neb. Wesleyan 73 (SF)

Mount St. Mary's 58, Sacramento St. 57 (CH)

1963 (2)

Lamar University 89, Arkansas St. 88 (1st RD)

Wittenberg 48, Northeastern 47 (QTR)

1964 (2)

Elizabethtown 74, Jefferson 73 (1st RD)

Hofstra 92, Catholic 91 (1st RD)

1965 (4)

Jefferson 50, Albright 49 (1st RD)

MSU Moorhead 74, Northern Colo. 73 (1st RD)

Southern Ill. 71, Concordia (IL) 70 (1st RD)

Cheyney 52, Albright 51 (RC)

1966 (2)

Missouri St. 72, Arkansas St. 71 (2nd RD)

North Dakota 63, Abilene Christian 62 (QTR)

1967 (1)

Illinois St. 77, San Diego St. 76 (QTR)

1968 (1)

Missouri St. 69, Southern Colo. 68 (2nd RD)

1969 (4)

Alcorn 76, Bellarmine 75 (1st RD)

Transylvania 65, Bellarmine 64 (RC)

Albany (NY) 71, Le Moyne 70 (RC)

Ky. Wesleyan 83, American Int'l 82 (SF)

1970 (3)

Stetson 78, Mount St. Mary's 77 (1st RD)

American Int'l 83, Assumption 82 (RF)

Buffalo St. 75, Stetson 74 (QTR)

1971 (3)

Tennessee St. 92, Louisiana Tech 91 (1st RD)

Hartwick 71, Buffalo St. 70 (RF)

Old Dominion 81, Puget Sound 80 (QTR)

1972 (1)

Tennessee St. 80, New Orleans 79 (2nd RD)

1973 (2)

Transylvania 72, Albany St. 71 (1st RD)

Roanoke 88, Old Dominion 87 (RF)

1974 (1)

Bloomsburg 66, King's (PA) 65 (2nd RD)

1975 (7)

Gannon 65, Hartwick 64 (1st RD)

New Orleans 90, West Ga. 89 (1st RD)

UC Riverside 78, UC Davis 77 (1st RD)

Baltimore 77, Morgan St. 76 (RC)

New Orleans 84, Lincoln (MO) 83 (RF)

UC Riverside 59, Puget Sound 58 (RF)

Tennessee St. 82, Tenn.-Chatt. 81 (RF)

1976 (3)

Cheyney 73, Hartwick 72 (1st RD)

Nicholls St. 90, Grambling 89 (RF)

Cheyney 60, Jefferson 59 (RF)

1977 (0)

1978 (3)

West Ala. 91, Augusta 90 (1st RD)

Sacred Heart 84, Merrimack 83 (RF)

Lincoln (MO) 84, Missouri St. 83 (RF)

1979 (3)

Hartwick 49, Jefferson 48 (1st RD)

Virginia Union 68, Roanoke 67 (1st RD)

Green Bay 46, Cheyney 45 (SF)

1980 (3)

Cheyney 87, Gannon 86 (RC)

New York Tech 58, Northern Mich. 57 (QTR)

Fla. Southern 68, North Ala. (3rd)

1981 (7)

Elizabeth City St. 54, Randolph-Macon 53 (1st RD)

Northern Mich. 70, Wright St. 69 (1st RD)

Southern N.H. 76, Springfield 75 (1st RD)

Stonehill 79, Springfield 78 (RC)

Southern N.H. 81, Sacred Heart 80 (RF)

Fla. Southern 56, Puget Sound 55 (QTR)

Cal Poly 62, Green Bay 61 (3rd)

1982 (5)

Wright St. 87, Bellarmine 86 (RC)

Springfield 73, Stonehill 72 (RC)

Dist. Columbia 67, Mount St. Mary's 66 (RF)

Ky. Wesleyan 66, Central St. (OH) 65 (RF)

Fla. Southern 90, Ky. Wesleyan 89 (SF)

1983 (6)

American Int'l 65, Central Conn. St. (1st RD)

Morningside 80, Omaha 79 (1st RD)

West Ga. 74, West Chester 73 (1st RD)

Bloomsburg 76, Cheyney 75 (1st RD)

Fla. Southern 72, West Chester 71 (RC)

Morningside 91, Jacksonville St. 90 (QTR)

1984 (4)

Saint Augustine's 66, Mansfield 65 (1st RD)

West Ga. 64, Tampa 63 (1st RD)

North Ala. 66, West Ga. 65 (RF)

Ky. Wesleyan 72, Virginia Union 71 (QTR)

1985 (4)

Grand Valley St. 71, Northern Mich. 70 (1st RD)

South Dakota St. 58, Grand Valley St. 57 (RF)

Jacksonville St. 80, Southeast Mo. St. 79 (QTR)

Jacksonville St. 74, South Dakota St. 73 (CH)

1986 (2)

Fla. Southern 83, West Ga. 82 (1st RD)
Southeast Mo. St. 75, Delta St. 74 (RF)

1987 (3)

Southern N.H. 71, New Haven 70 (1st RD)
Southeast Mo. St. 72, West Tex. A&M 71 (1st RD)
Lock Haven 84, Wayne St. (MI) 83 (RC)

1988 (3)

CSU Bakersfield 90, Sacramento St. 89 (RC)
Virginia Union 90, Virginia St. 89 (RC)
Troy 66, N.C. Central 65 (RF)

1989 (4)

Bloomsburg 74, Jefferson 73 (1st RD)
Milwaukee 89, Northern Colo. 88 (RF)
N.C. Central 58, Sacred Heart 57 (QTR)
Southeast Mo. St. 84, UC Riverside 83 (SF)

1990 (4)

East Stroudsburg 99, Slippery Rock 98 (1st RD)
Jacksonville St. 97, Fla. Southern 96 (1st RD)
Humboldt St. 71, UC Riverside 70 (RC)
Ky. Wesleyan 91, Southeast Mo. St. 90 (QTR)

1991 (2)

Jefferson 64, LIU Post 63 (RF)
Virginia Union 64, North Dakota 63 (QTR)

1992 (2)

Grand Canyon 88, Chico St. 87 (RC)
Bridgeport 76, Cal U (PA) 75 (SF)

1993 (1)

Washburn 79, Eastern N.M. 78 (RF)

1994 (3)

Cal U (PA) 65, Gannon 64 (1st RD)
Elizabeth City St. 88, Longwood 87 (RC)
Southern N.H. 79, Jefferson 78 (RF)

1995 (4)

Gannon 82, Bloomsburg 81 (1st RD)
Millersville 61, West Chester (60) (1st RD)
Johnson C. Smith 72, Lenoir-Rhyne 71 (1st RD)
Alabama A&M 79, Tampa 78 (RF)

1996 (4)

Indiana (PA) 84, Fairmont St. 83 (RSF)
North Dakota St. 71, Denver 70 (1st RD)
Saint Rose 83, Southern N.H. 82 (RSF)
Northern Ky. 56, CSU Bakersfield 55 (SF)

1997 (4)

Saint Michael's 86, Adelphi 85 (1st RD)
North Dakota St. 90, Northern St. 89 (1st RD)
Alabama A&M 81, Delta St. 80 (RSF)
CSU Bakersfield 57, Northern Ky. 56 (CH)

1998 (3)

Edinboro 79, Cal U (PA) 78 (1st RD)
Fairmont St. 75, Pitt.-Johnstown 74 (RSF)
Fairmont St. 75, Salem (WV) 74 (RF)

1999 (2)

Adelphi 57, Pace 56 (1st RD)
Lander 47, Winston-Salem 46 (RF)

2000 (1)

MSU Denver 75, Mo. Southern St. 74 (SF)

2001 (3)

Northern Ky. 93, Southern Ind. 92 (RSF)
Queens (NC) 68, Longwood 67 (RSF)
Ky. Wesleyan 85, Tampa 84 (OT) (SF)

2002 (2)

Shaw 62, Winston-Salem 61 (RSF)
Shaw 69, Carson-Newman 68 (RF)

2003 (1)

Neb.-Kearney 86, South Dakota St. 85 (RSF)

2004 (4)

Findlay 84, UIndy 83 (RQF)
Northwest Mo. St. 62, Washburn 61 (RSF)
Southern Ind. 69, Wayne St. (MI) 68 (RF)
UMass Lowell 63, Bryant 62 (RF)

2005 (1)

Wayne St. (MI) 56, SIUE 55 (RQF)

2006 (1)

Tarleton St. 72, Northwest Mo. St. 71 (RF)

2007 (4)

Rollins 61, Valdosta St. 60 (RQF)
Virginia Union 71, Clayton St. 70 (OT) (RSF)
Wingate 79, Augusta 78 (RSF)
Barton 80, Cal St. San B'dino 79 (SF)

2008 (7)

Central Okla. 65, Fort Hays St. 64 (RQF)
Seattle Pacific 58, Central Wash. 57 (RQF)
North Ala. 72, Christian Brothers 71 (RQF)
Northern St. 70, South Dakota 69 (RQF)
Assumption 52, Saint Rose 51 (RSF)
Alas. Anchorage 56, Seattle Pacific 55 (RSF)
Central Okla. 77, Tarleton St. 76 (RF)

2009 (4)

Arkansas Tech 63, Benedict 62 (RQF)
Winona St. 60, MSU Denver 59 (RQF)
Augustana (SD) 73, St. Cloud St. 72 (RQF)
Cal Poly Pomona 59, BYU-Hawaii 58 (RF)

2010 (3)

Cal Poly Pomona 76, Western Wash. 75 (RSF)
Midwestern St. 60, Central Mo. 59 (RF)
St. Joseph's (IN) 104, Quincy 103 (RF)

2011 (2)

Drury 65, Southern Ind. 64 (RQF)
Stillman 87, Harding 86 (OT) (RQF)

2012 (7)

Franklin Pierce 59, Jefferson 58 (RQF)
Adelphi 66, LIU Post 65 (RQF)
Findlay 50, Northern Ky. 49 (RQF)
Arkansas Tech 64, Tarleton 63 (RSF)
Montevallo 61, Lincoln Memorial 60 (RSF)
Stonehill 91, West Liberty 90 (QTR)
Western Wash. 64, Midwestern St. 63 (QTR)

2013 (1)

Drury 74, MSU Denver 73 (CH)

2014 (6)

Franklin Pierce 66, Jefferson 65 (RQF)
Central Mo. 60, Northwest Mo. St. 59 (RF)
Cal St. B'dino 79, Chaminade 78 (RQF)
Chico St. 81, Stanislaus St. 80 (RF)
East Stroudsburg 99, Livingstone 98 (RQF)
West Liberty 86, Indiana (PA) 85 (RSF)

2015 (2)

California Baptist 78, Seattle Pacific 77 (RSF)
Northwest Mo. St. 66, Augustana (SD) 65 (RSF)

2016 (5)

Wingate 89, Montevallo 88 (RQF)
Mercyhurst 66, Wheeling 65 (RQF)
Stonehill 75, Southern N.H. 74 (RSF)
West Liberty 75, Stonehill 74 (QTR)
Lincoln Memorial 103, West Liberty 102 (SF)

2017 (2)

Findlay 70, Southern Ind. 69 (RQF)
Wheeling 96, West Liberty 95 (OT) (RQF)

2018 (2)

Fla. Southern 98, Morehouse 97 (OT) (RQF)
Findlay 74, Bellarmine 76 (RSF)

2019 (4)

St. Edward's 82, Angelo St. 81 (RQF)
Mo. Southern St. 101, Washburn 100 (RQF)
St. Anselm 70, New Haven 69 (RSF)
Southern Ind. 62, Lewis 61 (RSF)

^2020 (0)

^Championship canceled due to COVID-19 pandemic.

OVERTIME IN NCAA DIVISION II TOURNAMENT

1957 (2)

ETSU 62, Centenary (LA) (1st RD)
Linfield 83, Pacific (Ore.) 79 (1st RD)

1958 (1)

Evansville 70, Wabash 68 (1st RD)

1959 (1)

Wartburg 69, Augustana (IL) 66 (RC)

1961 (1)

Evansville 98, MacMurray 97 (RC)

1962 (4)

Mt.St. Mary's 67, Albright 64 (4 OT) (1st RD)
Neb. Wesleyan 71, Southeast Mo. St. 61 (QTR)
Sacramento St. 74, Neb. Wesleyan 73 (2 OT)
(SF)
Mount St. Mary's 58, Sacramento St. 57 (CH)

1964 (2)

Hofstra 92, Catholic 91 (2 OT) (1st RD)
UNI 71, Minnesota St. 64 (RF)

1965 (1)

Evansville 85, Southern Ill. 82 (CH)

1966 (2)

American Int'l 96, Springfield 94 (1st RD CON)
Ky. Wesleyan 81, South Carolina St. 73 (2nd RD)

1967 (3)

Assumption 87, American Int'l 85 (3 OT) (1st RD)
Jefferson 90, Wagner 85 (2nd RD)
Illinois St. 77, San Diego St. 76 (3 OT) (QTR)

1968 (1)

Trinity (TX) 87, UTRGV 83 (RF)

1969 (1)

Ky. Wesleyan 83, American Int'l 82 (SF)

1971 (1)

Jefferson 83, Wooster 81 (1st RD)

1972 (1)

Akron 71, Tennessee St. 69 (SF)

1973 (6)

Transylvania 72, Albany St. (GA) 71 (1st RD)
Loyola (Md.) 82, St. Thomas (FL) 79 (1st RD)
Bentley 109, Bridgeport 106 (3 OT) (RSF)
Tennessee St. 62, Southeastern La. 54 (RF)
Roanoke 88, Old Dominion 87 (RF)
Ky. Wesleyan 78, Tennessee St. 76 (CH)

1974 (1)

Wittenberg 59, Evansville 55 (2nd RD)

1975 (2)

Gannon 65, Hartwick 64 (1st RD)
New Orleans 84, Assumption 73 (SF)

1976 (5)

North Dakota 86, Omaha 74 (1st RD)
Green Bay 72, Minnesota St. (2 OT) (1st)
Cheyney 73, Hartwick 72 (1st RD)
Cal Poly Pomona 84, UC Davis 82 (RC)
Lincoln (MO) 86, Missouri S&T 84 (RC)

1977 (3)

Randolph-Macon 71, Youngstown St. 69 (1st RD)
Towson St. 92, Baltimore 87 (RF)
North Ala. 67, Cal Poly 64 (QTR)

1978 (1)

Sacred Heart 84, Merrimack 83 (RF)

1979 (2)

Rollins 97, Truman 88 (1st RD)
San Diego 74, CSUN 69 (RC)

1981 (1)

Cal Poly 62, Green Bay 61 (2 OT) (3rd)

1982 (4)

Dist. Columbia 68, Virginia Union 64 (1st RD)
Ky. Wesleyan 76, Wright St. 71 (1st RD)
Fla. Southern 86, West Ala. 79 (3 OT) (RF)
Fla. Southern 90, Ky. Wesleyan (2 OT) (SF)

1983 (2)

Sacred Heart 113, Assumption 108 (4 OT) (1st RD)
Assumption 99, Central Conn. St. 89 (RF)

1984 (3)

Sacred Heart 72, American Int'l 69 (2 OT) (1st RD)
Sacred Heart 88, South Dakota St. 81 (RF)
Central Mo. 89, North Ala. 85 (SF)

1985 (1)

Mount St. Mary's 62, Randolph-Macon (3 OT)
(1st)

1986 (1)

Sacred Heart 76, Springfield 74 (2 OT) (1st RD)

1987 (2)

Delta St. 90, Southeast Mo. St. 84 (RF)
Delta St. 78, St. Cloud St. 73 (QTR)

1988 (4)

Alabama A&M 75, Ashland 73 (1st RD)
Alas. Anchorage 89, CSU Bakersfield 82 (1st RD)
St. Cloud St. 118, Augustana (SD) 114 (2 OT)
(RC)
Troy 66, N.C. Central 65 (RF)

1989 (6)

Bridgeport 132, Stonehill 127 (1st RD)
Ky. Wesleyan 100, SIUE 87 (1st RD)
Bloomsburg 74, Jefferson 73 (1st RD)

Augustana (SD) 112, Alas Fairbanks 107 (2OT)
(RC)

Milwaukee 89, Northern Colo. (RF)

Southeast Mo. St. 84, UC Riverside 83 (SF)

1990 (6)

East Stroudsburg 99, Slippery Rock 98 (1st RD)
Jacksonville St. 97, Fla. Southern 96 (1st RD)
West Tex. A&M 98, Southern Ind. 92 (RC)
Ferris St. 88, Southwest Baptist 80 (RC)
Jacksonville St. 95, N.C. Central 88 (RF)
Ky. Wesleyan 91, Southeast Mo. St. 90 (QTR)

1991 (1)

Bridgeport 73, CSU Bakersfield 66 (SF)

1992 (6)

Central Okla. 100, Missouri Western 96 (1st RD)
South Dakota St. 79, St. Cloud St. 74 (1st RD)
Cal U (PA) 69, Pace 66 (1st RD)
St. Joseph's (IN) 74, Grand Valley St. 64 (RC)
CSU Bakersfield 72, UC Riverside 70 (RF)
Bridgeport 127, Central Okla. 124 (QTR)

1993 (2)

South Dakota 66, North Dakota 64 (RF)
Southern N.H. 100, South Dakota 96 (3 OT)
(QTR)

1994 (3)

North Dakota St. 75, Colorado Mesa 65 (1st RD)
Alabama A&M 110, Paine 106 (2 OT) (1st RD)
Southern N.H. 79, Jefferson 78 (2 OT) (RF)

1995 (5)

Mississippi Col. 87, Washburn 80 (2OT) (1st RD)
UC Davis 92, Grand Canyon 88 (1st RD)
Cal St. L. A. 70, CSU Bakersfield 66 (1st RD)
Southern N.H. 113, Saint Rose 110 (RSF)
Millersville 89, Gannon 76 (RC)

1996 (3)

Columbus 88, Rollins 80 (1st RD)
Central Mo. St. 89, Tex. A&M-Commerce 86 (1st RD)
Grand Canyon 105, Alas. Anchorage 96 (1st RD)

1997 (4)

High Point 94, Pitt.-Johnstown 92 (1st RD)
Quincy 125, Southern Ind. 118 (3OT) (1st RD)
Saint Michael's 86, Adelphi 85 (1st RD)
North Dakota St. 90, Northern St. 89 (1st RD)

1998 (4)

Stonehill 78, Southern N.H. 67 (RSF)
Delta St. 63, Lynn 59 (RF)
Saint Rose 97, Stonehill 87 (2OT) (RF)
Saint Rose 77, Fairmont St. 73 (QTR)

1999 (6)

Abilene Christian 102, West Tex. A&M 96 (3OT)
(1st RD)
Neb.-Kearney 94, Wayne St. (Neb.) 92 (RSF)
Winston-Salem 66, Wingate 63 (RSF)
Cal St. San B'dino 74, Seattle Pacific 67 (RF)

Saint Rose 72, Adelphi 67 (2 OT) (RF)
Truman 106, Saint Rose (3 OT) (QTR)

2000 (2)

Mo. Southern St. 79, Washburn 73 (RSF)
Ky. Wesleyan 87, Seattle Pacific 81 (SF)

2001 (6)

Central Wash. 101, Seattle Pacific 95 (1st RD)
Northern Ky. 93, Southern Ind. 92 (RSF)
Henderson St. 69, Fla. Southern 64 (RSF)
Queens (NC) 68, Longwood 67 (RSF)
Western Wash. 95, CSU Bakersfield 86 (RSF)
Ky. Wesleyan 85, Tampa 84 (SF)

2002 (2)

Charleston (WV) 96, Alderson Broaddus 93 (1st)
Rockhurst 75, Northeastern St. 70 (2 OT) (RSF)

2003 (3)

LIU Post 81, Assumption 75 (1st RD)
Barton 81, Alderson Broaddus 76 (1st RD)
Neb.-Kearney 94, MSU Denver 87 (2 OT) (RSF)
Cal Poly Pomona 91, Cal St. San B'dino 84 (2 OT)

2004 (4)

Findlay 84, UIndy 83 (RQF)
Drury 78, Tarleton St. 73 (RSF)
UMass Lowell 67, Southern N.H. 61 (RSF)
Alas. Fairbanks 82, Cal St. San B'dino 78 (RSF)

2006 (6)

Columbus St. 90, USC Upstate 88 (RQF)
Winona St. 81, South Dakota 69 (RQF)
Central Mo. 67, Truman 63 (RQF)
Montevallo 89, Ark.-Monticello 86 (RF)
SIUE 64, Southern Ind. 60 (RF)
Winona St. 86, Barton 78 (QTR)

2007 (9)

Millersville 89, Mount Olive 85 (RQF)
Cal U (PA) 82, West Liberty St. 79 (RQF)
Clayton St. 72, Catawba 69 (RQF)
Virginia Union 74, Lander 68 (RQF)
Virginia Union 71, Clayton St. 70 (RSF)
Montevallo 66, Henderson St. 58 (RSF)
Southeastern Okla. 88, Midwestern St. 77 (RSF)
Barton 83, Grand Valley St. 81 (QTR)
Winona St. 90, Central Mo. 85 (SF)

2008 (6)

Wingate 79, Catawba 76 (RQF)
Saint Rose 85, Jefferson 75 (4 OT) (RQF)
Assumption 74, Holy Family 66 (RQF)
North Ala. 99, Ouachita Baptist 93 (RSF)
Clayton St. 83, Lenoir-Rhyne 69 (RSF)
Augusta 106, Central Okla. 104 (2 OT) (QTR)

2009 (8)

Cal Poly Pomona 83, Cal St. San B'dino 81 (RQF)
Lake Superior St. 75, Northern Ky. 72 (2 OT) (RQF)

Merrimack 86, UMass Lowell 84 (RQF)
Fla. Southern 95, Arkansas Tech 92 (RSF)
Bentley 79, Merrimack 76 (2 OT) (RSF)
Findlay 89, Bellarmine 86 (RF)
Findlay 89, LIU Post 79 (QTR)
Findlay 56, Cal Poly Pomona (CH)

2010 (4)

Jefferson 89, St. Anselm 85 (RQF)
Rollins 59, Alabama Huntsville 57 (RQF)
Cal Poly Pomona 76, Western Wash. 75 (RSF)
St. Joseph's (IN) 104, Quincy 103 (3 OT) (RF)

2011 (7)

Northern Ky. 76, Ky. Wesleyan 74 (RQF)
Central Okla. 79, Tex. A&M Int'l 70 (RQF)
Mo. Southern St. 82, Washburn (RQF)
Stillman 87, Harding 86 (RQF)
Alabama Huntsville 74, Arkansas Tech 71 (RSF)
Anderson (SC) 75, Augusta 73 (RF)
Minnesota St. 95, Alabama Huntsville 91 (QTR)

2012 (1)

Arkansas Tech 64, Tarleton St. 6 (RSF)

2013 (2)

Benedict 68, Eckerd 65 (RQF)
Winona St. 76, Minnesota St. 73 (RF)

2014 (7)

Stanislaus St. 80, Seattle Pacific 72 (RQF)
Delta St. 82, Barry 72 (RQF)
Lake Superior St. 88, Findlay 83 (RQF)
Montevallo 97, Ga. Southwestern 88 (2 OT) (RQF)
Stanislaus St. 75, Cal Poly Pomona 69 (RSF)
West Liberty 86, Indiana (PA) 85 (3 OT) (RSF)
Central Mo. 60, Northwest Mo. St. 59 (RF)

2015 (1)

Lake Superior St. 76, Ferris St. 69 (RQF)

2016 (5)

Wingate 89, Montevallo 88 (RQF)
Union (TN) 88, Eckerd 85 (RQF)
Lubbock Christian 79, Midwestern St. 73 (RQF)
Stonehill 75, Southern N.H. 74 (RSF)
Stonehill 82, St. Anselm 76 (RF)

2017 (6)

Merrimack 72, Le Moyne 68 (RQF)
East Central 115, MSU Moorhead 106 (RQF)
Northwest Mo. St. 79, Upper Iowa 74 (RQF)
Fort Lewis 94, Tarleton St. 90 (RQF)
Rollins 89, Valdosta St. 85 (RQF)
Wheeling 96, West Liberty 95 (RQF)

2018 (3)

Fla. Southern 98, Morehouse 97 (RQF)
Tex. Permian Basin 130, Regis (CO) 124 (4 OT) (RSF)
Northern St. 105, Queens (NC) 99 (2 OT) (SF)

2019 (1)

Southeastern Okla. 115, Northern St. 103 (RQF)

^2020 (0)

Total Overtime Games — 188
Two-Overtime Games — 21
Three-Overtime Games — 9
Four-Overtime Games — 4

^Championship canceled due to COVID-19 pandemic.

DIVISION II CHAMPIONSHIP GAME ALL-TIME HEAD COACHES (1957-2019)

(73 institutions – 85 coaches)

School	Coach	Finish
Akron	Tony Laterza	1964 Runner-up
	Wyatt Webb	1972 Runner-up
Alas. Anchorage	Ron Begglen	1988 Runner-up
Augusta	Dip Metress	2008 Runner-up
Augustana (SD)	Tom Billeter	2016 Champion
Barton	Ron Lievense	2007 Champion
Bellarmine	Scott Davenport	2011 Champion
Bridgeport	Bruce Webster	1991, 92 Runner-up
Bryant	Max Good	2005 Runner-up
BYU-Hawaii	Ken Wagner	2011 Runner-up
Cal Poly Pomona	Greg Kamansky	2009 Runner-up; 2010 Champion
Central Mo.	Lynn Nance	1984 Champion
	Kim Anderson	2014 Champion
Chapman	Don Perkins	1960 Runner-up
Chattanooga	Ron Shumate	1976 Runner-up; 1977 Champion
Cheyney	John Chaney	1978 Champion
CSU Bakersfield	Pat Douglass	1993, 94, 97 Champion; 1990 Runner-up
Dist. Columbia	Wil Jones	1982 Champion; 1983 Runner-up
Drury	Steve Hesser	2013 Champion
Evansville	Arad McCutchan	1959, 60, 64, 65, 71 Champion
Fairmont St.	Jerrod Calhoun	2017 Runner-up
Ferris St.	Andy Bronkema	2018 Champion
Findlay	Ron Niekamp	2009 Champion
Fla. Southern	Hal Wissel	1981 Champion; 1982 Runner-up
	Linc Damer	2015 Champion
Fort Hays St.	Gary Garner	1996 Champion
Gannon	Tom Chapman	1987 Runner-up
Green Bay	Dave Buss	1978, 79 Runner-up
Indiana (PA)	Joe Lombardi	2010, 15 Runner-up
Indiana St.	Gordon Stauffer	1968 Runner-up
Jacksonville St.	Bill Jones	1985 Champion
Jefferson	Herb Magee	1970 Champion
Kennesaw St.	Tony Ingle	2004 Champion
Ky. Wesleyan	Robert "Bullet" Wilson	1957 Runner-up
	Guy Strong	1966 Champion
	Bob Daniels	1968, 69 Champion
	Bob Jones	1973 Champion
	Wayne Chapman	1987, 90 Champion
	Ray Harper	1999, 2001 Champion; 1998, 2000 Runner-up
Lincoln Memorial	Josh Schertz	2016 Runner-up
Missouri St.	Edwin Matthews	1959 Runner-up
	Bill Thomas	1967, 69, 74 Runner-up
Montevallo	Danny Young	2012 Runner-up
Morgan St.	Nathaniel Frazier	1974 Champion
MSU Denver	Mike Dunlap	2000, 02 Champion; 1999 Runner-up
	Derrick Clark	2013 Runner-up
Mount St. Mary's	Jim Phelan	1962 Champion; 1981 Runner-up
N.C. Central	Michael Bernard	1989 Champion
New Orleans	Ron Greene	1975 Runner-up
North Ala.	Bill Jones	1979 Champion
	Gary Elliott	1991 Champion
Northeastern St.	Larry Gipson	2003 Champion
Northern Ky.	Ken Shields	1996, 97 Runner-up
Northern St.	Paul Sather	2018 Runner-up

School	Coach	Finish
Northwest Mo. St.	Ben McCollum	2017, 19 Champion
New York Tech	Sam Stern	1980 Runner-up
Old Dominion	Sonny Allen	1971 Runner-up; 1975 Champion
Point Loma	Ryan Looney	2019 Runner-up
Puget Sound	Don Zech	1976 Champion
Randolph Macon	Hal Nunnally	1977 Runner-up
Roanoke	Charles Moir	1972 Champion
Sacramento St.	Everett Shelton	1962 Runner-up
Sacred Heart	Dave Bike	1986 Champion
Saint Augustine's	Harvey Heartley	1984 Runner-up
Saint Michael's	George "Doc" Jacobs	1958 Runner-up
South Dakota	Duane Clodfelter	1958 Champion
South Dakota St.	Jim Iverson	1963 Champion
	Gene Zulk	1985 Runner-up
Southeast Mo. St.	Charles Parsley	1961 Champion
	Ron Shumate	1986, 89 Runner-up
Southern Ill.	Jack Hartman	1965, 66 Runner-up
Southern Ind.	Bruce Pearl	1995 Champion; 1994 Runner-up
	Rick Herdes	2004 Runner-up
Tennessee St.	Ed Martin	1970, 73 Runner-up
Troy	Don Maestri	1993 Runner-up
UC Davis	Bob Williams	1998 Champion
UC Riverside	John Masi	1995 Runner-up
UMass Lowell	Don Doucette	1988 Champion
Virginia Union	Dave Robbins	1980, 92, 2005 Champion; 2006 Runner-up
Washburn	Bob Chipman	2001 Runner-up
West Liberty	Jim Crutchfield	2014 Runner-up
Western Wash.	Brad Jackson	2012 Champion
Wheaton (IL)	Lee Pfund	1957 Champion
Winona St.	Mike Leaf	2006, 08 Champion; 2007 Runner-up
Winston-Salem	Clarence "Big House" Gaines	1967 Champion
Wittenberg	Ray Mears	1961 Champion
	Eldon Miller	1963 Runner-up
Wright St.	Ralph Underhill	1983 Champion

Notes: Bill Jones is the only coach to win NCAA Division II Championships at two different schools (North Ala. in 1979 and Jacksonville St. in 1985)

Ron Shumate is the only coach to take two different schools to the NCAA Division II Championship game more than once. (Chattanooga 1976 Runner-up, 1977 Champion; Southeast Mo. St. 1986, 1989 Runner-up)

FINAL POLLS NO. 1 TEAMS

Champion's Final Ranking

Year	AP Poll	UPI Poll	NCAA Champion	AP	UPI
1957	—	—	Wheaton (IL)	—	—
1958	—	Steubenville	South Dakota	—	NR
1959	—	Tennessee St.	Evansville	—	3
1960	—	Evansville	Evansville	—	1
1961	Prairie View	Tennessee St.	Wittenberg	10	6
1962	Westminster (PA)	Westminster (PA)	Mount St. Mary's	5	NR
1963	Wittenberg	Wittenberg	South Dakota St.	10	10
1964	Evansville	Evansville	Evansville	1	1
1965	Evansville	Evansville	Evansville	1	1
1966	Cheyney	Southern Ill.	Ky. Wesleyan	NR	9
1967	Southern Ill.	Southern Ill.	Winston-Salem	NR	NR
1968	Long Island	Long Island	Ky. Wesleyan	2	2
1969	Ashland	Ashland	Ky. Wesleyan	6	3
1970	SFA	SFA	Jefferson	12	10
1971	New Orleans	Assumption	Evansville	NR	NR
1972	Tennessee St.	Wis.-Eau Claire	Roanoke	NR	NR
1973	Sam Houston St.	Sam Houston St.	Ky. Wesleyan	NR	NR
1974	Morgan St.	Fairmont St.	Morgan St.	1	9
1975	Old Dominion	—	Old Dominion	1	—

Year	NCAA Poll	NCAA Champion	NCAA
1976	Jefferson	Puget Sound	12
1977	Towson St.	Chattanooga	9
1978	Green Bay	Cheyney	4
1979	Puget Sound	North Ala.	NR
1980	Florida Southern	Virginia Union	12
1981	Wright St.	Fla. Southern	17
1982	Cheyney	Dist. Columbia	3
1983	Dist. Columbia	Wright St.	4
1984	Norfolk St.	Central Mo.	3
1985	Virginia Union	Jacksonville St.	2
1986	Wright St.	Sacred Heart	5
1987	Millersville/Norfolk St.	Ky. Wesleyan	9
1988	Fla. Southern	Lowell	20
1989	Ferris St.	N.C. Central	13
1990	Tampa	Ky. Wesleyan	4
1991	North Dakota	North Ala.	2
1992	Cal U (PA)	Virginia Union	5
1993	CSU Bakersfield	CSU Bakersfield	1
1994	Jefferson	CSU Bakersfield	7
1995	Indiana (PA)	Southern Ind.	5
1996	Fort Hays St.	Fort Hays St.	1
1997	Fort Hays St.	CSU Bakersfield	7

Year	Division II Bulletin Poll	NCAA Champion	DIIB
1998	CSU Bakersfield	UC Davis	9
1999	Ky. Wesleyan	Ky. Wesleyan	1
2000	Fla. Southern	MSU Denver	3
2001	Adelphi	Ky. Wesleyan	3
2002	Ky. Wesleyan	MSU Denver	22
2003	Michigan Tech	Northeastern St.	7
2004	MSU Denver	Kennesaw St.	6

Year	National Association of Basketball Coaches Poll	NCAA Champion	NABC
2005	Findlay	Virginia Union	6
2006	Delta St.	Winona St.	5
2007	Winona St.	Barton	15

Year	National Association of Basketball Coaches Poll	NCAA Champion	NABC
2008	Bentley/Grand Valley St. (tied)	Winona St.	3
2009	Findlay	Findlay	1
2010	Arkansas Tech	Cal Poly Pomona	NR
2011	West Liberty	Bellarmino	2
2012	Colo. Sch. of Mines	Western Wash.	12
2013	West Liberty	Drury	7
2014	Fla. Southern	Central Mo.	20
2015	Fla. Southern	Fla. Southern	1
2016	Lincoln Memorial	Augustana (SD)	2
2017	Northwest Mo. St.	Northwest Mo. St.	1
2018	Lincoln Memorial	Ferris St.	2
2019	Northwest Mo. St.	Northwest Mo. St.	1
*2020	Northwest Mo. St.		

**Championship canceled due to COVID-19 pandemic.*

ALL-TIME REGIONAL CHAMPIONS

1957

East Region – Mount St. Mary's
Mideast Region – Ky. Wesleyan
Midwest Region – Wheaton (IL)
Far West Region – Cal State LA

1958

Northeast Regional – Saint Michael's
South Central Regional – Grambling
East Regional – American
Mideast Regional – Evansville
Great Lakes Regional – Wheaton (IL)
Pacific Coast Regional – Chapman
Southwest Regional – Missouri St.
Midwest Regional – South Dakota

1959

Northeast Regional – Saint Michael's
South Central Regional – N. C. A&T
East Regional – American
Mideast Regional – Evansville
Great Lakes Regional – Hope
Pacific Coast Regional – Cal State LA
Southwest Regional – Missouri St.
Midwest Regional – South Dakota St.

1960

Northeast Regional – Saint Michael's
South Central Regional – Ky. Wesleyan
East Regional – American
Mideast Regional – Evansville
Great Lakes Regional – Wheaton (IL)
Pacific Coast Regional – Chapman
Southwest Regional – Northwest Mo. St.
Midwest Regional – Cornell College

1961

Northeast Regional – Williams
South Central Regional – Austin Peay
East Regional – Mount St. Mary's
Mideast Regional – Wittenberg
Great Lakes Regional – Chicago
Pacific Coast Regional – UC Santa Barb.
Southwest Regional – Southeast Mo. St.
Midwest Regional – South Dakota St.

1962

Northeast Regional – Northeastern
South Central Regional – Southern Ill.
East Regional – Mount St. Mary's
Mideast Regional – Wittenberg
Great Lakes Regional – Valparaiso
Pacific Coast Regional – Sacramento St.
Southwest Regional – Southeast Mo. St.
Midwest Regional – Neb. Wesleyan

1963

Northeast Regional – Northeastern
South Central Regional – Oglethorpe
East Regional – Jefferson
Mideast Regional – Wittenberg
Great Lakes Regional – Evansville
Pacific Coast Regional – Fresno St.
Southwest Regional – Southern Ill.
Midwest Regional – South Dakota St.

1964

Northeast Regional – Adelphi
South Central Regional – N. C. A&T
East Regional – Hofstra
Mideast Regional – Akron
Great Lakes Regional – Evansville
Pacific Coast Regional – Cal Poly Pomona
Southwest Regional – Southeast Mo. St.
Midwest Regional – UNI

1965

Northeast Regional – Saint Michael's
South Central Regional – Evansville
East Regional – Jefferson
Mideast Regional – Akron
Great Lakes Regional – Southern Ill.
Pacific Coast Regional – Seattle Pacific
Southwest Regional – WashU
Midwest Regional – North Dakota

1966

Northeast Regional – Central Conn. St.
South Central Regional – Ky. Wesleyan
East Regional – Long Island
Mideast Regional – Akron
Great Lakes Regional – Southern Ill.
Pacific Coast Regional – Fresno State
Southwest Regional – Abilene Christian
Midwest Regional – North Dakota

1967

Northeast Regional – Long Island
South Central Regional – Ky. Wesleyan
East Regional – Cheyney
Mideast Regional – Winston-Salem
Great Lakes Regional – Valparaiso
Pacific Coast Regional – San Diego St.
Southwest Regional – Missouri St.
Midwest Regional – Illinois St.

1968

Northeast Regional – American Int'l
South Central Regional – Ky. Wesleyan
East Regional – Cheyney
Mideast Regional – Ashland
Great Lakes Regional – Indiana St.
Pacific Coast Regional – UNLV
Southwest Regional – Trinity (TX)
Midwest Regional – Evansville

1969

South Atlantic Regional – Oglethorpe

South Regional – Ky. Wesleyan
West Regional – San Fran. St.
New England Regional – American Int'l*
East Regional – Montclair St.
Midwest Regional – Missouri St.
Mideast Regional – Ashland
Great Lakes Regional – Illinois St.

1970

South Atlantic Regional – Stetson
South Regional – Tennessee St.
West Regional – UC Riverside
New England Regional – American Int'l*
East Regional – Buffalo St.
Midwest Regional – South Dakota St.
Mideast Regional – Jefferson
Great Lakes Regional – St. Joseph's (IN)

1971

South Atlantic Regional – Old Dominion
South Regional – Louisiana*
West Regional – Puget Sound
New England Regional – Assumption
East Regional – Hartwick
Midwest Regional – Ky. Wesleyan
Mideast Regional – Cheyney
Great Lakes Regional – Evansville

1972

South Atlantic Regional – Roanoke
South Regional – Tennessee St.
West Regional – Colo. St.-Pueblo
New England Regional – Assumption
East Regional – Southampton
Midwest Regional – Mo.-St. Louis
Mideast Regional – Akron
Great Lakes Regional – Eastern Mich.

1973

South Atlantic Regional – Roanoke
South Regional – Tennessee St.
West Regional – UC Riverside
New England Regional – Assumption
East Regional – SUNY Brockport
Midwest Regional – Coe
Mideast Regional – Akron
Great Lakes Regional – Ky. Wesleyan

1974

South Atlantic Regional – Norfolk St.
South Regional – New Orleans
West Regional – UC Riverside
New England Regional – Assumption
East Regional – Morgan St.
Midwest Regional – Missouri St.
Mideast Regional – Bloomsburg
Great Lakes Regional – St. Joseph's (IN)

1975

South Atlantic Regional – Old Dominion
South Regional – Tennessee St.
West Regional – UC Riverside

New England Regional – Assumption
East Regional – Gannon
North Central Regional – North Dakota
South Central – New Orleans
Great Lakes Regional – Akron

1976

South Atlantic Regional – Old Dominion
South Regional – Chattanooga
West Regional – Puget Sound
New England Regional – Bridgeport
East Regional – Cheney
North Central Regional – North Dakota
South Central – Nicholls St.
Great Lakes Regional – Eastern Ill.

1977

South Atlantic Regional – Towson
South Regional – Chattanooga
West Regional – Cal Poly
New England Regional – Sacred Heart
East Regional – Cheney
North Central Regional – North Dakota
South Central – North Ala.
Great Lakes Regional – Randolph-Macon

1978

South Atlantic Regional – Elizabeth City St.
South Regional – UCF
West Regional – San Diego
New England Regional – Sacred Heart
East Regional – Cheney
North Central Regional – Green Bay
South Central – Lincoln (MO)
Great Lakes Regional – Eastern Ill.

1979

South Atlantic Regional – UMBC
South Regional – North Ala.
West Regional – Puget Sound
New England Regional – Bridgeport
East Regional – Cheney
North Central Regional – Green Bay
South Central – Nicholls St.
Great Lakes Regional – St. Joseph's (IN)

1980

South Atlantic Regional – Virginia Union
South Regional – Fla. Southern
West Regional – UC Riverside
New England Regional – Southern N.H.
East Regional – New York Tech
North Central Regional – South Dakota St.
South Central – North Ala.
Great Lakes Regional – Northern Mich.

1981

South Atlantic Regional – Mount St. Mary's
South Regional – Fla. Southern
West Regional – Puget Sound
New England Regional – Southern N.H.
East Regional – Cal Poly

North Central Regional – Green Bay
South Central – North Ala.
Great Lakes Regional – Northern Mich.

1982

South Atlantic Regional – Dist. of Columbia
South Regional – Fla. Southern
West Regional – CSU Bakersfield
New England Regional – Sacred Heart
East Regional – Cheney
North Central Regional – North Dakota
South Central – Southeast Mo. St.
Great Lakes Regional – Ky. Wesleyan

1983

South Atlantic Regional – Dist. Columbia
South Regional – Jacksonville St.
West Regional – CSU Bakersfield
New England Regional – Sacred Heart
East Regional – Bloomsburg
North Central Regional – Morningside
South Central – Southeast Mo. St.
Great Lakes Regional – Wright St.

1984

South Atlantic Regional – Virginia Union
South Regional – North Ala.
West Regional – San Francisco St.
New England Regional – Sacred Heart
East Regional – Saint Augustine's
North Central Regional – Morningside
South Central – Central Mo.
Great Lakes Regional – Ky. Wesleyan

1985

South Atlantic Regional – Mount St. Mary's
South Regional – Jacksonville St.
West Regional – Cal. St. East Bay
New England Regional – American Int'l
East Regional – LIU Post
North Central Regional – South Dakota St.
South Central – Southeast Mo. St.
Great Lakes Regional – Ky. Wesleyan

1986

South Atlantic Regional – Norfolk St.
South Regional – Fla. Southern
West Regional – Cal. St. East Bay
New England Regional – Sacred Heart
East Regional – Cheney
North Central Regional – Wayne St. (MI)
South Central – Southeast Mo. St.
Great Lakes Regional – Wright St.

1987

South Atlantic Regional – Norfolk St.
South Regional – Fla. Southern
West Regional – Mont. St.-Billings
New England Regional – Southern N.H.
East Regional – Gannon
North Central Regional – St. Cloud State
South Central – Delta State

Great Lakes Regional – Ky. Wesleyan

1988

South Atlantic Regional – Troy
South Regional – Fla. Southern
West Regional – Alas. Anchorage
New England Regional – UMass Lowell
East Regional – Gannon
North Central Regional – Ferris St.
South Central – Southeast Mo. St.
Great Lakes Regional – Alabama A&M

1989

South Atlantic Regional – N.C. Central
South Regional – Jacksonville St.
West Regional – UC Riverside
New England Regional – Sacred Heart
East Regional – Millersville
North Central Regional – Milwaukee
South Central – Southeast Mo. St.
Great Lakes Regional – Ky. Wesleyan

1990

South Atlantic Regional – Morehouse
South Regional – Jacksonville St.
West Regional – CSU Bakersfield
New England Regional – Bridgeport
East Regional – Gannon
North Central Regional – North Dakota
South Central – Southeast Mo. St.
Great Lakes Regional – Ky. Wesleyan

1991

South Atlantic Regional – Virginia Union
South Regional – North Ala.
West Regional – CSU Bakersfield
New England Regional – Bridgeport
East Regional – Jefferson
North Central Regional – North Dakota
South Central – Southwest Baptist
Great Lakes Regional – Ashland

1992

South Atlantic Regional – Virginia Union
South Regional – Jacksonville St.
West Regional – CSU Bakersfield
New England Regional – Bridgeport
East Regional – Cal U (PA)
North Central Regional – South Dakota St.
South Central – Central Okla.
Great Lakes Regional – Ky. Wesleyan

1993

South Atlantic Regional – N.C. Central
South Regional – Troy
West Regional – CSU Bakersfield
New England Regional – Southern N.H.
East Regional – Jefferson
North Central Regional – South Dakota
South Central – Washburn
Great Lakes Regional – Wayne St. (MI)

1994

South Atlantic Regional – Norfolk St.
South Regional – Alabama A&M
West Regional – CSU Bakersfield
Northeast Regional – Southern N.H.
East Regional – Indiana (PA)
North Central Regional – South Dakota
South Central – Washburn
Great Lakes Regional – Southern Ind.

1995

South Atlantic Regional – Norfolk St.
South Regional – Alabama A&M
West Regional – UC Riverside
Northeast Regional – Southern N.H.
East Regional – Indiana (PA)
North Central Regional – Morningside
South Central – Central Mo.
Great Lakes Regional – Southern Ind.

1996

South Atlantic Regional – Virginia Union
South Regional – Alabama A&M
West Regional – CSU Bakersfield
Northeast Regional – Saint Rose
East Regional – Cal U (PA)
North Central Regional – Fort Hayes St.
South Central – North Ala.
Great Lakes Regional – Northern Ky.

1997

South Atlantic Regional – Elizabeth City St.
South Regional – Lynn
West Regional – CSU Bakersfield
Northeast Regional – Southern Connecticut St.
East Regional – Salem (WV)
North Central Regional – South Dakota St.
South Central – Tex. A&M-Commerce
Great Lakes Regional – Northern Ky.

1998

South Atlantic Regional – Virginia Union
South Regional – Delta St.
West Regional – UC Davis
Northeast Regional – Saint Rose
East Regional – Fairmont St.
North Central Regional – Northern St.
South Central – West Tex. A&M
Great Lakes Regional – Ky. Wesleyan

1999

South Atlantic Regional – Lander
South Regional – Fla. Southern
West Regional – Cal St. San B'dino
Northeast Regional – Saint Rose
East Regional – Salem (WV)
North Central Regional – MSU Denver
South Central – Truman
Great Lakes Regional – Ky. Wesleyan

2000

South Atlantic Regional – Georgia College

South Regional – Fla. Southern
West Regional – Seattle Pacific
Northeast Regional – St. Anselm
East Regional – Indiana (PA)
North Central Regional – MSU Denver
South Central – Mo. Southern St.
Great Lakes Regional – Ky. Wesleyan

2001

South Atlantic Regional – Johnson C. Smith
South Regional – Tampa
West Regional – Western Wash.
Northeast Regional – Adelphi
East Regional – Queens (NC)
North Central Regional – Southwest Minn. St.
South Central – Washburn
Great Lakes Regional – Ky. Wesleyan

2002

South Atlantic Regional – Shaw
South Regional – West Ga.
West Regional – Cal St. San B'dino
Northeast Regional – Adelphi
East Regional – Indiana (PA)
North Central Regional – MSU Denver
South Central – Northwest Mo. St.
Great Lakes Regional – Ky. Wesleyan*

2003

South Atlantic Regional – Bowie St.
South Regional – Eckerd
West Regional – Cal Poly Pomona
Northeast Regional – UMass Lowell
East Regional – Queens (NC)
North Central Regional – Neb.-Kearney
South Central – Northeastern St.
Great Lakes Regional – Ky. Wesleyan*

2004

South Atlantic Regional – Kennesaw St.
South Regional – Rollins
West Regional – Humboldt St.
Northeast Regional – UMass Lowell
East Regional – Pfeiffer
North Central Regional – MSU Denver
South Central – Northwest Mo. St.
Great Lakes Regional – Southern Ind.

2005

South Atlantic Regional – Virginia Union
South Regional – Lynn
West Regional – Cal Poly Pomona
Northeast Regional – Bryant
East Regional – Mount Olive
North Central Regional – MSU Denver
South Central – Tarleton St.
Great Lakes Regional – Findlay

2006

South Atlantic Regional – Virginia Union
South Regional – Montevallo
West Regional – Seattle Pacific

Northeast Regional – Stonehill
East Regional – Barton
North Central Regional – Winona St.
South Central – Tarleton St.
Great Lakes Regional – SIUE

2007

South Atlantic Regional – Wingate
South Regional – Montevallo
West Regional – Cal St. San B'dino
Northeast Regional – Bentley
East Regional – Barton
North Central Regional – Winona St.
South Central – Central Mo.
Great Lakes Regional – Grand Valley St.

2008

South Atlantic Regional – Augusta
South Regional – North Ala.
West Regional – Alas. Anchorage
Northeast Regional – Bentley
East Regional – Cal U (PA)
North Central Regional – Winona St.
South Central Regional – Central Okla.
Great Lakes Regional – Grand Valley St.

2009

Southeast Regional – Augusta
South Regional – Christian Brothers
West Regional – Cal Poly Pomona
East Regional – LIU Post
Atlantic Regional – Gannon
Central Regional – Southwest Minn. St.
South Central Regional – Central Mo.
Midwest Regional – Findlay

2010

Southeast Regional – Augusta
South Regional – Valdosta St.
West Regional – Cal Poly Pomona
East Regional – Bentley
Atlantic Regional – Indiana (PA)
Central Regional – St. Cloud St.
South Central Regional – Midwestern St.
Midwest Regional – St. Joseph's (IN)

2011

Southeast Regional – Anderson (SC)
South Regional – Alabama Huntsville
West Regional – BYU-Hawaii
East Regional – Bloomfield
Atlantic Regional – West Liberty
Central Regional – Minnesota St.
South Central Regional – Midwestern St.
Midwest Regional – Bellarmine

2012

Southeast Regional – Montevallo
South Regional – Alabama Huntsville
West Regional – Western Wash.
East Regional – Stonehill
Atlantic Regional – West Liberty

Central Regional – MSU Denver
South Central Regional – Midwestern St.
Midwest Regional – Bellarmine

2013

Southeast Regional – S.C. Aiken
South Regional – Fla. Southern
West Regional – Western Wash.
East Regional – Franklin Pierce
Atlantic Regional – West Liberty
Central Regional – Winona St.
South Central Regional – MSU Denver
Midwest Regional – Drury

2014

Southeast Regional – S.C. Aiken
South Regional – Tuskegee
West Regional – Chico St.
East Regional – Southern Conn. St.
Atlantic Regional – West Liberty
Central Regional – Central Mo.
South Central Regional – MSU Denver
Midwest Regional – Drury

2015

Southeast Regional – Mount Olive
South Regional – Fla. Southern
West Regional – Azusa Pacific
East Regional – Southern N.H.
Atlantic Regional – Indiana (PA)
Central Regional – MSU Moorhead
South Central Regional – Tarleton St.
Midwest Regional – Bellarmine

2016

Southeast Regional – Lincoln Memorial
South Regional – Barry
West Regional – Western Ore.
East Regional – Stonehill
Atlantic Regional – West Liberty
Central Regional – Augustana (SD)
South Central Regional – Tarleton St.
Midwest Regional – Saginaw Valley

2017

Southeast Regional – Lincoln Memorial
South Regional – Rollins
West Regional – Chico St.
East Regional – St. Thomas Aquinas
Atlantic Regional – Fairmont St.
Central Regional – Northwest Mo. St.
South Central Regional – Colo. Sch. of Mines
Midwest Regional – Bellarmine

2018

Southeast Regional – Queens (NC)
South Regional – Barry
West Regional – California Baptist
East Regional – Le Moyne
Atlantic Regional – East Stroudsburg
Central Regional – Northern St.
South Central Regional – West Tex. A&M

Midwest Regional – Ferris St.

2019

Southeast Regional – Queens (NC)
South Regional – Nova Southeastern
West Regional – Point Loma
East Regional – St. Anselm
Atlantic Regional – Mercyhurst
Central Regional – Northwest Mo. St.
South Central Regional – West Tex. A&M
Midwest Regional – Southern Ind.

*2020

**2020 Championship canceled due to COVID-19 pandemic.*

ELITE EIGHT APPEARANCES

QUARTERFINALS

Team	Appearances
Ky. Wesleyan	*19
Fla. Southern	10
Southeast Mo. St.	10
Cheyney	9
CSU Bakersfield	9
Evansville	8
MSU Denver	8
North Ala.	8
North Dakota	8
South Dakota St.	8
Virginia Union	8
Sacred Heart	7
Southern N.H.	7
UC Riverside	7
Akron	6
Indiana (PA)	6
Assumption	5
Bridgeport	5
Cal Poly Pomona	5
Central Mo.	5
Gannon	5
Jacksonville St.	5
Jefferson	5
Missouri St.	5
Mount St. Mary's	5
Norfolk St.	5
West Liberty	5
Alabama A&M	4
Bellarmino	4
Northwest Mo. St.	4
Puget Sound	4
Queens (NC)	4
Saint Michael's	4
South Dakota	4
Southern Ill.	4
Southern Ind.	4
St. Joseph's (IN)	4
Tarleton St.	4
Tennessee St.	4
Winona St.	4
Adelphi	3
American	3
Ashland	3
Augusta	3
Bentley	3
Cal St. San B'dino	3
Cal U (PA)	3
Green Bay	3
Midwestern St.	3
Montevallo	3
Morningside	3
Old Dominion	3
Saint Rose	3
Seattle Pacific	3
Stonehill	3
UMass Lowell	3
Washburn	3
West Tex. A&M	3
Western Wash.	3

Team	Appearances	Team	Appearances
Wheaton (IL)	3	Central Conn. St.	1
Wittenberg	3	Chicago	1
Alabama Huntsville	2	Christian Brothers	1
Alas. Anchorage	2	Coe	1
American Int'l	*2	Colo. Sch. of Mines	1
Barry	2	Colorado St.-Pueblo	1
Barton	2	Cornell College	1
Bloomsburg	2	East Stroudsburg	1
Cal Poly	2	Eastern Mich.	1
Cal St. East Bay	2	Eckerd	1
Cal State LA	2	Fort Hays St.	1
Central Okla.	2	Franklin Pierce	1
Chapman	2	Georgia College	1
Chattanooga	2	Grambling	1
Chico St.	2	Hartwick	1
Delta St.	2	Hofstra	1
Dist. Columbia	2	Hope	1
Drury	2	Humboldt St.	1
Eastern Ill.	2	Indiana St.	1
Elizabeth City St.	2	Johnson C. Smith	1
Fairmont St.	2	Kennesaw St.	1
Ferris St.	2	Lander	1
Findlay	2	Le Moyne	1
Fresno St.	2	Lincoln (MO)	1
Grand Valley St.	2	Mercyhurst	1
Illinois St.	2	Millersville	1
Lincoln Memorial	2	Milwaukee	1
LIU Post	2	Minnesota St.	1
Long Island	2	Mo. Southern St.	1
Lynn	2	Mo.-St. Louis	1
Mount Olive	2	Mont. St.-Billings	1
N.C. A&T	2	Montclair St.	1
N.C. Central	2	Morehouse	1
New Orleans	2	Morgan St.	1
Nicholls St.	2	MSU Moorhead	1
Northeastern	2	Neb. Wesleyan	1
Northern Ky.	2	Neb.-Kearney	1
Northern Mich.	2	Northeastern St.	1
Northern St.	2	Nova Southeastern	1
Oglethorpe	2	New York Tech	1
Roanoke	2	Pfeiffer	1
Rollins	2	Point Loma	1
S.C. Aiken	2	Randolph-Macon	1
Salem (WV)	2	Rider	1
San Diego St.	2	Sacramento St.	1
San Fran. St.	2	Saint Augustine's	1
Southern Conn. St.	2	Saginaw Valley	1
Southwest Minn. St.	2	San Diego	1
St. Anselm	2	Shaw	1
St. Cloud St.	2	SIUE	1
Troy	2	Southampton	1
Valparaiso	2	Southwest Baptist	1
Wayne St. (MI)	2	St. Thomas Aquinas	1
Wright St.	2	Stetson	1
Abilene Christian	1	Tampa	1
Anderson (SC)	1	Tex. A&M-Commerce	1
Augustana (SD)	1	Towson	1
Austin Peay	1	Trinity (TX)	1
Azusa Pacific	1	Truman	1
Bloomfield	1	Tuskegee	1
Bowie St.	1	UC Davis	1
SUNY Brockport	1	UC Santa Barbara	1
Bryant	1	UCF	1
Buffalo	1	UMBC	1
Buffalo St.	1	UNI	1
BYU-Hawaii	1	UNLV	1
California Baptist	1	Valdosta St.	1

Team	Appearances
WashU	1
West Ga.	1
Western Ore.	1
Williams	1
Wingate	1
Winston-Salem	1

Team	Appearances
South Dakota St.	2
Southern Ill.	2
Tennessee St.	2
Wittenberg	2

SEMIFINALS

Team	Appearances
Ky. Wesleyan	*17
CSU Bakersfield	8
Fla. Southern	7
Virginia Union	7
Evansville	6
MSU Denver	6
Mount St. Mary's	5
North Ala.	5
Central Mo.	4
Indiana (PA)	4
Missouri St.	4
Southern Ill.	4
Southern Ind.	4
Tennessee St.	4
West Liberty	4
Akron	3
Assumption	3
Bellarmine	3
Bridgeport	3
UC Riverside	3
Cheyney	3
Green Bay	3
Old Dominion	3
South Dakota St.	3
Southeast Mo. St.	3
Western Wash.	3
Winona St.	3

MOST CHAMPIONSHIPS

Team	Championships
Ky. Wesleyan	8
Evansville	5
CSU Bakersfield	3
Virginia Union	3
Central Mo.	2
MSU Denver	2
North Ala.	2
Northwest Mo. St.	2
Winona St.	2

* - American International (1969 and 1970), Louisiana (1971), and Ky. Wesleyan (2002 and 2003) had Elite Eight participation vacated by action of the NCAA Committee on Infractions.

CHAMPIONSHIP GAME

Team	Appearances
Ky. Wesleyan	*11
Evansville	5
CSU Bakersfield	4
MSU Denver	4
Missouri St.	4
Virginia Union	4
Fla. Southern	3
Southeast Mo. St.	3
Southern Ind.	3
Winona St.	3
Akron	2
Bridgeport	2
Cal Poly Pomona	2
Central Mo.	2
Chattanooga	2
Dist. Columbia	2
Green Bay	2
Indiana (PA)	2
Mount St. Mary's	2
North Ala.	2
Northern Ky.	2
Northwest Mo. St.	2
Old Dominion	2

ELITE EIGHT SEED HISTORY

REGION SEEDS AT THE ELITE EIGHT

This list begins in 2003, the first year the field expanded to 64 teams and eight regions.

Year	Number of Seeds Represented							
	1	2	3	4	5	6	7	8
2003	3	3		2				
2004	4	1	3					
2005	4	1			1	1	1	
2006	5	2					1	
2007	5	1	1		1			
2008	5	1	1	1				
2009	6	1	1					
2010	3	1		3				
2011	4							
2012	6	2				1	3	
2013	7	1						
2014	4	2		1				1
2015	4	2	1	1				
2016	3		1	3	1			
2017	4	1			1	1	1	
2018	3	4					1	
2019	6			2				
*2020								

*2020 Championship canceled due to COVID-19 pandemic.

LOWEST REGION SEEDS TO REACH THE ELITE EIGHT

(Since 1994)

Seed	Team	Year	Result	Round	Opponent	Score
8	Tuskegee	2014	L	QF	MSU Denver	106-87
8	St. Joseph's (IN)	2010	L	QF	Cal Poly Pomona	69-48
7	Barry	2018	L	QF	Ferris St.	87-84
7	Rollins	2017	L	QF	Fairmont St.	86-68
7	Anderson (SC)	2011	L	QF	West Liberty	113-85
7	Bloomfield	2011	L	QF	BYU-Hawaii	96-89
7	BYU-Hawaii	2011	L	CH	Bellarmine	71-68
7	SIUE	2006	L	QF	Virginia Union	60-58
7	Tarleton St.	2005	L	SF	Bryant	60-55
6	Chico St.	2017	L	QF	Lincoln Memorial	74-61
6	Bryant	2005	L	CH	Virginia Union	63-58
6	Elizabeth City St.	1997	L	QF	Salem (WV)	91-74
6	Texas A&M-Commerce	1997	L	QF	Northern Ky.	79-67
6	Central Mo.	1995	L	QF	Indiana (PA)	90-79

TOURNAMENT HISTORY RANKINGS

TEAM RECORDS

**Does not include vacated years*

TOURNAMENT APPEARANCES

39, Ky. Wesleyan*
37, Jefferson
32, Fla. Southern
29, Virginia Union
28, Seattle Pacific
28, Southern Ind.
27, Assumption
25, Gannon
23, Central Mo.
23, South Dakota St.

CONSECUTIVE TOURNAMENT APPEARANCES

15, Assumption, 1963-77
13, Virginia Union, 1984-96
12, Bellarmine, 2009-2020
12, Seattle Pacific, 2005-16
11, CSU Bakersfield, 1988-98
11, Ky. Wesleyan, 1982-92
11, Jefferson, 1963-73
11, West Liberty, 2010-present
10, MSU Denver, 1998-2007
10, Evansville, 1957-66

CURRENT CONSECUTIVE TOURNAMENT APPEARANCES

12, Bellarmine
11, West Liberty
8, St. Anselm
7, Colo. Sch. of Mines
7, Northwest Mo. St.

TOURNAMENT GAMES

126, Ky. Wesleyan*
78, Fla. Southern
73, Jefferson
73, Virginia Union
66, Assumption
65, Southern Ind.
61, CSU Bakersfield
59, Central Mo.
59, MSU Denver
58, Seattle Pacific

TOURNAMENT WINS

93, Ky. Wesleyan*
46, Fla. Southern
45, Virginia Union
42, MSU Denver
41, CSU Bakersfield
40, Evansville
37, Central Mo.
36, Assumption
36, Southern Ind.
35, South Dakota St.

TOURNAMENT WINNING PERCENTAGE

(Minimum 20 Games)

.800 (40-10), Evansville, 1957-76
.738 (93-33), Ky. Wesleyan*, 1957-2017
.714 (20-8), Winona St., 2001-14
.712 (42-17), MSU Denver, 1990-2015
.708 (17-7), Western Wash., 2001-17
.705 (31-13), North Ala., 1977-2014
.703 (26-11), West Liberty, 2007-19
.700 (21-9), Akron, 1958-75
.697 (23-10), Missouri St.
.679 (19-9), Tennessee St., 1963-75

WON-LOST RECORDS IN TOURNAMENT PLAY

Note: Non-advancing semifinalists are credited with third place in years when there was no third-place game [1983-87, 1991-present]. This chart is based on on-the-court records that are not affected by later action such as vacating.

Team (Years Participated)	Yrs.	Won	Lost	Pct.	1st	2nd	3rd	4th
Abilene Christian (1959-60-62-64-65-66-86-87-99)	9	9	12	.429	0	0	0	0
Adams St. (2007-11-12-13)	4	0	4	.000	0	0	0	0
Adelphi (1958-59-64-78-95-96-97-98-99-2000-01-02-05-06-07-11-12)	17	13	18	.419	0	0	0	0
Akron (1958-64-65-66-67-71-72-73-75)	9	21	9	.700	0	2	1	0
Alabama A&M (1985-86-87-88-89-93-94-95-96-97)	10	11	13	.458	0	0	0	0
Alabama Huntsville (2000-03-06-10-11-12-13-15-16-17-19-20)	12	13	11	.542	0	0	0	0
Alabama St. (1972-75)	2	0	3	.000	0	0	0	0
Alas. Anchorage (1982-86-87-88-90-91-93-94-96-97-2004-07-08-11-12)	15	16	16	.500	0	1	1	0
Alas. Fairbanks (1989-2003-04-05)	4	4	5	.444	0	0	0	0
Albany (NY) (1969)	1	1	1	.500	0	0	0	0
Albany St. (GA) (1973-78-79-84-85-92-97-98-2007)	9	4	11	.267	0	0	0	0
Albright (1961-62-65-66-74)	5	4	6	.400	0	0	0	0
Alcorn (1969)	1	1	1	.500	0	0	0	0
Alderson Broaddus (2002-03-04-05-06-07-08-09-10)	9	6	9	.400	0	0	0	0
American (1958-59-60)	3	6	3	.667	0	0	0	0
American Int'l (1966-67-68-69*70*83-84-85-94-2000-11-15)	12	14	14	.500	0	0	1*	0
Amherst (1957)	1	0	1	.000	0	0	0	0
Anderson (SC) (2010-11-12-14)	4	6	4	.600	0	0	0	0
Angelo St. (1988-89-2001-09-15-16-19-20)	8	5	8	.385	0	0	0	0
Ark.-Fort Smith (2014-16-17-18)	4	0	4	.000	0	0	0	0
Ark.-Monticello (2006-17)	2	2	2	.500	0	0	0	0
Ark.-Pine Bluff (1967)	1	0	2	.000	0	0	0	0
Arkansas St. (1958-60-62-63-66-67)	6	5	7	.417	0	0	0	0
Arkansas Tech (2009-10-11-12-13-14-15-17)	8	5	8	.385	0	0	0	0
Armstrong St. (1975-77-95-2001-04-06-07-09)	8	2	9	.182	0	0	0	0
Ashland (1968-69-70-71-88-90-91-2016-19)	9	11	12	.478	0	0	0	2
Assumption (1960-63-64-65-66-67-68-69-70-71-72-73-74-75-76-77-79-83-88-91-92-98-2002-03-08-09-13)	27	36	30	.545	0	0	3	0
Augusta (1978-2001-02-07-08-09-10-11-14-15-17-19-20)	13	20	13	.606	0	1	1	0
Augustana (IL) (1959-60-63-71)	4	0	8	.000	0	0	0	0
Augustana (SD) (1975-77-78-86-88-89-2008-09-10-12-13-15-16-17)	14	17	16	.515	1	0	0	0
Austin Peay (1958-60-61-63)	4	3	6	.333	0	0	0	0
Azusa Pacific (2015-16-18-20)	4	5	3	.625	0	0	0	0
Baldwin Wallace (1967)	1	1	1	.500	0	0	0	0
Ball St. (1964)	1	0	2	.000	0	0	0	0
Baltimore (1975-76-77)	3	3	3	.500	0	0	0	0
Barry (2005-07-10-14-15-16-17-18)	8	9	8	.529	0	0	0	0
Barton (1997-2003-06-07-09-12-13)	7	13	6	.684	1	0	0	0
Bates (1961)	1	1	1	.500	0	0	0	0
Bellarmino (1963-65-69-70-77-82-84-89-91-2009-10-11-12-13-14-15-16-17-18-19-20)	21	32	22	.593	1	0	3	0
Belmont Abbey (1959-60-61-2002-03-13-20)	7	4	6	.400	0	0	0	0
Beloit (1957)	1	1	1	.500	0	0	0	0
Bemidji St. (2004-12)	2	0	2	.000	0	0	0	0
Benedict (1980-2004-06-07-08-09-11-12-13-15)	10	3	11	.214	0	0	0	0
Benedictine (IL) (1966)	1	0	1	.000	0	0	0	0
Bentley (1972-73-74-75-76-79-85-89-93-2002-05-06-07-08-09-10-11-16)	18	24	20	.545	0	0	2	0
Bethune-Cookman (1965-68-80)	3	0	6	.000	0	0	0	0
Bloomfield (2005-06-11-12-13-14-17-18)	8	9	8	.529	0	0	0	0
Bloomsburg (1963-74-81-82-83-89-95-96)	8	8	9	.471	0	0	0	0
Bluefield St. (1996)	1	0	1	.000	0	0	0	0
Boise St. (1970)	1	1	1	.500	0	0	0	0
Bowie St. (2003-04-05-11-13-17)	6	8	6	.571	0	0	1	0
Brandeis (1958)	1	1	1	.500	0	0	0	0
Brevard (2010)	1	0	1	.000	0	0	0	0
Bridgeport (1968-72-73-76-77-78-79-85-89-90-91-92-2003-04-06-07-09-10-13-14-15-18-20)	23	26	24	.520	0	2	0	1
Bryant (1978-80-2004-05-06-07-08)	7	10	9	.526	0	1	0	0
Buffalo (1957-58-59-60-63-65)	6	6	7	.462	0	0	0	0
Buffalo St. (1967-68-70-71-72-76)	6	7	9	.438	0	0	0	1
BYU-Hawaii (2000-02-03-04-05-07-08-09-10-11-15)	11	12	11	.542	0	1	0	0
Cal Poly (1971-74-77-80-81-82-86)	7	10	8	.556	0	0	1	0
Cal Poly Pomona (1962-64-76-2003-04-05-07-09-10-13-15-16-18-19-20)	15	23	13	.639	1	1	0	0

Team (Years Participated)	Yrs.	Won	Lost	Pct.	1st	2nd	3rd	4th
Cal St. Dom. Hills (1981-87-89-2009-11)	5	3	6	.333	0	0	0	0
Cal St. East Bay (1977-85-86-87-88)	5	6	6	.500	0	0	0	0
Cal State LA (1957-59-95-98-2000)	5	8	8	.500	0	0	0	2
Cal St. San B'dino (1999-2000-01-02-03-04-05-07-08-09-10-13-14-20)	14	17	13	.567	0	0	0	0
Cal U (PA) (1985-88-92-93-94-95-96-98-99-2003-04-07-08)	13	13	14	.481	0	0	2	0
Caldwell (2007)	1	0	1	.000	0	0	0	0
California Baptist (2014-15-16-17-18)	5	7	5	.583	0	0	0	0
Cameron (2013)	1	0	1	.000	0	0	0	0
Capital (1957-70-73)	3	2	3	.400	0	0	0	0
Carson-Newman (2002-14-15-18)	4	1	4	.200	0	0	0	0
Catawba (1998-99-2001-04-05-07-08-09-10-19-20)	11	3	10	.231	0	0	0	0
Catholic (1964)	1	0	2	.000	0	0	0	0
CCNY (1957)	1	0	1	.000	0	0	0	0
Centenary (LA) (1957-58-59)	3	1	4	.200	0	0	0	0
Central Ark. (2005)	1	1	1	.500	0	0	0	0
Central Conn. St. (1966-67-69-71-83-84)	6	6	8	.429	0	0	0	0
Central Mich. (1965-70-71)	3	3	3	.500	0	0	0	0
Central Mo. (1965-70-80-81-82-83-84-85-89-90-91-94-95-96-97-2005-06-07-09-10-13-14-15)	23	37	22	.627	2	0	2	0
Central Okla. (1992-93-95-97-98-2003-05-06-08-09-10-11)	12	12	12	.500	0	0	0	0
Central St. (OH) (1982-2010)	2	1	2	.333	0	0	0	0
Central Wash. (1999-2000-01-06-08-09-10-11)	8	2	8	.200	0	0	0	0
Centre (1964)	1	0	2	.000	0	0	0	0
Chaminade (2006-08-11-13-14-19)	6	2	6	.250	0	0	0	0
Chapman (1957-58-59-60-61-63-78-83-84)	9	11	10	.524	0	1	0	0
Charleston (WV) (1999-2000-01-02-12-14-20)	7	2	6	.250	0	0	0	0
Chattanooga (1961-73-75-76-77)	5	11	5	.688	1	1	0	0
Cheyney (1965-66-67-68-69-70-71-72-73-76-77-78-79-80-81-82-83-86-2004-08)	20	33	21	.611	1	0	2	0
Chicago (1961-74)	2	2	2	.500	0	0	0	0
Chico St. (1958-74-81-91-92-93-2004-05-12-13-14-15-16-17-20)	15	8	19	.296	0	0	0	0
Christian Brothers (2008-09-12-13-17)	5	5	5	.500	0	0	0	0
Clafin (2009-18)	2	2	2	.500	0	0	0	0
Clarion (1981-2001)	2	1	2	.333	0	0	0	0
Clark Atlanta (1996-2010-11-17-18)	5	0	5	.000	0	0	0	0
Clayton St. (2007-08-18)	3	4	3	.571	0	0	0	0
Coe (1973-74)	2	2	2	.500	0	0	0	0
Colo. Christian (1993-2008)	2	0	3	.000	0	0	0	0
Colorado Col. (1960-61)	2	0	4	.000	0	0	0	0
Colorado Mesa (1994-95-99-2004-10-11-20)	7	1	7	.125	0	0	0	0
Colo. Sch. of Mines (2010-11-12-14-15-16-17-18-19-20)	10	7	9	.438	0	0	0	0
Colorado St.-Pueblo (1967-68-72-73-98)	5	2	8	.200	0	0	0	0
Columbus St. (1978-84-96-98-2000-03-04-05-06-12-15-16-17)	13	8	14	.634	0	0	0	0
Concord (1997-2016)	2	2	2	.500	0	0	0	0
Concordia (CA) (2019)	1	0	1	.000	0	0	0	0
Concordia Chicago (1962-63-65-69)	4	2	6	.250	0	0	0	0
Cornell College (1960-61-63-70)	4	4	7	.364	0	0	0	1
CSU Bakersfield (1973-76-82-83-84-88-89-90-91-92-93-94-95-96-97-98-2001-02-03-04-06)	21	41	20	.672	3	1	3	1
CSUN (1978-79-85)	3	2	4	.333	0	0	0	0
Daemen (2019-20)	2	0	1	.000	0	0	0	0
DBU (2009-16-18-19-20)	5	1	4	.200	0	0	0	0
Delta St. (1972-85-86-87-93-96-97-98-2000-02-03-06-09-14-17-19)	16	16	16	.500	0	0	1	0
Denison (1968)	1	1	1	.500	0	0	0	0
Denver (1992-96)	2	1	2	.333	0	0	0	0
DePauw (1957-68)	2	0	3	.000	0	0	0	0
Dist. Columbia (1982-83-87-2004-12)	5	9	5	.643	1	1	0	0
Dixie St. (2010-11-12-13-14-15-17-18-20)	9	2	8	.200	0	0	0	0
Doane (1965)	1	0	2	.000	0	0	0	0
Dominican (NY) (2013-19-20)	3	1	2	.333	0	0	0	0
Dowling (1995-98)	2	0	2	.000	0	0	0	0
Drexel (1957-60-66-67)	4	0	7	.000	0	0	0	0
Drury (2000-04-06-07-08-10-11-13-14-15-18-19)	12	12	11	.522	1	0	0	0
East Central (2017)	1	1	1	.500	0	0	0	0
East Stroudsburg (1990-2010-12-13-14-18-19)	7	6	7	.462	0	0	0	0
Eastern Ill. (1975-76-77-78-79-80)	6	12	6	.667	0	0	2	0
Eastern Mich. (1972)	1	3	2	.600	0	0	0	1
Eastern N.M. (1993-2004)	2	1	2	.333	0	0	0	0

Team (Years Participated)	Yrs.	Won	Lost	Pct.	1st	2nd	3rd	4th
Eckerd (1973-94-95-2001-03-04-05-07-08-12-13-16-17-18)	14	12	15	.444	0	0	0	0
Edinboro (1982-86-94-96-98-2005-06-08)	8	3	10	.231	0	0	0	0
Elizabeth City St. (1978-81-94-97-99-2007)	6	7	6	.538	0	0	0	0
Elizabethtown (1964)	1	1	1	.500	0	0	0	0
Elon (1997)	1	0	1	.000	0	0	0	0
Embry-Riddle (FL) (2020)	1	0	0	.000	0	0	0	0
Emmanuel (GA) (2019)	1	0	1	.000	0	0	0	0
Emporia St. (2004-07)	2	0	2	.000	0	0	0	0
ETSU (1957)	1	1	1	.500	0	0	0	0
Evansville (1957-58-59-60-61-62-63-64-65-66-68-71-72-74-76)	15	40	10	.800	5	0	1	0
Fairfield (1960-61-62)	3	2	4	.333	0	0	0	0
Fairleigh Dickinson (1963)	1	0	2	.000	0	0	0	0
Fairmont St. (1996-98-99-2000-10-13-15-16-17-19-20)	11	11	10	.524	0	1	0	0
Fayetteville St. (1973-93)	2	2	3	.400	0	0	0	0
Felician (2010)	1	0	1	.000	0	0	0	0
Ferris St. (1983-87-88-89-90-98-2005-06-11-15-16-17-18-20)	14	18	13	.581	1	0	0	0
FGCU (2005)	1	0	1	.000	0	0	0	0
Findlay (2002-03-04-05-06-07-08-09-10-12-13-14-17-18-19)	15	21	14	.600	1	0	0	0
Fisk (1964-74)	2	3	2	.600	0	0	0	0
Fla. Southern (1972-79-80-81-82-83-85-86-87-88-89-90-91-93-96-98-99-2000-01-03-04-08-09-10-11-12-13-14-15-18-19-20)	32	46	32	.590	2	1	4	0
Florida A&M (1957-59-62-78)	4	3	4	.429	0	0	0	0
Florida Tech (1989-90-2012)	3	2	4	.333	0	0	0	0
Fort Hays St. (1995-96-97-98-2001-03-06-08-10-11-14-16)	12	10	11	.476	1	0	0	0
Fort Lewis (2002-03-05-07-08-09-11-13-16-17-18)	11	5	11	.313	0	0	0	0
Fort Valley St. (1998)	1	0	1	.000	0	0	0	0
Francis Marion (2004-18-19)	3	2	3	.400	0	0	0	0
Franklin Pierce (1991-93-96-2012-13-14)	6	8	6	.571	0	0	0	0
Fresno St. (1958-60-62-63-64-65-66)	7	8	8	.500	0	0	0	0
Ga. Southern (1970)	1	1	1	.500	0	0	0	0
Ga. Southwestern (2011-14)	2	0	2	.000	0	0	0	0
Gannon (1962-72-75-77-80-84-85-86-87-88-90-93-94-95-2000-01-02-03-04-05-08-09-14-15-18)	25	19	30	.387	0	1	0	0
Gardner-Webb (2000)	1	0	1	.000	0	0	0	0
Georgia College (1997-99-2000-06-09-10)	6	5	6	.455	0	0	0	0
Glenville St. (2014-15)	2	0	2	.000	0	0	0	0
Grambling (1958-76)	2	3	2	.600	0	0	0	0
Grand Canyon (1992-93-95-96-97-98-2007-12-13)	9	5	9	.357	0	0	0	0
Grand Valley St. (1985-91-92-97-2001-06-07-08-09-10-19)	11	9	12	.429	0	0	0	0
Green Bay (1974-76-77-78-79-81)	6	13	8	.619	0	2	0	1
Grinnell (1962)	1	0	2	.000	0	0	0	0
Gust. Adolphus (1958)	1	0	2	.000	0	0	0	0
Hamline (1962)	1	1	1	.500	0	0	0	0
Hampton (1983-91)	2	2	2	.500	0	0	0	0
Harding (2003-08-11-13-14-16)	6	1	6	.143	0	0	0	0
Hartford (1972-73-74-75)	4	3	4	.429	0	0	0	0
Hartwick (1965-70-71-73-74-75-76-77-78-79-80)	11	10	13	.453	0	0	0	0
Hawaii Hilo (2003-05)	2	1	2	.333	0	0	0	0
Hawaii Pacific (1999-2017)	2	1	2	.333	0	0	0	0
Henderson St. (1999-2000-01-02-03-04-07-20)	8	8	7	.533	0	0	0	0
High Point (1996-97)	2	2	2	.500	0	0	0	0
Hillsdale (1995-2001-02-12-18)	5	1	5	.167	0	0	0	0
Hiram (1973-74)	2	1	3	.250	0	0	0	0
Hofstra (1959-62-63-64)	4	5	4	.556	0	0	0	0
Holy Family (2008-16)	2	0	2	.000	0	0	0	0
Hope (1958-59)	2	3	2	.600	0	0	0	0
Humboldt St. (1983-90-2001-02-03-04-06-07-08-09-10-11-12-16)	14	9	15	.375	0	0	1	0
Illinois St. (1957-62-67-68-69)	5	6	7	.462	0	0	0	1
Indiana (PA) (1994-95-96-2000-02-04-05-09-10-11-12-13-14-15-17-19-20)	17	31	16	.660	0	2	2	0
Indiana St. (1966-67-68)	3	5	4	.556	0	1	0	0
Ithaca (1964-72)	2	1	3	.250	0	0	0	0
Jackson St. (1957-64-65-66-68)	5	4	6	.400	0	0	0	0
Jacksonville St. (1980-81-83-84-85-89-90-92)	8	16	9	.640	1	0	0	1
James Madison (1974-76)	2	0	3	.000	0	0	0	0
Jefferson (1958-63-64-65-66-67-68-69-70-71-72-73-75-76-77-78-79-83-85-89-91-92-93-94-95-2001-04-07-08-09-10-12-14-15-16-18-20)	37	32	40	.444	1	0	0	0
Johns Hopkins (1974)	1	0	1	.000	0	0	0	0
Johnson C. Smith (1960-87-91-92-95-98-2001-02-03-06-08-09)	12	6	15	.286	0	0	0	0

Team (Years Participated)	Yrs.	Won	Lost	Pct.	1st	2nd	3rd	4th
Kennesaw St. (2003-04-05)	3	7	2	.778	1	0	0	0
Kentucky St. (1962-2001)	2	1	2	.333	0	0	0	0
King (TN) (2012-16*-18*)	3	0	3	.000	0	0	0	0
King's (PA) (1974)	1	1	1	.500	0	0	0	0
Knox (1958-59)	2	2	2	.500	0	0	0	0
Kutztown (1988-2009-10-16-17)	5	4	6	.400	0	0	0	0
Ky. Wesleyan (1957-60-61-64-66-67-68-69-70-71-72-73-74-82-83-84-85-86-87-88-89-90-91-92-94-95-98-99-2000-01-02*-03*-04-08-09-10-11-12-16-17)	40	98	34	.742	8	5	5	1
Lake Superior St. (1996-2009-14-15-18)	5	4	5	.444	0	0	0	0
Lamar University University (1960-62-63-64-66)	5	5	5	.500	0	0	0	0
Lander (1995-99-2007-16-20)	5	3	4	.429	0	0	0	0
Lane (2005)	1	0	1	.000	0	0	0	0
Le Moyne (1959-60-64-65-66-68-69-88-96-97-14-17-18-19-20)	15	7	18	.280	0	0	0	0
Lebanon Valley (1973)	1	0	1	.000	0	0	0	0
Lee (2020)	1	0	0	.000	0	0	0	0
Lees-McRae (2018)	1	0	1	.000	0	0	0	0
LeMoyne-Owen (1999-2000-09)	3	0	3	.000	0	0	0	0
Lenoir-Rhyne (1995-2003-04-08-09-16-19)	7	3	7	.300	0	0	0	0
Lewis (1982-83-84-85-86-88-98-99-2002-03-04-08-12-15-16-19)	16	8	18	.308	0	0	0	0
Limestone (2011-13-14-17)	4	1	4	.200	0	0	0	0
Lincoln (MO) (1959-60-61-67-68-69-72-75-76-77-78-81)	12	12	13	.480	0	0	0	0
Lincoln Memorial (2011-12-13-14-15-16-17-18-20)	9	15	8	.652	0	1	1	0
Linfield (1957-58)	2	1	3	.250	0	0	0	0
LIU (1965-66-67)	3	6	3	.667	0	0	0	0
LIU Post (1962-71-73-75-83-84-85-87-90-91-94-2003-04-08-09-11-12)	17	15	19	.441	0	0	0	0
Livingstone (2013-14-15)	3	0	3	.000	0	0	0	0
Lock Haven (1987-89)	2	2	2	.500	0	0	0	0
Long Beach St. (1961)	1	1	1	.500	0	0	0	0
Longwood (1994-95-2001)	3	1	4	.200	0	0	0	0
Loras (1959)	1	0	2	.000	0	0	0	0
Louisiana (1971*)	1	4	1	.800	0	0	1	0
Louisiana Tech (1967-71)	2	2	2	.500	0	0	0	0
Loyola Maryland (1973)	1	1	2	.333	0	0	0	0
Lubbock Christian (2016-19)	2	2	2	.500	0	0	0	0
Luther (1967)	1	1	1	.500	0	0	0	0
Lynn (1997-98-99-2005-15-19)	6	13	6	.684	0	0	2	0
MacMurray (1961)	1	0	2	.000	0	0	0	0
Mansfield (1984-97-2011)	3	1	3	.250	0	0	0	0
Mary (2011)	1	0	1	.000	0	0	0	0
McNeese (1968)	1	0	2	.000	0	0	0	0
Mercer (1972)	1	0	2	.000	0	0	0	0
Mercyhurst (2015-16-19-20)	4	4	3	.571	0	0	0	0
Merrimack (1977-78-91-92-2000-08-09-10-17-18-19)	11	9	11	.450	0	0	0	0
Michigan Tech (1963-98-2000-02-03-04-13-14-15-20)	10	8	9	.471	0	0	0	0
Midwestern St. (1999-2000-07-09-10-11-12-13-14-15-16)	11	16	11	.593	0	0	0	0
Miles (1974-2019-20)	3	0	2	.000	0	0	0	0
Millersville (1985-86-87-89-93-95-2003-05-07-08)	10	14	10	.583	0	0	0	0
Milwaukee (1960-89)	2	3	2	.600	0	0	0	0
Minn. Duluth (1957-65-97-2002-03)	5	1	5	.167	0	0	0	0
Minnesota St. (1964-76-2005-06-07-08-09-10-11-13-14-15-16-18-19)	15	18	15	.545	0	0	1	0
Mississippi Col. (1978-95)	2	3	2	.600	0	0	0	0
Missouri S&T (1975-76-96)	3	1	5	.167	0	0	0	0
Missouri St. (1958-59-66-67-68-69-70-73-74-78)	10	23	10	.697	0	4	0	0
Missouri Western (1990-91-92-95-97-98-99-2002-03-10)	10	1	13	.071	0	0	0	0
Mo. Southern St. (1993-2000-11-12-14-18-19-20)	8	7	8	.467	0	0	1	0
Mo.-St. Louis (1972-88-2020)	3	3	2	.600	0	0	0	0
Molloy (2019)	1	0	1	.000	0	0	0	0
Monmouth (1981-82)	2	1	3	.250	0	0	0	0
Monmouth (IL) (1957-74)	2	0	2	.000	0	0	0	0
Mont. St. Billings (1981-82-85-86-87-96-97-98-2002-12)	10	7	12	.368	0	0	1	0
Montclair St. (1969-70-71)	3	4	3	.571	0	0	0	0
Montevallo (2004-05-06-07-10-11-12-13-14-15-16)	11	22	11	.667	0	1	0	0
Morehouse (1981-90-91-95-2003-04-18)	7	3	10	.231	0	0	0	1
Morgan St. (1974-75-76)	3	6	3	.667	1	0	0	0
Morningside (1983-84-95)	3	8	3	.727	0	0	1	0
Mount Olive (2004-05-06-07-08-10-15)	7	7	7	.500	0	0	0	0
Mount St. Mary's (1957-61-62-63-67-69-70-79-80-81-82-85-86-87)	14	25	17	.595	1	1	2	1

Team (Years Participated)	Yrs.	Won	Lost	Pct.	1st	2nd	3rd	4th
MSU Denver (1990-91-98-99-2000-01-02-03-04-05-06-07-09-10-11-12-13-14-15)	19	42	17	.712	2	2	2	0
MSU Moorhead (1965-2012-15-16-17)	5	5	5	.500	0	0	0	0
Muhlenberg (1968)	1	0	2	.000	0	0	0	0
N.C. A&T (1958-59-62-64)	4	10	4	.714	0	0	2	0
N.C. Central (1957-88-89-90-93-96-97)	7	10	6	.625	1	0	0	0
N.M. Highlands (2010-19)	2	0	2	.000	0	0	0	0
Neb. Wesleyan (1962-63-64)	3	4	5	.444	0	0	0	1
Neb.-Kearney (1991-96-97-98-99-2002-03-04-05-06-07-16)	12	11	13	.458	0	0	0	0
Nevada (1957-61-64-66)	4	1	6	.143	0	0	0	0
New Haven (1987-88-90-2003-04-13-14-19)	8	4	10	.286	0	0	0	0
New Jersey City (1973-74)	2	0	2	.000	0	0	0	0
New Orleans (1971-72-74-75)	4	9	6	.600	0	1	0	1
New York Tech (1978-80-2004)	3	5	4	.556	0	1	0	0
Newman (2013)	1	0	1	.000	0	0	0	0
Nicholls St. (1976-79-80)	3	5	3	.625	0	0	0	0
Norfolk St. (1965-68-69-71-74-84-85-86-87-88-89-90-92-94-95)	15	19	18	.514	0	0	1	0
North Ala. (1977-79-80-81-84-88-91-94-95-96-2006-08-13-14)	14	31	13	.705	2	0	2	1
North Dakota (1965-66-67-74-75-76-77-79-80-81-82-90-91-92-93-94-95-2000-03)	19	29	22	.569	0	0	2	0
North Dakota St. (1971-74-81-83-94-95-96-97)	8	9	8	.529	0	0	0	0
North Greenville (2015)	1	0	1	.000	0	0	0	0
North Park (1969)	1	1	1	.500	0	0	0	0
Northeastern (1962-63-64-66-67-68)	6	8	6	.571	0	0	0	0
Northeastern St. (2000-01-02-03-13)	5	8	4	.667	1	0	0	0
Northern Colo. (1964-65-66-89)	4	1	6	.143	0	0	0	0
Northern Ill. (1958)	1	1	1	.500	0	0	0	0
Northern Ky. (1978-95-96-97-98-2000-01-03-07-08-09-11-12)	13	17	14	.548	0	2	0	0
Northern Mich. (1979-80-81-84-85-93-99-2000)	8	7	10	.412	0	0	0	0
Northern St. (1996-97-98-99-2004-05-06-08-09-15-18-19-20)	13	12	12	.500	0	1	0	0
Northwest Mo. St. (1982-84-89-98-2000-01-02-03-04-06-07-08-12-14-15-16-17-18-19-20)	20	29	20	.592	2	0	0	0
Northwood (1999)	1	0	1	.000	0	0	0	0
Notre Dame (OH) (2019)	1	0	1	.000	0	0	0	0
Nova Southeastern (2019-20)	2	3	1	.750	0	0	0	0
Oakland (1994-95-96-97)	4	2	5	.286	0	0	0	0
Oglethorpe (1963-66-68-69)	4	8	4	.667	0	0	1	0
Ohio Dominican (2018)	1	0	1	.000	0	0	0	0
Ohio Northern (1974)	1	0	1	.000	0	0	0	0
Okla. Baptist (2020)	1	0	0	.000	0	0	0	0
Old Dominion (1969-70-71-73-74-75-76)	7	15	8	.652	1	1	0	1
Omaha (1975-76-77-79-82-83-84-2002-04-05-08-10)	12	7	14	.333	0	0	0	0
Ouachita Baptist (2008-16)	2	1	2	.333	0	0	0	0
Pace (1992-99-2002-07)	4	1	5	.167	0	0	0	0
Pacific (OR) (1957)	1	0	1	.000	0	0	0	0
Paine (1994-99-2002)	3	1	3	.250	0	0	0	0
Palm Beach Atl. (2020)	1	0	0	.000	0	0	0	0
Parsons (1967)	1	0	2	.000	0	0	0	0
Pfeiffer (1996-2000-04-05-17)	5	6	5	.545	0	0	0	0
Philander Smith (1957-58)	2	0	3	.000	0	0	0	0
Pitt.-Johnstown (1997-98-2008-09)	4	2	4	.333	0	0	0	0
Pittsburg St. (1997-98-99-2005-07-15)	6	4	6	.400	0	0	0	0
Point Loma (2018-19-20)	3	5	2	.714	0	1	0	0
Portland St. (1967)	1	0	2	.000	0	0	0	0
Prairie View (1960-61)	2	2	2	.500	0	0	0	0
Presbyterian (1996-97-2003-06)	4	3	4	.429	0	0	0	0
Puget Sound (1970-71-73-75-76-77-78-79-80-81-84)	11	17	11	.607	1	0	0	0
Purdue Fort Wayne (1993)	1	0	2	.000	0	0	0	0
Queens (NC) (1996-98-99-2001-03-07-08-11-16-17-18-19-20)	13	19	12	.613	0	0	2	0
Queens (NY) (2001-02-05)	3	0	3	.000	0	0	0	0
Quincy (1995-97-2005-06-07-10-17)	7	7	7	.500	0	0	0	0
Quinnipiac (1976-79-80-88)	4	2	6	.250	0	0	0	0
Randolph-Macon (1965-66-74-75-77-81-83-84-85)	9	6	14	.300	0	1	0	0
Regis (CO) (1957-58-95-96-2018)	5	4	6	.400	0	0	0	0
Rensselaer (1958-73)	2	0	3	.000	0	0	0	0
Rider (1957)	1	2	1	.667	0	0	0	0
Roanoke (1968-71-72-73-74-79)	6	8	8	.500	1	0	0	0
Rochester (NY) (1961-62-67-68)	4	3	5	.375	0	0	0	0

Team (Years Participated)	Yrs.	Won	Lost	Pct.	1st	2nd	3rd	4th
Rockhurst (2002-07-09)	3	2	3	.400	0	0	0	0
Rogers St. (2020)	1	0	0	.000	0	0	0	0
Rollins (1974-76-79-92-96-2003-04-06-07-10-11-13-16-17)	14	14	16	.467	0	0	0	0
S.C. Aiken (1998-2008-09-10-12-13-14-19)	8	12	8	.600	0	0	1	0
Sacramento St. (1959-62-70-88)	4	4	7	.364	0	1	0	0
Sacred Heart (1971-72-75-77-78-81-82-83-84-85-86-87-89)	13	22	15	.595	1	0	0	1
Saginaw Valley (2016*)	1	3	1	.750	0	0	0	0
Saint Augustine's (1983-84-97-2010)	4	8	4	.667	0	1	0	0
Saint Leo (2012-13-14-16)	4	2	4	.333	0	0	0	0
Saint Martin's (2018-19)	2	3	2	.600	0	0	0	0
Saint Michael's (1957-58-59-60-65-67-73-74-87-97-99-2001)	12	19	15	.559	0	1	0	1
Saint Rose (1992-95-96-97-98-99-2000-03-05-07-08-11-17-18)	14	15	15	.500	0	0	1	0
Salem (WV) (1997-98-99-2000-01-02-03-05-06)	9	13	9	.591	0	0	1	0
Sam Houston St. (1986)	1	0	2	.000	0	0	0	0
San Diego (1966-73-74-78-79)	5	4	6	.400	0	0	0	0
San Diego St. (1957-67-68)	3	5	3	.625	0	0	0	0
San Fran. St. (1960-63-65-69-71-80-82-83-84*-94-2017)	11	6	17	.261	0	0	0	0
Seattle U (2007)	1	1	1	.500	0	0	0	0
Seattle Pacific (1962-64-65-66-71-72-77-95-96-98-99-2000-01-02-05-06-07-08-09-10-11-12-13-14-15-16-19-20)	28	31	27	.534	0	0	2	0
Shaw (1995-2002-03-11-12)	5	9	5	.643	0	0	1	0
Shippensburg (1991-2006-17-18-20)	5	3	5	.375	0	0	0	0
Siena (1974)	1	2	1	.667	0	0	0	0
SIUE (1986-87-89-2005-06)	5	6	5	.545	0	0	0	0
Slippery Rock (1990-91-2011-13-15)	5	3	6	.333	0	0	0	0
Sonoma St. (1973-74-89-99-2003-06-17)	7	2	8	.200	0	0	0	0
South Carolina St. (1958-61-63-66-67)	5	3	7	.300	0	0	0	0
South Dakota (1957-58-72-90-93-94-99-2000-04-05-06-07-08)	13	17	12	.586	1	0	0	0
South Dakota St. (1959-60-61-63-68-69-70-72-73-78-80-84-85-88-91-92-96-97-98-2000-01-02-03-04)	24	36	23	.610	1	1	1	0
Southampton (1972)	1	2	1	.667	0	0	0	0
Southeast Mo. St. (1961-62-63-64-79-82-83-85-86-87-88-89-90)	13	28	14	.667	0	3	0	0
Southeastern La. (1973)	1	1	1	.500	0	0	0	0
Southeastern Okla. (2007-19-20)	3	3	2	.600	0	0	0	0
Southern Conn. St. (1982-83-97-2000-14-15-16-17)	8	9	9	.500	0	0	0	0
Southern Ill. (1959-61-62-63-64-65-66)	7	17	9	.654	0	2	1	1
Southern Ind. (1978-80-81-85-87-90-93-94-95-96-97-98-99-2000-01-03-04-05-06-07-09-11-12-13-14-17-19-20)	28	36	29	.554	1	2	1	0
Southern N.H. (1980-81-86-87-90-92-93-94-95-96-97-98-99-2003-04-05-13-15-16-17)	20	27	20	.574	0	0	2	0
Southern Nazarene (2018-19-20)	3	1	2	.333	0	0	0	0
Southern U. (1974-75-77)	3	1	5	.167	0	0	0	0
Southern Wesleyan (2020)	1	0	0	.000	0	0	0	0
Southwest Baptist (1990-91-2006-08-09)	5	6	6	.500	0	0	0	0
Southwest Minn. St. (2001-09-12-17-18)	5	9	5	.643	0	0	0	0
Southwestern Okla. (2005)	1	0	1	.000	0	0	0	0
Springfield (1961-63-64-66-68-69-70-80-81-82-86)	11	6	16	.273	0	0	0	0
St. Andrews (2000)	1	0	1	.000	0	0	0	0
St. Anselm (1960-62-70-86-87-90-93-95-96-99-2000-01-05-06-10-13-14-15-16-17-18-19-20)	23	18	25	.419	0	0	1	0
St. Cloud St. (1974-86-87-88-92-2000-01-03-06-07-09-10-12-18-19)	15	13	17	.433	0	0	1	0
St. Edward's (2006-07-08-19-20)	5	2	4	.333	0	0	0	0
St. Joseph's (IN) (1970-74-75-76-78-79-92-2006-08-10)	10	14	11	.560	0	0	0	0
St. Lawrence (1974)	1	0	1	.000	0	0	0	0
St. Mary's (TX) (2001-03-04-05-08-12-13-14-15)	9	2	9	.182	0	0	0	0
St. Norbert (1958)	1	0	2	.000	0	0	0	0
St. Olaf (1969-71-72)	3	1	6	.143	0	0	0	0
St. Thomas Aquinas (2016-17-18-19-20)	5	6	4	.600	0	0	0	0
St. Thomas (FL) (1972-73-82)	3	2	3	.400	0	0	0	0
Stanislaus St. (2014)	1	2	1	.667	0	0	0	0
Stephen F. Austin (1983)	1	1	1	.500	0	0	0	0
Stetson (1967-70-71)	3	3	4	.429	0	0	0	0
Steubenville (1965-66-73)	3	4	3	.571	0	0	0	0
Stillman (2006-11-16)	3	3	3	.500	0	0	0	0
Stonehill (1971-73-80-81-82-89-98-2006-09-10-11-12-15-16-20)	15	16	17	.485	0	0	2	0
Stony Brook (1970)	1	0	2	.000	0	0	0	0
SUNY Brockport (1973)	1	4	2	.667	0	0	0	1
SUNY Potsdam (1966-73-74)	3	2	6	.250	0	0	0	0

Team (Years Participated)	Yrs.	Won	Lost	Pct.	1st	2nd	3rd	4th
Tampa (1984-85-86-87-88-89-90-93-94-95-97-2000-01-02-08-14)	16	16	17	.485	0	0	1	0
Tarleton St. (2002-03-04-05-06-08-10-11-12-13-14-15-16-17)	14	22	14	.611	0	0	2	0
Tennessee St. (1963-67-70-71-72-73-74-75)	8	19	9	.679	0	2	1	1
Tex. A&M Int'l (2011-14)	2	0	2	.000	0	0	0	0
Tex. A&M-Commerce (1996-97-98-2005-15-17-18-19)	8	7	8	.467	0	0	0	0
Tex. A&M-Kingsville (1992-96-2004-09-17-20)	6	2	5	.286	0	0	0	0
Tex. Permian Basin (2017-18)	2	2	2	.500	0	0	0	0
Towson (1977-78)	2	3	2	.600	0	0	0	0
Transylvania (1969-70-72-73)	4	2	7	.222	0	0	0	0
Trinity (TX) (1960-61-68)	3	6	3	.667	0	0	1	0
Troy (1977-88-91-92-93)	5	10	6	.625	0	1	0	1
Truman (1960-71-79-81-99-2006-17-18-20)	9	8	9	.471	0	0	1	0
Tusculum (2005-09)	2	0	2	.000	0	0	0	0
Tuskegee (1959-79-2010-14)	4	4	5	.444	0	0	0	0
UC Davis (1967-68-69-75-76-78-95-96-97-98-99-2000)	12	10	16	.385	1	0	0	0
UC Irvine (1968-69-72-75)	4	2	6	.250	0	0	0	0
UC Riverside (1970-72-73-74-75-79-80-84-86-88-89-90-91-92-94-95-97)	17	28	19	.596	0	1	2	0
UC San Diego (2008-16-17-18-19-20)	6	5	5	.500	0	0	0	0
UC Santa Barbara (1961-63)	2	3	2	.600	0	0	0	0
UC-Colo. Springs (2014-15)	2	1	2	.333	0	0	0	0
UCF (1976-77-78-80-81-82)	6	6	9	.400	0	0	0	1
UIIndy (1996-97-2003-04-05-11-12-13-14-15-16-20)	12	6	11	.353	0	0	0	0
UIW (2002-09-10)	3	1	3	.250	0	0	0	0
UMass Lowell (1988-2001-02-03-04-06-09-10-11-12)	10	15	9	.625	1	0	0	0
UMBC (1979-80)	2	3	2	.600	0	0	0	0
UNC Pembroke (2011-13-15-17-18-19-20)	7	2	6	.250	0	0	0	0
UNI (1962-64-79)	3	5	4	.556	0	0	0	1
Union (TN) (1962-68-2015-16)	4	2	5	.286	0	0	0	0
UNLV (1965-67-68-69)	4	4	5	.444	0	0	0	0
Upper Iowa (2013-17)	2	0	2	.000	0	0	0	0
Upsala (1960)	1	1	1	.500	0	0	0	0
USC Upstate (1991-92-96-98-2005-06)	6	5	6	.455	0	0	0	0
USciences (2015)	1	1	1	.500	0	0	0	0
UT Martin (1982-83)	2	1	3	.250	0	0	0	0
UTRGV (1968)	1	1	1	.500	0	0	0	0
Valdosta St. (1976-77-79-2002-04-07-09-10-17-18-19-20)	12	8	11	.421	0	0	0	0
Valparaiso (1962-66-67-69-73)	5	7	5	.583	0	0	0	0
Virginia St. (1982-88-2016-18-19-20)	6	4	6	.400	0	0	0	0
Virginia Union (1961-77-79-80-82-84-85-86-87-88-89-90-91-92-93-94-95-96-98-2000-03-04-05-06-07-08-09-17-18)	29	45	28	.616	3	1	3	0
Wabash (1958-59-60-61)	4	4	4	.500	0	0	0	0
Wagner (1958-67-68-69)	4	4	4	.500	0	0	0	0
Walsh (2019-20)	2	0	1	.000	0	0	0	0
Wartburg (1957-58-59-60)	4	2	5	.286	0	0	0	0
Washburn (1992-93-94-95-97-2000-01-03-04-05-11-12-18-19)	14	14	14	.500	0	1	1	0
WashU (1963-64-65)	3	4	3	.571	0	0	0	0
Wayne St. (MI) (1970-84-86-87-92-93-94-99-2004-05-11-13)	12	11	14	.440	0	0	1	0
Wayne St. (NE) (1999-2000)	2	2	2	.500	0	0	0	0
Wesleyan (CT) (1959)	1	0	2	.000	0	0	0	0
West Ala. (1978-82-14-15-19)	5	3	5	.375	0	0	0	0
West Chester (1983-95-99-2001-03-14-16-18-19)	9	1	10	.091	0	0	0	0
West Florida (2018)	1	0	1	.000	0	0	0	0
West Ga. (1975-80-81-83-84-86-87-97-98-99-2001-02-05-12-15-16)	16	11	17	.393	0	0	0	0
West Liberty (2007-10-11-12-13-14-15-16-17-18-19-20)	12	26	11	.703	0	1	3	0
West Tex. A&M (1987-90-91-94-98-99-2001-03-06-07-08-11-12-17-18-19-20)	17	14	18	.438	0	0	1	0
West Va. Wesleyan (2002-11-12)	3	1	3	.250	0	0	0	0
West Virginia St. (2004-06-07-09-10)	5	4	5	.444	0	0	0	0
Western Ill. (1959-80-81)	3	2	4	.333	0	0	0	0
Western Colo. (1993)	1	1	1	.500	0	0	0	0
Western Ore. (2015-16-18-19)	4	6	4	.600	0	0	1	0
Western Wash. (2001-05-06-09-10-12-13-17-20)	9	17	7	.708	1	0	2	0
Wheaton (IL) (1957-58-59-60)	4	11	4	.733	1	0	0	1
Wheeling (2005-06-12-16-17-18)	6	3	6	.333	0	0	0	0
Widener (1972)	1	0	1	.000	0	0	0	0
Willamette (1959)	1	1	1	.500	0	0	0	0
Williams (1959-61)	2	2	3	.400	0	0	0	0
Wingate (1999-2000-01-02-06-07-08-12-13-16-17)	11	8	11	.421	0	0	0	0
Winona St. (2001-05-06-07-08-09-10-11-13-14)	10	22	8	.733	2	1	0	0

Team (Years Participated)	Yrs.	Won	Lost	Pct.	1st	2nd	3rd	4th
Winston-Salem (1966-67-77-84-85-86-99-2000-01-02-05-11-12-13-20)	15	11	16	.407	1	0	0	0
Wis.-Parkside (2007-13-14-15-16-17)	6	1	6	.143	0	0	0	0
Wis.-Superior (1957-61)	2	0	3	.000	0	0	0	0
Wittenberg (1959-61-62-63-69-72-74)	7	14	8	.636	1	1	0	0
Wooster (1971-73)	2	0	4	.000	0	0	0	0
Wright St. (1976-79-80-81-82-83-85-86)	8	13	7	.650	1	0	0	0
Youngstown St. (1961-62-63-64-66-70-72-75-77)	9	8	11	.421	0	0	0	0

Note: Selections for the 2020 Championship were completed prior to the cancelation of the tournament due to the COVID-19 pandemic. Those teams are credited with an appearance.

*TEAMS VACATING TOURNAMENT ACTION

Teams	Years	Record	Placing	Conference
American Int'l	1969-70	6-2	3d	
King (TN)	2016, 18	0-2		Conference Carolinas
Ky. Wesleyan	2002-03	9-2	2 2d	GLVC
Louisiana	1971	4-1	3d	
Saginaw Valley	2016	3-1		GLIAC
San Fran St.	1984	2-1		NCAC
6 Schools	9 years	24-9	2 2d, 2 3d	

OFFICIAL NCAA TOURNAMENT RECORDS

Records adjusted to reflect vacated appearances

Teams	Years	Won	Lost	Pct.	1st	2nd	3rd	4th
American Int'l	10	8	12	.400	0	0	0	0
King (TN)	1	0	1	.000	0	0	0	0
Ky. Wesleyan	39	89	32	.736	8	3	5	1
Louisiana	0	0	0	.000	0	0	0	0
Saginaw Valley	1	0	1	.000	0	0	0	0
San Fran St.	10	4	16	.200	0	0	0	0

ALL-TIME RESULTS

1957

First Round

Saint Michael's 80, Amherst 63
Rider 63, Drexel 61
Mount St. Mary's 93, CCNY 84
N.C. Central 78, Florida A&M 61
Buffalo 75, Capital 64
Evansville 108, Illinois St. 96
Ky. Wesleyan 77, DePauw 62
ETSU 62, Centenary (LA) 61 (OT)
South Dakota 62, Monmouth (IL) 52
Jackson St. 93, Philander Smith 65
Wheaton (IL) 84, Minn. Duluth 75
Beloit 103, Wis.-Superior 79
Regis (CO) 88, Wartburg 82
San Diego St. 75, Chapman 56
Cal State LA 75, Nevada 69
Linfield 83, Pacific (OR) 79 (OT)

Second Round

Rider 69, Saint Michael's 68
Mount St. Mary's 106, N.C. Central 88
Buffalo 77, Evansville 75
Ky. Wesleyan 84, ETSU 73
South Dakota 2, Jackson St. 0 (forfeit)
Wheaton (IL) 77, Beloit 75
San Diego St. 81, Regis (CO) 78
Cal State LA 85, Linfield 74

Quarterfinals

Mount St. Mary's 86, Rider 66
Ky. Wesleyan 72, Buffalo 68
Wheaton (IL) 90, South Dakota 80
Cal State LA 57, San Diego St. 55

Semifinals

Ky. Wesleyan 99, Mount St. Mary's 81
Wheaton (IL) 71, Cal State LA 53

Third Place

Mount St. Mary's 82, Cal State LA 72

Championship

Wheaton (IL) 89, Ky. Wesleyan 65

1958

First Round

Adelphi 90, Brandeis 72
Saint Michael's 72, Rensselaer 56
Grambling 104, South Carolina St. 79
N.C. A&T 68, Philander Smith 64
Wagner 94, Jefferson 77
American 77, Buffalo 60
Evansville 70, Wabash 68 (OT)
Akron 76, Austin Peay 61
Wheaton (IL) 68, St. Norbert 66
Hope 101, Northern Ill. 95
Fresno St. 69, Chico St. 56
Chapman 78, Linfield 57
Missouri St. 74, Centenary (LA) 69
Regis (CO) 48, Arkansas St. 47
South Dakota 67, Wartburg 65
Knox 76, Gust. Adolphus 65

Regional Third Place

Brandeis 71, Rensselaer 69
South Carolina St. 80, Philander Smith 70
Buffalo 77, Jefferson 73
Wabash 72, Austin Peay 69
Northern Ill. 76, St. Norbert 70
Chico St. 76, Linfield 62
Arkansas St. 83, Centenary (LA) 70
Wartburg 83, Gust. Adolphus 73

Regional Championships

Saint Michael's 97, Adelphi 58

Grambling 88, N.C. A&T 73
American 72, Wagner 65
Evansville 82, Akron 70
Wheaton (IL) 104, Hope 93
Chapman 52, Fresno St. 49
Missouri St. 73, Regis (CO) 65
South Dakota 102, Knox 51

Quarterfinals

Evansville 82, American 72
Saint Michael's 84, Grambling 76
Wheaton (IL) 81, Chapman 64
South Dakota 63, Missouri St. 58

Semifinals

Saint Michael's 78, Evansville 70
South Dakota 64, Wheaton (IL) 60

Third Place

Evansville 95, Wheaton (IL) 93

Championship

South Dakota 75, Saint Michael's 53

1959

First Round

N.C. A&T 101, Tuskegee 87
Florida A&M 90, Lincoln (MO) 73
American 80, Adelphi 73
Hofstra 67, Wesleyan (CT) 48
Saint Michael's 53, Buffalo 51
Le Moyne 72, Williams 66
Evansville 66, Belmont Abbey 54
Wittenberg 80, Southern Ill. 70
Wheaton (IL) 102, Wabash 83
Hope 102, Loras 73
Missouri St. 87, Abilene Christian 67
Centenary (LA) 84, Western Ill. 76
South Dakota St. 73, Augustana (IL) 58
Knox 88, Wartburg 84
Cal State LA 83, Sacramento St. 57
Chapman 73, Willamette 52

Regional Third Place

Belmont Abbey 79, Southern Ill. 70
Buffalo 78, Williams 53
Adelphi 69, Wesleyan (CT) 63
Lincoln (MO) 88, Tuskegee 64
Wartburg 69, Augustana (IL) 66 (OT)
Abilene Christian 85, Western Ill. 81 (OT)
Wabash 100, Loras 79
Willamette 76, Sacramento St. 57

Regional Championships

N.C. A&T 98, Florida A&M 75
American 66, Hofstra 65
Saint Michael's 71, Le Moyne 70
Evansville 56, Wittenberg 50
Hope 81, Wheaton (IL) 76
Missouri St. 65, Centenary (LA) 62
South Dakota St. 106, Knox 80
Cal State LA 86, Chapman 82

Quarterfinals

N.C. A&T 87, American 70
Evansville 82, Saint Michael's 63
Missouri St. 76, Hope 74
Cal State LA 92, South Dakota St. 67

Semifinals

Evansville 110, N.C. A&T 92
Missouri St. 72, Cal State LA 59

Third Place

N.C. A&T 101, Cal State LA 84

Championship

Evansville 83, Missouri St. 67

1960

First Round

Saint Michael's 73, Assumption 50
St. Anselm 108, Le Moyne 75
Ky. Wesleyan 108, Johnson C. Smith 80
Austin Peay 74, Belmont Abbey 63

Fairfield 56, Drexel 44
American 83, Upsala 74
Evansville 91, Arkansas St. 74
Wabash 76, Buffalo 65
Wheaton (IL) 82, Augustana (IL) 67
Lincoln (MO) 100, Milwaukee 92
Fresno St. 62, San Fran. St. 49
Chapman 73, Trinity (TX) 52
Cornell College 72, Wartburg 67
Prairie View 78, South Dakota St. 65
Truman 82, Lamar University 81
Abilene Christian 109, Colorado Col. 65

Regional Third Place

Assumption 94, Le Moyne 68
Buffalo 53, Arkansas St. 52
Belmont Abbey 70, Johnson C. Smith 59
Upsala 74, Drexel 69
Lamar University 88, Colorado Col. 67
Milwaukee 109, Augustana (IL) 82
Trinity (TX) 72, San Fran. St. 64
South Dakota St. 93, Wartburg 77

Regional Championships

Saint Michael's 99, St. Anselm 95
Ky. Wesleyan 83, Austin Peay 69
American 75, Fairfield 74
Evansville 89, Wabash 68
Wheaton (IL) 78, Lincoln (MO) 59
Chapman 70, Fresno St. 62
Cornell College 93, Prairie View 79
Truman 79, Abilene Christian 76

Quarterfinals

Ky. Wesleyan 99, Saint Michael's 55
Evansville 101, American 91
Chapman 73, Wheaton (IL) 67
Cornell College 83, Truman 81

Semifinals

Evansville 76, Ky. Wesleyan 69
Chapman 79, Cornell College 64

Third Place

Ky. Wesleyan 86, Cornell College 76

Championship

Evansville 90, Chapman 69

1961

First Round

Belmont Abbey 74, Ky. Wesleyan 62
Austin Peay 77, Chattanooga 69
Mount St. Mary's 83, Virginia Union 80
Albright 85, Fairfield 67
Williams 74, Rochester (NY) 72
Bates 75, Springfield 63
Wittenberg 43, Youngstown St. 28
Wabash 94, South Carolina St. 83
Lincoln (MO) 90, Evansville 77
Chicago 64, MacMurray 59
Southeast Mo. St. 99, Colorado Col. 68
Southern Ill. 96, Trinity (TX) 82
Prairie View 79, Wis.-Superior 68
South Dakota St. 90, Cornell College 71
Long Beach St. 70, Chapman 66
UC Santa Barbara 78, Nevada 57

Regional Third Place

Ky. Wesleyan 111, Chattanooga 80
Virginia Union 70, Fairfield 66
Youngstown St. 96, South Carolina St. 82
Rochester (NY) 82, Springfield 68
Evansville 98, MacMurray 97 (OT)
Cornell College 83, Wis.-Superior 72
Trinity (TX) 75, Colorado Col. 58
Chapman 68, Nevada 63

Regional Championships

Austin Peay 70, Belmont Abbey 63
Mount St. Mary's 82, Albright 76
Williams 75, Bates 68
Wittenberg 48, Wabash 42
Southeast Mo. St. 87, Southern Ill. 84

Chicago 55, Lincoln (MO) 42
South Dakota St. 88, Prairie View 84
UC Santa Barbara 58, Long Beach St. 54

Quarterfinals

Mount St. Mary's 96, Austin Peay 78
Wittenberg 64, Williams 51
Southeast Mo. St. 67, Chicago 41
South Dakota St. 79, UC Santa Barbara 65

Semifinals

Wittenberg 65, Mount St. Mary's 49
Southeast Mo. St. 81, South Dakota St. 69

Third Place

South Dakota St. 77, Mount St. Mary's 76

Championship

Wittenberg 42, Southeast Mo. St. 38

1962

First Round

Northeastern 88, St. Anselm 78
Fairfield 86, Rochester (NY) 75
Southern Ill. 78, Union (TN) 56
Evansville 97, N.C. A&T 82
Mount St. Mary's 67, Albright 64 (4 OT)
Hofstra 56, LIU Post 55
Florida A&M 74, Youngstown St. 60
Wittenberg 69, Gannon 43
Cal Poly Pomona 88, Fresno St. 81
Sacramento St. 68, Seattle Pacific 57
Concordia Chicago 79, Illinois St. 61
Valparaiso 75, Kentucky St. 61
Southeast Mo. St. 57, Abilene Christian 55
Arkansas St. 66, Lamar University 65
UNI 81, Hamline 68
Neb. Wesleyan 71, Grinnell 65

Regional Third Place

St. Anselm 83, Rochester (NY) 64
Albright 65, LIU Post 59
Youngstown St. 58, Gannon 52
N.C. A&T 84, Union (TN) 80
Kentucky St. 77, Illinois St. 72
Lamar University 83, Abilene Christian 74
Hamline 76, Grinnell 69
Seattle Pacific 73, Fresno St. 68

Regional Championships

Northeastern 80, Fairfield 69
Southern Ill. 88, Evansville 83
Mount St. Mary's 66, Hofstra 51
Wittenberg 35, Florida A&M 33
Sacramento St. 73, Cal Poly Pomona 65
Valparaiso 75, Concordia Chicago 72
Southeast Mo. St. 76, Arkansas St. 64
Neb. Wesleyan 78, UNI 77

Quarterfinals

Southern Ill. 73, Northeastern 57
Mount St. Mary's 43, Wittenberg 39
Sacramento St. 61, Valparaiso 54
Neb. Wesleyan 71, Southeast Mo. St. 61 (OT)

Semifinals

Mount St. Mary's 58, Southern Ill. 57
Sacramento St. 74, Neb. Wesleyan 73 (2 OT)

Third Place

Southern Ill. 98, Neb. Wesleyan 81

Championship

Mount St. Mary's 58, Sacramento St. 57 (OT)

1963

First Round

Tennessee St. 119, Austin Peay 94
Oglethorpe 57, Bellarmine 49
Bloomsburg 76, Mount St. Mary's 61
Jefferson 60, Hofstra 55
South Carolina St. 80, Buffalo 63
Wittenberg 38, Youngstown St. 31
Springfield 66, Fairleigh Dickinson 54
Northeastern 74, Assumption 60

Evansville 66, Concordia Chicago 56
WashU 71, Augustana (IL) 66
Lamar University 89, Arkansas St. 88
Southern Ill. 87, Southeast Mo. St. 79
Neb. Wesleyan 86, Michigan Tech 69
South Dakota St. 71, Cornell College 64
Chapman 53, San Fran. St. 50
Fresno St. 68, UC Santa Barbara 60

Regional Third Place

Bellarmino 96, Austin Peay 86
Hofstra 78, Mount St. Mary's 71
Youngstown St. 65, Buffalo 53
Assumption 65, Fairleigh Dickinson 51
Concordia Chicago 92, Augustana (IL) 84
Arkansas St. 77, Southeast Mo. St. 75
Michigan Tech 71, Cornell College 61
UC Santa Barbara 58, San Fran. St. 56

Regional Championships

Oglethorpe 55, Tennessee St. 51
Jefferson 54, Bloomsburg 48
Wittenberg 70, South Carolina St. 63
Northeastern 47, Springfield 45
Evansville 85, WashU 76
Southern Ill. 93, Lamar University 84
South Dakota St. 77, Neb. Wesleyan 75
Fresno St. 71, Chapman 59

Quarterfinals

Oglethorpe 36, Jefferson 34
Wittenberg 48, Northeastern 47
Southern Ill. 86, Evansville 73
South Dakota St. 84, Fresno St. 71

Semifinals

Wittenberg 46, Oglethorpe 37
South Dakota St. 80, Southern Ill. 76

Third Place

Oglethorpe 68, Southern Ill. 64

Championship

South Dakota St. 44, Wittenberg 42

1964

First Round

Elizabethtown 74, Jefferson 73
Hofstra 92, Catholic 91 (2 OT)
Le Moyne 64, Youngstown St. 53
Akron 94, Ithaca 77
Northeastern 79, Assumption 68
Adelphi 75, Springfield 71
Fisk 91, Ky. Wesleyan 86
N.C. A&T 86, Centre 68
Southeast Mo. St. 83, Northern Colo. 79
Abilene Christian 73, Lamar University 71
Minnesota St. 87, Neb. Wesleyan 72
UNI 71, WashU 56
Cal Poly Pomona 99, Nevada 71
Fresno St. 68, Seattle Pacific 53
Evansville 97, Jackson St. 69
Southern Ill. 88, Ball St. 81

Regional Third Place

Jefferson 94, Catholic 64
Youngstown St. 91, Ithaca 79
Assumption 64, Springfield 60
Ky. Wesleyan 91, Centre 71
Lamar University 116, Northern Colo. 85
WashU 77, Neb. Wesleyan 74
Seattle Pacific 76, Nevada 74
Jackson St. 92, Ball St. 71

Regional Championships

Hofstra 74, Elizabethtown 61
Akron 62, Le Moyne 38
Adelphi 68, Northeastern 66
N.C. A&T 112, Fisk 87
Southeast Mo. St. 90, Abilene Christian 87
UNI 71, Minnesota St. 64 (OT)
Cal Poly Pomona 79, Fresno St. 72
Evansville 64, Southern Ill. 59

Quarterfinals

Akron 77, Hofstra 58
N.C. A&T 83, Adelphi 80
UNI 93, Southeast Mo. St. 85
Evansville 95, Cal Poly Pomona 73

Semifinals

Akron 57, N.C. A&T 48
Evansville 82, UNI 67

Third Place

N.C. A&T 91, UNI 72

Championship

Evansville 72, Akron 59

1965

First Round

Buffalo 81, Randolph-Macon 69
Akron 72, Steubenville 70
Saint Michael's 77, Hartwick 72
Assumption 76, Le Moyne 58
Evansville 116, Bethune-Cookman 77
Bellarmino 91, Norfolk St. 74
LIU 57, Cheyney 48
Jefferson 50, Albright 49
MSU Moorhead 74, Northern Colo. 73
North Dakota 67, Minn. Duluth 57
Fresno St. 74, UNLV 61
Seattle Pacific 107, San Fran. St. 78
Central Mich. 83, Jackson St. 79
Southern Ill. 71, Concordia Chicago 70
Abilene Christian 91, Doane 50
WashU 82, Central Mo. 67

Regional Third Place

Steubenville 94, Randolph-Macon 68
Hartwick 70, Le Moyne 68
Norfolk St. 91, Bethune-Cookman 74
Cheyney 52, Albright 51
Minn. Duluth 86, Northern Colo. 58
San Fran. St. 85, UNLV 78
Jackson St. 90, Concordia Chicago 80
Central Mo. 105, Doane 52

Regional Championships

Akron 69, Buffalo 58
Saint Michael's 83, Assumption 76
Evansville 81, Bellarmine 74
Jefferson 61, LIU 58
North Dakota 82, MSU Moorhead 57
Seattle Pacific 82, Fresno St. 68
Southern Ill. 90, Central Mich. 62
WashU 69, Abilene Christian 66

Quarterfinals

Saint Michael's 101, Akron 87
Evansville 92, Jefferson 76
North Dakota 97, Seattle Pacific 83
Southern Ill. 76, WashU 67

Semifinals

Evansville 93, Saint Michael's 70
Southern Ill. 97, North Dakota 64

Third Place

North Dakota 94, Saint Michael's 86

Championship

Evansville 85, Southern Ill. 82 (OT)

1966

First Round

Assumption 105, American Int'l 102
Northeastern 93, Springfield 80
Central Conn. St. 94, SUNY Potsdam 82
Jefferson 83, Le Moyne 61

Consolations

American Int'l 96, Springfield 94 (OT)
Le Moyne 86, SUNY Potsdam 63

Second Round

Assumption 96, Northeastern 69
Central Conn. St. 97, Jefferson 75

Ky. Wesleyan 81, South Carolina St. 73 (OT)
Oglethorpe 69, Winston-Salem 66
Cheyney 61, Albright 56
LIU 62, Drexel 54
Steubenville 77, Randolph-Macon 56
Akron 70, Youngstown St. 63
Seattle Pacific 69, San Diego 63
Fresno St. 127, Nevada 78
Evansville 111, Lamar University 103
Southern Ill. 83, Indiana St. 65
Abilene Christian 94, Jackson St. 79
Missouri St. 72, Arkansas St. 71
Valparaiso 107, Benedictine (IL) 76
North Dakota 84, Northern Colo. 71

Regional Third Place

Winston-Salem 85, South Carolina St. 81
Albright 78, Drexel 61
Youngstown St. 94, Randolph-Macon 63
Nevada 74, San Diego 71
Lamar University 93, Indiana St. 78
Arkansas St. 84, Jackson St. 77

Regional Championships

Central Conn. St. 96, Assumption 87
Ky. Wesleyan 48, Oglethorpe 41
LIU 67, Cheyney 64
Akron 93, Steubenville 76
Fresno St. 64, Seattle Pacific 58
Southern Ill. 90, Evansville 77
Abilene Christian 63, Missouri St. 58
North Dakota 112, Valparaiso 82

Quarterfinals

Ky. Wesleyan 84, Central Conn. St. 76
Akron 74, LIU 68
North Dakota 63, Abilene Christian 62
Southern Ill. 93, Fresno St. 70

Semifinals

Ky. Wesleyan 105, Akron 75
Southern Ill. 69, North Dakota 61

Third Place

Akron 76, North Dakota 71

Championship

Ky. Wesleyan 54, Southern Ill. 51

1967

First Round

Assumption 87, American Int'l 85 (3 OT)
Saint Michael's 70, Northeastern 61
Central Conn. St. 90, Buffalo St. 73
LIU 85, Rochester (NY) 76

Consolations

Northeastern 80, American Int'l 53
Rochester (NY) 76, Buffalo St. 70

Second Round

Saint Michael's 77, Assumption 63
LIU 114, Central Conn. St. 66
Akron 98, Mount St. Mary's 72
Winston-Salem 91, Baldwin Wallace 76
Jefferson 90, Wagner 85 (OT)
Cheyney 75, Drexel 53
Ky. Wesleyan 68, Stetson 55
South Carolina St. 66, Tennessee St. 59
Missouri St. 83, Ark.-Pine Bluff 80
Lincoln (MO) 93, Arkansas St. 80
Indiana St. 109, Luther 88
Valparaiso 89, Colorado St.-Pueblo 52
San Diego St. 101, Portland St. 73
UNLV 100, UC Davis 83
Louisiana Tech 86, North Dakota 77
Illinois St. 72, Parsons 68

Regional Third Place

Baldwin Wallace 106, Mount St. Mary's 82
Wagner 61, Drexel 53
Tennessee St. 65, Stetson 53
Arkansas St. 105, Ark.-Pine Bluff 93
Luther 99, Colorado St.-Pueblo 78

UC Davis 81, Portland St. 61
North Dakota 107, Parsons 56

Regional Championships

LIU 72, Saint Michael's 64
Winston-Salem 88, Akron 80
Cheyney 80, Jefferson 64
Ky. Wesleyan 87, South Carolina St. 70
Missouri St. 87, Lincoln (MO) 77
Valparaiso 80, Indiana St. 77
San Diego St. 88, UNLV 71
Illinois St. 89, Louisiana Tech 66

Quarterfinals

Winston-Salem 62, LIU 54
Ky. Wesleyan 66, Cheyney 53
Missouri St. 86, Valparaiso 72
Illinois St. 77, San Diego St. 76 (3 OT)

Semifinals

Winston-Salem 82, Ky. Wesleyan 73
Missouri St. 93, Illinois St. 76

Third Place

Ky. Wesleyan 112, Illinois St. 73

Championship

Winston-Salem 77, Missouri St. 74

1968

First Round

Bridgeport 86, Springfield 62
American Int'l 80, Assumption 78
Buffalo St. 83, Le Moyne 66
Rochester (NY) 73, Northeastern 70

Consolations

Assumption 94, Springfield 75
Northeastern 67, Le Moyne 54

Second Round

American Int'l 77, Bridgeport 67
Buffalo St. 79, Rochester (NY) 67
Ky. Wesleyan 86, Oglethorpe 59
Union (TN) 81, Bethune-Cookman 67
Cheyney 94, Muhlenberg 67
Wagner 98, Jefferson 84
Norfolk St. 108, Denison 86
Ashland 71, Roanoke 46
Evansville 95, Lincoln (MO) 80
Missouri St. 69, Colorado St.-Pueblo 68
UTRGV 96, Jackson St. 73
Trinity (TX) 95, McNeese 78
Indiana St. 101, South Dakota St. 96
Illinois St. 83, DePauw 81
UNLV 96, UC Davis 91
UC Irvine 78, San Diego St. 69

Regional Third Place

Oglethorpe 82, Bethune-Cookman 70
Jefferson 105, Muhlenberg 94
Denison 90, Roanoke 77
Lincoln (MO) 92, Colorado St.-Pueblo 77
Jackson St. 75, McNeese 71
South Dakota St. 86, DePauw 84
San Diego St. 79, UC Davis 72

Regional Championships

American Int'l 79, Buffalo St. 64
Ky. Wesleyan 66, Union (TN) 56
Cheyney 72, Wagner 57
Ashland 61, Norfolk St. 51
Evansville 79, Missouri St. 73
Trinity (TX) 87, UTRGV 83 (OT)
Indiana St. 98, Illinois St. 93
UNLV 79, UC Irvine 74

Quarterfinals

Ky. Wesleyan 90, American Int'l 78
Ashland 45, Cheyney 30
Trinity (TX) 93, Evansville 77
Indiana St. 94, UNLV 75

Semifinals

Ky. Wesleyan 45, Ashland 32
Indiana St. 77, Trinity (TX) 67

Third Place

Trinity (TX) 68, Ashland 52

Championship

Ky. Wesleyan 63, Indiana St. 52

1969

First Round

Oglethorpe 68, Old Dominion 60
Mount St. Mary's 95, Norfolk St. 80
Alcorn 76, Bellarmine 75
Ky. Wesleyan 77, Transylvania 61
San Fran. St. 81, UC Irvine 55
UNLV 84, UC Davis 81
Springfield 91, Central Conn. St. 80
*American Int'l 79, Assumption 77
Wagner 109, Albany (NY) 64
Montclair St. 79, Le Moyne 75
South Dakota St. 79, Lincoln (MO) 77
Missouri St. 75, St. Olaf 47
Illinois St. 87, North Park 82
Valparaiso 91, Concordia Chicago 81
Cheyney 84, Wittenberg 70
Ashland 43, Jefferson 40

Regional Third Place

Norfolk St. 113, Old Dominion 102
Transylvania 65, Bellarmine 64
UC Irvine 82, UC Davis 70
Assumption 98, Central Conn. St. 77
Albany (NY) 71, Le Moyne 70
Lincoln (MO) 77, St. Olaf 72
North Park 90, Concordia Chicago 73
Jefferson 76, Wittenberg 74

Regional Championships

Oglethorpe 74, Mount St. Mary's 56
Ky. Wesleyan 83, Alcorn 79
San Fran. St. 77, UNLV 72
*American Int'l 91, Springfield 68
Montclair St. 101, Wagner 78
Missouri St. 87, South Dakota St. 74
Illinois St. 103, Valparaiso 87
Ashland 66, Cheyney 56

Quarterfinals

Ky. Wesleyan 82, Oglethorpe 68
*American Int'l 80, San Fran. St. 75
Missouri St. 92, Montclair St. 76
Ashland 41, Illinois St. 35

Semifinals

Ky. Wesleyan 83, *American Int'l 82 (OT)
Missouri St. 58, Ashland 48

Third Place

*American Int'l 53, Ashland 51

Championship

Ky. Wesleyan 75, Missouri St. 71

**American Int'l's participation in 1969 tournament vacated*

1970

First Round

Jefferson 79, Youngstown St. 52
Ashland 50, Cheyney 43
*American Int'l 89, St. Anselm 74
Assumption 106, Springfield 84
UC Riverside 83, Boise St. 71
Puget Sound 67, Sacramento St. 62
St. Joseph's (IN) 75, Capital 72
Central Mich. 73, Wayne St. (MI) 61
Montclair St. 63, Hartwick 54
Buffalo St. 93, Stony Brook 69
Stetson 78, Mount St. Mary's 77
Ga. Southern 86, Old Dominion 79
Tennessee St. 82, Bellarmine 77
Ky. Wesleyan 74, Transylvania 67
Central Mo. 77, Cornell College 65
South Dakota St. 82, Missouri St. 71

Regional Third Place

Cheyney 94, Youngstown St. 91
Springfield 109, St. Anselm 103
Boise St. 63, Sacramento St. 61
Capital 83, Wayne St. (MI) 80
Hartwick 78, Stony Brook 70
Old Dominion 93, Mount St. Mary's 90
Bellarmine 114, Transylvania 72
Missouri St. 76, Cornell College 65

Regional Championships

Jefferson 45, Ashland 28
*American Int'l 83, Assumption 82
UC Riverside 83, Puget Sound 72
St. Joseph's (IN) 87, Central Mich. 68
Buffalo St. 81, Montclair St. 72
Stetson 93, Ga. Southern 86
Tennessee St. 75, Ky. Wesleyan 73
South Dakota St. 92, Central Mo. 73

Quarterfinals

Jefferson 101, *American Int'l 53
UC Riverside 82, St. Joseph's (IN) 77
Tennessee St. 92, South Dakota St. 89
Buffalo St. 75, Stetson 74

Semifinals

Jefferson 79, UC Riverside 63
Tennessee St. 101, Buffalo St. 80

Third Place

UC Riverside 94, Buffalo St. 83

Championship

Jefferson 76, Tennessee St. 65

**American Int'l's participation in 1970 tournament vacated*

1971

First Round

Ky. Wesleyan 94, St. Olaf 79
Truman 75, North Dakota St. 66
Jefferson 83, Wooster 81 (OT)
Cheyney 100, Akron 89
Norfolk St. 97, Roanoke 77
Old Dominion 89, Stetson 65
Seattle Pacific 75, San Fran. St. 68
Puget Sound 81, Cal Poly 69
Assumption 106, Sacred Heart 83
Central Conn. St. 111, Stonehill 99
Tennessee St. 92, Louisiana Tech 91 (OT)
*Louisiana 113, New Orleans 107
Central Mich. 63, Augustana (IL) 59
Evansville 72, Ashland 64
Hartwick 77, LIU Post 50
Buffalo St. 103, Montclair St. 93

Regional Third Place

North Dakota St. 96, St. Olaf 94
Akron 77, Wooster 68
Stetson 91, Roanoke 72
Cal Poly 70, San Fran. St. 68
Sacred Heart 86, Stonehill 81
Louisiana Tech 107, New Orleans 88
Ashland 88, Augustana (IL) 65
Montclair St. 80, LIU Post 68

Regional Championships

Ky. Wesleyan 60, Truman 48
Cheyney 60, Jefferson 58
Old Dominion 102, Norfolk St. 97
Puget Sound 85, Seattle Pacific 78
Assumption 105, Central Conn. St. 77
*Louisiana 86, Tennessee St. 82
Evansville 78, Central Mich. 60
Hartwick 71, Buffalo St. 70

Quarterfinals

Ky. Wesleyan 89, Cheyney 83
Old Dominion 81, Puget Sound 80 (OT)
*Louisiana 110, Assumption 99
Evansville 105, Hartwick 69

Semifinals

Old Dominion 97, Ky. Wesleyan 83
Evansville 93, *Louisiana 74

Third Place

*Louisiana 105, Ky. Wesleyan 83

Championship

Evansville 97, Old Dominion 82

**Louisiana's participation in 1971 tournament vacated*

1972

First Round

St. Olaf 87, South Dakota St. 72
New Orleans 80, Alabama St. 72
Jefferson 67, Widener 62
Youngstown St. 81, Gannon 71

Second Round

Bentley 96, Sacred Heart 79
Assumption 112, Bridgeport 82
Eastern Mich. 61, Ky. Wesleyan 59
Evansville 81, Wittenberg 73
Lincoln (MO) 97, St. Olaf 81
Mo.-St. Louis 114, South Dakota 72
St. Thomas (FL) 68, Fla. Southern 62
Roanoke 78, Mercer 72
Tennessee St. 80, New Orleans 79
Delta St. 71, Transylvania 59
Hartford 81, Ithaca 66
Southampton 83, Buffalo St. 72
Youngstown St. 90, Cheyney 80
Akron 54, Jefferson 52
Seattle Pacific 68, UC Riverside 63
Colorado St.-Pueblo 77, UC Irvine 58

Regional Third Place

Bridgeport 107, Sacred Heart 89
Ky. Wesleyan 68, Wittenberg 64
South Dakota 113, St. Olaf 91
Fla. Southern 85, Mercer 83
New Orleans 110, Transylvania 74
Ithaca 70, Buffalo St. 58
Jefferson 86, Cheyney 82
UC Riverside 94, UC Irvine 75

Regional Championships

Assumption 109, Bentley 103
Eastern Mich. 93, Evansville 88
Mo.-St. Louis 84, Lincoln (MO) 75
Roanoke 67, St. Thomas (FL) 57
Tennessee St. 79, Delta St. 73
Southampton 86, Hartford 74
Akron 87, Youngstown St. 71
Colorado St.-Pueblo 86, Seattle Pacific 83

Quarterfinals

Eastern Mich. 93, Assumption 88
Roanoke 94, Mo.-St. Louis 69
Tennessee St. 95, Southampton 55
Akron 92, Colorado St.-Pueblo 77

Semifinals

Roanoke 99, Eastern Mich. 73
Akron 71, Tennessee St. 69 (OT)

Third Place

Tennessee St. 107, Eastern Mich. 82

Championship

Roanoke 84, Akron 72

1973

First Round

Saint Michael's 108, Hartford 97
Bridgeport 77, Stonehill 74
Cheyney 74, Lebanon Valley 56
Steubenville 54, Hiram 51
Transylvania 72, Albany St. (GA) 71 (OT)
Fayetteville St. 95, Eckerd 66
Loyola Maryland 82, St. Thomas (FL) 79 (OT)
SUNY Brockport 78, New Jersey City 68
SUNY Potsdam 54, Rensselaer 52

UC Riverside 70, Sonoma St. 68

Second Round

Coe 65, Colorado St.-Pueblo 63
South Dakota St. 85, Missouri St. 74
Assumption 81, Saint Michael's 79
Bentley 109, Bridgeport 106 (3 OT)
Akron 99, Cheyney 71
Steubenville 61, Jefferson 51
Tennessee St. 53, Transylvania 45
Southeastern La. 67, Chattanooga 64
Ky. Wesleyan 93, Wooster 56
Valparaiso 69, Capital 64
Old Dominion 80, Fayetteville St. 74
Roanoke 84, Loyola Maryland 63
SUNY Brockport 93, LIU Post 77
Hartwick 75, SUNY Potsdam 58
UC Riverside 71, Puget Sound 51
CSU Bakersfield 50, San Diego 44

Regional Third Place

Missouri St. 76, Colorado St.-Pueblo 62
Bridgeport 93, Saint Michael's 75
Cheyney 70, Jefferson 63
Chattanooga 99, Transylvania 86
Capital 75, Wooster 47
Fayetteville St. 81, Loyola Maryland 66
LIU Post 79, SUNY Potsdam 75
San Diego 80, Puget Sound 73

Regional Championships

Coe 107, South Dakota St. 104
Assumption 87, Bentley 85
Akron 49, Steubenville 47
Tennessee St. 62, Southeastern La. 54 (OT)
Ky. Wesleyan 74, Valparaiso 66
Roanoke 88, Old Dominion 87 (OT)
SUNY Brockport 70, Hartwick 62
UC Riverside 61, CSU Bakersfield 54

Quarterfinals

Assumption 102, Coe 96
Tennessee St. 54, Akron 50
Ky. Wesleyan 87, Roanoke 63
SUNY Brockport 79, UC Riverside 70

Semifinals

Tennessee St. 106, Assumption 76
Ky. Wesleyan 96, SUNY Brockport 90

Third Place

Assumption 94, SUNY Brockport 90

Championship

Ky. Wesleyan 78, Tennessee St. 76 (OT)

1974

First Round

Norfolk St. 74, Randolph-Macon 72
Rollins 76, Miles 67
SUNY Potsdam 65, St. Lawrence 49
Siena 87, New Jersey City 64
Bloomsburg 78, Johns Hopkins 63
Hiram 56, Ohio Northern 50
St. Joseph's (IN) 91, Coe 76
Wittenberg 82, Chicago 58
St. Cloud St. 77, North Dakota St. 62
North Dakota 73, Monmouth (IL) 67
Fisk 59, James Madison 54
Sonoma St. 60, San Diego 54

Second Round

Norfolk St. 84, Roanoke 75
Old Dominion 80, Rollins 77
Hartford 102, Saint Michael's 93
Assumption 85, Bentley 83
Morgan St. 54, SUNY Potsdam 43
Hartwick 81, Siena 72
Bloomsburg 66, King's (PA) 65
Albright 93, Hiram 79
St. Joseph's (IN) 70, Green Bay 54
Wittenberg 59, Evansville 55 (OT)
Ky. Wesleyan 74, St. Cloud St. 72
Missouri St. 71, North Dakota 63

Fisk 65, Tennessee St. 54
New Orleans 85, Southern U. 80
Sonoma St. 73, Cal Poly 66
UC Riverside 62, Chico St. 51

Regional Third Place

Roanoke 88, Rollins 77
Saint Michael's 99, Bentley 91
Siena 82, SUNY Potsdam 74
King's (PA) 111, Hiram 81
Evansville 87, Green Bay 75
North Dakota 75, St. Cloud St. 71
Tennessee St. 98, Southern U. 88
Cal Poly 81, Chico St. 63

Regional Championships

Norfolk St. 89, Old Dominion 76
Assumption 84, Hartford 68
Morgan St. 68, Hartwick 64
Bloomsburg 92, Albright 78
St. Joseph's (IN) 75, Wittenberg 60
Missouri St. 69, Ky. Wesleyan 66
New Orleans 78, Fisk 63
UC Riverside 71, Sonoma St. 56

Quarterfinals

Assumption 89, Norfolk St. 79
Morgan St. 71, Bloomsburg 57
Missouri St. 80, St. Joseph's (IN) 78
New Orleans 83, UC Riverside 78

Semifinals

Morgan St. 73, Assumption 70
Missouri St. 68, New Orleans 63

Third Place

Assumption 115, New Orleans 103

Championship

Morgan St. 67, Missouri St. 52

1975

First Round

Assumption 111, Sacred Heart 95
Bentley 99, Hartford 82
LIU Post 72, Jefferson 68
Gannon 65, Hartwick 64 (OT)
New Orleans 90, West Ga. 89
Lincoln (MO) 93, Southern U. 87
UC Riverside 78, UC Davis 77
Puget Sound 76, UC Irvine 74 (OT)
North Dakota 72, Missouri S&T 61
Omaha 69, Augustana (SD) 61
Old Dominion 95, Baltimore 72
Randolph-Macon 64, Morgan St. 60
Chattanooga 107, Alabama St. 83
Tennessee St. 63, Armstrong St. 53
St. Joseph's (IN) 96, Youngstown St. 78
Akron 76, Eastern Ill. 62

Regional Third Place

Hartford 102, Sacred Heart 91
Jefferson 80, Hartwick 75
Southern U. 103, West Ga. 98
UC Davis 84, UC Irvine 70
Augustana (SD) 71, Missouri S&T 64
Baltimore 77, Morgan St. 76
Armstrong St. 110, Alabama St. 78
Eastern Ill. 86, Youngstown St. 80

Regional Championships

Assumption 87, Bentley 82
Gannon 67, LIU Post 60
New Orleans 84, Lincoln (MO) 83
UC Riverside 59, Puget Sound 58
North Dakota 84, Omaha 71
Old Dominion 83, Randolph-Macon 76
Tennessee St. 82, Chattanooga 81
Akron 58, St. Joseph's (IN) 52

Quarterfinals

Assumption 81, Gannon 69
New Orleans 73, UC Riverside 59
Old Dominion 78, North Dakota 62

Tennessee St. 72, Akron 69

Semifinals

New Orleans 84, Assumption 73 (OT)
Old Dominion 77, Tennessee St. 60

Third Place

Assumption 88, Tennessee St. 80

Championship

Old Dominion 76, New Orleans 74

1976

First Round

Evansville 85, Wright St. 75
Eastern Ill. 65, St. Joseph's (IN) 56
Valdosta St. 95, UCF 82
Chattanooga 86, Rollins 62
Puget Sound 80, Cal Poly Pomona 65
CSU Bakersfield 87, UC Davis 65
Baltimore 85, Morgan St. 65
Old Dominion 86, James Madison 77
Bridgeport 93, Bentley 86
Assumption 64, Quinnipiac 60
Nicholls St. 97, Lincoln (MO) 79
Grambling 67, Missouri S&T 61
North Dakota 86, Omaha 74 (OT)
Green Bay 72, Minnesota St. 67 (2 OT)
Jefferson 89, Buffalo St. 69
Cheyney 73, Hartwick 72 (OT)

Regional Third Place

Wright St. 72, St. Joseph's (IN) 68
Rollins 101, UCF 91
Cal Poly Pomona 84, UC Davis 82 (OT)
Morgan St. 86, James Madison 81
Bentley 83, Quinnipiac 77
Lincoln (MO) 86, Missouri S&T 84 (OT)
Minnesota St. 95, Omaha 73
Buffalo St. 69, Hartwick 67

Regional Championships

Eastern Ill. 75, Evansville 73
Chattanooga 86, Valdosta St. 66
Puget Sound 75, CSU Bakersfield 65
Old Dominion 73, Baltimore 58
Bridgeport 86, Assumption 84
Nicholls St. 90, Grambling 89
North Dakota 65, Green Bay 61
Cheyney 60, Jefferson 59

Quarterfinals

Eastern Ill. 81, Bridgeport 66
Chattanooga 107, Nicholls St. 78
Puget Sound 80, North Dakota 77
Old Dominion 90, Cheyney 85

Semifinals

Chattanooga 93, Eastern Ill. 84
Puget Sound 83, Old Dominion 78

Third Place

Eastern Ill. 78, Old Dominion 74

Championship

Puget Sound 83, Chattanooga 74

1977

First Round

Baltimore 116, Virginia Union 96
Towson 102, Winston-Salem 83
Merrimack 107, Bridgeport 83
Sacred Heart 83, Assumption 78
UCF 91, Armstrong St. 81
Chattanooga 92, Valdosta St. 76
North Dakota 71, Augustana (SD) 64
Green Bay 89, Omaha 63
Eastern Ill. 87, Bellarmine 72
Randolph-Macon 71, Youngstown St. 69 (OT)
Cheyney 62, Jefferson 58
Hartwick 68, Gannon 66
Troy 81, Lincoln (MO) 75
North Ala. 105, Southern U. 88
Cal Poly 73, Seattle Pacific 58

Puget Sound 85, Cal St. East Bay 68

Regional Third Place

Virginia Union 107, Winston-Salem 93
Assumption 86, Bridgeport 84
Valdosta St. 83, Armstrong St. 73
Omaha 93, Augustana (SD) 91
Youngstown St. 81, Bellarmine 79
Gannon 85, Jefferson 67
Lincoln (MO) 103, Southern U. 87
Seattle Pacific 94, Cal St. East Bay 74

Regional Championships

Towson 92, Baltimore 87 (OT)
Sacred Heart 110, Merrimack 104
Chattanooga 88, UCF 79
North Dakota 45, Green Bay 43
Randolph-Macon 69, Eastern Ill. 66
Cheyney 88, Hartwick 61
North Ala. 77, Troy 70
Cal Poly 67, Puget Sound 54

Quarterfinals

Sacred Heart 85, Towson 82
Chattanooga 76, North Dakota 52
Randolph-Macon 65, Cheyney 63
North Ala. 67, Cal Poly 64 (OT)

Semifinals

Chattanooga 95, Sacred Heart 81
Randolph-Macon 82, North Ala. 67

Third Place

North Ala. 93, Sacred Heart 77

Championship

Chattanooga 71, Randolph-Macon 62

1978

First Round

Cheyney 78, Adelphi 64
Jefferson 73, Hartwick 62
Merrimack 116, Bryant 91
Sacred Heart 73, Bridgeport 70
UCF 86, Augusta 66
Florida A&M 72, West Ala. 69
CSUN 79, UC Davis 73
San Diego 91, Puget Sound 85
Eastern Ill. 100, St. Joseph's (IN) 93
Southern Ind. 86, Northern Ky. 78
Towson 106, Albany St. (GA) 89
Elizabeth City St. 64, New York Tech 62
Missouri St. 69, Columbus St. 67
Lincoln (MO) 82, Mississippi Col. 73
Green Bay 80, South Dakota St. 57
Augustana (SD) 78, Chapman 66

Regional Third Place

Hartwick 77, Adelphi 74
Bridgeport 89, Bryant 85
West Ala. 91, Augusta 90
Puget Sound 96, UC Davis 73
St. Joseph's (IN) 93, Northern Ky. 87
Albany St. (GA) 81, New York Tech 87
Mississippi Col. 96, Columbus St. 75
South Dakota St. 61, Chapman 59

Regional Championships

Cheyney 73, Jefferson 60
Sacred Heart 84, Merrimack 83 (OT)
UCF 85, Florida A&M 78
San Diego 70, CSUN 67
Eastern Ill. 79, Southern Ind. 67
Elizabeth City St. 84, Towson 73
Lincoln (MO) 84, Missouri St. 83
Green Bay 72, Augustana (SD) 60

Quarterfinals

Cheyney 59, Sacred Heart 57
UCF 77, San Diego 71
Eastern Ill. 84, Elizabeth City St. 71
Green Bay 63, Lincoln (MO) 61

Semifinals

Cheyney 79, UCF 63

Green Bay 58, Eastern Ill. 43

Third Place

Eastern Ill. 77, UCF 67

Championship

Cheyney 47, Green Bay 40

1979

First Round

Wright St. 75, Northern Mich. 66
St. Joseph's (IN) 76, Eastern Ill. 66
Bridgeport 92, Quinnipiac 75
Assumption 89, Bentley 78
Nicholls St. 89, Southeast Mo. St. 74
Rollins 97, Truman 88 (OT)
Valdosta St. 102, Tuskegee 93
North Ala. 75, Fla. Southern 67
Puget Sound 81, CSUN 67
UC Riverside 62, San Diego 48
UNI 84, Omaha 72
Green Bay 63, North Dakota 48
Cheyney 82, Albany St. (GA) 61
Hartwick 49, Jefferson 48
UMBC 79, Mount St. Mary's 74
Virginia Union 68, Roanoke 67

Regional Third Place

Eastern Ill. 65, Northern Mich. 58
Bentley 104, Quinnipiac 93
Southeast Mo. St. 86, Truman 82
Tuskegee 107, Fla. Southern 102
San Diego 74, CSUN 69 (OT)
Omaha 86, North Dakota 75
Albany St. (GA) 72, Jefferson 61
Mount St. Mary's 93, Roanoke 89

Regional Championships

St. Joseph's (IN) 73, Wright St. 68
Bridgeport 85, Assumption 75
Nicholls St. 100, Rollins 87
North Ala. 110, Valdosta St. 101
Puget Sound 77, UC Riverside 52
Green Bay 56, UNI 50
Cheyney 72, Hartwick 63
UMBC 58, Virginia Union 56

Quarterfinals

Bridgeport 92, St. Joseph's (IN) 82
North Ala. 103, Nicholls St. 97
Green Bay 65, Puget Sound 53
Cheyney 65, UMBC 62

Semifinals

North Ala. 85, Bridgeport 82
Green Bay 46, Cheyney 45

Third Place

Cheyney 81, Bridgeport 78

Championship

North Ala. 64, Green Bay 50

1980

First Round

UMBC 86, Benedict 69
Virginia Union 72, Mount St. Mary's 70
Springfield 91, Bryant 78
Southern N.H. 98, Quinnipiac 89
South Dakota St. 74, Stonehill 51
Western Ill. 102, North Dakota 79
Fla. Southern 81, Bethune-Cookman 72
UCF 81, West Ga. 78
UC Riverside 65, Puget Sound 61
Cal Poly 66, San Fran. St. 46
North Ala. 98, Central Mo. 86
Nicholls St. 78, Jacksonville St. 76
New York Tech 81, Gannon 59
Hartwick 67, Cheyney 64
Eastern Ill. 74, Wright St. 63
Northern Mich. 93, Southern Ind. 83

Regional Third Place

Mount St. Mary's 84, Benedict 82

Quinnipiac 102, Bryant 97
Stonehill 70, North Dakota 57
West Ga. 75, Bethune-Cookman 63
Puget Sound 93, San Fran. St. 86
Central Mo. 112, Jacksonville St. 91
Cheyney 87, Gannon 86
Wright St. 88, Southern Ind. 85

Regional Championships

Virginia Union 80, UMBC 65
Southern N.H. 89, Springfield 80
South Dakota St. 98, Western Ill. 86
Fla. Southern 71, UCF 64
UC Riverside 62, Cal Poly 53
North Ala. 77, Nicholls St. 68
New York Tech 80, Hartwick 78
Northern Mich. 58, Eastern Ill. 56

Quarterfinals

Virginia Union 108, Southern N.H. 91
Fla. Southern 81, South Dakota St. 71
North Ala. 76, UC Riverside 69
New York Tech 58, Northern Mich. 57

Semifinals

Virginia Union 78, Fla. Southern 71
New York Tech 72, North Ala. 66

Third Place

Fla. Southern 68, North Ala. 67

Championship

Virginia Union 80, New York Tech 74

1981

First Round

Mount St. Mary's 81, Cheyney 75
Elizabeth City St. 54, Randolph-Macon 53
Western Ill. 80, Southern Ind. 73
Northern Mich. 70, Wright St. 69
Green Bay 82, North Dakota St. 76
North Dakota 87, Central Mo. 80
North Ala. 67, Lincoln (MO) 53
Truman 82, Jacksonville St. 78
Puget Sound 62, Chico St. 60
Cal St. Dom. Hills 61, Mont. St. Billings 52
UCF 94, Morehouse 77
Fla. Southern 70, West Ga. 59
Clarion 80, Monmouth 78
Cal Poly 71, Bloomsburg 43
Southern N.H. 76, Springfield 75
Sacred Heart 89, Stonehill 86

Regional Third Place

Cheyney 76, Randolph-Macon 67
Wright St. 96, Southern Ind. 89
North Dakota St. 95, Central Mo. 87
Jacksonville St. 84, Lincoln (MO) 66
Mont. St. Billings 54, Chico St. 49
West Ga. 102, Morehouse 76
Monmouth 79, Bloomsburg 64
Stonehill 79, Springfield 78

Regional Championships

Mount St. Mary's 78, Elizabeth City St. 76
Northern Mich. 93, Western Ill. 87
Green Bay 72, North Dakota 60
North Ala. 63, Truman 59
Puget Sound 72, Cal St. Dom. Hills 54
Fla. Southern 73, UCF 71
Cal Poly 84, Clarion 61
Southern N.H. 81, Sacred Heart 80

Quarterfinals

Mount St. Mary's 88, Northern Mich. 74
Green Bay 65, North Ala. 39
Fla. Southern 56, Puget Sound 55
Cal Poly 77, Southern N.H. 73

Semifinals

Mount St. Mary's 76, Green Bay 60
Fla. Southern 54, Cal Poly 51

Third Place

Cal Poly 62, Green Bay 61 (2 OT)

Championship

Fla. Southern 73, Mount St. Mary's 68

1982

First Round

Dist. Columbia 68, Virginia Union 64 (OT)
Mount St. Mary's 90, Virginia St. 86
Cheyney 66, Monmouth 53
Bloomsburg 53, Edinboro 50
Omaha 78, Lewis 69
North Dakota 59, Mont. St. Billings 54
Cal Poly 66, Alas. Anchorage 60
CSU Bakersfield 58, San Fran. St. 50
Southeast Mo. St. 60, UCF 55
UT Martin 46, Central Mo. 42
West Ala. 75, St. Thomas (FL) 72
Fla. Southern 80, Northwest Mo. St. 74
Central St. (OH) 63, Bellarmine 61
Ky. Wesleyan 76, Wright St. 71 (OT)
Sacred Heart 66, Springfield 61
Southern Conn. St. 76, Stonehill 61

Regional Third Place

Virginia St. 84, Virginia Union 82
Edinboro 56, Monmouth 53
Lewis 76, Mont. St. Billings 70
Alas. Anchorage 89, San Fran. St. 84
Central Mo. 70, UCF 62
St. Thomas (FL) 89, Northwest Mo. St. 83
Wright St. 87, Bellarmine 86
Springfield 73, Stonehill 72

Regional Championships

Dist. Columbia 67, Mount St. Mary's 66
Cheyney 70, Bloomsburg 48
North Dakota 83, Omaha 75
CSU Bakersfield 58, Cal Poly 55
Southeast Mo. St. 56, UT Martin 53
Fla. Southern 86, West Ala. 79 (3 OT)
Ky. Wesleyan 66, Central St. (OH) 65
Sacred Heart 78, Southern Conn. St. 67

Quarterfinals

Dist. Columbia 72, Cheyney 69
CSU Bakersfield 67, North Dakota 65
Fla. Southern 87, Southeast Mo. St. 73
Ky. Wesleyan 88, Sacred Heart 85

Semifinals

Dist. Columbia 76, CSU Bakersfield 71
Fla. Southern 90, Ky. Wesleyan 89 (2 OT)

Third Place

Ky. Wesleyan 77, CSU Bakersfield 66

Championship

Dist. Columbia 73, Fla. Southern 63

1983

First Round

Saint Augustine's 78, Hampton 73
Dist. Columbia 34, Randolph-Macon 17
Sacred Heart 113, Assumption 108 (4 OT)
American Int'l 65, Central Conn. St. 64
North Dakota St. 71, Ferris St. 68
Morningside 80, Omaha 79
Jacksonville St. 67, Fla. Southern 61
West Ga. 74, West Chester 73
Central Mo. 66, SFA 57
Southeast Mo. St. 83, UT Martin 71
Chapman 80, San Fran. St. 70
CSU Bakersfield 72, Humboldt St. 48
Wright St. 71, Lewis 57
Ky. Wesleyan 90, Southern Conn. St. 68
Bloomsburg 76, Cheyney 75
Jefferson 72, LIU Post 68

Regional Third Place

Hampton 71, Randolph-Macon 51
Assumption 99, Central Conn. St. 89 (OT)
Ferris St. 81, Omaha 75
Fla. Southern 72, West Chester 71

SFA 83, UT Martin 70
San Fran. St. 78, Humboldt St. 71
Lewis 91, Southern Conn. St. 73
LIU Post 83, Cheyney 69

Regional Championships

Dist. Columbia 93, Saint Augustine's 88
Sacred Heart 72, American Int'l 68
Morningside 79, North Dakota St. 77
Jacksonville St. 92, West Ga. 76
Southeast Mo. St. 74, Central Mo. 69
CSU Bakersfield 78, Chapman 66
Wright St. 69, Ky. Wesleyan 67
Bloomsburg 73, Jefferson 66

Quarterfinals

Dist. Columbia 45, Sacred Heart 38
Morningside 91, Jacksonville St. 90
CSU Bakersfield 75, Southeast Mo. St. 70
Wright St. 73, Bloomsburg 53

Semifinals

Wright St. 57, CSU Bakersfield 50
Dist. Columbia 92, Morningside 77

Championship

Wright St. 92, Dist. Columbia 73

1984

First Round

Saint Augustine's 66, Mansfield 65
LIU Post 65, Gannon 62
Sacred Heart 72, American Int'l 69 (2 OT)
South Dakota St. 74, Central Conn. St. 59
Lewis 93, Bellarmine 87
Ky. Wesleyan 96, CSU Bakersfield 85
Virginia Union 45, Randolph-Macon 30
Norfolk St. 70, Winston-Salem 61
Morningside 86, Northern Mich. 76
Wayne St. (MI) 82, Omaha 70
Jacksonville St. 78, Northwest Mo. St. 75
Central Mo. 50, Columbus St. 47
*San Fran. St. 65, UC Riverside 57
Puget Sound 57, Chapman 52
West Ga. 64, Tampa 63
North Ala. 86, Albany St. (GA) 73

Regional Third Place

Mansfield 94, Gannon 78
Central Conn. St. 102, American Int'l 90
Bellarmine 81, CSU Bakersfield 71
Randolph-Macon 69, Winston-Salem 54
Omaha 84, Northern Mich. 81
Columbus St. 65, Northwest Mo. St. 63
Chapman 74, UC Riverside 71
Tampa 87, Albany St. (GA) 77

Regional Championships

Saint Augustine's 86, LIU Post 80
Sacred Heart 88, South Dakota St. 81 (OT)
Ky. Wesleyan 72, Lewis 70
Virginia Union 58, Norfolk St. 56
Morningside 75, Wayne St. (MI) 73
Central Mo. 79, Jacksonville St. 72
*San Fran. St. 59, Puget Sound 55
North Ala. 66, West Ga. 65

Quarterfinals

Saint Augustine's 107, Sacred Heart 92
Ky. Wesleyan 72, Virginia Union 71
Central Mo. 74, Morningside 60
North Ala. 76, *San Fran. St. 68

Semifinals

Saint Augustine's 89, Ky. Wesleyan 80
Central Mo. 89, North Ala. 85 (OT)

Championship

Central Mo. 81, Saint Augustine's 77

*San Fran. St.'s participation in the 1984 tournament vacated

1985

First Round

Wright St. 61, Lewis 53
Ky. Wesleyan 77, Southern Ind. 64
Sacred Heart 47, Bridgeport 45
American Int'l 65, Bentley 49
Southeast Mo. St. 85, Alabama A&M 74
Delta St. 52, Central Mo. 47
Tampa 79, Fla. Southern 65
Jacksonville St. 120, Albany St. (GA) 84
Grand Valley St. 71, Northern Mich. 70
South Dakota St. 73, Gannon 64
Cal St. East Bay 64, Norfolk St. 61
CSUN 70, Mont. St. Billings 59
Mount St. Mary's 62, Randolph-Macon 52 (3 OT)
Winston-Salem 44, Virginia Union 42
Jefferson 95, Cal U (PA) 76
LIU Post 57, Millersville 55

Regional Third Place

Southern Ind. 92, Lewis 78
Bridgeport 83, Bentley 67
Central Mo. 88, Alabama A&M 74
Fla. Southern 108, Albany St. (GA) 80
Northern Mich. 95, Gannon 65
Norfolk St. 90, Mont. St. Billings 78
Virginia Union 78, Randolph-Macon 55
Millersville 96, Cal U (PA) 86

Regional Championships

Ky. Wesleyan 84, Wright St. 72
American Int'l 80, Sacred Heart 74
Southeast Mo. St. 67, Delta St. 59
Jacksonville St. 76, Tampa 61
South Dakota St. 58, Grand Valley St. 57
Cal St. East Bay 51, CSUN 48
Mount St. Mary's 63, Winston-Salem 56
LIU Post 71, Jefferson 68

Quarterfinals

Ky. Wesleyan 76, American Int'l 73
Jacksonville St. 80, Southeast Mo. St. 79
South Dakota St. 62, Cal St. East Bay 58
Mount St. Mary's 69, LIU Post 67

Semifinals

Jacksonville St. 72, Ky. Wesleyan 61
South Dakota St. 78, Mount St. Mary's 71

Championship

Jacksonville St. 74, South Dakota St. 73

1986

First Round

SIUE 70, Lewis 61
Wright St. 94, Ky. Wesleyan 84
Cheyney 106, Edinboro 85
Gannon 78, Millersville 66
Delta St. 61, Sam Houston St. 59
Southeast Mo. St. 94, Abilene Christian 72
Alas. Anchorage 86, UC Riverside 83
Cal St. East Bay 67, Cal Poly 65
Wayne St. (MI) 72, Augustana (SD) 57
St. Cloud St. 76, Mont. St. Billings 67
Fla. Southern 83, West Ga. 82
Tampa 76, Alabama A&M 69
Norfolk St. 70, Virginia Union 60
Mount St. Mary's 74, Winston-Salem 71
Sacred Heart 76, Springfield 74 (2 OT)
Southern N.H. 67, St. Anselm 57

Regional Third Place

Ky. Wesleyan 91, Lewis 81
Millersville 107, Edinboro 86
Abilene Christian 73, Sam Houston St. 60
UC Riverside 55, Cal Poly 53
Mont. St. Billings 86, Augustana (SD) 61
West Ga. 104, Alabama A&M 84
Virginia Union 95, Winston-Salem 77
Springfield 70, St. Anselm 65

Regional Championships

Wright St. 77, SIUE 73
Cheyney 65, Gannon 62
Southeast Mo. St. 75, Delta St. 74
Cal St. East Bay 87, Alas. Anchorage 73
Wayne St. (MI) 75, St. Cloud St. 71
Fla. Southern 67, Tampa 57
Norfolk St. 78, Mount St. Mary's 75
Sacred Heart 83, Southern N.H. 67

Quarterfinals

Cheyney 78, Wright St. 75
Southeast Mo. St. 85, Cal St. East Bay 69
Fla. Southern 77, Wayne St. (MI) 65
Sacred Heart 84, Norfolk St. 74

Semifinals

Southeast Mo. St. 90, Cheyney 81
Sacred Heart 86, Fla. Southern 80

Championship

Sacred Heart 93, Southeast Mo. St. 87

1987

First Round

Sacred Heart 82, St. Anselm 80
Southern N.H. 71, New Haven 70
Millersville 83, Saint Michael's 76
Gannon 80, LIU Post 71
West Ga. 81, Tampa 73
Fla. Southern 92, Alabama A&M 83
Alas. Anchorage 68, Cal St. Dom. Hills 64
Mont. St. Billings 78, Cal St. East Bay 54
Ferris St. 70, Wayne St. (MI) 67
St. Cloud St. 81, Lock Haven 64
Delta St. 88, Abilene Christian 71
Southeast Mo. St. 72, West Tex. A&M 71
Mount St. Mary's 94, Virginia Union 84
Norfolk St. 68, Dist. Columbia 64
Ky. Wesleyan 112, Johnson C. Smith 77
SIUE 88, Southern Ind. 82

Regional Third Place

St. Anselm 94, New Haven 88
LIU Post 85, Saint Michael's 72
Tampa 92, Alabama A&M 76
Cal St. East Bay 71, Cal St. Dom. Hills 55
Lock Haven 84, Wayne St. (MI) 83
West Tex. A&M 67, Abilene Christian 63
Virginia Union 99, Dist. Columbia 92
Southern Ind. 102, Johnson C. Smith 96

Regional Championships

Southern N.H. 73, Sacred Heart 67
Gannon 85, Millersville 82
Fla. Southern 84, West Ga. 69
Mont. St. Billings 79, Alas. Anchorage 73
St. Cloud St. 77, Ferris St. 69
Delta St. 90, Southeast Mo. St. 84 (OT)
Norfolk St. 70, Mount St. Mary's 66
Ky. Wesleyan 89, SIUE 86

Quarterfinals

Gannon 93, Southern N.H. 81
Mont. St. Billings 75, Fla. Southern 62
Delta St. 78, St. Cloud St. 73 (OT)
Ky. Wesleyan 80, Norfolk St. 74

Semifinals

Gannon 61, Mont. St. Billings 55
Ky. Wesleyan 98, Delta St. 75

Championship

Ky. Wesleyan 92, Gannon 74

1988

First Round

UMass Lowell 90, Assumption 65
New Haven 96, Quinnipiac 62
Ky. Wesleyan 82, Lewis 74
Alabama A&M 75, Ashland 73 (OT)
Tampa 71, Norfolk St. 68
Fla. Southern 99, North Ala. 76

Mo.-St. Louis 68, South Dakota St. 63
Southeast Mo. St. 111, Angelo St. 75
Ferris St. 91, Augustana (SD) 75
UC Riverside 78, St. Cloud St. 71
Alas. Anchorage 89, CSU Bakersfield 82 (OT)
Cal St. East Bay 96, Sacramento St. 85
N.C. Central 56, Virginia St. 49
Troy 75, Virginia Union 71
Cal U (PA) 91, Le Moyne 88
Gannon 84, Kutztown 64

Regional Third Place

Quinnipiac 88, Assumption 73
Lewis 89, Ashland 73
North Ala. 87, Norfolk St. 76
South Dakota St. 87, Angelo St. 84
St. Cloud St. 118, Augustana (SD) 114 (2 OT)
CSU Bakersfield 90, Sacramento St. 89
Virginia Union 90, Virginia St. 89
Le Moyne 89, Kutztown 81

Regional Championships

UMass Lowell 84, New Haven 72
Alabama A&M 92, Ky. Wesleyan 88
Fla. Southern 76, Tampa 63
Southeast Mo. St. 73, Mo.-St. Louis 69
Ferris St. 80, UC Riverside 64
Alas. Anchorage 72, Cal St. East Bay 67
Troy 66, N.C. Central 65 (OT)
Gannon 93, Cal U (PA) 75

Quarterfinals

UMass Lowell 76, Alabama A&M 68
Fla. Southern 78, Southeast Mo. St. 75
Alas. Anchorage 97, Ferris St. 85
Troy 100, Gannon 79

Semifinals

UMass Lowell 88, Fla. Southern 81
Alas. Anchorage 77, Troy 72

Third Place

Fla. Southern 94, Troy 84

Championship

UMass Lowell 75, Alas. Anchorage 72

1989

First Round

Bridgeport 132, Stonehill 127 (OT)
Sacred Heart 103, Bentley 88
Virginia Union 116, Alabama A&M 80
N.C. Central 67, Norfolk St. 64
Ky. Wesleyan 100, SIUE 87 (OT)
Bellarmine 108, Ferris St. 92
Tampa 90, Fla. Southern 86
Jacksonville St. 94, Florida Tech 70
Milwaukee 99, Augustana (SD) 95
Northern Colo. 92, Alas. Fairbanks 70
Central Mo. 78, Northwest Mo. St. 74
Southeast Mo. St. 65, Angelo St. 60
Bloomsburg 74, Jefferson 73 (OT)
Millersville 97, Lock Haven 84
UC Riverside 79, Sonoma St. 65
CSU Bakersfield 64, Cal St. Dom. Hills 61

Regional Third Place

Bentley 129, Stonehill 118
Alabama A&M 93, Norfolk St. 80
SIUE 102, Ferris St. 92
Fla. Southern 85, Florida Tech 75
Augustana (SD) 112, Alas. Fairbanks 107 (2 OT)
Angelo St. 89, Northwest Mo. St. 80
Lock Haven 82, Jefferson 78
Cal St. Dom. Hills 98, Sonoma St. 77

Regional Championships

Sacred Heart 69, Bridgeport 67
N.C. Central 60, Virginia Union 55
Ky. Wesleyan 84, Bellarmine 77
Jacksonville St. 89, Tampa 67
Milwaukee 89, Northern Colo. 88 (OT)
Southeast Mo. St. 88, Central Mo. 73
Millersville 87, Bloomsburg 71

UC Riverside 63, CSU Bakersfield 60

Quarterfinals

N.C. Central 58, Sacred Heart 57
Jacksonville St. 107, Ky. Wesleyan 70
Southeast Mo. St. 93, Milwaukee 84
UC Riverside 92, Millersville 86

Semifinals

N.C. Central 90, Jacksonville St. 70
Southeast Mo. St. 84, UC Riverside 83 (OT)

Third Place

UC Riverside 90, Jacksonville St. 81

Championship

N.C. Central 73, Southeast Mo. St. 46

1990

First Round

Bridgeport 83, New Haven 78
St. Anselm 94, Southern N.H. 89
Central Mo. 69, UC Riverside 59
CSU Bakersfield 76, Humboldt St. 58
East Stroudsburg 99, Slippery Rock 98 (OT)
Gannon 83, LIU Post 78
Morehouse 82, Virginia Union 78
Florida Tech 73, Norfolk St. 63
Missouri Western 73, West Tex. A&M 71
Southeast Mo. St. 91, Southern Ind. 73
Ashland 68, Southwest Baptist 64
Ky. Wesleyan 97, Ferris St. 72
MSU Denver 82, South Dakota 73
North Dakota 78, Alas. Anchorage 71
N.C. Central 66, Tampa 61
Jacksonville St. 97, Fla. Southern 96 (OT)

Regional Third Place

Southern N.H. 91, New Haven 88
Humboldt St. 71, UC Riverside 70
LIU Post 84, Slippery Rock 79
Norfolk St. 102, Virginia Union 93
West Tex. A&M 98, Southern Ind. 92 (OT)
Ferris St. 88, Southwest Baptist 80 (OT)
South Dakota 101, Alas. Anchorage 92
Fla. Southern 92, Tampa 82

Regional Championships

Bridgeport 91, St. Anselm 82
CSU Bakersfield 68, Central Mo. 64
Gannon 72, East Stroudsburg 63
Morehouse 81, Florida Tech 77
Southeast Mo. St. 88, Missouri Western 73
Ky. Wesleyan 79, Ashland 75
North Dakota 85, MSU Denver 80
Jacksonville St. 95, N.C. Central 88 (OT)

Quarterfinals

CSU Bakersfield 87, Bridgeport 72
Morehouse 75, Gannon 69
Ky. Wesleyan 91, Southeast Mo. St. 90 (OT)
North Dakota 89, Jacksonville St. 67

Semifinals

CSU Bakersfield 85, Morehouse 60
Ky. Wesleyan 101, North Dakota 92

Third Place

North Dakota 98, Morehouse 77

Championship

Ky. Wesleyan 93, CSU Bakersfield 79

1991

First Round

Franklin Pierce 82, Merrimack 79
Bridgeport 94, Assumption 87
Jefferson 62, Shippensburg 50
LIU Post 70, Slippery Rock 66
Southwest Baptist 98, Ky. Wesleyan 81
Central Mo. 72, West Tex. A&M 69
Alas. Anchorage 74, Chico St. 69
CSU Bakersfield 75, UC Riverside 62
South Dakota St. 92, MSU Denver 79
North Dakota 90, Neb.-Kearney 60

Virginia Union 89, Morehouse 79
USC Upstate 99, Johnson C. Smith 74
North Ala. 94, Hampton 80
Troy 78, Fla. Southern 73
Grand Valley St. 78, Bellarmine 72
Ashland 103, Missouri Western 72

Regional Third Place

Merrimack 89, Assumption 71
Slippery Rock 119, Shippensburg 101
Ky. Wesleyan 91, West Tex. A&M 78
UC Riverside 90, Chico St. 82
MSU Denver 99, Neb.-Kearney 92
Johnson C. Smith 102, Morehouse 89
Hampton 70, Fla. Southern 68
Bellarmine 94, Missouri Western 83

Regional Championships

Bridgeport 81, Franklin Pierce 77
Jefferson 64, LIU Post 63
Southwest Baptist 63, Central Mo. 61
CSU Bakersfield 78, Alas. Anchorage 68
North Dakota 54, South Dakota St. 51
Virginia Union 77, USC Upstate 73
North Ala. 93, Troy 86
Ashland 82, Grand Valley St. 75

Quarterfinals

Bridgeport 69, Jefferson 62
CSU Bakersfield 55, Southwest Baptist 52
Virginia Union 64, North Dakota 63
North Ala. 92, Ashland 84

Semifinals

Bridgeport 73, CSU Bakersfield 66 (OT)
North Ala. 97, Virginia Union 76

Championship

North Ala. 79, Bridgeport 72

1992

First Round

Southern N.H. 89, Assumption 87
Bridgeport 91, Merrimack 84
Central Okla. 100, Missouri Western 96 (OT)
Washburn 85, Tex. A&M-Kingsville 65
Denver 73, North Dakota 68
South Dakota St. 79, St. Cloud St. 74 (OT)
Jefferson 83, Saint Rose 70
Cal U (PA) 69, Pace 66 (OT)
USC Upstate 87, Rollins 83
Jacksonville St. 96, Troy 91
UC Riverside 74, Grand Canyon 61
CSU Bakersfield 99, Chico St. 78
Wayne St. (MI) 63, St. Joseph's (IN) 56
Ky. Wesleyan 84, Grand Valley St. 73
Johnson C. Smith 82, Norfolk St. 76
Virginia Union 79, Albany St. (GA) 67

Regional Third Place

Merrimack 105, Assumption 84
Tex. A&M-Kingsville 97, Missouri Western 83
North Dakota 80, St. Cloud St. 60
Saint Rose 59, Pace 52
Troy 110, Rollins 92
Grand Canyon 88, Chico St. 87
St. Joseph's (IN) 74, Grand Valley St. 64 (OT)
Albany St. (GA) 73, Norfolk St. 70

Regional Championships

Bridgeport 100, Southern N.H. 87
Central Okla. 132, Washburn 114
South Dakota St. 87, Denver 57
Cal U (PA) 90, Jefferson 79
Jacksonville St. 105, USC Upstate 87
CSU Bakersfield 72, UC Riverside 70 (OT)
Ky. Wesleyan 90, Wayne St. (MI) 72
Virginia Union 87, Johnson C. Smith 70

Quarterfinals

Bridgeport 127, Central Okla. 124 (OT)
Cal U (PA) 84, South Dakota St. 73
CSU Bakersfield 89, Jacksonville St. 59
Virginia Union 81, Ky. Wesleyan 69

Semifinals

Bridgeport 76, Cal U (PA) 75
Virginia Union 69, CSU Bakersfield 66

Championship

Virginia Union 100, Bridgeport 75

1993

First Round

N.C. Central 93, Alabama A&M 84
Virginia Union 67, Fayetteville St. 38
Alas. Anchorage 72, Chico St. 70
CSU Bakersfield 98, Grand Canyon 68
Northern Mich. 86, Southern Ind. 85
Wayne St. (MI) 78, Purdue Fort Wayne 72
Millersville 86, Cal U (PA) 77
Jefferson 70, Gannon 56
Delta St. 73, Tampa 61
Troy 75, Fla. Southern 72
Washburn 92, Central Okla. 88
Eastern N.M. 76, Mo. Southern St. 73
Franklin Pierce 95, Bentley 74
Southern N.H. 67, St. Anselm 63
North Dakota 80, Western Colo. 61
South Dakota 78, Colo. Christian 60

Regional Third Place

Alabama A&M 79, Fayetteville St. 62
Grand Canyon 103, Chico St. 98
Southern Ind. 95, Purdue Fort Wayne 93
East Regional third-place game canceled due to inclement weather
Tampa 79, Fla. Southern 73
Central Okla. 116, Mo. Southern St. 109
Bentley 109, St. Anselm 90
Western Colo. 81, Colo. Christian 71

Regional Championships

N.C. Central 93, Virginia Union 81
CSU Bakersfield 78, Alas. Anchorage 59
Wayne St. (MI) 90, Northern Mich. 58
Jefferson 70, Millersville 62
Troy 110, Delta St. 93
Washburn 79, Eastern N.M. 78
Southern N.H. 83, Franklin Pierce 73
South Dakota 66, North Dakota 64 (OT)

Quarterfinals

CSU Bakersfield 86, N.C. Central 80
Wayne St. (MI) 78, Jefferson 76
Troy 94, Washburn 82
Southern N.H. 100, South Dakota 96 (3 OT)

Semifinals

CSU Bakersfield 61, Wayne St. (MI) 57
Troy 126, Southern N.H. 123

Championship

CSU Bakersfield 85, Troy 72

1994

First Round

Virginia Union 88, Elizabeth City St. 71
Norfolk St. 61, Longwood 59
Washburn 83, Central Mo. 78
North Ala. 74, West Tex. A&M 67
UC Riverside 78, San Fran. St. 61
CSU Bakersfield 92, Alas. Anchorage 61
Cal U (PA) 65, Gannon 64
Indiana (PA) 90, Edinboro 77
Wayne St. (MI) 99, Oakland 97
Southern Ind. 78, Ky. Wesleyan 67
South Dakota 94, North Dakota 76
North Dakota St. 75, Colorado Mesa 65 (OT)
Jefferson 56, LIU Post 54
Southern N.H. 90, American Int'l 73
Alabama A&M 110, Paine 106 (2 OT)
Tampa 83, Eckerd 61

Regional Third Place

Elizabeth City St. 88, Longwood 87
Central Mo. 79, West Tex. A&M 74

Alas. Anchorage 109, San Fran. St. 97
Gannon 75, Edinboro 66
Ky. Wesleyan 118, Oakland 91
North Dakota St. 97, Colorado Mesa 88
LIU Post 84, American Int'l 81
Paine 57, Eckerd 52

Regional Championships

Norfolk St. 71, Virginia Union 69
Washburn 92, North Ala. 73
CSU Bakersfield 75, UC Riverside 62
Indiana (PA) 80, Cal U (PA) 76
Southern Ind. 112, Wayne St. (MI) 84
South Dakota 61, North Dakota St. 58
Southern N.H. 79, Jefferson 78 (2 OT)
Alabama A&M 95, Tampa 90

Quarterfinals

Washburn 69, Norfolk St. 58
CSU Bakersfield 87, Indiana (PA) 69
Southern Ind. 98, South Dakota 77
Southern N.H. 100, Alabama A&M 90

Semifinals

CSU Bakersfield 67, Washburn 64
Southern Ind. 111, Southern N.H. 89

Championship

CSU Bakersfield 92, Southern Ind. 86

1995

First Round

Gannon 82, Bloomsburg 81
Millersville 61, West Chester 60
Central Mo. 95, North Ala. 75
Mississippi Col. 87, Washburn 80 (2 OT)
UC Davis 92, Grand Canyon 88 (OT)
Cal State LA 70, CSU Bakersfield 66 (OT)
Morningside 92, North Dakota 86
North Dakota St. 85, Colorado Mesa 76
Shaw 83, Longwood 76
Johnson C. Smith 72, Lenoir-Rhyne 71
Eckerd 82, Lander 79
Armstrong St. 78, Morehouse 70
Jefferson 72, Adelphi 60
Southern N.H. 94, Dowling 79
Quincy 116, Oakland 94
Southern Ind. 95, Hillsdale 86

Regional Semifinals

Indiana (PA) 93, Gannon 71
Cal U (PA) 93, Millersville 66
Central Mo. 80, Missouri Western 78
Central Okla. 94, Mississippi Col. 88
UC Riverside 84, UC Davis 66
Seattle Pacific 76, Cal State LA 68
Morningside 93, Regis (CO) 70
Fort Hays St. 73, North Dakota St. 63
Virginia Union 94, Shaw 73
Norfolk St. 89, Johnson C. Smith 61
Alabama A&M 75, Eckerd 58
Tampa 65, Armstrong St. 59
Jefferson 84, St. Anselm 82
Southern N.H. 113, Saint Rose 110 (OT)
Northern Ky. 97, Quincy 91
Southern Ind. 102, Ky. Wesleyan 81

Regional Third Place

Millersville 89, Gannon 76 (OT)
Mississippi Col. 90, Missouri Western 77
Cal State LA 78, UC Davis 74
North Dakota St. 84, Regis (CO) 72
Shaw 96, Johnson C. Smith 90
Eckerd 72, Armstrong St. 70
St. Anselm 109, Saint Rose 92
Quincy 111, Ky. Wesleyan 104

Regional Championships

Indiana (PA) 80, Cal U (PA) 69
Central Mo. 117, Central Okla. 112
UC Riverside 74, Seattle Pacific 68
Morningside 85, Fort Hays St. 82
Norfolk St. 84, Virginia Union 66

Alabama A&M 79, Tampa 78
Southern N.H. 84, Jefferson 62
Southern Ind. 102, Northern Ky. 94

Quarterfinals

Indiana (PA) 90, Central Mo. 79
UC Riverside 71, Morningside 58
Norfolk St. 85, Alabama A&M 67
Southern Ind. 108, Southern N.H. 93

Semifinals

UC Riverside 73, Indiana (PA) 69
Southern Ind. 89, Norfolk St. 81

Championship

Southern Ind. 71, UC Riverside 63

1996

First Round

Edinboro 90, Bloomsburg 82
Fairmont St. 78, Bluefield St. 66
USC Upstate 91, Clark Atlanta 71
Columbus St. 88, Rollins 80 (OT)
Regis (CO) 73, Neb.-Kearney 70
North Dakota St. 71, Denver 70
Central Mo. 89, Tex. A&M-Commerce 86 (OT)
North Ala. 78, Delta St. 69
Franklin Pierce 83, Le Moyne 53
Southern N.H. 68, Adelphi 52
Pfeiffer 71, N.C. Central 62
High Point 76, Presbyterian 67
Grand Canyon 105, Alas. Anchorage 96 (OT)
UC Davis 89, Mont. St. Billings 80
Ulndy 105, Lake Superior St. 81
Northern St. 98, Oakland 92

Regional Semifinals

Cal U (PA) 84, Edinboro 76
Indiana (PA) 84, Fairmont St. 83
Alabama A&M 106, USC Upstate 91
Columbus St. 83, Fla. Southern 77
Fort Hays St. 97, Regis (CO) 69
South Dakota St. 94, North Dakota St. 88
Missouri S&T 72, Central Mo. 67
North Ala. 85, Tex. A&M-Kingsville 80
St. Anselm 78, Franklin Pierce 70
Saint Rose 83, Southern N.H. 82
Virginia Union 49, Pfeiffer 47
Queens (NC) 81, High Point 70
CSU Bakersfield 71, Grand Canyon 65
Seattle Pacific 79, UC Davis 65
Southern Ind. 75, Ulndy 71
Northern Ky. 82, Northern St. 71

Regional Championships

Cal U (PA) 78, Indiana (PA) 68
Alabama A&M 98, Columbus St. 82
Fort Hays St. 99, South Dakota St. 90
North Ala. 92, Missouri S&T 80
Saint Rose 87, St. Anselm 76
Virginia Union 81, Queens (NC) 58
CSU Bakersfield 78, Seattle Pacific 65
Northern Ky. 99, Southern Ind. 87

Quarterfinals

Cal U (PA) 95, Alabama A&M 85
Fort Hays St. 71, North Ala. 68
Virginia Union 99, Saint Rose 72
Northern Ky. 56, CSU Bakersfield 55

Semifinals

Fort Hays St. 76, Cal U (PA) 56
Northern Ky. 68, Virginia Union 66

Championship

Fort Hays St. 70, Northern Ky. 63

1997

First Round

Saint Michael's 86, Adelphi 85 (OT)
Saint Rose 92, Le Moyne 76
Grand Canyon 78, UC Davis 66
Mont. St. Billings 97, UC Riverside 86

High Point 94, Pitt.-Johnstown 92 (OT)
Concord 79, Barton 74
Saint Augustine's 93, Georgia College 87
Elizabeth City St. 77, Elon 70
North Dakota St. 90, Northern St. 89 (OT)
Neb.-Kearney 90, Minn. Duluth 76
Delta St. 88, Albany St. (GA) 64
Tampa 83, West Ga. 61
Pittsburg St. 72, Missouri Western 70
Tex. A&M-Commerce 80, Central Mo. 74
Oakland 79, Grand Valley St. 74
Quincy 125, Southern Ind. 118 (3 OT)

Regional Semifinals

Southern N.H. 101, Saint Michael's 90
Southern Conn. St. 83, Saint Rose 80
CSU Bakersfield 80, Grand Canyon 70
Mont. St. Billings 97, Alas. Anchorage 67
Salem (WV) 91, High Point 82
Concord 111, Mansfield 96
Saint Augustine's 78, N.C. Central 66
Elizabeth City St. 76, Presbyterian 64
Fort Hays St. 82, North Dakota St. 78
South Dakota St. 102, Neb.-Kearney 83
Alabama A&M 81, Delta St. 80
Lynn 81, Tampa 76
Pittsburg St. 90, Central Okla. 84
Tex. A&M-Commerce 80, Washburn 75
Oakland 75, Ulndy 72
Northern Ky. 82, Quincy 54

Regional Championships

Southern Conn. St. 80, Southern N.H. 61
CSU Bakersfield 90, Mont. St. Billings 78
Salem (WV) 85, Concord 76
Elizabeth City St. 90, Saint Augustine's 73
South Dakota St. 86, Fort Hays St. 74
Lynn 87, Alabama A&M 82
Tex. A&M-Commerce 89, Pittsburg St. 83
Northern Ky. 101, Oakland 87

Quarterfinals

CSU Bakersfield 65, Southern Conn. St. 62
Salem (WV) 91, Elizabeth City St. 74
Lynn 78, South Dakota St. 72
Northern Ky. 79, Tex. A&M-Commerce 67

Semifinals

CSU Bakersfield 81, Salem (WV) 68
Northern Ky. 79, Lynn 58

Championship

CSU Bakersfield 57, Northern Ky. 56

1998

First Round

Pittsburg St. 85, Northwest Mo. St. 70
Central Okla. 107, Tex. A&M-Commerce 103
Cal State LA 58, Grand Canyon 53
Seattle Pacific 82, Mont. St. Billings 64
Assumption 87, Adelphi 63
Southern N.H. 89, Dowling 62
Edinboro 79, Cal U (PA) 78
Pitt.-Johnstown 80, Queens (NC) 72
MSU Denver 69, Fort Hays St. 61
Neb.-Kearney 77, Colorado St.-Pueblo 74
USC Upstate 95, Johnson C. Smith 67
S.C. Aiken 74, Columbus St. 65
Albany St. (GA) 86, Fla. Southern 80
West Ga. 77, Fort Valley St. 74
Michigan Tech 76, Lewis 73
Northern Ky. 78, Ferris St. 63

Regional Semifinals

West Tex. A&M 90, Pittsburg St. 79
Central Okla. 109, Missouri Western 101
UC Davis 53, Cal State LA 51
Seattle Pacific 62, CSU Bakersfield 60
Saint Rose 87, Assumption 80
Stonehill 78, Southern N.H. 67 (OT)
Salem (WV) 91, Edinboro 83
Fairmont St. 75, Pitt.-Johnstown 74

South Dakota St. 93, MSU Denver 79
Northern St. 92, Neb.-Kearney 86
Virginia Union 91, USC Upstate 61
Catawba 82, S.C. Aiken 76
Delta St. 84, Albany St. (GA) 62
Lynn 104, West Ga. 92
Ky. Wesleyan 78, Michigan Tech 68
Southern Ind. 81, Northern Ky. 66

Regional Championships

West Tex. A&M 105, Central Okla. 101
UC Davis 80, Seattle Pacific 52
Saint Rose 97, Stonehill 87 (2 OT)
Fairmont St. 79, Salem (WV) 78
Northern St. 88, South Dakota St. 82
Virginia Union 70, Catawba 58
Delta St. 63, Lynn 59 (OT)
Ky. Wesleyan 98, Southern Ind. 79

Quarterfinals

UC Davis 63, West Tex. A&M 55
Saint Rose 77, Fairmont St. 73 (OT)
Virginia Union 67, Northern St. 63
Ky. Wesleyan 76, Delta St. 68

Semifinals

UC Davis 88, Saint Rose 76
Ky. Wesleyan 80, Virginia Union 72

Championship

UC Davis 83, Ky. Wesleyan 77

1999

First Round

Neb.-Kearney 85, Northern St. 80
South Dakota 79, Colorado Mesa 74
Charleston (WV) 79, West Chester 77
Queens (NC) 83, Cal U (PA) 72
Saint Michael's 87, Southern N.H. 76
Adelphi 57, Pace 56
Truman 82, Missouri Western 69
Abilene Christian 102, West Tex. A&M 96 (3 OT)
Henderson St. 76, West Ga. 54
Lynn 83, Paine 71
Cal St. San B'dino 73, Sonoma St. 62
Seattle Pacific 83, Hawaii Pacific 61
Lander 68, Catawba 59
Winston-Salem 71, Elizabeth City St. 60
Northern Mich. 83, Lewis 77
Southern Ind. 89, Northwood (MI) 79

Regional Semifinals

Neb.-Kearney 94, Wayne St. (NE) 92 (OT)
MSU Denver 83, South Dakota 69
Salem (WV) 74, Charleston (WV) 60
Fairmont St. 61, Queens (NC) 54
Saint Rose 78, Saint Michael's 67
Adelphi 66, St. Anselm 50
Truman 81, Midwestern St. 68
Abilene Christian 79, Pittsburg St. 59
Henderson St. 76, LeMoyné-Owen 68
Fla. Southern 77, Lynn 69
Cal St. San B'dino 87, Central Wash. 71
Seattle Pacific 73, UC Davis 68
Lander 49, Georgia College 46
Winston-Salem 66, Wingate 63 (OT)
Ky. Wesleyan 93, Northern Mich. 72
Southern Ind. 72, Wayne St. (MI) 69

Regional Championships

MSU Denver 78, Neb.-Kearney 69
Salem (WV) 73, Fairmont St. 69
Saint Rose 72, Adelphi 67 (2 OT)
Truman 76, Abilene Christian 69
Fla. Southern 73, Henderson St. 63
Cal St. San B'dino 74, Seattle Pacific 67 (OT)
Lander 47, Winston-Salem 46
Ky. Wesleyan 76, Southern Ind. 64

Quarterfinals

MSU Denver 89, Salem (WV) 84
Truman 106, Saint Rose 101 (3 OT)
Fla. Southern 84, Cal St. San B'dino 69

Ky. Wesleyan 74, Lander 69

Semifinals

MSU Denver 69, Truman 65
Ky. Wesleyan 87, Fla. Southern 67

Championship

Ky. Wesleyan 75, MSU Denver 60

2000

First Round

Delta St. 67, Henderson St. 64
Alabama Huntsville 88, LeMoyné-Owen 71
Washburn 82, Drury 74
Northeastern St. 60, Northwest Mo. St. 56
St. Anselm 93, American Int'l 85
Merrimack 92, Saint Rose 64
North Dakota 73, South Dakota St. 67
Wayne St. (NE) 90, St. Cloud St. 80
Georgia College 92, Gardner-Webb 81
Columbus St. 80, Virginia Union 60
UC Davis 60, BYU-Hawaii 53
Cal St. San B'dino 61, Cal State LA 54
Indiana (PA) 79, Fairmont St. 73
Salem (WV) 74, St. Andrews 65
Northern Ky. 89, Northern Mich. 57
Michigan Tech 91, Gannon 86

Regional Semifinals

Fla. Southern 81, Delta St. 55
Tampa 64, Alabama Huntsville 55
Mo. Southern St. 79, Washburn 73 (OT)
Midwestern St. 91, Northeastern St. 88
St. Anselm 83, Southern Conn. St. 70
Adelphi 90, Merrimack 64
MSU Denver 82, North Dakota 58
Wayne St. (NE) 86, South Dakota 83
Georgia College 72, Winston-Salem 68
Columbus St. 67, Wingate 57
Seattle Pacific 68, UC Davis 61
Central Wash. 101, Cal St. San B'dino 88
Indiana (PA) 108, Charleston (WV) 81
Pfeiffer 99, Salem (WV) 95
Ky. Wesleyan 66, Northern Ky. 62
Southern Ind. 85, Michigan Tech 68

Regional Finals

Fla. Southern 67, Tampa 53
Mo. Southern St. 92, Midwestern St. 83
St. Anselm 76, Adelphi 72
MSU Denver 84, Wayne St. (NE) 72
Georgia College 68, Columbus St. 62
Seattle Pacific 85, Central Wash. 72
Indiana (PA) 104, Pfeiffer 71
Ky. Wesleyan 88, Southern Ind. 79

Quarterfinals

Mo. Southern St. 76, Fla. Southern 65
MSU Denver 81, St. Anselm 61
Seattle Pacific 77, Georgia College 65
Ky. Wesleyan 84, Indiana (PA) 68

Semifinals

MSU Denver 75, Mo. Southern St. 74
Ky. Wesleyan 87, Seattle Pacific 81 (OT)

Championship

MSU Denver 97, Ky. Wesleyan 79

2001

First Round

Hillsdale 60, Gannon 58
Northern Ky. 106, Grand Valley St. 102
MSU Denver 91, South Dakota St. 80
Southwest Minn. St. 88, Winona St. 77
Jefferson 90, St. Anselm 77
UMass Lowell 85, Queens (NY) 67
Henderson St. 68, West Ga. 57
Tampa 83, Kentucky St. 68
Wingate 88, Armstrong St. 67
Augusta 96, Catawba 84
West Tex. A&M 67, St. Mary's (TX) 55

Northeastern St. 80, Angelo St. 75
Longwood 103, West Chester 95
Salem (WV) 77, Clarion 72
CSU Bakersfield 99, Humboldt St. 88
Central Wash. 101, Seattle Pacific 95

Regional Semifinals

Ky. Wesleyan 73, Hillsdale 71
Northern Ky. 93, Southern Ind. 92 (OT)
St. Cloud St. 100, MSU Denver 61
Southwest Minn. St. 82, Fort Hays St. 63
Adelphi 87, Jefferson 66
Saint Michael's 80, UMass Lowell 69
Henderson St. 69, Fla. Southern 64 (OT)
Tampa 67, Eckerd 56
Johnson C. Smith 92, Wingate 60
Winston-Salem 65, Augusta 48
Washburn 86, West Tex. A&M 61
Northwest Mo. St. 62, Northeastern St. 60
Queens (NC) 77, Longwood 76
Salem (WV) 88, Charleston (WV) 70
Western Wash. 95, CSU Bakersfield 86 (OT)
Cal St. San B'dino 79, Central Wash. 74

Regional Finals

Ky. Wesleyan 59, Northern Ky. 57
Southwest Minn. St. 67, St. Cloud St. 65
Adelphi 78, Saint Michael's 66
Tampa 60, Henderson St. 51
Johnson C. Smith 64, Winston-Salem 52
Washburn 67, Northwest Mo. St. 61
Queens (NC) 81, Salem (WV) 67
Western Wash. 58, Cal St. San B'dino 55

Quarterfinals

Ky. Wesleyan 85, Southwest Minn. St. 66
Tampa 82, Adelphi 68
Washburn 70, Johnson C. Smith 64
Western Wash. 89, Queens (NC) 85

Semifinals

Ky. Wesleyan 85, Tampa 84 (OT)
Washburn 96, Western Wash. 90

Championship

Ky. Wesleyan 72, Washburn 63

2002

First Round

Charleston (WV) 96, Alderson Broaddus 93 (OT)
Belmont Abbey 76, West Va. Wesleyan 59
Rockhurst 75, Missouri Western 68
UIW 72, Tarleton St. 59
CSU Bakersfield 84, Mont. St. Billings 81
Seattle Pacific 82, BYU-Hawaii 57
Omaha 88, Fort Lewis 58
MSU Denver 66, Minn. Duluth 61
Johnson C. Smith 73, Augusta 70
Winston-Salem 90, Wingate 75
West Ga. 76, Delta St. 71
Valdosta St. 62, Paine 57
UMass Lowell 72, Bentley 70
Pace 92, Queens (NY) 88
Findlay 70, Gannon 53
Lewis 67, Hillsdale 53

Second Round

Indiana (PA) 91, Charleston (WV) 81
Salem (WV) 75, Belmont Abbey 69
Rockhurst 75, Northeastern St. 70 (2 OT)
Northwest Mo. St. 61, UIW 56
Cal St. San B'dino 66, CSU Bakersfield 62
Humboldt St. 89, Seattle Pacific 82
South Dakota St. 96, Omaha 76
MSU Denver 59, Neb.-Kearney 51
Carson-Newman 77, Johnson C. Smith 66
Shaw 62, Winston-Salem 61
West Ga. 77, Tampa 69
Valdosta St. 80, Henderson St. 54
Adelphi 72, UMass Lowell 57
Assumption 91, Pace 73

*Ky. Wesleyan 94, Findlay 89

Lewis 62, Michigan Tech 51

Regional Finals

Indiana (PA) 85, Salem (WV) 81
Northwest Mo. St. 79, Rockhurst 73
Cal St. San B'dino 80, Humboldt St. 65
MSU Denver 87, South Dakota St. 86
Shaw 69, Carson-Newman 68
West Ga. 81, Valdosta St. 69
Adelphi 77, Assumption 56
*Ky. Wesleyan 80, Lewis 75

Quarterfinals

Indiana (PA) 78, Northwest Mo. St. 72
MSU Denver 65, Cal St. San B'dino 48
Shaw 102, West Ga. 84
*Ky. Wesleyan 71, Adelphi 46

Semifinals

MSU Denver 82, Indiana (PA) 52
*Ky. Wesleyan 101, Shaw 92

Championship

MSU Denver 80, *Ky. Wesleyan 72

*Ky. Wesleyan's participation in the 2002 tournament vacated

2003

First Round

UMass Lowell 91, Saint Rose 68
Bridgeport 64, Adelphi 56
New Haven 76, Southern N.H. 71
LIU Post 81, Assumption 75 (OT)
Presbyterian 71, Columbus St. 59
Shaw 72, Johnson C. Smith 58
Kennesaw St. 74, Virginia Union 65
Bowie St. 88, Lenoir-Rhyne 82
CSU Bakersfield 50, BYU-Hawaii 41
Cal Poly Pomona 80, Alas. Fairbanks 76
Humboldt St. 102, Hawaii Hilo 81
Cal St. San B'dino 86, Sonoma St. 58
Michigan Tech 90, UIndy 75
Southern Ind. 82, Lewis 63
Findlay 80, Northern Ky. 76
*Ky. Wesleyan 81, Gannon 74
Queens (NC) 72, West Chester 58
Salem (WV) 76, Cal U (PA) 73
Millersville 62, Belmont Abbey 56
Barton 81, Alderson Broaddus 76
Rollins 76, Alabama Huntsville 61
Eckerd 83, Morehouse 66
Delta St. 72, Fla. Southern 70
Henderson St. 67, Harding 59
Tarleton St. 56, St. Mary's (TX) 43
Northwest Mo. St. 71, Missouri Western 61
Washburn 75, West Tex. A&M 73
Northeastern St. 78, Central Okla. 67
Neb.-Kearney 72, Minn. Duluth 67
South Dakota St. 84, Fort Hays St. 78
MSU Denver 85, Fort Lewis 63
St. Cloud St. 74, North Dakota 69

Second Round

UMass Lowell 86, Bridgeport 73
LIU Post 78, New Haven 61
Presbyterian 77, Shaw 58
Bowie St. 95, Kennesaw St. 70
Cal Poly Pomona 62, CSU Bakersfield 49
Cal St. San B'dino 80, Humboldt St. 68
Southern Ind. 74, Michigan Tech 71
*Ky. Wesleyan 83, Findlay 66
Queens (NC) 100, Salem (WV) 87
Millersville 80, Barton 63
Eckerd 74, Rollins 70
Henderson St. 67, Delta St. 60
Tarleton St. 73, Northwest Mo. St. 58
Northeastern St. 64, Washburn 59
Neb.-Kearney 86, South Dakota St. 85
MSU Denver 75, St. Cloud St. 63

Regional Finals

UMass Lowell 69, LIU Post 59

Bowie St. 67, Presbyterian 53
Cal Poly Pomona 91, Cal St. San B'dino 84 (2 OT)

*Ky. Wesleyan 95, Southern Ind. 91
Queens (NC) 94, Millersville 77
Eckerd 85, Henderson St. 75
Northeastern St. 56, Tarleton St. 46
Neb.-Kearney 94, MSU Denver 87 (2 OT)

Quarterfinals

Bowie St. 72, UMass Lowell 62
*Ky. Wesleyan 85, Cal Poly Pomona 60
Queens (NC) 99, Eckerd 78
Northeastern St. 94, Neb.-Kearney 75

Semifinals

*Ky. Wesleyan 84, Bowie St. 64
Northeastern St. 84, Queens (NC) 69

Championship

Northeastern St. 75, *Ky. Wesleyan 64

*Ky. Wesleyan's participation in the 2003 tournament vacated

2004

Regional Quarterfinal

Tarleton St. 77, Tex. A&M-Kingsville 74
Drury 85, Emporia St. 81
Northwest Mo. St. 77, Eastern N.M. 57
Washburn 81, St. Mary's (TX) 70
Wayne St. (MI) 65, Lewis 62
Michigan Tech 81, Gannon 75
Southern Ind. 96, Ky. Wesleyan 83
Findlay 84, UIndy 83 (OT)
MSU Denver 102, Colorado Mesa 72
South Dakota St. 99, Northern St. 80
South Dakota 82, Omaha 71
Neb.-Kearney 104, Bemidji St. 90
Montevallo 56, Valdosta St. 49
Henderson St. 71, Morehouse 51
Eckerd 70, Fla. Southern 62
Rollins 88, Benedict 79
Pfeiffer 104, Indiana (PA) 91
Cheyney 76, Cal U (PA) 59
West Virginia St. 80, Dist. Columbia 69
Alderson Broaddus 85, Mount Olive 80
Kennesaw St. 78, Catawba 63
Columbus St. 77, Virginia Union 75
Bowie St. 86, Lenoir-Rhyne 81
Francis Marion 86, Armstrong St. 84
UMass Lowell 74, Bridgeport 64
Southern N.H. 74, New Haven 67
New York Tech 81, Jefferson 75
Bryant 65, LIU Post 63
Cal St. San B'dino 92, Chico St. 60
Alas. Fairbanks 91, CSU Bakersfield 82
Humboldt St. 86, Cal Poly Pomona 83
BYU-Hawaii 67, Alas. Anchorage 61

Regional Semifinals

Drury 78, Tarleton St. 73 (OT)
Northwest Mo. St. 62, Washburn 61
Wayne St. (MI) 57, Michigan Tech 54
Southern Ind. 75, Findlay 67
MSU Denver 109, South Dakota St. 69
Neb.-Kearney 96, South Dakota 80
Montevallo 78, Henderson St. 57
Rollins 77, Eckerd 54
Pfeiffer 121, Cheyney 101
Alderson Broaddus 87, West Virginia St. 71
Kennesaw St. 70, Columbus St. 55
Francis Marion 95, Bowie St. 78
UMass Lowell 67, Southern N.H. 61 (OT)
Bryant 64, New York Tech 60
Alas. Fairbanks 82, Cal St. San B'dino 78 (OT)
Humboldt St. 71, BYU-Hawaii 61

Regional Finals

Northwest Mo. St. 62, Drury 59
Southern Ind. 69, Wayne St. (MI) 68
MSU Denver 79, Neb.-Kearney 68

Rollins 75, Montevallo 63
Pfeiffer 106, Alderson Broaddus 77
Kennesaw St. 82, Francis Marion 73
UMass Lowell 63, Bryant 62
Humboldt St. 64, Alas. Fairbanks 60

Quarterfinals

Southern Ind. 88, Northwest Mo. St. 81
MSU Denver 88, Rollins 54
Kennesaw St. 86, Pfeiffer 79
Humboldt St. 89, UMass Lowell 82

Semifinals

Southern Ind. 83, MSU Denver 81
Kennesaw St. 81, Humboldt St. 67

Championship

Kennesaw St. 84, Southern Ind. 59

2005

Regional Quarterfinals

Bentley 85, Queens (NY) 68
Southern N.H. 80, Saint Rose 71
Bryant 69, Adelphi 48
Bloomfield 79, St. Anselm 77
Pfeiffer 110, Wheeling 94
Salem (WV) 72, Alderson Broaddus 61
Indiana (PA) 76, Edinboro 73
Mount Olive 86, Millersville 78
Tex. A&M-Commerce 62, Southwestern Okla. 57
Central Okla. 84, Washburn 66
Pittsburg St. 73, St. Mary's (TX) 59
Tarleton St. 75, Central Mo. 72
Western Wash. 80, BYU-Hawaii 69
Alas. Fairbanks 65, Cal St. San B'dino 59
Cal Poly Pomona 82, Seattle Pacific 77
Hawaii Hilo 83, Chico St. 81
Lynn 89, Lane 61
Central Ark. 74, West Ga. 71
Eckerd 81, FGCU 79
Montevallo 74, Barry 48
Findlay 83, Quincy 73
Wayne St. (MI) 56, SIUE 55
Ferris St. 99, UIndy 79
Southern Ind. 67, Gannon 61
MSU Denver 83, Northern St. 60
Minnesota St. 86, Fort Lewis 78
South Dakota 94, Neb.-Kearney 84
Winona St. 64, Omaha 58
Bowie St. 91, Tusculum 88
Columbus St. 83, Kennesaw St. 78
USC Upstate 63, Winston-Salem 59
Virginia Union 85, Catawba 81

Regional Semifinals

Bentley 90, Southern N.H. 84
Bryant 76, Bloomfield 59
Salem (WV) 105, Pfeiffer 92
Mount Olive 72, Indiana (PA) 64
Tex. A&M-Commerce 81, Central Okla. 73
Tarleton St. 65, Pittsburg St. 59
Alas. Fairbanks 88, Western Wash. 66
Cal Poly Pomona 73, Hawaii Hilo 62
Lynn 73, Central Ark. 69
Montevallo 65, Eckerd 62
Findlay 63, Wayne St. (MI) 49
Ferris St. 93, Southern Ind. 87
MSU Denver 85, Minnesota St. 64
South Dakota 73, Winona St. 68
Bowie St. 84, Columbus St. 72
Virginia Union 85, USC Upstate 67

Regional Finals

Bryant 74, Bentley 64
Mount Olive 80, Salem (WV) 73
Tarleton St. 75, Tex. A&M-Commerce 70
Cal Poly Pomona 65, Alas. Fairbanks 58
Lynn 67, Montevallo 54
Findlay 94, Ferris St. 73
MSU Denver 89, South Dakota 84
Virginia Union 70, Bowie St. 64

Quarterfinals

Bryant 84, Mount Olive 69
Tarleton St. 58, Cal Poly Pomona 56
Lynn 75, Findlay 66
Virginia Union 78, MSU Denver 63

Semifinals

Bryant 60, Tarleton St. 55
Virginia Union 76, Lynn 61

Championship

Virginia Union 63, Bryant 58

2006

Regional Quarterfinals

Delta St. 76, Stillman 70
Ark.-Monticello 90, North Ala. 81
Rollins 63, Alabama Huntsville 58
Montevallo 69, Benedict 59
Seattle Pacific 86, Central Wash. 76
CSU Bakersfield 71, Sonoma St. 65
Chaminade 84, Alas. Anchorage 67
Western Wash. 100, Humboldt St. 86
St. Joseph's (IN) 74, Ferris St. 69
Southern Ind. 78, Drury 58
Quincy 74, Findlay 67
SIUE 65, Grand Valley St. 61
Virginia Union 82, Wingate 66
Columbus St. 90, USC Upstate 88 (OT)
Georgia College 86, Johnson C. Smith 68
Presbyterian 73, Armstrong St. 67
Winona St. 81, South Dakota 69 (OT)
Minnesota St. 82, Neb.-Kearney 70
Northern St. 72, MSU Denver 67
Fort Hays St. 69, St. Cloud St. 54
Barton 93, Wheeling 70
Mount Olive 86, Shippensburg 83
Alderson Broaddus 64, Salem (WV) 58
West Virginia St. 103, Edinboro 89
Stonehill 96, Bloomfield 77
Adelphi 90, Bentley 86
UMass Lowell 77, Bryant 67
St. Anselm 83, Bridgeport 63
Southwest Baptist 75, St. Edward's 70
Northwest Mo. St. 66, West Tex. A&M 51
Central Mo. 67, Truman 63 (OT)
Tarleton St. 75, Central Okla. 68

Regional Semifinals

Ark.-Monticello 83, Delta St. 68
Montevallo 81, Rollins 68
Seattle Pacific 81, CSU Bakersfield 75
Western Wash. 101, Chaminade 91
Southern Ind. 81, St. Joseph's (IN) 78
SIUE 80, Quincy 69
Virginia Union 75, Columbus St. 69
Georgia College 77, Presbyterian 58
Winona St. 74, Minnesota St. 71
Northern St. 60, Fort Hays St. 58
Barton 82, Mount Olive 79
Alderson Broaddus 88, West Virginia St. 82
Stonehill 69, Adelphi 54
UMass Lowell 74, St. Anselm 70
Northwest Mo. St. 83, Southwest Baptist 80
Tarleton St. 62, Central Mo. 59

Regional Finals

Montevallo 89, Ark.-Monticello 86 (OT)
Seattle Pacific 81, Western Wash. 77
SIUE 64, Southern Ind. 60 (OT)
Virginia Union 76, Georgia College 73
Winona St. 96, Northern St. 86
Barton 73, Alderson Broaddus 70
Stonehill 89, UMass Lowell 80
Tarleton St. 72, Northwest Mo. St. 71

Quarterfinals

Seattle Pacific 79, Montevallo 65
Virginia Union 60, SIUE 58
Winona St. 86, Barton 78 (OT)
Stonehill 69, Tarleton St. 59

Semifinals

Virginia Union 68, Seattle Pacific 63
Winona St. 83, Stonehill 73

Championship

Winona St. 73, Virginia Union 61

2007

Regional Quarterfinals

Findlay 70, Wis.-Parkside 60
Northern Ky. 73, Drury 68
Grand Valley St. 85, Quincy 75
Southern Ind. 84, Rockhurst 78
Barton 85, Queens (NC) 76
West Virginia St. 91, Alderson Broaddus 75
Millersville 89, Mount Olive 85
Cal U (PA) 82, West Liberty 79 (OT)
Augusta 79, Elizabeth City St. 63
Wingate 72, Armstrong St. 68
Clayton St. 72, Catawba 69 (OT)
Virginia Union 74, Lander 68 (OT)
Humboldt St. 68, Alas. Anchorage 61
Grand Canyon 87, Seattle Pacific 65
Seattle U 69, Cal Poly Pomona 55
Cal St. San B'dino 71, BYU-Hawaii 68
Montevallo 78, Albany St. (GA) 62
Henderson St. 58, Barry 44
Eckerd 66, Benedict 56
Rollins 61, Valdosta St. 60
Central Mo. 76, St. Edward's 39
Northwest Mo. St. 74, Pittsburg St. 53
Midwestern St. 86, West Tex. A&M 81
Southeastern Okla. 79, Emporia St. 66
Bentley 59, Caldwell 56
Bridgeport 67, Jefferson 65
Bryant 77, Adelphi 55
Saint Rose 87, Pace 71
Winona St. 100, St. Cloud St. 73
Neb.-Kearney 95, South Dakota 88
MSU Denver 71, Adams St. 48
Minnesota St. 85, Fort Lewis 71

Regional Semifinals

Northern Ky. 60, Findlay 56
Grand Valley St. 90, Southern Ind. 83
Barton 88, West Virginia St. 85
Millersville 82, Cal U (PA) 72
Wingate 79, Augusta 78
Virginia Union 71, Clayton St. 70 (OT)
Humboldt St. 95, Grand Canyon 81
Cal St. San B'dino 72, Seattle U 66
Montevallo 68, Henderson St. 58 (OT)
Eckerd 85, Rollins 76
Central Mo. 72, Northwest Mo. St. 61
Southeastern Okla. St. 88, Midwestern St. 77 (OT)
Bentley 60, Bridgeport 45
Bryant 65, Saint Rose 62
Winona St. 81, Neb.-Kearney 70
Minnesota St. 70, MSU Denver 68

Regional Finals

Grand Valley St. 66, Northern Ky. 42
Barton 76, Millersville 65
Wingate 73, Virginia Union 56
Cal St. San B'dino 68, Humboldt St. 66
Montevallo 64, Eckerd 61
Central Mo. 67, Southeastern Okla. 54
Bentley 63, Bryant 54
Winona St. 89, Minnesota St. 76

Quarterfinals

Barton 83, Grand Valley St. 81 (OT)
Cal St. San B'dino 100, Wingate 73
Central Mo. 86, Montevallo 69
Winona St. 64, Bentley 51

Semifinals

Barton 80, Cal St. San B'dino 79
Winona St. 90, Central Mo. 85 (OT)

Championship

Barton 77, Winona St. 75

2008

Regional Quarterfinals

Clayton St. 60, S.C. Aiken 58
Lenoir-Rhyne 76, Virginia Union 68
Wingate 79, Catawba 76 (OT)
Augusta 58, Johnson C. Smith 54
Tarleton St. 70, St. Mary's (TX) 64
Southwest Baptist 95, West Tex. A&M 79
Central Okla. 65, Fort Hays St. 64
Northwest Mo. St. 72, St. Edward's 48
Alas. Anchorage 80, UC San Diego 60
Seattle Pacific 58, Central Wash. 57
Chaminade 68, Humboldt St. 60
BYU-Hawaii 67, Cal St. San B'dino 63
Cal U (PA) 75, Queens (NC) 54
Alderson Broaddus 81, Cheyney 63
Millersville 64, Edinboro 61
Pitt.-Johnstown 83, Mount Olive 54
Bentley 81, Merrimack 68
Bryant 63, LIU Post 56
Saint Rose 85, Jefferson 75 (4 OT)
Assumption 84, Holy Family 66 (OT)
Ouachita Baptist 74, Fla. Southern 69
North Ala. 72, Christian Brothers 71
Tampa 86, Harding 77
Benedict 70, Eckerd 49
Grand Valley St. 69, St. Joseph's (IN) 52
Northern Ky. 61, Ky. Wesleyan 55
Gannon 73, Drury 56
Findlay 67, Lewis 57
Winona St. 78, Colo. Christian 45
Omaha 82, Fort Lewis 76
Augustana (SD) 95, Minnesota St. 87
Northern St. 70, South Dakota 69

Regional Semifinals

Clayton St. 83, Lenoir-Rhyne 69 (OT)
Augusta 78, Wingate 65
Tarleton St. 80, Southwest Baptist 72
Central Okla. 73, Northwest Mo. St. 59
Alas. Anchorage 56, Seattle Pacific 55
BYU-Hawaii 83, Chaminade 62
Cal U (PA) 72, Alderson Broaddus 67
Millersville 81, Pitt.-Johnstown 73
Bentley 60, Bryant 41
Assumption 52, Saint Rose 51
North Ala. 99, Ouachita Baptist 93 (OT)
Benedict 73, Tampa 59
Grand Valley St. 62, Northern Ky. 58
Findlay 88, Gannon 82
Winona St. 80, Omaha 67
Northern St. 75, Augustana (SD) 66

Regional Finals

Augusta 89, Clayton St. 72
Central Okla. 77, Tarleton St. 76
Alas. Anchorage 73, BYU-Hawaii 67
Cal U (PA) 64, Millersville 52
Bentley 88, Assumption 72
North Ala. 97, Benedict 75
Grand Valley St. 75, Findlay 58
Winona St. 68, Northern St. 60

Quarterfinals

Augusta 106, Central Okla. 104 (OT)
Alas. Anchorage 55, Cal U (PA) 52
Bentley 102, North Ala. 92
Winona St. 67, Grand Valley St. 54

Semifinals

Augusta 56, Alas. Anchorage 50
Winona St. 86, Bentley 75

Championship

Winona St. 87, Augusta 76

2009

Regional Quarterfinals

Gannon 76, Pitt.-Johnstown 53
Alderson Broaddus 92, Johnson C. Smith 83

Kutztown 99, West Virginia. St. 88
Indiana (PA) 69, Virginia Union 63
Central Mo. 78, Tex. A&M-Kingsville 55
Midwestern St. 87, UIW 82
DBU 89, Central Okla. 75
Southwest Baptist 89, Angelo St. 84
Cal Poly Pomona 83, Cal St. San B'dino 81
Seattle Pacific 82, Western Wash. 77
BYU-Hawaii 98, Humboldt St. 84
Cal St. Dom. Hills 87, Central Wash. 83
Southwest Minn. St. 69, Northern St. 47
Minnesota St. 81, Fort Lewis 67
Winona St. 60, MSU Denver 59
Augustana (SD) 73, St. Cloud St. 72
Augusta 62, Tusculum 60
Barton 80, Georgia College 78
Catawba 74, Armstrong St. 67
S.C. Aiken 88, Lenoir-Rhyne 70
Fla. Southern 94, LeMoyné-Owen 77
Arkansas Tech 63, Benedict 62
Claffin 54, Valdosta St. 50
Christian Brothers 63, Delta St. 54
LIU Post 73, Jefferson 51
Assumption 61, Stonehill 49
Merrimack 86, UMass Lowell 84 (2 OT)
Bentley 79, Bridgeport 53
Findlay 66, Grand Valley St. 51
Southern Ind. 78, Rockhurst 72
Lake Superior St. 75, Northern Ky. 72 (2 OT)
Bellarmine 76, Ky. Wesleyan 65

Regional Semifinals

Gannon 67, Alderson Broaddus 65
Kutztown 92, Indiana (PA) 86
Central Mo. 80, Midwestern St. 72
Southwest Baptist 74, DBU 68
Cal Poly Pomona 80, Seattle Pacific 72
BYU-Hawaii 84, Cal St. Dom. Hills 71
Southwest Minn. St. 77, Minnesota St. 69
Augustana (SD) 88, Winona St. 82
Augusta 77, Barton 61
S.C. Aiken 85, Catawba 72
Fla. Southern 95, Arkansas Tech 92 (OT)
Christian Brothers 72, Claffin 53
LIU Post 75, Assumption 61
Bentley 79, Merrimack 76 (2 OT)
Findlay 81, Southern Ind. 59
Bellarmine 92, Lake Superior St. 83

Regional Finals

Gannon 84, Kutztown 73
Central Mo. 98, Southwest Baptist 63
Cal Poly Pomona 59, BYU-Hawaii 58
Southwest Minn. St. 73, Augustana (SD) 60
Augusta 85, S.C. Aiken 57
Christian Brothers 82, Fla. Southern 72
LIU Post 82, Bentley 76
Findlay 89, Bellarmine 86 (OT)

Quarterfinals

Central Mo. 86, Gannon 77
Findlay 89, LIU Post 79 (OT)
Augusta 70, Christian Brothers 62
Cal Poly Pomona 79, Southwest Minn. St. 74

Semifinals

Findlay 67, Central Mo. 65
Cal Poly Pomona 74, Augusta 70

Championship

Findlay 56, Cal Poly Pomona 53 (OT)

2010

Regional Quarterfinals

Minnesota St. 84, Colo. Sch. of Mines 80
St. Cloud St. 82, MSU Denver 77
Augustana (SD) 87, N.M. Highlands 73
Colorado Mesa 73, Winona St. 68
Midwestern St. 91, UIW 74
Tarleton St. 75, Omaha 71
Fort Hays St. 80, Central Okla. 64

Central Mo. 78, Missouri Western 59
Indiana (PA) 71, Fairmont St. 67
West Virginia St. 89, East Stroudsburg 79
Saint Augustine's 70, Kutztown 54
West Liberty 79, Alderson Broaddus 66
Arkansas Tech 92, Tuskegee 58
Valdosta St. 74, Clark Atlanta 67
Barry 64, Fla. Southern 59
Rollins 59, Alabama Huntsville 57 (OT)
St. Joseph's (IN) 72, Ky. Wesleyan 70
Grand Valley St. 68, Findlay 56
Quincy 71, Drury 58
Bellarmine 70, Central St. (OH) 66
Western Wash. 84, Central Wash. 70
Cal Poly Pomona 71, Dixie St. 62
BYU-Hawaii 76, Seattle Pacific 72
Cal St. San B'dino 75, Humboldt St. 66 (OT)
Stonehill 75, Felician 52
Jefferson 89, St. Anselm 85
Merrimack 81, UMass Lowell 62
Bentley 60, Bridgeport 50
Augusta 91, Brevard 73
Anderson (SC) 68, Catawba 66
S.C. Aiken 50, Georgia College 46
Montevallo 84, Mount Olive 70

Regional Semifinals

St. Cloud St. 82, Minnesota St. 71
Augustana (SD) 95, Colorado Mesa 84
Midwestern St. 71, Tarleton St. 56
Central Mo. 80, Fort Hays St. 73
Indiana (PA) 91, West Virginia St. 76
West Liberty 90, Saint Augustine's 83
Valdosta St. 72, Arkansas Tech 60
Rollins 74, Barry 71
St. Joseph's (IN) 78, Grand Valley St. 76
Quincy 66, Bellarmine 61
Cal Poly Pomona 76, Western Wash. 75 (OT)
BYU-Hawaii 77, Cal St. San B'dino 58
Jefferson 71, Stonehill 69
Bentley 83, Merrimack 79
Augusta 100, Anderson (SC) 70
Montevallo 88, S.C. Aiken 71

Regional Finals

St. Cloud St. 84, Augustana (SD) 75
Midwestern St. 60, Central Mo. 59
Indiana (PA) 84, West Liberty 72
Valdosta St. 71, Rollins 58
St. Joseph's (IN) 104, Quincy 103 (3 OT)
Cal Poly Pomona 78, BYU-Hawaii 75
Bentley 81, Jefferson 69
Augusta 79, Montevallo 71

Quarterfinals

St. Cloud St. 92, Midwestern St. 88
Indiana (PA) 80, Valdosta St. 64
Cal Poly Pomona 69, St. Joseph's (IN) 48
Bentley 67, Augusta 64

Semifinals

Indiana (PA) 76, St. Cloud St. 70
Cal Poly Pomona 71, Bentley 63

Championship

Cal Poly Pomona 65, Indiana (PA) 53

2011

Regional Quarterfinals

Bellarmine 84, UIndy 70
Northern Ky. 76, Ky. Wesleyan 74 (OT)
Ferris St. 90, Wayne St. (MI) 88
Drury 65, Southern Ind. 64
Central Okla. 79, Tex. A&M Int'l 70 (OT)
Fort Hays St. 75, West Tex. A&M 49
Midwestern St. 64, Tarleton St. 51
Mo. Southern St. 82, Washburn 79 (OT)
Alabama Huntsville 77, Clark Atlanta 63
Arkansas Tech 61, Benedict 58
Fla. Southern 76, Rollins 74
Stillman 87, Harding 86 (OT)

Minnesota St. 96, Winona St. 81
MSU Denver 78, Mary 73
Colo. Sch. of Mines 62, Adams St. 59
Fort Lewis 76, Colorado Mesa 55
Augusta 80, UNC Pembroke 66
Queens (NC) 70, Limestone 67
Montevallo 62, Ga. Southwestern 59
Anderson (SC) 91, Lincoln Memorial 86
West Liberty 117, Slippery Rock 73
Shaw 75, Winston-Salem 47
Bowie St. 79, Mansfield 59
Indiana (PA) 66, West Va. Wesleyan 59
Seattle Pacific 76, Central Wash. 63
Dixie St. 92, Chaminade 81
Alas. Anchorage 76, Humboldt St. 70
BYU-Hawaii 83, Cal St. Dom. Hills 76
Bentley 74, LIU Post 60
Saint Rose 81, UMass Lowell 68
Stonehill 73, Adelphi 64
Bloomfield 100, American Int'l 96

Regional Semifinals

Bellarmine 87, Northern Ky. 82
Ferris St. 83, Drury 76
Central Okla. 81, Fort Hays St. 69
Midwestern St. 75, Mo. Southern St. 52
Alabama Huntsville 74, Arkansas Tech 71 (OT)
Stillman 92, Fla. Southern 86
Minnesota St. 69, MSU Denver 65
Fort Lewis 77, Colo. Sch. of Mines 65
Augusta 71, Queens (NC) 60
Anderson (SC) 82, Montevallo 76
West Liberty 98, Shaw 93
Indiana (PA) 94, Bowie St. 81
Dixie St. 75, Seattle Pacific 73
BYU-Hawaii 100, Alas. Anchorage 91
Bentley 76, Saint Rose 63
Bloomfield 79, Stonehill 66

Regional Finals

Bellarmine 85, Ferris St. 66
Midwestern St. 73, Central Okla. 66
Alabama Huntsville 88, Stillman 81
Minnesota St. 81, Fort Lewis 63
Anderson (SC) 75, Augusta 73 (OT)
West Liberty 89, Indiana (PA) 86
BYU-Hawaii 79, Dixie St. 73
Bloomfield 75, Bentley 71

Quarterfinals

Bellarmine 70, Midwestern St. 64
Minnesota St. 95, Alabama Huntsville 91 (OT)
West Liberty 113, Anderson (SC) 95
BYU-Hawaii 96, Bloomfield 89

Semifinals

Bellarmine 81, Minnesota St. 74
BYU-Hawaii 110, West Liberty 101

Championship

Bellarmine 71, BYU-Hawaii 68.

2012

Regional Quarterfinals

Franklin Pierce 59, Jefferson 58
Bloomfield 91, UMass Lowell 83
Adelphi 66, LIU Post 65
Stonehill 65, Dist. Columbia 61
West Liberty 119, East Stroudsburg 82
West Va. Wesleyan 57, Winston-Salem 54
Wheeling 79, Charleston (WV) 76
Shaw 62, Indiana (PA) 54
Midwestern St. 62, St. Mary's (TX) 54
Washburn 69, Northwest Mo. St. 60
Arkansas Tech 79, West Tex. A&M 68
Tarleton St. 69, Mo. Southern St. 52
Western Wash. 79, Grand Canyon 73
Chico St. 75, Humboldt St. 68
Seattle Pacific 70, Dixie St. 68
Alas. Anchorage 80, Mont. St. Billings 68
Alabama Huntsville 69, Benedict 61

Florida Tech 61, Saint Leo 56
Eckerd 60, West Ga. 53
Christian Brothers 85, Fla. Southern 74
Bellarmine 66, Lewis 57
Findlay 50, Northern Ky. 49
Ulndy 66, Hillsdale 62
Ky. Wesleyan 64, Southern Ind. 58
Colo. Sch. of Mines 82, Augustana (SD) 69
MSU Moorhead 82, Southwest Minn. St. 66
St. Cloud St. 77, Bemidji St. 72
MSU Denver 79, Adams St. 74
Montevallo 96, Barton 87
Lincoln Memorial 67, King (TN) 60
Anderson (SC) 77, Columbus St. 64
Wingate 73, S.C. Aiken 70

Regional Semifinals

Bloomfield 69, Franklin Pierce 60
Stonehill 68, Adelphi 58
West Liberty 99, West Va. Wesleyan 69
Shaw 92, Wheeling 68
Midwestern St. 72, Washburn 63
Arkansas Tech 64, Tarleton St. 63 (OT)
Western Wash. 74, Chico St. 65
Seattle Pacific 80, Alas. Anchorage 67
Alabama Huntsville 82, Florida Tech 71
Christian Brothers 60, Eckerd 57
Bellarmine 86, Findlay 63
Ky. Wesleyan 91, Ulndy 77
Colo. Sch. of Mines 80, MSU Moorhead 60
MSU Denver 76, St. Cloud St. 64
Montevallo 61, Lincoln Memorial 60
Anderson (SC) 71, Wingate 63

Regional Finals

Stonehill 75, Bloomfield 70
West Liberty 89, Shaw 78
Midwestern St. 77, Arkansas Tech 61
Western Wash. 56, Seattle Pacific 50
Alabama Huntsville 68, Christian Brothers 59
Bellarmine 79, Ky. Wesleyan 74
MSU Denver 73, Colo. Sch. of Mines 64
Montevallo 86, Anderson (SC) 73

Quarterfinals

Stonehill 91, West Liberty 90
Western Wash. 64, Midwestern St. 63
Bellarmine 82, Alabama Huntsville 73
Montevallo 67, MSU Denver 65

Semifinals

Western Wash. 71, Stonehill 66
Montevallo 79, Bellarmine 72

Championship

Western Wash. 72, Montevallo 65

2013

Regional Quarterfinals

Franklin Pierce 90, Bloomfield 78
New Haven 73, Dominican (NY) 66
Assumption 73, Southern N.H. 65
Bridgeport 77, St. Anselm 66
MSU Denver 76, Tarleton St. 65
Midwestern St. 81, Newman 60
Fort Lewis 95, Adams St. 73
St. Mary's (TX) 75, Cameron 57
Minnesota St. 81, Arkansas Tech 65
Harding 75, Central Mo. 71
Augustana (SD) 79, Upper Iowa 65
Winona St. 70, Northeastern St. 57
West Liberty 114, Bowie St. 82
Fairmont St. 91, Livingstone 73
Indiana (PA) 76, East Stroudsburg 68
Slippery Rock 69, Winston-Salem 67
Fla. Southern 94, North Ala. 80
Saint Leo 59, Rollins 53
Benedict 68, Eckerd 65 (OT)
Alabama Huntsville 60, Christian Brothers 58
Western Wash. 102, Chaminade 87
Cal St. San B'dino 75, Dixie St. 69

Seattle Pacific 85, Grand Canyon 59
Cal Poly Pomona 69, Chico St. 61
Drury 89, Findlay 77
Michigan Tech 86, Wis.-Parkside 75
Bellarmine 67, Ulndy 61
Southern Ind. 79, Wayne St. (MI) 70
S.C. Aiken 94, Belmont Abbey 76
Wingate 65, Limestone 60
Barton 81, Montevallo 73
Lincoln Memorial 82, UNC Pembroke 80

Regional Semifinals

Franklin Pierce 80, New Haven 63
Bridgeport 58, Assumption 56
MSU Denver 66, Midwestern St. 60
St. Mary's (TX) 62, Fort Lewis 50
Minnesota St. 86, Harding 65
Winona St. 77, Augustana (SD) 65
West Liberty 100, Fairmont St. 77
Indiana (PA) 53, Slippery Rock 50
Fla. Southern 84, Saint Leo 65
Alabama Huntsville 64, Benedict 60
Western Wash. 86, Cal St. San B'dino 77
Seattle Pacific 67, Cal Poly Pomona 54
Drury 76, Michigan Tech 62
Bellarmine 78, Southern Ind. 55
S.C. Aiken 69, Wingate 57
Barton 76, Lincoln Memorial 61

Regional Finals

Franklin Pierce 57, Bridgeport 52
MSU Denver 78, St. Mary's (TX) 70
Winona St. 76, Minnesota St. 73 (OT)
West Liberty 86, Indiana (PA) 63
Fla. Southern 90, Alabama Huntsville 88
Western Wash. 62, Seattle Pacific 58
Drury 67, Bellarmine 61
S.C. Aiken 82, Barton 75

Quarterfinals

MSU Denver 78, Franklin Pierce 65
West Liberty 110, Winona St. 84
Western Wash. 96, Fla. Southern 82
Drury 84, S.C. Aiken 75

Semifinals

MSU Denver 83, West Liberty 76
Drury 107, Western Wash. 97

Championship

Drury 74, MSU Denver 73

2014

Regional Quarterfinals

Southern Conn. St. 89, Bridgeport 73
Franklin Pierce 66, Jefferson 65
St. Anselm 73, Le Moyne 62
Bloomfield 59, New Haven 57
Minnesota St. 97, Harding 56
Northwest Mo. St. 98, Winona St. 77
Mo. Southern St. 80, Fort Hays St. 69
Central Mo. 56 Arkansas Tech 44
Tuskegee 98, Fla. Southern 95
North Ala. 72, Tampa 68
Delta St. 82, Barry 77
Saint Leo 75, West Ala. 67
MSU Denver 76, UC-Colo. Springs 72
Colo. Sch. of Mines 90, St. Mary's (TX) 67
Midwestern St. 72, Ark.-Fort Smith 66
Tarleton St. 92, Tex. A&M-Int'l 56
Drury 69, Wis.-Parkside 64
Lake Superior St. 88, Findlay 83
Michigan Tech 75, Southern Ind. 70
Ulndy 80, Bellarmine 75
East Stroudsburg 99, Livingstone 98
Gannon 66, Charleston (WV) 64
Indiana (PA) 75, West Chester 68
West Liberty 88, Glenville St. 72
S.C. Aiken 80, Limestone 54
Augusta 86, Anderson (SC) 84
Montevallo 97, Ga. Southwestern 88

Lincoln Memorial 76, Carson-Newman 65
Cal St. San B'dino 79, Chaminade 78
Chico St. 77, California Baptist 71
Cal Poly Pomona 73, Dixie St. 65
Stanislaus St. 80, Seattle Pacific 72

Regional Semifinals

Southern Conn. St. 79, Franklin Pierce 77
St. Anselm 82, Bloomfield 68
Northwest Mo. St. 71, Minnesota St. 66
Central Mo. 94, Mo. Southern St. 84
Tuskegee 93, North Ala. 87
Delta St. 70, Saint Leo 61
MSU Denver 86, Colo. Sch. of Mines 82
Midwestern St. 74, Tarleton St. 68
Drury 79, Lake Superior St. 61
Michigan Tech 82, UIndy 76
East Stroudsburg 66, Gannon 58
West Liberty 86, Indiana (PA) 85
S.C. Aiken 78, Augusta 58
Montevallo 98, Lincoln Memorial 86
Chico St. 94, Cal St. San B'Dino 77
Stanislaus St. 75, Cal Poly Pomona 69

Regional Finals

Southern Conn. St. 78, St. Anselm 72
Central Mo. 60, Northwest Mo. St. 59
Tuskegee 80, Delta St. 59
MSU Denver 78, Midwestern St. 56
Drury 71, Michigan Tech 57
West Liberty 89, East Stroudsburg 82
S.C. Aiken 84, Montevallo 73
Chico St. 81, Stanislaus St. 80

Quarterfinals

Central Mo. 98, Southern Conn. St. 88
MSU Denver 106, Tuskegee 87
West Liberty 85, Drury 75
S.C. Aiken 85, Chico St. 70

Semifinals

Central Mo. 71, MSU Denver 69
West Liberty 86, S.C. Aiken 83

Championship

Central Mo. 84, West Liberty 77.

2015

Regional Quarterfinals

[Azusa Pacific 75](#), [Western Ore. 67](#)
[California Baptist 67](#), [Chico St. 61](#)
[Cal Poly Pomona 62](#), [Dixie St. 60](#)
[Seattle Pacific 81](#), [BYU-Hawaii 69](#)
[American Int'l 58](#), [Jefferson 53](#)
[Mount Olive 84](#), [Augusta 75](#)
[Augustana \(SD\) 104](#), [Arkansas Tech 77](#)
[Barry 73](#), [Union \(TN\) 59](#)
[UNC Pembroke 89](#), [Columbus St. 82](#)
[Bellarmine 84](#), [Drury 60](#)
[Fla. Southern 89](#), [Benedict 68](#)
[Lake Superior St. 78](#), [Ferris St. 69 \(OT\)](#)
[Indiana \(PA\) 73](#), [Glennville St. 53](#)
[West Liberty 127](#), [Livingstone 89](#)
[Lynn 80](#), [Alabama Huntsville 62](#)
[Fairmont St. 68](#), [Mercyhurst 63](#)
[Midwestern St. 58](#), [MSU Denver 56](#)
[Montevallo 74](#), [Carson-Newman 69](#)
[Lincoln Memorial 95](#), [North Greenville 62](#)
[Central Mo. 82](#), [Northern St. 72](#)
[Northwest Mo. St. 59](#), [Minnesota St. 56](#)
[MSU Moorhead 80](#), [Pittsburg St. 68](#)
[Slippery Rock 65](#), [Gannon 57](#)
[Southern Conn. St. 88](#), [Bridgeport 75](#)
[Tarleton St. 71](#), [St. Mary's \(TX\) 52](#)
[Southern N.H. 71](#), [Stonehill 59](#)
[Angelo St. 85](#), [Tex. A&M-Commerce 79](#)
[UC-Colo. Springs 90](#), [Colo. Sch. of Mines 87](#)
[UIndy 74](#), [Michigan Tech 53](#)
[USciences 73](#), [St. Anselm 58](#)
[West Ga. 80](#), [West Ala. 79](#)
[Lewis 70](#), [Wis.-Parkside 62](#)

Regional Semifinals

[Azusa Pacific 77](#), [Cal Poly Pomona 67](#)
[California Baptist 78](#), [Seattle Pacific 77](#)
[Lynn 90](#), [Barry 82](#)
[Bellarmine 85](#), [Lake Superior St. 59](#)
[Fla. Southern 84](#), [West Ga. 81](#)
[MSU Moorhead 71](#), [Central Mo. 60](#)
[Angelo St. 66](#), [Midwestern St. 49](#)
[Montevallo 78](#), [UNC Pembroke 59](#)
[Mount Olive 75](#), [Lincoln Memorial 55](#)
[Northwest Mo. St. 66](#), [Augustana \(SD\) 65](#)
[Indiana \(PA\) 73](#), [Slippery Rock 65](#)
[Southern Conn. St. 86](#), [American Int'l 65](#)
[Tarleton St. 84](#), [UC-Colorado Springs 62](#)
[UIndy 78](#), [Lewis 59](#)
[Southern N.H. 59](#), [USciences 53](#)
[West Liberty 89](#), [Fairmont St. 59](#)

Regional Finals

[Azusa Pacific 91](#), [California Baptist 79](#)
[Fla. Southern 88](#), [Lynn 80](#)
[Indiana \(PA\) 77](#), [West Liberty 74](#)
[Mount Olive 82](#), [Montevallo 75](#)
[MSU Moorhead 47](#), [Northwest Mo. St. 42](#)
[Southern N. H. 75](#), [Southern Conn. St. 58](#)
[Tarleton St. 66](#), [Angelo St. 64](#)
[Bellarmine 81](#), [UIndy 72](#)

Quarterfinals

[Bellarmine 92](#), [MSU Moorhead 75](#)
[Fla. Southern 81](#), [Southern N.H. 75](#)
[Indiana \(PA\) 69](#), [Azusa Pacific 65](#)
[Tarleton St. 77](#), [Mount Olive 59](#)

Semifinals

[Fla. Southern 79](#), [Bellarmine 76](#)
[Indiana \(PA\) 72](#), [Tarleton St. 68](#)

Championship

[Fla. Southern 77](#), [Indiana \(PA\) 62](#)

2016

Regional Quarterfinals

[Stillman 85](#), [West Ga. 79](#)
[Alabama Huntsville 98](#), [Saint Leo 81](#)
[Union \(TN\) 88](#), [Eckerd 85](#)
[Barry 107](#), [Rollins 92](#)
[Tarleton St. 83](#), [Colo. Sch. of Mines 61](#)
[Lubbock Christian 79](#), [Midwestern St. 73](#)
[Fort Lewis 95](#), [DBU 87](#)
[Angelo St. 92](#), [Ark.-Fort Smith 85](#)
[Queens \(NC\) 94](#), [Columbus St. 84](#)
[Lincoln Memorial 98](#), [Lander 71](#)
[Lenoir-Rhyne 83](#), [King \(TN\) 79](#)
[Wingate 89](#), [Montevallo 88](#)
[Saginaw Valley 80](#), [Lewis 65](#)
[Wis.-Parkside 74](#), [Ky. Wesleyan 65](#)
[Ferris St. 100](#), [Bellarmine 84](#)
[UIndy 77](#), [Ashland 60](#)
[Stonehill 78](#), [Bentley 62](#)
[Southern N.H. 88](#), [Holy Family 80](#)
[St. Anselm 83](#), [Jefferson 71](#)
[St. Thomas Aquinas 92](#), [Southern Conn. St. 90](#)
[Neb.-Kearney 79](#), [Fort Hays St. 67](#)
[Augustana \(SD\) 100](#), [Harding 85](#)
[Northwest Mo. St. 78](#), [Quachita Baptist 53](#)
[Minnesota St. 85](#), [MSU Moorhead 81](#)
[West Liberty 90](#), [Concord 69](#)
[Virginia St. 76](#), [Fairmont St. 66](#)
[Mercyhurst 66](#), [Wheeling 65](#)
[Kutztown 76](#), [West Chester 63](#)
[Western Ore. 82](#), [Humboldt St. 65](#)
[Azusa Pacific 77](#), [Seattle Pacific 66](#)
[UC San Diego 76](#), [Chico St. 64](#)
[California Baptist 70](#), [Cal Poly Pomona 63](#)

Regional Semifinals

[Tarleton St. 69](#), [Lubbock Christian 63](#)
[Angelo St. 87](#), [Fort Lewis 66](#)
[Barry 74](#), [Union \(TN\) 65](#)
[Alabama Huntsville 81](#), [Stillman 71](#)

[Lincoln Memorial 95](#), [Queens \(NC\) 67](#)
[Lenoir-Rhyne 76](#), [Wingate 69](#)
[Saginaw Valley 92](#), [Wis.-Parkside 77](#)
[Ferris St. 89](#), [UIndy 87](#)
[Stonehill 75](#), [Southern N.H. 74](#)
[St. Anselm 77](#), [St. Thomas Aquinas 73](#)
[Augustana \(SD\) 77](#), [Neb.-Kearney 67](#)
[Northwest Mo. St. 82](#), [Minnesota St. 60](#)
[Kutztown 79](#), [Mercyhurst 73](#)
[West Liberty 84](#), [Virginia St. 74](#)
[Western Ore. 81](#), [Azusa Pacific 69](#)
[UC San Diego 71](#), [California Baptist 69](#)

Regional Finals

[West Liberty 85](#), [Kutztown 64](#)
[Barry 87](#), [Alabama Huntsville 83](#)
[Tarleton St. 77](#), [Angelo St. 72](#)
[Lincoln Memorial 103](#), [Lenoir-Rhyne 80](#)
[Saginaw Valley 63](#), [Ferris St. 61](#)
[Stonehill 82](#), [St. Anselm 76](#)
[Augustana \(SD\) 80](#), [Northwest Mo. St. 78](#)
[Western Ore. 60](#), [UC San Diego 55](#)

Quarterfinals

[Western Ore. 81](#), [Saginaw Valley 68](#)
[Augustana \(SD\) 86](#), [Tarleton St. 79](#)
[West Liberty 75](#), [Stonehill 74](#)
[Lincoln Memorial 93](#), [Barry 75](#)

Semifinals

[Augustana \(SD\) 74](#), [Western Ore. 55](#)
[Lincoln Memorial 103](#), [West Liberty 102](#)

Championship

[Augustana \(SD\) 90](#), [Lincoln Memorial 81](#)

2017

Regional Quarterfinals

[Chico St. 96](#), [Western Wash. 83](#)
[UC San Diego 94](#), [Dixie St. 68](#)
[Hawaii Pacific 73](#), [Sonoma St. 61](#)
[California Baptist 71](#), [San Fran. St. 50](#)
[Colo. Sch. of Mines 90](#), [Ark.-Fort Smith 79](#)
[Augusta 102](#), [Columbus St. 68](#)
[Augustana \(SD\) 76](#), [Ark.-Monticello 69](#)
[Bellarmine 72](#), [Wis.-Parkside 61](#)
[Saint Rose 94](#), [Bloomfield 58](#)
[Alabama Huntsville 96](#), [Clark Atlanta 81](#)
[Delta St. 80](#), [Christian Brothers 67](#)
[Barry 91](#), [Eckerd 87](#)
[Fairmont St. 93](#), [Bowie St. 67](#)
[Findlay 70](#), [Southern Ind. 69](#)
[Indiana \(PA\) 94](#), [Kutztown 80](#)
[Quincy 78](#), [Ky. Wesleyan 75](#)
[Merrimack 72](#), [Le Moyne 68 \(OT\)](#)
[Limestone 100](#), [UNC Pembroke 85](#)
[Lincoln Memorial 118](#), [Pfeiffer 86](#)
[East Central 115](#), [MSU Moorhead 106 \(OT\)](#)
[Northwest Mo. St. 79](#), [Upper Iowa 74 \(OT\)](#)
[Queens \(NC\) 96](#), [Wingate 80](#)
[Southern Conn. St. 109](#), [Southern N.H. 98](#)
[Southwest Minn. St. 93](#), [Arkansas Tech 82](#)
[St. Thomas Aquinas 91](#), [St. Anselm 72](#)
[Fort Lewis 94](#), [Tarleton St. 90 \(OT\)](#)
[Tex. A&M-Kingsville 74](#), [Tex. Permian Basin 71](#)
[Ferris St. 86](#), [Truman 78](#)
[Rollins 89](#), [Valdosta St. 85 \(OT\)](#)
[Shippensburg 79](#), [Virginia Union 59](#)
[West Tex. A&M 97](#), [Tex. A&M-Commerce 86](#)
[Wheeling 96](#), [West Liberty 95 \(OT\)](#)

Regional Semifinals

[Chico St. 77](#), [Hawaii Pacific 74](#)
[UC San Diego 84](#), [California Baptist 80](#)
[Alabama Huntsville 96](#), [Barry 82](#)
[Bellarmine 93](#), [Quincy 64](#)
[Colo. Sch. of Mines 86](#), [Fort Lewis 67](#)
[Rollins 88](#), [Delta St. 61](#)
[Fairmont St. 84](#), [Indiana \(PA\) 68](#)
[Findlay 68](#), [Ferris St. 63](#)
[Lincoln Memorial 70](#), [Limestone 64](#)

[Northwest Mo. St. 74, Augustana \(SD\) 53](#)
[Queens \(NC\) 88, Augusta 82](#)
[Saint Rose 67, Southern Conn. St. 47](#)
[Southwest Minn. St. 74, East Central 70](#)
[St. Thomas Aquinas 73, Merrimack 70](#)
[West Tex. A&M 76, Tex. A&M-Kingsville 64](#)
[Wheeling 97, Shippensburg 91](#)

Regional Finals

[Chico St. 95, UC San Diego 86](#)
[Rollins 72, Alabama Huntsville 68](#)
[Bellarmine 84, Findlay 66](#)
[Fairmont St. 86, Wheeling 80](#)
[Lincoln Memorial 82, Queens \(NC\) 68](#)
[Northwest Mo. St. 55, Southwest Minn. St. 52](#)
[Colo. Sch. of Mines 88, West Tex. A&M 63](#)
[St. Thomas Aquinas 69, Saint Rose 66](#)

Quarterfinals

[Bellarmine 92, Colo. Sch. of Mines 72](#)
[Fairmont St. 86, Rollins 68](#)
[Lincoln Memorial 74, Chico St. 61](#)
[Northwest Mo. St. 79, St. Thomas Aquinas 70](#)

Semifinals

[Fairmont St. 79, Bellarmine 68](#)
[Northwest Mo. St. 79, Lincoln Memorial 67](#)

Championship

[Northwest Mo. St. 71, Fairmont St. 61](#)

2018

Regional Quarterfinals

[Saint Martin's 66, Cal Poly Pomona 58](#)
[California Baptist 81, UC San Diego 67](#)
[Azusa Pacific 69, Dixie St. 65](#)
[Western Ore. 73, Point Loma 66](#)
[Barry 90, West Florida 73](#)
[Bloomfield 91, St. Thomas Aquinas 78](#)
[Merrimack 85, Bridgeport 70](#)
[Clayton St. 75, Carson-Newman 69](#)
[Claflin 72, Clark Atlanta 61](#)
[East Stroudsburg 78, Gannon 69](#)
[Eckerd 86, Valdosta St. 81](#)
[Ferris St. 75, Ohio Dominican 57](#)
[Findlay 84, Drury 65](#)
[Tex. A&M-Commerce 78, Fort Lewis 62](#)
[Lake Superior St. 81, Hillsdale 67](#)
[Le Moyne 75, Jefferson 57](#)
[Queens \(NC\) 90, Lees-McRae 69](#)
[Lincoln Memorial 90, King \(TN\) 78](#)
[Minnesota St. 60, Northwest Mo. St. 50](#)
[Southwest Minn. St. 81, Mo. Southern St. 77](#)
[Fla. Southern 98, Morehouse 97 \(OT\)](#)
[Northern St. 91, Washburn 75](#)
[Regis \(CO\) 87, DBU 82](#)
[Saint Rose 83, St. Anselm 71](#)
[Shippensburg 98, West Liberty 66](#)
[St. Cloud St. 81, Southern Nazarene 68](#)
[Tex. Permian Basin 87, Ark.-Fort Smith 69](#)
[Bellarmine 82, Truman 65](#)
[UNC Pembroke 75, Francis Marion 72](#)
[Virginia St. 81, Virginia Union 76](#)
[West Chester 82, Wheeling 77](#)
[West Tex. A&M 79, Colo. Sch. of Mines 65](#)

Regional Semifinals

[California Baptist 72, Azusa Pacific 68](#)
[Western Ore. 77, Saint Martin's 55](#)
[Barry 89, Claflin 64](#)
[East Stroudsburg 90, West Chester 76](#)
[Eckerd 90, Fla. Southern 77](#)
[Ferris St. 94, Lake Superior St. 71](#)
[Findlay 74, Bellarmine 73](#)
[Le Moyne 67, Saint Rose 63](#)
[Lincoln Memorial 87, Clayton St. 61](#)
[Bloomfield 109, Merrimack 91](#)
[Minnesota St. 74, Southwest Minn. St. 70](#)
[Northern St. 68, St. Cloud St. 61](#)
[Tex. Permian Basin 130, Regis \(CO\) 124 \(4OT\)](#)
[Shippensburg 77, Virginia St. 58](#)

[Queens \(NC\) 75, UNC Pembroke 63](#)
[West Tex. A&M 93, Tex. A&M-Commerce 70](#)

Regional Finals

[California Baptist 80, Western Ore. 76](#)
[Barry 79, Eckerd 72](#)
[East Stroudsburg 84, Shippensburg 72](#)
[Ferris St. 80, Findlay 65](#)
[Le Moyne 75, Bloomfield 59](#)
[Queens \(NC\) 69, Lincoln Memorial 57](#)
[Northern St. 90, Minnesota St. 83](#)
[West Tex. A&M 95, Tex. Permian Basin 87](#)

Quarterfinals

[Queens \(NC\) 100, California Baptist 94](#)
[Northern St. 79, East Stroudsburg 71](#)
[Ferris St. 87, Barry 84](#)
[West Tex. A&M 87, Le Moyne 73](#)

Semifinals

[Ferris St. 85, West Tex. A&M 79](#)
[Northern St. 105, Queens \(NC\) 99 \(2OT\)](#)

Championship

[Ferris St. 71, Northern St. 69](#)

2019

Regional Quarterfinals

[Saint Martin's 63, Concordia \(CA\) 60](#)
[Seattle Pacific 77, Chaminade 75](#)
[West Tex. A&M 109, N.M. Highlands 95](#)
[St. Edward's 82, Angelo St. 81](#)
[UC San Diego 61, Cal Poly Pomona 50](#)
[Lubbock Christian 82, Colo. Sch. of Mines 73](#)
[Tex. A&M-Commerce 72, DBU 70](#)
[Point Loma 70, Western Ore. 58](#)
[St. Thomas Aquinas 61, Le Moyne 59](#)
[Virginia St. 89, Notre Dame \(OH\) 81](#)
[Lynn 81, Alabama Huntsville 68](#)
[S.C. Aiken 84, Lenoir-Rhyne 71](#)
[Mo. Southern St. 101, Washburn 100](#)
[Findlay 71, Drury 66](#)
[Augusta 77, Francis Marion 70](#)
[West Liberty 106, East Stroudsburg 99](#)
[Fla. Southern 78, Delta St. 72](#)
[Dominican \(NY\) 64, Merrimack 50](#)
[Southeastern Okla. 115, Northern St. 103 \(OT\)](#)
[Bellarmine 81, Walsh 61](#)
[St. Anselm 81, Molloy 71](#)
[Nova Southeastern 80, Miles 66](#)
[Indiana \(PA\) 74, West Chester 65](#)
[Queens \(NC\) 76, Emmanuel \(GA\) 72](#)
[Lewis 65, Grand Valley St. 63](#)
[Northwest Mo. St. 91, Minnesota St. 62](#)
[New Haven 72, Daemen 67](#)
[West Ala. 95, Valdosta St. 87](#)
[Mercyhurst 63, Fairmont St. 60 \(OT\)](#)
[Catawba 80, UNC Pembroke 61](#)
[Southern Ind. 66, Ashland 60](#)
[Southern Nazarene 81, St. Cloud St. 61](#)

Regional Semifinals

[St. Edward's 93, Lubbock Christian 80](#)
[Saint Martin's 67, Seattle Pacific 63](#)
[West Tex. A&M 77, Tex. A&M-Commerce 61](#)
[Point Loma 73, UC San Diego 50](#)
[St. Thomas Aquinas 86, Dominican \(NY\) 83 \(OT\)](#)
[Mercyhurst 75, Indiana \(PA\) 65](#)
[Nova Southeastern 89, West Ala. 80](#)
[Augusta 93, S.C. Aiken 89 \(OT\)](#)
[Northwest Mo. St. 70, Southern Nazarene 59](#)
[Southern Ind. 62, Lewis 61](#)
[West Liberty 82, Virginia St. 80](#)
[Queens \(NC\) 96, Catawba 93](#)
[Lynn 88, Fla. Southern 69](#)
[St. Anselm 70, New Haven 69](#)
[Mo. Southern St. 92, Southeastern Okla. 83](#)
[Bellarmine 74, Findlay 59](#)

Regional Finals

[Point Loma 60, Saint Martin's 54](#)
[St. Anselm 74, St. Thomas Aquinas 49](#)

[Nova Southeastern 89, Lynn 74](#)
[Queens \(NC\) 91, Augusta 78](#)
[Mercyhurst 82, West Liberty 70](#)
[Northwest Mo. St. 82, Mo. Southern St. 70](#)
[West Tex. A&M 89, St. Edward's 70](#)
[Southern Ind. 76, Bellarmine 69](#)

Quarterfinals

[St. Anselm 91, Nova Southeastern 81](#)
[Northwest Mo. St. 55, Mercyhurst 51](#)
[Southern Ind. 94, West Tex. A&M 84](#)
[Point Loma 87, Queens \(NC\) 74](#)

Semifinals

[Northwest Mo. St. 76, St. Anselm 53](#)
[Point Loma 81, Southern Ind. 71](#)

Championship

[Northwest Mo. St. 64, Point Loma 58](#)

*2020

**2020 Championship canceled due to COVID-19 pandemic.*