

## The Final Four

---

Championship Results.....	8
Final Four Game Records.....	9
Championship Game Records .....	12
Semifinal Game Records.....	14
Final Four Two-Game Records .....	17
Final Four Cumulative Records .....	18



# Championship Results



Photo by Ryan McKee/NCAA Photos

**Roy Williams and the North Carolina Tar Heels won the 2009 NCAA championship in front of the largest crowd ever to watch a college basketball game as 72,922 fans packed Ford Field in Detroit. For Williams, it was his second NCAA title. For the Tar Heels, it was their fifth championship.**

Year	Champion	Score	Runner-Up	Third Place	Fourth Place
1939	Oregon	46-33	Ohio St.	† Oklahoma	† Villanova
1940	Indiana	60-42	Kansas	† Duquesne	† Southern California
1941	Wisconsin	39-34	Washington St.	† Pittsburgh	† Arkansas
1942	Stanford	53-38	Dartmouth	† Colorado	† Kentucky
1943	Wyoming	46-34	Georgetown	† Texas	† DePaul
1944	Utah	42-40 +	Dartmouth	† Iowa St.	† Ohio St.
1945	Oklahoma St.	49-45	New York U.	† Arkansas	† Ohio St.
1946	Oklahoma St.	43-40	North Carolina	Ohio St.	California
1947	Holy Cross	58-47	Oklahoma	Texas	CCNY
1948	Kentucky	58-42	Baylor	Holy Cross	Kansas St.
1949	Kentucky	46-36	Oklahoma St.	Illinois	Oregon St.
1950	CCNY	71-68	Bradley	North Carolina St.	Baylor
1951	Kentucky	68-58	Kansas St.	Illinois	Oklahoma St.
1952	Kansas	80-63	St. John's (NY)	Illinois	Santa Clara
1953	Indiana	69-68	Kansas	Washington	LSU
1954	La Salle	92-76	Bradley	Penn St.	Southern California
1955	San Francisco	77-63	La Salle	Colorado	Iowa
1956	San Francisco	83-71	Iowa	Temple	SMU
1957	North Carolina	54-53 ‡	Kansas	San Francisco	Michigan St.
1958	Kentucky	84-72	Seattle	Temple	Kansas St.
1959	California	71-70	West Virginia	Cincinnati	Louisville
1960	Ohio St.	75-55	California	Cincinnati	New York U.
1961	Cincinnati	70-65 +	Ohio St.	* St. Joseph's	Utah
1962	Cincinnati	71-59	Ohio St.	Wake Forest	UCLA
1963	Loyola (IL)	60-58 +	Cincinnati	Duke	Oregon St.
1964	UCLA	98-83	Duke	Michigan	Kansas St.
1965	UCLA	91-80	Michigan	Princeton	Wichita St.
1966	UTEP	72-65	Kentucky	Duke	Utah
1967	UCLA	79-64	Dayton	Houston	North Carolina
1968	UCLA	78-55	North Carolina	Ohio St.	Houston
1969	UCLA	92-72	Purdue	Drake	North Carolina
1970	UCLA	80-69	Jacksonville	New Mexico St.	St. Bonaventure
1971	UCLA	68-62	* Villanova	* Western Ky.	Kansas
1972	UCLA	81-76	Florida St.	North Carolina	Louisville
1973	UCLA	87-66	Memphis	Indiana	Providence
1974	North Carolina St.	76-64	Marquette	UCLA	Kansas
1975	UCLA	92-85	Kentucky	Louisville	Syracuse
1976	Indiana	86-68	Michigan	UCLA	Rutgers
1977	Marquette	67-59	North Carolina	UNLV	Charlotte
1978	Kentucky	94-88	Duke	Arkansas	Notre Dame
1979	Michigan St.	75-64	Indiana St.	DePaul	Penn
1980	Louisville	59-54	* UCLA	Purdue	Iowa
1981	Indiana	63-50	North Carolina	Virginia	LSU
1982	North Carolina	63-62	Georgetown	† Houston	† Louisville
1983	North Carolina St.	54-52	Houston	† Georgia	† Louisville
1984	Georgetown	84-75	Houston	† Kentucky	† Virginia
1985	Villanova	66-64	Georgetown	† St. John's (NY)	* † Memphis
1986	Louisville	72-69	Duke	† Kansas	† LSU
1987	Indiana	74-73	Syracuse	† UNLV	† Providence
1988	Kansas	83-79	Oklahoma	† Arizona	† Duke
1989	Michigan	80-79 +	Seton Hall	† Duke	† Illinois
1990	UNLV	103-73	Duke	† Arkansas	† Georgia Tech
1991	Duke	72-65	Kansas	† UNLV	† North Carolina
1992	Duke	71-51	* Michigan	† Cincinnati	† Indiana
1993	North Carolina	77-71	* Michigan	† Kansas	† Kentucky
1994	Arkansas	76-72	Duke	† Arizona	† Florida
1995	UCLA	89-78	Arkansas	† North Carolina	† Oklahoma St.
1996	Kentucky	76-67	Syracuse	* † Massachusetts	† Mississippi St.
1997	Arizona	84-79 +	Kentucky	* † Minnesota	† North Carolina
1998	Kentucky	78-69	Utah	† North Carolina	† Stanford
1999	Connecticut	77-74	Duke	† Michigan St.	† Ohio St.
2000	Michigan St.	89-76	Florida	† North Carolina	† Wisconsin
2001	Duke	82-72	Arizona	† Maryland	† Michigan St.
2002	Maryland	64-52	Indiana	† Kansas	† Oklahoma
2003	Syracuse	81-78	Kansas	† Marquette	† Texas
2004	Connecticut	82-73	Georgia Tech	† Duke	† Oklahoma St.
2005	North Carolina	75-70	Illinois	† Louisville	† Michigan St.
2006	Florida	73-57	UCLA	† George Mason	† LSU
2007	Florida	84-75	Ohio St.	† Georgetown	† UCLA
2008	Kansas	75-68 +	Memphis	† North Carolina	† UCLA
2009	North Carolina	89-72	Michigan St.	† Connecticut	† Villanova

† tied for third place; + overtime; ‡ three overtimes; \* later vacated

## Tournament trivia

### Question...

How many schools from Indiana have played in the NCAA tournament? (Extra credit if you can name them.)

### Answer...

Nine: Ball State, Butler, Evansville, Indiana, Indiana State, IUPUI, Notre Dame, Purdue and Valparaiso

# Final Four Game Records

Statistics for the Division I Men's Basketball tournament have been collected since 1939, the first year of the tournament. Individual rebounds were added in 1951, although team rebounds were not added until 1955. Assists were added in 1984. Blocked shots and steals were added in 1986. Scoring, rebounding, assists, blocked shots and steals are ranked on total number and per-game average; shooting, on percentage. In statistical rankings, the rounding of percentages and/or averages may indicate ties where none exist. In these cases, the numerical order of the rankings is accurate. In 1973, freshmen became eligible to compete on the varsity level.

A national championship game is indicated by (CH), a national semifinal game by (NSF), a national third-place game by (N3d) and a record later vacated by (\*).

## Individual Records

### POINTS

- 58, Bill Bradley, Princeton vs. Wichita St., N3d, 3-20-1965
- 48, Hal Lear, Temple vs. SMU, N3d, 3-23-1956
- 44, Bill Walton, UCLA vs. Memphis, CH, 3-26-1973
- 42, Bob Houbregs, Washington vs. LSU, N3d, 3-18-1953
- 42, \*Jack Egan, St. Joseph's vs. Utah, N3d, 3-25-1961 (4 ot)
- 42, Gail Goodrich, UCLA vs. Michigan, CH, 3-20-1965
- 41, Jack Givens, Kentucky vs. Duke, CH, 3-27-1978
- 39, Oscar Robertson, Cincinnati vs. Louisville, N3d, 3-21-1959
- 39, Al Wood, North Carolina vs. Virginia, NSF, 3-28-1981
- 38, Jerry West, West Virginia vs. Louisville, NSF, 3-20-1959
- 38, Jerry Chambers, Utah vs. UTEP, NSF, 3-18-1966
- 38, Freddie Banks, UNLV vs. Indiana, NSF, 3-28-1987

### POINTS BY A FRESHMAN

- 34, Mark Aguirre, DePaul vs. Penn, N3d, 3-26-1979
- 33, Carmelo Anthony, Syracuse vs. Texas, NSF, 4-5-2003
- 31, Mike O'Koren, North Carolina vs. UNLV, NSF, 3-26-1977
- 30, Chad Kinch, Charlotte vs. UNLV, N3d, 3-28-1977
- 26, Toby Bailey, UCLA vs. Arkansas, CH, 4-3-1995
- 25, Pervis Ellison, Louisville vs. Duke, CH, 3-31-1986
- 25, Greg Oden, Ohio St. vs. Florida, CH, 4-2-2007
- 25, Derrick Rose, Memphis vs. UCLA, NSF, 4-5-2008
- 24, Jack Givens, Kentucky vs. Syracuse, NSF, 3-29-1975
- 23, Patrick Ewing, Georgetown vs. North Carolina, CH, 3-29-1982

### FIELD GOALS

- 22, Bill Bradley, Princeton vs. Wichita St., N3d, 3-20-1965
- 21, Bill Walton, UCLA vs. Memphis, CH, 3-26-1973
- 18, Jack Givens, Kentucky vs. Duke, CH, 3-27-1978
- 17, Bob Houbregs, Washington vs. LSU, N3d, 3-18-1953
- 17, Hal Lear, Temple vs. SMU, N3d, 3-23-1956
- 17, \*Jack Egan, St. Joseph's vs. Utah, N3d, 3-25-1961 (4 ot)
- 16, Don May, Dayton vs. North Carolina, NSF, 3-24-1967
- 16, Charlie Scott, North Carolina vs. Drake, N3d, 3-22-1969
- 16, Larry Bird, Indiana St. vs. DePaul, NSF, 3-24-1979
- 15, Hal Lear, Temple vs. Iowa, NSF, 3-22-1956
- 15, Lew Alcindor, UCLA vs. North Carolina, CH, 3-23-1968
- 15, Lew Alcindor, UCLA vs. Purdue, CH, 3-22-1969
- 15, Ernie DiGregorio, Providence vs. Memphis, NSF, 3-24-1973

### FIELD GOALS ATTEMPTED

- 42, Lennie Rosenbluth, North Carolina vs. Michigan St., NSF, 3-22-1957 (3 ot)
- 36, Rick Mount, Purdue vs. UCLA, CH, 3-22-1969
- 36, Ernie DiGregorio, Providence vs. Memphis, NSF, 3-24-1973

- 34, Elvin Hayes, Houston vs. Ohio St., N3d, 3-23-1968
- 33, \*Jack Egan, St. Joseph's vs. Utah, N3d, 3-25-1961 (4 ot)
- 33, \*Jerry Dunn, Western Ky. vs. Villanova, NSF, 3-25-1971 (2 ot)
- 32, Elgin Baylor, Seattle vs. Kentucky, 3-22-CH, 1958
- 31, Billy McGill, Utah vs. Cincinnati, 3-24-NSF, 1961
- 31, Jerry Chambers, Utah vs. UTEP, NSF, 3-18-1966
- 31, Elvin Hayes, Houston vs. UCLA, NSF, 3-24-1967

### FIELD-GOAL PERCENTAGE

#### (Minimum 10 FGM)

- 95.5% (21-22), Bill Walton, UCLA vs. Memphis, CH, 3-26-1973
- 90.9% (10-11), Jerry Lucas, Ohio St. vs. St. Joseph's, NSF, 3-24-1961
- 90.9% (10-11), Billy Thompson, Louisville vs. LSU, NSF, 3-29-1986
- 90.9% (10-11), Sean May, North Carolina vs. Illinois, CH, 4-4-2005
- 84.6% (11-13), Bill Walton, UCLA vs. Louisville, NSF, 3-23-1972
- 84.2% (16-19), Larry Bird, Indiana St. vs. DePaul, NSF, 3-24-1979
- 83.3% (10-12), Sidney Wicks, UCLA vs. New Mexico St., NSF, 3-19-1970
- 83.3% (10-12), Udonis Haslem, Florida vs. Michigan St., CH, 4-3-2000
- 82.4% (14-17), Joe Barry Carroll, Purdue vs. Iowa, N3d, 3-24-1980
- 78.6% (11-14), Keith Langford, Kansas vs. Marquette, NSF, 4-5-2003

### THREE-POINT FIELD GOALS

- 10, Freddie Banks, UNLV vs. Indiana, NSF, 3-28-1987
- 7, Steve Alford, Indiana vs. Syracuse, CH, 3-30-1987
- 7, Dave Sieger, Oklahoma vs. Kansas, CH, 4-4-1988
- 7, Dennis Scott, Georgia Tech vs. UNLV, NSF, 3-31-1990
- 7, Tony Delk, Kentucky vs. Syracuse, CH, 4-1-1996
- 6, Bobby Hurley, Duke vs. Indiana, NSF, 4-4-1992
- 6, Darryl Wilson, Mississippi St. vs. Syracuse, NSF, 3-30-1996
- 6, Mike Bibby, Arizona vs. North Carolina, NSF, 3-29-1997
- 6, Gerry McNamara, Syracuse vs. Kansas, CH, 4-7-2003
- 6, Luther Head, Illinois vs. Louisville, NSF, 4-2-2005
- 6, Lee Humphrey, Florida vs. George Mason, NSF, 4-1-2006

### THREE-POINT FIELD GOALS ATTEMPTED

- 19, Freddie Banks, UNLV vs. Indiana, NSF, 3-28-1987
- 16, Luther Head, Illinois vs. North Carolina, CH, 4-4-2005
- 14, Dennis Scott, Georgia Tech vs. UNLV, NSF, 3-31-1990
- 13, Dave Sieger, Oklahoma vs. Kansas, CH, 4-4-1988
- 13, Damon Stoudamire, Arizona vs. Arkansas, NSF, 4-2-1994
- 13, Darryl Wilson, Mississippi St. vs. Syracuse, NSF, 3-30-1996
- 13, Jeff Boschee, Kansas vs. Maryland, NSF, 3-30-2002
- 12, Steve Kerr, Arizona vs. Oklahoma, NSF, 4-2-1988
- 12, Glen Rice, Michigan vs. Seton Hall, CH, 4-3-1989 (ot)
- 12, John Morton, Seton Hall vs. Michigan, CH, 4-3-1989 (ot)
- 12, Donald Williams, North Carolina vs. Arkansas, NSF, 4-1-1995
- 12, Tony Delk, Kentucky vs. Syracuse, CH, 4-1-1996
- 12, Scott Padgett, Kentucky vs. Arizona, CH, 3-31-1997 (ot)
- 12, Kirk Hinrich, Kansas vs. Syracuse, CH, 4-7-2003
- 12, Lee Humphrey, Florida vs. George Mason, NSF, 4-1-2006

### THREE-POINT FIELD-GOAL PERCENTAGE

#### (Minimum Five 3FGM)

- 71.4% (5-7), Adonis Jordan, Kansas vs. North Carolina, NSF, 4-3-1993
- 71.4% (5-7), Donald Williams, North Carolina vs. Kansas, NSF, 4-3-1993
- 71.4% (5-7), Donald Williams, North Carolina vs. Michigan, CH, 4-5-1993
- 71.4% (5-7), Wayne Ellington, North Carolina vs. Villanova, NSF, 4-4-2009

- 70.0% (7-10), Steve Alford, Indiana vs. Syracuse, CH, 3-30-1987
- 66.7% (6-9), Bobby Hurley, Duke vs. Indiana, NSF, 4-4-1992
- 62.5% (5-8), Arthur Lee, Stanford vs. Kentucky, NSF, 3-28-1998 (ot)
- 60.0% (6-10), Gerry McNamara, Syracuse vs. Kansas, CH, 4-7-2003
- 58.3% (7-12), Tony Delk, Kentucky vs. Syracuse, CH, 4-1-1996
- 55.6% (5-9), Anderson Hunt, UNLV vs. Georgia Tech, NSF, 3-31-1990
- 55.6% (5-9), Rex Walters, Kansas vs. North Carolina, NSF, 4-3-1993
- 55.6% (5-9), Mike Dunleavy, Duke vs. Arizona, CH, 4-2-2001
- 55.6% (5-9), Brandon Mouton, Texas vs. Syracuse, NSF, 4-5-2003
- 55.6% (5-9), Marvin Lewis, Georgia Tech vs. Oklahoma St., NSF, 4-3-2004
- 55.6% (5-9), Jonathan Wallace, Georgetown vs. Ohio St., NSF, 3-31-2007

### FREE THROWS MADE

- 18, Gail Goodrich, UCLA vs. Michigan, CH, 3-20-1965
- 15, Oscar Robertson, Cincinnati vs. Louisville, N3d, 3-21-1959
- 15, Bill Buntin, Michigan vs. Kansas St., N3d, 3-21-1964
- 15, Ty Lawson, North Carolina vs. Michigan St., CH, 4-6-2009
- 14, Hal Lear, Temple vs. SMU, N3d, 3-23-1956
- 14, Jerry West, West Virginia vs. Louisville, NSF, 3-20-1959
- 14, Bill Bradley, Princeton vs. Wichita St., N3d, 3-20-1965
- 14, Mark Aguirre, DePaul vs. Penn, N3d, 3-26-1979
- 14, Miles Simon, Arizona vs. Kentucky, CH, 3-31-1997 (ot)
- 13, Don Schlundt, Indiana vs. LSU, NSF, 3-17-1953
- 13, \*Jim Lynam, St. Joseph's vs. Utah, N3d, 3-25-1961 (4 ot)

### FREE THROWS ATTEMPTED

- 20, Jerry West, West Virginia vs. Louisville, NSF, 3-20-1959
- 20, Gail Goodrich, UCLA vs. Michigan, CH, 3-20-1965
- 19, Oscar Robertson, Cincinnati vs. Louisville, N3d, 3-21-1959
- 18, Bob Pettit, LSU vs. Indiana, NSF, 3-17-1953
- 18, Ty Lawson, North Carolina vs. Michigan St., CH, 4-6-2009
- 17, Don Schlundt, Indiana vs. LSU, NSF, 3-17-1953
- 17, Bob Carney, Bradley vs. La Salle, CH, 3-20-1954
- 17, Hal Lear, Temple vs. SMU, N3d, 3-23-1956
- 17, Paul Hogue, Cincinnati vs. UCLA, NSF, 3-23-1962
- 17, Bill Buntin, Michigan vs. Kansas St., N3d, 3-21-1964
- 17, Miles Simon, Arizona vs. Kentucky, CH, 3-31-1997 (ot)
- 17, Ty Lawson, North Carolina vs. Villanova, NSF, 4-4-2009

### FREE-THROW PERCENTAGE

#### (Minimum 10 FTM)

- 100% (12-12), Jim Spanarkel, Duke vs. Notre Dame, NSF, 3-25-1978
- 100% (12-12), Christian Laettner, Duke vs. Kansas, CH, 4-1-1991
- 100% (11-11), Jeff Lamp, Virginia vs. LSU, N3d, 3-30-1981
- 100% (10-10), Ron King, Florida St. vs. North Carolina, NSF, 3-23-1972
- 100% (10-10), Maurice Ager, Michigan St. vs. North Carolina, NSF, 4-2-2005
- 93.3% (14-15), Bill Bradley, Princeton vs. Wichita St., N3d, 3-25-1965
- 93.3% (14-15), Mark Aguirre, DePaul vs. Penn, N3d, 3-26-1979
- 92.9% (13-14), \*Jim Lynam, St. Joseph's vs. Utah, N3d, 3-25-1961 (4 ot)
- 92.3% (12-13), Cedric Maxwell, Charlotte vs. UNLV, N3d, 3-28-1977
- 91.7% (11-12), Dick Estergard, Bradley vs. La Salle, CH, 3-20-1954
- 91.7% (11-12), Jim Krebs, SMU vs. Temple, N3d, 3-23-1956
- 91.7% (11-12), Bill Walton, UCLA vs. Louisville, NSF, 3-23-1972

- 91.7% (11-12), Magic Johnson, Michigan St. vs. Penn, NSF, 3-24-1979  
 91.7% (11-12), Derrick Rose, Memphis vs. UCLA, NSF, 4-5-2008

**REBOUNDS**

- 27, Bill Russell, San Francisco vs. Iowa, CH, 3-23-1956  
 24, Elvin Hayes, Houston vs. UCLA, NSF, 3-24-1967  
 23, Bill Russell, San Francisco vs. SMU, NSF, 3-22-1956  
 22, Elgin Baylor, Seattle vs. Kansas St., NSF, 3-21-1958  
 22, Tom Sanders, New York U. vs. Ohio St., NSF, 3-18-1960  
 22, Larry Kenon, Memphis vs. Providence, NSF, 3-24-1973  
 22, Akeem Olajuwon, Houston vs. Louisville, NSF, 4-2-1983  
 21, Bill Spivey, Kentucky vs. Kansas St., CH, 3-27-1951  
 21, Lew Alcindor, UCLA vs. Drake, NSF, 3-20-1969  
 21, Artis Gilmore, Jacksonville vs. St. Bonaventure, NSF, 3-19-1970  
 21, Bill Walton, UCLA vs. Louisville, NSF, 3-23-1972  
 21, Nick Collison, Kansas vs. Syracuse, CH, 4-7-2003

**ASSISTS**

- 18, Mark Wade, UNLV vs. Indiana, NSF, 3-28-1987  
 13, T.J. Ford, Texas vs. Syracuse, NSF, 4-5-2003  
 12, Rumeal Robinson, Michigan vs. Illinois, NSF, 4-1-1989  
 12, \*Edgar Padilla, Massachusetts vs. Kentucky, NSF, 3-30-1996  
 11, Michael Jackson, Georgetown vs. St. John's (NY), NSF, 3-30-1985  
 11, Milt Wagner, Louisville vs. LSU, NSF, 3-29-1986  
 11, Rumeal Robinson, Michigan vs. Seton Hall, CH, 4-3-1989 (ot)  
 11, Steve Blake, Maryland vs. Kansas, NSF, 3-30-2002  
 10, Corey Beck, Arkansas vs. North Carolina, NSF, 4-1-1995  
 10, Mateen Cleaves, Michigan St. vs. Duke, NSF, 3-27-1999  
 10, Aaron Miles, Kansas vs. Maryland, NSF, 3-30-2002

**BLOCKED SHOTS**

- 6, Danny Manning, Kansas vs. Duke, NSF, 4-2-1988  
 6, \*Marcus Camby, Massachusetts vs. Kentucky, NSF, 3-30-1996  
 6, Joakim Noah, Florida vs. UCLA, CH, 4-3-2006  
 4, A.J. Bramlett, Arizona vs. North Carolina, NSF, 3-29-1997  
 4, Andy Kowske, Wisconsin vs. Michigan St., NSF, 4-1-2000  
 4, Shane Battier, Duke vs. Maryland, NSF, 3-21-2001  
 4, Loren Woods, Arizona vs. Duke, CH, 4-2-2001  
 4, Chris Wilcox, Maryland vs. Kansas, NSF, 3-30-2002  
 4, Jeff Newton, Indiana vs. Oklahoma, NSF, 3-30-2002  
 4, Joakim Noah, Florida vs. George Mason, NSF, 4-1-2006  
 4, Joakim Noah, Florida vs. UCLA, NSF, 3-31-2007  
 4, Greg Oden, Ohio St. vs. Florida, CH, 4-2-2007  
 4, Darrell Arthur, Kansas vs. North Carolina, NSF, 4-5-2008

**STEALS**

- 8, Ty Lawson, North Carolina vs. Michigan St., CH, 4-6-2009  
 7, Tommy Amaker, Duke vs. Louisville, CH, 3-31-1986  
 7, Mookie Blaylock, Oklahoma vs. Kansas, CH, 4-4-1988  
 6, Gilbert Arenas, Arizona vs. Michigan St., NSF, 3-31-2001  
 5, Danny Manning, Kansas vs. Oklahoma, CH, 4-4-1988  
 5, Greg Anthony, UNLV vs. Duke, CH, 4-2-1990  
 5, Anthony Epps, Kentucky vs. Minnesota, NSF, 3-29-1997  
 5, Wayne Turner, Kentucky vs. Minnesota, NSF, 3-29-1997  
 5, Juan Dixon, Maryland vs. Indiana, CH, 4-1-2002  
 5, Raymor Morgan, Michigan St. vs. Connecticut, NSF, 4-4-2009

**"UNOFFICIAL" TRIPLE-DOUBLES**

- B.H. Born, Kansas vs. Indiana, CH, 3-18-1953: 26 pts., 15 rebs. & 13 blocks.  
 Oscar Robertson, Cincinnati vs. Louisville, N3d, 3-21-1959: 39 pts., 17 rebs. & 10 asts.

- Oscar Robertson, Cincinnati vs. California, NSF, 3-18-1960: 18 pts., 10 rebs. & 10 asts.  
 Oscar Robertson, Cincinnati vs. New York U., N3d, 3-19-1960: 32 pts., 14 rebs. & 11 asts.  
 Magic Johnson, Michigan St. vs. Penn, NSF, 3-24-1979: 29 pts., 10 rebs. & 10 asts.

*NOTE: Although assists were not ranked nationally until 1984, and steals and blocked shots were added in 1986, many official tournament box scores before this time included these statistics and were used in compiling the list of "unofficial" tournament triple-doubles.*

**Team Records****POINTS**

- 127, \*St. Joseph's vs. Utah (120), N3d, 3-25-1961 (4 ot)  
 120, Utah vs. St. Joseph's (127), N3d, 3-25-1961 (4 ot)  
 118, Princeton vs. Wichita St. (82), N3d, 3-20-1965  
 108, UCLA vs. Wichita St. (89), NSF, 3-19-1965  
 106, UCLA vs. Rutgers (92), N3d, 3-29-1976  
 106, UNLV vs. Charlotte (99), N3d, 3-28-1977  
 105, North Carolina vs. Louisville (91), N3d, 3-25-1972  
 104, Drake vs. North Carolina (84), N3d, 3-22-1969  
 103, UNLV vs. Duke (73), CH, 4-2-1990  
 101, UCLA vs. Houston (69), NSF, 3-22-1968  
 101, Michigan St. vs. Penn (67), NSF, 3-24-1979

**FEWEST POINTS**

- 28, Kentucky vs. Dartmouth (47), NSF, 3-21-1942  
 30, Duquesne vs. Indiana (39), NSF, 3-21-1940  
 30, Pittsburgh vs. Wisconsin (36), NSF, 3-22-1941  
 30, Oregon St. vs. Oklahoma St. (55), NSF, 3-19-1949  
 31, Iowa St. vs. Utah (40), NSF, 3-25-1944

**WINNING MARGIN**

- 36, Princeton (118) vs. Wichita St. (82), N3d, 3-20-1965  
 34, Cincinnati (80) vs. Oregon St. (46), NSF, 3-22-1963  
 34, Michigan St. (101) vs. Penn (67), NSF, 3-24-1979  
 33, Kansas (94) vs. Marquette (61), NSF, 4-5-2003  
 32, UCLA (101) vs. Houston (69), NSF, 3-22-1968

**SMALLEST WINNING MARGIN**

- 1, 13 tied (most recent: Connecticut [79] vs. Duke [78], NSF, 4-3-2004)

**POINTS BY LOSING TEAM**

- 120, Utah vs. St. Joseph's (127), N3d, 3-25-1961 (4 ot)  
 94, Charlotte vs. UNLV (106), N3d, 3-28-1977  
 93, Penn vs. DePaul (96), N3d, 3-26-1979  
 93, UNLV vs. Indiana (97), NSF, 3-28-1987  
 92, Rutgers vs. UCLA (106), N3d, 3-29-1976

**DEFICIT OVERCOME TO WIN**

- 22, Duke vs. Maryland, 17-39 with 6:55 left in 1st half, F: 94-84, NSF, 3-31-2001

**FIELD GOALS**

- 50, Utah vs. St. Joseph's, N3d, 3-25-1961 (4 ot)  
 48, Princeton vs. Wichita St., N3d, 3-20-1965  
 47, UNLV vs. Charlotte, N3d, 3-28-1977  
 45, \*St. Joseph's vs. Utah, N3d, 3-25-1961 (4 ot)  
 45, Drake vs. North Carolina, N3d, 3-22-1969

**FEWEST FIELD GOALS**

- 9, Oklahoma St. vs. Kentucky, CH, 3-26-1949  
 10, Wisconsin vs. Pittsburgh, NSF, 3-22-1941  
 10, Kentucky vs. Dartmouth, NSF, 3-21-1942  
 11, Duquesne vs. Indiana, NSF, 3-21-1940  
 11, Oregon St. vs. Oklahoma St., NSF, 3-19-1949

**FIELD GOALS ATTEMPTED**

- 105, \*Western Ky. vs. Villanova, NSF, 3-25-1971 (2 ot)  
 103, Utah vs. St. Joseph's, N3d, 3-25-1961 (4 ot)  
 101, \*St. Joseph's vs. Utah, N3d, 3-25-1961 (4 ot)  
 100, Rutgers vs. UCLA, N3d, 3-29-1976  
 95, Houston vs. Ohio St., N3d, 3-23-1968  
 95, UNLV vs. Charlotte, N3d, 3-28-1977

**FEWEST FIELD GOALS ATTEMPTED**

- 28, Villanova vs. Georgetown, CH, 4-1-1985  
 38, Villanova vs. Memphis, NSF, 3-30-1985  
 41, Georgetown vs. Louisville, NSF, 3-27-1982  
 41, Duke vs. Kansas, CH, 4-1-1991  
 42, Houston vs. Virginia, NSF, 3-31-1984 (ot)  
 42, St. John's (NY) vs. Georgetown, NSF, 3-30-1985

**FIELD-GOAL PERCENTAGE**

- 78.6% (22-28), Villanova vs. Georgetown, CH, 4-1-1985  
 67.4% (31-46), Ohio St. vs. California, CH, 3-19-1960  
 64.5% (40-62), UCLA vs. Memphis, CH, 3-26-1973  
 64.0% (48-75), Princeton vs. Wichita St., N3d, 3-20-1965  
 63.6% (35-55), Kansas vs. Oklahoma, CH, 4-4-1988

**LOWEST FIELD-GOAL PERCENTAGE**

- 19.5% (15-77), North Carolina St. vs. Baylor, N3d, 3-28-1950  
 21.5% (14-65), Washington St. vs. Wisconsin, CH, 3-29-1941  
 23.4% (15-64), Baylor vs. Kentucky, CH, 3-23-1948  
 24.5% (13-53), Kentucky vs. Georgetown, NSF, 3-31-1984  
 25.4% (18-71), Oklahoma St. vs. Illinois, N3d, 3-27-1951

**THREE-POINT FIELD GOALS**

- 13, UNLV vs. Indiana, NSF, 3-28-1987  
 12, Arkansas vs. North Carolina, NSF, 4-1-1995  
 12, Kentucky vs. Syracuse, CH, 4-1-1996  
 12, Illinois vs. Louisville, NSF, 4-2-2005  
 12, Illinois vs. North Carolina, CH, 4-4-2005  
 12, Florida vs. George Mason, NSF, 4-1-2006

**FEWEST THREE-POINT FIELD GOALS**

- 0, \*Michigan vs. Kentucky, NSF, 4-3-1993 (ot)  
 0, LSU vs. UCLA, NSF, 4-1-2006  
 1, Duke vs. UNLV, CH, 4-2-1990  
 1, \*Michigan vs. Duke, CH, 4-6-1992  
 1, Connecticut vs. Ohio St., NSF, 3-27-1999

**THREE-POINT FIELD GOALS ATTEMPTED**

- 40, Illinois vs. North Carolina, CH, 4-4-2005  
 35, UNLV vs. Indiana, NSF, 3-28-1987  
 34, Arkansas vs. North Carolina, NSF, 4-1-1995  
 32, Arizona vs. Arkansas, NSF, 4-2-1994  
 30, Kentucky vs. Arizona, CH, 3-31-1997 (ot)  
 30, Illinois vs. Louisville, NSF, 4-2-2005

**FEWEST THREE-POINT FIELD GOALS ATTEMPTED**

- 4, Indiana vs. UNLV, NSF, 3-28-1987  
 4, Kansas vs. Duke, NSF, 4-2-1988  
 4, \*Michigan vs. Kentucky, NSF, 4-3-1993 (ot)  
 6, Kansas vs. Oklahoma, CH, 4-4-1988  
 6, Connecticut vs. Ohio St., NSF, 3-27-1999  
 6, LSU vs. UCLA, NSF, 4-1-2006  
 6, Connecticut vs. Michigan St., NSF, 4-4-2009

**THREE-POINT FIELD-GOAL PERCENTAGE (Minimum Seven 3FGM)**

- 66.7% (10-15), UNLV vs. Georgia Tech, NSF, 3-31-1990  
 63.6% (7-11), Indiana vs. Syracuse, CH, 3-30-1987  
 63.6% (7-11), Duke vs. Indiana, NSF, 4-4-1992  
 61.5% (8-13), Indiana vs. Oklahoma, NSF, 3-30-2002  
 61.1% (11-18), Syracuse vs. Kansas, CH, 4-7-2003

**LOWEST THREE-POINT FIELD-GOAL PERCENTAGE (Minimum Five 3FGA)**

- 0.0% (0-6), LSU vs. UNLV, NSF, 4-1-2006  
 9.1% (1-11), Duke vs. UNLV, CH, 4-2-1990  
 9.1% (1-11), \*Michigan vs. Duke, CH, 4-6-1992  
 11.1% (2-18), Oklahoma vs. Indiana, NSF, 3-30-2002  
 13.0% (3-23), North Carolina vs. Utah, NSF, 3-28-1998

**FREE THROWS MADE**

- 37, \*St. Joseph's vs. Utah, N3d, 3-25-1961 (4 ot)  
 37, Jacksonville vs. St. Bonaventure, NSF, 3-19-1970  
 34, DePaul vs. Penn, N3d, 3-26-1979  
 34, Virginia vs. LSU, N3d, 3-30-1981  
 34, Arizona vs. Kentucky, CH, 3-31-1997 (ot)

**FEWEST FREE THROWS MADE**

- 1, UNLV vs. North Carolina, NSF, 3-26-1977  
 2, Dartmouth vs. Utah, CH, 3-28-1944 (ot)  
 2, DePaul vs. Indiana St., NSF, 3-24-1979  
 2, North Carolina vs. Utah, NSF, 3-28-1988  
 2, Indiana vs. Maryland, CH, 4-1-2002

**FREE THROWS ATTEMPTED**

- 45, Jacksonville vs. St. Bonaventure, NSF, 3-19-1970  
 44, LSU vs. Indiana, NSF, 3-17-1953  
 44, Bradley vs. La Salle, CH, 3-20-1954  
 44, UCLA vs. Drake, NSF, 3-20-1969  
 44, North Carolina vs. Louisville, N3d, 3-25-1972  
 44, Syracuse vs. Providence, NSF, 3-28-1987

**FEWEST FREE THROWS ATTEMPTED**

- 5, Dartmouth vs. Utah, CH, 3-28-1944 (ot)
- 5, UNLV vs. North Carolina, NSF, 3-26-1977
- 5, DePaul vs. Indiana St., NSF, 3-24-1979
- 6, Dartmouth vs. Stanford, CH, 3-28-1942
- 6, Indiana vs. UCLA, NSF, 3-24-1973
- 6, Mississippi St. vs. Syracuse, NSF, 3-30-1996
- 6, Illinois vs. North Carolina, CH, 4-4-2005

**FREE-THROW PERCENTAGE (Minimum 15 FTM)**

- 93.8% (15-16), Ohio St. vs. Cincinnati, CH, 3-25-1961 (ot)
  - 92.0% (23-25), Marquette vs. North Carolina, CH, 3-28-1977
  - 90.9% (20-22), Santa Clara vs. Illinois, N3d, 3-26-1952
  - 90.5% (19-21), Duke vs. Louisville, CH, 3-31-1986
  - 89.5% (34-38), Virginia vs. LSU, N3d, 3-30-1981
- FREE-THROW PERCENTAGE**
- 20.0% (1-5), UNLV vs. North Carolina, NSF, 3-26-1977
  - 28.6% (2-7), North Carolina vs. Utah, NSF, 3-28-1998
  - 28.6% (2-7), Indiana vs. Maryland, CH, 4-1-2002
  - 33.3% (5-15), Oklahoma St. vs. New York U., CH, 3-27-1945
  - 35.3% (6-17), Temple vs. Iowa, NSF, 3-22-1956

**REBOUNDS**

- 76, Houston vs. North Carolina, N3d, 3-25-1967
- 69, \*Western Ky. vs. Villanova, NSF, 3-25-1971 (2 ot)
- 67, Kansas vs. Western Ky., N3d, 3-27-1971
- 65, Michigan St. vs. North Carolina, NSF, 3-22-1957 (3 ot)
- 65, Utah vs. St. Joseph's, N3d, 3-25-1961 (4 ot)

**FEWEST REBOUNDS**

- 17, Villanova vs. Georgetown, CH, 4-1-1985
- 17, Georgetown vs. Villanova, CH, 4-1-1985
- 20, Wisconsin vs. Michigan St., NSF, 4-1-2000
- 21, Memphis vs. UCLA, CH, 3-26-1973
- 21, DePaul vs. Indiana St., NSF, 3-24-1979

**REBOUND MARGIN**

- 25, Michigan St. (60) vs. San Francisco (35), N3d, 3-23-1957
- 24, Houston (76) vs. North Carolina (52), N3d, 3-25-1967
- 23, Seattle (56) vs. Kansas St. (33), NSF, 3-21-1958
- 23, New Mexico St. (57) vs. St. Bonaventure (34), N3d, 3-21-1970
- 22, Michigan St. (42) vs. Wisconsin (20), NSF, 4-1-2000

**ASSISTS**

- 26, Louisville vs. LSU, NSF, 3-29-1986
- 24, UNLV vs. Duke, CH, 4-2-1990
- 23, UNLV vs. Indiana, NSF, 3-28-1987
- 23, Michigan vs. Illinois, NSF, 4-1-1989
- 22, Arkansas vs. North Carolina, NSF, 4-1-1995
- 22, Kentucky vs. Syracuse, CH, 4-1-1996
- 22, Kansas vs. Maryland, NSF, 3-30-2002
- 22, Kansas vs. Marquette, NSF, 4-5-2003

**BLOCKED SHOTS**

- 10, Florida vs. UCLA, CH, 4-3-2006
- 9, Kansas vs. Duke, NSF, 4-2-1988
- 9, Maryland vs. Kansas, NSF, 3-30-2002
- 9, Kansas vs. North Carolina, NSF, 4-5-2008
- 8, \*Massachusetts vs. Kentucky, NSF, 3-30-1996
- 8, Arizona vs. North Carolina, NSF, 3-29-1997
- 8, Indiana vs. Oklahoma, NSF, 3-30-2002

**STEALS**

- 16, UNLV vs. Duke, CH, 4-2-1990
- 15, Arkansas vs. UCLA, CH, 4-3-1995
- 14, Kentucky vs. Minnesota, NSF, 3-29-1997
- 13, Duke vs. Louisville, CH, 3-31-1986
- 13, Oklahoma vs. Kansas, CH, 4-4-1988

**PERSONAL FOULS**

- 35, St. John's (NY) vs. Kansas, CH, 3-26-1952
- 33, Providence vs. Syracuse, NSF, 3-28-1987
- 33, Indiana vs. Duke, NSF, 4-4-1992
- 32, Bradley vs. CCONY, CH, 3-28-1950
- 32, St. Bonaventure vs. Jacksonville, NSF, 3-19-1970

**FEWEST PERSONAL FOULS**

- 5, Stanford vs. Dartmouth, CH, 3-28-1942
- 6, Utah vs. Dartmouth, CH, 3-28-1944 (ot)
- 7, Dartmouth vs. Stanford, CH, 3-28-1942
- 8, Wisconsin vs. Pittsburgh, NSF, 3-22-1941
- 8, Washington St. vs. Wisconsin, CH, 3-29-1941

**PLAYERS DISQUALIFIED**

- 4, St. Bonaventure vs. Jacksonville, NSF, 3-19-1970
- 4, Syracuse vs. Louisville, N3d, 3-31-1975 (ot)
- 4, Penn vs. DePaul, N3d, 3-26-1979
- 4, Indiana vs. Duke, NSF, 4-4-1992
- 4, Kentucky vs. Arizona, CH, 3-31-1997 (ot)

**Team and Two-Team Scoring by Halves****POINTS IN A HALF, TEAM**

- 65, UCLA vs. Wichita St., NSF, 3-19-1965 (1st)
- 65, Princeton vs. Wichita St., N3d, 3-20-1965 (2d)
- 62, Seton Hall vs. Duke, NSF, 4-1-1989 (2d)
- 59, Kansas vs. Marquette, NSF, 4-5-2003 (1st)
- 58, Memphis vs. Providence, NSF, 3-24-1973 (2d)
- 58, Houston vs. Louisville, NSF, 4-2-1983 (2d)

**POINTS IN A HALF, BOTH TEAMS**

- 111, Louisville (57) vs. North Carolina (54), N3d, 3-25-1972 (2d)
- 108, Princeton (65) vs. Wichita St. (43), N3d, 3-20-1965 (2d)
- 106, UCLA (57) vs. Rutgers (49), N3d, 3-29-1976 (1st)
- 105, Charlotte (55) vs. UNLV (50), N3d, 3-28-1977 (1st)
- 104, Notre Dame (57) vs. Duke (47), NSF, 3-25-1978 (2d)
- 104, Maryland (53) vs. Kansas (51), NSF, 3-30-2002 (2d)

**POINTS AT HALFTIME, TEAM**

- 65, UCLA vs. Wichita St. (38), NSF, 3-19-1965
- 59, Kansas vs. Marquette (30), NSF, 4-5-2003
- 57, UCLA vs. Rutgers (49), N3d, 3-29-1976
- 55, Charlotte vs. UNLV (50), N3d, 3-28-1977
- 55, North Carolina vs. Michigan St. (34), CH, 4-6-2009

**POINTS AT HALFTIME, BOTH TEAMS**

- 106, UCLA (57) vs. Rutgers (49), N3d, 3-29-1976
- 105, Charlotte (55) vs. UNLV (50), N3d, 3-28-1977
- 103, UCLA (65) vs. Wichita St. (38), NSF, 3-19-1965
- 102, Louisville (53) vs. Cincinnati (49), N3d, 3-21-1959
- 100, Indiana (53) vs. UNLV (47), NSF, 3-28-1987
- 100, Kansas (50) vs. Oklahoma (50), CH, 4-4-1988

**FEWEST POINTS IN A HALF, TEAM**

- 10, Villanova vs. Ohio St., NSF, 3-18-1939 (1st)
- 11, Oregon St. vs. Oklahoma St., NSF, 3-19-1949 (1st)
- 11, Kentucky vs. Georgetown, NSF, 3-31-1984 (2d)
- 12, Pittsburgh vs. Wisconsin, NSF, 3-22-1941 (2d)
- 13, Duquesne vs. Indiana, NSF, 3-21-1940 (1st)
- 13, Kentucky vs. Dartmouth, NSF, 3-21-1942 (1st)

**FEWEST POINTS IN A HALF, BOTH TEAMS**

- 31, Duquesne (17) vs. Indiana (14), NSF, 3-21-1940 (2d)
- 32, Pittsburgh (18) vs. Wisconsin (14), NSF, 3-22-1941 (1st)
- 32, Oklahoma St. (21) vs. Oregon St. (11), NSF, 3-19-1949 (1st)
- 34, Wisconsin (22) vs. Pittsburgh (12), NSF, 3-22-1941 (2d)
- 34, Wyoming (18) vs. Georgetown (16), CH, 3-30-1943 (1st)

**FEWEST POINTS AT HALFTIME, TEAM**

- 10, Villanova vs. Ohio St. (25), NSF, 3-18-1939
- 11, Oregon St. vs. Oklahoma St. (21), NSF, 3-19-1949
- 13, Duquesne vs. Indiana (25), NSF, 3-21-1940
- 13, Kentucky vs. Dartmouth (23), NSF, 3-21-1942
- 14, Oklahoma vs. Oregon (21), NSF, 3-21-1939
- 14, Wisconsin vs. Pittsburgh (18), NSF, 3-22-1941
- 14, Oklahoma St. vs. Kansas St. (37), NSF, 3-24-1951

**FEWEST POINTS AT HALFTIME, BOTH TEAMS**

- 32, Pittsburgh (18) vs. Wisconsin (14), NSF, 3-22-1941
- 32, Oklahoma St. (21) vs. Oregon St. (11), NSF, 3-19-1949
- 34, Wyoming (18) vs. Georgetown (16), CH, 3-30-1943
- 35, Ohio St. (25) vs. Villanova (10), NSF, 3-18-1939
- 35, Oregon (21) vs. Oklahoma (14), NSF, 3-21-1939
- 35, Utah (19) vs. Iowa St. (16), NSF, 3-22-1944
- 35, Dartmouth (18) vs. Utah (17), CH, 3-28-1944

**HALFTIME LEAD**

- 33, Michigan St. (50) vs. Penn (17), NSF, 3-24-1979
- 29, Kansas (59) vs. Marquette (30), NSF, 4-5-2003
- 27, UCLA (65) vs. Wichita St. (38), NSF, 3-19-1965
- 23, Kansas St. (37) vs. Oklahoma St. (14), NSF, 3-24-1951
- 23, Purdue (53) vs. North Carolina (30), NSF, 3-20-1969

**HALFTIME DEFICIT OVERCOME TO WIN**

- 11, Temple vs. Kansas St., H: 28-39, F: 67-57, N3d, 3-22-1958
- 11, Duke vs. Maryland, H: 38-49, F: 94-84, NSF, 3-31-2001
- 10, Kentucky vs. Utah, H: 41-31, F: 78-69, CH, 3-30-1998
- 9, Memphis vs. Providence, H: 40-49, F: 98-85, NSF, 3-24-1973
- 8, Loyola (IL) vs. Cincinnati, H: 21-29, F: 60-58 (ot), CH, 3-23-1963
- 8, Louisville vs. LSU, H: 36-44, F: 88-77, NSF, 3-29-1986

**Two-Team Records****POINTS**

- 247, \*St. Joseph's (127) vs. Utah (120), N3d, 3-25-1961 (4 ot)
- 200, Princeton (118) vs. Wichita St. (82), N3d, 3-20-1965
- 200, UNLV (106) vs. Charlotte (94), N3d, 3-28-1977
- 198, UCLA (106) vs. Rutgers (92), N3d, 3-29-1976
- 197, UCLA (108) vs. Wichita St. (89), NSF, 3-19-1965

**FEWEST POINTS**

- 66, Wisconsin (36) vs. Pittsburgh (30), NSF, 3-22-1941
- 69, Indiana (39) vs. Duquesne (30), NSF, 3-21-1940
- 71, Utah (40) vs. Iowa St. (31), NSF, 3-25-1944
- 73, Wisconsin (39) vs. Washington St. (34), CH, 3-29-1941
- 75, Dartmouth (47) vs. Kentucky (28), NSF, 3-21-1942

**FIELD GOALS**

- 95, Utah (50) vs. \*St. Joseph's (45), N3d, 3-25-1961 (4 ot)
- 83, UNLV (47) vs. Charlotte (36), N3d, 3-28-1977
- 82, UCLA (44) vs. Rutgers (38), N3d, 3-29-1976
- 80, UCLA (44) vs. Wichita St. (36), NSF, 3-19-1965
- 79, Memphis (41) vs. Providence (38), NSF, 3-24-1973

**FIELD GOALS ATTEMPTED**

- 204, Utah (103) vs. \*St. Joseph's (101), N3d, 3-25-1961 (4 ot)
- 180, Rutgers (100) vs. UCLA (80), N3d, 3-29-1976
- 178, \*Western Ky. (105) vs. \*Villanova (73), NSF, 3-25-1971 (2 ot)
- 172, Houston (95) vs. Ohio St. (77), N3d, 3-22-1968
- 169, North Carolina (89) vs. Michigan St. (80), NSF, 3-22-1957 (3 ot)

**THREE-POINT FIELD GOALS**

- 22, Arkansas (12) vs. North Carolina (10), NSF, 4-1-1995
- 21, Illinois (12) vs. North Carolina (9), CH, 4-4-2005
- 18, UNLV (10) vs. Georgia Tech (8), NSF, 3-31-1990
- 18, Kentucky (12) vs. Syracuse (6), CH, 4-1-1996
- 18, Illinois (12) vs. Louisville (6), NSF, 4-2-2005

**THREE-POINT FIELD GOALS ATTEMPTED**

- 62, Arkansas (34) vs. North Carolina (28), NSF, 4-1-1995
- 56, Arizona (32) vs. Arkansas (24), NSF, 4-2-1994
- 56, Illinois (40) vs. North Carolina (16), CH, 4-4-2005
- 50, Arizona (29) vs. North Carolina (21), NSF, 3-29-1997
- 50, Florida (28) vs. North Carolina (22), NSF, 4-1-2000
- 50, Illinois (30) vs. Louisville (20), NSF, 4-2-2005

**FREE THROWS MADE**

- 60, North Carolina (33) vs. Louisville (27), N3d, 3-25-1972
- 57, \*St. Joseph's (37) vs. Utah (20), N3d, 3-25-1961 (4 ot)
- 53, Indiana (30) vs. LSU (23), NSF, 3-17-1953
- 52, Jacksonville (37) vs. St. Bonaventure (15), NSF, 3-19-1970
- 51, Colorado (29) vs. Iowa (22), N3d, 3-19-1955

**FREE THROWS ATTEMPTED**

- 86, LSU (44) vs. Indiana (42), NSF, 3-17-1953  
 81, North Carolina (44) vs. Louisville (37), N3d, 3-25-1972  
 76, \*St. Joseph's (42) vs. Utah (34), N3d, 3-25-1961 (4 ot)  
 70, Kentucky (38) vs. Syracuse (32), NSF, 3-29-1975  
 69, Colorado (40) vs. Iowa (29), N3d, 3-19-1955  
 69, North Carolina (40) vs. Michigan St. (29), CH, 4-6-2009

**REBOUNDS**

- 128, Utah (65) vs. \*St. Joseph's (63), N3d, 3-25-1961 (4 ot)  
 128, Houston (76) vs. North Carolina (52), N3d, 3-25-1967  
 123, \*Western Ky. (69) vs. \*Villanova (54), NSF, 3-25-1971 (2 ot)  
 123, Kansas (67) vs. \*Western Ky. (56), N3d, 3-27-1971  
 119, Michigan St. (65) vs. North Carolina (54), NSF, 3-22-1957 (3 ot)

**ASSISTS**

- 40, Kansas (22) vs. Maryland (18), NSF, 3-30-2002  
 39, Houston (20) vs. Georgetown (19), CH, 4-2-1984  
 39, Louisville (26) vs. LSU (13), NSF, 3-29-1986  
 39, UNLV (23) vs. Indiana (16), NSF, 3-28-1987  
 39, Kentucky (20) vs. \*Massachusetts (19), NSF, 3-30-1996

**BLOCKED SHOTS**

- 14, Kansas (9) vs. Duke (5), NSF, 4-2-1988  
 14, \*Massachusetts (8) vs. Kentucky (6), NSF, 3-30-1996  
 12, Kentucky (7) vs. Stanford (5), NSF, 3-28-1998 (ot)  
 12, Arizona (7) vs. Duke (5), CH, 4-2-2001  
 12, Maryland (9) vs. Kansas (3), NSF, 3-30-2002  
 12, LSU (7) vs. UCLA (5), NSF, 4-1-2006  
 12, Kansas (9) vs. North Carolina (3), NSF, 4-5-2008

**STEALS**

- 26, Arkansas (15) vs. UCLA (11), CH, 4-3-1995  
 24, Oklahoma (13) vs. Kansas (11), CH, 4-4-1988  
 22, Maryland (12) vs. Indiana (10), CH, 4-1-2002

- 22, Kansas (11) vs. Memphis (11), CH, 4-7-2008 (ot)  
 21, UNLV (16) vs. Duke (5), CH, 4-2-1990

**PERSONAL FOULS**

- 61, Kentucky (31) vs. Syracuse (30), NSF, 3-29-1975  
 60, St. John's (NY) (35) vs. Kansas (25), CH, 3-26-1952  
 55, Louisville (31) vs. North Carolina (24), N3d, 3-25-1972  
 53, Indiana (27) vs. LSU (26), NSF, 3-17-1953  
 53, St. Bonaventure (32) vs. Jacksonville (21), NSF, 3-19-1970  
 53, Penn (31) vs. Michigan St. (22), NSF, 3-24-1979  
 53, Penn (31) vs. DePaul (22), N3d, 3-26-1979

**PLAYERS DISQUALIFIED**

- 6, CCNY (3) vs. North Carolina St. (3), NSF, 3-25-1950  
 6, Penn (4) vs. DePaul (2), N3d, 3-26-1979  
 6, LSU (4) vs. Virginia (2), N3d, 3-28-1981  
 5, five tied (most recent: Kentucky [4] vs. Arizona [1], CH, 3-31-1997 [ot])

## Championship Game Records

Record later vacated is indicated by (\*).

### Individual Records

**POINTS**

- 44, Bill Walton, UCLA vs. Memphis, 3-26-1973  
 42, Gail Goodrich, UCLA vs. Michigan, 3-20-1965  
 41, Jack Givens, Kentucky vs. Duke, 3-27-1978  
 37, Lew Alcindor, UCLA vs. Purdue, 3-22-1969  
 35, John Morton, Seton Hall vs. Michigan, 4-3-1989 (ot)

**POINTS BY A FRESHMAN**

- 26, Toby Bailey, UCLA vs. Arkansas, 4-3-1995  
 25, Pervis Ellison, Louisville vs. Duke, 3-31-1986  
 25, Greg Oden, Ohio St. vs. Florida, 4-2-2007

- 23, Patrick Ewing, Georgetown vs. North Carolina, 3-29-1982  
 22, Arnie Ferrin, Utah vs. Dartmouth, 3-28-1944  
 22, Eugene Banks, Duke vs. Kentucky, 3-27-1978

**FIELD GOALS**

- 21, Bill Walton, UCLA vs. Memphis, 3-26-1973  
 18, Jack Givens, Kentucky vs. Duke, 3-27-1978  
 15, Lew Alcindor, UCLA vs. North Carolina, 3-23-1968  
 15, Lew Alcindor, UCLA vs. Purdue, 3-22-1969  
 13, four tied (most recent: Danny Manning, Kansas vs. Oklahoma, 4-4-1988)

**FIELD GOALS ATTEMPTED**

- 36, Rick Mount, Purdue vs. UCLA, 3-22-1969  
 32, Elgin Baylor, Seattle vs. Kentucky, 3-22-1958  
 30, Kevin Grevey, Kentucky vs. UCLA, 3-31-1975  
 29, Bill Spivey, Kentucky vs. Kansas St., 3-27-1951  
 29, Artis Gilmore, Jacksonville vs. UCLA, 3-21-1970

**FIELD-GOAL PERCENTAGE (Minimum 10 FGM)**

- 95.5% (21-22), Bill Walton, UCLA vs. Memphis, 3-26-1973  
 90.0% (10-11), Sean May, North Carolina vs. Illinois, 4-4-2005  
 83.3% (10-12), Udonis Haslem, Florida vs. Michigan St., 4-3-2000  
 76.5% (13-17), James Worthy, North Carolina vs. Georgetown, 3-29-1982  
 75.0% (15-20), Lew Alcindor, UCLA vs. Purdue, 3-22-1969  
 75.0% (12-16), Anderson Hunt, UNLV vs. Duke, 4-2-1990

**THREE-POINT FIELD GOALS**

- 7, Steve Alford, Indiana vs. Syracuse, 3-30-1987  
 7, Dave Sieger, Oklahoma vs. Kansas, 4-4-1988  
 7, Tony Delk, Kentucky vs. Syracuse, 4-1-1996  
 6, Gerry McNamara, Syracuse vs. Kansas, 4-7-2003  
 5, five tied (most recent: Luther Head, Illinois vs. North Carolina, 4-4-2005)

**THREE-POINT FIELD GOALS ATTEMPTED**

- 16, Luther Head, Illinois vs. North Carolina, 4-4-2005  
 13, Dave Sieger, Oklahoma vs. Kansas, 4-4-1988  
 12, Glen Rice, Michigan vs. Seton Hall, 4-3-1989 (ot)  
 12, John Morton, Seton Hall vs. Michigan, 4-3-1989 (ot)  
 12, Tony Delk, Kentucky vs. Syracuse, 4-1-1996  
 12, Scott Padgett, Kentucky vs. Arizona, 3-31-1997 (ot)  
 12, Kirk Hinrich, Kansas vs. Syracuse, 4-7-2003

**THREE-POINT FIELD-GOAL PERCENTAGE (Minimum Five 3FGM)**

- 71.4% (5-7), Donald Williams, North Carolina vs. Michigan, 4-5-1993  
 70.0% (7-10), Steve Alford, Indiana vs. Syracuse, 3-30-1987  
 60.0% (6-10), Gerry McNamara, Syracuse vs. Kansas, 4-7-2003

- 58.3% (7-12), Tony Delk, Kentucky vs. Syracuse, 4-1-1996  
 55.6% (5-9), Mike Dunleavy, Duke vs. Arizona, 4-2-2001

**FREE THROWS MADE**

- 18, Gail Goodrich, UCLA vs. Michigan, 3-20-1965  
 15, Ty Lawson, North Carolina vs. Michigan St., 4-6-2009  
 14, Miles Simon, Arizona vs. Kentucky, 3-31-1997 (ot)  
 12, Vern Hatten, Kentucky vs. Seattle, 3-22-1958  
 12, Christian Laettner, Duke vs. Kansas, 4-1-1991

**FREE THROWS ATTEMPTED**

- 20, Gail Goodrich, UCLA vs. Michigan, 3-20-1965  
 18, Ty Lawson, North Carolina vs. Michigan St., 4-6-2009  
 17, Bob Carney, Bradley vs. La Salle, 3-20-1954  
 17, Miles Simon, Arizona vs. Kentucky, 3-31-1997 (ot)  
 16, Wilt Chamberlain, Kansas vs. North Carolina, 3-23-1957 (3 ot)

**FREE-THROW PERCENTAGE (Minimum 10 FTM)**

- 100% (12-12), Christian Laettner, Duke vs. Kansas, 4-1-1991  
 91.7% (11-12), Dick Estergard, Bradley vs. La Salle, 3-20-1954  
 90.0% (18-20), Gail Goodrich, UCLA vs. Michigan, 3-20-1965  
 84.6% (11-13), Larry Finch, Memphis vs. UCLA, 3-26-1973  
 83.3% (10-12), three tied (most recent: Eugene Banks, Duke vs. Kentucky, 3-27-1978)

**REBOUNDS**

- 27, Bill Russell, San Francisco vs. Iowa, 3-23-1956  
 21, Bill Spivey, Kentucky vs. Kansas St., 3-27-1951  
 21, Nick Collison, Kansas vs. Syracuse, 4-7-2003  
 20, Lew Alcindor, UCLA vs. Purdue, 3-22-1969  
 20, Bill Walton, UCLA vs. Florida St., 3-25-1972

**ASSISTS**

- 11, Rumeal Robinson, Michigan vs. Seton Hall, 4-3-1989 (ot)  
 9, Alvin Franklin, Houston vs. Georgetown, 4-2-1984  
 9, Michael Jackson, Georgetown vs. Villanova, 4-1-1985  
 9, Bobby Hurley, Duke vs. Kansas, 4-1-1991  
 8, Cameron Dollar, UCLA vs. Arkansas, 4-3-1995  
 8, Taurean Green, Florida vs. UCLA, 4-3-2006  
 8, Derrick Rose, Memphis vs. Kansas, 4-7-2008 (ot)

**BLOCKED SHOTS**

- 6, Joakim Noah, Florida vs. UCLA, 4-3-2006  
 4, Loren Woods, Arizona vs. Duke, 4-2-2001  
 4, Greg Oden, Ohio St. vs. Florida, 4-2-2007  
 3, 12 tied (most recent: two in 2003)




Photo from Rich Clarkson/NCAA Photos

*In Purdue's only appearance in the NCAA championship game, Rick Mount set the title game record for field goals attempted as he gave flight to 36 shots in 1969. Mount made 12 of those shots and scored 28 points in a losing effort to UCLA.*



**STEALS**

- 8, Ty Lawson, North Carolina vs. Michigan St., 4-6-2009  
 7, Tommy Amaker, Duke vs. Louisville, 3-31-1986  
 7, Mookie Blaylock, Oklahoma vs. Kansas, 4-4-1988  
 5, Danny Manning, Kansas vs. Oklahoma, 4-4-1988  
 5, Greg Anthony, UNLV vs. Duke, 4-2-1990  
 5, Juan Dixon, Maryland vs. Indiana, 4-1-2002

**Team Records****POINTS**

- 103, UNLV vs. Duke (73), 4-2-1990  
 98, UCLA vs. Duke (83), 3-21-1964  
 94, Kentucky vs. Duke (88), 3-27-1978  
 92, La Salle vs. Bradley (76), 3-20-1954  
 92, UCLA vs. Purdue (72), 3-22-1969  
 92, UCLA vs. Kentucky (85), 3-31-1975

**FEWEST POINTS**

- 33, Ohio St. vs. Oregon (46), 3-27-1939  
 34, Washington St. vs. Wisconsin (39), 3-29-1941  
 34, Georgetown vs. Wyoming (46), 3-30-1943  
 36, Oklahoma St. vs. Kentucky (46), 3-26-1949  
 38, Dartmouth vs. Stanford (53), 3-28-1942

**WINNING MARGIN**

- 30, UNLV (103) vs. Duke (73), 4-2-1990  
 23, UCLA (78) vs. North Carolina (55), 3-23-1968  
 21, UCLA (87) vs. Memphis (66), 3-26-1973  
 20, Ohio St. (75) vs. California (55), 3-19-1960  
 20, UCLA (92) vs. Purdue (72), 3-22-1969  
 20, Duke (71) vs. \*Michigan (51), 4-6-1992

**SMALLEST WINNING MARGIN**

- 1, Indiana (69) vs. Kansas (68), 3-18-1953  
 1, North Carolina (54) vs. Kansas (53), 3-23-1957 (3 ot)  
 1, California (71) vs. West Virginia (70), 3-21-1959  
 1, North Carolina (63) vs. Georgetown (62), 3-29-1982  
 1, Indiana (74) vs. Syracuse (73), 3-30-1987  
 1, Michigan (80) vs. Seton Hall (79), 4-3-1989 (ot)

**POINTS BY LOSING TEAM**

- 88, Duke vs. Kentucky (94), 3-27-1978  
 85, Kentucky vs. UCLA (92), 3-31-1975  
 83, Duke vs. UCLA (98), 3-21-1964  
 80, Michigan vs. UCLA (91), 3-20-1965  
 79, Oklahoma vs. Kansas (83), 4-4-1988  
 79, Seton Hall vs. Michigan (80), 4-3-1989 (ot)  
 79, Kentucky vs. Arizona (84), 3-31-1997 (ot)

**FIELD GOALS**

- 41, UNLV vs. Duke, 4-2-1990  
 40, UCLA vs. Memphis, 3-26-1973  
 39, Kentucky vs. Duke, 3-27-1978  
 38, UCLA vs. Kentucky, 3-31-1975  
 37, La Salle vs. Bradley, 3-20-1954

**FEWEST FIELD GOALS**

- 9, Oklahoma St. vs. Kentucky, 3-26-1949  
 13, North Carolina vs. Oklahoma St., 3-26-1946  
 14, Ohio St. vs. Oregon, 3-27-1939  
 14, Washington St. vs. Wisconsin, 3-29-1941  
 14, Georgetown vs. Wyoming, 3-30-1943

**FIELD GOALS ATTEMPTED**

- 92, Purdue vs. UCLA, 3-22-1969  
 87, San Francisco vs. Iowa, 3-23-1956  
 86, Kentucky vs. UCLA, 3-31-1975  
 84, Loyola (IL) vs. Cincinnati, 3-23-1963 (ot)  
 80, Kansas St. vs. Kentucky, 3-27-1951  
 80, Jacksonville vs. UCLA, 3-21-1970

**FEWEST FIELD GOALS ATTEMPTED**

- 28, Villanova vs. Georgetown, 4-1-1985  
 41, Duke vs. Kansas, 4-1-1991  
 43, Michigan St. vs. Indiana St., 3-26-1979  
 45, North Carolina vs. Kansas, 3-23-1957 (3 ot)  
 45, Cincinnati vs. Loyola (IL), 3-23-1963

**FIELD-GOAL PERCENTAGE**

- 78.6% (22-28), Villanova vs. Georgetown, 4-1-1985  
 67.4% (31-46), Ohio St. vs. California, 3-19-1960  
 64.5% (40-62), UCLA vs. Memphis, 3-26-1973  
 63.6% (35-55), Kansas vs. Oklahoma, 4-4-1988  
 61.2% (41-67), UNLV vs. Duke, 4-2-1990

**LOWEST FIELD-GOAL PERCENTAGE**

- 21.5% (14-65), Washington St. vs. Wisconsin, 3-29-1941  
 23.4% (15-64), Baylor vs. Kentucky, 3-23-1948  
 25.4% (16-63), Wisconsin vs. Washington St., 3-29-1941  
 27.4% (23-84), Loyola (IL) vs. Cincinnati, 3-23-1963 (ot)  
 28.8% (23-80), Kansas St. vs. Kentucky, 3-27-1951

**THREE-POINT FIELD GOALS**

- 12, Kentucky vs. Syracuse, 4-1-1996  
 12, Illinois vs. North Carolina, 4-4-2005  
 11, Michigan St. vs. Florida, 4-3-2000  
 11, Syracuse vs. Kansas, 4-7-2003  
 10, Oklahoma vs. Kansas, 4-4-1988  
 10, Arkansas vs. UCLA, 4-3-1995  
 10, Kentucky vs. Arizona, 3-31-1997 (ot)  
 10, Indiana vs. Maryland, 4-1-2002  
 10, Florida vs. Ohio St., 4-2-2007

**FEWEST THREE-POINT FIELD GOALS**

- 1, Duke vs. UNLV, 4-2-1990  
 1, \*Michigan vs. Duke, 4-6-1992  
 2, UCLA vs. Arkansas, 4-3-1995  
 2, Maryland vs. Indiana, 4-1-2002  
 3, Connecticut vs. Duke, 3-29-1999  
 3, UCLA vs. Florida, 4-3-2006  
 3, Kansas vs. Memphis, 4-7-2008 (ot)

**THREE-POINT FIELD GOALS ATTEMPTED**

- 40, Illinois vs. North Carolina, 4-4-2005  
 30, Kentucky vs. Arizona, 3-31-1997 (ot)  
 28, Arkansas vs. UCLA, 4-3-1995  
 27, Kentucky vs. Syracuse, 4-1-1996  
 27, Duke vs. Arizona, 4-2-2001

**FEWEST THREE-POINT FIELD GOALS ATTEMPTED**

- 6, Kansas vs. Oklahoma, 4-4-1988  
 7, UCLA vs. Arkansas, 4-3-1995  
 8, Connecticut vs. Duke, 3-29-1999  
 9, Duke vs. Michigan, 4-6-1992  
 9, Maryland vs. Indiana, 4-1-2002

**THREE-POINT FIELD-GOAL PERCENTAGE (Minimum Seven 3FGM)**

- 63.6% (7-11), Indiana vs. Syracuse, 3-30-1987  
 61.1% (11-18), Syracuse vs. Kansas, 4-7-2003  
 57.1% (8-14), UNLV vs. Duke, 4-2-1990  
 56.3% (9-16), North Carolina vs. Illinois, 4-4-2005  
 55.6% (10-18), Florida vs. Ohio St., 4-2-2007

**LOWEST THREE-POINT FIELD-GOAL PERCENTAGE (Minimum Five 3FGA)**

- 9.1% (1-11), Duke vs. UNLV, 4-2-1990  
 9.1% (1-11), \*Michigan vs. Duke, 4-6-1992  
 17.4% (4-23), Ohio St. vs. Florida, 4-2-2007  
 17.6% (3-17), UCLA vs. Florida, 4-3-2006  
 18.2% (4-22), Arizona vs. Duke, 4-2-2001

**FREE THROWS MADE**

- 34, Arizona vs. Kentucky, 3-31-1997 (ot)  
 32, Bradley vs. La Salle, 3-20-1954  
 30, Duke vs. Kentucky, 3-27-1978  
 28, UTEP vs. Kentucky, 3-19-1966  
 28, UCLA vs. Purdue, 3-22-1969  
 28, North Carolina vs. Michigan St., 4-6-2009

**FEWEST FREE THROWS MADE**

- 2, Dartmouth vs. Utah, 3-28-1944 (ot)  
 2, Indiana vs. Maryland, 4-1-2002  
 4, Dartmouth vs. Stanford, 3-28-1942  
 4, Kansas vs. Duke, 4-1-1991  
 4, Illinois vs. North Carolina, 4-4-2005

**FREE THROWS ATTEMPTED**

- 44, Bradley vs. La Salle, 3-20-1954  
 41, UCLA vs. Purdue, 3-22-1969  
 41, Arizona vs. Kentucky, 3-31-1997 (ot)  
 40, North Carolina vs. Michigan St., 4-6-2009  
 39, Connecticut vs. Georgia Tech, 4-5-2004

**FEWEST FREE THROWS ATTEMPTED**

- 5, Dartmouth vs. Utah, 3-28-1944 (ot)  
 6, Dartmouth vs. Stanford, 3-28-1942  
 6, Illinois vs. North Carolina, 4-5-1993  
 7, \*Michigan vs. North Carolina, 4-5-1993  
 7, Indiana vs. Maryland, 4-1-2002

**FREE-THROW PERCENTAGE (Minimum 15 FTM)**

- 93.8% (15-16), Ohio St. vs. Cincinnati, 3-25-1961 (ot)

- 92.0% (23-25), Marquette vs. North Carolina, 3-28-1977  
 90.5% (19-21), Duke vs. Louisville, 3-31-1986  
 88.9% (16-18), \*UCLA vs. Louisville, 3-24-1988  
 88.2% (30-34), Duke vs. Kentucky, 3-27-1978  
 88.2% (15-17), Kentucky vs. Utah, 3-30-1998

**LOWEST FREE-THROW PERCENTAGE**

- 28.6% (2-7), Indiana vs. Maryland, 4-1-2002  
 33.3% (5-15), Oklahoma St. vs. New York U., 3-27-1945  
 40.0% (2-5), Dartmouth vs. Utah, 3-28-1944 (ot)  
 40.0% (12-30), Kansas vs. Syracuse, 4-7-2003  
 42.9% (6-14), Georgetown vs. Wyoming, 3-30-1943

**REBOUNDS**

- 61, UCLA vs. Purdue, 3-22-1969  
 60, San Francisco vs. Iowa, 3-23-1956  
 55, Kentucky vs. Seattle, 3-22-1958  
 55, UCLA vs. Kentucky, 3-31-1975  
 54, UCLA vs. Dayton, 3-25-1967

**FEWEST REBOUNDS**

- 17, Villanova vs. Georgetown, 4-1-1985  
 17, Georgetown vs. Villanova, 4-1-1985  
 21, Memphis vs. UCLA, 3-26-1973  
 22, Georgetown vs. North Carolina, 3-29-1982  
 24, Kentucky vs. Utah, 3-30-1998

**REBOUND MARGIN**

- 19, UCLA (40) vs. Memphis (21), 3-26-1973  
 19, UCLA (50) vs. Arkansas (31), 4-3-1995  
 16, Kansas (52) vs. Syracuse (36), 4-7-2003  
 15, Kentucky (45) vs. Kansas St. (30), 3-27-1951  
 15, Utah (39) vs. Kentucky (24), 3-30-1998

**ASSISTS**

- 24, UNLV vs. Duke, 4-2-1990  
 22, Kentucky vs. Syracuse, 4-1-1996  
 21, UCLA vs. Arkansas, 4-3-1995  
 21, Florida vs. UCLA, 4-3-2006  
 20, Houston vs. Georgetown, 4-2-1984  
 20, Indiana vs. Syracuse, 3-30-1987

**BLOCKED SHOTS**

- 10, Florida vs. UCLA, 4-3-2006  
 7, Louisville vs. Duke, 3-31-1986  
 7, Syracuse vs. Indiana, 3-30-1987  
 7, Duke vs. Arkansas, 4-4-1994  
 7, Kentucky vs. Arizona, 3-31-1997 (ot)  
 7, Arizona vs. Duke, 4-2-2001  
 7, Syracuse vs. Kansas, 4-7-2003

**STEALS**

- 16, UNLV vs. Duke, 4-2-1990  
 15, Arkansas vs. UCLA, 4-3-1995  
 13, Duke vs. Louisville, 3-31-1986  
 13, Oklahoma vs. Kansas, 4-4-1988  
 12, Maryland vs. Indiana, 4-1-2002

**PERSONAL FOULS**

- 35, St. John's (NY) vs. Kansas, 3-26-1952  
 32, Bradley vs. CCNY, 3-28-1950  
 30, Purdue vs. UCLA, 3-22-1969  
 29, Marquette vs. North Carolina St., 3-25-1974  
 29, Kentucky vs. Arizona, 3-31-1997 (ot)

**FEWEST PERSONAL FOULS**

- 5, Stanford vs. Dartmouth, 3-28-1942  
 6, Utah vs. Dartmouth, 3-28-1944 (ot)  
 7, Dartmouth vs. Stanford, 3-28-1942  
 8, Washington St. vs. Wisconsin, 3-29-1941  
 9, Oregon vs. Ohio St., 3-27-1939  
 9, UCLA vs. Villanova, 3-27-1971

**PLAYERS DISQUALIFIED**

- 4, Kentucky vs. Arizona, 3-31-1997 (ot)  
 3, Bradley vs. CCNY, 3-28-1950  
 3, Kentucky vs. Kansas St., 3-27-1951  
 3, Michigan vs. UCLA, 3-20-1965  
 3, Purdue vs. UCLA, 3-22-1969

**Team and Two-Team Scoring by Halves****POINTS IN A HALF, TEAM**

- 57, Indiana vs. Michigan, 3-29-1976 (2d)  
 56, UNLV vs. Duke, 4-2-1990 (2d)  
 55, North Carolina vs. Michigan St., 4-6-2009 (1st)

**POINTS IN A HALF, BOTH TEAMS**

100, Kansas (50) vs. Oklahoma (50), 4-4-1988 (1st)  
99, Duke (50) vs. Kentucky (49), 3-27-1978 (2d)  
95, Syracuse (53) vs. Kansas (42), 4-7-2003 (1st)

**POINTS AT HALFTIME, TEAM**

55, North Carolina vs. Michigan St. (34), 4-6-2009  
53, Syracuse vs. Kansas (42), 4-7-2003  
50, UCLA vs. Duke (38), 3-21-1964  
50, UCLA vs. Florida St. (39), 3-25-1972  
50, Kansas vs. Oklahoma (50), 4-4-1988  
50, Oklahoma vs. Kansas (50), 4-4-1988

**POINTS AT HALFTIME, BOTH TEAMS**

100, Kansas (50) vs. Oklahoma (50), 4-4-1988  
95, Syracuse (53) vs. Kansas (42), 4-7-2003  
89, North Carolina (55) vs. Michigan St. (34), 4-6-2009

**FEWEST POINTS IN A HALF, TEAM**

16, Ohio St. vs. Oregon, 3-27-1939 (1st)  
16, Dartmouth vs. Stanford, 3-28-1942 (2d)  
16, Georgetown vs. Wyoming, 3-30-1943 (1st)  
16, Oklahoma vs. Holy Cross, 3-25-1947 (2d)  
16, Baylor vs. Kentucky, 3-25-1948 (1st)  
16, Oklahoma St. vs. Kentucky, 3-26-1949 (2d)

**FEWEST POINTS IN A HALF, BOTH TEAMS**

34, Wyoming (18) vs. Georgetown (16), 3-30-1943 (1st)  
35, Wisconsin (18) vs. Washington St. (17), 3-29-1941 (2d)  
35, Dartmouth (18) vs. Utah (17), 3-28-1944 (1st)

**FEWEST POINTS AT HALFTIME, TEAM**

16, Ohio St. vs. Oregon (21), 3-27-1939  
16, Georgetown vs. Wyoming (18), 3-30-1943  
16, Baylor vs. Kentucky (29), 3-25-1948

**FEWEST POINTS AT HALFTIME, BOTH TEAMS**

34, Wyoming (18) vs. Georgetown (16), 3-30-1943  
35, Dartmouth (18) vs. Utah (17), 3-28-1944  
37, Oregon (21) vs. Ohio St. (16), 3-27-1939

**HALFTIME LEAD**

21, North Carolina (55) vs. Michigan St. (34), 4-6-2009  
18, Ohio St. (37) vs. California (19), 3-19-1960  
18, UCLA (38) vs. Dayton (20), 3-25-1967

**HALFTIME DEFICIT OVERCOME**

10, Kentucky vs. Utah, H: 31-41, F: 78-69, 3-30-1998  
8, Loyola (IL) vs. Cincinnati, H: 21-29, F: 60-58 (ot), 3-23-1963  
6, Indiana vs. Michigan, H: 29-35, F: 86-68, 3-29-1976

**Overtime Games****OVERTIME PERIODS**

3, North Carolina (54) vs. Kansas (53), 3-23-1957  
1, Utah (42) vs. Dartmouth (40), 3-28-1944  
1, Cincinnati (70) vs. Ohio St. (65), 3-25-1961  
1, Loyola (IL) (60) vs. Cincinnati (58), 3-23-1963  
1, Michigan (80) vs. Seton Hall (79), 4-3-1989  
1, Arizona (84) vs. Kentucky (79), 3-31-1997  
1, Kansas (75) vs. Memphis (68), 4-7-2008

**Two-Team Records****POINTS**

182, Kentucky (94) vs. Duke (88), 3-27-1978  
181, UCLA (98) vs. Duke (83), 3-21-1964  
177, UCLA (92) vs. Kentucky (85), 3-31-1975  
176, UNLV (103) vs. Duke (73), 4-2-1990  
171, UCLA (91) vs. Michigan (80), 3-20-1965

**FEWEST POINTS**

73, Washington St. (34) vs. Wisconsin (39), 3-29-1941  
79, Ohio St. (33) vs. Oregon (46), 3-27-1939  
80, Georgetown (34) vs. Wyoming (46), 3-30-1943  
82, Dartmouth (40) vs. Utah (42), 3-28-1944 (ot)  
82, Oklahoma St. (36) vs. Kentucky (46), 3-26-1949

**FIELD GOALS**

71, UCLA (38) vs. Kentucky (33), 3-31-1975  
68, UCLA (36) vs. Duke (32), 3-21-1964  
68, Kentucky (39) vs. Duke (29), 3-27-1978  
67, UCLA (36) vs. Florida St. (31), 3-25-1972  
67, UNLV (41) vs. Duke (26), 4-2-1990

**FIELD GOALS ATTEMPTED**

167, San Francisco (87) vs. Iowa (80), 3-23-1956  
164, Kentucky (86) vs. UCLA (78), 3-31-1975  
151, San Francisco (83) vs. La Salle (68), 3-19-1955  
150, Purdue (92) vs. UCLA (58), 3-22-1969  
149, Kansas St. (80) vs. Kentucky (69), 3-27-1951

**THREE-POINT FIELD GOALS**

21, Illinois (12) vs. North Carolina (9), 4-4-2005  
18, Kentucky (12) vs. Syracuse (6), 4-1-1996  
17, Michigan St. (11) vs. Florida (6), 4-3-2000  
16, Kentucky (10) vs. Arizona (6), 3-31-1997 (ot)  
15, Syracuse (11) vs. Kansas (4), 4-7-2003

**THREE-POINT FIELD GOALS ATTEMPTED**

56, Illinois (40) vs. North Carolina (16), 4-4-2005  
49, Duke (27) vs. Arizona (22), 4-2-2001  
43, Kentucky (30) vs. Arizona (13), 3-31-1997 (ot)  
42, Kentucky (27) vs. Syracuse (15), 4-1-1996  
41, Ohio St. (23) vs. Florida (18), 4-2-2007

**FREE THROWS MADE**

50, Bradley (32) vs. La Salle (18), 3-20-1954

49, North Carolina (28) vs. Michigan St. (21), 4-6-2009  
46, Kentucky (24) vs. Seattle (22), 3-22-1958  
46, UCLA (28) vs. Purdue (18), 3-22-1969  
46, Duke (30) vs. Kentucky (16), 3-27-1978

**FREE THROWS ATTEMPTED**

69, North Carolina (40) vs. Michigan St. (29), 4-6-2009  
68, Bradley (44) vs. La Salle (24), 3-20-1954  
66, Kentucky (36) vs. Seattle (30), 3-22-1958  
65, UCLA (41) vs. Purdue (24), 3-22-1969  
62, Kansas (35) vs. St. John's (NY) (27), 3-26-1952

**REBOUNDS**

109, UCLA (61) vs. Purdue (48), 3-22-1969  
108, San Francisco (60) vs. Iowa (48), 3-23-1956  
105, UCLA (54) vs. Dayton (51), 3-25-1967  
104, UCLA (55) vs. Kentucky (49), 3-31-1975  
101, Kentucky (55) vs. Seattle (46), 3-22-1958

**ASSISTS**

39, Houston (20) vs. Georgetown (19), 4-2-1984  
36, Oklahoma (19) vs. Kansas (17), 4-4-1988  
36, UCLA (21) vs. Arkansas (15), 4-3-1995  
35, UNLV (24) vs. Duke (11), 4-2-1990  
34, Indiana (20) vs. Syracuse (14), 3-30-1987  
34, Kentucky (22) vs. Syracuse (12), 4-1-1996

**BLOCKED SHOTS**

12, Arizona (7) vs. Duke (5), 4-2-2001  
11, Syracuse (7) vs. Kansas (4), 4-7-2003  
11, Florida (10) vs. UCLA (1), 4-3-2006  
10, Syracuse (7) vs. Indiana (3), 3-30-1987  
10, Duke (7) vs. Arkansas (3), 4-4-1994  
10, Connecticut (6) vs. Duke (4), 3-29-1999

**STEALS**

26, Arkansas (15) vs. UCLA (11), 4-3-1995  
24, Oklahoma (13) vs. Kansas (11), 4-4-1988  
22, Maryland (12) vs. Indiana (10), 4-1-2002  
22, Kansas (11) vs. Memphis (11), 4-7-2008 (ot)  
21, UNLV (16) vs. Duke (5), 4-2-1990

**PERSONAL FOULS**

60, St. John's (NY) (35) vs. Kansas (25), 3-26-1952  
57, Oklahoma St. (36) vs. Kentucky (21), 3-26-1949  
50, Michigan St. (28) vs. North Carolina (22), 4-6-2009  
49, Bradley (32) vs. CCNY (17), 3-28-1950  
49, UCLA (25) vs. Duke (24), 3-21-1964  
49, Purdue (30) vs. UCLA (19), 3-22-1969

**PLAYERS DISQUALIFIED**

5, Kentucky (4) vs. Arizona (1), 3-31-1997 (ot)  
4, Bradley (3) vs. CCNY (1), 3-28-1950  
4, Kentucky (3) vs. Kansas St. (1), 3-27-1951  
3, eight tied (most recent: Kansas [2] vs. Syracuse [1], 4-7-2003)

**Semifinal Game Records**

Record later vacated is indicated by (\*).

**Individual Records****POINTS**

39, Al Wood, North Carolina vs. Virginia, 3-28-1981  
38, Jerry West, West Virginia vs. Louisville, 3-20-1959  
38, Jerry Chambers, Utah vs. UTEP, 3-18-1966  
38, Freddie Banks, UNLV vs. Indiana, 3-28-1987  
36, four tied (most recent: Rick Mount, Purdue vs. North Carolina, 3-20-1969)

**POINTS BY A FRESHMAN**

33, Carmelo Anthony, Syracuse vs. Texas, 4-5-2003  
31, Mike O'Koren, North Carolina vs. UNLV, 3-26-1977  
25, Derrick Rose, Memphis vs. UCLA, 4-5-2008  
24, Jack Givens, Kentucky vs. Syracuse, 3-29-1975  
22, Eugene Banks, Duke vs. Notre Dame, 3-25-1978

**FIELD GOALS**

16, Don May, Dayton vs. North Carolina, 3-24-1967  
16, Larry Bird, Indiana St. vs. DePaul, 3-24-1979  
15, Ernie DiGregorio, Providence vs. Memphis, 3-24-1973  
15, Hal Lear, Temple vs. Iowa, 3-22-1956  
14, eight tied (most recent: Armon Gilliam, UNLV vs. Indiana, 3-28-1987)

**FIELD GOALS ATTEMPTED**

42, Lennie Rosenbluth, North Carolina vs. Michigan St., 3-22-1957 (3 ot)  
36, Ernie DiGregorio, Providence vs. Memphis, 3-24-1973  
33, \*Jerry Dunn, Western Ky. vs. Villanova, 3-25-1971 (2 ot)  
31, Billy McGill, Utah vs. Cincinnati, 3-24-1961  
31, Jerry Chambers, Utah vs. UTEP, 3-18-1966  
31, Elvin Hayes, Houston vs. UCLA, 3-24-1967

**FIELD-GOAL PERCENTAGE****(Minimum 10 FGM)**

90.9% (10-11), Jerry Lucas, Ohio St. vs. St. Joseph's, 3-24-1961  
90.9% (10-11), Billy Thompson, Louisville vs. LSU, 3-29-1986  
84.6% (11-13), Bill Walton, UCLA vs. Louisville, 3-23-1972  
84.2% (16-19), Larry Bird, Indiana St. vs. DePaul, 3-24-1979  
83.3% (10-12), Sidney Wicks, UCLA vs. New Mexico St., 3-19-1970

**THREE-POINT FIELD GOALS**

10, Freddie Banks, UNLV vs. Indiana, 3-28-1987  
7, Dennis Scott, Georgia Tech vs. UNLV, 3-31-1990  
6, Bobby Hurlley, Duke vs. Indiana, 4-4-1992  
6, Darryl Wilson, Mississippi St. vs. Syracuse, 3-30-1996  
6, Mike Bibby, Arizona vs. North Carolina, 3-29-1997  
6, Lee Humphrey, Florida vs. George Mason, 4-1-2006



**THREE-POINT FIELD GOALS ATTEMPTED**

- 19, Freddie Banks, UNLV vs. Indiana, 3-28-1987  
 14, Dennis Scott, Georgia Tech vs. UNLV, 3-31-1990  
 13, Damon Stoudamire, Arizona vs. Arkansas, 4-2-1994  
 13, Darryl Wilson, Mississippi St. vs. Syracuse, 3-30-1996  
 13, Jeff Boschee, Kansas vs. Maryland, 3-30-2002

**THREE-POINT FIELD-GOAL PERCENTAGE (Minimum Five 3FGM)**

- 71.4% (5-7), Adonis Jordan, Kansas vs. North Carolina, 4-3-1993  
 71.4% (5-7), Donald Williams, North Carolina vs. Kansas, 4-3-1993  
 66.7% (6-9), Bobby Hurley, Duke vs. Indiana, 4-4-1992  
 62.5% (5-8), Arthur Lee, Stanford vs. Kentucky, 3-28-1998 (ot)  
 55.6% (5-9), Anderson Hunt, UNLV vs. Georgia Tech, 3-31-1990  
 55.6% (5-9), Rex Walters, Kansas vs. North Carolina, 4-3-1993  
 55.6% (5-9), Brandon Mouton, Texas vs. Syracuse, 4-5-2003  
 55.6% (5-9), Marvin Lewis, Georgia Tech vs. Oklahoma St., 4-3-2004  
 55.6% (5-9), Jonathan Wallace, Georgetown vs. Ohio St., 3-31-2007

**FREE THROWS MADE**

- 14, Jerry West, West Virginia vs. Louisville, 3-20-1959  
 13, Don Schlundt, Indiana vs. LSU, 3-17-1953  
 12, Jim Spanarkel, Duke vs. Notre Dame, 3-25-1978  
 12, Paul Hogue, Cincinnati vs. UCLA, 3-23-1962  
 11, six tied (most recent: Derrick Rose, Memphis vs. UCLA, 4-5-2008)

**FREE THROWS ATTEMPTED**

- 20, Jerry West, West Virginia vs. Louisville, 3-20-1959  
 18, Bob Pettit, LSU vs. Indiana, 3-17-1953  
 17, Don Schlundt, Indiana vs. LSU, 3-17-1953  
 17, Paul Hogue, Cincinnati vs. UCLA, 3-23-1962  
 17, Ty Lawson, North Carolina vs. Villanova, 4-4-2009

**FREE-THROW PERCENTAGE (Minimum 10 FTM)**

- 100% (12-12), Jim Spanarkel, Duke vs. Notre Dame, 3-25-1978  
 100% (10-10), Ron King, Florida St. vs. North Carolina, 3-23-1972  
 100% (10-10), Maurice Ager, Michigan St. vs. North Carolina, 4-2-2005  
 91.7% (11-12), Bill Walton, UCLA vs. Louisville, 3-23-1972  
 91.7% (11-12), Magic Johnson, Michigan St. vs. Penn, 3-24-1979  
 91.7% (11-12), Derrick Rose, Memphis vs. UCLA, 4-5-2008

**REBOUNDS**

- 24, Elvin Hayes, Houston vs. UCLA, 3-24-1967  
 23, Bill Russell, San Francisco vs. SMU, 3-22-1956  
 22, Elgin Baylor, Seattle vs. Kansas St., 3-21-1958  
 22, Tom Sanders, New York U. vs. Ohio St., 3-18-1960  
 22, Larry Kenon, Memphis vs. Providence, 3-24-1973  
 22, Akeem Olajuwon, Houston vs. Louisville, 4-2-1983

**ASSISTS**

- 18, Mark Wade, UNLV vs. Indiana, 3-28-1987  
 13, T.J. Ford, Texas vs. Syracuse, 4-5-2003  
 12, Rumeal Robinson, Michigan vs. Illinois, 4-1-1989  
 12, \*Edgar Padilla, Massachusetts vs. Kentucky, 3-30-1996  
 11, Michael Jackson, Georgetown vs. St. John's (NY), 3-30-1985  
 11, Milt Wagner, Louisville vs. LSU, 3-29-1986  
 11, Steve Blake, Maryland vs. Kansas, 3-30-2002

**BLOCKED SHOTS**

- 6, Danny Manning, Kansas vs. Duke, 4-2-1988  
 6, \*Marcus Camby, Massachusetts vs. Kentucky, 3-30-1996  
 4, nine tied (most recent: Darrell Arthur, Kansas vs. North Carolina, 4-5-2008)

**STEALS**

- 6, Gilbert Arenas, Arizona vs. Michigan St., 3-31-2001  
 5, Anthony Epps, Kentucky vs. Minnesota, 3-29-1997

- 5, Wayne Turner, Kentucky vs. Minnesota, 3-29-1997  
 5, Raymar Morgan, Michigan St. vs. Connecticut, 4-4-2009  
 4, 15 tied (most recent: Tyler Hansbrough, North Carolina vs. Villanova, 4-4-2009)

**TRIPLE-DOUBLES**

- Oscar Robertson, Cincinnati vs. California, 3-18-1960: 18 pts., 10 rebs. & 10 asts.  
 Magic Johnson, Michigan St. vs. Penn, 3-24-1979: 29 pts., 10 rebs. & 10 asts.

**Team Records****POINTS**

- 108, UCLA vs. Wichita St. (89), 3-19-1965  
 101, UCLA vs. Houston (69), 3-22-1968  
 101, Michigan St. vs. Penn (67), 3-24-1979  
 98, Memphis vs. Providence (85), 3-24-1973  
 97, Indiana vs. UNLV (93), 3-28-1987  
 97, Duke vs. Arkansas (83), 3-31-1990  
 97, Maryland vs. Kansas (88), 3-30-2002

**FEWEST POINTS**

- 28, Kentucky vs. Dartmouth (47), 3-21-1942  
 30, Duquesne vs. Indiana (39), 3-21-1940  
 30, Pittsburgh vs. Wisconsin (36), 3-22-1941  
 30, Oregon St. vs. Oklahoma St. (55), 3-19-1949  
 31, Iowa St. vs. Utah (40), 3-25-1944

**WINNING MARGIN**

- 34, Cincinnati (80) vs. Oregon St. (46), 3-22-1963  
 34, Michigan St. (101) vs. Penn (67), 3-24-1979  
 33, Kansas (94) vs. Marquette (61), 4-5-2003  
 32, UCLA (101) vs. Houston (69), 3-22-1968  
 29, Kentucky (76) vs. Illinois (47), 3-22-1949

**SMALLEST WINNING MARGIN**

- 1, Kansas (43) vs. Southern California (42), 3-21-1940  
 1, Oklahoma (55) vs. Texas (54), 3-22-1947  
 1, Kentucky (61) vs. Temple (60), 3-21-1958  
 1, UCLA (75) vs. Louisville (74), 3-29-1975 (ot)  
 1, North Carolina (84) vs. UNLV (83), 3-26-1977  
 1, Kentucky (86) vs. Stanford (85), 3-28-1998 (ot)  
 1, Connecticut (79) vs. Duke (78), 4-3-2004

**POINTS BY LOSING TEAM**

- 93, UNLV vs. Indiana (97), 3-28-1987  
 89, Wichita St. vs. UCLA (108), 3-19-1965  
 89, \*Western Ky. vs. Villanova (92), 3-25-1971 (2 ot)  
 88, Kansas vs. Maryland (97), 3-30-2002  
 86, Notre Dame vs. Duke (90), 3-25-1978

**DEFICIT OVERCOME TO WIN**

- 22, Duke vs. Maryland, 17-39 with 6:55 left in 1st half, F: 94-84, 3-31-2001

**FIELD GOALS**

- 44, UCLA vs. Wichita St., 3-19-1965  
 43, UCLA vs. Houston, 3-22-1968  
 41, Memphis vs. Providence, 3-24-1973  
 41, UNLV vs. North Carolina, 3-26-1977  
 41, Houston vs. Louisville, 4-2-1983

**FEWEST FIELD GOALS**

- 10, Wisconsin vs. Pittsburgh, 3-22-1941  
 10, Kentucky vs. Dartmouth, 3-21-1942  
 11, Duquesne vs. Indiana, 3-21-1940  
 11, Oregon St. vs. Oklahoma St., 3-19-1949  
 12, Pittsburgh vs. Wisconsin, 3-22-1941

**FIELD GOALS ATTEMPTED**

- 105, \*Western Ky. vs. Villanova, 3-25-1971 (2 ot)  
 91, Kentucky vs. Illinois, 3-24-1951  
 89, North Carolina vs. Michigan St., 3-22-1957 (3 ot)  
 89, UCLA vs. Wichita St., 3-19-1965  
 88, Temple vs. Iowa, 3-22-1956

**FEWEST FIELD GOALS ATTEMPTED**

- 38, Villanova vs. Memphis, 3-30-1985  
 41, Georgetown vs. Louisville, 3-27-1982  
 42, Houston vs. Virginia, 3-31-1984 (ot)  
 42, St. John's (NY) vs. Georgetown, 3-30-1985  
 43, San Francisco vs. Colorado, 3-18-1955  
 43, Charlotte vs. Marquette, 3-26-1977  
 43, Wisconsin vs. Michigan St., 4-1-2000

**FIELD-GOAL PERCENTAGE**

- 63.3% (38-60), Ohio St. vs. St. Joseph's, 3-24-1961  
 63.3% (38-60), Michigan St. vs. Penn, 3-24-1979

- 62.5% (35-56), Indiana St. vs. DePaul, 3-24-1979  
 61.7% (37-60), Indiana vs. UNLV, 3-28-1987  
 59.6% (34-57), Kansas vs. San Francisco, 3-22-1957

**LOWEST FIELD-GOAL PERCENTAGE**

- 23.2% (13-56), Indiana vs. Duquesne, 3-23-1940  
 23.4% (11-47), Duquesne vs. Indiana, 3-23-1940  
 24.5% (13-53), Kentucky vs. Georgetown, 3-31-1984  
 28.2% (22-78), Houston vs. UCLA, 3-22-1968  
 28.4% (21-74), New York U. vs. Ohio St., 3-18-1960

**THREE-POINT FIELD GOALS**

- 13, UNLV vs. Indiana, 3-28-1987  
 12, Arkansas vs. North Carolina, 4-1-1995  
 12, Illinois vs. Louisville, 4-2-2005  
 12, Florida vs. George Mason, 4-1-2006  
 11, Kansas vs. North Carolina, 4-3-1993  
 11, Mississippi St. vs. Syracuse, 3-30-1996  
 11, Arizona vs. North Carolina, 3-29-1997  
 11, Stanford vs. Kentucky, 3-28-1998 (ot)  
 11, North Carolina vs. Villanova, 4-4-2009

**FEWEST THREE-POINT FIELD GOALS**

- 0, \*Michigan vs. Kentucky, 4-3-1993 (ot)  
 0, LSU vs. UCLA, 4-1-2006  
 1, Connecticut vs. Ohio St., 3-27-1999  
 2, Indiana vs. UNLV, 3-28-1987  
 2, Kansas vs. Duke, 4-2-1988  
 2, Illinois vs. Michigan, 4-1-1989  
 2, UCLA vs. Oklahoma St., 4-1-1995  
 2, Michigan St. vs. Wisconsin, 4-1-2000  
 2, Michigan St. vs. Arizona, 3-31-2001  
 2, Oklahoma vs. Indiana, 3-30-2002  
 2, George Mason vs. Florida, 4-1-2006  
 2, Connecticut vs. Michigan St., 4-4-2009

**THREE-POINT FIELD GOALS ATTEMPTED**

- 35, UNLV vs. Indiana, 3-28-1987  
 34, Arkansas vs. North Carolina, 4-1-1995  
 32, Arizona vs. Arkansas, 4-2-1994  
 30, Illinois vs. Louisville, 4-2-2005  
 29, Arizona vs. North Carolina, 3-29-1997

**FEWEST THREE-POINT FIELD GOALS ATTEMPTED**

- 4, Indiana vs. UNLV, 3-28-1987  
 4, Kansas vs. Duke, 4-2-1988  
 4, \*Michigan vs. Kentucky, 4-3-1993 (ot)  
 6, Connecticut vs. Ohio St., 3-27-1999  
 6, LSU vs. UCLA, 4-1-2006  
 6, Connecticut vs. Michigan St., 4-4-2009

**THREE-POINT FIELD-GOAL PERCENTAGE (Minimum Seven 3FGM)**

- 66.7% (10-15), UNLV vs. Georgia Tech, 3-31-1990  
 63.6% (7-11), Duke vs. Indiana, 4-4-1992  
 61.5% (8-13), Indiana vs. Oklahoma, 3-30-2002  
 55.0% (11-20), Kansas vs. North Carolina, 4-3-1993  
 53.8% (7-13), Syracuse vs. Texas, 4-5-2003

**LOWEST THREE-POINT FIELD-GOAL PERCENTAGE (Minimum Five 3FGA)**

- 0.0% (0-6), LSU vs. UCLA, 4-1-2006  
 11.1% (2-18), Oklahoma vs. Indiana, 3-30-2002  
 13.0% (3-23), North Carolina vs. Utah, 3-28-1998  
 14.3% (2-14), Michigan St. vs. Wisconsin, 4-1-2000  
 14.3% (2-14), Michigan St. vs. Arizona, 3-31-2001

**FREE THROWS MADE**

- 37, Jacksonville vs. St. Bonaventure, 3-19-1970  
 32, Duke vs. Notre Dame, 3-25-1978  
 30, Indiana vs. LSU, 3-17-1953  
 29, UCLA vs. Drake, 3-20-1969  
 29, Florida St. vs. North Carolina, 3-23-1972

**FEWEST FREE THROWS MADE**

- 1, UNLV vs. North Carolina, 3-26-1977  
 2, DePaul vs. Indiana St., 3-24-1979  
 2, North Carolina vs. Utah, 3-28-1998  
 3, Indiana vs. UCLA, 3-24-1973  
 3, Georgetown vs. Ohio St., 3-31-2007

**FREE THROWS ATTEMPTED**

- 45, Jacksonville vs. St. Bonaventure, 3-19-1970  
 44, LSU vs. Indiana, 3-17-1953  
 44, UCLA vs. Drake, 3-20-1969  
 44, Syracuse vs. Providence, 3-28-1987  
 43, Florida St. vs. North Carolina, 3-23-1972

**FEWEST FREE THROWS ATTEMPTED**

- 5, UNLV vs. North Carolina, 3-26-1977  
 5, DePaul vs. Indiana St., 3-24-1979  
 6, Indiana vs. UCLA, 3-24-1973

- 6, Mississippi St. vs. Syracuse, 3-30-1996  
7, four tied (most recent: North Carolina vs. Utah, 3-28-1998)

**FREE-THROW PERCENTAGE****(Minimum 15 FTM)**

- 87.5% (21-24), Oklahoma St. vs. Oregon St., 3-19-1949  
87.0% (20-23), Memphis vs. UCLA, 4-5-2008  
86.5% (32-37), Duke vs. Notre Dame, 3-25-1978  
85.7% (18-21), Baylor vs. Bradley, 3-25-1950  
85.7% (24-28), UCLA vs. Oklahoma St., 4-1-1995

**LOWEST FREE-THROW PERCENTAGE**

- 20.0% (1-5), UNLV vs. North Carolina, 3-26-1977  
28.6% (2-7), North Carolina vs. Utah, 3-28-1998  
35.3% (6-17), Temple vs. Iowa, 3-22-1956  
37.5% (6-16), Houston vs. UCLA, 3-24-1967  
37.5% (3-8), Georgetown vs. Ohio St., 3-31-2007

**REBOUNDS**

- 69, \*Western Ky. vs. Villanova, 3-25-1971 (2 ot)  
65, Michigan St. vs. North Carolina, 3-22-1957 (3 ot)  
57, UCLA vs. Houston, 3-22-1968  
57, Kentucky vs. Syracuse, 3-29-1975  
56, Seattle vs. Kansas St., 3-21-1958  
56, California vs. Cincinnati, 3-20-1959

**FEWEST REBOUNDS**

- 20, Wisconsin vs. Michigan St., 4-1-2000  
21, DePaul vs. Indiana St., 3-24-1979  
21, Syracuse vs. Mississippi St., 3-30-1996  
24, St. John's (NY) vs. Georgetown, 3-30-1985  
24, Kansas vs. North Carolina, 4-3-1993

**REBOUND MARGIN**

- 23, Seattle (56) vs. Kansas St. (33), 3-21-1958  
22, Michigan St. (42) vs. Wisconsin (20), 4-1-2000  
21, UCLA (55) vs. Wichita St. (34), 3-19-1965  
20, Michigan (52) vs. Princeton (32), 3-19-1965  
20, Mississippi St. (41) vs. Syracuse (21), 3-30-1996

**ASSISTS**

- 26, Louisville vs. LSU, 3-29-1986  
23, UNLV vs. Indiana, 3-28-1987  
23, Michigan vs. Illinois, 4-1-1989  
22, Arkansas vs. North Carolina, 4-1-1995  
22, Kansas vs. Maryland, 3-30-2002  
22, Kansas vs. Marquette, 4-5-2003

**BLOCKED SHOTS**

- 9, Kansas vs. Duke, 4-2-1988  
9, Maryland vs. Kansas, 3-30-2002  
9, Kansas vs. North Carolina, 4-5-2008  
8, \*Massachusetts vs. Kentucky, 3-30-1996  
8, Arizona vs. North Carolina, 3-29-1997  
8, Indiana vs. Oklahoma, 3-30-2002

**STEALS**

- 14, Kentucky vs. Minnesota, 3-29-1997  
12, Kentucky vs. Massachusetts, 3-30-1996

**Tournament fact**

The first reference to "Final Four" in an NCAA publication was in the 1975 Official Collegiate Basketball Guide. On page 5 in the National Preview-Review section written by Ed Chay of the Cleveland Plain Dealer, Chay wrote "Outspoken Al McGuire of Marquette, whose team was one of the final four in Greensboro, was among several coaches who said it was good for college basketball that UCLA was finally beaten." The first time Final Four was capitalized was in the 1978 basketball guide.

- 12, Arizona vs. Michigan St., 3-31-2001  
11, six tied (most recent: Michigan St. vs. Connecticut, 4-4-2009)

**PERSONAL FOULS**

- 33, Providence vs. Syracuse, 3-28-1987  
33, Indiana vs. Duke, 4-4-1992  
32, St. Bonaventure vs. Jacksonville, 3-19-1970  
31, Kentucky vs. Syracuse, 3-29-1975  
31, Penn vs. Michigan St., 3-24-1979

**FEWEST PERSONAL FOULS**

- 8, Wisconsin vs. Pittsburgh, 3-22-1941  
9, Kansas vs. Southern California, 3-21-1940  
9, Stanford vs. Colorado, 3-21-1942  
9, Oklahoma St. vs. California, 3-23-1946  
10, four tied (most recent: Ohio St. vs. Georgetown, 3-31-2007)

**PLAYERS DISQUALIFIED**

- 4, St. Bonaventure vs. Jacksonville, 3-19-1970  
4, Indiana vs. Duke, 4-4-1992  
3, 10 tied (most recent: UCLA vs. Florida, 3-31-2007)

**Team and Two-Team Scoring by Halves****POINTS IN A HALF, TEAM**

- 65, UCLA vs. Wichita St., 3-19-1965 (1st)  
62, Seton Hall vs. Duke, 4-1-1989 (2d)  
59, Kansas vs. Marquette, 4-5-2003 (1st)  
58, Memphis vs. Providence, 3-24-1973 (2d)  
58, Houston vs. Louisville, 4-2-1983 (2d)

**POINTS IN A HALF, BOTH TEAMS**

- 104, Notre Dame (57) vs. Duke (47), 3-25-1978 (2d)  
104, Maryland (53) vs. Kansas (51), 3-30-2002 (2d)  
103, UCLA (65) vs. Wichita St. (38), 3-19-1965 (1st)  
103, UCLA (57) vs. Louisville (46), 3-23-1972 (2d)

**POINTS AT HALFTIME, TEAM**

- 65, UCLA vs. Wichita St. (38), 3-19-1965  
59, Kansas vs. Marquette (30), 4-5-2003  
53, four tied (most recent: Georgia Tech vs. UNLV [46], 3-31-1990)

**POINTS AT HALFTIME, BOTH TEAMS**

- 103, UCLA (65) vs. Wichita St. (38), 3-19-1965  
100, Indiana (53) vs. UNLV (47), 3-28-1987  
99, Georgia Tech (53) vs. UNLV (46), 3-31-1990

**FEWEST POINTS IN A HALF, TEAM**

- 10, Villanova vs. Ohio St., 3-18-1939 (1st)  
11, Oregon St. vs. Oklahoma St., 3-19-1949 (1st)  
11, Kentucky vs. Georgetown, 3-31-1984 (2d)

**FEWEST POINTS IN A HALF, BOTH TEAMS**

- 31, Duquesne (17) vs. Indiana (14), 3-21-1940 (2d)  
32, Pittsburgh (18) vs. Wisconsin (14), 3-22-1941 (1st)  
32, Oklahoma St. (21) vs. Oregon St. (11), 3-19-1949 (1st)

**FEWEST POINTS AT HALFTIME, TEAM**

- 10, Villanova vs. Ohio St. (25), 3-18-1939  
11, Oregon St. vs. Oklahoma St. (21), 3-19-1949  
13, Duquesne vs. Indiana (25), 3-21-1940  
13, Kentucky vs. Dartmouth (23), 3-21-1942

**FEWEST POINTS AT HALFTIME, BOTH TEAMS**

- 32, Pittsburgh (18) vs. Wisconsin (14), 3-22-1941  
32, Oklahoma St. (21) vs. Oregon St. (11), 3-19-1949  
35, Ohio St. (25) vs. Villanova (10), 3-18-1939  
35, Oregon (21) vs. Oklahoma (14), 3-21-1939  
35, Utah (19) vs. Iowa St. (16), 3-25-1944

**HALFTIME LEAD**

- 33, Michigan St. (50) vs. Penn (17), 3-24-1979  
29, Kansas (59) vs. Marquette (30), 4-5-2003  
27, UCLA (65) vs. Wichita St. (38), 3-19-1965

**HALFTIME DEFICIT OVERCOME TO WIN**

- 11, Duke vs. Maryland, H: 38-49, F: 95-84, 3-31-2001  
9, Memphis vs. Providence, H: 40-49, F: 98-85, 3-24-1973  
8, Louisville vs. LSU, H: 36-44, F: 88-77, 3-29-1986

**Two-Team Records****POINTS**

- 197, UCLA (108) vs. Wichita St. (89), 3-19-1965  
190, Indiana (97) vs. UNLV (93), 3-28-1987  
185, Maryland (97) vs. Kansas (88), 3-30-2002  
183, Memphis (98) vs. Providence (85), 3-24-1973  
181, \*Villanova (92) vs. \*Western Ky. (89), 3-25-1971 (2 ot)

**FIELD GOALS**

- 80, UCLA (44) vs. Wichita St. (36), 3-19-1965  
79, Memphis (41) vs. Providence (38), 3-24-1973  
75, \*Western Ky. (39) vs. \*Villanova (36), 3-25-1971 (2 ot)  
74, UNLV (41) vs. North Carolina (33), 3-26-1977  
73, Kansas St. (37) vs. UCLA (36), 3-20-1964  
73, Houston (41) vs. Louisville (32), 4-2-1983

**FIELD GOALS ATTEMPTED**

- 178, \*Western Ky. (105) vs. \*Villanova (73), 3-25-1971 (2 ot)  
169, North Carolina (89) vs. Michigan St. (80), 3-22-1957 (3 ot)  
164, UCLA (89) vs. Wichita St. (75), 3-19-1965  
162, Providence (82) vs. Memphis (80), 3-24-1973  
161, Kentucky (91) vs. Illinois (70), 3-24-1951  
161, UCLA (83) vs. Houston (78), 3-22-1968

**THREE-POINT FIELD GOALS**

- 22, Arkansas (12) vs. North Carolina (10), 4-1-1995  
18, UNLV (10) vs. Georgia Tech (8), 3-31-1990  
17, Texas (10) vs. Syracuse (7), 4-5-2003  
16, Kansas (11) vs. North Carolina (5), 4-3-1993  
16, Mississippi St. (11) vs. Syracuse (5), 3-30-1996  
16, Stanford (11) vs. Kentucky (5), 3-28-1998 (ot)  
16, Kansas (9) vs. Maryland (7), 3-30-2002  
16, North Carolina (11) vs. Villanova (5), 4-4-2009

**THREE-POINT FIELD GOALS ATTEMPTED**

- 62, Arkansas (34) vs. North Carolina (28), 4-1-1995  
56, Arizona (32) vs. Arkansas (24), 4-2-1994  
50, Arizona (29) vs. North Carolina (21), 3-29-1997  
50, Florida (28) vs. North Carolina (22), 4-1-2000  
50, Illinois (30) vs. Louisville (20), 4-2-2005

**FREE THROWS MADE**

- 53, Indiana (30) vs. LSU (23), 3-17-1953  
52, Jacksonville (37) vs. St. Bonaventure (15), 3-19-1970  
47, La Salle (24) vs. Iowa (23), 3-18-1955  
47, UCLA (29) vs. Drake (18), 3-20-1969  
47, Duke (28) vs. Arkansas (19), 3-31-1990  
47, Maryland (26) vs. Kansas (21), 3-30-2002

**FREE THROWS ATTEMPTED**

- 86, LSU (44) vs. Indiana (42), 3-17-1953  
70, Kentucky (38) vs. Syracuse (32), 3-29-1975  
68, UCLA (44) vs. Drake (24), 3-20-1969  
68, Florida St. (43) vs. North Carolina (25), 3-23-1972  
67, Jacksonville (45) vs. St. Bonaventure (22), 3-19-1970

**REBOUNDS**

- 123, \*Western Ky. (69) vs. \*Villanova (54), 3-25-1971 (2 ot)  
119, Michigan St. (65) vs. North Carolina (54), 3-22-1957 (3 ot)  
111, UCLA (57) vs. Houston (54), 3-22-1968  
103, North Carolina (54) vs. Ohio St. (49), 3-22-1968  
102, UCLA (51) vs. Houston (51), 3-24-1967

**ASSISTS**

- 40, Kansas (22) vs. Maryland (18), 3-30-2002  
39, Louisville (26) vs. LSU (13), 3-29-1986  
39, Kentucky (20) vs. \*Massachusetts (19), 3-30-1996  
39, UNLV (23) vs. Indiana (16), 3-28-1987  
37, Michigan (23) vs. Illinois (14), 4-1-1989  
37, Arkansas (19) vs. Arizona (18), 4-2-1994  
37, Arkansas (22) vs. North Carolina (15), 4-1-1995

**BLOCKED SHOTS**

- 14, Kansas (9) vs. Duke (5), 4-2-1988  
14, \*Massachusetts (8) vs. Kentucky (6), 3-30-1996  
12, Seton Hall (7) vs. Duke (5), 4-1-1989  
12, Kentucky (7) vs. Stanford (5), 3-28-1998 (ot)  
12, Maryland (9) vs. Kansas (3), 3-30-2002  
12, LSU (7) vs. UCLA (5), 4-1-2006  
12, Kansas (9) vs. North Carolina (3), 4-5-2008

**STEALS**

20, Kentucky (12) vs. \*Massachusetts (8), 3-30-1996  
 20, Kentucky (14) vs. \*Minnesota (6), 3-29-1997  
 19, Kentucky (11) vs. \*Michigan (8), 4-3-1993 (ot)  
 19, North Carolina (11) vs. Arizona (8), 3-29-1997  
 19, UCLA (10) vs. LSU (9), 4-1-2006

**PERSONAL FOULS**

61, Kentucky (31) vs. Syracuse (30), 3-29-1975  
 53, Indiana (27) vs. LSU (26), 3-17-1953  
 53, St. Bonaventure (32) vs. Jacksonville (21),  
 3-19-1970  
 53, Penn (31) vs. Michigan St. (22), 3-24-1979  
 51, six tied (most recent: Kansas [27] vs.  
 Maryland [24], 3-30-2002)

**PLAYERS DISQUALIFIED**

6, CCNY (3) vs. North Carolina St. (3), 3-25-1950  
 5, North Carolina (3) vs. Michigan St. (2), 3-22-1957  
 (3 ot)  
 5, Indiana (4) vs. Duke (1), 4-4-1992  
 4, Ohio St. (3) vs. New York U. (1), 3-24-1945 (ot)  
 4, St. Bonaventure (4) vs. Jacksonville (0), 3-19-1970  
 4, Syracuse (3) vs. Kentucky (1), 3-29-1975

## Final Four Two-Game Records

Record later vacated is indicated by (\*).

### Individual Records

**POINTS**

87, Bill Bradley, Princeton, 1965  
 80, Hal Lear, Temple, 1956  
 70, Gail Goodrich, UCLA, 1965  
 70, Jerry Chambers, Utah, 1966  
 66, Clyde Lovellette, Kansas, 1952  
 66, Jerry West, West Virginia, 1959  
 65, Bob Pettit, LSU, 1953  
 64, Rick Mount, Purdue, 1969  
 64, Jack Givens, Kentucky, 1978  
 62, Lew Alcindor, UCLA, 1969

**FIELD GOALS**

34, Bill Bradley, Princeton, 1965  
 32, Hal Lear, Temple, 1956  
 28, Jack Givens, Kentucky, 1978  
 28, Bill Walton, UCLA, 1973  
 26, Rick Mount, Purdue, 1969

**FIELD GOALS ATTEMPTED**

64, Rick Mount, Purdue, 1969  
 58, Ernie DiGregorio, Providence, 1973  
 57, Lennie Rosenbluth, North Carolina, 1957  
 55, Sam Ranzino, North Carolina St., 1950  
 54, Billy McGill, Utah, 1961  
 54, Bill Bradley, Princeton, 1965  
 54, Elvin Hayes, Houston, 1967  
 54, \*Jim McDaniels, Western Ky., 1971

**FIELD-GOAL PERCENTAGE****(Minimum 15 FGM)**

84.2% (16-19), Billy Thompson, Louisville, 1986  
 82.4% (28-34), Bill Walton, UCLA, 1973  
 78.9% (15-19), Udonis Haslem, Florida, 2000  
 78.3% (18-23), Keith Langford, Kansas, 2003  
 75.0% (15-20), Curtis Watkins, DePaul, 1979

**THREE-POINT FIELD GOALS**

11, Luther Head, Illinois, 2005  
 10, Freddie Banks, UNLV, 1987  
 10, Donald Williams, North Carolina, 1993  
 10, Lee Humphrey, Florida, 2006  
 9, Steve Alford, Indiana, 1987  
 9, Anderson Hunt, UNLV, 1990  
 9, Mike Bibby, Arizona, 1997  
 9, Gerry McNamara, Syracuse, 2003

**THREE-POINT FIELD GOALS ATTEMPTED**

27, Luther Head, Illinois, 2005  
 20, Jason Williams, Duke, 2001  
 20, Lee Humphrey, Florida, 2006  
 19, Freddie Banks, UNLV, 1987  
 19, Dave Sieger, Oklahoma, 1988  
 19, Kirk Hinrich, Kansas, 2003

**THREE-POINT FIELD-GOAL PERCENTAGE****(Minimum Seven 3FGM)**

80.0% (8-10), Wayne Ellington, North Carolina, 2009  
 71.4% (10-14), Donald Williams, North Carolina,  
 1993  
 64.3% (9-14), Steve Alford, Indiana, 1987  
 58.3% (7-12), Bobby Hurley, Duke, 1992  
 56.3% (9-16), Anderson Hunt, UNLV, 1990  
 56.3% (9-16), Mike Bibby, Arizona, 1997

**FREE THROWS MADE**

25, Ty Lawson, North Carolina, 2009  
 24, Oscar Robertson, Cincinnati, 1959  
 24, Gail Goodrich, UCLA, 1965  
 22, Jerry West, West Virginia, 1959  
 21, Don Schlundt, Indiana, 1953  
 21, Christian Laettner, Duke, 1991

**FREE THROWS ATTEMPTED**

35, Ty Lawson, North Carolina, 2009  
 32, Jerry West, West Virginia, 1959  
 30, Oscar Robertson, Cincinnati, 1959  
 28, Bob Pettit, LSU, 1953  
 28, Don Schlundt, Indiana, 1953  
 28, Gail Goodrich, UCLA, 1965

**FREE-THROW PERCENTAGE****(Minimum 12 FTM)**

100% (15-15), Jeff Lamp, Virginia, 1981  
 100% (13-13), Ron King, Florida St., 1972  
 100% (12-12), \*Kiki Vandeweghe, UCLA, 1980  
 95.0% (19-20), Bill Bradley, Princeton, 1965  
 94.7% (18-19), Dick Estergard, Bradley, 1954

**REBOUNDS**

50, Bill Russell, San Francisco, 1956  
 41, Elgin Baylor, Seattle, 1958  
 41, Lew Alcindor, UCLA, 1969  
 41, Bill Walton, UCLA, 1972  
 40, Elvin Hayes, Houston, 1967  
 40, Akeem Olajuwon, Houston, 1983  
 38, Paul Hogue, Cincinnati, 1962  
 38, Lew Alcindor, UCLA, 1967  
 37, Bill Spivey, Kentucky, 1951  
 37, Artis Gilmore, Jacksonville, 1970

**ASSISTS**

23, Rumeal Robinson, Michigan, 1989  
 20, Michael Jackson, Georgetown, 1985  
 18, Mark Wade, UNLV, 1987  
 16, Alvin Franklin, Houston, 1984  
 16, Bobby Hurley, Duke, 1991  
 16, Lazarus Sims, Syracuse, 1996  
 16, Deron Williams, Illinois, 2005

**BLOCKED SHOTS**

10, Joakim Noah, Florida, 2006  
 8, Danny Manning, Kansas, 1988  
 7, Loren Woods, Arizona, 2001  
 6, Marcus Camby, Massachusetts, 1986  
 6, A.J. Bramlett, Arizona, 1997  
 6, Shane Battier, Duke, 2001

**STEALS**

10, Tommy Amaker, Duke, 1986  
 10, Ty Lawson, North Carolina, 2009  
 9, Mookie Blaylock, Oklahoma, 1988  
 9, Danny Manning, Kansas, 1988  
 8, Antoine Walker, Kentucky, 1996

### Team Records

**POINTS**

199, UCLA, 1965  
 196, \*St. Joseph's, 1961  
 194, Princeton, 1965  
 193, UNLV, 1990  
 189, UNLV, 1977  
 188, UCLA, 1964  
 187, Utah, 1961  
 186, Drake, 1969  
 180, Michigan, 1964  
 180, North Carolina, 1972  
 180, Kentucky, 1975

**FIELD GOALS**

88, UNLV, 1977  
 78, Princeton, 1965  
 77, Utah, 1961  
 77, UCLA, 1965  
 77, Drake, 1969

**FIELD GOALS ATTEMPTED**

181, \*Western Ky., 1971  
 177, \*St. Joseph's, 1961

176, Rutgers, 1976

176, Penn, 1979

175, UNLV, 1977

**FIELD-GOAL PERCENTAGE**

62.1% (64-103), Michigan St., 1979  
 61.7% (71-115), UCLA, 1973  
 57.6% (38-66), Villanova, 1985  
 57.3% (63-110), Ohio St., 1961  
 57.0% (61-107), Kansas, 1988

**THREE-POINT FIELD GOALS**

24, Illinois, 2005  
 22, Arkansas, 1995  
 19, Kentucky, 1997  
 19, Florida, 2007  
 18, UNLV, 1990  
 18, Indiana, 2002  
 18, Syracuse, 2003  
 18, Florida, 2006

**THREE-POINT FIELD GOALS ATTEMPTED**

70, Illinois, 2005  
 62, Arkansas, 1995  
 54, Duke, 2001  
 53, Kentucky, 1997  
 46, Florida, 2000

**THREE-POINT FIELD-GOAL PERCENTAGE****(Minimum Nine 3FGM)**

62.1% (18-29), UNLV, 1990  
 60.0% (9-15), Indiana, 1987  
 58.1% (18-31), Syracuse, 2003  
 55.6% (10-18), Duke, 1991  
 55.6% (10-18), North Carolina, 1993

**FREE THROWS MADE**

62, Duke, 1978  
 62, \*St. Joseph's, 1961  
 57, UCLA, 1969  
 56, Bradley, 1954  
 51, Illinois, 1951  
 51, Colorado, 1955

**FREE THROWS ATTEMPTED**

85, UCLA, 1969  
 77, North Carolina, 2009  
 76, Bradley, 1954  
 72, \*St. Joseph's, 1961  
 71, Illinois, 1951  
 71, Duke, 1978  
 71, Connecticut, 2004

**FREE-THROW PERCENTAGE****(Minimum 20 FTM)**

88.7% (47-53), Virginia, 1981  
 87.5% (28-32), Marquette, 1977  
 87.3% (62-71), Duke, 1978  
 86.2% (25-29), Kansas, 2008  
 86.1% (62-72), \*St. Joseph's, 1961

**REBOUNDS**

127, Houston, 1967  
 125, Michigan St., 1957  
 125, \*Western Ky., 1971  
 109, UCLA, 1969  
 108, Houston, 1968  
 107, Ohio St., 1968  
 106, Kentucky, 1975  
 105, UCLA, 1967  
 105, UCLA, 1968  
 104, Utah, 1961  
 104, Kansas, 2003

**ASSISTS**

44, UNLV, 1990  
 42, Louisville, 1986  
 42, Michigan, 1989  
 42, Kentucky, 1996  
 40, Kansas, 2003

**BLOCKED SHOTS**

- 15, Maryland, 2002
- 14, Arizona, 2001
- 14, Florida, 2006
- 13, Kansas, 1988
- 13, Duke, 1994
- 13, Kentucky, 1998

**STEALS**

- 24, Arkansas, 1995
- 23, Duke, 1986
- 23, Kentucky, 1996
- 23, Kentucky, 1997
- 22, UNLV, 1990

**PERSONAL FOULS**

- 62, Penn, 1979
- 59, Kentucky, 1975
- 57, St. John's (NY), 1952
- 56, Oklahoma St., 1951
- 56, Syracuse, 1975

## Final Four Cumulative Records

\*does not include vacated years

### Team Records

**CHAMPIONSHIP TITLES**

- 11, UCLA, 1964-95
- 7, Kentucky, 1948-98
- 5, Indiana, 1940-87
- 5, North Carolina, 1957-2009
- 3, Duke, 1991-2001
- 3, Kansas, 1952-2008
- 2, Cincinnati, 1961-62
- 2, Connecticut, 1999-2004
- 2, Florida, 2006-07
- 2, Louisville, 1980-86
- 2, Michigan St., 1979-2000
- 2, North Carolina St., 1974-83
- 2, Oklahoma St., 1945-46
- 2, San Francisco, 1955-56

**FINAL FOUR APPEARANCES**

- 18, North Carolina, 1946-2009
- 17, \*UCLA, 1962-2008
- 14, Duke, 1963-2004
- 13, Kansas, 1940-2008
- 13, Kentucky, 1942-98
- 10, Ohio St., 1939-2007
- 8, Indiana, 1940-2002
- 8, Louisville, 1959-2005
- 7, Michigan St., 1957-2009

- 6, Arkansas, 1945-95
- 6, Cincinnati, 1959-92
- 6, Oklahoma St., 1945-2004

**CONSECUTIVE FINAL FOUR APPEARANCES**

- 10, UCLA, 1967-76
- 5, Cincinnati, 1959-63
- 5, Duke, 1988-92
- 3, Houston, 1982-84
- 3, Kentucky, 1996-98
- 3, Michigan St., 1999-2001
- 3, North Carolina, 1967-69
- 3, Ohio St., 1944-46
- 3, Ohio St., 1960-62
- 3, San Francisco, 1955-57
- 3, UCLA, 2006-08

**FINAL FOUR GAMES**

- 32, \*UCLA, 1967-2008
- 30, North Carolina, 1946-2009
- 25, Duke, 1963-2004
- 23, Kansas, 1940-2008
- 23, Kentucky, 1942-98
- 17, Ohio St., 1939-2007
- 15, Indiana, 1940-2002
- 13, Louisville, 1959-2005
- 11, Cincinnati, 1959-92
- 10, Michigan St., 1957-2009
- 10, Oklahoma St., 1945-2004

**FINAL FOUR WINS**

- 25, \*UCLA, 1962-2008
- 17, Kentucky, 1942-98

- 15, North Carolina, 1946-2009
- 14, Duke, 1963-2004
- 12, Indiana, 1940-2002
- 11, Kansas, 1940-2008
- 8, Ohio St., 1939-2007
- 7, Cincinnati, 1959-92
- 5, Georgetown, 1943-2007
- 5, Louisville, 1959-2005
- 5, \*Michigan, 1964-89
- 5, Michigan St., 1957-2009
- 5, North Carolina St., 1950-83
- 5, Oklahoma St., 1945-2004
- 5, San Francisco, 1955-57

**FINAL FOUR WINNING PERCENTAGE (Minimum Three Games)**

- 83.3% (5-1), North Carolina St., 1950-83
- 83.3% (5-1), San Francisco, 1955-57
- 80.6% (25-6), \*UCLA, 1962-2008
- 80.0% (4-1), Connecticut, 1999-2009
- 80.0% (12-3), Indiana, 1940-2002
- 75.0% (3-1), Holy Cross, 1947-48
- 75.0% (3-1), La Salle, 1954-55
- 73.9% (17-6), Kentucky, 1942-98
- 71.4% (5-2), Florida, 1994-2007
- 66.7% (2-1), Maryland, 2001-02
- 66.7% (2-1), Stanford, 1942-98
- 66.7% (2-1), Villanova, 1939-85
- 66.7% (2-1), Wisconsin, 1941-2000

## Championship Team Season Statistics

Year	Champion	G	Won	Lost	FG	FGA	Pct.	3FG	3FGA	Pct.	FT	FTA	Pct.	Reb.	Avg. Ast.	Blk.	Stl.	Pts.	Avg.
1939	Oregon	34	29	5	638						406							1,682	49.5
1940	Indiana	23	20	3	429						190							1,048	45.6
1941	Wisconsin	23	20	3	355						294							1,004	43.7
1942	Stanford	32	28	4														1,299	40.6
1943	Wyoming	33	31	2	836						287							1,959	59.4
1944	Utah	26	22	4														1,374	52.8
1945	Oklahoma St.	31	27	4	676						325	576	56.4					1,677	54.1
1946	Oklahoma St.	33	31	2	644						375	616	60.9					1,663	50.4
1947	Holy Cross	30	27	3	739						348							1,826	60.9
1948	Kentucky	33	31	2	916	2,925	31.3				447	714	62.6					2,279	69.1
1949	Kentucky	34	32	2	903	2,756	32.8				514	728	70.6					2,320	68.2
1950	CCNY	29	24	5	780	2,150	36.3				433	751	57.7					1,993	68.7
1951	Kentucky	34	32	2	1,029	3,013	34.2				482	744	64.8	2,109	62.0			2,540	74.7
1952	Kansas	28	26	2	748	1,906	39.2				491	707	69.4	1,011	36.1			1,987	71.0
1953	Indiana	26	23	3	737	2,019	36.5				638	910	70.1	1,005	38.7			2,112	81.2
1954	La Salle	30	26	4	850	2,250	37.8				561	841	66.7	1,532	51.1			2,261	75.4
1955	San Francisco	29	28	1	693	1,750	39.6				566	861	65.7	1,326	45.7			1,952	67.3
1956	San Francisco	29	29	0	815	2,106	38.7				463	766	60.4	1,573	54.2			2,093	72.2
1957	North Carolina	32	32	0	860	1,996	43.1				817	1,165	70.1	1,495	46.7			2,537	79.3
1958	Kentucky	29	23	6	832	2,233	37.3				502	680	73.8	1,562	53.9			2,166	74.7
1959	California	29	25	4	720	1,774	40.6				414	653	63.4	1,307	45.1			1,854	63.9
1960	Ohio St.	28	25	3	1,044	2,101	49.7				444	619	71.7	1,447	51.7			2,532	90.4
1961	Cincinnati	30	27	3	897	1,962	45.7				457	722	63.3	1,553	51.8			2,251	75.0
1962	Cincinnati	31	29	2	879	1,967	44.7				480	759	63.2	1,536	49.5			2,238	72.2
1963	Loyola (IL)	31	29	2	1,081	2,463	43.9				685	949	72.2	1,792	57.8			2,847	91.8
1964	UCLA	30	30	0	1,023	2,256	45.3				620	963	64.4	1,670	55.7			2,666	88.9
1965	UCLA	30	28	2	1,000	2,172	46.0				589	892	66.0	1,559	52.0			2,589	86.3
1966	UTEP	29	28	1	846	1,899	44.5				568	812	70.0	1,430	49.3			2,260	77.9
1967	UCLA	30	30	0	1,082	2,081	52.0				523	783	66.8	1,495	49.8			2,687	89.6
1968	UCLA	30	29	1	1,161	2,321	50.0				480	700	68.6	1,603	53.4			2,802	93.4
1969	UCLA	30	29	1	1,027	1,999	51.4				486	752	64.6	1,513	50.4			2,540	84.7
1970	UCLA	30	28	2	1,083	2,184	49.6				593	852	69.6	1,519	50.6			2,759	92.0

Year	Champion	G	Won	Lost	FG	FGA	Pct.	3FG	3FGA	Pct.	FT	FTA	Pct.	Reb.	Avg.	Ast.	Blk.	Stl.	Pts.	Avg.
1971	UCLA	30	29	1	995	2,197	45.3				514	789	65.1	1,574	52.5				2,504	83.5
1972	UCLA	30	30	0	1,140	2,262	50.4				558	803	69.5	1,647	54.9				2,838	94.6
1973	UCLA	30	30	0	1,054	2,032	51.9				332	527	63.0	1,469	49.0				2,440	81.3
1974	North Carolina St.	31	30	1	1,157	2,319	49.9				519	733	70.8	1,452	46.8				2,833	91.4
1975	UCLA	31	28	3	1,063	2,217	47.9				500	712	70.2	1,398	45.1				2,626	84.7
1976	Indiana	32	32	0	1,083	2,094	51.7				462	662	69.8	1,324	41.4				2,628	82.1
1977	Marquette	32	25	7	905	1,916	47.2				446	573	77.8	1,170	36.6				2,256	70.5
1978	Kentucky	32	30	2	1,040	1,922	54.1				613	808	75.9	1,171	36.6				2,693	84.2
1979	Michigan St.	32	26	6	932	1,769	52.7				559	775	72.1	1,108	34.6				2,423	75.7
1980	Louisville	36	33	3	1,083	2,078	52.1				604	880	68.6	1,367	38.0				2,770	76.9
1981	Indiana	35	26	9	978	1,846	53.0				495	665	74.4	1,201	34.3				2,451	70.0
1982	North Carolina	34	32	2	895	1,668	53.7				477	689	69.2	999	29.4				2,269	66.7
1983	North Carolina St.	36	26	10	995	2,108	47.2				509	740	68.8	1,237	34.4				2,499	69.4
1984	Georgetown	37	34	3	1,043	2,051	50.9				662	977	67.8	1,481	40.0	634			2,748	74.3
1985	Villanova	35	25	10	909	1,784	51.0				585	818	71.5	1,184	33.8	545			2,403	68.7
1986	Louisville	39	32	7	1,212	2,281	53.1				672	917	73.3	1,450	37.2	724	256	216	3,096	79.4
1987	Indiana	34	30	4	1,033	2,015	51.3	130	256	50.8	610	795	76.7	1,189	35.0	543	215	135	2,806	82.5
1988	Kansas	38	27	11	1,111	2,134	52.1	78	233	33.5	562	814	69.0	1,351	35.6	670	137	325	2,862	75.3
1989	Michigan	37	30	7	1,325	2,341	56.6	196	419	46.8	547	744	73.5	1,395	37.7	745	113	226	3,393	91.7
1990	UNLV	40	35	5	1,356	2,672	50.7	260	690	37.7	767	1,097	69.9	1,668	41.7	926	218	389	3,739	93.5
1991	Duke	39	32	7	1,227	2,401	51.1	176	459	38.3	791	1,089	72.6	1,414	36.3	689	160	362	3,421	87.7
1992	Duke	36	34	2	1,108	2,069	53.6	171	394	43.4	780	1,043	74.8	1,229	34.1	653	141	294	3,167	88.0
1993	North Carolina	38	34	4	1,219	2,407	50.6	168	452	37.2	666	943	70.6	1,561	41.1	698	145	357	3,272	86.1
1994	Arkansas	34	31	3	1,154	2,363	48.8	301	777	38.7	567	834	68.0	1,416	41.6	687	129	352	3,176	93.4
1995	UCLA	33	31	2	1,079	2,102	51.3	118	346	34.1	613	865	70.9	1,334	40.4	653	139	312	2,889	87.5
1996	Kentucky	36	34	2	1,198	2,461	48.7	266	670	39.7	630	883	71.3	1,501	41.7	783	176	435	3,292	91.4
1997	Arizona	34	25	9	1,015	2,241	45.3	222	600	37.0	598	913	65.5	1,377	40.5	567	100	358	2,850	83.8
1998	Kentucky	39	35	4	1,161	2,409	48.2	250	681	36.7	551	816	67.5	1,640	42.1	691	240	341	3,123	80.1
1999	Connecticut	36	34	2	986	2,111	46.7	174	506	34.4	635	868	73.2	1,451	40.3	551	151	287	2,781	77.3
2000	Michigan St.	39	32	7	1,018	2,148	47.4	253	669	37.8	600	816	73.5	1,521	39.0	602	105	256	2,889	74.1
2001	Duke	39	35	4	1,217	2,530	48.1	407	1,057	38.5	697	1,002	69.6	1,505	38.6	701	196	411	3,538	90.7
2002	Maryland	36	32	4	1,083	2,248	48.2	217	580	37.4	677	933	72.6	1,479	41.1	714	216	302	3,060	85.0
2003	Syracuse	35	30	5	1,020	2,146	47.5	186	540	34.4	559	806	69.4	1,425	40.7	523	247	298	2,785	79.6
2004	Connecticut	39	33	6	1,154	2,403	48.0	249	619	40.2	516	828	62.3	1,742	44.7	681	315	233	3,073	78.8
2005	North Carolina	37	33	4	1,128	2,260	49.9	277	689	40.3	724	998	72.5	1,499	40.5	706	142	362	3,257	88.0
2006	Florida	39	33	6	1,061	2,120	50.0	289	738	39.2	641	862	74.4	1,402	35.9	650	207	297	3,052	78.3
2007	Florida	40	35	5	1,125	2,138	52.6	297	727	40.9	646	936	69.0	1,504	37.6	614	194	266	3,193	79.8
2008	Kansas	40	37	3	1,176	2,314	50.8	271	683	39.7	598	852	70.2	1,547	38.7	721	235	356	3,221	80.5
2009	North Carolina	38	34	4	1,205	2,509	48.0	264	682	38.7	739	983	75.2	1,594	41.9	685	196	325	3,413	89.8

### Most Outstanding Players and Their Final Four Statistics

Year	Player, Team	Cl.	G	FG-A	3FG-A	FT-A	Reb.	Ast.	Blk.	Stl.	PF	Pts.
1939	Jimmy Hull, Ohio St.	Sr.	2	15		10-12					3	40
1940	Marv Huffman, Indiana	Sr.	2	7		4						18
1941	John Kotz, Wisconsin	So.	2	8		6					3	22
1942	Howie Dallmar, Stanford	So.	2	8		4-6					0	20
1943	Kenny Sailors, Wyoming	Jr.	2	10		8-11					5	28
1944	Arnie Ferrin, Utah	Fr.	2	11		6						28
1945	Bob Kurland, Oklahoma St.	Jr.	2	16		5					6	37
1946	Bob Kurland, Oklahoma St.	Sr.	2	21		10-15					8	52
1947	George Kaftan, Holy Cross	So.	2	18		12-17					6	48
1948	Alex Groza, Kentucky	Jr.	2	16		5						37
1949	Alex Groza, Kentucky	Sr.	2	19		14					9	52
1950	Irwin Dambrot, CCNY	Sr.	2	12-28		4-8					3	28
1951	Bill Spivey, Kentucky	Sr.	2	20-50		10-16	37				7	50
1952	Clyde Lovellette, Kansas	Sr.	2	24		18						66
1953	+ B.H. Born, Kansas	Jr.	2	17		17						51
1954	Tom Gola, La Salle	Jr.	2	12		14						38
1955	Bill Russell, San Francisco	Jr.	2	19		9						47
1956	+ Hal Lear, Temple	Sr.	2	32		16						80
1957	+ Wilt Chamberlain, Kansas	So.	2	18-35		19-27	25				3	55
1958	+ Elgin Baylor, Seattle	Jr.	2	18-53		12-16	41				7	48
1959	+ Jerry West, West Virginia	Jr.	2	22-33		22-32	25				7	66
1960	Jerry Lucas, Ohio St.	So.	2	16-24		3-3	23				4	35
1961	+ Jerry Lucas, Ohio St.	Jr.	2	20-28		16-17	25				6	56
1962	Paul Hogue, Cincinnati	Sr.	2	23-36		12-19	38				5	58
1963	+ Art Heyman, Duke	Sr.	2	18-44		15-22	19				8	51
1964	Walt Hazzard, UCLA	Sr.	2	11-20		8-12	10				7	30
1965	+ Bill Bradley, Princeton	Sr.	2	34-54		19-20	24				9	87
1966	+ Jerry Chambers, Utah	Sr.	2	25-47		20-24	35				6	70
1967	Lew Alcindor, UCLA	So.	2	14-23		11-24	38				1	39
1968	Lew Alcindor, UCLA	Jr.	2	22-35		9-10	34				6	53
1969	Lew Alcindor, UCLA	Sr.	2	23-34		16-25	41				5	62
1970	Sidney Wicks, UCLA	Jr.	2	15-21		9-15	34				6	39
1971	*+ Howard Porter, Villanova	Sr.	2	20-41		7-9	24				5	47
1972	Bill Walton, UCLA	So.	2	20-29		17-23	41				6	57




Photo by Rich Clarkson/NCAA Photos

*In the two games of the 1957 Final Four, Wilt Chamberlain (3) gathered 25 rebounds and scored 55 points to help Kansas win the title and earn himself the Most Outstanding Player award.*





Photo by David Gonzales/NCAA Photos

**During the two games of the 2000 Final Four in Indianapolis, Michigan State team leader and play-maker Mateen Cleaves earned the Most Outstanding Player award while scoring 29 points, grabbing six rebounds and dishing five assists.**

Year	Player, Team	Cl.	G	FG-A	3FG-A	FT-A	Reb.	Ast.	Blk.	Stl.	PF	Pts.
1973	Bill Walton, UCLA	Jr.	2	28-34		2-5	30				8	58
1974	David Thompson, North Carolina St.	Jr.	2	19-37		11-14	17				6	49
1975	Richard Washington, UCLA	So.	2	23-42		8-11	20				8	54
1976	Kent Benson, Indiana	Jr.	2	17-34		7-11	18				7	41
1977	Butch Lee, Marquette	Jr.	2	11-32		8-8	6	2	1	1	4	30
1978	Jack Givens, Kentucky	Sr.	2	28-43		8-12	17	4	1	3	6	64
1979	Magic Johnson, Michigan St.	So.	2	17-25		19-22	17	3	0	2	5	53
1980	Darrell Griffith, Louisville	Sr.	2	23-37		11-16	7	15	0	2	4	57
1981	Isiah Thomas, Indiana	So.	2	14-25		9-11	4	9	3	4	8	37
1982	James Worthy, North Carolina	Jr.	2	20-27		2-7	8	9	0	4	6	42
1983	+ Akeem Olajuwon, Houston	So.	2	16-29		9-14	40	3	2	5	5	41
1984	Patrick Ewing, Georgetown	Jr.	2	8-14		2-2	18	1	15	1	7	18
1985	Ed Pinckney, Villanova	Sr.	2	8-14		12-16	15	6	3	0	6	28
1986	Pervis Ellison, Louisville	Fr.	2	15-25		6-8	24	2	3	1	7	36
1987	Keith Smart, Indiana	Jr.	2	14-22	0-1	7-9	7	7	0	2	7	35
1988	Danny Manning, Kansas	Sr.	2	25-45	0-1	6-9	17	4	8	9	6	56
1989	Glen Rice, Michigan	Sr.	2	24-49	7-16	4-4	16	1	0	3	3	59
1990	Anderson Hunt, UNLV	So.	2	19-31	9-16	2-4	4	9	1	1	1	49
1991	Christian Laettner, Duke	Jr.	2	12-22	1-1	21-23	17	2	1	2	5	46
1992	Bobby Hurley, Duke	Jr.	2	10-24	7-12	8-10	3	11	0	3	6	35
1993	Donald Williams, North Carolina	So.	2	15-23	10-14	10-10	4	1	0	2	2	50
1994	Corliss Williamson, Arkansas	So.	2	21-42	0-0	10-14	21	8	3	4	3	52
1995	Ed O'Bannon, UCLA	Sr.	2	16-35	3-8	10-13	25	3	1	7	3	45
1996	Tony Delk, Kentucky	Jr.	2	15-36	8-16	6-11	9	2	2	3	4	44
1997	Miles Simon, Arizona	Sr.	2	17-37	3-10	17-22	8	6	1	0	1	54
1998	Jeff Sheppard, Kentucky	Sr.	2	16-29	4-10	7-9	10	7	0	4	4	43
1999	Richard Hamilton, Connecticut	Jr.	2	20-39	3-7	8-11	12	4	1	2	4	51
2000	Mateen Cleaves, Michigan St.	Sr.	2	8-18	3-4	10-12	6	5	0	2	4	29
2001	Shane Battier, Duke	Sr.	2	13-26	5-12	12-17	19	8	6	2	4	43
2002	Juan Dixon, Maryland	Sr.	2	10-18	5-11	8-11	3	5	0	7	3	33
2003	Carmelo Anthony, Syracuse	Fr.	2	19-35	6-9	9-11	24	8	0	4	5	53
2004	Emeka Okafor, Connecticut	Jr.	2	17-26	0-0	8-15	22	2	4	1	6	42
2005	Sean May, North Carolina	Jr.	2	19-29	0-0	10-14	17	5	2	1	3	48
2006	Joakim Noah, Florida	So.	2	12-20	0-1	4-4	17	5	10	2	5	28
2007	Corey Brewer, Florida	Jr.	2	9-19	7-13	7-8	10	2	3	3	5	32
2008	Mario Chalmers, Kansas	Jr.	2	10-23	3-9	6-8	7	6	0	7	6	29
2009	Wayne Ellington, North Carolina	Jr.	2	14-26	8-10	3-4	13	4	0	0	2	39

+team finished second; †team finished third; ‡team finished fourth; \*record later vacated

### Final Wire Service Polls No. 1 Teams

Year	AP Poll	UPI Poll	NCAA Champion	Champion's Final Ranking	
				AP	UPI
1949	Kentucky	—	Kentucky	1	—
1950	Bradley	—	CCNY	NR	—
1951	Kentucky	Kentucky	Kentucky	1	1
1952	Kentucky	Kentucky	Kansas	8	3
1953	Indiana	Indiana	Indiana	1	1
1954	Kentucky	Indiana	La Salle	2	NR
1955	San Francisco	San Francisco	San Francisco	1	1
1956	San Francisco	San Francisco	San Francisco	1	1
1957	North Carolina	North Carolina	North Carolina	1	1
1958	West Virginia	West Virginia	Kentucky	9	NR
1959	Kansas St.	Kansas St.	California	NR	9
1960	Cincinnati	Cincinnati	Ohio St.	3	3
1961	Ohio St.	Ohio St.	Cincinnati	2	2
1962	Ohio St.	Ohio St.	Cincinnati	2	2
1963	Cincinnati	Cincinnati	Loyola (IL)	3	4
1964	UCLA	UCLA	UCLA	1	1
1965	Michigan	Michigan	UCLA	2	2
1966	Kentucky	Kentucky	UTEP	3	3
1967	UCLA	UCLA	UCLA	1	1
1968	Houston	Houston	UCLA	2	2
1969	UCLA	UCLA	UCLA	1	1
1970	Kentucky	Kentucky	UCLA	2	2
1971	UCLA	UCLA	UCLA	1	1
1972	UCLA	UCLA	UCLA	1	1
1973	UCLA	UCLA	UCLA	1	1
1974	North Carolina St.	North Carolina St.	North Carolina St.	1	1
1975	UCLA	Indiana	UCLA	1	2
1976	Indiana	Indiana	Indiana	1	1
1977	Michigan	Michigan	Marquette	7	14
1978	Kentucky	Kentucky	Kentucky	1	1
1979	Indiana St.	Indiana St.	Michigan St.	3	4
1980	DePaul	DePaul	Louisville	2	4
1981	DePaul	DePaul	Indiana	9	9
1982	North Carolina	North Carolina	North Carolina	1	1
1983	Houston	Houston	North Carolina St.	16	14
1984	North Carolina	North Carolina	Georgetown	2	2
1985	Georgetown	Georgetown	Villanova	NR	NR
1986	Duke	Duke	Louisville	7	7
1987	UNLV	UNLV	Indiana	3	2
1988	Temple	Temple	Kansas	NR	NR

**Tournament trivia**

### Question...

What school was the last to be ranked No. 1 in the AP poll every week of the season and go on to win the title?

### Answer...

Duke in 1992.



Year	AP Poll	UPI Poll	NCAA Champion	Champion's Final Ranking	
				AP	UPI
1989	Arizona	Arizona	Michigan	10	10
1990	Oklahoma	Oklahoma	UNLV	3	3
1991	UNLV	UNLV	Duke	6	6
1992	Duke	Duke	Duke	1	1
Year	AP Poll	USA/NABC	NCAA Champion	AP	USA
1993	Indiana	Indiana	North Carolina	4	2
1994	North Carolina	Arkansas	Arkansas	2	1
1995	UCLA	UCLA	UCLA	1	1
1996	Massachusetts	Massachusetts	Kentucky	2	2
1997	Kansas	Kansas	Arizona	15	13
1998	North Carolina	North Carolina	Kentucky	5	6
1999	Duke	Duke	Connecticut	3	3
2000	Duke	Duke	Michigan St.	2	2
2001	Duke	Duke	Duke	1	1
2002	Duke	Duke	Maryland	4	4
2003	Kentucky	Kentucky	Syracuse	13	12
2004	Stanford	Stanford	Connecticut	7	7
2005	Illinois	Illinois	North Carolina	2	3
2006	Duke	Duke	Florida	11	10
2007	Ohio St.	Ohio St.	Florida	3	3
2008	North Carolina	North Carolina	Kansas	4	4
2009	Louisville	Louisville	North Carolina	2	3

NR—Not Ranked in Top 20 (Top 10 from 1949-67).  
 Note: Final poll rankings are released before the NCAA tournament.




Photo by Ryan McKeen/NCAA Photos

The 2008 Final Four featured the first time all four No. 1 seeds advanced to the final site. Pictured here, North Carolina's Tyler Hansbrough tried to split the Kansas defenders of Darrell Arthur (00) and Sasha Kaun (24) in the national semifinals when Midwest Regional No. 1 Kansas defeated East Regional No. 1 North Carolina, 84-66.

### Associated Press No. 1 vs. No. 2 in the Championship Game

Date	No. 1, Score	W-L	No. 2, Score	Site
Mar. 26, 1949	Kentucky 46	W	Oklahoma St. 36	Seattle
Mar. 23, 1957	North Carolina 54	W (3ot)	Kansas 53	Kansas City, MO
Mar. 25, 1961	Ohio St. 65	L (ot)	Cincinnati 70	Kansas City, MO
Mar. 24, 1962	Ohio St. 59	L	Cincinnati 71	Louisville, KY
Mar. 20, 1965	Michigan 80	L	UCLA 91	Portland, OR
Mar. 19, 1966	Kentucky 65	L	UTEP 72	College Park, MD
Mar. 31, 1975	UCLA 92	W	Kentucky 85	San Diego
Apr. 4, 2005	Illinois 70	L	North Carolina 75	St. Louis

### Seeds at the Final Four

Year	Seeds	Teams
1979	1, 2, 2, 9 (14)	Indiana St., <b>Michigan St.</b> , DePaul, Penn
1980	2, 5, 6, 8 (21)	<b>Louisville</b> , Iowa, Purdue, UCLA
1981	1, 1, 2, 3 (7)	Virginia, LSU, North Carolina, <b>Indiana</b>
1982	1, 1, 3, 6 (11)	<b>North Carolina</b> , Georgetown, Louisville, Houston
1983	1, 1, 4, 6 (12)	Houston, Louisville, Georgia, <b>North Carolina St.</b>
1984	1, 1, 2, 7 (11)	Kentucky, <b>Georgetown</b> , Houston, Virginia
1985	1, 1, 2, 8 (12)	St. John's (NY), Georgetown, Memphis, <b>Villanova</b>
1986	1, 1, 2, 11 (15)	Duke, Kansas, <b>Louisville</b> , LSU
1987	1, 1, 2, 6 (10)	UNLV, <b>Indiana</b> , Syracuse, Providence
1988	1, 1, 2, 6 (10)	Arizona, Oklahoma, Duke, <b>Kansas</b>
1989	1, 2, 3, 3 (9)	Illinois, Duke, Seton Hall, <b>Michigan</b>
1990	1, 3, 4, 4 (12)	<b>UNLV</b> , Duke, Georgia Tech, Arkansas
1991	1, 1, 2, 3 (7)	UNLV, North Carolina, <b>Duke</b> , Kansas
1992	1, 2, 4, 6 (13)	<b>Duke</b> , Indiana, Cincinnati, Michigan
1993	1, 1, 1, 2 (5)	<b>North Carolina</b> , Kentucky, Michigan, Kansas
1994	1, 2, 2, 3 (8)	<b>Arkansas</b> , Arizona, Duke, Florida
1995	1, 2, 2, 4 (9)	<b>UCLA</b> , Arkansas, North Carolina, Oklahoma St.
1996	1, 1, 4, 5 (11)	<b>Kentucky</b> , Massachusetts, Syracuse, Mississippi St.
1997	1, 1, 1, 4 (7)	Kentucky, Minnesota, North Carolina, <b>Arizona</b>
1998	1, 2, 3, 3 (9)	North Carolina, <b>Kentucky</b> , Stanford, Utah
1999	1, 1, 1, 4 (7)	<b>Connecticut</b> , Duke, Michigan St., Ohio St.
2000	1, 5, 8, 8 (22)	<b>Michigan St.</b> , Florida, North Carolina, Wisconsin
2001	1, 1, 2, 3 (7)	<b>Duke</b> , Michigan St., Arizona, Maryland
2002	1, 1, 2, 5 (9)	Kansas, <b>Maryland</b> , Oklahoma, Indiana
2003	1, 2, 3, 3 (9)	Texas, Kansas, Marquette, <b>Syracuse</b>
2004	1, 2, 2, 3 (8)	Duke, <b>Connecticut</b> , Oklahoma St., Georgia Tech
2005	1, 1, 4, 5 (11)	Illinois, <b>North Carolina</b> , Louisville, Michigan St.
2006	2, 3, 4, 11 (20)	UCLA, <b>Florida</b> , LSU, George Mason
2007	1, 1, 2, 2 (6)	<b>Florida</b> , Ohio St., Georgetown, UCLA
2008	1, 1, 1, 1 (4)	<b>Kansas</b> , Memphis, North Carolina, UCLA
2009	1, 1, 2, 3 (7)	Connecticut, <b>North Carolina</b> , Michigan St., Villanova

Note: champion in bold

## Question...

All four No. 1 seeds made the Final Four in 2008. How many times have no No. 1 seeds advanced to the Final Four?

## Answer...

Twice, in 1980 and 2006.

Tournament trivia

## The Path to the Championship

Did the champion play the highest-seeded teams along the way?

Year	Team	Champion's Seed	1st	2d	RSF	RF	NSF	CH	SUM
1979	Michigan St.	2		N(10)	Y(3)	Y(1)	N(9)	Y(1)	24
1980	Louisville	2		Y(7)	N(6)	Y(1)	N(5)	N(8)	27
1981	Indiana	3		Y(6)	N(7)	N(9)	Y(1)	N(2)	25
1982	North Carolina	1		N(9)	Y(4)	N(3)	N(6)	Y(1)	23
1983	North Carolina St.	6	(11)	Y(3)	N(10)	Y(1)	N(4)	Y(1)	30
1984	Georgetown	1		N(9)	N(5)	N(10)	Y(1)	N(2)	27
1985	Villanova	8	(9)	Y(1)	N(5)	Y(2)	N(2)	Y(1)	20
1986	Louisville	2	(15)	Y(7)	Y(3)	N(8)	N(1)	Y(1)	45
1987	Indiana	1	(16)	Y(8)	N(5)	N(10)	Y(1)	N(2)	42
1988	Kansas	6	(11)	N(14)	N(7)	N(4)	N(2)	Y(1)	39
1989	Michigan	3	(14)	N(11)	Y(2)	N(5)	Y(1)	N(3)	36
1990	UNLV	1	(16)	Y(8)	N(12)	N(11)	N(4)	N(3)	54
1991	Duke	2	(15)	Y(7)	N(11)	N(4)	Y(1)	N(3)	41
1992	Duke	1	(16)	N(9)	Y(4)	Y(2)	N(2)	N(6)	39
1993	North Carolina	1	(16)	Y(8)	Y(4)	Y(2)	N(2)	Y(1)	33
1994	Arkansas	1	(16)	N(9)	N(12)	N(3)	N(2)	N(2)	44
1995	UCLA	1	(16)	Y(8)	N(5)	Y(2)	N(4)	N(2)	37
1996	Kentucky	1	(16)	N(9)	Y(4)	Y(2)	Y(1)	N(4)	36
1997	Arizona	4	(13)	N(12)	Y(1)	N(10)	Y(1)	Y(1)	38
1998	Kentucky	2	(15)	N(10)	N(6)	Y(1)	N(3)	N(3)	38
1999	Connecticut	1	(16)	N(9)	N(5)	N(10)	N(4)	Y(1)	45
2000	Michigan St.	1	(16)	Y(8)	Y(4)	Y(2)	N(8)	N(5)	43
2001	Duke	1	(16)	N(9)	Y(4)	N(6)	N(3)	N(2)	40
2002	Maryland	1	(16)	Y(8)	Y(4)	Y(2)	Y(1)	N(5)	36
2003	Syracuse	3	(14)	Y(6)	N(10)	Y(1)	Y(1)	N(2)	34
2004	Connecticut	2	(15)	Y(7)	N(6)	N(8)	Y(1)	N(3)	40
2005	North Carolina	1	(16)	N(9)	N(5)	N(6)	N(5)	Y(1)	42
2006	Florida	3	(14)	N(11)	N(7)	Y(1)	N(1)	N(2)	46
2007	Florida	1	(16)	N(9)	N(5)	N(3)	N(2)	Y(1)	36
2008	Kansas	1	(16)	Y(8)	N(12)	N(10)	Y(1)	Y(1)	48
2009	North Carolina	1	(16)	Y(8)	Y(4)	Y(2)	N(3)	N(2)	35

Y—Yes; N—No; Opponent's seed in parentheses.

## All-Tournament Teams

(First player listed each year was the most outstanding player.)

Final Four record later vacated is indicated by (\*).

### 1939

Not chosen

### 1940

Marv Huffman, Indiana  
Jay McCreary, Indiana  
Bob Menke, Indiana  
Howard Engleman, Kansas  
Bob Allen, Kansas

### 1941-51

Not chosen

### 1952

Clyde Lovellette, Kansas  
James Bredar, Illinois  
John Kerr, Illinois  
Dean Kelley, Kansas  
Bob Zawoluk, St. John's (NY)  
Ron MacGilvray, St. John's (NY)

### 1953

B.H. Born, Kansas  
Bob Leonard, Indiana  
Don Schlundt, Indiana  
Dean Kelley, Kansas  
Bob Houbregs, Washington

### 1954

Tom Gola, La Salle  
Bob Carney, Bradley  
Charlie Singley, La Salle  
Jesse Arnelle, Penn St.  
Roy Irvin, Southern California

### 1955

Bill Russell, San Francisco  
Jim Ranglos, Colorado  
Carl Cain, Iowa  
Tom Gola, La Salle  
K.C. Jones, San Francisco

### 1956

Hal Lear, Temple  
Carl Cain, Iowa  
Bill Logan, Iowa  
Hal Perry, San Francisco  
Bill Russell, San Francisco

### 1957

Wilt Chamberlain, Kansas  
John Green, Michigan St.  
Pete Brennan, North Carolina  
Lennie Rosenbluth, North Carolina  
Gene Brown, San Francisco

### 1958

Elgin Baylor, Seattle  
Johnny Cox, Kentucky  
Vern Hatton, Kentucky  
Charley Brown, Seattle  
Guy Rodgers, Temple

### 1959

Jerry West, West Virginia  
Denny Fitzpatrick, California  
Darrall Imhoff, California  
Oscar Robertson, Cincinnati  
Don Goldstein, Louisville

### 1960

Jerry Lucas, Ohio St.  
Darrall Imhoff, California  
Oscar Robertson, Cincinnati  
Mel Nowell, Ohio St.  
Tom Sanders, New York U.

### 1961

Jerry Lucas, Ohio St.  
Carl Bouldin, Cincinnati  
Bob Wiesenhahn, Cincinnati  
Larry Siegfried, Ohio St.  
\*Jack Egan, St. Joseph's

### 1962

Paul Hogue, Cincinnati  
Tom Thacker, Cincinnati  
John Havlicek, Ohio St.  
Jerry Lucas, Ohio St.  
Len Chappell, Wake Forest

### 1963

Art Heyman, Duke  
Ron Bonham, Cincinnati  
Tom Thacker, Cincinnati  
George Wilson, Cincinnati  
Les Hunter, Loyola (IL)

### 1964

Walt Hazzard, UCLA  
Jeff Mullins, Duke  
Willie Murrell, Kansas St.  
Bill Buntin, Michigan  
Gail Goodrich, UCLA

### 1965

Bill Bradley, Princeton  
Cazzie Russell, Michigan  
Gail Goodrich, UCLA  
Edgar Lacey, UCLA  
Kenny Washington, UCLA

### 1966

Jerry Chambers, Utah  
Jack Marin, Duke  
Louie Dampier, Kentucky  
Pat Riley, Kentucky  
Bobby Joe Hill, UTEP

### 1967

Lew Alcindor, UCLA  
Don May, Dayton  
Elvin Hayes, Houston  
Lucius Allen, UCLA  
Mike Warren, UCLA

### 1968

Lew Alcindor, UCLA  
Larry Miller, North Carolina  
Lucius Allen, UCLA  
Lynn Shackelford, UCLA  
Mike Warren, UCLA

### 1969

Lew Alcindor, UCLA  
Willie McCarter, Drake  
Charlie Scott, North Carolina  
Rick Mount, Purdue  
John Vallely, UCLA

### 1970

Sidney Wicks, UCLA  
Artis Gilmore, Jacksonville  
Jimmy Collins, New Mexico St.  
Curtis Rowe, UCLA  
John Vallely, UCLA

### 1971

\*Howard Porter, Villanova  
\*Hank Siemionkowski, Villanova  
\*Jim McDaniels, Western Ky.  
Steve Patterson, UCLA  
Sidney Wicks, UCLA

### 1972

Bill Walton, UCLA  
Ron King, Florida St.  
Jim Price, Louisville  
Bob McAdoo, North Carolina  
Keith Wilkes, UCLA

### 1973

Bill Walton, UCLA  
Steve Downing, Indiana  
Larry Finch, Memphis  
Larry Kenon, Memphis  
Ernie DiGregorio, Providence

### 1974

David Thompson, North Carolina St.  
Maurice Lucas, Marquette  
Tom Burleson, North Carolina St.  
Monte Towe, North Carolina St.  
Bill Walton, UCLA

### 1975

Richard Washington, UCLA  
Kevin Grevey, Kentucky  
Allen Murphy, Louisville  
Jim Lee, Syracuse  
Dave Meyers, UCLA

**1976**

Kent Benson, Indiana  
Tom Abernethy, Indiana  
Scott May, Indiana  
Rickey Green, Michigan  
Marques Johnson, UCLA

**1977**

Butch Lee, Marquette  
Bo Ellis, Marquette  
Jerome Whitehead, Marquette  
Walter Davis, North Carolina  
Mike O'Koren, North Carolina  
Cedric Maxwell, Charlotte

**1978**

Jack Givens, Kentucky  
Ron Brewer, Arkansas  
Mike Gminski, Duke  
Jim Spanarkel, Duke  
Rick Robey, Kentucky

**1979**

Magic Johnson, Michigan St.  
Mark Aguirre, DePaul  
Gary Garland, DePaul  
Larry Bird, Indiana St.  
Greg Kelsner, Michigan St.

**1980**

Darrell Griffith, Louisville  
Rodney McCray, Louisville  
Joe Barry Carroll, Purdue  
\*Rod Foster, UCLA  
\*Kiki Vandeweghe, UCLA

**1981**

Isiah Thomas, Indiana  
Jim Thomas, Indiana  
Landon Turner, Indiana  
Al Wood, North Carolina  
Jeff Lamp, Virginia

**1982**

James Worthy, North Carolina  
Patrick Ewing, Georgetown  
Eric Floyd, Georgetown  
Michael Jordan, North Carolina  
Sam Perkins, North Carolina

**1983**

Akeem Olajuwon, Houston  
Thurl Bailey, North Carolina St.  
Sidney Lowe, North Carolina St.  
Dereck Whittenburg, North Carolina St.  
Milt Wagner, Louisville

**1984**

Patrick Ewing, Georgetown  
Michael Graham, Georgetown

Alvin Franklin, Houston  
Akeem Olajuwon, Houston  
Michael Young, Houston

**1985**

Ed Pinckney, Villanova  
Patrick Ewing, Georgetown  
Harold Jensen, Villanova  
Dwayne McClain, Villanova  
Gary McLain, Villanova

**1986**

Pervis Ellison, Louisville  
Mark Alarie, Duke  
Tommy Amaker, Duke  
Johnny Dawkins, Duke  
Billy Thompson, Louisville

**1987**

Keith Smart, Indiana  
Steve Alford, Indiana  
Armon Gilliam, UNLV  
Derrick Coleman, Syracuse  
Sherman Douglas, Syracuse

**1988**

Danny Manning, Kansas  
Sean Elliott, Arizona  
Milt Newton, Kansas  
Stacey King, Oklahoma  
Dave Sieger, Oklahoma

**1989**

Glen Rice, Michigan  
Danny Ferry, Duke  
Rumeal Robinson, Michigan  
Gerald Greene, Seton Hall  
John Morton, Seton Hall

**1990**

Anderson Hunt, UNLV  
Phil Henderson, Duke  
Dennis Scott, Georgia Tech  
Stacey Augmon, UNLV  
Larry Johnson, UNLV

**1991**

Christian Laettner, Duke  
Bobby Hurley, Duke  
Bill McCaffrey, Duke  
Mark Randall, Kansas  
Anderson Hunt, UNLV

**1992**

Bobby Hurley, Duke  
Grant Hill, Duke  
Christian Laettner, Duke  
\*Jalen Rose, Michigan  
\*Chris Webber, Michigan

**1993**

Donald Williams, North Carolina  
Jamal Mashburn, Kentucky  
\*Chris Webber, Michigan  
George Lynch, North Carolina  
Eric Montross, North Carolina

**1994**

Corliss Williamson, Arkansas  
Corey Beck, Arkansas  
Scotty Thurman, Arkansas  
Grant Hill, Duke  
Antonio Lang, Duke

**1995**

Ed O'Bannon, UCLA  
Clint McDaniels, Arkansas  
Corliss Williamson, Arkansas  
Bryant Reeves, Oklahoma St.  
Toby Bailey, UCLA

**1996**

Tony Delk, Kentucky  
Ron Mercer, Kentucky  
\*Marcus Camby, Massachusetts  
Todd Burgan, Syracuse  
John Wallace, Syracuse

**1997**

Miles Simon, Arizona  
Mike Bibby, Arizona  
Ron Mercer, Kentucky  
Scott Padgett, Kentucky  
Bobby Jackson, Minnesota

**1998**

Jeff Sheppard, Kentucky  
Scott Padgett, Kentucky  
Arthur Lee, Stanford  
Michael Doleac, Utah  
Andre Miller, Utah

**1999**

Richard Hamilton, Connecticut  
Khalid El-Amin, Connecticut  
Richard Moore, Connecticut  
Elton Brand, Duke  
Trajan Langdon, Duke

**2000**

Mateen Cleaves, Michigan St.  
Udonis Haslem, Florida  
Charlie Bell, Michigan St.  
A.J. Granger, Michigan St.  
Morris Peterson, Michigan St.

**2001**

Shane Battier, Duke  
Mike Dunleavy, Duke  
Jason Williams, Duke

Richard Jefferson, Arizona  
Loren Woods, Arizona

**2002**

Juan Dixon, Maryland  
Lonny Baxter, Maryland  
Chris Wilcox, Maryland  
Dane Fife, Indiana  
Kyle Hornsby, Indiana

**2003**

Carmelo Anthony, Syracuse  
Gerry McNamara, Syracuse  
Nick Collison, Kansas  
Kirk Hinrich, Kansas  
Keith Langford, Kansas

**2004**

Emeka Okafor, Connecticut  
Rashad Anderson, Connecticut  
Ben Gordon, Connecticut  
Will Bynum, Georgia Tech  
Luke Schenscher, Georgia Tech

**2005**

Sean May, North Carolina  
Luther Head, Illinois  
Deron Williams, Illinois  
Raymond Felton, North Carolina  
Rashad McCants, North Carolina

**2006**

Joakim Noah, Florida  
Corey Brewer, Florida  
Taurean Green, Florida  
Lee Humphrey, Florida  
Jordan Farmar, UCLA

**2007**

Corey Brewer, Florida  
Lee Humphrey, Florida  
Al Horford, Florida  
Mike Conley Jr., Ohio St.  
Greg Oden, Ohio St.

**2008**

Mario Chalmers, Kansas  
Darrell Arthur, Kansas  
Brandon Rush, Kansas  
Chris Douglas-Roberts, Memphis  
Derrick Rose, Memphis

**2009**

Wayne Ellington, North Carolina  
Kalin Lucas, Michigan St.  
Goran Suton, Michigan St.  
Tyler Hansbrough, North Carolina  
Ty Lawson, North Carolina

**All-Decade Teams**

*Note: All selections made before the 1988 tournament.*

**ALL-TIME TEAM**

Lew Alcindor, UCLA (1967-68-69)  
Larry Bird, Indiana St. (1979)  
Wilt Chamberlain, Kansas (1957)  
Earvin "Magic" Johnson, Michigan St. (1979)  
Michael Jordan, North Carolina (1982)

**1939-49**

Howie Dallmar, Stanford (1942)  
Jim Pollard, Stanford (1942)  
Kenny Sailors, Wyoming (1943)  
Arnie Ferrin, Utah (1944)  
Bob Kurland, Oklahoma St. (1945-46)  
Gerald Tucker, Oklahoma (1947)  
George Kaftan, Holy Cross (1947)  
Ralph Beard, Kentucky (1948-49)  
Alex Groza, Kentucky (1948-49)  
Dwight Eddleman, Illinois (1949)

**1950-59**

Clyde Lovellette, Kansas (1952)  
Tom Gola, La Salle (1954)  
K.C. Jones, San Francisco (1955)

Bill Russell, San Francisco (1955-56)  
Wilt Chamberlain, Kansas (1957)  
Lennie Rosenbluth, North Carolina (1957)  
Elgin Baylor, Seattle (1958)  
Guy Rodgers, Temple (1958)  
Jerry West, West Virginia (1959)  
Oscar Robertson, Cincinnati (1959-60)

**1960-69**

Jerry Lucas, Ohio St. (1960-61)  
John Havlicek, Ohio St. (1961-62)  
Gail Goodrich, UCLA (1964-65)  
Walt Hazzard, UCLA (1964)  
Jeff Mullins, Duke (1964)  
Bill Bradley, Princeton (1965)  
Cazzie Russell, Michigan (1965)  
Elvin Hayes, Houston (1967-68)  
Lew Alcindor, UCLA (1967-68-69)  
Charlie Scott, North Carolina (1968-69)

**1970-79**

Sidney Wicks, UCLA (1969-70)  
Bill Walton, UCLA (1972-73-74)  
Keith Wilkes, UCLA (1972-73-74)  
David Thompson, North Carolina St. (1974)  
Marques Johnson, UCLA (1975-76)  
Kent Benson, Indiana (1976)  
Scott May, Indiana (1976)  
Jack Givens, Kentucky (1978)

Larry Bird, Indiana St. (1979)  
Earvin "Magic" Johnson, Michigan St. (1979)

**1980-87**

Darrell Griffith, Louisville (1980)  
Rodney McCray, Louisville (1980)  
Isiah Thomas, Indiana (1981)  
Patrick Ewing, Georgetown (1982-84-85)  
Michael Jordan, North Carolina (1982)  
James Worthy, North Carolina (1982)  
Akeem Olajuwon, Houston (1983-84)  
Ed Pinckney, Villanova (1985)  
Johnny Dawkins, Duke (1986)  
Steve Alford, Indiana (1987)

**SELECTION PANEL**

Denny Crum, Louisville  
Dean Smith, North Carolina  
Joe B. Hall, Kentucky  
Pete Newell, California  
Vic Bubas, Sun Belt Conference  
Dave Gavitt, Big East Conference  
Jud Heathcote, Michigan St.  
John Thompson, Georgetown  
Henry Iba, Oklahoma St.  
John Wooden, UCLA  
Wayne Duke, Big Ten Conference

## Consensus All-Americans in the Final Four

(Players who were consensus All-Americans the year their team played in the Final Four.)

Final Four record later vacated is indicated by (\*).

Injured in regional final game and did not play in Final Four is indicated by (#).

### ARIZONA

Sean Elliott 1988

### ARKANSAS

Johnny Adams 1941

### BRADLEY

Paul Unruh 1950

### CALIFORNIA

Darrall Imhoff 1960

### CINCINNATI

Oscar Robertson 1959-60

Ron Bonham 1963

Tom Thacker 1963

### CONNECTICUT

Richard Hamilton 1999

Emeka Okafor 2004

### DARTMOUTH

Audley Brindley 1944

### DUKE

Art Heyman 1963

Johnny Dawkins 1986

Danny Ferry 1989

Christian Laettner 1992

Grant Hill 1994

Elton Brand 1999

Shane Battier 2001

Jason Williams 2001

### GEORGETOWN

Eric Floyd 1982

Patrick Ewing 1984-85

### HOUSTON

Elvin Hayes 1967-68

Akeem Olajuwon 1984

### ILLINOIS

Rod Fletcher 1952

Dee Brown 2005

### INDIANA

Kent Benson 1976

Scott May 1976

Isiah Thomas 1981

Steve Alford 1987

### INDIANA ST.

Larry Bird 1979

### KANSAS

Clyde Lovellette 1952

Wilt Chamberlain 1957

Danny Manning 1988

Drew Gooden 2002

Nick Collison 2003

### KANSAS ST.

Bob Boozer 1958

### KENTUCKY

Ralph Beard 1948-49

Alex Groza 1949

Bill Spivey 1951

Jamal Mashburn 1993

Tony Delk 1996

Ron Mercer 1997

### LA SALLE

Tom Gola 1954-55

### LOUISVILLE

Darrell Griffith 1980

### LOYOLA (IL)

Jerry Harkness 1963

### MARQUETTE

Dwyane Wade 2003

### MARYLAND

Juan Dixon 2002

### MASSACHUSETTS

Marcus Camby 1996

### MEMPHIS

\*Keith Lee 1985

Chris Douglas-Roberts 2008

### MICHIGAN

Cazzie Russell 1965

Chris Webber 1993

### MICHIGAN ST.

Magic Johnson 1979

Mateen Cleaves 1999

### UNLV

Larry Johnson 1990-91

### NORTH CAROLINA

Lennie Rosenbluth 1957

Larry Miller 1968

Bob McAdoo 1972

Phil Ford 1977

James Worthy 1982

Jerry Stackhouse 1995

Antawn Jamison 1998

Tyler Hansbrough 2008-09

### NORTH CAROLINA ST.

David Thompson 1974

### OHIO ST.

Jimmy Hull 1939

Jerry Lucas 1961-62

### OKLAHOMA

Gerald Tucker 1947

### OKLAHOMA ST.

Bob Kurland 1945-46

### OREGON

Slim Wintermute 1939

### PRINCETON

Bill Bradley 1965

### PROVIDENCE

Ernie DiGregorio 1973

### PURDUE

Rick Mount 1969

Joe Barry Carroll 1980

### ST. BONAVENTURE

#Bob Lanier 1970

### ST. JOHN'S (NY)

Chris Mullin 1985

### SAN FRANCISCO

Bill Russell 1955-56

### SEATTLE

Elgin Baylor 1958

### SOUTHERN CALIFORNIA

Ralph Vaughn 1940

### TEMPLE

Guy Rodgers 1958

### TEXAS

T.J. Ford 2003

### UCLA

Walt Hazzard 1964

Gail Goodrich 1965

Lew Alcindor 1967-69

Sidney Wicks 1971

Henry Bibby 1972

Bill Walton 1972-74

Keith Wilkes 1973-74

Dave Meyers 1975

Richard Washington 1976

Ed O'Bannon 1995

Arron Afflalo 2007

Kevin Love 2008

### VIRGINIA

Ralph Sampson 1981

### WAKE FOREST

Len Chappell 1962

### WASHINGTON

Bob Houbregs 1953

### WESTERN KY.

\*Jim McDaniels 1971

### WISCONSIN

Gene Englund 1941

### WYOMING

Kenny Sailors 1943

## Game Officials

Officiated the championship game is indicated by (#).

### 1939

Lyle Clarno#

John Getchell#

### 1940

Gil MacDonald#

Ted O'Sullivan#

### 1941

Wally Cameron#

Bill Haarlow#

### 1942

Glenn Adams#

Abb Curtis#

### 1943

Matty Begovich#

Pat Kennedy#

### 1944

Paul Menton#

James Osborne#

### 1945

Glenn Adams#

James Beiersdorfer

Edward Boyle

Abb Curtis#

### 1946

Jocko Collins#

Pat Kennedy#

John Nucatola

William Orwig

### 1947

Hagan Anderson#

Bill Haarlow

Pat Kennedy#

William Orwig

### 1948

Matty Begovich

Bill Haarlow#

Gil MacDonald#

James Osborne

### 1949

Abb Curtis

Hal Lee#

Tim McCullough#

Cliff Ogden

### 1950

Lou Eisenstein#

Ronald Gibbs#

Remy Meyer

John Morrow

### 1951

Joe Conway#

### 1952

Joe Conway

Lou Eisenstein#

Edward Boyle

Cliff Ogden#

### 1953

Joe Conway

Alex George

Al Lightner#

Cliff Ogden

### 1954

Hagan Anderson#

Dick Ball

Ross Dean#

Jim Enright

### 1955

Phil Fox

Mike Milner

Max Mohr

Cliff Ogden

### 1956

Tommy Bell

Alex George

Red Mihalik

Harvey Murdock

### 1957

Hagan Anderson#

Joe Conway#

Al Lightner

Cliff Ogden

### 1958

Joe Conway#

Al Mercer

Red Mihalik

John Morrow

### 1959

Tommy Bell#

Charles Chuckovits

Al Lightner

Floyd Magnusson

Red Mihalik#

### 1960

Joe Conway

William Fouts

Alex George#

Red Mihalik

### 1961

Ernest Filiberti#

Phil Fox#

Tom Glennon

Lenny Wirtz

### 1962

Charles Eckman#

Dan Elser

Rudy Marick#

Dan Watson

### 1963

Bill Bussenius#

Alex George#

Jim Lenon

Chuck Ovtiz

### 1964

Charles Fouty

Jim Lenon#

Steve Honzo

Red Mihalik#

### 1965

Steve Honzo#

Bob Korte

Floyd Magnuson

Red Mihalik#

### 1966

Bill Bussenius

Steve Honzo#

Thornton Jenkins#

Lenny Wirtz

### 1967

Lenny Wirtz#

### 1968

Bill Bussenius

Charles Fouty#

Steve Honzo#

**1978**

Jim Bain#  
Roy Clymer#  
Jim Howell  
Dale Kelley

**1979**

Frank Buckiewicz  
Gary Muncy#  
Hank Nichols#  
Jody Silvester  
Rich Weiler  
Lenny Wirtz#

**1980**

Robert Herrold  
Larry Lembo#  
Hank Nichols#  
Bob Rhodes  
Booker Turner  
Rich Weiler#

**1981**

Bobby Dibbler  
Jim Howell  
Dale Kelley  
Ken Lauderdale#  
Lou Moser#  
Booker Turner#

**1982**

John Dabrow#  
Bobby Dibbler#  
Joe Forte  
Hank Nichols#  
Tom Rucker  
Bob Wortman

**1983**

Joe Forte#  
Paul Housman#  
Larry Lembo  
Hank Nichols#  
Booker Turner  
Rich Weiler

**1984**

Jim Clark  
Hank Nichols  
Dick Paparo  
Ron Spitler#  
Mike Tanco#  
Booker Turner#

**1985**

Jim Burr

John Clougherty#  
Bobby Dibbler#  
Willis McJunkin  
Don Rutledge#  
Charles Vacca

**1986**

John Clougherty  
Tom Fincken  
Joe Forte  
Paul Galvan  
Hank Nichols#  
Dick Paparo  
Pete Pavia#  
Don Rutledge#  
Lenny Wirtz

**1987**

John Clougherty  
Nolan Fine#  
Joe Forte#  
Paul Galvan  
Luis Grillo  
Rusty Herring  
Dick Paparo  
Don Rutledge  
Jody Silvester#

**1988**

Jim Burr  
John Clougherty#  
Joe Forte  
Luis Grillo  
Tim Higgins#  
Ed Hightower#  
Paul Housman  
Larry Lembo  
Booker Turner

**1989**

John Clougherty#  
Mickey Crowley#  
Tom Harrington  
Ed Hightower  
Ted Hillary  
David Jones  
Larry Lembo  
Tom Rucker#  
Don Rutledge

**1990**

Jim Bain  
Richie Ballesteros#  
Frank Bosone  
Jim Burr

Gerry Donaghy  
Tim Higgins#  
Ed Hightower#  
Dick Paparo  
Jim Stupin

**1991**

Jim Burr#  
John Clougherty  
Mickey Crowley#  
Gerry Donaghy  
Ed Hightower  
Tom O'Neill  
Pete Pavia  
Charles Range#  
Ted Valentine

**1992**

Jim Burr  
John Clougherty  
Gerry Donaghy#  
Tom Harrington#  
Tim Higgins  
Ed Hightower  
David Libbey#  
Don Rutledge  
Ted Valentine

**1993**

Jim Burr  
John Clougherty  
Gerry Donaghy  
Tom Harrington#  
Ed Hightower#  
Dick Paparo  
Larry Rose  
Jim Stupin#  
Ted Valentine

**1994**

Jim Burr#  
Ted Hillary  
Ed Hightower  
David Libbey  
Tom Rucker  
Mike Sanzere  
Jody Silvester#  
Jim Stupin  
Ted Valentine#

**1995**

Jim Burr#  
John Cahill#  
Tom Harrington  
Tom Lopes

Gene Monje  
Dick Paparo  
Andre Pattillo  
Charles Range  
Ted Valentine#

**1996**

John Clougherty#  
Ed Hightower  
Michael Kitts  
David Libbey#  
Andre Pattillo  
Tom Rucker  
Mike Sanzere  
Frank Scagliotta  
Scott Thornley#

**1997**

Gerald Boudreaux  
Jim Burr  
John Clougherty  
Tim Higgins#  
David Libbey  
Tom O'Neill#  
Andre Pattillo  
Frank Scagliotta  
Ted Valentine#

**1998**

Jim Burr#  
John Clougherty  
Bob Donato  
Donnee Gray#  
Tim Higgins  
Andre Pattillo  
Larry Rose  
Don Rutledge  
Mike Sanzere#

**1999**

Gerald Boudreaux#  
Jim Burr  
John Cahill  
Tim Higgins#  
David Libbey  
Larry Rose  
Curtis Shaw  
Scott Thornley#  
Mark Whitehead

**2000**

Gerald Boudreaux#  
Jim Burr#  
John Cahill  
John Clougherty

Donnee Gray  
David Hall#  
Tim Higgins  
Andre Pattillo  
Jody Silvester

**2001**

Gerald Boudreaux#  
Ed Corbett#  
Bob Donato  
Tony Greene  
Tim Higgins  
Ted Hillary  
David Libbey  
Mark Reischling  
Scott Thornley#

**2002**

Jim Burr#  
Dick Cartmell#  
Ed Corbett  
Duke Edsall  
Tony Greene#  
Tim Higgins  
Ed Hightower  
Michael Kitts  
David Libbey

**2003**

Gerald Boudreaux#  
Dick Cartmell#  
Reginald Cofer#  
Donnee Gray  
Karl Hess  
Michael Kitts  
David Libbey  
Tom Lopes  
Larry Rose

**2004**

Jim Burr  
Dick Cartmell#  
Donnee Gray  
David Hall  
Verne Harris#  
Tim Higgins  
Ted Hillary  
Randy McCall#  
Olandis Poole

**2005**

Jim Burr  
John Cahill#  
Ed Corbett#  
Robert Donato

Reggie Greenwood  
Verne Harris#  
Ed Hightower  
Randy McCall  
Doug Shows

**2006**

Jim Burr#  
John Cahill#  
Dick Cartmell  
Ed Corbett  
Tony Greene#  
Karl Hess  
Ed Hightower  
Curtis Shaw  
Ted Valentine

**2007**

Dick Cartmell  
Ed Corbett#  
Tony Greene#  
Verne Harris  
Karl Hess#  
Mike Kitts  
Tom O'Neill  
Curtis Shaw  
Ted Valentine

**2008**

John Cahill#  
J.D. Collins  
Ed Corbett#  
Tom Eades  
Tony Greene  
Verne Harris  
Karl Hess  
Ed Hightower#  
Curtis Shaw

**2009**

John Cahill  
Patrick Driscoll  
Tony Greene#  
Karl Hess  
Leslie Jones  
Tom O'Neill#  
Curtis Shaw#  
Michael Stuart  
Scott Thornley

## All-Time Participants

### TEAM (Appearances-Players)

**ARIZONA (4-36)**

Gilbert Arenas 2001  
Mike Bibby 1997  
Joseph Blair 1994  
A.J. Bramlett 1997  
Andy Brown 1994  
Jud Buechler 1988  
Anthony Cook 1988  
Bennett Davison 1997  
Michael Dickerson 1997  
Eugene Edgeron 1997, 2001  
Sean Elliott 1988  
Kevin Flanagan 1994  
Jason Gardner 2001  
Reggie Geary 1994  
Donnell Harris 1997  
Richard Jefferson 2001  
Jarvis Kelley 1994  
Steve Kerr 1988  
Kenny Lofton 1988  
Harvey Mason 1988  
Joe McLean 1994  
Craig McMillan 1988  
Ray O'wes 1994  
Khalid Reeves 1994  
Jason Richey 1994

Dylan Rigdon 1994  
Miles Simon 1997  
Damon Stoudamire 1994  
Jason Terry 1997  
Tom Tolbert 1988  
Joe Turner 1988  
Luke Walton 2001  
Justin Wessel 2001  
Corey Williams 1994  
Loren Woods 2001  
Michael Wright 2001

**ARKANSAS (6-51)**

Johnny Adams 1941  
O'Neal Adams 1941  
Corey Beck 1994-95  
Chris Bennett 1978  
Ken Biley 1994  
Arlyn Bowers 1990  
Ron Brewer 1978  
Tony Byles 1945  
Gordon Carpenter 1941  
Jody Copeland 1945  
Jim Counce 1978  
Mario Credit 1990  
Todd Day 1990  
Marvin Delph 1978  
Al Dillard 1994-95  
Bill Flynt 1945  
John Freiberg 1941  
Reggie Garrett 1995  
Darrell Hawkins 1990  
Howard Hickey 1941

Lenzie Howell 1990  
Ron Huery 1990  
Charles Jolliff 1945  
Kenneth Kearne 1945  
George Kok 1945  
Warren Linn 1990  
Larry Marks 1990  
Elmer Martin 1995  
Lee Mayberry 1990  
Clint McDaniel 1994-95  
Oliver Miller 1990  
Sidney Moncrief 1978  
Ernie Murry 1990  
R.C. Pitts 1941  
Ulysses Reed 1978  
Ocie Richie 1945  
Davor Rimalac 1994-95  
Nobel Robbins 1941  
Darnell Robinson 1994-95  
Steve Schall 1978  
Frank Schumchyk 1945  
Mike Schumchyk 1945  
Dwight Stewart 1994-95  
Scotty Thurman 1994-95  
Paul Wheeler 1945  
Cannon Whitby 1990  
Landis Williams 1995  
Corliss Williamson 1994-95  
Lee Wilson 1994-95  
Clayton Wynne 1941  
Alan Zahn 1978

**BAYLOR (2-15)**

Gordon Carrington 1950  
Gerald Cobb 1950  
Bill DeWitt 1948, 50  
W.A. Fleetwood 1950  
William Harris 1950  
Don Heathington 1948, 50  
William Hickman 1948, 50  
Edward Hovde 1950  
Bill Johnson 1948, 50  
Norman Mullins 1950  
James Owens 1948  
Odell Preston 1948, 50  
Ralph Pulley 1948  
Jackie Robinson 1948  
William Srack 1948, 50

**BRADLEY (2-22)**

Harvey Babetch 1954  
Elmer Behnke 1950  
Bob Carney 1954  
Mike Chianakas 1950  
Dick Estergard 1954  
Jack Gower 1954  
Bud Grover 1950  
Jim Kelly 1950  
John Kent 1954  
Barney Kilcullen 1954  
Ed King 1954  
Billy Mann 1950  
Dino Melchiorre 1950  
Gene Melchiorre 1950  
Lee O'Connell 1954

Richard Petersen 1954  
 Aaron Preece 1950  
 John Riley 1954  
 Fred Schlichtman 1950  
 Joe Stowell 1950  
 Paul Unruh 1950  
 Lee Utt 1954

#### **CALIFORNIA (3-29)**

Bill Alexander 1960  
 Bob Anderson 1946  
 Ned Averback 1960  
 Al Buch 1959  
 Bob Dalton 1959  
 Les Dean 1946  
 Dick Doughty 1959-60  
 Denny Fitzpatrick 1959  
 Tandy Gillis 1960  
 Jack Grout 1959  
 Bob Hogeboom 1946  
 Lowell Holcombe 1946  
 Darrall Imhoff 1959-60  
 Merv LaFaille 1946  
 Dick Larner 1946  
 Jerry Mann 1960  
 Bill McClintock 1959-60  
 Stan Morrison 1960  
 Art Mower 1946  
 Ed Pearson 1960  
 Cal Riemcke 1946  
 Earl Shultz 1960  
 Bernie Simpson 1959  
 James Smith 1946  
 Dave Stafford 1960  
 George Walker 1946  
 Bob Wendell 1960  
 Andy Wolfe 1946  
 Jim Wray 1946

#### **CHARLOTTE (1-12)**

Ken Angel 1977  
 Todd Crowley 1977  
 Jeff Gruber 1977  
 Mike Hester 1977  
 Chad Kinch 1977  
 Kevin King 1977  
 Lew Massey 1977  
 Cedric Maxwell 1977  
 Phil Scott 1977  
 Melvin Watkins 1977  
 Lee Whitfield 1977  
 Jerry Winston 1977

#### **CINCINNATI (6-36)**

Mark Altenau 1961  
 Corie Blount 1992  
 Ron Bonham 1962-63  
 Carl Bouldin 1959-61  
 John Bryant 1960  
 Anthony Buford 1992  
 Jim Calhoun 1961  
 Dick Cetrone 1959  
 Ken Cunningham 1963  
 Ralph Davis 1959-60  
 Fred Dierking 1960-61  
 Tarrance Gibson 1992  
 Dale Heidotting 1961, 63  
 Paul Hogue 1960-62  
 Allen Jackson 1992  
 Herb Jones 1992  
 Mel Landfried 1959  
 Erik Martin 1992  
 Fritz Meyer 1963  
 Ron Nall 1959  
 Terry Nelson 1992  
 Sandy Pomerantz 1960  
 Ron Reis 1960  
 Oscar Robertson 1959-60  
 Jeff Scott 1992  
 Larry Shingleton 1961, 63  
 Tom Sizer 1960-62  
 Gene Smith 1963  
 Dave Tenwick 1959  
 Tom Thacker 1961-63  
 Nick Van Exel 1992  
 Bill Whitaker 1959  
 Bob Wiesenahn 1959-61  
 Larry Willey 1959-60  
 George Wilson 1962-63  
 Tony Yates 1961-63

#### **CCNY (2-18)**

Mason Benson 1947  
 Herb Cohen 1950

Irwin Dambrot 1947, 50  
 Phil Farbman 1947  
 Everett Finestone 1947  
 Joe Galiber 1947, 50  
 Sonny Jameson 1947  
 Floyd Layne 1950  
 Norman Mager 1950  
 Paul Malamed 1947  
 Lionel Malamed 1947  
 Ronald Nadell 1950  
 Edward Roman 1950  
 Alvin Roth 1950  
 Paul Schmones 1947  
 Hilpy Shapiro 1947  
 Sidney Trubowitz 1947  
 Edward Warner 1950

#### **COLORADO (2-18)**

Melvin Coffman 1955  
 Robert Doll 1942  
 Jim Grant 1955  
 Burdette Haldorson 1955  
 George Hamburg 1942  
 George Hannah 1955  
 Horace Huggins 1942  
 Bob Jeangerard 1955  
 Bob Kirchner 1942  
 Floyd Mansfield 1955  
 Leason McCloud 1942  
 Charlie Mock 1955  
 Heath Nuckolls 1942  
 Bill Peterson 1955  
 Donald Putnam 1942  
 Jim Ranglos 1955  
 Wilbert Walter 1955  
 Bob Yardley 1955

#### **CONNECTICUT (3-28)**

Jeff Adrien 2009  
 Rashad Anderson 2004  
 Hilton Armstrong 2004  
 Craig Austrie 2009  
 Donnell Beverly 2009  
 Josh Boone 2004  
 Denham Brown 2004  
 Taliek Brown 2004  
 Gavin Edwards 2009  
 Khalid El-Amin 1999  
 Kevin Freeman 1999  
 Ben Gordon 2004  
 Richard Hamilton 1999  
 E. J. Harrison 1999  
 Rashamel Jones 1999  
 Antric Klaiber 1999  
 Ricky Moore 1999  
 Albert Mouring 1999  
 Emeka Okafor 2004  
 A.J. Price 2009  
 Stanley Robinson 2009  
 Edmund Saunders 1999  
 Hasheem Thabeet 2009  
 Shamon Tooles 2004  
 Charlie Villanueva 2004  
 Jake Voskuhl 1999  
 Kemba Walker 2009  
 Souleymane Wane 1999

#### **DARTMOUTH (2-20)**

James Briggs 1942  
 Audley Brindley 1944  
 Robert Gale 1944  
 Vincent Goering 1944  
 Harry Leggat 1944  
 Richard McGuire 1944  
 Gordon McKernan 1942  
 Walter Mercer 1944  
 John Monahan 1944  
 George Munroe 1942  
 Franklin Murphy 1944  
 Robert Myers 1942  
 Everett Nordstrom 1944  
 William Parmer 1942  
 Charles Pearson 1942  
 Henry Pogue 1942  
 James Olsen 1942  
 Connor Shaw 1942  
 Stanley Skaug 1942  
 Joseph Vancisin 1944

#### **DAYTON (1-12)**

Tom Heckman 1967  
 Bob Hooper 1967  
 Dave Inderrieden 1967  
 Gene Klaus 1967

Don May 1967  
 Dan Obrovac 1967  
 Dan Sadlier 1967  
 John Samanich 1967  
 Ned Sharpenter 1967  
 Glinder Torain 1967  
 Jim Wannemacher 1967  
 Rudy Waterman 1967

#### **DePAUL (2-15)**

Mark Aguirre 1979  
 Clyde Bradshaw 1979  
 Jimmy Cominsky 1943  
 Mel Frailey 1943  
 Gary Garland 1979  
 John Jorgenson 1943  
 Tony Kelly 1943  
 William Madley 1979  
 Dennis McGuire 1979  
 George Mikan 1943  
 James Mitchem 1979  
 Chris Nikitas 1979  
 Bill Ryan 1943  
 Dick Starzyk 1943  
 Curtis Watkins 1979

#### **DRAKE (1-12)**

Don Draper 1969  
 Ron Gwin 1969  
 Bob Mast 1969  
 Willie McCarter 1969  
 Jim O'Dea 1969  
 Garry Odom 1969  
 Dolph Pulliam 1969  
 Dale Teeter 1969  
 Rick Wanamaker 1969  
 Al Williams 1969  
 Willie Wise 1969  
 Gary Zeller 1969

#### **DUKE (14-89)**

Alaa Abdelnaby 1988-90  
 Mark Alarie 1986  
 Tommy Amaker 1986  
 Christian Ast 1992  
 William Avery 1999  
 Eugene Banks 1978  
 Tony Barone 1966  
 Shane Battier 1999, 2001  
 Bob Bender 1978  
 Jay Bilas 1986  
 Kenny Blakeney 1992  
 Carlos Boozer 2001  
 Elton Brand 1999  
 Robert Brickley 1988-90  
 Clay Buckley 1989-90  
 Jay Buckley 1963-64  
 Andre Buckner 2001  
 Chris Burgess 1999  
 George Burgin 1989  
 Ron Burt 1992  
 Jeff Capel 1994  
 Chris Carrawell 1999  
 Warren Chapman 1966  
 Marty Clark 1992, 94  
 Chris Collins 1994  
 Joe Cook 1988, 90  
 Ray Cox 1963-64  
 Brian Davis 1989-92  
 Johnny Dawkins 1986  
 Luol Deng 2004  
 Kenny Dennard 1978  
 Sean Dockery 2004  
 Chris Duhon 2001, 04  
 Mike Dunleavy 2001  
 Daniel Ewing 2004  
 Dennis Ferguson 1963-64  
 Danny Ferry 1986, 88-89  
 Mike Gminski 1978  
 Scott Goetsch 1978  
 John Harrell 1978  
 Buzzy Harrison 1963-64  
 Frank Harscher 1964  
 David Henderson 1986  
 Phil Henderson 1988-90  
 Ron Herbst 1963-64  
 Art Heyman 1963  
 Grant Hill 1991-92, 94  
 Thomas Hill 1990-92  
 Nick Horvath 2004  
 Bobby Hurley 1990-92  
 Nate James 1999, 2001  
 Bob Jamieson 1963

Joe Kennedy 1966  
 Billy King 1986  
 Brent Kitching 1963-64  
 Tim Kolodziej 1966  
 Greg Koubek 1988-91  
 Chris Laettner 1989-92  
 Antonio Lang 1991-92, 94  
 Trajan Langdon 1999  
 Mike Lewis 1966  
 Jim Liccardo 1966  
 Corey Maggette 1999  
 Ted Mann 1963-64  
 Jack Marin 1964, 66  
 Bill McCaffrey 1990-91  
 Erik Meek 1992, 94  
 Lee Melchionni 2004  
 Jeff Mullins 1963-64  
 Greg Newton 1994  
 Crawford Palmer 1989-91  
 Cherokee Parks 1992, 94  
 Shavlik Randolph 2004  
 J.J. Redick 2004  
 Bob Riedy 1966  
 Casey Sanders 2001  
 Fred Schmidt 1963  
 John Smith 1988-89  
 Quin Snyder 1988-89  
 Jim Spanarkel 1978  
 Kevin Strickland 1986  
 Jim Suddath 1978  
 Hack Tison 1963-64  
 Steve Vacendak 1964, 66  
 Bob Verga 1966  
 Ron Wendein 1966  
 Jason Williams 2001  
 Shelden Williams 2004  
 Weldon Williams 1986

#### **DUQUESNE (1-7)**

Moe Becker 1940  
 Rudy Debnar 1940  
 Lou Kasperik 1940  
 Bill Lacey 1940  
 Melvin Milkovich 1940  
 George Reiber 1940  
 Paul Widowitz 1940

#### **FLORIDA (4-30)**

Kevin Anderson 1994  
 Corey Brewer 2006-07  
 Matt Bonner 2000  
 Craig Brown 1994  
 Dan Cross 1994  
 Andrew DeClercq 1994  
 Teddy Dupay 2000  
 Svein Dyrkolbotn 1994  
 Taurean Green 2006-07  
 Justin Hamilton 2000  
 Donnell Harvey 2000  
 Udonis Haslem 2000  
 Dametri Hill 1994  
 Walter Hodge 2006-07  
 Al Horford 2006-07  
 David Huertas 2006  
 Lee Humphrey 2006-07  
 Martti Kuisma 1994  
 Mike Miller 2000  
 Adrian Moss 2006  
 Brett Nelson 2000  
 Joakim Noah 2006-07  
 Major Parker 2000  
 Chris Richard 2006-07  
 Marreese Speights 2007  
 Brian Thompson 1994  
 Kenyan Weaks 2000  
 Dan Werner 2007  
 Greg Williams 1994  
 Brent Wright 2000

#### **FLORIDA ST. (1-9)**

Ottis Cole 1972  
 Rowland Garrett 1972  
 Larry Gay 1972  
 Ron Harris 1972  
 Ron King 1972  
 Lawrence McCray 1972  
 Otto Petty 1972  
 Reggie Royals 1972  
 Greg Samuel 1972

#### **GEORGE MASON (1-11)**

Tim Burns 2006  
 Lamar Butler 2006  
 Folarin Campbell 2006



Jordan Carter 2006  
Chris Fleming 2006  
Sammy Hernandez 2006  
Makan Konate 2006  
Jai Lewis 2006  
Gabe Norwood 2006  
Tony Skinn 2006  
Will Thomas 2006

**GEORGETOWN (5-40)**

Horace Broadnax 1984-85  
Fred Brown 1982, 84  
Tyler Crawford 2007  
Ralph Dalton 1984-85  
Robert Duffey 1943  
Patrick Ewing 1982, 84-85  
Patrick Ewing Jr. 2007  
William Feeney 1943  
Frank Finnerty 1943  
Eric Floyd 1982  
Kevin Floyd 1985  
Dan Gabbianelli 1943  
Michael Graham 1984  
Jeff Green 2007  
Mike Hancock 1982  
Bill Hassett 1943  
Roy Hibbert 2007  
Ron Highsmith 1985  
Henry Hyde 1943  
Michael Jackson 1984-85  
Anthony Jones 1982  
Daniel Kraus 1943  
Tyrone Lockhart 1985  
Vernon Macklin 2007  
John Mahnken 1943  
Bill Martin 1982, 84-85  
Grady Mateen 1985  
Perry McDonald 1985  
Victor Morris 1984  
Lloyd Potolicchio 1943  
James Reilly 1943  
Jeremiah Rivers 2007  
Jessie Sapp 2007  
Eric Smith 1982  
Gene Smith 1982, 84  
Ed Spriggs 1982  
DaJuan Summers 2007  
Jonathan Wallace 2007  
Reggie Williams 1984-85  
David Wingate 1984-85

**GEORGIA (1-8)**

James Banks 1983  
Richard Corhen 1983  
Gerald Crosby 1983  
Terry Fair 1983  
Vern Fleming 1983  
Derrick Floyd 1983  
Donald Hartry 1983  
Lamar Heard 1983

**GEORGIA TECH (2-17)**

Kenny Anderson 1990  
Darryl Barnes 1990  
Robert Brooks 2004  
Karl Brown 1990  
Will Bynum 2004  
B.J. Elder 2004  
Jarrett Jack 2004  
Marvin Lewis 2004  
Malcolm Mackey 1990  
Anthony McHenry 2004  
Johnny McNeil 1990  
Clarence Moore 2004  
Isma'il Muhammad 2004  
Brian Oliver 1990  
Luke Schenscher 2004  
Dennis Scott 1990  
Theodis Tarver 2004

**HOLY CROSS (2-14)**

Charlie Bollinger 1947-48  
Bob Cousy 1947-48  
Bob Curran 1947-48  
Bert Dolan 1948  
Matthew Formon 1948  
Charlie Graver 1947  
Ken Haggerty 1947  
George Kaftan 1947-48  
Andy Laska 1947-48  
Bob McMullan 1947-48  
Joe Mullaney 1947-48  
Dermie O'Connell 1947-48  
Frank Oftring 1947-48

Jim Riley 1947

**HOUSTON (5-37)**

Marvin Alexander 1984  
Benny Anders 1982-84  
Greg Anderson 1984  
Stacey Belcher 1984  
Melvin Bell 1967-68  
Andrew Benson 1967  
Don Chaney 1967-68  
Braxton Clark 1984  
Larry Cooper 1968  
Eric Davis 1982  
Eric Dickens 1984  
Clyde Drexler 1982-83  
Alvin Franklin 1983-84  
Reid Gettys 1983-84  
Derek Giles 1983-84  
Tom Gribben 1968  
Gary Grider 1967  
Neimer Hamood 1967-68  
Elvin Hayes 1967-68  
Don Kruse 1967  
Theodis Lee 1967-68  
Leary Lentz 1967  
Vern Lewis 1967-68  
Elliott McVey 1967  
Larry Micheaux 1982-83  
Akeem Olajuwon 1982-84  
Gary Orsak 1984  
David Rose 1983  
Lynden Rose 1982  
Ken Spain 1967-68  
Kent Taylor 1968  
Renaldo Thomas 1984  
James Weaver 1984  
Bryan Williams 1982-83  
Rob Williams 1982  
Rickie Winslow 1984  
Michael Young 1982-84

**ILLINOIS (5-42)**

Nick Anderson 1989  
Van Anderson 1949  
James Augustine 2005  
Steve Bardo 1989  
Kenny Battle 1989  
Max Baumgardner 1951  
Theodore Beach 1949, 51  
Irving Bemoras 1951-52  
James Bredar 1951-52  
Dee Brown 2005  
Warren Carter 2005  
James Cottrell 1949  
Dwight Eddleman 1949  
William Erickson 1949  
Rod Fletcher 1951-52  
Richard Foley 1949  
Clive Follmer 1951-52  
Mack Follmer 1951  
Roy Gatewood 1949  
Herbert Gerecke 1951-52  
Kendall Gill 1989  
Fred Green 1949  
Lowell Hamilton 1989  
Luther Head 2005  
Max Hooper 1952  
Jack Ingram 2005  
John Kerr 1952  
Walter Kersulis 1949  
Marcus Liberty 1989  
James Marks 1949  
John Marks 1951  
Richard McBride 2005  
Walter Osterkorn 1949  
Robert Peterson 1951-52  
Roger Powell Jr. 2005  
Ervin Small 1989  
Larry Smith 1989  
Nick Smith 2005  
Don Sunderlage 1949, 51  
James Schuldt 1951  
Deron Williams 2005  
James Wright 1952

**INDIANA (8-82)**

Tom Abernethy 1973, 76  
Steve Ahlfeld 1973  
Steve Alford 1987  
Eric Anderson 1992  
Paul Armstrong 1940  
Damon Bailey 1992  
Kent Benson 1976

Quinn Buckner 1973, 76

Phil Byers 1953  
Rick Calloway 1987  
Goethe Chambers 1953  
Calbert Cheaney 1992  
Tom Coverdale 2002  
Jim Crews 1973, 76  
Jim DeaKyne 1953  
Ralph Dorsey 1940  
Steve Downing 1973  
Bob Dro 1940  
Steve Eyl 1987  
Dick Farley 1953  
Dane Fife 2002  
Chet Francis 1940  
Chuck Franz 1981  
Dean Garrett 1987  
Greg Graham 1992  
Steve Green 1973  
Jim Gridley 1940  
Glen Grunwald 1981  
Mark Haymore 1976  
Alan Henderson 1992  
Joe Hillman 1987  
Kyle Hornsby 2002  
Marv Huffman 1940  
Phil Isenbarger 1981  
Jared Jeffries 2002  
Ted Kitchel 1981  
Charley Kraak 1953  
Mike LaFave 1981  
John Laskowski 1973  
George Leach 2002  
Todd Leary 1992  
Bob Leonard 1953  
Scott May 1976  
Jay McCreary 1940  
Jamal Meeks 1992  
Jerry Memering 1973  
Bill Menke 1940  
Bob Menke 1940  
Todd Meier 1987  
Craig Morris 1973  
A.J. Moye 2002  
Jeff Newton 2002  
Don Noort 1973  
Matt Nover 1992  
Jarrad Odle 2002  
Donald Perry 2002  
Paul Poff 1953  
Wayne Radford 1976  
Chris Reynolds 1992  
Steve Risley 1981  
John Ritter 1973  
Herman Schaefer 1940  
Don Schlundt 1953  
Jim Schooley 1953  
Burke Scott 1953  
Keith Smart 1987  
Kreigh Smith 1987  
Trent Smock 1973  
Ron Taylor 1953  
Ray Tolbert 1981  
Daryl Thomas 1987  
Isiah Thomas 1981  
Jim Thomas 1981  
Landon Turner 1981  
Rich Valavicius 1976  
Dick White 1953  
Bobby Wilkerson 1976  
Frank Wilson 1973  
Jim Wisman 1976  
Randy Wittman 1981  
Jack Wright 1953  
Andy Zimmer 1940

**INDIANA ST. (1-8)**

Larry Bird 1979  
Alex Gilbert 1979  
Bob Heaton 1979  
Brad Miley 1979  
Rich Nemcek 1979  
Carl Nicks 1979  
Steve Reed 1979  
Leroy Staley 1979

**IOWA (3-22)**

Mike Arens 1980  
Kenny Arnold 1980  
Kevin Boyle 1980  
Vince Brookins 1980  
Carl Cain 1955-56  
Jon Darsee 1980

McKinley Davis 1955  
Mark Gannon 1980  
Bob George 1955-56  
Tom Grogan 1980  
Bob Hansen 1980  
Mike Heller 1980  
Mike Henry 1980  
Steve Kraficisin 1980  
Ronnie Lester 1980  
Bill Logan 1955-56  
Augie Martel 1955-56  
Jim McConnell 1956  
Sharm Scheuerman 1955-56  
Bill Schoof 1955-56  
Bill Seaberg 1955-56  
Steve Waite 1980

**IOWA ST. (1-7)**

William Block 1944  
Price Brookfield 1944  
Roy Ewoldt 1944  
James Myers 1944  
Gene Oulman 1944  
Robert Sauer 1944  
Ray Wehde 1944

**JACKSONVILLE (1-11)**

Rusty Baldwin 1970  
Mike Blevins 1970  
Pembroke Burrows 1970  
Chip Dublin 1970  
Artis Gilmore 1970  
Dan Hawkins 1970  
Rod McIntyre 1970  
Rex Morgan 1970  
Gene Nelson 1970  
Ken Selke 1970  
Vaughn Wedeking 1970

**KANSAS (13-122)**

Jerry Alberts 1953  
Cole Aldrich 2008  
Robert Allen 1940  
Darrell Arthur 2008  
Brett Ballard 2002  
Scooter Barry 1988  
Robert Billings 1957  
B. H. Born 1952-53  
Jeff Boschee 2002  
Roger Brown 1971  
Terry Brown 1991  
Alton Campbell 1986  
Randy Canfield 1971  
Jeff Carey 2002  
Jeremy Case 2008  
Mario Chalmers 2008  
Wilt Chamberlain 1957  
Sherron Collins 2008  
Nick Collins 2002-03  
Norman Cook 1974  
Edwin Dater 1957  
Larry Davenport 1952-53  
Greg Douglas 1971  
Greg Dreiling 1986  
Donald Ebling 1940  
Gene Elstun 1957  
Howard Engleman 1940  
Drew Gooden 2002  
Jeff Graves 2003  
Leland Green 1957  
Dale Greenlee 1974  
Jeff Gueldner 1988  
Greg Gurley 1993  
Darrin Hancock 1993  
Dick Harp 1940  
Keith Harris 1988  
Jeff Hawkins 2003  
Arthur Heitholt 1952-53  
Kirk Hinrich 2002-03  
Charlie Hoag 1952  
William Hogben 1940  
Blaine Hollinger 1957  
Bill Houglund 1952  
Rodney Hull 1986  
Cedric Hunter 1986  
Thomas Hunter 1940  
Darnell Jackson 2008  
Alonzo Jamison 1991  
David Johanning 1991  
Lewis Johnson 1957  
Monte Johnson 1957  
Wallace Johnson 1940  
Adonis Jordan 1991, 93

Sasha Kaun 2008  
 John Keller 1952  
 Ron Kellogg 1986  
 Allen Kelly 1952-53  
 Dean Kelly 1952-53  
 Bob Kenney 1952  
 Lynn Kindred 1957  
 Maurice King 1957  
 Bob Kivisto 1971  
 Tom Kivisto 1974  
 Matt Kleinmann 2008  
 John Kline 1940  
 Danny Knight 1974  
 Keith Langford 2002-03  
 Michael Lee 2003  
 Bill Lienhard 1952  
 Ron Loneski 1957  
 Clyde Lovellette 1952  
 Mike Maddox 1988, 91  
 Danny Manning 1986  
 Archie Marshall 1986  
 Mark Mathews 1971  
 Marvin Mattox 1988  
 Aaron Miles 2002-03  
 Ralph Miller 1940  
 Lincoln Minor 1988  
 Christian Moody 2003  
 Roger Morningstar 1974  
 Aubrey Nash 1971  
 Bryant Nash 2003  
 Milt Newton 1988  
 Moulaye Niang 2003  
 Clint Normore 1988  
 Brett Olson 2003  
 Greg Ostertag 1993  
 John Parker 1957  
 Harold Patterson 1953  
 Eric Pauley 1993  
 Sean Pearson 1993  
 Chris Piper 1986  
 Kevin Pritchard 1988  
 Mark Randall 1991  
 Calvin Rayford 1993  
 Tyrel Reed 2008  
 Gil Reich 1953  
 Patrick Richey 1991, 93  
 Russell Robinson 2008  
 Dave Robisch 1971  
 Brandon Rush 2008  
 Pierre Russell 1971  
 Jack Sands 1940  
 Richard Scott 1991, 93  
 Wayne Simien 2002  
 Dean Smith 1953  
 Tommie Smith 1974  
 Bud Stallworth 1971  
 Rick Suttle 1974  
 Dave Taynor 1974  
 Conner Teahan 2008  
 Calvin Thompson 1986  
 Sean Tunstall 1991  
 Mark Turgeon 1986  
 Stephen Vinson 2003  
 Donnie Von Moore 1974  
 Bruce Voran 1940  
 Kirk Wagner 1991  
 Rex Walters 1993  
 Mark Williams 1971  
 Steve Woodbery 1991, 93

#### **KANSAS ST. (4-45)**

James Abbott 1958  
 Sonny Ballard 1958  
 Richard Barnard 1964  
 Ernie Barrett 1951  
 Clarence Brannum 1948  
 Bob Boozer 1958  
 Ward Clark 1948  
 John Dean 1948  
 Roy DeWitz 1958  
 Steve Douglas 1958  
 Larry Fischer 1958  
 Wally Frank 1958  
 John Gibson 1951  
 Joe Gottfrid 1964  
 Rick Harman 1948  
 Ed Head 1951  
 Lew Hitch 1951  
 James Hoffman 1964  
 Jim Holwerda 1958  
 Harold Howey 1948  
 James Iverson 1951

Dick Knostman 1951  
 Lloyd Krone 1948  
 Allan Langton 1948  
 Glen Long 1958  
 Kenneth Mahoney 1948  
 Don Matuszak 1958  
 Max Moss 1964  
 Willie Murrell 1964  
 David Nelson 1964  
 Ron Paradis 1964  
 Jack Parr 1958  
 Richard Peck 1951  
 Louis Poma 1964  
 Sammy Robinson 1964  
 Robert Rousey 1951  
 Dan Schuyler 1951  
 Howard Shannon 1948  
 Jeff Simons 1964  
 Jack Stone 1951  
 Roger Suttner 1964  
 Joe Thornton 1948  
 Don Upson 1951  
 David Weatherby 1948  
 Gary Williams 1964

#### **KENTUCKY (13-103)**

Marvin Akers 1942  
 Chuck Aleksinas 1978  
 Eral Allen 1942  
 Derek Anderson 1996-97  
 Cliff Barker 1948-49  
 Dale Barnstable 1948-49  
 Dickie Beal 1984  
 Ralph Beard 1948-49  
 Bret Bearup 1984  
 Ed Beck 1958  
 Cliff Berger 1966  
 Winston Bennett 1984  
 James Blackmon 1984  
 Junior Braddy 1993  
 Michael Bradley 1998  
 Jeff Brassow 1993  
 Sam Bowie 1984  
 Melvin Brewer 1942  
 Dale Brown 1993  
 Dwane Casey 1978  
 Truman Claytor 1978  
 Lincoln Collinsworth 1958  
 Larry Conley 1966  
 Jimmy Dan Conner 1975  
 Scott Courts 1978  
 Fred Cowan 1978  
 Johnny Cox 1958  
 John Crigler 1958  
 Louie Dampier 1966  
 Tony Delk 1993, 96  
 Rodney Dent 1993  
 Allen Edwards 1996-98  
 Kenneth England 1942  
 Anthony Epps 1996-97  
 Heshimu Evans 1998  
 Mike Flynn 1975  
 Travis Ford 1993  
 Gary Gamble 1966  
 Chris Gettelfinger 1978  
 Jack Givens 1975, 78  
 Kevin Grevey 1975  
 Alex Groza 1948-49  
 Bob Guyette 1975  
 Cliff Hagan 1951  
 Jerry Hale 1975  
 Dan Hall 1975  
 Roger Harden 1984  
 Merion Haskins 1975  
 Vernon Hatton 1958  
 Walt Hirsch 1949  
 Joe Holland 1948  
 Thad Jaracz 1966  
 Larry Johnson 1975  
 Wallace Jones 1948-49  
 James King 1942  
 Tommy Kron 1966  
 James Lee 1975, 78  
 Jim LeMaster 1966  
 Jim Line 1948-49  
 Shelby Linville 1951  
 Kyle Macy 1978  
 Jamaal Magloire 1997-98  
 Gimel Martinez 1993  
 Jamal Mashburn 1993  
 Steve Masiello 1997  
 Jim Master 1984

Walter McCarty 1996  
 Ron Mercer 1996-97  
 Cameron Mills 1997-98  
 Don Mills 1958  
 Nazr Mohammed 1997-98  
 C.M. Newton 1951  
 Scott Padgett 1997-98  
 Mike Phillips 1975, 78  
 Mark Pope 1996  
 Jared Prickett 1993, 97  
 Frank Ramsey 1951  
 Lloyd Ramsey 1942  
 Rodrick Rhodes 1993  
 Andre Riddick 1993  
 Pat Riley 1966  
 Rick Robey 1975, 78  
 Kenneth Rollins 1948  
 Jay Shidler 1978  
 Jeff Sheppard 1996, 98  
 Adrian Smith 1958  
 G.J. Smith 1975  
 Saul Smith 1998  
 Carl Staker 1942  
 Tim Stephens 1978  
 Bill Spivey 1951  
 Bob Tallent 1966  
 Milton Ticco 1942  
 Lou Tsiropoulos 1951  
 Wayne Turner 1996-98  
 Melvin Turpin 1984  
 Antoine Walker 1996  
 Kenny Walker 1984  
 Reggie Warford 1975  
 Bobby Watson 1951  
 Lucian Whitaker 1951  
 Waller White 1942  
 LaVon Williams 1978

#### **LA SALLE (2-10)**

Frank Blatcher 1954-55  
 Walt Fredericks 1955  
 Tom Gola 1954-55  
 Chas Greensberg 1954-55  
 Al Lewis 1955  
 Bob Maples 1954-55  
 Frank O'Hara 1954  
 Fran O'Malley 1954-55  
 Charley Singley 1954-55  
 John Yods nukis 1954

#### **LSU (4-39)**

Don Belcher 1953  
 Brian Bergeron 1981  
 Tyrone Black 1981  
 Ricky Blanton 1986  
 Kenneth Bridges 1953  
 Oliver Brown 1986  
 Howard Carter 1981  
 Ned Clark 1953  
 Ocie Conley 1986  
 Greg Cook 1981  
 Joe Costello 1981  
 Glen Davis 2006  
 Bob Freshley 1953  
 Johnny Jones 1981  
 Darnell Lazare 2006  
 Don Loughmiller 1953  
 Durand Macklin 1981  
 Norman Magee 1953  
 Ethan Martin 1981  
 Benny McArdle 1953  
 James McNeilly 1953  
 Darrel Mitchell 2006  
 Leonard Mitchell 1981  
 Tasmin Mitchell 2006  
 Bob Pettit 1953  
 Don Redden 1986  
 Magnum Rolle 2006  
 Darrell Schultz 1953  
 Willie Sims 1981  
 Derrick Taylor 1986  
 Garrett Temple 2006  
 Tyrus Thomas 2006  
 John Tudor 1981  
 Jose Vargas 1986  
 Ben Voogd 2006  
 John Williams 1986  
 Anthony Wilson 1986  
 Edwin Wilson 1986  
 Bernard Woodside 1986

#### **LOUISVILLE (8-69)**

Harley Andrews 1959

Harold Andrews 1959  
 Henry Bacon 1972  
 Ken Bradley 1972  
 Junior Bridgeman 1975  
 Phil Bond 1975  
 Tony Branch 1980  
 Danny Brown 1975  
 Wiley Brown 1980, 82  
 Bill Bunton 1972, 75  
 Roger Burkman 1980  
 George Burnette 1959  
 Larry Carter 1972  
 Daryl Cleveland 1980  
 Tim Cooper 1972  
 Wesley Cox 1975  
 Herbert Crook 1986  
 Taquan Dean 2005  
 Greg Deuser 1980  
 Jerry Eaves 1980, 82  
 Pervis Ellison 1986  
 Ricky Gallon 1975  
 Francisco Garcia 2005  
 Bill Geiling 1959  
 Otis George 2005  
 Don Goldstein 1959  
 Lancaster Gordon 1982-83  
 Darrell Griffith 1980  
 Bryan Hall 1959  
 Jeff Hall 1983, 86  
 Billy Harmon 1975  
 Terry Howard 1975  
 Brandon Jenkins 2005  
 Charles Jones 1982-83  
 Tony Kimbro 1986  
 Joe Kitchen 1959  
 Mike Lawhon 1972  
 Budd Leathers 1959  
 Alex Mantel 1959  
 Joe Meiman 1972  
 Rodney McCray 1980, 82-83  
 Scooter McCray 1982-83  
 Mark McSwain 1986  
 Allen Murphy 1975  
 Ellie Myles 2005  
 Larry O'Bannon 2005  
 Juan Palacios 2005  
 Jim Price 1972  
 Paul Pry 1972  
 Marty Pulliam 1980  
 Ron Rubenstein 1959  
 Fred Sawyer 1959  
 Derek Smith 1980, 82  
 Howard Stacey 1959  
 Ron Stallings 1972  
 Roger Tieman 1959  
 Ron Thomas 1972  
 Billy Thompson 1983, 86  
 John Turner 1959  
 Robbie Valentine 1983  
 Al Vilcheck 1972  
 Lorenzo Wade 2005  
 Milt Wagner 1982-83, 86  
 Kevin Walls 1986  
 Gerry Watkins 1959  
 Chris West 1983  
 Ike Whitfield 1975  
 Rick Wilson 1975  
 Poncho Wright 1980, 82

#### **LOYOLA (IL) (1-9)**

Dan Cannoughton 1963  
 John Egan 1963  
 Jerry Harkness 1963  
 Les Hunter 1963  
 Ron Miller 1963  
 Jim Reardon 1963  
 Rich Rochelle 1963  
 Vic Rouse 1963  
 Chuck Wood 1963

#### **MARQUETTE (3-31)**

Karon Bradley 2003  
 Barry Brennan 1974  
 John Bryant 1974  
 Jim Boylan 1977  
 Rick Campbell 1974  
 Joe Chapman 2003  
 Ed Daniels 1974  
 Dave Delsman 1974  
 Travis Diener 2003  
 Bo Ellis 1974, 77  
 Tony Gries 2003  
 Chris Grimm 2003

Jerry Homan 1974  
Robert Jackson 2003  
Greg Johnson 1974  
Butch Lee 1977  
Maurice Lucas 1974  
Scott Merritt 2003  
Bill Neary 1977  
Steve Novak 2003  
Gary Rosenberger 1977  
Terry Sanders 2003  
Jared Sighting 2003  
Earl Tatum 1974  
Bernard Toone 1977  
Todd Townsend 2003  
Paul Vollmer 1974  
Dwyane Wade 2003  
Lloyd Walton 1974  
Marcus Washington 1974  
Jerome Whitehead 1977

**MARYLAND (2-11)**

Lonny Baxter 2001-02  
Steve Blake 2001-02  
Juan Dixon 2001-02  
Tahj Holden 2001-02  
Mike Mardesich 2001  
Danny Miller 2001  
Terence Morris 2001  
Byron Mouton 2001-02  
Drew Nicholas 2001-02  
Ryan Randle 2002  
Chris Wilcox 2001-02

**MASSACHUSETTS (1-10)**

Donta Bright 1996  
Marcus Camby 1996  
Charlton Clarke 1996  
Dana Dingle 1996  
Inus Norville 1996  
Rigoberto Nunez 1996  
Edgar Padilla 1996  
Giddel Padilla 1996  
Carmelo Travieso 1996  
Tyrone Weeks 1996

**MEMPHIS (3-30)**

Antonio Anderson 2008  
Ken Andrews 1973  
Vincent Askew 1985  
DeWayne Bailey 1985  
Willie Becton 1985  
William Bedford 1985  
Dwight Boyd 1985  
Bill Buford 1973  
Bill Cook 1973  
Joey Dorsey 2008  
Chris Douglas-Roberts 2008  
Robert Dozier 2008  
Larry Finch 1973  
Baskerville Holmes 1985  
Clarence Jones 1973  
Willie Kemp 2008  
Larry Kenon 1973  
Bill Laurie 1973  
Keith Lee 1985  
Jim Liss 1973  
Doneal Mack 2008  
Doug McKinney 1973  
Pierre Niles 2008  
Ron Robinson 1973  
Derrick Rose 2008  
Shawn Taggart 2008  
Jerry Tetzlaff 1973  
Andre Turner 1985  
Wes Westfall 1973  
John Wilfong 1985

**MICHIGAN (6-48)**

Chip Armer 1992  
Dennis Bankey 1965  
Dave Baxter 1976  
Tom Bergen 1976  
Jason Bossard 1992  
Wayman Britt 1976  
Dan Brown 1965  
Bill Buntin 1964-65  
Demetrius Calip 1989  
Bob Cantrell 1964  
John Clawson 1964-65  
Oliver Darden 1964-65  
Craig Dill 1965  
Rickey Green 1976  
Mike Griffin 1989  
Steve Grote 1976

Alan Hardy 1976  
Doug Herner 1964  
Sean Higgins 1989  
Juwan Howard 1992-93  
Phil Hubbard 1976  
Mark Hughes 1989  
Freddie Hunter 1992  
Ray Jackson 1992-93  
Bobby Jones 1976  
Jimmy King 1992-93  
Len Lillard 1976  
Tom Ludwig 1965  
Terry Mills 1989  
Jim Myers 1964-65  
Rob Pelinka 1992-93  
George Pomey 1964-65  
Glen Rice 1989  
Eric Riley 1992-93  
John Robinson 1976  
Rumeal Robinson 1989  
Jalen Rose 1992-93  
Cazzie Russell 1964-65  
Lloyd Schinnerer 1976  
Chris Seter 1992  
Tom Staton 1976  
Michael Talley 1992-93  
Joel Thompson 1976  
John Thompson 1965  
Larry Tregoning 1964-65  
Lou Vaught 1989  
James Voskuil 1992-93  
Chris Webber 1992-93

**MICHIGAN ST. (7-69)**

Maurice Ager 2005  
Chris Allen 2009  
Aloysius Anagonye 2000-01  
Bob Anderegg 1957  
Alan Anderson 2005  
Jason Andreas 2001  
Adam Ballinger 2000-01  
Charlie Bell 1999-2001  
Chuck Bencie 1957  
Tim Bograkovs 2005  
Mike Brkovich 1979  
Mike Chappell 2000-01  
Ron Charles 1979  
Steve Cherry 2000  
Mateen Cleaves 1999-2000  
Jon Crandell 2009  
Isaiah Dahlman 2009  
Doug Davis 1999  
Paul Davis 2005  
Shannon Davis 2005  
Terry Donnelly 1979  
George Ferguson 1957  
Rob Gonzalez 1979  
A.J. Granger 1999-2000  
Marquise Gray 2009  
Draymond Green 2009  
John Green 1957  
Anthony Hamo 2005  
Andy Harvey 2005  
Larry Hedden 1957  
Tom Herzog 2009  
Chris Hill 2005  
Jamie Huffman 1979  
Andre Hutson 1999-2001  
Idong Ibok 2009  
Mat Ishbia 2000-01  
Earvin "Magic" Johnson 1979  
Rick Kaye 1979  
Thomas Kelley 1999  
Gregory Kelsner 1979  
Jason Klein 1999  
Greg Lloyd 1979  
Mike Longaker 1979  
Kalin Lucas 2009  
Korie Lucious 2009  
Harry Lux 1957  
Raymar Morgan 2009  
Drew Naymick 2005  
Drew Neitzel 2005  
Morris Peterson 1999-2000  
Jack Quiggle 1957  
Zach Randolph 2001  
Jason Richardson 2000-01  
Delvon Roe 2009  
Delco Rowley 2005  
David Scott 1957  
Antonio Smith 1999  
Brandon Smith 2000-01

Durrell Summers 2009  
Goran Suton 2009  
Marcus Taylor 2001  
David Thomas 2000-01  
Austin Thornton 2009  
Kelvin Torbert 2005  
Matt Trannon 2005  
Jay Vincent 1979  
Travis Walton 2009  
Pat Wilson 1957  
Adam Wolfe 2001

**MINNESOTA (1-11)**

Russ Archambault 1997  
Eric Harris 1997  
Bobby Jackson 1997  
Sam Jacobson 1997  
Courtney James 1997  
Quincy Lewis 1997  
Aaron Stauber 1997  
Miles Tarver 1997  
Charles Thomas 1997  
John Thomas 1997  
Trevor Winter 1997

**MISSISSIPPI ST. (1-8)**

Marcus Bullard 1996  
Erick Dampier 1996  
Whit Hughes 1996  
Bart Hyche 1996  
Dontae' Jones 1996  
Russell Walters 1996  
Tyrone Washington 1996  
Darryl Wilson 1996

**UNLV (4-32)**

George Ackles 1991  
Greg Anthony 1990-91  
Stacey Augmon 1990-91  
Freddie Banks 1987  
Jarvis Basnight 1987  
Travis Bice 1990  
Lewis Brown 1977  
David Butler 1990  
Stacey Cvijanovich 1990  
Armon Gilliam 1987  
Glen Gondrezick 1977  
Gary Graham 1987  
Evrict Gray 1991  
Eldridge Hudson 1987  
Anderson Hunt 1990-91  
Chris Jeter 1990  
Larry Johnson 1990-91  
James Jones 1990  
Larry Moffett 1977  
Eddie Owens 1977  
Gerald Paddio 1987  
Dave Rice 1990  
Rich Robinson 1987  
Moses Scurry 1990  
Robert Smith 1977  
Sam Smith 1977  
Tony Smith 1977  
Elmore Spencer 1991  
Reggie Theus 1977  
Mark Wade 1987  
David Willard 1987  
Barry Young 1990

**NEW MEXICO ST. (1-12)**

John Burgess 1970  
Jimmy Collins 1970  
Charley Criss 1970  
Rudy Franco 1970  
Milton Horne 1970  
Sam Lacey 1970  
Lonnie Lefevre 1970  
Tom McCarthy 1970  
Bill Moore 1970  
Roy Neal 1970  
Chito Reyes 1970  
Jeff Smith 1970

**NEW YORK U. (2-21)**

Al Barden 1960  
Fred Benanti 1945  
Russ Cunningham 1960  
Mike DiNapoli 1960  
Al Filardi 1960  
Don Forman 1945  
Marty Goldstein 1945  
Al Grenert 1945  
Rich Keith 1960  
Art Loche 1960

Frank Mangiapane 1945  
Bernie Mlodinoff 1960  
Alvin Most 1945  
Leo Murphy 1960  
Ray Paprocky 1960  
Bob Regan 1960  
Jimmy Reiss 1960  
Tom Sanders 1960  
Dolph Schayes 1945  
Sid Tanenbaum 1945  
Herb Walsh 1945

**NORTH CAROLINA (18-154)**

Don Anderson 1946  
Jimmy Black 1981-82  
Jim Bostick 1967  
Jimmy Braddock 1981-82  
Dudley Bradley 1977  
Pete Brennan 1957  
Michael Brooker 2000  
Joe Brown 1967-69  
Chris Brust 1981-82  
Bruce Buckley 1977  
Pete Budko 1981  
Bill Bunting 1967-69  
Dante Calabria 1993-95  
Marc Campbell 2008-09  
Jason Capel 2000  
Craig Carson 1972  
Vince Carter 1997-98  
Dave Chadwick 1969  
Bill Chamberlain 1972  
Bill Chambers 1972  
Scott Cherry 1991, 93  
Pete Chilcutt 1991  
Rusty Clark 1967-69  
Dave Colescott 1977  
Woody Coley 1977  
Mike Copeland 2008-09  
Ed Cota 1997-98, 2000  
Bob Cunningham 1957  
Ed Davis 2009  
Hubert Davis 1991  
Larry Davis 1993  
Walter Davis 1977  
Lee Dedmon 1969  
Jim Delany 1968-69  
John Dillon 1946  
Matt Doherty 1981-82  
Ged Doughton 1977  
Larry Drew II 2009  
Don Eggleston 1969  
Wayne Ellington 2008-09  
Charlie Everett 2005  
Jim Everett 2000  
Raymond Felton 2005  
Ralph Fletcher 1967-68  
Eddie Fogler 1968-69  
Phil Ford 1977  
Joseph Forte 2000  
Rick Fox 1991  
Bobby Frasor 2009  
Jim Frye 1967-68  
Tom Gauntlett 1967  
Ed Geth 1993  
Marcus Ginyard 2008  
Dale Gipple 1969  
Will Graves 2008  
Danny Green 2008-09  
Dick Grubar 1967-68  
Tyler Hansbrough 2008-09  
Kenny Harris 1991  
Brendan Haywood 1998, 2000  
Jesse Holley 2005  
Jonathan Holmes 2000  
Ray Hite 1972  
C.J. Hooker 2005  
Kim Huband 1972  
Antawn Jamison 1997-98  
Will Johnson 2000  
Don Johnston 1972  
Bobby Jones 1972  
Jim Jordan 1946  
Michael Jordan 1982  
George Karl 1972  
Tommy Kearns 1957  
Eric Kenny 1981  
Steve Kraficisin 1977  
John Kuester 1977  
Matt Laczkowski 2000  
Pearce Landry 1995  
Kris Lang 2000

Ty Lawson 2008-09  
 Bob Lewis 1967  
 Danny Lotz 1957  
 George Lynch 1991, 93  
 Jackie Manuel 2005  
 Warren Martin 1982  
 Sean May 2005  
 Bob McAdoo 1972  
 Rashad McCants 2005  
 Jeff McInnis 1995  
 Horace McKinney 1946  
 Charlie McNairy 1997  
 Orlando Melendez 2000  
 Larry Miller 1967-68  
 Wes Miller 2005  
 Donnie Moe 1967  
 Eric Montross 1991, 93  
 Patrick Moody 2009  
 Makhtar Ndiaye 1997-98  
 Terrence Newby 2000  
 David Noel 2005  
 Mike O'Koren 1977  
 Ademola Okulaja 1997-98  
 Max Owens 2000  
 Bob Paxton 1946  
 Mike Pepper 1981  
 Julius Peppers 2000  
 Sam Perkins 1981-82  
 Buzz Peterson 1982  
 Derrick Phelps 1991, 93  
 Steve Previs 1972  
 Joe Quigg 1957  
 Brian Reese 1991, 93  
 King Rice 1991  
 Henrik Rodl 1991, 93  
 Lennie Rosenbluth 1957  
 Clifford Rozier 1991  
 Kevin Salvadori 1991, 93  
 Roger Scholbe 1946  
 Charlie Scott 1968-69  
 Melvin Scott 2005  
 Roy Searcy 1957  
 Jerry Stackhouse 1995  
 Alex Stephenson 2008  
 Travis Stephenson 1993  
 Pat Sullivan 1991, 93, 95  
 J.D. Tanner 2008-09  
 Reyshawn Terry 2005  
 Quentin Thomas 2005, 08  
 Deon Thompson 2008-09  
 Taylor Thorne 1946  
 Gerald Tuttle 1967-69  
 Richard Tuttle 1969  
 John Virgil 1977  
 Rasheed Wallace 1995  
 Justin Watts 2009  
 Matt Wenstrom 1991, 93  
 Jim White 1946  
 Kenny White 2000  
 Gra Whitehead 1968  
 Donald Williams 1993, 95  
 Jawad Williams 2005  
 Marvin Williams 2005  
 Shammond Williams 1995, 97-98  
 Jeff Wolf 1977  
 Al Wood 1981  
 Surry Wood 2008  
 Jack Wooten 2008  
 James Worthy 1981-82  
 Dennis Wycik 1972  
 Rich Yonakor 1977  
 Bob Young 1957  
 Tom Zaliagiris 1977  
 Tyler Zeller 2009  
 Serge Zwikker 1995, 97

**NORTH CAROLINA ST. (3-25)**  
 Thurl Bailey 1983  
 Alvin Battle 1983  
 Vic Bubas 1950  
 Tom Burleson 1974  
 Warren Cartier 1950  
 Lorenzo Charles 1983  
 Bob Cook 1950  
 Dick Dickey 1950  
 Terry Gannon 1983  
 Joe Harand 1950  
 Greg Hawkins 1974  
 Paul Horvath 1950  
 Sidney Lowe 1983  
 Cozell McQueen 1983  
 Mark Moeller 1974

Ernie Myers 1983  
 Sam Ranzino 1950  
 Moe Rivers 1974  
 Phil Spence 1974  
 Charlie Stine 1950  
 Tim Stoddard 1974  
 Lee Terrill 1950  
 David Thompson 1974  
 Monte Towe 1974  
 Dereck Whittenburg 1983

**NOTRE DAME (1-10)**

Dave Batton 1978  
 Rich Branning 1978  
 Bruce Flowers 1978  
 Bill Hanzlik 1978  
 Tracy Jackson 1978  
 Bill Laimbeer 1978  
 Kelly Tripucka 1978  
 Don Williams 1978  
 Stan Wilcox 1978  
 Orlando Woolridge 1978

**OHIO ST. (10-79)**

Warren Amling 1945-46  
 Dan Andreas 1968  
 Richard Baker 1939  
 Craig Barclay 1968  
 Dave Barker 1960  
 Richard Boughner 1939  
 Robert Bowen 1944, 46  
 Gary Bradds 1962  
 Brian Brown 1999  
 Jamar Butler 2007  
 Rodney Caudill 1944-45  
 John Cedargren 1960  
 Nshaun Coleman 1999  
 Mike Conley Jr. 2007  
 Daequan Cook 2007  
 Jack Dawson 1939  
 James Doughty 1962  
 John Dugger 1944-45  
 Clark Elliott 1946  
 Ollie Fink 1944  
 Jody Finney 1968  
 Donald Flatt 1962  
 Curtis Frazier 1962  
 Dick Furry 1960  
 Gary Gearhart 1960-62  
 Jim Geddes 1968  
 Donald Grate 1944-45  
 William Gunton 1944  
 Ivan Harris 2007  
 John Havlicek 1960-62  
 Bill Hosket 1968  
 Steve Howell 1968  
 Richie Hoyt 1960-61  
 Jimmy Hull 1939  
 Othello Hunter 2007  
 Paul Huston 1944-46  
 Ken Johnson 1999  
 Wilbur Johnston 1946  
 Bob Knight 1960-62  
 Charles Kuhn 1946  
 Jack Landes 1961  
 Kenneth Lee 1961  
 Ron Lewis 2007  
 David Lighty 2007  
 John Lovett 1946  
 Jerry Lucas 1960-62  
 Robert Lynch 1939  
 Charles Maag 1939  
 Doug McDonald 1961-62  
 Denny Meadors 1968  
 Jed Mees 1939  
 Gilbert Mickelson 1939  
 Nelson Miller 1961  
 Howard Nourse 1960  
 Mel Nowell 1960-62  
 Greg Oden 2007  
 Scoonie Penn 1999  
 Richard Reasbeck 1961-62  
 Michael Redd 1999  
 George Reese 1999  
 Arnold Risen 1944-45  
 Joe Roberts 1960  
 William Sattler 1939  
 Boban Savovic 1999  
 John Schick 1939  
 Bruce Schnabel 1968  
 Don Scott 1939  
 Larry Siegfried 1960-61  
 James Sims 1945

Jason Singleton 1999  
 Ed Smith 1968  
 Ray Snyder 1945-46  
 Dave Sorenson 1968  
 Robert Stafford 1939  
 Mike Swain 1968  
 Richard Taylor 1962  
 Matt Terwilliger 2007  
 John Underman 1946  
 Wayne Wells 1946

**OKLAHOMA (4-35)**

Mookie Blaylock 1988  
 Jabahri Brown 2002  
 Garnett Corbin 1939  
 Paul Courty 1947  
 Harley Day 1947  
 Jason Detrick 2002  
 Ebi Ere 2002  
 Ricky Grace 1988  
 Harvey Grant 1988  
 Blake Johnston 2002  
 Ben Kerr 1939  
 Stacey King 1988  
 Jack Landon 1947  
 Aaron McGhee 2002  
 Jim McNatt 1939  
 Paul Merchant 1947  
 Marvin Mesch 1939  
 Vernon Mullen 1939  
 Terrence Mullins 1988  
 Allie Paine 1947  
 Hollis Price 2002  
 Kenneth Pryor 1947  
 Dick Reich 1947  
 Gene Roop 1939  
 Herb Scheffler 1939  
 Daryan Selvy 2002  
 Dave Sieger 1988  
 Marvin Snodgrass 1939  
 Jozsef Szendrei 2002  
 Gerald Tucker 1947  
 Roscoe Walker 1939  
 Bill Waters 1947  
 Quannas White 2002  
 Andre Wiley 1988  
 Matthew Zellner 1939

**OKLAHOMA ST. (6-54)**

Chad Alexander 1995  
 Frank Allen 1949  
 Tony Allen 2004  
 Louis Amaya 1951  
 Sam Aubrey 1946  
 Ben Baum 1995  
 Eugene Bell 1946  
 A.L. Bennett 1946  
 Daniel Bobik 2004  
 Joe Bradley 1946, 49  
 Terry Collins 1995  
 Terrence Crawford 2004  
 Pete Darcey 1951  
 Paul Geymann 1946  
 Joey Graham 2004  
 Stephen Graham 2004  
 Joe Halbert 1945-46  
 Cecil Hankins 1945  
 Bob Harris 1949  
 Larry Hayes 1949  
 Jack Hobbs 1949  
 Tom Jacquet 1949  
 Don Johnson 1951  
 Weldon Kern 1945-46  
 Bob Kurland 1945-46  
 John Lucas 2004  
 Emmett McAfee 1951  
 Gale McArthur 1949, 51  
 Ivan McFarlin 2004  
 Kevin Miles 1995  
 Jason Miller 2004  
 John Miller 1951  
 John Nelson 1995  
 Andre Owens 1995  
 Bob Pager 1951  
 J.L. Parks 1945-46, 49  
 Doyle Parrack 1945  
 Scott Pierce 1995  
 Norman Pilgrim 1949  
 Bryant Reeves 1995  
 Chianti Roberts 1995  
 Gerald Rogers 1951  
 Randy Rutherford 1995  
 Kendall Sheets 1951

Jack Shelton 1949  
 Jason Skaer 1995  
 Keith Smith 1949, 51  
 Mark Steinmeyer 1946  
 Gerald Stockton 1951  
 Maurice Ward 1951  
 Janavor Weatherspoon 2004  
 Blake Williams 1945-46  
 John Wylie 1945  
 Vernon Yates 1949

**OREGON (1-9)**

Bobby Anet 1939  
 John Dick 1939  
 Laddie Gale 1939  
 Bob Hardy 1939  
 Wally Johansen 1939  
 Ford Mullen 1939  
 Matt Pavalunas 1939  
 Ted Sarpola 1939  
 Slim Wintermute 1939

**OREGON ST. (2-23)**

Terry Baker 1963  
 Dick Ballantyne 1949  
 Rex Benner 1963  
 Tim Campbell 1963  
 Jim Catterall 1949  
 Mel Counts 1963  
 Cliff Crandall 1949  
 Ed Fleming 1949  
 Bill Harper 1949  
 Dave Hayward 1963  
 Tommy Holman 1949  
 Jim Jarvis 1963  
 Jim Kraus 1963  
 Steve Pauly 1963  
 Frank Peters 1963  
 Alex Petersen 1949  
 Len Rinearson 1949  
 Gary Rossi 1963  
 Paul Sliper 1949  
 Ray Snyder 1949  
 Ray Torgerson 1963  
 Dan Torrey 1949  
 Harvey Watt 1949

**PENNY (1-13)**

Tom Condon 1979  
 Ted Flick 1979  
 Ken Hall 1979  
 David Jackson 1979  
 Ed Kuhl 1979  
 Tom Leifsen 1979  
 Tony Price 1979  
 Angelo Reynolds 1979  
 Vincent Ross 1979  
 James Salters 1979  
 Tim Smith 1979  
 Matt White 1979  
 Bobby Willis 1979

**PENN ST. (1-9)**  
 Jesse Arnelle 1954  
 Jim Blocker 1954  
 Jim Brewer 1954  
 Dave Edwards 1954  
 Earl Fields 1954  
 Ned Haag 1954  
 Robert Rohrland 1954  
 Jack Sherry 1954  
 Ron Weidenhammer 1954

**PITTSBURGH (1-11)**

Bob Artman 1941  
 James Egan 1941  
 James Klein 1941  
 George Kocheran 1941  
 Clare Malarkey 1941  
 Sam Milanovich 1941  
 Melvin Port 1941  
 Larry Praffrath 1941  
 Ed Raymond 1941  
 Ed Straloski 1941  
 John Swacus 1941

**PRINCETON (1-11)**

Allen Adler 1965  
 Bill Bradley 1965  
 Robinson Brown 1965  
 Robert Haarlow 1965  
 Edward Hummer 1965  
 William Kingston 1965  
 William Koch 1965  
 Donald Neimann 1965

Donald Rodenbach 1965  
Donald Roth 1965  
Gary Walters 1965

**PROVIDENCE (2-22)**

Al Baker 1973  
Marvin Barnes 1973  
Gary Bello 1973  
Delray Brooks 1987  
Marty Conlon 1987  
Fran Costello 1973  
Charles Crawford 1973  
Ernie DiGregorio 1973  
Billy Donovan 1987  
Jacek Duda 1987  
Rich Dunphy 1973  
Nehru King 1973  
David Kipfer 1987  
Ernie Lewis 1987  
Mark McAndrew 1973  
Dave Modest 1973  
Carlton Screen 1987  
David Sendeker 1987  
Abdul Shamsid-Deen 1987  
Kevin Stacom 1973  
Darryl Wright 1987  
Steve Wright 1987

**PURDUE (2-24)**

John Anthrop 1980  
Roosevelt Barnes 1980  
Tyrone Bedford 1969  
Ted Benson 1980  
Joe Barry Carroll 1980  
Keith Edmonson 1980  
George Faerber 1969  
Herman Gilliam 1969  
Arnette Hallman 1980  
Jerry Johnson 1969  
Frank Kaufman 1969  
Bill Keller 1969  
Jon Kitchel 1980  
Steve Longfellow 1969  
Drake Morris 1980  
Rick Mount 1969  
Ted Reasoner 1969  
Mike Scearce 1980  
Kevin Stallings 1980  
Ralph Taylor 1969  
Brian Walker 1980  
Steve Walker 1980  
Larry Weatherford 1969  
Glenn Young 1969

**RUTGERS (1-8)**

Abdel Anderson 1976  
Jim Bailey 1976  
Mark Conlin 1976  
Hollis Copeland 1976  
Mike Dabney 1976  
Steve Hefelee 1976  
Ed Jordan 1976  
Phil Sellers 1976

**ST. BONAVENTURE (1-10)**

Tom Baldwin 1970  
Gene Fahey 1970  
Matt Gantt 1970  
Greg Gary 1970  
Paul Grys 1970  
Paul Hoffman 1970  
Bill Kalbaugh 1970  
Mike Kull 1970  
Dale Tepas 1970  
Vic Thomas 1970

**ST. JOHN'S (NY) (2-22)**

Walter Berry 1985  
Terry Bross 1985  
Bob Cornegy 1985  
Jim Davis 1952  
Dick Duckett 1952  
Frank Giancontieri 1952  
Willie Glass 1985  
Mark Jackson 1985  
Shelton Jones 1985  
Ron MacGilvray 1952  
Jack McMahon 1952  
Jim McMorrow 1952  
Mike Moses 1985  
Chris Mullin 1985  
Carl Peterson 1952  
Phil Sagona 1952  
Steve Shurina 1985

Ron Stewart 1985  
Solly Walker 1952  
Jim Walsh 1952  
Bill Wennington 1985  
Bob Zawoluk 1952

**ST. JOSEPH'S (1-11)**

Harry Booth 1961  
Dan Bugey 1961  
Bob Dickey 1961  
Jack Egan 1961  
Bob Gormley 1961  
Billy Hoy 1961  
Vince Kempton 1961  
Jim Lynam 1961  
Frank Majewski 1961  
Paul Westhead 1961  
Tom Wynne 1961

**SAN FRANCISCO (3-25)**

Warren Baxter 1955-56  
Carl Boldt 1956  
Gene Brown 1956-57  
Stan Buchanan 1955  
Bill Bush 1955  
Art Day 1957  
Al Dunbar 1957  
Mike Farmer 1956-57  
K.C. Jones 1955  
Jack King 1955-57  
Gordon Kirby 1955  
John Kolijian 1957  
Dick Lawless 1955  
Dave Lillevand 1957  
Bill Mallen 1957  
Ron Mancasola 1957  
Jerry Mullen 1955  
Tom Nelson 1956  
Hal Perry 1955-56  
Mike Preaseau 1956-57  
Bob Radanovich 1957  
Bill Russell 1955-56  
Charles Russell 1957  
Bob Wiebusch 1955  
Rudy Zannini 1955

**SANTA CLARA (1-9)**

Don Benedetti 1952  
Dallas Brock 1952  
Dick Garibaldi 1952  
Gary Gatzert 1952  
Bob Peters 1952  
Herb Schoenstein 1952  
Ken Sears 1952  
Dick Soares 1952  
Jim Young 1952

**SEATTLE (1-14)**

Elgin Baylor 1958  
Charles Brown 1958  
Jerry Frizzell 1958  
Jim Harney 1958  
Thornton Humphries 1958  
John Kootnekoff 1958  
Lloyd Murphy 1958  
Don Ogorek 1958  
Jude Petrie 1958  
Don Piasecki 1958  
Francis Saunders 1958  
John Stepan 1958  
Bob Swiewarga 1958  
Bill Wall 1958

**SETON HALL (1-14)**

Anthony Avent 1989  
Micheal Cooper 1989  
Trevor Crowley 1989  
Andrew Gaze 1989  
Gerald Greene 1989  
Nick Katsikis 1989  
Khylem Long 1989  
Rene Monteserin 1989  
John Morton 1989  
Ramon Ramos 1989  
Jose Rebimbas 1989  
Frantz Volcy 1989  
Daryll Walker 1989  
Pookey Wigington 1989

**SOUTHERN CALIFORNIA (2-16)**

Chester Carr 1954  
Jack Dunne 1954  
Richard Hammer 1954  
Roy Irvin 1954  
Keith Lambert 1940

Jack Lippert 1940  
John Lubber 1940  
Alan Ludecke 1954  
Tom McGarvin 1940  
Jack Morrison 1940  
Ralph Pausig 1954  
Tony Psaltis 1954  
Dale Sears 1940  
Walter Thompson 1954  
Ralph Vaughn 1940  
Richard Welsh 1954

**SMU (1-8)**

Rick Herrscher 1956  
Jim Krebs 1956  
Joel Krog 1956  
Bob McGregor 1956  
Buford Miller 1956  
Bob Mills 1956  
Ronnie Morris 1956  
Larry Showalter 1956

**STANFORD (2-22)**

Don Burness 1942  
Jarron Collins 1998  
Bill Cowden 1942  
Howie Dallmar 1942  
Jack Dana 1942  
John Eikelman 1942  
Arthur Lee 1998  
Fred Linari 1942  
Bud Madden 1942  
Mark Madsen 1998  
Leo McCaffrey 1942  
Michael McDonald 1998  
Ryan Mendez 1998  
David Moseley 1998  
Fred Oliver 1942  
Jim Pollard 1942  
Peter Sauer 1998  
Mark Seaton 1998  
Pete Van Elswyk 1998  
Ed Voss 1942  
Kris Weems 1998  
Tim Young 1998

**SYRACUSE (4-36)**

Carmelo Anthony 2003  
Derek Brower 1987  
Todd Burgan 1996  
Marty Byrnes 1975  
Jason Cipolla 1996  
Derrick Coleman 1987  
Sherman Douglas 1987  
Kueth Duany 2003  
Billy Edelin 2003  
Craig Forth 2003  
Rudy Hackett 1975  
Herman Harried 1987  
Otis Hill 1996  
Marius Janulis 1996  
Larry Kelley 1975  
Ross Kindel 1975  
Kevin King 1975  
Jim Lee 1975  
Gerry McNamara 2003  
Jeremy McNeil 2003  
Mark Meadors 1975  
Greg Monroe 1987  
Elimu Nelson 1996  
Josh Pace 2003  
Bob Parker 1975  
J.B. Reafsnnyder 1996  
Chris Sease 1975  
Earnie Seibert 1975  
Rony Seikaly 1987  
Steve Shaw 1975  
Lazarus Sims 1996  
Steve Thompson 1987  
Howard Triche 1987  
John Wallace 1996  
Hakim Warrick 2003  
Jim Williams 1975

**TEMPLE (2-9)**

Mel Brodsky 1958  
Fred Cohen 1956  
Dan Fleming 1956, 58  
Bill Kennedy 1958  
Hal Lear 1956  
Jay Norman 1956, 58  
Hal Reinfeld 1956  
Guy Rodgers 1956, 58  
Tink Van Patton 1956, 58

**TEXAS (3-21)**

Brian Boddicker 2003  
Frank Brahaney 1943  
Brad Buckman 2003  
Roy Cox 1943, 47  
Deginald Erskin 2003  
Jack Fitzgerald 1943  
T.J. Ford 2003  
Tom Hamilton 1947  
John Hargis 1943, 47  
Sydmill Harris 2003  
Royal Ivey 2003  
Jason Klotz 2003  
John Langdon 1943, 47  
Al Madsen 1947  
Slater Martin 1947  
Brandon Mouton 2003  
V.C. Overall 1943  
Terrell Ross 2003  
James Thomas 2003  
Dan Wagner 1947  
Dudley Wright 1943

**UTEP (1-8)**

Jerry Armstrong 1966  
Orsten Artis 1966  
Willie Cager 1966  
Harry Flournoy 1966  
Bobby Hill 1966  
David Lattin 1966  
Nevil Shed 1966  
Willie Worsley 1966

**UCLA (18-113)**

Alfred Aboya 2006-08  
Arron Afflalo 2006-07  
Lew Alcindor 1967-69  
Lucius Allen 1967-68  
Darrell Allums 1980  
Tony Anderson 1980  
Toby Bailey 1995  
Rick Betchley 1970-71  
Henry Bibby 1970-72  
Pete Blackman 1962  
Kenny Booker 1970-71  
Cedric Bozeman 2006  
Vince Carson 1972-73  
Brice Chambers 1965  
Jon Chapman 1970-72  
Joe Chrisman 1967  
Darren Collison 2006-08  
Gary Cunningham 1962  
Tommy Curtis 1972-74  
Chuck Darrow 1964  
Darren Daye 1980  
Kevin Dempsey 1995  
Cameron Dollar 1995  
Ralph Drollinger 1974-76  
John Ecker 1969-71  
Tyus Edney 1995  
Keith Erickson 1964-65  
Jordan Farmer 2006  
George Farmer 1969  
Larry Farmer 1971-73  
Michael Fey 2006  
Rod Foster 1980  
Gary Franklin 1972-74  
John Galbraith 1965  
omm'A Givens 1995  
Gail Goodrich 1964-65  
Fred Goss 1965  
John Green 1962  
David Greenwood 1976  
Roy Hamilton 1976  
Walt Hazzard 1962, 64  
Ken Heitz 1967-69  
J. R. Henderson 1995  
Bill Hicks 1962  
Andy Hill 1970-72  
Jack Hirsch 1964  
Vaughn Hoffman 1964-65  
Brad Holland 1976  
Ryan Hollins 2006  
Larry Hollyfield 1972-73  
Michael Holton 1980  
Mike Huggins 1964  
Kris Johnson 1995  
Marques Johnson 1974-76  
James Keefe 2007-08  
Edgar Lacey 1965  
Greg Lee 1972-74  
Rich Levin 1964-65  
Chris Lippert 1976

Kevin Love 2008  
 Dick Lynn 1967  
 Mike Lynn 1965, 68  
 John Lyons 1965  
 Lorenzo Mata-Real 2006-08  
 Luc Richard Mbah  
   a Moute 2006-08  
 Andre McCarter 1974-76  
 Doug McIntosh 1964-65  
 Dave Meyers 1973-75  
 Jim Milhorn 1962  
 Bob Myers 1995  
 Swen Nater 1972-73  
 Jim Nielsen 1967-68  
 Ike Nwankwo 1995  
 Charles O'Bannon 1995  
 Ed O'Bannon 1995  
 Wilbert Olinde 1974-76  
 Steve Patterson 1969-71  
 Cliff Pruitt 1980  
 DeAndre Robinson 2006  
 Michael Roll 2006-07  
 Curtis Rowe 1969-71  
 Jauou Rubin 2006  
 Don Saffer 1967  
 Mike Sanders 1980  
 Neville Saner 1967-68  
 Terry Schofield 1969-71  
 Bill Seibert 1969-70  
 Lynn Shackelford 1967-69  
 Josh Shipp 2007-08  
 Gig Sims 1980  
 Fred Slaughter 1962, 64  
 Gavin Smith 1976  
 Jim Spillane 1974-76  
 Kim Stewart 1962, 64  
 Gene Sutherland 1967-68  
 Bill Sweek 1967-69  
 Ray Townsend 1976  
 Pete Trgovich 1974-75  
 John Vallely 1969-70  
 Kiki Vandeweghe 1980  
 Brett Vroman 1976  
 Bill Walton 1972-74  
 Mike Warren 1967-68  
 Kenny Washington 1964-65  
 Richard Washington 1974-76  
 Dave Waxman 1962  
 Bob Webb 1974  
 Russell Westbrook 2007-08  
 Sidney Wicks 1969-71  
 James Wilkes 1980  
 Keith Wilkes 1972-74  
 Ryan Wright 2006-07  
 George Zidek 1995

**UTAH (4-33)**

Joe Aufferheide 1961  
 Leonard Black 1966  
 Trace Caton 1998  
 Jerry Chambers 1966  
 Bob Cozby 1961  
 Bo Crain 1961  
 Joe Day 1966

Michael Doleac 1998  
 Arnie Ferrin 1944  
 Drew Hansen 1998  
 David Jackson 1998  
 Merv Jackson 1966  
 Alex Jensen 1998  
 Neil Jensen 1961  
 Britton Johnsen 1998  
 Eugene Lake 1966  
 Bob Lewis 1944  
 Lyndon Mackay 1966  
 Billy McGill 1961  
 Jordie McTavish 1998  
 Andre Miller 1998  
 Wat Misaka 1944  
 Joe Morton 1961  
 Hanno Mottola 1998  
 Jeff Ockel 1966  
 Jim Rhead 1961  
 Ed Rowe 1961  
 Rich Ruffell 1961  
 Dick Smuin 1944  
 Fred Sheffield 1944  
 Rich Tate 1966  
 Jim Thomas 1961  
 Herb Wilkinson 1944

**VILLANOVA (4-33)**

Dwayne Anderson 2009  
 Shane Clark 2009  
 Dante Cunningham 2009  
 Louis Dubino 1939  
 George Duzminski 1939  
 Chuck Everson 1985  
 Corey Fisher 2009  
 Chris Ford 1971  
 John Fox 1971  
 Tom Ingelsby 1971  
 Harold Jensen 1985  
 John Krutulis 1939  
 Michael Lazorchak 1939  
 Dwayne McClain 1985  
 Joe McDowell 1971  
 Gary McLain 1985  
 James Montgomery 1939  
 Paul Nugent 1939  
 Antonio Pena 2009  
 Ed Pinckney 1985  
 Mark Plansky 1985  
 Howard Porter 1971  
 Harold Pressley 1985  
 Reggie Redding 2009  
 Scottie Reynolds 2009  
 Lloyd Rice 1939  
 Ernest Robinson 1939  
 Hank Siemiontkowski 1971  
 William Sinnott 1939  
 Clarence Smith 1971  
 Corey Stokes 2009  
 Dwight Wilbur 1985  
 Charles Yund 1939

**VIRGINIA (2-16)**

Rick Carlisle 1984

Louis Collins 1981  
 Kenton Edelin 1984  
 Terry Gates 1981  
 Jeff Jones 1981  
 Jeff Klein 1981  
 Jeff Lamp 1981  
 Lewis Lattimore 1981  
 Jim Miller 1984  
 Olden Polynice 1984  
 Lee Raker 1981  
 Craig Robinson 1981  
 Ralph Sampson 1981  
 Tom Sheehey 1984  
 Ricky Stokes 1981, 84  
 Othell Wilson 1981, 84

**WAKE FOREST (1-12)**

James Brooks 1962  
 Richard Carmichael 1962  
 Len Chappell 1962  
 Frank Christie 1962  
 Bryan Hassell 1962  
 Harry Hull 1962  
 Al Koehler 1962  
 Tommy McCoy 1962  
 Billy Packer 1962  
 Dave Wiedeman 1962  
 Bob Wollard 1962  
 Ted Zawacki 1962

**WASHINGTON (1-10)**

Don Apeland 1953  
 Joe Cipriano 1953  
 Will Elliott 1953  
 Roland Halle 1953  
 Bob Houbregs 1953  
 Charles Koon 1953  
 Doug McClary 1953  
 Mike McCutchen 1953  
 Dean Parsons 1953  
 Steve Roake 1953

**WASHINGTON ST. (1-10)**

Albert Akins 1941  
 Vern Butts 1941  
 Kirk Gebert 1941  
 Dale Gentry 1941  
 Marv Gilberg 1941  
 John Hooper 1941  
 Owen Hunt 1941  
 Paul Lindemann 1941  
 Ray Sundquist 1941  
 Jim Zimmerman 1941

**WEST VIRGINIA (1-12)**

Willie Akers 1959  
 Marvin Bolyard 1959  
 Robert Clousson 1959  
 Paul Goode 1959  
 Lee Patrone 1959  
 Joseph Posch 1959  
 Ronnie Retton 1959  
 James Ritchie 1959  
 Howard Schertzinger 1959  
 Bob Smith 1959  
 Nick Visnic 1959

Jerry West 1959

**WESTERN KY. (1-9)**

Rex Bailey 1971  
 Jerry Dunn 1971  
 Steve Eaton 1971  
 Clarence Glover 1971  
 Danny Johnson 1971  
 Jim McDaniels 1971  
 Jim Rose 1971  
 Gary Sundmacker 1971  
 Chuck Witt 1971

**WICHITA ST. (1-11)**

John Criss 1965  
 Gerald Davis 1965  
 Dave Leach 1965  
 Larry Nosich 1965  
 Kelly Pete 1965  
 Melvin Reed 1965  
 Gerard Reimond 1965  
 Vernon Smith 1965  
 Jamie Thompson 1965  
 Al Trope 1965  
 Manny Zafinos 1965

**WISCONSIN (2-23)**

Bob Alwin 1941  
 Roy Boone 2000  
 Jon Bryant 2000  
 Travon Davis 2000  
 Duany Duany 2000  
 Gene Englund 1941  
 Charles Epperson 1941  
 Erik Faust 2000  
 Mike Kelley 2000  
 John Kotz 1941  
 Andy Kowske 2000  
 Maurice Linton 2000  
 Kirk Penney 2000  
 Fred Rehm 1941  
 Ed Scheiwe 1941  
 Warren Schrage 1941  
 Harlo Scott 1941  
 Robert Smith 2000  
 Ted Strain 1941  
 Julian Swartz 2000  
 Don Timmerman 1941  
 Mark Vershaw 2000  
 Charlie Willis 2000

**WYOMING (1-8)**

Jimmy Collins 1943  
 Milo Komenich 1943  
 Jim Reese 1943  
 Ted Roney 1943  
 Kenny Sailors 1943  
 Floyd Volker 1943  
 Don Waite 1943  
 Jim Weir 1943



## NCAA Division I Men's Basketball Committee Chairs

Name	Affiliation	Years	Name	Affiliation	Years
Harold Olsen	Ohio St.	1940-46	Jim Delany	Big Ten Conference	1990-91
Dutch Lonborg	Northwestern	1947-50	Tom Frericks	Dayton	1992
Bernie Shively	Kansas	1951-60	Roy Kramer	Southeastern Conference	1992
H.B. Lee	Kentucky	1961-66	Tom Butters	Duke	1993-94
Tom Scott	Kansas St.	1967-69	Bob Frederick	Kansas	1995-96
Stan Watts	Davidson	1970-75	Terry Holland	Virginia	1997
Wayne Duke	BYU	1976-77	C.M. Newton	Kentucky	1998-99
Dave Gavitt	Big Ten Conference	1978-81	Craig Thompson	Mountain West Conference	2000
Vic Bubas	Big East Conference	1982-84	Mike Tranghese	Big East Conference	2001
Dick Schultz	Sun Belt Conference	1985	Lee Fowler	North Carolina St.	2002
Arnie Ferrin	Virginia	1986-87	Jim Livengood	Arizona	2003
Cedric Dempsey	Utah	1988	Bob Bowlsby	Iowa	2004-05
	Arizona	1989	Craig Littlepage	Virginia	2006
			Gary Walters	Princeton	2007
			Tom O'Connor	George Mason	2008
			Michael Slive	Southeastern Conference	2009
			Dan Guerrero	UCLA	2010
			Gene Smith	Ohio St.	2011




Photo by Gary K. Johnson, NCAA

*Although his name won't be found on any of the NCAA Division I men's basketball committee rosters, Tom Jernstedt has been a quiet force behind turning the tournament into one of the nation's top sporting events. He is shown here in the 2009 selection room with committee members and other NCAA staff. The 2010 Final Four will be the 38th for Jernstedt, who started at the NCAA in 1972 as director of events and is now the executive vice president for the organization.*

## NCAA Division I Men's Basketball Committee Roster

Name	Affiliation	Years	Name	Affiliation	Years
Larry Albus	St. Louis	1975-76	Chris Hill	Utah	2005-09
	Metro Conference	1977-80	Terry Holland	Davidson	1993-95
Phog Allen	Kansas	1940		Virginia	1996-98
Ladell Andersen	Utah St.	1978-82	Nat Holman	CCNY	1941
Lewis Andreas	Syracuse	1943-44	Ken Karr	San Diego St.	1976-80
	Syracuse	1954-58		East Carolina	1981
Dan Beebe	Big 12 Conference	2010-present	Roy Keene	Oregon St.	1958-61
Karl Benson	Western Athletic Conference	2002-06	E.A. Kelleher	Fordham	1943
Mike Bobinski	Xavier	2009-present		Army	1944
McKinley Boston	Minnesota	1995-99	Laing Kennedy	Kent St.	2006-present
Bob Bowlsby	Iowa	2001-05	Floyd Kerr	Southern U.	2002-05
Hoyt Brawner	Denver	1966-71	Roy Kramer	Vanderbilt	1987-91
Paul Brechler	Western Athletic Conference	1968		Southeastern Conference	1992
Bob Brown	West Virginia	1958-62	Jack Kvacz	George Washington	1999-2003
Vic Bubas	Sun Belt Conference	1980-85	Jonathan LeCrone	Horizon League	2004-08
John Bunn	Stanford	1940	H.B. Lee	Kansas St.	1961-69
Asa Bushnell	Eastern College Athletic Conference	1949-53	Craig Littlepage	Virginia	2003-07
Tom Butters	Duke	1989-94	Jim Livengood	Arizona	2000-04
Ben Carnevale	Navy	1965-66	Dutch Lomborg	Northwestern	1947-50
	New York U.	1967-70		Kansas	1951-60
	William & Mary	1981	Dave Maggard	California	1990-91
	James Madison	1982-83	Ernest McCoy	Penn St.	1960-65
Ernest Casale	Temple	1971-76	Ralph McFillen	Metro Conference	1993-95
Willis Casey	North Carolina St.	1975-80	J.D. Morgan	UCLA	1969-74
W.S. Chandler	Marquette	1940	Stan Morrison	UC Riverside	2007-present
John Conboy	La Salle	1977	Gerald Myers	Texas Tech	2004-05
Gene Corrigan	Notre Dame	1982-87	Pete Newell	California	1963-68
Jake Crouthamel	Syracuse	1991-96	C.M. Newton	Kentucky	1993-99
Gary Cunningham	Fresno St.	1989-94	Albert Nixon	New York U.	1947-48
Rudy Davalos	Houston	1992	Nels Nordgen	Chicago	1942
	New Mexico	1995-99	Tom O'Connor	George Mason	2005-09
Everett Dean	Stanford	1947-50	Harold Olsen	Ohio St.	1940-46
Jim Delany	Ohio Valley Conference	1986-89	Reaves Peters	Big Seven	1948-57
	Big Ten Conference	1990-91	Vadal Peterson	Utah	1953
Cedric Dempsey	Arizona	1984-89	Russ Potts	SMU	1980-81
DeLoss Dodds	Texas	1993-97	Les Robinson	North Carolina St.	2000
Wayne Duke	Big Ten Conference	1976-81		Citadel	2001-04
Joel Eaves	Georgia	1970-74	Judy Rose	Charlotte	2000-04
Hec Edmondson	Washington	1941-46	James St. Clair	SMU	1941-45
George Edwards	Missouri	1941-50	H.H. Salmon	New York businessman	1940
Doug Elgin	Missouri Valley Conference	1999-2002	Fred Schaus	West Virginia	1985-90
Bump Elliott	Iowa	1989-91	Dick Schultz	Virginia	1984-87
Arnie Ferrin	Utah	1983-88	Tom Scott	Davidson	1967-75
Waldo Fisher	Northwestern	1962-67	Everett Shelton	Wyoming	1954-58
Lee Fowler	Middle Tenn.	1998-2000	Bernie Shively	Kentucky	1959-66
	North Carolina St.	2001-02	Dick Shrider	Miami (OH)	1982-87
Bob Frederick	Kansas	1992-96	Michael Slive	Southeastern Conference	2005-09
Kenneth Free	Mid-Eastern Athletic Conference	1988-92	Gene Smith	Iowa St.	2000
Tom Frericks	Dayton	1988-92		Ohio St.	2007-present
Doug Fullerton	Big Sky Conference	2010-present	Wilbur Smith	Tulane	1942
Dave Gavitt	Providence	1980-82	Neale Stoner	Illinois	1988
	Big East Conference	1983-84	Fred Taylor	Ohio St.	1968-73
Andy Geiger	Penn	1978	Craig Thompson	Sun Belt Conference	1996-98
	Stanford	1979-83		Mountain West Conference	1999-2000
B.T. Grover	Ohio	1941	Mike Tranghese	Big East Conference	1997-2001
Dan Guerrero	UCLA	2006-present	Forrest Twogood	Southern California	1960-64
Wiles Hallock	Western Athletic Conference	1969-71	Robert Vowels	Southwestern Athletic Conference	2006
	Pacific-10 Conference	1972-75	Gary Walters	Princeton	2003-07
Charles Harris	Arizona St.	1992-96	Stan Watts	BYU	1974-77
	Mid-Eastern Athletic Conference	1997-98	Kevin Weiberg	Big 12 Conference	2001-03
Dave Hart	Missouri	1981-86	Ron Wellman	Wake Forest	2010-present
Jeff Hathaway	Connecticut	2008-present	Carroll Williams	Santa Clara	1997-2001
Lynn Hickey	UTSA	2008-present	Frank Windegger	TCU	1982-88
Ed Hickox	Springfield	1945-46			

## Tournament Moments ...



March 29, 1982, championship game in the Louisiana Superdome in New Orleans – The picture says it all as North Carolina freshman Michael Jordan hit a 16-foot jumper for what turned out to be the last score of the game. Moments later, Georgetown's Fred Brown mistook Carolina's James Worthy as his teammate, Sleepy Floyd, and passed the ball to Worthy. The Tar Heels ran out the clock to take a 63-62 victory and give coach Dean Smith his first NCAA championship.

