
TEAM CHAMPIONS

Team Champions.....287



TEAM CHAMPIONS

Note: Known starters are marked with an asterisk (*). The 2020 championship was canceled due to the COVID-19 pandemic.

1939 CHAMPIONSHIP GAME, MARCH 27 AT EVANSTON, IL

OREGON 46, OHIO ST. 33

Oregon	FG	FT-A	PF	TP
Laddie Gale*	3	4-5	1	10
John Dick*	4	5-5	3	13
Slim Wintermute*	2	0-1	1	4
Bobby Anet*	4	2-3	3	10
Wally Johansen*	4	1-2	1	9
Matt Pavalunas	0	0-0	0	0
Ford Mullen	0	0-0	0	0
Totals	17	12-16	9	46

Ohio St.	FG	FT-A	PF	TP
Jimmy Hull*	5	2-4	2	12
Richard Baker*	0	0-0	0	0
John Schick*	1	0-0	1	2
Robert Lynch*	3	1-3	3	7
Jack Dawson*	1	0-0	4	2
Gilbert Mickelson	0	0-0	2	0
William Sattler	3	1-2	0	7
Richard Boughner	1	0-0	0	2
Charles Maag	0	0-0	0	0
Don Scott	0	1-1	1	1
Robert Stafford	0	0-0	0	0
Totals	14	5-10	13	33

Halftime: Oregon 21, Ohio St. 16. Officials: Lyle Clarno, John Getchell. Attendance: 5,500.



1939 Oregon—Front Row (left to right): Wally Johansen, Slim Wintermute, Bobby Anet, head coach Howard Hobson, Laddie Gale and John Dick. **Back Row:** Bob Hardy, Red McNeely, Jay Langston, Ford Mullen, Matt Pavalunas, athletic trainer Bob Officer, Ted Sarpola and Earl Sandness.


1940 CHAMPIONSHIP GAME, MARCH 30 AT KANSAS CITY, MO

INDIANA 60, KANSAS 42

Indiana	FG	FT-A	PF	TP
Herman Schaefer	4	1-1	1	9
Jay McCreary	6	0-0	2	12
Paul Armstrong	4	2-3	3	10
Jim Gridley	0	0-0	0	0
Bob Menke	0	0-0	0	0
Bill Menke	2	1-2	3	5
Marv Huffman	5	2-3	4	12
Andy Zimmer	2	1-1	1	5
Bob Dro	3	1-1	4	7
Ralph Dorsey	0	0-0	0	0
Chet Francis	0	0-0	1	0
Totals	26	8-11	19	60

Kansas	FG	FT-A	PF	TP
Donald Ebling	1	2-5	0	4
Thomas Hunter	0	1-1	0	1
Howard Engleman	5	2-3	3	12
William Hogben	2	0-0	0	4
Bob Allen	5	3-4	3	13
John Kline	0	0-0	0	0
Ralph Miller	0	2-2	4	2
Bruce Voran	0	1-2	0	1
Dick Harp	2	1-3	1	5
Jack Sands	0	0-0	0	0
Wallace Johnson	0	0-0	0	0
Totals	15	12-20	11	42


Halftime: Indiana 32, Kansas 19. Technical foul: McCreary. Officials: Gil MacDonald, Ted O'Sullivan. Attendance: 10,000.



1940 Indiana—Front Row (left to right): Jim Gridley, Herman Schaefer, Bob Dro, Marv Huffman, Jay McCreary, Paul Armstrong and Ralph Dorsey. **Back Row:** Head coach Branch McCracken, Chet Francis, Bill Menke, Andy Zimmer, Bob Menke and Ralph Graham.

1941 CHAMPIONSHIP GAME, MARCH 29 AT KANSAS CITY, MO WISCONSIN 39, WASHINGTON ST. 34

Wisconsin	FG-A	FT-A	PF	TP
John Kotz	5	2-3	2	12
Charles Epperson	2	0-0	3	4
Gene Englund	5	3-4	2	13
Don Timmerman	1	0-0	1	2
Ted Strain	0	2-2	1	2
Bob Alwin	1	0-0	0	2
Fred Rehm	2	0-1	2	4
Totals	16-63	7-10	12	39




1941 Wisconsin—Front Row (left to right): Bob Alwin, Bob Sullivan, Fred Rehm, John Kotz, Gene Englund, Charles Epperson, Ted Strain, Harlo Scott and Ed Scheive. **Back Row:** Manager Morris Bradley, athletic trainer Walter Bakke, Ted Downs, Bob Roth, George Affeldt, Warren Schrage, Don Timmerman, Ted Deppe, John Lynch, Ed Jones, head coach Bud Foster and assistant coach Fred Wegner.

Washington St.	FG-A	FT-A	PF	TP
Dale Gentry	0	1-2	1	1
Vern Butts	1	1-1	1	3
John Hooper	0	0-0	0	0
Paul Lindemann	0	3-4	1	3
Jim Zimmerman	0	0-0	0	0
Kirk Gebert	10-24	1-2	1	21
Owen Hunt	0	0-0	0	0
Ray Sundquist	2	0-1	3	4
Marv Gilberg	1	0-2	1	2
Totals	14-65	6-12	8	34

Halftime: Wisconsin 21, Washington St. 17. Officials: Wally Cameron, Bill Haarlow. Attendance: 7,219.

1942 CHAMPIONSHIP GAME, MARCH 28 AT KANSAS CITY, MO STANFORD 53, DARTMOUTH 38

Indiana	FG	FT-A	PF	TP
Stanford	FG	FT-A	PF	TP
Jack Dana*	7	0-0	0	14
Fred Linari*	3	0-0	0	6
Ed Voss*	6	1-2	2	13
Bill Cowden*	2	1-1	3	5
Howie Dallmar*	6	3-5	0	15
Don Burness	0	0-0	0	0
Totals	24	5-8	5	53



1942 Stanford—(Left to right): Bill Cowden, Howie Dallmar, Ed Voss, Jim Pollard, Don Burness and head coach Everett Dean.

Dartmouth	FG	FT-A	PF	TP
Robert Myers	4	0-1	1	8
George Munroe	5	2-2	1	12
James Olsen	4	0-1	0	8
Stanley Skaug	1	0-0	2	2
Charles Pearson	2	2-2	3	6
William Parmer	1	0-0	0	2
Totals	17	4-6	7	38

Halftime: Stanford 24, Dartmouth 22. Officials: Glenn Adams, Abb Curtis. Attendance: 6,500.

1943 CHAMPIONSHIP GAME, MARCH 30 AT NEW YORK WYOMING 46, GEORGETOWN 34

Wyoming	FG	FT-A	PF	TP
Kenny Sailors	6	4-6	2	16
Jim Weir	2	1-3	2	5
Milo Komenich	4	1-4	2	9
Floyd Volker	2	1-2	3	5
Don Waite	0	0-0	0	0
Ted Roney	0	1-2	1	1
Jimmy Collins	4	0-1	1	8
Jim Reese	1	0-0	0	2
Totals	19	8-18	11	46

Georgetown	FG	FT-A	PF	TP
Dan Gabbianelli	1	2-3	3	4
James Reilly	1	0-0	0	2
John Mahnken	2	2-3	2	6
Daniel Kraus	2	0-1	3	4
Bill Hassett	3	0-3	4	6
William Feeney	4	0-0	1	8
Robert Duffey	0	0-1	0	0
Lloyd Potolicchio	1	2-3	1	4
Henry Hyde	0	0-0	0	0
Totals	14	6-14	14	34

Halftime: Wyoming 18, Georgetown 16. Officials: Matty Begovich, Pat Kennedy.
Attendance: 13,300.



1943 Wyoming—Front Row (left to right): Don Waite, Earl Ray and Jim Reese. Back Row: Jimmy Collins, Floyd Volker, Milo Komenich, head coach Everett Shelton, Ted Roney, Kenny Sailors, Jim Weir and NCAA President Philip O. Badger.

1944 CHAMPIONSHIP GAME, MARCH 28 AT NEW YORK UTAH 42, DARTMOUTH 40 (OT)

Utah	FG	FT-A	PF	TP
Dick Smuin	0	0-0	2	0
Arnie Ferrin	8	6-7	0	22
Fred Sheffield	1	0-0	1	2
Wat Misaka	2	0-0	1	4
Herb Wilkinson	3	1-4	0	7
Bob Lewis	2	3-3	2	7
Totals	16	10-14	6	42

Dartmouth	FG	FT-A	PF	TP
Harry Leggat	4	0-0	1	8
Robert Gale	5	0-2	1	10
Everett Nordstrom	0	0-0	0	0
Audley Brindley	5	1-1	3	11
Franklin Murphy	0	0-0	0	0
Joseph Vancisin	2	0-0	3	4
Vincent Goering	0	0-0	0	0
Walter Mercer	0	1-1	3	1
Richard McGuire	3	0-1	3	6
Totals	19	2-5	14	40



1944 Utah—Front Row (left to right): Mas Tatsuno and Ray Kingston. Middle Row: Jim Nance, Fred Lewis, Wat Misaka, Bill Kastelic and graduate assistant coach Keith Brown. Back Row: Head coach Vadal Peterson, Fred Sheffield, Herb Wilkinson, Arnie Ferrin, Dick Smuin, Bob Lewis and Pete Couch.

Halftime: Dartmouth 18, Utah 17. End of regulation: Tied at 36. Officials: Paul Menton, James Osborne. Attendance: 15,000.

1945 CHAMPIONSHIP GAME, MARCH 27 AT NEW YORK

OKLAHOMA ST. 49, NYU 45

Oklahoma St.	FG	FT-A	PF	TP
Cecil Hankins	6	3-6	3	15
Weldon Kern	3	0-4	3	6
Bob Kurland	10	2-3	3	22
Doyle Parrack	2	0-1	3	4
J.L. Parks	0	0-0	3	0
Blake Williams	1	0-1	1	2
John Wylie	0	0-0	0	0
Totals	22	5-15	16	49

NYU	FG	FT-A	PF	TP
Al Grenert	5	2-3	3	12
Marty Goldstein	0	2-2	0	2
Don Forman	5	1-1	1	11
Dolph Schayes	2	2-6	2	6
Sid Tanenbaum	2	0-0	2	4
Herb Walsh	0	0-0	2	0
Frank Mangiapane	2	2-2	3	6
Alvin Most	1	2-3	2	4
Totals	17	11-17	15	45

Halftime: Oklahoma St. 26, NYU 21. Officials: Glenn Adams, Abb Curtis. Attendance: 18,035.



1945 Oklahoma State—Front Row (left to right): D.W. Jones, Weldon Kern, J.L. Parks, Doyle Parrack and John Wylie. **Back Row:** Bill Johnson, Joe Halbert, NCAA President Tug Wilson, Bob Kurland, head coach Hank Iba, Blake Williams, Cecil Hankins and assistant coach Bud Millikan.

1946 CHAMPIONSHIP GAME, MARCH 26 AT NEW YORK OKLAHOMA ST. 43, NORTH CAROLINA 40

Oklahoma St.	FG	FT-A	PF	TP
Sam Aubrey	0	1-2	1	1
A.L. Bennett	3	0-0	4	6
Weldon Kern	3	1-3	2	7
Joe Bradley	1	1-2	1	3
Bob Kurland	9	5-9	5	23
Joe Halbert	0	0-0	0	0
Blake Williams	0	2-4	2	2
Eugene Bell	0	1-1	1	1
J.L. Parks	0	0-1	2	0
Totals	16	11-22	18	43

North Carolina	FG	FT-A	PF	TP
John Dillon	5	6-6	5	16
Don Anderson	3	2-3	3	8
Bob Paxton	2	0-0	4	4
Horace McKinney	2	1-3	5	5
Jim White	0	1-1	0	1
Taylor Thorne	1	0-0	2	2
Jim Jordan	0	4-8	3	4
Totals	13	14-21	22	40

Halftime: Oklahoma St. 23, North Carolina 17. Officials: Jocko Collins, Pat Kennedy. Attendance: 18,479.



1946 Oklahoma State—Front Row (left to right): A.L. Bennett, Paul Geymann, Weldon Kern, J.L. Parks, Joe Pitts, Blake Williams, Joe Bradley and Eugene Bell. **Back Row:** Assistant coach Leroy Floyd, C.L. Parker, Sam Aubrey, Monroe, Bob Kurland, Joe Halbert, Mark Steinmeyer, Herschel Crowe and head coach Hank Iba.

1947 CHAMPIONSHIP GAME, MARCH 25 AT NEW YORK HOLY CROSS 58, OKLAHOMA 47

Holy Cross	FG	FT-A	PF	TP
George Kaftan	7	4-5	4	18
Dermie O'Connell	7	2-4	3	16
Bob Curran	0	0-1	2	0
Frank Oftring	6	2-3	5	14
Joe Mullaney	0	0-0	2	0
Ken Haggerty	0	0-0	0	0
Bob Cousy	0	2-2	1	2
Bob McMullan	2	4-4	0	8
Andy Laska	0	0-0	0	0
Charlie Bollinger	0	0-0	0	0
Charlie Graver	0	0-0	0	0
Jim Riley	0	0-0	1	0
Totals	22	14-19	18	58



1947 Holy Cross—Front Row (left to right): Dermie O'Connell, Bob Cousy, Frank Oftring and Andy Laska. **Middle Row:** Bob Curran, Ken Haggerty, head coach Doggie Julian, Joe Mullaney and George Kaftan. **Back Row:** Assistant coach Albert Riopel, Jim Riley, Charlie Bollinger, Bob McMullan, Charlie Graver and manager Frank Dooley.

Oklahoma	FG	FT-A	PF	TP
Dick Reich	3	2-2	3	8
Paul Courty	3	2-3	4	8
Gerald Tucker	6	10-12	3	22
Allie Paine	2	2-2	0	6
Bill Waters	0	0-0	0	0
Paul Merchant	0	0-0	1	0
Kenneth Pryor	0	1-1	1	1
Jack Landon	1	0-1	4	2
Harley Day	0	0-0	0	0
Totals	15	17-21	16	47

Halftime: Oklahoma 31, Holy Cross 28. Officials: Hagan Anderson, Pat Kennedy. Attendance: 18,445.

1948 CHAMPIONSHIP GAME, MARCH 23 AT NEW YORK KENTUCKY 58, BAYLOR 42

Kentucky	FG-A	FT-A	PF	TP
Wallace Jones	4	1-1	3	9
Cliff Barker	2	1-3	4	5
Jim Line	3	1-1	3	7
Alex Groza	6	2-4	4	14
Joe Holland	1	0-0	1	2
Ralph Beard	4	4-4	1	12
Kenneth Rollins	3	3-5	3	9
Dale Barnstable	0	0-1	0	0
Totals	Totals	23-83	12-19	19
				58



1948 Kentucky—Front Row (left to right): Head coach Adolph Rupp, Johnny Stough, Ralph Beard, Kenneth Rollins, Cliff Barker, Dale Barnstable and assistant coach Harry Lancaster. **Back Row:** Manager Humzey Yessin, Garland Townes, Jim Jordan, Joe Holland, Alex Groza, Wallace Jones, Jim Line, Roger Day and athletic trainer Wilbert Bud Berger.

Baylor	FG-A	FT-A	PF	TP
James Owens	2	1-2	0	5
Bill DeWitt	3	2-4	3	8
William Hickman	1	0-0	0	2
Ralph Pulley	0	1-1	0	1
Don Heathington	3	2-4	5	8
Odell Preston	0	0-2	2	0
Bill Johnson	3	4-7	5	10
Jackie Robinson	3	2-4	4	8
William Srack	0	0-0	0	0
Totals	15-64	12-24	19	42

Halftime: Kentucky 29, Baylor 16. Officials: Bill Haarlow, Gil MacDonald. Attendance: 16,174.

1949 CHAMPIONSHIP GAME, MARCH 26 AT SEATTLE KENTUCKY 46, OKLAHOMA ST. 36

Kentucky	FG	FT-A	PF	TP
Wallace Jones	1	1-3	3	3
Jim Line	2	1-2	3	5
Alex Groza	9	7-8	5	25
Ralph Beard	1	1-2	4	3
Cliff Barker	1	3-3	4	5
Dale Barnstable	1	1-1	1	3
Walt Hirsch	1	0-0	1	2
Totals	16	14-19	21	46

Oklahoma St.	FG	FT-A	PF	TP
Vernon Yates	1	0-0	1	2
Jack Shelton	3	6-7	4	12
Bob Harris	3	1-1	5	7
Joe Bradley	0	3-6	3	3
J.L. Parks	2	3-4	5	7
Tom Jacquet	0	1-2	0	1
Gale McArthur	0	2-2	1	2
Morman Pilgrim	0	2-2	1	2
Keith Smith	0	0-0	1	0
Totals	9	18-24	21	36

Halftime: Kentucky 25, Oklahoma St. 20. Officials: Hal Lee, Tim McCullough. Attendance: 10,600.



1949 Kentucky—Front Row (left to right): Head coach Adolph Rupp, Jim Line, Cliff Barker, Johnny Stough, Ralph Beard, Joe Hall, Garland Townes and assistant coach Harry Lancaster. **Back Row:** Dale Barnstable, Walt Hirsch, Wallace Jones, Alex Groza, Bob Henne, Roger Day and manager Humzey Yessin.

1950 CHAMPIONSHIP GAME, MARCH 28 AT NEW YORK

CCNY 71, BRADLEY 68

CCNY	FG-A	FT-A	PF	TP
Floyd Layne*	3-7	5-6	3	11
Ed Warner*	4-9	6-14	2	14
Ed Roman*	6-17	0-2	5	12
Joe Galiber	0-0	0-0	1	0
Alvin Roth*	2-7	1-5	2	5
Norman Mager	4-10	6-6	3	14
Irwin Dambrot*	7-14	1-2	0	15
Ronald Nadell	0-0	0-0	1	0
Totals	26-64	19-35	17	71

Bradley	FG-A	FT-A	PF	TP
Bud Grover*	0-10	2-3	3	2
Fred Schlichtman	0-3	0-0	2	0
Paul Unruh*	4-9	0-0	5	8
Elmer Behnke*	3-10	3-3	4	9
Jim Kelly	0-1	0-2	0	0
Billy Mann*	2-7	5-5	5	9
Aaron Preece	6-11	0-0	5	12
Dino Melchiorre	0-0	0-0	0	0
Gene Melchiorre*	7-16	2-4	4	16
Mike Chianakas	5-7	1-3	4	11
Joe Stowell	0-0	1-1	0	1
Totals	27-74	14-21	32	68

Halftime: CCNY 39, Bradley 32. Officials: Lou Eisenstein, Ronald Gibbs. Attendance: 18,142.



1950 CCNY—Front Row (left to right): Mike Wittlin, Ed Roman, Joe Galiber, head coach Nat Holman, Irwin Dambrot, Norman Mager and Seymour Levey. **Second Row:** Floyd Layne, Arnold Smith, Ed Warner, Alvin Roth and Herb Cohen. **Third Row:** Ronald Nadell, Arthur Glass, LeRoy Watkins, Ed Chenetz and Larry Meyer. **Back Row:** Manager Al Ragusa and assistant coach Bobby Sand.

1951 CHAMPIONSHIP GAME, MARCH 27 AT MINNEAPOLIS KENTUCKY 68, KANSAS ST. 58

Kentucky	FG-A	FT-A	RB	PF	TP
Cliff Hagan	5-6	0-2	4	5	10
Shelby Linville*	2-7	4-8	8	5	8
Bill Spivey*	9-29	4-6	21	2	22
Lou Tsiropoulos	1-4	0-0	3	1	2
Bobby Watson*	3-8	2-4	3	3	8
Frank Ramsey*	4-10	1-3	4	5	9
Lucian Whitaker*	4-5	1-1	2	2	9
C.M. Newton	0-0	0-0	0	0	0
Totals	28-69	12-24	45	23	68
Kansas St.	FG-A	FT-A	RB	PF	TP
Ed Head*	3-11	2-2	3	2	8
Dan Schuyler	1-2	0-0	1	2	2
Jack Stone*	3-8	6-8	6	2	12
John Gibson	0-2	1-1	1	5	1
Dick Knostman	1-4	1-2	3	1	3
James Iverson*	3-12	1-2	0	3	7
Don Upson	0-1	0-0	2	1	0
Ernie Barrett*	2-12	0-2	3	1	4
Robert Rousey	2-10	0-0	2	3	4
Lew Hitch*	6-15	1-1	9	3	13
Richard Peck	2-3	0-0	0	0	4
Totals	23-80	12-18	30	23	58




1951 Kentucky—Front Row (left to right): Lindle Castle, Lucian Whitaker, Bobby Watson, Guy Strong and T. Riddle. **Middle Row:** Head coach Adolph Rupp, Cliff Hagan, C.M. Newton, Walt Hirsch, Paul Lansaw, Dwight Price and assistant coach Harry Lancaster. **Back Row:** Frank Ramsey, Shelby Linville, Bill Spivey, Roger Layne, Lou Tsiropoulos and Read Morgan.

Halftime: Kansas St. 29, Kentucky 27. Officials: None listed. Attendance: 15,348.

1952 CHAMPIONSHIP GAME, MARCH 26 AT SEATTLE KANSAS 80, ST. JOHN'S (NY) 63

Kansas	FG-A	FT-A	RB	PF	TP
Bob Kenney	4-11	4-6	4	2	12
Bill Lienhard	5-8	2-2	4	4	12
Larry Davenport	0-0	0-0	0	1	0
John Keller	1-1	0-0	4	2	2
Clyde Lovellette	12-25	9-11	17	4	33
B.H. Born	0-0	0-0	0	0	0
Allen Kelley	0-2	0-0	1	0	0
Dean Kelley	2-5	3-6	3	5	7
Charlie Hoag	2-6	5-7	4	5	9
Dean Smith	0-0	0-0	0	0	0
Bill Houglund	2-5	1-3	6	2	5
Totals	28-63	24-35	43	25	80
St. John's (NY)	FG-A	FT-A	RB	PF	TP
Jack McMahon	6-12	1-4	2	4	13
Jim Walsh	3-6	0-0	4	3	6
Carl Peterson	0-1	0-0	0	0	0
Bob Zawoluk	7-12	6-11	9	5	20
Ron MacGilvray	3-8	2-5	10	3	8
Dick Duckett	2-5	2-2	2	4	6
Solly Walker	0-2	0-0	2	4	0
Jim McMorro	1-3	0-0	0	3	2
Frank Giancontieri	0-0	0-2	1	0	0
Phil Sagona	2-2	0-0	0	5	4
Jim Davis	1-4	2-3	2	4	4
Totals	25-55	13-27	32	35	63



1952 Kansas—Front Row (left to right): Dean Kelley, Ken Buller, John Thompson, Don Anderson, Dean Smith, Jack Rodgers and Allen Kelley. **Middle Row:** Manager Wayne Louderback, LaVennes Squires, Everett Dye, Bob Goodwin, Larry Davenport, head coach Phog Allen, Bob Kenney, Wes Whitney, Wes Johnson and Dean Wells. **Back Row:** Assistant coach Dick Harp, John Keller, Arthur Heitholt, Bill Houglund, B.H. Born, Clyde Lovellette, Bill Lienhard, Wally Beck, Charlie Hoag and athletic trainer Dean Nesmith.


Halftime: Kansas 41, St. John's (NY) 27. Officials: Lou Eisenstein, Cliff Ogden. Attendance: 10,700.

1953 CHAMPIONSHIP GAME, MARCH 18 AT KANSAS CITY, MO INDIANA 69, KANSAS 68

Indiana	FG-A	FT-A	PF	TP	TP
Dick Farley	1-8	0-0	5	2	17
Charley Kraak	5-8	7-10	5	17	16
Dick White	1-5	0-0	2	2	17
Jim Deakyne	0-0	0-0	1	0	3
Don Schlundt	11-26	8-11	3	30	11
Burke Scott	2-4	2-3	3	6	0
Paul Poff	0-1	0-0	0	0	0
Bob Leonard	5-15	2-4	2	12	0
Phil Byers	0-2	0-0	0	0	0
Totals	25-69	19-28	21	69	72

Kansas	FG-A	FT-A	PF	TP	TP
Harold Patterson	1-3	7-8	3	9	18
Dean Smith	0-0	1-1	1	1	18
Allen Kelley	7-20	6-8	3	20	7
Larry Davenport	0-1	0-0	0	0	2
B.H. Born	8-27	10-12	5	26	6
Dean Kelley	3-4	2-4	2	8	0
Gil Reich	2-9	0-0	2	4	0
Jerry Alberts	0-1	0-0	1	0	8
Totals	21-65	26-33	17	68	61

Halftime: Tied at 41. Technical fouls: Kraak, Leonard, Schlundt. Officials: Al Lightner, Shaw. Attendance: 10,500.



1953 Indiana—Front Row (left to right): Bob Leonard, Charley Kraak, Don Schlundt, Dick Farley and Burke Scott. **Middle Row:** Manager Ron Fifer, Dick White, Jim Deakyne, head coach Branch McCracken, Paul Poff, Phil Byers and assistant coach Ernie Andres. **Back Row:** Ron Taylor, Jim Schooley, Goethe Chambers and Jack Wright.

1954 CHAMPIONSHIP GAME, MARCH 20 AT KANSAS CITY, MO LA SALLE 92, BRADLEY 76

La Salle	FG	FT-A	PF	TP	TP
Charlie Singley	8	7-10	4	23	17
Chas Greenberg	2	1-2	1	5	9
Bob Maples	2	0-0	4	4	18
Frank Blatcher	11	1-2	4	23	11
Tom Gola	7	5-5	5	19	6
Fran O'Malley	5	1-1	4	11	5
John Yodsnukis	0	0-0	5	0	0
Frank O'Hara	2	3-4	1	7	4
Totals	37	18-24	28	92	70

Bradley	FG	FT-A	PF	TP	TP
Richard Petersen	4	2-2	2	10	13
Harvey Babetch	0	0-0	0	0	10
Ed King	3	6-7	4	12	8
Jack Gower	0	1-2	1	1	4
Dick Estergard	3	11-12	1	17	11
Bob Carney	3	11-17	4	17	19
Lee Utt	0	0-0	1	0	0
John Kent	8	0-2	2	16	
John Riley	1	1-2	1	3	65
Totals	22	32-44	16	76	

Halftime: Bradley 43, La Salle 42. Officials: Hagan Anderson, R.H. Dean. Attendance: 10,500.




1954 La Salle—Front Row (left to right): Frank Blatcher, Bob Maples, Frank O'Hara, Tom Gola and Bob Ames. **Back Row:** Chas Greenberg, Fran O'Malley, Manny Gomez, John Yodsnukis, Charlie Singley and manager John Moosbrugger.

1955 CHAMPIONSHIP GAME, MARCH 19 AT KANSAS CITY, MO SAN FRANCISCO 77, LASALLE 63

San Francisco	FG-A	FT-A	PF	TP	TP
Jerry Mullen*	4	2-5	5	10	17
Stan Buchanan*	3	2-2	1	8	16
Bill Russell*	9-22	5-7	1	23	17
K.C. Jones*	10-23	4-4	2	24	3
Hal Perry*	1	2-2	4	4	11
Bob Wiebusch	2	0-0	0	4	0
Rudy Zannini	1	0-0	0	2	0
Dick Lawless	1	0-0	0	2	0
Gordon Kirby	0	0-0	1	0	0
Totals	31-83	15-20	14	77	72

La Salle	FG-A	FT-A	PF	TP	TP
Fran O'Malley	4	2-3	1	10	18
Charlie Singley	8	4-4	1	20	18
Tom Gola	6	4-5	4	16	7
Al Lewis	1	4-9	1	6	2
Chas Greenberg	1	1-2	4	3	6
Frank Blatcher	4	0-0	1	8	0
Bob Maples	0	0-0	0	0	0
Walt Fredericks	0	0-0	0	0	8
Totals	24-68	15-23	12	63	63

Halftime: San Francisco 35, La Salle 24. Officials: None listed. Attendance: 10,500.



1955 San Francisco—Front Row (left to right): Hal Perry, Steve Balchios, Rudy Zannini and Warren Baxter. Middle Row: Tom Nelson, Stan Buchanan, Bill Russell, Jerry Mullen, Jack King and Bob Wiebusch. Back Row: Head coach Phil Woolpert, K.C. Jones, Dick Lawless, Gordon Kirby, Bill Bush and manager Healy.

1956 CHAMPIONSHIP GAME, MARCH 23 AT EVANSTON, IL SAN FRANCISCO 83, IOWA 71

San Francisco	FG-A	FT-A	RB	PF	TP
Carl Boldt*	7	2-2	4	4	16
Mike Farmer*	0	0-0	12	2	0
Mike Preaseau*	3	1-2	3	3	7
Bill Russell*	11-24	4-5	27	2	26
Tom Nelson*	0	0-0	0	0	0
Hal Perry	6	2-2	2	2	14
Gene Brown	6	4-4	0	0	16
Warren Baxter	2	0-0	0	0	4
Totals	35-87	13-15	60	13	83

Iowa	FG-A	FT-A	RB	PF	TP
Carl Cain	7	3-4	12	1	17
Bill Schoof	5	4-4	3	3	14
Bill Logan	5	2-2	15	3	12
Bob George	0	0-0	0	0	0
Milton Scheuerman	4	3-4	2	2	11
Bill Seaberg	5	7-10	1	1	17
Augie Martel	0	0-0	0	0	0
Jim McConnell	0	0-0	0	0	0
Totals	26-80	19-24	48	10	71

Halftime: San Francisco 38, Iowa 33. Officials: None listed. Attendance: 10,600.



1956 San Francisco—Front Row (left to right): Warren Baxter, Hal Payne, Jack King, Hal Perry and Steve Balchios. Middle Row: Head coach Phil Woolpert, Vince Boyle, John Kolijian, Bill Russell, Bill Bush, K.C. Jones and manager Bill Mulholland. Back Row: Tom Nelson, Gene Brown, Mike Farmer, Carl Boldt and Mike Preaseau.

1957 CHAMPIONSHIP GAME, MARCH 23 AT KANSAS CITY, MO NORTH CAROLINA 54, KANSAS 53 (3 OT)

North Carolina	FG-A	FT-A	RB	PF	TP
Lennie Rosenbluth	8-15	4-4	5	5	20
Bob Young	1-1	0-0	3	1	2
Pete Brennan	4-8	3-7	11	3	11
Joe Quigg	4-10	2-3	9	4	10
Tommy Kearns	4-8	3-7	1	4	11
Bob Cunningham	0-3	0-1	5	4	0
Danny Lotz	0-0	0-0	2	0	0
Totals	21-45	12-22	36	21	54

Kansas	FG-A	FT-A	RB	PF	TP
Gene Elstun	4-12	3-6	4	2	11
Ron Loneski	0-5	2-3	3	2	2
Wilt Chamberlain	6-13	11-16	14	3	23
Maurice King	3-12	5-6	4	4	11
John Parker	2-4	0-0	0	0	4
Lewis Johnson	0-1	2-2	0	1	2
Robert Billings	0-0	0-0	0	2	0
Totals	15-47	23-33	25	14	53

Halftime: North Carolina 29, Kansas 22. End of regulation: Tied at 46. End of first overtime: Tied at 48. End of second overtime: Tied at 48. Officials: Hagan Anderson, Joe Conway. Attendance: 10,500.



1957 North Carolina—Front Row (left to right): Roy Searcy, Gehrman Holland, Danny Lotz, Ken Rosemond, Bob Cunningham and Tommy Kearns. **Back Row:** Head coach Frank McGuire, manager Joel Fleishman, Bob Young, Lennie Rosenbluth, Joe Quigg, Pete Brennan, assistant coach Buck Freeman and athletic trainer John Lacey.

1958 CHAMPIONSHIP GAME, MARCH 22 AT LOUISVILLE, KY KENTUCKY 84, SEATTLE U. 72

Kentucky	FG-A	FT-A	RB	PF	TP
Johnny Cox	10-23	4-4	16	3	24
John Crigler	5-12	4-7	14	4	14
Ed Beck	0-1	0-1	3	4	0
Don Mills	4-9	1-4	5	3	9
Vern Hatton	9-20	12-15	3	3	30
Adrian Smith	2-8	3-5	6	4	7
Team			8		
Totals	30-73	24-36	55	21	84

Seattle U.	FG-A	FT-A	RB	PF	TP
Jerry Frizzell	4-6	8-11	5	3	16
Don Ogorek	4-7	2-2	11	5	10
Elgin Baylor	9-32	7-9	19	4	25
Jim Harney	2-5	0-1	1	1	4
Charles Brown	6-17	5-7	5	5	17
Francis Saunders	0-2	0-0	2	3	0
Don Piasecki	0-0	0-0	0	0	0
Team			3		
Totals	25-69	22-30	46	21	72


Halftime: Seattle U. 39, Kentucky 36. Officials: None listed. Attendance: 18,803.



1958 Kentucky—Front Row (left to right): Head coach Adolph Rupp, Adrian Smith, John Crigler, Ed Beck, Don Mills, Johnny Cox, Vern Hatton and assistant coach Harry Lancaster. **Back Row:** Manager Jay Atkerson, Earl Adkins, Dick Howe, Phil Johnson, Bill Cassidy, Lincoln Collinworth and Harold Ross.

1959 CHAMPIONSHIP GAME, MARCH 21 AT LOUISVILLE, KY CALIFORNIA 71, WEST VIRGINIA 70

California	FG-A	FT-A	RB	PF	TP
Bill McClintock	4-13	0-1	10	1	8
Bob Dalton	6-11	3-4	2	4	15
Darrall Imhoff	4-13	2-2	9	3	10
Al Buch	0-4	2-2	2	3	2
Denny Fitzpatrick	8-13	4-7	2	1	20
Bernie Simpson	0-1	0-0	2	2	0
Jack Grout	4-5	2-2	3	1	10
Dick Doughty	3-6	0-0	1	3	6
Team			7		
Totals	29-66	13-18	38	18	71
West Virginia	FG-A	FT-A	RB	PF	TP
Jerry West	10-21	8-12	11	4	28
Willie Akers	5-8	0-1	6	0	10
Robert Clousson	4-7	2-3	4	4	10
Bob Smith	2-5	1-1	2	3	5
Marvin Bolyard	1-4	4-4	3	4	6
James Ritchie	1-4	2-2	4	0	4
Ronnie Retton	0-0	2-2	0	0	2
Lee Patrone	2-6	1-2	4	1	5
Team			7		
Totals	25-55	20-27	41	16	70




1959 California—Front Row (left to right): Bob Dalton, Jack Grout, Bernie Simpson, Al Buch, Denny Fitzpatrick and Jim Langley. **Middle Row:** Jerry Mann, Earl Shultz, Dave Stafford, Wally Torkells, Ned Averbuck and Bob Wendell. **Back Row:** Head coach Pete Newell, Tandy Gillis, Stan Morrison, Dick Doughty, Darrall Imhoff and Bill McClintock.

Halftime: California 39, West Virginia 33. Officials: Tommy Bell, Red Mihalik. Attendance: 18,49

1960 CHAMPIONSHIP GAME, MARCH 19 AT SAN FRANCISCO OHIO ST. 75, CALIFORNIA 55

Ohio St.	FG-A	FT-A	RB	PF	TP
John Havlicek	4-8	4-5	6	2	12
Joe Roberts	5-6	0-1	5	1	10
Jerry Lucas	7-9	2-2	10	2	16
Mel Nowell	6-7	3-3	4	2	15
Larry Siegfried	5-6	3-6	1	2	13
Gary Gearhart	0-1	0-0	1	0	0
Dick Furry	2-4	0-0	3	1	4
Bob Knight	0-1	0-0	0	1	0
Howard Nourse	2-3	0-0	3	1	4
Richie Hoyt	0-1	0-0	0	0	0
Dave Barker	0-0	0-0	0	0	0
John Cedargren	0-0	1-2	1	1	1
Team			1		
Totals	31-46	13-19	35	13	75
California	FG-A	FT-A	RB	PF	TP
Bill McClintock	4-15	2-3	3	3	10
Tandy Gillis	4-9	0-0	1	1	8
Darrall Imhoff	3-9	2-2	5	2	8
Bob Wendell	0-6	4-4	0	2	4
Earl Shultz	2-8	2-2	4	4	6
Jerry Mann	3-5	1-1	0	0	7
Dick Doughty	4-5	3-3	6	1	11
Dave Stafford	0-1	1-2	0	1	1
Stan Morrison	0-1	0-0	1	1	0
Ned Averbuck	0-0	0-1	1	0	0
Bill Alexander	0-0	0-0	0	0	0
Team			7		
Totals	20-59	15-18	28	15	55



1960 Ohio State—Front Row (left to right): Bob Knight, Larry Siegfried, Richie Hoyt, Mel Nowell, John Havlicek, Jerry Lucas, Joe Roberts, Dick Furry and Howard Nourse. **Back Row:** Athletic trainer Ernie Biggs, head coach Fred Taylor, Jim Allen, Jack Landes, Dave Barker, John Cedargren, Nelson Miller, Gary Gearhart, Gary Milliken, manager Mike Sorocak and assistant coach Jack Graf.

Halftime: Ohio St. 37, California 19. Officials: Alex George, other not available. Attendance: 14,500.

1961 CHAMPIONSHIP GAME, MARCH 25 AT KANSAS CITY, MO CINCINNATI 70, OHIO ST. 65 (OT)

Cincinnati	FG-A	FT-A	RB	PF	TP
Bob Wiesenhahn	8-15	1-1	9	3	17
Tom Thacker	7-21	1-4	7	0	15
Paul Hogue	3-8	3-6	7	3	9
Carl Bouldin	7-12	2-3	4	4	16
Tony Yates	4-8	5-5	2	3	13
Dale Heidotting	0-0	0-0	0	0	0
Tom Sizer	0-0	0-0	1	0	0
Team			6		

Totals **29-64** **12-19** **36** **13** **70**

Ohio St.	FG-A	FT-A	RB	PF	TP
John Havlicek	1-5	2-2	4	2	4
Richie Hoyt	3-5	1-1	1	3	7
Jerry Lucas	10-17	7-7	12	4	27
Larry Siegfried	6-10	2-3	3	2	14
Mel Nowell	3-9	3-3	3	1	9
Bob Knight	1-3	0-0	1	1	2
Gary Gearhart	1-1	0-0	0	1	2
Team			8		

Totals **25-50** **15-16** **32** **14** **65**

Turnovers: Cincinnati 3, Ohio St. 8. Halftime: Ohio St. 39, Cincinnati 38. End of regulation: Tied at 61. Officials: Curtis Filiberti, Phil Fox. Attendance: 10,700.



1961 Cincinnati—Front Row (left to right): Jim Calhoun, Tony Yates, Carl Bouldin, Paul Hogue, Bob Wiesenhahn, Tom Thacker and Tom Sizer. **Back Row:** Head coach Ed Jucker, Larry Shingleton, Fred Dierking, Ron Reis, Dale Heidotting, Mark Altenau and assistant coach Tay Baker.

1962 CHAMPIONSHIP GAME, MARCH 24 AT LOUISVILLE, KY CINCINNATI 71, OHIO ST. 59


Cincinnati	FG-A	FT-A	RB	PF	TP
Ron Bonham	3-12	4-4	6	3	10
George Wilson	1-6	4-4	11	2	6
Paul Hogue	11-18	0-2	19	2	22
Tom Thacker	6-14	9-11	6	2	21
Tony Yates	4-8	4-7	1	1	12
Tom Sizer	0-0	0-0	0	0	0
Team			0		

Totals **25-58** **21-28** **43** **10** **71**

Ohio St.	FG-A	FT-A	RB	PF	TP
John Havlicek	5-14	1-2	9	1	11
Doug McDonald	0-1	3-3	1	2	3
Jerry Lucas	5-17	1-2	16	3	11
Mel Nowell	4-16	1-1	6	2	9
Richard Reasbeck	4-6	0-0	0	4	8
James Doughty	0-1	0-0	2	2	0
Gary Bradds	5-7	5-6	4	2	15
Gary Gearhart	1-4	0-0	4	3	2
Team			0		

Totals **24-66** **11-14** **42** **19** **59**

Turnovers: Cincinnati 8, Ohio St. 9. Halftime: Cincinnati 37, Ohio St. 29. Officials: Charles Eckman, Rudy Marick. Attendance: 18,469.




1962 Cincinnati—Front Row (left to right): Larry Shingleton, Tony Yates, Larry Elsasser, Tom Thacker, Tom Sizer and Jim Calhoun. **Back Row:** Assistant coach Tay Baker, Bill Abernathy, Fred Dierking, George Wilson, Ron Reis, Paul Hogue, Dale Heidotting, Ron Bonham and head coach Ed Jucker.

1963 CHAMPIONSHIP GAME, MARCH 23 AT LOUISVILLE, KY LOYOLA CHICAGO 60, CINCINNATI 58 (OT)

Loyola Chicago	FG-A	FT-A	RB	PF	TP
Vic Rouse*	6-22	3-4	12	4	15
Les Hunter*	6-22	4-4	11	3	16
John Egan*	3-8	3-5	3	3	9
Ron Miller*	3-14	0-0	2	3	6
Jerry Harkness*	5-18	4-8	6	4	14
Team			11		
Totals	23-84	14-21	45	17	60

Cincinnati	FG-A	FT-A	RB	PF	TP
Ron Bonham	8-16	6-6	4	3	22
Tom Thacker	5-12	3-4	15	4	13
George Wilson	4-8	2-3	13	4	10
Tony Yates	4-6	1-4	8	4	9
Larry Shingleton	1-3	2-3	4	0	4
Dale Heidotting	0-0	0-0	1	2	0
Team			7		
Totals	22-45	14-20	52	17	58

Turnovers: Loyola Chicago 3, Cincinnati 16. Halftime: Cincinnati 29, Loyola Chicago 21. End of regulation: Tied at 54. Officials: Bill Bussenius, Alex George. Attendance: 19,153.



1963 Loyola Chicago—Front Row (left to right): Head coach George Ireland and assistant coach Jerry Lyne. **Back Row:** Jerry Harkness, John Egan, Chuck Wood, Vic Rouse, Les Hunter, Rich Rochelle, Jim Reardon, Dan Cannoughton, Ron Miller, manager John Gabcik, manager Fred Kuehl and athletic trainer Dennis McKenna.


1964 CHAMPIONSHIP GAME, MARCH 21 AT KANSAS CITY, MO

UCLA 98, DUKE 83

UCLA	FG-A	FT-A	RB	PF	TP
Keith Erickson	2-7	4-4	5	5	8
Jack Hirsch	5-9	3-5	6	3	13
Fred Slaughter	0-1	0-0	1	0	0
Gail Goodrich	9-18	9-9	3	1	27
Walt Hazzard	4-10	3-5	3	5	11
Doug McIntosh	4-9	0-0	11	2	8
Kim Stewart	0-1	0-0	0	1	0
Kenny Washington	11-16	4-4	12	4	26
Mike Huggins	0-1	0-1	1	2	0
Vaughn Hoffman	1-2	0-0	0	0	2
Chuck Darrow	0-1	3-4	1	2	3
Rich Levin	0-1	0-0	0	0	0
Team			8		
Totals	36-76	26-32	51	25	98

Duke	FG-A	FT-A	RB	PF	TP
Dennis Ferguson	2-6	0-1	1	3	4
Jay Buckley	5-8	8-12	9	4	18
Hack Tison	3-8	1-1	1	2	7
Buzzy Harrison	1-1	0-0	1	2	2
Jeff Mullins	9-21	4-4	4	5	22
Steve Vacendak	2-7	3-3	6	4	7
Ron Herbster	1-4	0-2	0	0	2
Jack Marin	8-16	0-1	10	3	16
Brent Kitching	1-1	0-0	1	0	2
Ted Mann	0-0	3-4	2	1	3
Frank Harscher	0-0	0-0	0	0	0
Ray Cox	0-0	0-0	0	0	0
Team			9		
Totals	32-72	19-28	44	24	83

Turnovers: UCLA 19, Duke 24. Halftime: UCLA 50, Duke 38. Officials: Tom Glennon, Red Mihalik. Attendance: 10,864.



1964 UCLA—Front Row (left to right): Manager Dennis Minishian, Gail Goodrich, Jack Hirsch, Rich Levin, Walt Hazzard, Kent Graham, Mike Huggins and Chuck Darrow. **Back Row:** Athletic trainer Ducky Drake, assistant coach Jerry Norman, Steve Brucker, Fred Slaughter, Doug McIntosh, Vaughn Hoffman, Keith Erickson, Kim Stewart, Kenny Washington and head coach John Wooden.

1965 CHAMPIONSHIP GAME, MARCH 20 AT PORTLAND, OR

UCLA 91, MICHIGAN 80

UCLA	FG-A	FT-A	RB	PF	TP
Edgar Lacey	5-7	1-2	7	3	11
Keith Erickson	1-1	1-2	1	1	3
Doug McIntosh	1-2	1-2	0	2	3
Gail Goodrich	12-22	18-20	4	4	42
Fred Goss	4-12	0-0	3	1	8
Kenny Washington	7-9	3-4	5	2	17
Mike Lynn	2-3	1-2	6	1	5
Vaughn Hoffman	1-1	0-0	1	0	2
Brice Chambers	0-0	0-1	0	0	0
John Lyons	0-0	0-0	0	1	0
Rich Levin	0-1	0-0	1	0	0
John Galbraith	0-0	0-0	0	0	0
Team			4		
Totals	33-58	25-33	32	15	91

Michigan	FG-A	FT-A	RB	PF	TP
Larry Tregoning	2-7	1-1	5	5	5
Oliver Darden	8-10	1-1	4	5	17
Bill Buntin	6-14	2-4	6	5	14
Cazzie Russell	10-16	8-9	5	2	28
George Pomey	2-5	0-0	2	2	4
Jim Myers	0-4	0-0	3	2	0
Craig Dill	1-2	2-2	1	1	4
Dan Brown	0-0	0-0	0	0	0
Tom Ludwig	1-2	0-0	0	0	2
John Thompson	0-0	0-0	0	0	0
John Clawson	3-4	0-0	0	2	6
Team			7		
Totals	33-64	14-17	33	24	80

Halftime: UCLA 47, Michigan 34. Officials: Steve Honzo, Red Mihalik. Attendance: 13,204.



1965 UCLA—Front Row (left to right): Assistant coach Jerry Norman, Gail Goodrich, John Lyons, John Galbraith, Mike Serafin, Brice Chambers, Larry McCollister and Fred Goss. **Back Row:** Head coach John Wooden, athletic trainer Ducky Drake, Rich Levin, Edgar Lacey, Doug McIntosh, Vaughn Hoffman, Bill Winkelholz, Mike Lynn, Keith Erickson, Kenny Washington and Bill Ureda.

1966 CHAMPIONSHIP GAME, MARCH 19 AT COLLEGE PARK, MD UTEP 72, KENTUCKY 65

UTEP	FG-A	FT-A	RB	PF	TP
Harry Floumoy*	1-1	0-0	2	0	2
David Lattin*	5-10	6-6	9	4	16
Bobby Joe Hill*	7-17	6-9	3	3	20
Orsten Artis*	5-13	5-5	8	1	15
Willie Cager	1-3	6-7	6	3	8
Willie Worsley*	2-4	4-6	4	0	8
Nevil Shed	1-1	1-1	3	1	3
Team			0		
Totals	22-49	28-34	35	12	72

Kentucky	FG-A	FT-A	RB	PF	TP
Louie Dampier	7-18	5-5	9	4	19
Tommy Kron	3-6	0-0	7	2	6
Larry Conley	4-9	2-2	8	5	10
Pat Riley	8-22	3-4	4	4	19
Thad Jaracz	3-8	1-2	5	5	7
Jim LeMaster	0-1	0-0	0	1	0
Cliff Berger	2-3	0-0	0	0	4
Gary Gamble	0-0	0-0	0	1	0
Bob Tallent	0-3	0-0	0	1	0
Team			0		
Totals	27-70	11-13	33	23	65

Halftime: UTEP 34, Kentucky 31. Officials: Steve Honzo, Thornton Jenkins. Attendance: 14,253.



1966 UTEP—Front Row (left to right): Bobby Joe Hill, Orsten Artis, Togo Railey and Willie Worsley. **Middle Row:** David Palacio, Dick Myers, Harry Floumoy and Louis Boudoin. **Back Row:** Nevil Shed, Jerry Armstrong, Willie Cager, David Lattin and head coach Don Haskins.

1967 CHAMPIONSHIP GAME, MARCH 25 AT LOUISVILLE, KY

UCLA 79, DAYTON 64

UCLA	FG-A	FT-A	RB	PF	TP
Ken Heitz	2-7	0-0	6	2	4
Lynn Shackelford	5-10	0-2	3	1	10
Lew Alcindor	8-12	4-11	18	0	20
Lucius Allen	7-15	5-8	9	2	19
Mike Warren	8-16	1-1	7	1	17
Joe Chrisman	0-0	1-2	1	2	1
Jim Nielsen	0-1	0-1	1	3	0
Neville Saner	1-1	0-0	2	2	2
Bill Sweek	1-1	0-0	0	1	2
Dick Lynn	0-1	0-0	0	0	0
Gene Sutherland	0-0	0-0	0	0	0
Don Saffer	2-5	0-0	0	1	4
Team			7		
Totals	34-69	11-25	54	15	79

Dayton	FG-A	FT-A	RB	PF	TP
Don May	9-23	3-4	17	4	21
Dan Sadler	2-5	1-2	7	5	5
Dan Obrovac	0-2	0-0	2	1	0
Gene Klaus	4-7	0-0	0	1	8
Bob Hooper	2-7	2-4	5	2	6
Rudy Waterman	4-11	2-3	1	3	10
Glinder Torain	3-14	0-0	4	3	6
Ned Sharpenter	2-5	4-5	5	1	8
John Samanich	0-2	0-0	2	0	0
Tom Heckman	0-0	0-0	0	0	0
Dave Inderrieden	0-0	0-0	0	0	0
Jim Wannemacher	0-0	0-0	0	0	0
Team			8		
Totals	26-76	12-18	51	20	64

Turnovers: UCLA 11, Dayton 11. Halftime: UCLA 38, Dayton 20. Officials: Lenny Wirtz, other not available. Attendance: 18,892.




1967 UCLA—Front Row (left to right): Don Saffer, Lucius Allen, Dick Lynn, Gene Sutherland and Mike Warren. **Back Row:** Head coach John Wooden, assistant coach Jerry Norman, Joe Chrisman, Lynn Shackelford, Neville Saner, Lew Alcindor, Jim Nielsen, Ken Heitz, Bill Sweek, manager Ted Henry and athletic trainer Ducky Drake.

1968 CHAMPIONSHIP GAME, MARCH 23 AT LOS ANGELES UCLA 78, NORTH CAROLINA 55

UCLA	FG-A	FT-A	RB	PF	TP
Lew Alcindor	15-21	4-4	16	3	34
Mike Lynn	1-7	5-7	6	3	7
Lucius Allen	3-7	5-7	5	0	11
Mike Warren	3-7	1-1	3	2	7
Lynn Shackelford	3-5	0-1	2	0	6
Ken Heitz	3-6	1-1	2	3	7
Jim Nielsen	1-1	0-0	1	1	2
Bill Sweek	0-1	0-0	0	1	0
Gene Sutherland	1-2	0-0	2	1	2
Neville Saner	1-3	0-0	2	2	2
Team			9		
Totals	31-60	16-21	48	16	78

North Carolina	FG-A	FT-A	RB	PF	TP
Larry Miller	5-13	4-6	6	3	14
Bill Bunting	1-3	1-2	2	5	3
Rusty Clark	4-12	1-3	8	3	9
Charlie Scott	6-17	0-1	3	3	12
Dick Grubar	2-5	1-2	0	2	5
Eddie Fogler	1-4	2-2	0	0	4
Joe Brown	2-5	2-2	5	1	6
Gerald Tuttle	0-0	0-0	0	0	0
Jim Frye	1-2	0-1	1	0	2
Gra Whitehead	0-0	0-0	0	0	0
Jim Delany	0-1	0-0	0	0	0
Ralph Fletcher	0-1	0-0	0	0	0
Team			10		
Totals	22-63	11-19	35	17	55

Turnovers: UCLA 26, North Carolina 23. Halftime: UCLA 32, North Carolina 22. Officials: Charles Fouty, Steve Honzo. Attendance: 14,438.




1968 UCLA—Front Row (left to right): Mike Warren, Gene Sutherland and Lucius Allen. **Back Row:** Head coach John Wooden, assistant coach Jerry Norman, Ken Heitz, Lynn Shackelford, Jim Nielsen, Lew Alcindor, Mike Lynn, Neville Saner, Bill Sweek, athletic trainer Ducky Drake and manager Frank Adler.

1969 CHAMPIONSHIP GAME, MARCH 22 AT LOUISVILLE, KY

UCLA 92, PURDUE 72

UCLA	FG-A	FT-A	RB	PF	TP
Curtis Rowe	4-10	4-4	12	2	12
Lynn Shackelford	3-8	5-8	9	3	11
Lew Alcindor	15-20	7-9	20	2	37
Ken Heitz	0-3	0-1	3	4	0
John Valley	4-9	7-10	4	3	15
Sidney Wicks	0-1	3-6	4	1	3
Bill Sweek	3-3	0-1	1	3	6
Steve Patterson	1-1	2-2	2	0	4
Bill Seibert	0-0	0-0	1	0	0
George Farmer	0-0	0-0	0	1	0
John Ecker	1-1	0-0	0	0	2
Terry Schofield	1-2	0-0	0	0	2
Team			5		
Totals	32-58	28-41	61	19	92

Purdue	FG-A	FT-A	RB	PF	TP
Larry Weatherford	1-5	2-2	1	3	4
George Faerber	1-2	0-0	3	5	2
Rick Mount	12-36	4-5	1	3	28
Bill Keller	4-17	3-4	4	5	11
Tyrone Bedford	3-8	1-3	8	3	7
Jerry Johnson	4-9	3-4	9	2	11
Frank Kaufman	0-0	2-2	5	5	2
Ralph Taylor	0-0	0-0	0	0	0
Ted Reasoner	0-1	0-1	1	2	0
Herman Gilliam	2-14	3-3	11	2	7
Team			5		
Totals	27-92	18-24	48	30	72




1969 UCLA—Front Row (left to right): Athletic trainer Ducky Drake, assistant coach Denny Crum, head coach John Wooden, assistant coach Gary Cunningham and manager Bob Marcucci. **Middle Row:** George Farmer, Bill Sweek, Ken Heitz, John Valley and Terry Schofield. **Back Row:** Lynn Shackelford, Curtis Rowe, Steve Patterson, Lew Alcindor, Sidney Wicks, John Ecker and Bill Seibert.

Turnovers: UCLA 19, Purdue 4. Halftime: UCLA 42, Purdue 31. Officials: Irv Brown, Michael DiTomasso. Attendance: 18,669.

1970 CHAMPIONSHIP GAME, MARCH 21 AT COLLEGE PARK, MD UCLA80, JACKSONVILLE69

UCLA	FG-A	FT-A	RB	PF	TP
Rick Betchley	0-0	0-1	0	0	0
Andy Hill	0-0	0-1	0	0	0
Sidney Wicks	5-9	7-10	18	3	17
Curtis Rowe	7-15	5-5	8	4	19
Steve Patterson	8-15	1-4	11	1	17
John Valley	5-10	5-7	7	2	15
Henry Bibby	2-11	4-4	4	1	8
Kenny Booker	0-0	2-3	0	0	2
John Ecker	1-1	0-0	0	0	2
Terry Schofield	0-0	0-0	0	0	0
Bill Seibert	0-1	0-0	1	1	0
Jon Chapman	0-1	0-0	1	0	0
Team			3		
Totals	28-63	24-35	53	12	80

Jacksonville	FG-A	FT-A	RB	PF	TP
Mike Blevins	1-2	1-2	0	1	3
Pembrook Burrows	6-9	0-0	6	1	12
Artis Gilmore	9-29	1-1	16	5	19
Rex Morgan	5-11	0-0	4	5	10
Vaughn Wedeking	6-11	0-0	2	2	12
Chip Dublin	0-5	2-2	1	4	2
Gene Nelson	3-9	2-2	5	1	8
Rod McIntyre	1-3	0-0	3	3	2
Rusty Baldwin	0-0	0-0	0	0	0
Dan Hawkins	0-1	1-1	1	1	1
Ken Selke	0-0	0-0	0	0	0
Team			2		
Totals	31-80	7-8	40	23	69



1970 UCLA—Front Row (left to right): Henry Bibby, Terry Schofield and Andy Hill. **Middle Row:** Manager George Morgan, assistant coach Gary Cunningham, head coach John Wooden, assistant coach Denny Crum and athletic trainer Ducky Drake. **Back Row:** Kenny Booker, Rick Betchley, John Ecker, Sidney Wicks, Steve Patterson, Jon Chapman, Curtis Rowe, Bill Seibert and John Valley.

Turnovers: UCLA 23, Jacksonville 18. Halftime: UCLA 41, Jacksonville 36. Officials: Bobby Scott, Lenny Wirtz. Attendance: 14,380.

1971 CHAMPIONSHIP GAME, MARCH 27 AT HOUSTON

UCLA 68, VILLANOVA 62


UCLA	FG-A	FT-A	RB	PF	TP
Curtis Rowe	2-3	4-5	8	0	8
Sidney Wicks	3-7	1-1	9	2	7
Steve Patterson	13-18	3-5	8	1	29
Henry Bibby	6-12	5-5	2	1	17
Kenny Booker	0-0	0-0	0	0	0
Terry Schofield	3-9	0-0	1	4	6
Rick Betchley	0-0	1-2	1	1	1
Team			5		

Totals 27-49 14-18 34 9 68

Villanova	FG-A	FT-A	RB	PF	TP
Tom Ingelsby	3-9	1-1	4	2	7
Hank Siemiontkowski	9-16	1-2	6	3	19
Chris Ford	0-4	2-3	5	4	2
Clarence Smith	4-11	1-1	2	4	9
Howard Porter	10-21	5-6	8	1	25
Joe McDowell	0-1	0-0	2	0	0
Team			4		

Totals 26-62 10-13 31 14 62

Turnovers: UCLA 13, Villanova 10. Halftime: UCLA 45, Villanova 37. Officials: Jim Bain, Irv Brown. Attendance: 31,765.



1971 UCLA—Front Row (left to right): Andy Hill and Henry Bibby. Middle Row: Manager George Morgan, assistant coach Denny Crum, head coach John Wooden, assistant coach Gary Cunningham and athletic trainer Ducky Drake. Back Row: Larry Hollyfield, Larry Farmer, John Ecker, Curtis Rowe, Steve Patterson, Sidney Wicks, Jon Chapman, Kenny Booker, Rick Betchley and Terry Schofield.

1972 CHAMPIONSHIP GAME, MARCH 25 AT LOS ANGELES

UCLA 81, FLORIDA ST. 76

UCLA	FG-A	FT-A	RB	PF	TP
Larry Farmer	2-6	0-0	6	2	4
Keith Wilkes	11-16	1-2	10	4	23
Bill Walton	9-17	6-11	20	4	24
Greg Lee	0-0	0-0	2	0	0
Henry Bibby	8-17	2-3	3	2	18
Tommy Curtis	4-14	0-1	4	1	8
Larry Hollyfield	1-6	0-0	2	2	2
Swen Nater	1-2	0-1	1	0	2
Team			2		

Totals 36-78 9-18 50 15 81

Florida St.	FG-A	FT-A	RB	PF	TP
Reggie Royals	5-7	5-6	10	5	15
Rowland Garrett	1-9	1-1	5	1	3
Lawrence McCray	3-6	2-5	6	4	8
Ron King	12-20	3-3	6	1	27
Greg Samuel	3-10	0-0	1	1	6
Ron Harris	7-13	2-3	6	1	16
Otto Petty	0-0	1-1	0	1	1
Ottis Cole	0-2	0-0	2	1	0
Team			6		

Totals 31-67 14-19 42 15 76

Halftime: UCLA 50, Florida St. 39. Officials: Irv Brown, Bobby Scott. Attendance: 15,063.



1972 UCLA—Front Row: Manager Les Friedman. Middle Row (left to right): Head coach John Wooden, athletic trainer Ducky Drake and assistant coach Gary Cunningham. Back Row: Tommy Curtis, Greg Lee, Larry Hollyfield, Jon Chapman, Keith Wilkes, Bill Walton, Swen Nater, Vince Carson, Larry Farmer, Gary Franklin, Andy Hill and Henry Bibby.

1973 CHAMPIONSHIP GAME, MARCH 26 AT ST. LOUIS

UCLA 87, MEMPHIS 66

UCLA	FG-A	FT-A	RB	PF	TP
Keith Wilkes	8-14	0-0	7	2	16
Larry Farmer	1-4	0-0	2	2	2
Bill Walton	21-22	2-5	13	4	44
Greg Lee	1-1	3-3	3	2	5
Larry Hollyfield	4-7	0-0	3	4	8
Tommy Curtis	1-4	2-2	3	1	4
Dave Meyers	2-7	0-0	3	1	4
Swen Nater	1-1	0-0	3	2	2
Gary Franklin	1-2	0-1	1	0	2
Vince Carson	0-0	0-0	0	0	0
Bob Webb	0-0	0-0	0	0	0
Team			2		
Totals	40-62	7-11	40	18	87

Memphis	FG-A	FT-A	RB	PF	TP
Bill Buford	3-7	1-2	3	1	7
Larry Kenon	8-16	4-4	8	3	20
Ron Robinson	3-6	0-1	7	4	6
Bill Laurie	0-1	0-0	0	0	0
Larry Finch	9-21	11-13	1	2	29
Bill Cook	1-4	2-2	0	1	4
Wes Westfall	0-1	0-0	0	5	0
Clarence Jones	0-0	0-0	0	0	0
Jerry Tetzlaff	0-0	0-2	0	1	0
Jim Liss	0-1	0-0	0	0	0
Ken Andrews	0-0	0-0	0	0	0
Doug McKinney	0-0	0-0	0	0	0
Team			2		
Totals	24-57	18-24	21	17	66

Turnovers: UCLA 17, Memphis 8. Halftime: Tied at 39. Technical fouls: Hollyfield, Kenon. Officials: Jim Howell, Joe Shosid. Attendance: 19,301.



1973 UCLA—Front Row (left to right): Bob Webb, Tommy Curtis, Gary Franklin and Casey Corliss. **Middle Row:** Larry Hollyfield, manager Les Friedman, head coach John Wooden, assistant coach Gary Cunningham, athletic trainer Ducky Drake and Greg Lee. **Back Row:** Larry Farmer, Keith Wilkes, Dave Meyers, Bill Walton, Ralph Drollinger, Swen Nater, Vince Carson and Pete Trgovich.

1974 CHAMPIONSHIP GAME, MARCH 25 AT GREENSBORO, NC NORTH CAROLINA ST. 76, MARQUETTE 64

North Carolina St.	FG-A	FT-A	RB	PF	TP
Tim Stoddard	3-4	2-2	7	5	8
David Thompson	7-12	7-8	7	3	21
Tom Burleson	6-9	2-6	11	4	14
Moe Rivers	4-9	6-9	2	2	14
Monte Towe	5-10	6-7	3	1	16
Phil Spence	1-2	1-2	3	2	3
Mark Moeller	0-0	0-0	0	0	0
Team			1		
Totals	26-46	24-34	34	17	76

Marquette	FG-A	FT-A	RB	PF	TP
Bo Ellis	6-16	0-0	11	5	12
Earl Tatum	2-7	0-0	3	4	4
Maurice Lucas	7-13	7-9	13	4	21
Lloyd Walton	4-10	0-0	2	2	8
Marcus Washington	3-13	5-8	4	3	11
Ed Daniels	1-3	1-2	0	3	3
Rick Campbell	2-3	0-0	1	3	4
Jerry Homan	0-4	1-2	6	2	1
Dave Delsman	0-0	0-0	0	2	0
Barry Brennan	0-0	0-0	0	1	0
Team			3		
Totals	25-69	14-21	43	29	64

Turnovers: North Carolina St. 23, Marquette 18. Halftime: North Carolina St. 39, Marquette 30. Technical fouls: Marquette coach Al McGuire 2. Officials: Irv Brown, Jim Howell. Attendance: 15,742.



1974 North Carolina State—Front Row (left to right): Manager Mike Sloan, Steve Smoral, Craig Kuszmaul, Mark Moeller, Monte Towe, David Thompson, Greg Hawkins, Moe Rivers and Bruce Dayhuff. **Middle Row:** Assistant coach Eddie Biedenbach, assistant coach Art Musselman, Steve Nuce, Dwight Johnson, Jerry Hunt, Tim Stoddard, Steve Smith, Ken Gehring, assistant coach Sam Esposito and head coach Norm Sloan. **Back Row:** Bill Lake, Tom Burleson, Phil Spence and Mike Buurma.

1975 CHAMPIONSHIP GAME, MARCH 31 AT SAN DIEGO

UCLA 92, KENTUCKY 85

UCLA	FG-A	FT-A	RB	PF	TP
Dave Meyers	9-18	6-7	11	4	24
Marques Johnson	3-9	0-1	7	2	6
Richard Washington	12-23	4-5	12	4	28
Andre McCarter	3-6	2-3	2	1	8
Pete Trgovich	7-16	2-4	5	4	16
Ralph Drollinger	4-6	2-5	13	4	10
Team			5		

Totals 38-78 16-25 55 19 92

Kentucky	FG-A	FT-A	RB	PF	TP
Kevin Grevey	13-30	8-10	5	4	34
Bob Guyette	7-11	2-2	7	3	16
Rick Robey	1-3	0-0	9	5	2
Jimmy Dan Conner	4-12	1-2	5	1	9
Mike Flynn	3-9	4-5	3	4	10
Jack Givens	3-10	2-3	6	3	8
Larry Johnson	0-3	0-0	3	3	0
Mike Phillips	1-7	2-3	6	4	4
James Lee	0-0	0-0	0	1	0
Dan Hall	1-1	0-0	1	0	2

Totals 33-86 19-25 49 28 85

Turnovers: UCLA 13, Kentucky 13. Halftime: UCLA 43, Kentucky 40. Technical foul: Meyers. Officials: Hank Nichols, Bob Wortman. Attendance: 15,151.



1975 UCLA—Front Row (left to right): Marvin Thomas, Gavin Smith, Jim Spillane, Ray Townsend, Pete Trgovich and Andre McCarter. **Back Row:** Head coach John Wooden, assistant coach Gary Cunningham, Marques Johnson, Dave Meyers, Richard Washington, Ralph Drollinger, Brett Vroman, Wilbert Olinde, Casey Corliss, Frank Arnold and manager Les Friedman.

1976 CHAMPIONSHIP GAME, MARCH 29 AT PHILADELPHIA

INDIANA 86, MICHIGAN 68


Indiana	FG-A	FT-A	RB	PF	TP
Scott May	10-17	6-6	8	4	26
Tom Abernethy	4-8	3-3	4	2	11
Kent Benson	11-20	3-5	9	3	25
Bobby Wilkerson	0-1	0-0	0	1	0
Quinn Buckner	5-10	6-9	8	4	16
Wayne Radford	0-1	0-0	1	0	0
Jim Wisman	0-1	2-3	1	4	2
Jim Crews	0-1	2-2	1	1	2
Rich Valavicius	1-1	0-0	0	0	2
Bob Bender	0-0	0-0	0	0	0
Mark Haymore	1-1	0-0	1	0	2
Team			3		

Totals 32-61 22-28 36 19 86

Michigan	FG-A	FT-A	RB	PF	TP
Wayman Britt	5-6	1-1	3	5	11
John Robinson	4-8	0-1	6	2	8
Phil Hubbard	4-8	2-2	11	5	10
Rickey Green	7-16	4-5	6	3	18
Steve Grote	4-9	4-6	1	4	12
Dave Baxter	0-2	0-0	0	2	0
Alan Hardy	1-2	0-0	2	0	2
Joel Thompson	0-0	0-0	0	0	0
Tom Staton	2-5	3-4	2	3	7
Tom Bergen	0-1	0-0	0	1	0
Team			1		

Totals 27-57 14-19 32 25 68

Turnovers: Indiana 13, Michigan 19. Halftime: Michigan 35, Indiana 29. Officials: Irv Brown, Bob Wortman. Attendance: 17,540.



1976 Indiana—Front Row (left to right): Bobby Wilkerson, Jim Crews, Scott May, Quinn Buckner, Tom Abernethy and Kent Benson. **Second Row:** Manager Tim Walker, Rich Valavicius, Mark Haymore, Scott Eells, Wayne Radford, Bob Bender and manager Chuck Swenson. **Third Row:** Head coach Bob Knight, assistant coach Harold Andreas, Jim Roberson, Jim Wisman, assistant coach Bob Donewald and assistant coach Bob Weltlich.

1977 CHAMPIONSHIP GAME, MARCH 28 AT ATLANTA MARQUETTE 67, NORTH CAROLINA 59

Marquette	FG-A	FT-A	RB	PF	TP
Bo Ellis	5-9	4-5	9	4	14
Bill Neary	0-2	0-0	0	1	0
Jerome Whitehead	2-8	4-4	11	2	8
Butch Lee	6-14	7-7	3	1	19
Jim Boylan	5-7	4-4	4	3	14
Bernard Toone	3-6	0-1	0	1	6
Gary Rosenberger	1-1	4-4	1	1	6
Team			1		
Totals	22-47	23-25	29	13	67
North Carolina	FG-A	FT-A	RB	PF	TP
Walter Davis	6-13	8-10	8	4	20
Mike O'Koren	6-10	2-4	11	5	14
Rich Yonakor	3-5	0-0	4	0	6
Phil Ford	3-10	0-0	2	3	6
John Kuester	2-6	1-2	0	5	5
Steve Krafcisin	1-1	0-0	0	0	2
Tom Zaliagiris	2-3	0-0	0	3	4
Dudley Bradley	1-1	0-0	0	2	2
Bruce Buckley	0-1	0-0	0	1	0
Jeff Wolf	0-1	0-0	1	0	0
Dave Colescott	0-0	0-0	0	0	0
Woody Coley	0-0	0-0	0	0	0
Ged Doughton	0-0	0-0	0	0	0
John Virgil	0-0	0-0	0	1	0
Team			2		
Totals	24-51	11-16	28	24	59




1977 Marquette—(Left to right): Jim Boylan, Bill Neary, Ulice Payne, Butch Lee, Jim Dudley, Gary Rosenberger, Bernard Toone, Jerome Whitehead, Craig Butrym, Robert Byrd and Bo Ellis.

Turnovers: Marquette 11, North Carolina 14. Halftime: Marquette 39, North Carolina 27. Technical foul: Toone. Officials: Reggie Copeland, Paul Galvan. Attendance: 16,086.

1978 CHAMPIONSHIP GAME, MARCH 27 AT ST. LOUIS

KENTUCKY 94, DUKE 88

Kentucky	FG-A	FT-A	RB	PF	TP
Jack Givens	18-27	5-8	8	4	41
Rick Robey	8-11	4-6	11	2	20
Mike Phillips	1-4	2-2	2	5	4
Kyle Macy	3-3	3-4	0	1	9
Truman Claytor	3-5	2-4	0	2	8
James Lee	4-8	0-0	4	4	8
Jay Shidler	1-5	0-1	1	3	2
LaVon Williams	1-3	0-0	4	2	2
Chuck Aleksinas	0-0	0-0	0	1	0
Fred Cowan	0-2	0-0	2	1	0
Tim Stephens	0-0	0-0	0	0	0
Scott Courts	0-0	0-0	0	0	0
Chris Gattelfinger	0-0	0-0	0	0	0
Dwane Casey	0-0	0-0	0	0	0
Team			0		
Totals	39-68	16-25	32	25	94
Duke	FG-A	FT-A	RB	PF	TP
Eugene Banks	6-12	10-12	8	2	22
Kenny Dennard	5-7	0-0	9	5	10
Mike Gminski	6-16	8-8	12	3	20
John Harrell	2-2	0-0	0	3	4
Jim Spanarkel	8-16	5-6	2	4	21
Bob Bender	1-2	5-5	1	3	7
Jim Suddath	1-3	2-3	2	1	4
Scott Goetsch	0-1	0-0	1	1	0
Team			1		
Totals	29-59	30-34	36	22	88



1978 Kentucky—Front Row (left to right): Head coach Joe Hall, Jay Shidler, Dwane Casey, Kyle Macy, Jack Givens, Tim Stephens, Chris Gattelfinger, Truman Claytor and assistant coach Dick Parsons. Back Row: Assistant athletic trainer Walt McCombs, manager Don Sullivan, LaVon Williams, Scott Courts, Mike Phillips, Rick Robey, Chuck Aleksinas, Fred Cowan, James Lee, assistant coach Leonard Hamilton and assistant coach Joe Dean Jr.

Turnovers: Kentucky 14, Duke 17. Halftime: Kentucky 45, Duke 38. Technical fouls: Duke bench. Officials: Jim Bain, Roy Clymer. Attendance: 18,721.

1979 CHAMPIONSHIP GAME, MARCH 26 AT SALT LAKE CITY MICHIGAN ST. 75, INDIANA ST. 64

Michigan St.	FG-A	FT-A	RB	PF	TP
Greg Kelsner	7-13	5-6	8	4	19
Magic Johnson	8-15	8-10	7	3	24
Jay Vincent	2-5	1-2	2	4	5
Terry Donnelly	5-5	5-6	4	2	15
Mike Brkovich	1-2	3-7	4	1	5
Ron Charles	3-3	1-2	7	5	7
Mike Longaker	0-0	0-0	0	0	0
Rob Gonzalez	0-0	0-0	0	0	0
Team			2		
Totals	26-43	23-33	34	19	75

Indiana St.	FG-A	FT-A	RB	PF	TP
Brad Miley	0-0	0-1	3	1	0
Alex Gilbert	2-3	0-4	4	4	4
Larry Bird	7-21	5-8	13	3	19
Carl Nicks	7-14	3-6	2	5	17
Steve Reed	4-9	0-0	0	4	8
Bob Heaton	4-14	2-2	6	2	10
Leroy Staley	2-2	0-1	3	2	4
Rich Nemcek	1-1	0-0	0	3	2
Team			3		
Totals	27-64	10-22	34	24	64

Turnovers: Michigan St. 16, Indiana St. 10. Halftime: Michigan St. 37, Indiana St. 28. Technical fouls: Bird. Officials: Gary Muncy, Hank Nichols, Lenny Wirtz. Attendance: 15,410.



1979 Michigan State—Front Row (left to right): Manager Randy Bishop, equipment manager Ed Belloli, assistant coach Fred Paulsen, assistant coach Bill Berry, head coach Jud Heathcote, assistant coach Dave Harshman, athletic trainer Clint Thompson and manager Darwin Payton. **Back Row:** Terry Donnelly, Greg Lloyd, Gerald Gilkie, Don Brkovich, Rick Kaye, Ron Charles, Magic Johnson, Greg Kelsner, Jay Vincent, Rob Gonzalez, Mike Brkovich, Jamie Huffman and Mike Longaker.


1980 CHAMPIONSHIP GAME, MARCH 24 AT INDIANAPOLIS

LOUISVILLE 59, UCLA 54

Louisville	FG-A	FT-A	RB	PF	TP
Rodney McCray	2-4	3-4	11	4	7
Derek Smith	3-9	3-4	5	2	9
Wiley Brown	4-12	0-2	7	3	8
Jerry Eaves	4-7	0-2	3	3	8
Darrell Griffith	9-16	5-8	2	3	23
Tony Branch	0-0	0-0	0	0	0
Roger Burkman	0-1	0-0	1	4	0
Poncho Wright	2-4	0-0	4	1	4
Team			3		
Totals	24-53	11-20	36	20	59

UCLA	FG-A	FT-A	RB	PF	TP
Kiki Vandeweghe	4-9	6-6	7	3	14
James Wilkes	1-4	0-0	6	3	2
Mike Sanders	4-10	2-4	6	4	10
Rod Foster	6-15	4-4	1	3	16
Michael Holton	1-3	2-2	2	2	4
Darren Daye	1-3	0-0	1	1	2
Cliff Pruitt	2-8	2-2	6	2	6
Tony Anderson	0-0	0-0	0	0	0
Darrell Allums	0-0	0-0	2	0	0
Team			3		
Totals	19-52	16-18	34	18	54

Turnovers: Louisville 17, UCLA 16. Halftime: UCLA 28, Louisville 26. Officials: Larry Lembo, Hank Nichols, Rich Weiler. Attendance: 16,637.



1980 Louisville—Front Row (left to right): Manager Randy Bufford, Greg Deuser, Jerry Eaves, Roger Burkman, head coach Denny Crum, Darrell Griffith, Tony Branch, Poncho Wright and manager Lambert Jemley. **Back Row:** Assistant coach Jerry Jones, graduate assistant coach Mark McDonald, Rodney McCray, Daryl Cleveland, Marty Pulliam, Scooter McCray, Wiley Brown, Derek Smith, assistant coach Wade Houston, assistant head coach Bill Olsen and athletic trainer Steve Donohue.

1981 CHAMPIONSHIP GAME, MARCH 30 AT PHILADELPHIA INDIANA 63, NORTH CAROLINA 50

Indiana	FG-A	FT-A	RB	PF	TP
Landon Turner	5-8	2-2	6	5	12
Ted Kitchel	0-1	0-0	0	3	0
Ray Tolbert	1-4	3-6	11	0	5
Randy Wittman	7-13	2-2	4	2	16
Isiah Thomas	8-17	7-8	2	4	23
Jim Thomas	1-4	0-0	4	2	2
Steve Risley	1-1	3-4	4	1	5
Team			2		

Totals 23-48 17-22 33 17 63

North Carolina	FG-A	FT-A	RB	PF	TP
Al Wood	6-13	6-9	6	4	18
James Worthy	3-11	1-2	6	5	7
Sam Perkins	5-8	1-2	8	3	11
Mike Pepper	2-5	2-2	1	1	6
Jimmy Black	3-4	0-0	2	5	6
Jimmy Braddock	0-2	0-0	0	1	0
Eric Kenny	0-1	0-0	1	0	0
Pete Budko	0-1	0-0	1	0	0
Matt Doherty	1-2	0-1	4	4	2
Chris Brust	0-0	0-0	0	0	0
Team			0		

Totals 20-47 10-16 29 23 50

Turnovers: Indiana 14, North Carolina 19. Halftime: Indiana 27, North Carolina 26. Technical foul: Turner. Officials: Ken Lauderdale, Lou Moser, Booker Turner. Attendance: 18,276.



1981 Indiana—Front Row (left to right): Manager Steve Skoronski, Eric Kirchner, Ray Tolbert, Glen Grunwald, Steve Risley and Phil Isenbarger. Middle Row: Assistant coach Gerry Gimelstob, assistant coach Jene Davis, Chuck Franz, Randy Wittman, Isiah Thomas, Ted Kitchel, assistant coach Jim Crews and athletic trainer Bob Young. Back Row: Team physician Dr. Brad Bomba, head coach Bob Knight, Landon Turner, Mike LaFave, Steve Bouchie, Tony Brown, Jim Thomas and volunteer coach Steve Downing.

1982 CHAMPIONSHIP GAME, MARCH 29 AT NEW ORLEANS NORTH CAROLINA 63, GEORGETOWN 62

North Carolina	FG-A	FT-A	RB	PF	TP
Matt Doherty	1-3	2-3	3	0	4
James Worthy	13-17	2-7	4	3	28
Sam Perkins	3-7	4-6	7	2	10
Jimmy Black	1-4	2-2	3	2	4
Michael Jordan	7-13	2-2	9	2	16
Buzz Peterson	0-3	0-0	1	0	0
Chris Brust	0-0	1-2	1	1	1
Jimmy Braddock	0-0	0-0	0	1	0
Team			2		

Totals 25-47 13-22 30 11 63

Georgetown	FG-A	FT-A	RB	PF	TP
Eric Smith	6-8	2-2	3	5	14
Mike Hancock	0-2	0-0	0	1	0
Patrick Ewing	10-15	3-3	11	4	23
Fred Brown	1-2	2-2	2	4	4
Eric Floyd	9-17	0-0	3	2	18
Ed Spriggs	0-2	1-2	1	2	1
Gene Smith	0-0	0-0	0	1	0
Anthony Jones	1-3	0-0	0	0	2
Bill Martin	0-2	0-0	0	1	0
Team			2		

Totals 27-51 8-9 20 20 62

Turnovers: North Carolina 13, Georgetown 12. Halftime: Georgetown 32, North Carolina 31. Officials: John Dabrow, Bobby Dibbler, Hank Nichols. Attendance: 61,612.




1982 North Carolina—Front Row (left to right): Athletic trainer Marc Davis, assistant coach Roy Williams, head coach Dean Smith, Jimmy Braddock, Jeb Barlow, Jimmy Black, Chris Brust, Lynwood Robinson, manager Chuck Duckett, assistant coach Eddie Fogler and assistant coach Bill Guthridge. Back Row: Manager David Hart, manager Ralph Meekins, Dean Shaffer, Michael Jordan, James Worthy, John Brownlee, Timo Makkonen, Warren Martin, Sam Perkins, Matt Doherty, Cecil Exum, Buzz Peterson and manager David Daly.

1983 CHAMPIONSHIP GAME, APRIL 4 AT ALBUQUERQUE, NM NORTH CAROLINA ST. 54, HOUSTON 52

North Carolina St.	FG-A	FT-A	RB	PF	TP
Terry Gannon	3-4	1-2	1	3	7
Dereck Whittenburg	6-17	2-2	5	3	14
Ernie Myers	0-0	0-0	1	0	0
Alvin Battle	0-1	2-2	1	1	2
Sidney Lowe	4-9	0-1	0	2	8
Thurl Bailey	7-16	1-2	5	1	15
Lorenzo Charles	2-7	0-0	7	2	4
Cozell McQueen	1-5	2-2	12	4	4
Team			2		
Totals	23-59	8-11	34	16	54

Houston	FG-A	FT-A	RB	PF	TP
Clyde Drexler	1-5	2-2	2	4	4
Larry Micheaux	2-6	0-0	6	1	4
Akeem Olajuwon	7-15	6-7	18	1	20
Alvin Franklin	2-6	0-1	0	0	4
Michael Young	3-10	0-4	8	0	6
Reid Gettys	2-2	0-0	2	3	4
Benny Anders	4-9	2-5	2	2	10
Bryan Williams	0-1	0-0	4	3	0
David Rose	0-1	0-0	1	2	0
Team			1		
Totals	21-55	10-19	44	16	52



1983 North Carolina State—Front Row (left to right): Alvin Battle, Thurl Bailey, Sidney Lowe, Dereck Whittenburg, Quinton Leonard and Harold Thompson. **Middle Row:** George McClain, Walt Densmore, Dinky Proctor, Cozell McQueen, Lorenzo Charles, Mike Warren, Terry Gannon and Ernie Myers. **Back Row:** Manager Gary Bryant, head athletic trainer Craig Sink, assistant coach Ed McLean, assistant coach Ray Martin, head coach Jim Valvano, assistant coach Tom Abatemarco, graduate assistant coach Max Perry, manager Steve Whitt and assistant athletic trainer Jim Rehbock.


Turnovers: North Carolina St. 6, Houston 13. Halftime: North Carolina St. 33, Houston 25. Officials: Joe Forte, Paul Housman, Hank Nichols. Attendance: 17,327.

1984 CHAMPIONSHIP GAME, APRIL 2 AT SEATTLE

GEORGETOWN 84, HOUSTON 75

Georgetown	FG-A	FT-A	RB	A	PF	TP
Ralph Dalton	0-0	0-0	2	0	1	0
David Wingate	5-10	6-9	1	3	4	16
Patrick Ewing	4-8	2-2	9	3	4	10
Fred Brown	1-2	2-2	4	4	4	4
Michael Jackson	3-4	5-5	0	6	4	11
Bill Martin	3-6	0-0	2	0	0	6
Horace Broadnax	2-3	0-0	0	0	2	4
Reggie Williams	9-18	1-2	7	3	2	19
Michael Graham	7-9	0-2	5	0	4	14
Victor Morris	0-0	0-0	0	0	0	0
Team			0			
Totals	34-60	16-22	30	19	25	84

Houston	FG-A	FT-A	RB	A	PF	TP
Rickie Winslow	0-1	2-2	6	3	4	2
Michael Young	8-21	2-3	5	1	3	18
Akeem Olajuwon	6-9	3-7	9	0	4	15
Alvin Franklin	8-15	5-6	2	9	3	21
Reid Gettys	3-3	0-0	1	7	2	6
Derek Giles	0-0	0-0	0	0	0	0
Benny Anders	2-2	0-2	0	0	0	4
Greg Anderson	1-1	0-0	2	0	0	2
Braxton Clark	0-0	0-0	0	0	0	0
Eric Dickens	2-3	1-2	0	0	5	5
Renaldo Thomas	0-0	0-0	0	0	0	0
James Weaver	0-0	0-0	0	0	0	0
Gary Orsak	1-1	0-0	0	0	0	2
Marvin Alexander	0-0	0-0	1	0	0	0
Stacey Belcher	0-0	0-0	0	0	0	0
Team			0			
Totals	31-56	13-22	26	20	21	75



1984 Georgetown—Front Row (left to right): Bill Martin, Gene Smith, manager Steve Wolf, Fred Brown and Ralph Dalton. **Back Row:** Manager George Jackson, Michael Jackson, Clifton Dairsow, Victor Morris, Patrick Ewing, Michael Graham, Reggie Williams, David Wingate, Horace Broadnax and manager David Greene.

Turnovers: Georgetown 9, Houston 20. Halftime: Georgetown 40, Houston 30. Officials: Ron Spittler, Mike Tanco, Booker Turner. Attendance: 38,471.

1985 CHAMPIONSHIP GAME, APRIL 1 AT LEXINGTON, KY VILLANOVA 66, GEORGETOWN 64

Villanova	FG-A	FT-A	RB	A	PF	TP
Harold Pressley	4-6	3-4	4	1	1	11
Dwayne McClain	5-7	7-8	1	3	3	17
Ed Pinckney	5-7	6-7	6	5	3	16
Dwight Wilbur	0-0	0-0	0	1	0	0
Gary McLain	3-3	2-2	2	2	2	8
Harold Jensen	5-5	4-5	1	2	2	14
Mark Plansky	0-0	0-1	0	0	1	0
Chuck Everson	0-0	0-0	0	0	0	0
Team			3			
Totals	22-28	22-27	17	14	12	66

Georgetown	FG-A	FT-A	RB	A	PF	TP
Bill Martin	4-6	2-2	5	1	2	10
Reggie Williams	5-9	0-2	4	2	3	10
Patrick Ewing	7-13	0-0	5	2	4	14
Michael Jackson	4-7	0-0	0	9	4	8
David Wingate	8-14	0-0	2	2	4	16
Perry McDonald	0-1	0-0	0	0	0	0
Horace Broadnax	1-2	2-2	1	2	4	4
Ralph Dalton	0-1	2-2	0	0	1	2
Team			0			
Totals	29-53	6-8	17	18	22	64

Turnovers: Villanova 17, Georgetown 11. Halftime: Villanova 29, Georgetown 28.
 Officials: John Clougherty, Bobby Dibbler, Don Rutledge. Attendance: 23,124.



1985 Villanova—Front Row (left to right): Dwight Wilbur, Veltra Dawson, R.C. Massimino, Gary McLain, Brian Harrington, Harold Jensen and Steve Pinone. **Back Row:** Wyatt Maker, Ed Pinckney, Mark Plansky, Harold Pressley, head coach Rollie Massimino, Dwayne McClain, Connally Brown and Chuck Everson.


1986 CHAMPIONSHIP GAME, MARCH 31 AT DALLAS

Louisville	FG-A	FT-A	RB	A	BK	ST	PF	TP
Herbert Crook	5-9	0-3	12	5	0	0	2	10
Billy Thompson	6-8	1-3	4	2	2	0	4	13
Pervis Ellison	10-14	5-6	11	1	2	1	4	25
Milt Wagner	2-6	5-5	3	2	1	1	4	9
Jeff Hall	2-4	0-0	2	2	0	2	2	4
Mark McSwain	2-4	1-2	3	2	0	1	1	5
Kevin Walls	0-1	0-0	1	0	0	0	2	0
Tony Kimbro	2-4	2-2	2	2	2	0	1	6
Team			1					
Totals	29-50	14-21	39	16	7	5	20	72

Duke	FG-A	FT-A	RB	A	BK	ST	PF	TP
David Henderson	5-15	4-4	4	4	0	3	5	14
Mark Alarie	4-11	4-4	6	0	0	1	5	12
Jay Bilas	2-3	0-0	3	0	0	0	4	4
Tommy Amaker	3-10	5-6	2	7	0	7	3	11
Johnny Dawkins	10-19	4-4	4	0	0	2	1	24
Danny Ferry	1-2	2-2	4	0	0	0	2	4
Billy King	0-1	0-1	0	1	0	0	2	0
Weldon Williams	0-1	0-0	0	0	0	0	0	0
Team			4					
Totals	25-62	19-21	27	12	0	13	22	69

Turnovers: Louisville 24, Duke 14. Halftime: Duke 37, Louisville 34. Officials: Hank Nichols, Pete Pavia, Don Rutledge. Attendance: 16,493.


LOUISVILLE 72, DUKE 69



1986 Louisville—Front Row (left to right): Kevin Walls, Chris West, Mike Abram and Keith Williams. **Middle Row:** Herbert Crook, Jeff Hall, Billy Thompson, head coach Denny Crum, Milt Wagner, Robbie Valentine and Mark McSwain. **Back Row:** Manager Jeff Witt, athletic trainer Jerry May, assistant coach Jerry Jones, assistant coach Wade Houston, Avery Marshall, David Robinson, Will Olliges, Pervis Ellison, Kenny Payne, Tony Kimbro, assistant coach Bobby Dotson, conditioning coordinator Doug Semenick and graduate assistant coach Jeff Van Pelt.

1987 CHAMPIONSHIP GAME, MARCH 30 AT NEW ORLEANS INDIANA 74, SYRACUSE 73

Indiana	FG-A	3FG-A	FT-A	RB	A	BK	ST	PF	TP
Rick Calloway	0-3	0-0	0-0	2	1	0	0	3	0
Daryl Thomas	8-18	0-0	4-7	7	1	0	0	1	20
Dean Garrett	5-10	0-0	0-0	10	0	3	0	4	10
Steve Alford	8-15	7-10	0-0	3	5	0	2	2	23
Keith Smart	9-15	0-1	3-4	5	6	0	2	2	21
Kreigh Smith	0-0	0-0	0-0	0	0	0	0	1	0
Steve Eyl	0-0	0-0	0-0	1	1	0	0	2	0
Joe Hillman	0-1	0-0	0-0	2	6	0	3	2	0
Todd Meier	0-0	0-0	0-1	1	0	0	0	0	0
Team				4					
Totals	30-62	7-11	7-12	35	20	3	7	17	74




1987 Indiana—Front Row (left to right): Todd Jadlow, Keith Smart, Todd Meier, Steve Alford, Daryl Thomas, Dean Garrett, Kreigh Smith and Joe Hillman. **Second Row:** Tony Freeman, Dave Minor, Jeff Oliphant, Brian Sloan, Steve Eyl, Magnus Pelkowski and Rick Calloway. **Third Row:** Athletic trainer Tim Garl, assistant coach Ron Felling, assistant coach Joby Wright, head coach Bob Knight, assistant coach Kohn Smith, assistant coach Royce Waltman and team physician Dr. Brad Bomba. **Back Row:** Graduate assistant coach Julio Salazar, manager Mike McGlothlin, manager Bill Himbrook, graduate assistant coach Murry Bartow and graduate assistant coach Dan Dakich.

Syracuse	FG-A	3FG-A	FT-A	RB	A	BK	ST	PF	TP
Derrick Coleman	3-7	0-0	2-4	19	1	3	1	2	8
Howard Triche	3-9	0-0	2-4	1	1	0	0	4	8
Rony Seikaly	7-13	0-0	4-6	10	1	3	1	3	18
Sherman Douglas	8-15	2-2	2-2	2	7	0	1	3	20
Greg Monroe	5-11	2-8	0-1	2	3	0	2	1	12
Derek Brower	3-3	0-0	1-3	1	0	0	0	3	7
Steve Thompson	0-2	0-0	0-0	3	1	1	0	0	0
Team				0					
Totals	29-60	4-10	11-20	38	14	7	5	16	73

Turnovers: Indiana 11, Syracuse 14. Halftime: Indiana 34, Syracuse 33. Officials: Nolan Fine, Joe Forte, Jody Silvester. Attendance: 64,959.

1988 CHAMPIONSHIP GAME, APRIL 4 AT KANSAS CITY, MO KANSAS 83, OKLAHOMA 79

Kansas	FG-A	3FG-A	FT-A	RB	A	BK	ST	PF	TP
Chris Piper	4-6	0-0	0-0	7	2	0	3	3	8
Jeff Guedner	1-2	0-1	0-0	2	1	0	1	0	2
Danny Manning	13-24	0-1	5-7	18	2	2	5	3	31
Kevin Pritchard	6-7	1-1	0-0	1	4	0	1	1	13
Milt Newton	6-6	2-2	1-2	4	1	2	0	1	15
Scooter Barry	0-2	0-0	1-2	0	2	0	0	1	1
Mike Maddox	0-0	0-0	0-0	0	0	0	0	1	0
Keith Harris	1-1	0-0	0-0	1	0	0	0	2	2
Clint Normore	3-3	1-1	0-1	1	4	0	0	3	7
Lincoln Minor	1-4	0-0	2-2	1	1	0	1	1	4
Team				1					
Totals	35-55	4-6	9-14	36	17	4	11	16	83



1988 Kansas—Front Row (left to right): Lincoln Minor, Jeff Guedner, Milt Newton, Kevin Pritchard, Otis Levingston, Scooter Barry, Keith Harris and Mike Maddox. **Back Row:** Mark Randall, Sean Alvarado, Mike Masucci, Marvin Branch, Danny Manning, Chris Piper, Archie Marshall and manager Bill Pope. *Not pictured:* Clint Normore and Marvin Mattox.

Oklahoma	FG-A	3FG-A	FT-A	RB	A	BK	ST	PF	TP
Harvey Grant	6-14	0-0	2-3	5	1	1	1	4	14
Dave Sieger	7-15	7-13	1-2	5	7	0	3	2	22
Stacey King	7-14	0-0	3-3	7	0	2	1	3	17
Mookie Blaylock	6-13	2-4	0-1	5	4	0	7	4	14
Ricky Grace	4-14	1-7	3-4	7	7	0	1	4	12
Terrence Mullins	0-0	0-0	0-0	1	0	0	0	1	0
Team				1					
Totals	30-70	10-24	9-13	31	19	3	13	18	79

Turnovers: Kansas 23, Oklahoma 15. Halftime: Tied at 50. Officials: John Clougherty, Tim Higgins, Ed Hightower. Attendance: 16,392.

1989 CHAMPIONSHIP GAME, APRIL 3 AT SEATTLE

MICHIGAN 80, SETON HALL 79 (OT)

Michigan	FG-A	3FG-A	FT-A	RB	A	BK	ST	PF	TP
Glen Rice	12-25	5-12	2-2	11	0	0	0	2	31
Mark Hughes	1-1	0-0	0-0	2	0	0	0	2	2
Terry Mills	4-8	0-0	0-0	6	2	3	2	2	8
Mike Griffin	0-0	0-0	0-0	4	3	0	0	4	0
Rumeal Robinson	6-13	0-0	9-10	3	11	0	0	2	21
Loy Vaught	4-8	0-0	0-0	7	0	0	1	2	8
Demetrius Calip	0-2	0-0	0-0	0	1	0	0	3	0
Sean Higgins	3-10	1-4	3-4	9	2	1	0	3	10
Team				3					
Totals	30-67	6-16	14-16	45	19	4	3	20	80

Seton Hall	FG-A	3FG-A	FT-A	RB	A	BK	ST	PF	TP
Daryll Walker	5-9	0-1	3-4	11	1	0	0	2	13
Andrew Gaze	1-5	1-5	2-2	3	3	0	1	3	5
Ramon Ramos	4-9	0-0	1-1	5	1	1	1	2	9
John Morton	11-26	4-12	9-10	4	3	0	0	3	35
Gerald Greene	5-13	2-5	1-3	5	5	0	2	3	13
Anthony Avent	1-2	0-0	0-0	3	1	0	0	0	2
Frantz Volcy	0-0	0-0	0-2	1	0	0	0	2	0
Michael Cooper	0-0	0-0	0-0	2	0	1	0	1	0
Pookey Wigington	1-1	0-0	0-0	0	0	0	0	1	2
Team				2					
Totals	28-65	7-23	16-22	36	14	2	4	17	79

Turnovers: Michigan 14, Seton Hall 11. Halftime: Michigan 37, Seton Hall 32. End of regulation: Tied at 71. Officials: John Clougherty, Mickey Crowley, Tom Rucker. Attendance: 39,187.



1989 Michigan—Front Row (left to right): Head coach Steve Fisher, Mike Griffin, Sean Higgins, Glen Rice, Loy Vaught, Mark Hughes, Terry Mills, J.P. Oosterbaan and Mike Boyd. **Back Row:** Dan Minert, Joe Czupek, Marc Koenig, Demetrius Calip, Rob Pelinka, Chris Seter, James Voskuil, Kirk Tayler, Rumeal Robinson, Brian Dutcher and Bob Bland. *Not pictured:* Eric Riley.


1990 CHAMPIONSHIP GAME, APRIL 2 AT DENVER

UNLV 103, DUKE 73

UNLV	FG-A	3FG-A	FT-A	RB	A	BK	ST	PF	TP
Larry Johnson*	8-12	2-2	4-4	11	2	1	4	3	22
Stacey Augmon*	6-7	0-0	0-1	4	7	2	2	5	12
David Butler*	1-4	0-0	2-2	3	3	0	1	3	4
Anderson Hunt*	12-16	4-7	1-2	2	2	0	0	0	29
Greg Anthony*	5-11	0-1	3-4	1	6	0	5	3	13
Stacey Cvijanovich	1-2	1-1	2-2	1	2	0	2	2	5
Travis Bice	0-1	0-1	0-0	0	2	0	1	2	0
Dave Rice	0-2	0-1	0-0	1	0	0	0	0	0
Barry Young	2-2	1-1	0-0	0	0	0	0	1	5
James Jones	4-5	0-0	0-0	2	0	0	0	2	8
Moses Scurry	2-5	0-0	1-2	6	0	0	1	2	5
Chris Jeter	0-0	0-0	0-0	0	0	0	0	0	0
Team				2					
Totals	41-67	8-14	13-17	33	24	3	16	23	103

Duke	FG-A	3FG-A	FT-A	RB	A	BK	ST	PF	TP
Robert Brickey*	2-4	0-0	0-2	3	2	0	0	2	4
Christian Laettner*	5-12	0-0	5-6	9	5	0	1	4	15
Alaa Abdelnaby*	5-7	0-0	4-6	7	0	2	0	3	14
Phil Henderson*	9-20	1-8	2-2	2	0	0	1	2	21
Bobby Hurley*	0-3	0-2	2-2	0	3	0	1	3	2
Thomas Hill	0-2	0-0	0-0	3	1	0	1	0	0
Brian Davis	2-5	0-0	2-3	1	0	1	1	1	6
Bill McCaffrey	1-3	0-0	2-2	2	0	0	0	1	4
Greg Koubek	1-4	0-1	0-0	2	0	0	0	0	2
Crawford Palmer	0-0	0-0	3-4	3	0	0	0	0	3
Clay Buckley	0-0	0-0	0-0	1	0	0	0	0	0
Joe Cook	1-1	0-0	0-0	0	0	0	0	0	2
Team				6					
Totals	26-61	1-11	20-27	39	11	3	5	16	73

Turnovers: UNLV 17, Duke 23. Halftime: UNLV 47, Duke 35. Officials: Ed Hightower, Tim Higgins, Richie Ballesteros. Attendance: 17,765.




1990 UNLV—Front Row (left to right): Bryan Emerzian, Byron Wesley, Dan Bisek, Sean Watkins and Dave Rice. **Middle Row:** Greg Anthony, James Jones, David Butler, Anderson Hunt, Travis Bice, Barry Young, Moses Scurry and Stacey Augmon. **Back Row:** Assistant coach Cleveland Edwards, assistant coach Ron Ganulin, Ed Goorjian, Rob Orellana, Chris Jeter, George Ackles, Larry Johnson, assistant coach Tim Grgurich, assistant coach Denny Hovanec and head coach Jerry Tarkanian.

1991 CHAMPIONSHIP GAME, APRIL 1 AT INDIANAPOLIS

DUKE 72, KANSAS 65

Duke	FG-A	3FG-A	FT-A	RB	A	BK	ST	PF	TP
Greg Koubek*	2-4	1-2	0-0	4	0	0	1	1	5
Grant Hill*	4-6	0-0	2-8	8	3	2	2	1	10
Christian Laettner*	3-8	0-0	12-12	10	0	0	1	3	18
Bobby Hurley*	3-5	2-4	4-4	1	9	0	2	1	12
Thomas Hill*	1-5	1-1	0-0	4	1	0	0	2	3
Bill McCaffrey	6-8	2-3	2-2	1	0	0	0	1	16
Antonio Lang	0-0	0-0	0-0	0	0	0	0	0	0
Brian Davis	4-5	0-0	0-2	2	1	0	0	4	8
Crawford Palmer	0-0	0-0	0-0	0	0	0	0	0	0
Team				1					
Totals	23-41	6-10	20-28	31	14	2	6	13	72



1991 Duke—Front Row (left to right): Manager Ivan Jones, Mark Williams, Antonio Lang, Christian Laettner, Clay Buckley, Greg Koubek, Crawford Palmer, Christian Ast, Grant Hill and manager Pete Lowder. **Back Row:** Assistant coach Mike Brey, athletic trainer Max Crowder, associate coach Pete Gaudet, Bobby Hurley, Kenny Blakeney, Marty Clark, Brian Davis, Thomas Hill, Bill McCaffrey, assistant coach Jay Bilas, assistant coach Tommy Amaker and head coach Mike Krzyzewski.


Kansas	FG-A	3FG-A	FT-A	RB	A	BK	ST	PF	TP
Alonzo Jamison*	1-10	0-2	0-0	4	5	0	4	4	2
Mike Maddox*	2-4	0-0	0-0	3	4	1	0	3	4
Mark Randall*	7-9	1-1	3-6	10	2	0	1	4	18
Terry Brown*	6-15	4-11	0-0	4	1	0	3	1	16
Adonis Jordan*	4-6	2-2	1-2	0	3	0	1	0	11
Patrick Richey	0-1	0-1	0-0	1	0	0	0	0	0
Steve Woodberry	1-4	0-0	0-0	4	0	0	1	4	2
Sean Tunstall	1-5	0-1	0-0	1	0	0	0	3	2
Kirk Wagner	1-1	0-0	0-0	1	0	0	0	0	2
Richard Scott	3-9	0-0	0-0	2	0	1	0	1	6
David Johanning	1-1	0-0	0-0	2	1	0	0	1	2
Team				0					
Totals	27-65	7-18	4-8	32	16	2	10	21	65

Turnovers: Duke 18, Kansas 14. Halftime: Duke 42, Kansas 34. Officials: Mickey Crowley, Charles Range, Jim Burr. Attendance: 47,100.

1992 CHAMPIONSHIP GAME, APRIL 6 AT MINNEAPOLIS

DUKE 71, MICHIGAN 51

Duke	FG-A	3FG-A	FT-A	RB	A	BK	ST	PF	TP
Antonio Lang*	2-3	0-0	1-2	4	0	0	1	1	5
Grant Hill*	8-14	0-0	2-2	10	5	2	3	2	18
Christian Laettner*	6-13	2-4	5-6	7	0	1	1	1	19
Bobby Hurley*	3-12	1-3	2-2	3	7	0	1	4	9
Thomas Hill*	5-10	1-2	5-8	7	0	0	2	2	16
Cherokee Parks	1-3	0-0	2-2	3	0	1	0	3	4
Brian Davis	0-2	0-0	0-0	0	0	0	1	0	0
Christian Ast	0-0	0-0	0-0	1	0	0	0	0	0
Marty Clark	0-0	0-0	0-0	0	0	0	0	0	0
Kenny Blakeney	0-0	0-0	0-0	0	0	0	0	0	0
Ron Burt	0-0	0-0	0-0	0	0	0	0	0	0
Team				2					
Totals	25-57	4-9	17-22	37	12	4	9	13	71



1992 Duke—Front Row (left to right): Manager Mark Williams, Marty Clark, Bobby Hurley, Brian Davis, Christian Laettner, Thomas Hill, Kenny Blakeney and manager Suzanne Gilbert. **Back Row:** Head coach Mike Krzyzewski, assistant coach Mike Brey, athletic trainer Max Crowder, Antonio Lang, Erik Meek, Cherokee Parks, Grant Hill, Christian Ast, volunteer coach Jay Bilas, assistant coach Tommy Amaker and associate coach Pete Gaudet.

Michigan	FG-A	3FG-A	FT-A	RB	A	BK	ST	PF	TP
Chris Webber*	6-12	0-2	2-5	11	1	0	2	4	14
Ray Jackson*	0-1	0-0	0-0	1	2	2	1	1	0
Juwan Howard*	4-9	0-1	1-3	3	0	0	0	3	9
Jalen Rose*	5-12	0-3	1-2	5	4	0	2	4	11
Jimmy King*	3-10	1-2	0-0	2	1	1	2	1	7
Eric Riley	2-6	0-0	0-0	4	1	0	0	2	4
James Voskuil	1-2	0-1	2-2	3	3	0	1	2	4
Rob Pelinka	1-2	0-0	0-0	2	1	0	0	0	2
Freddie Hunter	0-0	0-0	0-0	0	0	0	0	0	0
Michael Talley	0-2	0-1	0-0	1	0	0	0	0	0
Jason Bossard	0-1	0-1	0-0	0	0	0	0	0	0
Chris Seter	0-1	0-0	0-0	1	0	0	0	0	0
Chip Armer	0-0	0-0	0-0	0	0	0	0	0	0
Team				2					
Totals	22-58	1-11	6-12	35	13	3	8	17	51

Turnovers: Duke 14, Michigan 20. Halftime: Michigan 31, Duke 30. Officials: Gerry Donaghy, Tom Harrington, Dave Libbey. Attendance: 50,379.

1993 CHAMPIONSHIP GAME, APRIL 5 AT NEW ORLEANS NORTH CAROLINA 77, MICHIGAN 71

North Carolina	FG-A	3FG-A	FT-A	RB	A	BK	ST	PF	TP
Brian Reese*	2-7	0-1	4-4	5	3	0	0	1	8
George Lynch*	6-12	0-0	0-0	10	1	2	1	3	12
Eric Montross*	5-11	0-0	6-9	5	0	1	0	2	16
Derrick Phelps*	4-6	0-1	1-2	3	6	0	3	0	9
Donald Williams*	8-12	5-7	4-4	1	1	0	1	1	25
Pat Sullivan	1-2	0-0	1-2	1	1	0	0	2	3
Kevin Salvadori	0-0	0-0	2-2	4	1	1	0	1	2
Henrik Rodl	1-4	0-2	0-0	0	0	0	2	0	2
Dante Calabria	0-0	0-0	0-0	0	0	0	0	0	0
Matt Wenstrom	0-1	0-0	0-0	0	0	0	0	0	0
Scott Cherry	0-0	0-0	0-0	0	0	0	0	0	0
Team				0					
Totals	27-55	5-11	18-23	29	13	4	7	10	77



1993 North Carolina—Front Row (left to right): Strength coach Harley Dartt, athletic trainer Marc Davis, head coach Dean Smith, Travis Stephenson, Henrik Rodl, Matt Wenstrom, George Lynch, Scott Cherry, assistant coach Phil Ford, assistant athletics director Dave Hanners and assistant coach Bill Guthridge. **Back Row:** Manager Sam Rogers, manager Bobby Dawson, manager Laura Johnson, Larry Davis, Derrick Phelps, Pat Sullivan, Ed Geth, Eric Montross, Serge Zwikker, Kevin Salvadori, Brian Reese, Dante Calabria, Donald Williams, manager Chuck Lisenbee, manager Eddie Wills and manager Eran Bloxam.

Michigan	FG-A	3FG-A	FT-A	RB	A	BK	ST	PF	TP
Chris Webber*	11-18	0-1	1-2	11	1	3	1	2	23
Ray Jackson*	2-3	0-0	2-2	1	1	0	1	5	6
Juwan Howard*	3-8	0-0	1-1	7	3	0	0	3	7
Jalen Rose*	5-12	2-6	0-0	1	4	0	0	3	12
Jimmy King*	6-13	1-5	2-2	6	4	0	1	2	15
Eric Riley	1-3	0-0	0-0	3	1	1	1	1	2
Rob Pelinka	2-4	2-3	0-0	2	1	0	0	1	6
Michael Talley	0-0	0-0	0-0	0	1	0	0	1	0
James Voskuil	0-1	0-0	0-0	0	1	0	0	0	0
Team				2					
Totals	30-62	5-15	6-7	33	17	4	4	18	71

Turnovers: North Carolina 10, Michigan 14. Halftime: North Carolina 42, Michigan 36. Technical fouls: Michigan bench. Officials: Ed Hightower, Tom Harrington, Jim Stupin. Attendance: 64,151.

1994 CHAMPIONSHIP GAME, APRIL 4 AT CHARLOTTE, NC ARKANSAS 76, DUKE 72

Arkansas	FG-A	3FG-A	FT-A	RB	A	BK	ST	PF	TP
Ken Biley*	0-0	0-0	0-0	0	0	0	0	1	0
Corliss Williamson*	10-24	0-0	3-5	8	3	2	2	3	23
Dwight Stewart*	3-11	0-5	0-0	9	4	0	4	3	6
Corey Beck*	5-11	0-1	5-8	10	4	0	1	3	15
Scotty Thurman*	6-13	3-5	0-0	5	1	0	1	2	15
Clint McDaniel	2-5	1-3	2-4	2	3	0	3	2	7
Darnell Robinson	1-5	0-0	0-0	2	0	0	0	1	2
Al Dillard	1-5	1-4	1-2	1	0	0	0	1	4
Davor Rimac	0-1	0-0	0-0	0	0	1	0	0	0
Lee Wilson	2-2	0-0	0-0	4	0	0	0	1	4
Team				3					
Totals	30-77	5-18	11-19	44	15	3	11	17	76



1994 Arkansas—Front Row (left to right): Ken Biley, Darnell Robinson, head coach Nolan Richardson, Corliss Williamson, Lee Wilson and Scotty Thurman. **Second Row:** Ray Biggers, Reggie Garrett, Elmer Martin, John Engskov, Craig Tyson and Davor Rimac. **Third Row:** Clint McDaniel, Al Dillard, Roger Crawford, Corey Beck, Reggie Merritt and Dwight Stewart.

Duke	FG-A	3FG-A	FT-A	RB	A	BK	ST	PF	TP
Antonio Lang*	6-9	0-0	3-3	5	3	1	0	5	15
Grant Hill*	4-11	1-4	3-5	14	6	3	3	3	12
Cherokee Parks*	7-10	0-0	0-1	7	0	2	0	3	14
Jeff Capel*	6-16	2-6	0-0	5	4	0	1	3	14
Chris Collins*	4-11	4-8	0-0	0	1	1	1	1	12
Marty Clark	1-6	0-2	1-2	1	3	0	0	2	3
Erik Meek	1-2	0-0	0-0	7	0	0	0	1	2
Team				5					
Totals	29-65	7-20	7-11	44	17	7	5	18	72

Turnovers: Arkansas 12, Duke 23. Halftime: Arkansas 34, Duke 33. Officials: Jim Burr, Jody Silvester, Ted Valentine. Attendance: 23,674.


1995 CHAMPIONSHIP GAME, APRIL 3 AT SEATTLE

UCLA 89, ARKANSAS 78

UCLA	FG-A	3FG-A	FT-A	RB	A	BK	ST	PF	TP
Charles O'Bannon*	4-10	0-0	3-4	9	6	2	2	1	11
Ed O'Bannon*	10-21	1-4	9-11	17	3	0	3	2	30
George Zidek*	5-8	0-0	4-7	6	0	0	0	4	14
Tyus Edney*	0-0	0-0	0-0	0	0	0	0	0	0
Toby Bailey*	12-20	1-2	1-2	9	3	0	2	3	26
Cameron Dollar	1-4	0-1	4-5	3	8	1	4	4	6
J.R. Henderson	1-5	0-0	0-0	2	1	1	0	1	2
Team				4					
Totals	33-68	2-7	21-29	50	21	4	11	15	89

Arkansas	FG-A	3FG-A	FT-A	RB	A	BK	ST	PF	TP
Scotty Thurman*	2-9	1-7	0-0	3	1	0	1	2	5
Corliss Williamson*	3-16	0-0	6-10	4	6	0	4	1	12
Elmer Martin*	1-2	1-2	0-0	3	1	0	1	2	3
Clint McDaniel*	5-10	3-7	3-4	3	1	0	4	5	16
Corey Beck*	4-6	2-3	1-2	3	2	1	3	3	11
Dwight Stewart	5-10	1-5	1-2	5	0	0	0	4	12
Al Dillard	2-4	2-3	0-0	2	1	0	0	1	6
Darnell Robinson	2-3	0-1	0-0	2	0	2	0	3	4
Davor Rimac	1-1	0-0	0-0	2	3	0	2	0	2
Lee Wilson	3-4	0-0	1-2	0	0	1	0	1	7
Landis Williams	0-0	0-0	0-0	0	0	0	0	0	0
Reggie Garrett	0-0	0-0	0-0	0	0	0	0	0	0
Team				4					
Totals	28-65	10-28	12-20	31	15	4	15	22	78

Turnovers: UCLA 20, Arkansas 18. Halftime: UCLA 40, Arkansas 39. Officials: Jim Burr, Ted Valentine, John Cahill. Attendance: 38,540.




1995 UCLA—Front Row (left to right): Manager Tony Luftman, manager Richard Klinger, manager Greg Buonaccorsi, manager Brendan Jacobson and manager Andrew Pruter. Middle Row: Assistant coach David Boyle, assistant coach Steve Lavin, assistant coach Mark Gottfried, head coach Jim Harrick, assistant coach Lorenzo Romar, assistant coach Phil Frye and assistant coach Tony Spino. Back Row: Tyus Edney, Marquis Burns, Charles O'Bannon, Kevin Dempsey, Ed O'Bannon, Ike Nwankwo, George Zidek, omm'A Givens, J.R. Henderson, Bob Myers, Toby Bailey, Kris Johnson and Cameron Dollar.

1996 CHAMPIONSHIP GAME, APRIL 1 AT EAST RUTHERFORD, NJ KENTUCKY 76, SYRACUSE 67

Kentucky	FG-A	3FG-A	FT-A	RB	A	BK	ST	PF	TP
Derek Anderson*	4-8	2-3	1-1	4	1	0	3	2	11
Antoine Walker*	4-12	0-1	3-6	9	4	0	4	2	11
Walter McCarty*	2-6	0-0	0-0	7	3	0	0	3	4
Tony Delk*	8-20	7-12	1-2	7	2	1	2	2	24
Anthony Epps*	0-6	0-3	0-0	4	7	0	0	1	0
Mark Pope	1-6	0-2	2-2	3	2	0	1	3	4
Ron Mercer	8-12	3-4	1-1	2	2	0	1	3	20
Jeff Sheppard	1-2	0-1	0-1	2	0	0	0	3	2
Allen Edwards	0-1	0-1	0-0	0	1	0	0	0	0
Team				2					
Totals	28-73	12-27	8-13	40	22	1	11	19	76

Syracuse	FG-A	3FG-A	FT-A	RB	A	BK	ST	PF	TP
Todd Burgan*	7-10	3-5	2-5	8	1	0	1	5	19
John Wallace*	11-19	2-3	5-5	10	1	1	0	5	29
Otis Hill*	3-9	0-0	1-1	10	1	1	0	2	7
Lazarus Sims*	2-5	1-4	1-2	2	7	0	1	2	6
Jason Cipolla*	3-8	0-3	0-0	1	2	0	4	1	6
J.B. Reafsnnyder	0-1	0-0	0-0	4	0	0	0	0	0
Marius Janulis	0-0	0-0	0-0	2	0	0	0	2	0
Elimu Nelson	0-0	0-0	0-0	0	0	0	0	0	0
Team				1					
Totals	26-52	6-15	9-13	38	12	2	6	17	67

Turnovers: Kentucky 15, Syracuse 24. Halftime: Kentucky 42, Syracuse 33. Officials: John Clougherty, Scott Thornley, Dave Libbey. Attendance: 19,229.



1996 Kentucky—Front Row (left to right): Assistant coach Delray Brooks, head coach Rick Pitino, Allen Edwards, Derek Anderson, Jeff Sheppard, Tony Delk, Anthony Epps, Cameron Mills, Wayne Turner, associate coach Jim O'Brien and assistant coach Winston Bennett. Back Row: Equipment manager Bill Keightley, administrative assistant George Barber, Jason Lathrem, Oliver Simmons, Nazr Mohammed, Mark Pope, Walter McCarty, Antoine Walker, Jared Prickett, Ron Mercer, athletic trainer Eddie Jamiel, assistant strength coach Layne Kaufman and strength coach Shaun Brown.

1997 CHAMPIONSHIP GAME, MARCH 31 AT INDIANAPOLIS ARIZONA 84, KENTUCKY 79 (OT)

Arizona	FG-A	3FG-A	FT-A	RB	A	BK	ST	PF	TP
Bennett Davison*	3-9	0-0	3-3	7	0	0	0	2	9
Michael Dickerson*	1-8	1-3	2-2	4	0	0	0	0	5
A.J. Bramlett*	1-3	0-0	1-1	6	1	2	1	5	3
Mike Bibby*	5-12	3-5	6-6	9	4	0	3	1	19
Miles Simon*	8-18	0-2	14-17	3	1	0	0	1	30
Jason Terry	2-6	2-3	2-2	2	5	0	3	1	8
Eugene Edgerson	0-0	0-0	2-2	5	0	0	0	2	2
Donnell Harris	2-2	0-0	4-8	7	1	0	0	4	8
Team				2					
Totals	22-58	6-13	34-41	45	12	2	7	16	84



1997 Arizona—Front Row (left to right): Athletic trainer Ed Orr, senior manager Deron Davenport, assistant coach Phil Johnson, assistant coach Jessie Evans, head coach Lute Olson, assistant coach Jim Rosborough, coordinator of basketball operations Brad Jepson, equipment manager Walter Teike and video coordinator Ryan Hansen. **Back Row:** Josh Pastner, Mike Bibby, Quynn Tebbs, Jason Lee, Miles Simon, Justin Wessel, A.J. Bramlett, Donnell Harris, Bennett Davison, Eugene Edgerson, Michael Dickerson, Ortege Jenkins, Jason Terry, John Ash and Jason Stewart.


Kentucky	FG-A	3FG-A	FT-A	RB	A	BK	ST	PF	TP
Ron Mercer*	5-9	2-4	1-1	9	6	0	1	5	13
Scott Padgett*	5-16	3-12	4-4	1	0	0	2	5	17
Jamaal Magloire*	0-1	0-0	0-0	4	1	2	0	4	0
Wayne Turner*	4-9	0-0	0-1	4	5	1	1	5	8
Anthony Epps*	4-13	3-8	0-0	5	4	0	2	0	11
Allen Edwards	0-0	0-0	0-0	0	0	0	0	0	0
Jared Prickett	1-4	0-0	4-5	5	1	1	2	5	6
Nazr Mohammed	6-11	0-0	0-6	11	0	3	0	3	12
Cameron Mills	5-9	2-6	0-0	1	1	0	1	2	12
Steve Masiello	0-0	0-0	0-0	0	0	0	0	0	0
Team				0					
Totals	30-72	10-30	9-17	40	18	7	9	29	79

Turnovers: Arizona 18, Kentucky 16. Halftime: Arizona 33, Kentucky 32. End of regulation: Tied at 74. Officials: Tim Higgins, Ted Valentine, Tom O'Neill. Attendance: 47,028.

1998 CHAMPIONSHIP GAME, MARCH 30 AT SAN ANTONIO

KENTUCKY 78, UTAH 69

Kentucky	FG-A	3FG-A	FT-A	RB	A	BK	ST	PF	TP
Allen Edwards*	2-7	0-3	0-0	1	5	0	1	0	4
Scott Padgett*	6-11	1-5	4-4	5	1	0	0	4	17
Nazr Mohammed*	5-9	0-0	0-0	2	0	2	0	4	10
Wayne Turner*	2-5	0-1	2-4	2	4	0	3	0	6
Jeff Sheppard*	7-14	0-2	2-2	4	3	0	2	1	16
Jamaal Magloire	2-3	0-0	3-3	2	1	3	0	4	7
Heshimu Evans	3-4	2-2	2-2	6	0	1	1	1	10
Cameron Mills	2-4	2-4	2-2	0	1	0	0	0	8
Saul Smith	0-0	0-0	0-0	0	0	0	0	0	0
Michael Bradley	0-0	0-0	0-0	1	0	0	0	1	0
Team				1					
Totals	29-57	5-17	15-17	24	15	6	7	15	78



1998 Kentucky—Front Row (left to right): Assistant coach Mike Sutton, head coach Tubby Smith, Saul Smith, Cameron Mills, Jeff Sheppard, Wayne Turner, Steve Masiello, assistant coach George Felton and assistant coach Shawn Finney. **Back Row:** Special assistant Leon Smith, administrative assistant Simeon Mars, equipment manager Bill Keightley, Ryan Hogan, Heshimu Evans, Scott Padgett, Nazr Mohammed, Jamaal Magloire, Michael Bradley, Myron Anthony, Allen Edwards, athletic trainer Eddie Jamiel and strength coach Tom Boyd.

Utah	FG-A	3FG-A	FT-A	RB	A	BK	ST	PF	TP
Hanno Mottola*	4-10	1-3	6-6	8	0	0	0	4	15
Alex Jensen*	5-6	1-1	3-3	2	2	0	0	2	14
Michael Doleac*	5-12	1-1	4-6	10	1	2	3	2	15
Andre Miller*	6-15	0-3	4-7	6	5	0	2	5	16
Drew Hansen*	1-6	0-2	0-0	5	1	0	3	2	2
Britton Johnsen	3-4	1-2	0-0	4	0	0	0	0	7
Jordie McTavish	0-0	0-0	0-0	0	2	0	0	1	0
David Jackson	0-1	0-1	0-0	0	1	0	0	2	0
Trace Caton	0-1	0-1	0-0	0	0	0	0	0	0
Team				4					
Totals	24-55	4-14	17-22	39	12	2	8	18	69

Turnovers: Kentucky 11, Utah 18. Halftime: Utah 41, Kentucky 31. Officials: Jim Burr, Donnee Gray, Mike Sanzere. Attendance: 40,509.

1999 CHAMPIONSHIP GAME, MARCH 29 AT ST. PETERSBURG, FL UConn 77, DUKE 74

UConn	FG-A	3FG-A	FT-A	RB	A	BK	ST	PF	TP
Kevin Freeman*	3-6	0-0	0-0	8	0	3	0	1	6
Richard Hamilton*	10-22	2-4	5-6	7	3	0	2	1	27
Jake Voskuhl*	1-1	0-0	0-0	3	2	2	0	3	2
Ricky Moore*	6-10	1-1	0-1	8	2	0	1	4	13
Khalid El-Amin*	5-12	0-2	2-4	4	4	0	0	3	12
Souleymane Wane	2-2	0-0	0-0	0	0	0	1	4	4
Albert Mouring	3-4	0-1	0-1	3	0	1	0	1	6
Edmund Saunders	1-3	0-0	2-4	3	0	0	0	3	4
Rashamel Jones	1-1	0-0	1-2	2	0	0	0	0	3
Antric Klaiber	0-0	0-0	0-0	0	0	0	0	0	0
Team				3					
Totals	32-61	3-8	10-18	41	11	6	4	20	77



1999 UConn—Front Row (left to right): Albert Mouring, Khalid El-Amin, Kevin Freeman, Ricky Moore, head coach Jim Calhoun, Rashamel Jones, Richard Hamilton, E. J. Harrison and Beau Archibald. Back Row: Justin Brown, Ajou Deng, Jake Voskuhl, assistant coach Tom Moore, associate head coach Dave Leitao, assistant coach Karl Hobbs, athletic trainer Joe Sharpe, Souleymane Wane and Edmund Saunders.

Duke	FG-A	3FG-A	FT-A	RB	A	BK	ST	PF	TP
Chris Carrawell*	3-7	0-2	3-4	4	2	2	1	4	9
Shane Battier*	2-7	1-3	1-2	4	2	0	0	3	6
Elton Brand*	5-8	0-0	5-8	13	0	2	2	3	15
William Avery*	3-12	1-3	4-4	4	5	0	0	4	11
Trajan Langdon*	7-15	5-10	6-7	1	1	0	3	2	25
Nate James	0-0	0-0	0-0	1	0	0	0	0	0
Corey Maggette	3-7	0-1	2-2	0	0	0	0	2	8
Chris Burgess	0-0	0-0	0-0	0	0	0	0	1	0
Team				4					
Totals	23-56	7-19	21-27	31	10	4	6	19	74

Turnovers: UConn 16, Duke 12. Halftime: Duke 39, Connecticut 37. Officials: Tim Higgins, Gerald Boudreaux, Scott Thornley. Attendance: 41,340.

2000 CHAMPIONSHIP GAME, APRIL 3 AT INDIANAPOLIS MICHIGAN ST. 89, FLORIDA 76

Michigan St.	FG-A	3FG-A	FT-A	RB	A	BK	ST	PF	TP
Andre Hutson*	2-4	0-0	2-2	1	3	0	0	4	6
Morris Peterson*	7-14	3-8	4-6	2	5	0	1	3	21
A.J. Granger*	7-11	3-5	2-2	9	1	0	0	2	19
Mateen Cleaves*	7-11	3-4	1-1	2	4	0	0	1	18
Charlie Bell*	3-6	1-2	2-3	8	5	0	2	2	9
Jason Richardson	4-7	0-0	1-2	2	0	0	1	1	9
Aloysius Anagnonye	0-0	0-0	0-0	3	0	1	0	4	0
Mike Chappell	2-4	1-3	0-0	1	0	0	1	0	5
Adam Ballinger	1-1	0-0	0-0	0	0	0	0	2	2
David Thomas	0-0	0-0	0-0	1	1	0	0	1	0
Brandon Smith	0-0	0-0	0-0	0	0	0	0	0	0
Steve Cherry	0-0	0-0	0-0	0	0	0	0	0	0
Mat Ishbia	0-1	0-0	0-0	0	0	0	0	0	0
Team				3					
Totals	33-59	11-22	12-16	32	19	1	5	20	89



2000 Michigan State—Front Row (left to right): A.J. Granger, Brandon Smith, Mateen Cleaves, head coach Tom Izzo, Charlie Bell, Mat Ishbia and Morris Peterson. Middle Row: Assistant coach Brian Gregory, assistant coach Mike Garland, Mike Chappell, Adam Wolfe, Andre Hutson, David Thomas, Jason Richardson, assistant coach Stan Heath and assistant to head coach Dave Owens. Back Row: Athletic trainer Tom Mackowiak, strength and conditioning coach Mike Vorkapich, Aloysius Anagnonye, Adam Ballinger, Jason Andreas, Steve Cherry, equipment manager Dave Pruder and manager Mark Armstrong.

Florida	FG-A	3FG-A	FT-A	RB	A	BK	ST	PF	TP
Brent Wright*	5-8	0-1	3-5	10	4	0	1	4	13
Mike Miller*	2-5	1-2	5-6	3	2	0	0	0	10
Udonis Haslem*	10-12	0-0	7-7	2	0	1	0	4	27
Teddy Dupay*	0-4	0-2	0-0	0	1	0	0	2	0
Justin Hamilton*	0-1	0-1	0-0	0	0	0	0	1	0
Brett Nelson	4-10	3-6	0-0	4	3	0	2	1	11
Matt Bonner	0-3	0-2	0-0	3	0	0	0	1	0
Kenyan Weaks	1-3	1-1	0-0	1	1	0	2	2	3
Donnell Harvey	3-11	0-0	3-4	6	0	1	0	2	9
Major Parker	1-3	1-3	0-0	0	2	0	0	2	3
Team				1					
Totals	26-60	6-18	18-22	30	13	2	5	19	76

Turnovers: Michigan St. 14, Florida 13. Halftime: Michigan St. 43, Florida 32. Officials: James Burr, Gerald Boudreaux, David Hall. Attendance: 43,116.


2001 CHAMPIONSHIP GAME, APRIL 2 AT MINNEAPOLIS

DUKE 82, ARIZONA 72

Duke	FG-A	3FG-A	FT-A	RB	A	BK	ST	PF	TP
Shane Battier*	7-14	1-5	3-6	11	6	2	0	1	18
Mike Dunleavy*	8-17	5-9	0-1	3	0	0	0	3	21
Casey Sanders*	0-1	0-0	0-0	2	1	0	1	1	0
Chris Duhon*	3-5	1-1	2-3	4	6	0	0	2	9
Jason Williams*	5-15	2-11	4-6	3	4	0	3	4	16
Carlos Boozer	5-9	0-0	2-3	12	1	2	0	3	12
Nate James	2-3	0-1	2-3	3	0	1	1	3	6
Team				4					
Totals	30-64	9-27	13-22	42	18	5	5	17	82

Arizona	FG-A	3FG-A	FT-A	RB	A	BK	ST	PF	TP
Michael Wright*	5-9	0-0	0-1	11	0	2	1	4	10
Richard Jefferson*	7-13	4-8	1-3	8	3	1	1	2	19
Loren Wood*	8-15	0-1	6-8	11	1	4	1	4	22
Gilbert Arenas*	4-17	0-4	2-3	4	4	0	1	1	10
Jason Gardner*	2-11	0-8	3-4	3	2	0	1	2	7
Justin Wessel	0-0	0-0	0-0	0	0	0	0	0	0
Eugene Edgeron	0-0	0-0	0-0	1	0	0	0	4	0
Luke Walton	2-6	0-1	0-0	3	4	0	0	3	4
Team				4					
Totals	28-71	4-22	12-19	45	14	7	5	20	72

Turnovers: Duke 11, Arizona 9. Halftime: Duke 35, Arizona 33. Officials: Scott Thornley, Gerald Boudreaux, Ed Corbett. Attendance: 45,994.



2001 Duke—Front Row (left to right): Manager Ryan Maschke, manager Lisa Kalich, Andy Borman, Jason Williams, J.D. Simpson, Nate James, Shane Battier, Ryan Caldbeck, Chris Duhon, Andre Buckner, manager Wynter Galindez and administrative intern Anne Wilson. **Back Row:** Assistant coach Steve Wojciechowski, director of basketball operations Jeff LaMere, administrative assistant Mike Schrage, assistant coach Chris Collins, Mike Dunleavy, Carlos Boozer, Casey Sanders, Nick Horvath, Matt Christensen, Andre Sweet, Dahntay Jones, head trainer Dave Engelhardt, associate head coach Johnny Dawkins and head coach Mike Krzyzewski. *Not pictured: Reggie Love.*

2002 CHAMPIONSHIP GAME, APRIL 1 AT ATLANTA

MARYLAND 64, INDIANA 52

Maryland	FG-A	3FG-A	FT-A	RB	A	BK	ST	PF	TP
Byron Mouton*	1-5	0-0	2-2	4	1	1	2	2	4
Chris Wilcox*	4-8	0-0	2-4	7	0	1	1	3	10
Lonny Baxter*	6-15	0-0	3-8	14	0	3	1	1	15
Juan Dixon*	6-9	2-4	4-4	5	3	0	5	1	18
Steve Blake*	2-6	0-3	2-2	6	3	0	2	2	6
Drew Nicholas	1-2	0-1	5-6	3	0	0	1	0	7
Ryan Randle	1-1	0-0	0-0	0	0	0	0	1	2
Tahj Holden	0-2	0-1	2-2	3	4	1	0	3	2
Team				0					
Totals	21-48	2-9	20-28	42	11	6	12	13	64

Indiana	FG-A	3FG-A	FT-A	RB	A	BK	ST	PF	TP
Jared Jeffries*	4-11	0-1	0-1	7	3	1	1	4	8
Kyle Hornsby*	5-12	4-8	0-1	5	0	0	2	4	14
Jarrad Odle*	0-4	0-0	0-3	4	1	0	1	2	0
Tom Coverdale*	3-11	2-7	0-0	4	2	0	2	2	8
Dane Fife*	4-9	3-6	0-0	5	1	0	2	3	11
A.J. Moye	1-1	0-0	0-0	0	0	0	1	1	2
George Leach	0-0	0-0	0-0	0	0	1	0	0	0
Donald Perry	1-3	1-1	0-0	1	0	0	0	1	3
Jeff Newton	2-7	0-0	2-2	5	2	1	1	3	6
Team				0					
Totals	20-58	10-23	2-7	31	9	3	10	20	52

Turnovers: Maryland 16, Indiana 16. Halftime: Maryland 31, Indiana 25. Officials: Jim Burr, Richard Cartmell, Tony Greene. Attendance: 53,406.




2002 Maryland—(left to right): Athletic trainer J.J. Bush, Andre Collins, assistant coach Matt Kovarik, Earl Badu, assistant coach Jimmy Patsos, Steve Blake, Tahj Holden, Juan Dixon (with trophy), Chris Wilcox, head coach Gary Williams, Lonny Baxter, Byron Mouton, Drew Nicholas, Ryan Randle, Calvin McCall, assistant coach Dave Dickerson, Mike Grinnon, strength coach Kurtis Shultz and director of operations Troy Wainwright.

2003 CHAMPIONSHIP GAME, APRIL 7 AT NEW ORLEANS

SYRACUSE 81, KANSAS 78

Syracuse	FG-A	3FG-A	FT-A	RB	A	BK	ST	PF	TP
Hakim Warrick*	2-4	0-0	2-4	2	1	2	0	3	6
Carmelo Anthony*	7-16	3-5	3-4	10	7	0	1	2	20
Craig Forth*	3-4	0-0	0-1	3	0	3	1	5	6
Gerry McNamara*	6-13	6-10	0-0	0	1	0	1	2	18
Kueth Duany*	4-6	2-3	1-2	4	0	0	1	3	11
Josh Pace	4-9	0-0	0-0	8	2	0	3	2	8
Billy Edelin	4-10	0-0	4-6	2	2	0	3	1	12
Jeremy McNeil	0-1	0-0	0-0	5	0	2	0	4	0
Team				2					
Totals	30-63	11-18	10-17	36	13	7	10	22	81



2003 Syracuse—Front Row (left to right): Josh Brooks, Tyrone Albright, Josh Pace, Ronnell Herron, Kueth Duany, Gerry McNamara, Gary Hall and Billy Edelin. **Second Row:** Administrative assistant Clay McKnight, assistant coach Troy Weaver, assistant coach Mike Hopkins, Carmelo Anthony, Jeremy McNeil, Craig Forth, Matt Gorman, Hakim Warrick, Andrew Kouwe, associate head coach Bernie Fine, head coach Jim Boeheim and assistant video coordinator Todd Blumen. **Back Row:** Student manager Jonathan Sandgarten, student manager Chris Console, associate athletic trainer Brad Pike and assistant strength and conditioning coach Todd Forcier.


Kansas	FG-A	3FG-A	FT-A	RB	A	BK	ST	PF	TP
Nick Collison*	8-14	0-0	3-10	21	3	3	3	5	19
Keith Langford*	7-9	0-1	5-10	2	0	0	1	5	19
Jeff Graves*	7-13	0-0	2-7	16	3	0	1	2	16
Kirk Hinrich*	6-20	3-12	1-1	2	4	1	1	1	16
Aaron Miles*	1-5	0-2	0-0	6	7	0	1	1	2
Michael Lee	2-8	1-5	0-0	1	1	0	2	1	5
Bryant Nash	0-2	0-0	1-2	1	0	0	0	1	1
Team				3					
Totals	31-71	4-20	12-30	52	18	4	9	16	78

Turnovers: Syracuse 17, Kansas 18. Halftime: Syracuse 53, Kansas 42. Officials: Gerald Boudreaux, Reginald Cofer, Richard Cartmell. Attendance: 54,524.

2004 CHAMPIONSHIP GAME, APRIL 5 AT SAN ANTONIO

UCONN 82, GEORGIA TECH 73

UConn	FG-A	3FG-A	FT-A	RB	A	BK	ST	PF	TP
Josh Boone*	4-6	0-0	1-4	6	1	0	0	2	9
Rashad Anderson*	5-10	2-7	6-8	6	1	0	2	1	18
Emeka Okafor*	10-17	0-0	4-8	15	1	2	1	3	24
Ben Gordon*	5-17	3-8	8-9	2	2	0	2	4	21
Taliek Brown*	2-6	0-0	5-8	6	4	0	0	3	9
Charlie Villanueva	0-0	0-0	0-0	1	1	0	0	1	0
Hilton Armstrong	0-1	0-0	1-2	6	0	0	0	1	1
Shamon Tooles	0-0	0-0	0-0	0	0	0	0	0	0
Denham Brown	0-4	0-2	0-0	6	0	0	0	3	0
Team				2					
Totals	26-61	5-17	25-39	50	10	2	5	18	82



2004 UConn—Front Row (left to right): Justin Evanovich, Denham Brown, Ben Gordon, Shamon Tooles, head coach Jim Calhoun, Taliek Brown, Marcus Williams, Rashad Anderson and Ryan Swaller. **Back Row:** Athletic trainer Jason Miller, assistant coach Tom Moore, director of basketball operations Andre LaFleur, Ryan Thompson, Ed Nelson, Josh Boone, Charlie Villanueva, Emeka Okafor, Hilton Armstrong, Marcus White, Jason Baisch, assistant coach Clyde Vaughan and assistant coach George Blaney.

Georgia Tech	FG-A	3FG-A	FT-A	RB	A	BK	ST	PF	TP
Marvin Lewis*	3-9	0-5	0-0	1	1	0	1	3	6
Anthony McHenry*	1-3	1-1	0-0	4	0	1	0	4	3
Luke Schenscher*	4-7	0-0	1-2	11	0	0	0	2	9
B.J. Elder*	4-15	3-8	3-4	4	0	0	0	4	14
Jarrett Jack*	1-8	0-1	5-6	4	3	0	4	3	7
Ism'il Muhammad	5-12	0-0	0-0	5	0	0	2	3	10
Will Bynum	6-11	3-6	2-6	2	5	0	1	4	17
Robert Brooks	0-0	0-0	0-0	0	0	0	0	0	0
Clarence Moore	3-5	0-1	1-3	10	0	0	0	2	7
Theodis Tarver	0-1	0-0	0-0	2	0	0	2	1	0
Team				0					
Totals	27-71	7-22	12-21	43	9	1	10	26	73


Turnovers: UConn 16, Georgia Tech 14. Halftime: UConn 41, Georgia Tech 26. Officials: Richard Cartmell, Verne Harris, Randy McCall. Attendance: 44,468.

2005 CHAMPIONSHIP GAME, APRIL 4 AT ST. LOUIS NORTH CAROLINA 75, ILLINOIS 70

North Carolina	FG-A	3FG-A	FT-A	RB	A	BK	ST	PF	TP
Jawad Williams*	3-6	3-4	0-0	5	0	1	1	1	9
Rashad McCants*	6-15	2-5	0-0	2	1	0	1	0	14
Sean May*	10-11	0-0	6-8	10	2	1	0	1	26
Raymond Felton*	4-9	4-5	5-6	3	7	0	2	4	17
Jackie Manuel*	0-1	0-0	0-2	3	2	0	0	4	0
Melvin Scott	0-2	0-1	0-0	2	0	0	0	0	0
Reyshawn Terry	0-0	0-0	0-0	0	0	0	0	0	0
Quentin Thomas	0-0	0-0	0-0	1	0	0	0	1	0
Marvin Williams	4-8	0-1	0-1	5	0	0	0	2	8
David Noel	0-0	0-0	1-2	3	0	0	0	0	1
Team				0					
Totals	27-52	9-16	12-19	34	12	2	4	13	75

Illinois	FG-A	3FG-A	FT-A	RB	A	BK	ST	PF	TP
James Augustine*	0-3	0-0	0-0	2	0	0	0	5	0
Roger Powell Jr.*	4-10	1-2	0-0	14	1	0	1	2	9
Luther Head*	8-21	5-16	0-0	5	3	1	2	1	21
Deron Williams*	7-16	3-10	0-2	4	7	0	1	4	17
Dee Brown*	4-10	2-8	2-2	4	7	0	3	1	12
Richard McBride	0-0	0-0	0-0	0	0	0	0	0	0
Warren Carter	0-1	0-1	0-0	1	0	0	1	1	0
Nick Smith	0-0	0-0	0-0	0	0	0	0	0	0
Jack Ingram	4-9	1-3	2-2	7	0	0	0	4	11
Team				2					
Totals	27-70	12-40	4-6	39	18	1	8	18	70

Turnovers: North Carolina 10, Illinois 8. Halftime: North Carolina 40, Illinois 27. Officials: Ed Corbett, John Cahill, Verne Harris. Attendance: 47,262.



2005 North Carolina—Front Row (left to right): Strength and conditioning coordinator Jonas Sahratian, administrative assistant Jerod Haase, assistant coach Steve Robinson, assistant coach Joe Holladay, Raymond Felton, Jackie Manuel, Jawad Williams, Melvin Scott, C.J. Hooker, Rashad McCants, head coach Roy Williams, assistant coach C.B. McGrath, head athletic trainer/physical therapist Marc Davis and video assistant Eric Hoots. **Back Row:** Manager Russ Lauten, manager Kathryn Howlett, manager Zane Hendrix, Wes Miller, Charlie Everett, Reyshawn Terry, Byron Sanders, Damion Grant, Sean May, Marvin Williams, David Noel, Quentin Thomas, manager Preston Puckett, manager Bradley Vanhoy and head manager David Hoots.

2006 CHAMPIONSHIP GAME, APRIL 3 AT INDIANAPOLIS

Florida	FG-A	3FG-A	FT-A	RB	A	BK	ST	PF	TP
Corey Brewer*	4-12	2-3	1-3	7	4	1	3	3	11
Joakim Noah*	7-9	0-0	2-2	9	3	6	1	2	16
Al Horford*	5-8	0-0	4-5	7	3	2	0	2	14
Taurean Green*	1-9	0-7	0-1	4	8	0	1	1	2
Lee Humphrey*	4-8	4-8	3-3	1	2	0	0	1	15
Adrian Moss	3-6	0-0	3-4	6	0	0	0	0	9
Walter Hodge	0-3	0-1	0-0	1	1	0	2	1	0
Chris Richard	2-3	0-0	2-2	0	0	1	0	3	6
Team				0					
Totals	26-58	6-19	15-20	35	21	10	7	13	73

UCLA	FG-A	3FG-A	FT-A	RB	A	BK	ST	PF	TP
Cedric Bozeman*	2-3	0-0	5-6	3	3	0	0	2	9
Luc Richard									
Mbah A Moute*	3-9	0-2	0-0	10	1	0	0	4	6
Ryan Hollins*	4-10	0-0	2-2	10	0	1	0	2	10
Jordan Farmar*	8-21	1-8	1-2	2	4	0	2	2	18
Arron Afflalo*	3-10	2-7	2-2	2	1	0	1	2	10
Darren Collison	0-3	0-0	0-0	3	1	0	0	3	0
Alfred Aboya	1-1	0-0	0-2	3	1	0	0	2	2
Lorenzo Mata	1-4	0-0	0-0	5	0	0	0	3	2
Michael Roll	0-0	0-0	0-0	0	0	0	0	2	0
Team				2					
Totals	22-61	3-17	10-14	40	11	1	3	22	57

Turnovers: Florida 6, UCLA 12. Halftime: Florida 36, UCLA 25. Officials: Jim Burr, John Cahill, Tony Greene. Attendance: 43,168.

FLORIDA 73, UCLA 57




2006 Florida—Front Row (left to right): Managers Drew Feigum, Eric Blinder, Ryan Winters, Mike Weiner, Kyle Gilreath, Joey Koontz, Ryan King and Jarrett Schweim. **Middle Row:** Lee Humphrey, David Huertas, Garrett Tyler, head coach Billy Donovan, Walter Hodge, Taurean Green and Brett Swanson. **Back Row:** Assistant coach Larry Shyatt, assistant to the head coach Darren Hertz, assistant coach Donnie Jones, associate head coach Anthony Grant, Corey Brewer, Jimmie Sutton, Al Horford, Joakim Noah, Adrian Moss, Chris Richard, Jack Berry, athletic trainer Dave Werner, strength and conditioning coordinator Matt Herring, video coordinator Adam Beaupre and head manager Matt McCall.

2007 CHAMPIONSHIP GAME, APRIL 2 AT ATLANTA

FLORIDA 84, OHIO ST. 75

Florida	FG-A	3FG-A	FT-A	RB	A	BK	ST	PF	TP
Corey Brewer*	4-12	3-8	2-2	8	1	1	3	2	13
Joakim Noah*	1-3	0-0	6-6	3	0	0	1	4	8
Al Horford*	6-15	0-0	6-8	12	3	2	0	3	18
Taurean Green*	4-6	3-3	5-5	3	6	0	0	0	16
Lee Humphrey*	5-8	4-7	0-0	1	1	0	0	1	14
Walter Hodge	2-2	0-0	1-1	1	0	0	1	1	5
Chris Richard	3-5	0-0	2-3	8	0	0	0	5	8
Marreese Speights	1-2	0-0	0-0	2	0	0	0	3	2
Team				0					
Totals	26-53	10-18	22-25	38	11	3	5	19	84



2007 Florida—Front Row (left to right): Managers Joey Koontz, Ryan King, Kyle Gilreath, Lance Schueman, Mike Weinar, Ryan Winters and Adam Glessner. Middle Row: Strength and conditioning coordinator Matt Herring, director of basketball operations Matt McCall, associate head coach Donnie Jones, assistant coach Larry Shyatt, Brandon Powell, Lee Humphrey, Walter Hodge, head coach Billy Donovan, Taurean Green, Brett Swanson, Jack Berry, assistant coach Lewis Preston, athletic trainer Dave "Duke" Werner, video coordinator Adam Beaupre and assistant to the head coach Darren Hertz. Back Row: Jonathan Mitchell, Corey Brewer, Chris Richard, Al Horford, Joakim Noah, Marreese Speights, Dan Werner and Garrett Tyler.


Ohio St.	FG-A	3FG-A	FT-A	RB	A	BK	ST	PF	TP
Ivan Harris*	2-8	2-8	1-2	5	0	0	1	2	7
Greg Oden*	10-15	0-0	5-8	12	1	4	1	4	25
Mike Conley Jr.*	7-13	1-3	5-6	3	6	0	4	3	20
Ron Lewis*	6-13	0-4	0-1	3	0	0	1	3	12
Jamar Butler*	1-7	1-6	0-0	2	1	0	2	3	3
David Lighty	2-3	0-1	0-0	0	1	0	1	1	4
Daequan Cook	1-2	0-1	0-0	0	1	0	1	1	2
Matt Terwilliger	1-1	0-0	0-0	0	0	0	0	1	2
Othello Hunter	0-2	0-0	0-0	2	0	0	0	2	0
Team				1					
Totals	30-64	4-23	11-17	28	10	4	11	20	75

Turnovers: Ohio St. 7, Florida 15. Halftime: Florida 40, Ohio St. 29. Officials: Karl Hess, Edward Corbett, Tony Greene. Attendance: 51,458.

2008 CHAMPIONSHIP GAME, APRIL 7 AT SAN ANTONIO

KANSAS 75, MEMPHIS 68 (OT)

Kansas	FG-A	3FG-A	FT-A	RB	A	BK	ST	PF	TP
Darrell Arthur*	9-13	0-0	2-2	10	1	0	1	3	20
Darnell Jackson*	3-4	0-0	2-2	8	1	0	1	1	8
Russell Robinson*	1-1	0-0	0-0	4	1	0	1	3	2
Mario Chalmers*	5-13	2-6	6-6	3	3	0	4	3	18
Brandon Rush*	5-9	0-2	2-3	6	2	1	1	3	12
Sherron Collins	4-10	1-4	2-2	4	6	0	3	3	11
Sasha Kaun	2-5	0-0	0-0	2	0	0	0	2	4
Cole Aldrich	0-0	0-0	0-0	0	0	0	0	0	0
Team				2					
Totals	29-55	3-12	14-15	39	14	1	11	18	75



2008 Kansas—Front Row (left to right): Head manager Taylor High, athletic trainer Bill Cowgill, director of basketball operations Ronnie Chalmers, assistant coach Joe Dooley, Darnell Jackson, Russell Robinson, head coach Bill Self, Jeremy Case, Rodrick Stewart, assistant coach Danny Manning, assistant coach Kurtis Townsend, video coordinator Brett Ballard, associate director of strength and conditioning Andrea Hudy and graduate assistant coach Michael Lee. Back Row: Brennan Bechard, Sherron Collins, Chase Buford, Brady Morningstar, Brandon Rush, Cole Aldrich, Sasha Kaun, Darrell Arthur, Matt Kleinmann, Conner Teahan, Mario Chalmers, Tyrel Reed and Brad Witherspoon.

Memphis	FG-A	3FG-A	FT-A	RB	A	BK	ST	PF	TP
Robert Dozier*	4-11	1-2	2-3	10	3	1	1	2	11
Joey Dorsey*	3-3	0-0	0-0	2	1	2	1	5	6
Antonio Anderson*	3-9	2-7	1-3	5	1	0	4	3	9
Chris Douglas-Roberts*	7-16	2-5	6-9	1	1	0	1	4	22
Derrick Rose*	7-17	1-6	3-4	6	8	0	2	1	18
Shawn Taggart	1-5	0-1	0-0	3	0	0	1	2	2
Willie Kemp	0-0	0-0	0-0	0	0	0	1	0	0
Pierre Niles	0-0	0-0	0-0	0	0	0	0	0	0
Doneal Mack	0-1	0-1	0-0	0	0	0	0	0	0
Team				1					
Totals	25-62	6-22	12-19	28	14	3	11	17	68

Turnovers: Kansas 17, Memphis 13. Halftime: Kansas 33, Memphis 28. End of regulation: Tied at 63. Officials: Ed Hightower, Edward Corbett, John Cahill. Attendance: 43,257.

2009 CHAMPIONSHIP GAME, APRIL 6 AT DETROIT NORTH CAROLINA 89, MICHIGAN ST. 72

North Carolina	FG-A	3FG-A	FT-A	RB	A	BK	ST	PF	TP
Deon Thompson*	3-8	0-0	3-4	3	0	0	0	4	9
Tyler Hansbrough*	6-14	0-2	6-10	7	2	0	0	3	18
Ty Lawson*	3-10	0-3	15-18	4	6	0	8	0	21
Danny Green*	2-4	2-3	0-0	3	4	0	1	5	6
Wayne Ellington*	7-12	3-3	2-2	4	0	0	0	2	19
Marc Campbell	0-1	0-0	0-0	1	0	0	0	0	0
Bobby Frasor	1-2	0-1	0-0	1	1	0	0	3	2
Larry Drew II	0-1	0-0	0-0	0	0	0	0	0	0
J.B. Tanner	0-0	0-0	0-0	0	0	0	0	0	0
Justin Watts	1-2	0-0	0-0	1	0	0	0	0	2
Ed Davis	5-7	0-0	1-4	8	0	0	0	4	11
Patrick Moody	0-0	0-0	0-0	0	0	0	0	0	0
Mike Copeland	0-0	0-0	0-0	0	0	0	0	0	0
Tyler Zeller	0-0	0-0	1-2	1	0	0	0	1	1
Team				2					
Totals	28-61	5-12	28-40	35	13	0	9	22	89



2009 North Carolina—Front Row (left to right): Video coordinator Eric Hoots, head athletic trainer Chris Hirth, assistant coach C.B. McGrath, head coach Roy Williams, J.B. Tanner, Ty Lawson, Danny Green, Bobby Frasor, Marcus Ginyard, Wayne Ellington, Marc Campbell, assistant coach Joe Holladay, assistant coach Steve Robinson, director of operations Jerod Haase and strength and conditioning coordinator Jonas Sahratian. **Back Row:** Manager Molly Brenner, manager Ryan Riedel, head manager Brandon Rhodes, Patrick Moody, Will Graves, Deon Thompson, Tyler Hansbrough, Tyler Zeller, Ed Davis, Mike Copeland, Jack Wooten, Justin Watts, Larry Drew II, manager Bobby Cooper, manager Zach Lagod and manager Sean Stout.

Michigan St.	FG-A	3FG-A	FT-A	RB	A	BK	ST	PF	TP
Raymar Morgan*	1-2	0-0	2-2	1	0	0	0	5	4
Delvon Roe*	1-1	0-0	0-1	8	0	1	0	3	2
Goran Suton*	7-10	3-4	0-0	11	0	2	0	3	17
Kalin Lucas*	4-12	0-1	6-8	0	7	0	0	2	14
Travis Walton*	0-2	0-0	2-2	1	3	0	0	3	2
Idong Ibok	0-0	0-0	0-0	1	0	0	0	0	0
Chris Allen	0-8	0-7	3-5	1	1	0	0	2	3
Austin Thornton	0-1	0-0	2-2	3	0	0	0	1	2
Durrell Summers	4-10	2-6	3-4	5	2	1	0	1	13
Isaiah Dahlman	1-1	0-0	0-0	1	0	0	0	0	2
Draymond Green	2-2	0-0	3-5	7	0	0	1	3	7
Jon Crandell	0-0	0-0	0-0	0	0	0	0	0	0
Korie Lucious	2-5	2-5	0-0	0	0	0	0	3	6
Tom Herzog	0-0	0-0	0-0	0	0	1	0	0	0
Marquise Gray	0-1	0-0	0-0	1	0	0	0	2	0
Team				2					
Totals	22-55	7-23	21-29	42	13	5	1	28	72

Turnovers: Michigan St. 21, North Carolina 7. Halftime: North Carolina 55, Michigan St. 34. Officials: Tom O'Neill, Curtis Shaw, Tony Greene. Attendance: 72,922.

2010 CHAMPIONSHIP GAME, APRIL 5 AT INDIANAPOLIS

DUKE 61, BUTLER 59

Duke	FG-A	3FG-A	FT-A	RB	A	BK	ST	PF	TP
Kyle Singler*	7-13	3-6	2-2	9	2	2	1	1	19
Lance Thomas*	3-5	0-0	0-0	4	0	0	2	4	6
Brian Zoubek*	3-4	0-0	2-4	10	1	2	0	4	8
Nolan Smith*	5-15	1-5	2-5	3	4	0	0	0	13
Jon Scheyer*	5-12	1-5	4-5	6	5	2	1	3	15
Mason Plumlee	0-0	0-0	0-0	1	0	0	0	0	0
Andre Dawkins	0-1	0-1	0-0	0	0	0	0	0	0
Miles Plumlee	0-2	0-0	0-0	3	0	1	1	2	0
Team				1					
Totals	23-52	5-17	10-16	37	12	7	5	14	61



2010 Duke—Front Row (left to right): Seth Curry, Casey Peters, Nolan Smith, Jordan Davidson, Jon Scheyer, Lance Thomas, Steve Johnson, Todd Zafirovski and Andre Dawkins. **Back Row:** Director of basketball operations Chris Spatola, associate head coach Steve Wojciechowski, assistant head coach Nate James, Kyle Singler, Mason Plumlee, Brian Zoubek, Miles Plumlee, Ryan Kelly, graduate assistant/head team manager Chris Carravell, associate head coach Chris Collins and head coach Mike Krzyzewski.

Butler	FG-A	3FG-A	FT-A	RB	A	BK	ST	PF	TP
Gordon Hayward*	2-11	0-3	8-8	8	1	0	1	1	12
Willie Veasley*	1-9	0-5	0-0	3	3	0	0	2	2
Matt Howard*	3-8	0-0	5-8	4	0	0	0	4	11
Shelvin Mack*	5-14	2-4	0-0	5	2	0	2	1	12
Ronald Nored*	3-8	1-2	0-0	6	1	0	1	3	7
Shawn Vanzant	1-1	0-0	0-0	1	0	0	0	2	2
Zach Hahn	1-1	1-1	0-0	1	0	0	0	1	3
Avery Jukes	4-6	2-3	0-2	4	0	0	0	4	10
Andrew Smith	0-0	0-0	0-0	0	0	0	0	0	0
Team				3					
Totals	20-58	6-18	13-18	35	7	0	4	18	59

Turnovers: Duke 12, Butler 8. Halftime: Duke 33, Butler 32. Officials: John Cahill, Tom Eades, Ted Valentine. Attendance: 70,930.

2011 CHAMPIONSHIP GAME, APRIL 4 AT HOUSTON

UConn 53, Butler 41

Butler	FG-A	3FG-A	FT-A	RB	A	BK	ST	PF	TP
Matt Howard*	1-13	1-6	4-4	6	0	0	1	2	7
Andrew Smith*	2-9	0-0	1-2	9	1	1	1	3	5
Shelvin Mack*	4-15	4-11	1-2	9	1	1	0	1	13
Shawn Vanzant*	2-10	1-5	0-0	8	2	0	3	1	5
Chase Stigall*	3-11	3-9	0-0	2	1	0	1	1	9
Zach Hahn	0-2	0-1	0-0	0	0	0	0	2	0
Ronald Nored	0-2	0-1	2-4	4	0	0	2	4	2
Chrishawn Hopkins	0-0	0-0	0-0	0	0	0	0	1	0
Khyle Marshall	0-2	0-0	0-2	2	0	0	0	2	0
Garrett Butcher	0-0	0-0	0-0	0	0	0	0	0	0
Team				1					
Totals	12-64	9-33	8-14	41	5	2	8	17	41



2011 UConn—Front Row (left to right): Jamal Coombs-McDaniel, Niels Giffey, Jeremy Lamb, Kemba Walker, head coach Jim Calhoun, Donnell Beverly, Shabazz Napier, Kyle Bailey and Benjamin Stewart. **Back Row:** Head manager Jordan Rich, athletic trainer James Doran, graduate assistant Ben Wood, director of administration Glen Miller, Alex Oriakhi, Michael Bradley, Enosch Wolf, Charles Okwandu, Tyler Olander, Roscoe Smith, associate head coach George Blaney, assistant coach Andre LaFleur, assistant coach Kevin Ollie and strength coach Chris West.

UConn	FG-A	3FG-A	FT-A	RB	A	BK	ST	PF	TP
Tyler Olander*	1-3	0-0	0-0	3	1	0	0	1	2
Roscoe Smith*	0-2	0-1	0-0	4	0	4	0	4	0
Alex Oriakhi*	5-6	0-0	1-1	11	0	4	0	2	11
Jeremy Lamb*	4-8	1-2	3-4	7	2	1	1	2	12
Kemba Walker*	5-19	0-4	6-7	9	0	0	1	2	16
Donnell Beverly	1-2	0-0	0-0	0	1	0	0	0	2
Jamal Coombs-McDaniel	0-3	0-1	0-0	2	0	0	0	0	0
Niels Giffey	1-3	0-1	2-2	6	0	0	0	1	4
Shabazz Napier	1-6	0-2	2-2	4	2	0	2	1	4
Charles Okwandu	1-3	0-0	0-0	5	0	1	0	2	2
Team				2					
Totals	19-55	1-11	14-16	53	6	10	4	15	53

Turnovers: UConn 11, Butler 6. Halftime: Butler 22, UConn 19. Officials: John Cahill, Verne Harris, Doug Shows. Attendance: 70,376.

2012 CHAMPIONSHIP GAME, APRIL 2 AT NEW ORLEANS

KENTUCKY 67, KANSAS 59

Kansas	FG-A	3FG-A	FT-A	RB	A	BK	ST	PF	TP
Thomas Robinson*	6-17	0-0	6-7	17	1	0	0	2	18
Jeff Withey*	2-8	0-0	1-1	7	1	4	2	2	5
Tyshawn Taylor*	8-17	1-1	2-3	4	3	0	1	1	19
Elijah Johnson*	5-13	3-7	0-0	2	2	0	1	1	13
Travis Releford*	1-6	1-2	1-2	1	1	0	1	5	4
Conner Teahan	0-1	0-1	0-0	0	1	0	1	1	0
Justin Wesley	0-0	0-0	0-0	0	0	0	0	0	0
Kevin Young	0-0	0-0	0-2	3	0	1	0	4	0
Team				1					
Totals	22-62	5-11	10-15	35	9	5	6	16	59



2012 Kentucky—Front Row (left to right): Assistant coach Kenny Payne, assistant coach Orlando Antigua, Brian Long, Sam Malone, Doron Lamb, Marquis Teague, Ryan Harrow, Jarrod Polson, head coach John Calipari and assistant coach John Robic. **Back Row:** Jon Hood, Michael Kidd-Gilchrist, Terrence Jones, Kyle Wiltjer, Anthony Davis, Eloy Vargas, Darius Miller and Twany Beckham.

Kentucky	FG-A	3FG-A	FT-A	RB	A	BK	ST	PF	TP
Terrence Jones*	4-7	0-1	1-2	7	0	2	1	4	9
Anthony Davis*	1-10	0-0	4-6	16	5	6	3	2	6
Michael Kidd-Gilchrist*	4-7	0-1	3-4	6	1	1	0	2	11
Doron Lamb*	7-12	3-6	5-6	2	3	0	0	2	22
Marquis Teague*	5-14	2-3	2-3	2	3	0	0	2	14
Darius Miller	2-5	1-2	0-0	6	0	2	0	2	5
Eloy Vargas	0-0	0-0	0-0	0	0	0	0	1	0
Kyle Wiltjer	0-1	0-1	0-0	0	0	0	0	0	0
Team				4					
Totals	23-56	6-14	15-21	43	12	11	4	15	67

Turnovers: Kentucky 11, Kansas 9. Halftime: Kentucky 41, Kansas 27. Officials: Verne Harris, Mark Whitehead, Mike Stuart. Attendance: 70,913.

2013 CHAMPIONSHIP GAME, APRIL 8 AT ATLANTA

*LOUISVILLE 82, MICHIGAN 76

Michigan	FG-A	3FG-A	FT-A	RB	A	BK	ST	PF	TP
Glenn Robinson III*	3-4	0-1	6-8	2	2	0	0	1	12
Mitch McGary*	3-6	0-0	0-0	6	1	1	1	4	6
Trey Burke*	7-11	3-5	7-9	4	3	1	0	4	24
Tim Hardaway Jr.*	5-13	0-4	2-4	5	4	0	0	0	12
Nik Stauskas*	1-2	1-2	0-0	2	2	0	1	3	3
Spike Albrecht	6-9	4-5	1-2	1	0	0	0	1	17
Jon Horford	0-0	0-0	0-0	2	0	0	0	1	0
Caris LeVert	0-1	0-1	0-0	3	0	0	1	1	0
Jordan Morgan	0-2	0-0	2-2	1	0	0	0	0	2
Team				1					
Totals	25-48	8-18	18-25	27	12	2	3	15	76

Louisville	FG-A	3FG-A	FT-A	RB	A	BK	ST	PF	TP
Wayne Blackshear*	3-5	2-3	0-0	1	1	0	1	3	8
Chane Behanan*	6-12	0-0	3-4	12	1	0	1	2	15
Gorgui Dieng*	4-6	0-0	0-0	8	6	3	1	4	8
Russ Smith*	3-16	1-6	2-3	1	2	0	0	4	9
Peyton Siva*	6-15	0-2	6-6	6	5	0	4	3	18
Luke Hancock	5-6	5-5	7-10	1	3	0	2	4	22
Tim Henderson	0-0	0-0	0-0	0	0	0	0	1	0
Montrezl Harrell	1-1	0-0	0-0	0	0	0	0	1	2
Stephan Van Treese	0-0	0-0	0-0	2	0	0	0	0	0
Team				1					
Totals	28-61	8-16	18-23	32	18	3	9	22	82

Turnovers: Michigan 12, Louisville 9. Halftime: Michigan 38, Louisville 37. Officials: John Cahill, Tony Greene, John Higgins. Attendance: 74,326.

*Louisville's appearance later vacated by the Committee on Infractions.



2013 Louisville—Front Row (left to right): Director of basketball operations Andre McGee, assistant coach Wyking Jones, Tim Henderson, Wayne Blackshear, Luke Hancock, head coach Rick Pitino, Peyton Siva, Russ Smith, Kevin Ware, assistant coach Kevin Keatts and assistant coach Kareem Richardson. **Middle Row:** Logan Baumann, Chane Behanan, Montrezl Harrell, Mangok Mathiang, Gorgui Dieng, Zach Price, Stephan Van Treese, Angel Nunez, Michael Baffour and Jordan Bond. **Back Row:** Student asst. coach Mike Marra, equipment manager Vinny Tatum, team physician Dr. John Ellis, director of sports medicine Fred Hina, team physician Dr. Chris Pitcock, program assistant Tim Gray, assistant video coordinator William Minardi, strength and conditioning coach Ray Ganong, director of academic services Anthony Wright, director of video operations Doug Davenport and executive assistant Jordan Sucher.

2014 CHAMPIONSHIP GAME, APRIL 7 AT NORTH TEXAS

UConn 60, Kentucky 54

Kentucky	FG-A	3FG-A	FT-A	RB	A	BK	ST	PF	TP
James Young*	5-13	2-5	8-9	7	0	0	0	0	20
Julius Randle*	3-7	0-0	4-7	6	4	1	0	0	10
Dakari Johnson*	2-5	0-0	1-4	4	2	2	1	1	5
Aaron Harrison*	3-7	1-5	0-1	4	0	1	2	2	7
Andrew Harrison*	3-9	2-4	0-0	5	5	1	3	2	8
Marcus Lee	0-0	0-0	0-0	0	0	0	0	1	0
Alex Poythress	2-5	0-2	0-1	5	0	0	0	4	4
Dominique Hawkins	0-0	0-0	0-2	1	0	0	0	0	0
Team				1					
Totals	18-46	5-16	13-24	33	11	5	6	10	54

UConn	FG-A	3FG-A	FT-A	RB	A	BK	ST	PF	TP
Phillip Nolan*	0-3	0-0	0-0	1	0	0	1	4	0
DeAndre Daniels*	4-14	0-4	0-0	6	0	2	0	3	8
Niels Giffey*	3-7	2-4	2-2	5	0	1	0	2	10
Ryan Boatright*	5-6	0-1	4-4	4	3	0	3	2	14
Shabazz Napier*	8-16	4-9	2-2	6	3	0	3	1	22
Terrence Samuel	1-1	0-0	0-0	1	0	0	1	0	2
Lasan Kromah	1-4	0-1	2-2	6	2	0	1	1	4
Amida Brimah	0-2	0-0	0-0	4	0	1	0	4	0
Team				1					
Totals	22-53	6-19	10-10	34	8	4	9	17	60

Turnovers: Kentucky 13, UConn 10. Halftime: UConn 35, Kentucky 31. Officials: Verne Harris; Joe DeRosa; Doug Shows. Attendance: 79,238.



2014 UConn—Front Row (left-right): Lasan Kromah, DeAndre Daniels, Omar Calhoun, Ryan Boatright, Head Coach Kevin Ollie, Shabazz Napier, Niels Giffey, Rodney Purvis, Terrence Samuel. **Back row (left-right):** Head manager Nick Blanco, Graduate Assistant Dave Sevush, Athletic Trainer James Doran, Assistant Coach Karl Hobbs, Patrick Lenehan, Kentan Facey, Tyler Olander, Amida Brimah, Phillip Nolan, Leon Tolksdorf, Tor Watts, Associate Head Coach Glen Miller, Assistant Coach Ricky Moore, Strength & Conditioning Coach Travis Illian.

2015 CHAMPIONSHIP GAME, APRIL 6 AT INDIANAPOLIS

DUKE 68, WISCONSIN 63

Wisconsin	FG-A	3FG-A	FT-A	RB	A	BK	ST	PF	TP
Nigel Hayes*	5-10	3-4	0-2	1	1	0	0	2	13
Sam Dekker*	6-15	0-6	0-0	8	2	0	1	1	12
Frank Kaminsky*	7-16	2-4	5-6	12	2	1	1	1	21
Josh Gasser*	0-1	0-0	0-0	6	3	0	0	3	0
Bronson Koenig*	4-9	1-3	1-2	0	4	0	0	3	10
Traevon Jackson	1-7	0-2	0-0	3	2	0	1	1	2
Duje Dukan	2-3	1-2	0-0	3	0	0	0	4	5
Team				2					
Totals	25-61	7-21	6-10	35	13	1	3	15	63

Duke	FG-A	3FG-A	FT-A	RB	A	BK	ST	PF	TP
Justise Winslow*	3-9	1-2	4-7	9	1	3	1	4	11
Jahlil Okafor*	5-9	0-0	0-1	3	0	0	0	4	10
Quinn Cook*	3-8	0-3	0-0	4	2	0	0	0	6
Tyus Jones*	7-13	2-3	7-7	5	1	0	0	1	23
Matt Jones*	0-1	0-1	0-0	3	0	0	1	0	0
Grayson Allen	5-8	1-2	5-5	2	0	0	1	0	16
Amile Jefferson	1-1	0-0	0-0	7	2	3	1	3	2
Marshall Plumlee	0-2	0-0	0-0	0	0	0	0	1	0
Team				1					
Totals	24-51	4-11	16-20	33	7	6	4	13	68

Turnovers: Wisconsin 5, Duke 5. Halftime: Tied at 31. Officials: Joe DeRosa; Michael Stephens; Pat Driscoll. Attendance: 71,149.



2015 Duke—Front Row (left-right): Graham Vehovec, Ian McKierman, Sean Kelly, Tyus Jones, Quinn Cook, Grayson Allen, Nick Pagliuca, Derek Rhodes, Mike Sotsky. **Second Row (left-right):** Assistant Coach Nate James, Assistant Coach Jon Scheyer, Justise Winslow, Amile Jefferson, Jahlil Okafor, Marshall Plumlee, Sean Obi, Matt Jones, Associate Head Coach Jeff Capel, Head Coach Mike Krzyzewski. **Back row (left-right):** Kenny King, Kevin Cullen, Director of Basketball Operations David Bradley, Will Stephens, Jose Fonseca.

2016 CHAMPIONSHIP GAME, APRIL 4 AT HOUSTON VILLANOVA 77, NORTH CAROLINA 74

Villanova	FG-A	3FG-A	FT-A	RB	A	BK	ST	PF	TP
Kris Jenkins*	6-11	2-4	0-1	2	1	0	2	4	14
Daniel Ochefu*	4-5	0-0	1-2	6	2	2	0	2	9
Jalen Brunson*	1-4	1-2	1-2	1	0	0	0	0	4
Josh Hart*	4-9	1-3	3-4	8	1	1	1	3	12
Ryan Arcidiacono*	6-9	2-3	2-2	2	2	0	1	2	16
Phil Booth	6-7	2-2	6-6	2	0	1	1	0	20
Mikal Bridges	1-1	0-0	0-0	2	0	1	0	4	2
Darryl Reynolds	0-2	0-0	0-0	0	0	0	0	1	0
Team									
Totals	28-48	8-14	13-17	23	6	5	5	16	77

North Carolina	FG-A	3FG-A	FT-A	RB	A	BK	ST	PF	TP
Kennedy Meeks*	1-8	0-0	2-2	7	0	0	1	3	4
Brice Johnson*	6-10	0-0	2-3	8	1	1	0	2	14
Justin Jackson*	3-8	3-4	0-2	4	2	1	1	2	9
Joel Berry II*	7-12	4-4	2-2	3	4	0	0	2	20
Marcus Paige*	7-17	4-7	3-4	5	6	0	1	3	21
Nate Britt	1-4	0-2	0-0	1	0	0	0	1	2
Theo Pinson	0-0	0-0	0-0	0	3	0	0	2	0
Isaiah Hicks	2-4	0-0	0-0	4	0	1	2	4	4
Joel James	0-0	0-0	0-0	1	0	0	0	1	0
Team				3					
Totals	27-63	11-17	9-13	36	16	3	5	20	74

Turnovers: Villanova 10, North Carolina 11. Halftime: North Carolina 39, Villanova 34. Officials: Michael Stephens, John Higgins, Terry Wymer. Attendance: 74,340.



2016 Villanova—Front Row (left-right): Director of Operations George Halcovage; Donte DiVincenzo; Josh Hart; Ryan Arcidiacono; Patrick Farrell; Phil Booth; Henry Lowe; Assistant Coach Ashley Howard. **Back Row (left-right):** Graduate Manager Nick DiPaola; Equipment Director Lionel Brodie; Strength Coach John Shackleton; Head Athletic Trainer Jeff Pierce; Assistant Coach Kyle Neptune; Associate Head Coach Baker Dunleavy; Eric Paschall; Tim Delaney; Kevin Rafferty; Head Coach Jay Wright; Daniel Ochefu; Darryl Reynolds; Mikal Bridges; Kris Jenkins; Special Assistant to the Head Coach Jason Donnelly; Director of Student-Athlete Development Mike Nardi; Graduate Manager Ryan Harkins; Graduate Manager Mickey Mikulski; Graduate Manager Mike Clark.

2017 CHAMPIONSHIP GAME, APRIL 3 AT PHOENIX

NORTH CAROLINA 71, GONZAGA 65

Gonzaga	FG-A	3FG-A	FT-A	RB	A	BK	ST	PF	TP
Przemek Karnowski*	1-8	0-0	7-9	9	0	1	0	4	9
Jordan Mathews*	2-7	2-5	0-1	3	1	0	1	1	6
Josh Perkins*	3-8	3-6	4-5	2	3	0	0	3	13
Johnathan Williams*	4-7	1-3	0-0	5	0	0	0	4	9
Nigel Williams-Goss*	5-17	1-3	4-8	9	6	0	0	3	15
Zach Collins	4-6	0-0	1-1	7	0	3	1	5	9
Silas Melson	1-3	1-2	0-0	0	0	0	0	0	3
Killian Tillie	0-3	0-0	1-2	9	1	1	0	2	1
Team				5					
Totals	20-59	8-19	17-26	49	11	5	2	22	65

North Carolina	FG-A	3FG-A	FT-A	RB	A	BK	ST	PF	TP
Joel Berry II*	7-19	4-13	4-8	3	6	1	2	3	22
Isaiah Hicks*	5-9	0-0	3-5	9	1	2	1	4	13
Justin Jackson*	6-19	0-9	4-5	4	3	2	1	2	16
Kennedy Meeks*	3-5	0-0	1-4	10	0	2	2	4	7
Theo Pinson*	2-9	0-4	2-2	9	2	1	1	2	6
Tony Bradley	2-8	0-0	1-2	7	1	0	0	2	5
Nate Britt	1-3	0-1	0-0	2	2	0	0	2	2
Luke Maye	0-1	0-0	0-0	2	0	0	0	3	0
Seventh Woods	0-0	0-0	0-0	0	0	0	0	0	0
Team									
Totals	26-73	4-27	15-26	46	15	8	7	22	71



2017 North Carolina—Front Row (left-right): Head Manager Chase Bengel, Director of Player Development Eric Hoots, Head Athletics Trainer Doug Halverson, Assistant Coach C.B. McGrath, Head Coach Roy Williams, Seventh Woods, Kenny Williams, Joel Berry II, Nate Britt, Stilman White, Theo Pinson, Brandon Robinson, Assistant Coach Steve Robinson, Assistant Coach Hubert Davis, Director of Operations Brad Frederick, Strength & Conditioning Coordinator Jonas Sahratian, Director of Player Personnel Sean May. **Back row (left-right):** Manager Emily Brickner, Manager John Bumgarner, Shea Rush, Justin Jackson, Kennedy Meeks, Tony Bradley, Isaiah Hicks, Luke Maye, Aaron Rohlman, Kanler Coker, Manager Tyler Hagan, Manager Forrest Reynolds, Manager Maria Vanderford.

Turnovers: Gonzaga 14, North Carolina 4. Halftime: Gonzaga 35, North Carolina 32. Officials: Michael Stephens; Verne Harris; Mike Eades. Attendance: 76,168.

2018 CHAMPIONSHIP GAME, APRIL 2 AT SAN ANTONIO

VILLANOVA 79, MICHIGAN 62

Michigan	FG-A	3FG-A	FT-A	RB	A	BK	ST	PF	TP
Muhammad-Ali Abdur-Rahkman*	8-13	2-7	5-6	1	0	0	0	2	23
Isaiah Livers*	0-2	0-2	0-0	4	0	0	1	1	0
Charles Matthews*	3-9	0-2	0-4	3	1	1	2	5	6
Zavier Simpson*	4-8	0-2	2-3	3	2	0	1	4	10
Moritz Wagner*	6-11	1-4	3-4	7	1	0	0	4	16
Eli Brooks	0-0	0-0	0-0	1	0	0	0	0	0
Jordan Poole	1-5	0-2	1-1	1	1	0	1	2	3
Duncan Robinson	0-3	0-3	0-0	1	0	0	1	3	0
Jaaron Simmons	0-0	0-0	0-0	0	0	0	0	1	0
Jon Teske	1-2	0-0	0-0	3	1	0	0	1	2
Ibi Watson	1-2	0-1	0-0	2	0	0	0	0	2
Team				1					
Totals	24-55	3-23	11-18	27	6	1	6	20	62

Villanova	FG-A	3FG-A	FT-A	RB	A	BK	ST	PF	TP
Phil Booth*	1-4	0-3	0-0	2	0	0	1	4	2
Mikal Bridges*	7-12	3-7	2-2	4	1	0	1	2	19
Jalen Brunson*	4-13	1-5	0-0	2	2	0	2	4	9
Eric Paschall*	2-5	1-3	1-2	8	0	1	0	4	6
Omari Spellman*	3-8	0-2	2-2	11	0	0	0	3	8
Dhamir Cosby-Roundtree	0-0	0-0	0-0	1	0	0	0	0	0
Donte DiVincenzo	10-15	5-7	6-10	5	3	2	0	1	31
Collin Gillespie	0-0	0-0	4-4	5	1	0	1	0	4
Team									
Totals	27-57	10-27	15-20	38	7	3	5	18	79



2018 Villanova—Front Row (left-right): Video Coordinator Mike Clark, Denny Grace, Matt Kennedy, Collin Gillespie, Phil Booth, Jalen Brunson, Tom Leibig, Peyton Heck, Assistant Coach Ashley Howard. **Back Row (left-right):** Assistant Coach George Halcovage, Head Athletic Trainer Jeff Pierce, Director of Basketball Operations Mike Nardi, Donte DiVincenzo, Eric Paschall, Tim Delaney, Dhamir Cosby-Roundtree, Head Coach Jay Wright, Dylan Painter, Omari Spellman, Mikal Bridges, Jermaine Samuels, Assistant Coach Kyle Neptune, Strength Coach John Shackleton.

Turnovers: Villanova 12, Michigan 10. Halftime: Villanova 37, Michigan 28. Officials: Doug Simmons; Terry Wymer; Jeff Anderson. Attendance: 67,831.

2019 CHAMPIONSHIP GAME, APRIL 8 AT MINNEAPOLIS VIRGINIA 85, TEXAS TECH 77 (OT)

Texas Tech	FG-A	3FG-A	FT-A	RB	A	BK	ST	PF	TP
Davide Moretti*	5-10	3-6	2-2	2	0	0	2	3	15
Jarrett Culver*	5-22	0-6	5-6	9	5	1	2	3	15
Matt Mooney*	4-9	2-6	0-0	1	3	0	2	3	10
Norensé Odiase*	1-1	0-0	3-3	6	0	1	0	2	5
Tariq Owens*	1-3	0-1	1-2	5	0	1	0	5	3
Brandone Francis	7-12	3-7	0-0	4	0	0	0	1	17
Deshawn Corprew	0-1	0-1	0-0	0	0	0	0	1	0
Kyler Edwards	4-5	2-3	2-2	3	1	0	0	0	12
Team				2					
Totals	27-63	10-30	13-15	32	9	3	6	18	77

Virginia	FG-A	3FG-A	FT-A	RB	A	BK	ST	PF	TP
De'Andre Hunter*	8-16	4-5	7-9	9	1	0	1	1	27
Kiheï Clark*	1-2	1-1	0-0	2	4	0	0	2	3
Kyle Guy*	8-15	4-9	4-4	3	0	0	1	3	24
Mamadi Diakite*	2-4	0-1	5-6	7	0	2	1	3	9
Ty Jerome*	6-16	2-6	2-2	6	8	0	1	1	16
Braxton Key	2-5	0-1	2-2	10	2	1	0	3	6
Jack Salt	0-0	0-0	0-0	1	0	0	0	1	0
Jay Huff	0-1	0-1	0-0	0	0	0	0	1	0
Team				1					
Totals	27-59	11-24	20-23	39	15	3	4	15	85

Turnovers: Virginia 11, Texas Tech 8. Halftime: Virginia 32, Texas Tech 29. Officials: Ron Groover; Terry Wymer; Michael Stephens. Attendance: 72,062.



2019 Virginia—Front Row (left-right): Director of Player Personnel Johnny Carpenter, Strength and Conditioning Coach Mike Curtis, Assistant Coach Orlando Vandross, Assistant Coach Brad Soderberg, Head Coach Tony Bennett, Associate Head Coach Jason Williford, Assistant Coach Kyle Getter, Director of Scouting/Recruiting Larry Mangino, Athletic Trainer Ethan Saliba. **Middle Row (left-right):** Associate AD for Basketball Administration/Operations Ronnie Wideman, Kyle Guy, Ty Jerome, De'Andre Hunter, Jack Salt, Mamadi Diakite, Braxton Key, Marco Anthony, Director of Academics for Men's Basketball T.J. Grams. **Back Row (left-right):** Student Manager Faris Wasin, Student Manager Ben Buell, Kody Statmann, Francesco Badocchi, Jay Huff, Francisco Caffaro, Austin Katstra, Jayden Nixon, Kihei Clark, Student Manager Justin Maxey.

2021 CHAMPIONSHIP GAME, APRIL 5 AT INDIANAPOLIS BAYLOR 86, GONZAGA 70

Baylor	FG-A	3FG-A	FT-A	RB	A	BK	ST	PF	TP
Davion Mitchell*	6-15	1-4	2-2	6	5	1	1	1	15
Flo Thamba*	0-3	0-0	3-4	6	0	1	0	5	3
Jared Butler*	6-14	4-9	6-6	3	7	0	0	3	22
MaCio Teague*	8-15	2-3	1-2	2	0	1	0	0	19
Mark Vital*	3-7	0-1	0-0	11	2	1	2	3	6
Adam Flagler	3-6	3-4	4-4	2	2	0	1	2	13
Jackson Moffatt	0-0	0-0	0-0	0	0	0	0	0	0
Jonathan Tchamwa Tchatchoua	3-4	0-0	0-0	2	1	0	2	4	6
Jordan Turner	0-0	0-0	0-0	0	0	0	0	0	0
LJ Cryer	0-1	0-1	0-0	0	0	0	0	0	0
Mark Paterson	0-0	0-0	0-0	0	0	0	1	0	0
Matthew Mayer	1-2	0-1	0-0	2	1	0	1	1	2
Zach Loveday	0-0	0-0	0-0	0	0	1	0	0	0
Totals	30-67	10-23	16-18	38	18	5	8	19	86

Gonzaga	FG-A	3FG-A	FT-A	RB	A	BK	ST	PF	TP
Andrew Nembhard*	2-5	0-3	5-8	4	4	0	0	4	9
Corey Kispert*	5-12	2-7	0-0	3	2	1	1	3	12
Drew Timme*	5-7	0-0	2-2	3	2	1	1	3	12
Jalen Suggs*	8-15	2-5	4-6	1	3	0	2	3	22
Joel Ayayi*	3-5	0-1	2-3	2	1	0	0	0	8
Aaron Cook	0-0	0-0	0-0	2	2	0	0	0	0
Anton Watson	1-3	0-0	2-2	0	1	0	1	3	4
Ben Gregg	0-0	0-0	0-0	0	0	0	0	0	0
Dominick Harris	0-1	0-0	0-0	0	0	0	0	0	0
Julian Strawther	1-1	1-1	0-0	0	0	0	0	0	3
Totals	25-49	5-17	15-21	22	16	3	4	17	70

Turnovers: Gonzaga 14, Baylor 9. Halftime: Baylor 47, Gonzaga 37. Officials: Keith Kimble, Bo Boroski, Randy McCall. Attendance: 7,923.



2021 Baylor—Front Row (left-right): Mark Paterson, Zach Loveday, LJ Cryer, Jonathan Tchamwa Tchatchoua, Davion Mitchell, Matthew Mayer, Mark Vital, Jared Butler, MaCio Teague, Adam Flagler, Tristan Clark, Jordan Turner, Flo Thamba, Dain Dainja, Jackson Moffatt. **Not pictured:** Head Coach Scott Drew, Associate Head Coach Jerome Tang, Assistant Coach Alvin Brooks III, Assistant Coach John Jakus, Director of Player Development Jared Nuness, Special Assistant Bill Peterson, Director of Basketball Operations Aditya Malhotra, Director of Video Operations Ty Beard.

2022 CHAMPIONSHIP GAME, APRIL 4 AT NEW ORLEANS KANSAS 72, NORTH CAROLINA 69

North Carolina	FG-A	3FG-A	FT-A	RB	A	BK	ST	PF	TP
Armando Bacot*	3-13	0-0	9-13	15	2	1	1	3	15
Brady Manek*	4-8	3-6	2-2	13	0	4	0	3	13
Caleb Love*	5-24	1-8	2-2	3	2	1	0	2	13
Leaky Black*	1-2	0-1	0-0	0	2	0	0	4	2
RJ Davis*	5-17	0-5	5-5	12	2	0	0	0	15
Justin McKoy	0-0	0-0	0-0	0-0	0	0	0	0	0
Puff Johnson	5-9	1-3	0-0	6	1	0	0	1	11
Team				6					
Totals	23-73	5-23	18-22	55	9	6	2	13	69

Kansas	FG-A	3FG-A	FT-A	RB	A	BK	ST	PF	TP
Christian Braun*	6-14	0-1	0-0	12	3	0	0	3	12
Dajuan Harris*	1-5	0-1	0-0	0	3	1	3	0	2
David McCormack*	7-15	0-0	1-2	10	0	1	1	4	15
Jalen Wilson*	5-13	1-5	4-4	4	2	1	0	1	15
Ochai Agbaji*	4-9	1-4	3-8	3	1	1	1	1	12
Jalen Coleman-Lands	0-0	0-0	0-0	1	0	0	0	0	0
KJ Adams, Jr.	0-0	0-0	0-0	0	0	0	0	1	0
Mitch Lightfoot	1-1	0-0	0-0	1	1	0	0	4	2
Remy Martin	5-9	4-6	0-0	3	1	1	1	2	14
Team				1					
Totals	29-66	6-17	8-14	35	11	5	6	16	72

Turnovers: North Carolina 13, Kansas 9. Halftime: North Carolina 40, Kansas 25. Officials: Ron Groover; Terry Oglesby, Jeff Anderson. Attendance: 69,423.



2022 Kansas—Front Row (left-right): Manager Thomas Boardman, Manager Carson Linnes, Manager David Gunnigle, Manager Justin Dickerson, Manager Patgrick Cassidy, Manager Andrew Korta. **Middle Row (left-right):** Associate Director of Sports Medicine Bill Cowgill, Assistant Coach Jeremy Case, Assistant Coach Norm Roberts, Remy Martin, Jalen Coleman-Lands, Cam Martin, David McCormack, Head Coach Bill Self, Mitch Lightfoot, Ochai Agbaji, Chris Teahan, Assistant Coach Kurtis Townsend, Director of Basketball Operations Fred Quartlebaum, Director of Student-Athlete Development Brennan Bechard, Video Coordinator Brady Morningstar. **Back Row (left-right):** Trainer Samantha Thomas, Head Manager Jaden Gard, Joseph Yesufu, Dajuan Harris Jr., Kyle Cuffe Jr., Christian Braun, Jalen Wilson, Zach Clemence, KJ Adams Jr., Dillon Wilhite, Michael Jankovich, Charlie McCarthy, Bobby Pettiford, Director of Sports Performance Dr. Ramsey Nijem.