

# **DIVISION III MEN'S LACROSSE CHAMPIONSHIPS RECORDS BOOK**

<b>2021 Results</b> .....	<b>2</b>
<b>History</b> .....	<b>3</b>
<b>All-Time Results</b> .....	<b>8</b>
<b>Individual Leaders</b> .....	<b>12</b>
<b>Team Leaders</b> .....	<b>14</b>
<b>Overtime Games</b> .....	<b>16</b>



# 2021 RESULTS

---

## FIRST ROUND

[Hope 22, Benedictine \(IL\) 17](#)  
[Ill. Wesleyan 30, Northwestern-St. Paul 8](#)  
[SUNY Cortland 24, UMass Boston 6](#)  
[Colorado Col. 20, Transylvania 12](#)  
[Centre 12, Denison 11](#)  
[Stevenson 15, Kean 9](#)  
[Salisbury 30, SUNY Poly 3](#)  
[Cabrini 21, Grove City 11](#)  
[Tufts 16, Babson 7](#)  
[St. John Fisher 21, SUNY Maritime 6](#)  
[York \(PA\) 21, Lasell 6](#)  
[John Carroll 9, Franklin & Marshall 16](#)  
[Lynchburg 26, Pfeiffer 11](#)  
[Stevens 17, Catholic 12](#)  
[Chris. Newport, Endicott](#)

## SECOND ROUND

[Ill. Wesleyan 18, Hope 14](#)  
[RIT 25, SUNY Cortland 6](#)  
[Tufts 19, St. John Fisher 15](#)  
[Lynchburg 14, Stevens 8](#)  
[York \(PA\) 13, Franklin & Marshall 9](#)  
[Chris. Newport 10, Stevenson 5](#)  
[Salisbury 16, Cabrini 5](#)  
[Colorado Col. 19, Centre 6](#)

## QUARTERFINALS

[Tufts 17, York \(PA\) 7](#)  
[RIT 19, Colorado Col. 13](#)  
[Chris. Newport 12, Lynchburg 11 \(OT\)](#)  
[Salisbury 30, Ill. Wesleyan 5](#)

## SEMIFINALS

[RIT 18, Tufts 16](#)  
[Salisbury 18, Chris. Newport 8](#)

## CHAMPIONSHIP

[RIT 15, Salisbury 14 \(2OT\)](#)

# HISTORY

## RESULTS

Year	Champion (Record)	Coach	Score	Runner-Up	Host or Site	Final Game Paid Attend.	Total Paid Attend.
1980	Hobart (12-2)	Dave Urick	11-8	SUNY Cortland	Hobart	4,855	8,901
1981	Hobart (12-3)	Dave Urick	10-8	SUNY Cortland	Hobart	3,840	6,364
1982	Hobart (11-3)	Dave Urick	9-8 (OT)	Washington Col.	Hobart	2,124	4,813
1983	Hobart (13-2)	Dave Urick	13-9	Roanoke	Hobart	2,874	6,394
1984	Hobart (9-4)	Dave Urick	12-5	Washington Col.	Hobart	3,210	6,692
1985	Hobart (11-3)	Dave Urick	15-8	Washington Col.	Washington Col.	2,640	6,446
1986	Hobart (15-1)	Dave Urick	13-10	Washington Col.	Hobart	3,581	9,105
1987	Hobart (10-4)	Dave Urick	9-5	Ohio Wesleyan	Hobart	4,205	10,264
1988	Hobart (14-4)	Dave Urick	18-9	Ohio Wesleyan	Ohio Wesleyan	2,742	8,956
1989	Hobart (15-4)	Dave Urick	11-8	Ohio Wesleyan	Hobart	5,200	7,979
1990	Hobart (15-1)	B.J. O'Hara	18-6	Washington Col.	Hobart	3,857	7,453
1991	Hobart (8-6)	B.J. O'Hara	12-11	Salisbury	Salisbury	3,417	9,256
1992	Nazareth (14-1)	Scott Nelson	22-11	Roanoke	Penn	6,741	16,026
1993	Hobart (11-3)	B.J. O'Hara	16-10	Ohio Wesleyan	Maryland	9,597	19,964
1994	Salisbury (16-0)	Jim Berkman	15-9	Hobart	Maryland	12,142	20,879
1995	Salisbury (17-0)	Jim Berkman	22-13	Nazareth	Maryland	15,768	20,624
1996	Nazareth (15-0)	Scott Nelson	11-10 (OT)	Washington Col.	Maryland	18,586	24,390
1997	Nazareth (13-3)	Scott Nelson	15-14 (OT)	Washington Col.	Maryland	18,086	23,725
1998	Washington Col. (14-4)	John Haus	16-10	Nazareth	Rutgers	14,609	21,208
1999	Salisbury (18-1)	Jim Berkman	13-6	Middlebury	Maryland	17,418	24,547
2000	Middlebury (15-1)	Erin Quinn	16-12	Salisbury	Maryland	17,431	24,643
2001	Middlebury (17-1)	Erin Quinn	15-10	Gettysburg	Rutgers	14,417	21,584
2002	Middlebury (18-1)	Erin Quinn	14-9	Gettysburg	Rutgers	14,411	20,752
2003	Salisbury (19-1)	Jim Berkman	14-13 (OT)	Middlebury	Baltimore	15,417	23,000
2004	Salisbury (20-0)	Jim Berkman	13-9	Nazareth	Baltimore	19,202	26,918
2005	Salisbury (20-0)	Jim Berkman	11-10	Middlebury	Philadelphia	20,803	32,792
2006	SUNY Cortland (18-3)	Rich Barnes	13-12 (OT)	Salisbury	Philadelphia	23,990	34,413
2007	Salisbury (23-0)	Jim Berkman	15-9	SUNY Cortland	Baltimore	22,778	35,364
2008	Salisbury (22-0)	Jim Berkman	19-13	SUNY Cortland	Foxborough, Mass.	24,317	35,874
2009	SUNY Cortland (19-2)	Steve Beville	9-7	Gettysburg	Foxborough, Mass.	24,072	38,785
2010	Tufts (20-1)	Mike Daly	9-6	Salisbury	Baltimore	20,734	35,736
2011	Salisbury (21-1)	Jim Berkman	19-7	Tufts	Baltimore	18,086	33,737
2012	Salisbury (23-0)	Jim Berkman	14-10	SUNY Cortland	Foxborough, Mass.	17,005	30,900
2013	Stevenson (22-2)	Paul Cantabene	16-14	RIT	Philadelphia	22,511	34,111
2014	Tufts (21-2)	Mike Daly	12-9	Salisbury	Baltimore	22,219	30,256
2015	Tufts (21-2)	Mike Daly	19-11	Lynchburg	Philadelphia	19,559	36,554
2016	Salisbury (23-1)	Jim Berkman	14-13	Tufts	Philadelphia	23,015	37,009
2017	Salisbury (22-1)	Jim Berkman	15-7	RIT	Foxborough, Mass.	31,560-	45,588
2018	Wesleyan (CT) (19-3)	John Raba	8-6	Salisbury	Foxborough, Mass.	21,198	21,198
2019	Cabrini (22-2)	Steve Colfer	16-12	Amherst	Philadelphia	18,702	34,524
2020*	--	--	--	--	--	--	--
2021	RIT	Jake Coon	14-0	Salisbury	East Hartford, CT	5,815	12,308

Note: No third-place game is held; teams losing in the semifinals are credited with a third-place finish.

## TEAM CHAMPIONSHIPS

Hobart	13
Salisbury	12
Middlebury	3
Nazareth	3
Tufts	3
SUNY Cortland	2
Cabrini	1
RIT	1
Stevenson	1

Washington Col.	1
Wesleyan (CT)	1

## TOURNAMENT SCORING LEADER

Year	Player, School	Points
1980	Scott Petosa, Hobart	17
1981	Mark Koetzner, SUNY Cortland	23
1982	Paul Hooper, Washington Col.	17
1983	Tom Grimaldi, Hobart	19
1984	Tom Grimaldi, Hobart	13
1985	Marc Van Arsdale, Hobart	19
1986	Ray Gilliam, Hobart; Bruce Yancey, Washington Col.	15
1987	Ray Gilliam, Hobart	16
1988	Bill Miller, Hobart	23
1989	Bill Coons, Nazareth	14
1990	Lance Savage and Jeff Tambroni, Hobart	17
1991	Rich Franz, Ohio Wesleyan	19
1992	Marty Kelly, Nazareth	20
1993	Cabell Maddux, Hobart	19
1994	Cabell Maddux, Hobart	20
1995	Jason Coffman, Salisbury	21
1996	Bart Jaeger, Washington Col.	13
1997	Adam Bond, Washington Col.	15
1998	Andy Lopatin, Washington Col.	17
1999	Adam Pascal, Middlebury	24
2000	Colin Dougherty, Wash. & Lee; Holt Hopkins, Middlebury	18
2001	David Seeley, Middlebury	18
2002	Zach Herbert, Middlebury	19
2003	Josh Bergey, Salisbury	29
2004	Andy Arnold, Salisbury	15
2005	Chris Phillips, Salisbury	16
2006	Glenn Adams, Wesleyan (CT); Kyle Lambert, SUNY Cortland	15
2007	Eric Bishop, Salisbury	24
2008	Kylor Berkman, Salisbury	19
2009	Jake Beebe, Springfield	17
2010	D.J. Hessler, Tufts	19
2011	Iric Bressler, RIT	20
2012	Sam Bradman, Salisbury	19
2013	Eddie Kiesa, RIT	21
2014	Cole Bailey; Beau Wood, Tufts	22
2015	John Uppgren, Tufts	30
2016	John Uppgren, Tufts	29
2017	Nathan Blondino, Salisbury	29
2018	Kyle Killen, RIT	21
2019	Jordan Krug, Cabrini	29
2020*	--	
2021	Jarrett Bromwell, Salisbury	21

## MOST OUTSTANDING PLAYER

Year	Player/Position	School	Year	Player/Position	School
1980	Mark Darcangelo/Attack	Hobart	2000	David Seeley/Attack	Middlebury
1981	Bill Sipperly/Midfield	Hobart	2001	Holt Hopkins/Attack	Middlebury
1982	Larry Grimaldi/Midfield	Hobart	2002	Zach Herbert/Attack	Middlebury
1983	Marc Van Arsdale/Attack	Hobart	2003	Josh Bergey/Attack	Salisbury
1984	Chuck Warren/Goalie	Hobart	2004	Alex Civalier/Goalie	Nazareth
1985	Marc Van Arsdale/Attack	Hobart	2005	Dan Korpon/Goalie	Salisbury
1986	Larry Boehm/Goalie	Washington Col.	2006	Mike Felice/Attack	SUNY Cortland
1987	Shawn Trell/Goalie	Hobart	2007	Matt Hickman/Attack	Salisbury
1988	Tom Gravante/Attack	Hobart	2008	Kylor Berkman/Midfield	Salisbury
1989	Matt Kerwick/Midfield	Hobart	2009	Brandon Misiaszek/Midfield	SUNY Cortland
1990	Jeff Tambroni/Attack	Hobart	2010	D.J. Hessler/Attack	Tufts
1991	Tim DeLoe/Attack	Hobart	2011	Sam Bradman/Midfield	Salisbury
1992	Ronnie Davis/Midfield	Nazareth	2012	Sam Bradman/Midfield	Salisbury
1993	Cabell Maddux/Attack	Hobart	2013	Mark Pannenton/Attack	RIT
1994	Erik Miller/Goalie	Salisbury	2014	Cole Bailey/Attack	Tufts
1995	Sean Radebaugh/Attack	Salisbury	2015	Justin Helfrich/Midfield	Tufts
1996	Ben Wineburg /Goalie	Nazareth	2016	Colin Reymann/Goalie	Salisbury
1997	Trent Brown/Attack	Nazareth	2017	Colin Reymann/Goalie	Salisbury
1998	Andy Lopatin/Attack	Washington Col.	2018	Harry Stanton/Attack	Wesleyan (CT)
1999	Brian Smith/Attack	Salisbury	2019	Kyle Tucker/Attack	Cabrini
			2020*		
			2021	Quinn Commandant/Attack	RIT

## INDIVIDUAL RECORDS

### GOALS, GAME

12—Pat Coll, Merchant Marine (22) vs. JWU (Providence) (15), 5-8-18.

### GOALS, TOURNAMENT

21—Jarrett Bromwell, Salisbury (5 vs. SUNY POLY, 7 vs. Cabrini, 2 vs. Wesleyan, 4 vs. Chris. Newport, 3 vs. RIT), 2021; (5 Austin Stewart, Lynchburg (5 vs. Sewanee, 8 vs. Aurora, 2 vs. Salisbury, 4 vs. Gettysburg, 2 vs. Tufts), 2015; Zach Richman (5 vs. Emmanuel (MA), 5 vs. SUNY Cortland, 4 vs. Ithaca, 5 vs. St. Lawrence, 2 vs. Salisbury), 2016; Harry Stanton, Wesleyan (CT) (5 vs. New England Col., 6 vs. Tufts, 5 vs. Bates, 5 vs. RIT), 2017.

### GOALS, CAREER

51—John Uppgren, Tufts (18 games), 2013-16.

### ASSISTS, GAME

10—Quinn Moroney, Amherst (20) vs. Castleton (4), 5-6-2015.

### ASSISTS, TOURNAMENT

20—Liam Rooney, Denison (5 vs. Carthage, 7 vs. Ill. Wesleyan, 5 vs. Lynchburg, 3 vs. Salisbury), 2017.

### POINTS, GAME

13—Matt Chlastawa, Bates (9 goals, 4 assists) vs. Amherst, 5-13-17.

### POINTS, TOURNAMENT

30—John Uppgren, Tufts (2-4 vs. Emmanuel

(MA), 4-2 vs. Bates, 3-1 vs. Amherst, 5-1 vs. RIT, 4-4 vs. Lynchburg), 2015.

### SAVES, GAME

32—Jake Coon, Nazareth (14) vs. Middlebury (7), 5-9-98.

### SAVES, TOURNAMENT

73—Jake Coon, Nazareth (32 vs. Middlebury, 26 vs. Ohio Wesleyan, 15 vs. Washington Col.), 1998.

## TEAM RECORDS

### GOALS, GAME

37—Hobart vs. MIT (1), 5-14-80.

### FEWEST GOALS, GAME

1—MIT vs. Hobart (37), 5-14-80; Roanoke vs. Hobart (29), 5-7-86; Clarkson vs. SUNY Cortland (9), 5-8-2002; Cabrini vs. Salisbury (16), 5-10-2003; Widener vs. Springfield (7), 5-12-2010; Morrisville St. vs York (PA) (12), 5-10-17; Huntingdon vs. Rhodes (14), 5-9-18.

### GOALS, BOTH TEAMS

40—Bates (26) vs. Amherst (14), 5-13-17

### GOALS, TOURNAMENT

99—Tufts (25 vs. Emmanuel (MA), 19 vs. SUNY Cortland, 19 vs. Ithaca, 23 vs. St. Lawrence, 14 vs. Salisbury), 2016.

### ASSISTS, GAME

26—RIT (26) vs. New England Col. (3), 5-9-18.

### ASSISTS, TOURNAMENT

67—RIT, 5 games, 2017.

### SHOTS, GAME

106—Hobart (37) vs. MIT (1), 5-14-80.

### SHOTS, BOTH TEAMS

132—Tufts (75) vs. Keene St. (57), 5-10-17

### SHOTS, TOURNAMENT

275—Tufts (61 vs. Emmanuel (MA), 54 vs. Bates, 50 vs. Amherst, 51 vs. RIT, 59 vs. Lynchburg), 2015.

## WON-LOST RECORDS IN TOURNAMENT PLAY

Team (Years Participated)	Yrs.	Won	Lost	Pct.	1st	2nd	3rd
Adrian (2011-12-13-14)	4	1	4	.200	0	0	0
Albion (2015-16-17-18)	4	1	4	.200	0	0	0
Alfred (1990-92-93-94-97)	5	0	5	.000	0	0	0
Amherst (2011-14-15-16-17-18-19)	7	13	7	.650	0	1	0
Augustana (IL) (2015)	1	0	1	.000	0	0	0
Aurora (2013-14-15-16-17-18)	6	4	6	.400	0	0	0
Babson	1	0	1	.000	0	0	0
Bates (2015-17)	2	3	2	.600	0	0	0
Birmingham-So. (2012)	1	0	1	.000	0	0	0
Bowdoin (2008-12)	2	2	2	.500	0	0	0
Cabrini (2002-03-04-05-06-07-08-09-10-11-12-13-14-15-16-17-18-19-21)	19	19	18	.514	1	0	0
Carthage (2015-16-17)	3	0	3	.000	0	0	0
Castleton (2010-11-13-15)	4	0	4	.000	0	0	0
Catholic (2015-16-21)	3	0	3	.000	0	0	0
Centre (2013-14-21)	3	1	3	.250	0	0	0
Chris. Newport (2013-18-21)	3	3	3	.500	0	0	1
Clarkson (1991-92-2002-04)	4	0	4	.000	0	0	0
Colorado Col. (2011-13-14-15-16-17-18-21)	8	3	8	.272	0	0	0
Concordia Wisconsin (2019)	1	0	1	.000	0	0	0
Connecticut Col. (2010-12)	2	0	2	.000	0	0	0
Denison (1982-84-85-86-88-89-94-96-97-98-99-2000-01-05-06-07-08-09-10-11-12-14-16-17-18-19-21)	26	21	26	.447	0	0	3
DeSales (2019)	1	0	1	.000	0	0	0
Dickinson (2010-11-12-13-18)	5	6	5	.545	0	0	0
Eastern (2012-14-15-16-18)	5	0	5	.000	0	0	0
Eastern Conn. St. (2001-02-03-04-06-09-12-13)	8	1	8	.111	0	0	0
Elizabethtown (2017-18-19)	3	1	3	.250	0	0	0
Emmanuel (MA) (2014-15-16)	3	0	3	.000	0	0	0
Endicott (2001-04-05-06-07-10-11-14-15-17-21)	11	5	10	.333	0	0	0
FDU-Florham (1981-2009)	2	0	2	.000	0	0	0
Frank. & Marsh. (1988-90-95-2003-17-19-21)	7	4	7	.400	0	0	1
Gettysburg (1989-91-92-93-94-95-96-97-98-99-2000-01-02-04-05-06-07-08-09-10-11-12-15-16-18-19)	26	31	26	.544	0	3	8
Gordon (2003)	1	0	1	.000	0	0	0
Goucher (2010-12)	2	1	2	.333	0	0	0
Grove City (2019-21)	2	0	2	.000	0	0	0
Hamilton (2003)	1	1	1	.500	0	0	0
Hampden-Sydney (1982-89-95-98-99-2001-02-03-17)	9	3	9	.250	0	0	0
Hartwick (1995)	1	0	1	.000	0	0	0
Haverford (2008-09-10)	3	1	3	.250	0	0	0
Hobart (1980-81-82-83-84-85-86-87-88-89-90-91-92-93-94)	15	42	2	.955	13	1	1
Hope (2019-21)	2	0	2	.000	0	0	0
Huntingdon (2018)	1	0	1	.000	0	0	0
Ill. Wesleyan (2017-18-19-21)	4	2	4	.333	0	0	0
Ithaca (1980-83-91-92-98-2001-02-07-08-14-16-18)	12	12	12	.500	0	0	4
John Carroll (2016-17-18-19-21)	5	2	5	.285	0	0	0
JWU (Providence) (2018)	1	0	1	.000	0	0	0
Kean (2008-21)	2	0	2	.000	0	0	0
Keene St. (2005-07-10-11-14-15-16-17-18-19)	10	2	10	.167	0	0	0
Kenyon (2000-06-08-12)	4	0	4	.000	0	0	0
Keuka (2014)	1	0	1	.000	0	0	0
Lasell (2017-21)	2	0	2	.000	0	0	0
Lynchburg (1999-2003-05-06-08-12-13-14-15-16-17-18-19-21)	14	13	14	.518	0	1	0
Mary Washington (2014)	1	0	1	.000	0	0	0
Merchant Marine (2007-09-18)	3	1	3	.250	0	0	0
Messiah (2001-04)	2	0	2	.000	0	0	0
Middlebury (1996-98-99-2000-01-02-03-04-05-06-07-08-09-10-11-15-16)	17	33	14	.702	3	3	2
Misericordia (2017)	1	1	1	.500	0	0	0
MIT (1980)	1	0	1	.000	0	0	0
Montclair St. (2009-10-11-12-13-14-15-16-17)	9	1	9	.100	0	0	0
Morrisville St. (2015-16-17-18-19)	5	1	5	.167	0	0	0
Mount Ida (2007-08-09-12)	4	0	4	.000	0	0	0
Nazareth (1988-89-91-92-93-94-95-96-97-98-99-2000-01-03-04-05-07-09-11-13-15-17)	22	27	19	.587	3	3	7
New England Col. (2000-02-12-14-16-17-18-19)	8	2	8	.200	0	0	0

Team (Years Participated)	Yrs.	Won	Lost	Pct.	1st	2nd	3rd
Norwich (2013-19)	2	0	2	.000	0	0	0
Ohio Wesleyan (1980-81-83-85-86-87-88-89-90-91-93-95-96-97-98-99-2000-03-05-06-07-08-09-10-11-12-13-15-18)	29	22	29	.431	0	4	8
Otterbein (2013-14-15)	3	0	3	.000	0	0	0
Pfeiffer (2021)	1	0	1	.000	0	0	0
Piedmont (2019)	1	0	1	.000	0	0	0
Plattsburgh St. (2017)	1	0	1	.000	0	0	0
Rensselaer (2000-01-10-16)	4	1	4	.200	0	0	0
Rhodes (2018-19)	2	2	2	.500	0	0	0
RIT (1983-84-85-86-87-90-94-95-99-2000-06-10-11-12-13-14-15-16-17-18-19-21)	22	33	21	.611	1	2	8
Roanoke (1981-82-83-85-86-87-88-92-96-97-98-2005-06-07-09-10-11-13-15-18)	20	17	20	.459	0	2	5
Salisbury (1980-81-82-83-84-86-89-90-91-92-93-94-95-96-97-98-99-2000-01-02-03-04-05-06-07-08-09-10-11-12-13-14-15-16-17-18-19-21)	38	86	26	.766	12	8	9
Scranton (2011)	1	0	1	.000	0	0	0
Sewanee (2013-14-15-16-17)	5	0	5	.000	0	0	0
Skidmore (2005)	1	0	1	.000	0	0	0
Springfield (1982-85-90-2000-01-03-04-05-06-08-09-10-11-12-13-14-15-16-17-18-19)	21	7	21	.250	0	0	0
St. John Fisher (2019-21)	2	2	2	.500	0	0	0
St. Lawrence (1980-81-82-83-84-87-2006-07-08-09-16-17)	12	6	12	.333	0	0	1
St. Mary's (MD) (2013)	1	0	1	.000	0	0	0
Stevens (2001-02-03-04-05-06-11-12-13-18-21)	11	7	11	.389	0	0	0
Stevenson (2009-10-11-12-13-14-15-16-17-18-19-21)	12	19	11	.633	1	0	3
Stockton (2019)	1	1	1	.500	0	0	0
SUNY Cortland (1980-81-84-85-86-87-88-89-98-2001-02-03-04-05-06-07-08-09-10-11-12-13-14-15-16-17-18-19-21)	29	41	27	.602	2	5	5
SUNY Geneseo (2004-06-07)	3	2	3	.400	0	0	0
SUNY Maritime (2019-21)	2	1	2	.333	0	0	0
SUNY Oneonta (1999)	1	0	1	.000	0	0	0
SUNY Poly (2021)	1	0	1	.000	0	0	0
Susquehanna (2013-14)	2	0	2	.000	0	0	0
Swarthmore (1984)	1	0	1	.000	0	0	0
Transylvania (2017-18-19-21)	4	0	4	.000	0	0	0
Trinity (CT) (2012)	1	1	1	.500	0	0	0
Tufts (2007-09-10-11-12-13-14-15-16-17-18-19-21)	13	33	10	.767	3	2	2
Union (NY) (2011-12-14-15-19)	5	7	5	.583	0	0	0
Ursinus (2015-19)	2	1	2	.333	0	0	0
UMass Boston (2021)	1	0	1	.000	0	0	0
Wash. & Lee (1987-91-93-98-99-2000-02-04-09-13-16-18-19)	13	12	13	.480	0	0	3
Washington Col. (1980-81-82-83-84-85-86-87-88-89-90-93-94-96-97-98-99-2000-02-03-04-06-08-12-13-14)	26	32	25	.561	1	7	6
Wesleyan (CT) (2005-06-07-09-17-18-19)	7	15	6	.714	1	0	3
Western Conn. St. (2008)	1	0	1	.000	0	0	0
Western New Eng. (2002-07-08-09-12-13-14-16-18-19)	10	7	10	.412	0	0	0
Whittier (2002-03-04-16)	4	3	4	.429	0	0	1
Widener (2000-02-03-05-06-07-08-10-11)	9	2	9	.182	0	0	0
Williams (2008-19)	2	3	2	.600	0	0	1
Wittenberg (2010-11)	2	1	2	.333	0	0	0
Wooster (2004)	1	0	1	.000	0	0	0
York (PA) (2014-16-17-18-19)	6	10	6	.625	0	0	0

(Note: No third-place game is held; non-advancing semifinalists are credited with third place.)

# ALL-TIME RESULTS

## 1980

### Quarterfinals

Hobart 37, MIT 1  
Salisbury 15, St. Lawrence 11  
SUNY Cortland 13, Ohio Wesleyan 9  
Ithaca 15, Washington Col. 14 (OT).

### Semifinals

Hobart 21, Salisbury 5  
SUNY Cortland 11, Ithaca 9.

### Championship

Hobart 11, SUNY Cortland 8.

## 1981

### Quarterfinals

Hobart 27, FDU-Florham 4  
Washington Col. 12, Roanoke 11  
SUNY Cortland 18, Ohio Wesleyan 5  
Salisbury 18, St. Lawrence 11.

### Semifinals

Hobart 23, Washington Col. 6  
SUNY Cortland 14, Salisbury 9.

### Championship

Hobart 10, SUNY Cortland 8.

## 1982

### Quarterfinals

Hobart 22, Hampden-Sydney 11  
Salisbury 11, Denison 8  
Washington Col. 22, Springfield 14  
Roanoke 14, St. Lawrence 7.

### Semifinals

Hobart 22, Salisbury 4  
Washington Col. 19, Roanoke 11.

### Championship

Hobart 9, Washington Col. 8 (OT).

## 1983

### Quarterfinals

Hobart 14, St. Lawrence 8  
Ohio Wesleyan 9, RIT 6  
Washington Col. 19, Salisbury 7  
Roanoke 14, Ithaca 11.

### Semifinals

Hobart 22, Ohio Wesleyan 7  
Roanoke 13, Washington Col. 9.

### Championship

Hobart 13, Roanoke 9.

## 1984

### Quarterfinals

Hobart 21, Denison 12  
RIT 11, St. Lawrence 6  
Washington Col. 16, Swarthmore 3  
Salisbury 12, SUNY Cortland 7.

### Semifinals

Hobart 15, RIT 6  
Washington Col. 13, Salisbury 8.

### Championship

Hobart 12, Washington Col. 5.

## 1985

### Quarterfinals

Washington Col. 28, Springfield 10  
SUNY Cortland 11, Ohio Wesleyan 5  
RIT 12, Roanoke 4  
Hobart 17, Denison 8.

### Semifinals

Washington Col. 16, SUNY Cortland 10

Hobart 16, RIT 8.

### Championship

Hobart 15, Washington Col. 8.

## 1986

### Quarterfinals

Hobart 29, Roanoke 1  
SUNY Cortland 18, RIT 11  
Ohio Wesleyan 10, Denison 6  
Washington Col. 24, Salisbury 4.

### Semifinals

Hobart 22, SUNY Cortland 8  
Washington Col. 11, Ohio Wesleyan 4.

### Championship

Hobart 13, Washington Col. 10.

## 1987

### Quarterfinals

Ohio Wesleyan 12, Washington Col. 3  
Wash. & Lee 19, Roanoke 11  
Hobart 15, SUNY Cortland 7  
RIT 14, St. Lawrence 11.

### Semifinals

Ohio Wesleyan 17, Wash. & Lee 4  
Hobart 14, RIT 4.

### Championship

Hobart 9, Ohio Wesleyan 5.

## 1988

### Quarterfinals

Ohio Wesleyan 10, Denison 5  
Frank. & Marsh. 11, SUNY Cortland 5  
Roanoke 10, Washington Col. 8  
Hobart 17, Nazareth 12.

### Semifinals

Ohio Wesleyan 19, Frank. & Marsh. 6  
Hobart 19, Roanoke 6.

### Championship

Hobart 18, Ohio Wesleyan 9.

## 1989

### Quarterfinals

Hobart 14, SUNY Cortland 6  
Nazareth 25, Salisbury 10  
Ohio Wesleyan 12, Gettysburg 5  
Washington Col. 12, Hampden-Sydney 5.

### Semifinals

Hobart 14, Nazareth 10  
Ohio Wesleyan 9, Washington Col. 8 (OT).

### Championship

Hobart 11, Ohio Wesleyan 8.

## 1990

### Quarterfinals

Hobart 20, RIT 11  
Salisbury 17, Frank. & Marsh. 7  
Ohio Wesleyan 16, Alfred 10  
Washington Col. 16, Springfield 10.

### Semifinals

Hobart 23, Salisbury 5  
Washington Col. 14, Ohio Wesleyan 11.

### Championship

Hobart 18, Washington Col. 6.

## 1991

### Quarterfinals

Nazareth 17, Gettysburg 10  
Hobart 19, Clarkson 11

Salisbury 16, Ithaca 10  
Ohio Wesleyan 19, Wash. & Lee 10.

### Semifinals

Hobart 19, Nazareth 17  
Salisbury 18, Ohio Wesleyan 12.  
Championship  
Hobart 12, Salisbury 11.

## 1992

### Quarterfinals

Hobart 17, Alfred 7  
Nazareth 22, Clarkson 11  
Roanoke 16, Gettysburg 15  
Ithaca 21, Salisbury 9.

### Semifinals

Nazareth 13, Hobart 12 (OT)  
Roanoke 20, Ithaca 10.

### Championship

Nazareth 22, Roanoke 11.

## 1993

### Quarterfinals

Washington Col. 12, Salisbury 11  
Ohio Wesleyan 8, Wash. & Lee 7  
Nazareth 15, Alfred 8  
Hobart 19, Gettysburg 8.

### Semifinals

Ohio Wesleyan 14, Washington Col. 8  
Hobart 20, Nazareth 16.

### Championship

Hobart 16, Ohio Wesleyan 10.

## 1994

### Quarterfinals

Salisbury 24, Washington Col. 6  
Gettysburg 11, Denison 10 (3 ot)  
Nazareth 14, RIT 13 (OT)  
Hobart 19, Alfred 13.

### Semifinals

Salisbury 20, Gettysburg 11  
Hobart 18, Nazareth 14.

### Championship

Salisbury 15, Hobart 9.

## 1995

### Quarterfinals

Salisbury 23, Hampden-Sydney 8  
Gettysburg 15, Frank. & Marsh. 9  
Ohio Wesleyan 16, RIT 15  
Nazareth 16, Hartwick 8.

### Semifinals

Salisbury 21, Gettysburg 9  
Nazareth 14, Ohio Wesleyan 13.

### Championship

Salisbury 22, Nazareth 13.

## 1996

### Quarterfinals

Salisbury 17, Roanoke 8  
Washington Col. 12, Middlebury 10  
Ohio Wesleyan 16, Denison 6  
Nazareth 14, Gettysburg 10.

### Semifinals

Washington Col. 11, Salisbury 10  
Nazareth 17, Ohio Wesleyan 11.

### Championship

Nazareth 11, Washington Col. 10 (OT).

## 1997

### Quarterfinals

Gettysburg 10, Salisbury 9 (2OT)  
Washington Col. 14, Roanoke 9  
Ohio Wesleyan 18, Denison 13  
Nazareth 17, Alfred 6.

### Semifinals

Washington Col. 10, Gettysburg 9  
Nazareth 16, Ohio Wesleyan 9.

### Championship

Nazareth 15, Washington Col. 14 (OT).

## 1998

### First Round

Wash. & Lee 16, Denison 13  
Middlebury 16, Ithaca 15  
Washington Col. 11, Roanoke 7  
Gettysburg 16, SUNY Cortland 8.

### Quarterfinals

Ohio Wesleyan 17, Wash. & Lee 8  
Nazareth 14, Middlebury 7  
Washington Col. 13, Hampden-Sydney 9  
Salisbury 16, Gettysburg 11.

### Semifinals

Nazareth 10, Ohio Wesleyan 9  
Washington Col. 12, Salisbury 10.

### Championship

Washington Col. 16, Nazareth 10.

## 1999

### First Round

RIT 10, Nazareth 6  
Middlebury 19, SUNY Oneonta 6  
Hampden-Sydney 17, Lynchburg 9  
Denison 12, Ohio Wesleyan 8.

### Quarterfinals

RIT 14, Gettysburg 13 (OT)  
Middlebury 16, Washington Col. 7  
Salisbury 15, Hampden-Sydney 10  
Denison 17, Wash. & Lee 7.

### Semifinals

Middlebury 15, RIT 14  
Salisbury 14, Denison 7.

### Championship

Salisbury 13, Middlebury 6.

## 2000

### First Round

Ohio Wesleyan 13, Denison 10  
RIT 13, Springfield 12 (OT)  
Middlebury 24, New England Col. 5  
Washington Col. 21, Rensselaer 8  
Wash. & Lee 22, Kenyon 4  
Gettysburg 19, Widener 6.

### Quarterfinals

Nazareth 16, Ohio Wesleyan 8  
Middlebury 12, RIT 9  
Salisbury 21, Washington Col. 9  
Wash. & Lee 12, Gettysburg 10.

### Semifinals

Middlebury 13, Nazareth 8  
Salisbury 10, Wash. & Lee 9.

### Championship

Middlebury 16, Salisbury 12.

## 2001

### First Round

Springfield 11, Eastern Conn. St. 9  
Denison 10, Hampden-Sydney 5  
Salisbury 16, Stevens 3  
Rensselaer 9, SUNY Cortland 7  
Middlebury 29, Endicott 3  
Ithaca 14, Messiah 8.

### Quarterfinals

Gettysburg 16, Springfield 12  
Denison 11, Salisbury 6  
Nazareth 15, Rensselaer 14  
Middlebury 18, Ithaca 7.

### Semifinals

Gettysburg 13, Denison 7  
Middlebury 21, Nazareth 14.

### Championship

Middlebury 15, Gettysburg 10.

## 2002

### First Round

Ithaca 16, Western New Eng. 15 (OT)  
SUNY Cortland 9, Clarkson 1  
Whittier 19, Eastern Conn. St. 8  
Middlebury 26, New England Col. 4  
Washington Col. 10, Cabrini 5  
Wash. & Lee 13, Widener 8  
Salisbury 15, Hampden-Sydney 8  
Gettysburg 16, Stevens 5.

### Quarterfinals

Ithaca 10, SUNY Cortland 9  
Middlebury 13, Whittier 12  
Wash. & Lee 11, Washington Col. 8  
Gettysburg 7, Salisbury 5.

### Semifinals

Gettysburg 12, Wash. & Lee 8  
Middlebury 12, Ithaca 6.

### Championship

Middlebury 14, Gettysburg 9.

## 2003

### First Round

Cabrini 13, Widener 8.  
Second Round  
Salisbury 16, Cabrini 1  
Frank. & Marsh. 13, Lynchburg 12 (OT)  
Hampden-Sydney 10, Washington Col. 8  
Whittier 14, Stevens 5  
SUNY Cortland 19, Gordon 2  
Hamilton 11, Eastern Conn. St. 10 (OT)  
Nazareth 15, Ohio Wesleyan 4  
Middlebury 11, Springfield 9.

### Quarterfinals

Salisbury 26, Frank. & Marsh. 8  
Whittier 19, Hampden-Sydney 15  
SUNY Cortland 8, Hamilton 7  
Middlebury 21, Nazareth 12.

### Semifinals

Salisbury 15, Whittier 8  
Middlebury 9, SUNY Cortland 8 (2OT).

### Championship

Salisbury 14, Middlebury 13 (OT).

## 2004

### First Round

SUNY Geneseo 19, Endicott 4.

### Second Round

Middlebury 14, SUNY Geneseo 5  
Stevens 8, Springfield 4  
Nazareth 18, Eastern Conn. St. 4  
SUNY Cortland 14, Clarkson 3  
Salisbury 13, Wooster 2  
Wash. & Lee 12, Messiah 8  
Gettysburg 18, Cabrini 2  
Washington Col. 9, Whittier 8.

### Quarterfinals

Middlebury 17, Stevens 5  
Nazareth 10, SUNY Cortland 8  
Salisbury 15, Wash. & Lee 6  
Washington Col. 9, Gettysburg 8.

### Semifinals

Nazareth 12, Middlebury 8

Salisbury 13, Washington Col. 11.

### Championship

Salisbury 13, Nazareth 9.

## 2005

### First Round

Endicott 11, Keene St. 10.

### Second Round

Middlebury 15, Endicott 12  
Wesleyan (CT) 10, Springfield 7  
Nazareth 13, Stevens 10  
SUNY Cortland 14, Skidmore 7  
Salisbury 13, Cabrini 9  
Gettysburg 16, Ohio Wesleyan 9  
Lynchburg 9, Denison 6  
Roanoke 18, Widener 12.

### Quarterfinals

Middlebury 11, Wesleyan (CT) 8  
Nazareth 14, SUNY Cortland 7  
Salisbury 12, Gettysburg 9  
Roanoke 10, Lynchburg 9.

### Semifinals

Middlebury 14, Nazareth 12  
Salisbury 13, Roanoke 11.

### Championship

Salisbury 11, Middlebury 10.

## 2006

### First Round

Stevens 7, Eastern Conn. St. 4  
St. Lawrence 13, Endicott 10  
Denison 10, Ohio Wesleyan 9 (OT)  
Widener 11, Kenyon 9.

### Second Round

SUNY Cortland 16, Stevens 7  
Middlebury 17, Springfield 4  
Wesleyan (CT) 11, RIT 8  
SUNY Geneseo 12, St. Lawrence 5  
Salisbury 13, Denison 5  
Washington Col. 8, Lynchburg 7  
Roanoke 17, Cabrini 6  
Gettysburg 13, Widener 7.

### Quarterfinals

SUNY Cortland 12, Middlebury 8  
Wesleyan (CT) 16, SUNY Geneseo 10  
Salisbury 8, Washington Col. 4  
Roanoke 13, Gettysburg 12.

### Semifinals

SUNY Cortland 7, Wesleyan (CT) 6 (OT)  
Salisbury 13, Roanoke 12 (OT).

### Championship

SUNY Cortland 13, Salisbury 12 (OT).

## 2007

### First Round

Keene St. 14, Merchant Marine 11  
Middlebury 21, Mount Ida 2  
Widener 8, Denison 5;

### Second Round

Western New Eng. 13, Keene St. 5  
SUNY Cortland 13, St. Lawrence 8  
Nazareth 15, SUNY Geneseo 5  
Wesleyan (CT) 13, Middlebury 9  
Salisbury 16, Widener 8  
Roanoke 18, Ohio Wesleyan 9  
Ithaca 18, Cabrini 11  
Gettysburg 12, Tufts 7.

### Quarterfinals

SUNY Cortland 12, Western New Eng. 10  
Wesleyan (CT) 9, Nazareth 6  
Salisbury 15, Roanoke 9  
Gettysburg 11, Ithaca 5.

### Semifinals

SUNY Cortland 9, Wesleyan (CT) 8

Salisbury 9, Gettysburg 6.

### **Championship**

Salisbury 15, SUNY Cortland 9.

## **2008**

### **First Round**

Springfield 17, Kean 2

Bowdoin 11, Mount Ida 5

Western New Eng. 14, Western Conn. St. 4

Ohio Wesleyan 12, Kenyon 8

Denison 19, Widener 6.

### **Second Round**

SUNY Cortland 12, Springfield 9

Middlebury 10, Bowdoin 7

Ithaca 17, Williams 10

Western New Eng. 13, St. Lawrence 9

Salisbury 13, Ohio Wesleyan 5

Cabrini 13, Haverford 10

Washington Col. 12, Lynchburg 9

Gettysburg 8, Denison 7 (OT).

### **Quarterfinals**

SUNY Cortland 11, Middlebury 10 (OT)

Ithaca 13, Western New Eng. 12 (OT)

Salisbury 15, Cabrini 7

Gettysburg 12, Washington Col. 5.

### **Semifinals**

SUNY Cortland 16, Ithaca 5

Salisbury 11, Gettysburg 10 (2OT).

### **Championship**

Salisbury 19, SUNY Cortland 13.

## **2009**

### **First Round**

Springfield 21, Mount Ida 4

St. Lawrence 14, Nazareth 7

Eastern Conn. St. 10, Merchant Marine 9 (OT)

Cabrini 17, Montclair St 3

Denison 12; Ohio Wesleyan 2

Wash. & Lee 6, FDU-Florham 5 (OT).

### **Second Round**

SUNY Cortland 15, Springfield 12

Western New Eng. 12, Tufts 9

Middlebury 15, St. Lawrence 11

Wesleyan (CT) 8, Eastern Conn. St. 4

Stevenson 8, Cabrini 7

Salisbury 16, Haverford 10

Denison 14, Roanoke 7

Gettysburg 15, Wash. & Lee 10.

### **Quarterfinals**

SUNY Cortland 6, Western New Eng. 5

Middlebury 13, Wesleyan (CT) 5

Stevenson 11, Salisbury 9

Gettysburg 13, Denison 8.

### **Semifinals**

SUNY Cortland 16, Middlebury 8

Gettysburg 12, Stevenson 7.

### **Championship**

SUNY Cortland 9, Gettysburg 7.

## **2010**

### **First Round**

Keene St. 21, Castleton 7

Middlebury 10, Goucher 6

Endicott 8, Montclair St. 6

Springfield 7, Widener 1

Dickinson 7, Ohio Wesleyan 3

Roanoke 15, Wittenberg 4

Cabrini 10, Denison 7.

### **Second Round**

SUNY Cortland 18, Keene St. 6

RIT 11, Connecticut Col. 9

Middlebury 16, Rensselaer 8

Tufts 21, Endicott 8

Salisbury 17, Springfield 4

Haverford 13, Dickinson 5

Roanoke 11, Gettysburg 10 (OT)

Stevenson 19, Cabrini 9.

### **Quarterfinals**

SUNY Cortland 15, RIT 7

Tufts 11, Middlebury 9

Salisbury 12, Haverford 11 (OT)

Stevenson 15, Roanoke 14 (OT).

### **Semifinals**

Tufts 10, SUNY Cortland 9

Salisbury 14, Stevenson 13 (OT).

### **Championship**

Tufts 9, Salisbury 6.

## **2011**

### **First Round**

Union (NY) 15, Nazareth 7

Stevens 9, Montclair St. 7

Middlebury 24, Castleton 7

Amherst 12, Keene St. 8

Denison 7, Ohio Wesleyan 6

Endicott 6, Springfield 5

Wittenberg 8, Adrian 7 (OT)

Gettysburg 8, Scranton 3

Roanoke 25, Colorado Col. 5

Cabrini 16, Widener 9.

### **Second Round**

Tufts 6, Union (NY) 5

SUNY Cortland 10, Stevens 3

Amherst 12, Middlebury 9

RIT 13, Denison 12 (OT)

Salisbury 12, Endicott 8

Dickinson 11, Wittenberg 4

Roanoke 15, Gettysburg 9

Stevenson 13, Cabrini 8.

### **Quarterfinals**

Tufts 10, SUNY Cortland 9

RIT 15, Amherst 10

Salisbury 12, Dickinson 4

Roanoke 13, Stevenson 12.

### **Semifinals**

Tufts 16, RIT 12

Salisbury 16, Roanoke 7.

### **Championship**

Salisbury 19, Tufts 7.

## **2012**

### **First Round**

Stevens 13, Springfield 12 (OT)

Bowdoin 16, Mount Ida 5

Union (NY) 12, Montclair St. 5

RIT 18, New England Col. 4

Western New Eng. 6, Connecticut Col. 5 (2OT)

Trinity (CT) 13, Eastern Conn. St. 9

Goucher 5, Washington Col. 4

Dickinson 15, Kenyon 6

Cabrini 19, Eastern 3

Stevenson 13, Birmingham-So. 2

Gettysburg 7, Ohio Wesleyan 4

Denison 12, Adrian 11 (2OT).

### **Second Round**

SUNY Cortland 10, Stevens 9

Union (NY) 10, Bowdoin 4

RIT 15, Western New Eng. 9

Tufts 17, Trinity (CT) 8

Salisbury 12, Goucher 4

Cabrini 12, Dickinson 7

Stevenson 13, Gettysburg 6

Denison 10, Lynchburg 5.

### **Quarterfinals**

SUNY Cortland 9, Union (NY) 4

Tufts 15, RIT 13

Salisbury 14, Cabrini 4

Stevenson 14, Denison 7.

### **Semifinals**

SUNY Cortland 12, Tufts 10

Salisbury 7, Stevenson 2.

### **Championship**

Salisbury 14, SUNY Cortland 10.

## **2013**

### **First Round**

Aurora 13, Ohio Wesleyan 9

Western New Eng. 16, Eastern Conn. St. 10

Nazareth 25, Castleton 4

Tufts 26, Norwich 4

Stevens 13, Montclair St. 11

Cabrini 20, Springfield 8

Adrian 14, Otterbein 11

Salisbury 22, Susquehanna 2

Wash. & Lee 19, Sewanee 6

Stevenson 18, Chris. Newport 6

Washington Col. 10, Colorado Col. 7

Lynchburg 6, St. Mary's (MD) 5

Roanoke 21, Centre 4.

### **Second Round**

SUNY Cortland 14, Aurora 8

Western New Eng. 15, Nazareth 12

Tufts 14, Stevens 9

RIT 22, Cabrini 13

Dickinson 20, Adrian 7

Salisbury 7, Wash & Lee 4

Stevenson 17, Washington Col. 13

Lynchburg 12, Roanoke 9.

### **Quarterfinals**

SUNY Cortland 12, Western New Eng 7

RIT 14; Tufts 5

Salisbury 11, Dickinson 9

Stevenson 13, Lynchburg 7.

### **Semifinals**

RIT 10, SUNY Cortland 9 (OT)

Stevenson 12, Salisbury 6.

### **Championship**

Stevenson 16, RIT 14.

## **2014**

### **First Round**

Ithaca 13, Montclair St. 4

Amherst 13, Colorado Col. 10

York (PA) 8, Susquehanna 3

SUNY Cortland 20, Keuka College 6

Lynchburg 25, Sewanee 4

Tufts 24, Emmanuel 4

Springfield College 19, Western New England 13;

Stevenson 18, Otterbein 4

Cabrini 9, Mary Washington 8

Endicott 13, Keene St. 10

Denison 19, Centre 4

Washington Col. 13, Eastern 6

Aurora 22, Adrian 13

Union (NY) 24, New England Col. 4

### **Second Round**

Union (NY) 17, Amherst 11

Salisbury 12, York (PA) 6

Tufts 10, Endicott 9

Stevenson 15, Cabrini 9;

SUNY Cortland 14, Springfield 10

Denison 11, Aurora 8

RIT 20, Ithaca 8

Washington Col. 10, Lynchburg 7.

### **Quarterfinals**

RIT 11, Union (NY) 6

Salisbury 15, Denison 5

Washington Col. 12, Stevenson 11

Tufts 15, SUNY Cortland 5.

### **Semifinals**

Salisbury 13, Washington Col. 8

Tufts 21, RIT 11.

**Championship**  
Tufts 12, Salisbury 9

## 2015

### First Round

[Bates 16, Keene St. 11](#)  
[Ohio Wesleyan 14, Carthage 6](#)  
[Gettysburg 19, Catholic 3](#)  
[Middlebury 17, Montclair St. 8](#)  
[SUNY Cortland 9, Springfield 8](#)  
[Tufts 21, Emmanuel \(MA\) 6](#)  
[Endicott 12, Colorado Col. 6](#)  
[Union \(NY\) 15, Nazareth 12](#)  
[Salisbury 6, Roanoke 3](#)  
[Aurora 8, Otterbein 6](#)  
[Stevenson 12, Eastern 5](#)  
[Amherst 20, Castleton 4](#)  
[Ursinus 8, Cabrini 7](#)  
[Lynchburg 13, Sewanee 4](#)  
[Albion 13, Augustana \(IL\) 12](#)  
[RIT 24, Morrisville St. 3](#)

### Second Round

[Salisbury 12, Stevenson 4](#)  
[Gettysburg 10, Ursinus 9 \(2OT\)](#)  
[SUNY Cortland 13, Endicott 6](#)  
[Tufts 13, Bates 8](#)  
[Ohio Wesleyan 12, Albion 11](#)  
[RIT 10, Union \(NY\) 9](#)  
[Lynchburg 19, Aurora 8](#)  
[Amherst 16, Middlebury 10](#)

### Quarterfinals

[Lynchburg 13, Salisbury 11](#)  
[Tufts 17, Amherst 10](#)  
[RIT 18, SUNY Cortland 7](#)  
[Gettysburg 9, Ohio Wesleyan 5](#)

### Semifinals

[Tufts 19, RIT 12](#)  
[Lynchburg 11, Gettysburg 9](#)

### Championship

[Tufts 19, Lynchburg 11](#)

## 2016

### First Round

[Aurora 12, Albion 11 \(OT\)](#)  
[Cabrini 15, Stevenson 10](#)  
[Denison 19, Carthage 2](#)  
[Salisbury 9, Catholic 6](#)  
[Colorado Col. 11, Whittier 10 \(OT\)](#)  
[Tufts 25, Emmanuel \(MA\) 5](#)  
[Gettysburg 8, Lynchburg 7](#)  
[Ithaca 24, Morrisville St. 7](#)  
[Montclair St. 10, Keene St. 7](#)  
[Springfield 11, Middlebury 10 \(3 OT\)](#)  
[RIT 29, John Carroll 6](#)  
[Amherst 16, Rensselaer 11](#)  
[SUNY Cortland 13, Western New Eng. 5](#)  
[Wash. & Lee 9, Sewanee 5](#)  
[St. Lawrence 25, New England Col. 2](#)  
[York \(PA\) 11, Eastern 6](#)

### Second Round

[Denison 12, Aurora 3](#)  
[Gettysburg 11, Cabrini 10 \(OT\)](#)  
[Salisbury 16, Colorado Col. 5](#)  
[Ithaca 11, Montclair St. 8](#)  
[Amherst 17, RIT 14](#)  
[Tufts 19, SUNY Cortland 6](#)  
[St. Lawrence 12, Springfield 9](#)  
[York \(PA\) 12, Wash. & Lee 5](#)

### Quarterfinals

[Salisbury 11, Denison 10 \(OT\)](#)  
[Tufts 19, Ithaca 7](#)  
[St. Lawrence 16, Amherst 12](#)  
[Gettysburg 7, York \(PA\) 6 \(OT\)](#)

### Semifinals

[Salisbury 14, Gettysburg 6](#)

[Tufts 23, St. Lawrence 12](#)

### Championship

[Salisbury 14, Tufts 13](#)

## 2017

### First Round

[Misericordia 9, Lasell 7](#)  
[John Carroll 14, Albion 9](#)

### Second Round

[Salisbury 24, Misericordia 3](#)  
[Hampden-Sydney 23, Transylvania 8](#)  
[Cabrini 22, Colordao Col. 10](#)  
[Frank. & Marsh. 11, Elizabethtown 8](#)  
[Denison 17, Carthage 9](#)  
[Ill. Wesleyan 19, Aurora 15](#)  
[Lynchburg 14, Sewanee 12](#)  
[York \(PA\) 12, Morrisville St. 1](#)  
[RIT 29, John Carroll 8](#)  
[Stevenson 19, Nazareth 6](#)  
[SUNY Cortland 17, Endicott 6](#)  
[St. Lawrence 19, Montclair St. 6](#)  
[Bates 23, Plattsburg St. 10](#)  
[Amherst 14, Springfield 11](#)  
[Tufts 26, Keene St. 14](#)  
[Wesleyan \(CT\) 25, New England Col. 6](#)

### Third Round

[Salisbury 25, Hampden-Sydney 12](#)  
[Cabrini 17, Frank. & Marsh. 9](#)  
[Denison 25, Ill. Wesleyan 11](#)  
[Lynchburg 10, York \(PA\) 8](#)  
[RIT 17, Stevenson 8](#)  
[SUNY Cortland 20, St. Lawrence 10](#)  
[Bates 26, Amherst 14](#)  
[Wesleyan \(CT\) 17, Tufts 8](#)

### Quarterfinals

[Salisbury 17, Cabrini 5](#)  
[Denison 18, Lynchburg 9](#)  
[RIT 15, SUNY Cortland 9](#)  
[Wesleyan \(CT\) 14, Bates 13](#)

### Semifinals

[Salisbury 12, Denison 11](#)  
[RIT 22, Wesleyan \(CT\) 9](#)

### Championship

[Salisbury 15, RIT 7](#)

## 2018

### First Round

[New England Col. 10, Albion 9 \(ot\)](#)  
[Merchant Marine 22, JWU \(Providence\) 15](#)  
[Elizabethtown 9, John Carroll 6](#)  
[Morrisville St. 8, Eastern 7 \(ot\)](#)

### Second Round

[RIT 26, New England Col. 3](#)  
[Stevens 10, Springfield 9 \(ot\)](#)  
[York \(PA\) 15, Western New Eng. 7](#)  
[Amherst 24, Keene St. 7](#)  
[Wesleyan \(CT\) 16, SUNY Cortland 12](#)  
[Cabrini 21, Colorado Col. 10](#)  
[Ithaca 15, Stevenson 12](#)  
[Tufts 25, Merchant Marine 8](#)  
[Gettysburg 15, Elizabethtown 3](#)  
[Rhodes 14, Huntingdon 1](#)  
[Ohio Wesleyan 13, Aurora 5](#)  
[Denison 25, Ill. Wesleyan 9](#)  
[Dickinson 16, Lynchburg 12](#)  
[Wash. & Lee 23, Transylvania 5](#)  
[Chris. Newport 17, Roanoke 11](#)  
[Salisbury 19, Morrisville St. 5](#)

### Third Round

[RIT 17, Stevens 9](#)  
[York \(PA\) 13, Amherst 11](#)  
[Wesleyan \(CT\) 12, Cabrini 7](#)  
[Tufts 18, Ithaca 11](#)  
[Gettysburg 22, Rhodes 9](#)

[Ohio Wesleyan 11, Denison 10](#)  
[Dickinson 10, Wash. & Lee 9 \(OT\)](#)  
[Salisbury 12, Chris. Newport 11](#)

### Quarterfinals

[RIT 12, York \(PA\) 7](#)  
[Wesleyan \(CT\) 12, Tufts 11](#)  
[Gettysburg 8, Ohio Wesleyan 5](#)  
[Salisbury 9, Dickinson 7](#)

### Semifinals

[Wesleyan \(CT\) 19, RIT 18](#)  
[Salisbury 8, Gettysburg 7](#)

### Championship

[Wesleyan \(CT\) 8, Salisbury 6](#)

## 2019

### First Round

[New England Col. 12, Norwich 10](#)  
[John Carroll 7, Hope 6 \(OT\)](#)  
[SUNY Maritime 14, Grove City 13 \(OT\)](#)  
[Stockton 20, Morrisville St. 9](#)

### Second Round

[Tufts 24, New England Col. 7](#)  
[Stevenson 12, Franklin & Marshall 9](#)  
[Wesleyan \(CT\) 11, Western New Eng. 8](#)  
[Amherst 21, Elizabethtown 9](#)  
[Williams 21, Keene St. 10](#)  
[St. John Fisher 11, Gettysburg 10 \(OT\)](#)  
[Union \(NY\) 12, SUNY Cortland 7](#)  
[RIT 20, John Carroll 5](#)  
[Salisbury 19, SUNY Maritime 4](#)  
[Lynchburg 15, Transylvania 5](#)  
[Rhodes 22, Ill. Wesleyan 9](#)  
[Denison 12, Concordia Wisconsin 6](#)  
[Cabrini 15, DeSales 4](#)  
[Springfield 16, Ursinus 15 \(OT\)](#)  
[Wash. & Lee 23, Piedmont 2](#)  
[York \(PA\) 18, Stockton 11](#)

### Third Round

[Tufts 19, Stevenson 4](#)  
[Amherst 16, Wesleyan \(CT\) 13](#)  
[Williams 17, St. John Fisher 12](#)  
[RIT 10, Union \(NY\) 9](#)  
[Salisbury 18, Lynchburg 10](#)  
[Denison 11, Rhodes 7](#)  
[Cabrini 15, Springfield 8](#)  
[York \(PA\) 14, Wash. & Lee 12](#)

### Quarterfinals

[Amherst 13, Tufts 11](#)  
[Williams 12, RIT 11 \(2 OT\)](#)  
[Salisbury 19, Denison 10](#)  
[Cabrini 11, York \(PA\) 10 \(OT\)](#)

### Semifinals

[Amherst 12, Williams 8](#)  
[Cabrini 16, Salisbury 13](#)

### Championship

[Cabrini 16, Amherst 12](#)

## 2020\*

## 2021

### First Round

[Hope 22, Benedictine \(IL\) 17](#)  
[Ill. Wesleyan 30, Northwestern-St. Paul 8](#)  
[SUNY Cortland 24, UMass Boston 6](#)  
[Colorado Col. 20, Transylvania 12](#)  
[Centre 12, Denison 11](#)  
[Stevenson 15, Kean 9](#)  
[Salisbury 30, SUNY Poly 3](#)

---

[Cabrini 21, Grove City 11](#)  
[Tufts 16, Babson 7](#)  
[St. John Fisher 21, SUNY Maritime 6](#)  
[York \(PA\) 21, Lasell 6](#)  
[John Carroll 9, Franklin & Marshall 16](#)  
[Lynchburg 26, Pfeiffer 11](#)  
[Stevens 17, Catholic 12](#)  
[Chris. Newport, Endicott](#)

**Second Round**

[Ill. Wesleyan 18, Hope 14](#)  
[RIT 25, SUNY Cortland 6](#)  
[Tufts 19, St. John Fisher 15](#)  
[Lynchburg 14, Stevens 8](#)  
[York \(PA\) 13, Franklin & Marshall 9](#)  
[Chris. Newport 10, Stevenson 5](#)  
[Salisbury 16, Cabrini 5](#)  
[Colorado Col. 19, Centre 6](#)

**Quarterfinals**

[Tufts 17, York \(PA\) 7](#)  
[RIT 19, Colorado Col. 13](#)  
[Chris. Newport 12, Lynchburg 11 \(OT\)](#)  
[Salisbury 30, Ill. Wesleyan](#)

**Semifinals**

[RIT 18, Tufts 16](#)  
[Salisbury 18, Chris. Newport 8](#)

**Championship**

[RIT 15, Salisbury 14 \(2OT\)](#)

# INDIVIDUAL LEADERS

## GOALS

### GOALS IN A TOURNAMENT

(1980 to present)

No.	Name, School	Year	Games
21	Jarrett Bromwell, Salisbury	2021	5
21	Harry Stanton, Wesleyan (CT)	2017	4
21	Zach Richman, Tufts	2016	5
21	Austin Stewart, Lynchburg	2015	5
20	Chad Levick, RIT	2017	5
19	Spencer Butler, Denison	2017	4
19	Charlie Fay, Bates	2017	3
19	Austin Carbone, Tufts	2016	5
19	John Uppgren, Tufts	2016	5
19	Josh Bergey, Salisbury	2003	4
19	Adam Pascal, Middlebury	1999	4
18	Carson Kalama, Salisbury	2017	5
18	Nick Garbarino, Salisbury	2017	5
18	John Uppgren, Tufts	2015	5
18	Beau Wood, Tufts	2014	5
17	Jeremy Vautour, St. Lawrence	2016	4
17	Kyle Aquin, RIT	2013	4
17	Tom Gravante, Hobart	1988	3
16	Kyle Killen, RIT	2018	4
16	Mark Pannenton, Stevenson	2013	5
16	Eric Bishop, Salisbury	2007	4
16	David Seeley, Middlebury	2001	4

### GOALS IN A GAME—FIRST/SECOND ROUND\*

(1998-2016; 2017-18 includes first and second round)

No.	Name, School	Year
12	Pat Coll, Merchant Marine	2018
9	Brooks Davy, Denison	2018
8	Richard Lachlan, Roanoke	2011
7	Jarrett Bromwell, Salisbury	2021
7	Matt DeMeo, SUNY Maritime	2019
7	Jake Beebe, Springfield	2009
7	David Seeley, Middlebury	2001
7	Adam Pascal, Middlebury	1999
6	Jack Radzville, Hope	2021
6	Luke Elder, Hope	2021
6	Ryan Kenney, Lynchburg	2021
6	Makay Hansen, Colorado Col.	2021
6	Ryan Gebhardt, Stevens	2021
6	Ian Evans, St. John Fisher	2021
6	Jeremy Vautour, St. Lawrence	2016
6	Robby Maddux, Gettysburg	2015
6	Devin Acton, Amherst	2014
6	Todd Galvin, Lynchburg	2014
6	Beau Wood, Tufts	2013
6	Jon Fellows, Washington Col.	2002
6	Ric Bremer, Gettysburg	2002
6	Colin Dougherty, Wash. & Lee	2000
6	Jason Pacioni, Ithaca	1998

### GOALS IN A GAME—THIRD ROUND

(2003-2016 was second round)

No.	Name, School	Year
11	Spencer Butler, Denison	2017
8	Austin Stewart, Lynchburg	2015

No.	Name, School	Year
8	Jon Mason, Roanoke	2005
7	Sean Kirwan, Tufts	2010
7	Jon Hayes, Western New Eng.	2008
7	Jon Mason, Roanoke	2007
6	Spencer Butler, Denison	2017
6	Anthony DiSanzo, Cabrini	2013
6	Kyle Aquin, RIT	2013
6	Kelso Davis, RIT	2011
6	Neal Barthelme, Stevenson	2011
6	Mike Winter, Salisbury	2010
6	Greg Titus, Salisbury	2007

### GOALS IN A GAME—QUARTERFINALS

(1980-present)

No.	Name, School	Year
8	Austin Carbone, Tufts	2016
8	Adam Pascal, Middlebury	1999
7	Eric Bishop, Salisbury	2007
7	Ryder Bateman, Whittier	2003
7	Tim Hormes, Washington Col.	1990
7	Marty Kelly, Nazareth	1989
7	Tom Gravante, Hobart	1988
7	Ray Gilliam, Hobart	1986
7	Mike Bracken, Salisbury	1981
6	Eddie Kiesa, RIT	2015
6	Sam Bradman, Salisbury	2012
6	Glenn Adams, Wesleyan (CT)	2006
6	Rob Borden, Middlebury	2004
6	Pete Milliman, Gettysburg	2001
6	Joe High, Salisbury	2000
6	Joe High, Salisbury	1999
6	Brooke Farrell, Gettysburg	1999
6	Brent Rothfuss, Nazareth	1997
6	Adam Bond, Washington Col.	1997
6	Jake Bergey, Salisbury	1995
6	Neal Powless, Nazareth	1995
6	Andrew Nesbitt, Gettysburg	1995
6	Jamie Carver, Salisbury	1994
6	Cabell Maddux, Hobart	1994
6	Bill Miller, Hobart	1991
6	Rich Franz, Ohio Wesleyan	1991
6	Don Martin, Gettysburg	1991
6	Paul Deniken, Washington Col.	1986
6	Rick Sowell, Washington Col.	1985
6	Jim Townsend, Salisbury	1984
6	Jeff Kauffman, Washington Col.	1981
6	Roy McAdam, Hobart	1980
6	Barry Cohen, Ithaca	1980

### GOALS IN A GAME—SEMIFINALS

(1980-present)

No.	Name, School	Year
7	Chad Levick, RIT	2017
7	Beau Wood, Tufts	2014
7	Josh Bergey, Salisbury	2003
6	Harry Stanton, Wesleyan (CT)	2018
6	Kyle Howard-Johnson, Tufts	2015
6	Ryan Hotaling, Nazareth	2005
6	Sean Radebaugh, Salisbury	1995
6	Paul Goldsmith, Roanoke	1983
5	Dawson Tait, RIT	2021

No.	Name, School	Year	Name	School	Years	Goals	Games	
5	Josh Melton, Salisbury	2021	9	Sam Bradman	Salisbury	2009-12	34	14
5	Kyle Killen, RIT	2018		Tom Gravante	Hobart	1986-88	34	9
5	Ryan Lee, RIT	2017	11	Austin Stewart	Lynchburg	2013-16	33	11
5	Harry Stanton, Welseyan (CT)	2017	12	Cole Bailey	Tufts	2012-15	32	15
5	Will Donohue	2017		Beau Wood	Tufts	2012-14	32	11
5	Nick Gabarino, Salisbury	2017	14	Bill Miller	Hobart	1988-91	31	12
5	Carson Kalama, Salisbury	2016		Nathan Blondino	Salisbury	2014-17	31	17
5	Zach Richman, Tufts	2016	16	Jake Bergey	Salisbury	1994-97	30	9
5	Jeremy Vautour, St. Lawrence	2016	17	Sean Kirwan	Tufts	2010-12	29	11
5	Zach Richman, Tufts	2015	18	Pete Milliman	Gettysburg	1998-2002	28	11
5	John Uppgren, Tufts	2015		Chad Levick	RIT	2015-17	28	11
5	Tyler Russell, RIT	2011	20	Dan Boyer	Salisbury	2003-06	27	16
5	Justin Smith, Salisbury	2005		Greg Carroll	Middlebury	2000-02	27	12
5	Jamie Haire, Middlebury	2001		Tom Grimaldi	Hobart	1982-85	27	12
5	Matt Dunn, Middlebury	2000						
5	Holt Hopkins, Middlebury	2000						
5	Todd Fryatt, Middlebury	1999						
5	Andy Lopatin, Washington Col.	1998						
5	Jamie Bateman, Gettysburg	1997						
5	Cabell Maddux, Hobart	1994						
5	Todd Muendel, Hobart	1994						
5	Jeremy Hollenbeck, Nazareth	1993						
5	Marty Kelly, Nazareth	1992						
5	Mike DeMaria, Hobart	1990						
5	Charlie Blanchard, Ohio Wesleyan	1988						
5	Ray Gilliam, Hobart	1987						
5	Bruce Yancey, Washington Col.	1986						
5	Dickie Grieves, Washington Col.	1983						
5	Tom Grimaldi, Hobart	1983						
5	Cal Harris, Hobart	1983						
5	Peter Jenkins, Washington Col.	1982						
5	Jeff Kauffman, Washington Col.	1982						
5	Mark Darcangelo, Hobart	1981						

## GOALS IN A GAME—CHAMPIONSHIP GAME

(1980-present)

No.	Name, School	Year
7	Kyle Aquin, RIT	2013
7	Sam Bradman, Salisbury	2011
6	Sam Bradman, Salisbury	2012
6	Sean Radebaugh, Salisbury	1995
6	Ronnie Davis, Nazareth	1992
6	Tom Gravante, Hobart	1988
5	Quinn Commandant, RIT	2021
5	Griffin Moroney, Salisbury	2021
5	Mark Pennenton, Stevenson	2013
5	Brandon Misiaszek, SUNY Cortland	2009
5	Kylor Berkman, Salisbury	2008
5	Bruce Richardson, Salisbury	2008
5	Matt Hickman, Salisbury	2007
5	David Seeley, Middlebury	2000
5	Trent Brown, Nazareth	1997
5	Neal Powless, Nazareth	1995
5	Jake Bergey, Salisbury	1994
5	Jeff Tambroni, Hobart	1990

## GOALS—CAREER

	Name	School	Years	Goals	Games
1	John Uppgren	Tufts	2013-16	51	18
2	Zach Richman	Tufts	2014-17	42	12
3	Jordan Krug	Cabrini	2016-19	39	12
4	Zach Herbert	Middlebury	1999-2002	38	16
5	Harry Stanton	Wesleyan (CT)	2017-18	36	9
	David Seeley	Middlebury	1999-2002	36	16
7	Kyle Aquin	RIT	2012-15	35	14
	Holt Hopkins	Middlebury	1998-2001	35	14

# TEAM LEADERS

## GOALS

### GOALS IN A TOURNAMENT

(1980 to present)

No.	School	Year	Games
109	Salisbury	2021	5
99	Tufts	2016	5
93	Salisbury	2017	5
90	RIT	2017	5
89	Tufts	2015	5
83	Middlebury	2001	4
82	Tufts	2014	5
77	RIT	2021	4
76	Stevenson	2013	5
74	Amherst	2019	5
74	Salisbury	2016	5
73	Cabrini	2019	5
73	RIT	2018	4
71	Salisbury	2003	4
69	Salisbury	2019	4
69	Hobart	1980	3
67	Wesleyan (CT)	2018	5
67	Lynchburg	2015	5
66	Salisbury	1995	3
65	St. Lawrence	2016	4
65	Middlebury	2002	4
65	Middlebury	2000	4
64	RIT	2015	4
64	Hobart	1986	3
61	Hobart	1990	3
60	RIT	2013	4
60	Roanoke	2011	4
60	Hobart	1981	3

### GOALS IN A GAME—FIRST AND SECOND ROUND

(1998-2016; 2017-18 includes first and second round)

No.	School vs. Opponent	Year
30	Salisbury vs. SUNY Poly	2021
30	Ill. Wesleyan vs. Northwestern St. Paul	2021
29	RIT vs. John Carroll	2017
29	RIT vs. John Carroll	2016
29	Middlebury vs. Endicott	2001
26	Lynchburg vs. Pfeiffer	2021
26	RIT vs. New England Col.	2018
26	Tufts vs. Keene St.	2017
26	Tufts vs. Norwich	2013
26	Middlebury vs. New England Col.	2002
25	Denison vs. Ill. Wesleyan	2018
25	Tufts vs. Merchant Marine	2018
25	Wesleyan (CT) vs. New England Col.	2017
25	Tufts vs. Emmanuel (MA)	2016
25	St. Lawrence vs. New England Col.	2016
25	Lynchburg vs. Sewanee	2014
25	Nazareth vs. Castleton	2013
25	Roanoke vs. Colorado Col.	2011
24	SUNY Cortland vs. UMass Boston	2021
24	Tufts vs. New England Col.	2019
24	Amherst vs. Keene St.	2018
24	Salisbury vs. Misericordia	2017

No.	School vs. Opponent	Year
24	Ithaca vs. Morrisville St.	2016
24	RIT vs. Morrisville St.	2015
24	Union vs. New England College	2014
24	Tufts vs. Emmanuel	2014
24	Middlebury vs. Castleton	2011
24	Middlebury vs. New England Col.	2000
23	Wash. & Lee vs. Piedmont	2019
23	Wash. & Lee vs. Transylvania	2018
23	Bates vs. Plattsburgh St.	2017
23	Hampden-Sydney vs. Transylvania	2017

### GOALS IN A GAME—THIRD ROUND

(2003-2016 was second round)

No.	School vs. Opponent	Year
30	Salisbury vs. Ill. Wesleyan	2021
26	Bates vs. Amherst	2017
25	Salisbury vs. Hampden-Sydney	2017
25	Denison vs. Ill. Wesleyan	2017
22	Gettysburg vs. Rhodes	2018
22	RIT vs. Cabrini	2013
21	Tufts vs. Endicott	2010
20	SUNY Cortland vs. St. Lawrence	2017
20	RIT vs. Ithaca	2014
20	Dickinson vs. Adrian	2013
19	Tufts vs. Stevenson	2019
19	Tufts vs. SUNY Cortland	2016
19	Lynchburg vs. Aurora	2015
19	Stevenson vs. Cabrini	2010
19	SUNY Cortland vs. Gordon	2003
18	Salisbury vs. Lynchburg	2019
18	Tufts vs. Ithaca	2018
18	SUNY Cortland vs. Keene St.	2010
18	Roanoke vs. Ohio Wesleyan	2007
18	Ithaca vs. Cabrini	2007
18	Roanoke vs. Widener	2005
18	Nazareth vs. Eastern Conn. St.	2004
18	Gettysburg vs. Cabrini	2004

### GOALS IN A GAME—QUARTERFINALS

(1980-present)

No.	School vs. Opponent	Year
37	Hobart vs. MIT	1980
30	Salisbury vs. Ill. Wesleyan	2021
29	Hobart vs. Roanoke	1986
28	Washington Col. vs. Springfield	1985
27	Hobart vs. FDU-Florham	1981
26	Salisbury vs. Frank. & Marsh.	2003
25	Nazareth vs. Salisbury	1989
24	Salisbury vs. Washington Col.	1994
24	Washington Col. vs. Salisbury	1986
23	Salisbury vs. Hampden-Sydney	1995
22	Nazareth vs. Clarkson	1992
22	Hobart vs. Hampden-Sydney	1982
22	Washington Col. vs. Springfield	1982
21	Middlebury vs. Nazareth	2003
21	Salisbury vs. Washington Col.	2000
21	Ithaca vs. Salisbury	1992
21	Hobart vs. Denison	1984
20	Hobart vs. RIT	1990

---

## GOALS IN A GAME—SEMIFINALS

### (1980-present)

No.	School vs. Opponent	Year
23	Tufts vs. St. Lawrence	2016
23	Hobart vs. Salisbury	1990
23	Hobart vs. Washington Col.	1981
22	RIT vs. Wesleyan (CT)	2017
22	Hobart vs. SUNY Cortland	1986
22	Hobart vs. Ohio Wesleyan	1983
22	Hobart vs. Salisbury	1982
21	Tufts vs. RIT	2014
21	Middlebury vs. Nazareth	2001
21	Salisbury vs. Gettysburg	1995
21	Hobart vs. Salisbury	1980
20	Salisbury vs. Gettysburg	1994
20	Hobart vs. Nazareth	1993
20	Roanoke vs. Ithaca	1992
19	Wesleyan (CT) vs. Rochester Inst.	2018
19	Tufts vs. RIT	2015
19	Hobart vs. Nazareth	1991
19	Ohio Wesleyan vs. Frank. & Marsh.	1988
19	Hobart vs. Roanoke	1988
19	Washington Col. vs. Roanoke	1982

## GOALS IN A GAME—CHAMPIONSHIP

### (1980-present)

No.	School vs. Opponent	Year
22	Salisbury vs. Nazareth	1995
22	Nazareth vs. Roanoke	1992
19	Tufts vs. Lynchburg	2015
19	Salisbury vs. Tufts	2011
19	Salisbury vs. SUNY Cortland	2008
18	Hobart vs. Washington Col.	1990
18	Hobart vs. Ohio Wesleyan	1988
16	Cabrini vs. Amherst	2019
16	Middlebury vs. Salisbury	2000
16	Stevenson vs. RIT	2013
16	Washington Col. vs. Nazareth	1998
16	Hobart vs. Ohio Wesleyan	1993
29	RIT vs. Salisbury	2021
15	Salisbury vs. RIT	2017
15	Salisbury vs. SUNY Cortland	2007
15	Middlebury vs. Gettysburg	2001
15	Nazareth vs. Washington Col.	1997
15	Salisbury vs. Hobart	1994
15	Hobart vs. Washington Col.	1985

# OVERTIME GAMES

## OVERTIME GAMES BY YEAR (55)

Year	Round	Winner	Opponent
2021	Championship	RIT 15	Salisbury 14 (2OT)
2021	Quarterfinals	Chris. Newport 12	Lynchburg 11 (OT)
2019	Quarterfinals	Williams 12	RIT 11 (2OT)
2019	Quarterfinals	Cabrini 11	York (PA) 10
2019	Second Round	Springfield 16	Ursinus 15
2019	Second Round	St. John Fisher 11	Gettysburg 10 (2OT)
2019	First Round	John Carroll 7	Hope 6
2019	First Round	SUNY Maritime 14	Grove City 13
2018	First Round	New England Col. 10	Albion 9
2018	First Round	Morrisville St. 8	Eastern 7
2018	Second Round	Stevens 10	Springfield 9
2018	Third Round	Dickinson 10	Wash. & Lee 9
2016	First Round	Springfield 11	Middlebury 10 (3OT)
2016	First Round	Colorado Col. 11	Whittier 10
2016	First Round	Aurora 12	Albion 11
2016	Second Round	Gettysburg 11	Cabrini 10
2016	Quarterfinals	Salisbury 11	Denison 10
2016	Quarterfinals	Gettysburg 7	York (PA) 6
2015	Second Round	Gettysburg 10	Ursinus 9
2013	Semifinals	RIT 10	SUNY Cortland 9
2012	First Round	Stevens 13	Springfield 12
2012	First Round	Western New Eng. 6	Connecticut Col. 5 (2OT)
2012	First Round	Denison 12	Adrian 11 (2OT)
2011	First Round	Wittenberg 8	Adrian 7
2011	Second Round	RIT 13	Denison 12
2010	Second Round	Roanoke 11	Gettysburg 10
2010	Quarterfinals	Salisbury 12	Haverford 11
2010	Quarterfinals	Stevenson 15	Roanoke 14
2010	Semifinals	Salisbury 14	Stevenson 13
2009	First Round	Eastern Conn. St. 10	Merchant Marine 9
2009	First Round	Wash. & Lee 6	FDU-Florham 5
2008	Second Round	Gettysburg 8	Denison 7
2008	Quarterfinals	SUNY Cortland 11	Middlebury 10
2008	Quarterfinals	Ithaca 13	Western New Eng. 12
2008	Semifinals	Salisbury 11	Gettysburg 10 (2OT)
2006	First Round	Denison 10	Ohio Wesleyan 9
2006	Semifinals	Salisbury 13	Roanoke 12
2006	Semifinals	SUNY Cortland 7	Wesleyan (CT) 6
2006	Championship	SUNY Cortland 13	Salisbury 12
2003	Second Round	Hamilton 11	Eastern Conn. St. 10
2003	Second Round	Frank. & Marsh. 13	Lynchburg 12
2003	Semifinals	Middlebury 9	SUNY Cortland 8 (2OT)
2003	Championship	Salisbury 14	Middlebury 13
2002	First Round	Ithaca 16	Western New Eng. 15
2000	First Round	RIT 13	Springfield 12
1999	Quarterfinals	RIT 14	Gettysburg 13
1997	Quarterfinals	Gettysburg 10	Salisbury 9 (2OT)
1997	Championship	Nazareth 15	Washington Col. 14
1996	Championship	Nazareth 11	Washington Col. 10
1994	Quarterfinals	Gettysburg 11	Denison 10 (3 ot)
1994	Quarterfinals	Nazareth 14	RIT 13
1992	Semifinals	Nazareth 13	Hobart 12
1989	Semifinals	Ohio Wesleyan 9	Washington Col. 8
1982	Championship	Hobart 9	Washington Col. 8
1980	Quarterfinals	Ithaca 15	Washington Col. 14

## OVERTIME GAMES BY SCHOOL (108)


School	Year	Score vs. Opponent	Round
Adrian (0-2)	2012	11-12 vs. Denison (2OT)	First Round
	2011	7-8 vs. Wittenberg	First Round
Albion (0-2)	2018	9-10 vs. New England Col.	First Round
	2016	11-12 vs. Aurora	First Round
Aurora (1-0)	2016	12-11 vs. Albion	First Round
Cabrini (1-1)	2019	11-10 vs. York (PA)	Quarterfinals
	2016	10-11 vs. Gettysburg	Second Round
Colorado Col. (1-0)	2016	11-10 vs. Whittier	First Round
Connecticut Col. (0-1)	2012	5-6 vs. Western New Eng. (2OT)	First Round
Chris. Newport (0-1)	2021	11-12 vs. Lynchburg	Quarterfinals
Denison (2-4)	2016	10-11 vs. Salisbury	Quarterfinals
	2012	12-11 vs. Adrian (2OT)	First Round
	2011	12-13 vs. RIT	Second Round
	2008	7-8 vs. Gettysburg	Second Round
	2006	10-9 vs. Ohio Wesleyan	First Round
	1994	10-11 vs. Gettysburg (3 ot)	Quarterfinals
Dickinson (1-0)	2018	10-9 vs. Wash. & Lee	Third Round
Eastern (0-1)	2018	7-8 vs. Morrisville St.	First Round
Eastern Conn. St. (1-1)	2009	10-9 vs. Merchant Marine	First Round
	2003	10-11 vs. Hamilton	Second Round
FDU-Florham (0-1)	2009	5-6 vs. Wash. & Lee	First Round
Frank. & Marsh. (1-0)	2003	13-12 vs. Lynchburg	Second Round
Gettysburg (6-4)	2019	10-11 vs. St. John Fisher (2OT)	Second Round
	2016	7-6 vs. York (PA)	Quarterfinals
	2016	11-10 vs. Cabrini	Second Round
	2015	10-9 vs. Ursinus (2OT)	Second Round
	2010	10-11 vs. Roanoke	Second Round
	2008	8-7 vs. Denison	Second Round
	2008	10-11 vs. Salisbury (2OT)	Semifinals
	1999	13-14 vs. RIT	Quarterfinals
	1997	10-9 vs. Salisbury (2OT)	Quarterfinals
	1994	11-10 vs. Denison (3OT)	Quarterfinals
Grove City (0-1)	2019	13-14 vs. SUNY Maritime	First Round
Hamilton (1-0)	2003	11-10 vs. Eastern Conn. St.	Second Round
Haverford (0-1)	2010	11-12 vs. Salisbury	Quarterfinals
Hobart (1-1)	1992	12-13 vs. Nazareth	Semifinals
	1982	9-8 vs. Washington Col.	Championship
Hope (0-1)	2019	6-7 vs. John Carroll	First Round
Ithaca (3-0)	2008	13-12 vs. Western New Eng.	Quarterfinals
	2002	16-15 vs. Western New Eng.	First Round
	1980	15-14 vs. Washington Col.	Quarterfinals
John Carroll (1-0)	2019	7-6 vs. Hope	First Round
Lynchburg (0-2)	2021	11-12 vs. Lynchburg	Quarterfinals
	2003	12-13 vs. Frank. & Marsh.	Second Round
Merchant Marine (0-1)	2009	9-10 vs. Eastern Conn. St.	First Round
Middlebury (1-3)	2016	10-11 vs. Springfield (3OT)	First Round
	2008	10-11 vs. SUNY Cortland	Quarterfinals
	2003	9-8 vs. SUNY Cortland (2OT)	Semifinals
	2003	13-14 vs. Salisbury	Championship
Morrisville St. (1-0)	2018	8-7 vs. Eastern	First Round
Nazareth (4-0)	1997	15-14 vs. Washington Col.	Championship
	1996	11-10 vs. Washington Col.	Championship
	1994	14-13 vs. RIT	Quarterfinals
	1992	13-12 vs. Hobart	Semifinals
New England Col. (1-0)	2018	10-9 vs. Albion	First Round
Ohio Wesleyan (1-1)	2006	9-10 vs. Denison	First Round
	1989	9-8 vs. Washington Col.	Semifinals

School	Year	Score vs. Opponent	Round
Roanoke (1-2)	2010	11-10 vs. Gettysburg	Second Round
	2010	14-15 vs. Stevenson	Quarterfinals
	2006	12-13 vs. Salisbury	Semifinals
RIT (5-2)	2021	15-14 vs. Salisbury (2OT)	Championship
	2019	11-12 vs. Williams (2OT)	Quarterfinals
	2013	10-9 vs. SUNY Cortland	Semifinals
	2011	13-12 vs. Denison	Second Round
	2000	13-12 vs. Springfield	First Round
	1999	14-13 vs. Gettysburg	Quarterfinals
Salisbury (6-3)	1994	13-14 vs. Nazareth	Quarterfinals
	2021	14-15 vs. Salisbury	Championship
	2016	11-10 vs. Denison	Quarterfinals
	2010	12-11 vs. Haverford	Quarterfinals
	2010	14-13 vs. Stevenson	Semifinals
	2008	11-10 vs. Gettysburg (2OT)	Semifinals
	2006	13-12 vs. Roanoke	Semifinals
	2006	12-13 vs. SUNY Cortland	Championship
	2003	14-13 vs. Middlebury	Championship
Springfield (2-3)	1997	9-10 vs. Gettysburg (2OT)	Quarterfinals
	2019	16-15 vs. Ursinus	Second Round
	2018	9-10 vs. Stevens	Second Round
	2016	11-10 vs. Middlebury (3OT)	First Round
	2012	12-13 vs. Stevens	First Round
	2000	12-13 vs. RIT	First Round
St. John Fisher (1-0)	2019	11-10 vs. Gettysburg (2OT)	Second Round
Stevens (2-0)	2018	10-9 vs. Springfield	Second Round
	2012	13-12 vs. Springfield	First Round
Stevenson (1-1)	2010	15-14 vs. Roanoke	Quarterfinals
SUNY Cortland (3-2)	2010	13-14 vs. Salisbury	Semifinals
	2013	9-10 vs. RIT	Semifinals
	2008	11-10 vs. Middlebury	Quarterfinals
	2006	7-6 vs. Wesleyan (CT)	Semifinals
	2006	13-12 vs. Salisbury	Championship
SUNY Maritime (1-0)	2003	8-9 vs. Middlebury (2OT)	Semifinals
SUNY Maritime (1-0)	2019	14-13 vs. Grove City	First Round
	2019	15-16 vs. Springfield	Second Round
Ursinus (0-2)	2015	9-10 vs. Gettysburg (2OT)	Second Round
	2015	9-10 vs. Gettysburg (2OT)	Second Round
Wash. & Lee (1-1)	2018	9-10 vs. Dickinson	Third Round
	2009	6-5 vs. FDU-Florham	First Round
Washington Col. (0-5)	1997	14-15 vs. Nazareth	Championship
	1996	10-11 vs. Nazareth	Championship
	1989	8-9 vs. Ohio Wesleyan	Semifinals
	1982	8-9 vs. Hobart	Championship
	1980	14-15 vs. Ithaca	Quarterfinals
Wesleyan (CT) (0-1)	2006	6-7 vs. SUNY Cortland	Semifinals
Western New Eng. (1-2)	2012	6-5 vs. Connecticut Col. (2OT)	First Round
	2008	12-13 vs. Ithaca	Quarterfinals
	2002	15-16 vs. Ithaca	First Round
Whittier (0-1)	2016	10-11 vs. Colorado Col.	First Round
Williams (1-0)	2019	12-11 vs. RIT (2OT)	Quarterfinals
Wittenberg (1-0)	2011	8-7 vs. Adrian	First Round
York (PA) (0-2)	2019	10-11 vs. Cabrini	Quarterfinals
	2016	6-7 vs. Gettysburg	Quarterfinals

16 in First Round; 10 in Second Round; 1 in Third Round; 13 in Quarterfinals; 8 in Semifinals; 5 in Championship Game; 8 were 2 OT; 2 were 3 OT.




# 2015 NCAA Division III Men's Lacrosse Championship



NCAA LACROSSE

\* Host Institution  
All times are Eastern time.  
Information subject to change.


  
 2016 DIVISION III MEN'S  
**LACROSSE CHAMPIONSHIP**



\*Host institution  
 All times are Eastern time.  
 Information subject to change.



2017 NCAA Division III Men's Lacrosse Championship



Scoreboard  
 Freshman, Massachusetts  
 8 p.m.  
 Live on NCAA.com

NATIONAL  
CHAMPION

\* Host Institution  
 All times are Eastern Time.  
 Information subject to change.







# 2021 DIVISION III MEN'S LACROSSE CHAMPIONSHIP


**First Round**  
May 15  
\*May 14\*

**Second Round**  
May 16  
\*May 15\*

**Quarterfinals**  
May 22

**Semifinals**  
May 23

**Championship**  
May 30



All times are Eastern time.  
Information subject to change.