


# Division I Men's Records

---

Individual Records .....	6
Team Records .....	11
Polls .....	15



## Individual Records

Official NCAA Division I men's soccer records began with the 1959 season and are based on information submitted to the NCAA statistics service by institutions participating in the statistics rankings. Career records of players include only those years in which they competed in Division I. Annual champions started in the 1998 season, which was the first year the NCAA compiled weekly leaders. In statistical rankings, the rounding of percentages and/or averages may indicate ties where none exist. In these cases, the numerical order of the rankings is accurate.

### Scoring

#### POINTS

##### Game

18—Marty Ryczek, Stetson vs. Southeastern Bible, Sept. 19, 1974

##### Season

108—Thompson Usiyan, Appalachian St., 1980 (17 games)

##### Career

255—Thompson Usiyan, Appalachian St., 1977-80 (49 games)

#### POINTS PER GAME

##### Season

6.35—Thompson Usiyan, Appalachian St., 1980 (108 in 17 games)

##### Career (Min. 100 points)

5.20—Thompson Usiyan, Appalachian St., 1977-80 (255 in 49 games)

#### GOALS

##### Game

8—Paul Wright, Central Conn. St. vs. Md.-East. Shore, 1995; Juan Bernal, South Ala. vs. Birmingham-So., 1981; Marty Ryczek, Stetson vs. Southeastern Bible, Sept. 19, 1974

#### Season

46—Thompson Usiyan, Appalachian St., 1980 (17 games)

#### Career

109—Thompson Usiyan, Appalachian St., 1977-80 (49 games)

#### GOALS PER GAME

##### Season

2.71—Thompson Usiyan, Appalachian St., 1980 (46 in 17 games)

##### Career (Min. 45 goals)

2.31—Herb Schmidt, Rutgers, 1959-61 (90 in 39 games)

#### ASSISTS

##### Game

7—Mike Granelli, St. Peter's vs. New York U., Oct. 17, 1985

##### Season

24—Ben Ferry, George Washington, 1997 (18 games)

##### Career

66—Dante Washington, Radford, 1988-92 (88 games)

#### ASSISTS PER GAME

##### Season

1.64—Joe Casucci, Niagara, 1970 (14 games)

##### Career (Min. 30 assists)

0.95—Hayden Knight, Marquette, 1976-79 (42 in 44 games)

### Goalkeeping

#### SAVES

##### Game

44—John Santos, Fairleigh Dickinson vs. New York U., 1959

##### Season

230—Ray Migas, DePaul, 1987 (18 games)

##### Career

620—Jose Grave dePeralta, Wake Forest, 1980-83 (77 games)

#### SAVES PER GAME

##### Season

21.8—John Santos, Fairleigh Dickinson, 1959 (218 in 10 games)

##### Career

12.08—Dale Hetherington, Western Mich., 1973-76 (604 in 50 games)

#### GOALS AGAINST AVERAGE

##### Season (Min. 1,200 minutes)

0.26—John Putna, Indiana, 1978 (6 GA in 2,075 min.)

##### Career (Min. 2,500 minutes)

0.34—Tony Meola, Virginia, 1988-89 (11 GA in 2,922 min.)

#### GOALKEEPER MINUTES PLAYED

8,306:00—Steve McCullough, UNC Asheville/Marquette, 1991-94

#### 40 GOALS AND 40 ASSISTS

##### Career

24 players (most recent: Andrew Williams, Rhode Island, 1994-97)

### Miscellaneous

#### FASTEST GOAL FROM START OF GAME

:09—Josh Brinkley, UAB vs. Belmont, Nov. 5, 1999; Jari Takatalo, James Madison vs. UNC Wilmington, Oct. 12, 1996

#### FASTEST CONSECUTIVE GOALS

:09—John Hall, American (2) vs. George Washington, Oct. 6, 1987

#### FASTEST CONSECUTIVE GOALS BY OPPOSING TEAMS

:03—UC Santa Barb. (Aaron Wellman), then UCLA (Seth George), Nov. 6, 1998

#### CONSECUTIVE GAMES WITH AT LEAST ONE GOAL

16—Pete Millich, Akron, Sept. 23, 1961 to Oct. 6, 1962

#### CONSECUTIVE SHUTOUT MINUTES

900:00—Randy Phillips, Southern Methodist, Sept. 27, 1980 to Nov. 5, 1980

### Game

#### POINTS

No.	Player, Team vs. Opponent	Date
18	Marty Ryczek, Stetson vs. Southeastern Bible	Sept. 19, 1974
17	Paul Wright, Central Conn. St. vs. Md.-East. Shore	1995
17	Edward Kositzki, Northern Ill. vs. Valparaiso	Oct. 9, 1971
17	Manuel Hernandez, San Jose St. vs. UC Santa Cruz	1969
16	Michael King, Fairleigh Dickinson vs. Monmouth	1982
16	Juan Bernal, South Ala. vs. Birmingham So.	1981
16	Nnamdi Nwokocho, Clemson vs. Belmont Abbey	Sept. 9, 1979
16	Edward Kositzki, Northern Ill. vs. Ball St.	Oct. 23, 1971
15	Dante Washington, Radford vs. Md.-East. Shore	1990
15	Dante Washington, Radford vs. Atlantic Christian	Oct. 22, 1988
15	Thompson Usiyan, Appalachian St. vs. George Washington	Nov. 15, 1978
15	Dan McCrudden, Rhode Island vs. Boston College	1975
14	John Dugan, Va. Commonwealth vs. West Va. Tech.	Oct. 5, 1987
14	Mark Erwin, Wake Forest vs. St. Andrews	Sept. 16, 1983
14	Declan McSheffrey, South Ala. vs. Samford	1983
14	Joe Casucci, Niagara vs. Canisius	1970
14	Benito Artinano, North Carolina St. vs. Appalachian St.	1964
14	Pete Millich, Akron vs. Frostburg St.	Nov. 3, 1962
14	Pete Millich, Akron vs. Case Tech	Oct. 23, 1961

#### GOALS

No.	Player, Team vs. Opponent	Date
8	Paul Wright, Central Conn. St. vs. Md.-East. Shore	1995
8	Juan Bernal, South Ala. vs. Birmingham Southern	1981
8	Marty Ryczek, Stetson vs. Southeastern Bible	Sept. 19, 1974
7	Mark Erwin, Wake Forest vs. St. Andrews	Sept. 16, 1983
7	Declan McSheffrey, South Ala. vs. Samford	1983
7	Michael King, Fairleigh Dickinson vs. Monmouth	1982
7	Nnamdi Nwokocho, Clemson vs. Belmont Abbey	Sept. 9, 1979
7	Thompson Usiyan, Appalachian St. vs. George Washington	Nov. 15, 1978
7	Dan McCrudden, Rhode Island vs. Boston College	1975
7	Edward Kositzki, Northern Ill. vs. Ball St.	Oct. 23, 1971

No.	Player, Team vs. Opponent	Date
7	Edward Kositzki, Northern Ill. vs. Valparaiso	Oct. 9, 1971
7	Manuel Hernandez, San Jose St. vs. UC Santa Cruz	1969
7	Benito Artinano, North Carolina St. vs. Appalachian St.	1964
7	Pete Millich, Akron vs. Frostburg St.	Nov. 3, 1962

#### ASSISTS

No.	Player, Team vs. Opponent	Date
7	Mike Granelli, St. Peter's vs. New York U.	Oct. 17, 1985
6	Mark Abele, Santa Clara vs. Sacramento St.	Oct. 29, 1980
5	Fred Silva, Virginia Tech vs. Elon	Sept. 5, 2001
5	Chris Fronk, Stetson vs. Florida Tech	Sept. 26, 2000
5	Josh Back, Detroit vs. Alabama A&M	Nov. 1, 1998
5	Ben Ferry, George Washington vs. Fordham	Sept. 5, 1997
5	Medufia Kulego, St. John's (N.Y.) vs. Manhattan	Sept. 13, 1995
5	Kevin O'Neill, Buffalo	Oct. 5, 1993
5	Willy Roy, Jr., Northern Ill. vs. Ill.-Chicago	Oct. 24, 1989
5	Chip Gill, Western Mich. vs. IPFW	Oct. 26, 1988
5	Jason Cohen, DePaul vs. Chicago St.	1987
5	Paul Shaver, Wright St.	1986
5	Kevin Green, Western Mich. vs. Toledo	Sept. 23, 1984
5	Miguel Avila, Santa Clara vs. St. Mary's (Cal.)	Oct. 24, 1979
5	Rosendo Gutierrez, Fresno St. vs. St. Mary's (Cal.)	1979
5	Zach Papanikolaou, Wis.-Milwaukee vs. Beloit	Sept. 29, 1973
5	Rich Coleman, James Madison vs. Old Dominion	Oct. 28, 1972
5	Jim Zylker, San Jose St. vs. Cal St. Hayward	1972

#### SAVES

No.	Player, Team vs. Opponent	Date
44	John Santos, Fairleigh Dickinson vs. New York U.	1959
37	Tom Boehm, Western Mich. vs. Evansville	Sept. 21, 1977
35	Dale Hetherington, Western Mich. vs. Spring Arbor	Oct. 11, 1975
34	Bucky Moser, East Carolina vs. North Carolina	1974
34	Alan Weinberger, Boston U. vs. Babson	Sept. 30, 1972
34	Mike Rado, Wright St. vs. Oberlin	Oct. 18, 1969
33	Howie Levin, Bucknell vs. Lycoming	Nov. 11, 1967
30	Hans Mueh, Air Force vs. Benedictine	Oct. 3, 1965

No.	Player, Team vs. Opponent	Date
30	Hans Mueh, Air Force vs. North Carolina	Oct. 1, 1965
29	Keith Shroyer, Western Mich. vs. Michigan St.	Oct. 20, 1971
28	Ken Clark, Temple vs. Penn St.	1994
28	Paul Turin, South Carolina vs. Appalachian St.	Oct. 29, 1978
28	Frank Crupi, Fairleigh Dickinson vs. Bucknell	1975
28	Pete Mannos, Northern Ill. vs. SIU-Edwardsville	Oct. 12, 1974
28	Gary Kovacs, Bowling Green vs. Akron	Oct. 8, 1968

## Season

### POINTS PER GAME

Player, Team	Year	Games	Points	Avg.
Thompson Usiyan, Appalachian St.	1980	17	108	6.35
Thompson Usiyan, Appalachian St.	1978	13	78	6.00
Edward Kositzki, Northern Ill.	1971	11	63	5.73
Mario Ribera, Tex.-Pan American	1992	12	68	5.67
Pete Millich, Akron	1961	14	75	5.36
Herb Schmidt, Rutgers	1960	13	66	5.08
Dov Markus, Long Island	1965	14	70	5.00
Carl Gentile, St. Louis	1964	14	70	5.00
Herb Schmidt, Rutgers	1961	14	68	4.86
Carl Gentile, St. Louis	1964	13	61	4.69
Jim Thames, Air Force	1965	11	50	4.55
Walter Chyzowych, Temple	1959	11	50	4.55
Joe Casucci, Niagara	1970	14	63	4.50
Henry Abadi, Clemson	1973	16	71	4.44
Len Salvemini, Air Force	1973	12	52	4.33
Jose Almeyda, Wright St.	1972	12	51	4.25
Al Korbus, San Jose St.	1963	12	50	4.17
Manuel Hernandez, San Jose St.	1968	15	62	4.13
Manuel Hernandez, San Jose St.	1969	15	60	4.00
Rick Shannon, Jacksonville	1970	13	50	3.85

### POINTS

Player, Team	Year	Games	Points
Thompson Usiyan, Appalachian St.	1980	17	108
Mark Erwin, Wake Forest	1983	21	79
Ted Rafalovich, Stanford	1978	22	79
Thompson Usiyan, Appalachian St.	1978	13	78
Jimmy Glenn, Clemson	1993	24	76
Dante Washington, Radford	1988	24	76
Pete Millich, Akron	1961	14	75
David Doyle, Campbell	1986	20	74
Robert Ukrop, Davidson	1992	27	72
Sam Okpodu, North Carolina St.	1982	19	72
Henry Abadi, Clemson	1973	16	71
Wojtek Krakowiak, Clemson	1998	24	70
Dov Markus, Long Island	1965	14	70
Carl Gentile, St. Louis	1963	14	70
Michael King, Fairleigh Dickinson	1982	21	69
Mario Ribera, Tex.-Pan American	1992	12	68
Herb Schmidt, Rutgers	1961	14	68
Herb Schmidt, Rutgers	1960	13	66
Siggi Eyjolfsson, Greensboro	1998	24	65
Nesa Stefanovic, Jacksonville	1998	23	65
Volde Harris, Clemson	1993	23	65
Kamal Khalilian, Southern Methodist	1980	18	65

### GOALS PER GAME

Player, Team	Year	Games	Goals	Avg.
Thompson Usiyan, Appalachian St.	1980	17	46	2.71
Thompson Usiyan, Appalachian St.	1978	13	34	2.62
Herb Schmidt, Rutgers	1960	13	33	2.54
Dov Markus, Long Island	1965	14	35	2.50
Edward Kositzki, Northern Ill.	1971	11	27	2.45
Herb Schmidt, Rutgers	1961	14	34	2.43
Mario Ribera, Tex.-Pan American	1992	12	29	2.42
Walter Chyzowych, Temple	1959	11	25	2.27
Pete Millich, Akron	1961	14	31	2.21
Carl Gentile, St. Louis	1963	14	30	2.14
Pete Millich, Akron	1962	10	21	2.10
Jose Almeyda, Wright St.	1972	12	25	2.08
Al Korbus, San Jose St.	1963	12	25	2.08
Carl Gentile, St. Louis	1964	13	27	2.08
Henry Abadi, Clemson	1972	16	32	2.00
George Endler, St. Louis	1959	12	24	2.00
Len Salvemini, Air Force	1973	12	23	1.92
Herb Schmidt, Rutgers	1959	12	23	1.92
Jim Thames, Air Force	1965	11	20	1.82
Dave Rath, Bucknell	1969	13	23	1.77

### GOALS

Player, Team	Year	Games	Goals
Thompson Usiyan, Appalachian St.	1980	17	46
Mark Erwin, Wake Forest	1983	21	36
Dov Markus, Long Island	1965	14	35
David Doyle, Campbell	1986	20	34
Thompson Usiyan, Appalachian St.	1978	13	34
Herb Schmidt, Rutgers	1961	14	34
Herb Schmidt, Rutgers	1960	13	33
Jimmy Glenn, Clemson	1993	24	32
Henry Abadi, Clemson	1973	16	32
Wojtek Krakowiak, Clemson	1998	24	31
Robert Ukrop, Davidson	1992	27	31
Michael King, Fairleigh Dickinson	1982	21	31
Pete Millich, Akron	1961	14	31
Carl Gentile, St. Louis	1963	14	30
Volde Harris, Clemson	1993	23	29
Mario Ribera, Tex.-Pan American	1992	12	29
Sam Okpodu, North Carolina St.	1982	19	29
Bjorn Tronstad, San Francisco	1979	26	29
Kevin Lovejoy, Notre Dame	1978	23	29
Jack Cardosa, West Virginia	1973	17	29

### ASSISTS PER GAME

Player, Team	Year	Games	Assists	Avg.
Joe Casucci, Niagara	1970	14	23	1.64
Ben Ferry, George Washington	1997	18	24	1.33
Pat McBride, St. Louis	1963	14	17	1.21
Pat Gross, Campbell	1993	19	23	1.21
Ben Ferry, George Washington	1996	17	20	1.18
Carmelo Rago, Eastern Ill.	1969	15	17	1.13
Chris Ogu, North Carolina St.	1982	19	21	1.11
Frank Abel, Akron	1960	11	12	1.09
Jim Zylker, San Jose St.	1968	15	16	1.07
Ted Rafalovich, Stanford	1978	22	23	1.05
Aleks Mihalovic, Jacksonville	1978	19	20	1.05
Armando Valdivia, Cal St. Northridge	1993	20	20	1.00
Hilmar Bjornsson, UNC Greensboro	1992	22	22	1.00
Kamal Khalilian, Southern Methodist	1982	18	18	1.00
George Nanchoff, Akron	1975	13	13	1.00
Dan McHugh, Evansville	1985	23	22	0.96
Daniel Hernandez, Southern Methodist	1997	22	21	0.95
Matt McKeon, St. Louis	1995	21	20	0.95
Rivers Guthrie, Clemson	1994	19	18	0.95
Scott Millar, Winthrop	1996	18	17	0.94

### ASSISTS

Player, Team	Year	Games	Assists
Ben Ferry, George Washington	1997	18	24
Pat Gross, Campbell	1993	19	23
Ted Rafalovich, Stanford	1978	22	23
Joe Casucci, Niagara	1970	14	23
Hilmar Bjornsson, UNC Greensboro	1992	22	22
Dante Washington, Radford	1988	24	22
Dan McHugh, Evansville	1985	23	22
Daniel Hernandez, Southern Methodist	1997	22	21
Chris Ogu, North Carolina St.	1982	19	21
Ben Ferry, George Washington	1996	17	20
Mike Fisher, Virginia	1996	22	20
Matt McKeon, St. Louis	1995	21	20
Andrew Williams, Rhode Island	1995	23	20
Armando Valdivia, Cal St. Northridge	1993	20	20
Dean Herritty, Coastal Carolina	1989	22	20
Jeff Baicher, Santa Clara	1989	23	20
Pedro DeBrito, Connecticut	1981	25	20
Pedro DeBrito, Connecticut	1979	26	20
Aleks Mihalovic, Jacksonville	1978	19	20
Miles Joseph, Clemson	1993	24	19
Guillermo Jara, San Diego	1992	24	19
Eric Eichmann, Clemson	1985	23	19
Aris Bogdaneris, South Fla.	1984	21	19
Jimmy Koutsokalis, Charlotte	1979	24	19

### SAVES PER GAME

Player, Team	Year	Games	Saves	Avg.
John Santos, Fairleigh Dickinson	1959	10	218	21.80
Bill Lebov, Bucknell	1964	12	228	19.00
Jim Mueller, New Hampshire	1970	10	162	16.20
Dale Hetherington, Western Mich.	1975	12	187	15.58
Gary Kovacs, Bowling Green	1968	10	149	14.90
Pete Mannos, Northern Ill.	1974	10	147	14.70
Alan Mayer, James Madison	1971	12	162	13.50
Ray Migas, DePaul	1987	18	230	12.78

Player, Team	Year	Games	Saves	Avg.
Alan Weinberger, Boston U.	1972	15	190	12.67
Mike Wescott, Syracuse	1977	14	174	12.42
Jim Kane, St. Bonaventure	1988	17	209	12.29
Henry Castaneda, George Mason	1971	14	171	12.21
Dragan Radovich, St. Francis (N.Y.)	1976	15	181	12.07
Tom McCormack, St. John's (N.Y.)	1979	13	156	12.00
John Fetzer, Wis.-Milwaukee	1976	15	179	11.93
Carl Powell, Wright St.	1979	14	162	11.57
Gordie Tuttle, New Hampshire	1977	15	170	11.33
Bob Lahey, Northwestern	1984	18	195	10.83
Jonathan Demeter, Connecticut	1971	15	162	10.80
Steve Price, Boston College	1977	16	170	10.63

### SAVES

Player, Team	Year	Games	Saves
Ray Migas, DePaul	1987	18	230
Bill Lebov, Bucknell	1964	12	228
Jose Grave dePeralta, Wake Forest	1983	21	218
John Santos, Fairleigh Dickinson	1959	10	218
Jim Kane, St. Bonaventure	1988	17	209
Jay Thomas, Va. Commonwealth	1980	21	202
Bob Lahey, Northwestern	1984	18	195
Howie Friedman, Boston U.	1979	21	193
Roger Burgess, Charlotte	1980	21	190
Alan Weinberger, Boston U.	1972	15	190
Mark Woseley, St. Francis (N.Y.)	1990	20	189
Dale Hetherington, Western Mich.	1975	12	187
Matt Malek, Northeastern Ill.	1997	19	182
Steve Fisher, Richmond	1983	20	181
Dragan Radovich, St. Francis (N.Y.)	1976	15	181
John Fetzer, Wis.-Milwaukee	1976	15	179
Albert Taras, Wright St.	1981	22	178
Nick Christou, Canisus	1994	17	177
Harvey Torman, UAB	1984	19	174
Jim Adams, Monmouth	1991	21	172

### GOALS-AGAINST AVERAGE (Min. 1,200 Minutes)

Player, Team	Year	Ga	Min.	GAA
John Putna, Indiana	1978	6	2,075	0.26
Trey Harrington, Evansville	1990	7	2,389	0.26
Tony Meola, Virginia	1988	5	1,475	0.31

Player, Team	Year	Ga	Min.	GAA
Jeff Duback, Yale	1986	5	1,433	0.31
Brett Phillips, Old Dominion	1991	7	1,942	0.32
Terry Higgins, Fairleigh Dickinson	1984	5	1,364	0.33
Kasey Keller, Portland	1988	7	1,900	0.33
James Swanner, Clemson	1983	8	1,930	0.37
Tony Meola, Virginia	1989	6	1,447	0.37
Ken Bernstein, George Mason	1982	7	1,635	0.39
Eduardo Caruacho, South Ala.	1987	6	1,385	0.39
Bill Andracki, Rutgers	1990	9	2,055	0.39
Greg Raber, Kentucky	2001	5	1,137	0.40
Colin Rogers, Indiana	2001	9	2,045	0.40
Aidan Heaney, Charlotte	1991	9	2,036	0.40
Kevin Kane, North Carolina	1978	6	1,357	0.40
Kasey Keller, Portland	1989	9	2,018	0.40
Joe Papaleo, Syracuse	1982	9	1,975	0.41
Zach Thornton, Loyola (Md.)	1993	9	1,928	0.42
T. J. Hannig, Indiana	1998	11	2,251	0.44

### Career

### POINTS PER GAME (Min. 100 Points)

Player, Team	Years	Games	Points	Avg.
Thompson Usiyan, Appalachian St.	1977-80	49	255	5.20
Herb Schmidt, Rutgers	1959-61	39	180	4.62
Pete Millich, Akron	1960-63	48	204	4.25
Nick Papadakis, Hartwick	1963-66	43	170	3.95
Carl Gentile, St. Louis	1963-65	41	160	3.90
Benito Artinano, North Carolina St.	1961, 63-64	34	121	3.56
Manuel Hernandez, San Jose St.	1968-69, 71	47	165	3.51
Gerry Balassi, St. Louis	1960-62	43	143	3.33
Hayden Knight, Marquette	1976-79	44	146	3.32
Dov Marcus, Long Island	1965-67	48	156	3.25
Pat McBride, St. Louis	1963-65	41	130	3.17
Joe Casucci, Niagara	1969-72	48	150	3.13
Dale Russell, Philadelphia U.	1973-76	66	198	3.00
Ismael Perez, San Jose St.	1975-78	60	173	2.88
Len Salvemini, Air Force	1971-74	52	149	2.87
Kamal Khalilian, Southern Methodist	1980-82	54	153	2.83
George Nanchoff, Akron	1973-76	51	144	2.82
Wolde Harris, Clemson	1993-95	61	170	2.79
Fred Pereira, Brown	1974-76	45	124	2.76
Shoa Agonafer, UCLA	1969-72	70	192	2.74
Heikki Ritvanen, UCF	1996-99	69	188	2.72
Toni Siikala, Campbell	1992-95	60	163	2.72
Nnamdi Nwokocho, Clemson	1979-82	63	171	2.71
Roy Wegerle, South Fla.	1982-83	39	103	2.64
Dante Washington, Radford	1988-92	88	230	2.61

### POINTS

Player, Team	Years	Games	Points
Thompson Usiyan, Appalachian St.	1977-80	49	255
Dante Washington, Radford	1988-92	88	230
Michael King, Fairleigh Dickinson	1982-85	91	206
Pete Millich, Akron	1960-63	48	204
Dale Russell, Philadelphia U.	1973-76	66	198
Ken Snow, Indiana	1987-90	87	196
Ole Mikkelsen, UCLA	1977-80	100	194
Shoa Agonafer, UCLA	1969-72	70	192
Sam Okpodu, North Carolina St.	1981-84	79	191
Heikki Ritvanen, UCF	1996-99	69	188
Siggi Eyjolfsson, UNC Greensboro	1995-98	87	185
John Wolyniec, Fordham	1995-98	81	184
Brian McBride, St. Louis	1990-93	89	184
Robert Ukrop, Davidson	1988-92	95	184
Cesidio Colasante, La Salle	1994-97	77	183
Steve Burks, Indiana	1973-76	72	182
Herb Schmidt, Rutgers	1959-61	39	180
Ismael Perez, San Jose St.	1975-78	60	173
Nnamdi Nwokocho, Clemson	1979-82	63	171
Wolde Harris, Clemson	1993-95	61	170
Nick Papadakis, Hartwick	1963-66	43	170
Bob Rohrbach, Dayton	1972-75		169
Milke Fisher, Virginia	1993-96	94	167
Jim Tursi, Portland	1977-80	90	167
Armando Belancourt, Indiana	1979-81	72	165
Manuel Hernandez, San Jose St.	1968-69, 71	47	165

### GOALS PER GAME (Min. 45 Goals)

Player, Team	Years	Games	Goals	Avg.
Herb Schmidt, Rutgers	1959-61	39	90	2.31
Thompson Usiyan, Appalachian St.	1977-80	49	109	2.22
Pete Millich, Akron	1960-63	48	85	1.77




Photo courtesy Loyola (Md.) Sports Information

Zach Thornton of Loyola (Md.) put together one of the best seasons in NCAA history when he allowed only nine goals in the 1993 season.

Player, Team	Years	Games	Goals	Avg.
Nick Papadakis, Hartwick	1963-66	43	76	1.77
Benito Artinano, North Carolina St.	1961, 63-64	34	57	1.68
Carl Gentile, St. Louis	1963-65	41	67	1.63
Dov Marcus, Long Island	1965-67	48	78	1.63
Ray Klivecka, Long Island	1961-63	35	55	1.57
Charlie Duccilli, Temple	1965-67	44	66	1.50
Guy Busch, Michigan St.	1965-67	36	54	1.50
Chris Ohiri, Harvard	1961-63	32	47	1.47
Manuel Hernandez, San Jose St.	1968-69,71	47	68	1.45
Tony Keyes, Michigan St.	1966-68	41	56	1.37
Heikki Ritvanen, UCF	1996-99	69	88	1.28
Ismael Perez, San Jose St.	1975-78	60	75	1.25
Len Salvemini, Air Force	1971-74	52	65	1.25
Wolde Harris, Clemson	1993-95	61	76	1.25
Trevor Harris, Michigan St.	1967-69	39	48	1.23
Dale Russell, Philadelphia U.	1973-76	66	81	1.23
Gerry Balassi, St. Louis	1960-62	43	52	1.21
Hayden Knight, Marquette	1976-79	44	52	1.18
Mike Biggs, Delaware	1968-70	40	47	1.18
Nnamdi Nwokocho, Clemson	1979-82	63	74	1.17
Mike Biggs, Delaware	1968-70	41	47	1.15
Ruben Molinares, Fairleigh Dickinson	1973-76	55	63	1.15

**GOALS**

Player, Team	Years	Games	Goals
Thompson Usiyan, Appalachian St.	1977-80	49	109
Herb Schmidt, Rutgers	1959-61	39	90
Heikki Ritvanen, UCF	1996-99	69	88
Michael King, Fairleigh Dickinson	1982-85	91	87
Pete Milich, Akron	1960-63	48	85
Ken Snow, Indiana	1987-90	87	84
Dante Washington, Radford	1988-92	88	82
Ole Mikkelsen, UCLA	1977-80	100	82
Dale Russell, Philadelphia U.	1973-76	66	81
Sam Okpodu, North Carolina St.	1981-84	79	78
Dov Markus, Long Island	1965-67	48	78
Steve Burks, Indiana	1973-76	72	77
Cesidio Colasante, La Salle	1994-97	77	76
Wolde Harris, Clemson	1993-95	61	76
Robert Ukrop, Davidson	1988-92	95	76
Shoa Agonafer, UCLA	1969-72	70	76
Nick Papadakis, Hartwick	1963-66	43	76
Siggi Eyjolfsson, UNC Greensboro	1995-98	87	75
John Wolyniec, Fordham	1995-98	81	75
Ismael Perez, San Jose St.	1975-78	60	75
Nnamdi Nwokocho, Clemson	1979-82	63	74
Brian McBride, St. Louis	1990-93	89	72
David Doyle, Campbell	1983-86	75	72
Jeff Gaffney, Virginia	1982-85	84	69
Toni Siikala, Campbell	1992-95	60	68
Keith DeFini, Creighton	1990-93	77	68
Mark Erwin, Wake Forest	1980-83	83	68
Manuel Hernandez, San Jose St.	1975-78	47	68

**ASSISTS PER GAME (Min. 30 Assists)**

Player, Team	Years	Games	Assists	Avg.
Hayden Knight, Marquette	1976-79	44	42	0.95
Pat McBride, St. Louis	1963-65	41	38	0.93
Joe Casucci, Niagara	1969-72	48	44	0.92
Gerry Balassi, St. Louis	1960-62	43	39	0.91
Jeff Baicher, Santa Clara	1989-90	43	37	0.86
Aleks Mihalovic, Jacksonville	1975-78	66	54	0.82
Carmelo Rago, Eastern Ill.	1969-71	38	31	0.82
Frank Abel, Akron	1959-62	46	36	0.78
Thompson Usiyan, Appalachian St.	1977-80	49	37	0.76
Dante Washington, Radford	1988-92	88	66	0.75
Ted Rafalovich, Stanford	1978-81	85	62	0.73
Ben Ferry, George Washington	1994-98	63	45	0.71
Kevin Kullyby, Wisconsin	1982-84	59	39	0.71
Pete Milich, Akron	1960-63	48	34	0.71
Todd Lindh, Wofford	1979-82	63	44	0.70
Chris Ogu, North Carolina St.	1980-83	79	55	0.70
Kamal Khalilian, Southern Methodist	1980-82	54	37	0.69
Andrew Williams, Rhode Island	1994-97	66	45	0.68
Steve Morris, Syracuse	1986-90	64	43	0.67
Fred Pereira, Brown	1974-76	45	30	0.67
Doug Yearwood, Georgia St.	1981-84	70	46	0.66
Fred Silva, Virginia Tech	1997, 99-2001	65	42	0.65
Markku Salminen, Monmouth	1987-89	58	37	0.64
Maurizio Rocha, Connecticut	1995-98	80	51	0.64
Dave MacWilliams, Philadelphia U.	1975-78	68	43	0.63
George Nanchoff, Akron	1973-76	51	32	0.63

**ASSISTS**

Player, Team	Years	Games	Assists
Dante Washington, Radford	1988-92	88	66
Ted Rafalovich, Stanford	1978-81	85	62
Pedro Debrito, Connecticut	1978-81	100	59
Mike Fisher, Virginia	1993-96	94	55
Chris Ogu, North Carolina St.	1980-83	79	55
Aleks Mihalovic, Jacksonville	1975-78	66	54
Richard Mulrooney, Creighton	1995-98	85	51
Maurizio Rocha, Connecticut	1995-98	85	51
Guillermo Jara, San Diego	1992-95	81	48
Toby Taitano, San Diego	1990-93	85	47
Eric Eichmann, Clemson	1983-86	88	47
Matt McKeon, St. Louis	1992-95	84	46
Sean Shapert, Indiana	1986-89	86	46
Bruce Murray, Clemson	1984-87	84	46
Aris Bogdaneris, South Fla.	1983-86	80	46
Doug Yearwood, Georgia St.	1981-84	70	46
Ben Ferry, George Washington	1994-98	63	45
Andrew Williams, Rhode Island	1994-97	66	45
Steve Klein, Bowling Green	1993-96	79	45
Thomas Kain, Duke	1982-85	88	45
Billy Owens, William & Mary	1992-95	90	44
Damian Silvera, Virginia	1992-95	98	44
Todd Lindh, Wofford	1979-82	63	44
Eric Price, UC Santa Barbara	1978-82	44	44
Joe Casucci, Niagara	1969-72	48	44

**SAVES PER GAME (Min. 300 Saves)**

Player, Team	Years	Games	Saves	Avg.
Dale Hetherington, Western Mich.	1973-76	50	604	12.08
Jim Mueller, New Hampshire	1970-73	38	457	12.03
Gordie Tuttle, New Hampshire	1976-79	52	507	9.75
Jim Kane, St. Bonaventure	1987-90	47	457	9.72
Dragan Radovich, St. Francis (N.Y.)	1975-78	58	532	9.17
Tom McCormack, St. John's (N.Y.)	1979-82	58	531	9.16
Nick Christou, Canisius	1992-95	57	516	9.05
Charlie Ingold, UNC Wilmington	1977-80	65	561	8.63
Howie Friedman, Boston U.	1977-79	54	460	8.52
Aaron Rhame, Valparaiso	1995-98	71	577	8.13
Jose Grave dePeralta, Wake Forest	1980-83	77	620	8.05
Tim Denman, Manhattan	1996-99	40	319	7.98
Jeff Kraft, Temple	1977-80	67	534	7.97
Dave Whitcraft, Delaware	1980, 82-84	57	441	7.74
Ken Clark, Temple	1994-97	43	325	7.56
John Ford, Canisius	1995-98	56	414	7.39
Albert Taras, Wright St.	1979-82	62	457	7.37
Stewart Beason, Virginia Tech	1982-85	63	461	7.32
John Fetzer, Wis.-Milwaukee	1973-76	55	400	7.27
Marty Guolo, Towson	1979-81	56	403	7.20
Peter Pappas, Philadelphia U.	1991-94	74	522	7.05
Michael Magno, DePaul	1990-93	47	326	6.94
Jim Dalla Riva, Creighton	1981-84	68	466	6.85
Don Tuohy, La Salle	1996-99	52	356	6.85
Brian Herr, Drexel	1994-97	71	483	6.80

**SAVES**

Player, Team	Years	Games	Saves
Jose Grave dePeralta, Wake Forest	1980-83	77	620
Dale Hetherington, Western Mich.	1973-76	50	604
Aaron Rhame, Valparaiso	1995-98	71	577
Charlie Ingold, UNC Wilmington	1977-80	65	561
Jeff Kraft, Temple	1977-80	67	534
Dragan Radovich, St. Francis (N.Y.)	1975-78	58	532
Tom McCormack, St. John's (N.Y.)	1979-82	58	531
Peter Pappas, Philadelphia U.	1991-94	74	522
Nick Christou, Canisius	1992-95	57	516
Gordie Tuttle, New Hampshire	1976-79	52	507
Chris Murphy, Holy Cross	1992-95	89	489
Brian Herr, Drexel	1994-97	71	483
David Higgins, Charlotte	1978-79, 81-82	74	481
John White, Radford	1978-81	80	475
Chris Doyle, Hartford	1998-2001	80	473
Jim Dalla Riva, Creighton	1981-84	68	466
Stewart Beason, Virginia Tech	1982-85	63	461
Howie Friedman, Boston U.	1977-79	54	460
Jim Kane, St. Bonaventure	1987-90	47	457
Albert Taras, Wright St.	1979-82	62	457
Jim Mueller, New Hampshire	1970-73	38	457
Jaro Zawislav, Clemson	1990-93	88	446
Scott Fusco, Bradley	1990-93	74	441
Dave Whitcraft, Delaware	1980-84	57	441
Joe Koury, Bowling Green	1979-82	70	441

**GOALS-AGAINST AVERAGE (Min. 2,500 Minutes)**

Player, Team	Years	GA	Min.	GAA
Tony Meola, Virginia	1988-89	11	2,922	0.34
Robert Ross, Connecticut	1975-79	14	3,600	0.35
Bob Willen, Virginia	1984-87	18	4,045	0.40
James Swanner, Clemson	1982-83	18	3,814	0.43
Colin Rogers, Indiana	1998-2001	18	3,236	0.50
Chris Oswald, Indiana	1980-83	29	5,042	0.52
Joe Mallia, Old Dominion	1987-90	28	4,808	0.52
Mark Schuur, Washington	1979-82	29	4,700	0.56
Scott Coufal, Indiana	1993-96	58	7,953	0.56
Jon Halliwill, Evansville	1985-88	42	6,669	0.57
Kevin Rueda, Santa Clara	1987-91	20	3,027	0.60
T.J. Hannig, Indiana	1997-00	44	6,616	0.60
Sean Burke, Akron	1983-84	24	3,600	0.60
Brad Friedel, UCLA	1990-92	40	5,984	0.60
Adam Zapala, Stanford	1997-00	57	8,111	0.63
Eric Yamamoto, Santa Clara	1986-89	49	6,972	0.63
Kasey Keller, Portland	1988-91	55	7,765	0.64
Russ Fant, James Madison	1987-90	30	4,143	0.65
Tom Zawislán, Creighton	1996-99	33	4,509	0.66
Jim St. Andre, Vermont	1986-89	57	7,762	0.66
Nick Rimando, UCLA	1997-99	31	4,193	0.67
Kevin Kane, North Carolina	1977-80	36	4,824	0.67
Chris Snitko, UCLA	1992-95	39	5,084	0.69
Joe O'Carroll, James Madison	1989-92	25	3,236	0.70
Charles Arndt, South Carolina	1985-88	41	5,286	0.70

**GOALKEEPER MINUTES PLAYED**

Player, Team	Years	Minutes
Steve McCullough, UNC Asheville/ Marquette	1991-94	8,306:00
Adin Brown, William & Mary	1996-99	8,256:00
Jim Welch, Marquette	1995-98	8,114:00
Adam Zapala, Stanford	1997-00	8,111:34
Scott Coufal, Indiana	1993-96	7,953:00
Scott Vallow, Bowling Green	1995-98	7,943:29
Jaro Zawislán, Clemson	1990-93	7,829:00
Byron Foss, Southern Methodist	1998-2001	7,787:00
Kasey Keller, Portland	1988-91	7,765:00
Jim St. Andre, Vermont	1986-89	7,762:00
Mark Modersohn, Southwest Mo. St.	1997-00	7,674:00
Trey Harrington, Evansville	1989-92	7,669:00
Anton Nistl, UCLA	1986-89	7,604:00
Chris Doyle, Hartford	1998-2001	7,558:32
Ricardo Leite, George Mason	1990-93	7,534:00
Matt Jordan, Clemson	1994-97	7,136:00
Whit Gibson, Penn St.	1996-99	7,115:00
Jeff Causey, Virginia	1990-93	7,050:00
Doug Brooks, California	1996-99	6,996:00
Paul Wesseling, Xavier	1997-2000	6,994:44
Kyle Krpata, Stanford	1989-92	6,993:00
Aidan Heaney, UNC Charlotte	1988-91	6,979:09
Tyler Purtil, Georgetown	1996-99	6,979:00
Eric Yamamoto, Santa Clara	1986-89	6,972:00
Scott Fusco, Bradley	1990-93	6,899:00

**PLAYERS WITH 40 GOALS AND 40 ASSISTS  
(Chronological order)**

Player, Team	Goals	Assists	Points	Years
Shoa Agonafer, UCLA	76	40	192	1969-72
Joe Casucci, Niagara	53	44	150	1969-72
Aleks Mihalovic, Jacksonville	41	54	136	1975-78
Hayden Knight, Marquette	52	42	146	1976-79
Dave McWilliams, Philadelphia U.	47	43	137	1976-79
Dan McNevin, Stanford	43	42	128	1977-79
Pedro Debrito, Connecticut	43	59	145	1978-81
Ted Rafalovich, Stanford	45	62	152	1978-81
Chris Ogu, North Carolina St.	51	55	157	1980-83
Doug Yearwood, Georgia St.	59	46	164	1981-84
Tom Kain, Duke	51	45	147	1982-85
John Kerr, Duke	42	43	127	1983-86
Dan McHugh, Evansville	46	41	133	1983-86
Bruce Murray, Clemson	48	46	142	1984-87
Magnus Ramquist, Radford	40	41	121	1986-88
Steve Morris, Syracuse	43	43	129	1986-90
Sigfus Karason, South Ala.	47	40	134	1987-90
Pearse Tormey, Clemson	40	41	121	1987-90
Dante Washington, Radford	82	66	230	1988-92
Brian McBride, St. Louis	72	40	184	1990-93
Guillermo Jara, San Diego	51	48	150	1992-95
Matt McKeon, St. Louis	47	46	140	1992-95
Mike Fisher, Virginia	56	55	167	1993-96
Andrew Williams, Rhode Island	52	45	149	1994-97

**Miscellaneous**

**FASTEST GOAL, START OF GAME**

Time	Player, Team	Opponent	Date
:09	Josh Brinkley, UAB	Belmont	Nov. 5, 1999
:09	Jari Takatalo, James Madison	UNC Wilmington	Oct. 12, 1996
:10	Jeff Alexander, Portland	Washington	Oct. 8, 1999
:10	John Sampers, Davidson	Charlotte	Sept. 8, 1994
:10	Andrew Burr, Furman	Citadel	Sept. 15, 1990
:11	Alfonso DeMares, Towson	Vermont	Sept. 29, 2000
:11	Jeff Maddox, Akron	Northern Ill.	Oct. 12, 1997
:12	Gregory Strohmman, Seton Hall	American	Sept. 5, 1999
:12	Stephen Pugliese, Charlotte	Furman	Sept. 23, 1998
:12	Randy Sheen, Charlotte	Portland	Sept. 4, 1994
:16	Ben Stafford, Wake Forest	North Carolina St.	Oct. 9, 1999
:16	John Barry Nusum, Furman	Wofford	Oct. 6, 1999
:16	Brian Kamler, Creighton	Bradley	Oct. 9, 1992
:16	Dan Narzinski, Air Force	Denver	Nov. 5, 1969
:17	Heikki Riltvanen, UCF	Coastal Caro.	Sept. 5, 1998

**FASTEST CONSECUTIVE GOALS, SAME TEAM**

Time	Players, Team	Opponent	Date
:09	Jon Hall (2), American	George Washington	Oct. 6, 1987
:12	Miles Dowiak and Chad Porter, Pittsburgh	Seton Hall	Sept. 24, 2000
:12	Nick Brown and Rob Nabb, Western Mich.	Goshen	Sept. 7, 1990
:14	Phil Swenda (2), Seton Hall	Providence	Oct. 15, 2000
:14	Randy Wojtala (2), Western Mich.	Eastern Mich.	Sept. 23, 1978
:15	Eric Kvello (2), Georgetown	George Washington	Sept. 5, 1998
:15	Julio Umana (2), UCLA	Cal St. Northridge	Oct. 16, 1994
:17	Jorge Ferreira (2), Detroit	Alabama A&M	Nov. 1, 1998
:17	Doug Barry and Lief Vittitoe, San Diego	Santa Clara	Oct. 7, 1994
:18	Ronnie Weis and Frank Velez, Tulsa	Bradley	Oct. 11, 1991
:18	Chris Sawicki and John Macdonald, California	Harvard	Oct. 3, 1999
:19	Scott Powers and Chris Dodson, Brown	Navy	Sept. 25, 1998
:19	Clay Kilbarger and Seth George, UCLA	Sacramento St.	Nov. 10, 1996
:19	Dominic Conti (2), Oregon St.	Stanford	Oct. 6, 1995
:20	Greg Foisie (2), Washington	California	Oct. 8, 2000
:20	C. J. Robinson and Stephen Miller, Charlotte	Memphis	Oct. 11, 1998
:20	Eddie Lewis (2), UCLA	Davidson	Sept. 14, 1994

**FASTEST CONSECUTIVE GOALS, OPPOSING TEAMS**

Time	First Goal	Second Goal	Date
:03	Aaron Wellman, UC Santa Barb.	Seth George, UCLA	Nov. 6, 1998
:05	Ramiro Arredondo, California	Brett Konley, Michigan St.	Sept. 19, 1999
:05	Bryan Gibbs, Drury	Pedro Delgado, Evansville	Oct. 4, 1998

Photo courtesy Marquette Sports Information



**Steve McCullough, who played one season at UNC Asheville and three at Marquette, logged more minutes in goal than any other keeper in NCAA history.**

Time	First Goal	Second Goal	Date
:07	Frank D'Andrea, Quinnipiac	Francesco Cartiera, Sacred Heart	Oct. 29, 1999
:08	Chris Doré, Bowling Green	Koen Kuiken, Xavier	Sept. 19, 1999
:11	Bryan Namoff, Bradley	Marcos Cabrera, Belmont	Oct. 8, 2000
:12	Grant Schick, Santa Clara	Jim Clarke, Portland	Oct. 9, 1993
:13	Dennis O'Connell, Delaware	Adam Lowe, Towson	Oct. 10, 1998
:16	Mansour Ndiaye, Connecticut	Danny Horan, Boston College	Sept. 30, 1998
:19	Andy Crouch, Xavier	Fred Silva, Virginia Tech	Oct. 29, 2000
:18	McKinley Tennyson, UCLA	David Beck, Butler	Sept. 12, 1999
:22	Marcos Cabrera, Belmont	Justin Arabadjief, Bradley	Oct. 8, 2000
:22	Jason Cropley, Maryland	David Beck, Butler	Sept. 5, 1999
:24	Scot Thompson, UCLA	Bryn Ritchie, Washington	Nov. 10, 1999
:28	Gregory Strohmann, Seton Hall	Eric Kvello, Georgetown	Sept. 18, 1998

**CONSECUTIVE GAMES WITH AT LEAST ONE GOAL**

No.	Player, Team	From	To
16	Pete Millich, Akron	Sept. 23, 1961	Oct. 6, 1962
14	Peter Byaruhanga, UAB	Sept. 26, 1999	Nov. 27, 1999
13	Chris Ohiri, Harvard	Nov. 10, 1962	Nov. 22, 1963
11	Chris Carrieri, North Carolina	Sept. 27, 2000	Nov. 5, 2000
11	Heikki Ritvanen, UCF	Sept. 26, 1999	Nov. 4, 1999
11	Nnamdi Nwokocha, Clemson	1980	1981
10	Jimmy Dowell, Tulsa	Sept. 23, 1994	Oct. 25, 1994
9	Caleb Norkus, North Carolina	Sept. 27, 2000	Oct. 25, 2000
9	Orest Grechka, Hartwick	Oct. 25, 1997	Sept. 14, 1998
9	Clint Mathis, South Carolina	Sept. 3, 1997	Oct. 8, 1997
9	Duncan Horner, Akron	Oct. 10, 1993	Sept. 3, 1994
9	Darren Eales, Brown	1994	1994
9	Jimmy Glenn, Clemson	1993	1993
9	Wolde Harris, Clemson	1993	1993
9	Fred Pereira, Brown	1976	1976
9	Andy Demori, Clemson	1969	1970

**CONSECUTIVE SHUTOUT MINUTES**

No.	Player, Team	From	To
900	Randy Phillips, Southern Methodist	Sept. 27, 1980	Nov. 5, 1980
891:25	Tony Meola, Virginia	Sept. 18, 1988	Nov. 6, 1988
851	Chris Snitko, UCLA	Sept. 6, 1993	Oct. 17, 1993
829:58	Bob Willen, Virginia	Sept. 2, 1987	Oct. 4, 1987
763:28	Adam Zapala, Stanford	Sept. 15, 1997	Oct. 19, 1997
748:36	Bill Wahl, Akron	Oct. 12, 1997	Nov. 9, 1997
748:07	Ken Bernstein, George Mason	Sept. 9, 1981	Oct. 10, 1981
741	Kevin Hartman, UCLA	Sept. 29, 1995	Sept. 15, 1996
729:15	Jim St. Andre, Vermont	Sept. 9, 1988	Oct. 1, 1988
714:59	Bob Willen, Virginia	Sept. 28, 1986	Nov. 16, 1986

No.	Player, Team	From	To
709:31	Chris Humphreys, San Jose St.	Sept. 1, 2000	Sept. 23, 2000
663	Brian Sleckroth, Navy	Sept. 9, 2000	Oct. 27, 2001
660	John Howard, Southern Methodist	August 29, 1990	Sept. 19, 1990
643:42	Barry Purcell, James Madison	Sept. 2, 1996	Oct. 2, 1996
630:33	James Swanner, Clemson	Oct. 2, 1983	Oct. 26, 1983

**Annual Champions**

**POINTS PER GAME**

Season	Player, Team	Cl.	G	GO	A	P	Avg.
1998	John Wolyniec, Fordham	Sr.	20	25	10	60	3.00
1999	Conor Casey, Portland	Fr.	18	23	7	53	2.94
2000	Chris Carrieri, North Carolina	Jr.	24	25	14	64	2.67
2001	Dipsy Selolwane, St. Louis	Sr.	20	25	4	54	2.70

**GOALS PER GAME**

Season	Player, Team	Cl.	G	GO	Avg.
1998	Andrew Mittendorf, Lehigh	Sr.	18	24	1.33
1999	Conor Casey, Portland	Fr.	18	23	1.28
2000	Jason Thompson, Eastern Ill.	Fr.	19	21	1.11
2001	Dipsy Selolwane, St. Louis	Sr.	20	25	1.25

**ASSISTS PER GAME**

Season	Player, Team	Cl.	G	A	Avg.
1998	Federico Arroyo, Cal St. Northridge	Jr.	17	16	0.94
1999	Mike Popovic, Jacksonville	Jr.	16	15	0.94
2000	Anders Hoyem, Northeastern	Jr.	18	12	0.67
	Todd Lauber, Towson	Jr.	18	12	0.67
2001	Jarett Park, Syracuse	Fr.	15	14	0.93

**GOALS-AGAINST AVERAGE**

Season	Player, Team	Cl.	G	MIN	GA	GAA
1998	T. J. Hannig, Indiana	Jr.	25	2,251	11	0.44
1999	Tom Wunk, UMBC	So.	13	1,045	4	0.34
2000	Adam Zapala, Stanford	Sr.	22	1,994	10	0.45
2001	Greg Raber, Kentucky	Jr.	16	1,137	5	0.40

**SAVES PER GAME**

Season	Player, Team	Cl.	G	SV	Avg.
1998	Dany Estupinan, St. Peter's	Jr.	14	126	9.00
1999	Don Tuohey, La Salle	Sr.	18	139	7.72
2000	Mike Cardenas, Boston U.	So.	9	68	7.56
2001	Carlos DeBrito, Marist	Sr.	16	127	7.94

**Team Records**

Official NCAA Division I men's soccer records began with the 1959 season and are based on information submitted to the NCAA statistics service by institutions participating in the statistics rankings. Annual champions started in the 1998 season, which was the first year the NCAA compiled weekly leaders. In statistical rankings, the rounding of percentages and/or averages may indicate ties where none exist. In these cases, the numerical order of the rankings is accurate.

**Scoring**

**POINTS**

**Game**  
55—Indiana vs. Indiana St., Sept. 25, 1976

**GOALS**

**Game**  
24—Cleveland St. vs. Wright St., Oct. 16, 1974

**Season**  
139—San Francisco, 1979 (27 games)

**SCORING AVERAGE**

**Season**  
6.77—St. Louis, 1964 (88 goals in 13 games)

**ASSISTS**

**Game**  
21—Northern Ill. vs. Valparaiso, Oct. 9, 1971

**Defense**

**SAVES**

**Game**  
44—Fairleigh Dickinson vs. New York U., 1959

**Season**  
251—St. Bonaventure, 1988 (20 games)

**SAVES PER GAME**

**Season**  
19.00—Bucknell, 1964 (12 games)

**GOALS AGAINST AVERAGE**

**Season**  
0.24—Evansville, 1990 (7 GA in 2,580 min.)

**SHUTOUTS**

**Season**  
20—Evansville, 1990 (27 games)

**SHUTOUT PERCENTAGE**

**Season**  
.783—Indiana, 1979 (18 in 23 games)

**Miscellaneous**

**CONSECUTIVE WINS**

25—Navy, 1964 to 1965

**UNBEATEN STREAK**

46—Indiana, Sept. 4, 1983 to Nov. 9, 1984

**CONSECUTIVE HOME WINS**

39—Tulsa, 1988 to 1992

**CONSECUTIVE CONFERENCE WINS**

(Includes conference tournaments)

35—Appalachian St., 1977 to 1982

**CONFERENCE GAMES UNBEATEN STREAK**

(Includes conference tournaments)

42—Clemson, Oct. 15, 1972 to Sept. 23, 1980

**CONSECUTIVE SHUTOUTS**

10—Wis.-Green Bay, Sept. 12, 1992 to Oct. 11, 1992; Virginia, Sept. 4, 1987 to Sept. 30, 1987; Southern Methodist, Sept. 27, 1980 to Nov. 5, 1980

**WINS IN A SEASON**

24—Evansville, 1990

**CONSECUTIVE WINNING SEASONS**

37—St. Louis, 1959 to 1996

**MOST-IMPROVED**

11.5—San Jose St., 1999 (7-11-2) to 2000 (20-1-1); South Ala., 1980 (1-11-0) to 1981 (15-2-2)

## Game

## POINTS

No.	Team vs. Opponent	Date
55	Indiana vs. Indiana St.	Sept. 25, 1976
54	Bowling Green vs. Findlay	Sept. 8, 1982
51	Northern Ill. vs. Valparaiso	Oct. 9, 1971
50	Wake Forest vs. St. Andrews	Sept. 16, 1983
49	Central Conn. St. vs. Md.-East. Shore	Sept. 23, 1995
48	Charlotte vs. West Va. Tech	Sept. 16, 1987
48	Cleveland St. vs. Wright St.	Oct. 16, 1974
47	Air Force vs. Regis (Colo.)	Oct. 1, 1977
47	Furman vs. Wofford	Oct. 12, 1974
47	Stetson vs. Southeastern Bible	Sept. 19, 1974
46	Tulsa vs. Nicholls St.	Sept. 9, 1990
46	San Francisco vs. St. Mary's (Cal.)	1979
45	Charlotte vs. UNC Asheville	Sept. 4, 1981
44	UNC Wilmington vs. UNC Pembroke	Oct. 12, 1976
43	Charleston So. vs. Lander	Sept. 27, 1980

## GOALS

No.	Team vs. Opponent	Date
24	Cleveland St. vs. Wright St.	Oct. 16, 1974
23	San Francisco vs. St. Mary's (Cal.)	1979
21	Bowling Green vs. Findlay	Sept. 8, 1982
19	Indiana vs. Indiana St.	Sept. 25, 1976
19	Temple vs. Rutgers-Camden	1963
18	Charlotte vs. West Va. Tech	Sept. 16, 1987
18	Clemson vs. Flagler	Oct. 31, 1976
18	Furman vs. Wofford	Oct. 12, 1974
18	Brown vs. Boston U.	1974
17	Central Conn. St. vs. Md.-East. Shore	Sept. 23, 1995
17	Wake Forest vs. St. Andrews	Sept. 16, 1983
17	Stanford vs. Sonoma St.	Oct. 20, 1978
17	Air Force vs. Regis (Colo.)	Oct. 1, 1977
17	UCLA vs. Loyola Marymount	1977
17	Stetson vs. Southeastern Bible	Sept. 19, 1974
17	Niagara vs. Canisius	1970
17	San Jose St. vs. Pacific (Cal.)	1968

## ASSISTS

No.	Team vs. Opponent	Date
21	Northern Ill. vs. Valparaiso	Oct. 9, 1971
17	Central Conn. St. vs. Md.-East Shore	Sept. 23, 1995
16	UAB vs. Belmont	Oct. 5, 1999
16	Detroit vs. Alabama A&M	Nov. 1, 1998
16	Wake Forest vs. St. Andrews	Sept. 16, 1983
15	Charlotte vs. UNC Asheville	Sept. 4, 1981
14	South Carolina vs. Appalachian St.	Sept. 22, 1991
14	Tulsa vs. Nicholls St.	Sept. 9, 1990
14	Detroit vs. Aquinas	Oct. 13, 1988
14	Coastal Carolina vs. Armstrong Atlantic	Oct. 14, 1986
13	UAB vs. Alabama A&M	Sept. 26, 1999
13	Hofstra vs. Temple	Sept. 15, 1998
13	Bowling Green vs. Western Mich.	Nov. 3, 1996
13	Charleston So. vs. Johnson & Wales	Oct. 18, 1996
13	Northern Ill. vs. Ill.-Chicago	Oct. 24, 1989
13	Washington vs. Gonzaga	Sept. 19, 1987
13	Charleston So. vs. Lander	Sept. 27, 1980
13	Santa Clara vs. Pacific	Nov. 7, 1979
13	Notre Dame vs. St. Joseph's (Ind.)	Sept. 18, 1978
13	Air Force vs. Regis (Colo.)	Oct. 1, 1977
13	Stetson vs. Southeastern Bible	Oct. 19, 1974
13	Northern Ill. vs. Ball St.	Oct. 23, 1971

## SAVES

No.	Team vs. Opponent	Date
44	Fairleigh Dickinson vs. New York U.	1959
37	Western Mich. vs. Evansville	Sept. 21, 1977
35	Western Mich. vs. Spring Arbor	Oct. 11, 1975
34	Wake Forest vs. Guilford	Nov. 2, 1980
34	East Carolina vs. North Carolina St.	Sept. 14, 1980
34	Boston U. vs. Babson	Sept. 30, 1972
34	Wright St. vs. Oberlin	Oct. 18, 1969
33	Bucknell vs. Cornell	Oct. 14, 1961
30	Air Force vs. Benedictine	Oct. 3, 1965
30	Air Force vs. North Carolina	Oct. 1, 1965
29	Western Mich. vs. Michigan St.	Oct. 20, 1971
28	Temple vs. Penn St.	1994
28	South Carolina vs. Appalachian St.	Oct. 29, 1978
28	Northern Ill. vs. SIU-Edwardsville	Oct. 12, 1974
28	Bowling Green vs. Akron	Oct. 8, 1968

## Season

## SCORING AVERAGE

Team	Year	Games	No.	Avg.
St. Louis	1964	13	88	6.77
St. Louis	1963	14	94	6.71
San Jose St.	1968	15	99	6.60
St. Louis	1959	12	71	5.92
Akron	1960	11	63	5.73
Clemson	1973	17	97	5.71
St. Louis	1962	13	73	5.62
Long Island	1965	14	77	5.50
Northern Ill.	1971	10	53	5.30
Akron	1961	14	73	5.21
UCLA	1969	16	83	5.19
San Francisco	1979	27	139	5.15
Jacksonville	1969	16	82	5.13
South Ala.	1981	19	97	5.11
Eastern Ill.	1969	15	76	5.06
UCLA	1970	17	86	5.06
Long Island	1966	17	85	5.00
Clemson	1976	21	103	4.90
Air Force	1964	10	49	4.90
St. Louis	1960	15	73	4.87

## GOALS

Team	Year	Games	Goals
San Francisco	1979	27	139
Notre Dame	1978	25	116
Clemson	1976	21	103
Notre Dame	1979	31	99
San Jose St.	1968	15	99
South Ala.	1981	19	97
Clemson	1973	17	97
Clemson	1993	24	96
UCLA	1971	20	96
Indiana	1976	20	94
St. Louis	1963	14	94
Evansville	1985	24	93
Connecticut	1979	26	93
South Fla.	1983	20	92
Notre Dame	1981	22	92
UNC Greensboro	1998	25	91
Fairleigh Dickinson	1983	24	90
Stanford	1978	22	90
James Madison	1994	25	88
Indiana	1983	26	88
Indiana	1979	23	88
Charlotte	1979	24	88
St. Louis	1964	13	88

## GOALS-AGAINST AVERAGE

(min. 1,200 minutes)

Team	Year	GA	Min.	GAA
Evansville	1990	7	2,580	0.24
Indiana	1979	6	2,130	0.25
George Mason	1982	7	1,800	0.35
Clemson	1983	8	2,010	0.36
Indiana	2001	9	2,177	0.37
Clemson	1973	7	1,575	0.40
Indiana	1998	11	2,373	0.42
Wisconsin	1995	11	2,340	0.42
South Carolina	1987	10	2,100	0.43
Stanford	2000	10	2,065.2	0.44
Santa Clara	1989	11	2,250	0.44
Washington	1980	9	1,800	0.45
Clemson	1982	10	1,980	0.46
Clemson	1998	11	2,160	0.46
Fairleigh Dickinson	1984	11	2,160	0.46
Creighton	1999	9	1,712	0.47
Washington	1992	11	2,070	0.48
Santa Clara	1988	10	1,850	0.49
Indiana	1994	13	2,400	0.49
Liberty	1999	9	1,621.2	0.50

## SAVES PER GAME

Team	Year	Games	No.	Avg.
Bucknell	1964	12	228	19.00
New Hampshire	1970	10	162	16.20
Bowling Green	1972	12	190	15.83



Team	Year	Games	No.	Avg.
Western Mich.	1975	12	187	15.58
Northern Ill.	1974	10	147	14.70
Boston U.	1972	15	195	13.00
DePaul	1987	18	230	12.77
St. Bonaventure	1988	20	251	12.55
Wis.-Milwaukee	1976	15	187	12.47
James Madison	1971	13	162	12.46
Campbell	1978	15	184	12.27
George Mason	1971	14	171	12.21
New Hampshire	1977	15	181	12.07
Clemson	1968	13	142	10.92
Wake Forest	1983	21	228	10.86
East Carolina	1980	22	239	10.86
Delaware	1982	16	171	10.69
Clemson	1969	12	128	10.67
Boston College	1977	16	170	10.63
Charleston So.	1979	16	168	10.50

**SAVES**

Team	Year	Games	No.
St. Bonaventure	1988	20	251
East Carolina	1980	22	239
DePaul	1987	18	230
Wake Forest	1983	21	228
Bucknell	1964	12	228
Northwestern	1984	18	223
Wake Forest	1980	21	217
Va. Commonwealth	1980	21	217
Charlotte	1980	21	213
Va. Commonwealth	1982	20	207
UAB	1984	19	196
Boston U.	1972	15	195
Boston U.	1979	21	193
Bowling Green	1972	21	190
St. Peter's	1998	20	189
St. Francis (N.Y.)	1990	20	189
Wis.-Milwaukee	1976	15	187
Western Mich.	1975	12	187
Campbell	1978	15	184
Charlotte	1979	24	183

**SHUTOUT PERCENTAGE**

Team	Year	Games	No.	Pct.
Indiana	1979	23	18	.783
Virginia	1988	22	17	.773
Evansville	1990	27	20	.741
Eastern Ill.	1981	23	17	.739
Stanford	2000	22	16	.727
Portland	1988	22	16	.727
Clemson	1983	21	15	.714
George Mason	1982	21	15	.714
San Francisco	1986	24	17	.708
Indiana	2001	23	16	.696
UCLA	1989	23	16	.696
Charlotte	1991	22	15	.682
Virginia	1987	22	15	.682
Indiana	1998	25	17	.682
Wisconsin	1995	25	17	.680
James Madison	1988	21	14	.667
St. Louis	1988	24	16	.667
Clemson	1982	21	14	.667
Washington	1980	21	14	.667
Akron	1983	20	13	.650

**SHUTOUTS**

Team	Year	Games	Shutouts
Evansville	1990	27	20
Indiana	1979	23	18
Indiana	1998	25	17
Wisconsin	1995	25	17
Virginia	1988	22	17
San Francisco	1986	24	17
Eastern Ill.	1981	23	17
San Francisco	1978	29	17
Indiana	2001	23	16
Stanford	2000	22	16
UCLA	1989	23	16
Portland	1988	22	16
St. Louis	1988	24	16
Connecticut	2000	25	15
Indiana	1999	24	15
Stanford	1998	25	15
St. John's (N.Y.)	1997	24	15

Team	Year	Games	Shutouts
James Madison	1995	24	15
Charlotte	1991	22	15
Virginia	1987	22	15
South Carolina	1985	24	15
Clemson	1983	21	15
George Mason	1982	21	15

**Miscellaneous**

**CONSECUTIVE WINS**

No.	Team	From	To
25	Navy	1964	1965
24	St. Louis	1970	1971
23	Indiana	Sept. 2, 1997	Dec. 7, 1997
21	Southern Methodist	Aug. 31, 2001	Dec. 8, 2001
21	Portland	Sept. 3, 1988	Nov. 27, 1988
20	Evansville	Sept. 16, 1990	Dec. 2, 1990
20	Notre Dame	Sept. 20, 1977	Oct. 1, 1978
19	Creighton	Sept. 4, 1991	Nov. 7, 1991
19	St. Louis	1969	1970
18	Columbia	1983	1983
18	George Mason	Sept. 4, 1982	Nov. 12, 1982
18	Southern Methodist	Oct. 20, 1978	Oct. 28, 1979
17	Virginia	Nov. 6, 1992	Oct. 6, 1993
17	South Ala.	Sept. 1987	Nov. 1987
17	Connecticut	Sept. 10, 1980	Nov. 9, 1980

**CONSECUTIVE GAMES UNBEATEN**

No.	Team	From	To
46	Indiana	Sept. 4, 1983	Nov. 9, 1984
45	St. Louis	1969	1971
39	UCLA	Sept. 29, 1985	Nov. 16, 1986
38	Santa Clara	Oct. 17, 1988	Sept. 26, 1990
35	Philadelphia U.	1968	1971
33	Virginia	Oct. 29, 1994	Dec. 3, 1995
32	Virginia	Sept. 25, 1991	Oct. 21, 1992
29	Washington	Sept. 11, 1983	Oct. 17, 1984
28	Connecticut	Sept. 10, 1980	Oct. 2, 1980
28	Navy	1964	1965
26	Evansville	Sept. 26, 1990	Dec. 2, 1990
26	Brown	1966	1968
23	Indiana	Sept. 2, 1997	Dec. 7, 1997
23	Evansville	Sept. 1, 1985	Nov. 10, 1985
22	UCLA	1973	1973

**CONSECUTIVE HOME WINS**

(Includes conference and NCAA tournaments)

No.	Team	From	To
39	Tulsa	1988	1992
30	UCLA	Sept. 22, 1996	Nov. 1, 1998
27	Indiana	Oct. 18, 1996	Sept. 3, 1999
23	Virginia	Sept. 2, 1987	Nov. 20, 1988
23	Virginia	Sept. 14, 1983	Nov. 25, 1984
23	Philadelphia U.	Nov. 2, 1968	Sept. 26, 1972
22	Notre Dame	Sept. 20, 1977	Nov. 11, 1978
22	St. Louis	1968	1972
21	Southern Methodist	Sept. 15, 2000	Dec. 8, 2001
20	Ill.-Chicago	Oct. 19, 1997	Sept. 27, 2000
20	Furman	Sept. 4, 1996	Nov. 12, 1997
20	Virginia	Oct. 29, 1994	Aug. 31, 1996
20	Notre Dame	Sept. 4, 1987	Sept. 22, 1989
20	Clemson	Nov. 10, 1971	Nov. 6, 1974
18	Virginia	Sept. 29, 1991	Oct. 18, 1992
18	George Mason	Oct. 3, 1981	Nov. 12, 1982

**CONSECUTIVE CONFERENCE WINS**

(Includes conference tournaments)

No.	Team	From	To
35	Appalachian St.	1977	1982
28	Indiana	Nov. 17, 1996	Nov. 13, 2000
23	Clemson	Oct. 15, 1972	Nov. 7, 1976
20	Furman	Sept. 23, 1999	Nov. 2, 2000
22	Akron	Sept. 30, 1990	Oct. 21, 1994
20	UCLA	Oct. 7, 1994	Oct. 12, 1997
18	James Madison	Nov. 5, 1992	Oct. 15, 1994
17	Evansville	Oct. 1989	Sept. 1991
17	Harvard	Oct. 11, 1969	Oct. 29, 1971
15	Butler	Nov. 7, 1997	Oct. 10, 1999

No.	Team	From	To
15	Robert Morris	Sept. 9, 1994	Oct. 22, 1995
15	Centenary (La.)	Oct. 28, 1988	Nov. 3, 1990
15	Furman	Nov. 5, 1982	Nov. 10, 1984
15	Washington	Nov. 3, 1982	Oct. 14, 1984
15	Columbia	Sept. 1982	Oct. 1984

**CONSECUTIVE CONFERENCE GAMES UNBEATEN**  
(Includes conference tournaments)

No.	Team	From	To
42	Clemson	Oct. 15, 1972	Sept. 23, 1980
38	Indiana	Oct. 15, 1995	Nov. 13, 2000
35	Appalachian St.	1977	1982
32	James Madison	Oct. 7, 1992	Oct. 4, 1995
25	Virginia	Nov. 1, 1985	Oct. 29, 1989
24	Washington	Oct. 28, 1981	Oct. 14, 1984
23	James Madison	1992	1995
23	Akron	Sept. 28, 1990	Oct. 21, 1994
22	Furman	Sept. 23, 1999	current
20	UCLA	Oct. 7, 1994	Oct. 12, 1997
18	Washington	Sept. 20, 1972	Oct. 17, 1973
18	Delaware	Nov. 5, 1969	Nov. 6, 1971
17	Evansville	Oct. 1989	Sept. 1991
17	Harvard	Oct. 11, 1969	Oct. 29, 1971
16	Creighton	Oct. 23, 1994	Oct. 31, 1997
16	Washington	Oct. 22, 1986	Oct. 22, 1988
16	Air Force	1976	1978

**CONSECUTIVE SHUTOUTS**

No.	Team	From	To
10	Wis.-Green Bay	Sept. 12, 1992	Oct. 11, 1992
10	Virginia	Sept. 4, 1987	Sept. 30, 1987
10	Southern Methodist	Sept. 27, 1980	Nov. 5, 1980
9	Penn St.	1987	1988
9	George Mason	Nov. 5, 1980	Oct. 3, 1981
8	Virginia	Sept. 21, 1988	Oct. 15, 1988
8	UNLV	Oct. 14, 1984	Nov. 7, 1984
8	George Mason	Sept. 24, 1982	Oct. 20, 1982
8	Washington	Nov. 1, 1981	Sept. 8, 1982
8	Boston College	1979	1979
8	UCLA	1977	1977

**SEASON WINS**

No.	Team	Year
24	Evansville	1990
23	Indiana	1998




Photo courtesy Evansville Sports Information

David Weir led Evansville to a record 24 wins in 1990.

No.	Team	Year
23	Indiana	1997
23	Indiana	1994
23	Indiana	1978
22	Creighton	2000
22	Clemson	1998
22	UCLA	1997
22	St. John's (N.Y.)	1996
22	Virginia	1994
22	Virginia	1993
22	Clemson	1984
21	North Carolina	2001
21	Southern Methodist	2001
21	North Carolina	2000
21	Furman	1999
21	Indiana	1999
21	Virginia	1995
21	Virginia	1992
21	Virginia	1989
21	Portland	1988
21	Evansville	1985
21	Fairleigh Dickinson	1983
21	Connecticut	1980
21	Notre Dame	1978
21	UCLA	1965

**CONSECUTIVE WINNING SEASONS**

No.	Team	From	To
37	St. Louis	1959	1996
35	UCLA	1967	current
32	Clemson	1970	current
29	Indiana	1973	current
27	Southern Methodist	1975	current
27	William & Mary	1975	current
25	Philadelphia U.	1965	1989
23	Duke	1978	current
22	Washington	1969	1990
21	San Jose St.	1963	1983
21	Virginia	1981	current
20	Fresno St.	1979	1998
20	Wisconsin	1977	1996
18	Michigan St.	1959	1976
17	Wright St.	1980	1996

**MOST IMPROVED**

Team	Year	W-L-T	Next Year	W-L-T	Improvement
San Jose St.	1999	7-11-2	2000	20-1-1	11.5
South Ala.	1980	1-11-0	1981	15-2-2	11.5
Western Ill.	1994	4-15-0	1995	15-4-1	11.0
UC Santa Barb.	1998	2-17-1	1999	13-7-0	10.5
Charleston So.	1996	4-14-1	1997	16-5-1	10.5
Cornell	1994	2-10-3	1995	15-2-1	10.5
Wis.-Green Bay	1991	7-13-0	1992	16-2-1	10.0
Coastal Carolina	1988	4-14-1	1989	14-4-0	10.0
Boston U.	1984	4-14-2	1985	14-4-1	10.0
Lafayette	1997	4-12-0	1998	16-5-0	9.5
UAB	1985	5-17-0	1986	11-4-3	9.5
Eastern Ill.	1997	4-15-0	1998	12-5-3	9.0
Hofstra	1995	3-16-0	1996	10-5-4	9.0
La Salle	1993	1-16-2	1994	11-8-0	9.0
Va. Commonwealth	1992	5-11-2	1993	15-3-0	9.0
Bowling Green	1990	7-11-2	1991	16-2-2	9.0
Campbell	1987	6-10-1	1988	17-3-0	9.0
Tulsa	1987	5-14-2	1988	14-5-2	9.0
Santa Clara	1972	3-11-2	1973	14-4-3	9.0

**Annual Champions**

**SCORING OFFENSE**

Season	Team	G	GO	Avg.
1998	UNC Greensboro	25	91	3.64
1999	Rhode Island	22	75	3.41
2000	Furman	23	76	3.30
2001	Furman	22	68	3.09

**TEAM GOALS-AGAINST AVERAGE**

Season	Team	G	MIN	GA	GAA
1998	Indiana	25	2,373	11	0.42
1999	Creighton	18	1,712	9	0.47
2000	Stanford	22	2,065.2	10	0.44
2001	Indiana	23	2,177	9	0.37

**SHUTOOUT PERCENTAGE**

Season	Team	G	S	Pct.
1998	Indiana	25	17	.680
1999	Columbia	17	11	.647
	Liberty	17	11	.647
2000	Stanford	22	16	.727
2001	Indiana	23	16	.696

**WINNING PERCENTAGE**

Season	Team	W	L	T	Pct.
1998	Indiana	23	2	0	.920
1999	UMBC	19	1	2	.909
2000	San Jose St.	20	1	1	.932
2001	Southern Methodist	21	1	0	.955

**MOST IMPROVED**

Season	Team	From	To	Improved
1999	UC Santa Barb.	2-17-1	13-7-0	10.5
2000	San Jose St.	7-11-2	20-1-1	11.5
2001	UCF	2-14-3	12-7-0	8.5

**2001 Most Improved**

School	2000	2001	\$Games Improved
UCF	2-14-3	12-7-0	8.5
Central Conn. St.	1-16-1	6-9-1	6.0
Long Island	3-14-1	8-7-4	6.0
Wis.-Milwaukee	11-9-1	18-5-0	5.5
Air Force	5-9	11-5-1	5.0
Alabama A&M	9-9-1	13-3-2	5.0
Hartford	6-10-4	12-6-2	5.0
Towson	9-8-1	16-5-1	5.0
Butler	6-13-0	11-9-0	4.5
Cal St. Northridge	6-13-0	9-7-3	4.5
Centenary (La.)	4-12-0	9-8-0	4.5
St. Joseph's	5-11-0	10-7-2	4.5
Stetson	8-11-0	13-7-0	4.5
California	6-13-1	10-9-1	4.0
UC Santa Barb.	8-10-1	11-5-3	4.0
Delaware	3-15-0	7-11-1	4.0
Detroit	3-12-1	7-8-4	4.0
Howard	3-13-1	7-9-0	4.0
La Salle	2-13-0	6-9-2	4.0
Winthrop	8-9-1	12-5-2	4.0

\$To determine games improved, add the difference in victories between the two seasons to the difference in losses, then divide by two; ties not counted. Includes postseason.

**Final Coaches' Polls**

NOTE: Poll conducted by the Intercollegiate Soccer Coaches Association of America (ISAA) from 1971-95. The National Soccer Coaches Association of America assumed responsibility in 1996.

**1971**

1. St. Louis
2. San Francisco
3. Pennsylvania
4. Hartwick
5. Howard
6. UCLA
7. Harvard
8. SIU-Edwardsville
9. Long Island
10. Navy

20. Air Force

**1974**

1. Howard
2. St. Louis
3. SIU-Edwardsville
4. Connecticut
5. Philadelphia U.
6. Clemson
7. Quincy
8. Adelphi
9. San Jose St.
10. Brown
11. UCLA
12. Penn St.
13. Loyola (Md.)
14. Hartwick
15. Cal St. Chico
16. Binghamton
17. Springfield
18. Bucknell
19. Dist. Columbia
20. San Francisco

**1972**

1. Howard
2. Pennsylvania
3. Harvard
4. SIU-Edwardsville
5. Penn St.
6. St. Louis
7. Long Island
8. Mo.-St. Louis
9. Westmont
10. Hartwick

**1973**

1. St. Louis
2. SIU-Edwardsville
3. San Francisco
4. Clemson
5. Mo.-St. Louis
6. UCLA
7. Oneonta St.
8. Penn St.
9. Hartwick
10. Springfield
11. Pennsylvania
12. West Virginia
13. South Fla.
14. Adelphi
15. Brown
16. Quincy
17. East Stroudsburg
18. Howard
19. Bridgeport

**1975**

1. Clemson
2. Quincy
3. Cornell
4. SIU-Edwardsville
5. Howard
6. Philadelphia U.
7. Connecticut
8. San Francisco
9. Adelphi
10. Akron
11. St. Louis
12. Hartwick
13. South Fla.
14. Brown
15. Fairleigh Dickinson
16. Cal St. Hayward
17. Springfield
18. Army
19. Cleveland St.
20. Bridgeport

**1976**

1. San Francisco
2. Indiana
3. Hartwick
4. Clemson
5. Philadelphia U.
6. Loyola (Md.)
7. Connecticut
8. SIU-Edwardsville
9. Quincy
10. Brown
11. Davis & Elkins
12. Temple
13. St. Francis (N.Y.)
14. St. Louis
15. San Jose St.
16. Adelphi
17. Cal St. Chico
18. Penn St.
19. Brandeis
20. Simon Fraser

**1977**

1. Hartwick
2. San Francisco
3. SIU-Edwardsville
4. Clemson
5. Brown
6. Cleveland St.
7. Quincy
8. Philadelphia U.
9. Indiana
10. Alabama A&M
11. Howard
12. Appalachian St.
13. St. Louis
14. Cornell
15. Penn St.
16. UCLA
17. New Haven
18. Davis & Elkins
19. Rhode Island
- T20. Loyola (Md.)
- T20. Cal St. Chico

**1978**

1. San Francisco
2. Indiana
3. Clemson
4. Philadelphia U.
5. Quincy
6. Southern Ill.

7. Alabama A&M
8. Seattle Pacific
9. Connecticut
10. St. Francis (N.Y.)
11. St. Louis
12. Temple
13. Loyola (Md.)
14. Cleveland St.
15. Appalachian St.
16. Columbia
17. Davis & Elkins
18. Brown
19. Simon Fraser
- T20. Evansville
- T20. Southern Conn. St.

**1979**

1. SIU-Edwardsville
2. Alabama A&M
3. Clemson
4. Penn St.
5. Columbia
6. Indiana
7. San Francisco
8. Southern Methodist
9. Rhode Island
10. Cleveland St.
11. Howard
12. Hartwick
13. Connecticut
14. American
15. Princeton
16. Wis.-Milwaukee
17. Simon Fraser
18. Santa Clara
19. Seattle Pacific
20. Philadelphia U.

**1980**

1. San Francisco
2. Indiana
3. Alabama A&M
4. Hartwick
5. Connecticut
6. St. Louis
7. Penn St.
8. William & Mary
9. UCLA
10. Philadelphia U.
11. Duke
12. Southern Methodist
13. Columbia

14. Howard
15. Cleveland St.
16. Appalachian St.
17. SIU-Edwardsville
18. Boston U.
19. Wis.-Milwaukee
20. Cornell

**1981**

1. Connecticut
2. Alabama A&M
3. Eastern Ill.
4. Philadelphia U.
5. Indiana
6. Long Island
7. San Francisco
8. Clemson
9. West Virginia
10. St. Louis
11. Penn St.
12. Columbia
13. SIU-Edwardsville
14. Duke
15. San Jose St.
16. Akron
17. Washington
18. North Carolina St.
19. Virginia
20. Cornell

**1982**

1. Duke
2. Long Island
3. San Francisco
4. Philadelphia U.
5. Indiana
6. Virginia
7. Clemson
8. SIU-Edwardsville
9. Connecticut
10. George Mason
11. San Diego St.
12. Penn St.
13. Syracuse
14. Evansville
15. Boston College
16. UC Santa Barb.
17. North Carolina St.
18. North Texas
19. Columbia
20. Washington

**1983**

1. Indiana
2. Columbia
3. Virginia
4. Connecticut
5. St. Louis
6. Fairleigh Dickinson
7. Alabama A&M
8. San Francisco
9. Duke
10. Eastern Ill.
11. Clemson
12. Rutgers
13. UCLA
14. Hartwick
15. Akron
16. UNLV
17. California
18. North Carolina St.
19. Philadelphia U.
20. North Carolina

**1984**

1. Alabama A&M
2. Indiana
3. Fairleigh Dickinson
4. Virginia
5. UCLA
6. Columbia
7. Akron
8. Southern Methodist
9. Clemson
10. Hartwick
11. UNLV
12. Connecticut
13. George Mason
14. Penn St.
15. North Carolina St.
16. St. Louis
17. Providence
18. Fresno St.
19. Evansville
20. South Carolina

**1985**

1. Evansville
2. UCLA
3. Hartwick
4. Clemson
5. American
6. South Carolina

7. Virginia
8. UNLV
9. Connecticut
10. Southern Methodist
11. Temple
12. Duke
13. Columbia
14. Fresno St.
15. George Mason
16. Long Island
17. Air Force
18. Penn St.
19. North Carolina St.
20. California

**1986**

1. Virginia
2. UCLA
3. Long Island
4. Southern Methodist
5. Boston U.
6. Evansville
7. Seton Hall
8. North Carolina St.
9. San Francisco
10. Duke
11. Maryland
12. Akron
13. South Carolina
14. Loyola (Md.)
15. St. Louis
16. Fresno St.
17. Harvard
18. Hartwick
19. Clemson
20. Penn St.

**1987**

1. Indiana
2. South Carolina
3. Virginia
4. Harvard
5. Southern Methodist
6. Rutgers
7. Duke
8. North Carolina
9. UCLA
10. Seton Hall
11. Adelphi
12. UNLV
13. George Mason
14. Evansville
15. San Francisco
16. Connecticut
17. St. Louis
18. North Carolina St.
19. Loyola (Md.)
20. San Diego St.

**1988**

1. Virginia
2. Portland
3. Seton Hall
4. St. Louis
5. South Carolina
6. Evansville
7. Howard
8. San Diego St.
9. Indiana
10. Adelphi
11. Southern Methodist
12. Connecticut
13. North Carolina St.

14. UCLA
15. Notre Dame
16. Philadelphia U.
17. Long Island
18. North Carolina
19. Boston U.
20. Duke

**1989**

1. Santa Clara
2. Virginia
3. Indiana
4. Wake Forest
5. Rutgers
6. Fresno St.
7. Evansville
8. South Carolina
9. Southern Methodist
10. UCLA
11. Vermont
12. Howard
13. Hartwick
14. Fairleigh Dickinson
15. Portland
16. St. Louis
17. Duke
18. San Diego St.
- T19. Old Dominion
- T19. Yale

**1990**

1. Evansville
2. UCLA
3. Rutgers
4. North Carolina St.
5. Clemson
6. St. Louis
7. Santa Clara
8. Dartmouth
9. Indiana
10. Virginia
11. Fresno St.
12. South Carolina
13. Columbia
14. Illinois St.
15. George Mason
16. Boston U.
17. Southern Methodist
18. San Diego
19. Adelphi
- T20. Wake Forest
- T20. Wis.-Milwaukee

**1991**

1. Virginia
2. St. Louis
3. UCLA
4. Rutgers
5. Indiana
6. Santa Clara
7. Wake Forest
8. North Carolina St.
9. Old Dominion
10. Wisconsin
11. Boston U.
12. Fresno St.
13. Southern Methodist
14. Adelphi
- T15. San Francisco
- T15. Yale
17. Furman

18. Seton Hall
19. Evansville
20. North Carolina
21. Tulsa
22. Columbia
23. James Madison
24. Charlotte
25. Stanford

**1992**

1. Virginia
2. Creighton
3. North Carolina St.
4. Washington
5. UCLA
6. St. Louis
7. Charlotte
8. St. John's (N.Y.)
9. Bowling Green
10. James Madison
11. Duke
12. William & Mary
13. San Diego
14. Southern Methodist
15. Hartford
16. Penn St.
17. Indiana
18. Portland
19. Davidson
20. Boston U.
21. Adelphi
22. Wisconsin
23. Coastal Caro.
24. Fresno St.
- T25. George Mason
- T25. Air Force
- T25. New Mexico

**1993**

1. Creighton
2. UCLA
3. Virginia
4. St. John's (N.Y.)
5. Clemson
6. Indiana
7. Rutgers
8. James Madison
9. Santa Clara
10. Duke
11. Penn St.
12. St. Louis
13. Wisconsin
14. Hartwick
- T15. Boston U.
- T15. Fresno St.
17. North Carolina
18. Loyola (Md.)
19. San Francisco
20. Notre Dame
21. Furman
22. Air Force
23. South Carolina
24. Boston College
25. Princeton

**1994**

1. Boston U.
2. Indiana
3. Fresno St.
4. Charlotte
5. Virginia

6. South Carolina
7. UCLA
8. Southern Methodist
9. Georgetown
10. Lafayette
11. William & Mary
12. St. John's (N.Y.)
13. St. Louis
14. Florida Int'l
15. Wisconsin
16. Penn St.
17. New Hampshire
18. James Madison
19. Cal St. Fullerton
20. North Carolina St.
21. Brown
22. Creighton
23. Marquette
24. Hartwick
25. Maryland

**1995**

1. Virginia
2. UCLA
3. South Carolina
4. Southern Methodist
5. Wisconsin
6. Clemson
7. Santa Clara
8. Rhode Island
9. Cornell
10. Creighton
11. Penn St.
12. Indiana
13. Portland
14. William & Mary
15. Brown
16. St. Louis
17. Duke
18. St. John's (N.Y.)
19. Bowling Green
20. Towson
21. San Diego
22. Pittsburgh
- T23. Butler
- T23. Maryland
- T25. Fresno St.
- T25. James Madison

**1996**

1. St. John's (N.Y.)
2. Florida Int'l
3. Creighton
4. William & Mary
5. Charlotte
6. Indiana
7. Fresno St.
8. Washington
9. Maryland
10. Hartford
11. George Mason
12. Harvard
13. Virginia
14. Cal St. Fullerton
15. UCLA
16. UNC Greensboro
17. Bowling Green
18. Southern Methodist
19. Rutgers
20. Notre Dame
21. James Madison
22. South Fla.

23. Boston U.
24. Cornell
25. Evansville

**1997**

1. UCLA
2. Virginia
3. Indiana
4. St. Louis
5. American
6. Southern Methodist
7. Washington
8. South Carolina
9. St. John's (N.Y.)
10. Creighton
11. Maryland
12. Clemson
13. South Fla.
14. Duke
15. Bowling Green
16. Dartmouth
17. Florida Int'l
18. William & Mary
19. Rutgers
20. Georgetown
21. Stanford
22. Boston U.
23. Southwest Mo. St.
24. Va. Commonwealth
25. Charlotte

**1998**

1. Indiana
2. Stanford
3. Maryland
4. Clemson
5. Santa Clara
6. Virginia
7. Creighton
8. St. John's (N.Y.)
9. UCLA
10. South Carolina
11. Washington
12. Duke
13. UNC Greensboro
14. Butler
15. Southern Methodist
16. Connecticut
17. Akron
18. St. Louis
19. Cal St. Fullerton
20. Penn St.
21. William & Mary
22. Brown
23. Jacksonville
24. San Diego
25. Georgetown

**1999**

1. Indiana
2. Santa Clara
3. UCLA
4. Connecticut
5. Furman
6. Penn St.
7. Duke
8. UAB
9. St. Louis
10. Virginia
11. Wake Forest
12. Washington

13. Southwest Mo. St.
14. Southern Methodist
15. St. John's (N.Y.)
16. Maryland
17. Brown
18. Yale
19. San Diego
20. Rutgers
21. Creighton
22. UMBC
23. Stanford
24. North Carolina
- T25. Rhode Island
- T25. Va. Commonwealth

**2000**

1. Connecticut
2. Creighton
3. Southern Methodist
4. Indiana
5. North Carolina
6. Stanford
7. Virginia
8. Clemson
9. Brown
10. San Diego
11. St. John's (N.Y.)
12. Washington
13. Duke
14. San Jose St.
15. St. Louis
16. Rhode Island
17. South Carolina
18. Ohio St.
19. UAB
20. James Madison
21. Ill.-Chicago
22. Furman
23. Kentucky
24. UCLA
25. William & Mary

**2001**

1. North Carolina
2. Indiana
3. Stanford
4. St. John's (N.Y.)
5. Southern Methodist
6. St. Louis
7. Clemson
8. Penn St.
9. Rutgers
10. Loyola (Md.)
11. Fairleigh Dickinson
12. UAB
13. Virginia
14. American
15. UCLA
16. Portland
17. Seton Hall
18. Connecticut
19. Washington
20. South Carolina
21. Wake Forest
22. San Diego
23. Kentucky
24. Massachusetts
- T25. Towson
- T25. Maryland

# Final Soccer America Polls

## 1980

1. Indiana
2. San Francisco
3. Alabama A&M
4. Connecticut
5. Hartwick
6. Lock Haven
7. Penn St.
8. Southern Methodist
9. North Texas
10. Philadelphia U.
11. St. Louis
12. Babson
13. Columbia
14. Appalachian St.
15. UCLA
16. Ala.-Huntsville
17. Rhode Island
18. Wis.-Milwaukee
19. Mo.-St. Louis
20. Quincy

## 1981

1. Eastern Ill.
2. Philadelphia U.
3. Connecticut
4. Indiana
5. Clemson
6. Alabama A&M
7. Long Island
8. Duke
9. San Diego St.
10. Columbia
11. Quincy
12. San Francisco
13. North Carolina St.
14. St. Louis
15. SIU-Edwardsville
16. Penn St.
17. Tampa
18. Rowan
19. San Jose St.
20. UCLA

## 1982

1. Duke
2. Long Island
3. Clemson
4. San Francisco
5. Virginia
6. Indiana
7. George Mason
8. Philadelphia U.
9. Washington
10. SIU-Edwardsville
11. Connecticut
12. Tampa
13. UC Santa Barb.
14. Penn St.
15. North Texas
16. Evansville
17. Syracuse
18. Eastern Ill.
19. San Diego St.
20. Columbia

## 1983

1. Columbia
2. Indiana
3. Virginia
4. Connecticut
5. Alabama A&M
6. Fairleigh Dickinson
7. St. Louis
8. San Francisco
9. Duke
10. Rutgers
11. Eastern Ill.
12. UNLV
13. Hartwick
14. Providence
15. Akron
16. UCLA
17. California

18. Clemson
19. North Carolina
20. Philadelphia U.

## 1984

1. Alabama A&M
2. Indiana
3. Virginia
4. UNLV
5. Fairleigh Dickinson
6. UCLA
7. Penn St.
8. Columbia
9. Clemson
10. Connecticut
11. Fresno St.
12. North Carolina St.
13. Akron
14. California
15. Providence
16. Syracuse
17. St. Louis
18. American
19. Hartwick
20. Southern Methodist

## 1985

1. Evansville
2. UCLA
3. Clemson
4. UNLV
5. South Carolina
6. Fresno St.
7. Duke
8. American
9. Hartwick
10. Virginia
11. Long Island
12. Connecticut
13. Southern Methodist
14. George Mason
15. North Carolina St.
16. California
17. Temple
18. Air Force
19. Columbia
20. Penn St.

## 1986

1. UCLA
2. Virginia
3. Evansville
4. Southern Methodist
5. Boston U.
6. North Carolina St.
7. Long Island
8. Duke
9. South Carolina
10. Akron
11. San Francisco
12. Seton Hall
13. Loyola (Md.)
14. San Diego St.
15. Maryland
16. St. Louis
17. Fresno St.
18. Clemson
19. SIU-Edwardsville
20. Harvard

## 1987

1. Indiana
2. South Carolina
3. Virginia
4. Harvard
5. Southern Methodist
6. North Carolina
7. Seton Hall
8. Duke
9. Rutgers
10. Adelphi
11. UCLA
12. Loyola (Md.)
13. George Mason

14. North Carolina St.
15. UNLV
16. Clemson
17. San Francisco
18. San Diego St.
19. Fresno St.
20. Connecticut

## 1988

1. Virginia
2. Portland
3. San Diego St.
4. Seton Hall
5. South Carolina
6. Howard
7. Evansville
8. St. Louis
9. Notre Dame
10. Indiana
11. Southern Methodist
12. Santa Clara
13. North Carolina St.
14. North Carolina
15. UCLA
16. Wake Forest
17. Duke
18. Akron
19. Philadelphia U.
20. Connecticut

## 1989

1. Santa Clara
2. Virginia
3. Indiana
4. South Carolina
5. Wake Forest
6. UCLA
7. Rutgers
8. Portland
9. Fresno St.
10. Evansville
11. Fairleigh Dickinson
12. Duke
13. Philadelphia U.
14. San Diego St.
15. Southern Methodist
16. Vermont
17. St. Louis
18. Howard
19. Old Dominion
20. Washington

## 1990

1. Evansville
2. North Carolina St.
3. Rutgers
4. Clemson
5. UCLA
6. Santa Clara
7. Indiana
8. Virginia
9. South Carolina
10. Southern Methodist
11. Fresno St.
12. St. Louis
13. North Carolina
14. Duke
15. Wake Forest
16. Dartmouth
17. Wis.-Milwaukee
18. Boston U.
19. San Diego
20. Portland

## 1991

1. Virginia
2. Santa Clara
3. St. Louis
4. Rutgers
5. San Francisco
6. Indiana

7. North Carolina St.
8. Wake Forest
9. Southern Methodist
10. Old Dominion
11. UCLA
12. Wisconsin
13. Furman
14. North Carolina
15. Fresno St.
16. Evansville
17. Florida Int'l
18. Clemson
19. Seton Hall
20. Charlotte

## 1992

1. Virginia
2. North Carolina St.
3. Duke
4. St. Louis
5. Creighton
6. Southern Methodist
7. Portland
8. Washington
9. UCLA
10. James Madison
11. William & Mary
12. Bowling Green
13. Charlotte
14. St. John's (N.Y.)
15. Davidson
16. San Diego
17. South Carolina
18. George Mason
19. Clemson
20. Furman

## 1993

1. Creighton
2. UCLA
3. Virginia
4. Indiana
5. Duke
6. James Madison
7. Clemson
8. St. John's (N.Y.)
9. San Francisco
10. Penn St.
11. St. Louis
12. Santa Clara
13. North Carolina
14. North Carolina
15. Rutgers
16. Loyola (Md.)
17. Princeton
18. Hartwick
19. Wisconsin
20. Boston U.

## 1994

1. Indiana
2. Boston U.
3. South Carolina
4. Virginia
5. Fresno St.
6. Duke
7. UCLA
8. Charlotte
9. North Carolina St.
10. James Madison
11. North Carolina
12. Southern Methodist
13. Cal St. Fullerton
14. Georgetown
15. Florida Int'l
16. St. John's (N.Y.)
17. William & Mary

18. UAB
19. San Jose St.
20. Penn St.

## 1995

1. Virginia
2. UCLA
3. Southern Methodist
4. South Carolina
5. Clemson
6. Creighton
7. Wisconsin
8. Indiana
9. Santa Clara
10. Rhode Island
11. Duke
12. Penn St.
13. Cornell
14. Portland
15. Maryland
16. St. Louis
17. William & Mary
18. Brown
19. Col. of Charleston
20. Bowling Green

## 1996

1. UCLA
2. Washington
3. Virginia
4. Indiana
5. William & Mary
6. Southern Methodist
7. UNC Greensboro
8. St. John's (N.Y.)
9. Florida Int'l
10. Bowling Green
11. South Fla.
12. Maryland
13. Fresno St.
14. Harvard
15. George Mason
16. Furman
17. Notre Dame
18. Air Force
19. Evansville
20. Connecticut

## 1997

1. Indiana
2. UCLA
3. Southern Methodist
4. Washington
5. South Carolina
6. Virginia
7. Creighton
8. American
9. Maryland
10. St. John's (N.Y.)
11. Duke
12. St. Louis
13. Rutgers
14. Va. Commonwealth
15. Stanford
16. Clemson
17. Gonzaga
18. Southwest Mo. St.
19. Boston U.
20. Florida Int'l

## 1998

1. Clemson
2. Indiana
3. Duke
4. Washington
5. UCLA
6. South Carolina

7. Virginia
8. St. John's (N.Y.)
9. Stanford
10. Cal St. Fullerton
11. Creighton
12. Connecticut
13. Akron
14. Brown
15. St. Louis
16. Southern Methodist
17. UNC Greensboro
18. Maryland
19. Georgetown
20. Butler

## 1999

1. Duke
2. Indiana
3. Furman
4. UCLA
5. Southwest Mo. St.
6. Penn St.
7. Connecticut
8. Maryland
9. Southern Methodist
10. Washington
11. UMBC
12. Wake Forest
13. UAB
14. San Diego
15. Stanford
16. Portland
17. Brown
18. Rhode Island
19. Santa Clara
20. William & Mary

## 2000

1. North Carolina
2. San Jose St.
3. San Diego
4. Stanford
5. Connecticut
6. Virginia
7. Creighton
8. Clemson
9. Duke
10. Washington
11. Southern Methodist
12. Furman
13. Cal St. Fullerton
14. UCLA
15. St. Louis
16. St. John's (N.Y.)
17. Rhode Island
18. Indiana
19. South Carolina
20. Ohio St.

## 2001

1. Southern Methodist
2. St. Louis
3. Stanford
4. Clemson
5. Virginia
6. St. John's (N.Y.)
7. Indiana
8. Connecticut
9. North Carolina
10. Wake Forest
11. Penn St.
12. South Carolina
13. Rutgers
14. Loyola (Md.)
15. Princeton
16. Washington
17. Furman
18. Notre Dame
19. Portland
20. UCLA