


OFFICIAL 2003

NCAA[®] SOCCER

Individual and Team Records
All-Americans and Other Award Winners
Coaching Records
2002 Statistical Leaders
2002 Conference Standings
Final Polls
Championship Brackets



S
O
C
C
E
R
R
E
C
O
R
D
S



THE NATIONAL COLLEGIATE ATHLETIC ASSOCIATION
P.O. Box 6222, Indianapolis, Indiana 46206-6222
317/917-6222
www.ncaa.org

Compiled By:

Mark Bedics, *Assistant Director for Media Coordination.*
J.D. Hamilton, *Assistant Director of Statistics.*
David Worlock, *Assistant Director of Statistics.*

Edited By:

Christina M. Schlupe, *Assistant Director of Communications.*

Production and Design By:

Brandon Allen, *Production Designer II.*

Cover Design By:

Wayne Davis, *Associate Director of Graphics.*

Cover Photography By:

Clarkson and Associates.

Distributed to sports information directors and conference publicity directors.

NCAA, NCAA logo and National Collegiate Athletic Association are registered marks of the Association and use in any manner is prohibited unless prior approval is obtained from the Association.

Copyright, 2003, by the National Collegiate Athletic Association.
Printed in the United States of America.

ISSN 0267-1017
NCAA 17588-8/03

Contents

Division I Men's Records	5
Division II Men's Records.....	19
Division III Men's Records.....	33
2002 Men's Statistical Leaders	45
Men's Coaching Records	53
2002 Men's Conference Standings	61
Men's Award Winners	67
Men's Attendance Records	81
Men's Soccer Championships	85
Men's Championship Brackets	93
Division I Women's Records	193
Division II Women's Records	207
Division III Women's Records.....	221
2002 Women's Statistical Leaders	233
Women's Coaching Records.....	241
2002 Women's Conference Standings.....	247
Women's Award Winners	255
Women's Attendance Records	263
Women's Soccer Championships	267
Women's Championship Brackets	275



Division I Men's Records

Individual Records	6
Team Records	11
Polls	15



Individual Records

Official NCAA Division I men's soccer records began with the 1959 season and are based on information submitted to the NCAA statistics service by institutions participating in the statistics rankings. Career records of players include only those years in which they competed in Division I. Annual champions started in the 1998 season, which was the first year the NCAA compiled weekly leaders. In statistical rankings, the rounding of percentages and/or averages may indicate ties where none exist. In these cases, the numerical order of the rankings is accurate.

Scoring

POINTS

Game

18—Marty Ryczek, Stetson vs. Southeastern Bible, Sept. 19, 1974

Season

108—Thompson Usiyan, Appalachian St., 1980 (17 games)

Career

255—Thompson Usiyan, Appalachian St., 1977-80 (49 games)

POINTS PER GAME

Season

6.35—Thompson Usiyan, Appalachian St., 1980 (108 in 17 games)

Career (Min. 100 points)

5.20—Thompson Usiyan, Appalachian St., 1977-80 (255 in 49 games)

GOALS

Game

8—Paul Wright, Central Conn. St. vs. Md.-East. Shore, 1995; Juan Bernal, South Ala. vs. Birmingham So., 1981; Marty Ryczek, Stetson vs. Southeastern Bible, Sept. 19, 1974

Season

46—Thompson Usiyan, Appalachian St., 1980 (17 games)

Career

109—Thompson Usiyan, Appalachian St., 1977-80 (49 games)

GOALS PER GAME

Season

2.71—Thompson Usiyan, Appalachian St., 1980 (46 in 17 games)

Career (Min. 45 goals)

2.31—Herb Schmidt, Rutgers, 1959-61 (90 in 39 games)

ASSISTS

Game

7—Mike Granelli, St. Peter's vs. New York U., Oct. 17, 1985

Season

24—Ben Ferry, George Washington, 1997 (18 games)

Career

66—Dante Washington, Radford, 1988-92 (88 games)

ASSISTS PER GAME

Season

1.64—Joe Casucci, Niagara, 1970 (14 games)

Career (Min. 30 assists)

0.95—Hayden Knight, Marquette, 1976-79 (42 in 44 games)

Goalkeeping

SAVES

Game

44—John Santos, Fairleigh Dickinson vs. New York U., 1959

Season

230—Ray Migas, DePaul, 1987 (18 games)

Career

620—Jose Grave dePeralla, Wake Forest, 1980-83 (77 games)

SAVES PER GAME

Season

21.8—John Santos, Fairleigh Dickinson, 1959 (218 in 10 games)

Career

12.08—Dale Hetherington, Western Mich., 1973-76 (604 in 50 games)

GOALS AGAINST AVERAGE

Season (Min. 1,200 minutes)

0.26—John Putna, Indiana, 1978 (6 GA in 2,075 min.)

Career (Min. 2,500 minutes)

0.34—Tony Meola, Virginia, 1988-89 (11 GA in 2,922 min.)

GOALKEEPER MINUTES PLAYED

8,306:00—Steve McCullough, UNC Asheville/Marquette, 1991-94

40 GOALS AND 40 ASSISTS

Career

24 players (most recent: Andrew Williams, Rhode Island, 1994-97)

Miscellaneous

FASTEST GOAL FROM START OF GAME

:09—Alecko Eskandarian, Virginia vs. America, Oct. 26, 2002; Josh Brinkley, UAB vs. Belmont, Nov. 5, 1999; Chad Harper, San Jose St. vs. Stanford, Nov. 21, 1998; Jari Takatalo, James Madison vs. UNC Wilmington, Oct. 12, 1996

FASTEST CONSECUTIVE GOALS

:09—John Hall, American (2) vs. George Washington, Oct. 6, 1987

FASTEST CONSECUTIVE GOALS BY OPPOSING TEAMS

:03—UC Santa Barb. (Aaron Wellman), then UCLA (Seth George), Nov. 6, 1998

CONSECUTIVE GAMES WITH AT LEAST ONE GOAL

16—Pete Millich, Akron, Sept. 23, 1961 to Oct. 6, 1962

CONSECUTIVE SHUTOUT MINUTES

900:00—Randy Phillips, Southern Methodist, Sept. 27, 1980 to Nov. 5, 1980

Game

POINTS

No.	Player, Team vs. Opponent	Date
18	Marty Ryczek, Stetson vs. Southeastern Bible	Sept. 19, 1974
17	Paul Wright, Central Conn. St. vs. Md.-East. Shore	1995
17	Edward Kositzki, Northern Ill. vs. Valparaiso	Oct. 9, 1971
17	Manuel Hernandez, San Jose St. vs. UC Santa Cruz	1969
16	Michael King, Fairleigh Dickinson vs. Monmouth	1982
16	Juan Bernal, South Ala. vs. Birmingham So.	1981
16	Nnamdi Nwokocho, Clemson vs. Belmont Abbey	Sept. 9, 1979
16	Edward Kositzki, Northern Ill. vs. Ball St.	Oct. 23, 1971
15	Dante Washington, Radford vs. Md.-East. Shore	1990
15	Dante Washington, Radford vs. Atlantic Christian	Oct. 22, 1988
15	Thompson Usiyan, Appalachian St. vs. George Washington	Nov. 15, 1978
15	Dan McCrudden, Rhode Island vs. Boston College	1975
14	John Dugan, Va. Commonwealth vs. West Va. Tech.	Oct. 5, 1987
14	Mark Erwin, Wake Forest vs. St. Andrews	Sept. 16, 1983
14	Declan McSheffrey, South Ala. vs. Samford	1983
14	Joe Casucci, Niagara vs. Canisius	1970
14	Benito Artinano, North Carolina St. vs. Appalachian St.	1964
14	Pete Millich, Akron vs. Frostburg St.	Nov. 3, 1962
14	Pete Millich, Akron vs. Case Tech	Oct. 23, 1961

GOALS

No.	Player, Team vs. Opponent	Date
8	Paul Wright, Central Conn. St. vs. Md.-East. Shore	1995
8	Juan Bernal, South Ala. vs. Birmingham Southern	1981
8	Marty Ryczek, Stetson vs. Southeastern Bible	Sept. 19, 1974
7	Mark Erwin, Wake Forest vs. St. Andrews	Sept. 16, 1983
7	Declan McSheffrey, South Ala. vs. Samford	1983
7	Michael King, Fairleigh Dickinson vs. Monmouth	1982
7	Nnamdi Nwokocho, Clemson vs. Belmont Abbey	Sept. 9, 1979

No.	Player, Team vs. Opponent	Date
7	Thompson Usiyan, Appalachian St. vs. George Washington	Nov. 15, 1978
7	Dan McCrudden, Rhode Island vs. Boston College	1975
7	Edward Kositzki, Northern Ill. vs. Ball St.	Oct. 23, 1971
7	Edward Kositzki, Northern Ill. vs. Valparaiso	Oct. 9, 1971
7	Manuel Hernandez, San Jose St. vs. UC Santa Cruz	1969
7	Benito Artinano, North Carolina St. vs. Appalachian St.	1964
7	Pete Millich, Akron vs. Frostburg St.	Nov. 3, 1962

ASSISTS

No.	Player, Team vs. Opponent	Date
7	Mike Granelli, St. Peter's vs. New York U.	Oct. 17, 1985
6	Mark Abele, Santa Clara vs. Sacramento St.	Oct. 29, 1980
5	Bobby Lish, Wis.-Milwaukee vs. Cleveland St.	Oct. 27, 2002
5	Fred Silva, Virginia Tech vs. Elon	Sept. 5, 2001
5	Chris Fronk, Stetson vs. Florida Tech	Sept. 26, 2000
5	Josh Back, Detroit vs. Alabama A&M	Nov. 1, 1998
5	Ben Ferry, George Washington vs. Fordham	Sept. 5, 1997
5	Medufia Kulego, St. John's (N.Y.) vs. Manhattan	Sept. 13, 1995
5	Kevin O'Neill, Buffalo	Oct. 5, 1993
5	Willy Roy, Jr., Northern Ill. vs. Ill.-Chicago	Oct. 24, 1989
5	Chip Gill, Western Mich. vs. IPFW	Oct. 26, 1988
5	Jason Cohen, DePaul vs. Chicago St.	1987
5	Paul Shaver, Wright St.	1986
5	Kevin Green, Western Mich. vs. Toledo	Sept. 23, 1984
5	Miguel Avila, Santa Clara vs. St. Mary's (Cal.)	Oct. 24, 1979
5	Rosendo Gutierrez, Fresno St. vs. St. Mary's (Cal.)	1979
5	Zach Papanikolaou, Wis.-Milwaukee vs. Beloit	Sept. 29, 1973
5	Rich Coleman, James Madison vs. Old Dominion	Oct. 28, 1972
5	Jim Zylker, San Jose St. vs. Cal St. Hayward	1972

SAVES

No.	Player, Team vs. Opponent	Date
44	John Santos, Fairleigh Dickinson vs. New York U.	1959
37	Tom Boehm, Western Mich. vs. Evansville	Sept. 21, 1977

No.	Player, Team vs. Opponent	Date
35	Dale Hetherington, Western Mich. vs. Spring Arbor	Oct. 11, 1975
34	Bucky Moser, East Carolina vs. North Carolina	1974
34	Alan Weinberger, Boston U. vs. Babson	Sept. 30, 1972
34	Mike Rado, Wright St. vs. Oberlin	Oct. 18, 1969
33	Howie Levin, Bucknell vs. Lycoming	Nov. 11, 1967
30	Hans Mueh, Air Force vs. Benedictine	Oct. 3, 1965
30	Hans Mueh, Air Force vs. North Carolina	Oct. 1, 1965
29	Keith Shroyer, Western Mich. vs. Michigan St.	Oct. 20, 1971
28	Ken Clark, Temple vs. Penn St.	1994
28	Paul Turin, South Carolina vs. Appalachian St.	Oct. 29, 1978
28	Frank Crupi, Fairleigh Dickinson vs. Bucknell	1975
28	Pete Mannos, Northern Ill. vs. SIU-Edwardsville	Oct. 12, 1974
28	Gary Kovacs, Bowling Green vs. Akron	Oct. 8, 1968

Season

POINTS PER GAME

Player, Team	Year	Games	Points	Avg.
Thompson Usiyan, Appalachian St.	1980	17	108	6.35
Thompson Usiyan, Appalachian St.	1978	13	78	6.00
Edward Kositzki, Northern Ill.	1971	11	63	5.73
Mario Ribera, Tex.-Pan American	1992	12	68	5.67
Pete Millich, Akron	1961	14	75	5.36
Herb Schmidt, Rutgers	1960	13	66	5.08
Dov Markus, Long Island	1965	14	70	5.00
Carl Gentile, St. Louis	1964	14	70	5.00
Herb Schmidt, Rutgers	1961	14	68	4.86
Carl Gentile, St. Louis	1964	13	61	4.69
Jim Thames, Air Force	1965	11	50	4.55
Walter Chyzowych, Temple	1959	11	50	4.55
Joe Casucci, Niagara	1970	14	63	4.50
Henry Abadi, Clemson	1973	16	71	4.44
Len Salvemini, Air Force	1973	12	52	4.33
Jose Almeyda, Wright St.	1972	12	51	4.25
Al Korbus, San Jose St.	1963	12	50	4.17
Manuel Hernandez, San Jose St.	1968	15	62	4.13
Manuel Hernandez, San Jose St.	1969	15	60	4.00
Rick Shannon, Jacksonville	1970	13	50	3.85

POINTS

Player, Team	Year	Games	Points
Thompson Usiyan, Appalachian St.	1980	17	108
Mark Erwin, Wake Forest	1983	21	79
Ted Rafalovich, Stanford	1978	22	79
Thompson Usiyan, Appalachian St.	1978	13	78
Jimmy Glenn, Clemson	1993	24	76
Dante Washington, Radford	1988	24	76
Pete Millich, Akron	1961	14	75
David Doyle, Campbell	1986	20	74
Robert Ukrop, Davidson	1992	27	72
Sam Okpodu, North Carolina St.	1982	19	72
Henry Abadi, Clemson	1973	16	71
Wojtek Krakowiak, Clemson	1998	24	70
Dov Markus, Long Island	1965	14	70
Carl Gentile, St. Louis	1963	14	70
Michael King, Fairleigh Dickinson	1982	21	69
Mario Ribera, Tex.-Pan American	1992	12	68
Herb Schmidt, Rutgers	1961	14	68
Herb Schmidt, Rutgers	1960	13	66
Siggi Eyjolfsson, Greensboro	1998	24	65
Nesa Stefanovic, Jacksonville	1998	23	65
Wolde Harris, Clemson	1993	23	65
Kamal Khalilian, Southern Methodist	1980	18	65

GOALS PER GAME

Player, Team	Year	Games	Goals	Avg.
Thompson Usiyan, Appalachian St.	1980	17	46	2.71
Thompson Usiyan, Appalachian St.	1978	13	34	2.62
Herb Schmidt, Rutgers	1960	13	33	2.54
Dov Markus, Long Island	1965	14	35	2.50
Edward Kositzki, Northern Ill.	1971	11	27	2.45
Herb Schmidt, Rutgers	1961	14	34	2.43
Mario Ribera, Tex.-Pan American	1992	12	29	2.42
Walter Chyzowych, Temple	1959	11	25	2.27
Pete Millich, Akron	1961	14	31	2.21
Carl Gentile, St. Louis	1963	14	30	2.14
Pete Millich, Akron	1962	10	21	2.10
Jose Almeyda, Wright St.	1972	12	25	2.08
Al Korbus, San Jose St.	1963	12	25	2.08
Carl Gentile, St. Louis	1964	13	27	2.08
Henry Abadi, Clemson	1972	16	32	2.00

Player, Team	Year	Games	Goals	Avg.
George Endler, St. Louis	1959	12	24	2.00
Len Salvemini, Air Force	1973	12	23	1.92
Herb Schmidt, Rutgers	1959	12	23	1.92
Jim Thames, Air Force	1965	11	20	1.82
Dave Rath, Bucknell	1969	13	23	1.77

GOALS

Player, Team	Year	Games	Goals
Thompson Usiyan, Appalachian St.	1980	17	46
Mark Erwin, Wake Forest	1983	21	36
Dov Markus, Long Island	1965	14	35
David Doyle, Campbell	1986	20	34
Thompson Usiyan, Appalachian St.	1978	13	34
Herb Schmidt, Rutgers	1961	14	34
Herb Schmidt, Rutgers	1960	13	33
Jimmy Glenn, Clemson	1993	24	32
Henry Abadi, Clemson	1973	16	32
Wojtek Krakowiak, Clemson	1998	24	31
Robert Ukrop, Davidson	1992	27	31
Michael King, Fairleigh Dickinson	1982	21	31
Pete Millich, Akron	1961	14	31
Carl Gentile, St. Louis	1963	14	30
Wolde Harris, Clemson	1993	23	29
Mario Ribera, Tex.-Pan American	1992	12	29
Sam Okpodu, North Carolina St.	1982	19	29
Bjorn Tronstad, San Francisco	1979	26	29
Kevin Lovejoy, Notre Dame	1978	23	29
Jack Cardosa, West Virginia	1973	17	29

ASSISTS PER GAME

Player, Team	Year	Games	Assists	Avg.
Joe Casucci, Niagara	1970	14	23	1.64
Ben Ferry, George Washington	1997	18	24	1.33
Pat McBride, St. Louis	1963	14	17	1.21
Pat Gross, Campbell	1993	19	23	1.21
Ben Ferry, George Washington	1996	17	20	1.18
Carmelo Rago, Eastern Ill.	1969	15	17	1.13
Chris Ogu, North Carolina St.	1982	19	21	1.11
Frank Abel, Akron	1960	11	12	1.09
Jim Zylker, San Jose St.	1968	15	16	1.07
Ted Rafalovich, Stanford	1978	22	23	1.05
Aleks Mihalovic, Jacksonville	1978	19	20	1.05
Armando Valdivia, Cal St. Northridge	1993	20	20	1.00
Hilmar Bjornsson, UNC Greensboro	1992	22	22	1.00
Kamal Khalilian, Southern Methodist	1982	18	18	1.00
George Nanchoff, Akron	1975	13	13	1.00
Dan McHugh, Evansville	1985	23	22	0.96
Daniel Hernandez, Southern Methodist	1997	22	21	0.95
Matt McKeon, St. Louis	1995	21	20	0.95
Rivers Guthrie, Clemson	1994	19	18	0.95
Scott Millar, Winthrop	1996	18	17	0.94

ASSISTS

Player, Team	Year	Games	Assists
Ben Ferry, George Washington	1997	18	24
Pat Gross, Campbell	1993	19	23
Ted Rafalovich, Stanford	1978	22	23
Joe Casucci, Niagara	1970	14	23
Hilmar Bjornsson, UNC Greensboro	1992	22	22
Dante Washington, Radford	1988	24	22
Dan McHugh, Evansville	1985	23	22
Daniel Hernandez, Southern Methodist	1997	22	21
Chris Ogu, North Carolina St.	1982	19	21
Chris Goos, UNC Greensboro	2002	22	20
Ben Ferry, George Washington	1996	17	20
Mike Fisher, Virginia	1996	22	20
Matt McKeon, St. Louis	1995	21	20
Andrew Williams, Rhode Island	1995	23	20
Armando Valdivia, Cal St. Northridge	1993	20	20
Dean Herritty, Coastal Carolina	1989	22	20
Jeff Baicher, Santa Clara	1989	23	20
Pedro DeBrito, Connecticut	1981	25	20
Pedro DeBrito, Connecticut	1979	26	20
Aleks Mihalovic, Jacksonville	1978	19	20
Miles Joseph, Clemson	1993	24	19
Guillermo Jara, San Diego	1992	24	19
Eric Eichmann, Clemson	1985	23	19
Aris Bogdaneris, South Fla.	1984	21	19
Jimmy Koutsokalis, Charlotte	1979	24	19

SAVES PER GAME

Player, Team	Year	Games	Saves	Avg.
John Santos, Fairleigh Dickinson	1959	10	218	21.80
Bill Lebov, Bucknell	1964	12	228	19.00
Jim Mueller, New Hampshire	1970	10	162	16.20
Dale Hetherington, Western Mich.	1975	12	187	15.58
Gary Kovacs, Bowling Green	1968	10	149	14.90
Pete Mannos, Northern Ill.	1974	10	147	14.70
Alan Mayer, James Madison	1971	12	162	13.50
Ray Migas, DePaul	1987	18	230	12.78
Alan Weinberger, Boston U.	1972	15	190	12.67
Mike Wescott, Syracuse	1977	14	174	12.42
Jim Kane, St. Bonaventure	1988	17	209	12.29
Henry Castaneda, George Mason	1971	14	171	12.21
Dragan Radovich, St. Francis (N.Y.)	1976	15	181	12.07
Tom McCormack, St. John's (N.Y.)	1979	13	156	12.00
John Fetzer, Wis.-Milwaukee	1976	15	179	11.93
Carl Powell, Wright St.	1979	14	162	11.57
Gordie Tuttle, New Hampshire	1977	15	170	11.33
Bob Lahey, Northwestern	1984	18	195	10.83
Jonathan Demeter, Connecticut	1971	15	162	10.80
Steve Price, Boston College	1977	16	170	10.63

SAVES

Player, Team	Year	Games	Saves
Ray Migas, DePaul	1987	18	230
Bill Lebov, Bucknell	1964	12	228
Jose Grave dePeralta, Wake Forest	1983	21	218
John Santos, Fairleigh Dickinson	1959	10	218
Jim Kane, St. Bonaventure	1988	17	209
Jay Thomas, Va. Commonwealth	1980	21	202
Bob Lahey, Northwestern	1984	18	195
Howie Friedman, Boston U.	1979	21	193
Roger Burgess, Charlotte	1980	21	190
Alan Weinberger, Boston U.	1972	15	190
Mark Woseley, St. Francis (N.Y.)	1990	20	189
Dale Hetherington, Western Mich.	1975	12	187
Matt Malek, Northeastern Ill.	1997	19	182
Steve Fisher, Richmond	1983	20	181
Dragan Radovich, St. Francis (N.Y.)	1976	15	181
John Fetzer, Wis.-Milwaukee	1976	15	179
Albert Taras, Wright St.	1981	22	178
Nick Christou, Canisius	1994	17	177
Harvey Torman, UAB	1984	19	174
Jim Adams, Monmouth	1991	21	172
Patrick Maguane, Rhode Island	1989	19	172

GOALS-AGAINST AVERAGE (Min. 1,200 Minutes)

Player, Team	Year	Ga	Min.	GAA
John Putna, Indiana	1978	6	2,075	0.26
Trey Harrington, Evansville	1990	7	2,389	0.26
Tony Meola, Virginia	1988	5	1,475	0.31
Jeff Duback, Yale	1986	5	1,433	0.31
Brett Phillips, Old Dominion	1991	7	1,942	0.32
Terry Higgins, Fairleigh Dickinson	1984	5	1,364	0.33
Kasey Keller, Portland	1988	7	1,900	0.33
James Swanner, Clemson	1983	8	1,930	0.37
Tony Meola, Virginia	1989	6	1,447	0.37
Ken Bernstein, George Mason	1982	7	1,635	0.39
Eduardo Caruacho, South Ala.	1987	6	1,385	0.39
Bill Andracki, Rutgers	1990	9	2,055	0.39
Greg Raber, Kentucky	2001	5	1,137	0.40
Colin Rogers, Indiana	2001	9	2,045	0.40
Aidan Heaney, Charlotte	1991	9	2,036	0.40
Kevin Kane, North Carolina	1978	6	1,357	0.40
Kasey Keller, Portland	1989	9	2,018	0.40
Joe Papaloe, Syracuse	1982	9	1,975	0.41
Zach Thornton, Loyola (Md.)	1993	9	1,928	0.42
Robby Fulton, Stanford	2002	8	1,681	0.43

Career

POINTS PER GAME (Min. 100 Points)

Player, Team	Years	Games	Points	Avg.
Thompson Usiyan, Appalachian St.	1977-80	49	255	5.20
Herb Schmidt, Rutgers	1959-61	39	180	4.62
Pete Milich, Akron	1960-63	48	204	4.25
Nick Papadakis, Hartwick	1963-66	43	170	3.95
Carl Gentile, St. Louis	1963-65	41	160	3.90
Benito Artinano, North Carolina St.	1961, 63-64	34	121	3.56
Manuel Hernandez, San Jose St.	1968-69, 71	47	165	3.51
Gerry Balassi, St. Louis	1960-62	43	143	3.33
Hayden Knight, Marquette	1976-79	44	146	3.32
Dov Marcus, Long Island	1965-67	48	156	3.25
Pat McBride, St. Louis	1963-65	41	130	3.17
Joe Casucci, Niagara	1969-72	48	150	3.13
Dale Russell, Philadelphia U.	1973-76	66	198	3.00
Ismael Perez, San Jose St.	1975-78	60	173	2.88
Len Salvemini, Air Force	1971-74	52	149	2.87
Kamal Khalilian, Southern Methodist	1980-82	54	153	2.83
George Nanchoff, Akron	1973-76	51	144	2.82
Wolde Harris, Clemson	1993-95	61	170	2.79
Fred Pereira, Brown	1974-76	45	124	2.76
Shoa Agonafer, UCLA	1969-72	70	192	2.74
Heikki Ritvanen, UCF	1996-99	69	188	2.72
Toni Siikala, Campbell	1992-95	60	163	2.72
Nnamdi Nwokocho, Clemson	1979-82	63	171	2.71
Roy Wegerle, South Fla.	1982-83	39	103	2.64
Dante Washington, Radford	1988-92	88	230	2.61

POINTS

Player, Team	Years	Games	Points
Thompson Usiyan, Appalachian St.	1977-80	49	255
Dante Washington, Radford	1988-92	88	230
Michael King, Fairleigh Dickinson	1982-85	91	206
Pete Milich, Akron	1960-63	48	204
Dale Russell, Philadelphia U.	1973-76	66	198
Ken Snow, Indiana	1987-90	87	196
Ole Mikkelsen, UCLA	1977-80	100	194
Shoa Agonafer, UCLA	1969-72	70	192
Sam Okpodu, North Carolina St.	1981-84	79	191
Heikki Ritvanen, UCF	1996-99	69	188
Siggi Eyjolfsson, UNC Greensboro	1995-98	87	185
John Wolyniec, Fordham	1995-98	81	184
Brian McBride, St. Louis	1990-93	89	184
Robert Ukrop, Davidson	1988-92	95	184
Cesidio Colasante, La Salle	1994-97	77	183
Steve Burks, Indiana	1973-76	72	182
Herb Schmidt, Rutgers	1959-61	39	180
Ismael Perez, San Jose St.	1975-78	60	173
Nnamdi Nwokocho, Clemson	1979-82	63	171
Wolde Harris, Clemson	1993-95	61	170
Nick Papadakis, Hartwick	1963-66	43	170
Bob Rohrbach, Dayton	1972-75		169
Mike Fisher, Virginia	1993-96	94	167
Jim Tursi, Portland	1977-80	90	167
Armando Betancourt, Indiana	1979-81	72	165
Manuel Hernandez, San Jose St.	1968-69, 71	47	165



UNC Greensboro Sports Information

UNC Greensboro senior Chris Goos scored 60 points in 2002 to claim the Points Per Game annual championship title.

GOALS PER GAME (Min. 45 Goals)

Player, Team	Years	Games	Goals	Avg.
Herb Schmidt, Rutgers	1959-61	39	90	2.31
Thompson Usiyan, Appalachian St.	1977-80	49	109	2.22
Pete Milich, Akron	1960-63	48	85	1.77
Nick Papadakis, Hartwick	1963-66	43	76	1.77
Benito Artinano, North Carolina St.	1961, 63-64	34	57	1.68
Carl Gentile, St. Louis	1963-65	41	67	1.63
Dov Marcus, Long Island	1965-67	48	78	1.63
Ray Klivecka, Long Island	1961-63	35	55	1.57
Charlie Duccilli, Temple	1965-67	44	66	1.50
Guy Busch, Michigan St.	1965-67	36	54	1.50
Chris Ohiri, Harvard	1961-63	32	47	1.47
Manuel Hernandez, San Jose St.	1968-69, 71	47	68	1.45
Tony Keyes, Michigan St.	1966-68	41	56	1.37
Heikki Ritvanen, UCF	1996-99	69	88	1.28
Ismael Perez, San Jose St.	1975-78	60	75	1.25
Len Salvemini, Air Force	1971-74	52	65	1.25
Wolde Harris, Clemson	1993-95	61	76	1.25
Trevor Harris, Michigan St.	1967-69	39	48	1.23
Dale Russell, Philadelphia U.	1973-76	66	81	1.23
Gerry Balassi, St. Louis	1960-62	43	52	1.21
Hayden Knight, Marquette	1976-79	44	52	1.18
Mike Biggs, Delaware	1968-70	40	47	1.18
Nnamdi Nwokocho, Clemson	1979-82	63	74	1.17
Mike Biggs, Delaware	1968-70	41	47	1.15
Ruben Molinares, Fairleigh Dickinson	1973-76	55	63	1.15

GOALS

Player, Team	Years	Games	Goals
Thompson Usiyan, Appalachian St.	1977-80	49	109
Herb Schmidt, Rutgers	1959-61	39	90
Heikki Ritvanen, UCF	1996-99	69	88
Michael King, Fairleigh Dickinson	1982-85	91	87
Pete Milich, Akron	1960-63	48	85
Ken Snow, Indiana	1987-90	87	84
Dante Washington, Radford	1988-92	88	82
Ole Mikkelsen, UCLA	1977-80	100	82
Dale Russell, Philadelphia U.	1973-76	66	81
Sam Okpodu, North Carolina St.	1981-84	79	78
Dov Markus, Long Island	1965-67	48	78
Steve Burks, Indiana	1973-76	72	77
Cesidio Colasante, La Salle	1994-97	77	76
Wolde Harris, Clemson	1993-95	61	76
Robert Ukrop, Davidson	1988-92	95	76
Shoa Agonafer, UCLA	1969-72	70	76
Nick Papadakis, Hartwick	1963-66	43	76
Siggi Eyojolfsson, UNC Greensboro	1995-98	87	75
John Wolyniec, Fordham	1995-98	81	75
Ismael Perez, San Jose St.	1975-78	60	75
Nnamdi Nwokocho, Clemson	1979-82	63	74
Brian McBride, St. Louis	1990-93	89	72
David Doyle, Campbell	1983-86	75	72
Jeff Gaffney, Virginia	1982-85	84	69
Toni Siikala, Campbell	1992-95	60	68
Keith DeFini, Creighton	1990-93	77	68
Mark Erwin, Wake Forest	1980-83	83	68
Manuel Hernandez, San Jose St.	1975-78	47	68

ASSISTS PER GAME (Min. 30 Assists)

Player, Team	Years	Games	Assists	Avg.
Hayden Knight, Marquette	1976-79	44	42	0.95
Pat McBride, St. Louis	1963-65	41	38	0.93
Joe Casucci, Niagara	1969-72	48	44	0.92
Gerry Balassi, St. Louis	1960-62	43	39	0.91
Jeff Baicher, Santa Clara	1989-90	43	37	0.86
Aleks Mihalovic, Jacksonville	1975-78	66	54	0.82
Carmelo Rago, Eastern Ill.	1969-71	38	31	0.82
Frank Abel, Akron	1959-62	46	36	0.78
Thompson Usiyan, Appalachian St.	1977-80	49	37	0.76
Dante Washington, Radford	1988-92	88	66	0.75
Ted Rafalovich, Stanford	1978-81	85	62	0.73
Ben Ferry, George Washington	1994-98	63	45	0.71
Kevin Kulby, Wisconsin	1982-84	55	39	0.71
Pete Milich, Akron	1960-63	48	34	0.71
Todd Lindh, Wofford	1979-82	63	44	0.70
Chris Ogu, North Carolina St.	1980-83	79	55	0.70
Kamal Khalilian, Southern Methodist	1980-82	54	37	0.69
Andrew Williams, Rhode Island	1994-97	66	45	0.68
Steve Morris, Syracuse	1986-90	64	43	0.67
Fred Pereira, Brown	1974-76	45	30	0.67
Doug Yearwood, Georgia St.	1981-84	70	46	0.66
Fred Silva, Virginia Tech	1997, 99-2001	65	42	0.65
Chris Goos, UNC Greensboro	1999-2002	83	53	0.64

Player, Team	Years	Games	Assists	Avg.
Markku Salminen, Monmouth	1987-89	58	37	0.64
Maurizio Rocha, Connecticut	1995-98	80	51	0.64
Dave MacWilliams, Philadelphia U.	1975-78	68	43	0.63

ASSISTS

Player, Team	Years	Games	Assists
Dante Washington, Radford	1988-92	88	66
Ted Rafalovich, Stanford	1978-81	85	62
Pedro Debrito, Connecticut	1978-81	100	59
Mike Fisher, Virginia	1993-96	94	55
Chris Ogu, North Carolina St.	1980-83	79	55
Aleks Mihalovic, Jacksonville	1975-78	66	54
Chris Goos, UNC Greensboro	1999-2002	83	53
Richard Mulrooney, Creighton	1995-98	85	51
Maurizio Rocha, Connecticut	1995-98	85	51
Guillermo Jara, San Diego	1992-95	81	48
Toby Taitano, San Diego	1990-93	85	47
Eric Eichmann, Clemson	1983-86	88	47
Matt McKeon, St. Louis	1992-95	84	46
Sean Shapert, Indiana	1986-89	86	46
Bruce Murray, Clemson	1984-87	84	46
Aris Bogdaneris, South Fla.	1983-86	80	46
Doug Yearwood, Georgia St.	1981-84	70	46
Ben Ferry, George Washington	1994-98	63	45
Andrew Williams, Rhode Island	1994-97	66	45
Steve Klein, Bowling Green	1993-96	79	45
Thomas Kain, Duke	1982-85	88	45
Billy Owens, William & Mary	1992-95	90	44
Damian Silvera, Virginia	1992-95	98	44
Todd Lindh, Wofford	1979-82	63	44
Eric Price, UC Santa Barbara	1978-82		44
Joe Casucci, Niagara	1969-72	48	44

SAVES PER GAME (Min. 300 Saves)

Player, Team	Years	Games	Saves	Avg.
Dale Hetherington, Western Mich.	1973-76	50	604	12.08
Jim Mueller, New Hampshire	1970-73	38	457	12.03
Gordie Tuttle, New Hampshire	1976-79	52	507	9.75
Jim Kane, St. Bonaventure	1987-90	47	457	9.72
Dragan Radovich, St. Francis (N.Y.)	1975-78	58	532	9.17
Tom McCormack, St. John's (N.Y.)	1979-82	58	531	9.16
Nick Christou, Canisius	1992-95	57	516	9.05
Charlie Ingold, UNC Wilmington	1977-80	65	561	8.63
Howie Friedman, Boston U.	1977-79	54	460	8.52
Aaron Rhame, Valparaiso	1995-98	71	577	8.13
Jose Grave dePeralta, Wake Forest	1980-83	77	620	8.05
Tim Denman, Manhattan	1996-99	40	319	7.98
Jeff Kraft, Temple	1977-80	67	534	7.97
Dave Whitcraft, Delaware	1980, 82-84	57	441	7.74
Ken Clark, Temple	1994-97	43	325	7.56
John Ford, Canisius	1995-98	56	414	7.39
Albert Taras, Wright St.	1979-82	62	457	7.37
Stewart Beason, Virginia Tech	1982-85	63	461	7.32
John Fetzer, Wis.-Milwaukee	1973-76	55	400	7.27
Marty Guolo, Towson	1979-81	56	403	7.20
Peter Pappas, Philadelphia U.	1991-94	74	522	7.05
Michael Magno, DePaul	1990-93	47	326	6.94
Jim Dalla Riva, Creighton	1981-84	68	466	6.85
Don Tuohy, La Salle	1996-99	52	356	6.85
Brian Herr, Drexel	1994-97	71	483	6.80

SAVES

Player, Team	Years	Games	Saves
Jose Grave dePeralta, Wake Forest	1980-83	77	620
Dale Hetherington, Western Mich.	1973-76	50	604
Aaron Rhame, Valparaiso	1995-98	71	577
Charlie Ingold, UNC Wilmington	1977-80	65	561
Jeff Kraft, Temple	1977-80	67	534
Dragan Radovich, St. Francis (N.Y.)	1975-78	58	532
Tom McCormack, St. John's (N.Y.)	1979-82	58	531
Peter Pappas, Philadelphia U.	1991-94	74	522
Nick Christou, Canisius	1992-95	57	516
Gordie Tuttle, New Hampshire	1976-79	52	507
Chris Murphy, Holy Cross	1992-95		489
Brian Herr, Drexel	1994-97	71	483
David Higgins, Charlotte	1978-79, 81-82	74	481
John White, Radford	1978-81		475
Chris Doyle, Hartford	1998-2001	80	473
Jim Dalla Riva, Creighton	1981-84	68	466
Stewart Beason, Virginia Tech	1982-85	63	461
Howie Friedman, Boston U.	1977-79	54	460
Jim Kane, St. Bonaventure	1987-90	47	457
Albert Taras, Wright St.	1979-82	62	457

Player, Team	Years	Games	Saves
Jim Mueller, New Hampshire.....	1970-73	38	457
Jaro Zawislan, Clemson	1990-93	88	446
Scott Fusco, Bradley.....	1990-93	74	441
Dave Whitcraft, Delaware.....	1980-84	57	441
Joe Koury, Bowling Green.....	1979-82	70	441

GOALS-AGAINST AVERAGE (Min. 2,500 Minutes)

Player, Team	Years	GA	Min.	GAA
Tony Meola, Virginia	1988-89	11	2,922	0.34
Robert Ross, Connecticut.....	1975-79	14	3,600	0.35
Bob Willen, Virginia	1984-87	18	4,045	0.40
James Swanner, Clemson	1982-83	18	3,814	0.43
Colin Rogers, Indiana	1998-2001	18	3,236	0.50
Chris Oswald, Indiana	1980-83	29	5,042	0.52
Joe Mailla, Old Dominion.....	1987-90	28	4,808	0.52
Mark Schuur, Washington.....	1979-82	29	4,700	0.56
Scott Coufal, Indiana.....	1993-96	58	7,953	0.56
Jon Halliwill, Evansville.....	1985-88	42	6,669	0.57
Kevin Rueda, Santa Clara.....	1987-91	20	3,027	0.60
T.J. Hannig, Indiana.....	1997-00	44	6,616	0.60
Sean Burke, Akron.....	1983-84	24	3,600	0.60
Brad Friedel, UCLA.....	1990-92	40	5,984	0.60
Adam Zapala, Stanford.....	1997-00	57	8,111	0.63
Eric Yamamoto, Santa Clara.....	1986-89	49	6,972	0.63
Kasey Keller, Portland.....	1988-91	55	7,765	0.64
Russ Fant, James Madison.....	1987-90	30	4,143	0.65
Tom Zawislan, Creighton.....	1996-99	33	4,509	0.66
Jim St. Andre, Vermont.....	1986-89	57	7,762	0.66
Nick Rimando, UCLA.....	1997-99	31	4,193	0.67
Kevin Kane, North Carolina.....	1977-80	36	4,824	0.67
Chris Snitko, UCLA.....	1992-95	39	5,084	0.69
Joe O'Carroll, James Madison.....	1989-92	25	3,236	0.70
Charles Arndt, South Carolina.....	1985-88	41	5,286	0.70

GOALKEEPER MINUTES PLAYED

Player, Team	Years	Minutes
Steve McCullough, UNC Asheville/ Marquette	1991-94	8,306:00
Adin Brown, William & Mary.....	1996-99	8,256:00
Jim Welch, Marquette.....	1995-98	8,114:00
Adam Zapala, Stanford.....	1997-00	8,111:34
Scott Coufal, Indiana.....	1993-96	7,953:00
Scott Vallow, Bowling Green.....	1995-98	7,943:29
Jaro Zawislan, Clemson.....	1990-93	7,829:00
Byron Foss, Southern Methodist.....	1998-2001	7,787:00
Kasey Keller, Portland.....	1988-91	7,765:00
Jim St. Andre, Vermont.....	1986-89	7,762:00
Mark Modersohn, Southwest Mo. St.	1997-00	7,674:00
Trey Harrington, Evansville.....	1989-92	7,669:00
Anton Nistl, UCLA.....	1986-89	7,604:00
Chris Doyle, Hartford.....	1998-2001	7,558:32
Ricardo Leite, George Mason.....	1990-93	7,534:00
Matt Jordan, Clemson.....	1994-97	7,136:00
Whit Gibson, Penn St.	1996-99	7,115:00

Player, Team	Years	Minutes
Jeff Causey, Virginia	1990-93	7,050:00
Doug Brooks, California.....	1996-99	6,996:00
Paul Wesseling, Xavier	1997-2000	6,994:44
Kyle Krpata, Stanford	1989-92	6,993:00
Aidan Heaney, UNC Charlotte.....	1988-91	6,979:09
Tyler Purtil, Georgetown.....	1996-99	6,979:00
Eric Yamamoto, Santa Clara	1986-89	6,972:00
Scott Fusco, Bradley.....	1990-93	6,899:00

PLAYERS WITH 40 GOALS AND 40 ASSISTS (Chronological order)

Player, Team	Goals	Assists	Points	Years
Shoa Agonafer, UCLA.....	76	40	192	1969-72
Joe Casucci, Niagara.....	53	44	150	1975-78
Aleks Mihalovic, Jacksonville.....	41	54	136	1976-79
Hayden Knight, Marquette.....	52	42	146	1976-79
Dave McWilliams, Philadelphia U.....	47	43	137	1977-79
Dan McNevin, Stanford.....	43	42	128	1978-81
Pedro Debritto, Connecticut.....	43	59	145	1978-81
Ted Rafalovich, Stanford.....	45	62	152	1980-83
Chris Ogu, North Carolina St.	51	55	157	1981-84
Doug Yearwood, Georgia St.	59	46	164	1982-85
Tom Kain, Duke.....	51	45	147	1983-86
John Kerr, Duke.....	42	43	127	1983-86
Dan McHugh, Evansville.....	46	41	133	1984-87
Bruce Murray, Clemson.....	48	46	142	1984-87
Magnus Ramquist, Radford.....	40	41	121	1986-88
Steve Morris, Syracuse.....	43	43	129	1986-90
Sigfus Karason, South Ala.....	47	40	134	1987-90
Pearse Tormey, Clemson.....	40	41	121	1987-90
Dante Washington, Radford.....	82	66	230	1988-92
Brian McBride, St. Louis.....	72	40	184	1989-93
Guillermo Jara, San Diego.....	51	48	150	1992-95
Matt McKeon, St. Louis.....	47	46	140	1992-95
Mike Fisher, Virginia.....	56	55	167	1993-96
Andrew Williams, Rhode Island.....	52	45	149	1994-97

Miscellaneous

FASTEST GOAL, START OF GAME

Time	Player, Team	Opponent	Date
:09	Aleccko Eskandarian, Virginia	America	Oct. 26, 2002
:09	Josh Brinkley, UAB	Belmont	Nov. 5, 1999
:09	Chad Harper, San Jose St.	Stanford	Nov. 21, 1998
:09	Jari Takatalo, James Madison	UNC Wilmington	Oct. 12, 1996
:10	Jeff Alexander, Portland	Washington	Oct. 8, 1999
:10	John Sampers, Davidson	Charlotte	Sept. 8, 1994
:10	Andrew Burr, Furman	Citadel	Sept. 15, 1990
:11	Alfonso DeMares, Towson	Vermont	Sept. 29, 2000
:11	Jeff Maddox, Akron	Northern Ill.	Oct. 12, 1997
:12	Gregory Strohmman, Seton Hall	American	Sept. 5, 1999
:12	Stephen Pugliese, Charlotte	Furman	Sept. 23, 1998
:12	Randy Sheen, Charlotte	Portland	Sept. 4, 1994
:16	Ben Stafford, Wake Forest	North Carolina St.	Oct. 9, 1999
:16	John Barry Nusum, Furman	Wofford	Oct. 6, 1999
:16	Brian Kamler, Creighton	Bradley	Oct. 9, 1992
:16	Dan Narzinski, Air Force	Denver	Nov. 5, 1969

FASTEST CONSECUTIVE GOALS, SAME TEAM

Time	Players, Team	Opponent	Date
:09	Jon Hall (2), American	George Washington	Oct. 6, 1987
:12	Miles Dowiak and Chad Porter, Pittsburgh	Seton Hall	Sept. 24, 2000
:12	Nick Brown and Rob Nabb, Western Mich.	Goshen	Sept. 7, 1990
:14	Phil Swenda (2), Seton Hall	Providence	Oct. 15, 2000
:14	Randy Wojtala (2), Western Mich.	Eastern Mich.	Sept. 23, 1978
:15	Eric Kvello (2), Georgetown	George Washington	Sept. 5, 1998
:15	Julio Umana (2), UCLA	Cal St. Northridge	Oct. 16, 1994
:17	Jorge Ferreira (2), Detroit	Alabama A&M	Nov. 1, 1998
:17	Doug Barry and Lief Vittitoe, San Diego	Santa Clara	Oct. 7, 1994
:18	Ronnie Weis and Frank Velez, Tulsa	Bradley	Oct. 11, 1991
:18	Chris Sawicki and John Macdonald, California	Harvard	Oct. 3, 1999
:19	Scott Powers and Chris Dodson, Brown	Navy	Sept. 25, 1998
:19	Clay Kilbarger and Seth George, UCLA	Sacramento St.	Nov. 10, 1996

Stanford Sports Information



Stanfords' Robby Fulton had a great 2002 campaign, allowing a .43 goals-against average, and a spot in the records.

Time	Players, Team	Opponent	Date
:19	Dominic Conti (2), Oregon St.	Stanford	Oct. 6, 1995
:20	Mike Rosenthal and M.J. Serola, UMKC	Denver	Sept. 27, 2002
:20	Greg Foisie (2), Washington	California	Oct. 8, 2000
:20	C. J. Robinson and Stephen Miller, Charlotte	Memphis	Oct. 11, 1998
:20	Eddie Lewis (2), UCLA	Davidson	Sept. 14, 1994

FASTEST CONSECUTIVE GOALS, OPPOSING TEAMS

Time	First Goal	Second Goal	Date
:03	Aaron Wellman, UC Santa Barb.	Seth George, UCLA	Nov. 6, 1998
:05	Ramiro Arredondo, California	Brett Konley, Michigan St.	Sept. 19, 1999
:05	Bryan Gibbs, Drury	Pedro Delgado, Evansville	Oct. 4, 1998
:07	Frank D'Andrea, Quinnipiac	Francesco Cartiera, Sacred Heart	Oct. 29, 1999
:08	Chris Doré, Bowling Green	Koen Kuiken, Xavier	Sept. 19, 1999
:11	Bryan Namoff, Bradley	Marcos Cabrera, Belmont	Oct. 8, 2000
:12	Grant Schick, Santa Clara	Jim Clarke, Portland	Oct. 9, 1993
:13	Dennis O'Connell, Delaware	Adam Lowe, Towson	Oct. 10, 1998
:16	Mansour Ndiaye, Connecticut	Danny Horan, Boston College	Sept. 30, 1998
:19	Andy Crouch, Xavier	Fred Silva, Virginia Tech	Oct. 29, 2000
:18	McKinley Tennyson, UCLA	David Beck, Butler	Sept. 12, 1999
:22	Bobby Thompson, Boston College	Ben Jefferson-Dow, Georgetown	Sept. 28, 2002
:22	Marcos Cabrera, Belmont	Justin Arabadjief, Bradley	Oct. 8, 2000
:22	Jason Cropley, Maryland	David Beck, Butler	Sept. 5, 1999
:24	Scot Thompson, UCLA	Bryn Ritchie, Washington	Nov. 10, 1999

CONSECUTIVE GAMES WITH AT LEAST ONE GOAL

No.	Player, Team	From	To
16	Pete Milich, Akron	Sept. 23, 1961	Oct. 6, 1962
14	Peter Byaruhanga, UAB	Sept. 26, 1999	Nov. 27, 1999
13	Chris Ohiri, Harvard	Nov. 10, 1962	Nov. 22, 1963
12	Rob Friend, UC Santa Barb.	Nov. 2, 2001	Oct. 4, 2002
11	Alecko Eskandarian, Virginia	Sept. 28, 2002	Nov. 14, 2002
11	Chris Carrieri, North Carolina	Sept. 27, 2000	Nov. 5, 2000
11	Heikki Ritvanen, UCF	Sept. 26, 1999	Nov. 4, 1999
11	Nnamdi Nwokocho, Clemson	1980	1981
10	Jimmy Dowell, Tulsa	Sept. 23, 1994	Oct. 25, 1994
9	Caleb Norkus, North Carolina	Sept. 27, 2000	Oct. 25, 2000
9	Orest Grechka, Hartwick	Oct. 25, 1997	Sept. 14, 1998
9	Clint Mathis, South Carolina	Sept. 3, 1997	Oct. 8, 1997
9	Duncan Horner, Akron	Oct. 10, 1993	Sept. 3, 1994
9	Darren Eales, Brown	1994	1994
9	Jimmy Glenn, Clemson	1993	1993
9	Wolde Harris, Clemson	1993	1993
9	Fred Pereira, Brown	1976	1976
9	Andy Demori, Clemson	1969	1970

CONSECUTIVE SHUTOUT MINUTES

No.	Player, Team	From	To
900	Randy Phillips, Southern Methodist	Sept. 27, 1980	Nov. 5, 1980
891:25	Tony Meola, Virginia	Sept. 18, 1988	Nov. 6, 1988
851	Chris Snitko, UCLA	Sept. 6, 1993	Oct. 17, 1993
846	Alex Maslow, Furman	Oct. 2, 2002	Dec. 1, 2002
829:58	Bob Willen, Virginia	Sept. 2, 1987	Oct. 4, 1987

No.	Player, Team	From	To
763:28	Adam Zapala, Stanford	Sept. 15, 1997	Oct. 19, 1997
748:36	Bill Wahl, Akron	Oct. 12, 1997	Nov. 9, 1997
748:07	Ken Bernstein, George Mason	Sept. 9, 1981	Oct. 10, 1981
741	Kevin Hartman, UCLA	Sept. 29, 1995	Sept. 15, 1996
729:15	Jim St. Andre, Vermont	Sept. 9, 1988	Oct. 1, 1988
714:59	Bob Willen, Virginia	Sept. 28, 1986	Nov. 16, 1986
709:31	Chris Humphreys, San Jose St.	Sept. 1, 2000	Sept. 23, 2000
663	Brian Steckroth, Navy	Sept. 9, 2000	Oct. 27, 2001
660	John Howard, Southern Methodist	August 29, 1990	Sept. 19, 1990
643:42	Barry Purcell, James Madison	Sept. 2, 1996	Oct. 2, 1996

Annual Champions

POINTS PER GAME

Season	Player, Team	Cl.	G	GO	A	P	Avg.
1998	John Wolyniec, Fordham	Sr.	20	25	10	60	3.00
1999	Conor Casey, Portland	Fr.	18	23	7	53	2.94
2000	Chris Carrieri, North Carolina	Jr.	24	25	14	64	2.67
2001	Dipsy Selolwane, St. Louis	Sr.	20	25	4	54	2.70
2002	Chris Goos, UNC Greensboro	Sr.	22	20	20	60	2.73

GOALS PER GAME

Season	Player, Team	Cl.	G	GO	Avg.
1998	Andrew Mitterdorf, Lehigh	Sr.	18	24	1.33
1999	Conor Casey, Portland	Fr.	18	23	1.28
2000	Jason Thompson, Eastern Ill.	Fr.	19	21	1.11
2001	Dipsy Selolwane, St. Louis	Sr.	20	25	1.25
2002	Alecko Eskandarian, Virginia	Jr.	20	25	1.25

ASSISTS PER GAME

Season	Player, Team	Cl.	G	A	Avg.
1998	Federico Arroyo, Cal St. Northridge	Jr.	17	16	0.94
1999	Mike Popovic, Jacksonville	Jr.	16	15	0.94
2000	Anders Hoyem, Northeastern	Jr.	18	12	0.67
	Todd Lauber, Towson	Jr.	18	12	0.67
2001	Jarett Park, Syracuse	Fr.	15	14	0.93
2002	Chris Goos, UNC Greensboro	Sr.	22	20	0.91

GOALS-AGAINST AVERAGE

Season	Player, Team	Cl.	G	MIN	GA	GAA
1998	T. J. Hannig, Indiana	Jr.	25	2,251	11	0.44
1999	Tom Wunk, UMBC	So.	13	1,045	4	0.34
2000	Adam Zapala, Stanford	Sr.	22	1,994	10	0.45
2001	Greg Raber, Kentucky	Jr.	16	1,137	5	0.40
2002	Robby Fulton, Stanford	So.	18	1,681	8	0.43

SAVES PER GAME

Season	Player, Team	Cl.	G	SV	Avg.
1998	Dany Estupinan, St. Peter's	Jr.	14	126	9.00
1999	Don Tuohey, La Salle	Sr.	18	139	7.72
2000	Mike Cardenas, Boston U.	So.	9	68	7.56
2001	Carlos DeBrito, Marist	Sr.	16	127	7.94
2002	Stash Graham, La Salle	So.	19	156	8.21

Team Records

Official NCAA Division I men's soccer records began with the 1959 season and are based on information submitted to the NCAA statistics service by institutions participating in the statistics rankings. Annual champions started in the 1998 season, which was the first year the NCAA compiled weekly leaders. In statistical rankings, the rounding of percentages and/or averages may indicate ties where none exist. In these cases, the numerical order of the rankings is accurate.

Scoring

POINTS Game
55—Indiana vs. Indiana St., Sept. 25, 1976

GOALS Game

24—Cleveland St. vs. Wright St., Oct. 16, 1974
Season
139—San Francisco, 1979 (27 games)

SCORING AVERAGE Season
6.77—St. Louis, 1964 (88 goals in 13 games)

ASSISTS Game
21—Northern Ill. vs. Valparaiso, Oct. 9, 1971

Defense

SAVES Game
44—Fairleigh Dickinson vs. New York U., 1959
Season
251—St. Bonaventure, 1988 (20 games)

SAVES PER GAME Season

19.00—Bucknell, 1964 (12 games)

GOALS AGAINST AVERAGE Season
0.24—Evansville, 1990 (7 GA in 2,580 min.)

SHUTOUTS Season
20—Evansville, 1990 (27 games)

SHUTOUT PERCENTAGE Season
.783—Indiana, 1979 (18 in 23 games)

Miscellaneous

CONSECUTIVE WINS
25—Navy, 1964 to 1965

UNBEATEN STREAK
46—Indiana, Sept. 4, 1983 to Nov. 9, 1984

CONSECUTIVE HOME WINS

39—Tulsa, 1988 to 1992

CONSECUTIVE CONFERENCE WINS

(includes conference tournaments)

35—Appalachian St., 1977 to 1982

CONFERENCE GAMES UNBEATEN STREAK

(includes conference tournaments)

43—Furman, Sept. 23, 1999 to current

CONSECUTIVE SHUTOUTS

11—Furman, Oct. 9, 2002 to Nov. 27, 2002

WINS IN A SEASON

24—Evansville, 1990

CONSECUTIVE WINNING SEASONS

37—St. Louis, 1959 to 1996

MOST-IMPROVED

11.5—San Jose St., 1999 (7-11-2) to 2000 (20-1-1);
South Ala., 1980 (1-11-0) to 1981 (15-2-2)

Game

POINTS

No.	Team vs. Opponent	Date
55	Indiana vs. Indiana St.	Sept. 25, 1976
54	Bowling Green vs. Findlay	Sept. 8, 1982
51	Northern Ill. vs. Valparaiso	Oct. 9, 1971
50	Wake Forest vs. St. Andrews	Sept. 16, 1983
49	Central Conn. St. vs. Md-East. Shore	Sept. 23, 1995
48	Centenary (La.) vs. Wiley	Oct. 23, 2002
48	Charlotte vs. West Va. Tech	Sept. 16, 1987
48	Cleveland St. vs. Wright St.	Oct. 16, 1974
47	Air Force vs. Regis (Colo.)	Oct. 1, 1977
47	Furman vs. Wofford	Oct. 12, 1974
47	Stetson vs. Southeastern Bible	Sept. 19, 1974
46	Tulsa vs. Nicholls St.	Sept. 9, 1990
46	San Francisco vs. St. Mary's (Cal.)	1979
45	Charlotte vs. UNC Asheville	Sept. 4, 1981
44	UNC Wilmington vs. UNC Pembroke	Oct. 12, 1976

GOALS

No.	Team vs. Opponent	Date
24	Cleveland St. vs. Wright St.	Oct. 16, 1974
23	San Francisco vs. St. Mary's (Cal.)	1979
21	Bowling Green vs. Findlay	Sept. 8, 1982
19	Indiana vs. Indiana St.	Sept. 25, 1976
19	Temple vs. Rutgers-Camden	1963
18	Charlotte vs. West Va. Tech	Sept. 16, 1987
18	Clemson vs. Flagler	Oct. 31, 1976
18	Furman vs. Wofford	Oct. 12, 1974
18	Brown vs. Boston U.	1974
17	Centenary (La.) vs. Wiley	Oct. 23, 2002
17	Central Conn. St. vs. Md-East. Shore	Sept. 23, 1995
17	Wake Forest vs. St. Andrews	Sept. 16, 1983
17	Stanford vs. Sonoma St.	Oct. 20, 1978
17	Air Force vs. Regis (Colo.)	Oct. 1, 1977
17	UCLA vs. Loyola Marymount	1977
17	Stetson vs. Southeastern Bible	Sept. 19, 1974
17	Niagara vs. Canisius	1970
17	San Jose St. vs. Pacific (Cal.)	1968

ASSISTS

No.	Team vs. Opponent	Date
21	Northern Ill. vs. Valparaiso	Oct. 9, 1971
17	Central Conn. St. vs. Md-East. Shore	Sept. 23, 1995
16	UAB vs. Belmont	Nov. 5, 1999
16	Detroit vs. Alabama A&M	Nov. 1, 1998
16	Wake Forest vs. St. Andrews	Sept. 16, 1983
15	Charlotte vs. UNC Asheville	Sept. 4, 1981
14	Centenary (La.) vs. Wiley	Oct. 23, 2002
14	South Carolina vs. Appalachian St.	Sept. 22, 1991
14	Tulsa vs. Nicholls St.	Sept. 9, 1990
14	Detroit vs. Aquinas	Oct. 13, 1988
14	Coastal Carolina vs. Armstrong Atlantic	Oct. 14, 1986
13	UAB vs. Alabama A&M	Sept. 26, 1999
13	Hofstra vs. Temple	Sept. 15, 1998
13	Bowling Green vs. Western Mich.	Nov. 3, 1996
13	Charleston So. vs. Johnson & Wales	Oct. 18, 1996
13	Northern Ill. vs. Ill.-Chicago	Oct. 24, 1989
13	Washington vs. Gonzaga	Sept. 19, 1987
13	Charleston So. vs. Lander	Sept. 27, 1980
13	Santa Clara vs. Pacific	Nov. 7, 1979
13	Notre Dame vs. St. Joseph's (Ind.)	Sept. 18, 1978
13	Air Force vs. Regis (Colo.)	Oct. 1, 1977
13	Stetson vs. Southeastern Bible	Oct. 19, 1974
13	Northern Ill. vs. Ball St.	Oct. 23, 1971

SAVES

No.	Team vs. Opponent	Date
44	Fairleigh Dickinson vs. New York U.	1959
37	Western Mich. vs. Evansville	Sept. 21, 1977
35	Western Mich. vs. Spring Arbor	Oct. 11, 1975
34	Wake Forest vs. Guilford	Nov. 2, 1980
34	East Carolina vs. North Carolina St.	Sept. 14, 1980
34	Boston U. vs. Babson	Sept. 30, 1972
34	Wright St. vs. Oberlin	Oct. 18, 1969
33	Bucknell vs. Cornell	Oct. 14, 1961
30	Air Force vs. Benedictine	Oct. 3, 1965
30	Air Force vs. North Carolina	Oct. 1, 1965
29	Western Mich. vs. Michigan St.	Oct. 20, 1971
28	Temple vs. Penn St.	1994
28	South Carolina vs. Appalachian St.	Oct. 29, 1978
28	Northern Ill. vs. SIU-Edwardsville	Oct. 12, 1974
28	Bowling Green vs. Akron	Oct. 8, 1968

Season

SCORING AVERAGE

Team	Year	Games	No.	Avg.
St. Louis	1964	13	88	6.77
St. Louis	1963	14	94	6.71
San Jose St.	1968	15	99	6.60
St. Louis	1959	12	71	5.92
Akron	1960	11	63	5.73
Clemson	1973	17	97	5.71
St. Louis	1962	13	73	5.62
Long Island	1965	14	77	5.50
Northern Ill.	1971	10	53	5.30
Akron	1961	14	73	5.21
UCLA	1969	16	83	5.19
San Francisco	1979	27	139	5.15
Jacksonville	1969	16	82	5.13
South Ala.	1981	19	97	5.11
Marist	1982	14	71	5.07
Eastern Ill.	1969	15	76	5.06
UCLA	1970	17	86	5.06
Long Island	1966	17	85	5.00
Clemson	1976	21	103	4.90
Air Force	1964	10	49	4.90

GOALS

Team	Year	Games	Goals
San Francisco	1979	27	139
Notre Dame	1978	25	116
Clemson	1976	21	103
Notre Dame	1979	31	99
San Jose St.	1968	15	99
South Ala.	1981	19	97
Clemson	1973	17	97
Clemson	1993	24	96
UCLA	1971	20	96
Indiana	1976	20	94
St. Louis	1963	14	94
Evansville	1985	24	93
Connecticut	1979	26	93
South Fla.	1983	20	92
Notre Dame	1981	22	92
UNC Greensboro	1998	25	91
Fairleigh Dickinson	1983	24	90
Stanford	1978	22	90
James Madison	1994	25	88
Indiana	1983	26	88
Indiana	1979	23	88
Charlotte	1979	24	88
St. Louis	1964	13	88

GOALS-AGAINST AVERAGE

(min. 1,200 minutes)

Team	Year	GA	Min.	GAA
Evansville	1990	7	2,580	0.24
Indiana	1979	6	2,130	0.25
George Mason	1982	7	1,800	0.35
Clemson	1983	8	2,010	0.36
Indiana	2001	9	2,177	0.37
Clemson	1973	7	1,575	0.40
Indiana	1998	11	2,373	0.42
Wisconsin	1995	11	2,340	0.42
South Carolina	1987	10	2,100	0.43
Stanford	2000	10	2,065.2	0.44
Santa Clara	1989	11	2,250	0.44
St. John's (N.Y.)	2002	10	2,036	0.44
Washington	1980	9	1,800	0.45
Clemson	1982	10	1,980	0.46
Clemson	1998	11	2,160	0.46
Fairleigh Dickinson	1984	11	2,160	0.46
Creighton	1999	9	1,712	0.47
Washington	1992	11	2,070	0.48
Santa Clara	1988	10	1,850	0.49
Indiana	1994	13	2,400	0.49

SAVES PER GAME

Team	Year	Games	No.	Avg.
Bucknell	1964	12	228	19.00
New Hampshire	1970	10	162	16.20
Bowling Green	1972	12	190	15.83
Western Mich.	1975	12	187	15.58
Northern Ill.	1974	10	147	14.70
Boston U.	1972	15	195	13.00
DePaul	1987	18	230	12.77
St. Bonaventure	1988	20	251	12.55
Wis.-Milwaukee	1976	15	187	12.47
James Madison	1971	13	162	12.46
Campbell	1978	15	184	12.27
George Mason	1971	14	171	12.21
New Hampshire	1977	15	181	12.07
Clemson	1968	13	142	10.92
Wake Forest	1983	21	228	10.86
East Carolina	1980	22	239	10.86
Delaware	1982	16	171	10.69
Clemson	1969	12	128	10.67
Boston College	1977	16	170	10.63
Charleston So.	1979	16	168	10.50

SAVES

Team	Year	Games	No.
St. Bonaventure	1988	20	251
East Carolina	1980	22	239
DePaul	1987	18	230
Wake Forest	1983	21	228
Bucknell	1964	12	228
Northwestern	1984	18	223
Wake Forest	1980	21	217
Va. Commonwealth	1980	21	217
Charlotte	1980	21	213
Va. Commonwealth	1982	20	207
UAB	1984	19	196
Boston U.	1972	15	195
Boston U.	1979	21	193
Bowling Green	1972	21	190
St. Peter's	1998	20	189
St. Francis (N.Y.)	1990	20	189
Wis.-Milwaukee	1976	15	187
Western Mich.	1975	12	187
Campbell	1978	15	184
Charlotte	1979	24	183

SHUTOUT PERCENTAGE

Team	Year	Games	No.	Pct.
Indiana	1979	23	18	.783
Virginia	1988	22	17	.773
Evansville	1990	27	20	.741
Eastern Ill.	1981	23	17	.739
Stanford	2000	22	16	.727
Portland	1988	22	16	.727
Clemson	1983	21	15	.714
George Mason	1982	21	15	.714
San Francisco	1986	24	17	.708
Furman	2002	23	16	.700
Indiana	2001	23	16	.696
UCLA	1989	23	16	.696

Team	Year	Games	No.	Pct.
Charlotte	1991	22	15	.682
Virginia	1987	22	15	.682
Indiana	1998	25	17	.682
Wisconsin	1995	25	17	.680
James Madison	1988	21	14	.667
St. Louis	1988	24	16	.667
Clemson	1982	21	14	.667
Washington	1980	21	14	.667

SHUTOUTS

Team	Year	Games	Shutouts
Evansville	1990	27	20
Indiana	1979	23	18
Indiana	1998	25	17
Wisconsin	1995	25	17
Virginia	1988	22	17
San Francisco	1986	24	17
Eastern Ill.	1981	23	17
San Francisco	1978	29	17
Furman	2002	23	16
Indiana	2001	23	16
Stanford	2000	22	16
UCLA	1989	23	16
Portland	1988	22	16
St. Louis	1988	24	16
Connecticut	2000	25	15
Indiana	1999	24	15
Stanford	1998	25	15
St. John's (N.Y.)	1997	24	15
James Madison	1995	24	15
Charlotte	1991	22	15
Virginia	1987	22	15
South Carolina	1985	24	15
Clemson	1983	21	15
George Mason	1982	21	15

Miscellaneous

CONSECUTIVE WINS

No.	Team	From	To
25	Navy	1964	1965
24	St. Louis	1970	1971
23	Indiana	Sept. 2, 1997	Dec. 7, 1997
21	Southern Methodist	Aug. 31, 2001	Dec. 8, 2001
21	Portland	Sept. 3, 1988	Nov. 27, 1988
20	Evansville	Sept. 16, 1990	Dec. 2, 1990
20	Notre Dame	Sept. 20, 1977	Oct. 1, 1978
19	Creighton	Sept. 4, 1991	Nov. 7, 1991
19	St. Louis	1969	1970
18	Columbia	1983	1983
18	George Mason	Sept. 4, 1982	Nov. 12, 1982
18	Southern Methodist	Oct. 20, 1978	Oct. 28, 1979
17	Virginia	Nov. 6, 1992	Oct. 6, 1993
17	South Ala.	Sept. 1987	Nov. 1987
17	Connecticut	Sept. 10, 1980	Nov. 9, 1980

CONSECUTIVE GAMES UNBEATEN

No.	Team	From	To
46	Indiana	Sept. 4, 1983	Nov. 9, 1984
45	St. Louis	1969	1971
39	UCLA	Sept. 29, 1985	Nov. 16, 1986
38	Santa Clara	Oct. 17, 1988	Sept. 26, 1990
35	Philadelphia U.	1968	1971
33	Virginia	Oct. 29, 1994	Dec. 3, 1995
32	Virginia	Sept. 25, 1991	Oct. 21, 1992
29	Washington	Sept. 11, 1983	Oct. 17, 1984
28	Connecticut	Sept. 10, 1980	Oct. 2, 1980
28	Navy	1964	1965
26	Evansville	Sept. 26, 1990	Dec. 2, 1990
26	Brown	1966	1968
23	Indiana	Sept. 2, 1997	Dec. 7, 1997
23	Evansville	Sept. 1, 1985	Nov. 10, 1985
22	UCLA	1973	1973

CONSECUTIVE HOME WINS

(Includes conference and NCAA tournaments)

No.	Team	From	To
39	Tulsa	1988	1992
30	UCLA	Sept. 22, 1996	Nov. 1, 1998
27	Indiana	Oct. 18, 1996	Sept. 3, 1999

No.	Team	From	To
23	Virginia	Sept. 2, 1987	Nov. 20, 1988
23	Virginia	Sept. 14, 1983	Nov. 25, 1984
23	Philadelphia U.	Nov. 2, 1968	Sept. 26, 1972
22	Notre Dame	Sept. 20, 1977	Nov. 11, 1978
22	St. Louis	1968	1972
21	Southern Methodist	Sept. 15, 2000	Dec. 8, 2001
20	Ill.-Chicago	Oct. 19, 1997	Sept. 27, 2000
20	Furman	Sept. 4, 1996	Nov. 12, 1997
20	Virginia	Oct. 29, 1994	Aug. 31, 1996
20	Notre Dame	Sept. 4, 1987	Sept. 22, 1989
20	Clemson	Nov. 10, 1971	Nov. 6, 1974
18	Virginia	Sept. 29, 1991	Oct. 18, 1992
18	George Mason	Oct. 3, 1981	Nov. 12, 1982

CONSECUTIVE CONFERENCE WINS
(Includes conference tournaments)

No.	Team	From	To
35	Appalachian St.	1977	1982
28	Indiana	Nov. 17, 1996	Nov. 13, 2000
23	Clemson	Oct. 15, 1972	Nov. 7, 1976
22	Furman	Nov. 5, 2002	current
20	Furman	Sept. 23, 1999	Nov. 2, 2000
22	Akron	Sept. 30, 1990	Oct. 21, 1994
20	UCLA	Oct. 7, 1994	Oct. 12, 1997
18	James Madison	Nov. 5, 1992	Oct. 15, 1994
17	Evansville	Oct. 1989	Sept. 1991
17	Harvard	Oct. 11, 1969	Oct. 29, 1971
15	Butler	Nov. 7, 1997	Oct. 10, 1999
15	Robert Morris	Sept. 9, 1994	Oct. 22, 1995
15	Centenary (La.)	Oct. 28, 1988	Nov. 3, 1990
15	Furman	Nov. 5, 1982	Nov. 10, 1984
15	Washington	Nov. 3, 1982	Oct. 14, 1984
15	Columbia	Sept. 1982	Oct. 1984

CONSECUTIVE CONFERENCE GAMES UNBEATEN
(Includes conference tournaments)

No.	Team	From	To
43	Furman	Sept. 23, 1999	current
42	Clemson	Oct. 15, 1972	Sept. 23, 1980
38	Indiana	Oct. 15, 1995	Nov. 13, 2000
35	Appalachian St.	1977	1982
32	James Madison	Oct. 7, 1992	Oct. 4, 1995
25	Virginia	Nov. 1, 1985	Oct. 29, 1989
24	Washington	Oct. 28, 1981	Oct. 14, 1984
23	James Madison	1992	1995



Wis.-Milwaukee Sports Information

Wis.-Milwaukee's Bobby Lish had five assists in the October 27, 2002 game versus Cleveland State, third on the all-time list.

No.	Team	From	To
23	Akron	Sept. 28, 1990	Oct. 21, 1994
20	UCLA	Oct. 7, 1994	Oct. 12, 1997
18	Washington	Sept. 20, 1972	Oct. 17, 1973
18	Delaware	Nov. 5, 1969	Nov. 6, 1971
17	Evansville	Oct. 1989	Sept. 1991
17	Harvard	Oct. 11, 1969	Oct. 29, 1971
16	Creighton	Oct. 23, 1994	Oct. 31, 1997
16	Washington	Oct. 22, 1986	Oct. 22, 1988
16	Air Force	1976	1978

CONSECUTIVE SHUTOUTS

No.	Team	From	To
11	Furman	Oct. 9, 2002	Nov. 27, 2002
10	Wis.-Green Bay	Sept. 12, 1992	Oct. 11, 1992
10	Virginia	Sept. 4, 1987	Sept. 30, 1987
10	Southern Methodist	Sept. 27, 1980	Nov. 5, 1980
9	Penn St.	1987	1988
9	George Mason	Nov. 5, 1980	Oct. 3, 1981
8	Virginia	Sept. 21, 1988	Oct. 15, 1988
8	UNLV	Oct. 14, 1984	Nov. 7, 1984
8	George Mason	Sept. 24, 1982	Oct. 20, 1982
8	Washington	Nov. 1, 1981	Sept. 8, 1982
8	Boston College	1979	1979
8	UCLA	1977	1977

SEASON WINS

No.	Team	Year
24	Evansville	1990
23	Indiana	1998
23	Indiana	1997
23	Indiana	1994
23	Indiana	1978
22	Creighton	2000
22	Clemson	1998
22	UCLA	1997
22	St. John's (N.Y.)	1996
22	Virginia	1994
22	Virginia	1993
22	Clemson	1984
21	North Carolina	2001
21	Southern Methodist	2001
21	North Carolina	2000
21	Furman	1999
21	Indiana	1999
21	Virginia	1995
21	Virginia	1992
21	Virginia	1989
21	Portland	1988
21	Evansville	1985
21	Fairleigh Dickinson	1983
21	Connecticut	1980
21	Notre Dame	1978
21	UCLA	1965

CONSECUTIVE WINNING SEASONS

No.	Team	From	To
37	St. Louis	1959	1996
36	UCLA	1967	current
33	Clemson	1970	current
30	Indiana	1973	current
28	Southern Methodist	1975	current
28	William & Mary	1975	current
25	Philadelphia U.	1965	1989
24	Duke	1978	current
22	Washington	1969	1990
22	Virginia	1981	current
21	San Jose St.	1963	1983
20	Fresno St.	1979	1998
20	Wisconsin	1977	1996
19	Boston U.	1984	current
18	Michigan St.	1959	1976

MOST IMPROVED

Team	Year	W-L-T	Next Year	W-L-T	Improvement
San Jose St.	1999	7-11-2	2000	20-1-1	11.5
South Ala.	1980	1-11-0	1981	15-2-2	11.5
Western Ill.	1994	4-15-0	1995	15-4-1	11.0
UC Santa Barb.	1998	2-17-1	1999	13-7-0	10.5
Charleston So.	1996	4-14-1	1997	16-5-1	10.5
Cornell	1994	2-10-3	1995	15-2-1	10.5
Wis.-Green Bay	1991	7-13-0	1992	16-2-1	10.0
Coastal Carolina	1988	4-14-1	1989	14-4-0	10.0

Team	Year	W-L-T	Next Year	W-L-T	Improvement
Boston U.	1984	4-14-2	1985	14-4-1	10.0
New Mexico	2001	7-12-2	2002	18-4-0	9.5
Lafayette	1997	4-12-0	1998	16-5-0	9.5
UAB	1985	5-17-0	1986	11-4-3	9.5
Eastern Ill.	1997	4-15-0	1998	12-5-3	9.0
Hofstra	1995	3-16-0	1996	10-5-4	9.0
La Salle	1993	1-16-2	1994	11-8-0	9.0
Va. Commonwealth	1992	5-11-2	1993	15-3-0	9.0
Bowling Green	1990	7-11-2	1991	16-2-2	9.0
Campbell	1987	6-10-1	1988	17-3-0	9.0
Tulsa	1987	5-14-2	1988	14-5-2	9.0
Santa Clara	1972	3-11-2	1973	14-4-3	9.0

Annual Champions

SCORING OFFENSE

Season	Team	G	GO	Avg.
1998	UNC Greensboro	25	91	3.64
1999	Rhode Island	22	75	3.41
2000	Furman	23	76	3.30
2001	Furman	22	68	3.09
2002	UNC Greensboro	22	76	3.45

TEAM GOALS-AGAINST AVERAGE

Season	Team	G	MIN	GA	GAA
1998	Indiana	25	2,373	11	0.42
1999	Creighton	18	1,712	9	0.47
2000	Stanford	22	2,065.2	10	0.44
2001	Indiana	23	2,177	9	0.37
2002	St. John's (N.Y.)	21	2,036	10	0.44

SHUTOUT PERCENTAGE

Season	Team	G	S	Pct.
1998	Indiana	25	17	.680
1999	Columbia	17	11	.647
	Liberty	17	11	.647
2000	Stanford	22	16	.727
2001	Indiana	23	16	.696
2002	Furman	23	16	.696

WINNING PERCENTAGE

Season	Team	W	L	T	Pct.
1998	Indiana	23	2	0	.920
1999	UMBC	19	1	2	.909
2000	San Jose St.	20	1	1	.932
2001	Southern Methodist	21	1	0	.955
2002	Wis.-Milwaukee	19	2	1	.886

MOST IMPROVED

Season	Team	From	To	Improved
1999	UC Santa Barb.	2-17-1	13-7-0	10.5
2000	San Jose St.	7-11-2	20-1-1	11.5
2001	UCF	2-14-3	12-7-0	8.5
2002	New Mexico	7-12-2	18-4-0	9.5

2002 Most Improved

School	2000	2001	\$Games Improved
New Mexico	7-12-2	18-4-0	9.5
Coastal Caro.	10-8-3	19-3-2	7.0
Bucknell	6-11-1	13-5-1	6.5
Maryland	11-9-1	20-5-0	6.5
Creighton	11-9-1	18-4-2	6.0
UNC Wilmington	3-15-0	9-9-0	6.0
Oregon St.	5-12-0	13-8-0	6.0
St. Peter's	5-13-1	10-6-3	6.0
Va. Commonwealth	8-10-3	15-5-1	6.0
Boston College	10-8-0	18-5-0	5.5
Cleveland St.	3-15-0	10-11-0	5.5
Duquesne	7-8-1	13-3-5	5.5
Pennsylvania	6-9-1	12-4-1	5.5
Binghamton	2-17-0	6-11-1	5.0
UCLA	12-7-4	18-3-3	5.0
UC Santa Barb.	11-5-3	18-3-1	4.5
Col. Of Charleston	6-11-1	11-7-2	4.5
DePaul	3-13-2	8-9-2	4.5
Loyola Marymount	9-7-2	15-4-2	4.5
Providence	1-14-2	7-11-0	4.5
Vermont	4-9-3	11-7-1	4.5

\$To determine games improved, add the difference in victories between the two seasons to the difference in losses, then divide by two; ties not counted. Includes postseason.

Final Coaches' Polls

NOTE: Poll conducted by the Intercollegiate Soccer Coaches Association of America (ISAA) from 1971-95. The National Soccer Coaches Association of America assumed responsibility in 1996.

1971

1. St. Louis
2. San Francisco
3. Pennsylvania
4. Hartwick
5. Howard
6. UCLA
7. Harvard
8. SIU-Edwardsville
9. Long Island
10. Navy

4. Clemson
5. Mo.-St. Louis
6. UCLA
7. Oneonta St.
8. Penn St.
9. Hartwick
10. Springfield
11. Pennsylvania
12. West Virginia
13. South Fla.
14. Adelphi
15. Brown
16. Quincy
17. East Stroudsburg
18. Howard
19. Bridgeport
20. Air Force

1972

1. Howard
2. Pennsylvania
3. Harvard
4. SIU-Edwardsville
5. Penn St.
6. St. Louis
7. Long Island
8. Mo.-St. Louis
9. Westmont
10. Hartwick

1974

1. Howard
2. St. Louis
3. SIU-Edwardsville
4. Connecticut
5. Philadelphia U.
6. Clemson
7. Quincy
8. Adelphi
9. San Jose St.
10. Brown

11. UCLA
12. Penn St.
13. Loyola (Md.)
14. Hartwick
15. Cal St. Chico
16. Binghamton
17. Springfield
18. Bucknell
19. Dist. Columbia
20. San Francisco

1975

1. Clemson
2. Quincy
3. Cornell
4. SIU-Edwardsville
5. Howard
6. Philadelphia U.
7. Connecticut
8. San Francisco
9. Adelphi
10. Akron
11. St. Louis
12. Hartwick
13. South Fla.
14. Brown
15. Fairleigh Dickinson
16. Cal St. Hayward
17. Springfield
18. Army
19. Cleveland St.
20. Bridgeport

1976

1. San Francisco
2. Indiana
3. Hartwick
4. Clemson
5. Philadelphia U.
6. Loyola (Md.)
7. Connecticut
8. SIU-Edwardsville
9. Quincy
10. Brown
11. Davis & Elkins
12. Temple
13. St. Francis (N.Y.)
14. St. Louis
15. San Jose St.
16. Adelphi
17. Cal St. Chico
18. Penn St.
19. Brandeis
20. Simon Fraser

1977

1. Hartwick
2. San Francisco
3. SIU-Edwardsville
4. Clemson
5. Brown
6. Cleveland St.
7. Quincy
8. Philadelphia U.
9. Indiana
10. Alabama A&M
11. Howard
12. Appalachian St.
13. St. Louis

14. Cornell
15. Penn St.
16. UCLA
17. New Haven
18. Davis & Elkins
19. Rhode Island
- T20. Loyola (Md.)
- T20. Cal St. Chico

1978

1. San Francisco
2. Indiana
3. Clemson
4. Philadelphia U.
5. Quincy
6. Southern Ill.
7. Alabama A&M
8. Seattle Pacific
9. Connecticut
10. St. Francis (N.Y.)
11. St. Louis
12. Temple
13. Loyola (Md.)
14. Cleveland St.
15. Appalachian St.
16. Columbia
17. Davis & Elkins
18. Brown
19. Simon Fraser
- T20. Evansville
- T20. Southern Conn. St.

1979

1. SIU-Edwardsville
2. Alabama A&M
3. Clemson

4. Penn St.
5. Columbia
6. Indiana
7. San Francisco
8. Southern Methodist
9. Rhode Island
10. Cleveland St.
11. Howard
12. Hartwick
13. Connecticut
14. American
15. Princeton
16. Wis.-Milwaukee
17. Simon Fraser
18. Santa Clara
19. Seattle Pacific
20. Philadelphia U.

1980

1. San Francisco
2. Indiana
3. Alabama A&M
4. Hartwick
5. Connecticut
6. St. Louis
7. Penn St.
8. William & Mary
9. UCLA
10. Philadelphia U.
11. Duke
12. Southern Methodist
13. Columbia
14. Howard
15. Cleveland St.
16. Appalachian St.

17. SIU-Edwardsville
18. Boston U.
19. Wis.-Milwaukee
20. Cornell

1981

1. Connecticut
2. Alabama A&M
3. Eastern Ill.
4. Philadelphia U.
5. Indiana
6. Long Island
7. San Francisco
8. Clemson
9. West Virginia
10. St. Louis
11. Penn St.
12. Columbia
13. SIU-Edwardsville
14. Duke
15. San Jose St.
16. Akron
17. Washington
18. North Carolina St.
19. Virginia
20. Cornell

1982

1. Duke
2. Long Island
3. San Francisco
4. Philadelphia U.
5. Indiana
6. Virginia
7. Clemson
8. SIU-Edwardsville
9. Connecticut
10. George Mason
11. San Diego St.
12. Penn St.
13. Syracuse
14. Evansville
15. Boston College
16. UC Santa Barb.
17. North Carolina St.
18. North Texas
19. Columbia
20. Washington

1983

1. Indiana
2. Columbia
3. Virginia
4. Connecticut
5. St. Louis
6. Fairleigh Dickinson
7. Alabama A&M
8. San Francisco
9. Duke
10. Eastern Ill.
11. Clemson
12. Rutgers
13. UCLA
14. Hartwick
15. Akron
16. UNLV
17. California
18. North Carolina St.
19. Philadelphia U.
20. North Carolina

1984

1. Alabama A&M
2. Indiana
3. Fairleigh Dickinson
4. Virginia
5. UCLA
6. Columbia
7. Akron
8. Southern Methodist
9. Clemson
10. Hartwick
11. UNLV
12. Connecticut
13. George Mason

14. Penn St.
15. North Carolina St.
16. St. Louis
17. Providence
18. Fresno St.
19. Evansville
20. South Carolina

1985

1. Evansville
2. UCLA
3. Hartwick
4. Clemson
5. American
6. South Carolina
7. Virginia
8. UNLV
9. Connecticut
10. Southern Methodist
11. Temple
12. Duke
13. Columbia
14. Fresno St.
15. George Mason
16. Long Island
17. Air Force
18. Penn St.
19. North Carolina St.
20. California

1986

1. Virginia
2. UCLA
3. Long Island
4. Southern Methodist
5. Boston U.
6. Evansville
7. Seton Hall
8. North Carolina St.
9. San Francisco
10. Duke
11. Maryland
12. Akron
13. South Carolina
14. Loyola (Md.)
15. St. Louis
16. Fresno St.
17. Harvard
18. Hartwick
19. Clemson
20. Penn St.

1987

1. Indiana
2. South Carolina
3. Virginia
4. Harvard
5. Southern Methodist
6. Rutgers
7. Duke
8. North Carolina
9. UCLA
10. Seton Hall
11. Adelphi
12. UNLV
13. George Mason
14. Evansville
15. San Francisco
16. Connecticut
17. St. Louis
18. North Carolina St.
19. Loyola (Md.)
20. San Diego St.

1988

1. Virginia
2. Portland
3. Seton Hall
4. St. Louis
5. South Carolina
6. Evansville
7. Howard
8. San Diego St.
9. Indiana
10. Adelphi
11. Southern Methodist

12. Connecticut
13. North Carolina St.
14. UCLA
15. Notre Dame
16. Philadelphia U.
17. Long Island
18. North Carolina
19. Boston U.
20. Duke

1989

1. Santa Clara
2. Virginia
3. Indiana
4. Wake Forest
5. Rutgers
6. Fresno St.
7. Evansville
8. South Carolina
9. Southern Methodist
10. UCLA
11. Vermont
12. Howard
13. Hartwick
14. Fairleigh Dickinson
15. Portland
16. St. Louis
17. Duke
18. San Diego St.
- T19. Old Dominion
- T19. Yale

1990

1. Evansville
2. UCLA
3. Rutgers
4. North Carolina St.
5. Clemson
6. St. Louis
7. Santa Clara
8. Dartmouth
9. Indiana
10. Virginia
11. Fresno St.
12. South Carolina
13. Columbia
14. Illinois St.
15. George Mason
16. Boston U.
17. Southern Methodist
18. San Diego
19. Adelphi
- T20. Wake Forest
- T20. Wis.-Milwaukee

1991

1. Virginia
2. St. Louis
3. UCLA
4. Rutgers
5. Indiana
6. Santa Clara
7. Wake Forest
8. North Carolina St.
9. Old Dominion
10. Wisconsin
11. Boston U.
12. Fresno St.
13. Southern Methodist
14. Adelphi
- T15. San Francisco
- T15. Yale
17. Furman
18. Seton Hall
19. Evansville
20. North Carolina
21. Tulsa
22. Columbia
23. James Madison
24. Charlotte
25. Stanford

1992

1. Virginia
2. Creighton

3. North Carolina St.
4. Washington
5. UCLA
6. St. Louis
7. Charlotte
8. St. John's (N.Y.)
9. Bowling Green
10. James Madison
11. Duke
12. William & Mary
13. San Diego
14. Southern Methodist
15. Hartford
16. Penn St.
17. Indiana
18. Portland
19. Davidson
20. Boston U.
21. Adelphi
22. Wisconsin
23. Coastal Caro.
24. Fresno St.
- T25. George Mason
- T25. Air Force
- T25. New Mexico

1993

1. Creighton
2. UCLA
3. Virginia
4. St. John's (N.Y.)
5. Clemson
6. Indiana
7. Rutgers
8. James Madison
9. Santa Clara
10. Duke
11. Penn St.
12. St. Louis
13. Wisconsin
14. Hartwick
- T15. Boston U.
- T15. Fresno St.
17. North Carolina
18. Loyola (Md.)
19. San Francisco
20. Notre Dame
21. Furman
22. Air Force
23. South Carolina
24. Boston College
25. Princeton

1994

1. Boston U.
2. Indiana
3. Fresno St.
4. Charlotte
5. Virginia
6. South Carolina
7. UCLA
8. Southern Methodist
9. Georgetown
10. Lafayette
11. William & Mary
12. St. John's (N.Y.)
13. St. Louis
14. Florida Int'l
15. Wisconsin
16. Penn St.
17. New Hampshire
18. James Madison
19. Cal St. Fullerton
20. North Carolina St.
21. Brown
22. Creighton
23. Marquette
24. Hartwick
25. Maryland

1995

1. Virginia
2. UCLA
3. South Carolina
4. Southern Methodist

5. Wisconsin
6. Clemson
7. Santa Clara
8. Rhode Island
9. Cornell
10. Creighton
11. Penn St.
12. Indiana
13. Portland
14. William & Mary
15. Brown
16. St. Louis
17. Duke
18. St. John's (N.Y.)
19. Bowling Green
20. Towson
21. San Diego
22. Pittsburgh
- T23. Butler
- T23. Maryland
- T25. Fresno St.
- T25. James Madison

1996

1. St. John's (N.Y.)
2. Florida Int'l
3. Creighton
4. William & Mary
5. Charlotte
6. Indiana
7. Fresno St.
8. Washington
9. Maryland
10. Hartford
11. George Mason
12. Harvard
13. Virginia
14. Cal St. Fullerton
15. UCLA
16. UNC Greensboro
17. Bowling Green
18. Southern Methodist
19. Rutgers
20. Notre Dame
21. James Madison
22. South Fla.
23. Boston U.
24. Cornell
25. Evansville

1997

1. UCLA
2. Virginia
3. Indiana
4. St. Louis
5. American
6. Southern Methodist
7. Washington
8. South Carolina
9. St. John's (N.Y.)
10. Creighton
11. Maryland
12. Clemson
13. South Fla.
14. Duke
15. Bowling Green
16. Dartmouth
17. Florida Int'l
18. William & Mary
19. Rutgers
20. Georgetown
21. Stanford
22. Boston U.
23. Southwest Mo. St.
24. Va. Commonwealth
25. Charlotte

1998

1. Indiana
2. Stanford
3. Maryland
4. Clemson
5. Santa Clara
6. Virginia
7. Creighton

8. St. John's (N.Y.)
9. UCLA
10. South Carolina
11. Washington
12. Duke
13. UNC Greensboro
14. Butler
15. Southern Methodist
16. Connecticut
17. Akron
18. St. Louis
19. Cal St. Fullerton
20. Penn St.
21. William & Mary
22. Brown
23. Jacksonville
24. San Diego
25. Georgetown

1999

1. Indiana
2. Santa Clara
3. UCLA
4. Connecticut
5. Furman
6. Penn St.
7. Duke
8. UAB
9. St. Louis
10. Virginia
11. Wake Forest
12. Washington
13. Southwest Mo. St.
14. Southern Methodist
15. St. John's (N.Y.)
16. Maryland
17. Brown
18. Yale
19. San Diego
20. Rutgers
21. Creighton
22. UMB
23. Stanford
24. North Carolina
- T25. Rhode Island
- T25. Va. Commonwealth

2000

1. Connecticut
2. Creighton
3. Southern Methodist
4. Indiana
5. North Carolina
6. Stanford
7. Virginia
8. Clemson
9. Brown
10. San Diego
11. St. John's (N.Y.)
12. Washington
13. Duke
14. San Jose St.
15. St. Louis
16. Rhode Island
17. South Carolina
18. Ohio St.
19. UAB
20. James Madison
21. Ill.-Chicago
22. Furman
23. Kentucky
24. UCLA
25. William & Mary

2001

1. North Carolina
2. Indiana
3. Stanford
4. St. John's (N.Y.)
5. Southern Methodist
6. St. Louis
7. Clemson
8. Penn St.
9. Rutgers
10. Loyola (Md.)

11. Fairleigh Dickinson	18. Connecticut	T25. Towson	4. Creighton	12. Southern Methodist	T19. Portland
12. UAB	19. Washington	T25. Maryland	5. Connecticut	13. Furman	21. UC Santa Barb.
13. Virginia	20. South Carolina		6. Boston College	14. California	22. Loyola Marymount
14. American	21. Wake Forest	2002	7. Clemson	15. St. Louis	T23. North Carolina
15. UCLA	22. San Diego	1. UCLA	8. Wake Forest	16. William & Mary	T23. Pennsylvania
16. Portland	23. Kentucky	2. Stanford	9. St. John's (N.Y.)	T17. Wis.-Milwaukee	25. Coastal Carolina
17. Seton Hall	24. Massachusetts	3. Maryland	10. Penn St.	T17. Va. Commonwealth	
			11. Indiana	T19. Virginia	

Final Soccer America Polls

1980

1. Indiana
2. San Francisco
3. Alabama A&M
4. Connecticut
5. Hartwick
6. Lock Haven
7. Penn St.
8. Southern Methodist
9. North Texas
10. Philadelphia U.
11. St. Louis
12. Babson
13. Columbia
14. Appalachian St.
15. UCLA
16. Ala.-Huntsville
17. Rhode Island
18. Wis.-Milwaukee
19. Mo.-St. Louis
20. Quincy

1981

1. Eastern Ill.
2. Philadelphia U.
3. Connecticut
4. Indiana
5. Clemson
6. Alabama A&M
7. Long Island
8. Duke
9. San Diego St.
10. Columbia
11. Quincy
12. San Francisco
13. North Carolina St.
14. St. Louis
15. SIU-Edwardsville
16. Penn St.
17. Tampa
18. Rowan
19. San Jose St.
20. UCLA

1982

1. Duke
2. Long Island
3. Clemson
4. San Francisco
5. Virginia
6. Indiana
7. George Mason
8. Philadelphia U.
9. Washington
10. SIU-Edwardsville
11. Connecticut
12. Tampa
13. UC Santa Barb.
14. Penn St.
15. North Texas
16. Evansville
17. Syracuse
18. Eastern Ill.
19. San Diego St.
20. Columbia

1983

1. Columbia
2. Indiana
3. Virginia
4. Connecticut
5. Alabama A&M

6. Fairleigh Dickinson
7. St. Louis
8. San Francisco
9. Duke
10. Rutgers
11. Eastern Ill.
12. UNLV
13. Hartwick
14. Providence
15. Akron
16. UCLA
17. California
18. Clemson
19. North Carolina
20. Philadelphia U.

1984

1. Alabama A&M
2. Indiana
3. Virginia
4. UNLV
5. Fairleigh Dickinson
6. UCLA
7. Penn St.
8. Columbia
9. Clemson
10. Connecticut
11. Fresno St.
12. North Carolina St.
13. Akron
14. California
15. Providence
16. Syracuse
17. St. Louis
18. American
19. Hartwick
20. Southern Methodist

1985

1. Evansville
2. UCLA
3. Clemson
4. UNLV
5. South Carolina
6. Fresno St.
7. Duke
8. American
9. Hartwick
10. Virginia
11. Long Island
12. Connecticut
13. Southern Methodist
14. George Mason
15. North Carolina St.
16. California
17. Temple
18. Air Force
19. Columbia
20. Penn St.

1986

1. UCLA
2. Virginia
3. Evansville
4. Southern Methodist
5. Boston U.
6. North Carolina St.
7. Long Island
8. Duke
9. South Carolina
10. Akron
11. San Francisco

12. Seton Hall
13. Loyola (Md.)
14. San Diego St.
15. Maryland
16. St. Louis
17. Fresno St.
18. Clemson
19. SIU-Edwardsville
20. Harvard

1987

1. Indiana
2. South Carolina
3. Virginia
4. Harvard
5. Southern Methodist
6. North Carolina
7. Seton Hall
8. Duke
9. Rutgers
10. Adelphi
11. UCLA
12. Loyola (Md.)
13. George Mason
14. North Carolina St.
15. UNLV
16. Clemson
17. San Francisco
18. San Diego St.
19. Fresno St.
20. Connecticut

1988

1. Virginia
2. Portland
3. San Diego St.
4. Seton Hall
5. South Carolina
6. Howard
7. Evansville
8. St. Louis
9. Notre Dame
10. Indiana
11. Southern Methodist
12. Santa Clara
13. North Carolina St.
14. North Carolina
15. UCLA
16. Wake Forest
17. Duke
18. Akron
19. Philadelphia U.
20. Connecticut

1989

1. Santa Clara
2. Virginia
3. Indiana
4. South Carolina
5. Wake Forest
6. UCLA
7. Rutgers
8. Portland
9. Fresno St.
10. Evansville
11. Fairleigh Dickinson
12. Duke
13. Philadelphia U.
14. San Diego St.
15. Southern Methodist
16. Vermont

17. St. Louis
18. Howard
19. Old Dominion
20. Washington

1990

1. Evansville
2. North Carolina St.
3. Rutgers
4. Clemson
5. UCLA
6. Santa Clara
7. Indiana
8. Virginia
9. South Carolina
10. Southern Methodist
11. Fresno St.
12. St. Louis
13. North Carolina
14. Duke
15. Wake Forest
16. Dartmouth
17. Wis.-Milwaukee
18. Boston U.
19. San Diego
20. Portland

1991

1. Virginia
2. Santa Clara
3. St. Louis
4. Rutgers
5. San Francisco
6. Indiana
7. North Carolina St.
8. Wake Forest
9. Southern Methodist
10. Old Dominion
11. UCLA
12. Wisconsin
13. Furman
14. North Carolina
15. Fresno St.
16. Evansville
17. Florida Int'l
18. Clemson
19. Seton Hall
20. Charlotte

1992

1. Virginia
2. North Carolina St.
3. Duke
4. St. Louis
5. Creighton
6. Southern Methodist
7. Portland
8. Washington
9. UCLA
10. James Madison
11. William & Mary
12. Bowling Green
13. Charlotte
14. St. John's (N.Y.)
15. Davidson
16. San Diego

17. South Carolina
18. George Mason
19. Clemson
20. Furman

1993

1. Creighton
2. UCLA
3. Virginia
4. Indiana
5. Duke
6. James Madison
7. Clemson
8. St. John's (N.Y.)
9. San Francisco
10. Penn St.
11. St. Louis
12. Santa Clara
13. South Carolina
14. North Carolina
15. Rutgers
16. Loyola (Md.)
17. Princeton
18. Hartwick
19. Wisconsin
20. Boston U.

1994

1. Indiana
2. Boston U.
3. South Carolina
4. Virginia
5. Fresno St.
6. Duke
7. UCLA
8. Charlotte
9. North Carolina St.
10. James Madison
11. North Carolina
12. Southern Methodist
13. Cal St. Fullerton
14. Georgetown
15. Florida Int'l
16. St. John's (N.Y.)
17. William & Mary
18. UAB
19. San Jose St.
20. Penn St.

1995

1. Virginia
2. UCLA
3. Southern Methodist
4. South Carolina
5. Clemson
6. Creighton
7. Wisconsin
8. Indiana
9. Santa Clara
10. Rhode Island
11. Duke
12. Penn St.
13. Cornell
14. Portland
15. Maryland
16. St. Louis

17. William & Mary
18. Brown
19. Col. of Charleston
20. Bowling Green

1996

1. UCLA
2. Washington
3. Virginia
4. Indiana
5. William & Mary
6. Southern Methodist
7. UNC Greensboro
8. St. John's (N.Y.)
9. Florida Int'l
10. Bowling Green
11. South Fla.
12. Maryland
13. Fresno St.
14. Harvard
15. George Mason
16. Furman
17. Notre Dame
18. Air Force
19. Evansville
20. Connecticut

1997

1. Indiana
2. UCLA
3. Southern Methodist
4. Washington
5. South Carolina
6. Virginia
7. Creighton
8. American
9. Maryland
10. St. John's (N.Y.)
11. Duke
12. St. Louis
13. Rutgers
14. Va. Commonwealth
15. Stanford
16. Clemson
17. Gonzaga
18. Southwest Mo. St.
19. Boston U.
20. Florida Int'l

1998

1. Clemson
2. Indiana
3. Duke
4. Washington
5. UCLA
6. South Carolina
7. Virginia
8. St. John's (N.Y.)
9. Stanford
10. Cal St. Fullerton
11. Creighton
12. Connecticut
13. Akron
14. Brown
15. St. Louis
16. Southern Methodist

17. UNC Greensboro
18. Maryland
19. Georgetown
20. Butler

1999

1. Duke
2. Indiana
3. Furman
4. UCLA
5. Southwest Mo. St.
6. Penn St.
7. Connecticut
8. Maryland
9. Southern Methodist
10. Washington

11. UMBC
12. Wake Forest
13. UAB
14. San Diego
15. Stanford
16. Portland
17. Brown
18. Rhode Island
19. Santa Clara
20. William & Mary

2000

1. North Carolina
2. San Jose St.
3. San Diego
4. Stanford

5. Connecticut
6. Virginia
7. Creighton
8. Clemson
9. Duke
10. Washington
11. Southern Methodist
12. Furman
13. Cal St. Fullerton
14. UCLA
15. St. Louis
16. St. John's (N.Y.)
17. Rhode Island
18. Indiana
19. South Carolina
20. Ohio St.

2001

1. Southern Methodist
2. St. Louis
3. Stanford
4. Clemson
5. Virginia
6. St. John's (N.Y.)
7. Indiana
8. Connecticut
9. North Carolina
10. Wake Forest
11. Penn St.
12. South Carolina
13. Rutgers
14. Loyola (Md.)

15. Princeton
16. Washington
17. Furman
18. Notre Dame
19. Portland
20. UCLA

2002

1. Maryland
2. Wake Forest
3. St. John's (N.Y.)
4. Indiana
5. Boston College
6. UCLA
7. Southern Methodist
8. Furman

9. Connecticut
10. Stanford
11. Virginia
12. California
13. Wis.-Milwaukee
14. Clemson
15. Creighton
16. Portland
17. St. Louis
18. Loyola Marymount
19. North Carolina
20. Notre Dame
21. San Diego
22. Va. Commonwealth
23. UC Santa Barb.
24. Penn St.
25. Pennsylvania

Division II Men's Records

Individual Records	20
Team Records	26
Polls	30



Individual Records

Official NCAA Division II men's soccer records began with the 1959 season and are based on information submitted to the NCAA statistics service by institutions participating in the statistics rankings. Career records of players include only those years in which they competed in Division II. Annual champions started in the 1998 season, which was the first year the NCAA compiled weekly leaders. In statistical rankings, the rounding of percentages and/or averages may indicate ties where none exist. In these cases, the numerical order of the rankings is accurate.

Scoring

POINTS Game

15—Uchechukwu Chinyere, Dist. Columbia vs. Lincoln (Pa.), Oct. 31, 2001; Sahar Rostami, New Haven vs. St. Thomas Aquinas, Sept. 18, 2000; Danny Ritter, Charleston (W.Va.) vs. Ohio Valley, Aug. 31, 1999; Johan Jerlou, Gannon vs. Hilbert, Oct. 21, 1992

Season

112—Richard Sharpe, Florida Tech, 1992 (21 games)

Career

321—Richard Sharpe, Florida Tech, 1990-93 (72 games)

POINTS PER GAME

Season

5.33—Richard Sharpe, Florida Tech, 1992 (112 in 21 games)

Career (Min. 100 points)

4.46—Richard Sharpe, Florida Tech, 1990-93 (321 in 72 games)

GOALS

Game

7—Danny Ritter, Charleston (W.Va.) vs. Ohio Valley, Aug. 31, 1999; Johan Jerlou, Gannon vs. Hilbert, Oct. 21, 1992

Season

49—Richard Sharpe, Florida Tech, 1992 (21 games)

Career

137—Richard Sharpe, Florida Tech, 1990-93 (72 games)

GOALS PER GAME

Season

2.33—Richard Sharpe, Florida Tech, 1992 (49 in 21 games)

Career (Min. 40 goals)

1.90—Richard Sharpe, Florida Tech, 1990-93 (137 in 72 games)

ASSISTS

Game

6—Vinicious Parga, Concordia (N.Y.) vs. St. Thomas Aquinas, Oct. 21, 2000; Martin Cocker, Montevallo vs. Spring Hill, Sept. 21, 1997; Mark Kremen, Longwood vs. Newport News, Sept. 4, 1986

Season

46—Chris Payne, Florida Tech, 1990 (23 games)

Career

87—Chris Payne, Florida Tech, 1987-90 (80 games)

ASSISTS PER GAME

Season

2.00—Chris Payne, Florida Tech, 1990 (46 in 23 games)

Career (Min. 25 assists)

1.16—Gray Haizel, Oakland, 1984-86 (42 in 36 games)

Goalkeeping

SAVES

Game

34—Mike Bruno, Franklin Pierce vs. King's (Pa.), 1990

Season

234—Jon Jenkins, Salem Int'l, 2000 (19 games)

Career

635—Jon Zaffino, St. Michael's, 1990-93 (68 games)

SAVES PER GAME

Season

13.25—David Mara, St. Anselm, 1981 (212 in 16 games)

Career

11.88—Jeff Bettencourt, Cal Poly Pomona, 1990-93 (511 in 43 games)

GOALS AGAINST AVERAGE

Season (Min. half of the team's total minutes)

0.20—Joe Masso, Queens (N.C.), 1991 (2 GA in 885 min.)

Career (Min. 2,500 minutes)

0.32—Chris Sagar, Wis.-Parkside, 1993-94 (9 GA in 2,505 min.)

SOLO SHUTOUTS

Season

16—Thom Peer, Wis.-Parkside, 2000 (22 games); Peter Quinn, Bridgeport, 1986 (21 games)

SOLO SHUTOUT PERCENTAGE

Season

0.76—Peter Quinn, Bridgeport, 1986 (16 in 21 games)

GOALKEEPER MINUTES PLAYED

Career

7,580—Bo Oshoniyi, Southern Conn. St., 1990-93

40 GOALS AND 40 ASSISTS

Career

12 players, most recent: Vadim Tolstolitsky, Seattle Pacific, 1997-00; Henrik Ronnevig, S.C.-Spartanburg, 1997-00

Miscellaneous

FASTEST GOAL FROM START OF GAME

:05—Bo Jurney, Catawba vs. Newberry, Oct. 1, 1998

FASTEST CONSECUTIVE GOALS BY SAME TEAM

:05—Florida Int'l (Ian Martin and Joash Dukes) vs. St. Thomas (Fla.), Nov. 7, 1979

FASTEST CONSECUTIVE GOALS BY OPPOSING TEAMS

:14—James Nordberg, Cal St. San B'dino, then Luka Muslin, Grand Canyon, Oct. 11, 2001

CONSECUTIVE GAMES WITH AT LEAST ONE GOAL

24—Rune Thuestad, West Va. Wesleyan, Sept. 30, 1998 to Oct. 9, 1999

CONSECUTIVE SHUTOUT MINUTES

962:00—Peter Quinn, Bridgeport, Sept 13, 1986 to Oct. 18, 1986


Game

POINTS

No.	Player, Team vs. Opponent	Date
15	Uchechukwu Chinyere, Dist. Columbia vs. Lincoln (Pa.)	Oct. 31, 2001
15	Sahar Rostami, New Haven vs. St. Thomas Aquinas	Sept. 18, 2000
15	Danny Ritter, Charleston (W.Va.) vs. Ohio Valley	Aug. 31, 1999
15	Johan Jerlou, Gannon vs. Hilbert	Oct. 21, 1992
14	Vinicious Parga, Concordia (N.Y.) vs. St. Thomas Aquinas	Oct. 21, 2000
13	Ryan Billiet, Southern Colo. vs. McPherson	Oct. 10, 1998
13	Jon Akin, St. Leo vs. Palm Beach Atlantic	Oct. 19, 1996
13	Sam Koleduk, St. Leo vs. Webber	Sept. 8, 1993
13	Bojan Vuckovic, Franklin Pierce vs. New York Tech	Oct. 10, 1992
13	Richard Sharpe, Florida Tech vs. Palm Beach Atlantic	1992
13	Morris Lupenec, Oakland vs. Toledo	Oct. 31, 1981
13	George Moyssidis, Florida Int'l vs. St. Thomas (Fla.)	Oct. 15, 1979
12	Simon West, Ashland vs. Ohio Valley	Nov. 6, 1999
12	Jeff Koegel, Le Moyne vs. St. Thomas Aquinas	Nov. 1, 1999
12	Rodrigo Faria, Concordia (N.Y.) vs. St. Thomas Aquinas	Oct. 23, 1999
12	David Hayes, Wingate vs. St. Andrews	Sept. 21, 1998
12	Jason Dunn, Seattle Pacific vs. Tampa	Oct. 9, 1993
12	Jason Haupt, UNC Greensboro vs. Barry	1989
12	Mike Boudreau, Merrimack vs. Suffolk	Dec. 20, 1984
12	Alan Grossman, Fla. Southern vs. Flagler	Sept. 18, 1973

GOALS

No.	Player, Team vs. Opponent	Date
7	Danny Ritter, Charleston (W.Va.) vs. Ohio Valley	Aug. 31, 1999
7	Johan Jerlou, Gannon vs. Hilbert	Oct. 21, 1992



Southern New Hampshire Sports Information

Tobias Svantesson, Southern New Hampshire goalkeeper, is second on the all-time solo shutouts list and third on the solo shutout percentage list. Svantesson recorded 15 shutouts in 22 games in 2000.

No.	Player, Team vs. Opponent	Date
6	Uchechukwu Chinyere, Dist. Columbia vs. Lincoln (Pa.)	Oct. 31, 2001
6	Sahar Rostami, New Haven vs. St. Thomas Aquinas	Sept. 18, 2000
6	Jeff Koegel, Le Moyne vs. St. Thomas Aquinas	Nov. 1, 1999
6	David Hayes, Wingate vs. St. Andrews	Sept. 21, 1998
6	Jon Akin, St. Leo vs. Palm Beach Atlantic	Oct. 19, 1996
6	Jason Dunn, Seattle Pacific vs. Tampa	Oct. 9, 1993
6	Sam Koleduk, St. Leo vs. Webber	Sept. 8, 1993
6	Richard Sharpe, Florida Tech vs. Palm Beach Atlantic	1992
6	Jason Haupt, UNC Greensboro vs. Barry	1989
6	Mike Boudreau, Merrimack vs. Suffolk	Dec. 20, 1984
6	Morris Lupenec, Oakland vs. Toledo	Oct. 31, 1981
6	George Moysidis, Florida Int'l vs. Valdosta St.	Oct. 20, 1979
6	George Moysidis, Florida Int'l vs. St. Thomas (Fla.)	Oct. 15, 1979
6	Alan Grossman, Fla. Southern vs. Flagler	Sept. 18, 1973

ASSISTS

No.	Player, Team vs. Opponent	Date
6	Vinicious Parga, Concordia (N.Y.) vs. St. Thomas Aquinas	Oct. 21, 2000
6	Martin Cocker, Montevallo vs. Spring Hill	Sept. 21, 1997
6	Mark Kremen, Longwood vs. Newport News App.	Sept. 4, 1986
5	Ward Trowman, Ashland vs. Ohio Valley	Nov. 6, 1999
5	Dustin Lockney, Charleston (W.Va.) vs. Ohio Valley	Aug. 31, 1999
5	Assaf Dagai, Southern Conn. St. vs. Sacred Heart	Oct. 14, 1998
5	Jorge Mena, Metro St. vs. McPherson	Oct. 9, 1998
5	Morgan Kershner, Catawba vs. Newberry	Sept. 16, 1995
5	Patrick White, Wis.-Parkside vs. St. Joseph's (Ind.)	Sept. 12, 1993
5	Derek Williford, Oakland vs. Spring Arbor	Sept. 1, 1990
5	Mike Bauder, Fla. Southern vs. Warner Southern	Oct. 31, 1989
5	Danny Machado, Seattle Pacific vs. Seattle	Oct. 28, 1987
5	George Moysidis, Florida Int'l vs. Florida Tech/Jensen Beach	Sept. 9, 1980

SAVES

No.	Player, Team vs. Opponent	Date
34	Mike Bruno, Franklin Pierce vs. King's (Pa.)	1990
33	Joe Hamric, Newberry vs. Presbyterian	Oct. 9, 1996
33	Tom Bennett, Merrimack vs. Boston College	Sept. 5, 1986
33	Tim Calkins, Merrimack vs. Assumption	Oct. 31, 1975
31	Crispin St. Louis, Erskine vs. Davidson	Sept. 4, 1990
29	Jon Zaffino, St. Michael's vs. Southern N.H.	Oct. 6, 1990
28	Matt Jones, St. Rose vs. N.J. Inst. of Tech.	Sept. 15, 1999
28	Sean McGowan, Merrimack vs. Worcester St.	Oct. 23, 1980
27	Chuck Diegel, East Stroudsburg vs. Penn St.	1979
25	Chris Walker, St. Andrews vs. Longwood	Sept. 12, 1998
25	Crispin St. Louis, Erskine vs. South Carolina	1993
25	Crispin St. Louis, Erskine vs. Francis Marion	1993
25	Tim Moore, Fla. Southern vs. Rollins	Nov. 5, 1986
24	Bobby Kramig, Fla. Southern vs. Florida Tech	Sept. 25, 1980
23	Chris Walker, St. Andrews vs. Coker	Oct. 24, 1999
23	Bobby Kramig, Fla. Southern vs. Florida Int'l	Sept. 20, 1981

Season

POINTS PER GAME

Player, Team	Year	Games	Points	Avg.
Richard Sharpe, Florida Tech	1992	21	112	5.33
Richard Sharpe, Florida Tech	1993	19	90	4.74
Richard Sharpe, Florida Tech	1991	22	97	4.41
Chris Payne, Florida Tech	1990	23	100	4.35
Sam Koleduk, St. Leo	1993	18	77	4.28
Daniel Dos Santos, Sacred Heart	1990	18	77	4.28
Ray Jones, Longwood	1987	16	68	4.25
David Hayes, Wingate	1997	21	89	4.24
George Moysidis, Florida Int'l	1980	17	70	4.12
Joel Bailey, Wheeling Jesuit	2000	21	86	4.10
Jon Akin, St. Leo	1996	18	72	4.00
Per Ole Tenden, Charleston (W.Va.)	1999	22	87	3.95
Stilian Shishkov, Lander	1994	20	79	3.95
Uchechukwu Chinyere, Dist. Columbia	2001	18	70	3.89
Michael Corday, Southern Ind.	1986	17	66	3.88
Jim Mailey, Bloomsburg	1979	14	53	3.79
Barry Gibney, Christian Bros.	2001	16	60	3.75
Anthony Maher, Mercyhurst	2001	17	63	3.71
Seamus Donnelly, Franklin Pierce	1996	17	63	3.71
Eddie Enders, Florida Tech	1992	21	76	3.62

POINTS

Player, Team	Year	Games	Goals	Assists	Points
Richard Sharpe, Florida Tech	1992	21	49	14	112
Chris Payne, Florida Tech	1990	23	27	46	100
Richard Sharpe, Florida Tech	1991	22	42	13	97
Richard Sharpe, Florida Tech	1993	19	39	12	90
David Hayes, Wingate	1997	21	37	15	89

Player, Team	Year	Games	Goals	Assists	Points
Per Ole Tenden, Charleston (W.Va.)	1999	22	34	19	87
Joel Bailey, Wheeling Jesuit	2000	21	36	14	86
Stilian Shishkov, Lander	1994	20	32	15	79
Sam Koleduk, St. Leo	1993	18	34	9	77
Eddie Enders, Florida Tech	1992	21	27	22	76
Jason Dunn, Seattle Pacific	1993	21	28	19	75
Jon Akin, St. Leo	1996	18	28	16	72
Rune Thuestad, West Va. Wesleyan	1999	19	29	7	65
Bojan Vuckovic, Franklin Pierce	1992	23	29	13	71
Uchechukwu Chinyere, Dist. Columbia	2001	18	28	14	70
Joel Atkinson, West Va. Wesleyan	2000	20	29	12	70
George Moysidis, Florida Int'l	1980	17	27	26	70
Stilian Shishkov, Lander	1993	21	32	5	69
Paul Hopkins, Tusculum	2002	21	28	13	69
Ray Jones, Longwood	1987	16	29	10	68
Peter Hatrup, Seattle Pacific	1985	23	26	16	68

GOALS PER GAME

Player, Team	Year	Games	Goals	Avg.
Richard Sharpe, Florida Tech	1992	21	49	2.33
Richard Sharpe, Florida Tech	1993	19	39	2.05
Richard Sharpe, Florida Tech	1991	22	42	1.91
Sam Koleduk, St. Leo	1993	18	34	1.89
Ray Jones, Longwood	1987	16	29	1.81
David Hayes, Wingate	1997	21	37	1.76
Joel Bailey, Wheeling Jesuit	2000	21	36	1.71
Matt Okoh, Denver	1992	17	28	1.65
Henrik Nebrelius, Tampa	1997	19	31	1.63
Stilian Shishkov, Lander	1994	20	32	1.60
Seamus Donnelly, Franklin Pierce	1996	17	27	1.59
George Moysidis, Florida Int'l	1980	17	27	1.59
Bert Williams, New Haven	2000	19	30	1.58
Alan Grossman, Fla. Southern	1973	14	22	1.57
Uchechukwu Chinyere, Dist. Columbia	2001	18	28	1.56
Jon Akin, St. Leo	1996	18	28	1.56
Per Ole Tenden, Charleston (W.Va.)	1999	22	34	1.55
Peter Nilsson, Southampton	2001	17	26	1.53
Rune Thuestad, West Va. Wesleyan	1999	19	29	1.53
Stilian Shishkov, Lander	1993	21	32	1.52

GOALS

Player, Team	Year	Games	Goals
Richard Sharpe, Florida Tech	1992	21	49
Richard Sharpe, Florida Tech	1991	22	42
Richard Sharpe, Florida Tech	1993	19	39
David Hayes, Wingate	1997	21	37
Joel Bailey, Wheeling Jesuit	2000	21	36
Per Ole Tenden, Charleston (W.Va.)	1999	22	34
Sam Koleduk, St. Leo	1993	18	34
Stilian Shishkov, Lander	1994	20	32
Stilian Shishkov, Lander	1993	21	32
Henrik Nebrelius, Tampa	1997	19	31
Bert Williams, New Haven	2000	19	30
Jon Atkinson, West Va. Wesleyan	2000	20	29
Rune Thuestad, West Va. Wesleyan	1999	19	29
Khari Sharieff, S.C. Spartanburg	1997	24	29
Stilian Shishkov, Lander	1995	20	29
Bojan Vuckovic, Franklin Pierce	1992	23	29
Jason Haupt, UNC Greensboro	1989	22	29
Martin Vasquez, Cal St. Los Angeles	1981	22	29
Ray Jones, Longwood	1987	16	29
Paul Hopkins, Tusculum	2002	21	28
Uchechukwu Chinyere, Dist. Columbia	2001	18	28
Jon Akin, St. Leo	1996	18	28
Jason Dunn, Seattle Pacific	1993	21	28
Matt Okoh, Denver	1992	17	28

ASSISTS PER GAME

Player, Team	Year	Games	Assists	Avg.
Chris Payne, Florida Tech	1990	23	46	2.00
Peter Sesay, North Fla.	1996	17	23	1.35
Mihaud Pierre, N.J. Inst. of Tech.	1997	18	23	1.28
Patrick White, Wis.-Parkside	1993	18	23	1.28
Chris Dunn, North Fla.	1994	17	21	1.24
Andy McMahon, Stonehill	1991	17	21	1.24
Todd Braun, Indianapolis	1993	14	17	1.21
Ward Trowman, Ashland	2000	16	18	1.13
Rob Strickland, Lander	2000	14	15	1.07
Luis-Carlos Jimenez, Bentley	1997	15	16	1.07
Vinicious Parga, Concordia (N.Y.)	2000	16	17	1.06
Michael Hasiuk, Davis & Elkins	1992	17	18	1.06
Adam Denton, Wingate	1997	21	22	1.05
Itai Mor, Southern Conn. St.	1996	21	22	1.05
Eddie Enders, Florida Tech	1992	21	22	1.05

Player, Team	Year	Games	Assists	Avg.
Igor Beyder, Cal St. Los Angeles	1982	21	22	1.05
Tomas Boltnar, Calif. (Pa.)	2001	21	21	1.00
Assaf Dagai, Southern Conn. St.	1998	20	20	1.00
Jeremy Jordan, Mars Hill	1996	20	20	1.00
Gery Lucey, C.W. Post	1993	20	20	1.00

ASSISTS

Player, Team	Year	Games	Assists
Chris Payne, Florida Tech	1990	23	46
Milhaud Pierre, N.J. Inst. of Tech.	1997	18	23
Peter Sesay, North Fla.	1996	17	23
Patrick White, Wis.-Parkside	1993	18	23
Henrik Ronnevig, Southern Conn. St.	1998	24	22
Adam Denton, Wingate	1997	21	22
Jon Schoenherr, Cal St. Bakersfield	1997	24	22
Itai Mor, Southern Conn. St.	1996	21	22
Eddie Enders, Florida Tech	1992	21	22
Igor Beyder, Cal St. Los Angeles	1982	21	22
Rick Fleming, Merrimack	1996	23	22
Tomas Boltnar, Calif. (Pa.)	2001	21	21
Chris Dunn, North Fla.	1994	17	21
Andy McMahan, Stonehill	1991	17	21
Assaf Dagai, Southern Conn. St.	1998	20	20
Adam Haniemann, Oakland	1996	21	20
Jeremy Jordan, Mars Hill	1996	20	20
Gery Lucey, C. W. Post	1993	20	20
Gerry Wall, Florida Tech	1992	21	20
Tomas Boltnar, Calif. (Pa.)	2000	21	19
David Ormsher, Tusculum	2002	21	19
Ronnie Hunte, Wheeling Jesuit	2000	22	19
Per Ole Tenden, Charleston (W.Va.)	1999	22	19
Omar Castillo, New Haven	1997	22	19
Henrik Ronnevig, S.C.-Spartanburg	1997	24	19
Jason Dunn, Seattle Pacific	1993	21	19
Colin Prest, Florida Tech	1992	21	19
Robin Chan, Florida Tech	1990	23	19
Steve Freeman, Florida Tech	1988	21	19
Gray Haizel, Oakland	1985	19	19

SAVES PER GAME

Player, Team	Year	Games	Saves	Avg.
David Mara, St. Anselm	1981	16	212	13.25
Joe Hamric, Newberry	1995	16	208	13.00
Jon Jenkins, Salem Int'l.	2000	19	234	12.32
Jeff Bettencourt, Cal Poly Pomona	1992	17	200	11.76
Jason Enterline, Shepherd	1999	16	187	11.69
Stan Dippel, Truman	1982	13	161	12.38
Joe Hamric, Newberry	1996	18	204	11.33
Brian Wipperman, Molloy	1999	16	175	10.94
Darren Burchall, St. Leo	1985	17	185	10.88
Crispin St. Louis, Erskine	1993	18	195	10.83
Steve Dickey, Drury	1994	16	169	10.56
Tim Moore, Fla. Southern	1986	17	179	10.53
David Getman, St. Andrews	1994	17	174	10.24
John Diegel, East Stroudsburg	1979	17	172	10.12
Peter Anderson, St. Rose	1999	12	119	9.92
Dwight Dye, Erskine	1997	20	198	9.90
Asa Moran, Anderson (S.C.)	2000	14	136	9.71
Ashley Smith, Newberry	1998	20	194	9.70
Larry Sersante, Metro St.	1994	18	174	9.67
Mike Battaglia, St. Francis (Ill.)	1998	17	164	9.65

SAVES

Player, Team	Year	Games	Saves
Jon Jenkins, Salem Int'l.	2000	19	234
David Mara, St. Anselm	1981	16	212
Joe Hamric, Newberry	1995	16	208
Joe Hamric, Newberry	1996	18	204
Jeff Bettencourt, Cal Poly Pomona	1992	17	200
Dwight Dye, Erskine	1997	20	198
Crispin St. Louis, Erskine	1993	18	195
Ashley Smith, Newberry	1998	20	194
Paul Barous, St. Michael's	1988	20	191
Jason Enterline, Shepherd	1999	16	187
Darren Burchall, St. Leo	1985	17	185
B. J. Peters, Le Moyne	1992	19	183
Chris Miller, Southern Colo.	1994	20	181
Tim Moore, Fla. Southern	1986	17	179
Greg Weigel, Mars Hill	1999	21	178
David Getman, St. Andrews	1994	17	174
Larry Sersante, Metro St.	1994	18	174
David Thomas, Lenoir-Rhyne	1996	18	173
John Diegel, East Stroudsburg	1979	17	172
Kris Pahl, Fla. Southern	1985	18	170

GOALS AGAINST AVERAGE

(Must have played at least half of team's minutes)

Player, Team	Year	GA	Min.	GAA.
Joe Masso, Queens (N.C.)	1991	2	885	0.20
Mathias Luhr, Lewis	1996	4	1,482	0.24
Thom Peer, Wis.-Parkside	2000	6	2,001	0.27
Chris Sagar, Wis.-Parkside	1993	5	1,575	0.29
Andrew Barks, Lewis	2000	7	1,933.4	0.33
Rick Koczak, Southern Conn. St.	1996	7	1,926	0.33
Mike Cashman, Southern Conn. St.	1987	7	1,750	0.36
Matt Nelson, Lynn	1998	6	1,447	0.37
Rick Koczak, Southern Conn. St.	1994	8	1,920	0.38
Mervin Shade, Dowling	2001	6	1,405	0.38
Chris Sagar, Wis.-Parkside	1994	4	930	0.39
Ante Cop, Southern N.H.	1997	7	1,605	0.39
Andrew Olivieri, Southern Conn. St.	1999	8	1,782	0.40
Bo Oshoniyi, Southern Conn. St.	1993	9	2,005	0.40
Fredrik Andreasson, Hawaii Pacific	2000	5	1,110	0.41
Billy Gatti, Southern Conn. St.	1997	7	1,520	0.41
Eric Hubler, Bryant	1988	8	1,700	0.42
Darian Tuit, Mercyhurst	1997	6	1,270	0.43
Phil Elias, Charleston (W.Va.)	1999	10	2,083	0.43
Bill Glandon, Seattle Pacific	1984	7	1,450	0.43
Jon Gleason, St. Anselm	1986	7	1,370	0.46

SOLO SHUTOUTS

Player, Team	Year	Games	Shutouts
Thom Peer, Wis.-Parkside	2000	22	16
Tobias Svantesson, Southern N.H.	2000	22	15
Warren van der Westhuizen, Clayton St.	2000	22	14
Stan Anderson, Wis.-Parkside	1989	23	14
Mark Litton, Wis.-Parkside	1988	22	14
Jeff Storrs, Seattle Pacific	1987	24	14
Steve Berglund, Fort Lewis	1999	24	13
Matt Touchstone, Cal St. Bakersfield	1995	22	13
Marcus Hahnemann, Seattle Pacific	1991	20	13
Mike Cashman, Southern Conn. St.	1988	27	13
Paul Larkin, Oakland	1982	22	13
Sergio Soriano, Seattle Pacific	1978	27	13
Julien Fruittier, Lynn	2001	19	12
Andrew Barks, Lewis	2000	23	12
Ante Cop, Southern N.H.	1997	20	12
Mathias Luhr, Lewis	1996	20	12
Darren Murray, Mercyhurst	1995	22	12
Barry Wong, UC Davis	1991	20	12
Bill Twaite, Florida Tech	1989	20	12
Warren Westcoast, Lock Haven	1988	21	12

SOLO SHUTOUT PERCENTAGE

(Min. 10 shutouts)

Player, Team	Year	Games	Shutouts	Pct.
Thom Peer, Wis.-Parkside	2000	22	16	0.73
Cliff Dixon, Fla. Southern	1997	16	11	0.69
Tobias Svantesson, Southern N.H.	2000	22	15	0.68
Mervin Shade, Dowling	2001	15	10	0.67
Marcus Hahnemann, Seattle Pacific	1991	20	13	0.65
Warren van der Westhuizen, Clayton St.	2000	22	14	0.64
Mark Litton, Wis.-Parkside	1988	22	14	0.64
Julien Fruittier, Lynn	2001	19	12	0.63
Jon Gleason, St. Anselm	1986	16	10	0.63
William Umanzo, Dist. Columbia	1999	18	11	0.61
Stan Anderson, Wis.-Parkside	1989	23	14	0.61
Ante Cop, Southern N.H.	1997	20	12	0.60
Mathias Luhr, Lewis	1996	20	12	0.60
Barry Wong, UC Davis	1991	20	12	0.60
Bill Twaite, Florida Tech	1989	20	12	0.60
Matt Touchstone, Cal St. Bakersfield	1995	22	13	0.59
Paul Larkin, Oakland	1982	22	13	0.59
Jeff Storrs, Seattle Pacific	1987	24	14	0.58
Derian Tuit, Mercyhurst	1999	19	11	0.58
Eric Hubler, Bryant	1988	19	11	0.58

Career

POINTS PER GAME (Min. 100 points)

Player, Team	Years	Games	Points	Avg.
Richard Sharpe, Florida Tech	1990-93	72	321	4.46
George Moysidis, Florida Int'l.	1979-80	32	117	3.66
Stilian Shishkov, Lander	1993-95	61	213	3.49
Jim Mailey, Bloomsburg	1976-79	48	157	3.27
Martin Vasquez, Cal St. Los Angeles	1981-83	55	169	3.07
Bojan Vuckovic, Franklin Pierce	1991-94	83	246	2.96
Rune Thuestad, West Va. Wesleyan	1996-99	78	231	2.96

Player, Team	Years	Games	Points	Avg.
Johan Kron, Southampton	1997-99	49	143	2.92
Ken Whiteside, Oakland	1973-76	55	154	2.80
Joel Bailey, Wheeling Jesuit	1999-2002	78	212	2.72
Henrik Nebreljus, Tampa	1995-97	60	162	2.70
Ray Jones, Longwood	1987-90	68	183	2.69
Pete Notaro, Loyola (Md.)	1975-78	69	185	2.68
Jason Dunn, Seattle Pacific	1991-93	59	158	2.68
Sam Koleduk, St. Leo	1990-94	70	187	2.67
Eli Tiomkin, Oakland	1991-94	66	160	2.42
Eddie Enders, Florida Tech	1990-93	86	208	2.42
Moussa Sy, Dowling	1998-2000	46	111	2.41
Bert Williams, New Haven	1998-2000	54	130	2.41
Jason Haupt, UNC Greensboro	1988-90	64	151	2.36
Khari Sharrieff, S.C.-Spartanburg	1997-2000	60	138	2.30
Gerry Van DeMerwe, Gannon	1984-87	81	186	2.30
Peter Hatstrup, Seattle Pacific	1982-83, 85	65	149	2.29
Jon Akin, St. Leo	1995-98	75	167	2.23
Troy Bingham, Gannon	1988-91	77	170	2.21

POINTS

Player, Team	Years	Games	Points
Richard Sharpe, Florida Tech	1990-93	72	321
Bojan Vuckovic, Franklin Pierce	1991-94	83	246
Rune Thuestad, West Va. Wesleyan	1996-99	78	231
Stilian Shishkov, Lander	1993-95	61	213
Joel Bailey, Wheeling Jesuit	1999-2002	78	212
Eddie Enders, Florida Tech	1990-93	86	208
Mike Feniger, East Stroudsburg	1993-96	89	189
Sam Koleduk, St. Leo	1990-94	70	187
Gerry Van DeMerwe, Gannon	1984-87	81	186
Pete Notaro, Loyola (Md.)	1975-78	69	185
Tomas Boltnar, Calif. (Pa.)	1998-2001	82	180
Henrik Ronnevig, S.C.-Spartanburg	1997-2000	84	177
Ray Jones, Longwood	1987-90	68	183
Rich Fleming, Merrimack	1993-96	86	171
Andy Thompson, Mars Hill	1996-99	82	170
Troy Bingham, Gannon	1988-91	77	170
Martin Vasquez, Cal St. Los Angeles	1981-83	55	169
Mark Vanston, Bridgeport	1982-85	77	168
Jon Akin, St. Leo	1995-98	75	167
Rob van Rheen, Gannon	1982-85	79	166
Patrick White, Wis.-Parkside	1992-95	75	165
Dzevat Nikocaj, Francis Marion	1997-2000	80	162
Henrik Nebreljus, Tampa	1995-97	60	162
Nick Rafferty, Franklin Pierce	1989-92	74	162
Chris Payne, Florida Tech	1987-90	80	161

GOALS PER GAME

(Min. 40 goals)

Player, Team	Years	Games	Goals	Avg.
Richard Sharpe, Florida Tech	1990-93	72	137	1.90
Stilian Shishkov, Lander	1993-95	61	93	1.52
George Moysidis, Florida Int'l	1979-80	32	48	1.50
Jim Mailey, Bloomsburg	1976-79	48	63	1.31
Rune Thuestad, West Va. Wesleyan	1996-99	78	98	1.26
Johan Kron, Southampton	1997-99	49	60	1.22
Martin Vasquez, Cal St. Los Angeles	1981-83	55	67	1.22
Joel Bailey, Wheeling Jesuit	1999-2002	78	95	1.22
Henrik Nebreljus, Tampa	1995-97	60	72	1.20
Bojan Vuckovic, Franklin Pierce	1991-94	83	99	1.19
Seamus Donnelly, Franklin Pierce	1994-96	45	53	1.18
Pete Notaro, Loyola (Md.)	1975-78	69	81	1.17
Sam Koleduk, St. Leo	1990-94	70	77	1.10
Ken Whiteside, Oakland	1973-76	55	60	1.09
Jason Dunn, Seattle Pacific	1991-93	59	62	1.05
Bert Williams, New Haven	1998-2000	54	56	1.04
Ray Jones, Longwood	1987-90	68	70	1.03
Khari Sharrieff, S.C.-Spartanburg	1997-2000	60	60	1.00
Moussa Sy, Dowling	1998-2000	46	46	1.00
Nick Rafferty, Franklin Pierce	1989-92	65	65	1.00
Jason Haupt, UNC Greensboro	1988-90	64	63	0.98
Michel Heeneman, Gannon	1988-90	61	59	0.97
Gerry van DeMerwe, Gannon	1984-87	81	76	0.94
Peter Hatstrup, Seattle Pacific	1982-83, 85	65	59	0.91
Dhoud Samba, Erskine	1997-2000	52	47	0.90

GOALS

Player, Team	Years	Games	Goals
Richard Sharpe, Florida Tech	1990-93	72	137
Bojan Vuckovic, Franklin Pierce	1991-94	83	99
Rune Thuestad, West Va. Wesleyan	1996-99	78	98
Joel Bailey, Wheeling Jesuit	1999-2002	78	95
Stilian Shishkov, Lander	1993-95	61	93

Player, Team	Years	Games	Goals
Pete Notaro, Loyola (Md.)	1975-78	69	81
Sam Koleduk, St. Leo	1990-94	70	77
Mike Feniger, East Stroudsburg	1993-96	89	76
Gerry van DeMerwe, Gannon	1984-87	81	76
Eddie Enders, Florida Tech	1990-93	86	74
Andy Thompson, Mars Hill	1996-99	82	73
Henrik Nebreljus, Tampa	1995-97	60	72
Ray Jones, Longwood	1987-90	68	70
Dzevat Nikocaj, Francis Marion	1997-2000	80	68
Troy Bingham, Gannon	1988-91	77	68
Bruce Raney, Seattle Pacific	1978-81	97	68
Martin Vasquez, Cal St. Los Angeles	1981-83	55	67
Nick Rafferty, Franklin Pierce	1989-92	65	65
Mark Vanston, Bridgeport	1982-85	77	65
Jason Haupt, UNC Greensboro	1988-90	64	63
Michael Corday, Southern Ind.	1983-86	73	63
Jim Mailey, Bloomsburg	1976-79	48	63
Tomas Boltnar, Calif. (Pa.)	1998-2001	82	62
Neil Stoddart, Bloomsburg	1995-98	74	62
Jason Dunn, Seattle Pacific	1991-93	59	62
Roger Gomez, Texas Lutheran	1988-91	81	62

ASSISTS PER GAME

(Min. 25 Assists)

Player, Team	Years	Games	Assists	Avg.
Gray Haizel, Oakland	1984-86	36	42	1.16
Chris Payne, Florida Tech	1987-90	80	87	1.09
Mali Walton, Oakland	1991-94	46	46	1.00
Steve Freeman, Florida Tech	1986-89	73	63	0.86
Henrik Ronnevig, S.C.-Spartanburg	1997-2000	84	69	0.82
Danny Rebeck, S.C.-Spartanburg	1991-92	40	31	0.78
Igor Beyder, Cal St. Los Angeles	1981-83	55	41	0.75
Jason Farrell, Seattle Pacific	1991-92	38	28	0.74
Peter Sesay, North Fla.	1997-99	47	34	0.72
Bozidar Simic, Franklin Pierce	1993-95	57	41	0.72
Moulton Cato, Southern Ind.	1981-84	73	52	0.71
Claes Meldal, Truman	1994-95, 98	48	34	0.71
Eddie Enders, Florida Tech	1990-93	86	60	0.70
Liam Lochhead, Franklin Pierce	1991-94	80	55	0.69
Tomas Boltnar, Calif. (Pa.)	1998-2001	82	56	0.68
Patrick White, Wis.-Parkside	1992-95	75	51	0.68
Adam Denton, Wingate	1997-2000	77	52	0.68
Chris Dunn, North Fla.	1993-95	42	28	0.67
Itai Mor, Southern Conn. St.	1994-97	71	47	0.66
Assaf Dagai, Southern Conn. St.	1996-99	84	55	0.65
Richard Sharpe, Florida Tech	1990-93	72	47	0.65
Jim Mailey, Bloomsburg	1976-79	48	31	0.65
Dean Sewell, Southern N.H.	1994-96	53	34	0.64
Rich Fleming, Merrimack	1993-96	86	55	0.64
Eli Tiomkin, Oakland	1991-94	66	42	0.64
Martin Vasquez, Cal St. Los Angeles	1981-83	55	35	0.64

ASSISTS

Player, Team	Years	Games	Assists
Chris Payne, Florida Tech	1987-90	80	87
Henrik Ronnevig, S.C.-Spartanburg	1997-2000	84	69
Steve Freeman, Florida Tech	1986-89	73	63
Eddie Enders, Florida Tech	1990-93	86	60
Tomas Boltnar, Calif. (Pa.)	1998-2001	82	56
Assaf Dagai, Southern Conn. St.	1996-99	84	55
Rich Fleming, Merrimack	1993-96	86	55
Liam Lochhead, Franklin Pierce	1991-94	80	55
Adam Denton, Wingate	1997-2000	77	52
Moulton Cato, Southern Ind.	1981-84	73	52
Patrick White, Wis.-Parkside	1992-95	75	51
Rob van Rheen, Gannon	1982-85	79	50
Steve McAuliffe, Merrimack	1994-97	89	48
Bojan Vuckovic, Franklin Pierce	1991-94	83	48
Jon Akin, St. Leo	1995-98	75	47
Itai Mor, Southern Conn. St.	1994-97	71	47
David Siers, Wis.-Parkside	1993-96	78	47
Richard Sharpe, Florida Tech	1990-93	72	47
Mali Walton, Oakland	1991-94	46	46
Vadim Tolstolitsky, Seattle Pacific	1997-2000	82	44
Martin Nebreljus, Tampa	1991-94	82	44
Marco Koolman, Gannon	1987-90	80	44
Ray Jones, Longwood	1987-90	68	43
Eli Tiomkin, Oakland	1991-94	66	42
Gray Haizel, Oakland	1984-86	36	42

SAVES PER GAME
(Min. 300 Saves)

Player, Team	Years	Games	Saves	Avg.
Jeff Bettencourt, Cal Poly Pomona	1990-93	43	511	11.88
Joe Hamric, Newberry	1995-96	35	412	11.77
David Mara, St. Anselm	1982-86	36	396	11.00
Taylor Tucker, Longwood	1992-95	53	526	9.92
Ernie Tyler, Southern N.H.	1978-81	44	432	9.82
Jon Zaffino, St. Michael's	1990-93	68	635	9.34
Tim Moore, Fla. Southern	1985-88	58	505	8.71
Crispin St. Louis, Erskine	1990-91, 93	59	505	8.56
Eric Burkholder, Kutztown	1994-98	57	485	8.51
Greg Campbell, Southern N.H.	1977-80	44	372	8.45
Chris Walker, St. Andrews	1996-99	51	415	8.14
Steve Dickey, Drury	1991-94	66	522	7.91
Stan Dippel, Truman	1982-85	61	460	7.54
David Thomas, Lenoir-Rhyne	1995-98	54	398	7.37
Michael Thomas, Fort Lewis	1995-98	49	350	7.14
Ken Finch, St. Leo	1985-88	56	398	7.11
Ashley Smith, Newberry	1997-2000	78	550	7.05
Sean Maloney, Wheeling Jesuit	1991-94	49	318	6.49
Phil Hahn, Mo. Rolla	1990-94	49	314	6.41
Mike Williams, Le Moyne	1994-96	54	342	6.33
Steve Quinones, Franklin Pierce	1987-90	71	429	6.04
Martin Peat, Florida Tech	1994-97	65	379	5.83
Jason Petronis, East Stroudsburg	1993-95	65	373	5.74
Simon Brading, West Fla.	1994-97	66	374	5.67
Peter Yovino, Millersville	1990-93	61	333	5.46

SAVES

Player, Team	Years	Games	Saves
Jon Zaffino, St. Michael's	1990-93	68	635
Ashley Smith, Newberry	1997-2000	78	550
Taylor Tucker, Longwood	1992-95	53	526
Steve Dickey, Drury	1991-94	66	522
Jeff Bettencourt, Cal Poly Pomona	1990-93	43	511
Crispin St. Louis, Erskine	1990-91, 93	59	505
Tim Moore, Fla. Southern	1985-88	58	505
Eric Burkholder, Kutztown	1994-98	57	485
Stan Dippel, Truman	1982-85	61	460
Ernie Tyler, Southern N.H.	1978-81	44	432
Steve Quinones, Franklin Pierce	1987-90	71	429
Danny Puertas, Millersville	1994-97	79	422
Chris Walker, St. Andrews	1996-99	51	415
Joe Hamric, Newberry	1995-96	35	412
Rob Thompson, Lock Haven	1991-94	—	405
David Thomas, Lenoir-Rhyne	1995-98	54	398
Ken Finch, St. Leo	1985-88	56	398
Sergio Soriano, Seattle Pacific	1978-81	93	397



Florida Tech Sports Information

Florida Tech's Richard Sharpes' name can be found throughout the NCAA scoring records, including earning 321 career points during the 1990-93 campaign.

Player, Team	Years	Games	Saves
David Mara, St. Anselm	1982-86	36	396
Martin Peat, Florida Tech	1994-97	65	379
Simon Brading, West Fla.	1994-97	66	374
Jason Petronis, East Stroudsburg	1993-95	65	373
Greg Campbell, Southern N.H.	1977-80	44	372
Corey Jones, Montevallo	1999-2002	65	350
Michael Thomas, Fort Lewis	1995-98	49	350

GOALS-AGAINST AVERAGE (Min. 2,500 minutes)

Player, Team	Years	GA	Min.	GAA
Chris Sagar, Wis.-Parkside	1993-94	9	2,505	0.32
Bo Oshoniyi, Southern Conn. St.	1990-93	40	7,580	0.47
Ante Cop, Southern N.H.	1995-97	16	2,971	0.48
Rick Koczak, Southern Conn. St.	1994-96	32	5,942	0.48
Mike Guzaski, Wis.-Parkside	1993-96	28	4,780	0.53
Billy Gatti, Southern Conn. St.	1997-98	21	3,579	0.53
Thom Peer, Wis.-Parkside	1998-2001	34	5,507	0.56
Tobias Svantesson, Southern N.H.	1999-2000	24	3,795	0.57
Erik Fernstrom, Southern N.H.	1995-98	29	4,186	0.62
David Marcincavage, Catawba	1989-92	36	5,131	0.63
Bill Twaite, Florida Tech	1988-89	18	2,555	0.63
Andrew Olivieri, Southern Conn. St.	1999-2002	51	7,222	0.64
Andrew Barks, Lewis	1997-2000	32	4,178.9	0.69
Barry Wong, UC Davis	1990-91	22	2,794	0.71
Warren van der Westhuizen, Clayton St.	1999-2002	54	6,841	0.71
Jeff Storrs, Seattle Pacific	1985-88	49	6,195	0.71
Josh Martin, S.C.-Spartanburg	1993-96	23	2,889	0.72
Marcus Hahnemann, Seattle Pacific	1990-93	60	7,471	0.72
Trevor Holbrook, Southern N.H.	1986-89	33	3,965	0.75
Jeff Negalha, S.C.-Spartanburg	1997-98	33	3,893	0.76
Paul Barous, St. Michael's	1986-88	31	3,620	0.77
Scott Thomas, St. Anselm	1982-86	36	3,901	0.83
Dave Landry, Seattle Pacific	1972-73	25	2,700	0.83
Sergio Soriano, Seattle Pacific	1978-81	69	7,393	0.84
Derian Tuiitt, Mercyhurst	1997-2000	63	6,734	0.84

GOALKEEPER MINUTES PLAYED

Player, Team	Years	Min.
Bo Oshoniyi, Southern Conn. St.	1990-93	7,580:00
Marcus Hahnemann, Seattle Pacific	1990-93	7,471:00
Sergio Soriano, Seattle Pacific	1978-81	7,393:00
Andrew Olivieri, Southern Conn. St.	1999-2002	7,222:00
Danny Puertas, Millersville	1994-97	7,146:00
Mathias Luhr, Lewis	1994-96, 98	7,040:00
Warren van der Westhuizen, Clayton St.	1999-2002	6,841:00
Derian Tuiitt, Mercyhurst	1997-2000	6,734:00
Roger Svensson, Southampton	1997-2000	6,637:00
Stefan Wall, Truman	1988-91	6,554:00
Taylor Tucker, Longwood	1992-95	6,494:00
Brandon Hearron, Cal St. Bakersfield	1995-98	6,393:00
David Scott, Central Ark.	1996-99	6,378:00
Jeff Storrs, Seattle Pacific	1985-88	6,195:00
John MacLeod, St. Anselm	1996-99	6,146:00
Steve Berglund, Fort Lewis	1997-2000	6,127:00
Chris Wilson, Cal St. Dom. Hills	1986-89	6,045:00
Rick Koczak, Southern Conn. St.	1994-96	5,942:00
Corey Jones, Montevallo	1999-2002	5,847:00
Ashley Smith, Newberry	1997-2000	5,800:00
Jason Petronis, East Stroudsburg	1993-95	5,786:00
Tom Liner, Cal St. Chico	1988-91	5,700:00
Jason Wright, Quincy	1997-2000	5,597:25
David Thomas, Lenoir-Rhyne	1995-98	5,558:00
Jeremy Ransom, Presbyterian	1994-97	5,542:00

PLAYERS WITH 40 GOALS AND 40 ASSISTS
(Chronological order)

Player, Team	Goals	Assists	Points	Years
Rob van Rheeann, Gannon	58	50	166	1982-85
Bill Manning, Bridgeport	43	41	127	1983-86
Steve Freeman, Florida Tech	47	63	157	1986-90
Ray Jones, Longwood	70	43	183	1987-90
Eddie Enders, Florida Tech	74	60	208	1990-93
Richard Sharpe, Florida Tech	137	47	321	1990-93
Liam Lochhead, Franklin Pierce	43	55	141	1991-94
Bojan Vuckovic, Franklin Pierce	99	48	246	1991-94
Eli Tiomkin, Oakland	59	42	160	1991-94
Patrick White, Wis.-Parkside	57	51	165	1992-95
Rich Fleming, Merrimack	58	55	171	1993-96
Steve McAuliffe, Merrimack	45	48	138	1994-97
Jon Akin, St. Leo	60	47	167	1995-98
Assaf Dagai, Southern Conn. St.	41	55	137	1996-99
Vadim Tolstolitsky, Seattle Pacific	40	44	124	1997-2000
Henrik Ronnevig, S.C.-Spartanburg	54	69	177	1997-2000
Tomas Boltnar, Calif. (Pa.)	62	56	180	1998-2001

Miscellaneous

FASTEST GOAL, START OF GAME

Time	Player, Team	Opponent	Date
:05	Bo Jurney, Catawba	Newberry	Oct. 1, 1998
:06	Dave Allen, Florida Tech	Rollins	Nov. 9, 1996
:07	Des Martin, Clayton St.	Lenoir-Rhyne	Sept. 11, 2002
:09	Richard Walker, Southern N.H.	Franklin Pierce	Sept. 30, 1998
:12	Giuseppe Dorini, West Va. Wesleyan	Wheeling Jesuit	Nov. 1, 1997
:18	Joe Kadelski, Lock Haven	St. Thomas Aquinas	Sept. 22, 1999
:18	Nick Carr, Lewis	Wis.-Parkside	Oct. 25, 1998
:18	Neal Mazzei, Fla. Southern	Warner Southern	Sept. 4, 1984
:19	Pat White, Wis.-Parkside	Mo.-St. Louis	Sept. 19, 1993
:20	Michiel Hoenderkamp, Gannon	West Va. Wesleyan	Sept. 26, 1999
:20	Danny Twilley, Barton	Longwood	Oct. 16, 1996
:20	Michael Cavada, Barton	St. Andrews	Sept. 30, 1996
:20	Attila Javor, Franklin Pierce	Ashland	Sept. 2, 1996
:23	Brad Owens, Seattle Pacific	Tampa	Oct. 13, 1990
:35	Renwick Hutson, Southern Conn. St.	Bentley	Nov. 2, 1996

FASTEST CONSECUTIVE GOALS, SAME TEAM

Time	Player, Team	Opponent	Date
:05	Ian Martin and Joash Dukes, Florida Int'l	St. Thomas (Fla.)	Nov. 7, 1979
:06	Keith Spresser and Frank Stork, Fla. Southern	Warner Southern	Oct. 9, 1986
:08	Steve Lose (2), Fla. Southern	Florida Bible	Sept. 12, 1987
:08	George Moysidis (2), Florida Int'l	Valdosta St.	Oct. 20, 1979
:12	Stacha Kovacevic and Seamus Donnelly, Franklin Pierce	Keene St.	Oct. 18, 1995
:13	Dylan Maycrink and Brendan Maycrink, Concordia (N.Y.)	St. Thomas Aquinas	Oct. 23, 1999
:13	Jim Banks and Bob Newstorm, Wis.-Parkside	Wis.-Whitewater Quincy	1982
:15	Dan Valency and Paul Oyuga, Southern Conn. St.	Molloy	Sept. 12, 1998
:15	Matt Hein and Chris Kramer, IPFW	St. Francis (Ill.)	Sept. 11, 1999
:17	Assaf Dagai and Dan Valency, Southern Conn. St.	C. W. Post	Sept. 13, 1998
:17	Ron Sweeney and Dean Doughty, Southern Ind.	Indianapolis	Oct. 14, 1990
:17	Greg Peters (2), Wis.-Parkside	Purdue-Calumet	Oct. 15, 1986
:18	Jonathan Gordon and David Ormesher, Tusculum	Newberry	Oct. 12, 2002
:18	Luiz Araujo and Eric Bass, Grand Canyon	UC Davis	Nov. 2, 2001
:18	Kyle Kershaw and Kevin Marks, Mo.-Rolla	Westminster (Mo.)	Oct. 19, 1994
:18	Doug Morrill and Vascoe Rubio, Seattle Pacific	Jacksonville	Sept. 1, 1989

FASTEST CONSECUTIVE GOALS, OPPOSING TEAMS

Time	First Goal	Second Goal	Date
:14	James Nordberg, Cal St. San B'dino	Luka Muslin, Grand Canyon	Oct. 11, 2001
:15	Kirk Harwat, Ashland	Derek Laliberte, IPFW	Sept. 7, 2000
:16	Brett Williams, Cal St. Chico	Brendan Tomson, Grand Canyon	Sept. 28, 2001
:19	Sean Collins, Quincy	Adam Chwala, Wis.-Parkside	Oct. 17, 1999
:23	Avi Scabini, Southern Conn. St.	Johan Kron, Southampton	Nov. 21, 1999
:29	Matt Baldock, West Tex. A&M	Sean Horan, Fort Lewis	Sept. 25, 1994
:30	Torin Haskell, UC-Colo. Spgs.	Marc Petit, Fort Lewis	Sept. 21, 1993
:33	John Molet, Fort Lewis	Brett Redden, Southern Colo.	Oct. 10, 1993
:33	Andy Hitchcock, Fort Lewis	James Diedrich, Colo. Christian	Sept. 12, 1993
:34	Monterio Santos, Eckerd	David Cuoco, St. Leo	Nov. 3, 1999
:36	Christian Williams, Southern Colo.	Sean Horan, Fort Lewis	Oct. 10, 1993
:37	Sean Broderick, Francis Marion	Stephen Replogle, Presbyterian	Oct. 7, 2001
:40	Alex Van Damme, Seattle Pacific	Dio Cifuni, Fort Lewis	Nov. 14, 1998
:42	Greg Bisbon, Seattle Pacific	Scott Baca, Fort Lewis	Nov. 15, 1997
:44	Nathan Wojtkiewicz, Truman	Ryan Swan, Mo.-Rolla	Oct. 22, 1999

CONSECUTIVE GAMES WITH AT LEAST ONE GOAL

No.	Player, Team	From	To
24	Rune Thuestad, West Va. Wesleyan	Sept. 30, 1998	Oct. 9, 1999
11	Oliver Medina, Southern Conn. St.	Aug. 30, 2002	Oct. 8, 2002
11	Pat Stanco, East Stroudsburg	Sept. 22, 1999	Oct. 27, 1999
10	Seamus Donnelly, Franklin Pierce	Oct. 12, 1996	Nov. 16, 1996
8	Paul Hopkins, Tusculum	Sept. 5, 2002	Sept. 28, 2002
8	Olivier Occean, Southern Conn. St.	Aug. 28, 2001	Sept. 16, 2001
8	Kirk Harwat, Ashland	Oct. 6, 2000	Nov. 3, 2000
8	Mike Feniger, East Stroudsburg	Sept. 10, 1995	Sept. 30, 1995
8	Jason Dunn, Seattle Pacific	Oct. 2, 1993	Nov. 11, 1993
8	Jarrett Wagner, Drury	Sept. 16, 1993	Oct. 10, 1993
8	Gil Hokayama, Southern Conn. St.	Oct. 10, 1992	Nov. 6, 1992
8	Joash Dukes, Florida Int'l	1979	1979
7	Anthony Maher, Mercyhurst	Sept. 19, 2001	Oct. 14, 2001
7	Mike Blythe, Mercyhurst	Sept. 28, 2001	Oct. 21, 2001
7	Sean Crawford, East Stroudsburg	Sept. 21, 1997	Oct. 8, 1997
7	Rune Thuestad, West Va. Wesleyan	Sept. 28, 1996	Oct. 19, 1996
7	Bojan Vuckovic, Franklin Pierce	Sept. 11, 1993	Oct. 5, 1993
7	Jason Dunn, Seattle Pacific	Oct. 3, 1992	Oct. 28, 1992
7	Bill Manning, Bridgeport	Sept. 24, 1986	Oct. 13, 1986
7	Jack Donovan, Mo.-St. Louis	1975	1975

CONSECUTIVE SHUTOUT MINUTES

No.	Player, Team	From	To
962:00	Peter Quinn, Bridgeport	Sept. 13, 1986	Oct. 18, 1986
944:00	Marcus Hahnemann, Seattle Pacific	Sept. 27, 1991	Nov. 1, 1991
940:00	Mathias Luhr, Lewis	Sept. 20, 1996	Oct. 24, 1996
896:00	Andrew Oliveri, Southern Conn. St.	Sept. 22, 1999	Nov. 21, 1999
867:00	Julien Fruitier, Lynn	Sept. 23, 2001	Nov. 3, 2001
838:07	Matt Touchstone, Cal St. Bakersfield	Sept. 30, 1995	Oct. 28, 1995
787:36	Tobias Svantesson, Southern N.H.	Oct. 14, 2000	Nov. 19, 2000
777:00	Rick Koczak, Southern Conn. St.	Sept. 14, 1996	Oct. 19, 1996
732:00	Rick Koczak, Southern Conn. St.	Oct. 8, 1994	Nov. 5, 1994
726:06	Steve Berglund, Fort Lewis	Nov. 14, 1998	Sept. 26, 1999
650:24	Tobias Svantesson, Southern N.H.	Oct. 10, 1999	Oct. 30, 1999
630:33	Jason Wright, Quincy	Sept. 25, 1999	Oct. 12, 1999
630:00	Darren Ambrose, S.C.-Spartanburg	Oct. 11, 1991	Nov. 1, 1991
617:37	Steve Berglund, Fort Lewis	Oct. 17, 1998	Nov. 14, 1998
585:00	Rohan Cassells, West Va. Wesleyan	Oct. 4, 1996	Oct. 23, 1996

Annual Champions

POINTS PER GAME

Season	Player, Team	CL	G	GO	A	P	Avg.
1998	Jon Stefansson, West Fla.	Fr.	19	25	14	64	3.37
1999	Per Ole Tenden, Charleston (W.Va.)	So.	22	34	19	87	3.95
2000	Joel Bailey, Wheeling Jesuit	So.	21	36	14	86	4.10
2001	Uchechukwu Chinyere, Dist. Columbia	Fr.	18	28	14	70	3.89
2002	Paul Hopkins, Tusculum	So.	21	28	13	69	3.29

GOALS PER GAME

Season	Player, Team	CL	G	GO	Avg.
1998	Rune Thuestad, West Va. Wesleyan	Sr.	19	26	1.37
1999	Per Ole Tenden, Charleston (W.Va.)	So.	22	34	1.55
2000	Joel Bailey, Wheeling Jesuit	So.	21	36	1.71
2001	Uchechukwu Chinyere, Dist. Columbia	Fr.	18	28	1.56
2002	Paul Hopkins, Tusculum	So.	21	28	1.33

ASSISTS PER GAME

Season	Player, Team	CL	G	A	Avg.
1998	Assaf Dagai, Southern Conn. St.	Sr.	20	20	1.00
1999	Per Ole Tenden, Charleston (W.Va.)	So.	22	19	0.86
2000	Ward Trowman, Ashland	Jr.	16	18	1.13
2001	Tomas Boltnar, Calif. (Pa.)	Sr.	21	21	1.00
2002	Jose Palladino, Clayton St.	Sr.	18	17	0.94

GOALS-AGAINST AVERAGE

Season	Player, Team	CL	G	MIN	GA	GA/A
1998	Matt Nelson, Lynn	Jr.	16	1,447	6	0.37
1999	Andrew Olivieri, Southern Conn. St.	Fr.	20	1,782	8	0.40
2000	Thom Peer, Wis.-Parkside	Jr.	22	2,001	6	0.27
2001	Mervin Shade, Dowling	Sr.	15	1,405	6	0.38
2002	Kevin Street, Lynn	Fr.	12	855	5	0.53

SAVES PER GAME

Season	Player, Team	CL	G	SV	Avg.
1998	Ashley Smith, Newberry	So.	20	194	9.70
1999	Peter Anderson, St. Rose	So.	12	119	9.92
2000	Asa Moran, Anderson (S.C.)	Jr.	14	136	9.71
2001	Jason Rohrbach, Davis & Elkins	Fr.	18	155	8.61
2002	Chris McClellan, Colo. Christian	Sr.	15	129	8.60

Team Records

Official NCAA Division II men's soccer records began with the 1959 season and are based on information submitted to the NCAA statistics service by institutions participating in the statistics rankings. Annual champions started in the 1998 season, which was the first year the NCAA compiled weekly leaders. In statistical rankings, the rounding of percentages and/or averages may indicate ties where none exist. In these cases, the numerical order of the rankings is accurate.

Scoring

POINTS

Game

52—Barton vs. Cazenovia, Oct. 10, 1999

Goals

Game

21—Dist. Columbia vs. Lincoln (Pa.), Oct. 31, 2001

Season

113—Florida Tech, 1992 (21 games)

SCORING AVERAGE

Season

5.38—Florida Tech, 1992 (113 goals in 21 games)

ASSISTS

Game

19—Seattle Pacific vs. Seattle, Oct. 28, 1987

Defense

SAVES

Game

34—Franklin Pierce vs. King's (Pa.), 1990

Season

293—Newberry, 1996 (19 games)

SAVES PER GAME

Season

17.53—St. Anselm, 1972 (263 in 15 games)

GOALS AGAINST AVERAGE

Season

0.25—Wis.-Parkside, 1993 (5 GA in 1,780 min.)

SHUTOUTS

Season

18—Southern Conn. St., 1988 (27 games)

SHUTOUT PERCENTAGE

Season

.773—Wis.-Parkside, 2000 (17 in 22 games)

Miscellaneous

CONSECUTIVE WINS

33—Southern Conn. St., Oct. 7, 1998, to Sept. 1, 2000

UNBEATEN STREAK

36—Southern Conn. St., Oct. 3, 1998, to Sept. 2, 2000; Southern Conn. St., Sept. 3, 1990, to Oct. 16, 1991

CONSECUTIVE HOME WINS

32—Cal St. Los Angeles, 1982 to 1986

CONSECUTIVE CONFERENCE WINS

(Includes conference tournaments)

33—Mercyhurst, Oct. 23, 1996, to Nov. 9, 2002

CONFERENCE GAMES UNBEATEN STREAK

(Includes conference tournaments)

46—Southern Conn. St., Oct. 10, 1995, to Oct. 4, 2000

CONSECUTIVE SHUTOUTS

12—Wis.-Parkside, 1989 to 1989

WINS IN A SEASON

23—Cal St. Dom. Hills, 2000; S.C.-Spartanburg, 1998

CONSECUTIVE WINNING SEASONS

30—Seattle Pacific, 1971 to current

MOST IMPROVED

9.5—Cal St. Dom. Hills, 1999 (12-9-0) to 2000 (23-1-1); Cal St. Bakersfield, 1993 (5-13-2) to 1994 (14-3-4); Cal St. Bakersfield, 1987 (4-16-1) to 1988 (13-6-1)

Game

POINTS

No.	Team vs. Opponent	Date
52	Barton vs. Cazenovia	Oct. 10, 1999
49	Seattle Pacific vs. Seattle	Oct. 28, 1987
48	Charleston (W.Va.) vs. Ohio Valley	Aug. 31, 1999
47	Fla. Southern vs. Florida Bible	Sept. 12, 1987
46	Mo.-St. Louis vs. Central Methodist	Oct. 9, 1974
44	East Stroudsburg vs. Columbia Union	Sept. 25, 2002
43	Christian Bros. vs. Freed-Hardeman	Oct. 23, 2001
43	Dowling vs. St. Rose	Oct. 17, 1999
43	Florida Int'l vs. Florida Tech/Jensen Beach	Oct. 9, 1980
42	Dist. Columbia vs. Lincoln (Pa.)	Oct. 31, 2001
42	Florida Int'l vs. Florida Tech	Oct. 24, 1981
41	Seattle Pacific vs. Northwest Nazarene	Oct. 16, 2000
41	St. Leo vs. Palm Beach Atlantic	Oct. 19, 1996
41	Longwood vs. Newport News App.	Sept. 4, 1986
40	Carson-Newman vs. Anderson (S.C.)	Sept. 30, 2000
40	Texas Lutheran vs. Concordia-Austin	Sept. 10, 1995
40	Gannon vs. Point Park	Sept. 26, 1990

GOALS

No.	Team vs. Opponent	Date
21	Dist. Columbia vs. Lincoln (Pa.)	Oct. 31, 2001
20	Gannon vs. Point Park	Sept. 26, 1990
18	Mo.-St. Louis vs. Central Methodist	Oct. 9, 1974
17	C.W. Post vs. St. Thomas Aquinas	Oct. 17, 2000
17	Barton vs. Cazenovia	Oct. 10, 1999
16	East Stroudsburg vs. Columbia Union	Sept. 25, 2002
16	Charleston (W.Va.) vs. Ohio Valley	Aug. 31, 1999
16	Concordia (N.Y.) vs. St. Thomas Aquinas	Oct. 23, 1999
16	Truman vs. Lincoln (Mo.)	Oct. 18, 1995
16	Texas Lutheran vs. Concordia-Austin	Sept. 10, 1995
16	Fla. Southern vs. Florida Bible	Sept. 12, 1987
15	Carson-Newman vs. Anderson (S.C.)	Sept. 30, 2000
15	Dowling vs. St. Rose	Oct. 17, 1999
15	Seattle Pacific vs. Seattle	Oct. 28, 1987
15	Florida Int'l vs. Florida Tech/Jensen Beach	Oct. 9, 1980
15	Millersville vs. Lebanon Valley	1979

ASSISTS

No.	Team vs. Opponent	Date
19	Seattle Pacific vs. Seattle	Oct. 28, 1987
18	Barton vs. Cazenovia	Oct. 10, 1999

No.	Team vs. Opponent	Date
16	Charleston (W.Va.) vs. Ohio Valley	Aug. 31, 1999
15	Christian Bros. vs. Freed-Hardeman	Oct. 23, 2001
15	Seattle Pacific vs. Northwest Nazarene	Oct. 14, 2000
15	St. Leo vs. Palm Beach Atlantic	Oct. 19, 1996
15	Oakland vs. Siena Heights	Oct. 25, 1995
15	Merrimack vs. Assumption	Oct. 11, 1993
15	Fla. Southern vs. Florida Bible	Sept. 12, 1987
14	Catawba vs. Wingate	Oct. 12, 1992
14	Florida Int'l vs. Florida Tech	Oct. 24, 1981
13	Seattle Pacific vs. Mont. St.-Billings	Oct. 16, 2000
13	Dowling vs. St. Rose	Oct. 17, 1999
13	Southern Conn. St. vs. Assumption	Oct. 13, 1999
13	Montevallo vs. Morehouse	Nov. 11, 1998
13	Fla. Southern vs. Southeastern	Sept. 8, 1998
13	Florida Tech vs. St. Leo	1991
13	Longwood vs. Newport News App.	Sept. 4, 1986
13	Fort Lewis vs. Colo. Christian	Sept. 12, 1993
13	Florida Int'l vs. Florida Tech/Jensen Beach	Oct. 9, 1980

SAVES

No.	Team vs. Opponent	Date
34	Franklin Pierce vs. King's (Pa.)	1990
33	Newberry vs. Presbyterian	Oct. 9, 1996
33	Merrimack vs. Boston College	Sept. 5, 1986
33	Merrimack vs. Assumption	Oct. 31, 1975
31	Erskine vs. Davidson	Sept. 4, 1990
29	St. Michael's vs. Southern N.H.	Oct. 6, 1990
28	St. Rose vs. N.J. Inst. of Tech.	Sept. 15, 1999
28	Merrimack vs. Worcester St.	Oct. 23, 1980
26	Fla. Southern vs. Tampa	Sept. 17, 1980
26	East Stroudsburg vs. Penn St.	1979
25	St. Andrews vs. Longwood	Sept. 12, 1998
25	Erskine vs. South Carolina	1993
25	Erskine vs. Francis Marion	1993
25	Fla. Southern vs. Rollins	Nov. 5, 1986
24	Newberry vs. Montreat-Anderson	Aug. 31, 1996
24	Fla. Southern vs. Florida Tech	Sept. 25, 1980

Season

SCORING AVERAGE

Team	Year	Games	No.	Avg.
Florida Tech	1992	21	113	5.38
West Tex. A&M	1993	19	94	4.95

Team	Year	Games	No.	Avg.
Charleston (W.Va.)	1999	23	112	4.87
Wheeling Jesuit	2000	22	102	4.64
East Stroudsburg	2002	21	97	4.62
Tusculum	2002	21	96	4.57
Dist. Columbia	1999	18	81	4.50
Christian Bros.	2001	18	80	4.44
Florida Tech	1990	23	102	4.43
Lander	1994	20	88	4.40
Southern N.H.	1994	18	79	4.39
Ala.-Huntsville	1996	18	78	4.33
Dist. Columbia	2001	18	77	4.28
S.C.-Spartanburg	2002	22	94	4.27
S.C.-Spartanburg	1997	24	102	4.25
Florida Int'l	1977	20	84	4.20
Wheeling Jesuit	2001	22	92	4.18
Florida Tech	1991	22	91	4.14
Mercyhurst	1988	19	78	4.11
Wingate	1997	21	86	4.10

GOALS

Team	Year	Games	Goals
Florida Tech	1992	21	113
Charleston (W.Va.)	1999	23	112
Wheeling Jesuit	2000	22	102
S.C.-Spartanburg	1997	24	102
Florida Tech	1990	23	102
East Stroudsburg	2002	21	97
Tusculum	2002	21	96
S.C.-Spartanburg	2002	22	94
West Tex. A&M	1993	19	94
Southern Conn. St.	1990	23	94
Wheeling Jesuit	2001	22	92
Florida Tech	1991	22	91
East Stroudsburg	1997	24	89
Seattle Pacific	1985	23	89
Lander	1994	20	88
Catawba	1991	25	88
Southern Conn. St.	1992	24	87
Southern Conn. St.	1998	23	86
Wingate	1997	21	86
Franklin Pierce	1992	23	86
Lock Haven	1992	23	86

GOALS-AGAINST AVERAGE

(Min. 1,200 minutes)

Team	Year	GA	Min.	GAA
Wis.-Parkside	1993	5	1,780	0.25
Wis.-Parkside	2000	6	2,002	0.27
Southern N.H.	1997	7	1,875	0.34
Southern Conn. St.	1996	8	2,070	0.35
Wis.-Parkside	1994	7	1,800	0.35
Southern Conn. St.	1994	8	2,040	0.35
Lynn	1998	7	1,762	0.36
Southern Conn. St.	1997	9	2,138	0.38
Lewis	2000	9	2,127.2	0.38
Southern Conn. St.	1999	8	1,885	0.38
Lewis	1996	8	1,800	0.40
Bryant	1988	8	1,710	0.42
Charleston (W.Va.)	1999	10	2,119	0.42
Dowling	2001	9	1,855	0.44
Clayton St.	2000	11	2,093	0.47
Wis.-Parkside	1996	10	1,890	0.48
Hawaii Pacific	2000	7	1,322	0.48
St. Anselm	1986	8	1,500	0.48
S.C.-Spartanburg	1991	11	2,010	0.49
Wis.-Parkside	1989	12	2,160	0.50
Dist. Columbia	1999	9	1,620	0.50

SAVES PER GAME

Team	Year	Games	No.	Avg.
St. Anselm	1972	15	263	17.53
Elon	1996	15	248	16.53
Newberry	1996	19	293	15.42
Shepherd	1999	16	229	14.31
Elon	1994	17	240	14.12
St. Anselm	1981	16	212	13.25
Elon	1993	17	225	13.24
Truman	1982	16	207	12.94
St. Rose	1999	17	211	12.41
Newberry	1995	19	232	12.21

Team	Year	Games	No.	Avg.
Southern N.H.	1980	17	205	12.06
Fla. Southern	1985	18	205	11.39
St. Andrews	1995	15	166	11.07
St. Leo	1985	17	185	10.88
Erskine	1993	18	195	10.83
Southern N.H.	1979	17	182	10.71
Molloy	1999	18	190	10.56
Mo. Southern St.	1989	19	199	10.47
Newberry	1998	20	207	10.35
St. Rose	1998	17	175	10.29

SAVES

Team	Year	Games	No.
Newberry	1996	19	293
St. Anselm	1972	15	263
Elon	1996	15	248
Elon	1994	17	240
Newberry	1995	19	232
Shepherd	1999	16	229
Elon	1993	17	225
St. Anselm	1981	16	212
St. Rose	1999	17	211
Newberry	1998	20	207
Truman	1982	16	207
Fla. Southern	1985	18	205
Southern N.H.	1980	17	205
Grand Canyon	1996	21	202
Lenoir-Rhyne	1996	20	200
Erskine	1997	20	199
Mo. Southern St.	1989	19	199
St. Andrews	1998	20	196
Erskine	1993	18	195
Metro St.	1994	20	192

SHUTOUT PERCENTAGE (Min. 10 shutouts)

Team	Year	Games	No.	Pct.
Wis.-Parkside	2000	22	17	0.77
Southern Conn. St.	1999	20	15	0.75
Southern N.H.	1997	20	15	0.75
Lewis	1996	20	15	0.75
Wis.-Parkside	1989	23	17	0.74
Southern Conn. St.	1996	22	16	0.73
Wis.-Parkside	1993	18	13	0.72
Hawaii Pacific	2000	14	10	0.71
Seattle Pacific	1991	20	14	0.70
Seattle Pacific	1980	23	16	0.70
St. Anselm	1986	16	11	0.69
Lynn	2001	19	13	0.68
Lynn	1998	19	13	0.68
Wis.-Parkside	1994	19	13	0.68
Southern N.H.	2000	22	15	0.68
Fort Lewis	1999	24	16	0.67
Southern N.H.	1999	18	12	0.67
Southern Conn. St.	1988	27	18	0.67
Southern Conn. St.	1992	24	16	0.67
Charleston (W.Va.)	1999	23	15	0.65
IPFW	1999	23	15	0.65

SHUTOUTS

Team	Year	Games	Shutouts
Southern Conn. St.	1988	27	18
Wis.-Parkside	2000	22	17
Wis.-Parkside	1989	23	17
Fort Lewis	1999	24	16
Southern Conn. St.	1996	22	16
Southern Conn. St.	1992	24	16
Seattle Pacific	1980	23	16
Southern N.H.	2000	22	15
Charleston (W.Va.)	1999	23	15
IPFW	1999	23	15
Southern Conn. St.	1999	20	15
Southern N.H.	1997	20	15
Lewis	1996	20	15
Cal St. Dom. Hills	2002	23	14
Clayton St.	2000	22	14
Lewis	2000	23	14
Oakland	1996	24	14
Seattle Pacific	1991	20	14
Southern N.H.	1989	25	14
Southern N.H.	1988	24	14
Seattle Pacific	1987	24	14

Miscellaneous

CONSECUTIVE WINS

No.	Team	From	To
33	Southern Conn. St.	Oct. 7, 1998	Sept. 1, 2000
26	Lynn	Oct. 6, 2000	Oct. 31, 2001
25	Southern Conn. St.	Oct. 15, 1995	Oct. 12, 1996
23	Cal St. Dom. Hills	Oct. 6, 2000	Sept. 24, 2001
23	S.C.-Spartanburg	Sept. 2, 1998	Dec. 3, 1998
22	Southern N.H.	Sept. 2, 1988	Nov. 6, 1988
21	Southern Conn. St.	Sept. 26, 1990	Sept. 14, 1991
21	Lock Haven	1980	1980
20	Gannon	Sept. 4, 1985	Nov. 16, 1985
20	Tampa	Nov. 1981	Nov. 3, 1982
18	Lynn	Sept. 1, 1998	Nov. 15, 1998
17	Francis Marion	Aug. 28, 2000	Nov. 1, 2000
16	Cal St. Los Angeles	1981	1981
15	Mercyhurst	Aug. 30, 2002	Oct. 30, 2002
15	St. Anselm	Sept. 20, 1998	Nov. 14, 1998
15	S.C.-Spartanburg	Sept. 19, 1992	Nov. 8, 1992

CONSECUTIVE GAMES UNBEATEN

No.	Team	From	To
36	Southern Conn. St.	Oct. 3, 1998	Sept. 2, 2000
36	Southern Conn. St.	Sept. 3, 1990	Oct. 16, 1991
35	Southern Conn. St.	Oct. 10, 1995	Nov. 23, 1996
34	Tampa	Sept. 1981	Nov. 3, 1982
32	Cal St. Dom. Hills	Sept. 6, 2000	Sept. 24, 2001
26	Lynn	Oct. 6, 2000	Oct. 31, 2001
23	Southampton	Oct. 24, 1998	Nov. 13, 1999
23	S.C.-Spartanburg	Sept. 2, 1998	Dec. 3, 1998
22	Southern N.H.	Sept. 2, 1988	Nov. 6, 1988
21	Southern N.H.	Sept. 4, 1989	Nov. 5, 1989
21	Lock Haven	1980	1980
20	St. Anselm	Sept. 20, 1998	Sept. 15, 1999
20	Gannon	Sept. 4, 1985	Nov. 16, 1985
19	Southern N.H.	Oct. 30, 1991	Oct. 21, 1992
18	Dowling	Sept. 2, 2001	Nov. 30, 2001
18	Lynn	Sept. 1, 1998	Nov. 15, 1998

CONSECUTIVE HOME WINS

(Includes conference and NCAA tournaments)

No.	Team	From	To
32	Cal St. Los Angeles	1982	1986
31	Southern Conn. St.	Oct. 30, 1994	Oct. 15, 1997



Tusculum Sports Information

In 2002, Tusculum's Paul Hopkins earned the Annual Champion awards for Points per Game and Goals per Game. In his sophomore season, Hopkins scored 69 points.

No.	Team	From	To
24	Southern N.H.	Sept. 2, 1988	Sept. 17, 1990
22	Lynn	Oct. 6, 2000	current
20	Seattle Pacific	Sept. 30, 1993	Oct. 22, 1994
20	Southern Conn. St.	Sept. 3, 1990	Oct. 23, 1991
19	Catawba	Oct. 16, 1989	Oct. 3, 1991
18	Wis.-Parkside	1996	1998
18	Cal St. Bakersfield	Sept. 30, 1995	Oct. 2, 1996
17	S.C.-Spartanburg	Oct. 4, 1997	Dec. 3, 1998
16	East Stroudsburg	Sept. 14, 1994	Sept. 8, 1996
15	Southern Conn. St.	Oct. 7, 1998	Sept. 1, 2000
15	Franklin Pierce	Oct. 12, 1994	Nov. 20, 1995
15	Florida Int'l	1981	1983
14	West Va. Wesleyan	Oct. 3, 1995	Oct. 26, 1996
14	Seattle Pacific	Sept. 9, 1987	Nov. 2, 1988

CONSECUTIVE CONFERENCE WINS

(Includes conference tournaments)

No.	Team	From	To
33	Mercyhurst	Oct. 23, 1996	Nov. 9, 2002
27	Cal St. Dom. Hills	Oct. 30, 1999	Oct. 18, 2002
22	S.C.-Spartanburg	1997	Oct. 16, 1999
21	Southern Conn. St.	Oct. 29, 1997	Sept. 17, 2000
21	Southern Ind.	Sept. 24, 1989	Sept. 25, 1991
18	Lewis	Sept. 20, 1996	Oct. 4, 1997
16	Southampton	Oct. 28, 1998	Oct. 24, 2000
16	Southern Conn. St.	Oct. 3, 1992	Sept. 13, 1994
15	Cal St. Bakersfield	Oct. 22, 1994	Oct. 5, 1996
15	East Stroudsburg	Nov. 3, 1993	Sept. 30, 1995
15	Cal St. Los Angeles	Sept. 29, 1982	Oct. 17, 1983
14	East Stroudsburg	Oct. 17, 1984	Oct. 25, 1986
13	Fort Lewis	Sept. 14, 1997	Sept. 13, 1998
13	Southern Conn. St.	Sept. 24, 1982	Oct. 27, 1984
11	Lynn	Oct. 25, 1997	Nov. 7, 1998
11	Southampton	Oct. 28, 1998	Oct. 31, 1999
11	Fort Lewis	Oct. 18, 1998	Sept. 24, 1999
11	Fort Lewis	Sept. 14, 1997	Sept. 13, 1998
11	Merrimack	Oct. 21, 1995	Oct. 17, 1996
11	Truman	Nov. 5, 1994	Oct. 9, 1997
11	Franklin Pierce	Oct. 8, 1994	Oct. 18, 1995

CONSECUTIVE CONFERENCE GAMES UNBEATEN

(Includes conference tournaments)

No.	Team	From	To
46	Southern Conn. St.	Oct. 10, 1995	Oct. 4, 2000
36	Mercyhurst	Sept. 8, 1996	Nov. 9, 2002
32	Cal St. Los Angeles	Sept. 22, 1982	Oct. 31, 1984
29	Southern Ind.	Sept. 24, 1989	Nov. 2, 1991
27	Cal St. Dom. Hills	Oct. 30, 1999	Oct. 18, 2002
27	Southern Conn. St.	Oct. 26, 1991	Sept. 27, 1995
24	Southampton	Oct. 28, 1998	Oct. 4, 2002
24	Lewis	Sept. 20, 1996	Nov. 1, 1997
22	S.C.-Spartanburg	1997	Oct. 16, 1999
22	West Va. Wesleyan	Sept. 13, 1995	Oct. 29, 1997
19	Lynn	Oct. 25, 1997	Sept. 14, 2000
19	Truman	Oct. 9, 1988	Oct. 11, 1997
17	Cal St. Bakersfield	Oct. 22, 1994	Oct. 12, 1996
17	Franklin Pierce	Oct. 8, 1994	Sept. 28, 1996
16	Merrimack	Sept. 30, 1995	Oct. 17, 1996

CONSECUTIVE WINNING SEASONS

No.	Team	From	To
32	Seattle Pacific	1971	current
27	Southern Conn. St.	1976	current
24	S.C.-Spartanburg	1979	current
23	Wis.-Parkside	1980	current
21	East Stroudsburg	1981	current
19	Oakland	1980	1998
19	Southern N.H.	1984	current
18	Mercyhurst	1985	current
17	Gannon	1983	1999
15	Florida Int'l	1972	1986
15	Cal St. Chico	1968	1982
15	Presbyterian	1986	2000
15	Franklin Pierce	1988	current

SEASON WINS

No.	Team	Year
23	Cal St. Dom. Hills	2000
23	S.C.-Spartanburg	1998
22	Southern Conn. St.	1990
22	Southern N.H.	1989
22	Southern N.H.	1988

No.	Team	Year
22	Alabama A&M	1979
21	Charleston (W.Va.)	1999
21	Southern Conn. St.	1997
21	Southern Conn. St.	1995
21	Southern Conn. St.	1992
21	Catawba	1990
21	Lock Haven	1980
21	Loyola (Md.)	1976
20	Sonoma St.	2002
20	Southern N.H.	2002
20	Lewis	2001
20	Cal St. Dom. Hills	2001
20	Wheeling Jesuit	2000
20	Southern Conn. St.	1999
20	Southern Conn. St.	1998
20	Cal St. Bakersfield	1997
20	S.C.-Spartanburg	1997
20	Southern N.H.	1992
20	Catawba	1991
20	Gannon	1985
20	Seattle Pacific	1985
20	Cal St. Los Angeles	1981

CONSECUTIVE SHUTOUTS

No.	Team	From	To
12	Wis.-Parkside	1989	1989
10	Southern Conn. St.	Sept. 25, 1999	Nov. 14, 1999
10	Lewis	Sept. 20, 1996	Oct. 20, 1996
10	Seattle Pacific	Sept. 27, 1991	Nov. 1, 1991
9	Lynn	Sept. 26, 2001	Oct. 31, 2001
8	Lynn	Sept. 23, 1998	Oct. 21, 1998
8	Southern N.H.	Oct. 18, 2000	Nov. 12, 2000
8	Southern Conn. St.	Sept. 18, 1996	Oct. 12, 1996
8	Southern Conn. St.	Oct. 12, 1994	Nov. 2, 1994
8	Wis.-Parkside	1994	1994
8	Southern Conn. St.	Oct. 14, 1985	Nov. 5, 1985
7	Southern N.H.	Oct. 10, 1999	Oct. 30, 1999
7	Fort Lewis	Aug. 27, 1999	Sept. 24, 1999
7	Fort Lewis	Oct. 18, 1998	Nov. 8, 1998
7	Oakland	Oct. 30, 1996	Dec. 6, 1996
7	Southern N.H.	Oct. 7, 1995	Oct. 30, 1995
7	Cal St. Bakersfield	Oct. 4, 1995	Oct. 25, 1995
7	S.C.-Spartanburg	Oct. 11, 1991	Nov. 1, 1991
7	Gannon	Oct. 7, 1990	Oct. 31, 1990
7	Mo.-St. Louis	1983	1983
7	Seattle Pacific	Sept. 20, 1980	Oct. 11, 1980
7	Cal St. Chico	Sept. 15, 1978	Sept. 23, 1978

MOST IMPROVED

Team	Year	W-L-T	Next Year	W-L-T	Improvement
Cal St. Dom. Hills	1999	12-9-0	2000	23-1-1	9.5
Cal St. Bakersfield	1993	5-13-2	1994	14-3-4	9.5
Cal St. Bakersfield	1987	4-16-1	1988	13-6-1	9.5
UC Davis	1998	8-13-0	1999	16-3-2	9.0
New York Tech	2000	3-14-2	2001	11-5-1	8.5
UNC Pembroke	2000	2-16-0	2001	10-7-1	8.5
Lincoln Memorial	1991	2-15-0	1992	12-8-0	8.5
Gannon	1982	7-10-0	1983	17-3-0	8.5
Bridgeport	2000	4-12-1	2001	13-5-2	8.0
Cal St. San B'dino	2000	1-18-1	2001	9-10-1	8.0
Westminster (Pa)	1999	5-11-2	2000	14-4-1	8.0
Grand Canyon	1997	7-12-1	1998	17-6-1	8.0
Lewis	1991	3-15-1	1992	12-8-1	8.0
Dist. Columbia	2000	7-8-0	2001	15-1-2	7.5
Concord	1999	4-14-0	2000	13-8-0	7.5
Queens (N.C.)	1998	8-9-1	1999	18-4-0	7.5
Stony Brook	1997	0-17-1	1998	8-10-0	7.5
Cal St. Los Angeles	1991	9-10-0	1992	16-2-3	7.5
Southern Conn. St.	1989	14-7-1	1990	22-0-1	7.5
Mercyhurst	1984	5-11-1	1985	13-4-1	7.5

Annual Champions

SCORING OFFENSE

Season	Team	G	GO	Avg.
1998	Dowling	18	72	4.00
1999	Charleston (W.Va.)	23	112	4.87
2000	Wheeling Jesuit	22	102	4.64
2001	Christian Bros.	18	80	4.44
2002	East Stroudsburg	21	97	4.62

TEAM GOALS AGAINST AVERAGE

Season	Player, Team	G	Min.	GA	GAA
1998	Lynn	19	1,762	7	0.36
1999	Southern Conn. St.	20	1,885	8	0.38
2000	Wis.-Parkside	22	2,002	6	0.27
2001	Dowling	19	1,855	9	0.44
2002	Lynn	17	1,533	9	0.53

SHUTOUT PERCENTAGE

Season	Team	G	SO	Avg.
1998	Lynn	19	13	.684
1999	Southern Conn. St.	20	15	.750
2000	Wis.-Parkside	22	17	.773
2001	Lynn	19	13	.684
2002	Tusculum	21	13	.619

WINNING PERCENTAGE

Season	Team	W	L	T	Pct.
1998	S.C.-Spartanburg	23	1	0	.958
1999	Southern Conn. St.	20	0	0	1.000
2000	Cal St. Dom. Hills	23	1	1	.940
2001	Lewis	20	1	0	.952
	Tampa	19	0	2	.952
2002	Lynn	16	1	0	.941

MOST IMPROVED

Season	Team	From	To	Improved
1999	UC Davis	8-13-0	16-3-2	9.0
2000	Cal St. Dom. Hills	12-9-0	23-1-1	9.5
2001	New York Tech	3-14-2	11-5-1	8.5
	UNC Pembroke	2-16-0	10-7-1	8.5
2002	Shepherd	2-15-2	12-9-0	8.0
	Rockhurst	6-10-2	15-3-0	8.0

2002 Most Improved

School	2001	2002	\$Games Improved
Rockhurst	6-10-2	15-3-0	8.0
Shepherd	2-15-2	12-9-0	8.0
Northwood	3-13-0	10-5-2	7.5
Anderson (S.C.)	2-17-0	8-10-1	6.5
Tusculum	9-7-1	17-3-1	6.0
Cal Poly Pomona	3-15-0	8-9-1	5.5
Cal St. Bakersfield	12-9-0	18-4-0	5.5
Francis Marion	7-8-3	15-5-0	5.5
Incarinate Word	12-8-1	16-1-3	5.5
Millersville	9-9-0	14-3-3	5.5
Sonoma St.	12-7-1	20-4-0	5.5
West Chester	9-10-0	14-5-3	5.0
Western Wash.	10-9-1	15-4-1	5.0
Lincoln Memorial	2-18-0	6-13-1	4.5
Southern Ind.	6-10-0	13-8-0	4.5
UC San Diego	6-9-1	11-6-0	4.0
Central Ark.	13-6-0	17-2-2	4.0
New Hamp. Col.	13-4-1	20-3-2	4.0
St. Mary's (Tex.)	9-10-0	12-5-3	4.0
Mo.-St. Louis	5-10-2	9-7-1	3.5
New Haven	4-14-1	8-11-0	3.5
St. Edward's	3-15-1	6-11-2	3.5

\$To determine games improved, add the difference in victories between the two seasons to the difference in losses, then divide by two; ties not counted. Includes postseason.

Final Coaches' Polls

NOTE: Poll conducted by the Intercollegiate Soccer Coaches Association of America (ISAA) from 1980-95. The National Soccer Coaches Association of America assumed responsibility in 1996.

1980

1. Lock Haven
2. Florida Int'l
3. Cal St. Chico
4. Southern Conn. St.
5. Mo.-St. Louis
6. Hartford
7. Seattle Pacific
8. Marist
9. Tampa
10. Dist. Columbia

1981

1. Cal St. Los Angeles
2. Tampa
3. Cheyney
4. Mo.-St. Louis
5. Southern Conn. St.
6. Seattle Pacific
7. West Va. Wesleyan
8. Cal St. Chico
9. New Haven
10. Hartford

1982

1. Southern Conn. St.
2. Florida Int'l
3. Oakland
4. Mo.-St. Louis
5. Tampa
6. West Va. Wesleyan
7. Southern Ind.
8. Cal St. Dom. Hills
9. Indiana (Pa.)
10. Dowling

1983

1. Florida Int'l
2. Southern Conn. St.
3. Tampa
4. Seattle Pacific
5. Oakland
6. Lock Haven
7. Davis & Elkins
8. Mo.-St. Louis
9. New Haven
10. Cal St. Hayward

1984

1. Tampa
2. Davis & Elkins
3. Mo.-St. Louis
4. Oakland
5. Seattle Pacific
6. Florida Int'l
7. New Haven
8. Lock Haven
9. Cal St. Northridge
10. Bridgeport
11. Wright St.
12. Midwestern St.
13. Indiana (Pa.)
14. Southern Conn. St.
15. New York Tech
16. Cal St. Los Angeles
17. Gannon
18. Longwood
19. Rollins
20. Randolph-Macon

1985

1. Southern Conn. St.
2. Gannon
3. Seattle Pacific
4. Florida Int'l
5. New York Tech
6. Cal St. Northridge
7. Davis & Elkins
8. East Stroudsburg
9. Keene St.
10. Mo.-St. Louis
11. St. Thomas (Minn.)
12. Chapman
13. Oakland
14. Liberty
15. Barry
16. Bridgeport
17. Southern N.H.
18. Cal St. Chico
19. New Haven
20. Longwood

1986

1. Cal St. Northridge
2. Davis & Elkins
3. Bridgeport
4. Gannon
5. Tampa
6. Southern N.H.
7. Seattle Pacific
8. Lock Haven
9. Southern Conn. St.
10. Oakland
11. Cal St. Hayward
12. New York Tech
13. East Stroudsburg
14. Florida Int'l
15. Longwood
16. UC Davis
17. Mo.-St. Louis
18. Mercy
19. Cal St. Chico
20. C.W. Post

1987

1. Cal St. Northridge
2. Tampa
3. Mo.-St. Louis
4. Southern N.H.
5. Seattle Pacific
6. Southern Conn. St.
7. East Stroudsburg
8. Florida Tech
9. Oakland
10. Cal St. Hayward
11. C.W. Post
12. Lock Haven
13. Longwood
14. Keene St.
15. Cal Poly
16. Truman
17. Mt. St. Mary's
18. Sacramento St.
19. Bridgeport
20. Shippensburg

1988

1. Southern N.H.
2. Oakland
3. Seattle Pacific
4. Southern Conn. St.
5. Florida Tech

6. Mo.-St. Louis
7. Cal St. Hayward
8. Bridgeport
9. Lock Haven
10. Tampa
11. Gannon
12. Cal St. Northridge
13. UNC Greensboro
14. Keene St.
15. Cal St. Dom. Hills
16. Lewis
17. Longwood
18. New York Tech
19. Sacramento St.
20. C.W. Post

1989

- T1. Southern N.H.
- T1. UNC Greensboro
3. Gannon
4. Florida Tech
5. Cal St. Northridge
6. East Stroudsburg
7. Mercy
8. Tampa
9. Cal Poly
10. Oakland
11. Springfield
12. Cal St. Hayward
13. Southern Conn. St.
14. Mo.-St. Louis
15. Cal St. Bakersfield
16. Franklin Pierce
- T17. Truman
- T17. Humboldt St.
- T19. Fla. Atlantic
- T19. Cal St. Chico

1990

1. Southern Conn. St.
2. Seattle Pacific
3. Gannon
4. UNC Greensboro
5. Oakland
6. Bridgeport
7. Tampa
8. Cal St. Bakersfield
9. Florida Tech
10. Truman
11. Sonoma St.
12. Buffalo St.
13. Mo.-St. Louis
14. C. W. Post
15. Cal Poly
16. Lock Haven
17. Southern N.H.
18. Barry
19. Southern Ind.
20. Sacred Heart

1991

1. Florida Tech
2. Mo.-St. Louis
3. Seattle Pacific
4. Franklin Pierce
5. Tampa
6. Keene St.
7. Sonoma St.
8. Oakland
9. S.C.-Spartanburg
10. Bridgeport
11. Cal St. San B'dino
12. Wis.-Parkside
13. Southern Conn. St.
14. Cal Poly
15. Truman
16. Southern N.H.
17. Queens (N.C.)
18. Gannon
19. UC Davis
20. Bentley

1992

1. Southern Conn. St.
2. Florida Tech
3. Grand Canyon
4. Cal St. Los Angeles
5. S.C.-Spartanburg
6. Oakland
7. Southern N.H.
8. Seattle Pacific
9. Lock Haven
10. Tampa
11. Franklin Pierce
12. Gannon
13. Cal St. Bakersfield
14. Wis.-Parkside
15. Barry
16. C.W. Post
17. Sacred Heart
18. Denver
19. Augusta St.
20. East Stroudsburg

1993

1. Florida Tech
2. Southern Conn. St.
3. Seattle Pacific
4. Gannon
5. Tampa
6. Sonoma St.
7. Oakland
8. Franklin Pierce
9. S.C.-Spartanburg
10. C.W. Post
11. Truman
12. Cal Poly
13. Southern N.H.
14. Lander
15. Wis.-Parkside
16. Cal St. San B'dino
17. Rollins
18. Lock Haven
19. Bentley
20. Regis (Colo.)

1994

1. Southern Conn. St.
2. S.C.-Spartanburg
3. Wis.-Parkside
4. Cal St. Bakersfield
5. Seattle Pacific
6. Tampa
7. Franklin Pierce
8. Oakland
9. C.W. Post
10. Cal St. Los Angeles
11. East Stroudsburg
12. Florida Tech
13. Southern N.H.
14. Rollins
15. Grand Canyon
16. Mercyhurst
17. Lock Haven
18. Lander
19. West Tex. A&M
20. Le Moyne

1995

1. Tampa
2. Franklin Pierce
3. Cal St. Bakersfield
4. Truman
5. Southern Conn. St.
6. S.C.-Spartanburg
7. East Stroudsburg
8. Seattle Pacific
9. Southern N.H.
10. Presbyterian
11. Grand Canyon

12. Mercyhurst
13. Lander
14. West Tex. A&M
15. Dowling
16. Gannon
17. Rollins
18. Le Moyne
19. Sonoma St.
20. Lock Haven
21. Queens (N.C.)
22. Keene St.
23. Oakland
24. Colorado Mines
25. St. Leo

1996

1. Grand Canyon
2. Oakland
3. Southern Conn. St.
4. Lynn
5. Tampa
6. Seattle Pacific
7. Mercyhurst
8. Dowling
9. Cal St. Bakersfield
10. Lander
11. West Va. Wesleyan
12. Franklin Pierce
13. West Tex. A&M
14. Southern N.H.
15. Sonoma St.
16. Charleston (W.Va.)
17. New Haven
18. Lock Haven
19. East Stroudsburg
20. St. Leo

1997

1. Cal St. Bakersfield
2. Lynn
3. Southern Conn. St.
4. Truman
5. S.C.-Spartanburg
6. Southern N.H.
7. West Va. Wesleyan
8. Seattle Pacific
9. Franklin Pierce
10. Tampa
11. SIU Edwardsville
12. Ala.-Huntsville
13. West Tex. A&M
14. East-Stroudsburg
15. Fort Lewis
16. Dowling
17. Lock Haven
18. Cal Poly Pomona
19. C.W. Post
20. Mercyhurst
21. Lander
22. St. Leo
23. Wis.-Parkside
24. Southampton
25. Cal St. Dom. Hills

1998

1. Southern Conn. St.
2. S.C.-Spartanburg
3. Mercyhurst
4. Seattle Pacific
5. Lynn
6. Southern N.H.
7. Truman
8. Grand Canyon
9. West Fla.
10. East Stroudsburg
11. Franklin Pierce
12. Barry
13. Quincy

14. Cal Poly Pomona
15. Dowling
16. Fort Lewis
17. Tampa
18. Cal St. Chico
19. Southampton
20. Augusta St.
21. St. Anselm
22. Rockhurst
23. Mars Hill
24. Gannon
25. Cal St. Dom. Hills

1999

1. Southern Conn. St.
2. Fort Lewis
3. Charleston (W.Va.)
4. Barry
5. Southampton
6. UC Davis
7. Queens (N.C.)
8. IPFW
9. Lynn
10. Wingate
11. Seattle Pacific
12. Truman
13. Southern N.H.
14. St. Edward's
15. West Va. Wesleyan
16. East Stroudsburg
17. Grand Canyon
18. St. Anselm
19. Southern Colo.
20. Francis Marion
21. Rollins
22. Mercyhurst
23. Concordia (N.Y.)
24. Lewis
25. S.C.-Spartanburg
- T25. Dowling

2000

1. Cal St. Dom. Hills
2. Barry
3. East Stroudsburg
4. Lewis
5. Wheeling Jesuit
6. Francis Marion
7. Southern N.H.
8. West Tex. A&M
9. Dowling
10. Wis.-Parkside
11. Metro St.
12. St. Anselm
13. Seattle Pacific
14. Clayton St.
15. Mercyhurst
16. Christian Bros.
17. Southern Conn. St.
18. Lynn
19. Southampton
20. Lander
21. Truman
22. Sonoma St.
23. West Va. Wesleyan
24. Fort Lewis
- T25. Tampa
- T25. C.W. Post

2001

1. Tampa
2. Cal St. Dom. Hills
3. Dowling
4. SIU Edwardsville
5. Southern Conn. St.
6. Lander
7. West Tex. A&M
8. Ashland
9. Lynn

10. Lewis
11. Mercyhurst
12. Fort Lewis
13. Clayton St.
14. St. Anselm
15. East Stroudsburg
16. Cal St. Bakersfield
17. Barry
18. S.C.-Spartanburg
19. Southern N.H.
20. West Va. Wesleyan
21. Wis.-Parkside
22. UC Davis
23. Bridgeport

24. Regis (Colo.)
25. West Fla.

2002

1. Sonoma St.
2. Southern N.H.
3. Central Ark.
4. Mercyhurst
5. S.C.-Spartanburg
6. East Stroudsburg
7. Midwestern St.
8. Rockhurst
9. Barry
10. Southern Conn. St.
11. Cal St. Dom. Hills

12. Incarnate Word
13. Lewis
14. Lynn
15. West Chester
16. Dist. Of Columbia
17. Queens (N.C.)
18. West Va. Wesleyan
19. Colo. Mines
20. Cal St. Bakersfield
21. Mass.-Lowell
22. Lees-McRae
23. Truman St.
24. Dowling
25. Wingate

Division III Men's Records

Individual Records	34
Team Records	40
Polls	44



Individual Records

Official NCAA Division III men's soccer records began with the 1974 season and are based on information submitted to the NCAA statistics service by institutions participating in the statistics rankings. Career records of players include only those years in which they competed in Division III. Annual champions started in the 1998 season, which was the first year the NCAA compiled weekly leaders. In statistical rankings, the rounding of percentages and/or averages may indicate ties where none exist. In these cases, the numerical order of the rankings is accurate.

Scoring

POINTS

Game

20—Marc Tirikian, Kalamazoo vs. Olivet, Sept. 28, 1985

Season

96—Jim Jianette, Wis.-Platteville, 1983 (18 games)

Career

258—Tony Crescitelli, Mass. Liberal Arts, 1975-78 (62 games)

POINTS PER GAME

Season

5.33—Jim Jianette, Wis.-Platteville, 1983 (96 in 18 games)

Career (Min. 100 points)

4.49—Jim Jianette, Wis.-Platteville, 1982-84 (247 in 55 games)

GOALS

Game

10—Marc Tirikian, Kalamazoo vs. Olivet, Sept. 28, 1985

Season

41—Jim Jianette, Wis.-Platteville, 1983 (18 games)

Career

123—Tony Crescitelli, Mass. Liberal Arts, 1975-78 (62 games)

GOALS PER GAME

Season

2.28—Jim Jianette, Wis.-Platteville, 1983 (41 in 18 games)

Career (Min. 40 goals)

1.98—Tony Crescitelli, Mass. Liberal Arts, 1975-78 (123 in 62 games)

ASSISTS

Game

8—Marcos Gonzalez, Ozarks (Ark.) vs. Rhema Bible, Sept. 4, 2001

Season

26—Marcos Gonzalez, Ozarks (Ark.), 2001 (22 games)

Career

62—Arron Lujan, Colorado Col., 1991-94 (84 games)

ASSISTS PER GAME

Season

1.18—Marcos Gonzalez, Ozarks (Ark.), 2001 (26 in 22 games)

Career (Min. 25 assists)

0.86—Ali Goncalves, Westfield St., 1974-76 (66 in 77 games)

Goalkeeping

SAVES

Game

36—Mark Sullivan, Muhlenberg vs. Dickinson, Oct. 11, 1979

Season

308—Matt Arnis, Daniel Webster, 2000 (17 games); David Biddinger, Lake Erie, 2000 (20 games)

Career

897—Zanna Laisu, Roger Williams, 1980-84 (91 games)

SAVES PER GAME

Season

21.64—Chris Adamkiewicz, Rowan, 1976 (303 in 14 games)

Career

12.27—Phil Schneider, Defiance, 1998-2001 (761 in 62 games)

GOALS AGAINST AVERAGE

Season (Min. half of the team's total minutes)

0.15—Dan Welch, Macalester, 1997 (3 GA in 1,749 min.)

Career (Min. 2,500 minutes)

0.35—Peter Simonini, Plymouth St., 1976-79 (24 GA in 6,120 min.)

SOLO SHUTOUTS

Season

18—Joel Wallace, MacMurray, 1991 (25 games)

SOLO SHUTOUTS PER GAME

Season

0.83—Terry Leinendecker, St. John's (Minn.), 1982 (15 in 18 games)

GOALKEEPER MINUTES PLAYED

8,190—Zanna Laisu, Roger Williams, 1980-84

40 GOALS AND 40 ASSISTS

Career

7 players (most recent: Todd Ancelet, Luther, 1994-97)

Miscellaneous

FASTEST GOAL FROM START OF GAME

:04—Stuart Hulke, Roger Williams vs. Johnson & Wales, Sept. 14, 1999

FASTEST CONSECUTIVE GOALS BY SAME TEAM

:05—Centre (Mike Weckenbrock and Alex Marsden) vs. Rose Hulman, Sept. 29, 2002

FASTEST CONSECUTIVE GOALS BY OPPOSING TEAMS

:10—Mike Norton, Keene St., then Eric Reed, Wheaton (Mass.), Sept. 9, 2000; Jason Colley, Wheaton (Mass.), then Muhamed El Hussani, Rivier Oct. 2, 2002

CONSECUTIVE GAMES WITH AT LEAST ONE GOAL

15—Matthew Doran, Johns Hopkins, Sept. 2, 2000, to Nov. 1, 2000; Tim Trava, St. Joseph's (L.I.), Sept. 14, 2002 to Nov. 2, 2002

CONSECUTIVE SHUTOUT MINUTES

1,110:00—Terry Leinendecker, St. John's (Minn.), Sept. 18, 1982, to Nov. 10, 1982

Game

POINTS

No.	Player, Team vs. Opponent	Date
20	Marc Tirikian, Kalamazoo vs. Olivet	Sept. 28, 1985
18	Mark Phillips, Kenyon vs. Case Reserve	1994
18	Mike Hobin, Loras vs. Clarke	1989
16	Charlie Keskinidis, Mass.-Boston vs. Suffolk	1989
16	Jim Jianette, Wis.-Platteville vs. Knox	Sept. 24, 1983
15	Mike Rudney, Buffalo St. vs. Medaille	Oct. 5, 1999
15	Pedro Rodriguez, MacMurray vs. Park	Oct. 6, 1992
15	John Ploeger, Capital vs. Ashland	Oct. 17, 1979
14	Jordan Babic, Utica/Rome vs. Medaille	Sept. 11, 1999
14	Dan Browdie, Lawrence vs. Lakeland	Sept. 15, 1984
14	Tom Strutt, Buffalo St. vs. Daemen	1980
14	Mike Lilly, St. John's (Minn.) vs. St. Mary's (Minn.)	1976
13	Ryan Olsen, St. Mary's (Md.) vs. Chowan	Oct. 10, 2001
13	Danny Almond, Emory & Henry vs. Johnson Bible	Sept. 18, 2001
13	Joe Gohr, Neb. Wesleyan vs. Upper Iowa	Sept. 1, 2001
13	Hernan Maldonado, Richard Stockton vs. Bloomfield	Oct. 22, 1986
13	Mike Ault, Bethany (W.Va.) vs. Wash. & Jeff.	Sept. 22, 1984
13	Bill Ensslen, Elizabethtown vs. Wilkes	Nov. 6, 1976

GOALS

No.	Player, Team vs. Opponent	Date
10	Marc Tirikian, Kalamazoo vs. Olivet	Sept. 28, 1985
9	Mark Phillips, Kenyon vs. Case Reserve	1994
9	Mike Hobin, Loras vs. Clarke	1989
8	Jim Jianette, Wis.-Platteville vs. Knox	Sept. 24, 1983
7	Mike Rudney, Buffalo St. vs. Medaille	Oct. 5, 1999

No.	Player, Team vs. Opponent	Date
7	Charlie Keskinidis, Mass.-Boston vs. Suffolk	1989
7	Mike Lilly, St. John's (Minn.) vs. St. Mary's (Minn.)	1976
6	Joe Gohr, Neb. Wesleyan vs. Upper Iowa	Sept. 1, 2001
6	Pascal Damkam, Maryville (Mo.) vs. Blackburn	Sept. 21, 1992
6	Tim Riggs, DeSales vs. Penn St.-Harrisburg	Oct. 12, 1988
6	Mark Goncalves, Westfield St. vs. Framingham St.	1986
6	Tom Visosky, Juniata vs. Pitt.-Bradford	Oct. 24, 1984
6	Dan Browdie, Lawrence vs. Lakeland	Sept. 15, 1984
6	John Ploeger, Capital vs. Ashland	Oct. 17, 1979
6	Rich DeLeo, DeSales vs. United Wesleyan	Sept. 26, 1978
6	Joe Scimeca, Wm. Paterson vs. Richard Stockton	1977

ASSISTS

No.	Player, Team vs. Opponent	Date
8	Marcos Gonzalez, Ozarks (Ark.) vs. Rhema Bible	Sept. 4, 2001
7	Danny Almond, Emory & Henry vs. Johnson Bible	Sept. 18, 2001
7	Brian Flaherty, Loras vs. Clarke	1989
6	Danny Almond, Emory & Henry vs. Fisk	Sept. 1, 2001
6	Tom Strutt, Buffalo St. vs. Daemen	1980
5	Mike Weckenbrock, Centre vs. Oglethorpe	Sept. 20, 2002
5	Rob Higginbotham, Pitt.-Bradford vs. D'Youville	Sept. 15, 2002
5	Teddy Wohlgemuth, Greensboro vs. Chowan	Oct. 27, 2001
5	Jon Wieland, Frostburg St. vs. Wash. & Jeff.	Oct. 17, 2001
5	Alun Oliver, St. Mary's (Md.) vs. Chowan	Oct. 10, 2001
5	Vince Nardello, Rowan vs. Swarthmore	Sept. 11, 1999
5	Marcos Gonzalez, Ozarks (Ark.) vs. Hendrix	Sept. 30, 1998
5	Mark Berman, Coe vs. Upper Iowa	Oct. 3, 1998
5	Adam Grossman, Wm. Paterson vs. Wilkes	1996
5	Pascal Damkam, Maryville (Mo.) vs. Westminster (Mo.)	Oct. 24, 1992

No.	Player, Team vs. Opponent	Date
5	Wyatt Storm, Principia vs. Westminster (Mo.)	Oct. 24, 1992
5	Tommy Walthall, Mary Washington vs. Gallaudet	Oct. 14, 1992
5	Pedro Rodriguez, MacMurray vs. Park	Oct. 6, 1992
5	Corey Linder, Wilmington (Ohio) vs. Defiance	1992
5	Joe Hartman, Goucher vs. Arcadia	Oct. 26, 1991
5	Hernan Maldonado, Richard Stockton vs. Ramapo	Oct. 18, 1986
5	Tim McClements, Wheaton (Ill.) vs. Aurora	Oct. 6, 1986
5	Kosmas Mouratidis, Bethany (W.Va.) vs. Wash. & Jeff.	Sept. 22, 1984
5	Bill Ensslen, Elizabethtown vs. Wilkes	Nov. 6, 1976
5	Bob Mosenge, Lake Forest vs. Ripon	Nov. 4, 1974

SAVES

No.	Player, Team vs. Opponent	Date
36	Mark Sullivan, Muhlenberg vs. Dickinson	Oct. 11, 1979
35	Jason Berkowitz, Gwynedd-Mercy vs. Rutgers-Camden	Oct. 7, 2000
35	Albert Stroble, Marywood vs. King's (Pa.)	Sept. 29, 1998
33	Derrick Lyngholm, Bethel (Minn.) vs. Wheaton (Ill.)	Nov. 7, 1998
32	Jason Jakubec, Lake Erie vs. Penn St.-Behrend	Oct. 18, 2000
31	Shawn Beldue, Keuka vs. Elmira	Oct. 3, 1998
31	Jim Sweeney, Albright vs. Susquehanna	Oct. 14, 1994
30	Dave Biddinger, Lake Erie vs. Hiram	Oct. 8, 2000
30	Brad Cordrey, Salisbury vs. Rowan	1975
29	Luis Silva, Concordia-Austin vs. East Tex. Baptist	Sept. 9, 2000
28	Mike Lathrop, Cazenovia vs. Barton	Oct. 10, 1999
28	Albert Stroble, Marywood vs. Misericordia	Oct. 22, 1998
28	Albert Stroble, Marywood vs. Wesley	Sept. 9, 1998
28	Marc Lyons, Nichols vs. MIT	1986
27	Mike Lathrop, Cazenovia vs. Alfred	Oct. 1, 1999

Season

POINTS PER GAME

Player, Team	Year	Games	Points	Avg.
Jim Jianette, Wis.-Platteville	1983	18	96	5.33
John Ploeger, Capital	1979	14	71	5.07
Fabio Miranda, CCNY	1993	17	75	4.41
Savvas Kyriakidis, Hunter	1987	15	66	4.40
Elliot Hooper, Mount Union	1974	13	54	4.15
Larry Shelhammer, Gust. Adolphus	1975	15	62	4.13
Jim Jianette, Wis.-Platteville	1982	18	74	4.11
Jim Jianette, Wis.-Platteville	1984	19	77	4.05
Joey Barone, Calvin	1991	22	85	3.86
Robert Gomes, Elms	2000	15	57	3.80
Ryan Olsen, St. Mary's (Md.)	2001	19	72	3.79
Ilya Yermolenko, Baruch	1999	12	45	3.75
John Ioannu, Montclair St.	1983	16	58	3.63
Alex Blake, Williams	2001	17	61	3.59
Joey Kim, Haverford	1992	17	61	3.59
Patrick Laurent, Eastern	1998	21	75	3.57
Adriano dos Santos, Elms	2001	16	57	3.56
Ilya Yermolenko, Baruch	1998	12	42	3.50
Ken Potts, St. John's (Minn.)	1974	16	56	3.50
Steve Clark, Plymouth St.	1982	19	65	3.42

POINTS

Player, Team	Year	Games	Goals	Assists	Points
Jim Jianette, Wis.-Platteville	1983	18	41	14	96
Joey Barone, Calvin	1991	22	34	17	85
Jim Jianette, Wis.-Platteville	1984	19	32	13	77
Patrick Laurent, Eastern	1998	21	32	11	75
Fabio Miranda, CCNY	1993	17	27	21	75
Tim Trava, St. Joseph's (L.I.)	2002	22	32	10	74
Jim Jianette, Wis.-Platteville	1982	18	32	10	74
Ryan Olsen, St. Mary's (Md.)	2001	19	32	8	72
John Ploeger, Capital	1979	14	30	11	71
Tom DeGeorge, Arcadia	2001	22	26	17	69
Doug Edwards, Scranton	1990	22	27	13	67
Marcos Gonzalez, Ozarks (Ark.)	2001	22	20	26	66
Dan Morlan, Colorado Col.	1997	21	27	12	66
Savvas Kyriakidis, Hunter	1987	15	27	12	66
Arron Lujan, Colorado Col.	1992	22	25	15	65
Eric Brown, Wheaton (Ill.)	1998	22	24	17	65
Steve Clark, Plymouth St.	1982	19	28	9	65
Matt Bills, Messiah	2002	26	29	6	64
Stuart Hulke, Roger Williams	1998	20	29	6	64
Dave Rosenberger, Luther	1992	20	28	8	64

GOALS PER GAME

Player, Team	Year	Games	Goals	Avg.
Jim Jianette, Wis.-Platteville	1983	18	41	2.28
John Ploeger, Capital	1979	14	30	2.14
Savvas Kyriakidis, Hunter	1987	15	27	1.80

Player, Team	Year	Games	Goals	Avg.
Jim Jianette, Wis.-Platteville	1982	18	32	1.78
Ryan Olsen, St. Mary's (Md.)	2001	19	32	1.68
Jim Jianette, Wis.-Platteville	1984	19	32	1.68
Goskel Ergene, Bard	2001	13	21	1.62
Larry Shelhammer, Gust. Adolphus	1975	15	24	1.60
Fabio Miranda, CCNY	1993	17	27	1.59
Ilya Yermolenko, Baruch	1999	12	19	1.58
Ilya Yermolenko, Baruch	1998	12	19	1.58
John Ioannu, Montclair St.	1983	16	25	1.56
Joey Barone, Calvin	1991	22	34	1.55
Elliot Hooper, Mount Union	1974	13	20	1.54
Robert Gomes, Elms	2000	15	23	1.53
Alex Blake, Williams	2001	17	26	1.53
Patrick Laurent, Eastern	1998	21	32	1.52
Jason Ross, Augustana (Ill.)	2002	20	30	1.50
Adriano dos Santos, Elms	2001	16	24	1.50
Mike Schweinert, Wis.-Platteville	2001	19	28	1.47
Steve Clark, Plymouth St.	1982	19	28	1.47

GOALS

Player, Team	Year	Games	Goals
Jim Jianette, Wis.-Platteville	1983	18	41
Joey Barone, Calvin	1991	22	34
Tim Trava, St. Joseph's (L.I.)	2002	22	32
Ryan Olsen, St. Mary's (Md.)	2001	19	32
Patrick Laurent, Eastern	1998	21	32
Jim Jianette, Wis.-Platteville	1984	19	32
Jim Jianette, Wis.-Platteville	1982	18	32
Jason Ross, Augustana (Ill.)	2002	20	30
John Ploeger, Capital	1979	14	30
Matt Bills, Messiah	2002	26	29
Stuart Hulke, Roger Williams	1998	20	29
Mike Schweinert, Wis.-Platteville	2001	19	28
Dave Rosenberger, Luther	1992	20	28
Steve Clark, Plymouth St.	1982	19	28
Matthew Doran, Johns Hopkins	2000	19	27
Dan Morlan, Colorado Col.	1997	21	27
Fabio Miranda, CCNY	1993	17	27
Will Lukow, Oglethorpe	1992	19	27
Doug Edwards, Scranton	1990	24	27
Savvas Kyriakidis, Hunter	1987	15	27

ASSISTS PER GAME

Player, Team	Year	Games	Assists	Avg.
Fabio Miranda, CCNY	1993	17	21	1.24
Marcos Gonzalez, Ozarks (Ark.)	2001	22	26	1.18
Timmy Kyrkostas, Norwich	2001	22	25	1.14
Ken Potts, St. John's (Minn.)	1974	16	18	1.13
Jeff Valentini, Augustana (Ill.)	1996	18	20	1.11
Milton Medeiros, Plymouth St.	1997	19	21	1.11
Mike Domin, Carthage	1996	19	21	1.11
Pedro Rodriguez, MacMurray	1993	21	23	1.10
Elliot Hooper, Mount Union	1974	13	14	1.08
Josef Powell, Williams	2001	17	18	1.06
Kurt Gaugler, Haverford	1992	17	18	1.06
Craig Dziadowicz, Wis.-Whitewater	1998	20	21	1.05
Tommy Walthall, Mary Washington	1991	21	22	1.05
Troy Edwards, Wheaton (Ill.)	1993	22	23	1.05
Ahmed Mohyeldin, Emory	1998	19	19	1.00
Steve Hemke, Frostburg St.	1997	20	20	1.00
Todd Hasbarger, Concordia-M'head	1997	17	17	1.00
Arron Lujan, Colorado Col.	1993	20	20	1.00
Paul Andrew, Plymouth St.	1993	18	18	1.00
T.R. Bell, Lake Forest	1993	16	16	1.00
Dan DePablos, Luther	1992	20	20	1.00
Jamie Malone, Marietta	1982	14	14	1.00
Ali Goncalves, Westfield St.	1975	20	20	1.00

ASSISTS

Player, Team	Year	Games	Assists
Marcos Gonzalez, Ozarks (Ark.)	2001	22	26
Timmy Kyrkostas, Norwich	2001	22	25
Pedro Rodriguez, MacMurray	1993	21	23
Troy Edwards, Wheaton (Ill.)	1993	22	23
Tommy Walthall, Mary Washington	1991	21	22
Craig Dziadowicz, Wis.-Whitewater	1998	20	21
Milton Medeiros, Plymouth St.	1997	19	21
Mike Domin, Carthage	1996	19	21
Fabio Miranda, CCNY	1993	17	21
Ali Goncalves, Westfield St.	1974	23	21
Steve Hemke, Frostburg St.	1997	20	20
Edward Ferdinand, Bethany (W.Va.)	1997	22	20
Jeff Valentini, Augustana (Ill.)	1996	18	20

Player, Team	Year	Games	Assists
Wayne Street, Ohio Wesleyan.....	1994	21	20
Arron Lujan, Colorado Col.	1993	20	20
Dan DePablos, Luther.....	1992	20	20
Ali Goncalves, Westfield St.	1975	20	20
Brandon Migitsch, Pitt.-Greensburg.....	2002	20	19
Jeff Moore, Richard Stockton.....	2001	27	19
Aerik Williams, Johns Hopkins.....	2000	20	19
Ahmed Mohyeldin, Emory.....	1998	19	19
John Rubineti, Montclair St.....	1990	20	19

SAVES PER GAME

Player, Team	Year	Games	Saves	Avg.
Chris Adamkiewicz, Rowan.....	1976	14	303	21.64
Albert Stroble, Marywood.....	1998	15	285	19.00
Skip Haile, Manhattanville.....	1985	15	279	18.60
Matt Arnts, Daniel Webster.....	2000	17	308	18.12
German Rojas, John Jay.....	2001	12	195	16.25
Luke Windy, William Penn.....	1999	16	255	15.94
Luke Windy, William Penn.....	1996	14	222	15.86
Dave Malefsky, New Jersey City.....	1976	11	174	15.82
David Biddinger, Lake Erie.....	2000	20	308	15.40
Ty Miller, Capital.....	1995	17	256	15.06
Mark Bennett, Wash. & Lee.....	1976	13	192	14.77
Ruddley Emerson, Cazenovia.....	2001	18	264	14.67
Tim Wolters, Hilbert.....	1998	13	188	14.46
Brad Cordrey, Salisbury.....	1975	14	200	14.29
Mike Lathrop, Cazenovia.....	1999	17	241	14.18
John Simon, Trinity (Conn.).....	1981	12	170	14.17
Raymond Donnelly, Maritime (N.Y.).....	2002	11	154	14.00
David Jaros, Wis.-Superior.....	2000	10	140	14.00
Steve Neder, Wis.-Platteville.....	1980	17	238	14.00
Chris Doerr, Albright.....	1993	17	234	13.76

SAVES

Player, Team	Year	Games	Saves
Matt Arnts, Daniel Webster.....	2000	17	308
David Biddinger, Lake Erie.....	2000	20	308
Chris Adamkiewicz, Rowan.....	1976	14	303
Albert Stroble, Marywood.....	1998	15	285
Skip Haile, Manhattanville.....	1985	15	279
Ruddley Emerson, Cazenovia.....	2001	18	264
Ty Miller, Capital.....	1995	17	256
Luke Windy, William Penn.....	1999	16	255
Casey Snyder, Neumann.....	2001	20	253
Mike Lathrop, Cazenovia.....	1999	17	241
Steve Neder, Wis.-Platteville.....	1980	17	238
Jay Magid, Albright.....	2001	18	237
Adam Gawronski, Anna Maria.....	1998	18	235
Chris Doerr, Albright.....	1993	17	234
Matt Mason, St. Joseph's (N.Y.).....	2000	20	233

Player, Team	Year	Games	Saves
Phil Schneider, Defiance.....	1999	18	230
Cris Cornell, Caltech.....	2000	19	229
Kurt Reckamp, Wartburg.....	1996	19	229
Shawn Beldue, Keuka.....	1998	17	225
Luke Windy, William Penn.....	1996	14	222

GOALS AGAINST AVERAGE

Player, Team	Year	GA	Min.	GAA
Dan Welch, Macalester.....	1997	3	1,749	0.15
Dustin Crooker, St. Lawrence.....	2000	3	1,197.8	0.23
Pete Simonini, Plymouth St.....	1978	5	1,710	0.26
Harrison Jacobs, Ohio Wesleyan.....	1994	4	1,338	0.27
Rob Blanck, Williams.....	1988	5	1,602	0.28
Chris Esnes, Rowan.....	1999	6	1,848	0.29
Chris Balducci, Plattsburgh St.....	1992	5	1,512	0.30
Brian Zaks, Roanoke.....	1998	3	899	0.30
Brian Siljander, UC San Diego.....	1988	5	1,462	0.31
Terry Leindecker, St. John's (Minn.).....	1982	5	1,450	0.31
Jay Varrato, Elizabethtown.....	1989	8	2,175	0.33
Rob Bednarik, Drew.....	1985	4	1,080	0.33
Pete Simonini, Plymouth St.....	1977	5	1,350	0.33
Doug Lupton, Whitworth.....	2001	4	1,065	0.34
Marco Giancroce, Elizabethtown.....	1994	6	1,530	0.35
Kevin Ball, Alfred.....	2001	5	1,262	0.36
Adam Heifitz, Ramapo.....	1999	4	978	0.37
Reed Welch, Ohio Wesleyan.....	1991	9	2,192	0.37
Ben Kartzman, Carnegie-Mellon.....	1999	6	1,462	0.37
Josh Rosenblum, Trinity (Tex.).....	2002	5	1,209	0.37

SOLO SHUTOUT PERCENTAGE

Player, Team	Year	Games	Shutouts	Avg.
Terry Leindecker, St. John's (Minn.).....	1982	18	15	0.83
Pete Simonini, Plymouth St.....	1978	19	14	0.74
Jeff Schmid, Otterbein.....	1997	22	16	0.73
Dan Welch, Macalester.....	1997	18	13	0.72
Joel Wallace, MacMurray.....	1991	25	18	0.72
Dave Torgerson, Gust. Adolphus.....	1983	14	10	0.71
Mike Svelha, Salisbury.....	1999	23	16	0.70
Alberto Gomez, UC San Diego.....	1985	23	16	0.70
Pete Mack, Wooster.....	1988	19	13	0.68
Dan Webb, Elizabethtown.....	1993	24	16	0.67
Brian Siljander, UC San Diego.....	1990	21	14	0.67
Rob Blanck, Williams.....	1987	18	12	0.67
Walt Gotrell, Rowan.....	1981	23	15	0.65
Marcus Voss, Hope.....	2001	20	13	0.65
Chris Boyles, Messiah.....	1998	20	13	0.65
Tyler Snow, Claremont-MS.....	1992	20	13	0.65
Tom Hudner, Connecticut Col.....	1993	17	11	0.65
Jonathan Barth, Ohio Wesleyan.....	1999	22	14	0.64
Chris Rasmussen, Plymouth St.....	1983	22	14	0.64
Josh McElroy, Norwich.....	2000	19	12	0.63
Greg Sutton, St. Lawrence.....	1998	19	12	0.63

SOLO SHUTOUTS

Player, Team	Year	Games	Shutouts
Joel Wallace, MacMurray.....	1991	25	18
Mike Svelha, Salisbury.....	1999	23	16
Jeff Schmid, Otterbein.....	1997	22	16
Dan Webb, Elizabethtown.....	1993	24	16
Alberto Gomez, UC San Diego.....	1985	23	16
Reed Welch, Ohio Wesleyan.....	1991	24	15
Terry Leindecker, St. John's (Minn.).....	1982	18	15
Walt Gotrell, Rowan.....	1981	23	15
Jonathan Barth, Ohio Wesleyan.....	1999	22	14
Brian Siljander, UC San Diego.....	1990	21	14
Jay Varrato, Elizabethtown.....	1990	25	14
Kevin Ferrari, Scranton.....	1986	23	14
Chris Rasmussen, Plymouth St.....	1983	22	14
Pete Simonini, Plymouth St.....	1978	19	14
Peter Boyer, Drew.....	2002	24	13
Chris Boyles, Messiah.....	2001	23	13
Marcus Voss, Hope.....	2001	20	13
Chris Boyles, Messiah.....	1998	20	13
Bob Chaplin, Luther.....	1998	23	13
Jon Girolamo, Wheaton (Mass.).....	1998	23	13
Dan Welch, Macalester.....	1997	18	13
Christian Nilsson, Luther.....	1996	25	13
Malleh Sallah, Bethany (W.Va.).....	1994	24	13
Tyler Snow, Claremont-MS.....	1992	20	13
Michael Madden, UC San Diego.....	1991	23	13
Brian Siljander, UC San Diego.....	1988	25	13
Pete Mack, Wooster.....	1988	19	13
Jim Stahl, Montclair St.....	1988	24	13



Trinity (Tex.) Sports Information

Josh Rosenblum, Trinity (Tex.), was the 2002 annual champion for Goals-Against Average.

Player, Team	Year	Games	Shutouts
Chris Hagemann, Wheaton (Ill.)	1984	24	13
Cam Tredennick, Claremont-M-S	1984	22	13
B.J. Fair, Claremont-M-S	1983	23	13

Career

POINTS PER GAME (Min. 100 points)

Player, Team	Years	Games	Points	Avg.
Jim Jianette, Wis.-Platteville	1982-84	55	247	4.49
Tony Crescitelli, Mass. Liberal Arts	1975-78	62	@258	4.16
Steve Spirk, Wilmington (Ohio)	1977-79	49	156	3.18
Steve Clark, Plymouth St.	1980-83	78	223	2.86
John Ioannu, Montclair St.	1982-84	46	131	2.85
Robert Gomes, Elms	1998-2001	60	169	2.82
Stuart Hulke, Roger Williams	1998-2000	63	175	2.78
Alex Blake, Williams	1999-2002	73	195	2.67
Glenn Judge, Eastern Conn. St.	1984-87	73	195	2.67
Jeff Geddes, Connecticut Col.	1985-88	56	146	2.61
Marc Whitman, Plattsburgh St.	1989-92	48	124	2.58
Joey Barone, Calvin	1988-91	77	198	2.57
Rob Mouw, Wheaton (Ill.)	1996-99	68	173	2.54
Sam Williams, Mount Union	1973-76	43	108	2.51
Ian Banda, Wooster	1987-90	71	177	2.49
Savvas Kyriakidis, Hunter	1984-87	55	137	2.49
Ryan Olsen, St. Mary's (Md.)	1998-2001	65	160	2.46
Jamie Malone, Marietta	1982-85	59	142	2.41
John Ploeger, Capital	1976-79	52	125	2.40
Key Akintunde, Wooster	1974-77	58	139	2.40
Arron Lujan, Colorado Col.	1991-94	84	200	2.38
Trevor Mutch, Claremont-M-S	1998-2001	77	183	2.38
Ali Goncalves, Westfield St.	1974-76	58	136	2.34
Eric Brown, Wheaton (Ill.)	1996-99	90	210	2.33
Will Lukow, Oglethorpe	1991-94	73	167	2.29

@Assist totals only available for 1975.

POINTS

Player, Team	Years	Games	Points
Tony Crescitelli, Mass. Liberal Arts	1975-78	62	@258
Jim Jianette, Wis.-Platteville	1982-84	55	247
Steve Clark, Plymouth St.	1980-83	78	223
Eric Brown, Wheaton (Ill.)	1996-99	90	210
Arron Lujan, Colorado Col.	1991-94	84	200
Joey Barone, Calvin	1988-91	77	198
Alex Blake, Williams	1999-2002	73	195
Glenn Judge, Eastern Conn. St.	1984-87	73	195
Stuart Bracher, Bethany (W.Va.)	1998-2001	82	185
Pedro Rodriguez, MacMurray	1990-93	89	185
Trevor Mutch, Claremont-M-S	1998-2001	77	183
Mark Phillips, Kenyon	1991-94	—	180
Ian Banda, Wooster	1987-90	71	177
Eric Themm, Claremont-M-S	1982-85	85	177
Stuart Hulke, Roger Williams	1998-2000	63	175
Boris Jerkunica, Emory	1983-86	84	175
Sainey Sanyang, Bethany (W.Va.)	1994-97	89	174
Scott Deopere, Wis.-Oshkosh	1997-2000	76	173
Rob Mouw, Wheaton (Ill.)	1996-99	68	173
Eric West, Johns Hopkins	1994-97	78	172
Greg Boyle, Rowan	1984-87	87	172
Robert Gomes, Elms	1998-2001	60	169
Josh Card, Trinity (Tex.)	1999-2002	81	168
Matt Doran, Johns Hopkins	1998-2001	79	168
Will Lukow, Oglethorpe	1991-94	73	167

@ Assist totals only available for 1975.

GOALS PER GAME (Min. 40 goals)

Player, Team	Years	Games	Goals	Avg.
Tony Crescitelli, Mass. Liberal Arts	1975-78	62	123	1.98
Jim Jianette, Wis.-Platteville	1982-84	55	105	1.91
Fabio Miranda, CCNY	1993-95	54	76	1.41
Dan Browdie, Lawrence	1982-85	42	57	1.36
Steve Spirk, Wilmington (Ohio)	1977-79	49	63	1.29
John Ioannu, Montclair St.	1982-84	46	58	1.26
Steve Clark, Plymouth St.	1980-83	78	96	1.23
Stuart Hulke, Roger Williams	1998-2000	63	77	1.22
Glenn Judge, Eastern Conn. St.	1984-87	73	82	1.12
Alex Blake, Williams	1999-2002	73	81	1.11
Key Akintunde, Wooster	1974-77	58	64	1.10
Robert Gomes, Elms	1998-2001	60	66	1.10
Scott Deopere, Wis.-Oshkosh	1997-2000	76	82	1.08

Player, Team	Years	Games	Goals	Avg.
Savvas Kyriakidis, Hunter	1984-87	55	59	1.07
Sam Williams, Mount Union	1973-76	43	46	1.07
Mike Domm, Fredonia St.	1996-97	39	41	1.05
Ian Banda, Wooster	1987-90	71	74	1.04
Marc Whitman, Plattsburgh St.	1989-92	48	50	1.04
Trevor Mutch, Claremont-M-S	1998-2001	77	80	1.04
Jeff Geddes, Connecticut Col.	1985-88	56	58	1.04
Mark Burke, Colby	1982-85	57	59	1.04
Brett Scaccia, Plymouth St.	1993-97	63	65	1.03
Ryan Olsen, St. Mary's (Md.)	1998-2001	65	67	1.03
Rob Mouw, Wheaton (Ill.)	1996-99	68	69	1.01
Will Lukow, Oglethorpe	1991-94	73	73	1.00
Joey Barone, Calvin	1988-91	77	77	1.00
Mike Lilly, St. John's (Minn.)	1974-77	62	62	1.00

GOALS

Player, Team	Years	Games	Goals
Tony Crescitelli, Mass. Liberal Arts	1975-78	62	123
Jim Jianette, Wis.-Platteville	1982-84	55	105
Steve Clark, Plymouth St.	1980-83	78	96
Eric Brown, Wheaton (Ill.)	1996-99	90	86
Scott Deopere, Wis.-Oshkosh	1997-2000	76	82
Glenn Judge, Eastern Conn. St.	1984-87	73	82
Alex Blake, Williams	1999-2002	73	81
Trevor Mutch, Claremont-M-S	1998-2001	77	80
Stuart Bracher, Bethany (W.Va.)	1998-2001	82	78
Stuart Hulke, Roger Williams	1998-2000	63	77
Joey Barone, Calvin	1988-91	77	77
Fabio Miranda, CCNY	1993-95	54	76
Mark Phillips, Kenyon	1991-94	—	74
Ian Banda, Wooster	1987-90	71	74
Will Lukow, Oglethorpe	1991-94	73	73
Josh Card, Trinity (Tex.)	1999-2002	81	72
Eric West, Johns Hopkins	1994-97	78	72
Greg Boyle, Rowan	1984-87	87	71
Matt Doran, Johns Hopkins	1998-2001	79	70
Eric Themm, Claremont-M-S	1982-85	85	70
Rob Mouw, Wheaton (Ill.)	1996-99	68	69
Arron Lujan, Colorado Col.	1991-94	84	69
Bryan Bundy, Ohio Wesleyan	1983-86	85	69
Jeff Arestivo, Scranton	1983-86	91	69
Marvin Lopez, Drew	1995-98	77	68
Todd Suessmuth, Messiah	1986-89	82	68

ASSISTS PER GAME (Min. 25 assists)

Player, Team	Years	Games	Assists	Avg.
Ali Goncalves, Westfield St.	1974-76	58	50	0.86
Steve Montgomery, Goucher	1991-94	55	47	0.85
Tommy Walthall, Mary Washington	1991-93	61	51	0.84
Ahmed Mohyeldin, Emory	1997-98	36	29	0.81
Matt Boehnen, Wis.-Oshkosh	1998-2001	65	50	0.77
Mike Domin, Carthage	1995-97	53	40	0.75
Arron Lujan, Colorado Col.	1991-94	84	62	0.74
Todd Hasbarger, Concordia-M'head	1994-97	65	47	0.72
Mark Pawlyshyn, Wis.-Oshkosh	1988-91	72	52	0.72
Matt Cummins, MacMurray	2000-02	49	34	0.69
Pedro Rodriguez, MacMurray	1990-93	89	61	0.69
Craig Dziadowicz, Wis.-Whitewater	1996-98	57	39	0.68
Jim Jianette, Wis.-Platteville	1982-84	55	37	0.67
Shaun Mutch, Claremont-M-S	1998-2001	72	46	0.64
Boris Jerkunica, Emory	1983-86	84	53	0.63
Todd Taplin, Connecticut Col.	1985-88	56	35	0.63
Robert Gomes, Elms	1998-2001	60	37	0.62
Steve Spirk, Wilmington (Ohio)	1977-79	49	30	0.61
Wayne Street, Ohio Wesleyan	1991-94	84	51	0.61
Derrick Spires, Anderson (Ind.)	1996-99	49	47	0.59
Rich King, Plattsburgh St.	1993-96	54	32	0.59
Jon Whitfield, Colorado Col.	1990-92	60	35	0.58
Shane Shackford, Mary Washington	1986-89	79	46	0.58
Marcos Gonzalez, Ozarks (Ark.)	1998-2001	78	45	0.58
Joey Barone, Calvin	1988-91	77	44	0.57

ASSISTS

Player, Team	Years	Games	Assists
Arron Lujan, Colorado Col.	1991-94	84	62
Pedro Rodriguez, MacMurray	1990-93	89	61
Boris Jerkunica, Emory	1983-86	84	53
Mark Pawlyshyn, Wis.-Oshkosh	1988-91	72	52
Wayne Street, Ohio Wesleyan	1991-94	84	51
Tommy Walthall, Mary Washington	1991-93	61	51
Matt Boehnen, Wis.-Oshkosh	1998-2001	65	50

Player, Team	Years	Games	Assists
Ali Goncalves, Westfield St.	1974-76	58	50
Jeff Moore, Richard Stockton	1998-2001	96	48
Jason Cairns, Col. of New Jersey	1994-97	86	48
Derrick Spires, Anderson (Ind.)	1996-99	79	47
Todd Hasbarger, Concordia-Mhead	1994-97	65	47
Steve Montgomery, Goucher	1991-94	55	47
Mike Kane, Scranton	1986-89	87	47
Shaun Mutch, Claremont-M-S	1998-2001	72	46
Shane Shackford, Mary Washington	1986-89	79	46
Marcos Gonzalez, Ozarks (Ark.)	1998-2001	78	45
Rodney Malone, Greenville	1997-2000	82	45
Les Lunsford, Richard Stockton	1995-98	81	45
Justin Abbey, Rowan	1993-95, 97	79	45
Kurt Gaugler, Haverford	1990-93	77	44
Troy Edwards, Wheaton (Ill.)	1990-93	87	44
Joey Barone, Calvin	1988-91	77	44
Jamal Ballantyne, St. Lawrence	1998-2001	74	42
Sainey Sanyang, Bethany (W.Va.)	1994-97	89	42
Jeff Valentini, Augustana (Ill.)	1995-98	77	42

SAVES PER GAME (Min. 300 saves)

Player, Team	Years	Games	Saves	Avg.
Phil Schneider, Defiance	1998-2001	62	761	12.27
Adam Gawronski, Anna Maria	1998-2001	71	863	12.15
Walter Donne, Capital	1974-77	36	422	11.72
Luke Windy, William Penn	1996-99	61	714	11.70
Sean Martineck, Fredonia St.	1992-95	43	473	11.00
Jim Sweeny, Albright	1994-97	64	698	10.91
Eric Nelson, Montclair St.	1981-83	46	496	10.78
Ryan Kuepper, Daniel Webster	1998-2000	52	543	10.44
Zanna Laisu, Roger Williams	1980-84	91	867	9.53
Brian Garrahy, Goucher	1991-92	35	328	9.37
Jim Tiffin, Nazareth	1994-97	66	618	9.36
Larry Guenther, Penn St.-Behrend	1982-85	52	479	9.21
Bob Stevens, Webster	1991-94	52	478	9.19
Mark Bennett, Wash. & Lee	1974-77	42	381	9.07
Rance Clouse, Principia	1981-84	59	530	8.98
Matt Brand, Cornell College	1997-2000	69	592	8.58
Wayne Beal, Elizabethtown	1975-77	49	419	8.55
Ken Richwalsky, Marietta	1980-83	48	408	8.50
Kevin Carney, Wash. & Lee	1977-80	48	407	8.48
Bill Muller, Montclair St.	1976-79	51	431	8.45
Rich Porfido, New Jersey City	1991-94	57	465	8.16
Mike Johnson, Drew	1979-82	55	442	8.04
Steve Crawford, Muskingum	1997-2000	66	526	7.97
David Knapp, Ohio Northern	1989-92	61	484	7.93
Gonzo Rodriguez, Principia	1996-98	40	316	7.90

SAVES

Player, Team	Years	Games	Saves
Zanna Laisu, Roger Williams	1980-84	91	867
Adam Gawronski, Anna Maria	1998-01	71	863
Phil Schneider, Defiance	1998-2001	62	761
Luke Windy, William Penn	1996-99	61	714
Jim Sweeny, Albright	1994-97	64	698
Jim Tiffin, Nazareth	1994-97	66	618
Matt Brand, Cornell College	1997-2000	69	592
Steve Vobbe, Otterbein	1988-91	87	585
Michael Murphy, Dickinson	1998-2001	72	567
Kurt Reckamp, Wartburg	1995-98	72	544
Ryan Kuepper, Daniel Webster	1998-2000	52	543
Rance Clouse, Principia	1981-84	59	530
Steve Crawford, Muskingum	1997-2000	66	526
Rob Swanson, Simpson	1995-98	83	511
Eric Nelson, Montclair St.	1981-83	46	496
David Knapp, Ohio Northern	1989-92	61	484
Tim MacCarrick, Clarkson	1983-86	62	484
Ken Cohen, Allegheny	1994-97	—	481
Larry Guenther, Penn St.-Behrend	1982-85	52	479
Bob Stevens, Webster	1991-94	52	478
Sean Martineck, Fredonia St.	1992-95	43	473
Jon Henning, Muhlenberg	1974-77	65	466
Rich Porfido, New Jersey City	1991-94	57	465
Kevin Asplund, Clark (Mass.)	1990-93	62	449

GOALS-AGAINST AVERAGE (Min. 2,500 minutes)

Player, Team	Years	GA	Min.	GAA
Peter Simonini, Plymouth St.	1976-79	24	6,120	0.35
Terry Leinendecker, St. John's (Minn.)	1980-83	28	5,850	0.43
Brian Siljander, UC San Diego	1987-90	33	5,922	0.50
Steve Morad, Wheaton (Ill.)	1995-98	26	4,600	0.51
Chris Hagemann, Wheaton (Ill.)	1984-85	23	3,870	0.53
Chris Balducci, Plattsburgh St.	1990-92	26	4,215	0.56
Chris Boyles, Messiah	1998-2001	40	6,322	0.57
Brendan Murphy, St. Lawrence	1998-2001	26	4,049	0.58
Michael Oehlmann, Rowan	1992-95	38	5,812	0.59
Dan Welch, Macalester	1995-97	32	4,861	0.59
Tom Moser, Muhlenberg	1992-95	33	4,842	0.61
Kevin Ferrari, Scranton	1983-86	50	7,125	0.63
Doug Allen, Wheaton (Ill.)	1988-91	27	3,834	0.63
Charlie Moore, Cortland St.	1981-82	23	3,257	0.64
Eric Rienecker, Plattsburgh St.	1992-94	22	3,113	0.64
Harrison Jacobs, Ohio Wesleyan	1991-94	32	4,513	0.64
Mark Mesterhazy, Mary Washington	1987-90	33	4,649	0.64
Justin Krueger, Ohio Wesleyan	1993-96	29	4,047	0.64
Chris Esnes, Rowan	1996-99	44	6,127	0.65
Robin Rameker, Wis.-Oshkosh	1993-96	34	4,623	0.66
Ryan Wilvert, Mary Washington	1990-93	41	5,413	0.67
Charlie Brightwell, Rhodes	1993-96	57	7,560	0.68
Jason Spodnik, Messiah	1988-91	42	5,505	0.69
Jason Thurman, Neb. Wesleyan	2000-02	39	5,053	0.69
Jim Hummel, Mary Washington	1994-97	37	4,714	0.71
William McNeel, Scranton	1979-82	61	7,748	0.71

GOAKEEPER MINUTES PLAYED

Player, Team	Years	Minutes
Zanna Laisu, Roger Williams	1980-84	8,190
Steve Vobbe, Otterbein	1988-91	7,830
William McNeel, Scranton	1979-82	7,748
Charlie Brightwell, Rhodes	1993-96	7,560
Dave Arehart, Shenandoah	1985-88	7,557
Rob Swanson, Simpson	1995-98	7,465
Jeff Schmid, Otterbein	1996-99	7,380
Mike Rentner, Col. of New Jersey	1989-92	7,192
Reed Welch, Ohio Wesleyan	1988-91	7,192
Ryan Stanley, Pacific (Ore.)	1998-2002	7,154
Kevin Ferrari, Scranton	1983-86	7,125
John Morrow, Neb. Wesleyan	1996-99	6,919
Alex Luna, Montclair St.	1998-2001	6,906
Mike Svelha, Salisbury	1997-2000	6,818
Brian Smith, Emory	1991-94	6,711
Brian Rook, Principia	1992-95	6,674
Steve Brandt, Messiah	1984-87	6,487
Michael Murphy, Dickinson	1998-2001	6,473
Sean Martineck, Fredonia St.	1992-95	6,350
Michael Hollenbach, Mount Union	1993-96	6,335
Chris Boyles, Messiah	1998-2001	6,322
Andrew Cumbo, Plattsburgh St.	1995-98	6,318
Philip Scarborough, Emory	1987-90	6,259
Jonathan Barth, Ohio Wesleyan	1997-99	6,225
Rob Bednarik, Drew	1983-86	6,165



St. Joseph's (L.I.) Tim Trava played 15 consecutive games with at least one goal. Trava scored 74 points in 2002, for an average of 3.36 per game.

PLAYERS WITH 40 GOALS AND 40 ASSISTS
(Chronological order)

Player, Team	Goals	Assists	Points	Years
Ali Goncalves, Westfield St.	43	50	136	1974-76
Mike Kane, Scranton	42	47	131	1986-89
Scott Gillanders, Ohio Wesleyan	47	41	135	1987-90
Kurt Gaugler, Haverford	42	44	128	1990-93
Pedro Rodriguez, MacMurray	62	61	185	1990-93
Arron Lujan, Colorado Col.	69	62	200	1991-94
Todd Ancelet, Luther	49	40	138	1994-97

Miscellaneous

FASTEST GOAL, START OF GAME

Time	Player, Team	Opponent	Date
:04	Stuart Hulke, Roger Williams	Johnson & Wales	Sept. 14, 1999
:06	Bart Pryputniewicz, Carthage	Concordia (Wis.)	Sept. 16, 1996
:09	Fredrik Airosto, North Park	Milwaukee Engr.	Oct. 25, 2000
:09	Dan Morlan, Colorado Col.	Loras	Oct. 5, 1997
:10	Jeremy Shapiro, Gettysburg	Wesley	Oct. 10, 2000
:12	Ross Bower, Kalamazoo	Calvin	Oct. 29, 2001
:12	Jeff Saunders, Hobart	Rochester Inst.	Nov. 6, 1992
:13	Alun Oliver, St. Mary's (Md.)	Gallaudet	Sept. 30, 2001
:13	Michael Cantelli, Plymouth St.	Bridgewater St.	Sept. 13, 2000
:13	Peter Curry, Concordia-M'head	Hamline	Oct. 11, 1999
:13	Nate Bowman, Wheaton (Ill.)	Wis.-Oshkosh	Sept. 20, 1997
:13	Joe Gulotta, Muhlenberg	Frank. & Marsh.	Sept. 27, 1995
:14	Nate Richards, Muhlenberg	Centenary (N.J.)	Oct. 6, 1999
:15	Joe Ritter, Westminster (Mo.)	Lincoln (Mo.)	Oct. 21, 1998
:16	Zac Pinar, Colby-Sawyer	Keene St.	Oct. 28, 1998
:16	Ben Bahr, St. John's (Minn.)	St. Olaf	Nov. 1, 2000

FASTEST CONSECUTIVE GOALS, SAME TEAM

Time	Player, Team	Opponent	Date
:05	Mike Weckenbrock and Alex Marsden, Centre	Rose Hulman	Sept. 29, 2002
:07	Mike Pierce and Albie Lobbato, Col. of New Jersey	Rutgers-Newark	Oct. 21, 2000
:11	Eric Brown and Rob Mouw, Wheaton (Ill.)	North Park	Sept. 23, 1998
:12	Martin Forman (2), Ohio Wesleyan	Oberlin	Nov. 3, 1998
:13	Alan Lazarewski and Mike Domm, Fredonia St.	Potsdam St.	Oct. 18, 1999
:13	Scott Gillanders (2), Ohio Wesleyan	Dayton	Oct. 19, 1990
:15	Doug Cavagnaro and Greg Ruttler, Richard Stockton	New Paltz St.	Oct. 10, 2001
:15	Lee Murray and Matt Lockard, Mary Washington	Gallaudet	Oct. 4, 2001
:15	John Kightlinger and Sean Pearman, Wheaton (Ill.)	Eastern	Aug. 31, 2001
:15	Troy Ray and Chris McCallum, Neb. Wesleyan	Doane	Sept. 8, 1999
:16	Andy Kessinger and Matt Schrader, Ohio Wesleyan	Wooster	Sept. 26, 1990
:17	Shawn Fosdick and Tim Smith, Maryville (Mo.)	Westminster (Mo.)	Oct. 28, 2000
:17	Krzysztof Mroczek (2), Utica	Cazenovia	Oct. 2, 2000
:17	Kevin Piotrowski and Johnny Stocker, Merchant Marine	Widener	Sept. 2, 2000
:17	Adam Neill and Ryan Wise, Heidelberg	Muskingum	Oct. 30, 1999

FASTEST CONSECUTIVE GOALS, OPPOSING TEAMS

Time	First Goal	Second Goal	Date
:10	Jason Colley, Wheaton (Mass.)	Muhamed El Hussani, Rivier	Oct. 2, 2002
:10	Mike Norton, Keene St.	Eric Reed, Wheaton (Mass.)	Sept. 9, 2000
:12	Chris Jack, Ohio Wesleyan	Adam Sobczak, Alma	Sept. 7, 2001
:16	Tim Jones, Elizabethtown	Mike Edwards, Col. of New Jersey	Nov. 14, 1991
:18	Tanner Wann, Centre	Josh Smith, Trinity (Tex.)	Sept. 17, 2000
:18	Ted Zingman, Johns Hopkins	Pat Michel, Bethany (W.Va.)	Nov. 13, 1998
:18	Paul Colella, Elizabethtown	Jason Sears, Swarthmore	Nov. 12, 1991
:20	John Harke, Keene St.	Jason Percy, Wheaton (Mass.)	Sept. 14, 2002
:22	Matt Bowman, Salisbury	Paul Stepanick, Mary Washington	Oct. 20, 2001
:23	Stan Jarka, Wm. Paterson	Bryan McGuire, DeSales	Sept. 9, 2000
:24	Andrew Macho, Montclair St.	Mike LaRosa, Worcester St.	Sept. 22, 2001
:24	John Cell, Earlham	Matt Schrader, Ohio Wesleyan	Oct. 18, 1989
:26	Chris McCallum, Neb. Wesleyan	Martin Schmidt, Central (Iowa)	Oct. 14, 1997
:26	Obi Moneme, Ohio Wesleyan	Jonathan Puckett, Wheaton (Ill.)	Sept. 10, 1994
:29	Tim Averell, Muhlenberg	Chris Goodrich, Moravian	Sept. 20, 1995

CONSECUTIVE GAMES WITH AT LEAST ONE GOAL

No.	Player, Team	From	To
15	Tim Trava, St. Joseph's (L.I.)	Sept. 14, 2002	Nov. 2, 2002
15	Matthew Doran, Johns Hopkins	Sept. 2, 2000	Nov. 1, 2000
11	Dan Antoniuk, Wheaton (Mass.)	Sept. 8, 2002	Oct. 23, 2002
11	Ryan Olsen, St. Mary's (Md.)	Sept. 27, 2001	Oct. 20, 2001
11	Rob Mouw, Wheaton (Ill.)	Sept. 7, 1999	Oct. 6, 1999
11	Dan Morlan, Colorado Col.	Sept. 19, 1997	Nov. 12, 1997
10	Paul Evans, Monmouth (Ill.)	Sept. 30, 1993	Sept. 12, 1994
9	Josh Card, Trinity (Tex.)	Sept. 29, 2000	Oct. 27, 2000
9	Rio Morgan, Wooster	Sept. 1, 1990	Sept. 22, 1990
8	Jesse Makowski, Cortland St.	Oct. 11, 2002	Nov. 9, 2002
8	Kimani Williams, Macalester	Oct. 8, 2000	Sept. 1, 2001
8	Mike Blasi, Misericordia	Aug. 30, 1997	Sept. 27, 1997
8	Andre Waits, Neb. Wesleyan	Sept. 23, 1999	Oct. 20, 1999
7	Trevor Mutch, Claremont-M-S	Sept. 22, 2001	Oct. 10, 2001
7	Paul Evans, Monmouth (Ill.)	Sept. 16, 1995	Oct. 1, 1995
7	Tim Cordaro, Fredonia St.	Sept. 15, 1995	Oct. 18, 1995
7	Mphatso Namwali, Wooster	Sept. 25, 1992	Oct. 17, 1992
7	Mark Burke, Colby	Oct. 8, 1983	Oct. 26, 1983

CONSECUTIVE SHUTOUT MINUTES

No.	Player, Team	From	To
1,110:00	Terry Leiendecker, St. John's (Minn.)	Sept. 18, 1982	Nov. 10, 1982
900:00	Mark Maehrer, Muhlenberg	Sept. 7, 1988	Oct. 13, 1988
835:17	Doug Timm, Elizabethtown	Sept. 22, 1999	Oct. 30, 1999
795:11	Mitch Poppen, Wis.-Oshkosh	Oct. 29, 1992	Sept. 20, 1993
757:16	Josh McElroy, Norwich	Sept. 6, 2000	Oct. 10, 2000
739:21	Adam Roberts, Ohio Wesleyan	Oct. 14, 2000	Nov. 18, 2000
631:00	Kyle Miller, Merchant Marine	Nov. 13, 1999	Sept. 20, 2000
630:00	Joel Wallace, MacMurray	Sept. 18, 1991	Oct. 5, 1991
630:00	Andrej Slapar, Macalester	Sept. 7, 1998	Sept. 27, 1998
630:00	Jeff Schmid, Otterbein	Oct. 14, 1997	Nov. 8, 1997
617:39	Gary Kane, Johns Hopkins	Sept. 13, 2001	Oct. 6, 2001
605:00	Mike Svelha, Salisbury	Sept. 20, 2000	Oct. 7, 2000
594:53	Jason Thurman, Neb. Wesleyan	Oct. 16, 2002	Nov. 16, 2002
580:00	Jonathan Barth, Ohio Wesleyan	Sept. 3, 1999	Sept. 22, 1999
580:00	Christian Nilsson, Luther	Oct. 26, 1996	Nov. 16, 1996

Annual Champions

POINTS PER GAME

Season	Player, Team	CL	G	GO	A	P	Avg.
1998	Patrick Laurent, Eastern	So.	21	32	11	75	3.57
1999	Ilya Yermolenko, Baruch	Sr.	12	19	7	45	3.75
2000	Robert Gomes, Elms	Jr.	15	23	11	57	3.80
2001	Ryan Olsen, St. Mary's (Md.)	Sr.	19	32	8	72	3.79
2002	Tim Trava, St. Joseph's (L.I.)	Jr.	22	32	10	74	3.36

GOALS PER GAME

Season	Player, Team	CL	G	GO	Avg.
1998	Ilya Yermolenko, Baruch	Jr.	12	19	1.58
1999	Ilya Yermolenko, Baruch	Sr.	12	19	1.58
2000	Robert Gomes, Elms	Jr.	15	23	1.53
2001	Ryan Olsen, St. Mary's (Md.)	Sr.	19	32	1.68
2002	Jason Ross, Augustana (Ill.)	Jr.	20	30	1.50

ASSISTS PER GAME

Season	Player, Team	CL	G	A	Avg.
1998	Craig Dziadowicz, Wis.-Whitewater	Sr.	20	21	1.05
1999	Jason Vishio, Gettysburg	Sr.	19	18	0.95
2000	Aerik Williams, Johns Hopkins	Jr.	20	19	0.95
2001	Marcos Gonzalez, Ozarks (Ark.)	Sr.	22	26	1.18
2002	Brandon Migitsch, Pitt.-Greensburg	Sr.	20	19	0.95

GOALS-AGAINST AVERAGE

Season	Player, Team	CL	G	MIN	GA	GAA
1998	Brian Zaks, Roanoke	Jr.	18	898.7	3	0.30
1999	Chris Esnes, Rowan	Sr.	21	1,848	6	0.29
2000	Dustin Crooker, St. Lawrence	So.	17	1,197.8	3	0.23
2001	Doug Lupton, Whitworth	Sr.	21	1,065	4	0.34
2002	Josh Rosenblum, Trinity (Tex.)	Jr.	20	1,209	5	0.37

SAVES PER GAME

Season	Player, Team	CL	G	SV	Avg.
1998	Albert Stroble, Marywood	Sr.	15	285	19.00
1999	Luke Windy, William Penn	Sr.	16	255	15.94
2000	David Jaro, Wis.-Superior	Sr.	10	140	14.00
2001	German Rojas, John Jay	So.	12	195	16.25
2002	Matt Talerico, Curry	Jr.	16	216	13.50

Team Records

Official NCAA Division III men's soccer records began with the 1974 season and are based on information submitted to the NCAA statistics service by institutions participating in the statistics rankings. Annual champions started in the 1998 season, which was the first year the NCAA compiled weekly leaders. In statistical rankings, the rounding of percentages and/or averages may indicate ties where none exist. In these cases, the numerical order of the rankings is accurate.

Scoring

POINTS

Game

60—Luther vs. Morningside, Sept. 8, 2001

GOALS

Game

23—Buffalo St. vs. Medaille, Oct. 5, 1999

Season

109—Wheaton (Ill.), 1997 (25 games)

SCORING AVERAGE

Season

4.80—Trinity (Tex.), 2000 (96 goals in 20 games); Luther, 1992 (96 goals in 20 games)

ASSISTS

Game

26—Luther vs. Morningside, Sept. 8, 2001

Defense

SAVES

Game

36—Muhlenberg vs. Dickinson, Oct. 11, 1979

Season

394—Lake Erie, 2000 (21 games)

SAVES PER GAME

Season

18.85—Wash. & Lee (245 in 13 games)

GOALS AGAINST AVERAGE

Season

0.15—Macalester, 1997 (3 GA in 1,809 min.)

SHUTOUTS

Season

18—Messiah, 2002 (26 games); MacMurray, 1991 (25 games); Elizabethtown, 1991 (26 games); Elizabethtown, 1989 (27 games); UC San Diego, 1988 (25 games)

SHUTOUT PERCENTAGE

Season

0.83—Macalester, 1997 (15 in 18 games); St. John's (Minn.), 1982 (15 in 18 games)

Miscellaneous

CONSECUTIVE WINS

39—Wheaton (Ill.), Oct. 1, 1997 to Nov. 14, 1998

UNBEATEN STREAK

66—Wheaton (Ill.), Sept. 1, 1996 to Nov. 14, 1998

CONSECUTIVE HOME WINS

40—Ohio Wesleyan, Aug. 30, 1991 to Oct. 29, 1993

CONSECUTIVE CONFERENCE WINS

(includes conference tournaments)

42—Luther, Sept. 18, 1996 to Oct. 4, 2000

CONFERENCE GAMES UNBEATEN STREAK

(includes conference tournaments)

57—Claremont-M-S, Sept. 1983 to Nov. 1987

CONSECUTIVE SHUTOUTS

13—Muhlenberg, Sept. 3, 1988 to Oct. 13, 1988; St. John's (Minn.), Sept. 22, 1982 to Nov. 6, 1982

MOST WINS

25—Richard Stockton, 2001

CONSECUTIVE WINNING SEASONS

29—Claremont-M-S, 1974 to current; Ohio Wesleyan, 1974 to current

MOST IMPROVED WON-LOSS RECORD

11.5—Puget Sound, 1998 (7-12-1) to 1999 (20-2-0)

Game

POINTS

No.	Team vs. Opponent	Date
60	Luther vs. Morningside	Sept. 8, 2001
59	Rowan vs. John Jay	Sept. 13, 2000
59	Buffalo St. vs. Medaille	Oct. 5, 1999
57	Centre vs. Fisk	Oct. 23, 1993
56	Elizabethtown vs. Wilkes	Nov. 6, 1976
50	Augustana (Ill.) vs. William Penn	Sept. 4, 1996
46	Goucher vs. Arcadia	Oct. 26, 1991
44	Wilmington (Ohio) vs. Franklin	Oct. 20, 1998
43	Luther vs. Wartburg	Sept. 25, 1999
42	Ohio Wesleyan vs. Susquehanna	Sept. 8, 1990
41	Centre vs. Aurora	Oct. 17, 2002
41	Manhattanville vs. Cazenovia	Sept. 27, 1997
39	Simpson vs. Morningside	Sept. 30, 2001
39	Coe vs. Upper Iowa	Oct. 26, 1997
38	Wis.-Whitewater vs. Wis.-Superior	Sept. 14, 1997
38	Ohio Wesleyan vs. Oberlin	Oct. 5, 1994
38	Luther vs. Cornell College	Sept. 16, 1992
38	Lawrence vs. Lakeland	Sept. 15, 1984
38	Buffalo St. vs. Daemen	1980

GOALS

No.	Team vs. Opponent	Date
23	Buffalo St. vs. Medaille	Oct. 5, 1999
21	Centre vs. Fisk	Oct. 23, 1993
20	Elizabethtown vs. Wilkes	Nov. 6, 1976
19	Buffalo St. vs. Daemen	1980
18	Rowan vs. John Jay	Sept. 13, 2000
18	Eastern vs. Marywood	Sept. 25, 1999
18	Richard Stockton vs. New Jersey City	Nov. 8, 1980
17	Luther vs. Morningside	Sept. 8, 2001
17	Maryville (Tenn.) vs. Fisk	Oct. 28, 2000
17	Keuka vs. Medaille	Sept. 19, 1998
17	Augustana (Ill.) vs. William Penn	Sept. 4, 1996
17	Wheaton (Ill.) vs. Millikin	Oct. 11, 1995
17	Lawrence vs. Lakeland	Sept. 15, 1984
17	Rowan vs. New Jersey City	Oct. 14, 1980
17	Colorado Col. vs. Regis (Colo.)	1976

ASSISTS

No.	Team vs. Opponent	Date
26	Luther vs. Morningside	Sept. 8, 2001
23	Rowan vs. John Jay	Sept. 13, 2000

19	Luther vs. Wartburg	Sept. 25, 1999
16	Augustana (Ill.) vs. William Penn	Sept. 4, 1996
16	Elizabethtown vs. Wilkes	Nov. 6, 1976
15	Richard Stockton vs. Hunter	Oct. 22, 2001
15	Luther vs. Wartburg	Sept. 25, 1999
15	Centre vs. Fisk	Oct. 23, 1993
14	Westfield St. vs. Framingham St.	Oct. 10, 2000
14	Wis.-Oshkosh vs. Lawrence	Sept. 5, 2000
14	Wis.-Oshkosh vs. Wis.-Superior	Oct. 3, 1999
14	Wilmington (Ohio) vs. Franklin	Oct. 20, 1998
14	Goucher vs. Arcadia	Oct. 26, 1991
14	Connecticut Col. vs. Anna Maria	Oct. 20, 1986
13	Centre vs. Aurora	Oct. 17, 2002
13	Buffalo St. vs. Medaille	Oct. 5, 1999
13	Coe vs. Upper Iowa	Oct. 26, 1997
13	Manhattanville vs. Cazenovia	Sept. 27, 1997
13	Stevens Tech vs. Mt. St. Vincent	Oct. 1, 1993

SAVES

No.	Team vs. Opponent	Date
36	Muhlenberg vs. Dickinson	Oct. 11, 1979
35	Marywood vs. King's (Pa.)	Sept. 29, 1998
33	Bethel (Minn.) vs. Wheaton (Ill.)	Nov. 7, 1998
32	Lake Erie vs. Penn. St.-Behrend	Oct. 18, 2000
31	Keuka vs. Elmira	Oct. 3, 1998
31	Albright vs. Susquehanna	Oct. 14, 1994
31	Otterbein vs. Wooster	Sept. 21, 1991
31	Nichols vs. MIT	1986
30	Lake Erie vs. Hiram	Oct. 8, 2000
30	Salisbury vs. Rowan	1975
29	Concordia-Austin vs. East Tex. Baptist	Sept. 9, 2000
29	Ohio Wesleyan vs. Bowling Green	Oct. 3, 1973
28	Cazenovia vs. Barton	Oct. 10, 1999
28	Marywood vs. Misericordia	Oct. 22, 1998
28	Marywood vs. Wesley	Sept. 9, 1998

Season

SCORING AVERAGE

Team	Year	Games	No.	Avg.
Trinity (Tex.)	2000	20	96	4.80
Luther	1992	20	96	4.80
Westfield St.	1974	23	108	4.70
Trinity (Tex.)	2001	19	86	4.53
Lake Forest	1975	12	54	4.50

Team	Year	Games	No.	Avg.
Trinity (Tex.)	2002	23	103	4.48
Salisbury	2000	20	89	4.45
Wis.-Platteville	1983	18	80	4.44
Dallas	2001	19	83	4.37
Maryville (Tenn.)	2000	19	83	4.37
Wheaton (Ill.)	1997	25	109	4.36
Ozarks (Ark.)	2001	20	87	4.35
Keuka	2002	18	78	4.33
Johns Hopkins	1999	18	78	4.33
Wm. Paterson	1977	17	73	4.29
Augustana (Ill.)	1982	15	64	4.27
Johns Hopkins	2002	20	85	4.25
Neb. Wesleyan	2001	19	80	4.21
Johns Hopkins	2000	20	84	4.20
Wilmington (Ohio)	1998	20	83	4.15

GOALS

Team	Year	Games	Goals
Wheaton (Ill.)	1997	25	109
Westfield St.	1974	23	108
Trinity (Tex.)	2002	23	103
Messiah	2002	26	103
Trinity (Tex.)	2000	20	96
Messiah	2000	25	96
Luther	1992	20	96
Rowan	2000	26	95
Ozarks (Ark.)	2001	22	92
Norwich	2001	22	90
Salisbury	2000	20	89
Richard Stockton	2001	27	88
Merchant Marine	2002	23	87
Texas-Dallas	2002	21	87
Wheaton (Ill.)	1989	23	87
Trinity (Tex.)	2001	19	86
Johns Hopkins	2002	20	85
Messiah	2001	23	84
Kean	2001	21	84
Johns Hopkins	2000	20	84
Scranton	1990	24	84

GOALS-AGAINST AVERAGE

(min. 1,200 minutes)

Team	Year	GA	Min.	GAA
Macalester	1997	3	1,809	0.15
St. Lawrence	2000	5	1,782.8	0.25
Gust. Adolphus	1983	4	1,260	0.29
Rowan	1999	7	1,923	0.33
St. John's (Minn.)	1982	6	1,630	0.33
Wheaton (Ill.)	1991	8	2,130	0.34
UC San Diego	1985	8	2,090	0.34
Williams	1999	6	1,560	0.35
Messiah	1999	8	2,054	0.35
Salisbury	2002	7	1,770	0.36
Muhlenberg	1994	8	1,915	0.38
Messiah	2002	10	2,370	0.38
Ohio Wesleyan	1991	10	2,330	0.39
Carnegie Mellon	1999	7	1,602	0.39
Puget Sound	1999	9	2,030	0.40
Roanoke	1998	8	1,778	0.41
UC San Diego	1990	9	1,950	0.42
Salisbury	1999	10	2,154	0.42
Wheaton (Ill.)	1996	9	1,920	0.42
Connecticut Col.	1993	8	1,680	0.43

SAVES PER GAME

Team	Year	Games	No.	Avg.
Wash. & Lee	1976	13	245	18.85
Lake Erie	2000	21	394	18.76
Daniel Webster	2000	17	308	18.11
Marywood	1998	16	285	17.81
Wartburg	1999	14	229	16.36
William Penn	1999	16	256	16.00
Anna Maria	2000	19	293	15.42
Capital	1995	18	271	15.06
Curry	2002	17	252	14.82
Wis.-Superior	2000	11	163	14.82
Hilbert	1998	13	189	14.54
Capital	1994	17	244	14.35
Rutgers-Camden	1990	17	243	14.29
Cazenovia	1999	17	241	14.18
Neb. Wesleyan	1994	14	197	14.07
Keuka	1998	17	230	13.53
Wis. Lutheran	2000	18	237	13.17

Team	Year	Games	No.	Avg.
Capital	1998	18	236	13.11
Daniel Webster	1998	18	234	13.00
Goucher	1993	19	246	12.95

SAVES

Team	Year	Games	No.
Lake Erie	2000	21	394
Daniel Webster	2000	17	308
Anna Maria	2000	19	293
Marywood	1998	16	285
Capital	1995	18	271
Anna Maria	1998	20	256
William Penn	1999	16	256
Waynesburg	2002	20	254
St. Joseph's (N.Y.)	2000	22	253
Curry	2002	17	252
Goucher	1993	19	246
Wash. & Lee	1976	—	245
Capital	1994	17	244
Rutgers-Camden	1990	17	243
Defiance	1998	19	242
Cazenovia	1999	17	241
Wis. Lutheran	2000	18	237
Cazenovia	2000	19	237
Gwynedd-Mercy	2000	20	236
Capital	1998	18	236

SHUTOUT PERCENTAGE

Team	Year	Games	No.	Pct.
Macalester	1997	18	15	0.83
St. John's (Minn.)	1982	18	15	0.83
Alfred	2001	15	12	0.80
Gust. Adolphus	1983	14	11	0.79
Johns Hopkins	1999	18	14	0.78
Williams	1988	18	14	0.78
Carnegie Mellon	1999	17	13	0.77
Rowan	1999	21	16	0.76
Muhlenberg	1989	20	15	0.75
St. Lawrence	2000	19	14	0.74
Otterbein	1997	22	16	0.73
MacMurray	1991	25	18	0.72
UC San Diego	1988	25	18	0.72
Merchant Marine	2000	21	15	0.71
Elizabethtown	1999	21	15	0.71
Muhlenberg	1988	24	17	0.71
Williams	1999	17	12	0.71
Plattsburgh St.	1994	20	14	0.70
Mary Washington	1988	20	14	0.70
Salisbury	1999	23	16	0.70
Wheaton (Ill.)	1991	23	16	0.70
UC San Diego	1985	23	16	0.70

SHUTOUTS

Team	Year	Games	Shutouts
Messiah	2002	26	18
Elizabethtown	1991	26	18
MacMurray	1991	25	18
Elizabethtown	1989	27	18
UC San Diego	1988	25	18
Elizabethtown	1990	25	17
Muhlenberg	1988	24	17
Otterbein	2002	27	16
Richard Stockton	2001	27	16
Rowan	1999	21	16
Salisbury	1999	23	16
Otterbein	1997	22	16
Ohio Wesleyan	1991	24	16
Wheaton (Ill.)	1991	23	16
UC San Diego	1985	23	16
Ohio Wesleyan	2001	26	15
Merchant Marine	2000	21	15
Messiah	2000	25	15
Elizabethtown	1999	21	15
Ohio Wesleyan	1999	22	15
Puget Sound	1999	22	15
Messiah	1998	22	15
Macalester	1997	18	15
Muhlenberg	1989	20	15
St. John's (Minn.)	1982	18	15
Rowan	1981	23	15

Augustana (Ill.) Sports Information



As a junior, Augustana's (Ill.) Jason Ross scored 30 goals in 2002.

Miscellaneous

CONSECUTIVE WINS

No.	Team	From	To
39	Wheaton (Ill.)	Oct. 1, 1997	Nov. 14, 1998
31	Messiah	Sept. 27, 2000	Oct. 20, 2001
29	St. Lawrence	Sept. 4, 1999	Sept. 29, 2000
23	Ohio Wesleyan	Sept. 1, 2000	Nov. 18, 2000
23	Williams	1987	Oct. 29, 1988
20	Richard Stockton	Sept. 23, 2001	Nov. 17, 2001
20	Neb. Wesleyan	Sept. 1, 1999	Sept. 2, 2000
20	Ohio Wesleyan	Sept. 2, 1994	Nov. 5, 1994
19	Drew	Sept. 14, 2002	Nov. 23, 2002
19	Trinity (Tex.)	Sept. 1, 2000	Nov. 11, 2000
19	Rowan	Nov. 2, 1990	Oct. 13, 1991
18	Elizabethtown	Sept. 15, 1990	Nov. 3, 1990
17	Rowan	Sept. 23, 2000	Nov. 24, 2000
17	Rowan	Sept. 10, 1988	Oct. 25, 1988
17	Rowan	Sept. 5, 1987	Oct. 26, 1987
17	Wheaton (Ill.)	1984	1984

CONSECUTIVE GAMES UNBEATEN

No.	Team	From	To
66	Wheaton (Ill.)	Sept. 1, 1996	Nov. 14, 1998
60	St. Lawrence	Nov. 19, 1997	Nov. 12, 2000
39	Wheaton (Ill.)	1984	1985
34	Macalester	Oct. 9, 1996	Sept. 27, 1998
31	Messiah	Sept. 27, 2000	Oct. 20, 2001
31	UC San Diego	Sept. 7, 1988	Sept. 22, 1989
28	Trinity (Tex.)	Oct. 19, 2001	Nov. 29, 2002
28	Wis.-Oshkosh	Sept. 3, 1994	Sept. 23, 1995
28	Elizabethtown	Sept. 1989	Nov. 3, 1990
27	Ohio Wesleyan	Sept. 13, 1988	Oct. 7, 1989
26	Neb. Wesleyan	Sept. 1, 1999	Sept. 17, 2000
25	Plattsburgh St.	1991	1992
23	Ohio Wesleyan	Sept. 1, 2000	Nov. 18, 2000
23	Williams	1987	Oct. 29, 1988
22	Ohio Wesleyan	Oct. 16, 2001	Sept. 24, 2002
22	Richard Stockton	Sept. 22, 2001	Nov. 24, 2001
22	Wis.-Oshkosh	Sept. 12, 1991	Sept. 27, 1992

CONSECUTIVE HOME WINS

(Includes conference and NCAA tournaments)

No.	Team	From	To
40	Ohio Wesleyan	Aug. 30, 1991	Oct. 29, 1993
26	Williams	Oct. 3, 1998	Nov. 4, 2000
26	Johns Hopkins	Sept. 14, 1996	Oct. 14, 1998
26	Williams	Oct. 17, 1987	Oct. 9, 1990
25	Wheaton (Mass.)	Oct. 14, 2000	Oct. 23, 2002
23	Wis.-Oshkosh	Sept. 24, 1992	Nov. 12, 1994
22	UC San Diego	Sept. 19, 1993	Sept. 22, 1995
22	UC San Diego	Sept. 26, 1984	Sept. 26, 1986
21	Ohio Wesleyan	Oct. 15, 1999	Nov. 12, 2000
21	Claremont-M-S	Nov. 1, 1999	Oct. 3, 2001
19	Richard Stockton	Oct. 20, 2000	Nov. 17, 2001
18	Fredonia St.	Oct. 18, 1995	Aug. 31, 1996
18	Plattsburgh St.	1993	1995
17	Neb. Wesleyan	Oct. 4, 1998	Sept. 9, 2000
17	Rhodes	Oct. 26, 1993	Oct. 28, 1995

CONSECUTIVE CONFERENCE WINS

(Includes conference tournaments)

No.	Team	From	To
42	Luther	Sept. 18, 1996	Oct. 4, 2000
41	Wheaton (Ill.)	Sept. 1988	Nov. 1994
35	Wheaton (Ill.)	Nov. 1994	Oct. 21, 2000
31	Claremont-M-S	Sept. 1983	Oct. 1985
30	Mary Washington	Sept. 1991	Oct. 1994
29	Roger Williams	Oct. 1999	Nov. 2, 2001
27	Rowan	Oct. 2, 1986	Sept. 25, 1989
25	Messiah	Nov. 12, 1999	Nov. 2, 2002
24	Muhlenberg	Oct. 14, 1986	Sept. 29, 1990
20	Wooster	Sept. 10, 1977	1979
20	Trinity (Tex.)	Sept. 26, 1999	Sept. 30, 2001
20	Johns Hopkins	Oct. 30, 1999	Nov. 2, 2001
19	Claremont-M-S	Oct. 1985	Oct. 1987
18	Wheaton (Mass.)	Oct. 14, 2000	Oct. 17, 2002
17	Fredonia St.	Oct. 18, 1996	Oct. 3, 1998
17	Ohio Wesleyan	Sept. 24, 1985	Sept. 24, 1988
17	Norwich	Sept. 8, 1999	Oct. 21, 2000

CONSECUTIVE CONFERENCE GAMES UNBEATEN

(Includes conference tournaments)

No.	Team	From	To
57	Claremont-M-S	Sept. 1983	Nov. 1987
42	Luther	Sept. 18, 1996	Oct. 4, 2000
41	Wheaton (Ill.)	Sept. 1988	Nov. 1994
40	Rowan	Oct. 27, 1984	Sept. 25, 1989
39	Wheaton (Ill.)	Nov. 1994	Oct. 10, 2001
37	Mary Washington	Oct. 1994	Oct. 1998
35	St. Lawrence	Sept. 21, 1996	Oct. 11, 2002
32	Roger Williams	Oct. 1999	Nov. 7, 2002
29	Claremont-M-S	Oct. 1977	Oct. 1980
24	Muhlenberg	Oct. 14, 1986	Sept. 29, 1990
24	Ohio Wesleyan	Sept. 24, 1985	Oct. 7, 1989
23	Norwich	Sept. 8, 1999	Sept. 21, 2002
22	Drew	Sept. 20, 2001	current
22	Macalester	Oct. 9, 1996	Oct. 14, 1998
21	Bethany (W.Va.)	Nov. 2, 1996	Sept. 9, 2001
20	Johns Hopkins	Oct. 30, 1999	Nov. 2, 2001
20	Wooster	Sept. 10, 1977	1979

CONSECUTIVE WINNING SEASONS

No.	Team	From	To
29	Claremont-M-S	1974	current
29	Ohio Wesleyan	1974	current
27	Elizabethtown	1975	current
27	Rowan	1975	current
26	Messiah	1975	current
25	St. John's (Minn.)	1974	1998
25	Wilmington (Ohio)*	1977	current
20	Williams	1982	current
18	UC San Diego	1982	1999
17	Middlebury	1985	current
17	Wis.-Oshkosh	1985	current
16	Cortland St.	1981	1996
16	Plymouth St.	1974	1989
14	Mary Washington	1984	1997
15	Macalester	1987	current
14	Wheaton (Ill.)	1988	current
14	Centre	1988	current

*Wilmington (Ohio) was not an NCAA member from 1980-89.

SEASON WINS

No.	Team	Year
25	Richard Stockton	2001
24	Rowan	2000
24	Wheaton (Ill.)	1997
24	Elizabethtown	1989
23	Messiah	2002
23	Otterbein	2002
23	Ohio Wesleyan	2000
23	Elizabethtown	1990
23	UC San Diego	1988
23	UNC Greensboro	1983
22	Messiah	2000
22	St. Lawrence	1999
22	Ohio Wesleyan	1991
21	Drew	2002
21	Arcadia	2002
21	Norwich	2001
21	Messiah	2001
21	Wheaton (Mass.)	2001
21	Linfield	2000
21	Cabrini	1998
21	Wheaton (Ill.)	1998
21	Mary Washington	1997
21	Luther	1996
21	Elizabethtown	1993
21	UC San Diego	1993
21	MacMurray	1991
21	Elizabethtown	1987
21	UC San Diego	1985
21	Wheaton (Ill.)	1984

CONSECUTIVE SHUTOUT GAMES

No.	Team	From	To
13	Muhlenberg	Sept. 3, 1988	Oct. 13, 1988
13	St. John's (Minn.)	Sept. 22, 1982	Nov. 6, 1982
11	Williams	Oct. 6, 1998	Nov. 14, 1998
10	Elizabethtown	Sept. 25, 1999	Oct. 27, 1999
10	Macalester	Nov. 6, 1997	Sept. 27, 1998
10	Messiah	1995	1995
9	Plattsburgh St.	1994	1994
8	UC Santa Cruz	Sept. 13, 2002	Oct. 10, 2002
8	Ohio Wesleyan	Oct. 17, 2000	Nov. 12, 2000
8	Johns Hopkins	Sept. 28, 1996	Oct. 27, 1996
8	UC San Diego	Sept. 14, 1988	Oct. 2, 1988
8	Ohio Wesleyan	Oct. 6, 1982	Nov. 2, 1982
8	Rowan	Nov. 29, 1980	Sept. 26, 1981
7	Westfield St.	Oct. 13, 2000	Nov. 4, 2000
7	Roger Williams	Oct. 16, 1999	Nov. 4, 1999
7	Rowan	Oct. 11, 1999	Nov. 4, 1999
7	Rowan	Sept. 12, 1999	Oct. 6, 1999
7	Wis.-Oshkosh	Oct. 29, 1992	Sept. 20, 1993
7	Montclair St.	Oct. 2, 1992	Oct. 24, 1992
7	MacMurray	Sept. 18, 1991	Oct. 5, 1991
7	Rowan	Sept. 1, 1990	Sept. 18, 1990
7	Muhlenberg	Sept. 10, 1989	Sept. 29, 1989
7	UC San Diego	Oct. 14, 1988	Oct. 29, 1988
7	Rowan	Oct. 17, 1979	Nov. 6, 1979

MOST IMPROVED

Team	Year	W-L-T	Next Year	W-L-T	Improvement
Puget Sound	1998	7-12-1	1999	20-2-0	11.5
Wentworth Inst.	1995	1-17-0	1996	12-6-0	11.0
Bard	2000	5-13-1	2001	14-1-0	10.5
Bridgewater St.	1992	4-14-0	1993	15-4-1	10.5
Central (Iowa)	2001	5-10-2	2002	16-2-1	9.5
Emory	1983	7-13-1	1984	16-3-2	9.5
Dallas	2000	2-11-3	2001	14-5-0	9.0
Franklin	1999	1-18-0	2000	10-9-0	9.0
Elms	1999	4-12-0	2000	12-3-0	8.5
UC San Diego	1992	8-6-4	1993	21-2-1	8.5
Susquehanna	1992	2-14-1	1993	11-6-0	8.5
MacMurray	1987	2-14-3	1988	13-8-0	8.5
Wheaton (Ill.)	1987	9-10-1	1988	19-3-2	8.5

Team	Year	W-L-T	Next Year	W-L-T	Improvement
Fontbonne	2000	3-13-2	2001	11-5-1	8.0
Mass.-Dartmouth	1999	6-12-1	2000	16-6-1	8.0
Wash. & Lee	1999	9-8-0	2000	19-2-0	8.0
Springfield	1998	6-13-0	1999	15-6-0	8.0
Mount Union	1982	4-11-0	1983	12-3-1	8.0
Wilmington (Ohio)	1976	3-9-1	1977	13-3-0	8.0

Annual Champions

SCORING OFFENSE

Season	Team	GM	G	Avg.
1998	Wilmington (Ohio)	20	83	4.15
1999	Johns Hopkins	18	76	4.22
2000	Trinity (Tex.)	20	96	4.80
2001	Trinity (Tex.)	19	86	4.53
2002	Trinity (Tex.)	23	103	4.48

TEAM GOALS-AGAINST AVERAGE

Season	Team	GM	MIN	GA	GAA
1998	Roanoke	19	1,778	8	0.41
1999	Rowan	21	1,923	7	0.33
2000	St. Lawrence	19	1,782.8	5	0.25
2001	Alfred	15	1,422	7	0.44
2002	Salisbury	19	1,770	7	0.36

SHUTOUT PERCENTAGE

Season	Team	GM	SO	Avg.
1998	Williams	19	13	0.68
1999	Johns Hopkins	18	14	0.78
2000	St. Lawrence	19	14	0.74
2001	Alfred	15	12	0.80
2002	Messiah	26	18	0.69

WINNING PERCENTAGE

Season	Team	W	L	T	Pct.
1998	Wheaton (Ill.)	21	1	0	.955
1999	St. Lawrence	22	0	0	1.000
	Neb. Wesleyan	19	0	0	1.000
2000	Ohio Wesleyan	23	1	0	.958
2001	Norwich	21	1	0	.955
2002	Carnegie Mellon	16	1	0	.941

2002 Most Improved

School	2001	2002	\$Games Improved
Central (Iowa)	5-10-2	16-2-1	9.5
Oberlin	1-15-0	9-9-1	7.0
Defiance	3-14-0	10-8-1	6.5
McMurry	6-11-1	13-5-1	6.5
Nazareth	4-10-1	12-5-1	6.5
Webster	6-11-1	11-3-5	6.5
Johnson & Wales	6-13-1	14-9-1	6.0
Lasell	6-10-0	12-4-3	6.0
Marietta	6-11-0	12-5-2	6.0
Mount Union	5-13-0	11-7-1	6.0
N. C. Wesleyan	3-14-0	9-8-2	6.0
Washington (Md.)	3-13-1	9-7-2	6.0
Bridgewater (Va.)	4-11-0	11-7-0	5.5
Brockport St.	8-8-0	16-5-0	5.5
St. Norbert	7-8-0	14-4-1	5.5
Vassar	4-11-0	11-7-0	5.5
Concordia (Ill.)	1-17-1	6-12-0	5.0
Eastern	9-10-0	13-4-2	5.0
Ithaca	6-10-0	12-6-2	5.0
Rhode Island Col.	4-11-5	11-8-0	5.0
Western Conn. St.	9-8-4	14-3-5	5.0

\$To determine games improved, add the difference in victories between the two seasons to the difference in losses, then divide by two; ties not counted. Includes postseason.

Final Coaches' Polls

NOTE: Poll conducted by the Intercollegiate Soccer Coaches Association of America (ISAA) from 1980-95. The National Soccer Coaches Association of America assumed responsibility in 1996.

1980

1. Babson
2. Scranton
3. Rowan
4. Washington (Mo.)
5. Binghamton
6. Calvin
7. Brandeis
8. MacMurray
9. Averett
10. Ithaca
11. Ohio Wesleyan
12. Lynchburg
13. Wesleyan (Conn.)
14. Kean
15. Bethany (W.Va.)
16. Wheaton (Ill.)
17. Plymouth St.
18. Clarkson
19. Wilmington (Ohio)
20. Col. of New Jersey

1981

1. Rowan
2. Cortland St.
3. Brandeis
4. Ohio Wesleyan
5. Keene St.
6. Wheaton (Ill.)
7. Averett
8. UNC Greensboro
9. Scranton
10. Fredonia St.
11. Washington (Mo.)
12. Messiah
13. Dennison
14. Colorado Col.
15. Plymouth St.
16. St. Lawrence
17. FDU-Madison
18. Plattsburgh St.
18. Frostburg St.
20. Amherst

1984

1. UNC Greensboro
2. Wheaton (Ill.)
3. Kean
4. Salem St.
5. Rochester Inst.
6. UC San Diego
7. Bethany (W.Va.)
8. Col. of New Jersey
9. Emory
10. Union (N.Y.)
11. Worcester Tech
12. Wilmington (Ohio)
13. Claremont-M-S
14. Washington (Mo.)
15. Ohio Wesleyan
16. Buffalo St.
17. N.C. Wesleyan
18. Lynchburg
19. Colorado Col.

20. Williams

1990

1. Elizabethtown
2. Kenyon
3. Rochester Inst.
4. UC San Diego
5. Bethany (W.Va.)
6. Colby
7. Cortland St.
8. Ohio Wesleyan
9. Kean
10. Wheaton (Ill.)
11. Babson
12. Methodist
13. Macalester
14. Scranton
15. Va. Wesleyan
16. Rowan
17. Salem St.
18. Cal St. San B'dino
18. Plattsburgh St.
20. Calvin

1991

1. Ohio Wesleyan
2. Rowan
3. Muhlenberg
4. Methodist
5. Fontbonne
6. Ithaca
7. Wesleyan (Conn.)
8. UC San Diego
9. Col. of New Jersey
10. Elizabethtown
11. Cortland St.
12. Kenyon
13. Bethany (W.Va.)
14. Kean
15. Washington (Mo.)
16. Western Conn. St.
17. Cal Lutheran
18. Messiah
19. Va. Wesleyan
20. Wheaton (Ill.)

1992

1. Hobart
2. Methodist
3. Elizabethtown
4. Rowan
5. Babson
6. Kenyon
7. Colorado Col.
8. Washington (Mo.)
9. Va. Wesleyan
10. Ohio Wesleyan
10. Messiah
12. Plattsburgh St.
13. Kean
14. Williams
15. Claremont-M-S
16. Fontbonne
17. Muhlenberg

18. Bethany (W.Va.)
19. Worcester Tech
20. Montclair St.
21. Cortland St.
22. Cal Lutheran
23. Wooster
24. Col. of New Jersey
25. MacMurray
25. Rensselaer

1993

1. Kenyon
2. Williams
3. Elizabethtown
4. Cortland St.
5. UC San Diego
6. Rowan
7. Ohio Wesleyan
8. Mary Washington
9. Wheaton (Ill.)
10. Gettysburg
11. Salem St.
12. Plattsburgh St.
13. Methodist
14. Col. of New Jersey
15. Colorado Col.
16. Washington (Mo.)
17. DePauw
18. Amherst
19. Roanoke
20. Kean
21. Messiah
22. Clarkson
23. Claremont-M-S
24. Wis.-Oshkosh
25. Scranton

1994

1. Ohio Wesleyan
2. Williams
3. Muhlenberg
4. Col. of New Jersey
5. Wis.-Oshkosh
6. Greensboro
7. Rochester Inst.
8. Claremont-M-S
9. Rowan
10. Elizabethtown
11. Va. Wesleyan
12. Kenyon
13. Plattsburgh St.
14. Middlebury
15. Washington (Mo.)
16. Gust. Adolphus
17. Methodist
17. Western Conn. St.
19. Kean
20. Hope
21. UC San Diego
22. Albany (N.Y.)
23. Wheaton (Ill.)
23. Johns Hopkins
25. Tufts

1995

1. Methodist
2. Williams
3. Messiah
4. Rowan
5. Hope

6. Chapman
7. Ithaca
8. Va. Wesleyan
9. Washington (Mo.)
10. Muhlenberg
11. Col. of New Jersey
12. Ohio Wesleyan
13. UC San Diego
14. Middlebury
15. Wheaton (Ill.)
16. Elizabethtown
17. St. Lawrence
18. Fredonia St.
19. Kenyon
20. Greensboro
21. Richard Stockton
22. Colorado Col.
23. Gettysburg
24. Hiram
24. Wis.-Oshkosh

1996

1. Col. of New Jersey
2. Kenyon
3. Ithaca
4. Williams
5. Chicago
6. Bethany (W. Va.)
7. Greensboro
8. Luther
9. Richard Stockton
10. Elizabethtown
11. Trinity (Tex.)
12. Wheaton (Ill.)
13. Middlebury
14. Wilmington (Ohio)
15. St. Lawrence
16. Mary Washington
17. Concordia (Minn.)
18. Salem St.
19. Hope
20. UC San Diego
21. Rowan
22. Fredonia St.
23. Wheaton (Ill.)
24. Muhlenberg
25. Johns Hopkins

1997

1. Wheaton (Ill.)
2. Col. of New Jersey
3. Mary Washington
4. Amherst
5. Gettysburg
6. Ithaca
7. Ohio Wesleyan
7. Cal Lutheran
9. Kean
10. Plymouth St.
11. Macalester
12. Va. Wesleyan
13. Muhlenberg
14. Alma
15. Kenyon
16. Washington (Mo.)
17. Rensselaer
18. Rochester
19. Wheaton (Mass.)
20. Trinity (Tex.)
21. Messiah

22. Greensboro
23. Rowan
24. Johns Hopkins
25. Rhodes

1998

1. Ohio Wesleyan
2. Greensboro
3. Williams
4. Rowan
5. Trinity (Tex.)
5. St. Lawrence
7. Johns Hopkins
8. Macalester
9. Wheaton (Ill.)
10. Messiah
11. Plymouth St.
12. Richard Stockton
13. Clarkson
14. Pacific (Ore.)
15. Otterbein
16. East. Mennonite
17. St. Olaf
18. Gettysburg
19. Middlebury
20. Montclair St.
21. Bethany (W.Va.)
22. Emory
23. Kean
24. Va. Wesleyan
25. Rhodes

1999

1. St. Lawrence
2. Williams
3. Wheaton (Ill.)
4. Rowan
5. Otterbein
6. Elizabethtown
6. Puget Sound
8. Greensboro
9. Gettysburg
9. Ithaca
11. Wis.-Oshkosh
12. Amherst
13. Richard Stockton
13. Chris. Newport
15. Wilmington (Ohio)
16. Middlebury
17. Macalester
18. St. Olaf
19. Messiah
20. Salisbury
21. Trinity (Tex.)
22. Plattsburgh St.
23. Ohio Wesleyan
24. Mary Washington
25. Trinity (Conn.)
25. Alma

2000

1. Ohio Wesleyan
2. Trinity (Tex.)
3. St. Lawrence
4. Linfield
5. Williams
6. Rowan
7. Messiah
8. Wash. & Lee
9. Wis.-Oshkosh

10. Gust. Adolphus
11. Wheaton (Mass.)
12. Greensboro
13. Johns Hopkins
14. Kean
15. DePauw
16. Plattsburgh St.
17. Chris. Newport
18. Elizabethtown
19. Middlebury
20. Sewanee
21. Rochester
22. Claremont-M-S
23. John Carroll
24. Salisbury
25. Col. of New Jersey

2001

1. Messiah
2. St. Lawrence
3. Williams
4. Richard Stockton
5. Greensboro
6. Neb. Wesleyan
7. Kalamazoo
8. Wis.-Oshkosh
9. Wheaton (Mass.)
10. Kean
11. Roanoke
12. UC Santa Cruz
13. Arcadia
14. Chicago
15. Otterbein
16. Hamilton
17. Rowan
18. John Carroll
19. Keene St.
20. Trinity (Tex.)
21. Drew
22. Claremont-M-S
23. Plattsburgh St.
24. Mary Washington
25. New Jersey City

2002

1. Messiah
2. Otterbein
3. Trinity (Tex.)
4. St. Lawrence
5. Drew
6. Wheaton (Ill.)
7. Arcadia
8. Macalester
9. Redlands
10. Williams
11. Greensboro
12. Ohio Wesleyan
13. Richard Stockton
- T14. Roanoke
- T14. Carnegie Mellon
16. Amherst
17. Rowan
18. Wis.-Whitewater
19. Salisbury
20. Puget Sound
21. Merchant Marine
22. Wis.-Oshkosh
23. Hope
24. Bowdoin
- T25. Cortland St.
- T25. Keene St.

2002 Men's Statistical Leaders

Division I Individual Leaders	46
Division I Team Leaders	47
Division II Individual Leaders	48
Division II Team Leaders	49
Division III Individual Leaders	50
Division III Team Leaders.....	51



Division I Individual Leaders

Points Per Game

Player, Team	CL	Games	Goals	Asst.	Pts.	Avg.
1. Chris Goos, UNC Greensboro.....	Sr.	22	20	20	60	2.73
2. Alecko Eskandarian, Virginia.....	Jr.	20	25	4	54	2.70
3. Antou Jallow, Wis.-Milwaukee.....	So.	20	24	5	53	2.65
4. Joseph Ngwenya, Coastal Caro.....	Jr.	24	27	9	63	2.63
5. Jeff Deren, Massachusetts.....	Sr.	20	22	7	51	2.55
6. Dimelon Westfield, Clemson.....	Sr.	20	20	5	45	2.25
7. Matthew Osborne, George Washington.....	Sr.	22	19	11	49	2.23
8. Arnar Johannsson, George Washington.....	Jr.	19	18	6	42	2.21
9. T.J. Rolfling, Radford.....	Sr.	20	19	5	43	2.15
10. Ryan Kneipper, North Carolina.....	Sr.	21	18	9	45	2.14
11. Francis Wakhsii, Winthrop.....	Sr.	23	21	5	47	2.04
12. Jason Cole, St. Louis.....	Sr.	21	18	6	42	2.00
Rob Friend, UC Santa Barb.....	Sr.	22	20	4	44	2.00
Damien Pottinger, Duquesne.....	Jr.	21	18	6	42	2.00
Diego Walsh, Southern Methodist.....	Sr.	21	17	8	42	2.00
16. Darryl Roberts, Liberty.....	Fr.	21	17	7	41	1.95
17. Attila Vendegh, Old Dominion.....	Jr.	20	16	7	39	1.95
18. George Kithas, Detroit.....	Jr.	18	13	9	35	1.94
19. Garret Pickard, Centenary (La.).....	Jr.	19	10	16	36	1.89
20. Jamil Walker, Santa Clara.....	Sr.	17	14	4	32	1.88
21. Cliff Patterson, UNC Greensboro.....	Sr.	22	17	7	41	1.86
22. Ryan Coiner, San Diego.....	Sr.	20	14	9	37	1.85
23. Felipe Pereira, Centenary (La.).....	Jr.	18	14	5	33	1.83
24. Damani Ralph, Connecticut.....	Sr.	23	18	5	41	1.78
25. Byron Carmichael, Marshall.....	Sr.	18	15	2	32	1.78
26. Sun Potter, Oral Roberts.....	So.	13	10	3	23	1.77
27. Pat Noonan, Indiana.....	Sr.	21	14	9	37	1.76
28. Hunter West, South Fla.....	Fr.	18	14	3	31	1.72
29. Del Olaoye, Mercer.....	Fr.	14	11	2	24	1.71
30. Fernando Castellanos, Belmont.....	Jr.	17	12	5	29	1.71

Goals Per Game

Player, Team	CL	Games	Goals	Avg.
1. Alecko Eskandarian, Virginia.....	Jr.	20	25	1.25
2. Antou Jallow, Wis.-Milwaukee.....	So.	20	24	1.20
3. Joseph Ngwenya, Coastal Caro.....	Jr.	24	27	1.13
4. Jeff Deren, Massachusetts.....	Sr.	20	22	1.10
5. Dimelon Westfield, Clemson.....	Sr.	20	20	1.00
6. T.J. Rolfling, Radford.....	Sr.	20	19	0.95
7. Arnar Johannsson, George Washington.....	Jr.	19	18	0.95
8. Francis Wakhsii, Winthrop.....	Sr.	23	21	0.91
9. Rob Friend, UC Santa Barb.....	Sr.	22	20	0.91
Chris Goos, UNC Greensboro.....	Sr.	22	20	0.91
11. Matthew Osborne, George Washington.....	Sr.	22	19	0.86
12. Jason Cole, St. Louis.....	Sr.	21	18	0.86
Ryan Kneipper, North Carolina.....	Sr.	21	18	0.86
Damien Pottinger, Duquesne.....	Jr.	21	18	0.86
15. Byron Carmichael, Marshall.....	Sr.	18	15	0.83
16. Jamil Walker, Santa Clara.....	Sr.	17	14	0.82
17. Darryl Roberts, Liberty.....	Fr.	21	17	0.81
Diego Walsh, Southern Methodist.....	Sr.	21	17	0.81
19. Attila Vendegh, Old Dominion.....	Jr.	20	16	0.80
20. Chris Rolfe, Dayton.....	So.	19	15	0.79
21. Del Olaoye, Mercer.....	Fr.	14	11	0.79
22. Damani Ralph, Connecticut.....	Sr.	23	18	0.78
23. Alon Lubezky, Hartford.....	So.	18	14	0.78
Felipe Pereira, Centenary (La.).....	Jr.	18	14	0.78
Hunter West, South Fla.....	Fr.	18	14	0.78
26. Drew McAthy, UC Santa Barb.....	So.	22	17	0.77
Cliff Patterson, UNC Greensboro.....	Sr.	22	17	0.77
28. Sun Potter, Oral Roberts.....	So.	13	10	0.77
29. Kevin Ara, Harvard.....	Jr.	12	9	0.75
Alan Gordon, Oregon St.....	Jr.	20	15	0.75

Assists Per Game

Player, Team	CL	Games	Assists	Avg.
1. Chris Goos, UNC Greensboro.....	Sr.	22	20	0.91
2. Memo Arzate, UC Santa Barb.....	Jr.	21	18	0.86
3. Garret Pickard, Centenary (La.).....	Jr.	19	16	0.84
4. Matt Crawford, North Carolina.....	Sr.	21	16	0.76
5. Adam Bruh, Michigan.....	Fr.	18	13	0.72
6. David McGill, UC Santa Barb.....	Jr.	21	15	0.71
7. Rhian Dodds, Robert Morris.....	Sr.	17	11	0.65
8. Roger Levesque, Stanford.....	Sr.	21	13	0.62
9. Kevin Wickart, St. Louis.....	Jr.	20	12	0.60
10. Andrew Dorman, Boston U.....	Jr.	17	10	0.59
Jonathan Hemmert, Bucknell.....	So.	17	10	0.59
12. Machel Millwood, Towson.....	Sr.	19	11	0.58
Federico Peria, North Carolina St.....	Fr.	19	11	0.58
14. Chad Riley, Notre Dame.....	Jr.	21	12	0.57
15. Jay Alberts, Yale.....	Sr.	16	9	0.56
16. Richard Blackburn, Jacksonville.....	So.	18	10	0.56
17. Alex Hernandez, UNLV.....	Jr.	20	11	0.55
Yossi Raz, Cal St. Northridge.....	So.	20	11	0.55
19. Fabio Tambosi, Clemson.....	Sr.	22	12	0.55
20. Todd Dunivant, Stanford.....	Sr.	21	11	0.52
21. Kenny Bundy, UNC Greensboro.....	Sr.	22	11	0.50
Jordan Cita, Duke.....	Jr.	20	10	0.50
Brian Deutsch, East Caro.....	Jr.	18	9	0.50
George Kithas, Detroit.....	Jr.	18	9	0.50
Shawn Kuykendall, American.....	So.	22	11	0.50
Yuri Morales, Massachusetts.....	Sr.	20	10	0.50
Matthew Osborne, George Washington.....	Sr.	22	11	0.50
Tiest Sondaal, Xavier.....	So.	18	9	0.50

Goals-Against Average

Player, Team	CL	Games	Mins.	Goals	GA	Avg.
1. Robby Fulton, Stanford.....	So.	18	1,681	8	0.43	
2. Bill Gaudette, St. John's (N.Y.).....	Jr.	21	1,985	10	0.45	
3. Chris Dadaian, Wis.-Milwaukee.....	Sr.	17	1,491	9	0.54	
4. John Moschella, St. Peter's.....	Fr.	14	967	6	0.56	
5. Kevin Baker, Holy Cross.....	Jr.	19	1,792	12	0.60	
6. Adam Edwards, Bucknell.....	Fr.	19	1,747	12	0.62	
7. Matthew Haefner, Pennsylvania.....	Jr.	17	1,598	11	0.62	
8. Alex Maslow, Furman.....	So.	15	1,281	9	0.63	
9. William Hesmer, Wake Forest.....	Jr.	19	1,794	13	0.65	
10. Steven Burns, Fairfield.....	Fr.	11	900	7	0.70	
11. T.J. Tomasso, Southern Methodist.....	So.	21	1,912	15	0.71	
12. Curtis Spleri, Portland.....	Sr.	19	1,717	14	0.73	
13. Ryan Sickman, Penn St.....	So.	20	1,341	11	0.74	
14. Ryan Grzeszczak, Lehigh.....	Sr.	21	2,039	17	0.75	
15. Zach Wells, UCLA.....	Jr.	23	2,131	18	0.76	
16. Jay Freedman, Lafayette.....	Jr.	11	922	8	0.78	
17. Jay Nolly, Indiana.....	So.	21	1,956	17	0.78	
18. Noah Palmer, Maryland.....	Fr.	25	2,032	18	0.80	
19. Martin Hutton, St. Louis.....	So.	21	1,797	16	0.80	
20. John Adams, Cincinnati.....	Jr.	13	1,228	11	0.81	
21. Brian Rowland, UMBC.....	Sr.	19	1,781	16	0.81	
22. Parker Jarvis, San Diego.....	Fr.	15	1,112	10	0.81	
23. Andrew Nucifora, Fairleigh Dickinson.....	Jr.	23	2,306	21	0.82	
24. Peter Dzubay, Michigan.....	Fr.	14	1,096	10	0.82	
25. Chris Dunsheath, Bradley.....	Fr.	24	2,271	21	0.83	
26. Aaron Sanders, Coastal Caro.....	So.	19	1,509	14	0.83	
27. Josh Saunders, California.....	Sr.	22	2,003	19	0.85	
28. Doug Carr, Dartmouth.....	Sr.	17	1,543	15	0.87	
29. Keith Wiggins, Col. of Charleston.....	So.	17	1,532	15	0.88	
30. Andrew Weber, New Mexico.....	So.	22	2,004	20	0.90	

Saves Per Game

Player, Team	CL	Games	Saves	Avg.
1. Slash Graham, La Salle.....	So.	19	156	8.21
2. Conor Shilcock-Elliott, Quinnipiac.....	Fr.	13	106	8.15
3. Dan Ferrin, Stony Brook.....	Jr.	15	105	7.00
4. Pat Hannigan, Temple.....	Jr.	20	139	6.95
5. Zach Vogt, Wofford.....	So.	15	104	6.93
6. Rio Oros, Gardner-Webb.....	Sr.	20	137	6.85
7. Mitchell Watson, North Carolina St.....	Sr.	18	120	6.67
8. Patrick McAllen, Iona.....	So.	20	131	6.55

Player, Team	CL	Games	Saves	Avg.
9. Matt Renfrow, Belmont	So.	15	98	6.53
10. Andy Hicks, Towson	Sr.	20	126	6.30
11. Sam Cameron, Old Dominion	Jr.	17	107	6.29
12. Will Martin, Colgate	Jr.	16	99	6.19
13. R.J. Marvinney, East Caro.	Sr.	18	111	6.17
14. Eric Lona, High Point	Sr.	19	117	6.16
15. Mike McCarthy, Gonzaga	Sr.	15	91	6.07
16. Tyler Robinson, Michigan St.	Jr.	18	107	5.94
17. Nathaniel Freihaut, Fordham	Jr.	17	101	5.94
18. Ryan Eames, Eastern Ill.	Fr.	20	118	5.90
19. Antonio Treglia, Manhattan	Jr.	18	106	5.89
20. Matt Smith, Boston U.	Sr.	17	100	5.88
21. Igor Yatsenko, Adelphi	Sr.	18	104	5.78
22. Mike Nwaneri, Richmond	Jr.	19	109	5.74
23. Kevin Dougher, St. Joseph's	Sr.	18	102	5.67
Jeff Oleck, Valparaiso	Fr.	15	85	5.67
25. Beau Williams, UMKC	Sr.	17	96	5.65
26. Brian Barnes, San Diego St.	Sr.	18	98	5.44
27. Daryl Sattler, Western Ky.	Jr.	19	103	5.42
28. Chris McKinney, West Virginia	Jr.	16	85	5.31

Team	Games	Shutouts	Pct.
21. Loyola (Md.)	21	9	0.43
Loyola Marymount	21	9	0.43
23. George Mason	19	8	0.42
Michigan St.	19	8	0.42
Xavier	19	8	0.42
26. Davidson	20	8	0.40
Towson	20	8	0.40

Goals-Against Average

Team	Games	Min.	Goals	GA Avg.
1. St. John's (N.Y.)	21	2,036	10	0.44
2. Wake Forest	21	1,999	13	0.59
3. Holy Cross	19	1,797	12	0.60
4. Stanford	25	2,376	16	0.61
5. Bucknell	19	1,747	12	0.62
6. Pennsylvania	17	1,598	11	0.62
7. Furman	23	2,155	16	0.67
8. Wis.-Milwaukee	22	2,003	15	0.67
9. Southern Methodist	22	2,080	16	0.69
10. Coastal Caro.	24	2,274	18	0.71
11. Maryland	25	2,284	19	0.75
12. Lehigh	21	2,039	17	0.75
13. UCLA	24	2,255	19	0.76
14. UMBC	20	1,872	16	0.77
15. Indiana	21	1,985	17	0.77
16. St. Peter's	19	1,776	16	0.81
17. Fairleigh Dickinson	23	2,306	21	0.82
18. Bradley	24	2,271	21	0.83
19. California	22	2,049	19	0.83
20. Portland	20	1,868	18	0.87
21. New Mexico	22	2,030	20	0.89
22. UC Santa Barb.	22	2,021	20	0.89
23. Lafayette	18	1,702	17	0.90
24. Dartmouth	17	1,588	16	0.91
25. Ohio St.	19	1,771	18	0.91
26. Loyola Marymount	21	1,961	20	0.92
27. Va. Commonwealth	21	1,958	20	0.92
28. St. Louis	21	1,944	20	0.93
29. Connecticut	23	2,090	22	0.95
30. Notre Dame	21	1,984	21	0.95


Division I Team Leaders

Scoring Offense

Team	Games	Goals	Avg.
1. UNC Greensboro	22	76	3.45
2. Centenary (La.)	19	63	3.32
3. Wis.-Milwaukee	22	72	3.27
4. UC Santa Barb.	22	67	3.05
5. Winthrop	23	66	2.87
6. Coastal Caro.	24	67	2.79
7. Massachusetts	20	55	2.75
8. Memphis	18	47	2.61
9. Duquesne	21	54	2.57
Wake Forest	21	54	2.57
11. North Carolina	22	56	2.55
12. Clemson	22	55	2.50
Southern Methodist	22	55	2.50
Virginia	22	55	2.50
15. Fla. Atlantic	17	42	2.47
Santa Clara	17	42	2.47
17. Mercer	18	44	2.44
18. Ill.-Chicago	20	48	2.40
Maryland	25	60	2.40
20. St. Louis	21	50	2.38
21. George Washington	22	52	2.36
22. San Diego	20	46	2.30
23. Creighton	24	54	2.25
Michigan	20	45	2.25
Florida Int'l	20	45	2.25
26. Cal St. Northridge	21	47	2.24
Liberty	21	47	2.24
Oregon St.	21	47	2.24
29. UCLA	24	53	2.21
30. Detroit	20	44	2.20

Shutout Percentage

Team	Games	Shutouts	Pct.
1. Furman	23	16	0.70
2. St. John's (N.Y.)	21	13	0.62
3. UMBC	20	12	0.60
4. Pennsylvania	17	10	0.59
5. Holy Cross	19	11	0.58
6. Bucknell	19	10	0.53
7. Va. Commonwealth	21	11	0.52
Wake Forest	21	11	0.52
9. Maryland	25	13	0.52
Stanford	25	13	0.52
11. California	22	11	0.50
Wis.-Milwaukee	22	11	0.50
13. Connecticut	23	11	0.48
14. Ohio St.	19	9	0.47
15. Coastal Caro.	24	11	0.46
16. UC Santa Barb.	22	10	0.45
Southern Methodist	22	10	0.45
18. Portland	20	9	0.45
San Diego	20	9	0.45
20. Charlotte	18	8	0.44



La Salle Sports Information

As a sophomore, Stash Graham, La Salle, made 156 saves in 19 games for an average of 8.21 saves per game. Graham's efforts earned him the number 1 spot on the list.

Winning Percentage

Team	Won	Lost	Tied	Pct.
1. Wis.-Milwaukee	19	2	1	0.886
2. Furman	19	3	1	0.848
3. UC Santa Barb.	18	3	1	0.841
4. Coastal Caro.	19	3	2	0.833
5. New Mexico	18	4	0	0.818
6. UCLA	18	3	3	0.813
7. Wake Forest	15	2	4	0.810
8. Maryland	20	5	0	0.800
9. Southern Methodist	16	3	3	0.795
10. Creighton	18	4	2	0.792
11. Boston College	18	5	0	0.783
12. Indiana	15	4	2	0.762
St. Louis	15	4	2	0.762
Loyola Marymount	15	4	2	0.762
15. Stanford	18	5	2	0.760
16. Connecticut	17	6	0	0.739
17. Duquesne	13	3	5	0.738
Va. Commonwealth	15	5	1	0.738
St. John's (N.Y.)	13	3	5	0.738
20. Centenary (La.)	14	5	0	0.737
21. Pennsylvania	12	4	1	0.735
22. Cal St. Northridge	14	5	2	0.714
23. Appalachian St.	13	5	1	0.711
Bucknell	13	5	1	0.711
Holy Cross	13	5	1	0.711
26. San Diego	14	6	0	0.700
27. Loyola (Md.)	13	5	3	0.690
28. California	14	6	2	0.682
Clemson	13	5	4	0.682
Virginia	15	7	0	0.682

Division II Individual Leaders

Points Per Game

Player, Team	CL	Games	Goals	Asst.	Pts.	Avg.
1. Paul Hopkins, Tusculum	So.	21	28	13	69	3.29
2. Ricky Charles, S.C.-Spartanburg	Jr.	22	25	13	63	2.86
3. Derek Thomas, Limestone	Sr.	19	19	14	52	2.74
4. David Ormesher, Tusculum	Sr.	21	18	19	55	2.62
5. Lance Snodgrass, Regis (Colo.)	Jr.	16	17	7	41	2.56
6. Juan Trujillo, Limestone	Fr.	18	20	6	46	2.56
7. Kyle Clancy, Dominican (N.Y.)	Fr.	20	22	6	50	2.50
8. Mounir Tajiou, Southern N.H.	Sr.	24	24	11	59	2.46
9. Jorge Chapoy, East Stroudsburg	Sr.	21	21	8	50	2.38
10. Khano Smith, Lees-McRae	Sr.	19	19	7	45	2.37
11. Lubomir Bogdanov, Incarnate Word	Fr.	18	18	6	42	2.33
12. Jorge Atehortua, S.C.-Spartanburg	Fr.	22	20	9	49	2.23
13. Jamie Creaghan, Lander	Sr.	19	18	6	42	2.21
14. Matt DeMartini, Tusculum	Jr.	16	14	7	35	2.19
15. Alen Marcina, Barry	Sr.	18	18	3	39	2.17
16. Christopher Karagianis, Lynn	Fr.	17	15	6	36	2.12
Jon Mulshenock, Eckerd	So.	17	14	8	36	2.12
Olivier Occean, Southern Conn. St.	Jr.	17	14	8	36	2.12
19. Paul Ryder, St. Joseph's (Ind.)	So.	19	18	4	40	2.11
20. Bjorgolfor Takefusa, Franklin Pierce	Jr.	17	14	7	35	2.06
21. Jamie Ritchie, Shepherd	Fr.	21	19	5	43	2.05
22. Ben Hill, Wingate	Sr.	22	20	4	44	2.00
23. Ryan Sekkes, West Chester	Jr.	22	19	5	43	1.95
24. Preben Ringerike, S.C.-Spartanburg	Jr.	21	17	7	41	1.95
25. Jose Palladino, Clayton St.	Sr.	18	9	17	35	1.94
26. Benjamin Bostic, Mars Hill	So.	16	12	7	31	1.94
27. Eduardo Anacleto, NYIT	So.	13	11	3	25	1.92
28. Paul Nissley, Western Wash.	So.	19	15	6	36	1.89
29. Kevin Neuschaefer, Barton	Sr.	17	13	6	32	1.88
30. Andre Viana, Concordia (N.Y.)	Jr.	14	12	2	26	1.86

Goals Per Game

Player, Team	CL	Games	Goals	Avg
1. Paul Hopkins, Tusculum	So.	21	28	1.33
2. Ricky Charles, S.C.-Spartanburg	Jr.	22	25	1.14
3. Juan Trujillo, Limestone	Fr.	18	20	1.11

Player, Team	CL	Games	Goals	Avg
4. Kyle Clancy, Dominican (N.Y.)	Fr.	20	22	1.10
5. Lance Snodgrass, Regis (Colo.)	Jr.	16	17	1.06
6. Lubomir Bogdanov, Incarnate Word	Fr.	18	18	1.00
Jorge Chapoy, East Stroudsburg	Sr.	21	21	1.00
Alen Marcina, Barry	Sr.	18	18	1.00
Khano Smith, Lees-McRae	Sr.	19	19	1.00
Mounir Tajiou, Southern N.H.	Sr.	24	24	1.00
Derek Thomas, Limestone	Sr.	19	19	1.00
12. Jamie Creaghan, Lander	Sr.	19	18	0.95
Paul Ryder, St. Joseph's (Ind.)	So.	19	18	0.95
14. Jorge Atehortua, S.C.-Spartanburg	Fr.	22	20	0.91
Ben Hill, Wingate	Sr.	22	20	0.91
16. Jamie Ritchie, Shepherd	Fr.	21	19	0.90
17. Christopher Karagianis, Lynn	Fr.	17	15	0.88
18. Matt DeMartini, Tusculum	Jr.	16	14	0.88
19. Joey Mejias, Cal St. Bakersfield	Sr.	22	19	0.86
Ryan Sekkes, West Chester	Jr.	22	19	0.86
21. David Ormesher, Tusculum	Sr.	21	18	0.86
Andre Viana, Concordia (N.Y.)	Jr.	14	12	0.86
23. Eduardo Anacleto, NYIT	So.	13	11	0.85
24. Craig Miller, Southern Colo.	Sr.	17	14	0.82
Jon Mulshenock, Eckerd	So.	17	14	0.82
Olivier Occean, Southern Conn. St.	Jr.	17	14	0.82
Bjorgolfor Takefusa, Franklin Pierce	Jr.	17	14	0.82
28. Preben Ringerike, S.C.-Spartanburg	Jr.	21	17	0.81
29. Mike Ngonyani, SIU Edwardsville	Jr.	15	12	0.80
30. Andy Jennings, Shippensburg	Jr.	19	15	0.79
Paul Nissley, Western Wash.	So.	19	15	0.79

Assists Per Game

Player, Team	CL	Games	Assists	Avg.
1. Jose Palladino, Clayton St.	Sr.	18	17	0.94
2. David Ormesher, Tusculum	Sr.	21	19	0.90
3. Oliver Carias, Queens (N.C.)	So.	20	18	0.90
4. Avi Scabini, Barry	Jr.	18	14	0.78
5. Derek Thomas, Limestone	Sr.	19	14	0.74
6. Robert Dawson, Wingate	Fr.	23	15	0.65
7. Avery Croteau, UNC Pembroke	So.	17	11	0.65
8. Lee Sharkey, Bridgeport	So.	19	12	0.63
Josh Veyser, Fort Lewis	Sr.	19	12	0.63
10. Paul Hopkins, Tusculum	So.	21	13	0.62
Mike Lotocki, East Stroudsburg	Sr.	21	13	0.62
12. Carlos Lozano, Limestone	Fr.	18	11	0.61
13. Ali Lukungu, Tiffin	Sr.	20	12	0.60
14. Ricky Charles, S.C.-Spartanburg	Jr.	22	13	0.59
15. Levi Dobandi, Southern Conn. St.	Jr.	17	10	0.59
16. Chris Baretta, S.C.-Spartanburg	So.	21	12	0.57
Duncan Bray, Southern Ind.	Sr.	21	12	0.57
Fernando Cachinho, Concordia (N.Y.)	Sr.	14	8	0.57
Robin Olsson, Southampton	Fr.	14	8	0.57
20. Mike Savastra, Southern N.H.	So.	23	13	0.57
21. Joe Marshall, Bellarmine	Sr.	18	10	0.56
22. Ricardo Maia, Concordia (N.Y.)	Jr.	15	8	0.53
23. Mark Mellling, Lynn	Jr.	17	9	0.53
24. Daniel Robertson, Rollins	Fr.	19	10	0.53
25. Victor Guerrero, Cal St. Dom. Hills	Jr.	23	12	0.52
26. Tony Bussard, Sonoma St.	Sr.	24	12	0.50
Michael Cabral, Mass.-Lowell	Jr.	20	10	0.50
Matthew Camacho, Rollins	Sr.	20	10	0.50
Omer Doron, New Haven	Sr.	18	9	0.50
Lee Dukes, Lynn	Sr.	16	8	0.50
Walter Gay, Mars Hill	Jr.	14	7	0.50
Matt Rouse, Tusculum	So.	18	9	0.50

Goals-Against Average

Player, Team	CL	Games	Mins.	Goals	GA Avg.
1. Kevin Street, Lynn	Fr.	12	855	5	0.53
2. Tony Swaminathan, Tusculum	Sr.	20	1,767	12	0.61
3. Jorge Geddes, West Va. Wesleyan	Sr.	22	2,009	14	0.63
4. Andrew Shafer, West Chester	So.	19	1,283	9	0.63
5. Brian Flebbe, Queens (N.C.)	Sr.	20	1,761	13	0.66
6. David Harvey, Dowling	Fr.	10	934	7	0.67
7. Bill Sterner, East Stroudsburg	Fr.	20	1,490	12	0.72
8. Andrew Olivieri, Southern Conn. St.	Sr.	19	1,737	14	0.73
9. Matt Evers, SIU Edwardsville	Sr.	19	1,722	14	0.73
10. Grant Pierce, Saginaw Valley	Jr.	9	723	6	0.75
11. Ron Goguen, Barry	Sr.	18	1,647	14	0.76
12. Robert Morong, St. Anselm	Jr.	17	1,568	14	0.80

Player, Team	CL	Games	Mins.	Goals	GA Avg.
13. Ryan Schlegel, Millersville.....So.	So.	20	1,870	17	0.82
14. Ben Dragavon, Western Wash.Fr.	Fr.	19	1,733	16	0.83
15. Javier Barragan, Cal St. Dom. Hills... Jr.	Jr.	22	1,819	17	0.84
16. Nic Platter, UC Davis Jr.	Jr.	19	1,689	16	0.85
17. Adam Spinelli, Southern N.H.Fr.	Fr.	24	2,100	20	0.86
18. Justin Corrado, Rollins Sr.	Sr.	13	1,210	12	0.89
19. Matt Burke, NYIT Jr.	Jr.	17	1,395	14	0.90
20. Warren van der Westhuizen, Clayton St.....Sr.	Sr.	17	1,527	16	0.94
21. Joey Alessi, Wis.-Parkside..... Jr.	Jr.	18	1,617	17	0.95
22. Matt Bernard, Sonoma St. Jr.	Jr.	18	1,538	17	0.99
23. Jeremy Flint, Nova SoutheasternSr.	Sr.	19	1,663	19	1.03
24. Keith Boudreau, Merrimack.....So.	So.	19	1,704	20	1.06
25. Dustin Henry, Bloomsburg.....Sr.	Sr.	11	1,010	12	1.07
26. Sloane Williams, Midwestern St. Jr.	Jr.	14	1,155	14	1.09
27. Calvin Dixon, Lees-McRae.....So.	So.	15	1,217	15	1.11
28. Adam Johnson, Truman Jr.	Jr.	17	1,444	18	1.12
29. Jordan Gustman, Lewis.....So.	So.	21	1,588	20	1.13
30. Rikard Alsterberg, SouthamptonFr.	Fr.	11	950	12	1.14

Saves Per Game

Player, Team	CL	Games	Saves	Avg.
1. Chris McClellan, Colo. Christian..... Sr.	Sr.	15	129	8.60
2. Michael Migdalen, Dominican (N.Y.)..... Jr.	Jr.	20	160	8.00
3. Aaron Osteen, Coker..... Fr.	Fr.	15	111	7.40
4. Tom Skora, Lenoir-Rhyne Jr.	Jr.	14	103	7.36
5. Hector Soto, St. Joseph's (Ind.)..... Fr.	Fr.	15	108	7.20
6. Joey Tuk, Newberry Fr.	Fr.	21	150	7.14
7. Beau Lotz, Christian Bros..... Sr.	Sr.	19	129	6.79
8. Erik Gamble, Northwest Nazarene Jr.	Jr.	13	88	6.77
9. Brad Lipe, Bellarmine So.	So.	17	115	6.76
10. Ryan Gingrich, St. Rose So.	So.	12	80	6.67
11. Paul Hammond, Lincoln Memorial..... Fr.	Fr.	16	105	6.56
12. Nick Clark, Fort Lewis So.	So.	21	137	6.52
13. Alexander Hall, UNC Pembroke Jr.	Jr.	16	104	6.50
14. Keith Boudreau, Merrimack So.	So.	19	122	6.42
15. Toby Neher, St. Andrews Fr.	Fr.	16	102	6.38
16. Michael Sylvester, Northeastern St. Fr.	Fr.	19	121	6.37
17. Ryan Schlegel, Millersville So.	So.	20	127	6.35
18. Cesar Vazquez, Mo. Southern St. Jr.	Jr.	15	95	6.33
19. Bob McComsey, Shippensburg..... Jr.	Jr.	16	101	6.31
20. Zach Heil, Ky. Wesleyan So.	So.	13	81	6.23
21. Matt Kennedy, Barton So.	So.	18	112	6.22
22. Daniel Cassles, Bridgeport..... Fr.	Fr.	19	118	6.21
23. Brian Goosen, Pitt.-Johnstown So.	So.	18	111	6.17
24. Matt Parsons, Bentley Jr.	Jr.	14	83	5.93
25. Jared Bryan, Columbia Union..... So.	So.	13	74	5.69
26. Mike Manuel, New Haven Jr.	Jr.	16	91	5.69
27. Jacob Rivera, Southern Colo. Sr.	Sr.	15	85	5.67
28. Joel Hall, Hillsdale Sr.	Sr.	17	96	5.65
29. Kevin Ruggard, Anderson (S.C.)..... Sr.	Sr.	18	100	5.56
30. Robert Morong, St. Anselm..... Jr.	Jr.	17	94	5.53

Division II Team Leaders

Scoring Offense

Team	Games	Goals	Avg.
1. East Stroudsburg.....	21	97	4.62
2. Tusculum.....	21	96	4.57
3. S.C.-Spartanburg.....	22	94	4.27
4. Lynn.....	17	67	3.94
5. Incarnate Word.....	20	71	3.55
6. Eckerd.....	17	57	3.35
7. Lander.....	20	65	3.25
8. NYIT.....	17	55	3.24
9. Lees-McRae.....	21	66	3.14
10. Mercyhurst.....	19	58	3.05
Seattle.....	19	58	3.05
12. Queens (N.C.).....	20	61	3.05
13. Colorado Mines.....	20	59	2.95
Tiffin.....	20	59	2.95
15. Clayton St.....	18	53	2.94
16. Southern Conn. St.....	19	55	2.89
17. Limestone.....	20	57	2.85
18. Wingate.....	23	65	2.83

Team	Games	Goals	Avg.
19. Cal St. Bakersfield.....	22	62	2.82
20. Seattle Pacific.....	19	53	2.79
21. Bryant.....	17	47	2.76
22. Southampton.....	17	46	2.71
23. St. Mary's (Tex.).....	20	54	2.70
24. Barry.....	18	48	2.67
25. Rollins.....	20	53	2.65
26. Cal St. Dom. Hills.....	23	60	2.61
27. SIU Edwardsville.....	19	49	2.58
28. Belmont Abbey.....	21	53	2.52
29. St. Leo.....	18	45	2.50
Rockhurst.....	18	45	2.50

Goals-Against Average

Team	Games	Min.	Goals	GA Avg.
1. Lynn.....	17	1,533	9	0.53
2. Tusculum.....	21	1,913	12	0.56
3. West Va. Wesleyan.....	22	2,009	14	0.63
4. Southern Conn. St.....	19	1,769	14	0.71
5. SIU Edwardsville.....	19	1,758	14	0.72
6. Barry.....	18	1,669	14	0.75
7. Cal St. Dom. Hills.....	23	2,108	18	0.77
8. Central Ark.....	21	1,940	17	0.79
9. Queens (N.C.).....	20	1,907	17	0.80
10. St. Anselm.....	17	1,568	14	0.80
11. Millersville.....	20	1,881	17	0.81
12. Southern N.H.....	25	2,311	21	0.82
13. Wis.-Parkside.....	19	1,747	17	0.88
14. East Stroudsburg.....	21	1,940	19	0.88
15. Midwestern St.....	19	1,813	18	0.89
16. Dowling.....	17	1,589	16	0.91
17. UC Davis.....	19	1,734	18	0.93
18. Western Wash.....	20	1,823	19	0.94
19. Rockhurst.....	18	1,620	17	0.94
20. West Chester.....	22	2,086	22	0.95
21. Rollins.....	20	1,840	20	0.98
22. Bloomsburg.....	20	1,905	21	0.99
23. Incarnate Word.....	20	1,870	21	1.01
24. Mass.-Lowell.....	20	1,866	21	1.01
25. Lewis.....	21	1,932	22	1.02
26. Lees-McRae.....	21	1,917	22	1.03
27. NYIT.....	17	1,557	18	1.04
28. Merrimack.....	19	1,793	21	1.05
29. Clayton St.....	18	1,682	20	1.07
30. Nova Southeastern.....	20	1,752	21	1.08

Shutout Percentage

Team	Games	Shutouts	Pct.
1. Tusculum.....	21	13	0.62
2. Cal St. Dom. Hills.....	23	14	0.61
3. Lynn.....	17	10	0.59
4. S.C.-Spartanburg.....	22	12	0.55
5. Southern N.H.....	25	13	0.52
6. Barry.....	18	9	0.50
West Va. Wesleyan.....	22	11	0.50
Millersville.....	20	10	0.50
9. Southern Conn. St.....	19	9	0.47
Midwestern St.....	19	9	0.47
SIU Edwardsville.....	19	9	0.47
12. Kutztown.....	20	9	0.45
Nova Southeastern.....	20	9	0.45
St. Mary's (Tex.).....	20	9	0.45
15. Seattle Pacific.....	19	8	0.42
16. St. Anselm.....	17	7	0.41
17. Cal St. Bakersfield.....	22	9	0.41
West Chester.....	22	9	0.41
19. North Fla.....	15	6	0.40
Queens (N.C.).....	20	8	0.40
21. Rockhurst.....	18	7	0.39
Barton.....	18	7	0.39
Clayton St.....	18	7	0.39
24. East Stroudsburg.....	21	8	0.38
Central Ark.....	21	8	0.38
Lewis.....	21	8	0.38
27. Sonoma St.....	24	9	0.38
28. UC Davis.....	19	7	0.37
Fla. Southern.....	19	7	0.37
West Fla.....	19	7	0.37
Wis.-Parkside.....	19	7	0.37

Winning Percentage

Team	Won	Lost	Tied	Pct.
1. Lynn	16	1	0	0.941
2. Mercyhurst	17	2	0	0.895
3. Incarnate Word	16	1	3	0.875
4. S.C.-Spartanburg	19	3	0	0.864
5. Barry	15	2	1	0.861
6. East Stroudsburg	17	2	2	0.857
Central Ark.	17	2	2	0.857
8. Queens (N.C.)	16	2	2	0.850
9. Southern Conn. St.	15	2	2	0.842
Midwestern St.	14	1	4	0.842
11. Southern N.H.	20	3	2	0.840
12. Sonoma St.	20	4	0	0.833
Rockhurst	15	3	0	0.833
Tusculum	17	3	1	0.833
15. Cal St. Bakersfield	18	4	0	0.818
16. Lees-McRae	17	4	0	0.810
17. Cal St. Dom. Hills	18	4	1	0.804
18. West Va. Wesleyan	17	4	1	0.795
19. Colorado Mines	16	4	1	0.786
20. Millersville	14	3	3	0.775
Western Wash.	15	4	1	0.775
Nova Southeastern	15	4	1	0.775
23. Truman	13	4	0	0.765
24. Francis Marion	15	5	0	0.750
25. SIU Edwardsville	13	4	2	0.737
26. NYIT	12	4	1	0.735
27. Bloomsburg	12	3	5	0.725
28. Clayton St.	12	4	2	0.722
29. Wingate	16	6	1	0.717
30. UC Davis	13	5	1	0.711
West Fla.	13	5	1	0.711

Division III Individual Leaders

Points Per Game

Player, Team	CL	Games	Goals	Asst.	Pts.	Avg.
1. Tim Trava, St. Joseph's (L.I.)	Jr.	22	32	10	74	3.36
2. Alex Blake, Williams	Sr.	20	24	15	63	3.15
Jason Ross, Augustana (Ill.)	Jr.	20	30	3	63	3.15
4. Rudy Lormil, Kean	Sr.	20	25	6	56	2.80
5. Kyle Marvin, Fredonia St.	Sr.	16	17	8	42	2.63
6. Shaun Oliveria, N.C. Wesleyan	Sr.	18	20	7	47	2.61
7. Josh Card, Trinity (Tex.)	Sr.	23	24	12	60	2.61
8. Adam Ivankovic, Cal St. Hayward	Sr.	13	16	1	33	2.54
9. Justin Wells, Redlands	Jr.	21	22	9	53	2.52
10. Eric Henderson, Luther	So.	17	15	12	42	2.47
11. Matt Bills, Messiah	Jr.	26	29	6	64	2.46
12. Chris Hammacher, Eastern	Sr.	19	20	6	46	2.42
13. Sean McGinnis, Colorado Col.	Sr.	17	18	5	41	2.41
14. Mike Flanagan, Beloit	Sr.	18	18	7	43	2.39
15. Chad Tarabolous, Johns Hopkins	Jr.	20	22	3	47	2.35
16. Dan Antoniuik, Wheaton (Mass.)	Sr.	15	12	11	35	2.33
17. Anthony Jaworski, Brockport St.	So.	19	20	4	44	2.32
18. Jefferson Dargout, Nazareth	Fr.	18	15	11	41	2.28
Matthew Levine, Emory	Jr.	18	16	9	41	2.28
Kyle Teixeira, Rhode Island Col.	Fr.	18	18	5	41	2.28
21. Mike Novotny, Martin Luther	Sr.	20	18	9	45	2.25
22. David Ramos, Schreiner	Fr.	14	13	5	31	2.21
Matt Smith, Gordon	Fr.	14	14	3	31	2.21
24. Jesse Mankowski, Cortland St.	Sr.	20	17	10	44	2.20
25. Wade Murray, Luther	Sr.	21	18	10	46	2.19
26. David Allen, Sewanee	Sr.	16	14	7	35	2.19
27. Justin Cryder, Blackburn	Jr.	17	12	13	37	2.18
28. Morgan Sandell, Trinity (Conn.)	Sr.	13	10	8	28	2.15
29. Eric Henderson, Claremont-M.S.	Sr.	20	18	7	43	2.15
Brian Wolcott, St. Mary's (Md.)	So.	20	16	11	43	2.15

Goals Per Game

Player, Team	CL	Games	Goals	Avg
1. Jason Ross, Augustana (Ill.)	Jr.	20	30	1.50
2. Tim Trava, St. Joseph's (L.I.)	Jr.	22	32	1.45
3. Rudy Lormil, Kean	Sr.	20	25	1.25

Player, Team	CL	Games	Goals	Avg
4. Adam Ivankovic, Cal St. Hayward	Sr.	13	16	1.23
5. Alex Blake, Williams	Sr.	20	24	1.20
6. Matt Bills, Messiah	Jr.	26	29	1.12
7. Shaun Oliveria, N.C. Wesleyan	Sr.	18	20	1.11
8. Chad Tarabolous, Johns Hopkins	Jr.	20	22	1.10
9. Kyle Marvin, Fredonia St.	Sr.	16	17	1.06
10. Sean McGinnis, Colorado Col.	Sr.	17	18	1.06
11. Chris Hammacher, Eastern	Sr.	19	20	1.05
Anthony Jaworski, Brockport St.	So.	19	20	1.05
13. Justin Wells, Redlands	Jr.	21	22	1.05
14. Josh Card, Trinity (Tex.)	Sr.	23	24	1.04
15. Loreto Barbone, Keuka	Jr.	17	17	1.00
Mike Flanagan, Beloit	Sr.	18	18	1.00
Matt Smith, Gordon	Fr.	14	14	1.00
Kyle Teixeira, Rhode Island Col.	Fr.	18	18	1.00
19. Luke Laroche, Castleton St.	Jr.	22	21	0.95
20. Brad Becker, Augustana (Ill.)	Fr.	19	18	0.95
Marc Salotti, Mary Washington	Sr.	19	18	0.95
22. David Ramos, Schreiner	Fr.	14	13	0.93
23. Adam Zeleznick, Pitt.-Greensburg	Fr.	21	19	0.90
24. Eric Henderson, Claremont-M.S.	Sr.	20	18	0.90
Mike Novotny, Martin Luther	Sr.	20	18	0.90
26. Jeremy Basedow, Scranton	Sr.	19	17	0.89
Jose DeBernard, New Jersey City	Jr.	19	17	0.89
28. Matthew Levine, Emory	Jr.	18	16	0.89
Scott Vieira, Manhattanville	Fr.	18	16	0.89
30. Eric Henderson, Luther	So.	17	15	0.88

Assists Per Game

Player, Team	CL	Games	Assists	Avg.
1. Brandon Migitsch, Pitt.-Greensburg	Sr.	20	19	0.95
2. Mike Egan, Gordon	Sr.	18	15	0.83
3. Justin Cryder, Blackburn	Jr.	17	13	0.76
4. Alex Blake, Williams	Sr.	20	15	0.75
5. Dan Antoniuik, Wheaton (Mass.)	Sr.	15	11	0.73
6. Scott Kerwien, Whitworth	Sr.	18	13	0.72
7. Eric Henderson, Luther	So.	17	12	0.71
8. Charles Woods, Medaille	Jr.	10	7	0.70
9. Chris Giebink, Trinity (Tex.)	Sr.	23	16	0.70
10. Mariano Conte, Norwich	So.	19	13	0.68
Ben Cross, Rochester	Jr.	19	13	0.68
12. Peter Mendel, Endicott	So.	12	8	0.67
13. Adam Winters, St. Norbert	Fr.	19	12	0.63
14. Morgan Sandell, Trinity (Conn.)	Sr.	13	8	0.62
15. Jefferson Dargout, Nazareth	Fr.	18	11	0.61
Brett Dunlap, Ohio Wesleyan	Sr.	18	11	0.61
Brandon Frank, Principia	Sr.	18	11	0.61
Chad Quenneville, Hampden-Sydney	Jr.	18	11	0.61
19. Brandon Moffett, Roanoke	Sr.	23	14	0.61
20. Mike Chiodo, Wash. & Jeff.	So.	20	12	0.60
Ryan Olsen, Williams	Jr.	20	12	0.60
Josh Ottinger, Stevens Institute	So.	20	12	0.60
23. Steve Tenaglia, Johnson & Wales	Sr.	24	14	0.58
24. Bryan Korth, Luther	Jr.	21	12	0.57
Brendan Walk, Pitt.-Greensburg	Jr.	21	12	0.57
26. T.J. Velykis, Washington (Md.)	Sr.	16	9	0.56
27. Kevin May, Nazareth	Sr.	18	10	0.56
Brandon Rose, Hanover	Sr.	18	10	0.56
29. Daniel Brienza, Johns Hopkins	Sr.	20	11	0.55
Eric Nejfelt, Randolph-Macon	Sr.	20	11	0.55
Mark Siebenaller, Marian (Wis.)	Sr.	20	11	0.55
Brian Wolcott, St. Mary's (Md.)	So.	20	11	0.55
Eric Workman, Augustana (Ill.)	Jr.	20	11	0.55

Goals-Against Average

Player, Team	CL	Games	Mins.	Goals	GA Avg.
1. Josh Rosenblum, Trinity (Tex.)	Jr.	20	1,209	5	0.37
2. Dave Casper, Messiah	So.	26	2,036	9	0.40
3. Michael Madigan, Macalester	Sr.	21	1,549	8	0.46
4. David Treleven, Wooster	Fr.	14	1,330	7	0.47
5. Tom Paparounis, Salisbury	Sr.	12	939	5	0.48
6. Jason Thurman, Neb. Wesleyan	Sr.	21	1,679	9	0.48
7. Peter Boyer, Drew	Jr.	24	2,149	12	0.50
8. Dan Chamberlain, UC Santa Cruz	Jr.	17	1,550	9	0.52
9. Geoff Raives, Redlands	Jr.	21	1,661	10	0.54
10. Mark Pataky, Western Conn. St.	Jr.	22	2,033	13	0.58
11. Mike Ciattei, Elizabethtown	Jr.	15	1,248	8	0.58
12. Jacob Sither, Centre	Jr.	18	1,640	11	0.60
13. Jeff Rust, Otterbein	So.	27	2,069	14	0.61

Player, Team	CL	Games	Mins.	Goals	GA Avg.
14. Ben Meckel, Puget Sound.....Sr.		21	1,921	13	0.61
15. David Thomas, Carnegie MellonSo.		16	1,437	10	0.63
16. Marcus Voss, HopeSr.		23	1,824	13	0.64
17. Rick Isaacson, Luther.....Sr.		20	1,818	13	0.64
18. Scott Brooks, Gordon.....Fr.		18	1,665	12	0.65
19. Will Loepefe, St. Thomas (Minn.).....Sr.		17	1,371	10	0.66
20. Wes Molyneaux, DePauw.....Jr.		18	1,502	11	0.66
21. Ryan Dineen, Wis.-Oshkosh.....So.		12	1,088	8	0.66
22. Justin Crooker, St. Lawrence.....Jr.		16	1,488	11	0.67
23. Adam Roberts, Ohio Wesleyan.....Jr.		23	2,015	15	0.67
24. Justin Bouw, Calvin.....Sr.		20	1,307	10	0.69
25. Glenn Palmieri, Ithaca.....Sr.		14	1,306	10	0.69
26. Pat King, Wheaton (Ill.).....Jr.		19	1,552	12	0.70
27. David Madsen, Wis.-Whitewater.....Sr.		22	2,032	16	0.71
28. Andy Moulton, Gust. Adolphus.....Fr.		14	1,266	10	0.71
29. Nick Robinson, Worcester St.....So.		21	1,625	13	0.72
30. Brian Minehan, Rochester.....Jr.		20	1,833	15	0.74

Saves Per Game

Player, Team	CL	Games	Saves	Avg.
1. Matt Talerico, Curry.....Jr.		16	216	13.50
2. Justin Fee, Waynesburg.....Jr.		17	217	12.76
3. Ruddley Emerson, Cazenovia.....Jr.		16	172	10.75
4. Matt Mason, St. Joseph's (L.I.).....Jr.		21	210	10.00
5. Brad Kasbohm, Wis. Lutheran.....So.		18	173	9.61
6. Mike Huminski, Widener.....Fr.		20	192	9.60
7. Derek Stemen, Bluffton.....Sr.		18	168	9.33
8. Travis Dickerson, Chowan.....So.		15	137	9.13
9. Scott Brooks, Gordon.....Fr.		18	164	9.11
10. Justin Dittmar, Wis.-Superior.....Fr.		14	126	9.00
11. Aaron Johnson, Lake Erie.....Jr.		13	114	8.77
12. Nick Laratta, Medaille.....Jr.		12	105	8.75
13. Mark Oberkfell, Maryville (Mo.).....Jr.		18	157	8.72
14. Kelly Brooks, Elmira.....So.		16	137	8.56
15. Ryan Manbeck, Albright.....Jr.		16	136	8.50
Aaron Stemplewicz, Dickinson.....Fr.		16	136	8.50
17. Chris Greco, Eastern Nazarene.....Jr.		15	127	8.47
18. Adam Boucher, Becker.....Fr.		18	152	8.44
19. Aaron Fisher, Maranatha Baptist.....Sr.		19	158	8.32
20. Casey Snyder, Neumann.....Jr.		19	151	7.95
21. Jeff Meyer, Defiance.....Fr.		19	149	7.84
22. Jason Apruzzese, Castleton St.....Sr.		22	172	7.82
23. Sam Wolfgram, SCAD.....Fr.		19	148	7.79
24. Jonathon Eccher, Westminster (Mo.).....Sr.		20	155	7.75
25. Brian McDaniels, Clarke.....Sr.		20	154	7.70
26. A.J. Kretschmer, Manhattanville.....Jr.		19	146	7.68
27. Michael Tady, Mass.-Boston.....Sr.		18	138	7.67
28. Chris Zimmerman, Juniata.....Sr.		14	106	7.57
29. Matt Hoag, Monmouth (Ill.).....Jr.		13	98	7.54
30. Valon Osmani, Staten Island.....Fr.		17	128	7.53

Division III Team Leaders

Scoring Offense

Team	Games	Goals	Avg.
1. Trinity (Tex.).....	23	103	4.48
2. Keuka.....	18	78	4.33
3. Johns Hopkins.....	20	85	4.25
4. Texas-Dallas.....	21	87	4.14
5. Messiah.....	26	103	3.96
6. Merchant Marine.....	23	87	3.78
7. Wis.-Whitewater.....	22	83	3.77
8. Augustana (Ill.).....	20	74	3.70
9. Fredonia St.....	16	59	3.69
10. Pitt.-Greensburg.....	21	75	3.57
11. St. Mary's (Md.).....	20	71	3.55
12. Luther.....	21	74	3.52
13. Concordia (Wis.).....	23	80	3.48
14. Redlands.....	21	73	3.48
15. Centre.....	18	62	3.44
16. Roanoke.....	23	78	3.39
17. WPI.....	20	67	3.35
18. Stevens Institute.....	23	77	3.35
19. Wheaton (Ill.).....	23	76	3.30
20. Schreiner.....	17	56	3.29
21. St. Joseph's (L.I.).....	22	72	3.27
22. Eastern.....	19	62	3.26

Team	Games	Goals	Avg.
23. Greensboro.....	21	68	3.24
24. Hope.....	23	73	3.17
25. York (Pa.).....	21	66	3.14
26. Va. Wesleyan.....	19	59	3.11
27. Norwich.....	20	62	3.10
28. Brockport St.....	21	65	3.10
29. Central (Iowa).....	19	58	3.05
30. Williams.....	20	60	3.00

Team Goals-Against Average

Team	Games	Min.	Goals	GA Avg.
1. Salisbury.....	19	1,770	7	0.36
2. Messiah.....	26	2,370	10	0.38
3. Wooster.....	19	1,796	9	0.45
4. Drew.....	24	2,236	13	0.52
5. Macalester.....	21	1,864	11	0.53
6. Otterbein.....	27	2,485	15	0.54
7. UC Santa Cruz.....	18	1,620	10	0.56
8. Neb. Wesleyan.....	22	2,072	13	0.56
9. Redlands.....	21	1,910	12	0.57
10. Western Conn. St.....	22	2,060	13	0.57
11. Carnegie Mellon.....	17	1,580	10	0.57
12. Trinity (Tex.).....	23	2,120	14	0.59
13. Centre.....	18	1,660	11	0.60
14. Luther.....	21	1,961	13	0.60
15. Roger Williams.....	23	2,090	14	0.60
16. Me.-Farmington.....	18	1,640	11	0.60
17. Puget Sound.....	21	1,921	13	0.61
18. St. Thomas (Minn.).....	17	1,608	11	0.62
19. DePauw.....	19	1,730	12	0.62
20. Gordon.....	18	1,665	12	0.65
21. Hope.....	23	2,055	15	0.66
22. Ohio Wesleyan.....	23	2,155	16	0.67
23. St. Lawrence.....	21	1,980	15	0.68
24. Johns Hopkins.....	20	1,840	14	0.68
25. Wis.-Whitewater.....	22	2,088	16	0.69
26. Mass.-Dartmouth.....	20	1,867	15	0.72
27. Rochester.....	20	1,865	15	0.72
28. Elizabethtown.....	20	1,860	15	0.73
29. Merchant Marine.....	23	2,083	17	0.73
30. Montclair St.....	21	1,952	16	0.74

Shutout Percentage

Team	Games	Shutouts	Pct.
1. Messiah.....	26	18	0.69
2. Salisbury.....	19	13	0.68
3. Wooster.....	19	12	0.63
4. Macalester.....	21	13	0.62
Worcester St.....	21	13	0.62
Muhlenberg.....	21	13	0.62
Puget Sound.....	21	13	0.62



UCLA's Zach Wells earned a spot on the Goals-Against Average list, while helping his Bruins to the national championship.

Vladimir Chery

Team	Games	Shutouts	Pct.	Team	Won	Lost	Tied	Pct.
8. UC Santa Cruz	18	11	0.61	3. Pitt.-Greensburg.....	19	2	0	0.905
Centre	18	11	0.61	4. Messiah.....	23	2	1	0.904
10. Johns Hopkins.....	20	12	0.60	5. Drew.....	21	2	1	0.896
11. Otterbein.....	27	16	0.59	6. Redlands	18	2	1	0.881
12. Neb. Wesleyan	22	13	0.59	7. Otterbein.....	23	3	1	0.870
Western Conn. St.....	22	13	0.59	8. Central (Iowa).....	16	2	1	0.868
14. Carnegie Mellon	17	10	0.59	Wooster	15	1	3	0.868
15. Luther.....	21	12	0.57	Va. Wesleyan	16	2	1	0.868
Westminster (Pa.).....	21	12	0.57	11. Johns Hopkins	17	3	0	0.850
Redlands	21	12	0.57	12. Linfield	15	2	2	0.842
18. Roger Williams	23	13	0.57	13. Arcadia.....	21	4	0	0.840
Trinity (Tex.).....	23	13	0.57	14. Luther	17	3	1	0.833
Western New Eng.....	23	13	0.57	St. Lawrence	16	2	3	0.833
Wheaton (Ill.).....	23	13	0.57	16. Merchant Marine.....	19	4	0	0.826
Merchant Marine	23	13	0.57	17. Augustana (Ill.).....	16	3	1	0.825
23. Arcadia.....	25	14	0.56	18. DePauw.....	15	3	1	0.816
24. Me.-Farmington.....	18	10	0.56	Salisbury	15	3	1	0.816
25. Williams	20	11	0.55	20. Puget Sound.....	17	4	0	0.810
26. Drew	24	13	0.54	Westminster (Pa.)	16	3	2	0.810
27. CCNY.....	17	9	0.53	22. Ohio Wesleyan.....	18	4	1	0.804
St. Thomas (Minn.)	17	9	0.53	Roanoke	18	4	1	0.804
29. DePauw	19	10	0.53	24. Williams.....	16	4	0	0.800
McMurry	19	10	0.53	WPI	16	4	0	0.800
Gettysburg.....	19	10	0.53	26. Neb. Wesleyan.....	16	3	3	0.795
				27. Texas-Dallas	16	4	1	0.786
				28. Roger Williams	17	4	2	0.783
				Stevens Institute	17	4	2	0.783
				Wheaton (Ill.).....	17	4	2	0.783
				Concordia (Wis.).....	17	4	2	0.783
				Richard Stockton.....	18	5	0	0.783

Winning Percentage

Team	Won	Lost	Tied	Pct.
1. Carnegie Mellon	16	1	0	0.941
2. Trinity (Tex.).....	20	1	2	0.913

Men's Coaching Records

Division I Coaching Records

Winningest Active Coaches by Percentage 54

Winningest Active Coaches by Victories 54

Winningest Coaches All-Time by Percentage .. 55

Winningest Coaches All-Time by Victories 55

Division II Coaching Records

Winningest Active Coaches by Percentage 56

Winningest Active Coaches by Victories 56

Winningest Coaches All-Time by Percentage .. 57

Winningest Coaches All-Time by Victories 57

Division III Coaching Records

Winningest Active Coaches by Percentage 57

Winningest Active Coaches by Victories 58

Winningest Coaches All-Time by Percentage .. 58

Winningest Coaches All-Time by Victories 59



Division I Coaching Records

Winningest Active Coaches

BY PERCENTAGE

(Minimum five years as a Division I head coach; includes all victories as coach at a four-year institution.)

Coach, Team	Yrs.	Won	Lost	Tied	Pct.
1. Jerry Yeagley, Indiana.....	30	527	98	40	.823
2. Ray Reid, Connecticut.....	14	245	47	21	.816
3. Doug Allison, Furman.....	8	131	33	10	.782
4. Schellas Hyndman, Southern Methodist.....	26	392	99	36	.778
5. Dave Masur, St. John's (N.Y.).....	16	242	68	37	.751
6. George Gelnovatch, Virginia.....	7	114	35	12	.745
7. Michael Parker, UNC Greensboro.....	27	406	138	20	.738
8. Tom Martin, James Madison.....	26	361	117	39	.736
9. Gary Parsons, Oakland.....	22	299	97	41	.731
10. Bret Simon, Stanford.....	15	217	74	25	.726
11. Mark Berson, South Carolina.....	26	358	127	40	.720
12. Alan Dawson, Old Dominion.....	15	187	73	18	.705
13. Bob Gray, Marshall.....	26	343	143	34	.692
14. Mitch Murray, Santa Clara.....	12	153	65	18	.686
15. Neil Roberts, Boston U.....	18	222	92	45	.681
16. Clive Charles, Portland.....	17	213	92	31	.680
16. Bobby Clark, Notre Dame.....	16	177	76	28	.680
18. John Rennie, Duke.....	31	387	174	42	.677
19. Ken Lolla, Akron.....	13	163	73	19	.676
20. Dean Wurzberger, Washington.....	12	148	65	26	.674
21. Bob Reasso, Rutgers.....	24	308	135	58	.673
22. Trevor Adair, Clemson.....	12	149	68	18	.672



Indiana Sports Information

In his 30 years as Indiana head coach, Jerry Yeagley has accumulated a .823 winning percentage. Yeagley will retire in 2003.

Coach, Team	Yrs.	Won	Lost	Tied	Pct.
23. Al Albert, William & Mary.....	32	392	181	60	.667
24. Barry Gorman, Penn St.....	16	220	105	23	.665
25. Dieter Ficken, Columbia.....	27	266	122	53	.663
25. John Bluem, Ohio St.....	12	149	70	24	.663
27. Bob Warming, Creighton.....	25	295	148	40	.652
28. Jim Lennox, Hartwick.....	27	318	163	43	.648
29. Roy Patton, Vermont.....	24	264	137	31	.647
30. Einar Thorarinsson, Gonzaga.....	17	197	103	22	.646
31. Louis Bennett, Wis-Milwaukee.....	7	91	49	8	.642
32. Brian Tompkins, Yale.....	14	158	85	19	.639
33. Sasho Cirovski, Maryland.....	12	157	87	15	.635
33. Mark Metrick, Loyola (Md.).....	9	99	53	18	.635
35. Elmar Bolowich, North Carolina.....	14	176	99	14	.633
36. Jay Vidovich, Wake Forest.....	9	105	58	17	.631
37. Mike Noonan, Brown.....	14	149	83	24	.629
38. Mike Getman, UAB.....	16	176	100	21	.628
38. Fran O'Leary, George Mason.....	14	142	79	25	.628
40. Luis Sagastume, Air Force.....	26	272	155	38	.626
41. Pete Caringi, UMBC.....	12	140	81	15	.625
42. Seth Roland, Fairleigh Dickinson.....	16	188	108	28	.623
43. Barry Barto, UNLV.....	27	292	175	43	.615
44. Greg Myers, Navy.....	36	321	190	65	.614
44. Karl Kremser, Florida Int'l.....	26	298	181	34	.614
46. Jim DeRose, Bradley.....	7	83	51	9	.612
46. Shaun Docking, Coastal Caro.....	7	79	48	11	.612
48. Manfred Schellscheidt, Seton Hall.....	15	165	101	26	.610
49. Carl Rees, Fairfield.....	7	73	46	17	.599
50. Jon Leamy, Southwest Mo. St.....	11	122	80	12	.598

(Minimum five years as a four-year college head coach but less than five years at Division I level.)

Coach, Team	Yrs.	Won	Lost	Tied	Pct.
1. Tom Fitzgerald, UCLA.....	10	150	35	14	.789
2. Keith Fulk, West Virginia.....	7	85	33	9	.705
3. Johan Aarnio, Albany (N.Y.).....	7	66	38	10	.623

BY VICTORIES

(Minimum five years as a Division I head coach; includes all victories as coach at a four-year institution.)

Coach, Team	Yrs.	Won	Lost	Tied	Pct.
1. Jerry Yeagley, Indiana.....	30	527	98	40	.823
2. Michael Parker, UNC Greensboro.....	27	406	138	20	.738
3. Schellas Hyndman, Southern Methodist.....	26	392	99	36	.778
3. Al Albert, William & Mary.....	32	392	181	60	.667
5. John Rennie, Duke.....	31	387	174	42	.677
6. Tom Martin, James Madison.....	26	361	117	39	.736
7. Mark Berson, South Carolina.....	26	358	127	40	.720
8. Bob Gray, Marshall.....	26	343	143	34	.692
9. Greg Myers, Navy.....	36	321	190	65	.614
10. Jim Lennox, Hartwick.....	27	318	163	43	.648
11. Ralph Lundy, Col. of Charleston.....	27	312	206	33	.596
12. Bob Reasso, Rutgers.....	24	308	135	58	.673
13. Gary Parsons, Oakland.....	22	299	97	41	.731
14. Karl Kremser, Florida Int'l.....	26	298	181	34	.614
15. Bob Warming, Creighton.....	25	295	148	40	.652
16. Barry Barto, UNLV.....	27	292	175	43	.615
17. Luis Sagastume, Air Force.....	26	272	155	38	.626
18. Dieter Ficken, Columbia.....	27	266	122	53	.663
19. Roy Patton, Vermont.....	24	264	137	31	.647
20. Frank Schnur, Fordham.....	34	260	307	47	.462
21. Joe Baum, Michigan St.....	26	255	192	38	.565
22. Rich Posipanko, Winthrop.....	24	251	172	37	.586
23. Al Mistrl, Cal St. Fullerton.....	22	246	169	35	.586
24. Ray Reid, Connecticut.....	14	245	47	21	.816
24. Seamus McFadden, San Diego.....	23	245	174	30	.579
26. Dave Masur, St. John's (N.Y.).....	16	242	68	37	.751
27. Robert Montgomery, Adelphi.....	25	229	195	32	.537
28. Jeff Gettler, Richmond.....	26	227	210	56	.517
29. Neil Roberts, Boston U.....	18	222	92	45	.681
30. John Tart, Charlotte.....	21	221	155	33	.581
31. Barry Gorman, Penn St.....	16	220	105	23	.665
32. Bret Simon, Stanford.....	15	217	74	25	.726
33. Russ Fager, Rider.....	28	215	240	44	.475
34. Clive Charles, Portland.....	17	213	92	31	.680
35. Ray O'Connell, Loyola (Ill.).....	25	212	248	34	.464
36. Randy Johnson, Vanderbilt.....	25	211	237	30	.473
37. Frank Olszewski, Towson.....	21	206	151	27	.572
38. Wolfgang Gartner, Cal Poly.....	23	203	190	47	.515
39. Tim O'Sullivan, Va. Commonwealth.....	20	202	168	46	.541
40. Einar Thorarinsson, Gonzaga.....	17	197	103	22	.646
41. Sam Koch, Massachusetts.....	18	193	135	36	.580
42. Lew Meehl, Drexel.....	19	192	132	41	.582
43. Keith Tabatzik, Georgetown.....	19	191	161	18	.541

Coach, Team	Yrs.	Won	Lost	Tied	Pct.
44. Seth Roland, Fairleigh Dickinson	16	188	108	28	.623
45. Alan Dawson, Old Dominion	15	187	73	18	.705
45. Joe Luxbacher, Pittsburgh	22	187	142	42	.561
47. Ed Bradley, Rhode Island	17	181	120	32	.592
48. David Holmes, Western Ky.	19	180	177	22	.504
49. Bobby Clark, Notre Dame	16	177	76	28	.680
50. Elmar Bolowich, North Carolina	14	176	99	14	.633
50. Mike Getman, UAB	16	176	100	21	.628

(Minimum five years as a four-year college head coach but less than five years at Division I level.)

Coach, Teams	Yrs.	Won	Lost	Tied	Pct.
1. Gary Parsons, Oakland	21	289	89	38	.740

Winningest Coaches All-Time

BY PERCENTAGE

(Minimum 10 years as a head coach at an NCAA Division I school.)

Coach, Team	Yrs.	Won	Lost	Tied	Pct.
1. Gus Donoghue (San Francisco 1947-60)	14	121	12	11	.909
2. Gene Kenney (Michigan State 1956-69)	14	120	13	13	.866
3. *Jerry Yeagley (Indiana 1973-02)	30	527	98	40	.823
4. Bill Jeffery (Penn St. 1926-52)	27	153	24	29	.813
5. Sigi Schmid (UCLA 1980-98)	19	322	63	33	.810
6. Bruce Arena (Virginia 1978-95)	18	295	58	32	.808
7. Harry Keough (St. Louis 1967-82)	16	213	50	22	.786
8. Bob Guelker (St. Louis 1959-66; SIU Edwardsville 67-85)	27	311	77	26	.783
9. *Schellas Hyndman (Eastern Ill. 1977-83; Southern Methodist 84-02)	26	392	99	36	.778
10. I.M. Ibrahim (Clemson 1967-94)	28	388	102	32	.774
11. Glen Warner (Maryland 1941; Navy 46-75)	31	251	65	33	.766
11. Jim Bullington (Loyola (Md.) 1964-79)	16	178	51	10	.766
13. Doyle Royal (Maryland 1953-75)	23	183	52	22	.755
14. *Dave Masur (Montclair St. 1987-90; St. John's (N.Y.) 91-02)	16	242	68	37	.751
15. Mel Less (Adelphi 1968-77)	10	120	36	19	.740
16. Stephen Negoesco (San Francisco 1962-00)	39	544	172	66	.738
16. *Michael Parker (Lock Haven 1976-83; UNC Greensboro 84-02)	27	406	138	20	.738
18. *Tom Martin (Tri-State 1977; West Va. Wesleyan 78-85; James Madison 86-02)	26	361	117	39	.736
19. George Logan (San Diego St. 1968-81)	14	148	48	17	.735
20. Stu Parry (Akron 1955-69)	15	118	43	5	.726
20. Jose Elgorriaga (Fresno St. 1980-90)	11	170	58	20	.726
22. *Mark Berson (Citadel 1977; South Carolina 78-02)	26	358	127	40	.720
23. Joseph Palone (Army 1947-54, 58-78)	29	228	80	36	.715
24. Scottie O'Neil (Georgia St. 1976-86)	11	143	57	4	.711
25. Anson Dorrance (North Carolina 1977-88)	12	172	65	21	.708
26. Ray Marchand (Army 1924-42)	19	94	34	20	.703
27. Walt Bahr (Temple 1971-73; Penn St. 74-87)	17	205	78	32	.702
28. George Glasgow (Fairleigh Dickerson 1956-69, 74-76)	17	130	51	17	.699
28. Pete Leanness (Temple 1930-70)	41	250	97	38	.699
30. Dan Holcomb (South Fla. 1965-86)	22	216	87	22	.698
31. John Carr (Harvard 1929-40)	12	63	22	19	.697
32. *Joe Clarke (St. Louis 1983-96; Washington (Mo.) 97-02)	20	274	110	38	.694
33. Ben Stravato (Fairleigh Dickerson 1978-89)	12	154	64	19	.690
34. Allan Wilson (Hartford 1971-86)	16	173	73	22	.687
35. *Mitch Murray (Santa Clara 1991-02)	12	153	65	18	.686
36. *Neil Roberts (Boston U. 1985-02)	18	222	92	45	.681
37. Bill Sento (Loyola (Md.) 1980-99)	20	260	112	40	.680
37. *Clive Charles (Portland 1986-02)	17	213	92	31	.680
37. *Bobby Clark (Dartmouth 1985-93; Stanford 96-00; Notre Dame 01-02)	16	177	76	28	.680
40. Walter Leeman (Yale 1927-49)	23	136	56	31	.679
41. *John Rennie (Mass.-Dartmouth 1972; Columbia 73-78; Duke 79-02)	31	387	174	42	.677
41. Bruce Munro (Harvard 1948-73)	26	192	85	25	.677
41. Larry Gross (Virginia 1974-77; North Carolina St. 78-85)	12	136	61	15	.677
44. *Ken Lolla (Belmont Abbey 1990-92; Akron 93-02)	13	163	73	19	.676
45. Mike Berticelli (Thomas 1976-79; UNC Greensboro 80-83; Old Dominion 84-89; Notre Dame 90-99)	24	296	131	44	.675
46. *Dean Wurzbarger (Sacramento St. 1985; Washington 92-02)	12	148	65	26	.674
47. *Bob Reasso (Nasson 1979-80; Rutgers 81-02)	24	308	135	58	.673
48. Garth Stam (Oneonta St. 1961-87, 89)	28	267	123	27	.673

Coach, Team	Yrs.	Won	Lost	Tied	Pct.
49. *Trevor Adair (Brown 1991-94; Clemson 95-02)	12	149	68	18	.672
50. *Jack Mackenzie (Quincy 1969-02)	34	427	199	51	.668

*Active coach.

BY VICTORIES

(Minimum 10 years as a head coach at an NCAA Division I school.)

Coach, Team	Yrs.	Won	Lost	Tied	Pct.
1. Stephen Negoesco (San Francisco 1962-00)	39	544	172	66	.738
2. *Jerry Yeagley (Indiana 1973-02)	30	527	98	40	.823
3. *Jack Mackenzie (Quincy 1969-02)	34	427	199	51	.668
4. Joseph Morrone (Middlebury 1963-68; Connecticut 69-96)	34	422	199	64	.663
5. *Michael Parker (Lock Haven 1976-83; UNC Greensboro 84-02)	27	406	138	20	.738
6. Fred Schmalz (Wyoming 1969-70; Davis & Elkins 72-78; Evansville 79-02)	33	403	196	56	.658
7. *Schellas Hyndman (Eastern Ill. 1977-83; Southern Methodist 84-02)	26	392	99	36	.778
7. *Al Albert (William & Mary 1971-02)	32	392	181	60	.667
8. I.M. Ibrahim (Clemson 1967-94)	28	388	102	32	.774
9. *John Rennie (Mass.-Dartmouth 1972; Columbia 73-78; Duke 79-02)	31	387	174	42	.677
10. *Tom Martin (Tri-State 1977; West Va. Wesleyan 78-85; James Madison 86-02)	26	361	117	39	.736
11. *Mark Berson (Citadel 1977; South Carolina 78-02)	26	358	127	40	.720
12. Sigi Schmid (UCLA 1980-98)	19	322	63	33	.810
13. *Greg Myers (Davis & Elkins 1964; West Virginia 65-66; Davis & Elkins 67-70; Florida Int'l 72-74; Navy 76-02)	36	321	190	65	.614
14. *Jim Lennox (Hartwick 1976-02)	27	318	163	43	.648
15. *Ralph Lundy (Erskine 1976-86; Col. of Charleston 87-02)	27	312	206	33	.596
16. Bob Guelker (St. Louis 1959-66; SIU Edwardsville 67-85)	27	311	77	26	.783
17. *Bob Reasso (Nasson 1979-80; Rutgers 81-02)	24	308	135	58	.673
18. Cliff Stevenson (Brown 1952-89)	38	299	176	43	.619
19. *Karl Kremser (Davidson 1977-79; Florida Int'l 80-02)	26	298	181	34	.614
20. Mike Berticelli (Thomas 1976-79; UNC Greensboro 80-83; Old Dominion 84-89; Notre Dame 90-99)	24	296	131	44	.675
21. Bruce Arena (Virginia 1978-95)	18	295	58	32	.808
21. *Bob Warming (Transylvania 1976; Berry 77-81; Charlotte 82-88; Creighton 90-94; Old Dominion 1996; St. Louis 97-00; Creighton 01-02)	25	295	148	40	.652
23. *Barry Barto (Philadelphia 1976-81; UNLV 82-02)	27	292	175	43	.615
24. Julius Menendez (San Jose St. 1954-89)	36	282	244	34	.534
25. *Joe Clarke (St. Louis 1983-96; Washington (Mo.) 97-02)	20	274	110	38	.694
26. *Luis Sagastume (San Fran. St. 1977-78; Air Force 79-02)	26	272	155	38	.626
27. Garth Stam (Oneonta St.) 1961-87, 89)	28	267	123	27	.673
28. *Dieter Ficken (Long Island 1976-78; Columbia 79-02)	27	266	122	53	.66
29. *Roy Patton (South Ala. 1979-95; Vermont 1996-02)	24	264	137	31	.647
30. Bill Sento (Loyola (Md.) 1980-99)	20	260	112	40	.680
30. *Frank Schnur (Fordham 1969-02)	34	260	307	47	.462
32. Arnold Ramirez (New York U. 1972-76; Manhattanville 77-78; Long Island 79-98)	27	259	189	33	.573
33. *Joe Baum (Michigan St. 1977-02)	26	255	192	38	.565
34. Glen Warner (Maryland 1941; Navy 46-75)	31	251	65	33	.766
34. Doug Stewart (Pennsylvania 1905-42)	38	251	129	47	.643
34. *Rich Pospipanko (Longwood 1979-88; Winthrop 89-02)	24	251	172	37	.586
37. Pete Leanness (Temple 1930-70)	41	250	97	38	.699
38. *Al Mistri (Cal St. Fullerton 1981-02)	22	246	169	35	.586
39. *Seamus McFadden (San Diego 1980-02)	23	245	174	30	.579
40. *Dave Masur (Montclair St. 1987-90; St. John's (N.Y.) 91-02)	16	242	68	37	.751
41. Craig Reynolds (Bucknell 1967-98)	32	238	212	36	.527
41. Jerry Cheynet (Virginia Tech 1974-01)	28	238	213	35	.526
43. *Bob Montgomery (Adelphi 1978-02)	25	229	195	32	.537
44. Joseph Palone (Army 1947-54, 58-78)	29	228	80	36	.715
44. Jim Launder (Wisconsin 1982-96; Dayton 97-99)	18	228	105	38	.666
44. John MacKenzie (Western Illinois 1968-96)	29	228	227	26	.501
47. *Jeff Gettler (Mass.-Lowell 1976-77; Bates 78-81; Massachusetts 82-90; Lafayette 92-94; Richmond 95-02)	26	227	210	56	.517

Coach, Team	Yrs.	Won	Lost	Tied	Pct.
48. *Neil Roberts (Boston U. 1985-02)	18	222	92	45	.681
49. *John Tart (Furman 1982-94; Charlotte 95-02)	21	221	155	33	.581
50. *Barry Gorman (Davis & Elkins 1985; Penn St. 88-02)	16	220	105	23	.665

*Active coach.

Division II Coaching Records

Winningest Active Coaches

BY PERCENTAGE

(Minimum five years as a head coach; includes all victories as coach at a four-year institution.)

Coach, Team	Yrs.	Won	Lost	Tied	Pct.
1. Shaun Pendleton, Lynn	14	240	37	12	.851
2. Steve McCrath, Barry	5	71	16	7	.793
3. Tony Tocco, Rockhurst	32	495	121	35	.787
4. Greg Hooks, S.C.-Spartanburg	12	183	51	13	.767
5. John Rootes, Clayton St.	15	227	63	18	.766
6. Jerry Sheska, East Stroudsburg	21	310	114	22	.720
7. Alf Bilbao, Truman	5	64	23	7	.718
8. Fred Norchi, Queens (N.C.)	14	166	63	11	.715
9. Rich Kilps, Wis.-Parkside	26	340	130	33	.709
10. Evan Fiffles, Lewis	11	151	59	18	.702
10. Van Taylor, Lander	18	253	104	12	.702
10. C. Clifford McCrath, Seattle Pacific	44	541	206	81	.702
13. Marco Koolman, Franklin Pierce	9	111	45	10	.699
14. Butch Lauffer, West Tex. A&M	12	147	62	14	.691
15. Frank Kohlenstein, Colorado Mines	19	257	108	34	.687
16. Gavin Donaldson, West Va. Wesleyan	17	227	99	19	.686
17. Marcus Ziemer, Sonoma St.	12	160	70	22	.679
18. Joe Flanagan, Cal St. Dom. Hills	9	121	55	9	.678
19. Tom Poitras, Southern N.H.	9	112	50	17	.673
20. Jack Mackenzie, Quincy	34	427	199	51	.668
21. Gary Hamill, Wingate	10	132	65	10	.662
22. Tom Lang, Southern Conn. St.	17	197	97	26	.656
23. John DiRico, Dowling	11	122	61	17	.653
24. Dawson Driscoll, Mo.-Rolla	5	51	26	6	.651
25. Simon Tobin, Cal St. Bakersfield	16	198	110	26	.632
26. Tony Castainca, Tusculum	14	162	93	17	.627
27. Rob Eaton, Lock Haven	12	122	72	7	.624
28. Jim Regan, Wheeling Jesuit	20	225	132	28	.621
29. Keith Buckley, Rollins	12	130	78	10	.619
30. Rob King, Montevallo	10	104	64	10	.612
31. Dwayne Shaffer, UC Davis	7	79	52	7	.598
31. Bill Elliott, West Fla.	10	102	66	16	.598
33. Murray Hartzler, Francis Marion	19	190	124	31	.596
34. Todd Dyer, Longwood	7	75	53	7	.581
35. Edward Cannon, St. Anselm	28	259	188	35	.574
36. Brad Evans, Ashland	7	68	50	6	.573
37. Petar Draksin, Grand Canyon	10	110	80	17	.572
38. Rob van Rheen, Gannon	6	60	45	4	.569
39. Ray Bunch, North Fla.	12	110	82	16	.567
40. Mike O'Malley, Cal St. Chico	10	106	81	8	.564
41. Carlos Petersen, Ala.-Huntsville	13	123	96	11	.559
41. Mike Smith, St. Edward's	14	166	128	28	.559
43. Bob Charles, Millersville	17	164	126	35	.558
44. Ed Huneke, SIU Edwardsville	17	174	137	22	.556
45. Kris Pahl, Fla. Southern	10	93	73	16	.555
45. Jeremy Tittle, Lees-McRae	8	90	72	1	.555
47. Gareth O'Sullivan, Christian Bros.	6	60	48	6	.553
48. John Toebben, Northern Ky.	16	161	129	20	.552
49. Dan Fisher, Concordia (N.Y.)	5	48	39	1	.551
50. Gary Hall, Barton	19	168	136	28	.548

(Minimum five years as a four-year college head coach, but less than five years at the Division II level.)

Coach, Team	Yrs.	Won	Lost	Tied	Pct.
1. Dennis Currier, Incarnate Word	10	146	44	9	.756
2. Derek Armstrong, UC San Diego	21	283	103	36	.713
3. Rob Miller, Anderson (S.C.)	8	97	66	6	.592
4. Dan Hogan, Southern Ind.	14	150	118	10	.558

BY VICTORIES

(Minimum five years as a head coach; includes all victories as coach at a four-year institution.)

Coach, Team	Yrs.	Won	Lost	Tied	Pct.
1. C. Clifford McCrath, Seattle Pacific	44	541	206	81	.702
2. Tony Tocco, Rockhurst	32	495	121	35	.787
3. Jack Mackenzie, Quincy	34	427	199	51	.668
4. Rich Kilps, Wis.-Parkside	26	340	130	33	.709
5. Jerry Sheska, East Stroudsburg	21	310	114	22	.720
6. Edward Cannon, St. Anselm	28	259	188	35	.574
7. Frank Kohlenstein, Colorado Mines	19	257	108	34	.687
8. Van Taylor, Lander	18	253	104	12	.702
9. Shaun Pendleton, Lynn	14	240	37	12	.851
10. Gavin Donaldson, West Va. Wesleyan	17	227	99	19	.686
10. John Rootes, Clayton St.	15	227	63	18	.766
12. Jim Regan, Wheeling Jesuit	20	225	132	28	.621
13. Tony Martone, Merrimack	21	198	184	24	.517
13. Simon Tobin, Cal St. Bakersfield	16	198	110	26	.632
15. Tom Lang, Southern Conn. St.	17	197	97	26	.656
16. Murray Hartzler, Francis Marion	19	190	124	31	.596
17. Greg Hooks, S.C.-Spartanburg	12	183	51	13	.767
18. Ed Huneke, SIU Edwardsville	17	174	137	22	.556
19. Gary Hall, Barton	19	168	136	28	.548
20. Mike Smith, St. Edward's	14	166	128	28	.559
21. Fred Norchi, Queens (N.C.)	14	166	63	11	.715
22. Bob Charles, Millersville	17	164	126	35	.558
23. Tony Castainca, Tusculum	14	162	93	17	.627
24. John Toebben, Northern Ky.	16	161	129	20	.552
25. Marcus Ziemer, Sonoma St.	12	160	70	22	.679
26. Peter Simonini, Bentley	16	155	132	13	.538
27. Mike Schaeffer, UNC Pembroke	23	154	200	22	.439
28. Evan Fiffles, Lewis	11	151	59	18	.702
29. Butch Lauffer, West Tex. A&M	12	147	62	14	.691
30. Dennis Laskey, Calif. (Pa.)	17	140	164	16	.463
31. Gary Hamill, Wingate	10	132	65	10	.662
32. Fran Reidy, St. Leo	15	131	125	14	.511
33. Keith Buckley, Rollins	12	130	78	10	.619
34. Jim DiNobile, Eckerd	20	123	206	15	.379
35. Carlos Petersen, Ala.-Huntsville	13	123	96	11	.559
36. Rob Eaton, Lock Haven	12	122	72	7	.624
36. John DiRico, Dowling	11	122	61	17	.653
38. Joe Flanagan, Cal St. Dom. Hills	9	121	55	9	.678
39. Kendall Walkes, West Chester	13	120	111	20	.518
40. Wil Cintron, Mercy	14	117	126	12	.482
41. Tom Poitras, Southern N.H.	9	112	50	17	.673
42. Marco Koolman, Franklin Pierce	9	111	45	10	.699
43. Eddy Dietz, UC-Colo. Spgs.	12	110	102	20	.517
44. Ray Bunch, North Fla.	12	110	82	16	.567
45. Petar Draksin, Grand Canyon	10	110	80	17	.572
46. Mike O'Malley, Cal St. Chico	10	106	81	8	.564
47. Rob King, Montevallo	10	104	64	10	.612
48. Bill Elliott, West Fla.	10	102	66	16	.598
49. Gus Constantine, NYIT	13	99	90	15	.522
50. Roy Stanley, Colorado St.-Pueblo	14	94	151	23	.394

(Minimum five years as a four-year college head coach, but less than five years at the Division II level.)

Coach, Team	Yrs.	Won	Lost	Tied	Pct.
1. Derek Armstrong, UC San Diego	21	283	103	36	.713
2. Andy Smyth, Findlay	19	162	164	28	.497
3. Dan Hogan, Southern Ind.	14	150	118	10	.558
4. Dennis Currier, Incarnate Word	10	146	44	9	.756
5. Steve Barrett, Concord	12	120	113	8	.515
6. Keith Cammidge, Mercyhurst	15	117	159	7	.426

Winningest Coaches All-Time

BY PERCENTAGE

(Minimum 10 years as a head coach at an NCAA Division II school; includes all victories at a four-year institution.)

Coach, Teams	Yrs.	Won	Lost	Tied	Pct.
1. *John Rootes (Southern N.H. 1988-97; Clayton St. 98-02)	15	227	63	13	.771
2. *Greg Hooks (Charleston (W.Va.) 1991-94; S.C.-Spartanburg 95-02)	12	183	51	13	.767
3. *Michael Parker (Lock Haven 1976-83; UNC Greensboro 84-02)	27	406	138	20	.738
4. *Gary Parsons (Oakland 1981-02)	22	299	97	41	.731
5. Rick Stottler (Florida Tech 1986-99)	14	190	66	12	.731
6. *Jerry Sheska (East Stroudsburg 1982-02)	21	310	114	22	.720
7. *Fred Norchi (Queens (N.C.) 1989-02)	14	166	63	11	.715
8. *Rich Kilps (Aurora 1977-83; Wis.-Parkside 84-02)	26	340	130	33	.709
9. Owen Wright (Elizabethtown 1961-67; 69-82)	21	234	90	26	.706
10. *C. Clifford McCrath (Wheaton (Ill.) 1958; Gordon 60-66; Spring Arbor 67-69; Seattle Pacific 70-02)	44	541	206	81	.702
10. *Van Taylor (Lander 1985-02)	18	253	104	12	.702
10. Gordie Howell (Rollins 1968-82)	15	157	62	16	.702
10. *Evan Fiffles (Lewis 1992-02)	11	151	59	18	.702
14. *Butch Lauffer (West Tex. A&M 1991-02)	12	147	62	14	.691
15. Bob Dikranian (Southern Conn. St 1968-88)	21	227	94	31	.689
16. *Gavin Donaldson (Northland 1984-88; West Va. Wesleyan 1991-02)	17	227	99	19	.686
17. Lenny Long (Long Haven 1984-96)	13	173	74	21	.685
18. Bill Easteadt (NYIT 1980-90, 96; C.W. Post 1998-01)	15	178	79	13	.683
19. *Marcus Ziemer (Sonoma St. 1991-02)	12	160	70	22	.679
20. Don Batie (Cal St. Chico 1967-74, 76-95)	28	326	153	45	.665
21. *Rob Russo (Miami (Ohio) 1981; Gannon 82-90; S.C.-Spartanburg 91-94; Oneonta St. 95-98; Denison 99-02)	22	273	134	23	.662
21. *Gary Hamill (Wingate 1993-02)	10	132	65	10	.662
23. *John DiRico (Dowling 1992-02)	11	122	61	17	.653
24. Tod Silegy (Franklin Pierce 1978-99)	22	258	131	28	.652
25. Peter Duah (Grand Canyon 1988-00)	13	150	77	20	.648
26. Ed Goodhines (Southampton 1991-02)	11	125	67	11	.643
27. *Simon Tobin (Cal St. Bakersfield 1987-02)	16	198	110	26	.632
28. Jim Egli (Slippery Rock 1956-86)	31	250	141	38	.627
29. *Jim Regan (Wheeling Jesuit 1983-02)	20	225	132	28	.621
30. *Keith Buckley (Rollins 1991-02)	12	130	78	10	.619

*Active coach.

BY VICTORIES

(Minimum 10 years as a head coach at an NCAA Division II school; includes all victories at a four-year institution.)

Coach, Teams	Yrs.	Won	Lost	Tied	Pct.
1. *C. Clifford McCrath (Wheaton (Ill.) 1958; Gordon 60-66; Spring Arbor 67-69; Seattle Pacific 70-02)	44	541	206	81	.702
2. *Michael Parker (Lock Haven 1976-83; UNC Greensboro 84-02)	27	406	138	20	.738
3. *Rich Kilps (Aurora 1977-83; Wis.-Parkside 84-02)	26	340	130	33	.709
4. Don Batie (Cal St. Chico 1967-74, 76-95)	28	326	153	45	.665
5. *Ralph Lundy (Erskine 1976-86; Col. of Charleston 87-02)	27	312	206	33	.596
6. *Jerry Sheska (East Stroudsburg 1982-02)	21	310	114	22	.720
7. *Gary Parsons (Oakland 1981-02)	22	299	97	41	.731
8. *Rob Russo (Miami (Ohio) 1981; Gannon 82-90; S.C.-Spartanburg 91-94; Oneonta St. 95-98; Denison 99-02)	22	273	134	23	.662
9. *Edward Cannon (St. Anselm 1975-02)	28	259	188	35	.574
10. Tod Silegy (Franklin Pierce 1978-99)	22	258	131	28	.652
11. *Van Taylor (Lander 1985-02)	18	253	104	12	.702
12. *Rich Posipanko (Longwood 1979-88; Winthrop 89-02)	24	251	172	37	.586
13. Jim Egli (Slippery Rock 1956-86)	31	250	141	38	.627
14. Owen Wright (Elizabethtown 1961-67; 69-82)	21	234	90	26	.706
15. *John Rootes (Southern N.H. 1988-97; Clayton St. 98-02)	15	227	63	18	.766
15. Bob Dikranian (Southern Conn. St 1968-88)	21	227	94	31	.689
15. *Gavin Donaldson (Northland 1984-88; West Va. Wesleyan 1991-02)	17	227	99	19	.686



Seattle Pacific Sports Information

In 44 years, Cliff McCrath has created a winning percentage of .702, and established a soccer dynasty at Seattle Pacific.

Coach, Teams	Yrs.	Won	Lost	Tied	Pct.
18. *Jim Regan (Wheeling Jesuit 1983-02)	20	225	132	28	.621
19. *Wolfgang Gartner (Cal Poly 1980-01)	22	203	190	47	.515
20. *Simon Tobin (Cal St. Bakersfield 1987-02)	16	198	110	26	.632
21. *Tony Martone (Merrimack 1982-02)	21	198	184	24	.517
22. Rick Stottler (Florida Tech 1986-99)	14	190	66	12	.731
23. *Greg Hooks (Charleston (W.Va.) 1991-94; S.C.-Spartanburg 95-02)	12	183	51	13	.767
24. Bill Easteadt (NYIT 1980-90, 96; C.W. Post 1998-01)	15	178	79	13	.683
25. Lenny Long (Long Haven 1984-96)	13	173	74	21	.685
26. *Terry Stefankiewicz (IPFW 1983-02)	20	171	154	18	.525
27. Fran Bacon (Bridgeport 1969-86)	18	169	116	32	.603
28. Carlos Juarez (Cal St. San B'dino 1985-96; Cal Poly Pomona 1997-01)	17	169	138	29	.546
29. *Gary Hall (Lenoir-Rhyne 1984-86; Campbell 1987-88; Barton 89-02)	19	168	136	28	.548
30. *Fred Norchi (Queens (N.C.) 1989-02)	14	166	63	11	.715

*Active coach.

Division III Coaching Records

Winningest Active Coaches

BY PERCENTAGE

(Minimum five years as a Division III head coach; includes all victories as coach at a four-year institution.)

Coach, Team	Yrs.	Won	Lost	Tied	Pct.
1. Dave Brandt, Messiah	6	117	16	6	.863
2. Jeff Haines, Richard Stockton	5	97	20	5	.816
3. Jay Martin, Ohio Wesleyan	26	446	90	35	.812
4. Matt Smith, John Hopkins	10	154	33	10	.807
5. Skip Roderick, Elizabethtown	20	345	76	32	.797
6. Dan Gilmore, Rowan	27	437	100	38	.793
7. Louis Bilowitz, Claremont-MS	5	80	20	2	.791
8. Mike Russo, Williams	24	289	68	36	.781
9. Matt Cushing, Wheaton (Mass.)	9	139	35	12	.780
9. Rob Becerra, Redlands	5	76	20	4	.780
11. Toby Bares, Wis.-Oshkosh	19	254	69	25	.766
12. Paul McGinlay, Trinity (Tex.)	13	178	49	17	.764
12. Lenny Armuth, Drew	9	143	41	9	.764
14. Joe Bean, Wheaton (Ill.)	41	541	163	53	.750
15. Sonny Travis, Va. Wesleyan	17	239	72	30	.745
16. Steve Smith, Hope	13	178	60	18	.730
17. John Leaney, Macalester	16	191	63	31	.725
18. Bob Durocher, St. Lawrence	13	154	53	22	.721
19. David Seward, Middlebury	18	189	65	28	.720
20. Pat Haws, St. John's (Minn.)	25	269	100	38	.708

Coach, Team	Yrs.	Won	Lost	Tied	Pct.
21. Andy Marcinko, Rhodes	12	150	59	13	.705
21. Marc Whitehouse, Gordon	10	118	45	15	.705
23. Bud Lewis, Wilmington (Ohio)	28	374	147	35	.704
23. Tony Ochrimenko, Kean	27	370	147	30	.704
25. Chris Waterbury, Plattsburgh St.	21	263	102	34	.702
26. Hardy Fuchs, Kalamazoo	32	343	137	36	.700
27. Mike Middleton, Cortland St.	12	135	55	11	.699
28. Ron Butcher, Keene St.	35	462	188	54	.695
29. Joe Clarke, Washington (Mo.)	20	274	110	38	.694
30. Ali Kazemian, John Carroll	11	135	58	12	.688
31. Doug Mello, Luther	25	340	149	29	.684
32. Wayne Mones, Western Conn. St.	15	198	84	29	.683
33. Steve Shaw, Chris. Newport	7	89	41	3	.680
34. Pepe Fernandez, Maryville (Tenn.)	14	169	76	15	.679
35. Malcolm MacPherson, Worcester Tech	21	216	97	23	.677
36. Mike Rubesch, Emory	15	182	82	19	.677
37. Nick Gaudio, Carnegie Mellon	26	257	118	32	.671
38. Mike Pilger, Case Reserve	13	141	64	22	.670
39. Page Colton, DePauw	34	338	161	27	.668
40. Aziz Haffar, Simpson	8	106	49	17	.666
41. Mike Coven, Brandeis	30	355	173	30	.663
42. Doug May, Nazareth	23	243	115	36	.662
43. Bob Estabrook, Augustana (Ill.)	9	109	53	13	.660
44. Jon Anderson, Babson	18	196	93	37	.658
45. Peter Gooding, Amherst	6	64	30	16	.655
46. George Nazario, TCNJ	8	98	51	14	.654
47. Roy Gordon, Mary Washington	25	308	156	34	.653
48. Gary Smith, St. Joseph's (N.Y.)	22	217	116	15	.645
48. Gerry D'Arcy, Otterbein	14	169	90	14	.645
48. Ryan Lakin, Millikin	5	54	29	3	.645

(Minimum five years as a four-year college head coach, but less than five years at the Division III level.)

Coach, Team	Yrs.	Won	Lost	Tied	Pct.
1. Tom Saleska, Concordia (Wis.)	10	132	59	10	.682
2. Rob Russo, Denison	22	273	134	23	.662

BY VICTORIES

(Minimum five years as a head coach; includes all victories at a four-year institution.)

Coach, Team	Yrs.	Won	Lost	Tied	Pct.
1. Joe Bean, Wheaton (Ill.)	41	541	163	53	.750
2. Ron Butcher, Keene St.	35	462	188	54	.695
3. Jay Martin, Ohio Wesleyan	26	446	90	35	.812
4. Dan Gilmore, Rowan	27	437	100	38	.793
5. Horst Richardson, Colorado Col.	37	417	231	51	.633
6. Helmut Werner, Randolph-Macon	41	398	233	59	.620
7. Bud Lewis, Wilmington (Ohio)	28	374	147	35	.704
8. Tony Ochrimenko, Kean	27	370	147	30	.704
9. Mike Coven, Brandeis	30	355	173	30	.663
10. Skip Roderick, Elizabethtown	20	345	76	32	.797
11. Hardy Fuchs, Kalamazoo	32	343	137	36	.700
12. Doug Mello, Luther	25	340	149	29	.684
13. Page Colton, DePauw	34	338	161	27	.668
14. Roy Gordon, Mary Washington	26	308	156	34	.653
15. Bill Killen, MacMurray	33	299	237	61	.552
16. Mike Russo, Williams	24	289	68	36	.781
17. Joe Clarke, Washington (Mo.)	20	274	110	38	.694
18. Ronald Shewcraft, Mass. Liberal Arts	25	270	145	40	.637
19. Pat Haws, St. John's (Minn.)	25	269	100	38	.708
20. Chris Waterbury, Plattsburgh St.	21	263	102	34	.702
21. Nick Gaudio, Carnegie Mellon	26	257	118	32	.671
22. Toby Bares, Wis.-Oshkosh	19	254	69	25	.766
23. Ray Clepek, Coast Guard	33	252	175	40	.582
24. Bill Lessig, Connecticut Col.	32	245	182	32	.569
25. Doug May, Nazareth	23	243	115	36	.662
26. Donald Lyle, Grove City	31	241	185	38	.560
26. Ken Peterson, Oswego St.	35	241	295	57	.454
28. Sonny Travis, Va. Wesleyan	17	239	72	30	.745
29. Denzil Lue, St. Thomas (Minn.)	25	230	133	46	.619
30. Andy Byrne, Ithaca	24	229	137	29	.616
31. Manfred Tschan, George Fox	19	228	130	18	.630
32. Gerry DiBartolo, Salisbury	21	225	133	26	.620
33. Gary Smith, St. Joseph's (N.Y.)	22	217	116	15	.645
34. Rolf Piranian, Wash & Lee	27	217	184	23	.539
35. Malcolm MacPherson, Worcester Tech	21	216	97	23	.677
36. Ron McEachen, Skidmore	25	213	121	49	.620
37. Larry Zelenz, Gust. Adolphus	23	211	139	43	.594

Coach, Team	Yrs.	Won	Lost	Tied	Pct.
38. Steve Dawson, Wittenberg	20	207	140	17	.592
39. Roy Messer, Earlham	22	207	161	43	.556
40. Phil Wingert, Wilkes	21	201	169	30	.540
41. Jay Hegeman, Frostburg St.	17	199	112	17	.633
42. Wayne Mones, Western Conn. St.	15	198	84	29	.683
43. Mark Serdjenian, Colby	27	197	153	31	.558
44. Jon Anderson, Babson	18	196	93	37	.658
45. Joe Amorim, Haverford	20	192	152	23	.554
46. John Leaney, Macalester	16	191	63	31	.725
47. David Seward, Middlebury	18	189	65	28	.720
47. Peter Haley, Springfield	23	189	192	28	.496
47. Mike Rubesch, Emory	15	182	82	19	.677
50. Paul McGinlay, Trinity (Tex.)	13	178	49	17	.764

(Minimum five years as a four-year college head coach, but less than five years at the Division III level.)

Coach, Team	Yrs.	Won	Lost	Tied	Pct.
1. Rob Russo, Denison	22	273	134	23	.662

Winningest Coaches All-Time

BY PERCENTAGE

(Minimum 10 years as a head coach at an NCAA Division III school; includes all victories at a four-year institution.)

Coach, Team	Yrs.	Won	Lost	Tied	Pct.
1. *Jay Martin (Ohio Wesleyan 1977-02)	26	446	90	35	0.812
2. *Matt Smith (Johns Hopkins 1993-02)	10	154	33	10	0.807
3. *Skip Roderick (Elizabethtown 1983-02)	20	345	76	32	0.797
4. *Dan Gilmore (Rowan 1976-02)	27	437	100	38	0.793
5. *Mike Russo (Williams 1979-02)	24	289	68	36	0.781
6. *Toby Bares (Wis.-Oshkosh 1984-02)	19	254	69	25	0.766
7. *Paul McGinlay (Trinity (Tex.) 1990-02)	13	178	49	17	0.764
8. *Joe Bean (Quinnipiac 1962-64; Bridgeport 1965-68; Wheaton (Ill.) 1969-02)	41	541	163	53	0.750
9. John Kurty (Westfield St. 1966-77, 89)	13	159	49	13	0.749
10. *Sonny Travis (Centre 1986-88; Va. Wesleyan 89-02)	17	239	72	30	0.745
11. Jeff Tipping (Muhlenberg 1986-01)	16	225	71	21	0.743
12. John Cunningham (Bethany (W. Va.) 1968-00)	33	370	123	28	0.737
13. Layton Shoemaker (Barrington 1967-92; Messiah 73-96)	30	369	125	24	0.736
13. Steve Klingman (Scranton 1973-94)	22	324	116	23	0.736
15. Rick Dell (TCNJ 1982-94)	13	182	60	23	0.730
15. *Steve Smith (Hope 1990-02)	13	178	60	18	0.730
17. *Bob Durocher (St. Lawrence 1990-02)	13	147	48	21	0.729
18. Gerd Lutter (Plymouth St. 1969-91)	23	259	84	41	0.728
19. *John Leaney (Macalester 1987-02)	16	191	63	31	0.725
20. *Bob Durocher (St. Lawrence 1990-02)	13	154	53	22	0.721
21. *David Seward (Middlebury)	18	189	65	28	0.720
22. Steve Davis (Claremont-MS 1969-97)	29	356	125	48	0.718
23. Robert Leib (Me.-Farmington 1977-01)	25	260	94	31	0.716
24. Fred Taube (Cortland St. 1973-94)	22	247	88	35	0.715
25. *Derek Armstrong (UC San Diego 1982-02)	21	283	103	36	0.713
26. *Pat Haws (St. John's (Minn.) 1978-02)	25	269	100	38	0.708
27. Owen Wright (Elizabethtown 1961-67, 69-82)	21	234	90	26	0.706
28. *Andy Marcinko (Rhodes 1991-02)	12	150	59	13	0.705
29. *Tony Ochrimenko (Kean 76-02)	27	370	147	29	0.704
29. *Bud Lewis (Wilmington (Ohio) 1975-02)	28	374	147	35	0.704
31. *Chris Waterbury (New England 1982; Lyndon St. 83-84; Plattsburgh St. 85-02)	21	263	102	34	0.702
32. *Hardy Fuchs (Kalamazoo 1971-02)	32	343	137	36	0.700
33. *Mike Middleton (Fredonia St. 1993-99; Cortland St. 2000-02)	12	135	55	11	0.699
34. *Ron Butcher (Wis.-Platteville 1968-89; Keene St. 70-02)	35	462	188	54	0.695
35. Dave Wright (Gettysburg 1986-02)	17	216	90	23	0.692
36. *Ali Kazemian (John Carroll 1992-02)	11	135	58	12	0.688
37. *Doug Mello (Aquinas 1978-82; Siena Heights 83-88; Southwest (N.M.) 89; Luther 90-02)	25	340	149	29	0.684
38. *Wayne Mones (Western Conn. St. 1988-02)	15	198	84	29	0.683
39. *Pepe Fernandez (Maryville (Tenn.) 1989-02)	14	169	76	15	0.679
40. *Malcolm MacPherson (Fitchburg St. 1982-90, WPI 2001-02)	21	216	97	23	0.677
41. *Mike Rubesch (Emory 1988-02)	15	182	82	19	0.677

Coach, Team	Yrs.	Won	Lost	Tied	Pct.
42. Tony Fritz (Lake Forest 1978-93).....	16	145	65	19	0.675
43. *Nick Gaudio (Maine Maritime 1977-80; Carnegie Mellon 1981-02).....	26	257	118	32	0.671
44. *Mike Pilger (Kenyon 1988-91; Rochester 92-00; Case Reserve 02).....	13	141	64	22	0.670
45. *Page Cotton (DePauw 1969-02).....	34	338	161	27	0.668
46. *Mike Coven (Brandeis 1973-02).....	30	355	173	30	0.663
46. Brian Chafin (Clarkson 1974-89; Centre 90-01)	28	294	142	31	0.663
48. *Doug May (Rochester Inst. 1980-95; Nazareth 96-02).....	23	243	115	36	0.662
49. *Jon Anderson (Babson 1985-02).....	18	196	93	37	0.658
50. *Roy Gordon (Mary Washington 1977-02)..	26	308	156	34	0.653

*Active coach.

BY VICTORIES

(Minimum 10 years as a head coach at an NCAA Division III school; all victories record at a four-year institution.)

Coach, Team	Yrs.	Won	Lost	Tied	Pct.
1. *Joe Bean (Quinnipiac 1962-64; Bridgeport 1965-68; Wheaton (Ill.) 1969-02).....	41	541	163	53	0.750
2. *Ron Butcher (Wis.-Platteville 1968-89; Keene St. 70-02).....	35	462	188	54	0.695
3. *Jay Martin (Ohio Wesleyan 1977-02).....	26	446	90	35	0.812
4. *Dan Gilmore (Rowan 1976-02).....	27	437	100	38	0.793
5. *Horst Richardson (Colorado Col. 1966-02)	37	417	231	51	0.633
6. *Helmut Werner (Randolph-Macon 1962-02)	41	398	233	59	0.620
7. *Bud Lewis (Wilmington (Ohio) 1975-02)...	28	374	147	35	0.704
8. John Cunningham (Bethany (W. Va.) 1968-00)	33	370	123	28	0.737
8. *Tony Ochrimenko (Kean 76-02).....	27	370	147	29	0.704
11. Layton Shoemaker (Barrington 1967-92; Messiah 73-96).....	30	369	125	24	0.736
12. Steve Davis (Claremont-MS 1969-97).....	29	356	125	48	0.718
13. *Mike Coven (Brandeis 1973-02).....	30	355	173	30	0.663
14. *Arthur Skip Roderick (Elizabethtown 1983-02)	20	345	76	32	0.797
15. *Hardy Fuchs (Kalamazoo 1971-02).....	32	343	137	36	0.700
16. Marvin Zuidema (Calvin 1961-67; 69-97)..	36	341	175	48	0.647
17. *Doug Mello (Aquinas 1978-82; Siena Heights 83-88; Southwest (N.M.) 89; Luther 90-02).....	25	340	149	29	0.684
18. *Page Cotton (DePauw 1969-02).....	34	338	161	27	0.668

Coach, Team	Yrs.	Won	Lost	Tied	Pct.
19. Steve Klingman (Scranton 1973-94).....	22	324	116	23	0.736
20. *Roy Gordon (Mary Washington 1977-02)	26	308	156	34	0.653
21. *Bill Killen (Akron 1970-73; Yale 74-77; Old Dominion 78-83; MacMurray 85-02)	33	299	237	61	0.552
22. Brian Chafin (Clarkson 1974-89; Centre 90-01).....	29	294	142	31	0.663
23. *Mike Russo (Williams 1979-02).....	24	289	68	36	0.781
24. *Derek Armstrong (UC San Diego 1982-02)	21	283	103	36	0.713
25. *Ron Shewcraft (Mass. Liberal Arts 1978-02)	25	270	145	40	0.637
26. *Pat Haws (St. John's (Minn.) 1978-02).....	25	269	100	38	0.708
26. Robert Nye (Wooster 1964-94).....	31	269	187	41	0.582
28. *Chris Waterbury (New England 1982; Lyndon St. 83-84; Plattsburgh St. 85-02)..	21	263	102	34	0.702
29. Tim Schum (Binghamton 1963-92).....	30	261	130	43	0.651
30. Robert Leib (Me. Farmington 1977-01).....	25	260	94	31	0.716
31. Gerd Lutter (Plymouth St. 1969-91).....	23	259	84	41	0.728
32. *Nick Gaudio (Maine Maritime 1977-80; Carnegie Mellon 1981-02).....	26	257	118	32	0.671
33. *Toby Bares (Wis.-Oshkosh 1984-02).....	19	254	69	25	0.766
34. *Ray Cieplik (Coast Guard 1970-02).....	33	252	175	40	0.582
35. Fred Taube (Cortland St. 1973-94).....	22	247	88	35	0.715
36. *Bill Lessig (Connecticut Col. 1971-02).....	32	245	182	32	0.569
37. *Doug May (Rochester Inst. 1980-95; Nazareth 96-02).....	23	243	115	36	0.662
38. *Donald Lyle (Grove City 1972-02).....	31	241	185	38	0.560
38. *Ken Peterson (Oswego St. 1968-02).....	35	241	295	57	0.454
40. *Sonny Travis (Centre 1986-88; Va. Wesleyan 89-02).....	17	239	72	30	0.745
41. Owen Wright (Elizabethtown 1961-67, 69-82)	21	234	90	26	0.706
42. *Denzil Lue (St. Thomas (Minn.) 1979-02) ..	24	230	133	46	0.619
43. *Andy Byrne (Mass.-Lowell 1979-80; Southern Ind. 81-83; Ithaca 84-02).....	24	228	138	29	0.614
44. Jeff Tipping (Muhlenberg 1986-01).....	16	225	71	21	0.743
45. *Gerry DiBartolo (Salisbury 1982-02).....	21	225	133	26	0.620
46. John Makuvek (Moravian 1968-91).....	24	219	131	31	0.615
47. *Rolf Piranian (Wash & Lee 1976-02).....	27	217	184	23	0.539
48. Dave Wright (Gettysburg 1986-02).....	17	216	90	23	0.692
49. *Malcolm MacPherson (Fitchburg St. 1982-90; WPI 01-02).....	21	216	97	23	0.677
50. *Ron McEachen (Middlebury 1976-84; Vermont 85-95; Skidmore 00-02).....	23	213	121	49	0.62

*Active coach.

2002 Men's Conference Standings

Division I Men's Conference Standings	62
Division II Men's Conference Standings	63
Division III Men's Conference Standings	64



2002 Division I

AMERICA EAST CONFERENCE

Team	CONFERENCE				FULL SEASON			
	W	L	T	Pct.	W	L	T	Pct.
Northeastern#	6	2	0	.750	12	8	2	.591
Vermont	5	2	1	.688	11	7	1	.605
Hartford	5	3	0	.625	7	11	0	.389
New Hampshire	4	2	2	.625	10	5	2	.647
Albany	4	2	2	.625	9	6	2	.588
Boston U.	3	3	1	.500	8	6	3	.559
Stony Brook	2	5	0	.286	3	13	1	.206
Binghamton	2	6	0	.250	6	11	1	.361
Maine	1	7	0	.125	3	11	2	.250

ATLANTIC COAST CONFERENCE

Team	CONFERENCE				FULL SEASON			
	W	L	T	Pct.	W	L	T	Pct.
Wake Forest	4	0	2	.833	15	2	4	.810
Maryland#	4	2	0	.667	20	5	0	.800
North Carolina	3	2	1	.583	14	7	1	.659
Virginia	3	3	0	.500	15	7	0	.682
Duke	3	3	0	.500	11	8	1	.575
Clemson	2	3	1	.417	14	5	3	.705
North Carolina St.	0	6	0	.000	5	14	0	.263

ATLANTIC 10 CONFERENCE

Team	CONFERENCE				FULL SEASON			
	W	L	T	Pct.	W	L	T	Pct.
Massachusetts	8	1	2	.818	12	6	2	.650
Duquesne	7	1	3	.773	13	3	5	.738
Richmond	7	2	2	.727	10	8	3	.548
George Washington#	7	4	0	.636	13	9	0	.591
Rhode Island	7	4	0	.636	12	8	0	.600
La Salle	6	5	0	.545	8	10	1	.447
Xavier	4	4	2	.500	9	7	2	.556
Dayton	4	6	0	.400	9	9	1	.500
Temple	3	7	1	.318	6	13	1	.325
St. Joseph's	3	8	0	.273	8	10	0	.444
St. Bonaventure	3	8	0	.273	8	10	0	.444
Fordham	1	10	0	.091	4	14	0	.222

ATLANTIC SOCCER CONFERENCE

Team	CONFERENCE				FULL SEASON			
	W	L	T	Pct.	W	L	T	Pct.
Florida Int'l	4	0	1	.900	12	4	1	.735
Hartwick	4	1	0	.800	9	7	2	.556
Oneonta St.	2	2	0	.500	5	8	4	.412
Adelphi	2	2	0	.500	4	11	1	.281
Howard	1	3	1	.300	4	9	1	.321
Philadelphia	0	5	0	.000	5	10	1	.344

ATLANTIC SUN CONFERENCE

Team	CONFERENCE				FULL SEASON			
	W	L	T	Pct.	W	L	T	Pct.
Mercer	6	1	1	.813	10	7	1	.583
Jacksonville	5	2	1	.688	10	6	2	.611
UCF#	5	2	1	.688	11	7	3	.595
Stetson	5	3	0	.625	9	10	1	.475
Georgia St.	4	3	1	.563	7	10	1	.417
Campbell	3	5	0	.375	6	11	0	.353
Belmont	2	5	1	.313	5	10	2	.353
Florida Atlantic	2	5	1	.313	7	8	2	.471
Gardner-Webb	0	6	2	.125	0	16	4	.100

BIG EAST CONFERENCE

Team	CONFERENCE				FULL SEASON			
	W	L	T	Pct.	W	L	T	Pct.
Boston College#	8	2	0	.800	18	5	0	.783
St. John's	7	1	2	.800	13	3	5	.738
Connecticut	7	3	0	.700	17	6	0	.739
Notre Dame	6	3	1	.650	12	6	3	.643
Georgetown	5	4	1	.550	8	9	1	.472
Rutgers	5	4	1	.550	8	8	3	.500
Seton Hall	5	5	0	.500	9	8	3	.525
Providence	5	5	0	.500	7	11	0	.389
Virginia Tech	5	5	0	.500	10	7	1	.583
Syracuse	3	6	1	.350	8	8	2	.500
Pittsburgh	2	7	1	.250	8	9	1	.472
Villanova	2	8	0	.200	5	13	0	.278
West Virginia	1	8	1	.150	4	11	2	.294

BIG SOUTH CONFERENCE

Team	CONFERENCE				FULL SEASON			
	W	L	T	Pct.	W	L	T	Pct.
Winthrop#	6	1	0	.857	15	7	1	.674
Coastal Carolina	6	1	0	.857	19	3	2	.833
Liberty	4	2	1	.643	11	8	2	.571
Radford	3	3	1	.500	7	12	1	.375
UNC Asheville	3	3	1	.500	6	10	2	.389
Elon	2	4	1	.357	7	13	1	.357
High Point	1	5	1	.214	4	14	1	.237
Charleston So.	0	6	1	.071	5	11	1	.324

BIG TEN CONFERENCE

Team	CONFERENCE				FULL SEASON			
	W	L	T	Pct.	W	L	T	Pct.
Indiana	6	0	0	1.000	15	4	2	.762
Penn St.#	3	3	0	.500	16	8	0	.667
Michigan St.	3	3	0	.500	12	7	0	.632
Ohio St.	3	3	0	.500	11	7	1	.605
Michigan St.	3	3	0	.500	11	7	2	.600
Wisconsin	3	3	0	.500	9	10	0	.474
Northwestern	0	6	0	.000	8	12	0	.400

BIG WEST CONFERENCE

Team	CONFERENCE				FULL SEASON			
	W	L	T	Pct.	W	L	T	Pct.
UC Santa Barb.	9	0	1	.950	18	3	1	.841
Cal St. Northridge	7	2	1	.750	14	5	2	.714
Cal St. Fullerton	4	4	2	.500	8	9	3	.475
UC Irvine	3	4	3	.450	8	8	4	.500
UC Riverside	2	7	1	.250	4	12	4	.300
Cal Poly	1	9	0	.100	3	16	0	.158

COLONIAL ATHLETIC ASSOCIATION

Team	CONFERENCE				FULL SEASON			
	W	L	T	Pct.	W	L	T	Pct.
Va. Commonwealth#	1	1	1	.833	15	5	1	.738
William & Mary	7	1	1	.833	15	8	1	.646
Old Dominion	6	2	1	.722	10	9	1	.525
Towson	4	4	1	.500	10	8	2	.550
Drexel	3	3	3	.500	10	8	3	.548
James Madison	3	3	3	.500	8	10	3	.452
George Mason	3	4	2	.444	8	7	4	.526
Hofstra	3	6	0	.333	10	7	1	.583
UNC Wilmington	2	7	0	.222	9	9	0	.500
Delaware	0	7	2	.111	2	12	4	.222

CONFERENCE USA

Team	CONFERENCE				FULL SEASON			
	W	L	T	Pct.	W	L	T	Pct.
Marquette	7	2	1	.750	10	8	1	.553
St. Louis#	7	2	1	.750	15	4	2	.762
Louisville	6	3	1	.650	9	11	2	.455
South Fla.	6	4	0	.600	11	7	0	.611
Cincinnati	5	4	1	.550	11	8	2	.571
UAB	4	4	2	.500	9	7	3	.553
Charlotte	4	5	1	.450	9	7	2	.556
DePaul	4	6	0	.400	8	9	2	.474
Memphis	3	7	0	.300	10	7	1	.583
East Caro.	2	6	2	.300	6	10	2	.389
TCU	2	7	1	.250	3	14	1	.194

HORIZON LEAGUE

Team	CONFERENCE				FULL SEASON			
	W	L	T	Pct.	W	L	T	Pct.
Wis. Milwaukee#	7	0	0	1.000	18	1	1	.925
Cleveland St.	5	2	0	.714	10	11	0	.476
Ill.-Chicago	4	2	1	.643	10	8	2	.550
Butler	4	3	0	.571	9	10	3	.477
Wright St.	4	3	0	.571	8	10	1	.447
Detroit	2	4	1	.357	11	6	3	.625
Wis.-Green Bay	1	6	0	.143	3	14	0	.176
Loyola	0	7	0	.000	3	16	0	.158

IVY LEAGUE

Team	CONFERENCE				FULL SEASON			
	W	L	T	Pct.	W	L	T	Pct.
Penn	5	1	1	.786	12	4	1	.735
Dartmouth	5	1	1	.786	9	7	1	.559
Columbia	4	2	1	.643	10	5	1	.656
Harvard	3	3	1	.500	9	6	1	.594
Princeton	2	3	2	.429	4	8	5	.382
Yale	2	4	1	.357	9	6	1	.594
Brown	1	4	2	.286	5	8	4	.412
Cornell	1	5	1	.214	4	8	4	.375

METRO ATLANTIC ATHLETIC CONFERENCE

Team	CONFERENCE				FULL SEASON			
	W	L	T	Pct.	W	L	T	Pct.
Loyola (Md.)#	8	0	1	.944	13	5	3	.690
Fairfield	6	2	1	.722	9	7	3	.553
Marist	6	3	0	.667	7	10	2	.421
Siena	5	2	2	.667	5	10	3	.361
Niagara	5	3	1	.611	6	9	2	.412
St. Peter's	4	4	1	.500	10	6	3	.605
Canisius	3	5	1	.389	5	12	1	.306
Manhattan	1	5	3	.278	3	12	3	.250
Rider	1	7	1	.167	5	11	2	.333
Iona	0	8	1	.056	0	18	2	.050

Team	CONFERENCE				FULL SEASON			
	W	L	T	Pct.	W	L	T	Pct.
Washington	3	7	0	.300	6	10	3	.395
Fresno St.	2	7	1	.250	5	11	4	.350

PATRIOT LEAGUE

Team	CONFERENCE				FULL SEASON			
	W	L	T	Pct.	W	L	T	Pct.
Holy Cross#	5	2	0	.714	13	5	1	.711
American	4	2	1	.643	13	8	1	.614
Lehigh	4	2	1	.643	11	8	2	.571
Lafayette	3	2	2	.571	8	6	4	.556
Bucknell	3	4	0	.429	13	5	1	.711
Colgate	3	4	0	.429	9	7	3	.553
Navy	1	4	2	.286	5	10	3	.361
Army	1	4	2	.286	3	11	4	.278

SOUTHERN CONFERENCE

Team	CONFERENCE				FULL SEASON			
	W	L	T	Pct.	W	L	T	Pct.
Furman#	8	0	0	.100	19	3	1	.848
Appalachian St.	6	2	0	.750	13	3	1	.794
Davidson	5	2	1	.688	10	6	4	.600
UNC Greensboro	5	3	0	.625	14	8	0	.636
Col. Of Charleston	5	3	0	.625	11	7	2	.600
VMI	2	6	0	.250	3	10	4	.294
Georgia St.	1	5	2	.250	2	16	2	.150
Wofford	1	6	1	.188	3	15	2	.200
Citadel	1	7	0	.125	4	13	0	.235

WEST COAST CONFERENCE

Team	CONFERENCE				FULL SEASON			
	W	L	T	Pct.	W	L	T	Pct.
Portland	5	1	0	.833	13	6	1	.675
Loyola Marymount	4	2	0	.667	15	4	2	.762
San Diego	3	3	0	.500	14	6	0	.700
Santa Clara	3	3	0	.500	10	6	1	.618
San Francisco	3	3	0	.500	10	8	1	.553
Gonzaga	2	3	1	.417	5	10	1	.344
St. Mary's	0	5	1	.083	3	13	3	.237

INDEPENDENTS

Team	FULL SEASON			
	W	L	T	Pct.
Alabama A&M	11	4	2	.706
South Carolina	11	8	1	.575
Drury	5	13	0	.278
IPFW	4	11	1	.237

2002 Division II

CALIFORNIA COLLEGIATE ATHLETIC ASSOCIATION

Team	CONFERENCE				FULL SEASON			
	W	L	T	Pct.	W	L	T	Pct.
North Division	W	L	T	Pct.	W	L	T	Pct.
Sonoma St.	11	3	0	.786	20	4	0	.833
UC Davis	9	5	0	.643	13	5	1	.711
Cal St. Chico	5	9	0	.357	6	13	0	.316
San Francisco St.	4	10	0	.286	5	15	0	.250
Central Division	W	L	T	Pct.	W	L	T	Pct.
Cal St. Dom. Hills 13	1	0	.929	18	4	1	.804	
Cal St. Bakersfield 12	2	0	.857	18	4	0	.818	
Cal St. Los Angeles 3	11	0	.214	5	13	0	.278	
Cal St. Sanislaus	3	11	0	.214	5	14	0	.263
South Division	W	L	T	Pct.	W	L	T	Pct.
UC San Diego	9	5	0	.643	11	6	0	.647
Cal Poly Pomona	7	6	1	.536	8	9	1	.472
Cal St. San B'dino	5	8	1	.393	9	9	1	.500
Grand Canyon	2	12	0	.143	5	15	0	.250

CAROLINAS-VIRGINIA ATHLETIC CONFERENCE

Team	CONFERENCE				FULL SEASON			
	W	L	T	Pct.	W	L	T	Pct.
Queens (N.C.)	10	0	1	.955	16	2	2	.850
Belmont Abbey	9	1	1	.864	12	7	2	.619
Lees-McRae	9	2	0	.818	17	4	0	.810
Longwood	9	2	0	.818	12	6	1	.658
Barton	5	4	2	.545	8	7	3	.528
Limestone	5	5	1	.500	9	10	1	.475

Team	CONFERENCE				FULL SEASON			
	W	L	T	Pct.	W	L	T	Pct.
Anderson	5	6	0	.455	8	10	1	.447
Mount Olive	4	7	0	.364	6	13	0	.316
Pfeiffer	3	7	1	.318	3	11	1	.233
Coker	1	9	1	.136	1	14	2	.118
St. Andrews	1	9	1	.136	1	15	1	.088
Erskine	1	10	0	.091	4	12	0	.250

GREAT LAKES INTERCOLLEGIATE ATHLETIC CONFERENCE

Team	CONFERENCE				FULL SEASON			
	W	L	T	Pct.	W	L	T	Pct.
Mercyhurst	5	1	0	.833	17	2	0	.895
Ashland	3	1	2	.667	11	5	2	.667
Gannon	3	1	2	.667	10	7	3	.575
Northwood	2	2	2	.500	10	5	2	.647
Findlay	2	2	2	.500	8	5	4	.588
Saginaw Valley St. 1	4	1	.250	8	10	1	.447	
Hillsdale	0	5	1	.083	2	12	3	.206

GREAT LAKES VALLEY CONFERENCE

Team	CONFERENCE				FULL SEASON			
	W	L	T	Pct.	W	L	T	Pct.
Lewis	8	2	0	.800	15	6	0	.714
Mo.-St. Louis	7	2	1	.750	10	6	1	.618
SIU Edwardsville	7	2	1	.750	13	4	2	.737
Southern Ind.	7	3	0	.700	13	8	0	.619
Quincy	6	2	2	.700	10	6	2	.611
Bellarmino	5	5	0	.500	11	8	0	.579
Wis.-Parkside	4	5	1	.450	11	7	1	.605
Northern Ky.	3	6	1	.350	6	10	2	.389
Indianapolis	3	7	0	.300	3	11	3	.265
St. Joseph's	2	8	0	.200	5	14	0	.263
Ky. Wesleyan	0	10	0	.000	0	14	0	.000

GREAT NORTHWEST ATHLETIC CONFERENCE

Team	CONFERENCE				FULL SEASON			
	W	L	T	Pct.	W	L	T	Pct.
Western Wash.	4	0	0	.100	15	4	1	.775
Seattle	3	1	0	.750	11	6	2	.632
Seattle Pacific	2	2	0	.500	11	6	2	.632
Humboldt St.	1	3	0	.250	3	15	1	.184
Northwest Nazarene	0	4	0	.000	2	14	0	.125

GULF SOUTH CONFERENCE

Team	CONFERENCE				FULL SEASON			
	W	L	T	Pct.	W	L	T	Pct.
Central Ark.	7	0	0	.100	17	2	2	.857
West Fla.	6	1	0	.857	13	5	1	.711
Christian Bros.	4	2	1	.643	7	10	2	.421
Montevallo	4	3	0	.571	7	10	1	.417
Ouachita Baptist	2	4	1	.357	6	10	2	.389
Harding	2	4	1	.357	7	9	2	.444
Ala.-Huntsville	1	5	1	.214	4	12	1	.265
Lincoln Memorial	0	7	0	.000	6	13	1	.325

HEARTLAND CONFERENCE

Team	FULL SEASON			
	W	L	T	Pct.
Incarate Word	16	1	3	.875
St. Mary's (Tex.)	12	5	3	.675
St. Edward's	6	11	2	.368
Dallas Baptist	5	13	0	.278

LONE STAR CONFERENCE

Team	CONFERENCE				FULL SEASON			
	W	L	T	Pct.	W	L	T	Pct.
Midwestern St.	6	0	0	.100	14	1	4	.842
West Texas A&M	3	2	1	.583	10	5	2	.647
Southwestern Oklahoma	1	4	1	.250	7	9	2	.444
Northeastern St.	1	5	0	.167	5	14	0	.263

NEW YORK COLLEGIATE ATHLETIC CONFERENCE

Team	CONFERENCE				FULL SEASON			
	W	L	T	Pct.	W	L	T	Pct.
Southampton	7	2	0	.778	11	3	2	.750
New York Tech ...	7	2	0	.778	12	4	1	.735
Dowling	7	2	0	.778	11	4	2	.706
Bridgeport	6	3	0	.667	11	8	0	.579
Molloy	5	4	0	.556	7	11	0	.389

Team	CONFERENCE				FULL SEASON			
	W	L	T	Pct.	W	L	T	Pct.
Mercy	5	4	0	.556	7	11	0	.389
New Haven	4	5	0	.444	8	11	0	.421
Concordia (N.Y.)	3	6	0	.333	6	10	0	.375
CW Post	1	8	0	.111	2	16	0	.111
St. Thomas Aquinas 0	9	0	.000	1	15	0	.063	

NORTHEAST-10 CONFERENCE

Team	CONFERENCE				FULL SEASON			
	W	L	T	Pct.	W	L	T	Pct.
Southern Conn. St. 11	0	2	.923	15	2	2	.842	
Southern N.H.	11	1	1	.885	20	3	2	.840
Merrimack	9	3	1	.731	12	5	2	.684
St. Anselm	9	4	0	.692	11	5	1	.676
Mass.-Lowell	8	3	2	.692	13	5	2	.700
Franklin Pierce	6	3	4	.615	10	5	4	.632
Le Moyne	7	6	0	.538	10	8	0	.556
Bryant	7	6	0	.538	8	9	0	.471
Assumption	4	9	0	.308	6	12	0	.333
Bentley	3	9	1	.269	6	10	2	.389
St. Michael's	2	8	3	.269	3	11	4	.278
Stonehill	3	10	0	.231	3	12	1	.219
American Int'l.	2	10	1	.192	4	12	1	.265
St. Rose	1	11						

WEST VIRGINIA INTERCOLLEGIATE ATHLETIC CONFERENCE

Team	CONFERENCE			FULL SEASON		
	W	L	T Pct.	W	L	T Pct.
West Va. Wesleyan	7	1	0 .875	17	4	1 .795
Wheeling Jesuit	6	2	0 .750	14	7	0 .667
Alderson-Broaddus	6	2	0 .750	9	10	0 .474
Charleston	6	2	0 .750	10	9	0 .526
Concord	5	3	0 .625	5	10	3 .361
Shepherd	3	5	0 .375	12	9	0 .571
Salem Int'l.	2	6	0 .250	3	16	1 .175
Davis & Elkins	1	7	0 .125	4	14	1 .237
Ohio Valley	0	8	0 .000	6	14	0 .300

INDEPENDENTS

Team	FULL SEASON		
	W	L	T Pct.
Rockhurst	15	3	0 .833
Truman	13	4	0 .765
Dist. Columbia	14	4	2 .750
Mo.-Rolla	9	5	2 .625
Mont.-St. Billings	6	11	0 .353
Mo. Southern St.	5	10	1 .344
Pitt.-Johnstown	3	15	2 .200
N.J. Inst. Of Tech.	2	13	0 .133
Columbia Union	2	15	0 .118

2002 Division III

ALLEGHENY MOUNTAIN COLLEGIATE CONFERENCE

Team	CONFERENCE			FULL SEASON		
	W	L	T Pct.	W	L	T Pct.
Pitt.-Greensburg	8	0	0 .100	19	2	0 .905
Penn. St.-Altoona	5	2	0 .714	14	5	2 .714
Penn St.-Behrend	5	3	0 .625	8	10	4 .455
Frostburg St.	3	4	0 .429	8	9	2 .474
LaRoche	2	4	0 .333	8	11	1 .425
Pitt.-Bradford	1	5	0 .167	6	14	0 .300
Lake Erie	0	6	0 .000	1	15	0 .063

AMERICAN SOUTHWEST CONFERENCE

Team	CONFERENCE			FULL SEASON		
	W	L	T Pct.	W	L	T Pct.
Texas-Dallas	12	0	0 .100	16	4	1 .786
Ozarks	8	4	0 .667	13	7	0 .650
LeTourneau	6	4	2 .583	7	8	3 .472
Austin	6	6	0 .500	9	9	0 .500
East Tex. Baptist	5	6	1 .458	8	8	1 .500
Louisiana Col.	3	9	0 .250	4	15	0 .211
Mississippi Col.	0	11	1 .042	0	14	1 .033
West Division	W	L	T Pct.	W	L	T Pct.
Texas Lutheran	9	1	0 .900	14	3	2 .789
McMurry	6	3	0 .667	13	5	1 .711
Hardin-Simmons	6	3	1 .650	10	6	1 .618
Schreiner	5	4	1 .550	10	5	2 .647
Mary Hardin Baylor	2	8	0 .200	3	11	1 .233
Concordia-Austin	0	9	0 .000	0	15	0 .000

CALIFORNIA PACIFIC CONFERENCE

Team	CONFERENCE			FULL SEASON		
	W	L	T Pct.	W	L	T Pct.
Cal St. Monterey						
Bay	5	1	0 .833	12	5	0 .706
Notre Dame de Namur	5	1	0 .833	11	8	1 .575
Dominican (Cal.)	4	2	0 .667	8	9	1 .472
Menlo	4	2	0 .667	9	10	0 .474
Simpson	1	4	0 .200	6	8	1 .433
Maritime (Cal.)	1	4	0 .200			
Bethany (Cal.)	0	6	0 .000	0	12	0 .000

CAPITAL ATHLETIC CONFERENCE

Team	CONFERENCE			FULL SEASON		
	W	L	T Pct.	W	L	T Pct.
Mary Washington	6	0	1 .929	13	4	2 .737
Salisbury	6	1	0 .857	15	3	1 .816
York	5	2	0 .714	10	9	2 .524

Team	CONFERENCE			FULL SEASON		
	W	L	T Pct.	W	L	T Pct.
St. Mary's (Md.)	4	3	0 .571	15	5	0 .750
Catholic	2	4	1 .357	8	8	1 .500
Goucher	2	5	0 .286	4	14	1 .237
Marymount (Va.)	2	5	0 .286	4	14	1 .237
Gallaudet	0	7	0 .000	2	18	0 .100

CENTENNIAL CONFERENCE

Team	CONFERENCE			FULL SEASON		
	W	L	T Pct.	W	L	T Pct.
Johns Hopkins	9	0	0 .100	15	3	2 .800
Franklin & Marshall	7	2	0 .778	8	9	2 .474
Gettysburg	6	3	0 .667	12	4	3 .711
Muhlenberg	6	3	0 .667	13	7	1 .643
Dickinson	4	4	1 .500	7	9	2 .444
Washington (Md.)	4	4	1 .500	9	7	2 .556
Haverford	2	4	3 .389	6	7	3 .469
McDaniel	2	6	1 .278	6	9	2 .412
Ursinus	2	7	0 .222	8	10	1 .447
Swarthmore	0	9	0 .000	5	14	1 .275

CITY UNIVERSITY OF NEW YORK ATHLETIC CONFERENCE

Team	CONFERENCE			FULL SEASON		
	W	L	T Pct.	W	L	T Pct.
York (N.Y.)	8	0	0 .100	12	4	1 .735
CCNY	7	1	0 .875	14	4	1 .763
Staten Island	5	3	0 .625	9	7	0 .563
John Jay	4	3	1 .563	7	7	1 .500
Hunter	4	3	1 .563	5	13	1 .289
Brooklyn	2	5	1 .313	3	10	1 .250
Medgar Evers	2	5	1 .313	5	13	1 .289
Baruch	1	6	1 .188	1	9	1 .136
NY City Tech	0	7	1 .063	1	11	1 .115

COLLEGE CONFERENCE OF ILLINOIS AND WISCONSIN

Team	CONFERENCE			FULL SEASON		
	W	L	T Pct.	W	L	T Pct.
Wheaton (Ill.)	5	0	1 .917	17	4	2 .783
Augustana (Ill.)	5	0	1 .917	16	3	1 .825
Millikin	3	3	0 .500	8	9	0 .471
Carthage	2	3	1 .417	8	12	1 .405
North Park	2	4	0 .333	9	6	3 .583
North Central	1	4	1 .250	9	9	2 .500
Illinois Wesleyan	1	5	0 .167	6	12	0 .333

COMMONWEALTH COAST CONFERENCE

Team	CONFERENCE			FULL SEASON		
	W	L	T Pct.	W	L	T Pct.
Roger Williams	9	0	1 .950	12	2	2 .813
Gordon	7	1	1 .833	13	3	1 .794
Salve Regina	7	2	1 .750	7	9	1 .441
Colby-Sawyer	5	2	1 .688	8	3	3 .679
Endicott	5	4	0 .556	7	7	1 .500
Wentworth	5	4	0 .556	6	7	0 .462
Nichols	5	5	0 .500	6	10	0 .375
Eastern Nazarene	4	5	0 .444	6	7	0 .462
Anna Maria	3	6	0 .333	5	11	1 .324
New England	2	6	0 .250	2	10	0 .167
Curry	1	9	0 .100	2	13	0 .133
New England Col.	0	9	0 .000	3	14	2 .211

DIXIE INTERCOLLEGIATE ATHLETIC CONFERENCE

Team	CONFERENCE			FULL SEASON		
	W	L	T Pct.	W	L	T Pct.
Greensboro	6	1	0 .857	16	5	0 .762
Chris. Newport	6	1	0 .857	10	8	1 .553
Shenandoah	5	2	0 .714	9	7	2 .556
Methodist	3	3	1 .500	11	8	1 .575
NC Wesleyan	3	3	1 .500	9	8	2 .526
Averett	2	4	1 .357	3	12	2 .235
Ferrum	1	5	1 .214	5	13	1 .289
Chowan	0	7	0 .000	1	16	0 .059

EMPIRE 8 CONFERENCE

Team	CONFERENCE			FULL SEASON		
	W	L	T Pct.	W	L	T Pct.
Ithaca	5	0	1 .917	12	6	2 .650
RIT	4	0	2 .833	7	7	3 .500
Nazareth	4	1	1 .750	12	5	1 .694

Team	CONFERENCE			FULL SEASON		
	W	L	T Pct.	W	L	T Pct.
Elmira	2	3	1 .417	5	11	2 .333
St. John Fisher	1	3	2 .333	8	6	5 .553
Alfred	1	5	0 .167	4	10	1 .300
Utica	0	5	1 .083	2	11	2 .200

GREAT NORTHEAST ATHLETIC CONFERENCE

Team	CONFERENCE			FULL SEASON		
	W	L	T Pct.	W	L	T Pct.
Western New Eng.	7	2	0 .778	13	7	3 .630
Albertus Magnus	6	1	2 .778	11	5	3 .658
Norwich	6	2	1 .722	13	6	1 .675
Johnson & Wales	6	3	0 .667	14	9	1 .604
Suffolk	6	3	0 .667	8	7	1 .531
Rivier	5	2	2 .667	7	9	2 .444
Emerson	3	5	1 .389	11	9	1 .548
Daniel Webster	1	7	1 .167	6	8	2 .438
Southern Vt.	1	7	1 .167	3	14	1 .194
St. Joseph	0	0	0 .000	0	0	0 .000
Emmanuel	0	9	0 .000	0	10	0 .000

HEARTLAND COLLEGIATE ATHLETIC CONFERENCE

Team	CONFERENCE			FULL SEASON		
	W	L	T Pct.	W	L	T Pct.
Transylvania	6	0	0 .100	13	5	2 .700
Anderson (Ind.)	4	2	0 .667	10	8	3 .548
Hanover	4	2	0 .667	9	9	1 .500
Defiance	3	3	0 .500	10	8	1 .553
Manchester	2	4	0 .333	6	10	2 .389
Bluffton	1	5	0 .167	4	14	0 .222
Franklin	1	5	0 .167	3	13	2 .222

IOWA INTERCOLLEGIATE ATHLETIC CONFERENCE

Team	CONFERENCE			FULL SEASON		
	W	L	T Pct.	W	L	T Pct.
Central (Iowa)	8	0	1 .944	16	2	1 .868
Luther	7	1	1 .833	17	3	1 .833
Simpson	7	2	0 .778	15	5	2 .727
Loras	7	2	0 .778	11	6	2 .632
Wartburg	4	5	0 .444	11	9	1 .548
Cornell	3	5	1 .389	6	10	1 .382
Buena Vista	3	6	0 .333	8	11	0 .421
Dubuque	1	6	2 .222	5	11	3 .342
Coe	1	7	1 .167	3	13	1 .206
Upper Iowa	1	8	0 .111	4	14	0 .222

LAKE MICHIGAN CONFERENCE

Team	CONFERENCE			FULL SEASON		
	W	L	T Pct.	W	L	T Pct.
Marian (Wis.)	4	1	1 .750			

Team	CONFERENCE				FULL SEASON			
	W	L	T	Pct.	W	L	T	Pct.
Mass. Liberal Arts	1	5	1	.214	4	11	3	.306
Framingham St....	0	6	0	.000	1	13	0	.071

MICHIGAN INTERCOLLEGIATE ATHLETIC ASSOCIATION

Team	CONFERENCE				FULL SEASON			
	W	L	T	Pct.	W	L	T	Pct.
Hope.....	10	2	0	.833	17	4	2	.783
Kalamazoo.....	10	2	0	.833	13	5	1	.711
Alma.....	7	4	1	.625	9	9	1	.500
Calvin.....	6	5	1	.542	11	8	1	.575
Albion.....	6	6	0	.500	8	10	0	.444
Olivet.....	2	10	0	.167	6	14	0	.300
Adrian.....	0	12	0	.000	1	18	0	.053

MIDDLE ATLANTIC CONFERENCE

Commonwealth League	Conference				Full Season			
	W	L	T	Pct.	W	L	T	Pct.
Elizabethtown.....	6	0	1	.929	14	3	3	.775
Messiah.....	6	1	0	.857	23	2	1	.904
Lebanon Valley.....	4	2	1	.643	12	6	2	.650
Moravian.....	3	3	1	.500	12	9	2	.565
Susquehanna.....	3	4	0	.429	8	9	0	.471
Widener.....	2	5	0	.286	11	8	1	.575
Juniata.....	2	5	0	.286	6	9	1	.406
Albright.....	0	6	1	.071	1	14	2	.118

Freedom League	Conference				Full Season			
	W	L	T	Pct.	W	L	T	Pct.
Drew.....	7	0	0	.100	19	1	1	.929
FDU-Florham.....	5	2	0	.714	11	8	1	.575
Scranton.....	5	2	0	.714	7	12	0	.368
Wilkes.....	4	3	0	.571	6	12	2	.350
DeSales.....	4	3	0	.571	10	10	0	.500
King's.....	2	5	0	.286	7	12	0	.368
Delaware Valley..	1	6	0	.143	3	15	0	.167
Lycoming.....	0	7	0	.000	5	11	2	.333

MIDWEST CONFERENCE

Team	CONFERENCE				FULL SEASON			
	W	L	T	Pct.	W	L	T	Pct.
St. Norbert.....	7	1	1	.833	14	4	1	.763
Beloit.....	6	1	2	.778	11	5	2	.667
Carrill.....	6	2	1	.722	11	5	1	.676
Lake Forest.....	6	3	0	.667	9	7	1	.559
Monmouth (Ill.)..	5	3	1	.611	8	6	1	.567
Grinnell.....	4	4	1	.500	6	8	1	.433
Illinois Col.....	3	4	2	.444	5	9	2	.375
Lawrence.....	2	7	0	.222	3	11	2	.250
Ripon.....	2	7	0	.222	3	12	0	.200
Knox.....	0	9	0	.000	1	14	0	.067

MINNESOTA INTERCOLLEGIATE ATHLETIC CONFERENCE

Team	CONFERENCE				FULL SEASON			
	W	L	T	Pct.	W	L	T	Pct.
Macalester.....	9	0	1	.950	15	5	1	.738
Gustavus.....	8	2	0	.800	12	4	1	.735
St. Thomas (Minn.)	6	2	2	.700	10	4	3	.676
St. John's (Minn.)	6	2	2	.700	12	4	2	.722
St. Mary's (Minn.)	5	4	1	.550	8	8	2	.500
St. Olaf.....	4	5	1	.450	8	8	2	.500
Hamline.....	4	6	0	.400	9	8	0	.529
Bethel.....	4	6	0	.400	8	9	1	.472
Carleton.....	3	5	2	.400	8	7	3	.528
Augsburg.....	1	8	1	.150	4	11	2	.294
Concordia-Moorhead	0	10	0	.000	3	14	1	.194

NEW ENGLAND SMALL COLLEGE ATHLETIC CONFERENCE

Team	CONFERENCE				FULL SEASON			
	W	L	T	Pct.	W	L	T	Pct.
Bowdoin.....	7	1	1	.833	10	3	2	.733
Williams.....	7	2	0	.778	16	3	1	.825
Middlebury.....	5	2	2	.667	9	4	3	.656
Amherst.....	6	3	0	.667	13	5	1	.711
Tufts.....	4	4	1	.500	9	5	1	.633
Trinity (Conn.)....	4	4	1	.500	7	7	1	.500
Wesleyan.....	4	5	0	.444	9	6	0	.600
Bates.....	2	6	1	.278	6	6	2	.500
Connecticut Col....	2	7	0	.222	3	10	1	.250
Colby.....	1	8	0	.111	6	8	0	.429

#Won conference tournament or playoff.

NEW ENGLAND WOMEN'S AND MEN'S ATHLETIC CONFERENCE

Team	CONFERENCE				FULL SEASON			
	W	L	T	Pct.	W	L	T	Pct.
Wheaton.....	5	1	0	.833	15	5	0	.750
MIT.....	4	2	0	.667	10	7	1	.583
Worcester Tech....	4	2	0	.667	16	4	0	.800
Babson.....	3	2	1	.583	12	6	5	.630
Coast Guard.....	1	3	2	.333	4	10	3	.324
Springfield.....	1	4	1	.250	6	13	1	.325
Clark.....	1	5	0	.167	4	11	2	.294

NEW JERSEY ATHLETIC CONFERENCE

Team	CONFERENCE				FULL SEASON			
	W	L	T	Pct.	W	L	T	Pct.
Rowan.....	8	0	1	.944	15	4	2	.762
Richard Stockton..	8	1	0	.889	18	5	0	.783
Kean.....	6	3	0	.667	16	5	0	.762
TCNJ.....	5	3	1	.611	10	7	3	.575
Ramapo.....	4	5	0	.444	10	6	1	.618
Montclair St.....	3	5	1	.389	12	7	2	.619
William Paterson..	3	5	1	.389	8	9	1	.472
New Jersey City..	3	5	1	.389	10	8	2	.550
Rutgers-Camden...	1	7	1	.167	7	11	1	.395
Rutgers-Newark...	1	8	0	.111	6	10	1	.382

NORTH ATLANTIC CONFERENCE

Team	CONFERENCE				FULL SEASON			
	W	L	T	Pct.	W	L	T	Pct.
Castleton St.....	5	0	1	.917	10	9	2	.524
Lasell College.....	5	1	0	.833	10	4	3	.676
Johnson St.....	3	1	1	.700	5	7	1	.423
Mt. Ida.....	3	2	1	.583	6	11	2	.368
Elms.....	2	4	0	.333	8	8	0	.500
Marine Maritime..	1	5	0	.167	2	12	0	.143
Becker.....	0	6	0	.000	1	16	1	.083

NORTH COAST ATHLETIC CONFERENCE

Team	CONFERENCE				FULL SEASON			
	W	L	T	Pct.	W	L	T	Pct.
Wooster.....	7	0	2	.889	15	1	3	.868
Allegheny.....	7	2	0	.778	14	6	0	.700
Denison.....	5	2	2	.667	10	7	2	.579
Earlham.....	5	3	1	.611	8	6	3	.559
Ohio Wesleyan....	5	3	1	.611	18	4	1	.804
Wittenberg.....	4	4	0	.500	6	10	1	.382
Kenyon.....	3	6	0	.333	6	13	0	.316
Wabash.....	3	6	0	.333	8	10	0	.444
Oberlin.....	2	6	0	.250	9	9	1	.500
Hiram.....	0	9	0	.000	1	15	1	.088

NORTHERN ILLINOIS/IOWA CONFERENCE

Team	CONFERENCE				FULL SEASON			
	W	L	T	Pct.	W	L	T	Pct.
Dominican (Ill.)..	5	0	0	.100	11	6	5	.614
Benedictine (Ill.)	4	1	0	.300	9	11	0	.450
Concordia (Ill.)..	1	2	0	.333	3	9	0	.250
Rockford.....	1	2	0	.333	1	13	1	.100
Clarke.....	1	4	0	.200	3	17	0	.150
Aurora.....	0	3	0	.000	1	16	0	.059

NORTHWEST CONFERENCE OF INDEPENDENT COLLEGES

Team	CONFERENCE				FULL SEASON			
	W	L	T	Pct.	W	L	T	Pct.
Puget Sound.....	13	1	0	.929	17	4	0	.810
Linfield.....	11	1	2	.857	15	2	2	.842
Witworth.....	8	5	1	.607	12	7	1	.625
Willamette.....	5	7	2	.429	6	11	2	.368
Whitman.....	4	8	2	.357	8	9	2	.474
Pacific Lutheran...	4	9	1	.321	7	11	1	.395
Pacific.....	3	10	1	.250	8	11	1	.425
George Fox.....	3	10	1	.250	4	13	1	.250

OHIO ATHLETIC CONFERENCE

Team	CONFERENCE				FULL SEASON			
	W	L	T	Pct.	W	L	T	Pct.
Otterbein.....	7	1	1	.833	23	3	1	.870
John Carroll.....	6	1	2	.778	13	5	2	.700
Heidelberg.....	7	2	0	.778	13	6	1	.675
Wilmington.....	5	2	2	.667	12	5	3	.675



Nancy Battaglia/NCAA Photos

Despite finishing second in the Middle Atlantic Conference, Messiah came back and won the championship title over Otterbein, Ohio Athletic Conference Champions.

Team	CONFERENCE				FULL SEASON			
	W	L	T	Pct.	W	L	T	Pct.
Marietta.....	6	3	0	.667	12	5	2	.684
Mount Union.....	4	4	1	.500	11	7	1	.605
Ohio Northern....	2	5	2	.333	9	7	4	.550
Capital.....	2	7	0	.222	8	11	1	.425
Baldwin-Wallace..	1	6	2	.222	5	12	2	.316
Muskingum.....	0	9	0	.000	2	16	1	.132

OLD DOMINION ATHLETIC CONFERENCE

Team	CONFERENCE				FULL SEASON			
	W	L	T	Pct.	W	L	T	Pct.
Roanoke.....	8	0	1	.944	18	4	0	.818
Hampden-Sydney..								

SKYLINE CONFERENCE

Team	CONFERENCE			FULL SEASON		
	W	L	T Pct.	W	L	T Pct.
Merchant Marine	8	0	0 .100	19	4	0 .826
St. Joseph's (L.I.)	6	2	0 .750	13	9	1 .587
Stevens Tech	5	1	2 .750	17	4	2 .783
Manhattanville	4	3	1 .563	7	11	1 .395
Old Westbury	4	4	0 .500	8	8	0 .500
Mt. St. Mary (N.Y.)	1	3	1 .300	4	11	1 .281
Mt. St. Vincent	0	5	0 .000	0	8	0 .000
Maritime (N.Y.)	0	5	0 .000	1	10	0 .091
Yeshiva	0	5	0 .000	0	5	0 .000

ST. LOUIS INTERCOLLEGIATE ATHLETIC CONFERENCE

Team	CONFERENCE			FULL SEASON		
	W	L	T Pct.	W	L	T Pct.
Westminster (Mo.)	10	2	2 .786	10	8	2 .550
Webster	9	1	4 .786	11	3	5 .711
Principia	9	5	0 .643	11	8	0 .579
Blackburn	7	6	1 .536	12	7	1 .625
Greenville	6	8	0 .429	9	11	0 .450
Fontbonne	5	6	3 .464	8	8	3 .500
Maryville (Mo.)	4	9	1 .321	4	13	1 .250
MacMurray	0	13	1 .036	1	18	1 .075

SOUTHERN CALIFORNIA INTERCOLLEGIATE ATHLETIC CONFERENCE

Team	CONFERENCE			FULL SEASON		
	W	L	T Pct.	W	L	T Pct.
Redlands	13	1	0 .929	18	2	1 .881
Claremont-M-S	12	2	0 .857	14	5	1 .725
Pomona-Pitzer	9	5	0 .643	11	8	0 .579
Cal Lutheran	8	5	1 .607	10	9	1 .525
Occidental	6	7	1 .464	8	9	1 .472
La Verne	3	10	1 .250	3	13	1 .206

Team	CONFERENCE			FULL SEASON		
	W	L	T Pct.	W	L	T Pct.
Whittier	3	10	1 .250	3	15	1 .184
Caltech	0	14	0 .000	0	19	0 .000

SOUTHERN COLLEGIATE ATHLETIC CONFERENCE

Team	CONFERENCE			FULL SEASON		
	W	L	T Pct.	W	L	T Pct.
Trinity (Tex.)	8	0	1 .944	20	1	2 .913
DePauw	8	1	0 .889	15	3	1 .816
Sewanee	7	2	0 .778	12	4	1 .735
Centre	5	3	1 .611	13	3	2 .778
Southwestern	4	4	1 .500	10	7	3 .575
Rhodes	3	5	1 .389	9	7	1 .559
Hendrix	2	6	1 .278	4	10	1 .300
Oglethorpe	2	7	0 .222	4	13	0 .235
Millsaps	1	6	2 .222	7	8	3 .472
Rose-Hulman	1	7	1 .167	6	13	1 .325

STATE UNIVERSITY OF NEW YORK ATHLETIC CONFERENCE

Team	CONFERENCE			FULL SEASON		
	W	L	T Pct.	W	L	T Pct.
Brockport St.	9	0	0 .100	16	5	0 .762
Cortland St.	7	2	0 .778	15	6	1 .705
Plattsburgh St.	6	3	0 .667	16	6	0 .727
Oswego St.	5	3	1 .611	9	10	2 .476
Potsdam St.	4	3	2 .556	8	9	2 .474
Geneseo St.	4	3	2 .556	6	8	4 .444
Fredonia St.	4	5	0 .444	10	6	1 .618
Buffalo St.	2	7	0 .222	5	11	2 .333
New Paltz St.	1	7	1 .167	5	13	1 .289
NYIT	0	9	0 .000	5	12	0 .294

UPSTATE COLLEGIATE ATHLETIC ASSOCIATION

Team	CONFERENCE			FULL SEASON		
	W	L	T Pct.	W	L	T Pct.
St. Lawrence	5	1	1 .786	13	1	3 .100
Hamilton	4	3	0 .571	10	5	1 .656

Team	CONFERENCE			FULL SEASON		
	W	L	T Pct.	W	L	T Pct.
Vassar	4	3	0 .571	11	7	0 .611
Hobart	4	3	0 .571	10	8	2 .550
Union	3	3	1 .500	9	7	2 .556
Skidmore	3	4	0 .429	9	7	0 .563
Rensselaer	2	3	2 .429	7	5	2 .571
Clarkson	1	6	0 .143	2	12	0 .143

UNIVERSITY ATHLETIC ASSOCIATION

Team	CONFERENCE			FULL SEASON		
	W	L	T Pct.	W	L	T Pct.
Carnegie Mellon	7	0	0 .100	16	1	0 .941
Brandeis	4	2	1 .643	11	8	1 .575
Rochester	4	3	0 .571	14	4	2 .750
Chicago	4	3	0 .571	11	6	1 .639
Washington (Mo.)	3	4	0 .429	8	8	2 .500
Emory	2	3	2 .429	11	6	2 .632
New York U.	2	4	1 .357	10	6	2 .611
Case Reserve	0	7	0 .000	1	15	0 .063

INDEPENDENTS

Team	FULL SEASON		
	W	L	T Pct.
Bard	12	3	0 .800
Neb. Wesleyan	16	4	2 .773
Wis.-Whitewater	16	5	1 .750
Martin Luther	15	5	1 .738
Wis. Oshkosh	13	4	2 .737
Colorado Col.	15	6	0 .714
Me.-Farmington	12	5	1 .694
Chapman	12	5	3 .675
Maryville (Tenn.)	13	6	2 .667
UC Santa Cruz	11	5	2 .667
Wis.-Platteville	10	5	3 .639
Keuka	3	4	0 .429
Thomas More	6	10	1 .382
Hilbert	3	11	1 .233
SCAD	3	15	1 .184
Villa Julie	2	13	2 .176
Cazenovia	2	12	1 .167
Chowan	2	15	0 .118
Wis.-Superior	0	9	0 .000

Men's Award Winners

Division I First-Team All-America (1910-2002)	68
Division I First-Team All-America by School.....	72
Division II First-Team All-America (1981-2002)	76
Division II First-Team All-America by School.....	77
Division III First-Team All-America (1981-2002)	78
Division III First-Team All-America by School	79
National Award Winners	80



All-America Teams

NOTE: The all-America teams were selected by the various team captains of the Intercollegiate Association Football League for the 1909-10 season. Various team managers selected the team from the 1910-11 season until 1917. No teams were selected in 1918 or 1919 due to World War I. From 1926-40, the teams were selected by coaches from the Intercollegiate Soccer Football Association. From 1936-40, there was no single all-America team, instead, the teams were selected by districts. In 1941, William Jeffrey of Penn St. and Richard Schmelzer of Rensselaer selected the team. Since 1942, the National Soccer Coaches Association of America has selected the team. Seasons were played in spring from 1910-14.

DIVISION I FIRST-TEAM ALL-AMERICA (1910-2002)

1910

G—C. B. Spencer, Columbia
D—Crockett, Pennsylvania
D—Lester Cushing, Harvard
D—Fenn, Pennsylvania
D—Semple, Columbia
D—Wilmer Young, Haverford
F—C. E. Dwyer, Columbia
F—G. J. Dwyer, Columbia
F—Gay, Yale
F—Frank Leland, Harvard
F—Zoller, Columbia

1911

G—T. M. Stevenson, Cornell
D—Elwyn Bannon, Harvard
D—Kistler, Columbia
D—Tann, Yale
D—Howard Taylor, Haverford
D—Wilmer Young, Haverford
F—Jules Bentley, Haverford
F—Harry Byng, Harvard
F—G. J. Dwyer, Columbia
F—Gay, Yale
F—Mellor, Pennsylvania

1912

G—Dickinson, Yale
D—M. Davis, Cornell
D—Dickey, Yale
D—Hildor, Columbia
D—Pennell, Pennsylvania
D—Lloyd Smith, Haverford
F—Jules Bentley, Haverford
F—Harry Byng, Harvard
F—Gay, Yale
F—Jones, Pennsylvania
F—George McPhee, Pennsylvania

1913

G—Brayton Nichols, Harvard
D—Elwyn Bannon, Harvard
D—Robert Davis, Cornell
D—Dickey, Yale
D—Thomas Elkinton, Haverford
D—Eugene McCall, Harvard
F—Daniel Needham, Harvard
F—Stanholt, Columbia
F—Samuel Stokes, Haverford
F—Watson, Pennsylvania
F—Zoller, Columbia

SPRING 1914

G—Arthur Jackson, Princeton
D—Thomas Elkinton, Haverford

D—Henry Francke, Harvard
D—Francis Grant, Harvard
D—Shepard, Yale
D—Webster, Pennsylvania
F—Bell, Pennsylvania
F—Shanholt, Columbia
F—Samuel Stokes, Haverford
F—Tripp, Yale
F—Walter Weld, Harvard

1914

G—Hopkins, Pennsylvania
D—Clarence Dyer, Cornell
D—Moore Gates, Princeton
D—Howard Lynch, Cornell
D—Mohr, Pennsylvania
D—Webster, Pennsylvania
F—Baron, Pennsylvania
F—Frank Cary, Haverford
F—J. Coleman Jennings, Harvard
F—Shanholt, Columbia
F—Walter Weld, Harvard

1915

G—Arthur Jackson, Princeton
D—Hirst, Pennsylvania
D—Harold Hoskins, Princeton
D—Mohr, Pennsylvania
D—C. Earl Moore, Princeton
D—Frank Thomas, Cornell
F—Baron, Pennsylvania
F—Frank Cary, Haverford
F—Moore Gates, Princeton
F—Joseph Stokes, Haverford
F—Walter Weld, Harvard

1916

G—Henry Cohu, Princeton
D—Edwards, Pennsylvania
D—Harold Hoskins, Princeton
D—Mohr, Pennsylvania
D—Walter Shipley, Haverford
D—Wood, Yale
F—Baron, Pennsylvania
F—George Buzby, Haverford
F—Richard Cooke, Harvard
F—Arthur Preyer, Princeton
F—Tinsman, Pennsylvania

1917

G—Chester Osler, Haverford
D—Robert Barrie, Haverford
D—George Dibble, Cornell
D—Russell Iler, Cornell
D—Walter Shipley, Haverford
D—Clinton Thorpe, Haverford
F—Philip Corson, Haverford
F—William Nassau, Pennsylvania
F—Duncan Spencer, Pennsylvania
F—Elmer Thorpe, Haverford
F—Tinsman, Pennsylvania

1920

G—J. Crossan Cooper, Princeton
D—Binns, Pennsylvania
D—Darrow, Pennsylvania
D—Glenn Hunt, Princeton
D—E. Lawrence Keyes, Princeton
D—Alfred Muench, Haverford
F—Bingham, Pennsylvania
F—Coburn, Yale
F—Dowlin, Pennsylvania
F—Duncan Spencer, Pennsylvania
F—Stinson, Pennsylvania

1921

G—J. Crossan Cooper, Princeton
D—Hugh Futes, Cornell
D—Alfred Muench, Haverford
D—Patton, Pennsylvania
D—Smart, Princeton
D—Elliot Thompson, Cornell
F—Edwardo Elli, Cornell

F—John Jewett, Princeton
F—Francis Righter, Cornell
F—J. Moulton Thomas, Princeton
F—C. J. Woodridge, Princeton

1922

G—J. Crossan Cooper, Princeton
D—Amelia, Pennsylvania
D—Beard, Pennsylvania
D—John Smart, Princeton
D—John Sullivan, Harvard
D—Elliot Thompson, Cornell
F—Randolph Heizer, Harvard
F—McElroy, Pennsylvania
F—Francis Righter, Cornell
F—J. Moulton Thomas, Princeton
F—C. J. Woodridge, Princeton

1923

G—James Anderson, Pennsylvania
D—Castle, Pennsylvania
D—James Downs, Pennsylvania
D—Fisher, Yale
D—Thomas Garrett, Haverford
D—John Smart, Princeton
F—Hans Boos, Pennsylvania
F—J. Crossan Cooper, Princeton
F—William Lingelbach, Pennsylvania
F—McLaughlin, Pennsylvania
F—Robert Richie, Haverford

1924

G—Mulford Colebrook, Princeton
D—James Downs, Pennsylvania
D—Henry Evans, Haverford
D—Thomas Garrett, Haverford
D—Walter Pattison, Harvard
D—Zantzing, Yale
F—Willem Barnouw, Princeton
F—Hans Boos, Pennsylvania
F—James Gentle, Pennsylvania
F—William Lingelbach, Pennsylvania
F—Charles Stewart, Pennsylvania

1925

G—Mulford Colebrook, Princeton
D—Fisher, Princeton
D—Joseph MacKinnon, Harvard
D—William McDonald, Pennsylvania
D—Milliken, Yale
D—Zantzing, Yale
F—Willem Barnouw, Princeton
F—Hans Boos, Pennsylvania
F—Laurence Driggs, Harvard
F—James Gentle, Pennsylvania
F—William Saunders, Haverford

1926

G—Richard Thomas, Harvard
D—George Lippencott, Penn St.
D—Frankland Logan, Haverford
D—William McDonald, Pennsylvania
D—Samuel Nevins, Lehigh
D—Chian Shu, Cornell
F—Willem Barnouw, Princeton
F—John Packard, Princeton
F—Ed Pecori, Penn St.
F—William Saunders, Haverford
F—Charles Squires, Princeton

1927

G—William Alsop, Haverford
D—Carson Crocker, Princeton
D—Don Edgerton, Penn St.
D—William Frazier, Haverford
D—William Lingelbach, Pennsylvania
D—Strimlau, Penn St.
F—Morris Estes, Haverford
F—Dick Marshall, Penn St.
F—John Packard, Princeton
F—Ingram Richardson, Haverford
F—Redman Stewart, Princeton

1928

G—Ruddy, Yale
D—Henry Coles, Swarthmore
D—William Frazier, Haverford
D—Howard Johnson, Swarthmore
D—William Lingelbach, Pennsylvania
D—H. Bradley Sexton, Princeton
F—Depler Bullard, Lehigh
F—Dick Marshall, Penn St.
F—George Olditch, Cornell
F—Henry Rudy, Swarthmore
F—Smith, Yale

1929

G—Bob McCune, Penn St.
D—Herb Allen, Penn St.
D—William Frazier, Haverford
D—Howard Johnson, Swarthmore
D—Robertson, Yale
D—Newman Shirk, Haverford
F—Ashley, Yale
F—John Bright, Williams
F—Charles Kullman, Pennsylvania
F—Bill Lutz, Penn St.
F—Andre Stollmayer, Dartmouth

1930

G—John Faude, Harvard
D—John Bland, Harvard
D—Richard Bond, Swarthmore
D—James Donovan, Cornell
D—George Hutchinson, Navy
D—Whiteclans, Yale
F—Bud Anderson, Penn St.
F—Townsend Anderson, Pennsylvania
F—Wallie Brownback, Pennsylvania
F—Freeman, Yale
F—Charles Kullman, Pennsylvania

1931

G—Bob McCune, Penn St.
D—Lewis Byers, Lehigh
D—John Corry, Navy
D—Al Daykin, Penn St.
D—Willis Stetson, Swarthmore
D—John Williams, Lehigh
F—Townsend Anderson, Pennsylvania
F—Samuel Cochrane, Princeton
F—Charles Kullman, Pennsylvania
F—D. Rice Longaker, Haverford
F—Henry Rudy, Swarthmore

1932

G—Albert Zintl, Haverford
D—Luis Bermijillo, Cornell
D—Black, Syracuse
D—Al Daykin, Penn St.
D—Frank Evans, Penn St.
D—Parker, Springfield
F—Carl Hendrickson, Pennsylvania
F—Jordan, Yale
F—McEwan, Syracuse
F—Robertson, Springfield
F—J. J. Troth, Princeton

1933

G—Ray Bell, Penn St.
D—Black, Syracuse
D—J. E. Fletcher, Penn St.
D—Bob Graham, Penn St.
D—John Reilly, Pennsylvania
D—Strzepak, Illinois
F—J. W. Bielicki, Penn St.
F—Ed Finzel, Penn St.
F—Ramon Gonzalez, Pennsylvania
F—A. Thomas Richie, Haverford
F—Robertson, Springfield

1934

G—Ray Bell, Penn St.
D—Luis Bermijillo, Cornell
D—Bob Graham, Penn St.

D-E. P. Oelsner, Princeton
 D-Rees, Springfield
 D-Bill Suttiff, Penn St.
 F-J. W. Bielicki, Penn St.
 F-Chapman Brown, Haverford
 F-George Faust, Pennsylvania
 F-Bill McEwan, Penn St.
 F-Everett Sanderson, Navy

1935

G-James Stewart, Pennsylvania
 D-Hampton Carson, Pennsylvania
 D-John Dorman, Harvard
 D-Oliver Pearson, Swarthmore
 D-Theodore Robie, Howard
 D-Ward, Yale
 F-Coerr, Yale
 F-Thomas Hollowell, Swarthmore
 F-Pond, Yale
 F-Charles Scott, Pennsylvania
 F-James Wood, Harvard

1936

NEW ENGLAND DISTRICT

G-Peter Corn, Brown
 D-E. S. Church, Brown
 D-H. L. Henry, Brown
 D-Kay, Springfield
 D-Richard Powell, Harvard
 D-Spah, Springfield
 F-Badger, Yale
 F-Lasell, Yale
 F-William Margeson, Brown
 F-Schoupel, Amherst
 F-James Wood, Harvard

MIDDLE ATLANTIC DISTRICT

G-Harper Follansbee, Princeton
 D-John Beck, Swarthmore
 D-Forbes, Pennsylvania
 D-Frank Luchard, Lehigh
 D-Oliver Pearson, Swarthmore
 D-Leslie Seely, Haverford
 F-R. H. Davison, Princeton
 F-Thomas Hollowell, Swarthmore
 F-William Hershey, Cornell
 F-Rodman Morgan, Princeton
 F-Everett Sanderson, Navy

1937

NEW ENGLAND DISTRICT

G-Beiber, Springfield
 D-Malcolm Deardon, Brown
 D-Walter Jackson, Brown
 D-Bernard Jacobson, Harvard
 D-Keefe, Yale
 D-Raleigh, Yale
 F-Carter, Yale
 F-John Johansen, Harvard
 F-Mayer, Springfield
 F-Thomas Motley, Harvard
 F-Munro, Springfield

MIDDLE ATLANTIC DISTRICT

G-Richard Brunhouse, Swarthmore
 D-Jonathan Evans, Haverford
 D-Ridgeway Faust, Pennsylvania
 D-Archibald Fletcher, Princeton
 D-George Johnson, Princeton
 D-Whittemore Whittier, Haverford
 F-Leonard Darling, Cornell
 F-Frederick Richardson, Princeton
 F-Richard Sylvester, Princeton
 F-Hubert Taylor, Haverford
 F-Gary White, Swarthmore

1938

NEW ENGLAND DISTRICT

G-Harold Williams, Harvard
 D-Dickinson, Yale
 D-Fox, Williams
 D-Nelson Hardenbergh, Harvard
 D-Hunt, Amherst
 D-Bernard Jacobson, Harvard
 F-Gray, Springfield

F-J. J. Herguth, MIT
 F-John Johansen, Harvard
 F-David McEwen, Worcester Tech
 F-Howard Mendel, Harvard

MIDDLE ATLANTIC DISTRICT

G-Decker, Pennsylvania
 D-Jonathan Evans, Haverford
 D-Ridgeway Faust, Pennsylvania
 D-George Johnson, Princeton
 D-L. Crosby Lewis, Haverford
 D-David Watts, Princeton
 F-Eugene Crosby, Cornell
 F-William Evans, Haverford
 F-Frank Mears, Haverford
 F-Frederick Richardson, Princeton
 F-Gary White, Swarthmore

1939

SOUTHERN DISTRICT

G-Refo, Navy
 D-Galbreath, Western Md.
 D-Grenough, Virginia
 D-Thomas Harnsberger, Davidson
 D-Jack Hart, Towson
 D-John Partridge, Navy
 F-Haydar Asan, Duke
 F-William Briggs, Johns Hopkins
 F-Ernst, Maryland
 F-Robert Parker, Navy
 F-John Shock, Towson

NEW ENGLAND DISTRICT

G-Coole, Wesleyan (Conn.)
 D-Babb, Springfield
 D-Bjurr, Brown
 D-Fox, Williams
 D-John Gidney, Dartmouth
 D-Roberts, Springfield
 F-Erickson, Yale
 F-Gray, Springfield
 F-Howard Mendel, Harvard
 F-Munro, Springfield
 F-Arthur Page, Harvard

MIDDLE ATLANTIC DISTRICT

G-Donald Robertson, Princeton
 D-W. R. Hosterman, Penn St.
 D-Robert McDonald, Pennsylvania
 D-John Perry, Cornell
 D-George Russell, Princeton
 D-David Watts, Princeton
 F-Charles Crothers, Swarthmore
 F-Alan Hunter, Pennsylvania
 F-George Nemchik, Temple
 F-Powell, Princeton
 F-Frederick Richardson, Princeton

1940

SOUTHERN DISTRICT

G-Maisel, Maryland
 D-Jack Hart, Towson
 D-Keyes, Virginia
 D-Elvin Lewis, High Point
 D-Joseph Reedy, Navy
 D-Shockley, Western Md.
 F-Frank Davis, Navy
 F-Ernst, Maryland
 F-John Farrior, Davidson
 F-John Shock, Towson
 F-Tomlinson, Western Md.

NEW ENGLAND DISTRICT

G-John Munroe, Dartmouth
 D-Carton, Yale
 D-William Edgar, Harvard
 D-David Ives, Harvard
 D-Josephson, Wesleyan (Conn.)
 D-Saul Klamann, Massachusetts
 F-Freeman, Wesleyan (Conn.)
 F-Gray, Springfield
 F-Haines, Yale
 F-Gordon Smith, Dartmouth
 F-Waters, Wesleyan (Conn.)

MIDDLE ATLANTIC DISTRICT

G-Robert Ochs, Cornell
 D-Christopher Evans, Haverford

D-Robert Ewing, Princeton
 D-W. R. Hosterman, Penn St.
 D-Robert Partridge, Pennsylvania
 D-Kenneth Roberts, Haverford
 F-Ward Chamberlain, Princeton
 F-Edward Flaccus, Haverford
 F-Anibal Galindo, Penn St.
 F-Richard Plummer, Princeton
 F-Edward Robie, Princeton

1941

G-Heisler, Amherst
 D-Stanton Cope, Swarthmore
 D-Cummings, Yale
 D-Bill Guckeyson, Army
 D-Jarina, Springfield
 D-Ports, Maryland
 F-Anibal Galindo, Penn St.
 F-Haines, Yale
 F-Woody King, Penn St.
 F-Schmidt, Springfield
 F-Gordon Smith, Dartmouth

1942

G-Chandler Brewer, Princeton
 D-Cummings, Yale
 D-Dean Hartman, Penn St.
 D-Millet, Yale
 D-J. J. Palmer, Princeton
 D-Schubert, Rensselaer
 F-Ward Chamberlain, Princeton
 F-James Gifford, Army
 F-Andrew Hritz, Pennsylvania
 F-Jose Lonbana, Penn St.
 F-Pete Lorenc, Temple

1943

G-Samuel Gorsline, Navy
 D-William Chaires, Navy
 D-Jarina, Rensselaer
 D-Lilley, Rensselaer
 D-Palmer, Rensselaer
 D-Joseph Reeves, Navy
 F-Arturo Calisto, Navy
 F-Hritz, Pennsylvania
 F-Jose Lonbana, Penn St.
 F-Ralph Sciolla, Army
 F-Felix Teran, Rensselaer

1944

G-Gene Graebner, Penn St.
 D-Walter Bahr, Temple
 D-Hank Cobb, Army
 D-Edward McDonough, Cornell
 D-G. A. Reeves, Navy
 D-Herbert Van Ingen, Dartmouth
 F-Abboth, Yale
 F-Arturo Calisto, Navy
 F-Robert Kirk, Navy
 F-Robert Roberts, Dartmouth
 F-Davis Townsend, Pennsylvania

1945

G-Tom Tyree, Army
 D-Fred Barlow, Temple
 D-Cal Benedict, Army
 D-Robert Clayton, Haverford
 D-Bob Crowley, Army
 D-John Hamilton, Penn St.
 F-Brice, Yale
 F-Arturo Calisto, Navy
 F-Robert Ketchum, Pennsylvania
 F-Matlack, Penn St.
 F-Archie Ruggieri, Navy

1946

G-Tom Tyree, Army
 D-Fred Barlow, Temple
 D-Leland Fancher, Dartmouth
 D-Dean Hartman, Penn St.
 D-Al Laverson, Temple
 D-Will Van Breda Kolf, Princeton
 F-Branch Blair, Pennsylvania

F-John Hamilton, Penn St.
 F-Evan Jones, Haverford
 F-Ben McLaughlin, Temple
 F-Geza Molnar, Lehigh

1947

G-Al Schaufelberger, Navy
 D-Jack Coulter, Navy
 D-Hogan, Springfield
 D-Tom Lambert, Temple
 D-Roger Peard, Navy
 D-Christian Pederson, Swarthmore
 F-John Hughes, Temple
 F-Evan Jones, Haverford
 F-Robert Rogers, Princeton
 F-Rolf Valtin, Swarthmore
 F-Whatford, Brockport St.

1948

G-Theodore Bondi, Brockport St.
 D-Brown, Cortland St.
 D-Ralph Hosterman, Penn St.
 D-Tom Lambert, Temple
 D-Andrew Lucine, Haverford
 D-Moutinho, Springfield
 F-Merritt Baldwin, Connecticut
 F-Belt, Maryland
 F-Charles Berman, Cornell
 F-Carlos Fetteroff, Connecticut
 F-Stolz, Amherst

1949

G-Theodore Bondi, Brockport St.
 D-James Blozie, Connecticut
 D-Donald Dunbar, Amherst
 D-Stephan Negoesco, San Francisco
 D-Gerald Mahrer, Long Island
 D-Donald Thompson, Brockport St.
 F-Louis Dollarton, West Chester
 F-Clement Grillo, Long Island
 F-Harry Little, Penn St.
 F-Walter Lownes, Pennsylvania
 F-Godfrey Nelson, Trinity (Conn.)

1950

G-Theodore Bondi, Brockport St.
 D-Jackson Hall, Dartmouth
 D-James Hannah, Seton Hall
 D-Richard Mothorpe, Brockport St.
 D-William Sheppell, Seton Hall
 D-Ralph Stern, West Chester
 F-George Andreadis, Long Island
 F-Derl Derr, Cornell
 F-Louis Dollarton, West Chester
 F-Gustavo Gomez, Rensselaer
 F-Harry Little, Penn St.

1951

G-Richard Miller, Oberlin
 D-Jacques Auguster, Rensselaer
 D-James Hannah, Seton Hall
 D-Thomas Morrell, Indiana
 D-Eugene Orbaker, Brockport St.
 D-Robert Palmer, Oberlin
 F-Peter Bellows, Oberlin
 F-George Boateng, Cornell
 F-Thomas Kennan, Earlham
 F-George Place, Swarthmore
 F-Anthony Puglisi, West Chester

1952

G-Will Ferguson, Kenyon
 D-Charles Butt, Springfield
 D-Jackson Hall, Dartmouth
 D-Joseph Marshall, Springfield
 D-Joseph Moulder, Oberlin
 D-Charles Ufford, Harvard
 F-Joseph Devaney, Pennsylvania
 F-Jack Dunn, Temple
 F-Anthony Puglisi, West Chester
 F-David Strauch, Duke
 F-Carl Yoder, Frank. & Marsh.

1953

G—William Cox, San Francisco
 D—Fred Gahres, East Stroudsburg
 D—Jay Gernand, Springfield
 D—Fred James, Duke
 D—Leonard Oliver, Temple
 D—Vincent Palmieri, Cortland St.
 F—Winfield Carrough, Trinity (Conn.)
 F—Gabor Czako, Pennsylvania
 F—Henry Ford, Wesleyan (Conn.)
 F—Neil Mutschler, Trinity (Conn.)
 F—Manuel Ortiz, San Francisco

1954

G—Bruce Newell, Navy
 D—Leonard Oliver, Temple
 D—Vincent Palmieri, Cortland St.
 D—Hector Riquezes, Duke
 D—Robert Siemons, Allegheny
 D—Norman Thoms, Oberlin
 F—Francis Adams, Army
 F—Paul Clark, Wheaton (Ill.)
 F—Jack Dunn, Temple
 F—Richard Packer, Penn St.
 F—John Pinezich, Penn St.

1955

G—James Davins, Bridgeport
 D—Dale Conly, Oberlin
 D—John Hicks, Indiana
 D—Carlos Ossio, California
 D—Sergio Rey, West Chester
 D—Robert Simpson, Temple
 F—David Arnold, Wheaton (Ill.)
 F—E. C. Kirk Hall, Amherst
 F—Oleh Karawan, Navy
 F—Richard Malinowski, Baltimore
 F—Richard Packer, Penn St.

1956

G—Michael Easterling, Wheaton (Ill.)
 D—Thomas Colmey, Duke
 D—Paul Coward, Purdue
 D—William Hughes, Brockport St.
 D—Henry Litchfuss, Towson
 D—Raymond Wilson, West Chester
 F—Michael Cooke, Yale
 F—Oswald Jethon, Drexel
 F—Kenneth Lindfors, Oberlin
 F—Douglas Raynard, Trinity (Conn.)
 F—Anthony Washofsky, Drexel

1957

G—Michael Easterling, Wheaton (Ill.)
 D—Paul Coward, Purdue
 D—John Nelson, Cornell
 D—Newlin Otto, Earlham
 D—John Paranos, CCNY
 D—Daniel Sullivan, Springfield
 F—Telahun Bekele, Purdue
 F—Thomas Fleck, West Chester
 F—Gerald Husted, Frank. & Marsh.
 F—Sergei Retinov, Swarthmore
 F—Per Torgenson, Penn St.

1958

G—Richard Williams, Pennsylvania
 D—Mohamad Ganie, UCLA
 D—John Jennings, Washington (Md.)
 D—John Meehan, Navy
 D—Newlin Otto, Earlham
 D—Remo Tabetto, UCLA
 F—Stanley Dlugosz, Drexel
 F—Oswald Jethon, Drexel
 F—Edward Lopresto, UCLA
 F—Alberto Sarria, Michigan St.
 F—Theodore Zornow, Rochester

1959

G—John Santos, Fairleigh Dickinson
 D—Joseph Cosgrove, Baltimore
 D—John Dueker, St. Louis

D—James Gallo, Temple
 D—Peter Hezekiah, Howard
 D—Bohdan Huryn, Cleveland St.
 F—Walter Chyzowych, Temple
 F—Cecil Heron, Michigan St.
 F—Adam Pintz, Cleveland St.
 F—Erich Streder, Michigan St.
 F—James Taylor, Colgate

1960

G—George Politz, Baltimore
 D—William Heyen, Brockport St.
 D—Gyula Kovacsics, Haverford
 D—Barry Remley, West Chester
 D—Tom Scanlon, La Salle
 D—Hal Taylor, Haverford
 F—William Charlton, Temple
 F—Igor Lissy, Drexel
 F—Walt Schmidt, Rutgers
 F—Chris Sweeney, Cortland St.
 F—Jim Taylor, Colgate

1961

G—Andre Houtkruyer, CCNY
 D—Neil Fagan, Navy
 D—Reiner Kemeling, Michigan St.
 D—Gerald Li, San Francisco St.
 D—Helmut Poje, Long Island
 D—Harry Shirk, East Stroudsburg
 F—Kun Choo, California
 F—Magid Kria, Washington (Mo.)
 F—Robert Malone, St. Louis
 F—Alvord Rutherford, Williams
 F—Donald Williams, West Chester

1962

G—David Smoyer, Dartmouth
 D—Louis Buck, Pennsylvania
 D—Paul Fardy, Cortland St.
 D—Reiner Kemeling, Michigan St.
 D—Fritz Kungle, Akron
 D—Bill Vieth, St. Louis
 F—Gerry Balassi, St. Louis
 F—Rubens Filizola, Michigan St.
 F—Karl Kaeser, Navy
 F—Keith Van Winkle, Middlebury
 F—Don Williams, West Chester

1963

G—Roger Curylo, Bridgeport
 D—Thomas Hennessey, St. Louis
 D—Myron Hura, Navy
 D—Michael Lonergan, Fairleigh Dickinson
 D—Anthony Martelli, Hartwick
 D—Helmut Poje, Long Island
 F—Winston Alexis, Howard
 F—Al Hershey, Elizabethtown
 F—Christian Ohiri, Harvard
 F—Walter Schmotolocha, Cleveland St.
 F—Keith Van Winkle, Middlebury

1964

G—Timothy Tarpley, California
 D—Don Ceresia, St. Louis
 D—Lee Cook, Col. of New Jersey
 D—Roy Eales, Maryland
 D—Daniel Goldstein, Fairleigh Dickinson
 D—Davis Webb, Middlebury
 F—Payton Fuller, Michigan St.
 F—Myron Hura, Navy
 F—Giedris Klivecka, Long Island
 F—Albert Korbus, San Jose St.
 F—Pat McBride, St. Louis

1965

G—Timothy Tarpley, California
 D—Lee Cook, Col. of New Jersey
 D—John Eastman, Ohio U.
 D—Nick Krat, Michigan St.
 D—Peter Prozik, Buffalo St.
 D—Steve Varsa, Catholic
 F—Janos Benedek, Ithaca
 F—Guy Bush, Michigan St.

F—Lewis Fraser, San Jose St.
 F—Carl Gentile, St. Louis
 F—Pat McBride, St. Louis

1966

G—John Garrison, Middlebury
 D—Myron Bakun, Rutgers-Newark
 D—John Boles, Temple
 D—Ullick Bourke, Catholic
 D—Peter Hens, Michigan St.
 D—Reinhold Jabusch, Long Island
 F—Victor DeJong, Brown
 F—Jaffer Kassamali, Amherst
 F—Umit Kesim, Indiana
 F—Jack Kinealy, St. Louis
 F—Donald Prozik, Brockport St.

1967

G—Ford Brunner, Akron
 D—John Marks, Middlebury
 D—Ron McEachen, West Virginia
 D—Jacob Meehl, Temple
 D—Patrick Migliore, Brown
 D—Tom Teach, Navy
 F—Kirk Apostolidis, San Francisco
 F—Henry Camacho, San Jose St.
 F—Trevor Harris, Michigan St.
 F—Sandor Hites, South Fla.
 F—Walter Werner, St. Louis

1968

G—Mario Jelencovich, Maryland
 D—Giancorlo Brandoni, Maryland
 D—Torgier Hague, San Francisco
 D—Bob Peffle, Temple
 D—William Smyth, Davis & Elkins
 D—Tom Williams, Brockport St.
 F—Rilda Ferreira, Davis & Elkins
 F—Trevor Harris, Michigan St.
 F—Manuel Hernandez, San Jose St.
 F—Tony Keyes, Michigan St.
 F—Fred Nourzad, San Jose St.

1969

G—Bruce Parkhill, Lock Haven
 D—Tony Elia, Hartwick
 D—Don Fowler, Col. of New Jersey
 D—Peter Goosens, San Diego St.
 D—Len Renery, Columbia
 D—Karim Yassim, Elizabethtown
 F—Bob Durham, Philadelphia U.
 F—Manuel Hernandez, San Jose St.
 F—Abdula Jama, New York U.
 F—Alec Papadakis, Hartwick
 F—Rasim Tugberk, Maryland

1970

G—William Nuttal, Davis & Elkins
 D—Art Demling, Michigan St.
 D—Alan Harte, Quincy
 D—Nick Iwanik, Ill.-Chicago
 D—Gerardo Pagnani, Eastern Ill.
 D—Aladin Rodrigues, San Jose St.
 F—Alvin Henderson, Howard
 F—Richard Parkinson, Akron
 F—Randy Smith, Buffalo St.
 F—Stanley Startzell, Pennsylvania
 F—Al Trost, St. Louis

1971

G—Cal Kern, Buffalo St.
 D—Alan Harte, Quincy
 D—Gerardo Pagnani, Eastern Ill.
 D—John Schneider, Quincy
 D—Andy Smiles, Ohio U.
 D—William Smyth, Davis & Elkins
 F—Keith AQUI, Howard
 F—Alvin Henderson, Howard
 F—John Moore, Brockport St.
 F—Richard Parkinson, Akron
 F—Mike Seerey, St. Louis

1972

G—Robert Rigby, East Stroudsburg
 D—Chris Bahr, Penn St.
 D—Gordon Cholmondeley, Philadelphia U.
 D—Alan Harte, Quincy
 D—Gerardo Pagnani, Eastern Ill.
 D—Hans Wango, Davis & Elkins
 F—Ian Bain, Howard
 F—Eugene Durham, Philadelphia U.
 F—Tom Kazembe, Wooster
 F—Chris Papagianis, Harvard
 F—Andrew Rymarczuk, Penn St.

1973

G—Frank Tusinski, Mo.-St. Louis
 D—David D'Errico, Hartwick
 D—Kip Jordan, Cornell
 D—Kevin Missey, Mo.-St. Louis
 D—Farrukh Quraishi, Oneonta St.
 D—Ferdinand Treusacher, Brown
 F—Henry Abadi, Clemson
 F—Chris Bahr, Penn St.
 F—Stephan Baumann, Pennsylvania
 F—Tom Kazembe, Wooster
 F—Dale Russell, Philadelphia U.

1974

G—Pete Mannos, Northern Ill.
 D—Jesse Cox, Loyola (Md.)
 D—Bruce Hudson, St. Louis
 D—John Nusum, Philadelphia U.
 D—Farrukh Quraishi, Oneonta St.
 D—Mickey Rooney, Keene St.
 F—Chris Bahr, Penn St.
 F—Franz Innocent, Connecticut
 F—Tom Kazembe, Wooster
 F—Fred Pereira, Brown
 F—Dale Russell, Philadelphia U.

1975

G—Pete Mannos, Northern Ill.
 D—Sam Bick, Quincy
 D—Nimrod Dreyfus, Adelphi
 D—Greg Makowski, SIU-Edwardsville
 D—John Nusum, Philadelphia U.
 D—Dale Rothe, Baltimore
 F—Carlos Merchan, Fairleigh Dickinson
 F—George Nanchoff, Akron
 F—Steve Raibovsky, Brown
 F—Dale Russell, Philadelphia U.
 F—Elson Seale, Philadelphia U.

1976

G—Dragan Radovich, St. Francis (N.Y.)
 D—Carl Christensen, Vermont
 D—Greg Gorleku, Eastern Ill.
 D—Paul Hunter, Connecticut
 D—Greg Makowski, SIU-Edwardsville
 D—Glenn Myernick, Hartwick
 F—Andy Aluegbu, San Francisco
 F—Ty Keough, St. Louis
 F—George Nanchoff, Akron
 F—Louie Nanchoff, Akron
 F—Fred Pereira, Brown

1977

G—Dragan Radovich, St. Francis (N.Y.)
 D—Adrian Brooks, Philadelphia U.
 D—Bill Gazonas, Hartwick
 D—Herve Guilloid, Fredonia St.
 D—Greg Makowski, SIU-Edwardsville
 D—John Nusum, Philadelphia U.
 F—Angelo DiBernardo, Indiana
 F—Emilio John, Quincy
 F—John Maciel, Western Ill.
 F—Paul Milone, Princeton
 F—Rick Reice, Penn St.

1978

G—Dragan Radovich, St. Francis (N.Y.)
 D—Adrian Brooks, Philadelphia U.
 D—George Gorleku, Eastern Ill.

D-Ty Keough, St. Louis
 D-Barry Nix, Columbia
 D-Greg Ryan, Southern Methodist
 F-Raymond Ford, UMBC
 F-George Lesyw, Temple
 F-Ole Mikkelsen, UCLA
 F-Peter Notaro, Loyola (Md.)
 F-James Stamatidis, Penn St.

1979

G-Randy Phillips, Southern Methodist
 D-Saeid Baghvardani, Southern Methodist
 D-Mike Freitag, Indiana
 D-Barry Nix, Columbia
 D-Jerry Reardon, Adelphi
 D-John Young, Hartwick
 F-Armando Betancourt, Indiana
 F-Steve Charles, Columbia
 F-Nnamdi Nwokocha, Clemson
 F-Clyde O'Garro, St. Francis (N.Y.)
 F-Ray Taylor, Western Ill.

1980

G-Randy Phillips, Southern Methodist
 D-Saeid Baghvardani, Southern Methodist
 D-Tim Gargan, Lock Haven
 D-Erhardt Kapp, Connecticut
 D-Joseph Morrone Jr., Connecticut
 D-Kevin Murphy, Rhode Island
 F-Trevor Adair, Lock Haven
 F-Hernan Borja, N.J. Inst. of Tech.
 F-Damien Kelly, Eastern Ill.
 F-Kamal Khalilian, Southern Methodist
 F-Robert Meschbach, Indiana

1981

G-Skip Gilbert, Vermont
 D-Dan Canter, Penn St.
 D-Richard Chinapoo, Long Island
 D-Tom Groark, Southern Ill.
 D-Tom McDonald, Philadelphia U.
 D-Barry Nix, Columbia
 F-Armando Betancourt, Indiana
 F-Pedro DeBrito, Connecticut
 F-John Hayes, St. Louis
 F-Damien Kelly, Eastern Ill.
 F-Agyeman Prempeh, Eastern Ill.

1982

G-Skip Gilbert, Vermont
 D-Lou Karbiener, Penn St.
 D-Erik Nelson, San Francisco
 D-Adubarie Otorobio, Clemson
 D-Joseph Ulrich, Duke
 F-Matthew English, Akron
 F-Tom Killeen, Philadelphia U.
 F-Kevin Maher, Yale
 F-Steve McLean, Philadelphia U.
 F-Neil Ridgway, Bowling Green
 F-Roy Wegerle, South Fla.

1983

G-James Swanner, Clemson
 D-Michael Jeffries, Duke
 D-David Masur, Rutgers
 D-Simon Spelling, Akron
 D-Jose Vidal, Boston U.
 M-Michael Brady, American
 M-Aidan McCluskey, Fairleigh Dickinson
 M-Neil Ridgway, Bowling Green
 F-Thomas Kain, Duke
 F-Steve McLean, Philadelphia U.
 F-Roy Wegerle, South Fla.

1984

G-Jeffrey Duback, Yale
 D-Albert Adabe, Eastern Ill.
 D-Adubarie Otorobio, Clemson
 D-Shaun Pendleton, Akron
 M-Anthony Bono, Drexel
 M-Dale Ervine, UCLA

M-Aidan McCluskey, Fairleigh Dickinson
 F-John Gaffney, Virginia
 F-Thomas Kain, Duke
 F-Michael King, Fairleigh Dickinson
 F-Sam Okpodu, North Carolina St.

1985

G-Tim Borer, Old Dominion
 D-Paul Caligiuri, UCLA
 D-Shaun Pendleton, Akron
 D-Michael Reynolds, George Mason
 M-John Kerr, Duke
 M-Mark Metrick, Hartwick
 M-Bruce Murray, Clemson
 F-Michael Brady, American
 F-Eric Eichmann, Clemson
 F-Thomas Kain, Duke
 F-Sam Sumo, George Mason

1986

G-Jeffrey Duback, Yale
 D-Paul Caligiuri, UCLA
 D-Benjamin Okaroh, Boston U.
 D-Steve Trittshuh, SIU-Edwardsville
 M-Mark Francis, Southern Methodist
 M-Gary Furlong, Maryland
 M-John Harkes, Virginia
 F-John Catliff, Harvard
 F-Guy Furfaro, Philadelphia U.
 F-George Gelnovatch, Virginia
 F-John Kerr, Duke

1987

G-Robert Willen, Virginia
 D-Seamus Purcell, Providence
 D-Paul Rutenis, Clemson
 D-David Smyth, North Carolina
 M-John Harkes, Virginia
 M-Mark Metrick, Hartwick
 M-Tab Ramos, North Carolina St.
 F-Doug Allison, South Carolina
 F-Bruce Murray, Clemson
 F-Ken Snow, Indiana
 F-Peter Vermes, Rutgers

1988

G-Tony Meola, Virginia
 D-Jeff Agoos, Virginia
 D-Marcelo Balboa, San Diego St.
 D-Kevin Grimes, Southern Methodist
 F-Scott Bendetti, Portland
 F-Brian Benedict, Duke
 F-Henry Gutierrez, North Carolina St.
 F-Patrick O'Kelly, Seton Hall
 F-Mark Santel, St. Louis
 F-Ken Snow, Indiana
 F-Joey Valenti, Duke

1989

G-Tony Meola, Virginia
 D-Kevin Grimes, Southern Methodist
 D-Cameron Rast, Santa Clara
 D-Kevin Wylie, Vermont
 M-David Banks, Philadelphia U.
 M-Tim Martin, Fresno St.
 M-Patrick O'Kelly, Seton Hall
 F-Clark Brisson, South Carolina
 F-Peter Isaacs, Harvard
 F-Robert Paterson, Evansville
 F-Ken Snow, Indiana

1990

G-Kasey Keller, Portland
 D-Jeff Agoos, Virginia
 D-Scott Cannon, Evansville
 D-Tom Loeber, South Carolina
 M-Dario Brose, North Carolina St.
 M-Chad Deering, Indiana
 M-Mark Santel, St. Louis
 F-Steve Rammel, Rutgers
 F-Ken Snow, Indiana
 F-William Thompson, UCLA
 F-David Weir, Evansville

1991

G-Brad Friedel, UCLA
 D-Alexi Lalas, Rutgers
 D-Mike Lappas, UCLA
 D-Cameron Rast, Santa Clara
 M-Peter DiMaggio, Columbia
 M-Graham Merryweather, Evansville
 M-Claudio Reyna, Virginia
 F-Gerell Elliott, Fresno St.
 F-Henry Gutierrez, North Carolina St.
 F-Manuel Lagos, Wis.-Milwaukee
 F-Dante Washington, Radford

1992

G-Brad Friedel, UCLA
 D-Joseph Addo, George Mason
 D-Scott Schweitzer, North Carolina St.
 D-Hector Zamora, Seton Hall
 M-Joe-Max Moore, UCLA
 M-Claudio Reyna, Virginia
 M-Joseph Thieman, Princeton
 F-Ben Crawley, Virginia
 F-Robert Martella, Bowling Green
 F-Alan Prampin, Southern Methodist
 F-Robert Ukrop, Davidson

1993

G-Tim Deck, Wisconsin
 D-Shane Battelle, St. Louis
 D-Pedro Lopes, Rutgers
 D-Jorge Salcedo, UCLA
 M-Brian Kamlar, Creighton
 M-Jason Kreis, Duke
 M-Claudio Reyna, Virginia
 F-Keith DeFini, Creighton
 F-Jimmy Glenn, Clemson
 F-Brian McBride, St. Louis
 F-Staale Soebye, San Francisco

1994

G-David Kramer, Fresno St.
 D-Brandon Pollard, Virginia

D-Eddie Pope, North Carolina
 M-Jason Kreis, Duke
 M-Brian Maisonneuve, Indiana
 M-Matt McKeon, St. Louis
 M-Todd Yeagley, Indiana
 F-Brent Bennett, James Madison
 F-Mac Cozier, Charlotte
 F-Darren Eales, Brown
 F-Staale Soebye, San Francisco

1995


G-Chris Snitko, UCLA
 D-Scott Lamphear, Wisconsin
 D-Ian McIntyre, Hartwick
 D-Brandon Pollard, Virginia
 M-Ben Hickey, St. John's (N.Y.)
 M-Jesse Marsch, Princeton
 M-Clint Mathis, South Carolina
 F-Mike Fisher, Virginia
 F-Matt McKeon, St. Louis
 F-Toni Siikala, Campbell
 F-Andrew Williams, Rhode Island

1996

G-Jon Busch, Charlotte
 D-Tajj Jakins, UCLA
 D-Pete Santora, Furman
 D-John Stratton, Air Force
 M-Mike Fisher, Virginia
 M-Steve Klein, Bowling Green
 M-Mike Mekelburg, South Fla.
 F-Tony Kuhn, Vanderbilt
 F-Ignace Moleka, Florida Int'l
 F-Johnny Torres, Creighton
 F-Andrew Williams, Rhode Island

1997

G-Matthew Jordan, Clemson
 D-Leo Cullen, Maryland
 D-Kevin Daly, St. John's (N.Y.)
 D-Pete Santora, Furman



Indiana Hoosier Pat Noonan was named an all-American in 2001 and 2002.

Indiana Sports Information

M—Daniel Hernandez, Southern Methodist
 M—Alen Kozic, Florida Int'l
 M—Ben Olsen, Virginia
 F—Wade Barrett, William & Mary
 F—Sigurdur Eyjolfsson, UNC Greensboro
 F—Dema Kovalenko, Indiana
 F—Johnny Torres, Creighton

1998

G—Adin Brown, William & Mary
 D—Matt Chulis, Virginia
 D—Jamie Clark, Stanford
 D—Kevin Kalish, St. Louis
 M—Lazo Alavanja, Indiana
 M—Wojtek Krakowiak, Clemson
 M—Maurizio Rocha, Connecticut
 F—Chris Albright, Virginia
 F—Seth George, UCLA
 F—Dema Kovalenko, Indiana
 F—Richard Mulrooney, Creighton

1999

G—Adin Brown, William & Mary
 D—Nick Garcia, Indiana
 D—Eric Denton, Santa Clara
 D—David Wright, Creighton
 M—Carl Bussey, Southern Methodist
 M—Daniel Alvarez, Furman
 M—Jeff DiMaria, St. Louis
 M—Sasha Victorine, UCLA
 F—John Barry Nusum, Furman
 F—Mohamed Fahim, Southern Methodist
 F—Ricardo Villar, Penn St.
 F—Aleksy Korol, Indiana

2000

G—Chris Hamblin, Boston College
 D—Chris Gbandi, Connecticut
 D—Cory Gibbs, Brown
 D—Ryan Suarez, San Jose St.
 M—Mark Lisi, Clemson
 M—Jorge Martinez, San Jose St.
 M—Ryan Nelsen, Stanford
 M—Carl Bussey, Southern Methodist
 F—Chris Carrieri, North Carolina
 F—Ali Curtis, Duke
 F—John Barry Nusum, Furman

2001

G—Byron Foss, Southern Methodist
 D—Chris Gbandi, Connecticut
 D—Daniel Jackson, North Carolina
 D—Lee Morrison, Stanford
 M—Luchi Gonzalez, Southern Methodist
 M—Kyle Martino, Virginia
 M—Diego Walsh, Southern Methodist
 F—Nicholas McCreath, Rhode Island
 F—Pat Noonan, Indiana
 F—John Barry Nusum, Furman
 F—Dipsy Selolwane, St. Louis

2002

G—Doug Warren, Clemson
 D—Todd Dunivant, Stanford
 D—John Swann, Indiana
 D—Chris Wingert, St. John's (N.Y.)
 M—Ricardo Clark, Furman
 M—Sumed Ibrahim, Maryland
 M—Andres Murriagu, Loyola Marymount
 M—Diego Walsh, Southern Methodist
 F—Alecko Eskandarian
 F—Pat Noonan, Indiana
 F—Tim Pierce, UCLA
 F—Mike Tranchilla, Creighton

DIVISION I FIRST-TEAM ALL-AMERICA BY SCHOOL

ADELPHI (2)

75—Nimrod Dreyfuss
 79—Jerry Reardon

AIR FORCE (1)

96—John Stratton

AKRON (10)

62—Fritz Kungle
 67—Ford Brunner
 70—Richard Parkinson
 71—Richard Parkinson
 75—George Nanchoff
 76—George Nanchoff
 Louie Nanchoff
 83—Simon Spelling
 84—Shaun Pendleton
 85—Shaun Pendleton

AMERICAN (2)

83—Michael Brady
 85—Michael Brady

AMHERST (7)

36—Schoupel *
 38—Hunt*
 41—Heisler
 48—Stolzfus
 49—Donald Dunbar
 55—E. C. Kirk Hall
 66—Jaffer Kassamali

ARMY (9)

41—Bill Guckeyson
 42—James Gifford
 43—Ralph Sciolla
 44—Hank Cobb
 45—Cal Benedict
 Bob Crowley
 Tom Tyree
 46—Tom Tyree
 54—Francis Adams

BALTIMORE (4)

55—Richard Malinowski
 59—Joseph Cosgrove
 60—George Politz
 75—Dale Rothe

BOSTON COLLEGE (1)

2000—Chris Hamblin

BOSTON U. (2)

83—Jose Vidal
 86—Benjamin Okaroh

BOWLING GREEN (4)

82—Neil Ridgway
 83—Neil Ridgway
 92—Robert Martella
 96—Steve Klein

BRIDGEPORT (2)

55—James Davins
 63—Roger Curylo

BROCKPORT ST. (12)

47—Whattford
 48—Theodore Bondi
 49—Theodore Bondi
 Donald Thompson
 50—Theodore Bondi
 Richard Mothorpe
 51—Eugene Orbaker
 56—William Hughes
 60—William Heyen
 66—Donald Prozik
 68—Tom Williams
 71—John Moore

BROWN (15)

36—E. S. Church*
 Peter Corn*
 H. L. Henry*
 William Margeson*
 37—Malcom Deardon*
 Walter Jackson*
 39—A. H. Bijur*
 66—Victor DeJong
 67—Patrick Migliore
 73—Ferdinand Treusacher
 74—Fred Pereira
 75—Steve Raibovsky
 76—Fred Pereira
 94—Darren Eales
 2000—Cory Gibbs

BUFFALO ST. (3)

65—Peter Prozik
 70—Randy Smith
 71—Cal Kern

CALIFORNIA (4)

55—Carlos Ossio
 61—Kun Choo
 64—Timothy Tarpley
 65—Timothy Tarpley

CAMPBELL (1)

95—Toni Siikala

CATHOLIC (2)

65—Steve Varsa
 66—Ulick Bourke

CHARLOTTE (2)

94—Mac Cozier
 96—Jon Busch

CCNY (2)

57—John Paranos
 61—Andre Houtkruyer

CLEMSON (14)

73—Henry Abadi
 79—Nnamdi Nwokocho
 82—Adubarie Otorobio
 83—James Swanner
 84—Adubarie Otorobio
 85—Eric Eichmann
 Bruce Murray
 87—Bruce Murray
 Paul Rutenis
 93—Jimmy Glenn
 97—Matthew Jordan
 98—Wojtek Krakowiak
 2000—Mark Lisi
 02—Doug Warren

CLEVELAND ST. (3)

59—Peter Hezekiah
 Adam Pintz
 63—Walter Schmotolocha

COLGATE (2)

59—Jim Taylor
 60—Jim Taylor

COLUMBIA (18)

10—C. E. Dwyer
 G. J. Dwyer
 Semple
 C. B. Spencer
 Zoller
 11—G. J. Dwyer
 Kistler
 12—Hildor
 13—Shanholt
 Zoller
 14s—Shanholt
 14—Shanholt
 69—Lee Renery
 78—Barry Nix
 79—Steve Charles
 Barry Nix
 81—Barry Nix
 91—Peter DiMaggio

CONNECTICUT (11)

48—Merritt Baldwin
 Carlos Fetteroff
 49—James Blozie
 74—Frank Innocent
 76—Paul Hunter
 80—Erhardt Kapp
 Joseph Morrone
 81—Pedro DeBrito
 98—Maurizio Rocha
 2000—Chris Gbandi
 01—Chris Gbandi

CORNELL (30)

11—T. N. Stevenson
 12—M. Davis
 13—Robert Davis
 14—Clarence Dyer
 Howard Lynch
 15—Frank Thomas
 17—George Dibble

Russell Iler
 21—Edward Elli
 Hugh Futes
 Francis Righter
 Elliot Thompson
 22—Francis Righter
 Elliot Thompson
 26—Chian Su
 28—George Olditch
 30—James Donovan
 32—Luis Bermijillo
 34—Luis Bermijillo
 36—William Hershey*
 37—Leonard Darling*
 38—Eugene Crosby*
 39—John Perry*
 40—Robert Ochs*
 44—Edward McDonough
 48—Charles Berman
 50—Derl Derr
 51—George Boateng
 57—John Nelson
 73—Kip Jordan

CORTLAND ST. (5)

48—Brown
 53—Vincent Palmieri
 54—Vincent Palmieri
 60—Chris Sweeney
 62—Paul Fardy

CREIGHTON (7)

93—Keith DeFini
 Brian Kamler
 96—Johnny Torres
 97—Johnny Torres
 98—Richard Mulrooney
 99—David Wright
 2002—Mike Tranchilla

DARTMOUTH (11)

29—Andre Stollmayer
 39—John Gidney*
 40—John Munroe*
 Gordon Smith*
 41—Gordon Smith
 44—Robert Roberts
 Herbert Van Ingen
 46—Leland Fancher
 50—Jackson Hall
 52—Jackson Hall
 62—David Smoyer

DAVIDSON (3)

39—Thomas Harnsberger*
 40—John Farrior*
 92—Robert Ukrop

DAVIS & ELKINS (5)

68—Rilda Ferreira
 William Smyth
 70—William Nuttal
 71—William Smyth
 72—Hans Wango

DREXEL (6)

56—Oswald Jethon
 Anthony Washofsky
 58—Stanley Dlugosz
 Oswald Jethon
 60—Igor Lissy
 84—Anthony Bono

DUKE (18)

39—Haydar Asan*
 52—David Strauch
 53—Fred James
 54—Robert Riquezes
 56—Thomas Colmey
 82—Joseph Ulrich
 83—Michael Jeffries
 Thomas Kain
 84—Thomas Kain
 85—Thomas Kain
 John Kerr
 86—John Kerr
 88—Brian Benedict
 Joey Valenti
 93—Jason Kreis
 94—Jason Kreis

98—Jay Heaps
2000—Ali Curtis

EARLHAM (3)

51—Thomas Kennan
57—Newlin Otto
58—Newlin Otto

EAST STROUDSBURG (3)

53—Fred Gahres
61—Harry Shirk
72—Robert Rigby

EASTERN ILL. (9)

70—Gerardo Pagnani
71—Gerardo Pagnani
72—Gerardo Pagnani
76—George Gorleku
78—George Gorleku
80—Damien Kelly
81—Damien Kelly
Agyeman Prempeh
84—Albert Adabe

ELIZABETHTOWN (2)

63—Al Hershey
69—Karim Yassim

EVANSVILLE (4)

89—Robert Paterson
90—Scott Cannon
David Weir
91—Graham Merryweather

FAIRLEIGH DICKINSON (7)

59—John Santos
63—Michael Lonergan
64—Daniel Goldstein
75—Carlos Merchan
83—Aidan McCluskey
84—Aidan McCluskey
Michael King

FLORIDA INT'L (2)

96—Ignace Moleka
97—Alen Kozic

FRANK. & MARSH. (2)

52—Carl Yoder
57—Gerald Husted

FREDONIA ST. (1)

77—Herve Guilloid

FRESNO ST. (3)

89—Tim Martin
91—Gerell Elliott
94—David Kramer

FURMAN (7)

96—Pete Santora
97—Pete Santora
99—Daniel Alvarez
John Barry Nusum
2000—John Barry Nusum
01—John Barry Nusum
02—Ricardo Clark

GEORGE MASON (3)

85—Michael Reynolds
Sam Sumo
92—Joseph Addo

HARTWICK (10)

63—Anthony Martelli
69—Tony Elia
Alec Papadakis
73—Dave D'Errico
76—Glenn Myernick
77—Bill Gazonas
79—John Young
85—Mark Mettrick
87—Mark Mettrick
95—Ian McIntyre

HARVARD (46)

10—Lester Cushing
Frank Leland
11—Elwyn Bannon
Harry Byng
12—Harry Byng
13—Elwyn Bannon
Eugene McCall
Daniel Needham

Brayton Nichols
14s—Henry Francke
Francis Grant
Walter Weld

14—J. Coleman Jennings
Walter Weld

15—Walter Weld
16—Richard Cooke
22—Randolph Heizer
John Sullivan

24—Walter Pattison
25—Laurence Driggs
Joseph MacKinnon

26—Richard Thomas
30—John Bland
John Faude

35—John Dorman
Theodore Robie
James Wood

36—Richard Powell*
James Wood*

37—Bernard Jacobson*
John Johansen*

38—Nelson Hardenbergh*
Bernard Jacobson*
John Johansen*

Howard Mendel*
Harold Williams*

39—Howard Mendel*
Arthur Page*

40—William Edgar*
David Ives*

52—Charles Ufford
63—Christian Ohiri

72—Chris Papagianis
86—John Kerr
89—Peter Isaacs

HAVERFORD (58)

10—Wilmer Young
11—Jules Bentley
Howard Taylor
Wilmer Young

12—Jules Bentley
Lloyd Smith
13—Thomas Elkinton
Samuel Stokes

14s—Thomas Elkinton
Samuel Stokes
14—Frank Cary
15—Frank Cary
Joseph Stokes

16—George Buzby
Walter Shipley

17—Robert Barrie
Phillip Corson
Chester Osler
Walter Shipley
Clinton Thorpe
Elmer Thorpe

20—Alfred Muench
21—Alfred Muench
23—Thomas Garrett
Robert Richie

24—Henry Evans
Thomas Garrett

25—William Saunders
26—Frankland Logan
William Saunders

27—William Alsop
Morris Estes
William Frazier
Ingram Richardson

28—William Frazier
29—William Frazier
Newman Shirk

31—D. Rice Longaker
32—Albert Zintl

33—A. Thomas Richie
34—Chapman Brown
36—Leslie Seely*

37—Jonathan Evans*
Hubert Taylor*
Whitmore Whittier*

38—Jonathan Evans*

William Evans*
L. Crosby Lewis*
Frank Mears*

40—Christopher Evans*
Edward Flaccus*
Kenneth Roberts*

45—Robert Clayton
46—Evan Jones
47—Evan Jones

48—Andrew Lucine
60—Gyula Kovacsics
Hal Taylor

HIGH POINT (1)

40—Elvin Lewis*

HOWARD (6)

59—Peter Hezekiah
63—Winston Alexis
70—Alvin Henderson

71—Keith AQUI
Alvin Henderson
72—Ian Bain

ILLINOIS (1)

33—Strzepak

ILL.-CHICAGO (1)

70—Nick Iwanik

INDIANA (23)

51—Thomas Morrell
55—John Hicks
66—Umit Kesim
77—Angelo DiBernardo
79—Armando Betancourt
Mike Freitag

80—Robert Meschbach
81—Armando Betancourt
87—Ken Snow
88—Ken Snow
89—Ken Snow
90—Chad Deering
Ken Snow

94—Brian Maisonneuve
Todd Yeagley
97—Lazo Alavanja
Dema Kovalenko

99—Nick Garcia
Aleksy Korol
2001—Pat Noonan
02—Pat Noonan
John Swann

94—Brian Maisonneuve
Todd Yeagley
97—Lazo Alavanja
Dema Kovalenko

99—Nick Garcia
Aleksy Korol
2001—Pat Noonan
02—Pat Noonan
John Swann

99—Nick Garcia
Aleksy Korol
2001—Pat Noonan
02—Pat Noonan
John Swann

99—Nick Garcia
Aleksy Korol
2001—Pat Noonan
02—Pat Noonan
John Swann

99—Nick Garcia
Aleksy Korol
2001—Pat Noonan
02—Pat Noonan
John Swann

99—Nick Garcia
Aleksy Korol
2001—Pat Noonan
02—Pat Noonan
John Swann

99—Nick Garcia
Aleksy Korol
2001—Pat Noonan
02—Pat Noonan
John Swann

99—Nick Garcia
Aleksy Korol
2001—Pat Noonan
02—Pat Noonan
John Swann

99—Nick Garcia
Aleksy Korol
2001—Pat Noonan
02—Pat Noonan
John Swann

99—Nick Garcia
Aleksy Korol
2001—Pat Noonan
02—Pat Noonan
John Swann

99—Nick Garcia
Aleksy Korol
2001—Pat Noonan
02—Pat Noonan
John Swann

99—Nick Garcia
Aleksy Korol
2001—Pat Noonan
02—Pat Noonan
John Swann

99—Nick Garcia
Aleksy Korol
2001—Pat Noonan
02—Pat Noonan
John Swann

99—Nick Garcia
Aleksy Korol
2001—Pat Noonan
02—Pat Noonan
John Swann

99—Nick Garcia
Aleksy Korol
2001—Pat Noonan
02—Pat Noonan
John Swann

99—Nick Garcia
Aleksy Korol
2001—Pat Noonan
02—Pat Noonan
John Swann

81—Richard Chinapoo

LOYOLA (MD.) (2)

74—Jesse Cox
78—Peter Nolaro

LOYOLA MARYMOUNT (1)

2002—Andres Murriagui

MARYLAND (12)

39—Ernst*
40—Ernst*
Maisel*

41—Ports
48—Belt
64—Roy Eales
68—Giancorlo Brandoni
Mario Jelencovich

69—Rasim Tugberk
86—Gary Furlong
97—Leo Cullen
2002—Sumed Ibrahim

69—Rasim Tugberk
86—Gary Furlong
97—Leo Cullen
2002—Sumed Ibrahim

69—Rasim Tugberk
86—Gary Furlong
97—Leo Cullen
2002—Sumed Ibrahim

69—Rasim Tugberk
86—Gary Furlong
97—Leo Cullen
2002—Sumed Ibrahim

69—Rasim Tugberk
86—Gary Furlong
97—Leo Cullen
2002—Sumed Ibrahim

69—Rasim Tugberk
86—Gary Furlong
97—Leo Cullen
2002—Sumed Ibrahim

69—Rasim Tugberk
86—Gary Furlong
97—Leo Cullen
2002—Sumed Ibrahim

69—Rasim Tugberk
86—Gary Furlong
97—Leo Cullen
2002—Sumed Ibrahim

69—Rasim Tugberk
86—Gary Furlong
97—Leo Cullen
2002—Sumed Ibrahim

69—Rasim Tugberk
86—Gary Furlong
97—Leo Cullen
2002—Sumed Ibrahim

69—Rasim Tugberk
86—Gary Furlong
97—Leo Cullen
2002—Sumed Ibrahim

69—Rasim Tugberk
86—Gary Furlong
97—Leo Cullen
2002—Sumed Ibrahim

69—Rasim Tugberk
86—Gary Furlong
97—Leo Cullen
2002—Sumed Ibrahim

69—Rasim Tugberk
86—Gary Furlong
97—Leo Cullen
2002—Sumed Ibrahim

69—Rasim Tugberk
86—Gary Furlong
97—Leo Cullen
2002—Sumed Ibrahim

69—Rasim Tugberk
86—Gary Furlong
97—Leo Cullen
2002—Sumed Ibrahim

69—Rasim Tugberk
86—Gary Furlong
97—Leo Cullen
2002—Sumed Ibrahim

69—Rasim Tugberk
86—Gary Furlong
97—Leo Cullen
2002—Sumed Ibrahim

69—Rasim Tugberk
86—Gary Furlong
97—Leo Cullen
2002—Sumed Ibrahim

69—Rasim Tugberk
86—Gary Furlong
97—Leo Cullen
2002—Sumed Ibrahim

69—Rasim Tugberk
86—Gary Furlong
97—Leo Cullen
2002—Sumed Ibrahim

69—Rasim Tugberk
86—Gary Furlong
97—Leo Cullen
2002—Sumed Ibrahim

69—Rasim Tugberk
86—Gary Furlong
97—Leo Cullen
2002—Sumed Ibrahim

69—Rasim Tugberk
86—Gary Furlong
97—Leo Cullen
2002—Sumed Ibrahim

69—Rasim Tugberk
86—Gary Furlong
97—Leo Cullen
2002—Sumed Ibrahim

65—Lee Cook
69—Don Fowler
N.J. INST. OF TECH. (1)
80—Hernan Borja
NEW YORK U. (1)
69—Abdula Jama
NORTH CAROLINA (4)
87—David Smyth
94—Eddie Pope
2000—Chris Carrieri
01—Daniel Jackson
UNC GREENSBORO (1)
97—Sigurdur Eyjolfsson
NORTH CAROLINA ST. (6)
84—Sam Okpodu
87—Tab Ramos
88—Henry Gutierrez
90—Dario Brose
91—Henry Gutierrez
92—Scott Schweitzer
NORTHERN ILL. (2)
74—Pete Mannos
75—Pete Mannos
OBERLIN (7)
51—Peter Bellows
Richard Miller
Robert Palmer
52—Charles Moulder
54—Norman Thoms
55—Dale Conly
56—Kenneth Lindfors
OHIO U. (2)
65—John Eastman
71—Andy Smiles
OLD DOMINION (1)
85—Tim Borer
ONEONTA ST. (2)
73—Farrukh Quraishi
74—Farrukh Quraishi
PENNSYLVANIA (82)
10—Crockett
Fenn
11—Mellor
12—Jones
George McPhee
Pennell
13—Watson
14s—Bell
Webster
14—Baron
Hopkins
Mohr
Webster
15—Baron
Hirst
Mohr
16—Baron
Edwards
Mohr
Tinsman
17—William Nassau
Duncan Spencer
Tinsman
20—Bingham
Binns
Darrow
Dowlin
Duncan Spencer
Stinson
21—Patton
22—Amelia
Beard
McElroy
23—James Anderson
Hans Boos
Castle
James Downs
William Lingelbach
McLaughlin
24—Hans Boos

James Downs
James Gentle
William Lingelbach
Charles Stewart
25—Hans Boos
James Gentle
William McDonald
26—William McDonald
27—William Lingelbach
28—William Lingelbach
29—Charles Kullman
30—Townsend Anderson
Wallie Brownback
Charles Kullman
31—Townsend Anderson
Charles Kullman
32—Carl Hendrickson
33—Ramon Gonzalez
John Reilly
34—George Faust
35—Hampton Carson
Charles Scott
James Stewart
36—Forbes*
37—Ridgeway Faust*
38—Decker*
Ridgeway Faust*
39—Alan Hunter*
Robert McDonald*
40—Robert Partridge*
42—Andrew Hritz
43—Andrew Hritz
44—Davis Townsend
45—Robert Ketchum
46—Branch Blair
49—Walter Lownes
52—Joseph Devaney
53—Gabor Czako
58—Richard Williams
62—Louis Buck
70—Stanley Startzell
73—Stephan Baumann
PENN ST. (54)
26—George Lippencott
Ed Pecori
27—Don Edgerton
Dick Marshall
Strimlau
28—Dick Marshall
29—Herb Allen
Bill Lutz
Bob McCune
30—Bud Anderson
31—Al Daykin
Bob McCune
32—Al Daykin
Frank Evans
33—Ray Bell
J. W. Bielicki
Ed Finzel
J. E. Fletcher
Bob Graham
34—Ray Bell
J. W. Bielicki
Bob Graham
Bill McEwan
Bill Sutliff
39—W. R. Hosterman*
40—Anibal Galindo*
W. R. Hosterman*
41—Anibal Galindo
Woody King
42—Dean Hartman
Jose Lonbana
43—Jose Lonbana
44—Gene Graebner
45—John Hamilton
Mallack
46—John Hamilton
Dean Hartman
48—Ralph Hosterman
49—Harry Little
50—Harry Little
54—Richard Packer

John Pinezich
55—Richard Packer
John Pinezich
57—Per Torgenson
72—Chris Bahr
Andrew Rymarczuk
73—Chris Bahr
74—Chris Bahr
77—Rick Reice
78—James Stamatis
81—Dan Canter
82—Lou Karbiener
99—Ricardo Villar
PHILADELPHIA U. (18)
69—Bob Durham
72—George Cholmondeley
Eugene Durham
73—Dale Russell
74—John Nusum
Dale Russell
75—John Nusum
Dale Russell
Elson Seale
77—Adrian Brooks
John Nusum
78—Adrian Brooks
81—Tom McDonald
82—Tom Killeen
Steve McLean
83—Steve McLean
86—Guy Furfaro
89—David Banks
PORTLAND (2)
88—Scott Bendetti
90—Kasey Keller
PRINCETON (65)
14s—Arthur Jackson
14—Moore Gates
15—Moore Gates
Harold Hoskins
Arthur Jackson
C. Earl Moore
16—Henry Cohu
Harold Hoskins
Arthur Preyer
20—Crossan Cooper
Harold Hunt
E. Lawrence Keyes
21—Crossan Cooper
John Jewett
John Smart
J. Moulton Thomas
C. J. Woodridge
22—Crossan Cooper
John Smart
J. Moulton Thomas
C. J. Woodridge
23—Crossan Cooper
John Smart
24—Willem Barnouw
Mulford Colebrook
25—Willem Barnouw
Mulford Colebrook
Fisher
26—Willem Barnouw
John Packard
Charles Squires
27—Carson Crocker
John Packard
Redman Stewart
28—H. Bradley Sexton
31—Samuel Cochran
32—J. J. Troth
34—E. P. Oelsner
36—R. H. Davison*
Harper Follansebee*
Rodman Morgan*
37—Archibald Fletcher*
George Johnson*
Frederick Richardson*
Richard Sylvester*
38—George Johnson*
Frederick Richardson*

David Watts*
39—Thomas Powell*
Frederick Richardson*
Ronald Robertson*
George Russell*
David Watts*
40—Ward Chamberlain*
Robert Ewing*
Richard Plummer*
Edward Robie*
42—Chandler Brewer
Ward Chamberlain
J. J. Palmer
46—Willem Van Breda Kolff
47—Robert Rogers
77—Paul Milone
92—Joseph Thieman
95—Jesse Marsch
PROVIDENCE (1)
87—Seamus Purcell
PURDUE (3)
56—Paul Coward
57—Telahun Bekele
Paul Coward
QUINCY (6)
70—Alan Harte
71—Alan Harte
John Schneider
72—Alan Harte
75—Sam Bick
77—Emilio John
RADFORD (1)
91—Dante Washington
RENSSELAER (7)
42—Schubert
43—Jarina
Lilley
Palmer
Felix Teran
50—Gustavo Gomez
51—Jacques Auguster
RHODE ISLAND (4)
80—Kevin Murphy
95—Andrew Williams
96—Andrew Williams
01—Nicholas McCreath
ROCHESTER (1)
58—Theodore Zornow
RUTGERS (6)
60—Walt Schmidt
83—David Masur
87—Peter Vermes
90—Steve Rammel
91—Alexi Lalas
93—Pedro Lopes
RUTGERS-NEWARK (1)
66—Myron Bakun
ST. FRANCIS (N.Y.) (4)
76—Dragan Radovich
77—Dragan Radovich
78—Dragan Radovich
79—Clyde O'Garro
ST. JOHN'S (N.Y.) (3)
95—Ben Hickey
97—Kevin Daly
2002—Chris Wingert
ST. LOUIS (26)
59—John Dueker
61—Robert Malone
62—Gerry Balassi
Bill Vieth
63—Thomas Hennessey
64—Don Ceresia
Pat McBride
65—Carl Gentile
Pat McBride
66—Jack Kinealy
67—Walter Werner
70—Al Trost
71—Mike Seerey

74—Bruce Hudson
76—Ty Keough
78—Ty Keough
81—John Hayes
88—Mark Santel
90—Mark Santel
93—Shane Battelle
Brian McBride
94—Matt McKeon
95—Matt McKeon
98—Kevin Kalish
99—Jeff DiMaria
2001—Dipsy Selolwane

SAN DIEGO ST. (1)
69—Peter Goosens

SAN FRANCISCO (9)

49—Stephan Negoesco
53—William Cox
Manuel Ortiz
67—Kirk Apostolidis
68—Torgier Hague
76—Andy Atuegbu
82—Erik Nelson
93—Staale Soebye
94—Staale Soebye

SAN FRANCISCO ST. (1)

61—Gerald Li

SAN JOSE ST. (9)

64—Albert Korbus
65—Lewis Fraser
67—Henry Camacho
68—Manuel Hernandez
Fred Nourzad
69—Manuel Hernandez
70—Aladin Rodrigues
2000—Jorge Martinez
Ryan Suarez

SANTA CLARA (3)

89—Cameron Rast
91—Cameron Rast
99—Eric Denton

SETON HALL (6)

50—James Hannah
William Sheppell
51—James Hannah
88—Patrick O'Kelly
89—Patrick O'Kelly
92—Hector Zamora

SOUTH CAROLINA (4)

87—Doug Allison
89—Clark Brisson
90—Tom Loeber
95—Clint Mathis

SOUTH FLA. (4)

67—Sandor Hites
82—Roy Wegerle
83—Roy Wegerle
96—Mike Mekelburg

SOUTHERN ILL. (1)

81—Tom Groark

SIU-EDWARDSVILLE (4)

75—Greg Makowski
76—Greg Makowski
77—Greg Makowski
86—Steve Tritshuh

SOUTHERN METHODIST (18)

78—George Ryan
79—Saeid Baghvardani
Randy Phillips
80—Saeid Baghvardani
Kamal Khalilian
Randy Phillips
86—Mark Francis
88—Kevin Grimes
89—Kevin Grimes
92—Alan Prampin
97—Daniel Hernandez
99—Carl Bussey
Mohamed Fahim
2000—Carl Bussey

01—Byron Foss
Luchi Gonzalez
Diego Walsh
02—Diego Walsh

SPRINGFIELD (23)

32—Parker
Robertson
33—Robertson
34—Rees
36—Kay*
Spahr*
37—Beiber*
Mayer*
Munro*
38—Gray*
39—Babb*
Gray*
Munro*
Roberts*
40—Gray*
41—Jarina
Schmidt
47—Hogan
48—Moutinho
52—Charles Butt
Joseph Marshall
53—Jay Gernand
57—Daniel Sullivan

STANFORD (4)

98—Jamie Clark
2000—Ryan Nelsen
01—Lee Morrison
02—Todd Dunivant

SWARTHMORE (21)

28—Henry Coles
Howard Johnson
Henry Rudy
29—Howard Johnson
30—Richard Bond
31—Henry Rudy
Willis Stetson
35—Thomas Hallowell
Oliver Pearson
36—John Beck*
Thomas Hallowell*
Oliver Pearson*
37—Richard Brunhouse*
Gary White*
38—Gary White*
39—Charles Crothers*
41—Stanton Cope
47—Christian Pederson
Rolf Valtin
51—George Place
57—Sergei Retinov

SYRACUSE (3)

32—Black
McEwan
33—Black

TEMPLE (21)

39—George Nemchik*
42—Pete Lorenc
44—Walter Bahr
46—Fred Barlow
Al Laverson
Ben McLaughlin
47—John Hughes
Tom Lambert
48—Tom Lambert
52—Jack Dunn
53—Leonard Oliver
54—Jack Dunn
Leonard Oliver
55—Robert Simpson
59—Walter Chyzowych
James Gallo
60—William Chariton
66—John Boles
67—Jacob Meehl
68—Bob Peffle
78—George Lesyw

TOWSON (5)

39—Jack Hart*
John Shock*
40—Jack Hart*
John Shock*
56—Henry Litchfuss

TRINITY (CONN.) (4)

49—Godfrey Nelson
53—Winfield Carlough
Neil Mutschler
56—Douglas Raynard

UCLA (18)

58—Mohamad Ganie
Edward Lopresto
Remo Tabbello
78—Ole Mikkelsen
84—Dale Ervine
85—Paul Caligiuri
86—Paul Caligiuri
90—William Thompson
91—Brad Friedel
Mike Lappas
92—Brad Friedel
Joe-Max Moore
93—Jorge Salcedo
95—Chris Snitko
96—Tahj Jakins
98—Seth George
99—Sasha Victorine
2002—Tim Pierce

VANDERBILT (1)

96—Tony Kuhn

VERMONT (4)

76—Carl Christensen
81—Skip Gilbert
82—Skip Gilbert
89—Kevin Wylie

VIRGINIA (24)

39—Grenough*
40—Keyes*
84—John Gaffney
86—George Gelnovatch
John Harkes

87—John Harkes
Robert Willen
88—Jeff Agoos
Tony Meola
89—Tony Meola
90—Jeff Agoos
91—Claudio Reyna
92—Ben Crawley
Claudio Reyna
93—Claudio Reyna
94—Brandon Pollard
95—Mike Fisher
Brandon Pollard
96—Mike Fisher
97—Ben Olsen
98—Chris Albright
Matt Chulis
2001—Kyle Martino
02—Alecko Eskandarian

WASHINGTON (MD.) (1)

58—John Jennings

WASHINGTON (MO.) (1)

61—Magid Kria

WESLEYAN (CONN.) (5)


39—Coote*
40—Freeman*
Josephson*
Waters*
53—Henry Ford

WEST CHESTER (11)

49—Louis Dollarton
50—Louis Dollarton
Ralph Stern
51—Anthony Puglisi
52—Anthony Puglisi
55—Sergio Rey
56—Raymond Wilson
57—Thomas Fleck
60—Barry Remley
61—Don Williams
62—Don Williams

WEST VIRGINIA (1)

67—Ron McEachen



Alecko Eskandarian, Virginia, swept the 2002 awards, winning the Hermann Trophy, Missouri Athletic Club Player of the year, Soccer America Player of the year and NSCAA Player of the year honors. Eskandarian was also named an all-American.

WESTERN ILL. (2)

77—John Maciel
79—Ray Taylor

WESTERN MD. (3)

39—Galbreath*
40—Shockley*
Tomlinson*

WHEATON (ILL.) (4)

54—Paul Clark
55—David Arnold
56—Michael Easterling
57—Michael Easterling

WILLIAM & MARY (3)

97—Wade Barrett
98—Adin Brown
99—Adin Brown

WILLIAMS (4)

29—John Bright
38—Fox*
39—Fox*
61—Alvord Rutherford

WISCONSIN (2)

93—Tim Deck
95—Scott Lamphear

WIS.-MILWAUKEE (1)

91—Manuel Lagos

WOOSTER (3)

72—Tom Kazembe
73—Tom Kazembe
74—Tom Kazembe

WORCESTER TECH (1)

38—David McEwen*

YALE (44)

10—Gay
11—Gay
Tann
12—Dickey
Dickinson
Gay
13—Dickey
14s—Shepard
Tripp
16—Wood
20—Coburn
23—Fisher
24—Zantzing
25—Milliken
Zantzing
28—Ruddy
Smith
29—Ashley
Robertson
30—Freeman
Whiteclans
32—Jordan
35—Coerr
Pond
Ward
36—Badger*
Lasell*
37—Carter*
Keefe*
Raleigh*
38—Dickinson*
39—Erickson*
40—Carton*
Haines*
41—Cummings
Haines
42—Cummings
Millet
44—Abbath
45—Brice
56—Michael Cooke
82—Kevin Maher
84—Jeffrey Duback
86—Jeffrey Duback

*NOTE: *Indicates that only district all-America teams were selected. No teams were selected in 1918 and 1919. In 1914, the soccer season was moved from*

the spring to the fall; 14s indicates the spring season of 1914.

DIVISION II FIRST-TEAM ALL-AMERICA (1981-2002)**1981**

G—Mike Ziegas, Hartford
D—Bob Deegan, Mt. St. Mary's
D—Tim Gargan, Lock Haven
D—Robby Gould, Lock Haven
D—Carlos Juarez, Cal St. Los Angeles
D—Tim Murphy, Mo.-St. Louis
F—Ron Basile, Southern Conn. St.
F—Junior Salmon, Hartford
F—John Sintic, Col. of Charleston
F—John Tallarido, Mt. St. Mary's
F—Boniface Uche, New Haven

1982

G—Rick Bratincevic, UCF
D—Hylton Dayes, Wright St.
D—George Fernandez, Cal St. Hayward
D—Robby Gould, Lock Haven
D—Steve Petuskey, Sacramento St.
D—Lou Vulovich, Oakland
F—Ron Basile, Southern Conn. St.
F—Peter Johansson, Tampa
F—Lawrence Taplah, Sacred Heart
F—Mark Vanston, Bridgeport
F—Benedict Wisseh, Bridgeport

1983

G—Stanley Dippel, Truman
D—Hylton Dayes, Wright St.
D—Lou Forgione, Southern Conn. St.
D—Robby Gould, Lock Haven
D—Mundel Numan, Oakland
M—Ben Collins, Florida Int'l
M—George Fernandez, Cal St. Hayward
M—Sean Kenny, Keene St.
F—Ronald Basile, Southern Conn. St.
F—John McCully, Keene St.
F—Frank Wolk, Indiana (Pa.)

1984

G—John Stahl, Mo.-St. Louis
D—Darryl Case, Longwood
D—Hylton Dayes, Wright St.
D—Jan Eriksson, Davis & Elkins
M—Jon Sakshaug, Southern N.H.
M—Boniface Uche, New Haven
M—Rob van Rheenan, Gannon
F—Per-Ake Jonsson, Tampa
F—Rob Trafton, Randolph-Macon
F—Gerry van De Merwe, Gannon
F—Mark Vanston, Bridgeport

1985

G—Paul Annan, Liberty
D—Hylton Dayes, Wright St.
D—Samuel Johnson, Liberty
D—Ian McDonald, Davis & Elkins
M—Brian Bliss, Southern Conn. St.
M—Rob Campbell, Wright St.
M—Hans van Rheenan, Gannon
F—Meally Freeman, Oakland
F—Gerry van De Merwe, Gannon
F—Mark Vanston, Bridgeport
F—Elias Zurita, Southern Conn. St.

1986

G—Lawrence Howley, Mt. St. Mary's
D—Brian Bliss, Southern Conn. St.
D—John Ford, Rollins
D—Phillip Stephenson, Lock Haven
M—Gary Haizel, Oakland
M—Ronald Murphy, Southern N.H.
M—Mark Verille, Bryant
F—Munga Eketebi, Florida Int'l
F—William Manning, Bridgeport

F—Jon Sakshaug, Southern N.H.
F—Gerry van De Merwe, Gannon

1987

G—Jeff Storrs, Seattle Pacific
D—Jeffrey Robinson, Longwood
D—John Stewart, Oakland
D—Eric Wilckens, East Stroudsburg
M—William Galka, Southern Conn. St.
M—Oyvind Klausen, Rollins
M—Thor Lee, Cal St. Northridge
F—Brent Fenstermacher, East Stroudsburg
F—Ray Jones, Longwood
F—Joey Kirk, Cal St. Northridge
F—Chris Sullivan, Tampa

1988

G—Jeff Robben, Mo.-St. Louis
D—Michael Edge, Longwood
D—Gary Smallshaw, Gannon
D—Scott Wibbenmeyer, Mo.-St. Louis
F—Silverio Araujo, Bryant
F—Steve Freeman, Florida Tech
F—Jon Guppy, Southern N.H.
F—Ray Jones, Longwood
F—Steve Lazarus, Cal St. Northridge
F—Ronald Murphy, Southern N.H.
F—Ignacio Navarette, Cal St. Hayward

1989

G—Andrew McGovern, Mercy
D—Paul Moylan, East Stroudsburg
D—Tom Reasoner, Tampa
D—Gary Smallshaw, Gannon
M—Jon Guppy, Southern N.H.
M—Jason Haupt, UNC Greensboro
M—Ignacio Navarette, Cal St. Hayward
F—Steve Freeman, Florida Tech
F—John Galkowski, Mo.-St. Louis
F—Ike Ofoje, Southern N.H.
F—Scott Wulferdingen, Cal St. Chico

1990

G—Justin Throneburg, Tampa
D—Gary Smallshaw, Gannon
D—Henrick Svartborn, Southern Conn. St.
D—Totty Totty, Southern N.H.
M—John DeBrito, Southern Conn. St.
M—Jason Haupt, UNC Greensboro
M—Gary Ross, Lock Haven
F—Tal Benaya, Bridgeport
F—Ike Ofoje, Southern N.H.
F—Chris Payne, Florida Tech
F—Vasco Rubio, Seattle Pacific

1991

G—Marcus Hahnemann, Seattle Pacific
D—Dylan Lewis, Florida Tech
D—Andrew McMahon, Stonehill
D—Victor Pace, S.C.-Spartanburg
M—Hallstein Arnason, Cal St. Stanislaus
M—Jose Tirado, Bentley
M—Christopher Zimmer, Sonoma St.
F—William Bohn, Millersville
F—Danny Robuck, S.C.-Spartanburg
F—Adrian Rush, Tampa
F—Richard Sharpe, Florida Tech

1992

G—Adeboyega Oshoniyi, Southern Conn. St.
D—Kevin Anderson, Southern Conn. St.
D—James Dunn, Seattle Pacific
D—Mikael Grennas, Tampa
M—Jeff Bailey, Franklin Pierce
M—Altimont Butler, Southern N.H.
M—Mark Waite, Lock Haven
F—Jason Dunn, Seattle Pacific
F—Edward Enders, Florida Tech
F—Jeremy Gunn, Cal St. Bakersfield
F—Richard Sharpe, Florida Tech

1993

G—Adeboyega Oshoniyi, Southern Conn. St.
D—Eric Cunningham, Sonoma St.
D—Christian da Silva, Southern Conn. St.
D—James Dunn, Seattle Pacific
M—Marlon Burgess, S.C.-Spartanburg
M—Altimont Butler, Southern N.H.
M—Kelly Jacobson, Cal St. Chico
F—Tom Czop, Wis.-Parkside
F—Jason Dunn, Seattle Pacific
F—Richard Sharpe, Florida Tech
F—Stilian Shishkev, Lander

1994

G—Mark Caudle, Wingate
D—Steve Bence, Rollins
D—Jason Gould, Wis.-Parkside
D—Scott Halkett, S.C.-Spartanburg
M—Marlon Burgess, S.C.-Spartanburg
M—Ulf Lilius, Tampa
M—Sherwin Mullin, Southern Conn. St.
F—Michael Feniger, East Stroudsburg
F—Warren Lewis, Southern N.H.
F—Stilian Shishkev, Lander
F—Mali Walton, Oakland

1995

G—Jeremy Ransom, Presbyterian
D—Josh Bahr, Truman
D—Scott Halkett, S.C.-Spartanburg
D—Christian Penny, Lock Haven
M—Nate Daligcon, Seattle Pacific
M—James May, Presbyterian
M—Patrick White, Wis.-Parkside
F—Seamus Donnelly, Franklin Pierce
F—Michael Feniger, East Stroudsburg
F—Ricci Greenwood, Seattle Pacific
F—Sherwin Mullin, Southern Conn. St.
F—Henrik Nebrelus, Tampa

1996

G—Rick Koczak, Southern Conn. St.
D—Glenn Francis, Mercyhurst
D—Mark Moore, Southern N.H.
D—Roger Palm, Tampa
D—Michael Petke, Southern Conn. St.
M—Shawn Boney, Southern Conn. St.
M—James May, Presbyterian
M—David Siers, Wis.-Parkside
M—Lee Williams, Le Moyne
F—Michael Feniger, East Stroudsburg
F—Bill Kennedy, Queens (N.Y.)
F—Itai Mor, Southern Conn. St.
F—John Smith, Rollins

1997

G—Greg Meyer, UC-Colo. Spgs.
D—Matt Harmer, Pfeiffer
D—Mark Moore, Southern N.H.
D—Mike Petke, Southern Conn. St.
D—Darren Warham, Lynn
M—Jon Akin, St. Leo
M—Ross Comeaux, Ala.-Huntsville
M—Matt Little, SIU-Edwardsville
M—Anders Paulsson, Tampa
M—Calum Robertson, Fort Lewis
F—Anton Brown, Lander
F—Sean Crawford, East Stroudsburg
F—Itai Mor, Southern Conn. St.
F—Joe Munoz, Cal St. Bakersfield
F—Henrik Nebrelus, Tampa

1998

G—Jason Wright, Quincy
D—Gareth Dunn, Lynn
D—Mark Fitzgerald, Mercyhurst
D—Gilbert Jean-Baptiste, Southern Conn. St.
D—Darren Warham, Lynn
M—Assaf Dagai, Southern Conn. St.
M—Alvaro Figueroa, Francis Marion

M—Rich Hansen, Fort Lewis
 M—Milos Tomic, Grand Canyon
 F—David Hayes, Wingate
 F—Johan Kron, Southampton
 F—Henrik Ronnevig, S.C.-Spartanburg
 F—Khari Sharieff, S.C.-Spartanburg

1999

G—Steve Berglund, Fort Lewis
 D—John Thompson, Lewis
 D—Luc Cisna, Fort Lewis
 D—Luke McLean, Charleston (W.Va.)
 M—Assaf Dagai, Southern Conn. St.
 M—Matt Hein, IPFW
 M—Adam Riesz, Wis.-Parkside
 F—Henrik Ronnevig, S.C.-Spartanburg
 F—Manoel Coelho, Grand Canyon
 F—Johan Kron, Southampton
 F—Rune Thuestad, West Va. Wesleyan

2000

G—Thom Peer, Wis.-Parkside
 D—Anthony DeLucia, Southern Conn. St.
 D—John Thompson, Lewis
 D—Josh Greiner, Clayton St.
 M—Alex Bengard, Cal St. Dom. Hills
 M—Bobby Saadati, UC San Diego
 M—Felix Brilliant, Franklin Pierce
 F—Chris Bagley, St. Anselm
 F—Dzevat Nikocaj, Francis Marion
 F—Juan Carlos Bolanos, Cal St. Dom. Hills
 F—Moussa Sy, Dowling

2001

G—Thom Peer, Wis.-Parkside
 D—Joe Cartlidge, Cal St. Dom. Hills
 D—Vincent Kwarula, Southern Conn. St.
 D—John Thompson, Lewis
 M—Georges Haba, Dowling
 M—Sean Lockhart, Cal St. Dom. Hills
 M—Justin McMillian, SIU-Edwardsville
 F—Luiz Araujo, Grand Canyon
 F—Davy Arnaud, West Tex. A&M
 F—Roy Fink, Tampa
 F—Anthony Maher, Mercyhurst

2002

G—Jorge Geddes, West Va. Wesleyan
 D—Ross Lumsden, Lynn
 D—Kevin Nysten, St. Anselm
 D—Sean Stewart, East Stroudsburg
 M—Ricardo Lara, Incarnate Word
 M—Oliver Medina, Southern Conn. St.
 M—Khano Smith, Lees-McRae
 F—Joey Mejias, Cal St. Bakersfield
 F—Alen Marcina, Barry
 F—Olivier Occean, Southern Conn. St.
 F—Mounir Tajjou, Southern N.H.

DIVISION II FIRST-TEAMS ALL-AMERICA BY SCHOOL

ALA.-HUNTSVILLE (1)

97—Ross Comeaux

BARRY (1)

2002—Alen Marcina

BENTLEY (1)

91—Jose Tirado

BRIDGEPORT (6)

82—Mark Vanston
 Benedict Wisseh
 84—Mark Vanston
 85—Mark Vanston
 86—William Manning
 90—Tal Benaya

BRYANT (2)

86—Mark Verille
 88—Silverio Araujo
 UC San Diego (1)
 2000—Bobby Saadati

CAL ST. BAKERSFIELD (3)

92—Jeremy Gunn
 97—Joe Munoz
 2002—Joey Mejias

CAL ST. CHICO (2)

89—Scott Wulferdingen
 93—Kelly Jacobson

CAL ST. DOM HILLS (4)

2000—Alex Bengard
 Juan Carlos Bolanos
 01—Joe Cartlidge
 Sean Lockhart

CAL ST. HAYWARD (4)

82—George Fernandez
 83—George Fernandez
 88—Ignacio Navarette
 89—Ignacio Navarette

CAL ST. LOS ANGELES (1)

81—Carlos Juarez

CAL ST. NORTHRIDGE (3)

87—Joey Kirk
 Thor Lee
 88—Steve Lazarus

CAL ST. STANISLAUS (1)

91—Hallstein Arnarson

UCF (1)

82—Rick Bratincevic

COL. OF CHARLESTON (1)

81—John Sintic

CHARLESTON (W.VA.) (1)

99—Luke McLean

CLAYTON ST. (1)

2000—Josh Greiner

UC-COLO. SPGS. (1)

97—Greg Meyer

DAVIS & ELKINS (2)

84—Jan Eriksson
 85—Ian McDonald

DOWLING (2)

2000—Moussa Sy
 01—Georges Haba

EAST STROUDSBURG (8)

87—Brent Fenstermacher
 Eric Wilckens
 89—Paul Moylan
 94—Michael Feniger
 95—Michael Feniger
 96—Michael Feniger
 97—Sean Crawford
 2002—Sean Stewart

FLORIDA INT'L (2)

83—Ben Collins
 86—Munga Eketebi

FLORIDA TECH (8)

88—Steve Freeman
 89—Steve Freeman
 90—Chris Payne
 91—Dylan Lewis
 Richard Sharpe
 92—Edward Enders
 Richard Sharpe
 93—Richard Sharpe

FORT LEWIS (4)

97—Calum Robertson
 98—Rich Hansen
 99—Steve Berglund
 Luc Cisna

FRANCIS MARION (2)

98—Alvaro Figueroia
 2000—Dzevat Nikocaj

FRANKLIN PIERCE (3)

92—Jeff Bailey
 95—Seamus Donnelly
 2000—Felix Brilliant

GANNON (8)

84—Gerry van De Merwe
 Rob van Rheen
 85—Gerry van De Merwe

Hans van Rheen
 86—Gerry van De Merwe
 88—Gary Smallshaw
 89—Gary Smallshaw
 90—Gary Smallshaw

GRAND CANYON (3)

98—Milos Tomic
 99—Manoel Coelho
 2001—Luiz Araujo

HARTFORD (2)

81—Junior Salmon
 Mike Ziegas

INCARNATE WORD (1)

2002—Ricardo Lara

INDIANA (PA.) (1)

83—Frank Wolk

IPFW (1)

99—Matt Hein

KEENE ST. (2)

83—Sean Kenny
 John McCully

LANDER (3)

93—Stilian Shishkev
 94—Stilian Shishkev
 97—Anton Brown

Le MOYNE (1)

96—Lee Williams

LEES-MC RAE (1)

2002—Khano Smith

LEWIS (3)

99—John Thompson
 2000—John Thompson
 01—John Thompson

LIBERTY (2)

85—Paul Annan
 Samuel Johnson

LOCK HAVEN (8)

81—Tim Gargan
 Robby Gould
 82—Robby Gould
 83—Robby Gould
 86—Phillip Stephenson
 90—Gary Ross
 92—Mark Waite
 95—Christian Penny

LONGWOOD (5)

84—Darryl Case
 87—Ray Jones
 Jeffrey Robinson
 88—Michael Edge
 Ray Jones

LYNN (4)

97—Darren Warham
 98—Gareth Dunn
 Darren Warham
 2002—Ross Lumsden

MERCY (1)

89—Andrew McGovern

MERCYHURST (3)

97—Glenn Francis
 98—Mark Fitzgerald
 2001—Anthony Maher

MILLERSVILLE (1)

91—William Bohn

MO.-ST. LOUIS (5)

81—Tim Murphy
 84—John Stahl
 88—Jeff Robben
 Scott Wibbenmeyer
 89—John Galkowski

MT. ST. MARY'S (3)

81—Bob Deegan
 John Tallarido
 86—Lawrence Howley

NEW HAVEN (2)

81—Boniface Uche
 84—Boniface Uche

UNC GREENSBORO (2)

89—Jason Haupt
 90—Jason Haupt

OAKLAND (6)

82—Lou Vulovich
 83—Mundel Numan
 85—Meally Freeman
 86—Gary Haizel
 87—John Stewart
 94—Mali Walton

PFEIFFER (1)

97—Matt Harmer

PRESBYTERIAN (3)

95—James May
 Jeremy Ransom
 96—James May

QUEENS (N.Y.) (1)

96—Bill Kennedy

QUINCY (1)

82—Jason Wright

RANDOLPH-MACON (1)

84—Rob Trafton

ROLLINS (4)

86—John Ford
 87—Oyvind Klausen
 94—Steve Bence
 96—John Smith

SACRAMENTO ST. (1)

82—Steve Petuskey

SACRED HEART (1)

82—Lawrence Taplah

ST. ANSELM (2)

2000—Chris Bagley
 02—Kevin Nysten

SEATTLE PACIFIC (9)

87—Jeff Storrs
 90—Vasco Rubio
 91—Marcus Hahnemann
 92—James Dunn
 Jason Dunn
 93—James Dunn
 Jason Dunn
 95—Nate Daligton
 Ricci Greenwood

SONOMA ST. (2)

91—Christopher Zimmer
 93—Eric Cunningham

S.C.-SPARTANBURG (9)

91—Victor Pace
 Danny Robuck
 93—Marlon Burgess
 94—Marlon Burgess
 Scott Halkett
 95—Scott Halkett
 98—Henrik Ronnevig
 Khari Sharieff
 99—Henrik Ronnevig

SOUTHAMPTON (2)

98—Johan Kron
 99—Johan Kron

SOUTHERN CONN. ST. (29)

81—Ron Basile
 82—Ron Basile
 83—Ron Basile
 Lou Forgione
 85—Brian Bliss
 Elias Zurita
 86—Brian Bliss
 87—William Galka
 90—John DeBrito
 Henrick Svartborn
 92—Kevin Anderson
 Adeboyega Oshoniyi
 93—Christian da Silva
 Adeboyega Oshoniyi
 94—Sherwin Mullin
 95—Sherwin Mullin
 96—Shawn Boney
 Rick Koczak

Itai Mor
Mike Petke
97—Itai Mor
Mike Petke
98—Assaf Dagai
Gilbert Jean-Baptiste
99—Assaf Dagai
2000—Anthony DeLucia
01—Vincent Kwarula
02—Oliver Medina
Oliver Occean

SIU-EDWARDSVILLE (1)

2001—Justin McMillian

SOUTHERN N.H. (15)

84—Jon Sakshaug
86—Ronald Murphy
Jon Sakshaug
88—Jon Guppy
Ronald Murphy
89—Jon Guppy
Ike Ofoje
90—Ike Ofoje
Totty Totty
92—Altimont Butler
93—Altimont Butler
94—Warren Lewis
96—Mark Moore
97—Mark Moore
2002—Mounir Tajjou

STONEHILL (1)

91—Andrew McMahon

TAMPA (12)

82—Peter Johansson
84—Per-Ake Jonsson
87—Chris Sullivan
89—Tom Reasoner
90—Justin Throneburg
91—Adrian Rush
92—Mikael Grennas
94—Ulf Lilius
95—Henrik Nebreluis
96—Roger Palm
97—Henrik Nebreluis
2001—Roy Fink

TRUMAN (2)

83—Stanley Dippel
95—Josh Bahr

WEST TEX. A&M (1)

2001—Davy Arnaud

WEST VA. WESLEYAN (2)

99—Rune Thuestad
2002—Jorge Geddes

WINGATE (2)

94—Mark Caudle
98—David Hayes
WIS.-PARKSIDE (7)
93—Tom Czop
94—Jason Gould
95—Patrick White
96—David Siers
99—Adam Riesz
2000—Thom Peer
01—Thom Peer

WRIGHT ST. (5)

82—Hylton Dayes
83—Hylton Dayes
84—Hylton Dayes
85—Hylton Dayes
Rob Campbell

DIVISION III FIRST-TEAM ALL-AMERICA (1981-2002)**1981**

G—Keith Brown, Bowdoin
D—Henrik Ambarchean, Fredonia St.
D—Andy Bakun, N.J. Inst. of Tech.
D—Gianni Bussani, Buffalo St.
D—John McDonagh, Plattsburgh St.
D—Mike Noonan, Middlebury

F—Jamie Hutchins, Middlebury
F—Robert Philbrick, Amherst
F—Kwame Poku, Bowdoin
F—Ian Wilson, Keene St.
F—David Wright, Cortland St.

1982

G—Bill McNeel, Scranton
D—Halefom Belay, Cortland St.
D—Frank Ciliberto, Cortland St.
D—Kevin Healey, Brandeis
D—Mustapha Jannah, Buffalo St.
D—Mike Noonan, Middlebury
F—Adam Bature, Coast Guard
F—Steve Clark, Plymouth St.
F—Bill Denniston, Bethany (W.Va.)
F—Michael Doherty, Binghamton
F—James Fisher, Babson

1983

G—John Amorim, Lynchburg
D—Thomas Huber, Cortland St.
D—Mark McNabb, Babson
D—John Nathan, Wesleyan (Conn.)
D—Ray Paulius, N.J. Inst. of Tech.
M—Charles Gilje, Alfred
M—Ed Radwanski, UNC Greensboro
M—Andrew Taylor, Wheaton (Ill.)
F—Steve Clark, Plymouth St.
F—Robert DiNunzio, Buffalo St.
F—Michael Sweeney, UNC Greensboro

1984

G—Anthony Gatto, Buffalo St.
D—Amaro Gonclaves, Worcester Tech
D—David Kouwe, Wheaton (Ill.)
D—Richard Wyman, Ohio Wesleyan
M—Jeffrey McEvoy, Williams
M—Ed Radwanski, UNC Greensboro
M—Timothy Stephens, Amherst
F—Derrick Beare, Emory
F—Mark Burke, Colby
F—Robert DiNunzio, Buffalo St.
F—Paul Schojan, Rochester Inst.

1985

G—Chris Hagemann, Wheaton (Ill.)
D—Dave Jones, Elizabethtown
D—James McCully, Brandeis
D—Mark Sullivan, Babson
M—Brian Japp, UNC Greensboro
M—Jeffrey McEvoy, Williams
M—David Wolf, Wheaton (Ill.)
F—Mark Burke, Colby
F—James Chase, Frostburg St.
F—Ted Delladera, Roanoke
F—Marc Tirikian, Kalamazoo

1986

G—Kevin Wolfe, Connecticut Col.
D—Greg Armand, N.C. Wesleyan
D—Gerard Mosley, Chris. Newport
D—Angelo Panzetta, Rochester Inst.
M—Thomas Little, Amherst
M—Mathew Byers, Ohio Wesleyan
M—Chris Parsons, Middlebury
F—Greg Boyle, Rowan
F—Bryan Bundy, Ohio Wesleyan
F—Jeffrey Geddes, Connecticut Col.
F—Vincent Maggio, Col. of New Jersey

1987

G—Jeff Kaplan, Ohio Wesleyan
D—Daniel Calichman, Williams
D—Raul Martynek, Binghamton
D—Angelo Panzetta, Rochester Inst.
M—Toby Clark, Principia
M—Nikolai Nachamkin, Williams
M—Shane Shackford, Mary Washington
F—Alvaro Ibanez, Salem St.
F—Michael Masters, Williams

F—Edwin Rigaud, Amherst
F—Andrew Szalaji, Binghamton

1988

G—Robert Blanck, Williams
D—Drew Dimatos, Ohio Wesleyan
D—Angelo Panzetta, Rochester Inst.
D—Matthew Sala, Elizabethtown
M—Shane Shackford, Mary Washington
F—Greg Bajek, Kean
F—Ian Banda, Wooster
F—Alvaro Ibanez, Salem St.
F—Michael Masters, Williams
F—Jamie McGroarty, Rowan
F—Julio Del Real, Rockford

1989

G—Steve Goodson, Claremont-M-S
D—Daniel Calichman, Williams
D—Grant Perry, Rochester Inst.
D—Ian Williams, Muhlenberg
M—Chris Apple, Rochester
M—Robbie Martin, Elizabethtown
M—Shane Shackford, Mary Washington
F—Matt Arnett, Emory
F—Ian Banda, Wooster
F—Chris Bingman, Muhlenberg
F—Lee Tschantret, Albany (N.Y.)

1990

G—Jay Varrato, Elizabethtown
D—Ho Lee, Emory
D—Robbie Martin, Elizabethtown
D—Ian Williams, Muhlenberg
M—Ian Banda, Wooster
M—Kevin Mills, Kenyon
M—Phillip Wolf, Wheaton (Ill.)
F—Derek Bylsma, Kalamazoo
F—Michael Grimsley, Greensboro
F—Robert Lake, Williams
F—Michael McFarland, Va. Wesleyan

1991

G—Zac Shaw, Ithaca
D—Jonathan Byers, Claremont-M-S
D—Orjan Hult, Williams
D—Andy Logar, Rowan
M—Kevin Mills, Kenyon
M—Henrique Silva, Salem St.
M—Phillip Wolf, Wheaton (Ill.)
F—Vezir Ajro, Wesleyan (Conn.)
F—Fredy Guiran, Kean
F—Andrew Kessinger, Ohio Wesleyan
F—Michael McFarland, Va. Wesleyan

1992

G—Aaron Ewert, Roanoke
D—John Atherton, Middlebury
D—Dominick Bucci, Montclair St.
D—Jonathan Byers, Claremont-M-S
M—Christopher Duff, Ohio Wesleyan
M—Jason Rich, Rochester Inst.
M—Eric Smith, Elizabethtown
F—Michael Donovan, Kenyon
F—Fred Guiran, Kean
F—Michael McFarland, Va. Wesleyan
F—Jeffrey Saunders, Hobart

1993

G—Lee Schopp, Hope
D—Matt Bitsko, Randolph-Macon
D—Leigh Sillery, Kenyon
D—Peter Spear, Connecticut Col.
M—Christopher Duff, Ohio Wesleyan
M—Patrick Skulley, Colby
M—Tom Walthall, Mary Washington
F—Noah Epstein, Colorado Col.
F—Jim Hesch, Cortland St.
F—Mark Phillips, Kenyon
F—Chris Rooney, UC San Diego

1994

G—Malleh Sallah, Bethany (W.Va.)
D—Tom Anagnost, Kalamazoo
D—Gary Gray, Col. of New Jersey
D—Doug Morabito, Western Conn. St.
M—Wayne Albertyn, Kenyon
M—Mike Duffy, Va. Wesleyan
M—John Im, Rochester Inst.
F—Mike Henning, Randolph-Macon
F—Arron Lujan, Colorado Col.
F—Wayne Street, Ohio Wesleyan
F—John Thompson, Williams

1995

G—Michael Oehlmann, Rowan
D—Tom Auchenbach, Muhlenberg
D—Kenneth Hoey, Methodist
D—Terry Kaufman, Williams
F—Tim Averell, Muhlenberg
M—Gary DePalma, Va. Wesleyan
M—Doug Hess, Elizabethtown
F—Obi Moneme, Ohio Wesleyan
F—Brad Murray, Williams
F—Chris Tassy, Messiah

1996

G—Joseph Eimer, Richard Stockton
D—David Cherosky, Hiram
D—Jim Finnerty, Fredonia St.
D—Rob McOmish, Montclair St.
M—Wayne Albertyn, Kenyon
M—Dan Pucci, Babson
M—Clint Regier, Trinity (Tex.)
F—Jason Cairns, Col. of New Jersey
F—Brady Murray, Williams
F—Andre White, St. Lawrence

1997

G—Dan Welch, Macalester
D—Greg Classen, Williams
D—Lance Key, Trinity (Tex.)
D—Bradley Myers, Otterbein
M—Dan Collins, Greensboro
M—Jaime Ramirez, Trinity (Tex.)
M—Gregory Stevcic, Gettysburg
F—Eric Brown, Wheaton (Ill.)
F—Jason Cairns, Col. of New Jersey
F—Kirk Dietrich, Rochester
F—Robert Mouw, Wheaton (Ill.)

1998

G—Greg Sutton, St. Lawrence
D—Stephen Danbusky, Williams
D—David DeCew, Bowdoin
D—Lance Key, Trinity (Tex.)
M—Ben Hardy, Middlebury
M—Armin Heuberger, Macalester
M—Scott Mury, Trinity (Tex.)
F—Matt Diggs, Amherst
F—Robert Mouw, Wheaton (Ill.)
F—Richard Ronemus, Greensboro
F—Jason Vishio, Gettysburg

1999

G—Mike Bizon, Hampden-Sydney
D—Ali Montacer, St. Lawrence
D—Lance Key, Trinity (Tex.)
D—Matthew Mageira, Williams
M—Dan Annan, St. Lawrence
M—Andy Apstein, Bates
M—John Giannacopoulos, Middlebury
M—Scott Mury, Trinity (Tex.)
F—Tye Tolentino, Puget Sound
F—Rob Mouw, Wheaton (Ill.)
F—Eric Brown, Wheaton (Ill.)
F—Kevin Jensen, St. Olaf

2000

G—Brent Camp, Hardin-Simmons
D—Adam Donroe, Wheaton (Mass.)

D—Ali Montacer, St. Lawrence
 D—Scott Crowell, Gust. Adolphus
 M—Ignacio Scarella, Rowan
 M—Josef Powell, Williams
 M—Trevor Harrison, Hardin-Simmons
 F—Alex Blake, Williams
 F—Brad Davis, Trinity (Tex.)
 F—Scott Deopere, Wis.-Oshkosh
 F—Ted Giannacopoulos, Williams

2001

G—Chris Boyles, Messiah
 D—Glen Collins, Greensboro
 D—Ryan Kitzen, Johns Hopkins
 D—Brendan Mayer, Macalester
 M—Shaun Cavanaugh, Wheaton (Mass.)
 M—Mike Iacono, Kean
 M—Josef Powell, Williams
 M—Ignacio Scarella, Rowan
 F—Alex Blake, Williams
 F—Ted Giannacopoulos, Williams
 F—Chris Heslep, John Carroll

2002

G—Marcus Voss, Hope
 D—Trent Abbott, Texas-Dallas
 D—Michael Steinen, Salisbury
 D—Shawn Watson, Lawrence
 D—Seamus Hunt, Merchant Marine
 M—Adam Hibshman, Carnegie-Mellon
 M—Josh Smith, Trinity (Tex.)
 M—Khari Stevenson, Williams
 M—Hayden Woodworth, Messiah
 F—Alex Blake, Williams
 F—Josh Card, Trinity (Tex.)
 F—Chris Raymond, Puget Sound

DIVISION III FIRST-TEAMS ALL-AMERICA BY SCHOOL

ALBANY (N.Y.) (1)

89—Lee Tschantret

ALFRED (1)

83—Charles Gilje

ALLEGHENY (1)

54—Robert Siemons

AMHERST (5)

81—Robert Philbrick
 84—Timothy Stephens
 86—Thomas Little
 87—Edwin Rigaud
 98—Matt Diggs

BABSON (4)

82—James Fisher
 83—Mark McNabb
 85—Mark Sullivan
 96—Dan Pucci

BATES (1)

99—Andy Apstein

BETHANY (W.VA.) (2)

82—Bill Denniston
 94—Malleh Sallah

BINGHAMTON (3)

82—Michael Doherty
 87—Raul Martyniek
 Andrew Szalaji

BOWDOIN (3)

81—Keith Brown
 Kwame Poku
 98—David DeCew

BRANDEIS (2)

82—Kevin Healey
 85—James McCully

BUFFALO ST. (5)

81—Gianni Bussani
 82—Mustapha Janneh
 83—Robert DiNunzio
 84—Robert DiNunzio
 Anthony Gatto

UC SAN DIEGO (1)

93—Chris Rooney

CARNEGIE-MELLON (1)

2002—Adam Hibschan

CHRIS. NEWPORT (1)

86—Gerard Mosley

CLAREMONT-M-S (3)

89—Steve Goodson
 91—Jonathan Byers
 92—Jonathan Byers

COAST GUARD (1)

82—Adam Bature

COLBY (3)

84—Mark Burke
 85—Mark Burke
 93—Patrick Skulley

COLORADO COL. (2)

93—Noah Epstein
 94—Aaron Lujan

CONNECTICUT COL. (3)

86—Jeffrey Geddes
 Kevin Wolfe
 93—Peter Spear

CORTLAND ST. (5)

81—David Wright
 82—Halefom Belay
 Frank Ciliberto
 83—Thomas Huber
 93—Jim Hesch

ELIZABETHTOWN (7)

85—Dave Jones
 88—Matthew Sala
 89—Robbie Martin
 90—Robbie Martin
 Jay Varrato
 92—Eric Smith
 95—Doug Hess

EMORY (3)

84—Derrick Beare
 89—Matt Arnett
 90—Ho Lee

FREDONIA ST. (2)

81—Henrik Ambarchean
 96—Jim Finnerty

FROSTBURG ST. (1)

85—James Chase

GETTYSBURG (2)

97—Gregory Stevcic
 98—Jason Vishio

GREENSBORO (4)

90—Michael Grimsley
 97—Dan Collins
 98—Richard Ronemus
 2001—Glen Collins
 GUST. ADOLPHUS (1)
 2000—Scott Crowell

HAMPDEN-SYDNEY (1)

99—Mike Bizon

HARDIN-SIMMONS (2)

2000—Brent Camp
 Trevor Harrison

HIRAM (1)

96—David Cherosky

HOBART (1)

92—Jeffrey Saunders

HOPE (2)

93—Lee Schopp
 2002—Marcus Voss

ITHACA (1)

91—Zac Shaw

JOHN CARROLL (1)

2001—Chris Heslep

JOHNS HOPKINS (1)

2001—Ryan Kitzen

KALAMAZOO (3)

85—Marc Tirikian
 90—Derek Bylsma
 94—Tom Anagnost

KEAN (4)

88—Greg Bajek
 91—Fredy Guiran
 92—Fredy Guiran
 2001—Mike Iacono

KEENE ST. (1)

81—Ian Wilson

KENYON (8)

90—Kevin Mills
 91—Kevin Mills
 92—Michael Donovan
 93—Mark Phillips
 Leigh Sillery
 94—Wayne Albertyn
 95—Wayne Albertyn
 96—Wayne Albertyn

LYNCHBURG (1)

83—John Amorim

MACALESTER (3)

97—Dan Welch
 98—Armin Heuberger
 2001—Brendan Mayer

MARY WASHINGTON (4)

87—Shane Shackford
 88—Shane Shackford
 89—Shane Shackford
 93—Tom Walthall

MERCHANT MARINE (1)

2002—Seamus Hunt

MESSIAH (3)

95—Chris Tassy
 2001—Chris Boyles
 02—Hayden Woodworth

METHODIST (1)

95—Kenneth Hoey

MIDDLEBURY (7)

81—Jamie Hutchins
 Mike Noonan
 82—Mike Noonan
 86—Chris Parsons
 92—John Atherton
 98—Ben Hardy
 99—John Giannacopoulos

MONTCLAIR ST. (2)

92—Dominick Bucci
 96—Rob McOmish

MUHLENBERG (5)

89—Chris Bingman
 Ian Williams
 90—Ian Williams
 95—Tom Auchenbach
 Tim Averell

COL. OF NEW JERSEY (4)

86—Vincent Maggio
 94—Gary Gray
 96—Jason Cairns
 97—Jason Cairns

N.J. INST. OF TECH. (2)

81—Andy Bakun
 83—Ray Paulius

UNC GREENSBORO (4)

83—Ed Radwanski
 Michael Sweeney
 84—Ed Radwanski
 85—Brian Japp

N.C. WESLEYAN (1)

86—Greg Armand

OHIO WESLEYAN (10)

84—Richard Wyman
 86—Bryan Bundy
 Mathew Byers
 87—Jeff Kaplan
 88—Drew Dimatos
 91—Andrew Kessinger
 92—Christopher Duff
 93—Christopher Duff
 94—Wayne Street
 95—Obi Moneme

OTTERBEIN (1)

97—Bradley Myers

PLATTSBURGH ST. (1)

81—John McDonagh

PLYMOUTH ST. (2)

82—Steve Clark
 83—Steve Clark

PRINCIPIA (1)

87—Toby Clark

PUGET SOUND (2)

99—Tye Tolentino
 2002—Chris Raymond

RANDOLPH-MACON (2)

93—Matt Bitsko
 94—Mike Henning

RICHARD STOCKTON (1)

96—Joseph Eimer

ROANOKE (2)

85—Ted Delladera
 92—Aaron Ewert

ROCHESTER (2)

89—Chris Apple
 97—Kirk Dietrich

ROCHESTER INST. (7)

84—Paul Schojan
 86—Angelo Panzetta
 87—Angelo Panzetta
 88—Angelo Panzetta
 89—Grant Perry
 92—Jason Rich
 94—John Im

ROCKFORD (1)

88—Julio Del Real

ROWAN (6)

86—Greg Boyle
 88—Jamie McGroarty
 91—Andy Logar
 95—Michael Oehlmann
 2000—Ignacio Scarella
 01—Ignacio Scarella

ST. LAWRENCE (6)

96—Andre White
 98—Greg Sutton
 99—Dan Annan
 Ali Montacer
 2000—Ali Montacer
 02—Shawn Watson

ST. OLAF (1)

99—Kevin Jensen

SALEM ST. (3)

87—Alvaro Ibanez
 88—Alvaro Ibanez
 91—Henrique Silva

SALISBURY (1)

2002—Michael Steinen

SCRANTON (1)

82—Bill McNeel

TEXAS-DALLAS (1)

2002—Trent Abbott

TRINITY (TEX.) (10)

96—Clint Regier
 97—Lance Key
 Jaime Ramirez
 98—Lance Key
 Scott Mury
 99—Lance Key
 Scott Mury
 2000—Brad Davis
 02—Josh Smith
 Josh Card

VA. WESLEYAN (5)

90—Michael McFarland
 91—Michael McFarland
 92—Michael McFarland
 94—Mike Duffy
 95—Gary DePalma

WESLEYAN (CONN.) (2)

83—John Nathan

91—Vezir Ajro

WESTERN CONN. ST. (1)

94—Doug Morabito

WHEATON (III.) (12)

83—Andrew Taylor

84—David Kouwe

85—Chris Hagemann

David Wolf

90—Philip Wolf

91—Philip Wolf

96—Oscar Medina

97—Eric Brown

Robert Mouw

98—Robert Mouw

99—Eric Brown

Robert Mouw

WHEATON (MASS.) (2)

2000—Adam Donroe

01—Shaun Cavanaugh

WILLIAMS (25)

84—Jeffrey McEvoy

85—Jeffrey McEvoy

87—Daniel Calichman

Michael Masters

Nikolai Nachamkin

88—Robert Blanck

Michael Masters

89—Daniel Calichman

90—Robert Lake

91—Orjan Hult

94—John Thompson

95—Terry Kaufman

Brad Murray

96—Brad Murray

97—Greg Classen

98—Stephen Danbusky

99—Matthew Mageira

2000—Alex Blake

Ted Giannacopoulos

Josef Powell

01—Alex Blake

Ted Giannacopoulos

Josef Powell

02—Alex Blake

Khari Stevenson

WIS.-OSHKOSH (1)

2000—Scott Deopere

WOOSTER (3)

88—Ian Banda

89—Ian Banda

90—Ian Banda

WORCESTER TECH (1)

84—Amaro Gonclave

National Award Winners

Hermann Trophy

(Player of the Year)

1967-Dan Markus, Long Island
 1968-Manuel Hernandez, San Jose St.
 1969-Al Trost, St. Louis
 1970-Al Trost, St. Louis
 1971-Mike Seerey, St. Louis
 1972-Mike Seerey, St. Louis
 1973-Dan Counce, St. Louis
 1974-Farrukh Quraishi, Oneonta St.
 1975-Steve Raibovsky, Brown
 1976-Glenn Myernick, Hartwick
 1977-Bill Gazonas, Hartwick
 1978-Angelo DiBernardo, Indiana
 1979-Jim Stamatīs, Penn St.
 1980-Joseph Morrone Jr., Connecticut
 1981-Armando Belancourt, Indiana
 1982-Joseph Ulrich, Duke
 1983-Michael Jeffries, Duke
 1984-Amr Aly, Columbia
 1985-Thomas Kain, Duke
 1986-John Kerr, Duke
 1987-Bruce Murray, Clemson
 1988-Ken Snow, Indiana
 1989-Tony Meola, Virginia
 1990-Ken Snow, Indiana
 1991-Alexi Lalas, Rutgers
 1992-Brad Friedel, UCLA
 1993-Claudio Reyna, Virginia
 1994-Brian Maisonneuve, Indiana
 1995-Mike Fisher, Virginia
 1996-Mike Fisher, Virginia
 1997-Johnny Torres, Creighton
 1998-Wojtek Krakowiak, Clemson
 1999-Ali Curtis, Duke
 2000-Chris Gbandi, Connecticut
 2001-Luchi Gonzalez, Southern Methodist
 2002-Alecko Eskandarian, Virginia

Missouri Athletic Club

(Player of the Year)

1986-John Kerr, Duke
 1987-John Harkes, Virginia
 1988-Ken Snow, Indiana
 1989-Tony Meola, Virginia
 1990-Ken Snow, Indiana
 1991-Alexi Lalas, Rutgers
 1992-Claudio Reyna, Virginia
 1993-Claudio Reyna, Virginia
 1994-Todd Yeagley, Indiana
 1995-Matt McKeon, St. Louis
 1996-Mike Fisher, Virginia
 1997-Johnny Torres, Creighton
 1998-Jay Heaps, Duke
 1999-Sasha Victorine, UCLA
 2000-Ali Curtis, Duke

2001-Luchi Gonzalez, Southern Methodist
 2002-Alecko Eskandarian, Virginia

Soccer America Player of the Year

1984-Paul DiBernardo, Indiana
 1985-Michael Brady, American
 1986-Paul Caligiuri, UCLA
 John Kerr, Duke
 1987-91-no winner
 1992-Claudio Reyna, Virginia
 1993-Claudio Reyna, Virginia
 1994-A. J. Wood, Virginia
 1995-Mike Fisher, Virginia
 1996-Johnny Torres, Creighton
 1997-Ben Olsen, Virginia
 1998-Wojtek Krakowiak, Clemson
 1999-Aleksey Korol, Indiana
 2000-Chris Gbandi, Connecticut
 2001-Luchi Gonzalez, Southern Methodist
 2002-Alecko Eskandarian, Virginia

**In 1999, the M.A.C. and NSCAA combined their national player of the year award; in 2002, the Hermann Trophy joined the other two player of the year awards for one presentation.*

ISAA Player of the Year*

1984-Amr Aly, Columbia
 1985-Michael Brady, American
 1986-John Kerr, Duke
 1987-Bruce Murray, Clemson
 1988-Dan Donigan, Connecticut
 1989-Robert Paterson, Evansville
 1990-William Thompson, UCLA
 1991-Henry Gutierrez, North Carolina St.
 1992-Robert Ukrop, Davidson
 1993-Brian McBride, St. Louis
 1994-Brian Maisonneuve, Indiana
 1995-Matt McKeon, St. Louis

**Discontinued after the 1995 season.*

NSCAA Player of the Year

Division I

1996-Mike Fisher, Virginia
 1997-Daniel Hernandez, Southern Methodist
 1998-Dema Kovalenko, Indiana
 1999-Sasha Victorine, UCLA
 2000-Ali Curtis, Duke
 2001-Luchi Gonzalez, Southern Methodist
 2002-Alecko Eskandarian, Virginia

Division II

1996-Rick Kocza, Southern Conn. St.
 1997-Joe Munoz, Cal St. Bakersfield
 1998-Gilbert Jean-Baptiste, Southern Conn. St.
 1999-Assaf Dagai, Southern Conn. St.
 2000-Juan Carlos Bolanos, Cal St. Dom. Hills
 2002-Mounir Tajjou, Southern N.H.

2001-Roy Fink, Tampa

Division III

1996-Brad Murray, Williams
 1997-Jason Cairns, Col. of New Jersey
 1998-Robert Mouw, Wheaton (III.)
 1999-Dan Annan, St. Lawrence
 2000-Scott Deopere, Wis.-Oshkosh
 2001-Alex Blake, Williams
 2002-Hayden Woodworth, Messiah

ISAA Goalkeeper of the Year*

1983-James Swanner, Clemson
 1984-Jim Leahy, Brandeis
 1985-Warren Lipka, South Carolina
 1986-Jeffrey Duback, Yale
 1987-Robert Willen, Virginia
 1988-Charles Arndt, South Carolina
 1989-Anton Nistil, UCLA
 1990-Juergen Sommer, Indiana
 1991-Kasey Keller, Portland
 1992-Brad Friedel, UCLA
 1993-Adeboyega Oshoniyi, Southern Conn. St.
 1994-David Kramer, Fresno St.
 1995-Chris Snitko, UCLA

**Discontinued after the 1995 season.*

NSCAA Coach of the Year

1973-Robert Guelker, SIU-Edwardsville
 1974-Jack MacKenzie, Quincy
 1975-Paul Reinhardt, Vermont
 1976-Jerry Yeagley, Indiana
 1977-Klaas deBoer, Cleveland St.
 1978-Cliff McCrath, Seattle Pacific
 1979-Walt Bahr, Penn St.
 1980-Jerry Yeagley, Indiana
 1981-Schellas Hyndman, Eastern Ill.

Division I

1982-John Rennie, Duke
 1983-Dieter Ficken, Columbia
 1984-James Lennox, Hartwick
 1985-Peter Mehler, American
 1986-Steve Parker, Akron
 1987-Anson Dorrance, North Carolina
 1988-Keith Tucker, Howard

1989-Steve Sampson, Santa Clara
 1990-Bob Reasso, Rutgers
 1991-Mitch Murray, Santa Clara

1992-Charlie Slagle, Davidson
 1993-Bob Bradley, Princeton
 1994-Jerry Yeagley, Indiana
 1995-Jim Launder, Wisconsin
 1996-David Masur, St. John's (N.Y.)

1997-Sigi Schmid, UCLA
 1998-Jerry Yeagley, Indiana
 1999-Jerry Yeagley, Indiana
 2000-Ray Reid, Connecticut
 2001-Elmar Bolowich, North Carolina
 2002-Hayden Woodworth, Messiah

Division II

1982-Robert Dikranian, Southern Conn. St.
 1983-Robert Dikranian, Southern Conn. St.
 1984-Fran Bacon, Bridgeport
 1985-Robert Russo, Gannon
 1986-Fran Bacon, Bridgeport

1987-Donald Dallas, Mo.-St. Louis
 1988-John Rootes, Southern N.H.
 1989-Michael Parker, UNC Greensboro
 1990-Ray Reid, Southern Conn. St.
 1991-Rich Stottler, Florida Tech

1992-Ray Reid, Southern Conn. St.
 1993-Marko Koolman, Gannon
 1994-Ray Reid, Southern Conn. St.
 1995-Richard Hartis, Mercyhurst
 1996-Petar Draksin, Grand Canyon

1997-Simon Tobin, Cal St. Bakersfield
 1998-Tom Lang, Southern Conn. St.
 1999-Tom Lang, Southern Conn. St.
 2000-Joe Flanagan, Cal St. Dom. Hills
 2001-Keith Fulk, Tampa
 2002-Marcus Ziemer, Sonoma St.

Division III

1982-Mike Berticelli, UNC Greensboro
 1983-Stephen Davis, Claremont-M-S
 1984-Joe Bean, Wheaton (III.)
 1985-Michael Parker, UNC Greensboro
 1986-Layton Shoemaker, Messiah

1987-Michael Russo, Williams
 1988-Michael Russo, Williams
 1989-Douglas May, Rochester Inst.
 1990-Michael Pilger, Kenyon
 1991-Jay Martin, Ohio Wesleyan

1992-Willi Steinrotter, Hobart
 1993-Michael Russo, Williams
 1994-Toby Bares, Wis.-Oshkosh
 1995-Michael Russo, Williams
 1996-John O'Connor, Chicago

1997-Joe Bean, Wheaton (III.)
 1998-Jay Martin, Ohio Wesleyan
 1999-Bob Durocher, St. Lawrence
 2000-Dave Brandt, Messiah
 2001-Jeff Haines, Richard Stockton
 2002-Dave Brandt, Messiah

Note: The ISAA was taken over by the NSCAA in 1996.

Men's Attendance Records

2002 Attendance Leaders.....	82
Annual Home Attendance Champions	83
All-Time Largest Crowds	83



2002 Attendance Leaders

Division I

AVERAGE HOME ATTENDANCE

Team	Games	Total	Avg.
1. Connecticut	11	27,714	2,519
2. Indiana	8	17,562	2,195
3. Wake Forest	11	22,734	2,066
4. Virginia	13	25,520	1,963
5. St. Louis	13	25,046	1,926
6. Fresno St.	10	16,627	1,662
7. Maryland	13	19,984	1,537
8. Clemson	10	15,088	1,508
9. South Carolina	10	14,192	1,419
10. North Carolina	11	14,972	1,361
11. New Mexico	10	13,248	1,324
12. Stanford	14	17,039	1,217
13. San Diego	9	10,816	1,201
14. St. John's (N.Y.)	11	12,597	1,145
15. Portland	10	11,343	1,134
16. UCLA	11	12,388	1,126
17. Brown	8	8,832	1,104
18. Rutgers	10	10,623	1,062
19. Washington	9	9,218	1,024
20. Bradley	11	11,011	1,001
21. Furman	9	8,777	975
22. Creighton	10	9,700	970
23. Duke	14	13,550	967
24. UC Santa Barb.	10	9,293	929
25. Michigan	6	5,379	896
26. Penn St.	12	10,681	890
27. Notre Dame	11	8,835	803
28. Wisconsin	8	6,312	789
29. UAB	7	5,127	732
30. Southern Methodist	12	8,345	695

TOTAL HOME ATTENDANCE

Team	Games	Total	Avg.
1. Connecticut	11	27,714	2,519
2. Virginia	13	25,520	1,963
3. St. Louis	13	25,046	1,926
4. Wake Forest	11	22,734	2,066
5. Maryland	13	19,984	1,537
6. Indiana	8	17,562	2,195
7. Stanford	14	17,039	1,217
8. Fresno St.	10	16,627	1,662
9. Clemson	10	15,088	1,508
10. North Carolina	11	14,972	1,361
11. South Carolina	10	14,192	1,419
12. Duke	14	13,550	967
13. New Mexico	10	13,248	1,324
14. St. John's (N.Y.)	11	12,597	1,145
15. UCLA	11	12,388	1,126

Team	Games	Total	Avg.
16. Portland	10	11,343	1,134
17. Bradley	11	11,011	1,001
18. San Diego	9	10,816	1,201
19. Penn St.	12	10,681	890
20. Rutgers	10	10,623	1,062

SINGLE-GAME ATTENDANCE HIGHS

No.	Team vs. Opponent	Date
8,498	Stanford vs. UCLA	Dec. 15
7,025	Creighton vs. Stanford	Dec. 13
7,025	UCLA vs. Maryland	Dec. 13
5,011	Georgetown at Connecticut	Oct. 5
4,868	Clemson at South Carolina	Oct. 6
4,800	North Carolina at Duke	Sept. 28
4,425	Maryland at Connecticut	Oct. 12
4,313	UCLA at Fresno St.	Nov. 17
4,213	Virginia vs. Wake Forest	Nov. 15
3,771	Clemson at Wake Forest	Oct. 19

Division II

AVERAGE HOME ATTENDANCE

Team	Games	Total	Avg.
1. Cal St. Bakersfield	13	7,335	564
2. UC Davis	10	4,870	487
3. St. Anselm	9	3,784	420
4. Barry	9	3,431	381
5. Seattle Pacific	9	3,152	350
5. Midwestern St.	8	2,801	350
7. Southern N.H.	12	4,100	341
8. Franklin Pierce	8	2,596	324
9. Cal St. Chico	10	3,117	311
10. Cal St. Dom. Hills	12	3,700	308
11. Fort Lewis	9	2,717	301
12. SIU Edwardsville	8	2,388	298
13. UC San Diego	9	2,634	292
14. Harding	8	2,265	283
15. Seattle	9	2,415	268
16. Lynn	7	1,861	265
17. Anderson (S.C.)	10	2,600	260
18. Fla. Southern	14	3,589	256
19. Wingate	12	3,064	255
20. Tampa	9	2,247	249

TOTAL HOME ATTENDANCE

Team	Games	Total	Avg.
1. Cal St. Bakersfield	13	7,335	564
2. UC Davis	10	4,870	487
3. Southern N.H.	12	4,100	341
4. St. Anselm	9	3,784	420
5. Cal St. Dom. Hills	12	3,700	308
6. Fla. Southern	14	3,589	256
7. Rollins	15	3,575	238
8. Barry	9	3,431	381
9. Seattle Pacific	9	3,152	350
10. Cal St. Chico	10	3,117	311

SINGLE-GAME ATTENDANCE HIGHS

No.	Team vs. Opponent	Date
1,287	Midwestern St. at Sonoma St.	Nov. 24
1,035	Erskine at Anderson (S.C.)	Oct. 10
1,010	Sonoma St. at UC Davis	Oct. 26
992	Cal St. Chico at Seattle Pacific	Sept. 28
967	Bryant at Franklin Pierce	Oct. 19

Division III

AVERAGE HOME ATTENDANCE

Team	Games	Total	Avg.
1. Wheaton (Ill.)	13	9,992	768
2. Ohio Wesleyan	13	7,039	541
3. Trinity (Tex.)	10	4,900	490
4. St. Lawrence	13	5,857	450
5. Macalester	7	3,000	428
6. Randolph-Macon	7	2,825	403
7. Puget Sound	10	3,663	366
8. Drew	13	4,750	365
9. Rochester	13	4,573	351
10. Va. Wesleyan	11	3,795	345

Connecticut Sports Information



Connecticut fans helped bolster the Huskies' attendance to an average of 2,519 fans per game. In 11 games, Connecticut boasts attendance of 27,714.

Team	Games	Total	Avg.
11. Richard Stockton	10	3,372	337
11. Chris. Newport	9	3,035	337
13. Hope	10	3,200	320
14. Texas Lutheran	11	3,348	304
15. Centre	9	2,713	301
16. Neb. Wesleyan	8	2,376	297
17. Middlebury	8	2,300	287
18. Hobart	11	2,982	271
19. Nazareth	7	1,850	264
20. Manhattanville	8	2,075	259

TOTAL HOME ATTENDANCE

Team	Games	Total	Avg.
1. Wheaton (Ill.)	13	9,992	768
2. Ohio Wesleyan	13	7,039	541
3. St. Lawrence	13	5,857	450
4. Trinity (Tex.)	10	4,900	490
5. Drew	13	4,750	365
6. Rochester	13	4,573	351
7. Va. Wesleyan	11	3,795	345
8. Puget Sound	10	3,663	366
9. Richard Stockton	10	3,372	337
10. Texas Lutheran	11	3,348	304

SINGLE-GAME ATTENDANCE HIGHS

No.	Team vs. Opponent	Date
3,000	East. Mennonite at Messiah	Sept. 7
2,500	Drew at Messiah	Nov. 23
1,500	Wis.-Oshkosh at Wheaton (Ill.)	Oct. 4
1,400	St. Xavier at Wheaton (Ill.)	Aug. 30
1,248	Roanoke at Va. Wesleyan	Oct. 19

Annual Home Attendance Champions

Division I

BY AVERAGE ATTENDANCE

Year	School	Dates	Attendance	Average
1998	Fresno St.	10	27,185	2,716
1999	St. Louis	11	33,411	3,037
2000	Connecticut	14	38,804	2,772
2001	St. Louis	12	33,200	2,767
2002	Connecticut	11	27,714	2,519

BY TOTAL ATTENDANCE

Year	School	Dates	Attendance
1998	Connecticut	14	33,830
1999	Connecticut	15	36,344
2000	Connecticut	14	38,804
2001	St. Louis	12	33,200
2002	Connecticut	11	27,714

Division II

BY AVERAGE ATTENDANCE

Year	School	Dates	Attendance	Average
1998	Rockhurst	6	7,359	1,227
1999	Cal St. Bakersfield	8	5,917	740
2000	Rockhurst	3	1,783	594
2001	St. Anselm	10	5,480	548
2002	Cal St. Bakersfield	13	7,335	564

BY TOTAL ATTENDANCE

Year	School	Dates	Attendance
1998	S.C.-Spartanburg	13	9,779
1999	Rockhurst	10	6,412
2000	Barry	14	8,089
2001	Tampa	14	6,911
2002	Cal St. Bakersfield	13	7,335

Division III

BY AVERAGE ATTENDANCE

Year	School	Dates	Attendance	Average
1998	Wheaton (Ill.)	13	15,170	1,167
1999	Wheaton (Ill.)	14	19,483	1,392
2000	Messiah	13	13,000	1,000
2001	Tufts	7	5,350	764
2002	Wheaton (Ill.)	13	9,992	768

BY TOTAL ATTENDANCE

Year	School	Dates	Attendance
1998	Wheaton (Ill.)	13	15,170
1999	Wheaton (Ill.)	14	19,483
2000	Ohio Wesleyan	18	14,710
2001	Ohio Wesleyan	14	8,100
2002	Wheaton (Ill.)	13	9,992

All-Time Largest Crowds

Division I

ALL GAMES

- 22,512—St. Louis (5) vs. SIU-Edwardsville (1), Busch Stadium, St. Louis, Oct. 30, 1980
- 21,319—Wisconsin (1) vs. Portland (0), Richmond, Va., Dec. 8, 1995 (NCAA semifinal)
- 21,319—Duke (3) vs. Virginia (2), Richmond, Va., Dec. 8, 1995 (NCAA semifinal)
- 20,874—St. John's (N.Y.) (4) vs. Florida Int'l (1), Richmond, Va., Dec. 15, 1996 (NCAA final)
- 20,703—Wisconsin (2) vs. Duke (0), Richmond, Va., Dec. 10, 1995 (NCAA final)
- 20,269—St. John's (N.Y.) (2) vs. Creighton (1), Richmond, Va., Dec. 13, 1996 (NCAA semifinal)
- 20,269—Florida Int'l (4) vs. Charlotte (0), Richmond, Va., Dec. 13, 1996 (NCAA semifinal)
- 20,143—UCLA (2) vs. Virginia (0), Richmond, Va., Dec. 14, 1997 (NCAA final)
- 20,112—St. Louis (1) vs. SIU-Edwardsville (0), Busch Stadium, St. Louis, Nov. 9, 1973
- 18,202—UCLA (1) vs. Indiana (0) (3 ot), Richmond, Va., Dec. 12, 1997 (NCAA semifinal)
- 18,202—Virginia (3) vs. St. Louis (1), Richmond, Va., Dec. 12, 1997 (NCAA semifinal)
- 17,616—Indiana (4) vs. Santa Clara (0), Richmond, Va., Dec. 11, 1998 (NCAA semifinal)
- 17,616—Stanford (1) vs. Maryland (0), Richmond, Va., Dec. 11, 1998 (NCAA semifinal)
- 16,503—Hartwick (2) vs. San Francisco (1), Berkeley, Calif., Dec. 4, 1977 (NCAA final)
- 16,503—SIU-Edwardsville (3) vs. Brown (2), Berkeley, Calif., Dec. 4, 1977 (NCAA third-place game)
- 15,439—Indiana (1) vs. Santa Clara (0), Charlotte, N.C., Dec. 12, 1999 (NCAA final)
- 15,202—Indiana (3) vs. Stanford (1), Richmond, Va., Dec. 13, 1998 (NCAA final)
- 15,000—St. Louis (1) vs. SIU-Edwardsville (1), Busch Stadium, St. Louis, Nov. 5, 1972
- 13,231—Indiana (3) vs. UCLA (2) (4 ot), Charlotte, N.C., Dec. 10, 1999 (NCAA semifinal)
- 13,231—Connecticut (1) vs. Santa Clara (2) (4 ot), Charlotte, N.C., Dec. 10, 1999 (NCAA semifinal)
- 12,224—Fresno St. (0) vs. San Francisco (1), Fresno, Calif., Sept. 27, 1987
- 12,033—Virginia (1) vs. Indiana (0), Davidson, N.C., Dec. 11, 1994 (NCAA final)
- 11,848—Indiana (4) vs. UCLA (1), Davidson, N.C., Dec. 9, 1994 (NCAA semifinal)
- 11,848—Virginia (2) vs. Rutgers (1), Davidson, N.C., Dec. 9, 1994 (NCAA semifinal)
- 11,421—Connecticut (2) vs. Creighton (0), Charlotte, N.C., Dec. 10, 2000 (NCAA final)
- 10,752—Connecticut (2) vs. Southern Methodist (0), Charlotte, N.C., Dec. 8, 2000 (NCAA semifinal)
- 10,752—Creighton (2) vs. Indiana (1) (3 ot), Charlotte, N.C., Dec. 8, 2000 (NCAA semifinal)
- 10,549—Virginia (2) vs. South Carolina (0), Davidson, N.C., Dec. 5, 1993 (NCAA final)
- 10,306—Virginia (3) vs. Princeton (1), Davidson, N.C., Dec. 3, 1993 (NCAA semifinal)
- 10,306—South Carolina (1) vs. Cal. St. Fullerton (0), Davidson, N.C., Dec. 3, 1993 (NCAA semifinal)

EXCLUDING NCAA TOURNAMENT

No.	Team vs. Opponent	Date
22,512*	St. Louis vs. SIU-Edwardsville.....	Oct. 30, 1980
12,224	Fresno St. vs. San Francisco.....	Sept. 27, 1987
9,200	Connecticut vs. Alabama A&M.....	Oct. 24, 1982
6,894	San Francisco vs. Fresno St.....	Oct. 7, 2001
6,604	Fresno St. vs. Portland.....	Oct. 11, 1998
6,163	Fresno St. vs. Tulsa.....	Nov. 8, 1998
6,142#	Virginia vs. Santa Clara.....	Aug. 30, 1992
6,070	Connecticut vs. St. John's (N.Y.).....	Sept. 26, 1999
6,000	Indiana vs. Southern Methodist.....	Sept. 5, 1987
5,750	South Carolina vs. UCLA.....	Sept. 6, 1998
5,200	Duke vs. Virginia.....	Oct. 24, 1999
5,170	Butler vs. Indiana.....	Oct. 8, 1998
5,027	South Carolina vs. Clemson.....	Oct. 8, 2000
5,021	South Carolina vs. Clemson.....	Oct. 11, 1998

* At Busch Stadium, St. Louis.

Exhibition game. Home team listed first.

Men's Championship Records

Division I Championship Records	86
Division II Championship Records	88
Division III Championship Records	90



Division I Men's Championships

2002 Results

FIRST ROUND

Old Dominion 3, Richmond 0
 Coastal Carolina 2, South Carolina 1 (2 ot)
 Portland 2, Oregon St. 0
 Furman 2, Loyola (Md.) 0
 Northeastern 1, Lehigh 1 (2 ot, pk)
 Florida Int'l 2, UCF 1
 Wis.-Milwaukee 2, Oakland 1
 Fairleigh Dickinson 1, Holy Cross 1 (2 ot, pk)
 Loyola Marymount 1, Cal St. Northridge 0
 UC Santa Barb. 2, San Diego 0
 North Carolina 6, Winthrop 0
 William & Mary 2, Duke 1
 Pennsylvania 1, Seton Hall 0 (ot)
 Notre Dame 3, Akron 1
 New Mexico 2, Bradley 1
 American 1, George Washington 0

SECOND ROUND

Wake Forest 1, Old Dominion 0
 Clemson 1, Coastal Caro. 1 (2 ot, pk)
 Stanford 0, Portland 0 (2 ot, pk)
 Furman 0, Va. Commonwealth 0 (2 ot, pk)
 Boston College 2, Northeastern 1

Southern Methodist 3, Florida Int'l 1
 Creighton 3, Wis.-Milwaukee 2
 St. John's (N.Y.) 2, Fairleigh Dickinson 1 (2 ot)
 UCLA 4, Loyola Marymount 2
 California 2, UC Santa Barb. 1
 Penn St. 1, North Carolina 0 (2 ot)
 William & Mary 1, Virginia 1 (2 ot, pk)
 Connecticut 4, Pennsylvania 0
 Indiana 1, Notre Dame 0
 St. Louis 1, New Mexico 0
 Maryland 1, American 0

THIRD ROUND

Clemson 2, Wake Forest 1 (ot)
 Stanford 2, Furman 1 (2 ot)
 Boston College 4, Southern Methodist 4 (2 ot, pk)
 Creighton 1, St. John's (N.Y.) 0 (ot)
 UCLA 3, California 2
 Penn St. 1, William & Mary 0 (ot)
 Connecticut 1, Indiana 0
 Maryland 1, St. Louis 0 (ot)

QUARTERFINALS

Stanford 2, Clemson 0
 Creighton 6, Boston College 2
 UCLA 7, Penn St. 1
 Maryland 3, Connecticut 0

SEMIFINALS

DECEMBER 13

Stanford 2, Creighton 1 (2 ot)

Creighton 1 0 0 0—1
 Stanford 0 1 0 1—2

First half: C—Mike Tranchilla (penalty kick), 14:22.
 Second half: S—Roger Levesque (Todd Dunivant, Chad Marshall), 49:06.
 Overtime: S—Marshall (Mike Wilson), 107:47.
 Shots: Creighton 11, Stanford 15. Goalkeeper saves: C—Mike Gabb 6; S—Robby Fulton 5. Corner kicks: Creighton 4, Stanford 3. Fouls: Creighton 22, Stanford 17. Attendance: 7,025.

DECEMBER 13

UCLA 2, Maryland 1

UCLA 0 2—2
 Maryland 0 1—1
 Second half: UCLA—Matt Taylor (Adolfo Gregorio), 74:44; M—Sumed Ibrahim, 80:47; UCLA—Gregorio (penalty kick), 81:59.
 Shots: UCLA 10, Maryland 14. Goalkeeper saves: UCLA—Zach Wells 5; M—Noah Palmer 2. Corner kicks: UCLA 4, Maryland 1. Fouls: UCLA 19, Maryland 12. Attendance: 7,025.

CHAMPIONSHIP

DECEMBER 15

UCLA 1, Stanford 0

Stanford 0 0—0
 UCLA 0 1—1
 Second half: UCLA—Aaron Lopez (Ryan Futagaki), 88:58.
 Shots: Stanford 5, UCLA 5. Goalkeeper saves: S—Robby Fulton 1; UCLA—Zach Wells 1. Corner kicks: Stanford 2, UCLA 9. Fouls: Stanford 19, UCLA 20. Attendance: 8,498.

History

Team Results

Year	Champion (Record)	Coach	Score	Runner-Up	Host or Site	Championship Game Attendance	Championship Total Attendance
1959	St. Louis (11-1)	Bob Guelker	5-2	Bridgeport	Connecticut	400	—
1960	St. Louis (14-1)	Bob Guelker	3-2	Maryland	Brooklyn	1,000	—
1961	West Chester (12-0)	Mel Lorback	2-0	St. Louis	St. Louis	6,500	—
1962	St. Louis (12-0-1)	Bob Guelker	4-3	Maryland	St. Louis	6,231	—
1963	St. Louis (13-1)	Bob Guelker	3-0	Navy	Rutgers	3,500	—
1964	Navy (15-0)	F. H. Warner	1-0	Michigan St.	Brown	600	—
1965	St. Louis (14-0)	Bob Guelker	1-0	Michigan St.	St. Louis	7,234	—
1966	San Francisco (11-0-1)	Steve Negroesco	5-2	Long Island	California	5,000	—
1967	Michigan St. (12-0-2)	Gene Kenney	0-0	(Game called due to inclement weather)	St. Louis	3,000	—
1968	Maryland (14-0-1)	Doyle Royal	2-2 (2 ot)		Ga. Tech-Emory	1,112	—
	Michigan St. (11-1-3)	Gene Kenney					
1969	St. Louis (13-0)	Harry Keough	4-0	San Francisco	San Jose St.	5,100	—
1970	St. Louis (14-0-1)	Harry Keough	1-0	UCLA	SIU-Edwardsville	8,000	—
1971	Howard# (15-0)	Lincoln Phillips	3-2	St. Louis	Miami, Fla.	5,800	—
1972	St. Louis (15-2-3)	Harry Keough	4-2	UCLA	Miami, Fla.	3,000	—
1973	St. Louis (15-2-3)	Harry Keough	2-1 (ot)	UCLA	Miami, Fla.	5,861	—
1974	Howard (19-0)	Lincoln Phillips	2-1 (4 ot)	St. Louis	St. Louis	2,921	—
1975	San Francisco (21-1-2)	Steve Negroesco	4-0	SIU Edwardsville	SIU Edwardsville	4,400	24,071
1976	San Francisco (20-2-3)	Steve Negroesco	1-0	Indiana	Pennsylvania	5,981	39,373
1977	Hartwick (16-0-2)	Jim Lennox	2-1	San Francisco	California	16,503	28,557
1978	San Francisco# (28-1)	Steve Negroesco	2-0	Indiana	Tampa, Fla.	8,700	30,553
1979	SIU-Edwardsville (19-2-3)	Bob Guelker	3-2	Clemson	Tampa, Fla.	5,500	30,947
1980	San Francisco (24-0-2)	Steve Negroesco	4-3 (ot)	Indiana	Tampa, Fla.	7,052	25,729
1981	Connecticut (20-3-2)	Joe Morrone	2-1 (ot)	Alabama A&M	Stanford	3,500	31,200
1982	Indiana (21-3-1)	Jerry Yeagley	2-1 (8 ot)	Duke	Ft. Lauderdale, Fla.	5,312	50,949
1983	Indiana (21-1-4)	Jerry Yeagley	1-0 (2 ot)	Columbia	Ft. Lauderdale, Fla.	5,257	54,386
1984	Clemson (22-4)	I. M. Ibrahim	2-1	Indiana	Seattle	7,926	48,469
1985	UCLA (20-1-4)	Sigi Schmid	1-0 (8 ot)	American	Seattle	5,986	54,206
1986	Duke (18-5-1)	John Rennie	1-0	Akron	Tacoma, Wash.	4,196	65,892
1987	Clemson (18-5-1)	I. M. Ibrahim	2-0	San Diego St.	Clemson	8,352	57,009
1988	Indiana (19-3-3)	Jerry Yeagley	1-0	Howard	Indiana	5,168	38,560
1989	Santa Clara (20-0-3)	Steve Sampson	1-1 (2 ot)		Rutgers	3,889	67,338
	Virginia (21-2-2)	Bruce Arena					
1990	UCLA (19-1-4)	Sigi Schmid	1-0 (4 ot, pk)	Rutgers	South Fla.	4,613	55,096
1991	Virginia* (19-1-2)	Bruce Arena	0-0	Santa Clara	South Fla.	3,925	48,154
1992	Virginia (21-2-1)	Bruce Arena	2-0	San Diego	Davidson	8,150	52,191
1993	Virginia (22-3)	Bruce Arena	2-0	South Carolina	Davidson	10,549	72,175
1994	Virginia (22-3-1)	Bruce Arena	1-0	Indiana	Davidson	12,033	92,186
1995	Wisconsin (20-4-1)	Jim Lauder	2-0	Duke	Richmond	21,319	96,747

Year	Champion (Record)	Coach	Score	Runner-Up	Host or Site	Championship Game Attendance	Championship Total Attendance
1996	St. John's (N.Y.) (22-2-2)	Dave Masur	4-1	Florida Int'l	Richmond	20,874	85,915
1997	UCLA (22-2)	Sigi Schmid	2-0	Virginia	Richmond	20,143	67,764
1998	Indiana (23-2)	Jerry Yeagley	3-1	Stanford	Richmond	15,202	70,885
1999	Indiana (21-3)	Jerry Yeagley	1-0	Santa Clara	Charlotte	15,439	56,078
2000	Connecticut (20-3-2)	Ray Reid	2-0	Creighton	Charlotte, N.C.	11,421	52,910
2001	North Carolina (21-4)	Elmar Bolowich	2-0	Indiana	Columbus, Ohio	7,113	63,791
2002	UCLA (18-3-3)	Tom Fitzgerald	1-0	Stanford	Dallas	8,498	—

*Virginia declared champion on the basis of penalty kicks.

#Later vacated.

Tournament Scoring Leaders

Year	Player, School	G	A	P
1974	Dale Russell, Philadelphia U.	6	1	13
1975	Lincoln Peddie, Howard	6	0	12
1976	Dave MacWilliams, Philadelphia U.	5	2	12
1977	Art Napolitano, Hartwick	4	0	8
1978	Thompson Usiyan, Appalachian St.	7	1	15
1979	Obed Ariri, Clemson	5	1	11
1980	John Hayes, St. Louis	5	0	10
1981	Elvis Comrie, Connecticut	3	2	8
	Pedro DeBrito, Connecticut	3	2	8
	Solomon Shiferow, Alabama A&M	3	2	8
1982	Sean McCoy, Duke	3	1	7
1983	Jeff Gaffney, Virginia	4	1	9
1984	Gary Conner, Clemson	4	0	8
	Mike Hylla, Indiana	3	2	8
1985	Dale Ervine, UCLA	4	0	8
1986	Tom Stone, Duke	4	1	9
1987	Bruce Murray, Clemson	5	4	14
1988	Michael Dominic, Long Island	3	0	6
	Ian Hennessy, Seton Hall	3	0	6
1989	Steve Snow, Indiana	4	1	9
1990	Chad Deering, Indiana	3	1	7
1991	Brian McBride, St. Louis	4	0	8
	Alan Prampin, Southern Methodist	3	2	8
	Bill Donnell, Yale	4	0	8
1992	Guillermo Jara, San Diego	3	5	11
1993	Nate Friends, Virginia	5	0	10
	Andre Parris, Princeton	2	6	10
1994	A. J. Wood, Virginia	5	0	10
1995	Mike Fisher, Virginia	5	0	10
1996	Alen Kozic, Florida Int'l	3	3	9
1997	Ben Olsen, Virginia	5	3	13
1998	Aleksey Korol, Indiana	6	2	14
1999	Aleksey Korol, Indiana	4	2	10
2000	Mohamed Fahim, Southern Methodist	5	2	12
	Corey Woolfolk, Stanford	5	2	12
2001	Ryan Kneipper, North Carolina	5	0	10
2002	Matt Taylor, UCLA	5	2	12

Information not available before 1974.

All-Tournament Teams

MOP—Most Outstanding Player.

1960

Don Range, St. Louis (MOP offensive)
John Klein, St. Louis (MOP defensive)

1961

Bill Foulke, West Chester (MOP offensive)
Bill Killen, West Chester (MOP defensive)

1962

Gerry Balassi, St. Louis (MOP offensive)
Don Ceresia, St. Louis (MOP defensive)

1964

Sydney Alozie, Michigan St. (MOP offensive)
Myron Hura, Navy (MOP defensive)

1965

Pat McBride, St. Louis (MOP offensive)
Jack Gilsinn, St. Louis (MOP defensive)
Nick Krat, Michigan St. (MOP defensive)

1966

Sandor Hites, San Francisco (MOP offensive)

1967

Ernie Tuchscherer, Michigan St. (MOP offensive)

1969

Al Trost, St. Louis (MOP offensive)
Pat Leahy, St. Louis (MOP defensive)

1971

Mike Seerey, St. Louis (MOP offensive)

1972

Danny Counce, St. Louis (MOP offensive)
Bruce Arena, Cornell (MOP defensive)

1975

Andy Atuegbu, San Francisco (MOP offensive)
Steve Ralbovsky, Brown (MOP defensive)

1976

Andy Atuegbu, San Francisco (MOP offensive)
David Shelton, Indiana (MOP defensive)

1977

John Young, Hartwick (MOP offensive)
Jeff Tipping, Hartwick (MOP defensive)

1997

Seth George, UCLA (MOP offensive)
Matt Reis, UCLA (MOP defensive)
Josh Keller, UCLA
Tom Pollt, UCLA
Ben Olsen, Virginia
Scott Vermillion, Virginia
Brian West, Virginia
Chris Klein, Indiana
Aleksey Korol, Indiana
Tim Leonard, St. Louis
Kevin Quigley, St. Louis

1998

Aleksey Korol, Indiana (MOP offensive)
Nick Garcia, Indiana (MOP defensive)
Lazo Alavanja, Indiana
Gino DiGuardi, Indiana
Dema Kovalenko, Indiana
Yuri Lavrinenko, Indiana
Andrew Parrish, Indiana
Jamie Clark, Stanford
Simon Elliott, Stanford
Lee Morrison, Stanford
Steve Armas, Maryland
Taylor Twelman, Maryland
Michael Goehring, Santa Clara

1999

Yuri Lavrinenko, Indiana (MOP offensive)
Nick Garcia, Indiana (MOP defensive)
Ryan Mack, Indiana
Aleksey Korol, Indiana
Adam Eyre, Santa Clara
Ari Rodopoulos, Santa Clara
Shawn Percell, Santa Clara
Darin Lewis, Connecticut
Brent Rahim, Connecticut
Sasha Victorine, UCLA
Pete Vagenas, UCLA

2000

Darin Lewis, Connecticut (MOP offensive)

Chris Gbandi, Connecticut (MOP defensive)

Brent Rahim, Connecticut
Bryheem Hancock, Connecticut
Max Zieky, Connecticut
Mike Tranchilla, Creighton
Brian Mullan, Creighton
Ishmael Mintah, Creighton
Mike Gabb, Creighton
Diego Walsh, Southern Methodist
Pat Noonan, Indiana

2001

Ryan Kneipper, North Carolina (MOP offensive)
David Stokes, North Carolina (MOP defensive)
Danny Jackson, North Carolina
Matt Crawford, North Carolina
Michael Ueltschey, North Carolina
Pat Noonan, Indiana
Mike Ambersley, Indiana
Matt Moses, Stanford
Todd Dunivant, Stanford
Jeff Matteo, St. John's (N.Y.)
Shalrie Joseph, St. John's (N.Y.)

2002

Aaron Lopez, UCLA (MOP offensive)
Zach Wells, UCLA (MOP defensive)
Joe Wieland, Creighton
Mike Tranchilla, Creighton
Sumed Ibrahim, Maryland
Chad Marshall, Stanford
Roger Levesque, Stanford
Todd Dunivant, Stanford
Adolfo Gregorio, UCLA
Matt Taylor, UCLA
Scot Thompson, UCLA

Individual Records

GOALS, GAME

7—Thompson Usiyan, Appalachian St. (9) vs. George Washington (3), 1978.

GOALS, TOURNAMENT

7—Thompson Usiyan, Appalachian St. (7 vs. George Washington, 0 vs. Clemson), 1978.

GOALS, CAREER

13—A. J. Wood, Virginia, 1991-92-93-94.

ASSISTS, GAME

3—Hugh Copeland, Brown (6) vs. Bridgeport (2), 1976; Dale Russell, Philadelphia U. (4) vs. Penn St. (0), 1976; Duncan MacDonald, Hartwick (5) vs. St. Francis (N.Y.) (1), 1977; Robert Byrnett, Appalachian St. (9) vs. George Washington (3), 1978; Tim Guelker, SIU-Edwardsville (3) vs. Clemson (2), 1979; Peter Dicce, Temple (5) vs. Penn St. (6), 1985; Dario Brose, North Carolina St. (3) vs. South Carolina (1), 1990; Toby Taitano, San Diego (4) vs. Portland (2), 1990; Billy Baumhoff, South Carolina (6) vs. Air Force (0), 1993; Andre Parris, Princeton (5) vs. Penn St. (2), 1993; Daniel Falcone, Portland (4) vs. Butler (1), 1995; Yuri Lavrinenko, Indiana (4) vs. Evansville (1), 1996; Matt Crawford, North Carolina (6) vs. Winthrop (0), 2002.



Paul Buck/NCAA Photos

UCLA's Aaron Lopez scored the only goal of the game, leading the Bruins to the victory over Stanford.

ASSISTS, TOURNAMENT

6—Andre Parris, Princeton (1 vs. Columbia, 3 vs. Penn St., 2 vs. Hartwick), 1993.

ASSISTS, CAREER

11—Yuri Lavrinenko, Indiana, 1996-97-98-99.

POINTS, GAME

15—Thompson Usiyan (7 goals, 1 assist), Appalachian St. (9) vs. George Washington (3), 1978.

POINTS, TOURNAMENT

15—Thompson Usiyan (7 goals, 1 assist), Appalachian St. (7-1 vs. George Washington, 0-0 vs. Clemson), 1978.

POINTS, CAREER

29—Dave MacWilliams (11 goals, 7 assists), Philadelphia U., 1976-77-78; A. J. Wood (13 goals, 3 assists), Virginia, 1991-92-93-94; Aleksey Korol (12 goals, 5 assists), Indiana, 1996-97-98-99.

SAVES, GAME

28—Frank Crupi, Fairleigh Dickinson (1) vs. Bucknell (0), 1975.

LOWEST GOALS-AGAINST AVERAGE, TOURNAMENT (Min. 3 Games)

0.00—Peter Arnautoff, San Francisco (vs. San Jose St., Clemson and Indiana), 1976; Jon Belskis, Wisconsin (vs. William & Mary, Southern Methodist, Portland and Duke), 1995; Aaron Sockwell, Southern Methodist (vs. Rider, Dartmouth and St. Louis), 1997.

LOWEST GOALS-AGAINST AVERAGE, CAREER (Min. 5 Games)

0.45—Chris Peterson, Indiana, 1982-83 (4 goals, 8 games [802 minutes]).

Team Records

GOALS, GAME

9—St. Louis vs. Stanford (3), 1962; Michigan St. vs. Howard (1), 1962; Howard vs. Duke (0), 1972; Appalachian St. vs. George Washington (3), 1978.

GOALS, TWO TEAMS, GAME

12—St. Louis (9) vs. Stanford (3), 1962; Appalachian St. (9) vs. George Washington (3), 1978.

GOALS, TOURNAMENT

17—Clemson, 1976; Clemson, 1978; UCLA, 2002.

SHOTS, GAME

54—Connecticut (2) vs. Rhode Island (3) (4 ot), 1979.

CORNER KICKS, GAME

20—Connecticut (2) vs. Hartford (1) (4 ot), 1999.

FOULS, GAME

50—Rhode Island (3) vs. Connecticut (2) (4 ot), 1979.

GOALS PER GAME, TOURNAMENT (Min. 2 Games)

5.00—St. Louis, 3 games, 1959; St. Louis, 3 games, 1962; Appalachian St., 2 games, 1978.

LOWEST GOALS-AGAINST AVERAGE, TOURNAMENT (Min. 3 Games)

0.00—Wisconsin, 5 games, 1995; San Francisco, 4 games, 1976.

OVERTIME GAMES, TOURNAMENT

5—Alabama A&M, 1981.

LONGEST GAME

166 minutes, 5 seconds—UCLA (1) vs. American (0) (8 ot), 1985.

Division II Men's Championships

2001 Results

FIRST ROUND

Sonoma St. 3, Cal St. Dom. Hills 2 (2 ot)
 Midwestern St. 3, Incarnate Word 2
 S.C.-Spartanburg 1, Queens (N.Y.) 0
 Central Ark. 2, Barry 1 (2 ot)
 East Stroudsburg 2, West Chester 1 (2 ot, pk)
 Southern N.H. 1, Southern Conn. St. 0
 Mercyhurst 6, Dist. Columbia 0
 Rockhurst 2, Lewis 1

SECOND ROUND

Sonoma St. 3, Midwestern St. 0
 Central Ark. 3, S.C.-Spartanburg 0

Southern N.H. 5, East Stroudsburg 3
 Mercyhurst 2, Rockhurst 0

SEMIFINALS

Sonoma St. 2, Central Ark. 1 (2 ot)
 Central Ark. 1 0 0 0-1
 Sonoma St. 0 1 0 1-2
 First half: CA—Jason Bell (Cameron Kersey), 38:30.
 Second half: SS—Alex Doran, 51:44.
 Overtime: SS—Brandon Boone (Tony Bussard), 103:24.
 Shots: Central Ark. 11, Sonoma St. 13. Goalkeeper saves: CA—Adam Woznicki 5; SS—Matt Bernard 7.
 Corner kicks: Central Ark. 1, Sonoma St. 3. Fouls: Central Ark. 12; Sonoma St. 11. Attendance: 299.

**DECEMBER 6
 Southern N.H. 2, Mercyhurst 1**

Mercyhurst 1 0-1
 Southern N.H. 1 1-2
 First half: M—Brian Jungeberg (Shawn Burke), 43:41; SN—Matt Kagan (Mounir Tajjou, Mike Savastra), 44:09.
 Second half: SN—Kagan (Robby Vanrykel, Savastra), 65:23.

Shots: Mercyhurst 13, Southern N.H. 5. Goalkeeper saves: M—Marty Rubery 1; SN—Adam Spinelli 2.
 Corner kicks: Mercyhurst 3, Southern N.H. 1. Fouls: Mercyhurst 20, Southern N.H. 12. Attendance: 299.

CHAMPIONSHIP

**DECEMBER 8
 Sonoma St. 4, Southern N.H. 3**

Sonoma St. 1 3-4
 Southern N.H. 2 1-3
 First half: SN—Anthony Augustine (Mounir Tajjou), 14:24; SS—Brian Coyne (Tim Maycock), 34:40; SN—Tajjou (Clint Borrill), 35:16.
 Second half: SS—Brandon Boone, 48:25; SS—Michael Nathan (Chris Giuliacci), 73:48; SS—Tony Bussard (Maycock), 76:04; SN—Romelle Burgess (Matt Kagan), 89:52.
 Shots: Sonoma St. 16, Southern N.H. 12. Goalkeeper saves: SS—Matt Bernard 1, Steven Christensen 1; SN—Adam Spinelli 3. Corner kicks: Sonoma St. 2, Southern N.H. 3. Fouls: Sonoma St. 22, Southern N.H. 21. Attendance: 397.

History

Team Results

Year	Champion (Record)	Coach	Score	Runner-Up	Host or Site	Championship Game Attendance	Championship Total Attendance
1972	SIU-Edwardsville (11-0-3)	Bob Guelker	1-0	Oneonta St.	SIU-Edwardsville	—	—
1973	Mo.-St. Louis (11-0-3)	Don Dallas	3-0	Cal St. Fullerton	Springfield	—	—
1974	Adelphi (16-1-1)	Menahem Less	3-2	Seattle Pacific	Mo.-St. Louis	321	—
1975	Baltimore (16-2-1)	Dick Edell	3-1	Seattle Pacific	Seattle Pacific	7,000	18,685
1976	Loyola (Md.) (21-1)	Jim Bullington	2-0	New Haven	Seattle Pacific	1,500	8,725
1977	Alabama A&M (16-1)	Salah Yousif	2-1	Seattle Pacific	Florida Int'l	200	5,175
1978	Seattle Pacific (18-5-4)	Cliff McCraith	1-0 (3 ot)	Alabama A&M	Florida Int'l	500	3,939

Year	Champion (Record)	Coach	Score	Runner-Up	Host or Site	Championship Game Attendance	Championship Total Attendance
1979	Alabama A&M (22-1)	Salah Yousif	2-0	Eastern Ill.	Florida Int'l	300	2,329
1980	Lock Haven (21-0)	Michael Parker	1-0 (ot)	Florida Int'l	Florida Int'l	800	4,113
1981	Tampa (15-0-3)	Jay Miller	1-0 (ot)	Cal St. Los Angeles	Southern Conn. St.	700	3,916
1982	Florida Int'l (16-3-1)	Karl Kremser	2-1	Southern Conn. St.	Florida Int'l	1,300	5,604
1983	Seattle Pacific (16-4-1)	Cliff McCrath	1-0	Tampa	Tampa	4,117	11,700
1984	Florida Int'l (14-4-3)	Karl Kremser	1-0 (ot)	Seattle Pacific	Seattle Pacific	4,500	7,742
1985	Seattle Pacific (20-3)	Cliff McCrath	3-2	Florida Int'l	Florida Int'l	1,480	8,819
1986	Seattle Pacific (17-4-2)	Cliff McCrath	4-1	Oakland	Seattle Pacific	4,100	9,778
1987	Southern Conn. St. (17-1-3)	Bob Dikranian	2-0	Cal St. Northridge	Tampa	1,700	9,101
1988	Florida Tech (15-6)	Rick Stottler	3-2	Cal St. Northridge	Cal St. Northridge	4,588	10,472
1989	Southern N.H. (22-1-2)	John Rootes	3-1	UNC Greensboro	UNC Greensboro	2,137	12,395
1990	Southern Conn. St. (22-0-1)	Ray Reid	1-0 (4 ot, pk)	Seattle Pacific	Florida Tech	700	8,979
1991	Florida Tech (19-2-1)	Rick Stottler	5-1	Sonoma St.	Florida Tech	2,000	9,076
1992	Southern Conn. St. (21-2-1)	Ray Reid	1-0	Tampa	Tampa	3,285	9,425
1993	Seattle Pacific (18-2-1)	Cliff McCrath	1-0	Southern Conn. St.	Florida Tech	2,800	9,014
1994	Tampa (15-2-1)	Tom Fitzgerald	3-0 (2 ot)	Oakland	Tampa	4,336	11,942
1995	Southern Conn. St. (21-1-1)	Joe Flanagan	2-0	S.C.-Spartanburg	S.C.-Spartanburg	1,500	8,878
1996	Grand Canyon (12-4-5)	Peter Duah, Petar Draksin	3-1	Oakland	Grand Canyon	1,649	8,679
1997	Cal St. Bakersfield (20-4)	Simon Tobin	1-0	Lynn	Lynn	1,256	7,822
1998	Southern Conn. St. (20-2-1)	Tom Lang	1-0	S.C.-Spartanburg	S.C.-Spartanburg	2,833	8,925
1999	Southern Conn. St. (20-0)	Tom Lang	2-1 (2 ot)	Fort Lewis	Barry	403	9,178
2000	Cal St. Dom. Hills (23-1-1)	Joe Flanagan	2-1 (4 ot)	Barry	Barry	818	8,273
2001	Tampa (19-0-2)	Keith Fulk	2-1	Cal St. Dom. Hills	Tampa	1,236	6,165
2002	Sonoma St. (20-3-1)	Marcus Ziemer	4-3	Southern N.H.	Virginia Beach	397	—

Tournament Scoring Leaders

Year	Player, School	G	A	P
1972	Not available			
1973	Not available			
1974	Herbert Gordon, Dist. Columbia*	5	0	10
1975	Nimrod Dreyfuss, Adelphi	6	2	14
1976	Pete Notaro, Loyola (Md.)	4	2	10
1977	Kenneth Okafor, Alabama A&M	5	1	11
1978	Segun Adelke, Alabama A&M	4	1	9
1979	Gordon Prempeh, Eastern Ill.	3	0	6
1980	Ron Basile, Southern Conn. St.	3	1	7
1981	Ron Basile, Southern Conn. St.	3	1	7
1982	Hermann-Josef Engels, Florida Int'l	5	1	11
1983	Brad Elmenhurst, Seattle Pacific	2	4	8
1984	Munga Eketebi, Florida Int'l	5	3	13
1985	Peter Hattrup, Seattle Pacific	5	1	11
1986	Mark Faller, Seattle Pacific	2	1	5
1987	Antony Vaughn, Southern Conn. St.	2	1	5
	John DeBrito, Southern Conn. St.	2	1	5
1988	Bobby Reyes, Cal St. Northridge	5	0	10
1989	Dermott Sweeney, Mercy	3	0	6
	Archie Harlow, Southern N.H.	3	0	6
1990	Andrew Ziemer, Sonoma St.	2	1	5
1991	Andrew Ziemer, Sonoma St.	6	0	12
1992	Altimont Butler, Southern N.H.	2	2	6
1993	Richard Sharpe, Florida Tech	4	3	11
1994	Phil Bullard, Seattle Pacific	5	2	12
1995	Gil Hokayma, Southern Conn. St.	3	1	7
1996	Nabyl Bekraoui, Grand Canyon	2	2	6
	Dylan Kendrick, Lynn	2	2	6
	Miles Tomic, Grand Canyon	3	0	6
1997	Jeremy Hamm, Cal St. Bakersfield	3	1	7
1998	Vadim Tolstolitsky, Seattle Pacific	2	4	8
	Dan Valency, Southern Conn. St.	3	2	8
1999	Paul Oyuga, Southern Conn. St.	3	1	7
	Aui Scabini, Southern Conn. St.	2	3	7
	Per Ole Tenden, Charleston (W.Va.)	3	1	7
2000	Fitzgerald Clarke, Barry	4	2	10
2001	Marcus Rulow, West Tex. A&M	2	0	4
	Sean Lockhart, Cal St. Dom. Hills	1	2	4
	Roy Fink, Tampa	2	0	4
	Jason Bell, Tampa	2	0	4
	Jaime Creaghan, Lander	2	0	4
	Justin McMillian, SIU-Edwardsville	1	2	4
2002	Tony Bussard, Sonoma St.	5	1	11

*Does not include first-round game against Baltimore.

All-Tournament Teams

MOP—Most Outstanding Player.

1975

Charles Meyers, Baltimore (MOP offensive)
Mike Wall, Baltimore (MOP defensive)

1976

Ian Reid, Loyola (Md.) (MOP offensive)
John Palmere, Loyola (Md.) (MOP defensive)

1988

Robin Chan, Florida Tech (MOP offensive)
Rick Iverson, Cal St. Northridge (MOP defensive)

1989

Archie Harlow, New Hamp. Col. (MOP offensive)
Mike Martin, New Hamp. Col. (MOP defensive)

1999

T.J. Delucia, Southern Conn. St. (MOP offensive)
Brad Greenwood, Fort Lewis (MOP defensive)

Luc Cisna, Fort Lewis
Chris Greer, Fort Lewis
Steve Berglund, Fort Lewis
Aui Scabini, Southern Conn. St.
Paul Oyuga, Southern Conn. St.
Assaf Dagai, Southern Conn. St.
Paul Brooks, Southern Conn. St.
Phil Elias, Charleston (W. Va.)
Johan Nordin, Charleston (W. Va.)
Greg Jehs, Barry
Alen Marcina, Barry

2000

Victor Guerrero, Cal St. Dom. Hills (MOP offensive)
Jacobi Goodfellow, Barry (MOP defensive)
Tony de Vocht, Cal St. Dom. Hills
Alex Bengard, Cal St. Dom. Hills
Garrett Estrin, Cal St. Dom. Hills
Alen Marcina, Barry
Greg Jehs, Barry
John Thompson, Lewis
Martin Strah, Lewis
Karl Nusschag, East Stroudsburg
Sean Stewart, East Stroudsburg

2001

Kareem Escayg, Tampa (MOP offensive)
Luis Morales, Cal St. Dom. Hills (MOP defensive)
Robbie Folbrycht, Tampa
Marlon Rojas, Tampa
Roy Fink, Tampa

Scott White, Cal St. Dom. Hills
Joe Carlidge, Cal St. Dom. Hills
Abdoul Karim Diallo, Dowling
Leonard Doramodou, Dowling
Justin McMillian, SIU-Edwardsville
David Mwendapole, SIU-Edwardsville

2002

Tony Bussard, Sonoma St. (MOP offensive)
Matt Bernard, Sonoma St. (MOP defensive)
Brandon Boone, Sonoma St.
Ryan Smith, Sonoma St.
Mounir Tajjou, Southern N.H.
Romelle Burgess, Southern N.H.
Anthony Augustine, Southern N.H.
Matt Kagan, Southern N.H.
Oliver Woodward, Mercyhurst
Dustin McNaughton, Mercyhurst
Danny George, Central Ark.

Individual Records

GOALS, GAME

5—Nimrod Dreyfuss, Adelphi (9) vs. Wis.-Green Bay (1), 1975.

GOALS, TOURNAMENT

6—Nimrod Dreyfuss, Adelphi (0 vs. Bentley, 1 vs. Le Moyne, 0 vs. Seattle Pacific, 5 vs. Wis.-Green Bay), 1975; Andrew Ziemer, Sonoma St. (2 vs. Oakland, 3 vs. Mo.-St. Louis, 1 vs. Cal Poly, 0 vs. Florida Tech), 1991.

GOALS, CAREER

8—Hermann-Josef Engels, Florida Int'l, 1982-83; Peter Hattrup, Seattle Pacific, 1983-85; Andrew Ziemer, Sonoma St., 1990-91; Richard Sharpe, Florida Tech, 1991-92-93.

ASSISTS, GAME

4—Richard Sharpe, Florida Tech (5) vs. Seattle Pacific (5) (4 ot), 1993.

ASSISTS, TOURNAMENT

5—Michael Latty, Alabama A&M (2 vs. Florida Int'l, 1 vs. Loyola [Md.], 2 vs. Eastern Ill., 0 vs. Seattle Pacific), 1978.

ASSISTS, CAREER

7—James Udemba, Alabama A&M, 1977-78; Vadim Tolstolitsky, Seattle Pacific, 1997-98.

POINTS, GAME

10—Nimrod Dreyfuss (5 goals), Adelphi (9) vs. Wis.-Green Bay (1), 1975.



Mike Heffner/NCAA Photos

Sonoma State's Chris Daly beats out two Southern New Hampshire forwards to win the ball during the Division II Championship.

POINTS, TOURNAMENT

14—Nimrod Dreyfuss (6 goals, 2 assists), Adelphi (0-2 vs. Bentley, 1-0 vs. Le Moyne, 0-0 vs. Seattle Pacific, 5-0 vs. Wis.-Green Bay), 1975.

POINTS, CAREER

20—Richard Sharpe, Florida Tech (8 goals, 4 assists), 1991-92-93.

SAVES, GAME

20—Steve Zerhusen, UMBC (1) vs. Florida Int'l (2), 1977; Steve Martin, Cal St. Dom. Hills (0) vs. Mo.-St. Louis (2), 1982.

LOWEST GOALS-AGAINST AVERAGE, TOURNAMENT (Min. 3 Games)

0.00—Sylvester Onwuekwe, Alabama A&M (vs. Florida Int'l, Seattle Pacific and Eastern Ill.), 1979; Tom Graham, Tampa (vs. Rollins, Mo.-St. Louis and Cal St. Los Angeles), 1981.

LOWEST GOALS-AGAINST AVERAGE, CAREER (Min. 5 Games)

0.27—Sylvester Onwuekwe, Alabama A&M, 1977-78-79.

Team Records

GOALS, GAME

10—Florida Int'l vs. Lock Haven (1), 1984.

GOALS, TWO TEAMS, GAME

11—Florida Int'l (10) vs. Lock Haven (1), 1984; East Stroudsburg (6) vs. West Va. Wesleyan (5), 1997.

SHOTS, GAME

46—Loyola (Md.) (1) vs. Rollins (0), 1976.

CORNER KICKS, GAME

19—Seattle Pacific (5) vs. Mo.-St. Louis (2), 1983; Seattle Pacific (0) vs. Florida Int'l (1), 1984.

FOULS, GAME

58—Eastern Ill. (0) vs. Wis.-Green Bay (1) (4 ot), 1977.

GOALS PER GAME, TOURNAMENT (Min. 2 Games)

4.67—Florida Int'l, 3 games, 1984.

LOWEST GOALS-AGAINST AVERAGE, TOURNAMENT (Min. 3 Games)

0.00—Alabama A&M, 3 games, 1979; Tampa, 3 games, 1981.

Division III Men's Championships

2001 Results

FIRST ROUND

- Puget Sound 2, Linfield 0
- Trinity (Tex.) 3, Texas Lutheran 0
- Wis.-Whitewater 2, Marian (Wis.) 0
- Neb. Wesleyan 1, Westminster (Mo.) 0
- Hope 4, Dominican (Ill.) 0
- Concordia (Wis.) 1, St. Norbert 0 (2 ot)
- Otterbein 2, Westminster (Pa.) 0
- Messiah 1, Johns Hopkins 0
- Merchant Marine 2, Johnson & Wales 1
- Babson 3, Medgar Evers 0
- Williams 3, Salve Regina 1
- Ithaca 2, Worcester St. 0

SECOND ROUND

- Redlands 2, Puget Sound 0
- Trinity (Tex.) 4, Colorado Col. 1
- Wis.-Whitewater 3, Luther 2 (2 ot)
- Macalester 1, Neb. Wesleyan 1 (2 ot, pk)
- Hope 2, Wis.-Oshkosh 0
- Wheaton (Ill.) 2, Concordia (Wis.) 0
- Ohio Wesleyan 1, Pitt.-Greensburg 0
- Otterbein 1, Carnegie Mellon 0 (ot)

- Greensboro 1, Roanoke 1 (2 ot, pk)
- Messiah 1, Salisbury 0
- Merchant Marine 1, Rowan 0
- Drew 2, Babson 0
- Arcadia 1, Keene St. 0
- Williams 4, Richard Stockton 1
- St. Lawrence 2, Ithaca 1
- Amherst 1, Cortland St. 0

THIRD ROUND

- Trinity (Tex.) 2, Redlands 0
- Macalester 1, Wis.-Whitewater 1 (2 ot, pk)
- Wheaton (Ill.) 0, Hope 0 (2 ot, pk)
- Otterbein 1, Ohio Wesleyan 1 (2 ot, pk)
- Messiah 2, Greensboro 1 (ot)
- Drew 2, Merchant Marine 0
- Arcadia 0, Williams 0 (2 ot, pk)
- St. Lawrence 1, Amherst 0

QUARTERFINALS

- Trinity (Tex.) 1, Macalester 0
- Otterbein 2, Wheaton (Ill.) 1 (ot)
- Messiah 3, Drew 2 (ot)
- St. Lawrence 2, Arcadia 0

SEMIFINALS

- NOVEMBER 29**
Otterbein 3, Trinity (Tex.) 2
 Trinity (Tex.)..... 1 1—2
 Otterbein 1 2—3
 First half: T—Josh Card (Alex Woods), 14:42; O—Jesse Rose (Angelo Manzo), 34:37.

Second half: O—Manzo (Mike Lochner), 52:14; T—Mike Marino (Woods), 65:59; O—Adam Rothermel (Manzo), 80:08.
 Shots: Trinity (Tex.) 17, Otterbein 10. Goalkeeper saves: T—Josh Rosenblum 3; O—Jeff Rust 7. Corner kicks: Trinity (Tex.) 11, Otterbein 3. Fouls: Trinity (Tex.) 15, Otterbein 10. Attendance: 693.

NOVEMBER 29

Messiah 3, St. Lawrence 0
 St. Lawrence 0 0—0
 Messiah 0 3—3
 Second half: M—Haden Woodworth (Troy Sauer), 64:54; M—Matt Bills (penalty kick), 79:03; M—Matt Snavelly, 81:50.
 Shots: St. Lawrence 8, Messiah 17. Goalkeeper saves: SL—Dustin Crooker 4; M—Dave Casper 3. Corner kicks: St. Lawrence 2, Messiah 9. Fouls: St. Lawrence 19, Messiah 17. Attendance: 772.

CHAMPIONSHIP

NOVEMBER 30
Messiah 1, Otterbein 0
 Otterbein 0 0—0
 Messiah 1 0—1
 First half: M—Troy Sauer, 18:00.
 Shots: Otterbein 6, Messiah 18. Goalkeeper saves: O—Jeff Rust 3; M—Dave Casper 1. Corner kicks: Otterbein 3, Messiah 5. Fouls: Otterbein 12, Messiah 14. Attendance: 456.

History

Team Results

Year	Champion (Record)	Coach	Score	Runner-Up	Host or Site	Championship Game Attendance	Championship Total Attendance
1974	Brockport St. (12-2-2)	Walt Kopczuk	3-1	Swarthmore	Wheaton (Ill.)	100	—
1975	Babson (17-0-1)	Bob Hartwell	1-0	Brockport St.	Brockport St.	1,700	7,112
1976	Brandeis (15-2)	Mike Coven	2-1 (2 ot)	Brockport St.	Elizabethtown	2,000	6,286
1977	Lock Haven (14-4)	Michael Parker	1-0	Cortland St.	Babson	500	8,682
1978	Lock Haven (18-2)	Michael Parker	3-0	Washington (Mo.)	Babson	800	9,357
1979	Babson (13-2-4)	Bill Rogers	2-1	Rowan	Col. of New Jersey	1,500	8,092
1980	Babson (16-3-1)	Bill Rogers	1-0 (ot)	Scranton	Babson	3,000	11,917
1981	Rowan (19-1-2)	Dan Gilmore	2-1 (4 ot)	Scranton	Elizabethtown	1,100	8,970

Year	Champion (Record)	Coach	Score	Runner-Up	Host or Site	Championship Game Attendance	Championship Total Attendance
1982	UNC Greensboro (19-3)	Mike Berticelli	2-1	Bethany (W.Va.)	UNC Greensboro	1,200	10,916
1983	UNC Greensboro (23-1-1)	Mike Berticelli	3-2	Claremont-MS	UNC Greensboro	1,500	14,326
1984	Wheaton (Ill.) (21-1-2)	Joe Bean	2-1 (3 ot)	Brandeis	Wheaton (Ill.)	3,000	15,687
1985	UNC Greensboro (20-5)	Michael Parker	5-0	Washington (Mo.)	Washington (Mo.)	2,688	16,802
1986	UNC Greensboro (18-5)	Michael Parker	2-0	UC San Diego	UNC Greensboro	3,942	14,095
1987	UNC Greensboro (17-7-1)	Michael Parker	6-1	Washington (Mo.)	UNC Greensboro	2,500	15,785
1988	UC San Diego (23-0-2)	Derek Armstrong	3-0	Rochester Inst.	Rochester Inst.	1,207	9,468
1989	Elizabethtown (23-2)	Skip Roderick	2-0	Greensboro	Elizabethtown	2,288	11,063
1990	Rowan (20-3-2)	Dan Gilmore	2-1 (4 ot, pk)	Ohio Wesleyan	Ohio Wesleyan	2,100	13,820
1991	UC San Diego (18-4-1)	Derek Armstrong	1-0	Col. of New Jersey	UC San Diego	1,550	13,080
1992	Kean (18-6-1)	Tony Ochrimenko	3-1	Ohio Wesleyan	Kean	1,100	12,951
1993	UC San Diego (20-2-2)	Derek Armstrong	1-0	Williams	Williams	1,797	14,787
1994	Bethany (W.Va.) (15-5-4)	John Cunningham	1-0 (2 ot)	Johns Hopkins	Col. of New Jersey	747	16,614
1995	Williams (17-0-2)	Mike Russo	2-1	Methodist	Williams	1,951	23,217
1996	Col. of New Jersey (17-5-1)	George Nazario	2-1 (4 ot)	Kenyon	Kenyon	1,124	16,838
1997	Wheaton (Ill.) (24-0-1)	Joe Bean	3-0	Col. of New Jersey	Mary Washington	540	14,060
1998	Ohio Wesleyan (18-6)	Jay Martin	2-1 (2 ot)	Greensboro	Ohio Wesleyan	1,357	16,572
1999	St. Lawrence (22)	Bob Durocher	2-0	Wheaton (Ill.)	Wheaton (Ill.)	2,398	23,786
2000	Messiah (22-2-1)	Dave Brandt	2-0	Rowan	Rowan	1,525	15,370
2001	Richard Stockton (25-1-1)	Jeff Haines	3-2	Redlands	Messiah	2,644	18,902
2002	Messiah (23-2-1)	Dave Brandt	1-0	Otterbein	St. Lawrence	456	—

Tournament Scoring Leaders

Year	Player, School	G	A	P
1974	Nelson Cupello, Brockport St.	5	0	10
	McWilling Todman, Swarthmore	5	0	10
1975	Joseph Olivere, Babson	4	0	8
1976	Cleveland Lewis, Brandeis	6	0	12
1977	Dan Taber, Lock Haven	5	2	12
1978	Tim Gargan, Lock Haven	4	0	8
1979	Scott Salisbury, Rowan	3	1	7
1980	Cedric DeSilva, Scranton	6	2	14
1981	Cedric DeSilva, Scranton	3	2	8
	Carlos Loureiro, Scranton	4	0	8
	Dave Wright, Cortland St.	3	2	8
1982	Mike Sweeney, UNC Greensboro	5	2	12
1983	Steve Clark, Plymouth St.	4	1	9
	Eric Themm, Claremont-MS	4	1	9
1984	Kevin McCarthy, Rochester Inst.	4	3	11
1985	Andrew Mehalko, UNC Greensboro	6	3	15
1986	Carl Fleming, UNC Greensboro	2	3	7
1987	Jason Haupt, UNC Greensboro	3	3	9
	Willie Lopez, UNC Greensboro	4	1	9
1988	Scott Rommel, UC San Diego	6	2	14
1989	Mark Pratzner, Elizabethtown	3	2	8
1990	Matt Schrader, Ohio Wesleyan	4	0	8
	Mike Donovan, Kenyon	4	0	8
1991	Mike Edwards, Col. of New Jersey	5	0	10
1992	Pascal Clerigo, Kean	5	3	13
1993	Mark Phillips, Kenyon	3	2	8
1994	Jared Lawrence, Johns Hopkins	4	0	8
1995	Brad Murray, Williams	8	0	16
1996	Jamion Berry, Kenyon	5	1	11
1997	Rob Mouw, Wheaton (Ill.)	5	4	14
1998	Richard Ronemus, Greensboro	3	2	8
1999	Rob Mouw, Wheaton (Ill.)	4	1	9
2000	Hayden Woodworth, Messiah	5	1	11
2001	Duncan Edwards, Greensboro	5	1	11
2002	Josh Card, Trinity (Tex.)	4	1	9

All-Tournament Teams

MOP—Most Outstanding Player.

1975

Wilfrid Thibodeau, Babson (MOP offensive)
Jimmy Powers, Babson (MOP defensive)

1976

Cleveland Lewis, Brandeis (MOP offensive)
Arn Armstrong, Brockport St. (MOP defensive)

Individual Records

GOALS, GAME

4—Mike Donovan, Kenyon (7) vs. Wooster (4) (ot), 1990; Duncan Edwards, Greensboro (6) vs. Hardin-Simmons (1), 2001.

GOALS, TOURNAMENT

8—Brad Murray, Williams (2 vs. Plymouth St., 1 vs. Amherst, 3 vs. Col. of New Jersey, 1 vs. Muhlenberg, 1 vs. Methodist), 1995.

GOALS, CAREER

12—Brad Murray, Williams, 1993-95-96.

ASSISTS, GAME

4—Troy Edwards, Wheaton (Ill.) (4) vs. Benedictine (Ill.) (1), 1993.

ASSISTS, TOURNAMENT

5—Robert Muller, Brandeis (1 vs. Mass.-Dartmouth, 3 vs. Worcester Tech, 1 vs. Elizabethtown, 0 vs. Brockport St.), 1976; Thien Nguyen, UC San Diego (1 vs. Macalester, 2 vs. Cal St. Stanislaus, 1 vs. Emory, 1 vs. Rochester Inst.), 1988; Scott Randall, Rochester Inst. (1 vs. Hobart, 2 vs. Plattsburgh St., 2 vs. Western Conn. St.), 1992; Jamal Ballantyne, St. Lawrence (1 vs. Norwich, 1 vs. Plattsburgh St., 1 vs. Messiah, 1 vs. Alma, 1 vs. Wheaton (Ill.)), 1999.

ASSISTS, CAREER

8—Tony O'Connor, Rowan, 1978-79-80-81.

POINTS, GAME

9—Duncan Edwards, (4 goals, 1 assist), Greensboro (6) vs. Hardin-Simmons (1), 2001.

POINTS, TOURNAMENT

16—Brad Murray (8 goals, 0 assists), Williams (2-0 vs. Plymouth St., 1-0 vs. Amherst, 3-0 vs. Col. of New Jersey, 1-0 vs. Muhlenberg, 1-0 vs. Methodist), 1995.

POINTS, CAREER

27—Andrew Mehalko (10 goals, 7 assists), UNC Greensboro, 1983-84-85-86.

SAVES, GAME

23—Brad Sayer, St. Lawrence (1) vs. Clarkson (0) (2 ot), 1998.

LOWEST GOALS-AGAINST AVERAGE, TOURNAMENT (Min. 3 Games)

0.00—Marcus Voss vs. Dominican (Ill.), Wis.-Oshkosh, Wheaton (Ill.), 2002.

LOWEST GOALS-AGAINST AVERAGE, CAREER (Min. 5 Games)

0.20—Peter Biggs, Babson, 1977-78; Chris Daubenmire, Babson, 1977-79.

Team Records

GOALS, GAME

10—Westfield St. vs. Coast Guard (1), 1974.

GOALS, TWO TEAMS, GAME

11—Westfield St. (10) vs. Coast Guard (1), 1974; Brandeis (6) vs. Worcester Tech (5) (ot), 1976; Kenyon (7) vs. Wooster (4) (ot), 1990; Johns Hopkins (6) vs. Bethany (W.Va.) (5), 1998.

SHOTS, GAME

45—Brockport St. (3) vs. Swarthmore (2), 1974.

CORNER KICKS, GAME

16—UNC Greensboro (3) vs. Johns Hopkins (0), 1986; Ithaca (4) vs. Fredonia St. (1), 1995; Trinity (Tex.) (1) vs. Alma (2), 1999; Richard Stockton (1) vs. Williams (4), 2002.

FOULS, GAME

73—Babson (0) vs. Cortland St. (1) (4 ot), 1977.

GOALS PER GAME, TOURNAMENT (Min. 2 Games)

4.00—Westfield St., 4 games, 1974.

LOWEST GOALS-AGAINST AVERAGE, TOURNAMENT (Min. 3 Games)

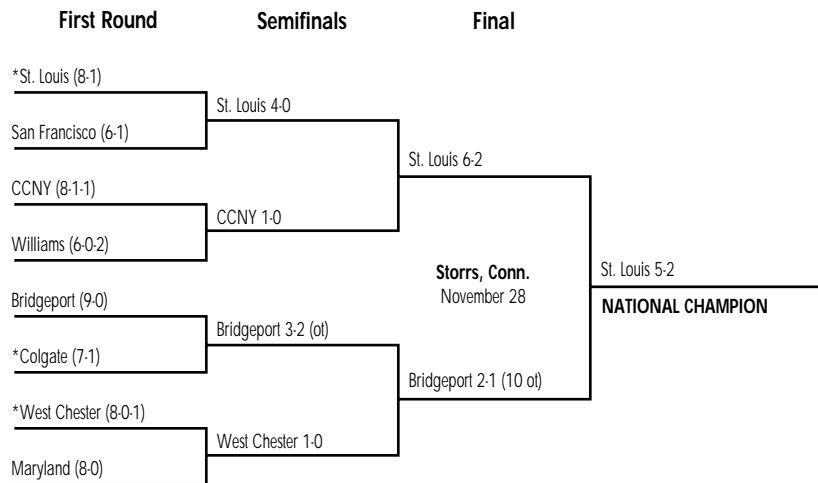
0.00—Hope, 3 games, 2002.

Men's Championship Brackets

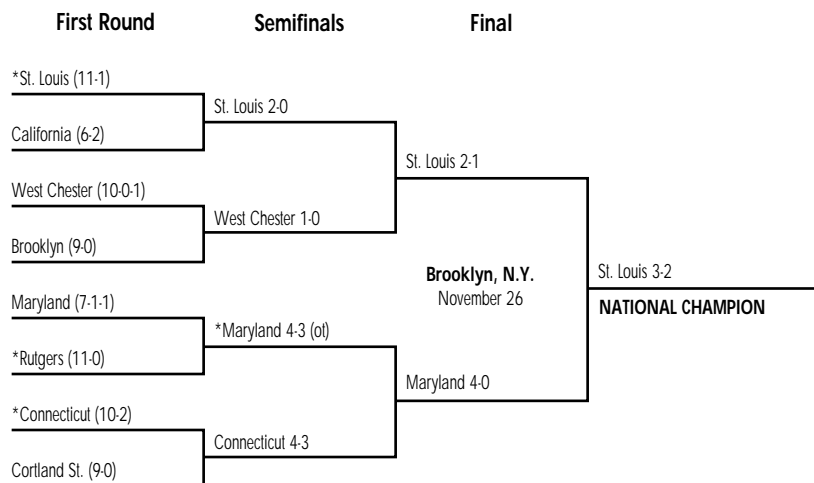
Division I Brackets	94
Division II Brackets.....	135
Division III Brackets.....	166



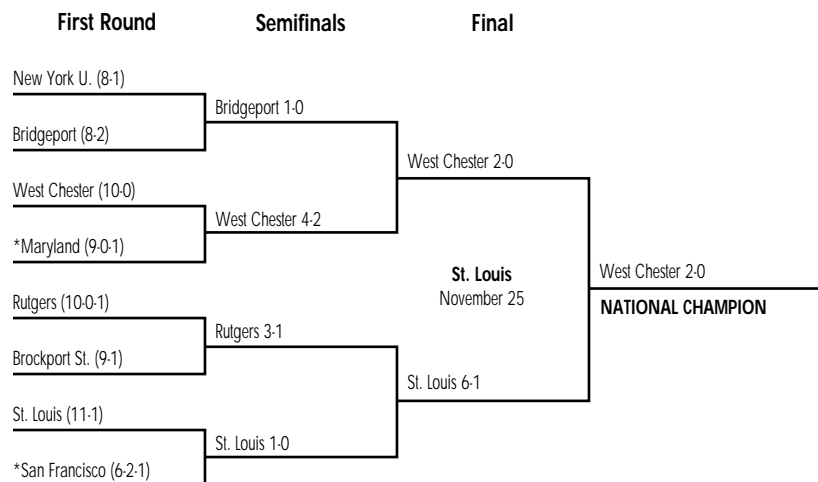
1959 Division I Men's Championship Bracket



1960 Division I Men's Championship Bracket

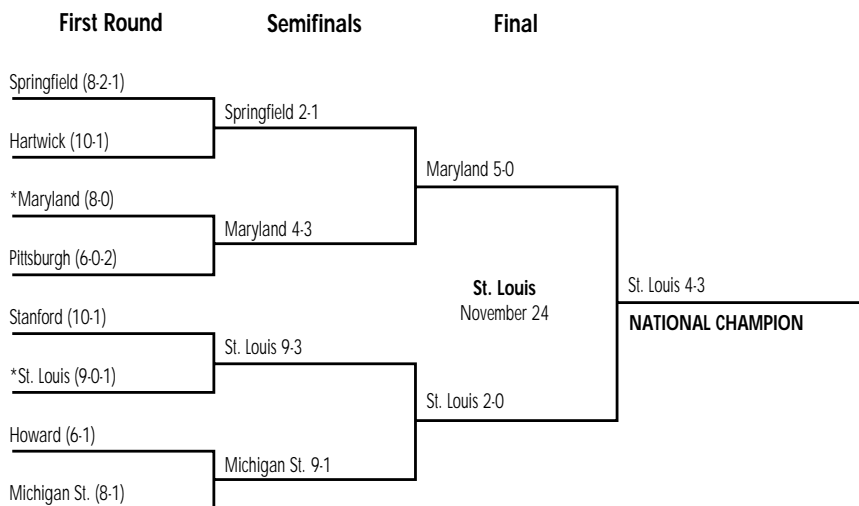


1961 Division I Men's Championship Bracket

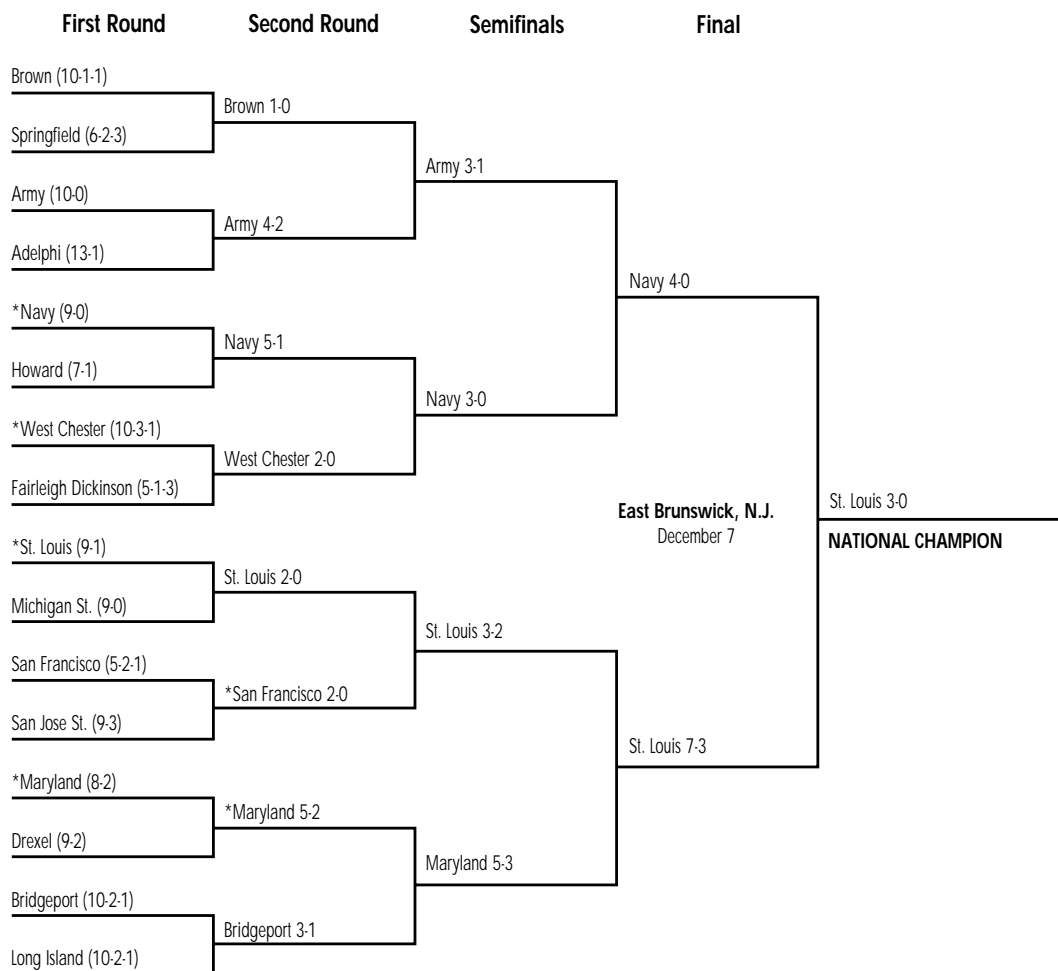


*Host institution.

1962 Division I Men's Championship Bracket



1963 Division I Men's Championship Bracket



*Host institution.

1964 Division I Men's Championship Bracket



*Host insitution.

1965 Division I Men's Championship Bracket



*Host institution.

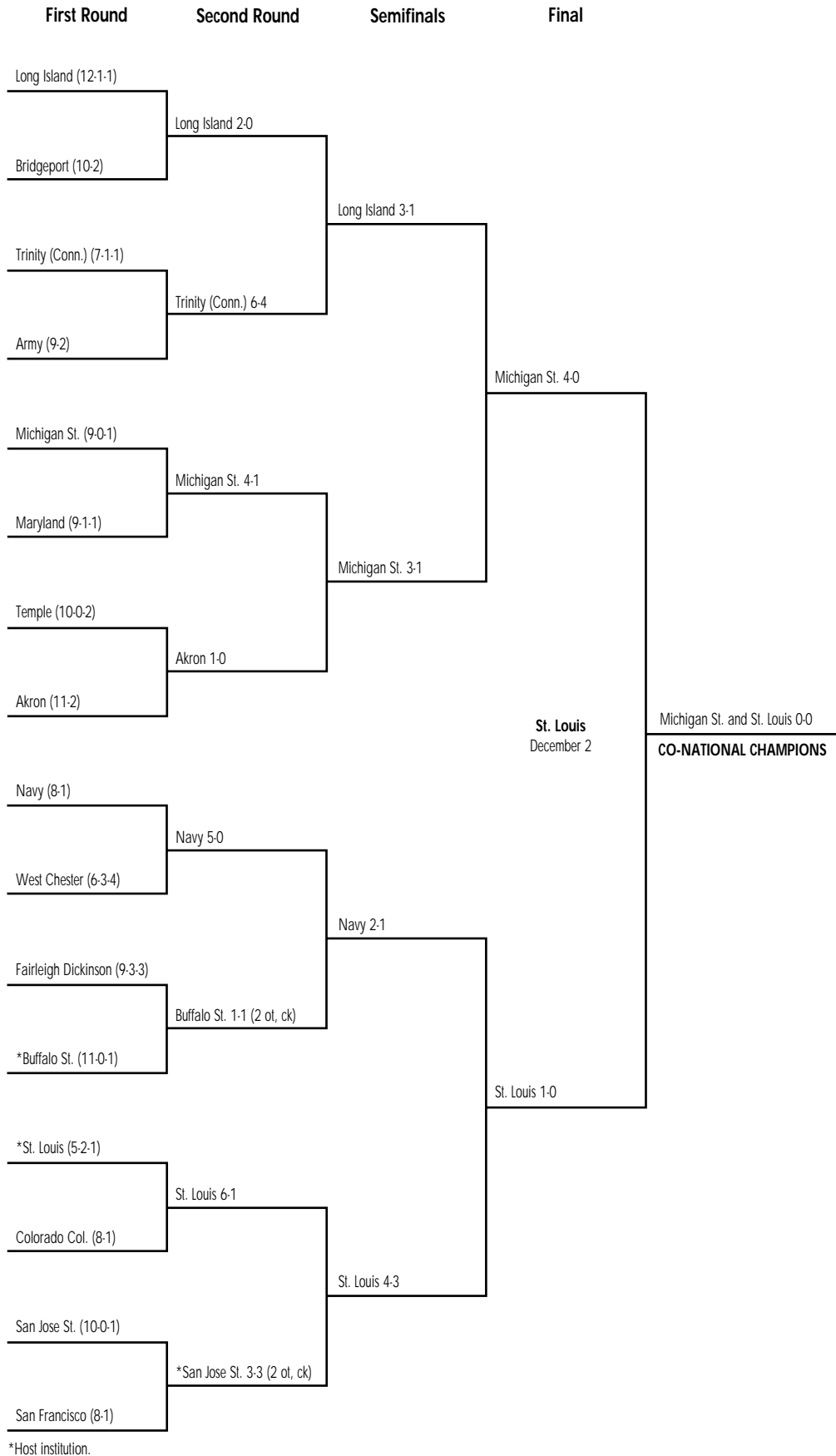
MEN'S BRACKETS

1966 Division I Men's Championship Bracket



*Host institution.


1967 Division I Men's Championship Bracket



MEN'S BRACKETS

*Host institution.

1968 Division I Men's Championship Bracket




1969 Division I Men's Championship Bracket



MEN'S BRACKETS

1970 Division I Men's Championship Bracket



*Host institution.
#Howard's participation in the 1970 tournament was vacated.

1971 Division I Men's Championship Bracket



*Host institution.
 #Howard's participation in the 1971 tournament was vacated.

MEN'S BRACKETS


1972 Division I Men's Championship Bracket




*Host institution.

Miami
December 29
NATIONAL CHAMPION

1973 Division I Men's Championship Bracket



*Host institution.




1974 Division I Men's Championship Bracket



*Host institution.


1975 Division I Men's Championship Bracket

MEN'S BRACKETS




*Host institution.

1976 Division I Men's Championship Bracket



*Host institution.

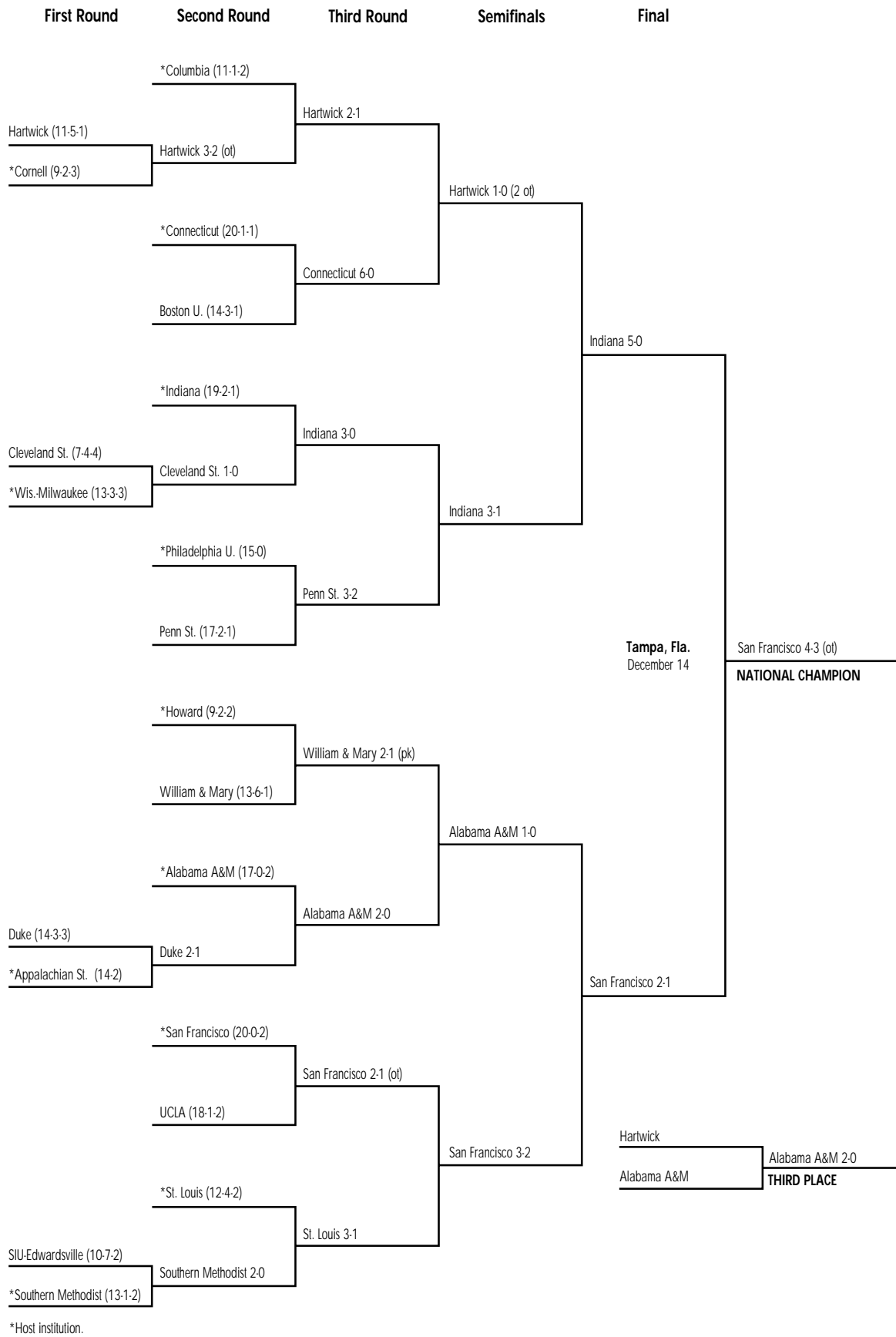
1977 Division I Men's Championship Bracket



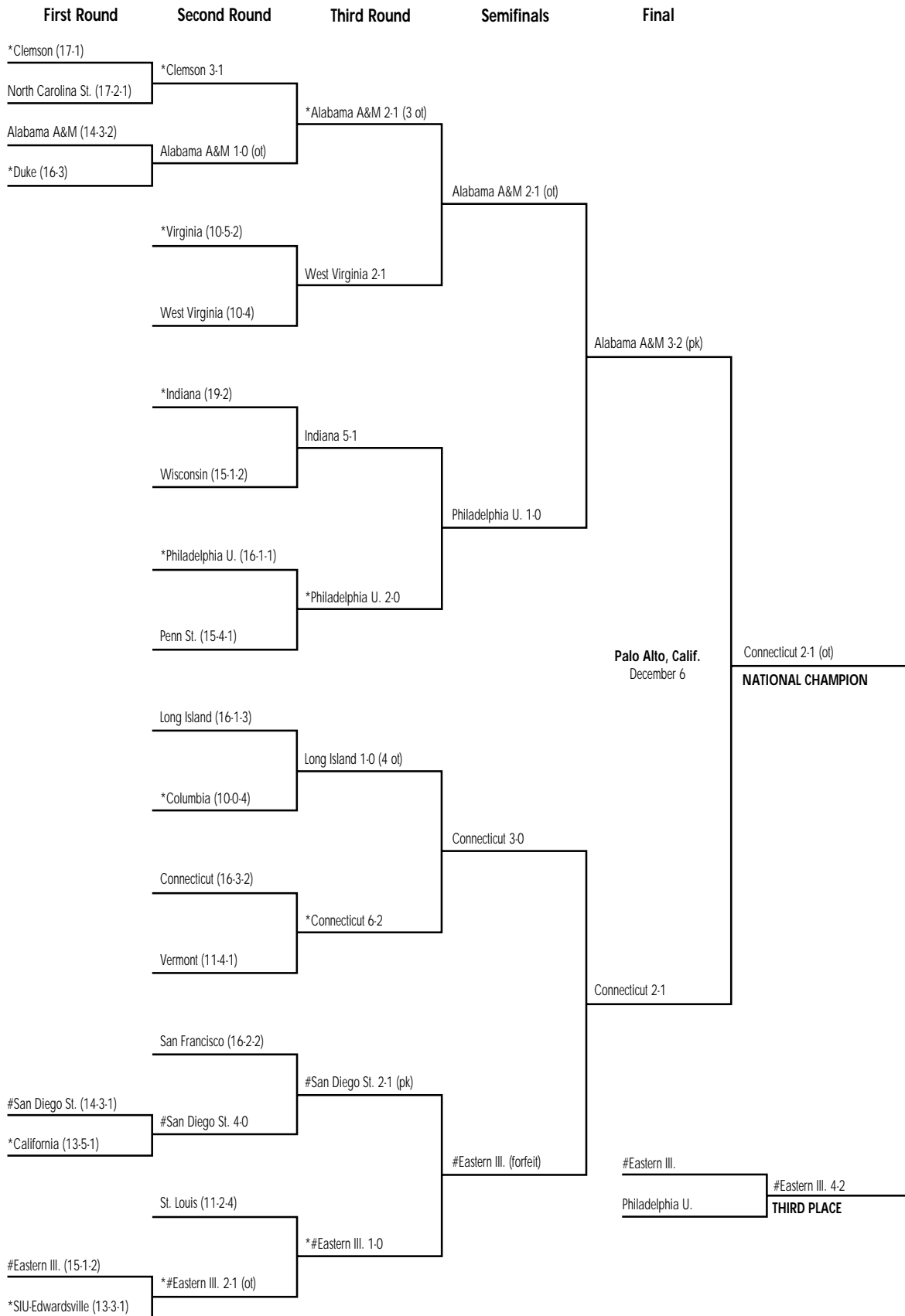
*Host institution.

MEN'S BRACKETS

1980 Division I Men's Championship Bracket




1981 Division I Men's Championship Bracket



*Host institution.
 #San Diego St.'s and Eastern Ill.'s participation in the 1981 tournament was vacated.


MEN'S BRACKETS

1982 Division I Men's Championship Bracket



*Host institution.


1983 Division I Men's Championship Bracket



*Host institution.

MEN'S BRACKETS

1984 Division I Men's Championship Bracket



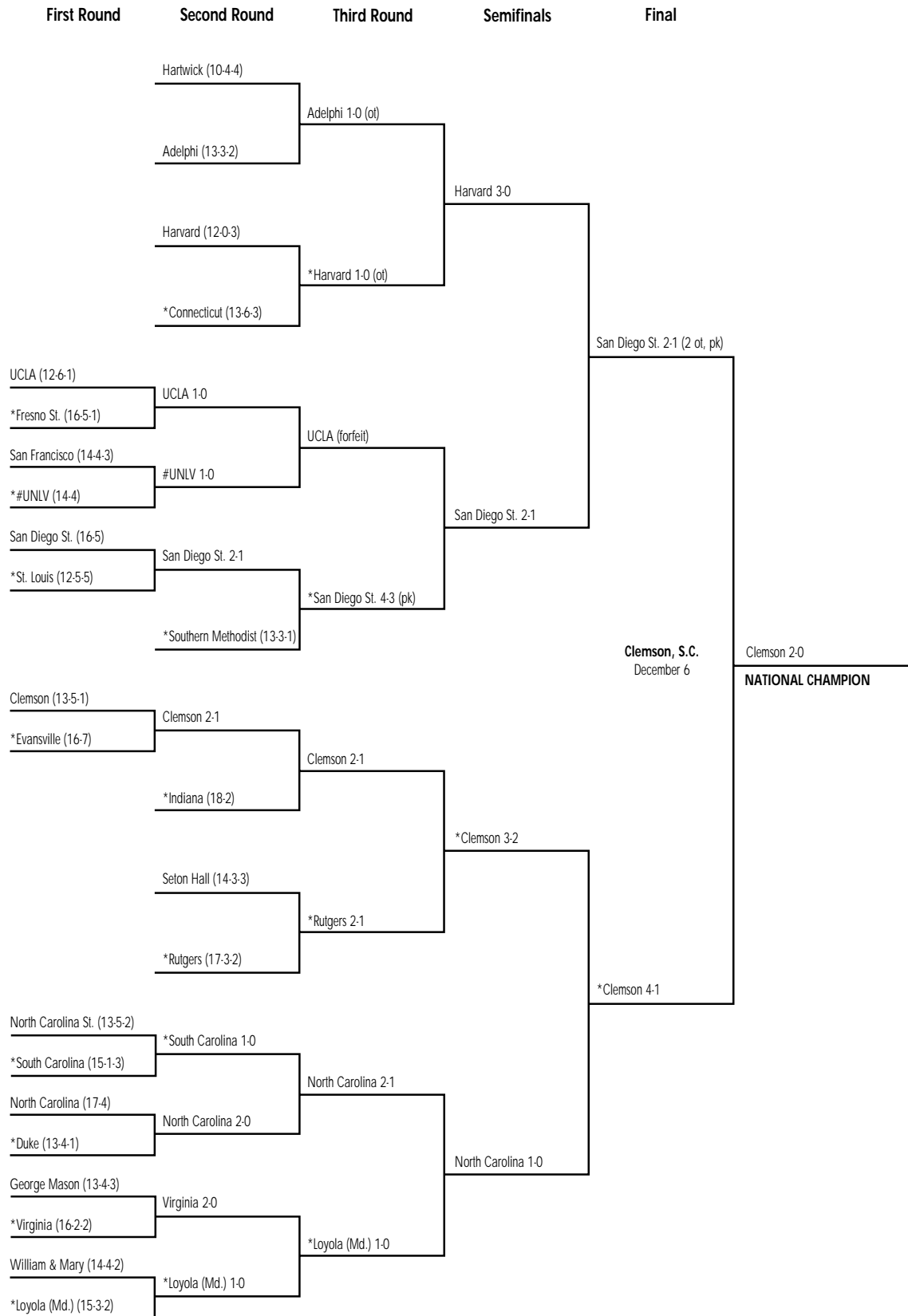
*Host institution.

1986 Division I Men's Championship Bracket



*Host institution.


1987 Division I Men's Championship Bracket



*Host institution.
#UNLV's participation in the 1987 tournament was vacated.



1988 Division I Men's Championship Bracket




1989 Division I Men's Championship Bracket



*Host institution.

1990 Division I Men's Championship Bracket




1991 Division I Men's Championship Bracket




MEN'S BRACKETS

1992 Division I Men's Championship Bracket



*Host institution.


1993 Division I Men's Championship Bracket



*Host institution.

MEN'S BRACKETS

1994 Division I Men's Championship Bracket



1995 Division I Men's Championship Bracket



*Host institution.


1996 Division I Men's Championship Bracket



- Seeds**
1. Washington
 2. Florida Int'l
 3. UNC Greensboro
 4. William & Mary

*Host institution.

1998 Division I Men's Championship Bracket



- Seeds**
1. Clemson
 2. Virginia
 3. Duke
 4. Washington
 5. St. John's (N.Y.)
 6. UCLA
 7. Cal St. Fullerton
 8. Indiana

*Host institution.

1999 Division I Men's Championship Bracket



*Host institution.

MEN'S BRACKETS


2000 Division I Men's Championship Bracket



- Seeds**
1. North Carolina
 2. Clemson
 3. Stanford
 4. San Diego
 5. Virginia
 6. Southern Methodist
 7. South Carolina
 8. San Jose St.

*Host institution.

2002 Division I Men's Championship Bracket



*Host Institution

Seeds:

1. Wake Forest
2. Maryland
3. UCLA
4. St. John's (N.Y.)
5. Boston College
6. Virginia
7. Connecticut
8. Va. Commonwealth

1972 Division II Men's Championship Bracket



MEN'S BRACKETS

1973 Division II Men's Championship Bracket



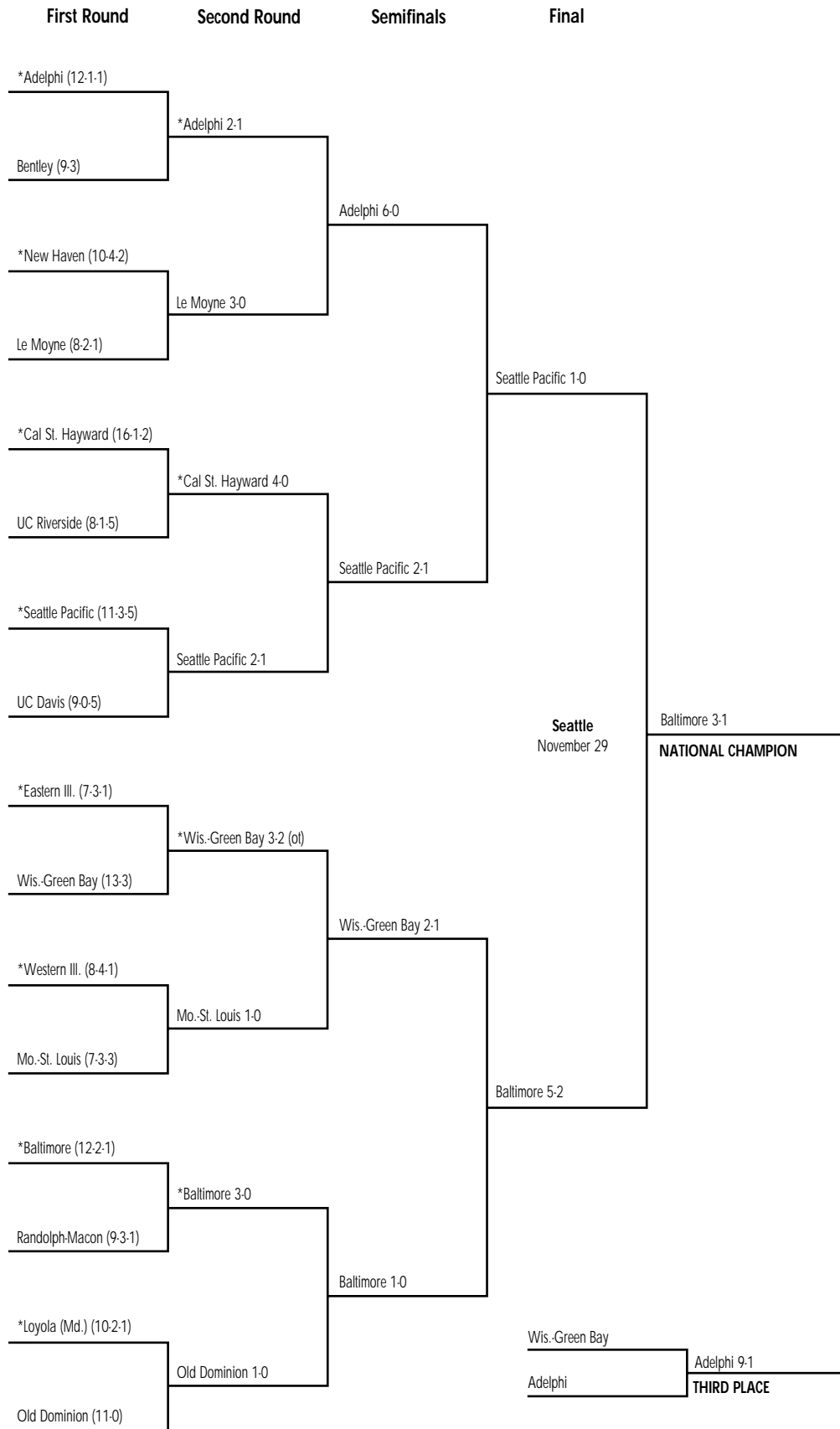
#Binghamton's participation in the 1973 tournament was vacated.

1974 Division II Men's Championship Bracket



MEN'S BRACKETS

1975 Division II Men's Championship Bracket



*Host institution.

1976 Division II Men's Championship Bracket

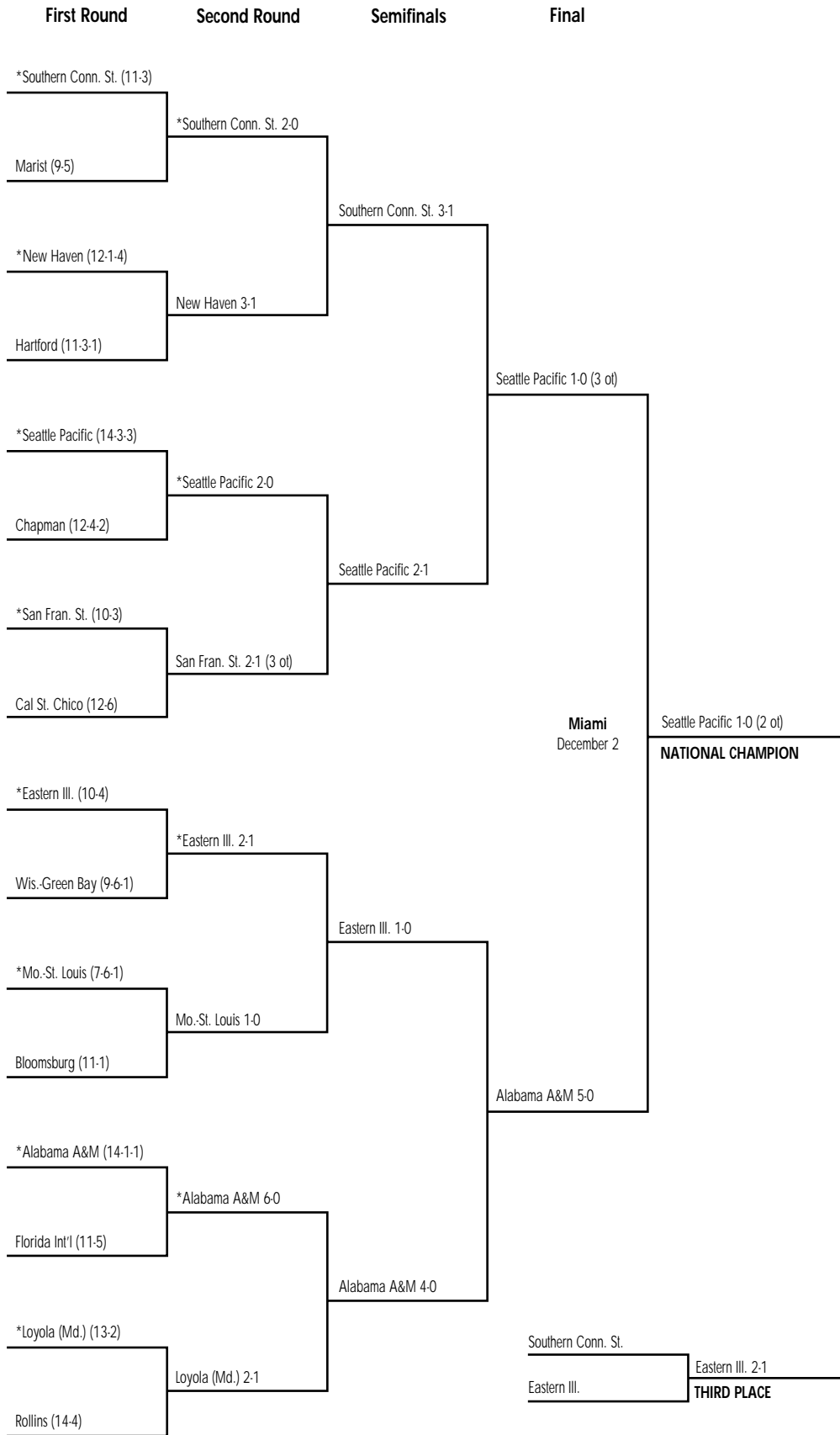


MEN'S BRACKETS

1977 Division II Men's Championship Bracket



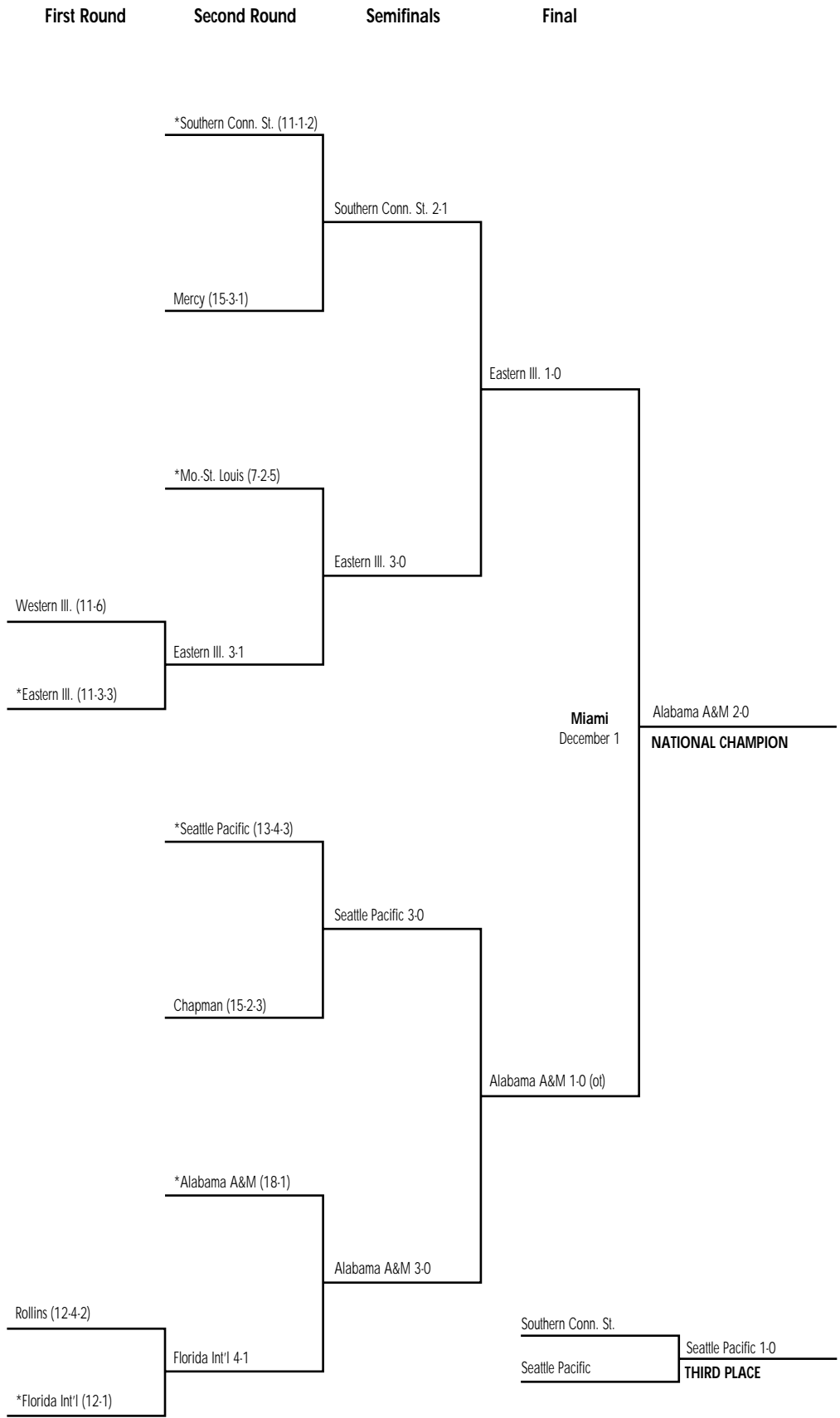
1978 Division II Men's Championship Bracket



*Host institution.

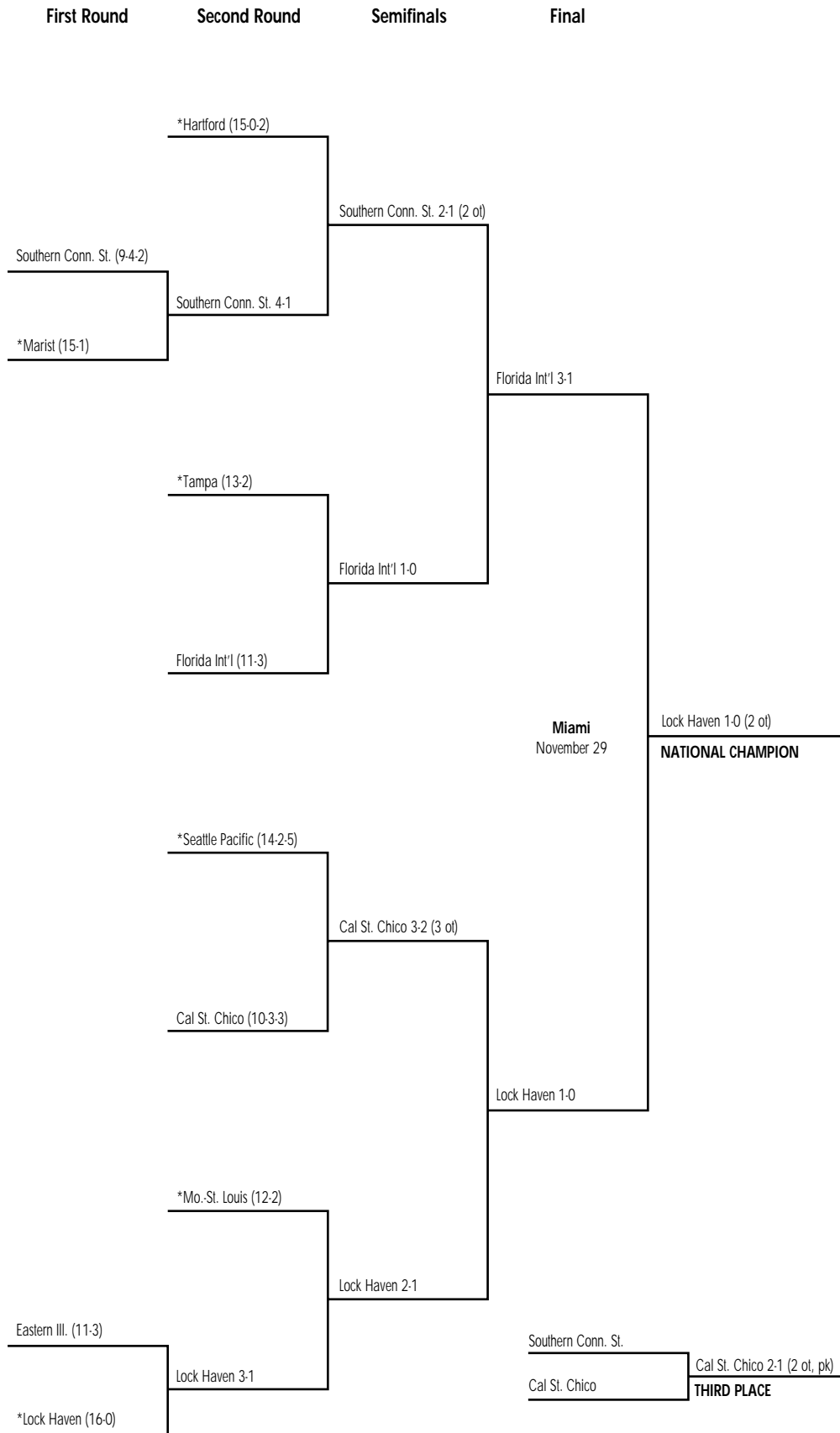
MEN'S BRACKETS

1979 Division II Men's Championship Bracket



*Host institution.

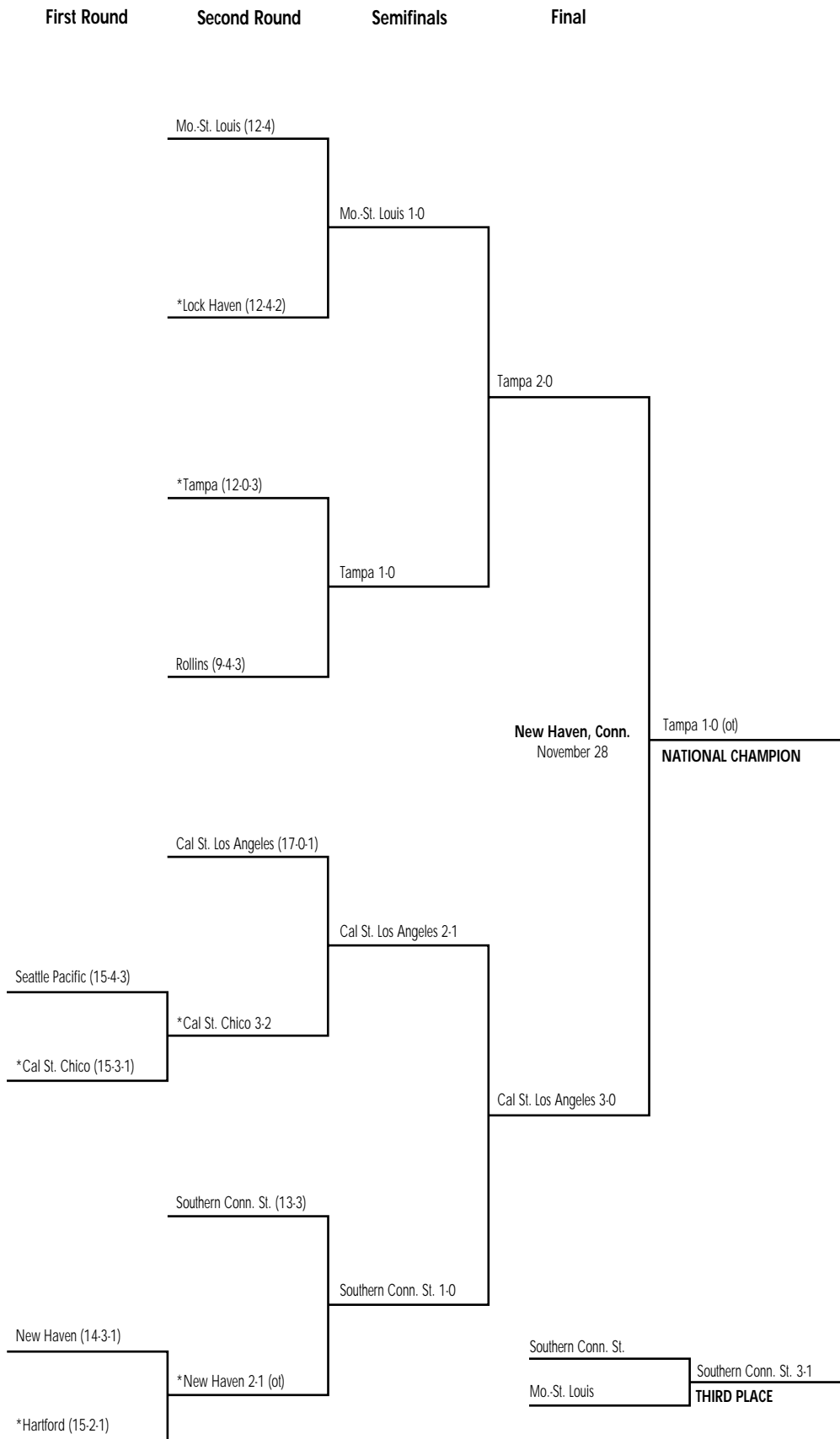
1980 Division II Men's Championship Bracket



*Host institution.

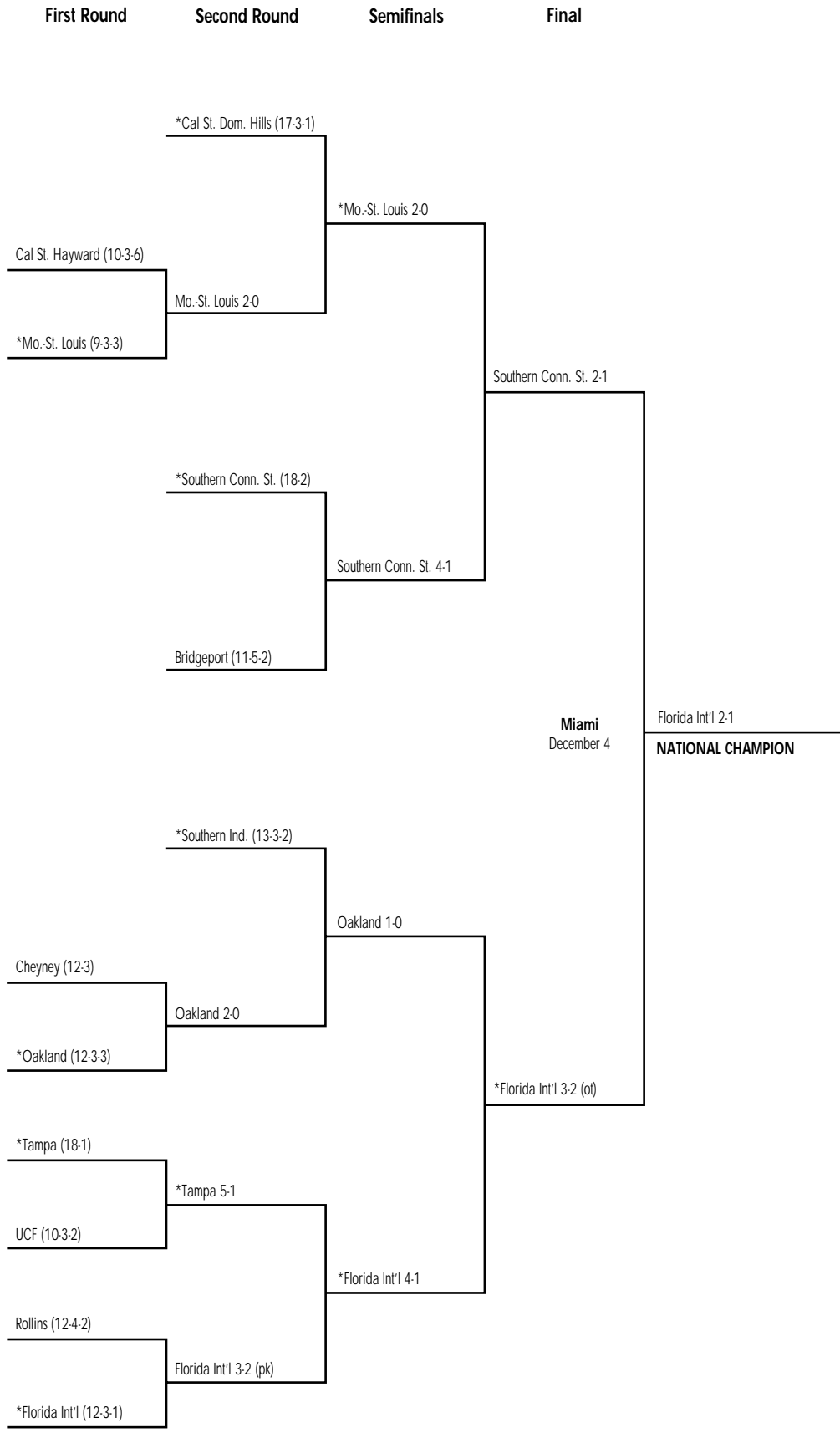
MEN'S BRACKETS

1981 Division II Men's Championship Bracket



*Host institution.

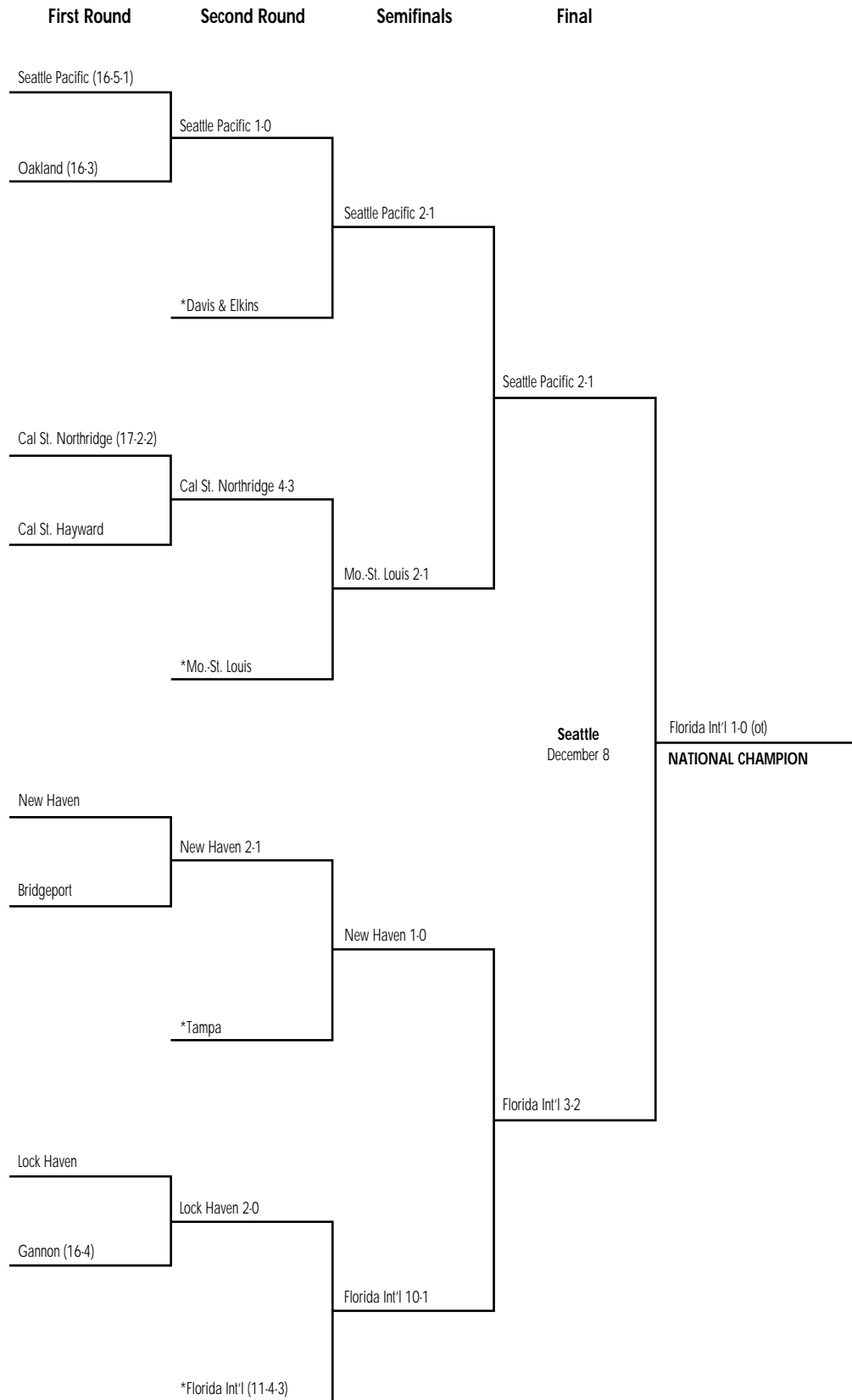
1982 Division II Men's Championship Bracket



*Host institution.

MEN'S BRACKETS

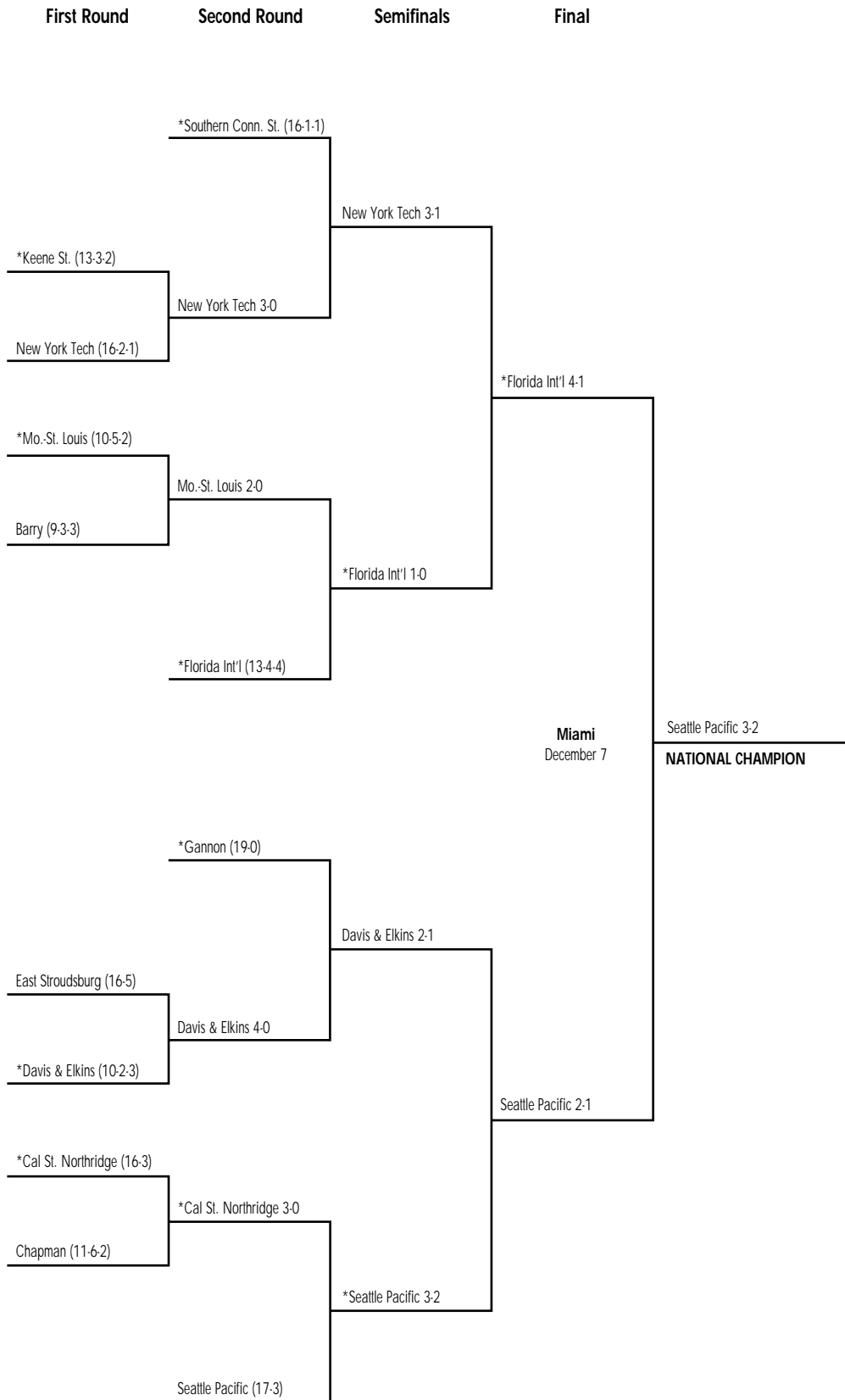
1984 Division II Men's Championship Bracket



*Host institution.

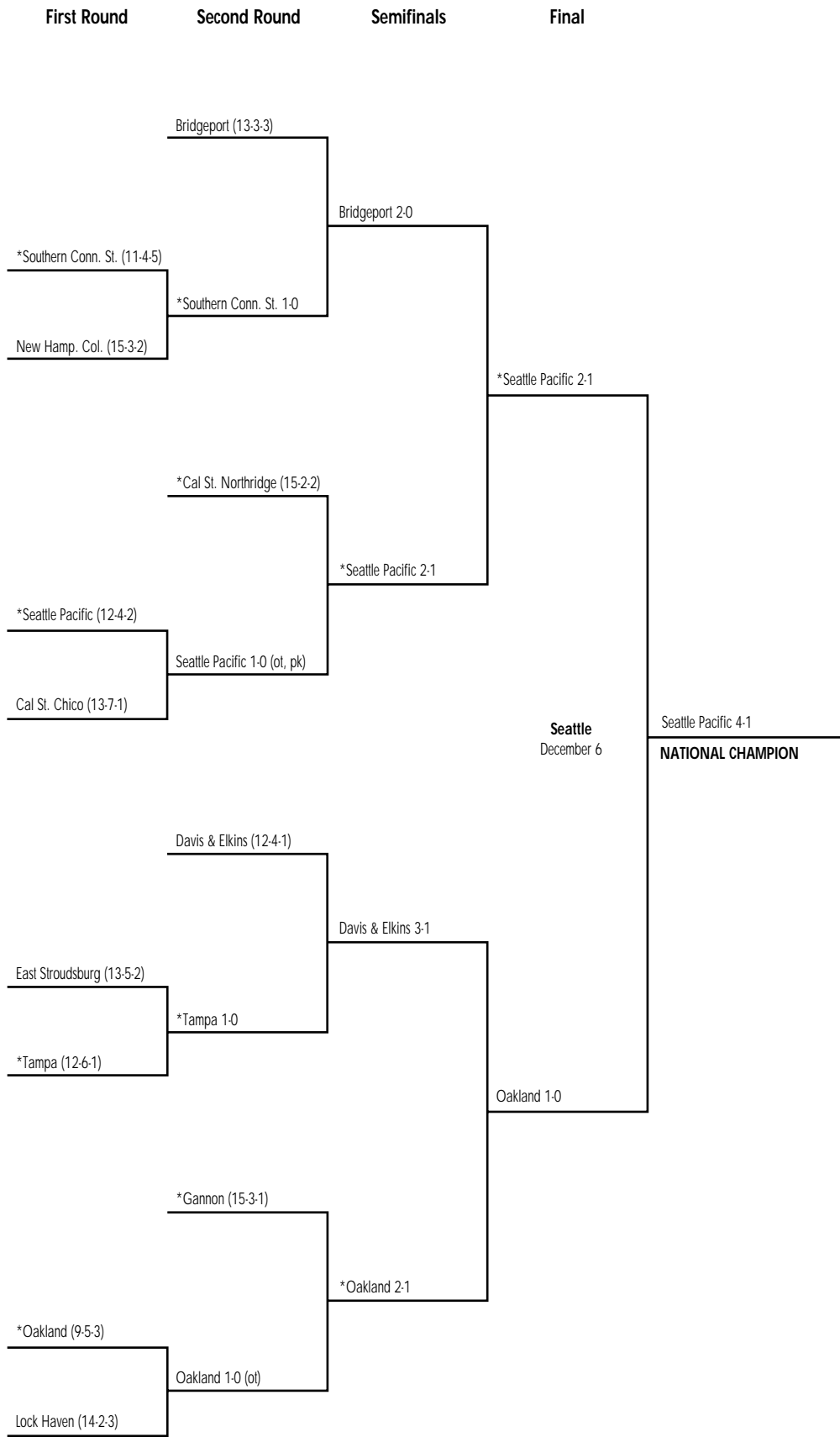
MEN'S BRACKETS

1985 Division II Men's Championship Bracket



*Host institution.

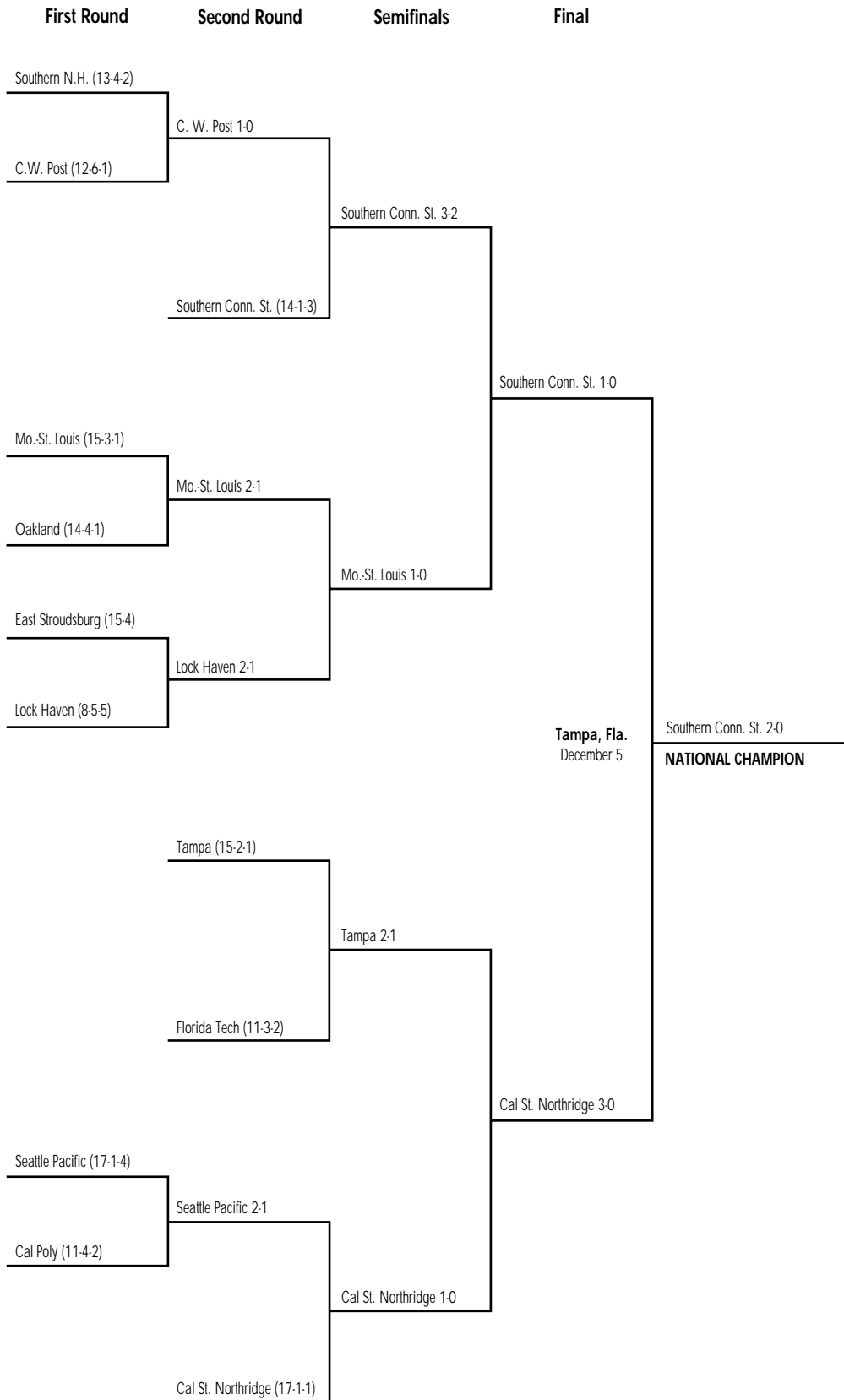
1986 Division II Men's Championship Bracket



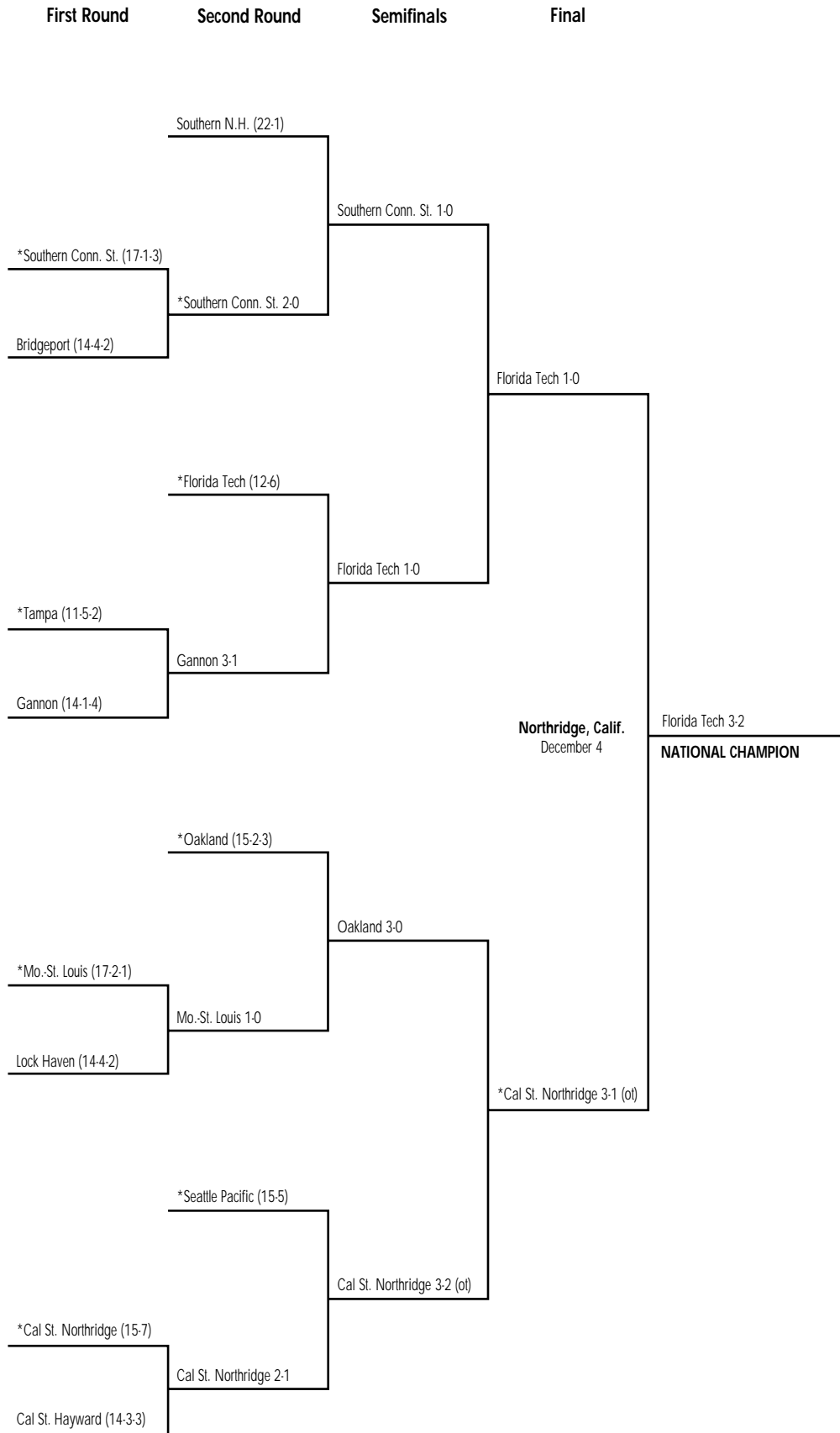
*Host institution.

MEN'S BRACKETS

1987 Division II Men's Championship Bracket



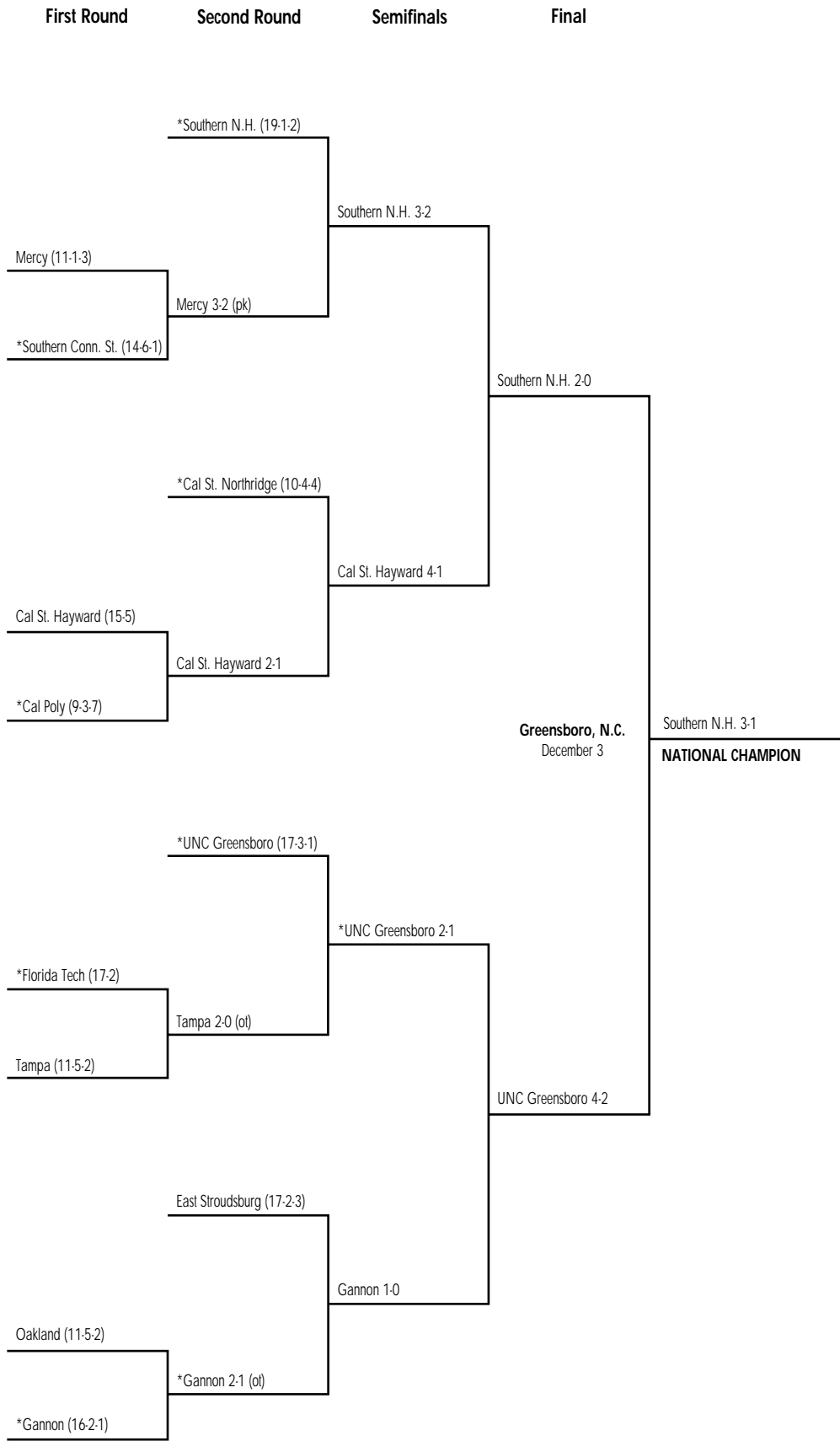
1988 Division II Men's Championship Bracket



*Host institution.

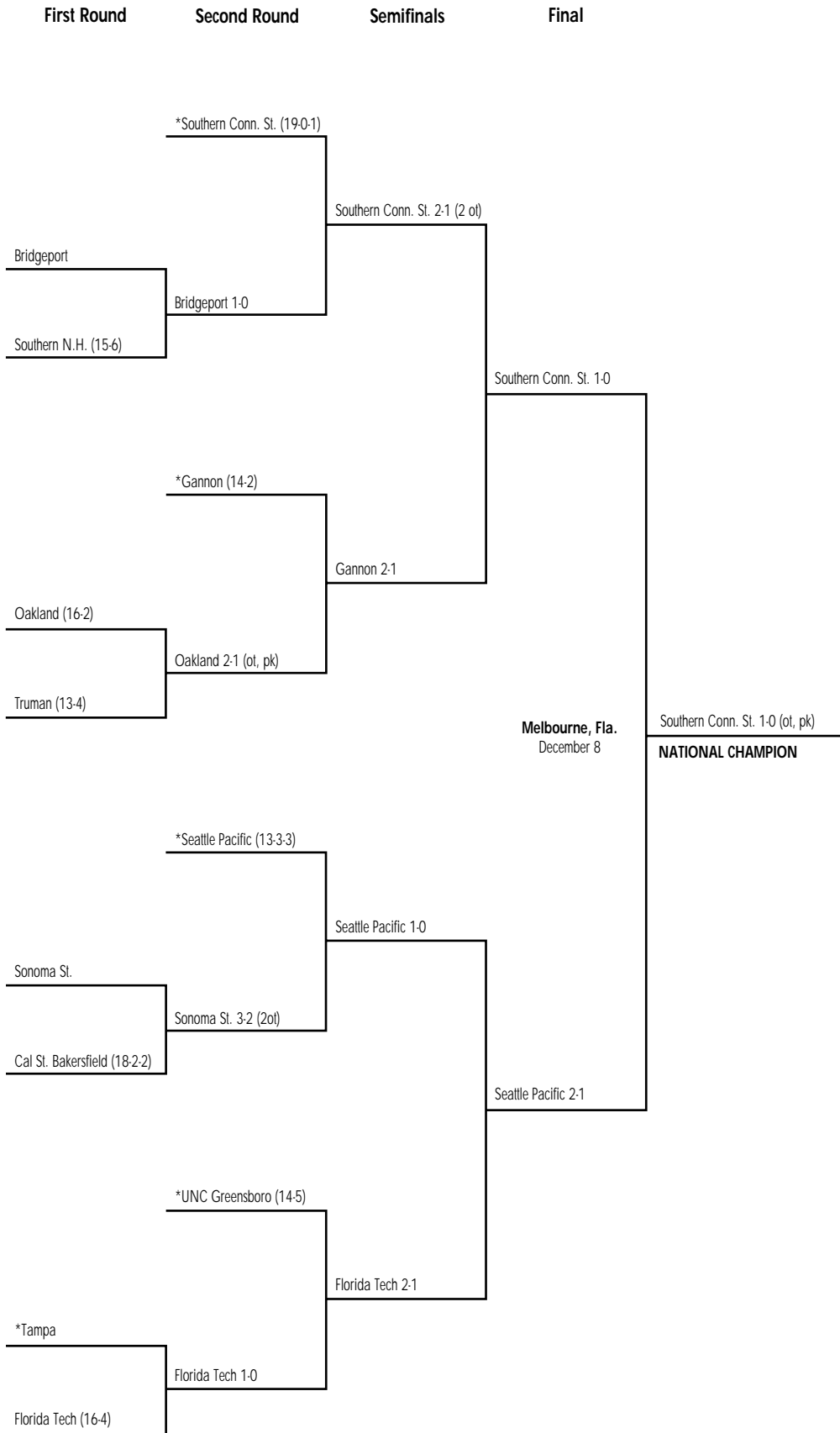
MEN'S BRACKETS

1989 Division II Men's Championship Bracket



*Host institution.

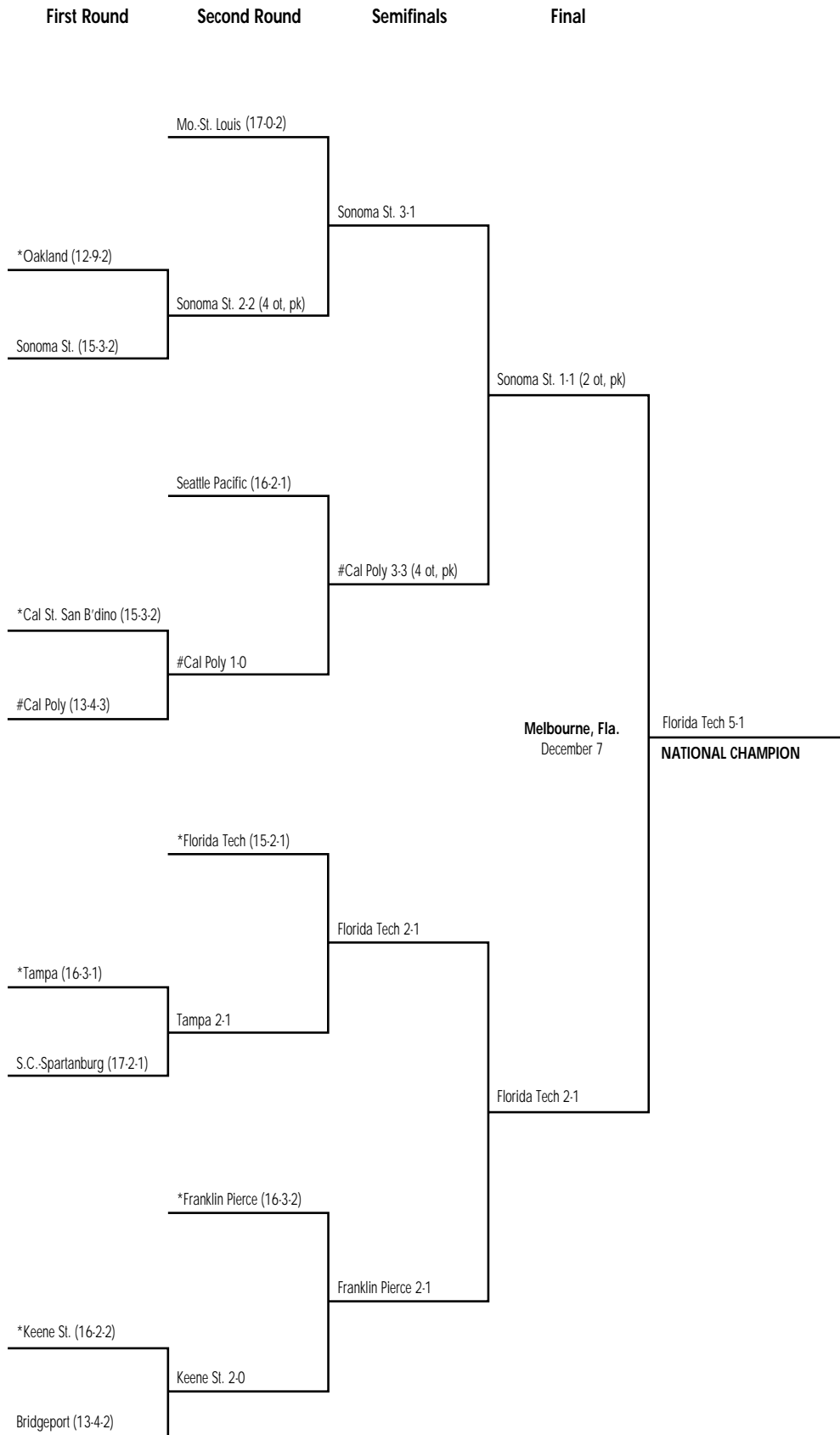
1990 Division II Men's Championship Bracket



*Host institution.

MEN'S BRACKETS

1991 Division II Men's Championship Bracket



*Host institution.
 #Cal Poly's participation in the 1991 tournament was vacated.

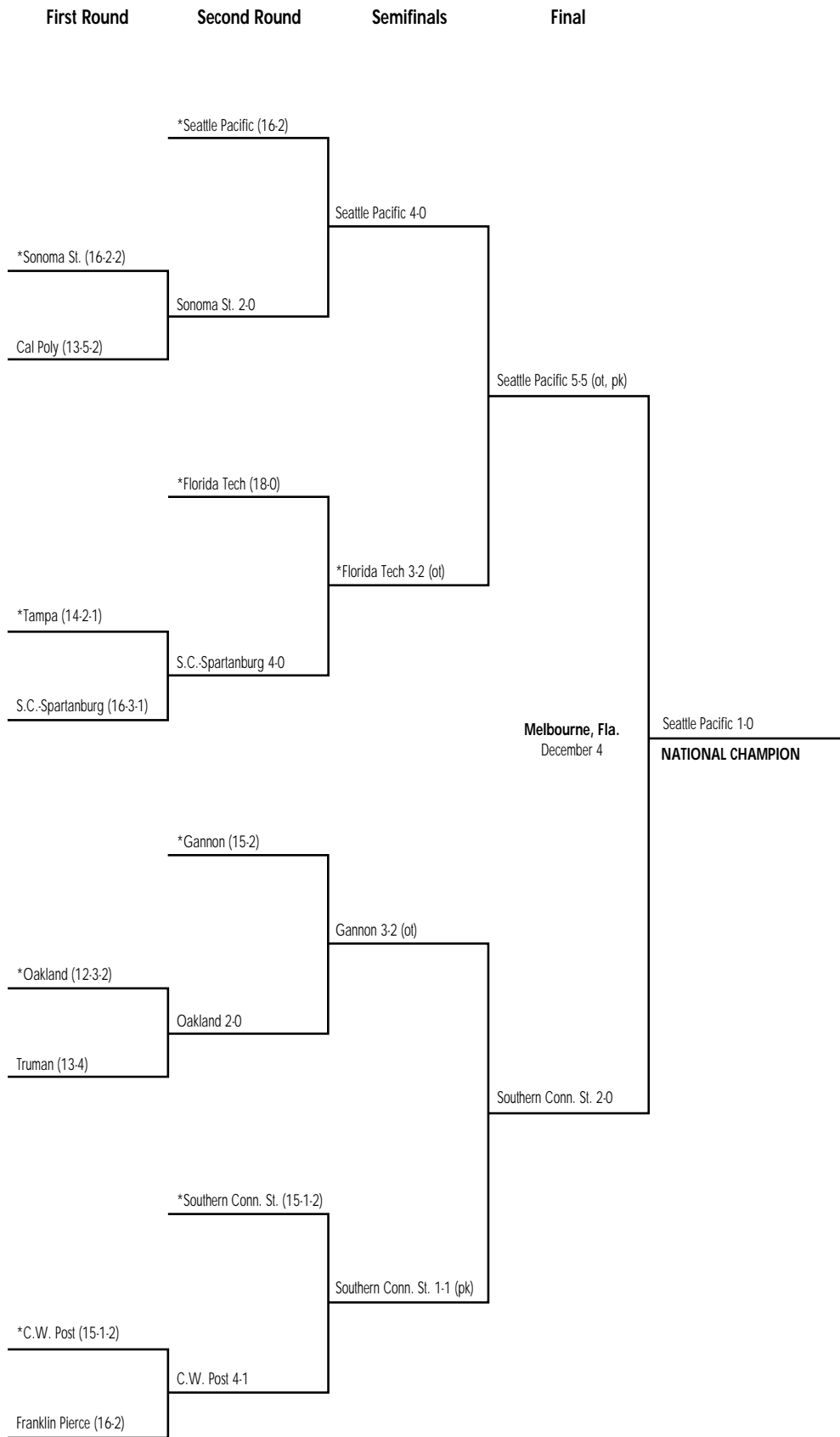
1992 Division II Men's Championship Bracket



*Host institution.

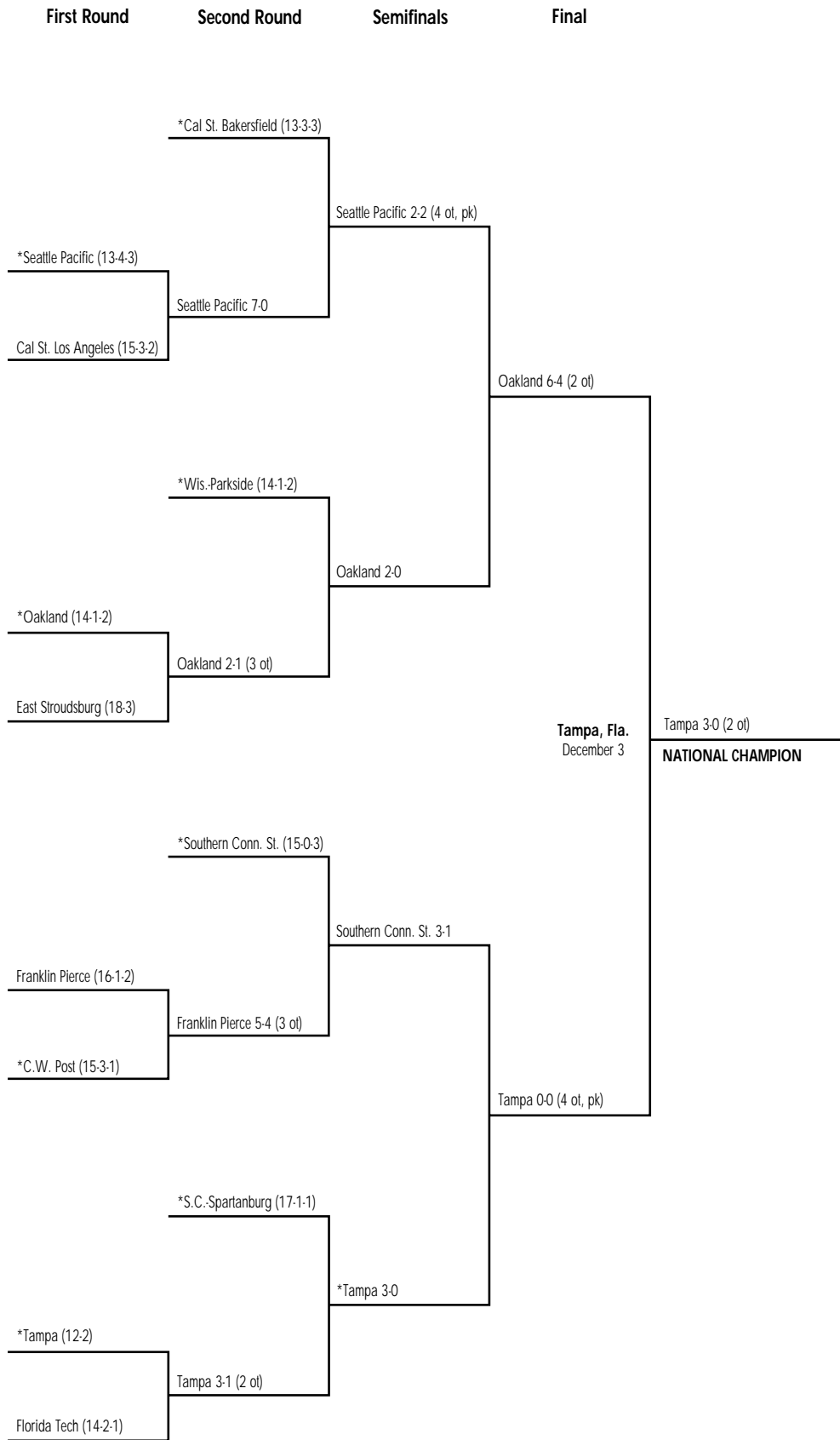
MEN'S BRACKETS

1993 Division II Men's Championship Bracket



*Host institution.

1994 Division II Men's Championship Bracket



*Host institution.

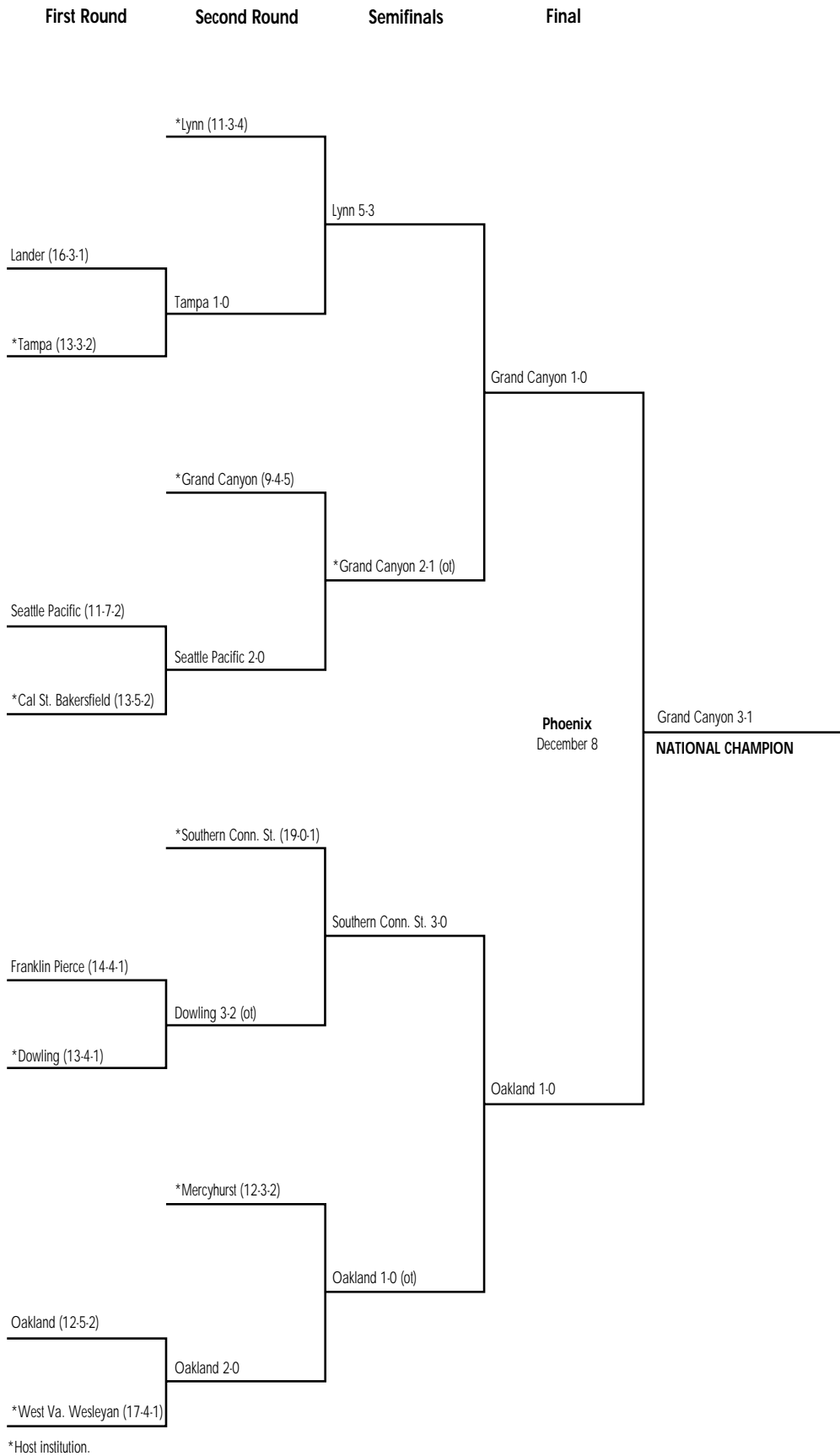
MEN'S BRACKETS

1995 Division II Men's Championship Bracket



*Host institution.

1996 Division II Men's Championship Bracket



MEN'S BRACKETS

1997 Division II Men's Championship Bracket



*Host institution.

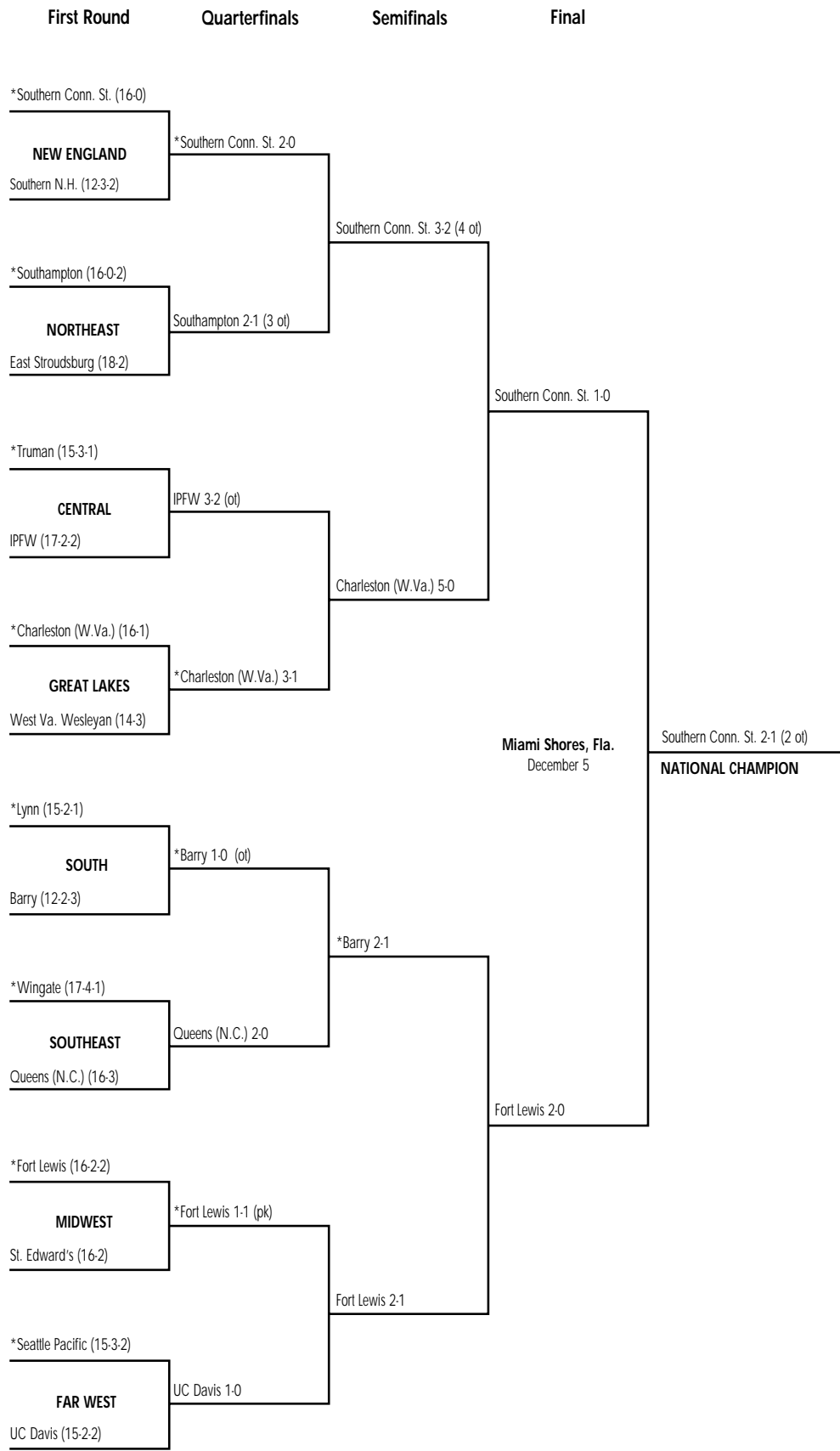
1998 Division II Men's Championship Bracket



*Host institution.

MEN'S BRACKETS

1999 Division II Men's Championship Bracket



*Host institution.

2000 Division II Men's Championship Bracket

First Round Quarterfinals Semifinals Final




*Host institution.

2001 Division II Men's Championship Bracket



*Host institution.

2002 Division II Men's Championship Bracket




*Host Institution.

[Note: First-round and quarterfinal competition were conducted on the campuses of the participating institutions.]


MEN'S BRACKETS

1974 Division III Men's Championship Bracket



#Binghamton's participation in the 1974 tournament was vacated.
*Host institution.

1975 Division III Men's Championship Bracket




*Host institution.

MEN'S BRACKETS

1976 Division III Men's Championship Bracket



1977 Division III Men's Championship Bracket



MEN'S BRACKETS

1978 Division III Men's Championship Bracket




1979 Division III Men's Championship Bracket



*Host institution.

MEN'S BRACKETS

1980 Division III Men's Championship Bracket



*Host institution.

1981 Division III Men's Championship Bracket

First and Second Rounds (Regionals) Third Round Semifinals Final



*Host institution.

MEN'S BRACKETS

1983 Division III Men's Championship Bracket



*Host institution.



1984 Division III Men's Championship Bracket



*Host institution.

1985 Division III Men's Championship Bracket

First and Second Rounds (Regionals) Third Round Semifinals Final



*Host institution.

MEN'S BRACKETS

1987 Division III Men's Championship Bracket



*Host institution.

MEN'S BRACKETS

1988 Division III Men's Championship Bracket



*Host institution.

1989 Division III Men's Championship Bracket


First and Second Rounds (Regionals) Third Round Semifinals Final



*Host institution.

MEN'S BRACKETS


1990 Division III Men's Championship Bracket



1991 Division III Men's Championship Bracket



*Host institution.



1992 Division III Men's Championship Bracket




*Host Institution.

1993 Division III Men's Championship Bracket



*Host institution.



1994 Division III Men's Championship Bracket



*Host institution.


1995 Division III Men's Championship Bracket




*Host institution.

MEN'S BRACKETS


1997 Division III Men's Championship Bracket



*Host institution.




1998 Division III Men's Championship Bracket



*Host institution.


1999 Division III Men's Championship Bracket



*Host institution.

MEN'S BRACKETS

2000 Division III Men's Championship Bracket



*Host institution.

Division I Women's Records

Individual Records	194
Team Records	200
Polls	204



Individual Records

Official NCAA Division I women's soccer records began with the 1982 season and are based on information submitted to the NCAA statistics service by institutions participating in the statistics rankings. Career records of players include only those years in which they competed in Division I. Annual champions started in the 1998 season, which was the first year the NCAA compiled weekly leaders. In statistical rankings, the rounding of percentages and/or averages may indicate ties where none exist. In these cases, the numerical order of the rankings is accurate.

Scoring

POINTS

Game

16—Kristen Arnott, St. Francis (Pa.) vs. Youngstown St., Oct. 18, 2000

Season

97—Mia Hamm, North Carolina, 1992 (25 games)

Career

284—Danielle Fotopoulos, SMU/Florida, 1994-96, 98 (92 games)

POINTS PER GAME

Season

4.14—Lisa Cole, Southern Methodist, 1987 (87 in 21 games)

Career (Min. 100 points)

3.41—Kelly Smith, Seton Hall, 1997-99 (174 in 51 games)

GOALS

Game

7—Kristen Arnott, St. Francis (Pa.) vs. Youngstown St., Oct. 18, 2000; Sarah Comeaux, Mississippi vs. Northwestern St., Nov. 1, 1996

Season

37—Lisa Cole, Southern Methodist, 1987 (21 games)

Career

118—Danielle Fotopoulos, SMU/Florida, 1994-96, 98 (92 games)

GOALS PER GAME

Season

1.76—Lisa Cole, Southern Methodist, 1987 (37 in 21 games)

Career (Min. 40 goals)

1.49—Kelly Smith, Seton Hall, 1997-99 (76 in 51 games)

ASSISTS

Game

6—Marit Foss, Jacksonville vs. Alabama A&M, Sept. 1, 2000; Anne-Marie Lapalme, Mercer vs. South Carolina St., Aug. 27, 2000; Holly Manthei, Notre Dame vs. Villanova, Nov. 3, 1996; Colleen McMahon, Cincinnati vs. Mt. St. Joseph, Sept. 20, 1982

Season

44—Holly Manthei, Notre Dame, 1996 (26 games)

Career

129—Holly Manthei, Notre Dame, 1994-97 (100 games)

ASSISTS PER GAME

Season

1.69—Holly Manthei, Notre Dame, 1996 (44 in 26 games)

Career (Min. 30 assists)

1.29—Holly Manthei, Notre Dame, 1994-97 (129 in 100 games)

MINUTES PLAYED

Consecutive

6,670:32—Krista Earp, Northern Ariz., 1997-2000 (73 games)

40 GOALS AND 40 ASSISTS

Career

32 players, most recent: Christie Welsh, Penn St., 1999-2002

Goalkeeping

SAVES

Game

39—Peggy Poore, Radford vs. North Carolina, Oct. 21, 1982

Season

343—Dayna Dicesare, Robert Morris, 1993 (18 games)

Career

704—Beth Zack, Marist, 1995-98 (66 games)

SAVES PER GAME

Season

24.1—Chantae Hendrix, Robert Morris, 1992 (241 in 10 games)

Career

18.25—Dayna Dicesare, Robert Morris, 1993-96 (657 in 36 games)

GOALS AGAINST AVERAGE

Season (Min. 1,200 minutes)

0.05—Anne Sherow, North Carolina, 1987 (1 GA in 1,712 min.)

Career (Min. 2,500 minutes)

0.14—Anne Sherow, North Carolina, 1985-88 (4 GA in 2,525 min.)

Goalkeeper (minutes played)

8,853:12—Emily Oleksiuk, Penn St., 1998-01

Miscellaneous

FASTEST GOAL FROM START OF GAME

:06—Kristi Cummings, UNC Asheville vs. Furman, Sept. 18, 1995

FASTEST CONSECUTIVE GOALS BY SAME TEAM

:05—Jill Pearson, Fresno St. (2) vs. Cal St. Bakersfield, Sept. 9, 1997; Stephanie Erickson, Northwestern (2) vs. Aurora, Sept. 25, 1994

FASTEST CONSECUTIVE GOALS BY OPPOSING TEAMS

:06—Illinois (Hollie Schurr), then Marquette (Kate Gordon), Sept. 17, 2001; Connecticut (Kristen Grazyk), then Yale (Chandra King), Nov. 1, 2001

CONSECUTIVE GAMES WITH AT LEAST ONE GOAL

15—Brandi Chastain, Santa Clara, Aug. 28-Oct. 19, 1990

CONSECUTIVE SHUTOUT MINUTES

1,669:25—Anne Sherow, North Carolina, Sept. 5, 1987-Sept. 3, 1988

Game

POINTS

No.	Player, Team vs. Opponent	Date
16	Kristen Arnott, St. Francis (Pa.) vs. Youngstown St.	Oct. 18, 2000
15	Sarah Comeaux, Mississippi vs. Northwestern St.	Nov. 1, 1996
13	Kelly Smith, Seton Hall vs. La Salle	Sept. 1, 1999
13	Linda Larsson, South Ala. vs. South Carolina St.	Aug. 29, 1999
13	Christina Kenney, Va. Commonwealth vs. Howard	Oct. 11, 1996
13	Jenn Stephenson, Campbell vs. Col. of Charleston	Oct. 5, 1994
13	Kathy McNabb, Hartford vs. Iona	Sept. 14, 1985
13	Jodi Krauser, Xavier vs. Wooster	Oct. 13, 1984
12	Katie French, Alabama vs. Jackson St.	Sept. 22, 2002
12	Rachael Waterhouse, Troy St. vs. Jackson St.	Oct. 26, 2002
12	Anne-Marie Lapalme, Mercer vs. South Carolina St.	Aug. 27, 2000
12	Danielle Fotopoulos, Florida vs. Auburn	Nov. 9, 1996
12	Christina Kenney, Va. Commonwealth vs. Pittsburgh	Oct. 26, 1996
12	Molly Cameron, Baylor vs. Pittsburg St.	Aug. 30, 1996
12	Carla Moyer, Temple vs. Philadelphia U.	1991
12	Deneil Lo Giudice, Army vs. Lafayette	Oct. 6, 1990
12	Kris Moller, Canisius vs. Daeman	Sept. 10, 1986
12	Becky Worman, Wis.-Milwaukee vs. Beloit	Sept. 24, 1985
12	Patti Cassaveh, Rhode Island vs. Fairfield	1984

GOALS

No.	Player, Team vs. Opponent	Date
7	Kristen Arnott, St. Francis (Pa.) vs. Youngstown St.	Oct. 18, 2000
7	Sarah Comeaux, Mississippi vs. Northwestern St.	Nov. 1, 1996
6	Rachael Waterhouse, Troy St. vs. Jackson St.	Oct. 26, 2002
6	Kelly Smith, Seton Hall vs. La Salle	Sept. 1, 1999
6	Danielle Fotopoulos, Florida vs. Auburn	Nov. 9, 1996

No.	Player, Team vs. Opponent	Date
6	Christina Kenney, Va. Commonwealth vs. Pittsburgh	Oct. 26, 1996
6	Christina Kenney, Va. Commonwealth vs. Howard	Oct. 11, 1996
6	Deneil LoGiudice, Army vs. Lafayette	Oct. 6, 1990
6	Patti Cassaveh, Rhode Island vs. Fairfield	1984
6	Jodi Krauser, Xavier vs. Wooster	Oct. 13, 1984
6	Kris Moller, Canisius vs. Daeman	Sept. 10, 1986
6	Becky Worman, Wis.-Milwaukee vs. Beloit	Sept. 24, 1985
6	Kathy McNabb, Hartford vs. Iona	1985

ASSISTS

No.	Player, Team vs. Opponent	Date
6	Marit Foss, Jacksonville vs. Alabama A&M	Sept. 1, 2000
6	Anne-Marie Lapalme, Mercer vs. South Carolina St.	Aug. 27, 2000
6	Holly Manthei, Notre Dame vs. Villanova	Nov. 3, 1996
6	Colleen McMahon, Cincinnati vs. Mt. St. Joseph	Sept. 20, 1982
5	Nicole DePalma, Georgetown vs. Howard	Sept. 4, 2002
5	Carrie Wellman, Air Force vs. Youngstown St.	Aug. 27, 2000
5	Hilla Rantala, South Ala. vs. Howard	Oct. 3, 1998
5	Jun Shen, Iowa St. vs. Kent St.	Oct. 31, 1997
5	Holly Manthei, Notre Dame vs. Seton Hall	Oct. 24, 1997
5	Katie Hornburg, St. Louis vs. Tennessee Tech	Nov. 3, 1996
5	Leah Rutledge, Mississippi vs. Northwestern St.	Nov. 1, 1996
5	Lisa Kryzkowski, Wis.-Milwaukee vs. Valparaiso	Oct. 18, 1996
5	Lisa Whitfield, North Texas vs. Northwestern St.	Sept. 21, 1996
5	Holly Manthei, Notre Dame vs. Butler	Oct. 29, 1995
5	Jennifer O'Connor, UCF vs. Stetson	Oct. 26, 1993
5	Pam Kalinoski, North Carolina vs. UCF	Oct. 20, 1991
5	Kathy Patterson, Southern Methodist vs. Trinity (Tex.)	Sept. 20, 1987
5	Gina Bondafide, Monmouth vs. Dickinson	Oct. 5, 1986
5	Sue Gjerset, Wisconsin vs. Lake Forest (Ill.)	Sept. 11, 1986
5	April Heinrichs, North Carolina vs. Warren Wilson	Oct. 29, 1983
5	Sue Passandor, Providence	1983

SAVES

No.	Player, Team vs. Opponent	Date
39	Peggy Poore, Radford vs. North Carolina	Oct. 21, 1982
34	Rachel Barney, Columbia-Barnard vs. Cornell	1991
33	Chantae Hendrix, Robert Morris vs. West Va. Wesleyan	Oct. 13, 1992
33	Rachel Maxi, Xavier vs. Miami (Ohio)	Nov. 3, 1984
33	Lisa Shaw, Providence	1983
31	Nicole Pittaro, Buffalo vs. Michigan	Sept. 17, 1995
31	Amee Chapman, UC Irvine vs. Washington St.	1993
31	Nanci Swick, Canisius vs. Buffalo	Sept. 27, 1984
30	Chris Foley, Stony Brook vs. Boston College	Oct. 9, 1992
29	Melanie Nai, Marist vs. Lehigh	Sept. 8, 1999
29	Cherie Brusky, Kent St. vs. Wis.-Green Bay	Nov. 1, 1997
29	Holly Smith, Arkansas vs. Florida	Nov. 10, 1996
29	Dayna Dicesare, Robert Morris vs. Liberty	Oct. 26, 1994
29	Allison Snooks, Maine vs. Dartmouth	Sept. 25, 1994
29	Estey Ticknor, Dartmouth vs. Plymouth St.	Oct. 1, 1982

Season

POINTS PER GAME

Player, Team	Year	Games	Points	Avg.
Lisa Cole, Southern Methodist	1987	21	87	4.14
Jane Baker, Niagara	1985	13	53	4.08
Jenn Stephenson, Campbell	1994	16	64	4.00
Mia Hamm, North Carolina	1992	25	97	3.88
Kelly Smith, Seton Hall	1997	15	56	3.73
Danielle Fotopoulos, Florida	1996	22	81	3.68
Carin Jennings, UC Santa Barb.	1984	22	80	3.64
Tiffany Milbrett, Portland	1992	20	72	3.60
Molly Cameron, Baylor	1996	21	75	3.57
Marilyn Marin, North Texas	2002	19	67	3.53
Carin Jennings, UC Santa Barb.	1986	19	66	3.47
Danielle Garrett, Southern Methodist	1995	24	83	3.46
Shauna Rohbock, Brigham Young	1996	23	79	3.43
Julie Gnau, Michigan St.	1986	21	72	3.43
Christie Pearce, Monmouth	1996	22	75	3.41
Kris Moller, Canisius	1986	15	51	3.40
Vicki Niemann, Cincinnati	1982	16	53	3.31
Kelly Smith, Seton Hall	1998	17	56	3.29
Liz Pike, American	1990	15	49	3.27
Kelly Smith, Seton Hall	1999	19	62	3.26

POINTS

Player, Team	Year	Games	Goals	Assists	Points
Mia Hamm, North Carolina	1992	25	32	33	97
Lisa Cole, Southern Methodist	1987	21	37	13	87
Danielle Garrett, Southern Methodist	1995	24	32	19	83
Danielle Fotopoulos, Florida	1996	21	34	13	81
Carin Jennings, UC Santa Barb.	1984	22	34	12	80
Shauna Rohbock, Brigham Young	1996	23	35	9	79
Courtney Linex, Southern Methodist	1995	25	31	15	77
Abby Wambach, Florida	2001	24	31	14	76
Molly Cameron, Baylor	1996	21	32	11	75
Danielle Fotopoulos, Florida	1998	26	32	11	75
Christie Pearce, Monmouth	1996	22	29	17	75
Cindy Daws, Notre Dame	1996	26	26	20	72
Julie Gnau, Michigan St.	1986	21	29	14	72
Tiffany Milbrett, Portland	1992	20	30	12	72
Mandy Clemens, Santa Clara	1999	24	24	23	71
Bryn Blalack, Texas A&M	1996	23	28	13	69
April Heinrichs, North Carolina	1986	23	28	13	69
Christie Welsh, Penn St.	2001	26	25	18	68
Kati Kantanen, UNC Greensboro	1997	25	24	20	68
Mia Hamm, North Carolina	1993	22	26	16	68
Tiffany Milbrett, Portland	1994	22	30	8	68
Marilyn Marin, North Texas	2002	19	26	15	67
Christie Welsh, Penn. St.	1999	26	27	13	67
Mia Hamm, North Carolina	1990	22	24	19	67

GOALS PER GAME

Player, Team	Year	Games	Goals	Avg.
Lisa Cole, Southern Methodist	1987	21	37	1.76
Jenn Stephenson, Campbell	1994	16	27	1.69
Kelly Smith, Seton Hall	1997	15	25	1.67
Jane Baker, Niagara	1985	13	21	1.62
Danielle Fotopoulos, Florida	1996	22	34	1.55
Carin Jennings, UC Santa Barb.	1984	22	34	1.55
Molly Cameron, Baylor	1996	21	32	1.52
Shauna Rohbock, Brigham Young	1996	23	35	1.52
Jenny Fechner, Santa Clara	1982	18	27	1.50
Kim Lynass, Washington St.	1990	20	30	1.50

Player, Team	Year	Games	Goals	Avg.
Tiffany Milbrett, Portland	1992	20	30	1.50
Tiffany Milbrett, Portland	1991	17	25	1.47
Kelly Smith, Seton Hall	1999	19	27	1.42
Lisa Cole, Southern Methodist	1990	17	24	1.41
Jennifer Coe, Louisville	1985	17	24	1.41
Kelly Smith, Seton Hall	1998	17	24	1.41
Kris Moller, Canisius	1986	15	21	1.40
Liz Pike, American	1990	15	21	1.40
Rosie Luzak, Niagara	2002	18	25	1.39
Julie Gnau, Michigan St.	1986	21	29	1.38

GOALS

Player, Team	Year	Games	Goals
Lisa Cole, Southern Methodist	1987	21	37
Shauna Rohbock, Brigham Young	1996	23	35
Danielle Fotopoulos, Florida	1996	22	34
Carin Jennings, UC Santa Barb.	1984	22	34
Molly Cameron, Baylor	1996	21	32
Danielle Fotopoulos, Florida	1998	26	32
Danielle Garrett, Southern Methodist	1995	24	32
Mia Hamm, North Carolina	1992	25	32
Courtney Linex, Southern Methodist	1995	25	31
Abby Wambach, Florida	2001	24	31
Karen Kazmaier, Dayton	1986	22	30
Kim Lynass, Washington St.	1990	20	30
Tiffany Milbrett, Portland	1992	20	30
Tiffany Milbrett, Portland	1994	22	30
Julie Gnau, Michigan St.	1986	21	29
Diane Kelly, George Washington	1986	22	29
Christie Pearce, Monmouth	1996	22	29
Bryn Blalack, Texas A&M	1996	23	28
April Heinrichs, North Carolina	1986	23	28
Danielle Horbacher, Hartford	1998	22	28
Jenny Heft, Notre Dame	1998	25	28
Natalie Neaton, William & Mary	1994	21	28

ASSISTS PER GAME

Player, Team	Year	Games	Assists	Avg.
Holly Manthei, Notre Dame	1996	26	44	1.69
Holly Manthei, Notre Dame	1997	24	34	1.42
Carin Jennings, UC Santa Barb.	1986	19	26	1.37
Mia Hamm, North Carolina	1992	25	33	1.32
Leah Rutledge, Mississippi	1996	19	25	1.32
Sue Passandor, Providence	1983	14	18	1.29
Marit Foss, Jacksonville	2000	22	28	1.27
Holly Manthei, Notre Dame	1994	25	30	1.20
Pam Kalinoski, North Carolina	1991	24	28	1.17
Kathy Patterson, Southern Methodist	1987	21	24	1.14
Vicki Niemann, Cincinnati	1982	16	17	1.06
Sue Williams, Radford	1993	18	19	1.06
Kelly Parker, UTEP	2002	19	19	1.00
Marit Foss, Jacksonville	1998	20	20	1.00
Lisa Gibbons, Bucknell	1994	19	19	1.00
April Kemper, North Carolina St.	1986	23	23	1.00
Jennifer Lalor, Santa Clara	1994	20	20	1.00



Notre Dame Sports Information

Notre Dame's Holly Manthei set a record with 44 assists in 26 games during the 1996 season.

Player, Team	Year	Games	Assists	Avg.
Andi Melde, Duke	1997	21	21	1.00
Sue Williams, Radford	1993	19	19	1.00
Jena Kluegel, North Carolina	2000	24	23	0.96
Mandy Clemens, Santa Clara	1999	24	23	0.96

ASSISTS

Player, Team	Year	Games	Assists
Holly Manthei, Notre Dame	1996	26	44
Holly Manthei, Notre Dame	1997	25	34
Mia Hamm, North Carolina	1992	25	33
Holly Manthei, Notre Dame	1994	25	30
Marit Foss, Jacksonville	2000	22	28
Pam Kalinoski, North Carolina	1991	24	28
Carin Jennings, UC Santa Barb.	1986	19	26
Leah Rutledge, Mississippi	1996	19	25
Kathy Patterson, Southern Methodist	1987	21	24
Jena Kluegel, North Carolina	2000	24	23
Mandy Clemens, Santa Clara	1999	24	23
April Kemper, North Carolina St.	1986	23	23
Marcia McDermott, North Carolina	1986	25	23
Jennifer Tietjen, Connecticut	1996	25	23
Robin Confer, North Carolina	1997	28	22
Jenny Streiffer, Notre Dame	1996	26	22
Jennifer Tietjen, Connecticut	1997	26	22
Sara Whalen, Connecticut	1997	27	22
Jen Grubb, Notre Dame	1998	25	21
Holly Manthei, Notre Dame	1995	25	21
Andi Melde, Duke	1997	21	21

SAVES PER GAME

Player, Team	Year	Games	Saves	Avg.
Chantae Hendrix, Robert Morris	1992	10	241	24.10
Jana Stagner, Oral Roberts	1993	11	257	23.36
Vicky Ventura, Drexel	1994	12	272	22.67
Heather Stone, Fordham	1993	16	321	20.06
Dayna Dicesare, Robert Morris	1993	18	343	19.06
Dayna Dicesare, Robert Morris	1994	16	302	18.88
Christine Shores, Troy St.	1997	17	260	15.29
Cady Jurach, Pacific (Cal.)	1993	19	282	14.84
Debbie Goldklang, Pennsylvania	1991	15	222	14.80
Chris Foley, Stony Brook	1992	19	279	14.68

Player, Team	Year	Games	Saves	Avg.
Rachel Barney, Columbia-Barnard	1991	15	220	14.67
Heather Stone, Fordham	1994	20	293	14.65
Sommer Klarr, Robert Morris	1995	15	217	14.47
Allison Snooks, Maine	1994	16	230	14.38
Holly Wildman, Tennessee Tech	1996	11	157	14.27
Estey Ticknor, Dartmouth	1982	13	185	14.23
Beth Zack, Marist	1995	17	238	14.00
Iva English, Chattanooga	1996	18	246	13.67
Ardena Scott, South Carolina St.	2000	12	163	13.58
Mony Sith, Long Island	1997	18	242	13.44

SAVES

Player, Team	Year	Games	Saves
Dayna Dicesare, Robert Morris	1993	18	343
Heather Stone, Fordham	1993	16	321
Dayna Dicesare, Robert Morris	1994	16	302
Heather Stone, Fordham	1994	20	293
Cady Jurach, Pacific (Cal.)	1993	19	282
Chris Foley, Stony Brook	1992	19	279
Vicky Ventura, Drexel	1994	12	272
Christine Shores, Troy St.	1997	17	260
Jana Stegner, Oral Roberts	1993	11	257
Chantelle Yost, Loyola (Ill.)	1993	18	247
Iva English, Chattanooga	1996	18	246
Mony Sith, Long Island	1997	18	242
Chantae Hendrix, Robert Morris	1992	10	241
Beth Zack, Marist	1995	17	238
Allison Snooks, Maine	1994	16	230
Cathy Zoccoli, Southern California	1993	19	226
Amy Cavanaugh, Valparaiso	1997	19	224
Karen Butler, Loyola (Ill.)	1992	18	223
Debbie Goldklang, Pennsylvania	1991	15	222
Katharine Hill, Western Ill.	1997	17	222

GOALS AGAINST AVERAGE (Min. 1,200 minutes)

Player, Team	Year	GA	Min.	GAA.
Anne Sherow, North Carolina	1987	1	1,712:00	0.05
Crystal Gordon, Santa Clara	1998	3	1,741:00	0.16
Nicole Barnhart, Stanford	2002	4	2,047:30	0.18
Siri Mullnix, North Carolina	1997	3	1,400:00	0.19
Kathy Kostic, Brown	1984	3	1,312:00	0.20
Crystal Gordon, Santa Clara	1999	3	1,303:10	0.21
Karen Richter, UCF	1989	4	1,440:00	0.25
Tracy Noonan, North Carolina	1995	5	1,697:00	0.27
Sue Wall, Santa Clara	1990	5	1,553:28	0.29
Jenni Branam, North Carolina	1999	6	1,812:00	0.30
Angela Harrison, Portland	1998	4	1,190:00	0.30
Siri Mullnix, North Carolina	1998	7	2,069:00	0.30
Leslie Garrard, Stanford	1991	6	1,585:00	0.34
Kim Bonafede, Navy	2002	7	1,756:00	0.36
Liz Gonda, William & Mary	1985	5	1,250:00	0.36
LaKeysia Beene, Notre Dame	1997	9	2,231:16	0.36
Janine Szpara, Colorado Col.	1987	8	1,980:00	0.36
Lauren Arase, Portland	2002	8	1,929:00	0.37
Leslie Garrard, Stanford	1993	8	1,958:00	0.37
Carla DeSantis, Massachusetts	1987	8	1,886:00	0.38
Siri Mullnix, North Carolina	1996	6	1,407:00	0.38

SOLO SHUTOUT PERCENTAGE (Min. 10 shutouts)

Player, Team	Years	Games	Shutouts	Pct.
Nicole Barnhart, Stanford	2002	23	18	.783
Siri Mullnix, North Carolina	1998	26	20	.769
Beth Guccione, Southeast Mo. St.	2001	18	13	.722
Erica Izard, Denver	2001	21	14	.667
Jenny Willemse, Cal St. Northridge	2001	17	11	.647
Tiffany DeCoff, Holy Cross	1999	19	12	.632
Tracy Sharp, Loyola Marymount	1998	19	12	.632
Emily Oleksiuk, Penn St.	2000	24	15	.625
Erica Izard, Denver	2002	21	13	.619
Sarah Willis, Eastern Mich.	1999	21	13	.619
Meghann Burke, St. Louis	2002	20	12	.600
Christy Hoffman, Cincinnati	2001	24	14	.583
Nicole Williams, Georgia	1999	21	12	.571
Cheryl Loveless, Portland	2000	22	12	.545
Karina LeBlanc, Nebraska	2000	24	13	.542
Becca Lief, Southern Methodist	1999	24	13	.542
Kim Bonafede, Navy	2002	21	11	.524
Katie Carson, Clemson	1999	23	12	.521
Karina LeBlanc, Nebraska	1999	25	13	.520
CiCi Peterson, UCLA	2000	24	12	.500
Meghann Burke, St. Louis	1999	20	10	.500



North Texas Sports Information

Marilyn Marin, of North Texas, had a record-breaking 2002. Marin scored 26 goals and had 15 assists in only 19 games.

SOLO SHUTOUTS

Player, Team	Years	Games	Points
Siri Mullinix, North Carolina	1998	26	20
Nicole Barnhart, Stanford	2002	23	18
Emily Oleksiuk, Penn St.	2000	24	15
Erica Izard, Denver	2001	21	14
Christy Hoffman, Cincinnati	2001	24	14
Erica Izard, Denver	2002	21	13
Beth Guccione, Southeast Mo. St.	2001	18	13
Karina LeBlanc, Nebraska	2000	24	13
Karina LeBlanc, Nebraska	1999	25	13
Becca Lief, Southern Methodist	1999	24	13
Sarah Willis, Eastern Mich.	1999	21	13
Meghann Burke, St. Louis	2002	20	12
Cheryl Loveless, Portland	2000	22	12
CiCi Peterson, UCLA	2000	24	12
Katie Carson, Clemson	1999	23	12
Tiffany DeCoff, Holy Cross	1999	19	12
Tracy Sharp, Loyola Marymount	1998	19	12
Nicole Williams, Georgia	1999	21	12
Kim Bonafede, Navy	2002	21	11
Jenny Willemse, Cal St. Northridge	2001	17	11
Anne-Elisabeth Eskerud, Connecticut	1998	25	11
Teresa O'Hearn, Minnesota	1995	23	11

Career

POINTS PER GAME (Min. 100 points)

Player, Team	Years	Games	Points	Avg.
Kelly Smith, Seton Hall	1997-99	51	174	3.41
Carin Jennings, UC Santa Barb.	1983-86	79	264	3.34
Tiffany Milbrett, Portland	1990-92, 94	74	246	3.32
Lisa Cole, Southern Methodist	1987-90	78	246	3.15
Danielle Fotopoulos, SMU/Florida	1994-96, 98	92	284	3.09
Mia Hamm, North Carolina	1989-90, 92-93	92	278	3.02
Jenn Stephenson, Campbell	1994-97	53	143	2.70
Shannon MacMillan, Portland	1992-95	82	219	2.67
Jane Balor, Niagara	1985-87	47	125	2.66
April Heinrichs, North Carolina	1983-86	85	225	2.65
Christie Pearce, Monmouth	1993-96	80	212	2.65
Abby Wambach, Florida	1998-01	93	242	2.60
Missy Gregg, Dayton	1999-00	43	107	2.49
Kim Lynass, Washington St.	1990-93	73	177	2.42
Erin O'Grady, Syracuse	1997-00	48	116	2.42
Shauna Rohbock, Brigham Young	1995-98	90	214	2.38
Deidre Enos, Boston U.	1997-00	51	121	2.37
Tracey Howell, Niagara	1987-90	70	166	2.37
Lisa Gibbons, Bucknell	1991-94	71	167	2.35
Natalie Neaton, William & Mary	1992-95	81	190	2.35
Bryn Blalack, Texas A&M	1994-97	84	192	2.29
Christie Welsh, Penn St.	1999-02	96	216	2.25
Jenni Symons, Santa Clara	1985-88	73	161	2.21
Missy Wycinsky, William & Mary	1996-99	92	202	2.20
Liz Pike, American	1990-93	68	149	2.19

POINTS

Player, Team	Years	Games	Points
Danielle Fotopoulos, SMU/Florida	1994-96, 98	92	284
Mia Hamm, North Carolina	1989-90, 92-93	92	278
Carin Jennings, UC Santa Barb.	1983-86	79	264
Lisa Cole, Southern Methodist	1987-90	78	246
Tiffany Milbrett, Portland	1990-92, 94	74	246
Abby Wambach, Florida	1998-01	93	242
April Heinrichs, North Carolina	1983-86	85	225
Shannon MacMillan, Portland	1992-95	82	219
Christie Welsh, Penn St.	1999-02	96	216
Shauna Rohbock, Brigham Young	1995-98	90	214
Christie Pearce, Monmouth	1993-96	80	212
Jenny Streiffer, Notre Dame	1996-99	100	211
Robin Confer, North Carolina	1994-97	107	209
Missy Wycinsky, William & Mary	1996-99	92	202
Mandy Clemens, Santa Clara	1996-99	95	199
Kristine Lilly, North Carolina	1989-92	91	197
Bryn Blalack, Texas A&M	1994-97	84	192
Debbie Keller, North Carolina	1993-96	102	191
Monica Gerardo, Notre Dame	1995-98	98	190
Natalie Neaton, William & Mary	1992-95	81	190
Jenny Heft, Notre Dame	1996-99	96	189
Cindy Parlow, North Carolina	1995-98	103	189
Cindy Daws, Notre Dame	1993-96	94	189
Tisha Venturini, North Carolina	1991-94	95	189
Anne Makinen, Notre Dame	1997-00	89	186

GOALS PER GAME (Min. 40 goals)

Player, Team	Years	Games	Goals	Avg.
Kelly Smith, Seton Hall	1997-99	51	76	1.49
Tiffany Milbrett, Portland	1990-92, 94	74	103	1.39
Lisa Cole, Southern Methodist	1987-90	78	101	1.29
Carin Jennings, UC Santa Barb.	1983-86	79	102	1.29
Danielle Fotopoulos, SMU/Florida	1994-96, 98	92	118	1.28
Kim Lynass, Washington St.	1990-93	73	83	1.14
Mia Hamm, North Carolina	1989-90, 92-93	92	103	1.12
Sarah Comeaux, Mississippi	1995-96	37	41	1.11
Shannon MacMillan, Portland	1992-95	82	87	1.06
Missy Gregg, Dayton	1999-00	43	45	1.05
Jenn Stephenson, Campbell	1994-97	60	63	1.05
Shauna Rohbock, Brigham Young	1995-98	90	94	1.04
Abby Wambach, Florida	1998-01	93	96	1.03
April Heinrichs, North Carolina	1983-86	85	87	1.02
Natalie Neaton, William & Mary	1992-95	81	81	1.00
Christie Pearce, Monmouth	1993-96	80	79	0.99
Liz Pike, American	1990-93	68	66	0.97
Theresa Hirschauer, Brown	1985-88	64	62	0.97
Jane Baker, Niagara	1985-87	47	45	0.96
Tracy Howell, Niagara	1987-90	70	67	0.96
Heidi Caruso, Lafayette	1990-93	66	63	0.95
Bryn Blalack, Texas A&M	1994-97	84	79	0.94
Lisa Gibbons, Bucknell	1991-94	71	66	0.93
Carmie Landeen, Clemson/Connecticut	1994-95, 97	66	61	0.92
Traci Arkenberg, UCLA	1994-97	78	71	0.91

GOALS

Player, Team	Years	Games	Goals
Danielle Fotopoulos, SMU/Florida	1994-96, 98	92	118
Mia Hamm, North Carolina	1989-90, 92-93	92	103
Tiffany Milbrett, Portland	1990-92, 94	74	103
Carin Jennings, UC Santa Barb.	1983-86	79	102
Lisa Cole, Southern Methodist	1987-90	78	101
Abby Wambach, Florida	1998-01	93	96
Shauna Rohbock, Brigham Young	1995-98	90	94
April Heinrichs, North Carolina	1983-86	85	87
Shannon MacMillan, Portland	1992-95	82	87
Kim Lynass, Washington St.	1990-93	73	83
Christie Welsh, Penn St.	1999-02	96	82
Natalie Neaton, William & Mary	1992-95	81	81
Jenny Heft, Notre Dame	1996-99	96	80
Bryn Blalack, Texas A&M	1994-97	84	79
Christie Pearce, Monmouth	1993-96	80	79
Ali Lord, UNC Greensboro	1995-98	89	78
Kristine Lilly, North Carolina	1989-92	91	78
Robin Confer, North Carolina	1994-97	107	77
Kelly Smith, Seton Hall	1997-99	51	76
Missy Wycinsky, William & Mary	1996-99	92	75
Monica Gerardo, Notre Dame	1995-98	98	73
Traci Arkenberg, UCLA	1994-97	78	71
Jenn Gross, George Mason	1993-94, 96-97	89	71
Andi Sellers, Florida	1997, 99-01	94	71
Jenny Streiffer, Notre Dame	1996-99	100	70

ASSISTS PER GAME (Min. 30 assists)

Player, Team	Years	Games	Assists	Avg.
Holly Manthei, Notre Dame	1994-97	100	129	1.29
Marit Foss, Jacksonville	1997-00	80	70	0.88
Mia Hamm, North Carolina	1989-90, 92-94	92	72	0.78
Carin Jennings, UC Santa Barb.	1983-86	79	60	0.76
Jane Baker, Niagara	1985-87	47	35	0.74
Cindy Daws, Notre Dame	1993-96	94	67	0.71
Jenny Streiffer, Notre Dame	1996-99	100	70	0.70
Jennifer Lalor, Santa Clara	1992-94, 96	83	57	0.69
Mandy Clemens, Santa Clara	1996-99	95	65	0.68
Christie Pearce, Monmouth	1993-96	80	54	0.68
Jennifer Tietjen, Connecticut	1995-98	98	64	0.65
Anne Makinen, Notre Dame	1997-00	90	56	0.62
Aly Wagner, Santa Clara	1999-02	81	49	0.60
April Heinrichs, North Carolina	1983-86	85	51	0.60
Leah Rutledge, Mississippi	1995-98	75	45	0.60
Justi Baumgardt, Portland	1993, 95-97	85	50	0.59
Ann Cook, William & Mary	1993-97	85	49	0.58
Missy Wycinsky, William & Mary	1996-99	92	52	0.57
Shannon Boxx, Notre Dame	1995-98	101	57	0.56
Lisa Cole, Southern Methodist	1987-90	78	44	0.56
Debbie Keller, North Carolina	1993-96	102	57	0.56
Kati Kantanen, UNC Greensboro	1995-97	62	35	0.56
Beth Aussin, Eastern Ill.	1995-98	79	44	0.56

Player, Team	Years	Games	Assists	Avg.
Shannon MacMillan, Portland	1992-95	82	45	0.55
Dianne Manore, UC Santa Barb.	1986-89	76	42	0.55
Monica Kaltreider, Detroit	1995-98	77	42	0.55

ASSISTS

Player, Team	Years	Games	Assists
Holly Manthei, Notre Dame	1994-97	100	129
Mia Hamm, North Carolina	1989-90, 92-93	92	72
Jenny Streiffer, Notre Dame	1996-99	100	71
Marit Foss, Jacksonville	1997-00	80	70
Cindy Daws, Notre Dame	1993-96	94	67
Mandy Clemens, Santa Clara	1996-99	95	65
Jennifer Tietjen, Connecticut	1995-98	98	64
Carin Jennings, UC Santa Barb.	1983-86	79	60
Kaye Brownlee, Furman	1998-01	87	57
Shannon Boxx, Notre Dame	1995-98	101	57
Debbie Keller, North Carolina	1993-96	102	57
Jennifer Lalor, Santa Clara	1992-94, 96	83	57
Anne Makinen, Notre Dame	1997-00	90	56
Robin Confer, North Carolina	1994-97	107	55
Christie Pearce, Monmouth	1993-96	80	54
Jen Grubb, Notre Dame	1996-99	100	53
Cindy Parlow, North Carolina	1995-98	103	53
Christie Welsh, Penn St.	1999-02	96	52
Missy Wycinsky, William & Mary	1996-99	92	52
April Heinrichs, North Carolina	1983-86	85	51
Shannon Higgins, North Carolina	1986-89	94	51
Pam Kalinoski, North Carolina	1987-89, 91	94	51
Tisha Venturini, North Carolina	1991-94	95	51
Justi Baumgardt, Portland	1993, 95-97	85	50
Abby Wambach, Florida	1998-01	93	50

SAVES PER GAME (Min. 300 saves)

Player, Team	Years	Games	Saves	Avg.
Dayna Dicesare, Robert Morris	1993-96	36	657	18.25
Heather Stone, Fordham	1993-94	36	614	17.06
Chris Foley, Stony Brook	1991-93	44	537	12.20
Iva English, Chattanooga	1996-99	40	478	11.95
Helene Herlihy, Manhattan	1991-94	62	677	10.92
Beth Zack, Marist	1995-98	66	704	10.67
Jana Stagner, Oral Roberts	1993-94, 1997	40	419	10.48
Nicole Pittaro, Buffalo	1992-95	41	414	10.10
Sommer Klarr, Robert Morris	1995-98	50	493	9.86
Holly Wildman, Tennessee Tech	1996-98	44	428	9.73
Lori Graham, Manhattan	1995-98	64	618	9.66
Janene Tilden, New Hampshire	1985-88	69	643	9.32
Amy Cavanaugh, Valparaiso	1996-99	67	620	9.25
Kelly Kaiser, De Paul	1996-99	72	664	9.22
Jennifer Gordon, Northwestern St./Morehead St.	1996-99	63	571	9.06
Betsy Cassels, Lafayette	1995-96	49	444	9.06
Maureen McShea, Hartford	1985-88	62	556	8.97
Shayna Ross, Providence	1996-99	55	473	8.60
Kathy Tarnoff, Brown	1987-90	57	488	8.56
Sarah Kesler, Furman	1994-95	37	316	8.54
Allison Snooks, Maine	1991-94	64	540	8.44
Rachel Barney, Columbia-Barnard	1990-94	60	503	8.38
Jennifer Starr, Vermont	1986-89	69	572	8.29
Jen Weibel, Arizona	1994-96	42	345	8.21
Kathy Cronin, Providence	1984-85	46	361	7.85

SAVES

Player, Team	Years	Games	Saves
Beth Zack, Marist	1995-98	66	704
Helene Herlihy, Manhattan	1991-94	62	677
Kelly Kaiser, DePaul	1996-99	72	664
Dayna Dicesare, Robert Morris	1993-96	36	657
Janene Tilden, New Hampshire	1985-88	69	643
Amy Cavanaugh, Valparaiso	1996-99	67	620
Lori Graham, Manhattan	1995-98	64	618
Heather Stone, Fordham	1993-94	36	614
Wendy Scholz, Northwestern	1994-97	78	577
Jennifer Starr, Vermont	1986-89	69	572
Jennifer Gordon, Northwestern St./Morehead St.	1996-99	63	571
Jeannette Nash, Monmouth	1988-91	82	563
Maureen McShea, Hartford	1985-88	62	556
Allison Snooks, Maine	1991-94	64	540
Chris Foley, Stony Brook	1991-93	44	537
Stacey Nagle, Seton Hall	1995-98	73	536
Genevieve Roy, Stetson	1998-00	74	528
Saskia Webber, Rutgers	1991-94	78	525
Amy Rudge, Mercer	1994-97	66	515
Rachel Barney, Columbia-Barnard	1990-94	60	503

Player, Team	Years	Games	Saves
Tiffany DeCoff, Holy Cross	1998-00	75	500
Sommer Klarr, Robert Morris	1995-98	50	493
Kathy Tarnoff, Brown	1987-90	57	488
Iva English, Chattanooga	1996-98	40	478
Lisa Gervase, American	1993-96	72	478

GOALS-AGAINST AVERAGE (Min. 2,500 minutes)

Player, Team	Years	GA	Min.	GAA
Anne Sherow, North Carolina	1985-88	4	2,525	0.14
Siri Mullinix, North Carolina	1995-98	17	5,536	0.28
Leslie Garrard, Stanford	1990-94	25	4,828	0.47
Crystal Gordon, Santa Clara	1997-00	30	5,742	0.47
Heather Taggart, Wisconsin	1988-91	37	6,880	0.48
Erin Fahey, Portland	1991-93, 95	22	3,963	0.50
Carla DeSantis, Massachusetts	1985-88	30	5,140	0.53
Karina LeBlanc, Nebraska	1997-00	38	6,308	0.54
Bianna Scurry, Massachusetts	1990-93	38	6,071	0.56
Liz Wagner, Notre Dame	1998-01	18	4,364:10	0.57
Karen Richter, UCF	1987-90	30	4,545	0.59
LaKeysia Beene, Notre Dame	1996-99	49	6,971	0.63
Becky Hornbacher, Nebraska	1996-97	26	3,660	0.64
Tracee Whitley, Harvard	1984-88	40	5,493	0.66
Gretchen Overgaard, UCLA	1994-95	22	3,014	0.66
Jen Renola, Notre Dame	1993-96	62	8,110:40	0.69
Sue Wall, Santa Clara	1989-92	41	5,143:38	0.72
Amy Allman, UCF	1984-87	26	3,234	0.72
Kristin Luckenbill, Dartmouth	1997-00	54	6,645	0.73
Emily Oleksiuk, Penn St.	1998-01	73	8,853:12	0.74
Michelle Conroy, Dartmouth	1992-94	24	2,884	0.75
Joey Fritz, Vermont	1988-91	28	3,360	0.75
Kathy Kostic, Brown	1983-86	36	4,287	0.76
Kim Kyle, Southern Methodist	1986-87	31	3,638	0.77
Janine Szpara, Colorado Col.	1985-88	62	7,235	0.77

GOALKEEPER MINUTES PLAYED

Player, Team	Years	Min.
Emily Oleksiuk, Penn St.	1998-01	8,853:12
Jen Renola, Notre Dame	1993-96	8,110:40
Christy Hoffman, Cincinnati	1997-01	7,900:34
Mo Bothwell, Marquette	1997-00	7,831:34
Katherine Mertz, North Carolina St.	1994-97	7,821:00
Nicole Williams, Georgia	1997-00	7,603:54
Meghann Burke, St. Louis	1999-02	7,602:00
Natalie Swanson, St. Mary's (Cal.)	1988-91	7,484:00
Janine Szpara, Colorado Col.	1985-88	7,235:00
Wendy Scholz, Northwestern	1994-97	7,234:00
Kelly Tyrrell, Colgate	1996-99	7,226:57
Dawn Greathouse, Baylor	1997-00	7,160:01
Stephanie Weisenfeld, Dayton	1999-02	7,085:39
Erika Flanders, Bowling Green	1999-02	7,084:22
Jordan Kellgren, Florida	1999-02	7,004:00
LaKeysia Beene, Notre Dame	1996-99	6,971:11
Danielle Dion, Massachusetts	1994-97	6,914:20
Heather Taggart, Wisconsin	1988-91	6,880:00
Kim McCaskey, Pacific (Cal.)	1996-99	6,871:00
Tina Steck, Towson	1997-00	6,851:00
Lori Melching, Loyola (Ill.)	1995-98	6,834:52
Jackie Adamec, UAB/Missouri	1996-99	6,681:22
Kathryn Clewley, UNC-Greensboro	1998-01	6,657:53
Kristin Luckenbill, Dartmouth	1997-00	6,645:00
Stacey Nagle, Seton Hall	1995-98	6,643:00

GAMES PLAYED

Player, Team	Years	Games
Robin Confer, North Carolina	1994-97	107
Rebekah McDowell, North Carolina	1996-99	104
Bonnie Young, Penn St.	1998-01	104
Megan Mills, Penn St.	1998-01	103
Jen Carlson, Connecticut	1997-00	103
Karina LeBlanc, Nebraska	1997-00	103
Cindy Parlow, North Carolina	1995-98	103
Rakel Karvelsson, North Carolina	1995-98	102
Tiffany Roberts, North Carolina	1995-98	102
Debbie Keller, North Carolina	1993-96	102
Staci Wilson, North Carolina	1994-97	102
Nel Fetting, North Carolina	1994-97	102
Medotis Erikson, Notre Dame	1997-00	101
Shannon Boxx, Notre Dame	1995-98	101
Lauren Molinaro, Connecticut	1997-00	100
Lorrie Fair, North Carolina	1996-99	100
Jen Grubb, Notre Dame	1996-99	100
Jenny Streiffer, Notre Dame	1996-99	100
Chrissy McCann, Connecticut	1995-98	100
Holly Manthei, Notre Dame	1994-97	100
Karyn Hall, Florida	1998-01	100
Emily Oleksiuk, Penn St.	1998-01	100

PLAYERS WITH 40 GOALS AND 40 ASSISTS
(Chronological order)

Player, Team	Goals	Assists	Points	Years
April Heinrichs, North Carolina	87	51	225	1983-86
Carin Jennings, UC Santa Barb.	102	60	264	1983-86
Dianne Manore, UC Santa Barb.	58	42	158	1986-89
Lisa Cole, Southern Methodist	101	44	246	1987-90
Mia Hamm, North Carolina	103	72	278	1989-90, 92-93
Kristine Lilly, North Carolina	78	41	197	1989-92
Tiffany Milbrett, Portland	103	40	246	1990-92, 94
Tisha Venturini, North Carolina	69	51	189	1991-94
Shannon MacMillan, Portland	87	45	219	1992-95
Kerry Connors, Connecticut	43	42	128	1993-96
Cindy Daws, Notre Dame	61	67	189	1993-96
Cindy Fix, Detroit	54	42	150	1993-96
Debbie Keller, North Carolina	67	57	191	1993-96
Christie Pearce, Monmouth	79	54	212	1993-96
Jennifer Walek, Minnesota	60	42	162	1993-97
Ann Cook, William & Mary	42	49	133	1993-97
Holly Pedley, Army	48	48	144	1994-97
Robin Confer, North Carolina	77	55	209	1994-97
Cindy Parlow, North Carolina	68	53	189	1995-98
Melissa Pini, Florida	60	40	160	1995-98
Mandy Clemens, Santa Clara	67	65	199	1996-99
Jenny Streiffer, Notre Dame	70	71	211	1996-99
Danielle Fotopoulos, SMU/Florida	118	48	284	1994-96, 98
Margaret Tietjen, Connecticut	43	43	129	1995-98
Anne Mucci, Northern Ill.	43	43	129	1995-98
Missy Wycinski, William & Mary	75	52	202	1986-99
Anne Makinen, Notre Dame	65	56	186	1997-00
Jen Carlson, Connecticut	53	47	153	1997-00
Meotis Erickson, Notre Dame	59	46	164	1998-00
Andi Sellers, Florida	71	43	185	1997-99, 01
Abby Wambach, Florida	96	50	242	1998-01
Christie Welsh, Penn St.	82	52	216	1999-02

Miscellaneous

FASTEST GOAL, START OF GAME

Time	Player, Team	Opponent	Date
:06	Kristi Cummings, UNC Asheville	Furman	Sept. 18, 1995
:08	Monica Holschauer, UCF	Northern Ill.	Oct. 6, 1996
:10	Missy Wycinsky, William & Mary	Va. Commonwealth	Oct. 23, 1999
:10	Jill Cook, Texas	Vanderbilt	Oct. 15, 1995
:11	Stephanie Rigamat, UCLA	San Diego	Sept. 24, 2000
:11	Simone Ferrara, UC Irvine	UCF	Oct. 27, 1997
:12	Kaziah Hill, Boise St.	San Jose St.	Oct. 28, 2001
:12	Justi Baumgardt, Portland	San Diego St.	Sept. 3, 1995
:13	Lindsay Johnson, Illinois	Penn St.	Nov. 11, 2001
:13	Jen Duran, Arizona	Loyola Marymount	Sept. 4, 1995
:14	Rachelle Snyder, Penn	Delaware	Sept. 9, 2001
:15	Shannon Leahy, South Ala.	Howard	Oct. 3, 1998
:15	Linda Hoffman, Santa Clara	Sonoma St.	Oct. 2, 1990
:15	Michelle McCarthy, Notre Dame	Xavier	Oct. 8, 1993
:16	Ginger Sellick, Boise St.	Eastern Wash.	Sept. 19, 1999
:16	Mandy Clemens, Santa Clara	Minnesota	Nov. 22, 1997

FASTEST CONSECUTIVE GOALS, SAME TEAM

Time	First Goal	Second Goal vs. Opp.	Date
:05	Stephanie Erickson, Northwestern	Erickson vs. Aurora	Sept. 25, 1994
:05	Jill Pearson, Fresno St.	Pearson vs. Cal St. Bakersfield	Sept. 9, 1997
:10	Maren Hendershot, BYU	Hendershot vs. Wyoming	Oct. 21, 1999
:11	Sarah Wong, Mississippi	Wong vs. Chattanooga	Sept. 5, 1998
:12	Carli Lloyd, Rutgers	Keri Lages vs. LaSalle	Sept. 17, 2001
:13	Kim Woldt, Wis-Green Bay	Woldt vs. Arkansas	Oct. 1, 1999
:14	Ashley Mitnick, LSU	Rachel Cohen vs. Alabama	Oct. 13, 2000
:14	Jo Hinks, Iowa St.	Hinks vs. Kent St.	Oct. 31, 1997
:14	Katie Baruth, Texas	Valerie Page vs. Kansas	Sept. 15, 1996
:15	Megheen Walker, Iowa St.	Walker vs. Kan. Newman	Oct. 15, 1997
:15	Andi Sellers, Florida	Sellers vs. Florida Int'l	Sept. 7, 1997
:16	Lindsey Whitehead, Dayton	Beth McHugh vs. Duquesne	Oct. 25, 2002
:16	Christie Welsh, Penn St.	Welsh vs. Indiana	Sept. 22, 2000
:16	Allison Marra, Loyola Marymount	Marra vs. Gonzaga	Nov. 5, 1999
:16	Missy Wycinsky, William & Mary	Kristen Woffer vs. UNC Wilmington	Oct. 20, 1999
:16	Erin Baxter, Florida	Abby Wambach vs. Old Dominion	Oct. 4, 1998
:16	Kelli Wilson, Northwestern	Kase McCoy vs. IPFW	Oct. 28, 2001

FASTEST CONSECUTIVE GOALS, OPPOSING TEAMS

Time	First Goal	Second Goal	Date
:06	Kristen Graczyk, Connecticut	Chandra King, Yale	Nov. 1, 2001
:06	Hollie Schurr, Illinois	Kate Gordon, Marquette	Sept. 17, 2001
:10	Courtney Carter, Oregon St.	Dania Cabello, California	Oct. 20, 2002
:10	Erin Duemmel, Morehead St.	Ida Hakansson, Eastern Ill.	Sept. 25, 1999
:10	Kristen Luoma, Oakland	Holly Toth, Dayton	Sept. 3, 1999
:10	Michelle Bruntlett, Vanderbilt	Nicole Greathead, Georgia	Nov. 3, 2000
:13	Erin O'Grady, Syracuse	Lindsay Eckles, Ohio St.	Aug. 27, 2000
:14	Colleen Hoban, Ohio St.	Jessica Beers-Altman, Georgetown	Sept. 8, 2002
:14	Stacey Mallison, California	Brianne Carmody, Washington St.	Nov. 5, 1999
:14	Emily Seebert, Auburn	Jamie Harlor, Portland St.	Oct. 3, 1999
:15	Beth McHugh, Dayton	Katie Schwager, Duquesne	Oct. 25, 2002
:15	Mari Hoff, Michigan	Lindsay Johnson, Illinois	Nov. 6, 1999
:16	Lindsay Wile, Texas Tech	Emily Fukuchi, Baylor	Oct. 15, 2000
:16	Andrea Kayal, Michigan	Nikki Thole, Missouri	Sept. 5, 1999
:16	Katie Colman, Purdue	Katherine Ward, Marquette	Sept. 1, 1998

CONSECUTIVE GAMES WITH AT LEAST ONE GOAL

No.	Player, Team	From	To
15	Brandi Chastain, Santa Clara	Aug. 28, 1990	Oct. 19, 1990
11	Maria Kun, Hartford	Oct. 10, 1997	Nov. 9, 1997
10	Amanda Guertin, Notre Dame	Oct. 12, 2001	Nov. 18, 2001
10	Missy Gregg, Dayton	Oct. 1, 1999	Nov. 5, 1999
10	Courtney Linex, Southern Methodist	Oct. 8, 1995	Nov. 5, 1995
10	Christie Pearce, Monmouth	Sept. 28, 1996	Oct. 31, 1996
10	Abby Wambach, Florida	Oct. 7, 2001	Nov. 9, 2001
9	Mandy Heintz, LSU	Sept. 8, 2002	Oct. 6, 2002
9	Sara Yohe, Florida	Sept. 4, 1999	Oct. 3, 1999
9	Annie Wayland, Illinois St.	Aug. 27, 1999	Sept. 28, 1999
9	Traci Arkenberg, UCLA	Sept. 26, 1997	Oct. 31, 1997
9	Meotis Erikson, Notre Dame	Sept. 26, 1997	Oct. 26, 1997
9	Laurie Hegedorn, New Mexico	Sept. 18, 1997	Oct. 17, 1997
9	Shelley Marusak, Centenary (La.)	Sept. 27, 1995	Oct. 18, 1995
9	Kim Lynass, Washington St.	Oct. 14, 1990	Sept. 8, 1991
9	Kelly Smith, Seton Hall	Sept. 13, 1997	Oct. 10, 1997
9	Amy Van Laecke, Notre Dame	Oct. 19, 1995	Nov. 26, 1995

CONSECUTIVE SHUTOUT MINUTES

Time	Player, Team	From	To
1,669:25	Anne Sherow, North Carolina	Sept. 5, 1987	Sept. 3, 1988
1,268:29	Crystal Gordon, Santa Clara	Sept. 19, 1998	Dec. 4, 1998
1,114:00	Jenni Branam, North Carolina	Oct. 8, 1999	Dec. 5, 1999
1,003:58	Tiffany DeCoff, Holy Cross	Sept. 25, 1999	Nov. 10, 1999
884:00	Lori Houlihan, Monmouth	Sept. 18, 1996	Oct. 25, 1996
855:17	Nicole Williams, Georgia	Nov. 16, 1998	Sept. 24, 1999
828:25	Becky Hornbacher, Nebraska	Sept. 14, 1997	Nov. 2, 1997
826:01	Erica Izard, Denver	Sept. 21, 2001	Oct. 25, 2001
810:00	Annah Castellini, Army	1993	1993
803:27	Erica Izard, Denver	Oct. 4, 2002	Nov. 15, 2002



David Gonzales

Stanford sophomore Nicole Barnhart led the Cardinal to an outstanding season. Barnhart allowed only four goals in 2,047 minutes.

Time	Player, Team	From	To
786:34	Monica Cox, Indiana	Oct. 2, 1993	Oct. 31, 1993
723:00	Anne Kluetmeier, Pennsylvania	Sept. 12, 1998	Sept. 29, 1998
710:22	Karina LeBlanc, Nebraska	Sept. 15, 2000	Oct. 8, 2000
700:08	Tamara Browder, Washington	Oct. 12, 1991	Sept. 5, 1992
700:02	Liz Wagner, Notre Dame	Oct. 13, 2000	Nov. 12, 2000

Annual Champions

POINTS PER GAME

Season	Player, Team	Cl.	G	GO	A	P	Avg.
1998	Kelly Smith, Seton Hall.....	Jr.	17	24	8	56	3.29
1999	Kelly Smith, Seton Hall.....	Sr.	19	27	8	62	3.26
2000	Lara Brown, Centenary (La.).....	So.	18	23	8	54	3.00
2001	Abby Wambach, Florida.....	Sr.	24	31	14	76	3.17
2002	Marilyn Marin, North Texas.....	Jr.	19	26	15	67	3.53

GOALS PER GAME

Season	Player, Team	Cl.	G	GO	Avg.
1998	Kelly Smith, Seton Hall.....	Jr.	17	24	1.41
1999	Kelly Smith, Seton Hall.....	Sr.	19	27	1.42
2000	Lara Brown, Centenary (La.).....	So.	18	23	1.28
2001	Abby Wambach, Florida.....	Sr.	24	31	1.29
2002	Rosie Luzak, Niagara.....	Jr.	18	25	1.39

ASSISTS PER GAME

Season	Player, Team	Cl.	G	A	Avg.
1998	Marit Foss, Jacksonville.....	So.	20	20	1.00
1999	Mandy Clemens, Santa Clara.....	Sr.	24	23	0.96
2000	Marit Foss, Jacksonville.....	Sr.	22	28	1.27
2001	Aly Wagner, Santa Clara.....	Jr.	24	20	0.83
2002	Kelly Parker, UTEP.....	Sr.	19	19	1.00

GOALS-AGAINST AVERAGE

Season	Player, Team	Cl.	G	MIN	GA	GAA
1998	Crystal Gordon, Santa Clara.....	So.	22	1,741	3	0.16
1999	Crystal Gordon, Santa Clara.....	Jr.	21	1,303	3	0.21
2000	Elizabeth Wagner, Notre Dame.....	Jr.	25	2,509.7	9	0.39
2001	Shanna Caldwell, Connecticut.....	Sr.	18	1,149	5	0.39
2002	Nicole Barnhart, Stanford.....	So.	23	2,047	4	0.18

SAVES PER GAME

Season	Player, Team	Cl.	G	SV	Avg.
1998	Christine Handle, Youngstown St.	Fr.	15	158	10.53
1999	Stacy O'Neil, Nicholls St.	Jr.	19	205	10.79
2000	Champaigne Beidler, St. Peter's.....	Sr.	17	193	11.35
2001	Sarah Cronin, St. Peter's.....	Sr.	17	189	11.12
2002	Sarah Broadbent, Austin Peay.....	Fr.	15	156	10.40

Team Records

Official NCAA Division I women's soccer records began with the 1982 season and are based on information submitted to the NCAA statistics service by institutions participating in the statistics rankings. Annual champions started in the 1998 season, which was the first year the NCAA compiled weekly leaders. In statistical rankings, the rounding of percentages and/or averages may indicate ties where none exist. In these cases, the numerical order of the rankings is accurate.

Scoring

POINTS

Game
59—Liberty vs. South Carolina St., Oct. 9, 1999; UTEP vs. Troy St., Aug. 30, 1997

GOALS

Game
24—Hartford vs. Iona, Sept. 14, 1985

Season
140—Notre Dame, 1996 (26 games)

SCORING AVERAGE

Season
6.00—Cincinnati, 1982 (96 goals in 16 games)

ASSISTS

Game
24—Notre Dame vs. Providence, Oct. 31, 1996

CORNER KICKS

Game
22—UNC Wilmington vs. Chowan, Sept. 7, 1995

Defense

SAVES

Game
39—Radford vs. North Carolina, Oct. 21, 1982

Season
383—Arkansas, 1994 (20 games)

SAVES PER GAME

Season
21.54—Robert Morris, 1992 (13 games)

GOALS AGAINST AVERAGE

Season
0.08—North Carolina, 1987 (2 GA in 2,190 min.)

SHUTOUTS

Season
22—North Carolina, 1997 (28 games); North Carolina, 1987 (24 games)

SHUTOUT PERCENTAGE

Season
.917—North Carolina, 1987 (22 in 24 games)

Miscellaneous

CONSECUTIVE WINS

92—North Carolina, Oct. 12, 1990 to Sept. 30, 1994

UNBEATEN STREAK

103—North Carolina, Sept. 30, 1986 to Sept. 17, 1990

CONSECUTIVE HOME WINS

84—North Carolina, Sept. 6, 1986 to Sept. 18, 1994

CONSECUTIVE CONFERENCE WINS

(Includes conference tournaments)
55—North Carolina, Oct. 23, 1994 to Sept. 1, 2000

CONFERENCE GAMES UNBEATEN STREAK

(Includes conference tournaments)
55—North Carolina, Oct. 23, 1994 to Sept. 1, 2000

CONSECUTIVE SHUTOUTS

16—Santa Clara, Sept. 24, 1998 to Nov. 28, 1998

WINS IN A SEASON

27—North Carolina, 1997

CONSECUTIVE WINNING SEASONS

21—Connecticut, 1982 to current; North Carolina, 1982 to current; William & Mary, 1982 to current

MOST IMPROVED WON-LOSS-TIED RECORDS

15.0—South Ala., 2-17-0 (1996) to 18-3-1 (1997)

Game

POINTS

No.	Team vs. Opponent	Date
59	Liberty vs. South Carolina St.	Oct. 9, 1999
59	UTEP vs. Troy St.	Aug. 30, 1997
57	Southern Methodist vs. Trinity (Tex.).....	Sept. 20, 1987
56	Mercer vs. South Carolina St.	Aug. 27, 2000
56	Hartford vs. Iona	Sept. 14, 1985
55	Radford vs. UNC Asheville.....	Oct. 5, 1986
53	Centenary (La.) vs. Louisiana Col.	Oct. 27, 1999
52	South Ala. vs. South Carolina St.	Aug. 29, 1999
52	North Texas vs. Troy St.	Aug. 31, 1997
52	Notre Dame vs. Providence.....	Aug. 31, 1996

No.	Team vs. Opponent	Date
52	Cincinnati vs. Mt. St. Joseph.....	Sept. 20, 1982
51	Alabama vs. Jackson St.....	Sept. 22, 2002
50	UCF vs. Alabama.....	Sept. 27, 1986
48	Va. Commonwealth vs. Youngstown St.	Sept. 10, 2000
45	South Ala. vs. South Carolina St.	Aug. 25, 2000
45	Northwestern St. vs. Louisiana Col.	Sept. 1, 1998
45	Wis.-Milwaukee vs. Western Ill.	Sept. 5, 1997
45	Connecticut vs. West Virginia.....	1996

GOALS

No.	Team vs. Opponent	Date
24	Hartford vs. Iona.....	Sept. 14, 1985
23	Liberty vs. South Carolina St.	Oct. 9, 1999
22	North Texas vs. Troy St.	Aug. 31, 1997
22	Radford vs. UNC Asheville.....	Oct. 5, 1986
21	South Ala. vs. South Carolina St.	Aug. 29, 1999

No.	Team vs. Opponent	Date
20	Alabama vs. Jackson St.	Sept. 22, 2002
20	UTEP vs. Troy St.	Aug. 30, 1997
19	Centenary (La.) vs. Alcorn St.	Sept. 24, 2002
19	Mercer vs. South Carolina St.	Aug. 27, 2000
19	Centenary (La.) vs. Louisiana Col.	Oct. 27, 1999
19	Cincinnati vs. Mt. St. Joseph	Sept. 20, 1982
18	South Ala. vs. Jackson St.	Aug. 31, 2002
18	Oral Roberts vs. Troy St.	Sept. 6, 1997
18	Southern Methodist vs. Trinity (Tex.)	Sept. 20, 1987
18	Louisville vs. Kentucky	Sept. 21, 1985

ASSISTS

No.	Team vs. Opponent	Date
24	Notre Dame vs. Providence	Aug. 31, 1996
21	Connecticut vs. West Virginia	1996
21	Southern Methodist vs. Trinity (Tex.)	Sept. 20, 1987
19	UTEP vs. Troy St.	Aug. 30, 1997
18	Mercer vs. South Carolina St.	Aug. 27, 2000
17	Nebraska vs. Ark.-Little Rock	Aug. 27, 2000
17	Notre Dame vs. La Salle	Sept. 4, 1993
16	Navy vs. Rider	Oct. 22, 2000
16	Nebraska vs. Colorado	Oct. 13, 1996
16	UCF vs. Alabama	Sept. 27, 1986
15	North Carolina vs. South Carolina	Sept. 8, 2000
15	Centenary (La.) vs. Louisiana Col.	Oct. 27, 1999
15	Clemson vs. Alabama	Sept. 1, 1998
15	Northwestern St. vs. Louisiana Col.	Sept. 1, 1998
15	Mississippi vs. Northwestern St.	Nov. 1, 1996
15	George Mason vs. East Caro.	Sept. 4, 1994

SAVES

No.	Team vs. Opponent	Date
39	Radford vs. North Carolina	Oct. 21, 1982
34	Columbia-Barnard vs. Cornell	1991
33	Robert Morris vs. West Va. Wesleyan	Oct. 13, 1992
33	Xavier vs. Miami (Ohio)	Nov. 3, 1984
33	Providence	1983
31	Buffalo vs. Michigan	Sept. 17, 1995
31	UC Irvine vs. Washington St.	1993
31	Canisius vs. Buffalo	Sept. 27, 1984
30	Stony Brook vs. Boston College	Oct. 9, 1992
29	Marist vs. Lehigh	Sept. 8, 1999
29	Kent St. vs. Wis.-Green Bay	Nov. 1, 1997
29	Arkansas vs. Florida	Nov. 10, 1996
29	Robert Morris vs. Liberty	Oct. 26, 1994
29	Maine vs. Dartmouth	Sept. 25, 1994
29	Dartmouth vs. Plymouth St.	Oct. 1, 1982

Season

SCORING AVERAGE

Team	Year	Games	No.	Avg.
Cincinnati	1982	16	96	6.00
Notre Dame	1997	25	135	5.40
Notre Dame	1996	26	140	5.38
North Carolina	1982	21	112	5.33
North Carolina	1992	25	132	5.28
North Carolina	1984	25	120	4.80
North Carolina	1983	20	95	4.75
North Carolina	1985	21	98	4.61
North Carolina	1986	25	113	4.52
Santa Clara	1999	24	108	4.50
Notre Dame	1993	22	97	4.47
UTEP	2002	19	84	4.42
Connecticut	1996	25	109	4.36
Nebraska	1999	25	108	4.32
North Carolina St.	1984	16	68	4.25
North Carolina	1994	27	114	4.22
North Carolina	1991	24	101	4.21
Monmouth	1995	20	84	4.20
North Carolina	1996	26	109	4.19
North Carolina	1997	28	117	4.18

GOALS

Team	Year	Games	Goals
Notre Dame	1996	26	140
Notre Dame	1997	25	135
North Carolina	1992	25	132
North Carolina	1984	25	120
North Carolina	1997	28	117
North Carolina	1994	27	114
North Carolina	1986	25	113

Team	Year	Games	Goals
North Carolina	1982	21	112
Connecticut	1996	25	109
North Carolina	1996	26	109
Nebraska	1999	25	108
Santa Clara	1999	24	108
North Carolina	1995	26	108
Notre Dame	1994	25	104
North Carolina	1991	24	101
North Carolina	1989	25	99
Notre Dame	1998	25	99
Florida	1996	25	98
North Carolina	1998	26	98
North Carolina	1985	21	98
Southern Methodist	1995	25	98

GOALS-AGAINST AVERAGE

(Min. 1,200 minutes)

Team	Year	GA	Min.	GAA
North Carolina	1987	2	2,190	0.082
Santa Clara	1998	4	2,204	0.163
Stanford	2002	4	2,101	0.171
North Carolina	1995	6	2,370	0.228
North Carolina	1984	6	2,220	0.243
North Carolina	1998	7	2,438	0.258
North Carolina	1997	8	2,502	0.288
Santa Clara	1990	7	1,830	0.344
North Carolina	1989	9	2,280	0.355
Notre Dame	1997	9	2,231.3	0.363
Navy	2002	8	1,960	0.367
North Carolina	1991	9	2,160	0.375
North Carolina	1982	8	1,890	0.381
Notre Dame	2000	10	2,305.5	0.390
North Carolina	1986	10	2,280	0.395
North Carolina	1988	9	2,010	0.403
Penn St.	2000	11	2,452.6	0.404
Portland	2000	9	2,002.3	0.405
UCLA	2000	10	2,212.8	0.407
North Carolina	1996	11	2,400	0.412

SAVES PER GAME

Team	Year	Games	No.	Avg.
Robert Morris	1992	13	280	21.54
Fordham	1993	16	321	20.06
Tennessee Tech	1997	16	314	19.63
Arkansas	1994	20	383	19.15
Robert Morris	1993	18	343	19.06
Robert Morris	1994	16	302	18.88
Troy St.	1997	18	286	15.88
Stony Brook	1992	20	313	15.65
Pacific (Cal.)	1993	19	296	15.58
Marist	1995	17	261	15.35
Pennsylvania	1991	15	230	15.33
Arkansas	1995	19	291	15.32
Fordham	1994	20	296	14.80
Columbia-Barnard	1991	15	220	14.67
Arkansas	1993	20	292	14.60
Dartmouth	1982	14	202	14.43
Maine	1994	16	233	14.38
Tennessee Tech	1996	11	157	14.27
Valparaiso	1993	18	249	13.83
Long Island	1997	18	247	13.72

SAVES

Team	Year	Games	No.
Arkansas	1994	20	383
Robert Morris	1993	18	343
Fordham	1993	16	321
Tennessee Tech	1997	16	314
Stony Brook	1992	20	313
Robert Morris	1994	16	302
Fordham	1994	20	296
Pacific (Cal.)	1993	19	296
Arkansas	1993	20	292
Arkansas	1995	19	291
Troy St.	1997	18	286
Robert Morris	1992	13	280
Valparaiso	1997	21	264
Marist	1995	17	261
Monmouth	1986	22	250
Valparaiso	1993	18	249
Long Island	1997	18	247
Chattanooga	1996	18	247
Kent St.	1997	19	233
Maine	1994	16	233

Penn State Sports Information



Christie Welsh's 40 goals and 40 assists throughout her career at Penn State payed off. The Nittany Lions earned a trip to the Women's College Cup in 2002.

SHUTOUT PERCENTAGE (Min. 12 shutouts)

Team	Year	Games	No.	Pct.
North Carolina	1987	24	22	.917
Santa Clara	1998	24	21	.875
Stanford	2002	23	19	.826
Brown	1984	15	12	.800
North Carolina	1997	28	22	.786
North Carolina	1998	26	20	.769
North Carolina	1995	26	20	.769
Colorado Col.	1986	21	16	.762
North Carolina	1982	21	16	.762
North Carolina	1984	25	19	.760
North Carolina	1989	25	19	.760
Monmouth	1995	20	15	.750
North Carolina St.	1988	24	18	.750
Santa Clara	1990	20	15	.750
Wisconsin	1991	20	15	.750
North Carolina	1994	27	20	.741
William & Mary	1986	19	14	.737
Princeton	2000	18	13	.722
Southeast Mo. St.	2001	18	13	.722
Notre Dame	1995	25	18	.720
Notre Dame	1997	25	18	.720

SHUTOUTS

Team	Year	Games	Shutouts
North Carolina	1987	24	22
North Carolina	1997	28	22
Santa Clara	1998	24	21
North Carolina	1998	26	20
North Carolina	1995	26	20
North Carolina	1994	27	20
North Carolina	1984	25	19
North Carolina	1989	25	19
Stanford	2002	23	19
North Carolina	1999	26	18
Notre Dame	1995	25	18
Notre Dame	1997	25	18
North Carolina St.	1988	24	18
Penn St.	2000	26	17
North Carolina	1986	25	17
North Carolina	1996	26	17
Portland	2002	26	16
Nebraska	2000	24	16
Notre Dame	2000	25	16
Santa Clara	1999	24	16

Team	Year	Games	Shutouts
North Carolina	1982	21	16
Notre Dame	1996	26	16
Notre Dame	1998	25	16
Portland	1995	23	16
Colorado Col.	1986	21	16

Miscellaneous

CONSECUTIVE WINS

No.	Team	From	To
92	North Carolina	Oct. 12, 1990	Sept. 30, 1994
46	North Carolina	Sept. 21, 1997	Dec. 4, 1998
36	North Carolina	1983	1984
36	North Carolina	1986	1987
35	North Carolina	1994	1995
26	Florida	Oct. 13, 1998	Oct. 3, 1999
25	Notre Dame	Oct. 19, 1995	Oct. 11, 1996
24	North Carolina	Sept. 26, 1999	Sept. 10, 2000
23	Santa Clara	Aug. 27, 1999	Dec. 3, 1999
23	North Carolina	1996	1997
23	Nebraska	Aug. 30, 1996	Dec. 1, 1996
22	Fairfield	Sept. 18, 1998	Nov. 8, 1998
22	North Carolina	1988	1989
20	Southern Methodist	Sept. 15, 1995	Nov. 25, 1995
19	Brigham Young	Oct. 21, 1996	Oct. 2, 1997

CONSECUTIVE GAMES UNBEATEN

No.	Team	From	To
103	North Carolina	Sept. 30, 1986	Sept. 17, 1990
101	North Carolina	Sept. 23, 1990	Oct. 16, 1994
70	North Carolina	Oct. 4, 1996	Dec. 4, 1998
56	North Carolina	1983	1985
35	North Carolina	1994	Nov. 26, 1995
32	Nebraska	Sept. 24, 1999	Oct. 13, 2000
26	Florida	Oct. 13, 1998	Oct. 3, 1999
25	Notre Dame	Oct. 19, 1995	Oct. 11, 1996
24	Notre Dame	Aug. 29, 1997	Nov. 29, 1997
24	Notre Dame	Sept. 3, 1994	Nov. 20, 1994
24	Southern Methodist	Sept. 10, 1995	Nov. 25, 1995
23	Santa Clara	Aug. 27, 1999	Dec. 3, 1999
23	Santa Clara	Sept. 1, 1998	Dec. 4, 1998
23	Nebraska	Aug. 30, 1996	Dec. 1, 1996
22	Portland	Sept. 2, 1995	Dec. 1, 1995

CONSECUTIVE HOME WINS

No.	Team	From	To
84	North Carolina	Sept. 6, 1986	Sept. 18, 1994
40	North Carolina	Sept. 5, 1981	Nov. 18, 1984
32	Santa Clara	Nov. 6, 1997	Sept. 4, 2000
29	North Carolina	1996	Sept. 10, 1999
29	Notre Dame	Sept. 5, 1999	Sept. 7, 2001
28	Notre Dame	Oct. 7, 1992	Oct. 6, 1995
27	Nebraska	Oct. 20, 1995	Sept. 4, 1998
27	North Carolina	1982	Nov. 18, 1984
25	Connecticut	1981	1984
23	Portland	Sept. 2, 1995	Sept. 7, 1997
22	Notre Dame	Oct. 8, 1995	Sept. 19, 1997
21	Brigham Young	Aug. 31, 1996	Oct. 24, 1997
21	Connecticut	1994	1995
20	Santa Clara	Oct. 22, 1989	Aug. 29, 1991
19	Colorado Col.	1991	1993

CONSECUTIVE CONFERENCE WINS (Includes conference tournaments)

No.	Team (Conference)	From	To
55	North Carolina (Atlantic Coast)	Oct. 23, 1994	Sept. 1, 2000
50	Florida (Southeastern)	Sept. 26, 1997	Oct. 14, 2001
36	Notre Dame (Big East)	Oct. 19, 1995	Oct. 16, 1998
34	North Carolina (Atlantic Coast)	1988	Sept. 21, 1994
33	Notre Dame (Big East)	Oct. 25, 1998	Sept. 30, 2001
29	Fairfield (Metro Atlantic)	Oct. 22, 1996	Oct. 13, 1999
26	Central Conn. St. (Northeast)	Sept. 6, 1997	Oct. 24, 1999
24	Notre Dame (Big East)	Sept. 10, 1991	Oct. 6, 1995
23	Furman (Southern)	Aug. 27, 1999	Nov. 4, 2000
22	Colgate (Patriot)	Oct. 7, 1995	Nov. 9, 1997
21	Nebraska (Big 12)	Nov. 6, 1998	Oct. 13, 2000
20	Monmouth (Northeast)	Sept. 9, 1995	Oct. 19, 1997
19	Santa Clara (West Coast)	Oct. 31, 1997	Oct. 14, 2000
16	Eastern Ill. (Ohio Valley)	Sept. 6, 1998	Oct. 29, 2000

CONSECUTIVE CONFERENCE GAMES UNBEATEN

(Includes conference tournaments)

No.	Team (Conference)	From	To
55	North Carolina (Atlantic Coast)	Oct. 23, 1994	Sept. 1, 2000
50	Florida (Southeastern)	Sept. 26, 1997	Oct. 14, 2001
41	North Carolina (Atlantic Coast)	Oct. 30, 1987	Sept. 21, 1994
38	Fairfield (Metro Atlantic)	Oct. 16, 1996	Oct. 1, 2000
37	Notre Dame (Atlantic Coast)	Oct. 19, 1995	Oct. 16, 1998
29	Portland (West Coast)	Oct. 12, 1993	Nov. 2, 1997
27	Marquette (Conference USA)	Oct. 17, 1999	Oct. 14, 2001
26	Central Conn. St. (Northeast)	Sept. 6, 1997	Oct. 24, 1999
24	Notre Dame (Big East)	Sept. 10, 1991	Oct. 6, 1995
23	Furman (Southern)	Aug. 27, 1999	Nov. 4, 2000
22	Penn St. (Big Ten)	Sept. 22, 2000	Oct. 26, 2001
22	Colgate (Patriot)	Oct. 7, 1995	Nov. 9, 1997
22	Harvard (Ivy)	Sept. 1, 1994	Sept. 28, 1997
22	Hartford (America East)	Sept. 7, 1991	Oct. 24, 1995
21	Denver (Sun Belt)	Sept. 28, 2001	current
21	Nebraska (Big 12)	Nov. 6, 1998	Oct. 13, 2000
21	UNC Greensboro (Southern)	1996	Sept. 19, 1999

CONSECUTIVE WINNING SEASONS

No.	Team	From	To
21	Connecticut	1982	current
21	North Carolina	1982	current
21	William & Mary	1982	current
19	Santa Clara	1984	current
18	Virginia	1985	current
17	Portland	1986	current
16	Massachusetts	1982	1997
15	Notre Dame	1988	current
15	Stanford	1988	current
14	Xavier	1989	current
13	North Carolina St.	1984	1996
13	Southern Methodist	1986	1997
12	Colorado Col.	1982	1993
11	UC Santa Barb.	1983	1993
10	Brown	1982	1991

SEASON WINS

No.	Team	Year
27	North Carolina	1997
26	Florida	1998
25	North Carolina	1998
25	North Carolina	1992
25	North Carolina	1994
25	North Carolina	1995
25	North Carolina	1996
24	North Carolina	2001
24	North Carolina	1999
24	North Carolina	1984
24	North Carolina	1986
24	North Carolina	1989
24	North Carolina	1991
24	Notre Dame	1996
23	Notre Dame	2000
23	Santa Clara	1999
23	Connecticut	1997
23	Nebraska	1996
23	North Carolina	1987
23	Notre Dame	1994
23	Notre Dame	1997
23	Southern Methodist	1995
23	Santa Clara	2001

CONSECUTIVE SHUTOUTS

No.	Team	From	To
16	Santa Clara	Sept. 24, 1998	Nov. 28, 1998
13	North Carolina	Sept. 24, 1989	Oct. 28, 1989
12	North Carolina	Sept. 6, 1987	Oct. 12, 1987
12	North Carolina St.	1984	1984
10	Holy Cross	Sept. 28, 1999	Oct. 31, 1999
10	Brown	1984	1984
10	North Carolina	1986	1986
9	Denver	Oct. 11, 2002	Nov. 15, 2002
9	Denver	Sept. 28, 2001	Oct. 21, 2001
9	Connecticut	1995	1995
9	Massachusetts	Oct. 11, 1982	Oct. 31, 1982
9	Monmouth	Sept. 22, 1996	Oct. 20, 1996
9	Nebraska	Sept. 18, 1997	Oct. 26, 1997

No.	Team	From	To
9	Army	1993	1993
9	North Carolina	1987	1987
9	North Carolina	1984	1984
9	Wisconsin	1985	1985

MOST IMPROVED

Team (Coach)	Year	W-L-T	Previous	Games Improved
South Ala. (Mark Francis)	1997	18-3-1	2-17-0	15
Hartford (Mark Krikorian)	1997	19-2-1	4-14-0	13.5
Portland St.	2002	1-15-2	13-5-4	11
UTEP	2002	3-11-2	16-3-0	10.5
Southern Methodist (Alan Kirkup)	1995	23-1-1	10-9-1	10.5
LSU (George Fotopoulos)	2000	15-6-0	4-15-1	10
Nebraska (John Walker)	1996	23-1-0	10-8-0	10
Rhode Island (Shelley Addison-Smith)	1998	12-7-1	2-16-0	9.5
Radford (Ben Shorabi)	1997	16-4-0	5-12-2	9.5
Brown (Phil Pincince)	2000	13-4-0	3-12-2	9
Brigham Young (Jennifer Rockwood)	1996	22-1-0	11-8-1	9
Maryland (April Heinrichs)	1995	18-6-0	7-10-3	9
Miami (Ohio) (Bobby Kramig)	1999	17-3-1	5-8-3	8.5
Southwest Mo. St. (Rob Brewer)	1999	14-7-1	4-14-1	8.5
Illinois St. (Pete Kowall)	1998	12-5-1	4-14-1	8.5
Kent (Colleen Marcum)	1998	13-7-1	3-14-2	8.5
Northwestern St. (Pete Watkins)	1998	9-8-2	0-16-3	8.5
Creighton (Ray Leone)	1993	14-3-2	6-12-0	8.5
Fl. Atlantic (Kos Donev)	1992	11-3-0	1-10-0	8.5
St. Louis (Tim Champion)	1999	14-3-3	7-12-1	8
Vanderbilt (Ken McDonald)	1990	15-2-0	6-9-0	8
Southern California (Karen Stanley)	1994	10-7-3	2-15-2	8

Annual Champions

SCORING OFFENSE

Season	Team	G	GOALS	Avg.
1998	Notre Dame	25	99	3.96
1999	Santa Clara	24	108	4.50
2000	North Carolina	24	97	4.04
2001	Santa Clara	25	80	3.20
2002	UTEP	19	84	4.42

GOALS-AGAINST AVERAGE

Season	Player, Team	G	Min.	GA	GAA
1998	Santa Clara	24	2,204	4	0.163
1999	Santa Clara	24	2,160	10	0.417
2000	Notre Dame	25	2,305.5	10	0.390
2001	Southeast Mo. St.	18	1623	8	0.444
2002	Stanford	23	2,101	4	0.171

SHUTOUT PERCENTAGE

Season	Team	G	SO	Avg.
1998	Santa Clara	24	21	0.875
1999	North Carolina	26	18	0.692
2000	Princeton	18	13	0.722
2001	Southeast Mo. St.	18	13	0.722
2002	Stanford	23	18	0.783

WINNING PERCENTAGE

Season	Player, Team	W	L	T	Pct.
1998	Florida	26	1	0	.963
1999	Santa Clara	23	1	0	.958
2000	Notre Dame	23	1	1	.940
2001	North Carolina	24	1	0	.960
2002	Stanford	21	2	0	.913

MOST IMPROVED

Season	Team	W-L-T	Pvs.	Games Improved
1998	Rhode Island	12-7-1	2-16-0	9.5
1999	Miami (Ohio)	17-3-1	5-8-3	8.5
	Southwest Mo. St.	14-7-1	4-14-1	8.5
2000	LSU	15-6-0	4-15-1	10.0
2001	Campbell	13-6-0	4-12-1	7.5
2002	Portland St.	1-15-2	13-5-4	11.0

2002 Most Improved

School (Coach)	2001	2002	\$Games Improved
Portland St. (Tara Bilanski)	1-15-2	13-5-4	11.0
UTEP (Kevin Cross)	3-11-2	16-3-0	10.5
Radford (Ben Shorabi)	4-9-5	15-5-1	7.5
Niagara (Peter Veltri)	6-12-0	12-5-1	6.5
St. Bonaventure (Dan Magner)	3-15-1	10-9-0	6.5
Charlotte (Neil Roberts)	9-7-4	16-2-2	6.0
New Mexico (Kit Vela)	4-12-2	12-8-1	6.0
Tenn.-Martin (Nathan Pifer)	4-14-0	9-7-3	6.0
Chattanooga (J.D. Kyzer)	4-13-1	10-8-1	5.5
Jacksonville (Mike Johnson)	9-9-1	15-4-2	5.5
San Diego St. (Chuck Clegg)	6-11-1	13-7-0	5.5
Ark.-Little Rock (Greg Hess)	0-16-1	6-12-0	5.0
Central Conn. St. (Mick D'Arcy)	7-8-2	15-6-0	5.0

School (Coach)	2001	2002	\$Games Improved
Colorado (Bill Hempen)	3-11-2	10-8-2	5.0
Jacksonville St. (Lisa Howe)	6-10-1	12-6-2	5.0
St. John's (N.Y.) (Ian Stone)	6-11-0	11-6-4	5.0
South Carolina St. (Sonia King)	1-16-1	6-11-0	5.0
Wisconsin (Dean Duerst)	5-11-3	13-9-3	5.0
UC Riverside (Veronica O'Brien)	5-12-0	10-8-1	4.5
Cal Poly (Alex Crozier)	7-9-4	14-7-0	4.5
Coastal Caro. (Karrie Miller)	4-11-4	8-6-4	4.5
Hofstra (JoAnne Russell)	8-8-3	14-5-1	4.5
Northwestern St. (Jimmy Mitchell)	6-9-2	12-6-5	4.5
Pepperdine (Tim Ward)	12-5-3	18-2-2	4.5
St. Louis (Tim Champion)	8-10-1	13-6-1	4.5
South Fla. (Logan Fleck)	4-13-2	8-8-2	4.5

\$To determine games improved, add the difference in victories between the two seasons to the difference in losses, then divide by two; ties not counted. Includes postseason.

Final Coaches' Polls

NOTE: Poll conducted by the Intercollegiate Soccer Coaches Association of America (ISAA) from 1982-95. The National Soccer Coaches Association of America assumed responsibility in 1996.

1982

1. North Carolina
2. UCF
3. Connecticut
4. Mo.-St. Louis
5. Massachusetts
6. Brown
7. Princeton
8. Harvard
9. George Mason
10. Boston College
11. Cortland St.
12. California
13. Rochester
14. Wisconsin
15. Virginia
16. Springfield
17. Colorado Col.
18. Hartwick
- T19. Carleton
- T19. Cincinnati

1983

1. Connecticut
2. North Carolina
3. Massachusetts
4. Cortland St.
5. California
6. George Mason
7. Mo.-St. Louis
8. Boston College
9. Colorado Col.
10. Cincinnati
11. Brown
12. Texas A&M
13. UCF
14. Keene St.
15. UC Santa Barb.
16. Harvard
17. Sonoma St.
18. Princeton
19. Radford
20. William & Mary

1984

1. North Carolina
2. Brown
3. George Mason
4. Massachusetts
5. Harvard
6. Connecticut
7. UCF

8. California
9. Colorado Col.
10. Vermont
11. William & Mary
12. Cortland St.
13. Boston College
14. UC Santa Barb.
15. Wisconsin
16. Mo.-St. Louis
17. Ithaca
- T18. North Carolina St.
- T18. Cornell

1985

1. George Mason
2. North Carolina
3. Massachusetts
4. Colorado Col.
5. Cortland St.
6. Wisconsin
7. Boston College
8. UC Santa Barb.
9. William & Mary
10. Brown
11. North Carolina St.
12. Cal St. Hayward
13. Connecticut
14. Radford
15. Adelphi
16. Mo.-St. Louis
17. Rutgers
18. California
19. Southern N.H.
20. Princeton

1986

1. North Carolina
2. Massachusetts
3. George Mason
4. Colorado Col.
5. California
6. William & Mary
7. Brown
8. UCF
9. UC Santa Barb.
10. Connecticut
- T11. Cal St. Hayward
- T11. North Carolina St.
13. Cincinnati
14. Boston College
15. Cal St. Dom. Hills
16. Wisconsin

17. Harvard
18. Cornell
19. Virginia
20. Northern Colo.

1987

1. North Carolina
2. Massachusetts
3. California
4. North Carolina St.
5. Colorado Col.
6. Connecticut
7. UCF
8. William & Mary
9. Barry
10. UC Santa Barb.
11. Virginia
12. Rutgers
13. Wisconsin
14. Cornell
15. George Mason
16. Santa Clara
17. Cal St. Dom. Hills
18. Brown

1988

1. North Carolina
2. North Carolina St.
3. Colorado Col.
4. Massachusetts
5. William & Mary
6. Connecticut
7. California
8. Wisconsin
9. Virginia
10. George Mason
11. UCF
12. UC Santa Barb.
13. Brown
14. St. Mary's (Cal.)
15. New Hampshire
16. Cincinnati
17. Stanford
- T18. Monmouth
- T18. Boston College
20. Santa Clara

1989

1. North Carolina
2. Colorado Col.
3. William & Mary
4. Santa Clara
5. Connecticut
6. North Carolina St.
7. Virginia
8. UC Santa Barb.
9. Massachusetts
10. Hartford

11. Wisconsin
12. George Mason
13. California
14. UCF
15. Brown
16. St. Mary's (Cal.)
17. Southern Methodist
18. Cincinnati
19. Stanford
20. Princeton

1990

1. Santa Clara
2. North Carolina
3. Virginia
- T4. UC Santa Barb.
- T4. Wisconsin
6. Colorado Col.
7. Stanford
8. Connecticut
9. William & Mary
10. North Carolina St.
11. Southern Methodist
12. Hartford
13. Massachusetts
14. Duke
15. Portland
16. Rutgers
17. Brown
18. California
19. Cornell
20. UCF

1991

1. North Carolina
2. Colorado Col.
3. Virginia
4. Wisconsin
5. Stanford
6. North Carolina St.
7. Hartford
8. Connecticut
9. Santa Clara
10. Massachusetts
11. UCF
12. UC Santa Barb.
13. William & Mary
14. Southern Methodist
15. Portland
16. Notre Dame
17. New Hampshire
18. Cornell
- T19. Florida Int'l
- T19. Rutgers

1992

1. North Carolina
2. Hartford

3. Portland
4. Stanford
5. Virginia
6. Santa Clara
7. Duke
8. Connecticut
9. William & Mary
10. Massachusetts
11. Southern Methodist
12. North Carolina St.
13. Rutgers
14. UC Santa Barb.
15. Notre Dame
16. UCF
17. Colorado Col.
18. Yale
19. James Madison
20. Florida Int'l

1993

1. North Carolina
2. Stanford
3. Notre Dame
4. Santa Clara
5. Massachusetts
6. William & Mary
7. Portland
8. Duke
9. Wisconsin
10. George Mason
11. Connecticut
12. Southern Methodist
13. California
14. Dartmouth
15. Florida Int'l
16. UC Santa Barb.
17. Hartford
18. Tulsa
19. Virginia
20. Washington

1994

1. Notre Dame
2. North Carolina
3. Stanford
4. Duke
5. William & Mary
6. Connecticut
7. Portland
8. Hartford
9. Santa Clara
10. Virginia
11. Wisconsin
12. Brown
13. Clemson
14. Dartmouth
15. Oregon St.
16. George Mason
17. Massachusetts

18. Washington
19. Vanderbilt
- T20. George Washington
- T20. Washington St.

1995

1. North Carolina
2. Portland
3. Southern Methodist
4. Connecticut
5. Notre Dame
6. Maryland
- T7. Duke
- T7. Santa Clara
9. Stanford
10. Virginia
11. Hartford
12. North Carolina St.
13. Texas A&M
14. William & Mary
15. Massachusetts
16. Clemson
17. Minnesota
18. Wisconsin
19. San Diego
20. Vanderbilt
21. Cal Poly
22. Kentucky
23. Penn St.
24. UCLA
25. James Madison

1996

1. North Carolina
2. Notre Dame
3. Santa Clara
4. Portland
5. Connecticut
6. Nebraska
7. Maryland
8. Florida
9. Wisconsin
10. Penn St.
11. Texas A&M
12. Massachusetts
13. Harvard
14. James Madison
15. San Diego
16. Duke
17. Vanderbilt
18. Clemson
19. Virginia
20. Wake Forest
21. UNC Greensboro
22. George Mason
23. Dartmouth
24. Kentucky
25. California

1997

1. North Carolina
2. Connecticut
3. Notre Dame
4. Santa Clara
5. William & Mary
6. Harvard
7. Nebraska
8. UCLA
9. Hartford
10. Clemson
11. Portland
12. Texas A&M
13. Minnesota
14. Florida
15. Virginia
16. Southern Methodist
17. George Mason
18. Michigan
19. Maryland
20. Duke
21. UNC Greensboro
- T22. Brigham Young
- T22. Massachusetts
24. Penn St.
25. Vanderbilt

1998

1. Florida
2. North Carolina
3. Santa Clara
4. Portland
5. Notre Dame
6. Connecticut
7. Penn St.
8. Dartmouth
9. William & Mary
10. Nebraska
11. Clemson
12. San Diego St.
13. Brigham Young
14. Northwestern
15. Hartford
16. Georgia
17. Vanderbilt
18. Baylor
19. Michigan
20. Virginia
21. UCLA
22. Southern California
23. Harvard
24. Wake Forest
25. James Madison

1999

1. North Carolina
2. Notre Dame
3. Santa Clara
4. Penn St.
5. Nebraska
6. Clemson
- T7. Hartford
- T7. Stanford
9. Connecticut
10. Florida
11. Texas A&M
12. Wake Forest
13. William & Mary
14. UCLA
15. Southern Methodist
16. Virginia
- T17. Harvard
- T17. Southern California
19. Kentucky
20. Brigham Young
21. Michigan
22. Duke
23. Maryland
24. San Diego
25. James Madison

2000

1. North Carolina
2. UCLA
3. Notre Dame
4. Portland
5. Clemson
6. Penn St.
7. Santa Clara
8. Connecticut
9. Nebraska
10. Brigham Young
11. Washington
12. Texas A&M
13. Virginia
14. Florida St.
15. California
16. Dartmouth
17. Duke
18. Harvard
19. Florida
20. Stanford
21. Southern California
22. Hartford
23. Wake Forest
24. Marquette
25. Michigan

2001

1. Santa Clara
2. North Carolina
3. Portland
4. Florida
5. UCLA
6. Penn St.
7. Texas A&M
8. Virginia
9. Stanford
10. Connecticut
11. Clemson
12. Nebraska
13. Dartmouth
14. Rutgers
15. Cincinnati
16. Dayton
- T17. Notre Dame
- T17. St. Mary's (Cal.)
19. Washington
20. Florida St.
21. Southern Methodist
22. Pepperdine
23. Princeton
24. Michigan
25. California

2002

1. Portland
2. Santa Clara
3. North Carolina
4. Penn St.
5. Stanford
6. Texas A&M
7. UCLA
8. Connecticut
9. Pepperdine
10. Tennessee
11. Michigan
12. West Virginia
13. Nebraska
14. Texas
15. Notre Dame
16. Richmond
17. Virginia
18. California
19. Florida St.
20. Southern Methodist
21. Purdue
22. Southern California
23. Brigham Young
24. Maryland
- T25. Charlotte
- T25. Clemson

Final Soccer America Polls

1994

1. Notre Dame
2. North Carolina
3. William & Mary
4. Stanford
5. Duke
6. Connecticut
7. Hartford
8. Portland
9. Santa Clara
10. George Mason
11. Massachusetts
12. Wisconsin
13. Washington
14. Virginia
15. Clemson
16. Brown
17. Dartmouth
18. Oregon St.
19. Washington St.
20. Vanderbilt

1995

1. North Carolina
2. Portland
3. Southern Methodist
4. Notre Dame
5. Connecticut
6. Duke
7. Santa Clara
8. Stanford
9. Maryland
10. Texas A&M
11. Virginia

12. North Carolina St.
13. Hartford
14. William & Mary
15. Clemson
16. Massachusetts
17. James Madison
18. Kentucky
19. San Diego
20. Minnesota

1996

1. Notre Dame
2. North Carolina
3. Portland
4. Connecticut
5. Nebraska
6. Texas A&M
7. Harvard
8. Santa Clara
9. Florida
10. Virginia
11. Clemson
12. William & Mary
13. Maryland
14. Wisconsin
15. UNC Greensboro
16. George Mason
17. Indiana
18. Wake Forest
19. California
20. Duke

1997

1. North Carolina

2. Notre Dame
3. Santa Clara
4. Texas A&M
5. Connecticut
6. Nebraska
7. Florida
8. Portland
9. William & Mary
10. Clemson
11. Hartford
12. Virginia
13. Maryland
14. Duke
15. Southern Methodist
16. UCLA
17. Minnesota
18. Michigan
19. Harvard
20. Georgia

1998

1. North Carolina
2. Santa Clara
3. Florida
4. Notre Dame
5. Portland
6. Connecticut
7. Dartmouth
8. Hartford
9. Penn St.
10. San Diego St.
11. Clemson
12. Virginia
13. Brigham Young

14. Michigan
15. Nebraska
16. William & Mary
17. Vanderbilt
18. UCLA
19. Wake Forest
20. Baylor

1999

1. Santa Clara
2. North Carolina
3. Florida
4. Nebraska
5. Notre Dame
6. Harvard
7. William & Mary
8. Connecticut
9. Clemson
10. Penn St.
11. Wake Forest
12. Stanford
13. Southern California
14. Kentucky
15. Virginia
16. UCLA
17. Michigan
18. Texas A&M
19. Southern Methodist
20. Fresno St.

2000

1. Notre Dame
2. Penn St.
3. Nebraska

4. California
5. Washington
6. UCLA
7. Clemson
8. North Carolina
9. Brigham Young
10. Portland
11. Stanford
12. Texas A&M
13. Southern California
14. Florida St.
15. Wake Forest
16. Florida
17. Dartmouth
18. Connecticut
19. Washington St.
20. Boston U.

2001

1. North Carolina
2. Santa Clara
3. Portland
4. UCLA
5. Texas A&M
6. Florida
7. Notre Dame
8. Penn St.
9. Stanford
10. Texas
11. Virginia
12. Nebraska
13. St. Mary's (Cal.)
14. West Virginia
15. Clemson

16. Connecticut
17. Washington
18. Florida St.
19. Auburn
20. Illinois

2002

1. Stanford
2. North Carolina
3. UCLA
4. Santa Clara
5. Pepperdine
6. Connecticut
7. Portland
8. West Virginia
9. Texas A&M
10. Nebraska
11. Texas
12. Tennessee
13. Penn St.
14. Clemson
15. Denver
16. Washington St.
17. Brigham Young
18. California
19. Maryland
20. Villanova
21. Duke
22. Cincinnati
23. Charlotte
24. Virginia
25. Arizona St.

Final Soccer Buzz Polls

1996

1. North Carolina
2. Notre Dame
3. Portland
4. Santa Clara
5. Nebraska
6. Connecticut
7. Texas A&M
8. Florida
9. Maryland
10. Wisconsin
11. Harvard
12. Clemson
13. Brigham Young
14. Virginia
15. Penn St.
16. James Madison
17. UNC Greensboro
18. Colgate
19. Massachusetts
20. California
21. Wake Forest
22. Dartmouth
23. Evansville
24. Kentucky
25. San Diego

1997

1. North Carolina
2. Notre Dame
3. Connecticut

4. Santa Clara
5. William & Mary
6. Hartford
7. Clemson
8. Harvard
9. UCLA
10. Texas A&M
11. Florida
12. Southern Methodist
13. Portland
14. Virginia
15. Nebraska
16. UNC Greensboro
17. George Mason
18. Minnesota
19. Duke
20. Brigham Young
21. Southern California
22. Maryland
23. Michigan
24. Evansville
25. Massachusetts

1998

1. Florida
2. North Carolina
3. Santa Clara
4. Portland
5. Notre Dame
6. Connecticut
7. Dartmouth
8. Penn St.

9. William & Mary
10. San Diego St.
11. Nebraska
12. Brigham Young
13. Clemson
14. Hartford
15. Northwestern
16. UCLA
17. Virginia
18. Harvard
19. Baylor
20. Vanderbilt
21. Georgia
22. Southern California
23. Michigan
24. Texas A&M
25. Wake Forest

1999

1. North Carolina
2. Santa Clara
3. Notre Dame
4. Penn St.
5. Nebraska
6. Clemson
7. Connecticut
8. Texas A&M
9. Florida
10. Hartford
11. Stanford
12. William & Mary
13. Wake Forest

14. Brigham Young
15. Harvard
16. Kentucky
17. Southern Methodist
18. UCLA
19. Southern California
20. Michigan
21. San Diego
22. Boston College
23. Missouri
24. Marquette
25. Virginia

2000

1. North Carolina
2. Notre Dame
3. UCLA
4. Portland
5. Clemson
6. Washington
7. Penn St.
8. Nebraska
9. Santa Clara
10. Connecticut
11. BYU
12. Florida St.
13. California
14. Texas A&M
15. Virginia
16. Dartmouth
17. Duke
18. Harvard

19. Marquette
20. Stanford
21. Florida
22. Southern California
23. Richmond
24. Wake Forest
25. Michigan

2001

1. Santa Clara
2. North Carolina
3. Portland
4. Florida
5. UCLA
6. Penn St.
7. Texas A&M
8. Virginia
9. Stanford
10. Clemson
11. Nebraska
12. Cincinnati
13. St. Mary's (Cal.)
14. Notre Dame
15. Connecticut
16. Southern Methodist
17. Florida St.
18. Rutgers
19. Princeton
20. Pepperdine
21. Washington
22. Dayton
23. Dartmouth

24. West Virginia
25. Texas

2002

1. Portland
2. Stanford
3. Santa Clara
4. North Carolina
5. Penn St.
6. Connecticut
7. Pepperdine
8. UCLA
9. Texas A&M
10. Tennessee
11. Nebraska
12. West Virginia
13. Michigan
14. Florida St.
15. Virginia
16. Notre Dame
17. Texas
18. Charlotte
19. Maryland
20. Richmond
21. Clemson
22. California
23. Cincinnati
24. Southern Methodist
25. Denver

Division II Women's Records

Individual Records	208
Team Records	214
Polls	218



Individual Records

Official NCAA Division II women's soccer records began with the 1982 season and are based on information submitted to the NCAA statistics service by institutions participating in the statistics rankings. Career records of players include only those years in which they competed in Division II. Annual champions started in the 1998 season, which was the first year the NCAA compiled weekly leaders. In statistical rankings, the rounding of percentages and/or averages may indicate ties where none exist. In these cases, the numerical order of the rankings is accurate.

Scoring

POINTS

Game

16—Betsy Morgan, Winona St. vs. Bemidji St., Oct. 22, 1997; Liz Jallo, Carson-Newman vs. Converse, Sept. 19, 2002

Season

156—Missy Gregg, Christian Bros., 2001

Career

309—Pauliina Miettinen, Franklin Pierce, 1995-98 (78 games)

POINTS PER GAME

Season

7.09—Missy Gregg, Christian Bros., 2001 (156 in 22 games)

Career (Min. 100 points)

5.98—Missy Gregg, Christian Bros., 2001-02 (287 in 48 games)

GOALS

Game

7—Liz Jallo, Carson-Newman vs. Converse, Sept. 19, 2002; Missy Gregg, Christian Bros. vs. Millsaps, Aug. 30, 2002

Season

73—Missy Gregg, Christian Bros. (22 games)

Career

135—Missy Gregg, Christian Bros., 2001-02 (48 games)

GOALS PER GAME

Season

3.32—Missy Gregg, Christian Bros., 2001 (73 in 22 games)

Career (Min. 40 goals)

2.81—Missy Gregg, Christian Bros., 2001-02 (135 in 48 games)

ASSISTS

Game

6—Kerry Limardo, Molloy vs. Concordia (N.Y.), Sept. 29, 1997; Annie Johnson, Lenoir-Rhyne vs. Montreat, Sept. 6, 1995

Season

35—Margaret Saurin, Christian Bros. (26 games), 2002

Career

65—Pauliina Miettinen, Franklin Pierce, 1995-98 (78 games)

ASSISTS PER GAME

Season

1.44—Anna Rask, Christian Bros., 2001 (26 in 18 games)

Career (Min. 25 assists)

1.42—Margaret Saurin, Christian Bros., 2001-02 (64 in 47 games)

40 GOALS AND 40 ASSISTS

Career

15 players, most recent: Margaret Saurin, Christian Bros., 2001-02

Goalkeeping

SAVES

Game

38—Lisa Stebbins, St. Michael's vs. Keene St., Sept. 15, 1985; Lisa Dingley, Ohio Valley vs. Shepherd, Oct. 19, 2002

Season

414—Lisa Dingley, Ohio Valley, 2002 (16 games)

Career

1,022—Heather Ross, Mass.-Lowell, 1995-98 (72 games)

SAVES PER GAME

Season

25.88—Lisa Dingley, Ohio Valley, 2002 (414 in 16 games)

Career

14.19—Heather Ross, Mass.-Lowell, 1995-98 (1,022 in 72 games)

GOALS AGAINST AVERAGE

Season (Min. 1,200 minutes)

0.18—Jeanette Smith, Franklin Pierce, 1994 (3 GA in 1,505 min.)

Career (Min. 2,500 minutes)

0.26—Jeanette Smith, Franklin Pierce, 1992-95 (9 GA in 3,150 min.)

MINUTES PLAYED

7,480—Sue Plante, Merrimack, 1986-89

SOLO SHUTOUTS

Season

16—Lauren Piening, Northern Ky., 1999 (25 games)

SOLO SHUTOUT PERCENTAGE

(min. 10 shutouts)

SEASON

0.74—Emily Huyck, Truman, 1999 (14 in 19 games); Jeanette Smith, Franklin Pierce, 1994 (14 in 19 games)

Miscellaneous

FASTEST GOAL FROM START OF GAME

:10—Michelle Rutigliano, C.W. Post vs. Queens (N.Y.), Oct. 9, 1999

FASTEST CONSECUTIVE GOALS BY SAME TEAM

:06—Susie Harris and Laurel Kenerson, Francis Marion vs. Lander, Oct. 4, 2000

FASTEST CONSECUTIVE GOALS BY OPPOSING TEAMS

:11—Kelly Jacobs, Ashland, then Stacy Barker, Sonoma St., Dec. 4, 1998

CONSECUTIVE GAMES WITH AT LEAST ONE GOAL

21—Missy Gregg, Christian Bros., Sept. 7, 2001 to Oct. 30, 2001

CONSECUTIVE SHUTOUT MINUTES

1,192:00—Nikki Kalavitis, Lynn, Sept. 18, 1997 to Oct. 30, 1997



Christian Brothers Sports Information

Missy Gregg, Christian Brothers, shattered nearly every record possible during her two years at Christian Brothers. Gregg's name can also be found in the Division I records after spending two years at Dayton.

Game

POINTS

No.	Player, Team vs. Opponent	Date
16	Betsy Morgan, Winona St. vs. Bemidji St.	Oct. 22, 1997
16	Liz Jallo, Carson-Newman vs. Converse	Sept. 19, 2002
14	Missy Gregg, Christian Bros. vs. Millsaps	Aug. 30, 2002
14	Lindsey Natwick, Bemidji St. vs. Wis.-Superior	Oct. 1, 2002
14	Emily Brueggemann, Tex. A&M-Commerce vs. Southwestern Okla.	Oct. 28, 2000
14	Missy Gregg, Christian Bros. vs. Ouachita Baptist	Oct. 26, 2001
13	Missy Gregg, Christian Bros. vs. North Alabama	Oct. 17, 2001
13	Rebecca Wilters, Minn.-Morris vs. Minn.-Crookston	Oct. 14, 2001
13	Gretchen Dever, Lincoln Memorial vs. Campbellsville	Sept. 9, 2000
13	Natalie Daniel, Lenoir-Rhyne vs. Montreat	Sept. 6, 1995
12	Missy Gregg, Christian Bros. vs. Tenn.-Martin	Sept. 7, 2001
12	Kim Brown, Central Okla. vs. Southwestern Okla.	Oct. 7, 2001
12	Maria Gonzalez, C.W. Post vs. St. Thomas Aquinas	Oct. 14, 2000
12	Rachel Barron, Tusculum vs. Lee	Sept. 27, 2000
12	Melissa Covington, Carson-Newman vs. Anderson (S.C.)	Sept. 12, 2000
12	Renee Vinnedge, Queens (N.C.) vs. Mount Olive	Sept. 23, 1998
12	Ali Culpepper, St. Edward's vs. Texas Lutheran	Sept. 19, 1998
12	Pauliina Miettinen, Franklin Pierce vs. Albany (N.Y.)	Sept. 8, 1998

No.	Player, Team vs. Opponent	Date
12	Ashley Green, Francis Marion vs. Anderson (S.C.)	Sept. 13, 1997
12	Natalie Sanders, Mo.-Rolla vs. Southwest Baptist	Sept. 28, 1996
12	Natalie Daniel, Lenoir-Rhyne vs. Montreat	Sept. 6, 1995
12	Camie Bechtold, Quincy vs. Drury	Sept. 10, 1994
12	Kim Miller, Mo.-St. Louis vs. Southwest Baptist	Oct. 29, 1993
12	Heidi Schuberth, Southern N.H. vs. Lyndon St.	Sept. 13, 1984

GOALS

No.	Player, Team vs. Opponent	Date
7	Liz Jallo, Carson-Newman vs. Converse	Sept. 19, 2002
7	Missy Gregg, Christian Bros. vs. Millsaps	Aug. 30, 2002
6	Lindsey Natwick, Bemidji St. vs. Wis.-Superior	Oct. 1, 2002
6	Missy Gregg, Christian Bros. vs. Ouachita Baptist	Oct. 26, 2001
6	Missy Gregg, Christian Bros. vs. North Alabama	Oct. 17, 2001
6	Missy Gregg, Christian Bros. vs. Tenn.-Martin	Sept. 7, 2001
6	Melissa Covington, Carson-Newman vs. Anderson (S.C.)	Sept. 12, 2000
6	Rachel Barron, Tusculum vs. Lee	Sept. 27, 2000
6	Emily Brueggemann, Tex. A&M-Commerce vs. Southwestern Okla.	Oct. 28, 2000
6	Natalie Daniel, Lenoir-Rhyne vs. Montreat	Sept. 6, 1995
6	Ali Culpepper, St. Edward's vs. Texas Lutheran	Sept. 19, 1998
6	Betsy Morgan, Winona St. vs. Bemidji St.	Oct. 22, 1997
6	Ashley Green, Francis Marion vs. Anderson (S.C.)	Sept. 13, 1997
6	Camie Bechtold, Quincy vs. Drury	Sept. 10, 1994

ASSISTS

No.	Player, Team vs. Opponent	Date
6	Kerry Limardo, Molloy vs. Concordia (N.Y.)	Sept. 29, 1997
6	Amie Johnson, Lenoir-Rhyne vs. Montreat	Sept. 6, 1995
5	Catherine Clarke, Kennesaw St. vs. Spelman	Sept. 21, 2002
5	Anna Rask, Christian Bros. vs. Ouachita Baptist	Oct. 26, 2001
5	Margaret Saurin, Christian Bros. vs. Freed-Hardeman	Oct. 23, 2001
5	Stacey Jacobs, Winona St. vs. Minn.-Crookston	Oct. 21, 2001
5	Rebecca Witters, Minn.-Morris vs. Minn.-Crookston	Oct. 14, 2001
5	Darlene Dippel, Southern Ind. vs. Oakland City	Sept. 28, 2001
5	Laurie Lamoureux, Merrimack vs. Minn.-Morris	Sept. 1, 2001
5	Tara Vokes, C.W. Post vs. N.J. Inst. of Tech.	Oct. 23, 1999
5	Christina Heck, Angelo St. vs. Southwestern Okla.	Oct. 25, 1998
5	Anita Rapp, Oakland vs. Saginaw Valley	Oct. 25, 1997
5	Jessica Nelson, Minn.-Duluth vs. Bemidji St.	Oct. 19, 1997
5	Pauliina Miettinen, Franklin Pierce vs. Mass.-Lowell	Oct. 12, 1996
5	Jessica Bowar, North Dakota St. vs. Bemidji St.	Sept. 8, 1996
5	Anna Wallin, Southern N.H. vs. Assumption	Sept. 21, 1995
5	Deanna Wallace, SIU Edwardsville vs. Mo.-Rolla	Oct. 12, 1987

SAVES

No.	Player, Team vs. Opponent	Date
38	Lisa Stebbins, St. Michael's vs. Keene St.	Sept. 15, 1985
38	Lisa Dingley, Ohio Valley vs. Shepherd	Oct. 19, 2002
37	Antonette Mazzella, Concord vs. West Va. Wesleyan	Oct. 31, 1999
36	Niki Dalka, Bemidji St. vs. Winona St.	Oct. 28, 2001
36	Kim Matus, Le Moyne vs. Stonehill	Oct. 4, 1998
34	Ellen Husarik, Lincoln Memorial vs. Carson-Newman	Sept. 22, 1994
33	Sue Plante, Merrimack vs. Keene St.	Oct. 11, 1996
33	Lisa Dingley, Ohio Valley vs. Concord	Oct. 1, 2002
32	Crystal McDonald, St. Rose vs. Southern N.H.	Oct. 16, 1993
31	Molly Baker, Pace vs. Dominican (N.Y.)	Sept. 20, 1998
30	Mary Okulski, Queens (N.Y.) vs. Philadelphia U.	Oct. 7, 2000
30	Mary Rechichar, Columbia Union vs. Holy Family	Oct. 19, 2000
30	Heather Powelson, Calif. (Pa.) vs. Lock Haven	Oct. 4, 1998
30	Krystiane Brunner, Northern Mich. vs. Minn.-Duluth	Sept. 13, 1998
30	Noelle Lancaster, Bemidji St. vs. Mary	Sept. 10, 1997
30	Candy Colkin, Southern Colo. vs. Colo. Christian	Oct. 4, 1994
30	Sue Plante, Merrimack vs. Keene St.	Oct. 10, 1987
30	Kate Murphy, Merrimack vs. Keene St.	Oct. 12, 1985

Season

POINTS PER GAME

Player, Team	Year	Games	Points	Avg.
Missy Gregg, Christian Bros.	2001	22	156	7.09
Renee Vinnedge, Queens (N.C.)	1998	16	92	5.75

Player, Team	Year	Games	Points	Avg.
Missy Gregg, Christian Bros.	2002	25	131	5.24
Heidi Schuberth, Southern N.H.	1984	20	104	5.20
Pauliina Miettinen, Franklin Pierce	1998	21	105	5.00
Heidi Schuberth, Southern N.H.	1983	15	69	4.60
Annette Laursen, Concord	2002	19	80	4.21
Pauliina Miettinen, Franklin Pierce	1997	20	84	4.20
Theresa Roach, Mercyhurst	1997	17	69	4.06
Ashley Pyle, Westminster (Pa.)	1998	18	73	4.06
Nathalie Geeris, Franklin Pierce	1994	19	77	4.05
Nkiru Okosieme, Clayton St.	2001	18	72	4.00
Veronica Sansom, Mercyhurst	1988	17	66	3.88
Margaret Saurin, Christian Bros.	2001	21	81	3.86
Minna Mustonen, Franklin Pierce	1999	21	81	3.86
Ewa Bergsten, Franklin Pierce	1992	21	81	3.86
Carrie Plute, Wheeling Jesuit	1992	20	77	3.85
Pauliina Miettinen, Franklin Pierce	1996	19	73	3.84
Natalie Daniel, Lenoir-Rhyne	1995	19	73	3.84
Kristy Ritchie, Ashland	2001	18	69	3.83

POINTS

Player, Team	Year	Games	Goals	Assists	Points
Missy Gregg, Christian Bros.	2001	22	73	10	156
Missy Gregg, Christian Bros.	2002	25	62	7	131
Pauliina Miettinen, Franklin Pierce	1998	21	43	19	105
Heidi Schuberth, Southern N.H.	1984	20	45	14	104
Renee Vinnedge, Queens (N.C.)	1998	16	41	10	92
Pauliina Miettinen, Franklin Pierce	1997	20	34	16	84
Margaret Saurin, Christian Bros.	2001	21	26	29	81
Sally Holmes, Central Okla.	2000	24	35	11	81
Minna Mustonen, Franklin Pierce	1999	21	34	13	81
Ewa Bergsten, Franklin Pierce	1992	21	31	19	81
Annette Laursen, Concord	2002	19	34	12	80
Jannie Nicolaisen, Lynn	1997	22	31	17	79
Margaret Saurin, Christian Bros.	2002	26	21	35	77
Joanna DaSilva, Wheeling Jesuit	2000	23	36	5	77
Nathalie Geeris, Franklin Pierce	1994	19	27	23	77
Carrie Plute, Wheeling Jesuit	1992	20	33	11	77
Rachel Barron, Tusculum	2000	22	33	10	76
Kim Brown, Central Okla.	2001	21	34	6	74
Brooke Hopkins, Incarnate Word	1998	21	35	3	73
Ashley Pyle, Westminster (Pa.)	1998	18	30	13	73
Pauliina Miettinen, Franklin Pierce	1996	19	28	17	73
Natalie Daniel, Lenoir-Rhyne	1995	19	33	7	73



Margaret Saurin, Christian Brothers, holds the 2002 annual title for Assists per Game. As a senior, Saurin assisted 35 goals in only 26 games.

GOALS PER GAME

Player, Team	Year	Games	Goals	Avg.
Missy Gregg, Christian Bros.	2001	22	73	3.32
Renee Vinnedge, Queen's (N.C.)	1998	16	41	2.56
Missy Gregg, Christian Bros.	2002	25	62	2.48
Heidi Schuberth, Southern N.H.	1984	20	45	2.25
Pauliina Miettinen, Franklin Pierce	1998	21	43	2.05
Heidi Schuberth, Southern N.H.	1983	15	28	1.87
Nkiru Okosieme, Clayton St.	2001	18	33	1.83
Annette Laursen, Concord	2002	19	34	1.79
Natalie Daniel, Lenoir-Rhyne	1995	19	33	1.74
Veronica Sansom, Mercyhurst	1988	17	29	1.71
Theresa Roach, Mercyhurst	1997	17	29	1.71
Pauliina Miettinen, Franklin Pierce	1997	20	34	1.70
Brooke Hopkins, Incarnate Word	1998	21	35	1.67
Ashley Pyle, Westminster (Pa.)	1998	18	30	1.67
Carrie Plute, Wheeling Jesuit	1992	20	33	1.65
Sheila Kelly, Molloy	1997	17	28	1.65
Kim Brown, Central Okla.	2001	21	34	1.62
Minna Mustonen, Franklin Pierce	1999	21	34	1.62
Joanna DaSilva, Wheeling Jesuit	2000	23	36	1.57
Kristy Ritchie, Ashland	2001	18	28	1.56
Kristy Ritchie, Ashland	1999	18	28	1.56

GOALS

Player, Team	Year	Games	Goals
Missy Gregg, Christian Bros.	2001	22	73
Missy Gregg, Christian Bros.	2002	25	62
Heidi Schuberth, Southern N.H.	1984	20	45
Pauliina Miettinen, Franklin Pierce	1998	21	43
Renee Vinnedge, Queen's (N.C.)	1998	16	41
Joanna DaSilva, Wheeling Jesuit	2000	23	36
Sally Holmes, Central Okla.	2000	24	35
Brooke Hopkins, Incarnate Word	1998	21	35
Annette Laursen, Concord	2002	19	34
Kim Brown, Central Okla.	2001	21	34
Minna Mustonen, Franklin Pierce	1999	21	34
Pauliina Miettinen, Franklin Pierce	1997	20	34
Nkiru Okosieme, Clayton St.	2001	18	33
Rachel Barron, Tusculum	2000	22	33
Natalie Daniel, Lenoir-Rhyne	1995	19	33
Carrie Plute, Wheeling Jesuit	1992	20	33
Patricia Keeldar, Franklin Pierce	2001	23	31
Jannie Nicolaisen, Lynn	1997	22	31
Ewa Bergsten, Franklin Pierce	1992	21	31
Amber Dusosky, Minn. St.-Mankato	2002	20	30
Ashley Pyle, Westminster (Pa.)	1998	18	30
Ruth Van't Land, Cal Poly Pomona	1998	22	30

ASSISTS PER GAME

Player, Team	Year	Games	Assists	Avg.
Anna Rask, Christian Bros.	2001	18	26	1.44
Margaret Saurin, Christian Bros.	2001	21	29	1.38
Margaret Saurin, Christian Bros.	2002	26	35	1.35
Nathalie Geeris, Franklin Pierce	1994	19	23	1.21
Lotta Thunberg, Southern N.H.	1997	19	22	1.16
Angela Verdoes, Franklin Pierce	1999	21	24	1.14
Kim Corbin, St. Cloud St.	2000	18	20	1.11
Lorrie Jones, Wis.-Parkside	2000	19	20	1.05
Tricia Ruark, Northern Ky.	2001	22	22	1.00
Jannie Nicolaisen, Lynn	2000	14	14	1.00
Sarah Herrick, Wayne St. (Neb.)	2000	22	21	0.95
Melissa Edwards, Merrimack	2000	21	20	0.95
Lisa Trombetta, Shippensburg	1997	19	18	0.95
Ewa Bergsten, Franklin Pierce	1993	19	18	0.95
Elizabeth Spencer, Barton	2002	18	17	0.94
Kelly Ann Hinchcliffe, Wingate	2000	16	15	0.94
Trisha Cooper, West Fla.	2002	20	18	0.90
Pauliina Miettinen, Franklin Pierce	1998	21	19	0.90
Melissa Edwards, Merrimack	1999	20	18	0.90
Sarah Stoney, Cal St. Chico	1993	20	18	0.90

ASSISTS

Player, Team	Year	Games	Assists
Margaret Saurin, Christian Bros.	2002	26	35
Margaret Saurin, Christian Bros.	2001	21	29
Anna Rask, Christian Bros.	2001	18	26
Angela Verdoes, Franklin Pierce	1999	21	24
Nathalie Geeris, Franklin Pierce	1994	19	23
Tricia Ruark, Northern Ky.	2001	22	22
Lotta Thunberg, Southern N.H.	1997	19	22
Sarah Herrick, Wayne St. (Neb.)	2000	22	21
Jeanna Martin, Northern Ky.	2001	24	20
Kim Corbin, St. Cloud St.	2000	18	20

Player, Team	Year	Games	Assists
Lorrie Jones, Wis.-Parkside	2000	19	20
Melissa Edwards, Merrimack	2000	21	20
Tricia Ruark, Northern Ky.	2000	25	20
Pauliina Miettinen, Franklin Pierce	1998	21	19
Trisha Cooper, West Fla.	2002	20	18
Stacey Jacobs, Winona St.	2001	21	18
Melissa Edwards, Merrimack	2001	23	18
Melissa Edwards, Merrimack	1999	20	18
Lisa Trombetta, Shippensburg	1997	19	18
Ewa Bergsten, Franklin Pierce	1993	19	18
Sarah Stoney, Cal St. Chico	1993	20	18

SAVES PER GAME

Player, Team	Year	Games	Saves	Avg.
Lisa Dingley, Ohio Valley	2002	16	414	25.88
Candy Colkin, Southern Colo.	1994	14	291	20.79
Sally Hilger, IPFW	1999	16	281	17.56
Ginny Mingle, South Dakota	1999	12	205	17.08
Molly Baker, Pace	1998	7	115	16.43
Tracy Powers, Bryant	1993	15	243	16.20
Heather Powelson, Calif. (Pa.)	1998	16	248	15.50
Joanne Nigbor, Bemidji St.	1996	11	169	15.36
Kate Murphy, Merrimack	1985	19	291	15.32
Lisa Audi, Le Moyne	1989	16	235	14.69
Robin Lyness, St. Michael's	1994	19	277	14.58
Niki Dalka, Bemidji St.	2001	17	242	14.24
Leslie Sawyer, Mo.-Rolla	1991	15	206	13.73
Ellen Husarik, Lincoln Memorial	1994	16	218	13.63
Katie Riba, Minn.-Morris	1999	19	253	13.32
Aimee Hourigan, Fort Lewis	1994	10	131	13.10
Kelly Bourck, Charleston (W. Va.)	2001	18	235	13.06
Sue Plante, Merrimack	1986	20	250	12.50
Janna Zavala, Concordia (N.Y.)	1999	9	112	12.44
Heidi Linger, Millersville	1998	17	211	12.41
Heather Ross, Mass.-Lowell	1998	17	211	12.41

SAVES

Player, Team	Year	Games	Saves
Lisa Dingley, Ohio Valley	2002	16	414
Candy Colkin, Southern Colo.	1994	14	291
Kate Murphy, Merrimack	1985	19	291
Sally Hilger, IPFW	1999	16	281
Robin Lyness, St. Michael's	1994	19	277
Katie Riba, Minn.-Morris	1999	19	253
Sue Plante, Merrimack	1986	20	250
Heather Powelson, Calif. (Pa.)	1998	16	248
Sue Plante, Merrimack	1987	21	248
Tracy Powers, Bryant	1993	15	243
Niki Dalka, Bemidji St.	2001	17	242
Kelly Bourck, Charleston (W. Va.)	2001	18	235
Lisa Audi, Le Moyne	1989	16	235
Amy Althoff, Morningside	2000	20	228
Charise Hayward, Augustana (S.D.)	2002	20	219
Heidi Linger, Millersville	1999	19	219
Heidi Linger, Millersville	1998	17	211
Heather Ross, Mass.-Lowell	1998	17	211
Amy Jablonski, Charleston (W.Va.)	1998	20	210
Alana Dombrowski, Ferris St.	2002	19	209

GOALS-AGAINST AVERAGE

Player, Team	Year	GA	Min.	GAA
Jeanette Smith, Franklin Pierce	1994	3	1,505	0.18
Carilyn Hormilla, Barry	1989	3	1,471	0.18
Ellen Husarik, Lincoln Memorial	1997	3	1,070	0.25
Jeanette Smith, Franklin Pierce	1995	4	1,350	0.27
Jessica Marek, Kennesaw St.	2002	5	1,567	0.29
Lara Johnson, Presbyterian	1999	5	1,511	0.30
Debbie Wisniewski, Southern N.H.	1989	7	1,920	0.33
Carolyn Wellman, Sonoma St.	1991	4	1,080	0.33
Nikki Kalavitis, Lynn	1998	7	1,800	0.35
Keri Lief, Lynn	1996	6	1,553	0.35
Emily Huyck, Truman	1999	7	1,753	0.36
Carolyn Wellman, Sonoma St.	1993	7	1,740	0.36
Johanna Fischer, Barry	2002	7	1,710	0.37
Paige Pepper, C.W. Post	1999	7	1,704	0.37
Janna Schimmels, Barry	1993	6	1,426	0.38
Amy Price, Neb.-Omaha	2002	7	1,634	0.39
Emily Huyck, Truman	2001	8	1,782	0.40
Melissa Robles, Franklin Pierce	1992	8	1,750	0.41
Lindsay Naill, Longwood	2002	8	1,730	0.42
Melissa Penn, Central Okla.	2002	6	1,285	0.42

SOLO SHUTOUT PERCENTAGE
(Min. 10 Shutouts)

Player, Team	Year	Games	Shutouts	Pct.
Emily Huyck, Truman	1999	19	14	0.74
Jeanette Smith, Franklin Pierce	1994	19	14	0.74
Chris Pezzulo, Cal St. Dom Hills	1989	21	15	0.71
Carilyn Hormilla, Barry	1989	17	12	0.71
Nikki Kalavitis, Lynn	1998	20	14	0.70
Carrie Payne, Central Mo. St.	1998	16	11	0.69
Heather Hartman, Bloomsburg	2001	19	13	0.68
Caulli Chiscon, North Fla.	2000	19	13	0.68
Emily Huyck, Truman	2000	19	13	0.68
Andrea Colarudtolo, Mercyhurst	1991	19	13	0.68
Emily Huyck, Truman	2001	21	14	0.67
Melissa Robles, Franklin Pierce	1992	21	14	0.67
Trish Hannah, St. Michael's	1989	15	10	0.67
Lauren Piening, Northern Ky.	1999	25	16	0.64
Nikki Kalavitis, Lynn	1997	22	14	0.64
Mandy Harland, West Fla.	1998	19	12	0.63
Ruth Harker, Mo.-St. Louis	1982	19	12	0.63
Kim Clayton, Catawba	1999	16	10	0.63
Lara Johnson, Presbyterian	1999	18	11	0.61
Liz Baldwin, Erskine	1997	18	11	0.61
Sherri Dalton, Catawba	1993	18	11	0.61
Debbie Wisniowski, Southern N.H.	1988	18	11	0.61
Ruth Harker, Mo.-St. Louis	1985	18	11	0.61

SOLO SHUTOUTS

Player, Team	Year	Games	Shutouts
Lauren Piening, Northern Ky.	1999	25	16
Chris Pezzulo, Cal St. Dom. Hills	1999	21	15
Emily Huyck, Truman	1999	19	14
Nikki Kalavitis, Lynn	1998	20	14
Claudia Heim, West Va. Wesleyan	1997	24	14
Nikki Kalavitis, Lynn	1997	22	14
Jeanette Smith, Franklin Pierce	1994	19	14
Melissa Robles, Franklin Pierce	1992	21	14
Emily Huyck, Truman	2001	21	14
Heather Hartman, Bloomsburg	2001	19	13
Caulli Chiscon, North Fla.	2000	19	13
Emily Huyck, Truman	2000	19	13
Lauren Vogel, Central Okla.	2000	24	13
Briana O'Dowd, Cal St. Dom. Hills	1991	23	13
Jen Kusz, Merrimack	1996	22	13
Andrea Colarudtolo, Mercyhurst	1991	19	13
Stephanie Hall, Cal St. Bakersfield	2000	20	12
Katie Kreps, Cal Poly Pomona	1999	24	12
Mandy Harland, West Fla.	1998	19	12
Jen Kusz, Merrimack	1995	22	12
Carolyn Wellman, Sonoma St.	1993	21	12
Nicole Adams, Cal St. Chico	1992	20	12
Andrea Colarudtolo, Mercyhurst	1990	22	12
Carilyn Hormilla, Barry	1989	17	12
Mara Bloom, Cal Poly Pomona	1988	20	12
Ruth Harker, Mo.-St. Louis	1982	19	12
Mandy Allen, Metro St.	2002	23	12

Career

POINTS PER GAME (Min. 100 points)

Player, Team	Years	Games	Points	Avg.
Missy Gregg, Christian Bros.	2001-02	48	287	5.98
Pauliina Miettinen, Franklin Pierce	1995-98	78	309	3.96
Renee Vinneedge, Queens (N.C.)	1997-98	35	138	3.94
Heidi Schuberth, Southern N.H.	1983-86	71	263	3.70
Nathalie Geeris, Franklin Pierce	1993-95	58	190	3.28
Ashley Pyle, Westminster (Pa.)	1998-01	61	199	3.26
Minna Mustonen, Franklin Pierce	1998-99	34	111	3.26
Kristy Ritchie, Ashland	1998-01	75	241	3.21
Jannie Nicolaisen, Lynn	1997-00	69	220	3.19
Brooke Hopkins, Incarnate Word	1998-01	77	238	3.09
Minna Mustonen, Franklin Pierce	1997-00	56	171	3.05
Sally Holmes, Central Okla.	1999-00	43	129	3.00
Natalie Daniel, Lenoir-Rhyne	1993-95	56	167	2.98
Veronica Sansom, Mercyhurst	1988-91	70	205	2.93
Sheila Kelly, Molloy	1994-97	61	178	2.92
Carrie Plute, Wheeling Jesuit	1992-95	84	230	2.74
Diana Trzaska, Philadelphia U.	1992-95	74	197	2.66
Karah Smith, Eckerd	1997-99	48	127	2.65
Sarah Herrick, Wayne St. (Neb.)	1998-01	74	195	2.63
Nancy Reyes, Lewis	1994-97	76	199	2.62

Player, Team	Years	Games	Points	Avg.
Heather Swabowicz, Southern N.H.	1993-96	73	190	2.60
Sheila Doyle, Le Moyne	1992-95	69	177	2.57
Jenni Burton, Mo.-St. Louis	1993-95	60	151	2.52
Pauliina Auveri, Franklin Pierce	1996-98	61	152	2.49
Theresa Roach, Mercyhurst	1996-99	75	184	2.45

POINTS

Player, Team	Years	Games	Points
Pauliina Miettinen, Franklin Pierce	1995-98	78	309
Missy Gregg, Christian Bros.	2001-02	48	287
Heidi Schuberth, Southern N.H.	1983-86	71	263
Kristy Ritchie, Ashland	1998-01	75	241
Brooke Hopkins, Incarnate Word	1998-01	77	238
Carrie Plute, Wheeling Jesuit	1992-95	84	230
Jannie Nicolaisen, Lynn	1997-00	69	220
Kim Brown, Central Okla.	1999-2002	87	209
Veronica Sansom, Mercyhurst	1988-91	70	205
Ashley Pyle, Westminster (Pa.)	1998-01	61	199
Nancy Reyes, Lewis	1994-97	76	199
Diana Trzaska, Philadelphia U.	1992-95	74	197
Sarah Herrick, Wayne St. (Neb.)	1998-01	74	195
Nathalie Geeris, Franklin Pierce	1993-95	58	190
Heather Swabowicz, Southern N.H.	1993-96	73	190
Theresa Uliano, Southern Conn. St.	1997-00	80	186
Theresa Roach, Mercyhurst	1996-99	75	184
Ruth Van't Land-Parkes, Cal Poly Pomona	1997-00	81	181
Janece Friederich, SIU Edwardsville	1995-98	79	180
Natalie Sanders, Mo.-Rolla	1994-97	76	180
Sheila Kelly, Molloy	1994-97	61	178
Terri Meierhofer, East Stroudsburg	1994-97	79	178
Sheila Doyle, Le Moyne	1992-95	69	177
Minna Mustonen, Franklin Pierce	1997-00	56	171
Mary Reid, St. Joseph's (Ind.)	1996-99	79	168

GOALS PER GAME
(Min. 40 goals)

Player, Team	Years	Games	Goals	Avg.
Missy Gregg, Christian Bros.	2001-02	48	135	2.81
Renee Vinneedge, Queens (N.C.)	1997-98	35	62	1.77
Pauliina Miettinen, Franklin Pierce	1995-98	78	122	1.56
Heidi Schuberth, Southern N.H.	1983-86	71	107	1.51
Kristy Ritchie, Ashland	1998-01	75	102	1.36
Veronica Sansom, Mercyhurst	1988-91	70	95	1.36
Minna Mustonen, Franklin Pierce	1998-99	34	45	1.32
Ashley Pyle, Westminster (Pa.)	1998-01	61	80	1.31
Sally Holmes, Central Okla.	1999-00	43	56	1.30
Sheila Kelly, Molloy	1994-97	61	79	1.30
Brooke Hopkins, Incarnate Word	1998-01	77	98	1.27
Natalie Daniel, Lenoir-Rhyne	1993-95	56	71	1.27



Christian Brothers set the record for the most wins in a season in 2002 with 25 victories.

Photo courtesy Mike Hefner/NCAA Photos

Player, Team	Years	Games	Goals	Avg.
Jannie Nicolaisen, Lynn	1997-00	69	87	1.26
Minna Mustonen, Franklin Pierce	1997-00	56	70	1.25
Karah Smith, Eckerd	1997-99	48	58	1.21
Nathalie Geeris, Franklin Pierce	1993-95	58	67	1.16
Carrie Plute, Wheeling Jesuit	1992-95	84	95	1.13
Diana Trzaska, Philadelphia U.	1992-95	74	81	1.09
Jenni Burton, Mo.-St. Louis	1993-95	60	65	1.08
Heather Swabowicz, Southern N.H.	1993-96	73	79	1.08
Amy Peterson, Indiana (Pa.)	1993-95	37	40	1.08
Kim Brown, Central Okla.	1999-02	87	91	1.05
Theresa Roach, Mercyhurst	1996-99	75	79	1.05
Brooke Wright, Presbyterian	1994-97	57	59	1.04
Sheila Doyle, Le Moyne	1992-95	69	71	1.03

GOALS

Player, Team	Years	Games	Goals
Missy Gregg, Christian Bros.	2001-02	47	135
Pauliina Miettinen, Franklin Pierce	1995-98	78	122
Heidi Schuberth, Southern N.H.	1983-86	71	107
Kristy Ritchie, Ashland	1998-01	75	102
Brooke Hopkins, Incarnate Word	1998-01	77	98
Carrie Plute, Wheeling Jesuit	1992-95	84	95
Veronica Sansom, Mercyhurst	1988-91	70	95
Kim Brown, Central Okla.	1999-02	87	91
Jannie Nicolaisen, Lynn	1997-00	69	87
Diana Trzaska, Philadelphia U.	1992-95	74	81
Ashley Pyle, Westminster (Pa.)	1998-01	61	80
Theresa Roach, Mercyhurst	1996-99	75	79
Sheila Kelly, Molloy	1994-97	61	79
Heather Swabowicz, Southern N.H.	1993-96	73	79
Ruth Van't Land-Parkes, Cal Poly Pomona	1997-00	81	76
Theresa Uliano, Southern Conn. St.	1997-00	80	75
Natalie Sanders, Mo.-Rolla	1994-97	76	75
Terri Meierhofer, East Stroudsburg	1994-97	79	74
Nancy Reyes, Lewis	1994-97	76	74
Sarah Herrick, Wayne St. (Neb.)	1998-01	74	72
Natalie Daniel, Lehigh-Rhine	1993-95	56	71
Sheila Doyle, Le Moyne	1992-95	69	71
Minna Mustonen, Franklin Pierce	1997-00	56	70
Janece Friederich, SIU Edwardsville	1995-98	79	69
Nathalie Geeris, Franklin Pierce	1993-95	58	67

ASSISTS PER GAME

(Min. 25 Assists)

Player, Team	Years	Games	Assists	Avg.
Margaret Saurin, Christian Bros.	2001-02	47	64	1.42
Nathalie Geeris, Franklin Pierce	1993-95	58	56	0.97
Jen Miller, Franklin Pierce	1993-96	56	50	0.89
Pauliina Miettinen, Franklin Pierce	1995-98	78	65	0.83
Lotta Thunberg, Southern N.H.	1995-97	57	45	0.79
Melissa Edwards, Merrimack	1998-01	82	57	0.70
Sarah Herrick, Wayne St. (Neb.)	1998-01	74	51	0.69
Heidi Schuberth, Southern N.H.	1983-86	71	49	0.69
Nancy Reyes, Lewis	1994-97	76	51	0.67
Marie Kolbert, Lynn	1996-99	78	52	0.67
Jannie Nicolaisen, Lynn	1997-00	69	46	0.67
Heather Ormen, Lock Haven	1994-97	72	47	0.65
Ashley Pyle, Westminster (Pa.)	1998-01	61	39	0.64
Brooke Kairies, Oakland	1995-98	66	40	0.61
Jeorgia McGinty, Central Okla.	1998-01	82	48	0.59
Pauliina Auveri, Franklin Pierce	1996-98	61	36	0.59
Jenn Russo, East Stroudsburg	1993-96	74	43	0.58
Nancy Daly, Merrimack	1991-94	74	43	0.58
Betsy Morgan, Winona St.	1995-96	71	40	0.56
Carrie Marino, Mo.-St. Louis	1995-97, 99	83	46	0.55
Minna Mustonen, Franklin Pierce	1997-00	56	31	0.55
Lisa Trombetta, Shippensburg	1997-00	77	42	0.55
Lynette Bass, Tex. A&M-Commerce	1997-00	71	38	0.54
Janece Friederich, SIU Edwardsville	1995-98	79	42	0.53
Shannon Currin, Elon	1991-94	78	41	0.53

ASSISTS

Player, Team	Years	Games	Assists
Pauliina Miettinen, Franklin Pierce	1995-98	78	65
Margaret Saurin, Christian Bros.	2001-02	47	64
Melissa Edwards, Merrimack	1998-01	82	57
Nathalie Geeris, Franklin Pierce	1993-95	58	56
Marie Kolbert, Lynn	1996-99	78	52

Player, Team	Years	Games	Assists
--------------	-------	-------	---------

Sarah Herrick, Wayne St. (Neb.)	1998-01	74	51
Nancy Reyes, Lewis	1994-97	76	51
Jen Miller, Franklin Pierce	1993-96	56	50
Jenny Petronis, Franklin Pierce	1998-01	88	49
Heidi Schuberth, Southern N.H.	1983-86	71	49
Jeorgia McGinty, Central Okla.	1998-01	82	48
Heather Ormen, Lock Haven	1994-97	72	47
Jannie Nicolaisen, Lynn	1997-00	69	46
Carrie Marino, Mo.-St. Louis	1995-97, 99	83	46
Lotta Thunberg, Southern N.H.	1995-97	57	45
Jenn Russo, East Stroudsburg	1993-96	74	43
Nancy Daly, Merrimack	1991-94	74	43
Lisa Trombetta, Shippensburg	1997-00	77	42
Janece Friederich, SIU Edwardsville	1995-98	79	42
Kim Hall, Merrimack	1994-97	86	42
Tawni Rice, West Fla.	1998-01	81	41
Shannon Currin, Elon	1991-94	78	41
Betsy Morgan, Winona St.	1996-99	71	40
Brooke Kairies, Oakland	1995-98	66	40
Carrie Plute, Wheeling Jesuit	1992-95	84	40

SAVES PER GAME

(Min. 300 saves)

Player, Team	Years	Games	Saves	Avg.
Heather Ross, Mass.-Lowell	1995-98	72	1,022	14.19
Jennifer Kay, St. Michael's	1990-93	73	874	11.97
Candy Cotlin, Southern Colo.	1994-96	50	589	11.78
Candy Cotlin, Southern Colo.	1994-96	50	589	11.78
Leslie Sawyer, Mo.-Rolla	1990-91	32	358	11.19
Amanda Barrow, Anderson (S.C.)	1997-00	69	748	10.84
Sue Plante, Merrimack	1986-89	84	905	10.77
Heidi Lininger, Millersville	1997-00	54	545	10.09
Katie Riba, Minn.-Morris	1997-00	55	511	9.29
Susan Blanchard, Erskine	1993-96	63	580	9.21
Laura Kenady, St. Cloud St.	1999-01	51	459	9.00
Kristin Roy, St. Anselm	1985-88	57	501	8.79
Kathryn Jamvold, Fort Lewis	1994-97	49	424	8.65
Casey Shearing, Indiana (Pa.)	1998-99	36	310	8.61
Alicia Chella, St. Anselm	1988-91	56	472	8.43
Lori McGowen, East Central	1997-00	65	547	8.42
Joy Wallace, Kutztown	1999-01	54	489	8.41
Marilyn Kastner, SIU Edwardsville	1988-91	45	377	8.38
Alyssa Halverson, St. Cloud St.	1995-96	38	317	8.34
Tracey Blanchard, Kutztown	1994-97	69	571	8.28
Brigid Tobin, Molloy	1997-00	48	366	7.63
Ellen Sattler, C.V. Post	1995-98	77	584	7.58
Rachel Lewis, Mo.-Rolla	1993-96	73	550	7.53
Jeanne Lozier, Southern N.H.	1984-87	54	397	7.35
Chellie McCourt, Metro St.	1993-96	62	453	7.31

SAVES

Player, Team	Years	Games	Saves
Heather Ross, Mass.-Lowell	1995-98	72	1,022
Sue Plante, Merrimack	1986-89	84	905
Jennifer Kay, St. Michael's	1990-93	73	874
Amanda Barrow, Anderson (S.C.)	1997-00	69	748
Candy Cotlin, Southern Colo.	1994-96	50	589
Lacy Emmerling, Fla. Southern	1999-02	73	587
Ellen Sattler, C.V. Post	1995-98	77	584
Susan Blanchard, Erskine	1993-96	63	580
Tracey Blanchard, Kutztown	1994-97	69	571
Crystal Wells, Western Ore.	1997-00	78	557
Rachel Lewis, Mo.-Rolla	1993-96	73	550
Lori McGowen, East Central	1997-00	65	547
Heidi Lininger, Millersville	1997-00	54	545
*Niki Dalka, Bemidji St.	2000-02	48	536
Dawn Williams, Cal Poly Pomona	1992-96		516
Katie Riba, Minn.-Morris	1997-00	55	511
Kristin Roy, St. Anselm	1985-88	57	501
Sarah Morrison, Westminster (Pa.)	1998-01	74	498
Crystal McDonald, St. Rose	1993-94, 96	49	495
Joy Wallace, Kutztown	1999-01	54	489
Stacy Linzenbold, East Stroudsburg	1995-98	78	480
Lindsey Kiser, Midwestern St.	1997-00	73	475
Amy Linn, Bloomsburg	1992-95	74	473
Alicia Chella, St. Anselm	1988-91	56	472
Laura Kenady, St. Cloud St.	1999-01	51	459

*Active player.

GOALS-AGAINST AVERAGE (Min. 2,500 minutes)

Player, Team	Years	GA	Min.	GAA
Jeanette Smith, Franklin Pierce	1992-95	9	3,150	0.26
Carolyn Wellman, Sonoma St.	1990-93	23	4,380	0.47
Emily Huyck, Truman	1998-01	31	5,869	0.48
Debbie Wisniowski, Southern N.H.	1988-91	38	6,663	0.51
Melissa Robles, Franklin Pierce	1992-95	23	3,870	0.53
Jeanne Lozier, Southern N.H.	1984-87	36	4,905	0.66
Sue Plante, Merrimack	1986-89	57	7,480	0.69
Joy Descutner, Wheeling Jesuit	1990-93	41	5,331	0.69
Michele Filipczak, Minn.-Duluth	1997-00	35	4,460	0.71
Tracy Wirth, Bloomsburg	1995-98	36	4,583	0.71
Denise Hutchinson, St. Joseph's (Ind.)	1994-96	49	6,195	0.71
Marissa Giannone, Franklin Pierce	1996-98	26	3,267	0.72
Brandy Kilpatrick, Barry	1996-99	37	4,624	0.72
Crystal Pearson, Winona St.	1998-01	49	6,012	0.73
Laura Johnson, Presbyterian	1998-01	35	4,246	0.74
Mandy Harland, West Fla.	1996-99	49	5,812	0.76
Mary Zurek, St. Joseph's (Ind.)	1994-97	33	3,893	0.76
Angie Gries, Southern Ind.	1996-99	43	5,010	0.77
Jenny Miller, Truman	1995-98	60	6,850	0.79
Beth Louderman, SIU Edwardsville	1997-00	34	3,797.1	0.81
Amy Linn, Bloomsburg	1992-95	48	5,271	0.82
Meghan Frey, Mercyhurst	1998-01	65	7,077	0.83
Alisa Murchison, Sonoma St.	1992-95	30	3,194	0.85
Liz Niedlinger, Lock Haven	1994-97	26	2,629	0.89
Sarah Price, Presbyterian	1995-98	42	4,213	0.90

GOALKEEPER MINUTES PLAYED

Player, Team	Years	Min.
Sue Plante, Merrimack	1986-89	7,480:00
Amy Kennedy, Longwood	1997-00	7,157:00
Meghan Frey, Mercyhurst	1998-2001	7,077:29
Jenny Miller, Truman	1995-98	6,850:34
Rachel Lewis, Mo.-Rolla	1993-96	6,721:00
Crystal Wells, Western Ore.	1997-00	6,668:00
Debbie Wisniowski, Southern N.H.	1988-91	6,663:00
Erin Gorman, St. Anselm	1996-99	6,499:00
Stephanie Kult, SIU Edwardsville	1993-96	6,488:00
Sarah Morrison, Westminster (Pa.)	1998-01	6,456:02
Kelly Lach, Bentley	1994-97	6,193:00
Jen Kusz, Merrimack	1993-96	6,250:00
Adrienne Peters, Montevallo	1999-02	6,200:00
Denise Hutchinson, St. Joseph's (Ind.)	1994-96	6,195:00
Kelly Lach, Bentley	1994-97	6,193:00
Crystal Pearson, Winona St.	1998-01	6,012:00
Jen Foster, Lock Haven	1996-99	5,971:00
Stacie Bortz, Mercyhurst	1994-97	5,903:00
Emily Huyck, Truman	1998-01	5,869:12
Mandy Harland, West Fla.	1996-99	5,812:00
Tracey Blanchard, Kutztown	1994-97	5,782:00
Shannon Ahmad, Philadelphia	1998-01	5,765:41
Alison Skoglund, Merrimack	1998-01	5,760:00
Jolene Gagnon, Grand Canyon	1999-02	5,499:00
Lindsey Kiser, Midwestern St.	1997-00	5,434:21

PLAYERS WITH 40 GOALS AND 40 ASSISTS (Chronological order)

Player, Team	Goals	Assists	Points	Years
Heidi Schubert, Southern N.H.	107	49	263	1983-86
Nancy Daly, Merrimack	45	43	133	1991-94
Ewa Bergsten, Franklin Pierce	63	41	167	1992-95
Carrie Plute, Wheeling Jesuit	95	40	230	1992-95
Nathalie Geeris, Franklin Pierce	67	56	190	1993-95
Kim Hall, Merrimack	50	42	142	1994-97
Nancy Reyes, Lewis	74	51	199	1994-97
Janece Friedrich, SIU Edwardsville	69	42	180	1995-98
Paulina Miettinen, Franklin Pierce	122	65	309	1995-98
Carrie Marino, Mo.-St. Louis	51	46	148	1995-99
Betsy Morgan, Winona St.	54	40	148	1996-99
Jannie Nicolaisen, Lynn	87	46	220	1997-00
Lisa Trombetta, Shippensburg	51	42	144	1997-00
Sarah Herrick, Wayne St. (Neb.)	72	51	195	1998-01
Margaret Saurin, Christian Bros.	47	64	158	2001-02

Miscellaneous

FASTEST GOAL, START OF GAME

Time	Player, Team	Opponent	Date
:10	Michelle Rutigliano, C.W. Post	Queens (N.Y.)	Oct. 9, 1999
:11	Katie Katzmark, Lynn	Francis Marion	Oct. 3, 1998
:13	Marie Engelhart, Minn. St.-Mankato	North Dakota	Nov. 6, 1999

Time	Player, Team	Opponent	Date
:13	Lesley Ashford, Concord	Salem Int'l	Sept. 1, 1999
:13	Teresa Bateman, Cal St. Dom. Hills	Denver	Oct. 31, 1993
:14	Stephanie Keating, Tampa	Fla. Southern	Sept. 29, 1999
:15	Molly Swartzbaugh, Truman	Drury	Oct. 27, 1997
:16	Natalie Sanders, Mo.-Rolla	St. Joseph's (Ind.)	Oct. 3, 1997
:17	Jen Suelhys, Bridgeport	St. Michael's	Sept. 4, 1999
:17	Jean Dutton, West Fla.	Montevallo	Sept. 17, 1996
:21	Stephanie Kirby, Neb.-Omaha	North Dakota St.	Sept. 27, 2002
:24	Deanna Wallace, SIU Edwardsville	Maryville (Mo.)	Sept. 21, 1986
:25	Sara Walsh, North Fla.	South Carolina St.	Nov. 6, 1999
:25	Meg Morrison, Midwestern St.	Southwestern Okla.	Oct. 23, 1998
:27	Kelly Bryn, Mont St.-Billings	Embry Riddle	Oct. 25, 2002

FASTEST CONSECUTIVE GOALS, SAME TEAM

Time	Players, Team	Opponent	Date
:06	Susie Harris and Laurel Kenerson, Francis Marion	Lander	Oct. 4, 2000
:07	Karen Kosmij and Tracy Schaller, C.W. Post	N.J. Inst. of Tech.	Oct. 23, 1999
:08	Teri Atkinson and Janel Johnson, South Dakota	Augustana	Sept. 22, 2001
:09	Pam Sarantakis and Nancy Daly, Merrimack	Assumption	Oct. 15, 1992
:11	Mitzy Dyer and Laura Williams, West Fla.	Millsaps	Sept. 11, 1998
:13	Brooke Morgan (2), West Fla.	Spring Hill	Sept. 6, 1998
:14	Jessica Pigman and Kristy Weber, Southern Ind.	Ashland	Sept. 21, 1996
:15	Taryn Brody and Tami Neumann, C.W. Post	N.J. Inst. of Tech.	Oct. 23, 1999
:15	Andrea Richmond and Melissa Toungette, Harding	Central Ark.	Sept. 11, 1998
:16	Lauren Hensley and Courtney Saul, Harding	Ozarks (Ark.)	Sept. 12, 2000
:16	Kerri Williams and Jennifer Wineberg, Francis Marion	Lander	Sept. 27, 1998
:17	Jill Benson and Carie Toczylouski, Truman	Park	Sept. 4, 1996
:18	Melissa Edwards and Lindsey Bruno, Merrimack	Mass.-Lowell	Sept. 29, 2001
:18	Michelle Rutigliano and Amanda Gryzkin, C.W. Post	N.J. Inst. of Tech.	Oct. 23, 1999
:19	Krystal Anderson and Katie Alberg, Minn. St.-Mankato	Southwest St.	Sept. 1, 1999
:19	Lynette Osborne and Nicole Shook, Midwestern St.	Harding	Oct. 31, 1998
:19	Trish David and Kelly Libner, North Dakota St.	Mont. St.-Billings	Sept. 28, 1997
:19	Whitney Cates and Kathy Clutterbuck, West Texas A&M	Texas Woman's	Oct. 4, 2002

FASTEST CONSECUTIVE GOALS, OPPOSING TEAMS

Time	First Goal	Second Goal	Date
:11	Kelly Jacobs, Ashland	Stacy Barker, Sonoma St.	Dec. 4, 1998
:13	Kristin Hendricks, Catawba	Karen Isenmann, Francis Marion	Sept. 9, 1995
:14	Heather Sakaduski, Lees-McRae	Sabina Sapienza, Francis Marion	Sept. 8, 2001
:15	Meghan Middleton, Bentley	Michelle Bohler, Pace	Oct. 24, 1999
:16	Lone Halvorsen, New Haven	Sherry Baylor, Dallas Baptist	Oct. 12, 2000
:18	Jenna Miller, Lipscomb	Jenny Kline, Bellarmine	Sept. 10, 2000
:19	Carley Dunn, Cal St. San B'dino	Tiffany Simpson, Cal St. Bakersfield	Oct. 10, 1998
:20	Lisa Ament, Cal St. San B'dino	Priscilla Olsen, Cal St. Bakersfield	Sept. 23, 2001
:29	Jessica Rodgers, North Dakota St.	Lindsey Natwick, Bemidji St.	Nov. 3, 2002
:30	Sheila Murphy, Lenoir-Rhyne	Hannah Ashton, Concord	Sept. 4, 2001
:32	Becca Williams, North Fla.	Jessica Hester, Christian Bros.	Nov. 23, 2002
:34	Vishakha Dewani, Angelo St.	Gina Mix, Central Okla.	Oct. 29, 2000
:35	Kerri Williams, Francis Marion	Bonnie Constantine, Barton	Sept. 9, 1998
:35	Krista Swanson, North Dak. St.	Jackie Pang, Northern Colo.	Sept. 12, 1997
:36	Melissa Butz, Angelo St.	Rebecca Yazzie, Midwestern St.	Oct. 2, 1999

CONSECUTIVE GAMES WITH AT LEAST ONE GOAL

No.	Player, Team	From	To
21	Missy Gregg, Christian Bros.	Sept. 7, 2001	Oct. 30, 2001
15	Carrie Plute, Wheeling Jesuit	Sept. 6, 1992	Oct. 21, 1992
13	Renee Vinnedge, Queens (N.C.)	Sept. 19, 1998	Nov. 4, 1998
13	Jannie Nicolaisen, Lynn	Sept. 27, 1997	Nov. 15, 1997
11	Minna Mustonen, Franklin Pierce	Oct. 9, 1999	Nov. 20, 1999
11	Lindsay Pepler, Stonehill	Sept. 4, 1999	Oct. 5, 1999
10	Sally Holmes, Central Okla.	Oct. 31, 1999	Sept. 22, 2000

No.	Player, Team	From	To
10	Pauliina Miettinen, Franklin Pierce	Sept. 26, 1998	Oct. 27, 1998
10	Pauliina Miettinen, Franklin Pierce	Sept. 15, 1997	Oct. 11, 1997
9	Theresa Roach, Mercyhurst	Sept. 4, 1997	Sept. 28, 1997
9	Erin Alexander, Lincoln Memorial	Sept. 26, 1996	Oct. 22, 1996
9	Diane Tajak, Lewis	Oct. 8, 1995	Oct. 29, 1995
8	Laurie Lamoureux, Merrimack	Oct. 19, 2002	current
8	Kari Pierce, Metro St.	Aug. 28, 1998	Sept. 20, 1998
8	Heather Selvitelle, Angelo St.	Aug. 30, 1997	Sept. 27, 1997
8	Brooke Wright, Presbyterian	Sept. 14, 1996	Oct. 2, 1996
8	Nancy Reyes, Lewis	Sept. 7, 1996	Sept. 25, 1996

CONSECUTIVE SHUTOUT MINUTES

Minutes	Player, Team	From	To
1,192:00	Nikki Kalavitis, Lynn	Sept. 18, 1997	Oct. 30, 1997
990:00	Jeanette Smith, Franklin Pierce	Nov. 13, 1994	Nov. 10, 1995
955:21	Emily Huyck, Truman	Sept. 17, 2000	Oct. 29, 2000
921:00	Ellen Husarik, Lincoln Memorial	Sept. 7, 1997	Nov. 1, 1997
871:33	Emily Huyck, Truman	Oct. 9, 1999	Sept. 2, 2000
836:00	Nikki Kalavitis, Lynn	Sept. 4, 1998	Oct. 14, 1998
825:00	Ellen Sattler, C.W. Post	Oct. 4, 1998	Nov. 14, 1998
774:00	Sue Plante, Merrimack	Oct. 15, 1986	Nov. 3, 1986
756:06	Jamie Griffiths, West Texas A&M	Oct. 10, 2001	Nov. 7, 2001
741:00	Nicole Jennings, Cal St. Bakersfield	Sept. 14, 1999	Oct. 9, 1999
685:49	Meghan Frey, Mercyhurst	Sept. 30, 2001	Oct. 24, 2001
617:00	Lindsey Kiser, Midwestern St.	Sept. 13, 1997	Oct. 18, 1997
604:00	Michele Filipczak, Minn.-Duluth	Sept. 25, 1999	Oct. 17, 1999
598:58	Liz Baldwin, Erskine	Sept. 13, 1997	Oct. 1, 1997
593:00	Katie Kreps, Cal Poly Pomona	Oct. 3, 1999	Oct. 30, 1999

Annual Champions

POINTS PER GAME

Season	Player, Team	Cl.	G	GO	A	P	Avg.
1998	Renee Vinnedge, Queens (N.C.) ..	Sr.	16	41	10	92	5.75
1999	Minna Mustonen, Franklin Pierce..	Sr.	21	34	13	81	3.86

Season	Player, Team	Cl.	G	GO	A	P	Avg.
2000	Jannie Nicolaisen, Lynn St.	Sr.	14	18	14	50	3.57
2001	Missy Gregg, Christian Bros.....	Jr.	22	73	10	156	7.09
2002	Missy Gregg, Christian Bros.....	Sr.	25	62	7	131	5.24

GOALS PER GAME

Season	Player, Team	Cl.	G	GO	Avg.
1998	Renee Vinnedge, Queens (N.C.)	Sr.	16	41	2.56
1999	Minna Mustonen, Franklin Pierce.....	Sr.	21	34	1.62
2000	Joana DaSilva, Wheeling Jesuit.....	Fr.	23	36	1.57
2001	Missy Gregg, Christian Bros.	Jr.	22	73	3.32
2002	Missy Gregg, Christian Bros.	Sr.	25	62	2.48

ASSISTS PER GAME

Season	Player, Team	Cl.	G	A	Avg.
1998	Pauliina Miettinen, Franklin Pierce	Sr.	21	19	0.90
1999	Angela Verdoes, Franklin Pierce.....	Fr.	21	24	1.14
2000	Kim Corbin, St. Cloud St.	Jr.	18	20	1.11
2001	Anna Rask, Christian Bros.....	Jr.	18	26	1.44
2002	Margaret Saurin, Christian Bros.	Sr.	26	35	1.35

GOALS-AGAINST AVERAGE

Season	Player, Team	Cl.	G	Min.	GA	GAA
1998	Nikki Kalavitis, Lynn	Jr.	20	1,800	7	0.35
1999	Lara Johnson, Presbyterian.....	So.	18	1,511	5	0.30
2000	Caulli Chiscon, North Fla.	Jr.	19	1,655	8	0.44
2001	Emily Huyck, Truman.....	Sr.	21	1,782	8	0.40
2002	Jessica Marek, Kennesaw St.	Fr.	19	1,567	5	0.29

SAVES PER GAME

Season	Player, Team	Cl.	G	SV	Avg.
1998	Molly Baker, Pace.....	Sr.	7	115	16.43
1999	Sally Hilger, IPFW.....	Fr.	16	281	17.56
2000	Daisy Calderon, N.J. Inst. of Tech	Fr.	14	167	11.93
2001	Niki Dalka, Bemidji St.	Jr.	17	242	14.24
2002	Lisa Dingley, Ohio Valley	So.	16	414	25.88

Team Records

Official NCAA Division II women's soccer records began with the 1982 season and are based on information submitted to the NCAA statistics service by institutions participating in the statistics rankings. Annual champions started in the 1998 season, which was the first year the NCAA compiled weekly leaders. In statistical rankings, the rounding of percentages and/or averages may indicate ties where none exist. In these cases, the numerical order of the rankings is accurate.

Scoring

POINTS
Game
 63—C.W. Post vs. N.J. Inst. Of Tech., Oct. 23, 1999

GOALS
Game
 23—Kennesaw St. vs. Spelman, Sept. 21, 2002

Season
 166—Christian Bros., 2001 (23 games)

SCORING AVERAGE

Season
 7.22—Christian Bros., 2001 (166 goals in 23 games)

ASSISTS

Game
 24—Minn.-Duluth vs. Bemidji St., Oct. 19, 1997

Defense

SAVES

Game
 38—St. Michael's vs. Keene St., Sept. 15, 1985

Season
 379—Merrimack, 1985 (22 games)

SAVES PER GAME

Season
 20.79—Southern Colo. (291 in 14 games)

GOALS AGAINST AVERAGE

Season (Min. 1,200 minutes)
 0.16—Franklin Pierce, 1994 (3 GA in 1,710 min.)

SHUTOUTS

Season
 17—Minn.-Duluth, 2000 (21 games)

SHUTOUT PERCENTAGE

Season
 0.84—Franklin Pierce, 1994 (16 in 19 games)

Miscellaneous

CONSECUTIVE WINS

59—Franklin Pierce, Sept. 10, 1996 to Dec. 4, 1998

UNBEATEN STREAK

59—Franklin Pierce, Sept. 10, 1996 to Dec. 4, 1998

CONSECUTIVE HOME WINS

44—Franklin Pierce, Sept. 9, 1992 to Sept. 8, 1996

CONSECUTIVE CONFERENCE WINS

(Includes conference tournaments)
 49—Franklin Pierce, Sept. 25, 1994 to Oct. 3, 2000

CONFERENCE GAMES UNBEATEN STREAK

(Includes conference tournaments)
 54—Franklin Pierce, Sept. 25, 1994 to Oct. 6, 2000

CONSECUTIVE SHUTOUTS

15—Franklin Pierce, Sept. 12, 1995 to Nov. 5, 1995

WINS IN A SEASON

25—Christian Bros., 2002

CONSECUTIVE WINNING SEASONS

19—Barry, 1984-present; Merrimack, 1984-present

MOST IMPROVED WON-LOST-TIED RECORD

11.5—Metro St., 6-13-1 (2001) to 18-2-3 (2002)

Game

POINTS

No.	Team vs. Opponent	Date
63	C.W. Post vs. N.J. Inst. of Tech.	Oct. 23, 1999
59	Kennesaw St. vs. Spelman	Sept. 21, 2002
56	Minn.-Duluth vs. Bemidji	Oct. 19, 1997
56	Southern N.H. vs. Lyndon St.	Sept. 13, 1984
53	Christian Bros. vs. Millsaps	Aug. 30, 2002
51	Lincoln Memorial vs. Campbellsville	Sept. 9, 2000
51	West Fla. vs. Millsaps	Sept. 11, 1998
51	Truman vs. Benedictine (Kan.)	Oct. 15, 1989
48	Winona St. vs. Bemidji St.	Oct. 17, 1997
48	Concord vs. West Va. Tech	Oct. 2, 2001
47	Mo.-St. Louis vs. Washington (Mo.)	Sept. 12, 1982
46	Neb.-Omaha vs. Augustana (S.D.)	Oct. 7, 2000
46	St. Rose vs. Concordia (N.Y.)	Nov. 11, 1995
45	Molloy vs. Old Westbury	Oct. 1, 1997
44	Tusculum vs. Newberry	Oct. 12, 2001
44	C.W. Post vs. St. Thomas Aquinas	Oct. 14, 2000
44	Bryant vs. Lasell	Sept. 10, 1998
44	St. Michael's vs. St. Joseph's (N.Y.)	Oct. 12, 1984

GOALS

No.	Team vs. Opponent	Date
23	Kennesaw St. vs. Spelman	Sept. 21, 2002
21	Christian Bros. vs. Millsaps	Aug. 30, 2002
21	C.W. Post vs. N.J. Inst. of Tech.	Oct. 23, 1999
19	Southern N.H. vs. Lyndon St.	Sept. 13, 1984
18	Winona St. vs. Bemidji St.	Oct. 17, 1997
18	St. Rose vs. Concordia (N.Y.)	Nov. 11, 1995
18	Truman vs. Benedictine (Kan.)	Oct. 15, 1989
17	Concord vs. West Va. Tech	Oct. 2, 2001
17	Westminster (Pa.) vs. West Va. Tech	Sept. 10, 2000
17	Lincoln Memorial vs. Campbellsville	Sept. 9, 2000
17	West Fla. vs. Millsaps	Sept. 11, 1998
17	Quincy vs. Illinois Col.	Sept. 5, 1992
17	St. Michael's vs. St. Joseph's (N.Y.)	Oct. 12, 1984
17	Mo.-St. Louis vs. Washington (Mo.)	Sept. 12, 1982
16	Minn.-Duluth vs. Bemidji St.	Oct. 19, 1997
16	Molloy vs. Old Westbury	Oct. 1, 1997
16	Francis Marion vs. Anderson (S.C.)	Sept. 13, 1997
16	St. Cloud St. vs. Minn.-Crookston	Sept. 6, 1997
16	Mercyhurst vs. Slippery Rock	Sept. 18, 1993

ASSISTS

No.	Team vs. Opponent	Date
24	Minn.-Duluth vs. Bemidji St.	Oct. 19, 1997
21	C.W. Post vs. N.J. Inst. of Tech.	Oct. 23, 1999
19	Merrimack vs. Pace	Oct. 24, 1998
19	Merrimack vs. Concordia (N.Y.)	Sept. 7, 1997
18	Southern N.H. vs. Lyndon St.	Sept. 13, 1984
17	Wayne St. (Neb.) vs. Northwestern (Ia.)	Aug. 31, 2001
17	Lincoln Memorial vs. Campbellsville	Sept. 9, 2000
17	West Fla. vs. Millsaps	Sept. 11, 1998
17	Merrimack vs. New York Tech	Sept. 4, 1995
16	Tusculum vs. Newberry	Oct. 12, 2001
16	Neb.-Omaha vs. Augustana (S.D.)	Oct. 7, 2000
16	North Dakota St. vs. Bemidji St.	Sept. 8, 1996
16	Minn.-Duluth vs. Winona St.	Sept. 23, 1995
15	Minn.-Duluth vs. Southwest St.	Oct. 14, 1997
15	Truman vs. Benedictine (Kan.)	Oct. 15, 1989

SAVES

No.	Team vs. Opponent	Date
38	St. Michael's vs. Keene St.	Sept. 15, 1985
37	Concord vs. West Va. Wesleyan	Oct. 31, 1999
36	Bemidji St. vs. Winona St.	Oct. 28, 2001
36	Le Moyne vs. Stonehill	Oct. 4, 1998
34	Lincoln Memorial vs. Carson-Newman	Sept. 22, 1994
33	Catawba vs. Elon	Oct. 9, 1990
33	Merrimack vs. Keene St.	Oct. 11, 1986
32	St. Rose vs. Southern N.H.	Oct. 16, 1993
31	Pace vs. Dominican (N.Y.)	Sept. 28, 1998
31	Pace vs. Sacred Heart	Sept. 20, 1998
30	Southern Colo. vs. Colo. Christian	Oct. 9, 1994
30	Merrimack vs. Keene St.	Oct. 10, 1987
30	Merrimack vs. Keene St.	Oct. 12, 1985
29	Shippensburg vs. Longwood	Sept. 8, 1999
29	Wayne St. (Neb.) vs. Sioux Falls	Sept. 19, 1997
29	Lincoln Memorial vs. Maryville (Tenn.)	Sept. 1, 1994

Season

SCORING AVERAGE

Team	Year	Games	No.	Avg.
Christian Bros.	2001	23	166	7.22
Franklin Pierce	1995	20	129	6.45
Franklin Pierce	1994	19	114	6.00
Franklin Pierce	1999	21	120	5.71
Franklin Pierce	1998	22	122	5.55
Franklin Pierce	1996	19	103	5.42
Southern N.H.	1984	20	105	5.25
East Stroudsburg	1994	20	101	5.05
Barry	2000	19	95	5.00
Northern Ky.	2001	24	118	4.92
Merrimack	1999	20	98	4.90
Mercyhurst	1994	15	73	4.87
Westminster (Pa.)	2000	20	97	4.85
Christian Bros.	2002	26	123	4.73
Tusculum	2000	22	104	4.73
Franklin Pierce	1997	21	99	4.71
Franklin Pierce	1992	21	99	4.71
Wheeling Jesuit	2000	23	108	4.70
Francis Marion	1997	18	84	4.67
Lynn	1996	21	97	4.62

GOALS

Team	Year	Games	Goals
Christian Bros.	2001	23	166
Franklin Pierce	1995	20	129
Christian Bros.	2002	26	123
Franklin Pierce	1998	22	122
Franklin Pierce	1999	21	120
Northern Ky.	2001	24	118
Franklin Pierce	1994	19	114
Wheeling Jesuit	2000	23	108
Southern N.H.	1984	20	105
Tusculum	2000	22	104
Franklin Pierce	1996	19	103
Franklin Pierce	2001	23	101
East Stroudsburg	1994	20	101
Franklin Pierce	1997	21	99
Lynn	1997	22	99
Franklin Pierce	1992	21	99
Merrimack	1999	20	98
Westminster (Pa.)	2000	20	97
Franklin Pierce	2000	23	97
Lynn	1996	21	97

GOALS-AGAINST AVERAGE

(Min. 1,200 minutes)

Team	Year	GA	Min.	GAA
Franklin Pierce	1994	3	1,710	0.158
Barry	1989	3	1,680	0.161
Franklin Pierce	1995	4	1,800	0.200
Kennesaw St.	2002	6	1,736	0.311
Presbyterian	1999	6	1,688	0.320
Lynn	1996	7	1,890	0.333
Lynn	1998	7	1,800	0.350
Truman	1999	7	1,753	0.359
Central Okla.	2002	8	2,003	0.359
Lincoln Memorial	1997	8	1,975	0.365
Barry	2002	7	1,710	0.368
Franklin Pierce	1992	8	1,950	0.369
Ashland	1999	7	1,607	0.392
Truman	2001	8	1,807	0.398
West Texas A&M	2001	8	1,800	0.400
Barry	1993	7	1,565	0.403
North Fla.	2000	8	1,785	0.403
Longwood	2002	8	1,730	0.416
Southern N.H.	1989	9	1,920	0.422
C.W. Post	1999	9	1,919	0.422

SAVES PER GAME

Team	Year	Games	No.	Avg.
Southern Colo.	1994	14	291	20.79
IPFW	1999	16	281	17.56
Merrimack	1985	22	379	17.23
South Dakota	1999	16	275	17.19
Bemidji St.	1996	13	209	16.08
Millersville	1998	17	259	15.24
St. Rose	1995	17	245	14.41
Pace	1998	11	158	14.36

Team	Year	Games	No.	Avg.
Bemidji St.	2001	17	242	14.24
Merrimack	1986	21	299	14.24
High Point	1992	17	240	14.12
Lincoln Memorial	1994	16	218	13.63
Newberry	2000	19	256	13.47
N.J. Inst. of Tech.	1999	11	147	13.36
Newberry	1996	20	267	13.35
Minn.-Morris	1999	19	253	13.32
Bemidji St.	1997	13	173	13.31
West Fla.	1994	18	235	13.06
N.J. Inst. of Tech.	2000	16	208	13.00
Bemidji St.	1998	18	234	13.00

SAVES

Team	Year	Games	No.
Merrimack	1985	22	379
Merrimack	1986	21	299
Southern Colo.	1994	14	291
IPFW	1999	16	281
South Dakota	1999	16	275
Newberry	1996	20	267
Millersville	1998	17	259
Newberry	2000	19	256
Minn.-Morris	1999	19	253
Merrimack	1987	22	248
St. Rose	1995	17	245
Bemidji St.	2001	17	242
High Point	1992	17	240
Charleston (W. Va.)	2001	18	235
West Fla.	1994	18	235
Bemidji St.	1998	18	234
Morningside	2000	20	229
Mont. St.-Billings	1998	18	229
San Fran. St.	1990	18	228
Millersville	1999	19	221

SHUTOUT PERCENTAGE

Team	Year	Games	No.	Pct.
Franklin Pierce	1994	19	16	0.842
Barry	1989	18	15	0.833

Team	Year	Games	No.	Pct.
Minn.-Duluth	2000	21	17	0.810
Franklin Pierce	1995	20	16	0.800
Presbyterian	1999	18	14	0.778
Franklin Pierce	1992	21	16	0.762
Sonoma St.	1991	21	16	0.762
North Fla.	2000	20	15	0.750
Barry	2002	19	14	0.737
Truman	1999	19	14	0.737
Presbyterian	1996	19	14	0.737
Ashland	2001	18	13	0.722
Barry	1993	18	13	0.722
Truman	2001	21	15	0.714
Lincoln Memorial	1997	21	15	0.714
Lynn	1996	21	15	0.714
Mercyhurst	1988	17	12	0.706
Cal St. Dom. Hills	1989	21	15	0.714
Southern N.H.	1985	21	15	0.714
Barry	2001	20	14	0.700
West Texas A&M	2001	20	14	0.700
Christian Bros.	2000	20	14	0.700
Lynn	1998	20	14	0.700

SHUTOUTS

Team	Year	Games	Shutouts
Minn.-Duluth	2000	21	17
Neb.-Omaha	2002	23	16
Northern Ky.	1999	25	16
Franklin Pierce	1995	20	16
Franklin Pierce	1994	19	16
Franklin Pierce	1992	21	16
Sonoma St.	1991	21	16
Central Okla.	2002	23	15
Truman	2001	21	15
Northern Ky.	2001	24	15
North Fla.	2000	20	15
Lincoln Memorial	1997	21	15
Lynn	1996	21	15
Barry	1989	18	15
Cal St. Dom Hills	1989	21	15
Southern N.H.	1985	21	15
Barry	2002	19	14
West Fla.	2001	21	14
Barry	2001	20	14
West Texas A&M	2001	20	14
UC San Diego	2001	23	14
Christian Bros.	2000	20	14
Southern Conn. St.	2000	21	14
Presbyterian	1999	18	14
Truman	1999	19	14
Lynn	1998	20	14
Lynn	1997	22	14
West Va. Wesleyan	1997	24	14
Presbyterian	1996	19	14

Miscellaneous

CONSECUTIVE WINS

No.	Team	From	To
59	Franklin Pierce	Sept. 10, 1996	Dec. 4, 1998
40	Franklin Pierce	Sept. 6, 1994	Sept. 8, 1996
27	Southern N.H.	Sept. 15, 1985	Oct. 21, 1986
26	Neb.-Omaha	Oct. 27, 2001	Dec. 6, 2002
22	Christian Bros.	Aug. 24, 2001	Dec. 2, 2001
21	Christian Bros.	Sept. 24, 2002	current
20	Sonoma St.	Aug. 28, 1998	Nov. 1, 1998
20	Franklin Pierce	Oct. 5, 1999	Sept. 28, 2000
20	Lincoln Memorial	Sept. 27, 1997	Sept. 26, 1998
20	Lynn	Aug. 31, 1996	Nov. 22, 1996
19	Southern Conn. St.	Sept. 3, 2000	Nov. 3, 2000
18	West Va. Wesleyan	Oct. 6, 1996	Sept. 28, 1997
17	Regis	Aug. 24, 2001	Oct. 26, 2001
17	West Fla.	Sept. 7, 1999	Nov. 7, 1999
17	Barry	1993	1994

CONSECUTIVE GAMES UNBEATEN

No.	Team	From	To
59	Franklin Pierce	Sept. 10, 1996	Dec. 4, 1998
40	Franklin Pierce	Sept. 6, 1994	Sept. 8, 1996
27	Southern N.H.	Sept. 15, 1985	Oct. 21, 1986
26	Neb.-Omaha	Oct. 27, 2001	Dec. 6, 2002
25	Lincoln Memorial	Sept. 12, 1997	Oct. 2, 1998



Franklin Pierce Sports Information

Paulina Miettinen scored 65 goals in her 1995-98 career at Franklin Pierce, securing a place in the records book. Miettinen also amassed 309 career points.

No.	Team	From	To
23	Edgewood	Sept. 6, 1996	Sept. 4, 1997
22	Christian Bros.	Aug. 24, 2001	Dec. 2, 2001
21	Southern N.H.	Sept. 13, 1984	Sept. 12, 1985
21	Christian Bros.	Sept. 24, 2002	current
20	Sonoma St.	Aug. 28, 1998	Nov. 1, 1998
20	Bloomsburg	Sept. 1, 1998	Nov. 7, 1998
20	Lynn	Aug. 31, 1996	Nov. 22, 1996
19	Regis	Aug. 24, 2001	Nov. 3, 2001
19	Southern Conn. St.	Sept. 3, 2000	Nov. 3, 2000
19	Lynn	Sept. 6, 1997	Nov. 22, 1997
19	Sonoma St.	Sept. 11, 1991	Nov. 16, 1991

CONSECUTIVE HOME WINS

(Includes conference and NCAA tournaments)

No.	Team	From	To
44	Franklin Pierce	Sept. 9, 1992	Sept. 8, 1996
41	Franklin Pierce	Sept. 10, 1996	Sept. 28, 2000
36	Southern N.H.	Oct. 17, 1983	Sept. 10, 1987
29	Lynn	Sept. 14, 1997	Nov. 3, 1999
28	West Va. Wesleyan	Sept. 18, 1996	Nov. 6, 1998
24	Barry	1991	1993
21	North Fla.	Nov. 3, 2000	current
21	Minn. St.-Mankato	Sept. 12, 1999	Nov. 4, 2001
20	Tusculum	Oct. 6, 1999	Oct. 1, 2001
19	Francis Marion	Sept. 11, 1999	Sept. 8, 2001
19	West Chester	Sept. 6, 1998	Nov. 3, 1999
18	Incarinate Word	Sept. 11, 1998	Oct. 29, 1999
18	Francis Marion	Sept. 11, 1999	Sept. 4, 2002
18	Tusculum	Oct. 6, 1999	Sept. 5, 2002
17	Lynn	Sept. 14, 1997	Oct. 22, 1998
17	Oakland	Sept. 22, 1996	1998
17	Mercyhurst	Sept. 19, 1987	Oct. 5, 1989
17	Merrimack	Oct. 18, 1986	Nov. 4, 1987
17	West Texas A&M	Sept. 3, 2001	Nov. 8, 2002

CONSECUTIVE CONFERENCE WINS

(Includes conference tournaments)

No.	Team	From	To
49	Franklin Pierce	Sept. 25, 1994	Oct. 3, 2000
33	Edgewood	Sept. 7, 1995	Oct. 7, 1997
26	Christian Bros.	Oct. 17, 1999	current
21	Truman	Sept. 1, 1999	Nov. 3, 2001
21	Sonoma St.	Nov. 6, 1997	Sept. 26, 1999
21	Sonoma St.	Oct. 23, 1993	Oct. 31, 1995
19	West Fla.	Oct. 2, 1998	Oct. 6, 2000
18	Queens (N.C.)	Oct. 28, 1995	Nov. 7, 1997
17	Winona St.	Sept. 29, 1999	Oct. 14, 2000
16	Lock Haven	Sept. 15, 1999	Oct. 13, 2000
16	Merrimack	Sept. 27, 1986	Nov. 2, 1987
15	East Stroudsburg	Oct. 28, 1993	Oct. 6, 1994
14	Minn.-Duluth	Oct. 3, 1998	Oct. 16, 1999
13	Central Okla.	Sept. 28, 2000	Oct. 21, 2001
13	Regis	Nov. 3, 2000	Oct. 26, 2001

CONSECUTIVE CONFERENCE GAMES UNBEATEN

(Includes conference tournaments)

No.	Team	From	To
54	Franklin Pierce	Sept. 25, 1994	Oct. 19, 2000
33	Edgewood	Sept. 7, 1995	Oct. 7, 1997
30	Queens (N.C.)	Oct. 28, 1995	Nov. 7, 1997
27	Winona St.	Sept. 29, 1999	Oct. 28, 2001
26	Christian Bros.	Oct. 17, 1999	current
23	West Fla.	Oct. 11, 1996	Oct. 6, 2000
23	Sonoma St.	Sept. 26, 1990	Oct. 27, 1992
21	Truman	Sept. 1, 1999	Nov. 3, 2001
21	Sonoma St.	Oct. 23, 1993	Oct. 31, 1995
21	Sonoma St.	Nov. 6, 1997	Sept. 26, 1999
19	West Fla.	Oct. 2, 1998	Oct. 6, 2000
17	Merrimack	Sept. 27, 1986	Nov. 4, 1987
17	Regis (Colo.)	Nov. 3, 2000	Sept. 15, 2002
15	Metro St.	Sept. 8, 2002	current
15	Elon	Oct. 18, 1994	Oct. 25, 1996
15	East Stroudsburg	Oct. 28, 1993	Oct. 6, 1994
15	Merrimack	Oct. 27, 1988	Sept. 13, 1990

CONSECUTIVE WINNING SEASONS

No.	Team	From	To
19	Barry	1984	current
19	Merrimack	1984	current
18	Cal St. Dom. Hills	1985	current
17	UC San Diego	1986	current
15	Southern N.H.	1983	1997

No.	Team	From	To
15	Mercyhurst	1988	current
13	SIU Edwardsville	1990	current
12	Findlay	1990	2001
12	Bloomsburg	1991	current
11	Elon	1986	1997
11	Presbyterian	1992	current

SEASON WINS

No.	Team	Year
25	Christian Bros.	2002
22	Neb.-Omaha	2002
22	Christian Bros.	2001
22	Franklin Pierce	2001
22	Northern Ky.	2001
22	Northern Ky.	1999
22	Sonoma St.	1998
21	UC San Diego	2001
21	Central Okla.	2000
21	Northern Ky.	2000
21	UC San Diego	2000
21	Franklin Pierce	1998
21	Franklin Pierce	1997
21	West Va. Wesleyan	1997
20	Belmont Abbey	1999
20	Franklin Pierce	1999
20	Belmont Abbey	1998
20	Lynn	1996
20	Franklin Pierce	1994
20	Franklin Pierce	1992
20	Wheeling Jesuit	1992
20	Southern N.H.	1985

CONSECUTIVE SHUTOUT GAMES

No.	Team	From	To
15	Franklin Pierce	Sept. 12, 1995	Nov. 5, 1995
13	Franklin Pierce	Sept. 13, 1994	Oct. 18, 1994
12	Lynn	Sept. 20, 1997	Oct. 26, 1997
10	Truman	Sept. 23, 2000	Oct. 28, 2000
10	Sonoma St.	Sept. 26, 1991	Nov. 2, 1991
9	Minn.-Duluth	Sept. 23, 2000	Oct. 22, 2000
9	Truman	Oct. 10, 1999	Nov. 7, 1999
9	Lincoln Memorial	Oct. 22, 1997	Sept. 12, 1998
9	Lynn	Sept. 13, 1996	Oct. 11, 1996
9	Barry	1994	1994
9	Barry	Sept. 30, 1989	Nov. 12, 1989
8	Presbyterian	Sept. 25, 1999	Oct. 24, 1999
8	Lynn	Sept. 8, 1998	Oct. 9, 1998
8	Sonoma St.	Oct. 5, 1993	Oct. 27, 1993
8	Tusculum	Oct. 16, 2000	Aug. 28, 2001

MOST IMPROVED

Team (Coach)	Year	W-L-T	Previous	Games Improved
Metro St. (Danny Sanchez)	2002	18-2-3	6-13-1	11.5
Franklin Pierce (Mark Krikorian)	1992	20-1-0	8-9-1	10
Mesa St. (Jim Buchan)	1997	17-4-0	6-12-0	9.5
High Point (Woody Gibson)	1993	12-5-1	2-14-1	9.5
Mo.-Rolla (Eric Swanbeck)	1994	12-6-2	3-14-0	8.5
S.C.-Spartanburg (Kendall Reyes)	2001	15-3-1	8-12-1	8
Erskine (Billy Lesesne)	1997	15-2-1	9-12-0	8
Quincy (Bill Postiglione)	1988	11-5-1	3-13-1	8
Shippensburg (Guy Furfaro)	2002	14-4-2	6-12-1	8
Bryant (Christ Flint)	2001	13-8-0	3-13-0	7.5
Lenoir-Rhyne (Ray Yordus)	1997	15-5-1	7-12-0	7.5
Cal Poly Pomona (Todd Saldana)	1996	11-7-2	3-14-0	7.5
Cal St. Dom. Hills (Marine Cano)	1989	18-2-0	8-7-4	7.5
Mercyhurst (Andy Roth)	1988	16-2-0	6-7-2	7.5
Lenoir-Rhyne (Ray Kordus)	1997	15-5-1	7-12-0	7.5
Metro St. (Ed Montojo)	1996	11-7-1	2-13-2	7.5

Annual Team Champions

SCORING OFFENSE

Season	Team	G	GO	Avg.
1998	Franklin Pierce	22	122	5.55
1999	Franklin Pierce	21	120	5.71
2000	Barry	19	95	5.00
2001	Christian Bros.	23	166	7.22
2002	Christian Bros.	26	123	4.73

DIVISION II WOMEN'S RECORDS

TEAM GOALS-AGAINST AVERAGE

Season	Player, Team	G	Min.	GA	GAA
1998	Lynn	20	1,800	7	0.35
1999	Presbyterian	18	1,688	6	0.32
2000	North Fla.	20	1,785	8	0.40
2001	Truman	21	1,807	8	0.40
2002	Kennesaw St.	19	1,736	6	0.31

SHUTOUT PERCENTAGE

Season	Team	G	SO	Pct.
1998	Lynn	20	14	0.70
1999	Presbyterian	18	14	0.78
2000	Minn.-Duluth	21	17	0.81
2001	Ashland	18	13	0.72
2002	Barry	19	14	0.74

WINNING PERCENTAGE

Season	Player, Team	W	L	T	Pct.
1998	Franklin Pierce	21	1	0	.955
1999	Franklin Pierce	20	1	0	.952
2000	Barry	18	1	0	.947
2001	Christian Bros.	22	1	0	.957
	Franklin Pierce	22	1	0	.957
2002	Christian Bros.	25	1	0	.962

MOST IMPROVED

Season	Team	W-L-T	Pvs.	Games Improved
1999	Le Moyne	8-7-0	2-15-1	7
	North Ala.	11-7-1	4-14-0	7
2000	Concord	12-8-1	2-12-0	7
2001	S.C.-Spartanburg	15-3-1	8-12-1	8
2002	Metro St.	18-2-3	6-13-1	11.5

2002 Most Improved

School (Coach)	2001	2002	\$Games Improved
Metro St. (Danny Sanchez)	6-13-1	19-3-3	11.5
Shippensburg (Guy Furfaro)	6-12-1	14-4-2	8.0
Northwood (Doug Carter)	4-11-2	11-4-2	7.0
Grand Valley St. (Dago Cortes)	6-10-1	13-4-1	6.5
Minn.-Morris (Christian DeVries)	6-13-1	13-7-2	6.5
Central Ark. (Tina Conley)	2-13-0	10-9-0	6.0
Catawba (John Cullen)	8-7-1	15-3-1	5.5
Seattle Pacific (Bobby Bruch)	8-10-1	13-4-2	5.5
Lenoir-Rhyne (Will Beddingfield)	8-10-1	13-5-2	5.0
Neb.-Omaha (Don Klosterman)	16-5-0	22-1-0	5.0
Tex. A&M-Commerce (Neil Piper)	9-8-2	14-3-2	5.0
Concord (Steve Barrett)	8-10-1	12-5-2	4.5
Wheeling Jesuit (Jim Regan)	9-7-0	16-5-1	4.5
Bellarmine (Tim Chastonay)	8-9-1	13-6-2	4.0
Central Okla. (Mike Cook)	15-6-0	20-3-0	4.0
Fort Lewis (Jaymee Stone)	4-15-0	7-10-2	4.0
Kutztown (Jeff Schellenberger)	7-12-0	10-7-2	4.0
LeMoyne (Patty Kloidt)	5-13-0	7-7-3	4.0
Newberry (Cory Tanzer)	1-18-1	6-15-0	4.0
Northeastern St. (Charlie Mitchell)	6-10-0	11-8-2	3.5
Southwest St. (Jill McCartney)	6-15-0	9-11-1	3.5
St. Rose (Laurie Darling Gutheil)	10-7-1	15-5-0	3.5

\$To determine games improved, add the difference in victories between the two seasons to the difference in losses, then divide by two; ties not counted. Includes postseason.

Final Coaches' Polls

NOTE: Poll conducted by the Intercollegiate Soccer Coaches Association of America until 1995. The National Soccer Coaches Association of America assumed responsibility in 1996.

1988

1. Barry
2. Cal St. Hayward
3. Sonoma St.
4. Keene St.
5. Southern N.H.
6. Buffalo
7. Northern Colo.
8. Springfield
9. UNC Greensboro
10. Mercyhurst
11. Cal St. Dom. Hills
12. Truman
13. UC Davis
14. Adelphi
15. St. Anselm
16. Quincy
17. Merrimack
18. Southampton
19. Metro St.
20. Army

1989

1. Barry
2. Cal St. Dom. Hills
3. UNC Greensboro
4. Keene St.
5. Cal St. Hayward
6. Adelphi
7. Denver
8. Southern N.H.
9. Mo.-St. Louis
10. Metro St.
11. Army
12. Merrimack
13. Mercyhurst

1990

1. Sonoma St.
2. UNC Greensboro
3. Barry
4. Adelphi
5. Southern N.H.
6. Keene St.
7. Mercyhurst
8. Cal St. Dom. Hills
9. SIU Edwardsville
10. Merrimack
11. UC Davis
12. Southampton
13. Mo.-St. Louis
14. Buffalo
15. Cal Poly Pomona
16. Springfield
17. Metro St.
18. Franklin Pierce
19. Denver
20. St. Anselm

1991

1. Sonoma St.
2. Barry
3. Keene St.
4. Mercyhurst
5. Adelphi

6. Cal St. Dom Hills
7. Southern N.H.
8. Cal St. Chico
9. Quincy
10. Springfield
11. Mo.-St. Louis
12. Southampton
13. Cal Poly Pomona
14. Stonehill
15. Le Moyne
16. SIU Edwardsville
17. Merrimack
18. UC Davis
19. Denver
20. St. Anselm

1992

1. Barry
2. Franklin Pierce
3. Adelphi
4. Sonoma St.
5. Keene St.
6. Cal St. Dom. Hills
7. Cal St. Chico
8. Quincy
9. Mercyhurst
10. Springfield
11. UC Davis
12. SIU Edwardsville
13. Southern N.H.
14. Bloomsburg
15. Fla. Atlantic
16. Stonehill
17. Le Moyne
18. Cal Poly
19. Quinnipiac
20. Mo.-St. Louis

1993

1. Barry
2. Sonoma St.
3. Mercyhurst
4. Franklin Pierce

5. Cal Poly
6. Keene St.
7. Le Moyne
8. Cal St. Chico
9. Stonehill
10. Adelphi
11. Bloomsburg
12. Quincy
13. Merrimack
14. Cal Poly Pomona
15. SIU Edwardsville
16. Southern N.H.
17. Catawba
18. Cal St. Dom. Hills
19. Philadelphia U.
20. Mo.-St. Louis

1994

1. Franklin Pierce
2. Mercyhurst
3. Sonoma St.
4. Barry
5. Quincy
6. Denver
7. Bloomsburg
8. Keene St.
9. Lewis
10. Cal St. Chico
11. Catawba
12. St. Anselm
13. Regis (Colo.)
14. Presbyterian
15. East Stroudsburg
16. Mo.-St. Louis
17. Southern N.H.
18. Metro St.
19. Cal St. Dom. Hills
20. Quinnipiac

1995

1. Franklin Pierce
2. Sonoma St.
3. Barry

4. Mercyhurst
5. Denver
6. Lewis
7. Southern N.H.
8. Bloomsburg
9. Cal St. Chico
10. Quincy
11. Air Force
12. Elon
13. Presbyterian
14. Indiana (Pa.)
15. Merrimack
16. Truman
17. West Va. Wesleyan
18. UC Davis
19. Philadelphia U.
20. New Haven
21. St. Joseph's (Ind.)
22. Mo.-St. Louis
23. St. Anselm
24. Regis (Colo.)
25. Southampton

1996

1. Franklin Pierce
2. Lynn
3. Regis (Colo.)
4. St. Joseph's (Ind.)
5. Barry
6. Humboldt St.
7. Bloomsburg
8. UC Davis
9. Merrimack
10. SIU Edwardsville
11. Northern Colo.
12. Adelphi
13. Denver
14. Presbyterian
15. Mo. St. Louis
16. Francis Marion
17. Quinnipiac
18. Southern N.H.
19. Sonoma St.

20. West Va. Wesleyan
21. Truman
22. Cal St. Dom. Hills
23. Keene St.
24. Lock Haven
25. Metro St.

1997

1. Franklin Pierce
2. West Va. Wesleyan
3. Cal St. Dom. Hills
4. Lynn
5. Adelphi
6. Truman
7. Barry
8. Sonoma St.
9. Mesa St.
10. St. Joseph's (Ind.)
11. East Stroudsburg
12. Southern N.H.
13. Northern Colo.
14. Catawba
15. Ashland
16. Presbyterian
17. Mercyhurst
18. Bloomsburg
19. Francis Marion
20. Lock Haven
21. Lewis
22. St. Anselm
23. Merrimack
24. Mo.-Rolla
25. West Fla.

1998

1. Lynn
2. Sonoma St.
3. Franklin Pierce
4. Ashland
5. Bloomsburg
6. Mesa St.
7. Cal St. Dom. Hills
8. West Va. Wesleyan

9. Barry
 T10. Southern Ind.
 T10. SIU Edwardsville
 T10. Belmont Abbey
 13. C.W. Post
 14. American Int'l
 15. Metro St.
 16. Francis Marion
 17. Adelphi
 18. Mercyhurst
 19. West Fla.
 20. Binghamton
 21. Northern Ky.
 22. East Stroudsburg
 T23. Midwestern St.
 T23. Merrimack
 25. Cal Poly Pomona

1999

1. Franklin Pierce

2. Cal Poly Pomona
 3. Barry
 4. Northern Ky.
 5. Lock Haven
 6. Tex. A&M-
 Commerce
 7. Belmont Abbey
 8. Presbyterian
 9. Mercyhurst
 10. C.W. Post
 11. Cal St. Dom. Hills
 12. Merrimack
 13. Incarnate Word
 14. Ashland
 15. West Fla.
 16. North Dakota St.
 17. Lynn
 18. Sonoma St.
 19. Northern Colo.
 T20. Catawba
 T20. Wheeling Jesuit

22. Truman
 23. Stonehill
 24. Slippery Rock
 25. West Chester

2000

1. UC San Diego
 2. Northern Ky.
 3. Barry
 3. Franklin Pierce
 5. North Fla.
 6. Central Okla.
 7. Southern Conn. St.
 8. Mercyhurst
 9. Bloomsburg
 10. Lynn
 11. Sonoma St.
 12. Francis Marion
 13. Lock Haven
 14. Ashland
 15. Mesa St.

15. Minn.-Duluth
 17. Christian Bros.
 18. Cal Poly Pomona
 19. Minn. St.-Mankato
 20. C.W. Post
 21. Merrimack
 22. Regis (Colo.)
 23. Tusculum
 24. Truman
 25. Cal St. Bakersfield

2001

1. UC San Diego
 2. Christian Bros.
 3. Northern Ky.
 4. Franklin Pierce
 5. Lock Haven
 6. Truman
 7. Incarnate Word
 8. North Fla.
 9. Cal Poly Pomona
 10. Regis (Colo.)

T11. Merrimack
 T11. Barry
 13. Mercyhurst
 14. Slippery Rock
 15. Northern Colo.
 16. Barton
 17. Ashland
 18. Cal St. Dom. Hills
 19. West Fla.
 20. Bloomsburg
 21. West Texas A&M
 22. Winona St.
 23. Belmont Abbey
 24. Bryant
 25. Adelphi

2002

1. Christian Bros.
 2. Neb.-Omaha
 3. Franklin Pierce
 4. Metro St.

5. Northern Ky.
 6. Barry
 7. Adelphi
 8. UC San Diego
 9. UC Davis
 10. Kennesaw St.
 11. North Fla.
 12. Lock Haven
 13. Central Okla.
 14. Ashland
 15. Merrimack
 16. Truman
 17. West Fla.
 18. West Texas A&M
 19. Catawba
 20. Wheeling Jesuit
 21. Bloomsburg
 22. St. Rose
 23. Northern Colo.
 24. San Fran. St.
 25. Cal Poly Pomona

Division III Women's Records

Individual Records	222
Team Records	228
Polls	232



Individual Records

Official NCAA Division III women's soccer records began with the 1982 season and are based on information submitted to the NCAA statistics service by institutions participating in the statistics rankings. Career records of players include only those years in which they competed in Division III. Annual champions started in the 1998 season, which was the first year the NCAA compiled weekly leaders. In statistical rankings, the rounding of percentages and/or averages may indicate ties where none exist. In these cases, the numerical order of the rankings is accurate.

Scoring

POINTS

Game

20—Beth Byrne, Frank. & Marsh. vs. Wilkes, Oct. 29, 1988

Season

98—Collette Cunningham, Marymount (Va.), 1989 (18 games)

Career

288—Jessica Brooks, Meredith, 1995-98 (66 games)

POINTS PER GAME

Season

5.44—Collette Cunningham, Marymount (Va.), 1989 (18 games)

Career (Min. 100 points)

4.36—Jessica Brooks, Meredith, 1995-98 (288 in 66 games)

GOALS

Game

10—Beth Byrne, Frank. & Marsh. vs. Wilkes, Oct. 29, 1988

Season

43—Katy Sturtz, Ohio Wesleyan, 1998 (22 games)

Career

121—Jessica Brooks, Meredith, 1995-98 (66 games)

GOALS PER GAME

Season

2.17—Collette Cunningham, Marymount (Va.), 1989 (39 in 18 games)

Career (Min. 40 goals)

1.83—Jessica Brooks, Meredith, 1995-98 (121 in 66 games)

ASSISTS

Game

7—Amy Bornfleth, Maryville (Mo.) vs. Westminster (Mo.), Sept. 19, 1999; Jacquie Neuhaus, Neb. Wesleyan vs. Midland Lutheran, Sept. 20, 1997; Karen Bankiewicz, Neb. Wesleyan vs. Northwestern (Iowa), Sept. 4, 1996

Season

30—Kristen Ogulewicz, Western New Eng., 1999 (21 games)

Career

94—Jacquie Neuhaus, Neb. Wesleyan, 1995-98 (85 games)

ASSISTS PER GAME

Season

1.56—Susan Suarez, Meredith, 1998 (28 in 18 games)

Career (Min. 25 assists)

1.33—Becky Craig, Gordon, 1992-94 (61 in 46 games)

40 GOALS AND 40 ASSISTS

Career

28 players (most recent: Molly Burke, Western New Eng., 1998, 2000-02; Molly Cady, Wis.-Stevens Point, 1999-02; Stefany Nutter, Lakeland, 1999-02)

Goalkeeping

SAVES

Game

55—Becky Burnos, Alvernia vs. Wesley, Sept. 25, 1999

Season

398—Tracy Dolence, Lake Erie, 2000 (20 games)

Career

1,114—Amanda Cobb, New Jersey City, 1997-00 (66 games)

SAVES PER GAME

Season

24.17—Alex Rhines, Juniata, 1995 (290 in 12 games)

Career

24.73—Michelle Foiles, Illinois Col., 1993-94 (371 in 15 games)

GOALS AGAINST AVERAGE

Season (Min. half of the team's total minutes)

0.06—Victoria Nusse, Col. of New Jersey, 2001 (1 GA in 1,622:43 minutes)

Career (Min. 2,500 minutes)

0.11—Victoria Nusse, Col. of New Jersey, 1998-01 (8 GA in 6,303:43 min.)

SOLO SHUTOUTS

Season

18—Julie Friess, UC San Diego, 1989 (21 games); Julie Friess, UC San Diego, 1988 (23 games); and Maggie Futato, Messiah, 2002

SOLO SHUTOUT PERCENTAGE (Min. 10

Shutouts)

Season

0.86—Julie Friess, UC San Diego, 1989 (18 in 21 games)

GOALKEEPER MINUTES PLAYED

Career

7,842:04—Stephanie Romanko, Montclair St., 1999-02

Miscellaneous

FASTEST GOAL FROM START OF GAME

:10—Laine Montgomery, Goucher vs. Gallaudet, Oct. 18, 2000; Brooke Davis, Oneonta St. vs. Scranton, Oct. 10, 2001

FASTEST CONSECUTIVE GOALS BY SAME TEAM

:07—Scranton (Erica Verderbev and Susan McCloy) vs. Delaware Valley, Oct. 4, 1994

FASTEST THREE CONSECUTIVE GOALS BY SAME TEAM

:52—Emory (Ariella Kanshepolksy, Kim Kendall, Lisa Left) vs. Agnes Scott, Sept. 23, 1989

FASTEST CONSECUTIVE GOALS BY OPPOSING TEAMS

:11—Liz Graf, Grinnell, then Jenny Berthiaume, Lake Forest, Oct. 7, 2000

CONSECUTIVE GAMES WITH AT LEAST ONE GOAL

27—Katy Sturtz, Ohio Wesleyan, Oct. 10, 1998, to Oct. 27, 1999

CONSECUTIVE HAT-TRICK GAMES AT START OF CAREER

3—Kim Olson, Monmouth (Ill.), Sept. 2-9, 2000

CONSECUTIVE SHUTOUT MINUTES

1,568:21—Victoria Nusse, Col. of New Jersey, Nov. 19, 2000-Nov. 11, 2001

Game

POINTS

No.	Player, Team vs. Opponent	Date
20	Beth Byrne, Frank. & Marsh. vs. Wilkes	Oct. 29, 1988
18	Katie Pope, Benedictine (Ill.) vs. Mount Mary	Oct. 21, 2000
15	Alex Hutton, Guilford vs. Ferrum	Sept. 25, 2002
14	Katie Pettigrew, Luther vs. Clarke	Sept. 4, 2002
14	Meghan Wudtke, Lakeland vs. Milwaukee-Engr.	Oct. 22, 2001
14	Cheryl Schneider, Milwaukee-Engr. vs. Mount Mary	Sept. 20, 2001
14	Megan Owens, Knox vs. MacMurray	Sept. 20, 1999
14	Jen Shinbori, Luther vs. Wartburg	Sept. 26, 1998
14	Jenny Morin, Elmhurst vs. Olivet Nazarene	Oct. 19, 1996
14	Kelley Orr, Neb. Wesleyan vs. McPherson	Sept. 11, 1993
14	Lotta Nilsson, Neb. Wesleyan vs. Briar Cliff	Sept. 5, 1993
13	Katie Pettigrew, Luther vs. Upper Iowa	Nov. 2, 2002
13	Molly Burke, Western New Eng. vs. Daniel Webster	Oct. 13, 2001
13	Nikole Flannery, Buffalo St. vs. D'Youville	Oct. 9, 2001
13	Lisa Diamond, Framingham St. vs. Mass.-Boston	Sept. 9, 2001
13	Lindsay Talbot, La Roche vs. Pitt.-Greensburg	Oct. 14, 2000
13	Lindsay Pappas, Marywood vs. Alvernia	Sept. 27, 1999

No.	Player, Team vs. Opponent	Date
13	Lindsay Pappas, Marywood vs. Gallaudet	Sept. 5, 1999
13	Alicia Vegas, Simpson vs. William Jewell	Oct. 27, 1998
13	Erin Killian, Kalamazoo vs. Alma	Oct. 13, 1998
13	Leslie Stechschulte, Capital vs. Oberlin	Sept. 13, 1993

GOALS

No.	Player, Team vs. Opponent	Date
10	Beth Byrne, Frank. & Marsh. vs. Wilkes	Oct. 29, 1988
7	Katie Pettigrew, Luther vs. Clarke	Sept. 4, 2002
7	Alex Hutton, Guilford vs. Ferrum	Sept. 25, 2002
7	Megan Owens, Knox vs. MacMurray	Sept. 20, 1999
6	Melissa Wiggins, Pitt.-Greensburg vs. Columbia Union	Sept. 2, 2002
6	Katie Pettigrew, Luther vs. Upper Iowa	Nov. 2, 2002
6	Meghan Wudtke, Lakeland vs. Milwaukee-Engr.	Oct. 22, 2001
6	Cheryl Schneider, Milwaukee-Engr. vs. Mount Mary	Sept. 20, 2001
6	Lisa Diamond, Framingham St. vs. Mass.-Boston	Sept. 9, 2001
6	Katie Pope, Benedictine (Ill.) vs. Mount Mary	Oct. 21, 2000
6	Jolanda Aalbers, Wis.-Oshkosh vs. Wis.-River Falls	Oct. 6, 2000
6	Erin Cunniffe, UC Santa Cruz vs. Mills	Oct. 20, 1999
6	Lindsay Pappas, Marywood vs. Alvernia	Sept. 27, 1999
6	Lindsay Pappas, Marywood vs. Gallaudet	Sept. 5, 1999
6	Alicia Vegas, Simpson vs. William Jewell	Oct. 27, 1998

No.	Player, Team vs. Opponent	Date
6	Erin Killian, Kalamazoo vs. Alma	Oct. 13, 1998
6	Marissa Mowen, Wartburg vs. Iowa Wesleyan	Oct. 5, 1998
6	Jen Shinbori, Luther vs. Wartburg	Sept. 26, 1998
6	Lotta Nilsson, Neb. Wesleyan vs. McPherson	Oct. 7, 1994
6	Meril Davis, Claremont-M-S vs. Redlands	Oct. 27, 1993
6	Leslie Stechschulte, Capital vs. Oberlin	Sept. 13, 1993
6	Kelley Orr, Neb. Wesleyan vs. McPherson	Sept. 11, 1993

ASSISTS

No.	Player, Team vs. Opponent	Date
7	Amy Bornfleth, Maryville (Mo.) vs. Westminster (Mo.)	Sept. 19, 1999
7	Jacquie Neuhaus, Neb. Wesleyan vs. Midland Lutheran	Sept. 20, 1997
7	Karen Bankiewicz, Neb. Wesleyan vs. N'western (Iowa)	Sept. 4, 1996
6	Katie Pettigrew, Luther vs. Clarke	Sept. 5, 2001
6	Katie Pope, Benedictine (Ill.) vs. Mount Mary	Oct. 21, 2000
6	Annie Tock, Hanover vs. St. Mary of the Wood	Oct. 13, 2000
6	Stephanie Lappen, UC Santa Cruz vs. Mills	Oct. 20, 1999
6	Trinity Tisue, Cornell College vs. Milwaukee Engr.	Oct. 4, 1998
6	Shelly Fargo, Neb. Wesleyan vs. Dana	Nov. 1, 1996
6	Jennifer Tischaefel, Wis.-La Crosse	Oct. 2, 1996
6	Tatia Beskovich, Va. Wesleyan vs. Hollins	1995
6	Tab Sandman, Neb. Wesleyan vs. McPherson	Oct. 7, 1994
6	Sandy Shaneyfelt, Neb. Wesleyan vs. McPherson	Oct. 7, 1994
6	Nicole Sarubbi, Roger Williams vs. Johnson & Wales	1994
6	Susan Mash, Heidelberg vs. Hiram	1991

SAVES

No.	Player, Team vs. Opponent	Date
55	Becky Burnos, Alvernia vs. Wesley	Sept. 25, 1999
44	Tracy Dolence, Lake Erie vs. Penn. St.-Behrend	Oct. 17, 2000
44	Kristi Wilke, Wis.-Superior vs. Northwestern (Minn.)	Sept. 11, 1999
43	Dawn Crownover, Wooster vs. Denison	Oct. 1, 1985
43	Melinda Daigneault, Daniel Webster vs. Emerson	Oct. 12, 1998
42	Holly Wachtel, MacMurray vs. Principia	Oct. 9, 1999
42	Erin Ball, Buffalo St. vs. Niagara	1992
41	Laura Sanden, Buena Vista vs. Northwestern (Ia.)	Sept. 27, 2001
41	Jenny Akman, Guilford vs. Western Caro.	Oct. 3, 1999
41	Jen Prudden, Colby-Sawyer vs. Plymouth St.	Oct. 22, 1998
41	Karen McHugh, Colby-Sawyer vs. Bates	Oct. 17, 1985
40	Erin Johnston, Wis.-Superior vs. Wis.-River Falls	Sept. 22, 2002
40	Laura Castro, Agnes Scott vs. Meredith	Oct. 23, 1998
40	Elissa Jacobson, Goucher vs. St. Mary's (Minn.)	1991
39	Laura Warner, Hiram vs. Allegheny	Oct. 19, 1999

Season

POINTS PER GAME

Player, Team	Year	Games	Points	Avg.
Collette Cunningham, Marymount (Va.)	1989	18	98	5.44
Jessica Brooks, Meredith	1998	18	90	5.00
Emilie Replogle, Delaware Valley	1996	15	72	4.80
Lindsey Benson, Gordon	2002	20	93	4.65
Jennifer Russell, Kalamazoo	1991	18	83	4.61
Katie Pope, Benedictine (Ill.)	2000	18	82	4.56
Jessica Brooks, Meredith	1996	18	82	4.56
Jolanda Aalbers, Wis.-Oshkosh	2000	15	68	4.53
Lynne Stever, Nazareth	1983	13	58	4.46
Leslie Stechschulte, Capital	1993	18	79	4.39
Amy Bornfleth, Maryville (Mo.)	1996	18	78	4.33
Kelley Orr, Neb. Wesleyan	1993	15	65	4.33
Brooke Anderson, Rockford	2002	18	78	4.33
Katy Sturtz, Ohio Wesleyan	1998	22	95	4.32
Jennifer Russell, Kalamazoo	1993	19	81	4.26
Lindsay Talbot, La Roche	2000	20	85	4.25
Beth Byrne, Frank. & Marsh.	1988	17	72	4.24
Tina Atwood, Rockford	1998	19	80	4.21
Pernille Olson, Luther	1992	20	84	4.20
Kelly Fink, Concordia (Wis.)	2000	19	79	4.16
Katie Pettigrew, Luther	2002	19	79	4.16

POINTS

Player, Team	Year	Games	Goals	Assists	Points
Collette Cunningham, Marymount (Va.)	1989	18	39	20	98
Katy Sturtz, Ohio Wesleyan	1998	22	43	9	95
Lindsey Benson, Gordon	2002	20	40	13	93
Jessica Brooks, Meredith	1998	18	34	22	90
Tracy Prihoda, Wheaton (Mass.)	2001	21	38	11	87
Kate Brunelle, Western New Eng.	1998	22	34	19	87
Lindsay Talbot, La Roche	2000	20	34	17	85
Erin Killian, Kalamazoo	1998	21	32	30	84

Player, Team	Year	Games	Goals	Assists	Points
Pernille Olson, Luther	1992	20	35	14	84
Lotta Nilsson, Neb. Wesleyan	1996	23	28	27	83
Jennifer Russell, Kalamazoo	1991	18	35	13	83
Tracy Prihoda, Wheaton (Mass.)	2002	24	30	23	83
Katie Pope, Benedictine (Ill.)	2000	18	32	18	82
Jessica Brooks, Meredith	1996	18	36	10	82
Nicole Hayashi, Principia	2000	20	31	19	81
Jennifer Russell, Kalamazoo	1993	19	34	13	81
Tara Dyk, Calvin	1998	22	35	10	80
Tina Atwood, Rockford	1998	19	37	6	80
Kelly Fink, Concordia (Wis.)	2000	19	31	17	79
Leslie Stechshulte, Capital	1993	18	29	21	79
Katie Pettigrew, Luther	2002	19	35	9	79

GOALS PER GAME

Player, Team	Year	Games	Goals	Avg.
Collette Cunningham, Marymount (Va.)	1989	18	39	2.17
Emilie Replogle, Delaware Valley	1996	15	32	2.13
Lynne Stever, Nazareth	1983	13	27	2.08
Jolanda Aalbers, Wis.-Oshkosh	2000	15	30	2.00
Jessica Brooks, Meredith	1996	18	36	2.00
Lindsey Benson, Gordon	2002	20	40	2.00
Katy Sturtz, Ohio Wesleyan	1998	22	43	1.95
Tina Atwood, Rockford	1998	19	37	1.95
Jennifer Russell, Kalamazoo	1991	18	35	1.94
Meril Davis, Claremont-M-S	1993	19	36	1.89
Jessica Brooks, Meredith	1998	18	34	1.89
Brooke Anderson, Rockford	2002	18	34	1.89
Katie Pettigrew, Luther	2002	19	35	1.84
Amy Bornfleth, Maryville (Mo.)	1996	18	33	1.83
Beth Byrne, Frank. & Marsh.	1988	17	31	1.82
Tracy Prihoda, Wheaton (Mass.)	2001	21	38	1.81
Beth Byrne, Frank. & Marsh.	1986	16	29	1.81
Amy Gilfillan, Wis.-River Falls	2002	20	36	1.80
Sara Hamed, Pitt.-Bradford	2000	19	34	1.79
Jennifer Russell, Kalamazoo	1993	19	34	1.79

GOALS

Player, Team	Year	Games	Goals
Katy Sturtz, Ohio Wesleyan	1998	22	43
Lindsey Benson, Gordon	2002	20	40
Collette Cunningham, Marymount (Va.)	1989	18	39
Tracy Prihoda, Wheaton (Mass.)	2001	21	38
Tina Atwood, Rockford	1998	19	37
Jessica Brooks, Meredith	1996	18	36
Meril Davis, Claremont-M-S	1993	19	36
Amy Gilfillan, Wis.-River Falls	2002	20	36
Tara Dyk, Calvin	1998	22	35
Pernille Olson, Luther	1992	20	35
Jennifer Russell, Kalamazoo	1991	18	35
Katie Pettigrew, Luther	2002	19	35
Sara Hamed, Pitt.-Bradford	2000	19	34
Lindsay Talbot, La Roche	2000	20	34
Cherie Peterson, Augustana (Ill.)	1999	20	34



Mindy Hammond, Ohio Wesleyan goalkeeper, was the 2002 annual champion for Goals-Against Average. Hammond allowed only 3 goals in 23 games.

Matt Emmens/Ohio Wesleyan University

Player, Team	Year	Games	Goals
Julie Velloff, Edgewood	1998	22	34
Jessica Brooks, Meredith	1998	18	34
Kate Brunelle, Western New Eng.	1998	22	34
Jennifer Russell, Kalamazoo	1993	19	34
Brooke Anderson, Rockford	2002	18	34

ASSISTS PER GAME

Player, Team	Year	Games	Assists	Avg.
Susan Suarez, Meredith	1998	18	28	1.56
Kristen Ogulewicz, Western New Eng.	1998	21	30	1.43
Stefanie Wieland, Gwynedd-Mercy	1999	15	21	1.40
Kristine Schmid, Concordia (Wis.)	1998	20	28	1.40
Lisa Romoser, Carthage	1997	20	28	1.40
Jacque Neuhaus, Neb. Wesleyan	1997	20	28	1.40
Amy Bornfleth, Maryville (Mo.)	1999	18	25	1.39
Leslie Stechshulte, Capital	1994	18	24	1.33
Nicole Sarubbi, Roger Williams	1993	18	22	1.22
Elena Ziarnik, Stevens Tech	2001	18	21	1.17
Jacque Neuhaus, Neb. Wesleyan	1998	23	27	1.17
Lotta Nilsson, Neb. Wesleyan	1996	23	27	1.17
Sarah Williams, Heidelberg	1997	18	21	1.17
Leslie Stechshulte, Capital	1993	18	21	1.17
Carrie Stallings, Notre Dame (Md.)	1992	13	15	1.15
Sabrina Foley, Benedictine (Ill.)	2000	18	20	1.11
Collette Cunningham, Marymount (Va.)	1989	18	20	1.11
Bess Watson, Gordon	2000	21	23	1.10
Susie Anderson, Kalamazoo	1998	21	23	1.10

ASSISTS

Player, Team	Year	Games	Assists
Kristen Ogulewicz, Western New Eng.	1999	21	30
Kristine Schmid, Concordia (Wis.)	1999	29	28
Susan Suarez, Meredith	1998	18	28
Lisa Romoser, Carthage	1997	20	28
Jacque Neuhaus, Neb. Wesleyan	1997	20	28
Jacque Neuhaus, Neb. Wesleyan	1998	23	27
Lotta Nilsson, Neb. Wesleyan	1996	23	27
Amy Bornfleth, Maryville (Mo.)	1999	18	25
Leslie Stechshulte, Capital	1994	18	24
Bess Watson, Gordon	2000	21	23
Stefany Nutter, Lakeland	2000	22	23
Susie Anderson, Kalamazoo	1998	21	23
Tracy Prihoda, Wheaton (Mass.)	2002	24	23
Sandi Poniatowski, Kalamazoo	1998	21	22
Nicole Sarubbi, Roger Williams	1993	18	22
Heidi Campbell, St. Mary's (Minn.)	1986	24	22
Elena Ziarnik, Stevens Tech	2001	18	21
Melissa Moore, Waynesburg	1999	22	21
Stefanie Wieland, Gwynedd-Mercy	1999	15	21
Sarah Williams, Heidelberg	1997	18	21
Leslie Stechshulte, Capital	1993	18	21
Bess Watson, Gordon	2002	20	21

SAVES PER GAME

Player, Team	Year	Games	Saves	Avg.
Alex Rhines, Juniata	1995	12	290	24.17
Amanda Cobb, New Jersey City	1998	11	237	21.55
Heather Braithewaite, Agnes Scott	1992	15	313	20.78
Amanda Cobb, New Jersey City	2000	18	371	20.61
Sara Jesuit, Marian (Wis.)	2002	18	365	20.28
Ashley Nicolls, Wis.-Superior	2000	13	263	20.23
Becky Burnos, Alvernia	1999	15	302	20.13
Tracy Dolence, Lake Erie	2000	20	398	19.90
Christina Koenig, Millsaps	1998	18	352	19.56
Dawn Crownover, Wooster	1985	11	214	19.45
Gina Zeno, Worcester St.	1991	12	232	19.33
Julia Rose, Heidelberg	2002	18	345	19.17
Kristi Wilke, Wis.-Superior	1999	13	249	19.15
Melinda Daigneault, Daniel Webster	1998	14	268	19.14
Elissa Jacobson, Goucher	1991	14	265	18.93
Sarah Kephart, Western Md.	1993	15	277	18.47
Sue Bator, Rensselaer	1993	13	240	18.46
Krista Summers, King's (Pa.)	1998	18	330	18.33
Kim Brightman, Utica/Rome	1998	17	306	18.00
Carol Skriloff, Sweet Briar	1998	13	234	18.00

SAVES

Player, Team	Year	Games	Saves
Tracy Dolence, Lake Erie	2000	20	398
Amanda Cobb, New Jersey City	2000	18	371
Sara Jesuit, Marian (Wis.)	2002	18	365
Christina Koenig, Millsaps	1998	18	352
Julia Rose, Heidelberg	2002	18	345

Player, Team	Year	Games	Saves
Krista Summers, King's (Pa.)	1998	18	330
Angela Hadwin, Bryn Mawr	1998	19	326
Jenny Akman, Guilford	1999	19	318
Jen Poliquin, Southern Me.	1994	18	318
Heather Braithewaite, Agnes Scott	1992	15	313
Nancy Blease, Wheaton (Mass.)	1993	19	307
Sara Pray, Pine Manor	2000	18	306
Kim Brightman, Utica/Rome	1998	17	306
Stephanie Brennan, King's (Pa.)	2000	17	304
Becky Burnos, Alvernia	1999	15	302
Michelle Arnold, Clarkson	1995	17	297
Kelli Bracken, Albright	1997	18	290
Alex Rhines, Juniata	1995	12	290
Amanda Cobb, New Jersey City	1997	18	286
Caroline Sinclair, Wheaton (Mass.)	1982	21	285

GOALS-AGAINST AVERAGE

Player, Team	Year	GA	Min.	GAA
Victoria Nusse, Col. of New Jersey	2001	1	1,622	0.055
Victoria Nusse, Col. of New Jersey	2000	2	1,959	0.092
Mindy Hammond, Ohio Wesleyan	2002	3	1,691	0.160
Julie Friess, UC San Diego	1989	4	2,034	0.177
Victoria Nusse, Col. of New Jersey	1999	4	1,928	0.187
Danielle Mastro Simone, Col. of New Jersey	1993	5	2,247	0.200
Becca Giefer, New York U.	2002	3	1,280	0.211
Abby Rabinovitz, Wis.-Stevens Point	2000	4	1,586	0.227
Beth Howland, Ithaca	1989	3	1,170	0.231
Hallie McNeill, Rhodes	1994	3	1,020	0.265
Elizabeth Cope, Wellesley	1999	5	1,863	0.242
Courtney Petrie, Trinity (Tex.)	1999	3	1,108	0.244
Beth Howland, Ithaca	1990	4	1,470	0.245
Maggie Futato, Messiah	2002	6	2,165	0.249
Erin Henrich, DePauw	1999	5	1,676	0.269
Molly Helleman, Wellesley	1998	5	1,674	0.269
Jennifer Hetland, UC San Diego	1999	5	1,644	0.274
Anna Bacho, Macalester	1998	6	1,958	0.276
Julie Friess, UC San Diego	1988	6	1,958	0.276
Vida Donohue, William Smith	1988	4	1,291	0.279

SOLO SHUTOUTS PERCENTAGE (Min. 10 Shutouts)

Player, Team	Year	Games	Shutouts	Pct.
Julie Friess, UC San Diego	1989	21	18	0.86
Mary St. Germain, Plymouth St.	1988	19	15	0.79
Julie Friess, UC San Diego	1988	23	18	0.78
Molly Helleman, Wellesley	1998	21	16	0.76
Julie Friess, UC San Diego	1987	21	16	0.76
Maggie Futato, Messiah	2002	24	18	0.75
Elizabeth Cope, Wellesley	1999	20	15	0.75
Jennifer Hetland, UC San Diego	1997	22	16	0.73
Missy Samuels, Cortland St.	1992	22	16	0.73
Missy Samuels, Cortland St.	1991	22	16	0.73
Rebecca Brooks, Williams	1999	18	13	0.72
Wendy Morgans, Moravian	1996	18	13	0.72
Danielle Mastro Simone, Col. of New Jersey	1993	24	17	0.71
Victoria Nusse, Col. of New Jersey	2001	20	14	0.70
Kristi Kauffman, Salisbury	1996	20	14	0.70
Tara Joosten, Gust. Adolphus	1995	20	14	0.70
Shelby Springer, Willamette	2000	23	16	0.70
Anna Bacho, Macalester	1999	23	16	0.70
Jen Foreman, N.C. Wesleyan	1999	23	16	0.70
Eva Cahalan, Connecticut Col.	1988	16	11	0.69

SOLO SHUTOUTS

Player, Team	Year	Games	Shutouts
Maggie Futato, Messiah	2002	24	18
Julie Friess, UC San Diego	1989	21	18
Julie Friess, UC San Diego	1988	23	18
Danielle Mastro Simone, Col. of New Jersey	1993	24	17
Emily Boeing, Wheaton (Mass.)	1999	25	17
Shelby Springer, Willamette	2000	23	16
Anna Bacho, Macalester	1999	23	16
Jen Foreman, N.C. Wesleyan	1999	23	16
Molly Helleman, Wellesley	1998	21	16
Jennifer Hetland, UC San Diego	1997	22	16
Missy Samuels, Cortland St.	1992	22	16
Missy Samuels, Cortland St.	1991	22	16
Julie Friess, UC San Diego	1987	21	16
Allecia Tull, Oneonta St.	1999	23	15
Elizabeth Cope, Wellesley	1999	20	15
Anna Bacho, Macalester	1998	23	15
Robin Heard, Willamette	1998	24	15
Anne Wenhe, Mary Washington	1997	22	15
Mary St. Germain, Plymouth St.	1988	19	15

Career

POINTS PER GAME (Min. 100 points)

Player, Team	Years	Games	Points	Avg.
Jessica Brooks, Meredith	1995-98	66	288	4.36
Beth Byrne, Frank. & Marsh	1985-88	61	251	4.11
Jennifer Russell, Kalamazoo	1990-93	75	287	3.83
Amy Bornfleth, Maryville (Mo.)	1996-99	74	274	3.70
Leslie Stechshulte, Capital	1991-94	68	235	3.46
Emilie Replogle, Delaware Valley	1995-98	68	230	3.38
Stacey Breckner, Neb. Wesleyan	1996-97	42	138	3.29
Tara Dyk, Calvin	1995-98	81	263	3.25
Alicia Vegas, Simpson	1996-99	81	262	3.23
Cherie Peterson, Augustana (Ill.)	1998-00	56	171	3.05
Kate Brunelle, Western New Eng.	1995-98	79	241	3.05
Lotta Nilsson, Neb. Wesleyan	1993-96	67	203	3.03
Lynne Stever, Nazareth	1983-84, 86-87	75	226	3.01
Stacey Williams, Wilmington (Ohio)	1993-96	76	228	3.00
Katy Sturtz, Ohio Wesleyan	1998-01	83	248	2.99
Becky Craig, Gordon	1992-94	46	135	2.93
Heather Holm, Agnes Scott	1997-00	51	149	2.92
Meril Davis, Claremont-M.S.	1990-93	72	210	@ 2.92
Sara Morgan, Centre	1994-98	78	226	2.90
Jen Johnson, Shenandoah	1991-92, 94	45	129	2.87
Trista Von Guilder, Heidelberg	1990-93	70	200	2.86
Nicole Burnett, Roger Williams	1994-95	39	111	2.85
Brandy Wheeler, Shenandoah	1992-95	47	132	2.81
Sandi Poniatowski, Kalamazoo	1996-99	78	218	2.79
Julie Veloff, Edgewood	1995-98	87	243	2.79

@Assists not available.

POINTS

Player, Team	Years	Games	Points
Jessica Brooks, Meredith	1995-98	66	288
Jennifer Russell, Kalamazoo	1990-93	75	287
Amy Bornfleth, Maryville (Mo.)	1996-99	74	274
Tara Dyk, Calvin	1995-98	81	263
Alicia Vegas, Simpson	1996-99	81	262
Beth Byrne, Frank. & Marsh	1985-88	61	251
Katy Sturtz, Ohio Wesleyan	1998-01	83	248
Julie Veloff, Edgewood	1995-98	87	243
Molly Burke, Western New Eng.	1998, 2000-02	90	242
Kate Brunelle, Western New Eng.	1995-98	79	241
Leslie Stechshulte, Capital	1991-94	68	235
Emilie Replogle, Delaware Valley	1995-98	68	230
Sara Morgan, Centre	1994-98	78	226
Lynne Stever, Nazareth	1983-84, 86-87	75	226
Sandi Poniatowski, Kalamazoo	1996-99	78	218
Erin Killian, Kalamazoo	1995-98	78	212
Meril Davis, Claremont-M.S.	1990-93	72	@210
Rachel Sweeney, Washington (Mo.)	1996-99	77	206
Lotta Nilsson, Neb. Wesleyan	1993-96	67	203
Trista Von Guilder, Heidelberg	1990-93	70	200
Karen O'Conner, Lynchburg	1996-99	91	193
Cheri Isler, Capital	1993-96	69	192
*Meghan Wudtke, Lakeland	2000-02	57	191
Tricia Dyk, Calvin	1999-02	76	190
Corina Riismandel, Notre Dame (Md.)	1992-95	67	188

*Active.

@Assists not available.

GOALS PER GAME (Min. 40 goals)

Player, Team	Years	Games	Goals	Avg.
Jessica Brooks, Meredith	1995-98	66	121	1.83
Beth Byrne, Frank. & Marsh	1985-88	61	110	1.80
Jennifer Russell, Kalamazoo	1990-93	75	118	1.57
Meril Davis, Claremont-M.S.	1990-93	72	105	1.46
Cherie Peterson, Augustana (Ill.)	1998-00	56	79	1.41
Alicia Vegas, Simpson	1996-99	81	113	1.40
Emilie Replogle, Delaware Valley	1995-98	68	94	1.38
Amy Bornfleth, Maryville (Mo.)	1996-99	74	102	1.38
Tara Dyk, Calvin	1995-98	81	110	1.36
Katy Sturtz, Ohio Wesleyan	1998-01	83	112	1.35
Lynne Stever, Nazareth	1983-84, 86-87	75	98	1.31
Heather Holm, Agnes Scott	1997-00	51	66	1.29
Stacey Williams, Wilmington (Ohio)	1993-96	76	98	1.29
Corina Riismandel, Notre Dame (Md.)	1992-95	67	85	1.27
Leslie Stechshulte, Capital	1991-94	68	86	1.26
Sara Morgan, Centre	1994-98	78	96	1.23
Stacey Breckner, Neb. Wesleyan	1996-97	42	51	1.21
Julie Veloff, Edgewood	1995-98	87	104	1.19

Player, Team	Years	Games	Goals	Avg.
Kate Brunelle, Western New Eng.	1995-98	79	93	1.18
Karin Treese, Wash. & Lee	1995-98	63	72	1.14
Jen Johnson, Shenandoah	1991-92, 94	45	51	1.13
Lotta Nilsson, Neb. Wesleyan	1993-96	67	75	1.12
Molly Burke, Western New Eng.	1998, 2000-02	90	100	1.11
Kendra Cestone, Nichols	1993-96	70	76	1.09
Trista Von Guilder, Heidelberg	1990-93	70	76	1.09
Brandy Wheeler, Shenandoah	1992-95	47	51	1.09
Brooke Anderson, Rockford	2000-02	56	61	1.09

GOALS

Player, Team	Years	Games	Goals
Jessica Brooks, Meredith	1995-98	66	121
Jennifer Russell, Kalamazoo	1990-93	75	118
Alicia Vegas, Simpson	1996-99	81	113
Katy Sturtz, Ohio Wesleyan	1998-01	83	112
Beth Byrne, Frank. & Marsh	1984-88	61	110
Tara Dyk, Calvin	1995-98	81	110
Meril Davis, Claremont-M.S.	1990-93	72	105
Julie Veloff, Edgewood	1995-98	87	104
Jen Shinbori, Luther	1998-01	85	102
Amy Bornfleth, Maryville (Mo.)	1996-99	74	102
Molly Burke, Western New Eng.	1998, 2000-02	90	100
Stacey Williams, Wilmington (Ohio)	1993-96	76	98
Lynne Stever, Nazareth	1983-84, 86-87	75	98
Sara Morgan, Centre	1994-98	78	96
Emilie Replogle, Delaware Valley	1995-98	68	94
Kate Brunelle, Western New Eng.	1995-98	79	93
Leslie Stechshulte, Capital	1991-94	68	86
Corina Riismandel, Notre Dame (Md.)	1992-95	67	85
Sandi Poniatowski, Kalamazoo	1996-99	78	84
Megan Faurot, Kalamazoo	1996-99	78	83
Erin Killian, Kalamazoo	1995-98	78	83
*Meghan Wudtke, Lakeland	2000-02	57	81
Rachel Sweeney, Washington (Mo.)	1996-99	77	80
Cherie Peterson, Augustana (Ill.)	1998-00	56	79
Karen O'Conner, Lynchburg	1996-99	91	79

*Active.

ASSISTS PER GAME (Min. 25 Assists)

Player, Team	Years	Games	Assists	Avg.
Becky Craig, Gordon	1992-94	46	61	1.33
Jenny Koth, Heidelberg	1990-93	34	44	1.29
Jacquie Neuhaus, Neb. Wesleyan	1995-98	85	94	1.11
Amy Bornfleth, Maryville (Mo.)	1996-99	74	70	0.95
Leslie Stechshulte, Capital	1991-94	68	63	0.93
Sandy Shaneyfelt, Neb. Wesleyan	1993-96	77	62	0.81
Lotta Nilsson, Neb. Wesleyan	1993-96	67	53	0.79
Cheri Isler, Capital	1993-96	69	54	0.78
Holly Buntin, Heidelberg	1990-93	69	49	0.71
Lisa Romoser, Carthage	1995-98	81	57	0.70
Stefany Nutter, Lakeland	1999-02	81	57	0.70
Karen Carney, Kalamazoo	1989-92	73	51	0.70
Kate Brunelle, Western New Eng.	1995-98	79	55	0.70
Sarah Williams, Heidelberg	1994-97	80	55	0.69
Jennifer Russell, Kalamazoo	1990-93	75	51	0.68
Trista Von Guilder, Heidelberg	1990-93	71	48	0.68
Nicole Turandy, Lake Forest	1987-90	56	37	0.66
Jen Johnson, Shenandoah	1991-92, 94	41	27	0.66
Sandi Poniatowski, Kalamazoo	1996-99	78	50	0.64
Katie Knudsen, Wellesley	1994-97	66	42	0.64
Vivian Vieira, Roger Williams	1993-95	57	36	0.63
Anna Loring, Wheaton (Ill.)	1994-97	80	50	0.63
Julia Balta, Ohio Wesleyan	1993-95	53	33	0.62
Emilie Replogle, Delaware Valley	1995-98	68	42	0.62
Kristin Welk, Ohio Northern	1997-00	78	48	0.62

ASSISTS

Player, Team	Years	Games	Assists
Jacquie Neuhaus, Neb. Wesleyan	1995-98	85	94
Amy Bornfleth, Maryville (Mo.)	1996-99	74	70
Leslie Stechshulte, Capital	1991-94	68	63
Sandy Shaneyfelt, Neb. Wesleyan	1993-96	77	62
Becky Craig, Gordon	1992-94	46	61
Lisa Romoser, Carthage	1995-98	81	57
Stefany Nutter, Lakeland	1999-02	81	57
Kate Brunelle, Western New Eng.	1995-98	79	55
Sarah Williams, Heidelberg	1994-97	80	55
Cheri Isler, Capital	1993-96	69	54
Lotta Nilsson, Neb. Wesleyan	1993-96	67	53
Kristen Ogulewicz, Western New Eng.	1997-99	65	52
Jennifer Russell, Kalamazoo	1990-93	75	51
Karen Carney, Kalamazoo	1989-92	73	51
Sandi Poniatowski, Kalamazoo	1996-99	78	50

DIVISION III WOMEN'S RECORDS

Player, Team	Years	Games	Assists
Anna Loring, Wheaton (Ill.)	1994-97	80	50
Holly Buntin, Heidelberg	1990-93	69	49
Heidi Campbell, St. Mary's (Minn.)	1985-88	82	49
Kristin Welk, Ohio Northern	1997-00	78	48
Trista Von Guilder, Heidelberg	1990-93	71	48
Leslie Starbuck, Capital	1997-00	78	47
Alina Sabatke, Luther	1993-96	81	47
Rachel Sweeney, Washington (Mo.)	1996-99	77	46
Jennifer Davis, Wis.-Stevens Point	1996-99	87	46
Erin Killian, Kalamazoo	1995-98	78	46
Sarah Williams, Heidelberg	1995-97	60	46

SAVES PER GAME
(Min. 300 saves)

Player, Team	Years	Games	Saves	Avg.
Michelle Foiles, Illinois Col.	1993-94	15	371	24.73
Gina Zeno, Worcester St.	1991-92	20	358	17.90
Amanda Cobb, New Jersey City	1997-00	66	1,114	16.88
Marybeth Tessier, Colby-Sawyer	1983-86	40	617	15.43
Carissa Sweigart, Daniel Webster	1997-98	25	354	14.16
Sara Jesuit, Marian (Wis.)	1999-02	72	973	13.51
Jen Samble, Muhlenberg	1991-93	48	625	13.02
Vinnita Macri, Hilbert	1999-02	58	745	12.84
Dawn Crownover, Wooster	1985-87	26	333	12.81
Pam Bayha, Drew	1989-91	39	499	12.79
Michelle Arnold, Clarkson	1992-95	56	713	12.73
Marcie Hahn, Wooster	1988-90	27	339	12.56
Emily Jacob, Daniel Webster	1999-02	27	357	12.48
Steph Becker, Otterbein	1994-96	50	616	12.32
Tracy Dolence, Lake Erie	1998-01	78	954	12.23
Jen Prudden, Colby-Sawyer	1997-99	40	473	11.83
Jen Poliquin, Southern Me.	1993-96	71	822	11.58
Elizabeth Bartley, Beloit	1990-92	50	578	11.56
Molly Hewes, Ohio Wesleyan	1986-89	63	723	11.48
Susan Palmer, Dickinson	1997-00	77	881	11.44
Susan Lally, Trinity (Conn.)	1992-95	56	633	11.30
Lauren Ferullo, Colby-Sawyer	1996-97	35	390	11.14
Sue Bator, Rensselaer	1991-94	54	598	11.07
Jill Ward, Baldwin-Wallace	1987-90	65	711	10.94
Julie Jordan, Nazareth	1987-89	35	381	10.89

SAVES

Player, Team	Years	Games	Saves
Amanda Cobb, New Jersey City	1997-00	66	1,114
Sara Jesuit, Marian (Wis.)	1999-02	72	973
Tracy Dolence, Lake Erie	1998-01	78	954

Player, Team	Years	Games	Saves
Susan Palmer, Dickinson	1997-00	77	881
Jen Poliquin, Southern Me.	1993-96	71	822
Vinnita Macri, Hilbert	1999-02	58	745
Molly Hewes, Ohio Wesleyan	1986-89	63	723
Michelle Arnold, Clarkson	1992-95	56	713
Jill Ward, Baldwin-Wallace	1987-90	65	711
Jennifer Weber, Roger Williams	1993-96	77	702
Stephanie Johnson, Wis.-Platteville	1995-98	77	685
Kristin McCauley, Concordia (Wis.)	1997-00	78	678
Jenny Akman, Guilford	1997-00	62	666
Kim Geiser, Lawrence	1996-99	62	649
Julie Backof, Western Md.	1994-97	63	637
Susan Lally, Trinity (Conn.)	1992-95	56	633
Jamie Baringer, Baldwin-Wallace	1994-97	69	630
Marybeth Markiewicz, Juniata	1997-00	58	627
Jen Samble, Muhlenberg	1991-93	48	625
Jennifer Campioli, Va. Wesleyan	1995-98	66	624
Marybeth Tessier, Colby-Sawyer	1983-86	40	617
Steph Becker, Otterbein	1994-96	50	616
Kristen Young, Bridgewater St.	1997-00	64	598
Sue Bator, Rensselaer	1991-94	54	598
Jen Bashant, Clarkson	1997-00	67	592

GOALS-AGAINST AVERAGE (Min. 2,500 minutes)

Player, Team	Years	GA	Min.	GA/A
Victoria Nusse, Col. of New Jersey	1998-01	8	6,304	0.11
Christy Little, Webster	1999-02	10	3,065	0.29
Danielle Mastro Simone, Col. of New Jersey	1992-95	23	6,094	0.34
Julie Friess, UC San Diego	1986-89	26	6,685	0.35
Kelly Pearson, UC San Diego	1992-93, 95-96	13	3,307	0.35
Hallie McNeil, Rhodes	1993-95	18	4,440	0.36
Beth Howland, Ithaca	1988-91	23	5,827	0.36
Jennifer Helland, UC San Diego	1996-99	21	5,260	0.36
Anna Bacho, Macalester	1996-99	28	6,572	0.38
Laura Brenneman, Williams	1996-98	13	3,030	0.39
Andrea Pawliczek, Emory	1998-01	28	5,802	0.43
Emily Johnson, Ithaca	1991-94	22	4,576	0.43
Vikki Hultquist, Col. of New Jersey	1990-92	25	4,818	0.47
Maggie Meagher, Ohio Wesleyan	1997-00	17	3,268	0.47
Eva Cahalan, Connecticut Col.	1987-90	30	5,275	0.51
Beth Greco, Ithaca	1988-91	21	3,655	0.52
Abby Rabinovitz, Wis.-Stevens Point	1997-00	31	5,346	0.52
Allecia Tull, Oneonta St.	1996-99	43	6,977	0.55
Shannon O'Malley, Johns Hopkins	1999-02	32	5,112	0.56
Daniela Kolarsick, Col. of New Jersey	1996-98	31	4,925	0.57
Jennifer Haddad, Washington (Mo.)	1990-92	25	3,812	0.59
Jen Foreman, N.C. Wesleyan	1996-99	49	7,435	0.59
Molly Hellerman, Wellesley	1995-98	36	5,414	0.60
Karen Ecklebe, Puget Sound	1998-02	42	6,344	0.60
Deb Hutcheson, Trinity (Tex.)	1993-96	47	6,940	0.61

GOALKEEPER MINUTES PLAYED

Player, Team	Years	Min.
Stephanie Romanko, Montclair St.	1999-02	7,842:04
Meghan Quinlan, Scranton	1998-01	7,713:00
Jennifer Weber, Roger Williams	1993-96	7,450:00
Jen Foreman, N.C. Wesleyan	1996-99	7,435:00
Kaprece Smith, Lynchburg	1997-00	7,367:00
Sara Baker, Gordon	1997-00	7,383:00
Kate Donhauser, Rochester	1997-00	7,283:00
Alyson Parrish, Clark (Mass.)	1997-00	7,146:00
Jen Snyder, Capital	1996-99	7,125:00
Sara Wiecezorek, Loras	1998-01	7,026:00
Allecia Tull, Oneonta St.	1996-99	6,977:00
Susan Palmer, Dickinson	1997-00	6,970:00
Gina Fall, Ohio Northern	1992-95	6,960:00
Deb Hutcheson, Trinity (Tex.)	1993-96	6,940:00
Erin Jacobs, Nazareth	1994-97	6,935:00
Jen Kinsman, Nichols	1994-97	6,810:00
Amy Forbes, Salisbury	1997-00	6,746:00
Sarah Miller, Richard Stockton	1998-01	6,730:00
Tara Joosten, Gust. Adolphus	1994-97	6,696:00
Julie Friess, UC San Diego	1986-89	6,685:00
Cindy Perreault, Gordon	1993-96	6,665:00
Tommi Bolton, Neb. Wesleyan	1994-97	6,626:00
Anna Bacho, Macalester	1996-99	6,572:00
Sara Jesuit, Marian (Wis.)	1999-02	6,496:00
Devon Ditmars, Rockford	1999-02	6,450:00



Luther Sports Information

Katie Pettigrew, Luther, scored 7 goals in a game versus Clarke in 2002. Pettigrew also scored 13 points in another 2002 game.

PLAYERS WITH 40 GOALS AND 40 ASSISTS
(Chronological order)

Player, Team	Goals	Assists	Points	Years
Kelly Ambrose, St. Mary's (Minn.)	54	43	151	1985-88
Heidi Campbell, St. Mary's (Minn.)	62	49	173	1985-88
Susie Lindauer, Wis.-Stevens Point	55	45	155	1989-92
Holly Bunten, Heidelberg	64	49	177	1990-93
Jenny Koth, Heidelberg	53	44	150	1990-93
Trista Von Guilder, Heidelberg	76	48	200	1990-93
Jennifer Russell, Kalamazoo	118	51	287	1990-93
Jaime Schultz, Luther	56	44	156	1991-92, 94-95
Leslie Stechshulte, Capital	86	63	235	1991-94
Karen Carney, Kalamazoo	47	51	145	1991-94
Cheri Isler, Capital	69	54	192	1993-96
Lotta Nilsson, Neb. Wesleyan	75	53	203	1993-96
Sarah Williams, Heidelberg	64	55	183	1994-97
Katie Knudsen, Wellesley	44	42	130	1994-97
Anna Loring, Wheaton (Ill.)	43	50	136	1994-97
Emilie Replogle, Delaware Valley	94	42	230	1995-98
Erin Killian, Kalamazoo	83	46	212	1995-98
Jacquie Neuhaus, Neb. Wesleyan	45	94	164	1995-98
Kate Brunelle, Western New Eng.	93	55	241	1995-98
Lisa Romoser, Carthage	46	57	149	1995-98
Sandi Poniatowski, Kalamazoo	84	50	218	1996-99
Rachel Sweeney, Washington (Mo.)	80	46	206	1996-99
Kristin Welk, Ohio Northern	48	48	144	1997-00
Tammy Venema, Wilmington (Ohio)	48	42	138	1997-00
Leslie Smith, Dallas	64	41	169	1998-01
Molly Burke, Western New Eng.	100	42	242	1998, 2000-02
Molly Cady, Wis.-Stevens Point	43	43	129	1999-02
Stefany Nutter, Lakeland	63	57	183	1999-02

Miscellaneous

FASTEST GOAL, START OF GAME

Time	Player, Team	Opponent	Date
:10	Brooke Davis, Oneonta St.	Scranton	Oct. 10, 2001
:10	Laine Montgomery, Goucher	Gallaudet	Oct. 18, 2000
:13	Buffi Long, Ithaca	Cortland St.	Oct. 8, 1996
:13	Noell Berghuis, Calvin	Adrian	Sept. 21, 2002
:14	Meghan Wudtke, Lakeland	Wis.-Platteville	Sept. 23, 2001
:14	Laura Smolinski, Ohio Northern	Bluffton	Sept. 5, 2001
:16	Keri-Ann Murphy, Brockport	Hamilton	Oct. 10, 2000
:16	Chelsea Kampas, Fredonia St.	Rochester Inst.	Sept. 6, 1998
:17	Aimee Canale, Geneseo St.	St. John Fisher	Oct. 25, 1997
:17	Jill Monico, Geneseo St.	Buffalo St.	Sept. 19, 1997
:19	Kerry Nistler, Concordia-M'head	North Dakota St.	Oct. 10, 1995
:20	Sara Strzepak, Messiah	Juniana	Oct. 17, 2001
:20	Erin Croasman, Ohio Wesleyan	Augustana (Ill.)	Sept. 10, 2000
:20	Shellee Lamie, Ohio Wesleyan	Denison	Oct. 18, 1988
:21	Heather Barber, Colby-Sawyer	Curry	Sept. 26, 1998
:21	Sharon Malone, Wis.-LaCrosse	Viterbo	Oct. 3, 1995

FASTEST CONSECUTIVE GOALS, SAME TEAM

Time	Players, Team	Opponent	Date
:07	Erica Verderbev and Susan McCloy, Scranton	Delaware Valley	Oct. 4, 1994
:09	Lori Smith and Ellen Abramson, Trinity (Tex.)	Millsaps	Oct. 22, 2000
:09	Jodi Johnson (2), St. Scholastica	Mt. Senario	Sept. 4, 1999
:09	Athena Mulder and Jennifer Coulter, Southern Vt.	Bard	Oct. 3, 1998
:10	Rebecca Mouw (2), Wheaton (Ill.)	North Park	Oct. 10, 2001
:11	Erin O'Driscoll and Sarah Snyder, Wis-Oshkosh	St. Norbert	Sept. 17, 2000
:11	Emilie Replogle and Jessica Perry, Delaware Valley	Albright	Oct. 20, 1998
:11	Carey Kildow and Sarah Meedel, Neb. Wesleyan	Dana	Oct. 24, 1996
:14	Tracy Smith (2), Marietta	Baldwin-Wallace	Sept. 30, 2000
:15	Jackie Vanderstreet and Lindsay Gehrke, Muhlenberg	Western Md.	Oct. 31, 1998
:17	Megan Fautot and Sandi Poniatowski, Kalamazoo	Defiance	Oct. 20, 1999
:18	Ariella Kanshepolsky and Kim Kendall, Emory	Agnes Scott	Sept. 23, 1989
:18	Melissa Dickey and Jamie Bauer, Trinity (Tex.)	Oglethorpe	Oct. 20, 2000

Time	Players, Team	Opponent	Date
:19	Kristine Lamm and Holly Harris, Macalester	Wis.-River Falls	Sept. 1, 1999
:19	Valerie Lane and Christine Scarborough, Oglethorpe	Agnes Scott	Sept. 15, 1998
:19	Chris Camera (2), Geneseo St.	Fredonia St.	Oct. 14, 1989

FASTEST CONSECUTIVE GOALS, OPPOSING TEAMS

Time	First Goal	Second Goal	Date
:11	Liz Graf, Grinnell	Jenny Berthiaume, Lake Forest	Oct. 7, 2000
:12	Jessica Macri, Hilbert	Brandy Toner, Cazenovia	Oct. 13, 2001
:16	Suzanne Macak, Ripon	Nadia Musallam, St. Norbert	Oct. 3, 2001
:17	Ebony Carter, Columbia Col.	Keri Tedford, Wesleyan (Ga.)	Oct. 17, 2001
:17	Chandria Mitchell, Rutgers-Camden	Alisa Vander Pyl, Eastern	Sept. 22, 2001
:18	Kelly Boynton, Neb. Wesleyan	Kate Hubert, Bethel (Minn.)	Sept. 19, 1995
:19	Dawn Borcherding, Luther	Janice Frueh, Coe	Oct. 7, 1999
:22	Jennifer Volo, Framingham St.	Tracy Prihoda, Wheaton (Mass.)	Sept. 20, 2001
:22	Jenni Wilberding, Loras	Emma-Klara Porter, Wis.-Stevens Point	Nov. 16, 2002
:23	Stephanie Allocco, Rowan	Kelly Farrell, Widener	Sept. 19, 1998
:25	Sara Rushing, Sewanee	Leigh Fister, Webster	Sept. 3, 2000
:26	Lara Applegate, New York U.	Emily Purswell, Brandeis	Sept. 23, 2000
:28	Sarah Williams, Heidelberg	Jen Millard, Baldwin-Wallace	Oct. 29, 1997
:28	Megan Hayes, Loras	Briana Elfstrom, Luther	Oct. 14, 1997
:29	Amy Montalbano, Dickinson	Heather Rice, Franklin & Marshall	Oct. 3, 2001

CONSECUTIVE GAMES WITH AT LEAST ONE GOAL

No.	Player, Team	From	To
27	Katy Sturtz, Ohio Wesleyan	Oct. 10, 1998	Oct. 27, 1999
23	Alicia Vegas, Simpson	Sept. 17, 1998	Sept. 22, 1999
14	Brooke Anderson, Rockford	Sept. 8, 2002	Oct. 24, 2002
13	Tracy Prihoda, Wheaton (Mass.)	Sept. 18, 2001	Oct. 20, 2001
13	Beck King, Trinity (Tex.)	Sept. 15, 2000	Oct. 25, 2000
13	Rebecca Mouw, Wheaton (Ill.)	Sept. 4, 2000	Oct. 14, 2000
12	Lori Thomas, Washington (Mo.)	Sept. 9, 1998	Oct. 21, 1998
12	Valerie Barnhart, Stevens Tech	Aug. 31, 2001	Oct. 13, 2001
10	Beth Blasi, Western Md.	Sept. 12, 1999	Oct. 20, 1999
10	Erin Hipp, Ohio Northern	Sept. 6, 1997	Sept. 29, 1997
10	Jodi Klauminzer, Baldwin-Wallace	Sept. 1, 1996	Oct. 1, 1996
10	Chris Webb, N.C. Wesleyan	Sept. 19, 1993	Oct. 24, 1993
10	Tracy Prihoda, Wheaton (Mass.)	Oct. 2, 2002	Nov. 2, 2002
9	Meghan Wudtke, Lakeland	Sept. 20, 2002	Oct. 19, 2002
9	Leigh Fister, Webster	Sept. 10, 2000	Oct. 14, 2000
9	Larissa Fricsons, Wooster	Sept. 6, 1992	Oct. 3, 1992
9	Rachel Sweeney, Washington (Mo.)	Sept. 9, 1998	Oct. 10, 1998

CONSECUTIVE SHUTOUT MINUTES

No.	Player, Team	From	To
1,568:21	Victoria Nusse, Col. of New Jersey	Nov. 19, 2000	Nov. 11, 2001
1,215:00	Maggie Futato, Messiah	Sept. 25, 2002	Nov. 16, 2002
1,405:17	Victoria Nusse, Col. of New Jersey	Sept. 27, 2000	Nov. 19, 2000
1,140:00	Molly Helleman, Wellesley	Sept. 14, 1998	Oct. 17, 1998
1,010:00	Erica Henrich, DePauw	Sept. 4, 1999	Oct. 23, 1999
968:00	Allecia Tull, Oneonta St.	Oct. 2, 1999	Nov. 6, 1999
951:00	Tara Joosten, Gust. Adolphus	Sept. 2, 1995	Oct. 6, 1995
945:00	Abby Rabinovitz, Wis.-Stevens Pt.	Oct. 5, 1997	Nov. 5, 1997
930:00	Amy Burgardt, Kalamazoo	Oct. 4, 1997	Nov. 2, 1997
928:40	Maggie Meagher, Ohio Wesleyan	Sept. 1, 1999	Oct. 6, 1999
903:00	Erin Hodges, Oneonta St.	Sept. 8, 2001	Oct. 6, 2001
897:00	Cara Coleman, DePauw	Sept. 6, 1992	Oct. 7, 1992
891:00	Becky Pelsch, Rowan	Sept. 8, 1999	Oct. 4, 1999
887:04	Lindsay Bergevin, Neb. Wesleyan	Oct. 25, 1998	Sept. 14, 1999
873:00	Amy Binkley, Heidelberg	1992	1992

Annual Champions

POINTS PER GAME

Season	Player, Team	Cl.	G	GO	A	P	Avg.
1998	Katy Sturtz, Ohio Wesleyan	Fr.	22	43	9	95	4.32
1999	Stefanie Wieland, Gwynedd-Mercy	Fr.	15	19	21	59	3.93

DIVISION III WOMEN'S RECORDS

Season	Player, Team	Cl.	G	GO	A	P	Avg.
2000	Katie Pope, Benedictine (Ill.)	Sr.	18	32	18	82	4.56
2001	Tracy Prihoda, Wheaton (Mass.)	So.	21	38	11	87	4.14
2002	Lindsey Benson, Gordon	Jr.	20	40	13	93	4.65

GOALS PER GAME

Season	Player, Team	Cl.	G	GO	Avg.
1998	Katy Sturtz, Ohio Wesleyan	Fr.	22	43	1.95
1999	Cherie Peterson, Augustana (Ill.)	Jr.	20	34	1.70
2000	Jolanda Aalbers, Wis.-Oshkosh	Fr.	15	30	2.00
2001	Tracy Prihoda, Wheaton (Mass.)	So.	21	38	1.81
2002	Lindsey Benson, Gordon	Jr.	20	40	2.00

ASSISTS PER GAME

Season	Player, Team	Cl.	G	A	Avg.
1998	Kristen Ogulewicz, Western New Eng.	Jr.	21	30	1.43
1999	Stefanie Wieland, Gwynedd-Mercy	Fr.	15	21	1.40
2000	Sabrina Foley, Benedictine (Ill.)	Sr.	18	20	1.11

Season	Player, Team	Cl.	G	A	Avg.
2001	Elena Ziarnik, Stevens Tech	Sr.	18	21	1.17
2002	Bess Watson, Gordon	Sr.	20	21	1.05

GOALS-AGAINST AVERAGE

Season	Player, Team	Cl.	G	Min.	GA	GAA
1998	Molly Helleman, Wellesley	Sr.	20	1,674	5	0.27
1999	Victoria Nusse, Col. of New Jersey	So.	24	1,928	4	0.19
2000	Victoria Nusse, Col. of New Jersey	Jr.	24	1,959	2	0.09
2001	Victoria Nusse, Col. of New Jersey	Sr.	20	1,622	1	0.06
2002	Mindy Hammond, Ohio Wesleyan	Sr.	23	1,691	3	0.16

SAVES PER GAME

Season	Player, Team	Cl.	G	SV	Avg.
1998	Amanda Cobb, New Jersey City	So.	11	237	21.55
1999	Becky Burnos, Alvernia	Fr.	15	302	20.13
2000	Amanda Cobb, New Jersey City	Sr.	18	371	20.61
2001	Lauren Bentrup, Monmouth (Ill.)	Jr.	14	246	17.57
2002	Sara Jesuit, Marian (Wis.)	Sr.	18	365	20.28

Team Records

Official NCAA Division III women's soccer records began with the 1982 season and are based on information submitted to the NCAA statistics service by institutions participating in the statistics rankings. Annual champions started in the 1998 season, which was the first year the NCAA compiled weekly leaders. In statistical rankings, the rounding of percentages and/or averages may indicate ties where none exist. In these cases, the numerical order of the rankings is accurate.

Scoring

POINTS

Game
114—Neb. Wesleyan vs. Dana, Nov. 1, 1996

GOALS

Game
33—Neb. Wesleyan vs. Dana, Nov. 1, 1996

Season
173—Neb. Wesleyan, 1996 (23 games)

SCORING AVERAGE

Season
7.52—Neb. Wesleyan, 1996 (173 goals in 23 games)

ASSISTS

Game
48—Neb. Wesleyan vs. Dana, Nov. 1, 1996

Defense

SAVES

Game
55—Alvernia vs. Wesley, Sept. 25, 1999
Season
398—Lake Erie, 2000 (20 games)

SAVES PER GAME

Season
24.17—Juniata (290 in 12 games)

GOALS AGAINST AVERAGE

Season (Min. 1,200 minutes)
0.05—Col. of New Jersey, 2001 (1 GA in 1,800 min.)

SHUTOUTS

Season
21—Col. of New Jersey, 1993 (24 games) and 2000 (24 games)

SHUTOUT PERCENTAGE

Season
0.95—Col. of New Jersey, 2001 (19 in 20 games)

Miscellaneous

CONSECUTIVE WINS

45—Ohio Wesleyan, Sept. 5, 2001 to current

UNBEATEN STREAK

45—Ohio Wesleyan, Sept. 5, 2001 to current

CONSECUTIVE HOME WINS

31—Macalester, Sept. 1, 1999 to Oct. 26, 2001; Wheaton (Mass.), Oct. 7, 1999 to Oct. 28, 2001; and Trinity (Tex.), Sept. 29, 1999 to Aug. 30, 2002

CONSECUTIVE CONFERENCE WINS

(Includes conference tournaments)
66—Wis.-Stevens Point, Sept. 13, 1997-current

CONFERENCE GAMES UNBEATEN STREAK

(Includes conference tournaments)
66—Wis.-Stevens Point, Sept. 13, 1997-current

CONSECUTIVE SHUTOUTS

19—Col. of New Jersey, Sept. 1, 2001 to Nov. 4, 2001

WINS IN A SEASON

24—Ohio Wesleyan, 2002

CONSECUTIVE WINNING SEASONS

21—Cortland St., 1982 to current; Ithaca, 1982 to current; Rochester, 1982 to current

MOST IMPROVED WON-LOST-TIED RECORD

10.5—Olivet, 1997 (5-13-1) to 1998 (16-3-0); Rhodes, 1990 (0-14-1) to 1991 (10-3-1)

Game

POINTS

No.	Team vs. Opponent	Date
114	Neb. Wesleyan vs. Dana	Nov. 1, 1996
74	Neb. Wesleyan vs. McPherson	Oct. 7, 1994
68	Neb. Wesleyan vs. Midland Lutheran	Sept. 20, 1997
59	Simpson vs. Buena Vista	Oct. 10, 2001
58	Luther vs. William Penn	Nov. 6, 1996
56	Webster vs. Stephens	Sept. 6, 2001
53	Neb. Wesleyan vs. Midland Lutheran	Oct. 2, 1999
52	Benedictine (Ill.) vs. Mount Mary	Oct. 21, 2000
52	Ohio Northern vs. Defiance	Oct. 7, 1997
51	Hardin-Simmons vs. Concordia-Austin	Sept. 18, 2000
51	Luther vs. Upper Iowa	Nov. 2, 2002
50	Edgewood vs. Lakeland	Sept. 10, 1997
50	Kalamazoo vs. Adrian	Oct. 27, 1998
48	Kalamazoo vs. St. Mary's (Ind.)	Oct. 7, 2000
47	St. Catherine vs. Milwaukee Engr.	Sept. 10, 2000

GOALS

No.	Team vs. Opponent	Date
33	Neb. Wesleyan vs. Dana	Nov. 1, 1996
22	Neb. Wesleyan vs. McPherson	Oct. 7, 1994
21	Neb. Wesleyan vs. Midland Lutheran	Sept. 20, 1997
19	Webster vs. Stephens	Sept. 6, 2001
19	Luther vs. William Penn	Nov. 6, 1996

No.	Team vs. Opponent	Date
19	Simpson vs. Buena Vista	Oct. 10, 2001
18	Benedictine (Ill.) vs. Mount Mary	Oct. 21, 2000
18	Kalamazoo vs. Adrian	Oct. 27, 1998
18	Ohio Northern vs. Defiance	Oct. 7, 1997
18	Wheaton (Ill.) vs. Millikin	Sept. 2, 1996
18	Luther vs. Upper Iowa	Nov. 2, 2002
17	Cornell Col. vs. Buena Vista	Sept. 22, 2001
17	Hardin-Simmons vs. Concordia-Austin	Sept. 18, 2000
17	Wis.-La Crosse vs. Wis.-Superior	Oct. 23, 1999
17	Wis.-Eau Claire vs. Wis.-Superior	Oct. 16, 1999
17	Waynesburg vs. Trinity (D.C.)	Oct. 9, 1999
17	Neb. Wesleyan vs. Midland Lutheran	Oct. 2, 1999

ASSISTS

No.	Team vs. Opponent	Date
48	Neb. Wesleyan vs. Dana	Nov. 1, 1996
30	Neb. Wesleyan vs. McPherson	Oct. 7, 1994
27	Neb. Wesleyan vs. Northwestern (Iowa)	Sept. 4, 1996
26	Neb. Wesleyan vs. Midland Lutheran	Sept. 20, 1997
21	Simpson vs. Buena Vista	Oct. 10, 2001
20	Luther vs. William Penn	Nov. 6, 1996
19	Neb. Wesleyan vs. Midland Lutheran	Oct. 2, 1999
18	Webster vs. Stephens	Sept. 6, 2001
18	Edgewood vs. Lakeland	Sept. 10, 1997
17	Kalamazoo vs. Alma	Sept. 30, 2000
17	Hardin-Simmons vs. Concordia-Austin	Sept. 18, 2000
16	Benedictine (Ill.) vs. Mount Mary	Oct. 21, 2000
16	Kalamazoo vs. St. Mary's (Ind.)	Oct. 7, 2000
16	Neb. Wesleyan vs. Midland Lutheran	Oct. 3, 2000
16	Ohio Northern vs. Defiance	Oct. 7, 1997

No.	Team vs. Opponent	Date
16	Cortland St. vs. Mt. St. Vincent	1992
16	St. Mary's (Minn.) vs. Augsburg	1986

SAVES

No.	Team vs. Opponent	Date
55	Alvernia vs. Wesley	Sept. 25, 1999
51	Juniata vs. Messiah	Sept. 5, 1995
44	Lake Erie vs. Penn. St.-Behrend	Oct. 17, 2000
44	Wis.-Superior vs. Northwestern (Minn.)	Sept. 11, 1999
43	Daniel Webster vs. Emerson	Oct. 21, 1998
43	Wooster vs. Denison	Oct. 1, 1985
42	MacMurray vs. Principia	Oct. 9, 1999
42	Buffalo St. vs. Niagara	1992
41	Guilford vs. Western Caro.	Oct. 3, 1999
41	Colby-Sawyer vs. Plymouth St.	Oct. 22, 1998
41	Lake Erie vs. Wilmington (Ohio)	Oct. 2, 1995
41	Colby Sawyer vs. Bates	Oct. 17, 1985
40	Agnes Scott vs. Meredith	Oct. 23, 1998
40	Goucher vs. St. Mary's (Minn.)	1991
39	Hiram vs. Allegheny	Oct. 19, 1999

Season

SCORING AVERAGE

Team	Year	Games	No.	Avg.
Neb. Wesleyan	1996	23	173	7.52
Kalamazoo	1998	21	135	6.43
Dallas	2002	18	96	5.33
Heidelberg	1990	17	89	5.24
Olivet	1998	19	99	5.21
Neb. Wesleyan	1997	20	103	5.15
Heidelberg	1991	17	87	5.12
Luther	2001	21	107	5.10
La Roche	2000	20	101	5.05
Principia	2000	20	101	5.05
Webster	2000	21	106	5.05
Principia	2001	19	95	5.00
Kalamazoo	1993	19	95	5.00
Hardin-Simmons	2002	18	90	5.00
Lakeland	2002	20	100	5.00
Bay Path	2002	23	114	4.96
Edgewood	1998	22	109	4.95
Luther	2002	19	93	4.89
Webster	2001	20	97	4.85
Western New Eng.	1998	22	109	4.95

GOALS

Team	Year	Games	Goals
Neb. Wesleyan	1996	23	173
Kalamazoo	1998	21	135
St. Mary's (Minn.)	1986	24	116
Bay Path	2002	23	114
Wis.-Stevens Point	2000	27	111
Edgewood	1998	22	109
Western New Eng.	1998	22	109
Luther	2001	21	107
Webster	2000	21	106
Lynchburg	1999	24	104
Ohio Northern	1997	22	104
Neb. Wesleyan	1997	20	103
Trinity (Tex.)	2000	22	102
Loras	2002	23	102
Wheaton (Mass.)	2001	21	101
La Roche	2000	20	101
Principia	2000	20	101
Kalamazoo	1997	21	101
Lakeland	2002	20	100
Lynchburg	2000	25	99
Olivet	1998	19	99

GOALS-AGAINST AVERAGE

(Min. 1,200 minutes)

Team	Year	GA	Min.	GAA
Col. of New Jersey	2001	1	1,800	0.055
Col. of New Jersey	2000	3	2,243	0.120
Col. of New Jersey	1999	4	2,248	0.160
Ohio Wesleyan	2002	4	2,183	0.165
UC San Diego	1989	4	2,045	0.176
William Smith	1988	4	1,926	0.187
Col. of New Jersey	1993	5	2,247	0.200

Team	Year	GA	Min.	GAA
Plymouth St.	1988	4	1,800	0.200
Plymouth St.	1994	4	1,710	0.210
Wellesley	1999	5	1,890	0.238
Messiah	2002	6	2,235	0.242
Rhodes	1994	5	1,830	0.246
UC San Diego	1999	6	2,079	0.260
Wellesley	1998	6	2,035	0.265
DePauw	1999	6	1,950	0.277
UC San Diego	1995	6	1,920	0.281
Macalester	1998	7	2,206	0.286
Messiah	2000	6	1,872	0.288
Connecticut Col.	1988	5	1,500	0.300
Messiah	2001	6	1,784	0.303

SAVES PER GAME

Team	Year	Games	No.	Avg.
Juniata	1995	12	290	24.17
Colby-Sawyer	1985	16	360	22.50
Albright	2000	17	379	22.29
New Jersey City	1998	11	237	21.55
Agnes Scott	1992	15	313	20.87
Colby-Sawyer	1982	13	271	20.85
Daniel Webster	1996	14	291	20.79
New Jersey City	2000	18	371	20.61
Marian (Wis.)	2002	18	365	20.28
Lake Erie	2000	20	398	19.90
Alvernia	1999	16	317	19.81
Millsaps	1998	18	356	19.78
Wis.-Superior	2000	15	296	19.73
Sweet Briar	1998	16	314	19.63
Notre Dame (Md.)	1989	11	214	19.45
Earlham	1990	16	311	19.44
Western Md.	1993	15	289	19.27
Utica/Rome	1998	18	345	19.17
Wooster	1985	14	267	19.07
Goucher	1991	14	265	18.93

SAVES

Team	Year	Games	No.
Lake Erie	2000	20	398
Albright	2000	17	379
New Jersey City	2000	18	371
Marian (Wis.)	2002	18	365
Colby-Sawyer	1985	16	360
Millsaps	1998	18	356
Utica/Rome	1998	18	345
King's (Pa.)	1998	18	330
Bryn Mawr	1998	19	326
Southern Me.	1994	18	322
Guilford	1999	19	319
La Roche	2000	20	317
Alvernia	1999	16	317
Colby-Sawyer	1998	20	316
Sweet Briar	1998	16	314
Agnes Scott	1992	15	313
Earlham	1990	16	311
Clarkson	1995	17	307
Wheaton (Mass.)	1993	19	307
Pine Manor	2000	18	306

SHUTOUT PERCENTAGE

Team	Year	Games	No.	Pct.
Col. of New Jersey	2001	20	19	0.950
Col. of New Jersey	2000	24	21	0.875
Col. of New Jersey	1993	24	21	0.875
UC San Diego	1989	21	18	0.857
Col. of New Jersey	1999	24	20	0.833
Plymouth St.	1994	18	15	0.833
Ohio Wesleyan	2002	24	20	0.833
DePauw	1999	21	17	0.809
William Smith	1988	20	16	0.800
Messiah	2001	19	15	0.789
Kalamazoo	1990	19	15	0.789
Plymouth St.	1988	19	15	0.789
Oneonta St.	1999	23	18	0.783
Macalester	1998	23	18	0.783
UC San Diego	1988	23	18	0.783
Wellesley	1998	21	16	0.762
Wis.-Stevens Point	1992	21	16	0.762
Ithaca	1989	25	19	0.760
Ithaca	1991	24	18	0.750
Denison	1998	20	15	0.750

Team	Year	Games	No.	Pct.
Wis.-Stevens Point	1995	20	15	0.750
Ohio Northern	1991	16	12	0.750
Rhodes	1994	20	15	0.750
Col. of New Jersey	2002	20	15	0.750
Messiah	2002	24	18	0.750

SHUTOUTS

Team	Year	Games	Shutouts
Col. of New Jersey	2000	24	21
Col. of New Jersey	1993	24	21
Col. of New Jersey	1999	24	20
Ohio Wesleyan	2002	24	20
Col. of New Jersey	2001	20	19
Ithaca	1989	25	19
Hardin-Simmons	2001	25	18
Oneonta St.	1999	23	18
Macalester	1998	23	18
Ithaca	1991	24	18
Cortland St.	1990	25	18
UC San Diego	1989	21	18
UC San Diego	1988	23	18
Messiah	2002	24	18
DePauw	1999	21	17
Macalester	1999	23	17
Wheaton (Mass.)	1999	25	17
Col. of New Jersey	1994	23	17
Scranton	2001	22	16
Willamette	2000	23	16
UC San Diego	1999	22	16
N.C. Wesleyan	1999	23	16
Lynchburg	1998	24	16
Macalester	1998	23	16
Neb. Wesleyan	1998	23	16
Wellesley	1998	21	16
UC San Diego	1997	22	16
UC San Diego	1996	22	16
Neb. Wesleyan	1996	23	16
Wis.-Stevens Point	1992	21	16
William Smith	1988	20	16
UC San Diego	1986	24	16
Trinity (Tex.)	2002	23	16

Miscellaneous

CONSECUTIVE WINS

No.	Team	From	To
45	Ohio Wesleyan	Sept. 5, 2001	current
34	Col. of New Jersey	Sept. 29, 2000	Nov. 4, 2001
26	Heidelberg	1990	1991
23	Edgewood	Sept. 6, 1996	Sept. 4, 1997
23	Messiah	Aug. 30, 2002	Nov. 30, 2002
22	UC San Diego	Sept. 30, 1996	Sept. 16, 1997
20	Wheaton (Mass.)	Aug. 31, 2001	Oct. 28, 2001
20	Plattsburgh St.	Sept. 3, 1998	Sept. 2, 1999
20	Cortland St.	1990	1990
19	Ohio Wesleyan	Sept. 1, 1999	Nov. 5, 1999
19	Gordon	Sept. 15, 1993	Sept. 24, 1994
19	Wheaton (Mass.)	Sept. 15, 2002	Nov. 17, 2002
18	Oneonta St.	Sept. 10, 2000	Nov. 5, 2000
18	Col. of New Jersey	Sept. 1, 1999	Oct. 21, 1999
18	Col. of New Jersey	Sept. 3, 1997	Oct. 31, 1997
18	Wooster	Sept. 4, 1996	Oct. 26, 1996
18	Col. of New Jersey	1993	Oct. 20, 1994

CONSECUTIVE GAMES UNBEATEN

No.	Team	From	To
45	Ohio Wesleyan	Sept. 5, 2001	current
34	Col. of New Jersey	Sept. 29, 2000	Nov. 4, 2001
32	Col. of New Jersey	Sept. 26, 1993	Oct. 20, 1994
29	Emory	Sept. 18, 1998	Oct. 16, 1999
29	Messiah	Oct. 17, 2001	Nov. 30, 2002
27	UC San Diego	Oct. 12, 1992	Nov. 7, 1993
27	Heidelberg	1990	1991
25	Cortland St.	1990	1991
24	Ithaca	Sept. 2, 1989	Nov. 11, 1989
23	Col. of New Jersey	Sept. 1, 1999	Nov. 13, 1999
23	Willamette	Sept. 7, 1998	Nov. 15, 1998
23	Edgewood	Sept. 6, 1996	Sept. 4, 1997
22	Salisbury	Aug. 30, 2000	Nov. 5, 2000
22	UC San Diego	Sept. 30, 1996	Sept. 16, 1997
22	UC San Diego	Sept. 5, 1988	Nov. 12, 1988

CONSECUTIVE HOME WINS

(Includes conference and NCAA tournaments)

No.	Team	From	To
31	Macalester	Sept. 1, 1999	Oct. 26, 2001
31	Wheaton (Mass.)	Oct. 7, 1999	Oct. 28, 2001
31	Trinity (Tex.)	Sept. 29, 1999	Aug. 30, 2002
30	Willamette	Sept. 14, 2000	current
26	Puget Sound	Oct. 23, 1999	current
26	Ohio Wesleyan	Sept. 15, 2001	current
23	Ohio Northern	Nov. 3, 1996	Oct. 28, 1998
23	Oneonta St.	Oct. 16, 1996	Oct. 6, 1999
22	Col. of New Jersey	Oct. 29, 1999	Sept. 21, 2002
22	UC San Diego	Sept. 30, 1996	Sept. 12, 1998
20	Anna Maria	Oct. 9, 1996	Oct. 17, 1998
20	Oneonta St.	Oct. 16, 1999	Oct. 31, 2001
19	Western Conn. St.	Sept. 8, 2001	Nov. 2002
19	Salisbury	Oct. 7, 1995	Sept. 27, 1997
18	Wis.-Stevens Point	Sept. 28, 2000	Oct. 27, 2001
18	Wis.-Stevens Point	Oct. 8, 1998	Sept. 19, 2000

CONSECUTIVE CONFERENCE WINS

(Includes conference tournaments)

No.	Team	From	To
66	Wis.-Stevens Point	Sept. 13, 1997	current
45	Oneonta St.	Oct. 2, 1998	current
43	Wheaton (Ill.)	Sept. 6, 1995	Oct. 2, 2001
38	Macalester	Oct. 30, 1996	Oct. 11, 2000
37	Kalamazoo	Sept. 20, 1989	Sept. 17, 1993
35	Trinity (Tex.)	Sept. 26, 1999	current
32	Penn St.-Behrend	Oct. 27, 1997	Oct. 28, 2001
31	Lynchburg	Oct. 21, 1998	Oct. 20, 2001
31	Scranton	Sept. 18, 1999	Oct. 5, 2002
29	Ohio Wesleyan	Sept. 26, 2000	current
29	Heidelberg	1992	1994
28	Wheaton (Mass.)	Oct. 21, 2000	current
27	Col. of New Jersey	Oct. 1, 2000	Oct. 26, 2002
27	Mary Washington	Sept. 15, 1995	Oct. 12, 2000
26	Principia	1993	1996
26	Gust. Adolphus	Oct. 31, 1992	Sept. 30, 1995



Gordon Sports Information

Gordon's Lindsey Benson claimed the 2002 Points Per Game and Goals Per Game annual champions titles. Benson accumulated 20 goals and 13 assists as a junior.

CONSECUTIVE CONFERENCE GAMES UNBEATEN
(Includes conference tournaments)

No.	Team	From	To
66	Wis.-Stevens Point	Sept. 13, 1997	current
47	Mary Washington	Sept. 15, 1995	Oct. 12, 2000
45	Wis.-Stevens Point	Sept. 23, 1992	Oct. 27, 1996
45	Oneonta St.	Oct. 2, 1998	current
43	Macalester	Oct. 30, 1996	Sept. 19, 2001
43	Wheaton (Ill.)	Sept. 6, 1995	Oct. 2, 2001
37	Kalamazoo	Sept. 20, 1989	Sept. 17, 1993
36	Lynchburg	Oct. 21, 1998	Sept. 25, 2002
35	Trinity (Tex.)	Sept. 26, 1999	current
35	Allegheny	1985	1989
34	Elizabethtown	Oct. 14, 1995	Oct. 14, 2000
34	Scranton	Sept. 18, 1999	current
32	Penn St.-Behrend	Sept. 27, 1997	Oct. 28, 2001
31	Edgewood	Sept. 28, 1994	Oct. 13, 1997
30	Willamette	Sept. 7, 1998	Oct. 30, 1999
30	Ithaca	Sept. 29, 1990	Oct. 15, 1994
30	Col. of New Jersey	Sept. 21, 1994	Oct. 7, 1998
30	Col. of New Jersey	Oct. 1, 2000	current

CONSECUTIVE WINNING SEASONS

No.	Team	From	To
21	Cortland St.	1982	current
21	Rochester	1982	current
21	Ithaca	1982	current
19	William Smith	1984	current
18	St. Mary's (Minn.)	1982	1999
18	Plymouth St.	1982	2000
17	Kalamazoo	1985	2001
17	Mary Washington	1986	current
15	Emory	1988	current
15	Wheaton (Ill.)	1988	current
15	Wis.-Stevens Point	1988	current
14	Macalester	1989	current
13	Connecticut Col.	1986	1998
13	Col. of New Jersey	1990	current
13	Richard Stockton	1990	current
13	Gust. Adolphus	1990	current

SEASON WINS

No.	Team	Year
24	Ohio Wesleyan	2002
23	Col. of New Jersey	2000
23	Wheaton (Mass.)	1999
23	Messiah	2002
22	Ohio Wesleyan	2001
22	Wis.-Stevens Point	2000
22	Macalester	1998
22	Sonoma St.	1998
22	Edgewood	1996
22	Col. of New Jersey	1994
22	Wheaton (Mass.)	2002
21	Col. of New Jersey	1999
21	Franklin Pierce	1998
21	Macalester	1998
21	UC San Diego	1996
21	Trinity (Tex.)	2002

CONSECUTIVE SHUTOUT GAMES

No.	Team	From	To
19	Col. of New Jersey	Sept. 1, 2001	Nov. 4, 2001
13	Messiah	Sept. 25, 2002	Nov. 16, 2002
12	William Smith	Sept. 18, 1988	Oct. 21, 1988
12	Col. of New Jersey	Oct. 7, 2000	Nov. 18, 2000
12	Wellesley	Sept. 14, 1998	Oct. 17, 1999
12	Kalamazoo	Sept. 12, 1990	Oct. 11, 1990
11	Col. of New Jersey	1993	Sept. 25, 1994
11	UC San Diego	Sept. 10, 1989	Oct. 13, 1989
11	Ohio Wesleyan	Sept. 17, 2002	Oct. 26, 2002
10	Col. of New Jersey	Sept. 28, 2002	Nov. 8, 2002
10	Oneonta St.	Sept. 15, 2001	Oct. 5, 2001
10	Salisbury	Sept. 29, 2001	Oct. 25, 2001
10	Kalamazoo	Oct. 4, 1997	Nov. 2, 1997
10	Col. of New Jersey	Sept. 24, 1997	Oct. 27, 1997
10	Macalester	Sept. 9, 1997	Oct. 10, 1997
10	Macalester	Sept. 15, 1996	Oct. 16, 1996
10	Gust. Adolphus	Sept. 2, 1995	Oct. 4, 1995

MOST IMPROVED

Team (Coach)	Year	W-L-T	Previous	Games Improved
Rhodes (Andy Marcinko)	1991	10-3-1	0-14-1	10.5
Olivet (Mark Fales)	1998	16-3-0	5-13-1	10.5
Benedictine (Ill.) (Brenton Joseph)	2000	13-5-0	4-15-0	9.5
Framingham St. (Sarah Behn)	1998	16-3-0	5-11-1	9.5
Centre (Gina Nicoletti)	1995	15-5-0	4-13-1	9.5
Marymount (Va.) (Bob Medon)	1988	14-2-1	5-12-0	9.5
Adrian (Rick Gutierrez)	2002	12-7-1	3-17-0	9.5
Simpson (Aziz Haffar)	1999	20-3-0	9-10-1	9
Ohio Wesleyan (Bob Barnes)	1998	19-3-0	8-10-1	9
Stevens Tech (Jeff Parker)	2001	16-2-1	7-10-1	8.5
Wartburg (Jim Conlon)	2001	13-5-1	4-13-1	8.5
N.C. Wesleyan (Rob Donnerwirth)	1996	15-3-2	6-11-0	8.5
Wilmington (Ohio) (Steve Spirk)	1993	17-3-0	7-10-0	8.5
Ohio Northern (Joe Campoli)	1990	13-2-0	4-10-1	8.5
Emory (Michael Sabatelle)	1989	15-3-2	5-10-2	8.5

Annual Champions

SCORING OFFENSE

Season	Team	G	GO	Avg.
1998	Kalamazoo	21	135	6.43
1999	Trinity (Tex.)	20	91	4.55
2000	La Roche	20	101	5.05
	Principia	20	101	5.05
2001	Luther	21	107	5.10
2002	Dallas	18	96	5.33

TEAM GOALS-AGAINST AVERAGE

Season	Player, Team	G	Min.	GA	GAA
1998	Wellesley	21	2,035	6	0.27
1999	Col. of New Jersey	24	2,248	4	0.16
2000	Col. of New Jersey	24	2,243	3	0.12
2001	Col. of New Jersey	20	1,800	1	0.05
2002	Ohio Wesleyan	24	2,183	4	0.16

SHUTOUT PERCENTAGE

Season	Team	G	SO	Pct.
1998	Wellesley	21	16	0.76
1999	Col. of New Jersey	24	20	0.83
2000	Col. of New Jersey	24	21	0.88
2001	Col. of New Jersey	20	19	0.95
2002	Ohio Wesleyan	24	20	0.83

WINNING PERCENTAGE

Season	Player, Team	W	L	T	Pct.
1998	Macalester	21	1	1	.935
1999	Ohio Wesleyan	19	1	0	.950
2000	Col. of New Jersey	23	1	0	.958
2001	Ohio Wesleyan	22	1	0	.957
2002	Ohio Wesleyan	24	0	0	1.000

MOST IMPROVED

Season	Team	W-L-T	Pvs.	Games Improved
1998	Olivet	16-3-0	5-13-1	10.5
1999	Simpson	20-3-0	9-10-1	9
2000	Benedictine (Ill.)	13-5-0	4-15-0	9.5
2001	Stevens Tech	16-2-1	7-10-1	8.5
	Wartburg	13-5-1	4-13-1	8.5
2002	Adrian	12-7-1	3-17-0	9.5

2002 Most Improved

School (Coach)	2001	2002	\$Games Improved
Adrian (Rick Gutierrez)	3-17-0	12-7-1	9.5
Chicago (Amy Reifert)	6-11-0	15-4-1	8.0
Occidental (Colm McFeely)	0-17-0	5-8-2	7.0
Aurora (Kanute Drugan)	12-8-2	19-3-0	6.0
Baldwin-Wallace (Kelly Gray)	2-13-3	9-8-3	6.0
Manchester (Scott Stan)	3-11-2	12-8-1	6.0
Sewanee (Margot Burns)	7-9-0	14-4-0	6.0
Wis.-River Falls (Jeff Hopkins)	6-10-1	13-5-2	6.0
Catholic (Scott Racek)	6-10-0	12-5-0	5.5

School (Coach)	2001	2002	Improved
Monmouth (Ill.) (Sarah Comeaux)	0-14-0	6-9-0	5.5
Cal St. Hayward (Amy Foreman)	4-12-1	10-8-2	5.0
Carroll (Wis.) (Jason Bretzman)	9-6-0	16-3-0	5.0
Chris. Newport (Kwame Lloyd)	7-9-2	12-4-1	5.0
Curry (Danielle Ferrara)	3-15-0	8-10-0	5.0
Dubuque (Jason Berna)	4-12-1	10-8-1	5.0
Rockford (Lee Carley)	5-11-1	11-7-0	5.0
St. Norbert (Chad Johnson)	9-7-1	15-3-0	5.0

School (Coach)	2001	2002	Improved
Utica (Azure Davey)	3-12-0	8-7-0	5.0
Hope (Leigh Sears)	7-11-1	12-7-1	4.5
Mt. St. Mary (N.Y.) (Kelly Yough)	4-15-0	8-10-2	4.5
Rose-Hulman (Brad Hauter)	8-10-0	13-6-0	4.5
Widener (Jack Shafer)	8-8-1	14-5-1	4.5

\$To determine games improved, add the difference in victories between the two seasons to the difference in losses, then divide by two; ties not counted. Includes postseason.

Final Coaches' Polls

NOTE: Poll conducted by the Intercollegiate Soccer Coaches Association of America until 1995. The National Soccer Coaches Association of America assumed responsibility in 1996.

1992

- Col. of New Jersey
- Plymouth St.
- Cal Lutheran
- Ithaca
- N.C. Wesleyan
- Cortland St.
- Denison
- Macalester
- Kean
- Williams
- UC San Diego
- Ohio Wesleyan
- William Smith
- Mary Washington
- Rochester
- Bowdoin
- Trinity (Conn.)
- Geneseo St.
- Salem St.
- Washington (Mo.)

1994

- UC-San Diego
- Trenton St.
- Gettysburg
- Plymouth St.
- William Smith
- N.C. Wesleyan
- Ithaca
- Wilmington (Ohio)
- Wis.-Stevens Point
- Mary Washington
- Williams
- Cortland St.
- Gust. Adolphus
- Methodist
- Skidmore
- St. Mary's (Minn.)
- Geneseo St.
- Worcester St.
- Mass.-Dartmouth
- Randolph-Macon

1993

- William Smith
- Ithaca
- Trinity (Tex.)
- UC San Diego
- Williams
- Col. of New Jersey
- Geneseo St.
- Gettysburg
- Mass.-Dartmouth
- Methodist
- Gust. Adolphus
- Cortland St.
- Denison
- Plymouth St.
- Cal Lutheran
- Rochester
- N.C. Wesleyan
- Kalamazoo
- Wis.-Stevens Point
- Bowdoin

1995

- Col. of New Jersey
- William Smith
- Trinity (Tex.)
- Binghamton
- Richard Stockton
- UC San Diego
- Bowdoin
- Methodist
- Amherst
- Gust. Adolphus
- Heidelberg
- Wis.-Stevens Point
- Randolph-Macon
- Plattsburgh St.
- Williams
- Cal Lutheran
- Emory
- Macalester
- Rochester
- Washington (Mo.)

- Plymouth St.
- Mary Washington
- Brockport St.
- Wm. Paterson
- St. Mary's (Minn.)
- Wittenberg

1996

- UC San Diego
- Col. of New Jersey
- Amherst
- Chicago
- Trinity (Tex.)
- Macalester
- Ithaca
- Bates
- Binghamton
- Wilmington (Ohio)
- Randolph-Macon
- Williams
- Rochester
- Emory
- Richard Stockton
- Heidelberg
- Gust. Adolphus
- Kean
- Wooster
- Cal Lutheran
- Bowdoin
- Skidmore
- N.C. Wesleyan
- William Smith
- Washington (Mo.)

1997

- UC San Diego
- William Smith
- Washington (Mo.)
- Elizabethtown
- Mary Washington
- Macalester
- Amherst
- Middlebury
- Calvin
- Plymouth St.
- William Paterson
- Rochester
- St. Thomas (Minn.)
- Trinity (Tex.)
- Richard Stockton

- Gust. Adolphus
- Col. of New Jersey
- N.C. Wesleyan
- Nazareth
- Bowdoin
- Cal Lutheran
- Western Conn. St.
- Gettysburg
- St. Benedict
- Kalamazoo

1998

- Macalester
- Col. of New Jersey
- Willamette
- Ithaca
- Washington (Mo.)
- Mary Washington
- Tufts
- Connecticut Col.
- Emory
- Wellesley
- William Smith
- Williams
- Richard Stockton
- Chicago
- Ohio Wesleyan
- St. Benedict
- Trinity (Tex.)
- Amherst
- Rochester
- UC San Diego
- Wm. Paterson
- Clark (Mass.)
- Kalamazoo
- Wheaton (Ill.)
- Wis.-Stevens Point

1999

- UC San Diego
- Col. of New Jersey
- Macalester
- Williams
- Wheaton (Ill.)
- Nazareth
- Trinity (Tex.)
- DePauw
- Puget Sound
- N.C. Wesleyan
- Wellesley

- Willamette
- Ohio Wesleyan
- Chicago
- Oneonta St.
- William Smith
- Denison
- Lynchburg
- Wis.-Stevens Point
- Kalamazoo
- Elizabethtown
- Wheaton (Mass.)
- UC Santa Cruz
- Scranton
- Cal Lutheran

2000

- Col. of New Jersey
- Tufts
- Trinity (Tex.)
- Wis.-Stevens Point
- Ohio Wesleyan
- William Smith
- Willamette
- Salisbury
- Wheaton (Ill.)
- Emory
- Messiah
- Oneonta St.
- Chapman
- Wheaton (Mass.)
- Macalester
- DePauw
- Puget Sound
- Nazareth
- Western Conn. St.
- N.C. Wesleyan
- Wilmington (Ohio)
- Scranton
- Cal Lutheran
- Middlebury
- Denison

2001

- Ohio Wesleyan
- Amherst
- Willamette
- Wheaton (Ill.)
- Col. of New Jersey
- William Smith
- Lynchburg

- Scranton
- Wis.-Stevens Point
- Puget Sound
- Union (N.Y.)
- Western Conn. St.
- Messiah
- Redlands
- Trinity (Tex.)
- DePauw
- Hardin-Simmons
- Muhlenberg
- Emory
- Wheaton (Mass.)
- Albion
- St. Thomas (Minn.)
- Nazareth
- Williams
- Macalester

2002

- Ohio Wesleyan
- Messiah
- Trinity (Tex.)
- William Smith
- Wheaton (Ill.)
- Wheaton (Mass.)
- Puget Sound
- Col. of New Jersey
- Willamette
- St. Thomas (Minn.)
- DePauw
- Keene St.
- New York U.
- Chicago
- Wis.-Stevens Point
- Wash. & Lee
- Tufts
- Nazareth
- Chapman
- Wooster
- Union (N.Y.)
- Texas-Dallas
- Mary Washington
- UC Santa Cruz
- Rochester

2002 Women's Statistical Leaders

Division I Individual Leaders	234
Division I Team Leaders	235
Division II Individual Leaders	236
Division II Team Leaders	237
Division III Individual Leaders	238
Division III Team Leaders.....	239



Division I Individual Leaders

Points Per Game

Player, Team	CL	Games	Goals	Asst.	Pts.	Avg.
1. Marilyn Marin, North Texas	Jr.	19	26	15	67	3.53
2. Rosie Luzak, Niagara	Jr.	18	25	7	57	3.17
3. Krystal Sandza, UC Santa Barb.	So.	20	25	8	58	2.90
4. Holly Cohen, UTEP	Sr.	18	22	7	51	2.83
5. Ranieka Bean, Howard	So.	16	21	2	44	2.75
6. Christine Sinclair, Portland	So.	21	26	3	55	2.62
7. Miranda Cuthbertson, UTEP	Sr.	19	20	8	48	2.53
8. Courtney Crandell, Charlotte	Fr.	20	21	8	50	2.50
Mandy Heintz, LSU	Jr.	20	23	4	50	2.50
10. Kim McNally, Southeastern La.	So.	21	21	10	52	2.48
11. Jeni Viernes, Brigham Young	Sr.	17	17	5	39	2.29
12. Natasha Kai, Hawaii	Fr.	17	16	5	37	2.18
13. Trina Maso de Moya, Fla. Atlantic	Sr.	19	19	3	41	2.16
Kelly Parker, UTEP	Sr.	19	11	19	41	2.16
15. Stacy Finley, Navy	Jr.	21	19	7	45	2.14
Amy Morrison, Butler	Sr.	21	19	7	45	2.14
17. Chrissie Abbott, West Virginia	Jr.	22	20	7	47	2.14
18. Danelle Myrick, Tenn.-Martin	Fr.	19	16	8	40	2.11
19. Jen Borcich, UC Santa Barb.	So.	20	17	7	41	2.05
20. Jennifer Montgomery, UCF	Fr.	23	17	12	46	2.00
21. Deliah Arrington, Clemson	Sr.	22	18	7	43	1.95
22. Kelly Renie, Mississippi	Fr.	20	18	3	39	1.95
23. Julie Ferguson, Fla. Atlantic	Fr.	17	10	13	33	1.94
24. Katy Cross, Pennsylvania	So.	17	14	4	32	1.88
25. Lindsay Tarpley, North Carolina	Fr.	25	16	15	47	1.88
26. Jessica Hupe, Eastern Mich.	Jr.	21	17	5	39	1.86
Amelia Sheveland, Navy	Jr.	21	15	9	39	1.86
28. Danielle Berkemeier, Miami (Ohio)	Sr.	24	19	6	44	1.83
29. Jeanette Akerlund, Hartford	Jr.	21	15	8	38	1.81
30. Inge Heiremans, Jacksonville	Jr.	20	14	8	36	1.80
Melinda Pina, North Texas	So.	15	10	7	27	1.80
Caroline Smith, Kansas	Fr.	15	12	3	27	1.80

Goals Per Game

Player, Team	CL	Games	Goals	Avg.
1. Rosie Luzak, Niagara	Jr.	18	25	1.39
2. Marilyn Marin, North Texas	Jr.	19	26	1.37
3. Ranieka Bean, Howard	So.	16	21	1.31
4. Krystal Sandza, UC Santa Barb.	So.	20	25	1.25
5. Christine Sinclair, Portland	So.	21	26	1.24
6. Holly Cohen, UTEP	Sr.	18	22	1.22
7. Mandy Heintz, LSU	Jr.	20	23	1.15
8. Miranda Cuthbertson, UTEP	Sr.	19	20	1.05
9. Courtney Crandell, Charlotte	Fr.	20	21	1.05
10. Trina Maso de Moya, Fla. Atlantic	Sr.	19	19	1.00
Kim McNally, Southeastern La.	So.	21	21	1.00
Jeni Viernes, Brigham Young	Sr.	17	17	1.00
13. Natasha Kai, Hawaii	Fr.	17	16	0.94
14. Chrissie Abbott, West Virginia	Jr.	22	20	0.91
15. Stacy Finley, Navy	Jr.	21	19	0.90
Amy Morrison, Butler	Sr.	21	19	0.90
17. Kelly Renie, Mississippi	Fr.	20	18	0.90
18. Jen Borcich, UC Santa Barb.	So.	20	17	0.85
19. Britney Butcher, Miami (Fla.)	So.	19	16	0.84
Danelle Myrick, Tenn.-Martin	Fr.	19	16	0.84
21. Jill Burns, Tennessee Tech	Fr.	18	15	0.83
22. Katy Cross, Pennsylvania	So.	17	14	0.82
23. Deliah Arrington, Clemson	Sr.	22	18	0.82
24. Jessica Hupe, Eastern Mich.	Jr.	21	17	0.81
25. Julie Austin, Citadel	Fr.	15	12	0.80
Reginia McGee, Pacific (Cal.)	So.	20	16	0.80
Jen Parsons, Va. Commonwealth	So.	20	16	0.80
Caroline Smith, Kansas	Fr.	15	12	0.80
29. Danielle Berkemeier, Miami (Ohio)	Sr.	24	19	0.79
30. Kelly Shimmmin, Central Conn. St.	So.	19	15	0.79
Kim Warner, George Washington	Jr.	19	15	0.79

Assists Per Game

Player, Team	CL	Games	Assists	Avg.
1. Kelly Parker, UTEP	Sr.	19	19	1.00
2. Robyn Vince, Tennessee Tech	So.	18	17	0.94
3. Melissa Bennett, Washington	Jr.	20	18	0.90
4. Marilyn Marin, North Texas	Jr.	19	15	0.79
5. Julie Ferguson, Fla. Atlantic	Fr.	17	13	0.76
6. Nicole DePalma, Georgetown	So.	18	13	0.72
7. Jenny Kundert, Wisconsin	Jr.	22	15	0.68
8. Jamie Norwood, Denver	Jr.	21	14	0.67
9. Vanessa Illanes, Jacksonville	Sr.	21	13	0.62
Simone Konig, American	Fr.	21	13	0.62
Rakel Logodottir, UNC Greensboro	So.	21	13	0.62
Kati McBain, Texas	Jr.	21	13	0.62
13. Jenny Kehl, St. Louis	Sr.	20	12	0.60
Lindsay Tarpley, North Carolina	Fr.	25	15	0.60
Rhian Wilkinson, Tennessee	Jr.	25	15	0.60
Nikki Wojtowicz, Oklahoma St.	So.	20	12	0.60
Joey Yenne, Harvard	Sr.	15	9	0.60
18. Kelly Wilson, Texas	So.	19	11	0.58
19. Jamie Stewart, Col. of Charleston	Jr.	21	12	0.57
20. Marcie Ward, Stanford	Jr.	23	13	0.57
21. Tanya Tiselj, Detroit	Sr.	16	9	0.56
Katie Westfall, Harvard	Jr.	16	9	0.56
23. Megan Kakadelas, Santa Clara	So.	25	14	0.56
24. Susan Bush, North Carolina	Sr.	27	15	0.56
Amanda Norman, Binghamton	Sr.	18	10	0.56
Amy Schneider, La Salle	Sr.	18	10	0.56
27. Tiffany Ross, Charlotte	Jr.	20	11	0.55
28. Aleisha Cramer Rose, Brigham Young	Jr.	22	12	0.55
29. Abby Crumpton, Michigan	Sr.	24	13	0.54
Christie Welsh, Penn St.	Sr.	24	13	0.54

Goals-Against Average

Player, Team	CL	Games	Mins.	GA	GAA
1. Nicole Barnhart, Stanford	So.	23	2,047	4	0.18
2. Kim Bonafede, Navy	So.	21	1,756	7	0.36
3. Lauren Arase, Portland	Sr.	21	1,929	8	0.37
4. Laura Finley, West Virginia	Jr.	14	1,202	6	0.45
5. Morgan Bennett, Army	Fr.	15	1,285	7	0.49
6. Erica Izard, Denver	Sr.	21	1,858	11	0.53
7. Chrissy Dolan, Villanova	Jr.	21	1,960	12	0.55
8. Sarah Lombardo, UCLA	So.	22	1,925	12	0.56
9. Leslie Konsig, Sacred Heart	Jr.	19	1,759	11	0.56
10. Tracy Hale, Cincinnati	So.	24	2,194	15	0.62
11. Jean Poster, Princeton	Jr.	17	1,544	11	0.64
12. Allison Farrington, Illinois St.	Sr.	21	1,619	12	0.67
13. Megan Swafford, Ball St.	Jr.	21	1,325	10	0.68
14. Stephanie Weisenfeld, Dayton	Sr.	21	1,854	14	0.68
15. Rebecca Wachsberger, Hofstra	So.	20	1,821	14	0.69
16. Erica Niemann, Loyola (Md.)	So.	20	1,870	15	0.72
17. Amanda Wrzos, Southeast Mo. St.	So.	20	1,232	10	0.73
18. Maria Yatrakis, Connecticut	Sr.	25	2,229	19	0.77
19. Elise Matthews, South Carolina	Jr.	18	1,389	12	0.78
20. Kristen Ouellette, New Hampshire	Sr.	18	1,154	10	0.78
21. Meghann Burke, St. Louis	Sr.	20	1,837	16	0.78
22. Megan Rivera, Auburn	So.	20	1,814	16	0.79
23. Tanya Woehr, Ga. Southern	Jr.	15	905	8	0.80
24. Katie Sanders, Butler	So.	13	1,111	10	0.81
25. Teresa Montano, Pepperdine	Jr.	13	1,085	10	0.83
26. Jocelyn Cavalier, Purdue	Sr.	22	1,941	18	0.83
27. Kelly Yukihiro, Loyola Marymount	So.	11	970	9	0.83
28. Stacy Heller, Michigan St.	Jr.	21	1,823	17	0.84
29. Suzie Grech, Michigan	Jr.	24	2,130	20	0.85
30. Lindsay Sabel, Yale	Sr.	19	1,588	15	0.85

Saves Per Game

Player, Team	CL	Games	Saves	Avg.
1. Sarah Broadbent, Austin Peay	Fr.	15	156	10.40
2. Angelina Albruzzese, St. Peter's	Fr.	17	169	9.94
3. Christine Moran, Canisius	Jr.	14	136	9.71
4. Caitlin Bestard, Youngstown St.	Fr.	19	176	9.26
5. Anne-Marie Witko, Northern Iowa	Fr.	18	154	8.56
6. Rachel Marcom, La.-Monroe	Fr.	21	173	8.24
7. Kelly Nigh, Massachusetts	Jr.	17	140	8.24
8. Sarah Gervais, Brown	Jr.	16	128	8.00

Player, Team	CL	Games	Saves	Avg.
9. Natascia Michalezki, Stephen F. Austin	Fr.	20	157	7.85
10. Ali Young, Belmont	Fr.	16	124	7.75
11. Lindsey Walton, Howard	Fr.	16	122	7.63
12. Beth Spinelli, Albany (N.Y.)	So.	15	110	7.33
13. Carey Patton, Indiana St.	Jr.	19	139	7.32
Jamie Pelusi, Pittsburgh	Fr.	19	139	7.32
15. Mandi Tinsley, Western Caro.	Sr.	18	130	7.22
16. Nellie Latiolais, Northwestern St.	So.	23	166	7.22
17. Megan Tarpenning, Nevada	Fr.	19	137	7.21
18. Leigh Steigervald, Northern Ill.	Fr.	15	108	7.20
19. Kelly Paolucci, George Washington	Fr.	16	115	7.19
20. Mellanie Nai, Marist	Sr.	19	136	7.16
21. Jeanne Marie Gilbert, Manhattan	Jr.	17	121	7.12
22. Alexis Stormo, Southwest Mo. St.	So.	18	128	7.11
23. Heather Sanden, East Tenn. St.	Jr.	18	127	7.06
24. Megan Pickering, Pacific (Cal.)	Sr.	20	141	7.05
25. Ashley Haugen, Gonzaga	Fr.	19	133	7.00
26. Dana Honcharuk, Wagner	Sr.	20	139	6.95
27. Rachel Poor, IPFW	Fr.	17	116	6.82
28. Lori Scheider, Wyoming	Jr.	19	129	6.79
29. Chrissy Dolan, Villanova	Jr.	21	142	6.76
30. Kristen Templin, Valparaiso	Jr.	15	101	6.73

Team	Games	Shutouts	Pct.
16. Dayton	21	11	0.52
17. UCF	23	12	0.52
18. Auburn	22	11	0.50
Southeast Mo. St.	20	10	0.50
Loyola Marymount	20	10	0.50
New Hampshire	18	9	0.50
Hofstra	20	10	0.50
Harvard	16	8	0.50
24. Connecticut	25	12	0.48
25. Furman	23	11	0.48
26. Cal Poly	21	10	0.48
Hartford	21	10	0.48
Michigan St.	21	10	0.48
New Mexico	21	10	0.48
Villanova	21	10	0.48

Division I Team Leaders

Scoring Offense

Team	Goals	Games	Avg.
1. UTEP	84	19	4.42
2. North Texas	64	20	3.20
3. North Carolina	84	27	3.11
4. Howard	49	16	3.06
5. Va. Commonwealth	60	20	3.00
6. Alabama	59	20	2.95
7. UC Santa Barb.	57	20	2.85
LSU	57	20	2.85
9. UCF	64	23	2.78
10. Southeastern La.	58	21	2.76
11. Charlotte	55	20	2.75
12. Santa Clara	71	26	2.73
13. South Ala.	60	22	2.73
14. Georgetown	49	18	2.72
15. Jacksonville	57	21	2.71
Texas	57	21	2.71
17. Furman	62	23	2.70
18. Texas A&M	70	26	2.69
19. Brigham Young	59	22	2.68
20. Niagara	48	18	2.67
Navy	56	21	2.67
22. Fla. Atlantic	50	19	2.63
23. Denver	55	21	2.62
24. UAB	49	19	2.58
Centenary (La.)	49	19	2.58
26. Miami (Fla.)	48	19	2.53
27. Radford	53	21	2.52
28. UCLA	55	22	2.50
Pepperdine	55	22	2.50
30. Hawaii	49	20	2.45

Shutout Percentage

Team	Games	Shutouts	Pct.
1. Stanford	23	18	0.78
2. Navy	21	15	0.71
3. Denver	21	14	0.67
4. Portland	26	16	0.62
5. Jacksonville St.	20	12	0.60
St. Louis	20	12	0.60
7. Army	17	10	0.59
8. Fla. Atlantic	19	11	0.58
9. Nebraska	25	14	0.56
10. Dartmouth	18	10	0.56
11. Loyola (Md.)	20	11	0.55
12. UCLA	22	12	0.55
West Virginia	22	12	0.55
14. Cincinnati	24	13	0.54
15. Sacred Heart	19	10	0.53

Team Goals-Against Average

Team	Games	Min.	GA	GAA
1. Stanford	23	2,101	4	0.17
2. Navy	21	1,960	8	0.37
3. Portland	26	2,420	12	0.45
4. Denver	21	1,931	11	0.51
5. Army	17	1,570	9	0.52
6. Villanova	21	2,022	12	0.53
7. Sacred Heart	19	1,775	11	0.56
8. West Virginia	22	2,049	13	0.57
9. UCLA	22	2,039	13	0.57
10. Cincinnati	24	2,247	15	0.60
11. Princeton	17	1,578	11	0.63
12. Dayton	21	1,890	14	0.67
13. North Carolina	27	2,527	19	0.68
14. Hofstra	20	1,839	14	0.69
15. Loyola (Md.)	20	1,870	15	0.72
16. Southeast Mo. St.	20	1,845	15	0.73
17. Pepperdine	22	2,039	17	0.75
18. Illinois St.	19	1,777	15	0.76
19. LSU	20	1,860	16	0.77
20. South Carolina	21	1,970	17	0.78
21. St. Louis	20	1,837	16	0.78
22. Connecticut	25	2,293	20	0.78



As a junior, Rosie Luzak, Niagara, scored 25 goals and 7 assists in 18 games, earning Luzak spots on the Points per Game and Goals per Game lists.

Niagara Sports Information

Team	Games	Min.	Goals	GA Avg.
23. Michigan St.....	21	1,943	17	0.79
24. Western Caro.....	19	1,819	16	0.79
25. Auburn	22	2,040	18	0.79
26. Yale.....	19	1,786	16	0.81
27. Michigan	24	2,194	20	0.82
28. Cornell.....	17	1,610	15	0.84
29. Utah	20	1,927	18	0.84
30. Texas.....	21	1,915	18	0.85

Player, Team	CL	Games	Goals	Asst.	Pts.	Avg.
Amy Snyder, Northwood	Fr.	15	13	5	31	2.07
25. Kate Lowe, Barton	Fr.	18	15	7	37	2.06
Mirela Tutundzic, Grand Valley St. ..	Fr.	18	17	3	37	2.06
27. Katie Roberts, Francis Marion.....	Jr.	19	14	11	39	2.05
28. Kristen Geyer, Regis (Colo.).....	So.	21	18	6	42	2.00
Jonita Hooker, Barton	Fr.	18	13	10	36	2.00
Jenny Wilkin, Southern Conn. St.....	Jr.	17	13	8	34	2.00

Winning Percentage

Team	Won	Lost	Tied	Pct.
1. Stanford	21	2	0	0.913
2. Pepperdine	18	2	2	0.864
3. Connecticut.....	21	3	1	0.860
4. Denver	17	2	2	0.857
Navy.....	16	1	4	0.857
6. North Carolina	21	2	4	0.852
7. Charlotte	16	2	2	0.850
8. UTEP	16	3	0	0.842
9. West Virginia.....	18	3	1	0.841
10. Miami (Ohio).....	19	3	2	0.833
11. UCLA	18	4	0	0.818
12. Penn St.	19	4	1	0.813
13. Portland.....	20	4	2	0.808
14. Princeton	13	3	1	0.794
15. Santa Clara	20	5	1	0.788
Texas A&M	20	5	1	0.788
17. UCF	18	5	0	0.783
18. Cincinnati	17	4	3	0.771
19. Army.....	12	3	2	0.765
20. Dayton	16	5	0	0.762
Jacksonville.....	15	4	2	0.762
Villanova	14	3	4	0.762
23. Rhode Island.....	17	5	1	0.761
24. Tennessee.....	18	6	1	0.740
25. Radford	15	5	1	0.738
Texas	15	5	1	0.738
27. Fla. Atlantic	14	5	0	0.737
28. Auburn	15	5	2	0.727
Brigham Young.....	16	6	0	0.727
Ohio	15	5	2	0.727

Goals Per Game

Player, Team	CL	Games	Goals	Avg
1. Missy Gregg, Christian Bros.	Sr.	25	62	2.48
2. Annette Laursen, Concord	Jr.	19	34	1.79
3. Amber Dusosky, Minn. St. Mankato	Jr.	20	30	1.50
4. Tara Vokes, C.W. Post.....	Jr.	17	24	1.41
5. Liz Jallo, Carson-Newman.....	Jr.	18	24	1.33
6. Heather Sakaduski, Lees-McRae.....	Sr.	19	25	1.32
7. Emelie Karlsson, Barry	Fr.	17	21	1.24
8. Stephanie Pfeiffer, North Dakota.....	So.	17	19	1.12
9. Jennifer Bock, Carson-Newman.....	Fr.	18	20	1.11
10. Stacy Cutler, Northeastern St.....	Sr.	19	21	1.11
11. Ashley Munnely, Mo. Southern St.....	So.	18	19	1.06
12. Emily Brueggemann, Tex. A&M-Commerce.....	So.	19	20	1.05
13. Margaret Denman, Dominican (N.Y.).....	Jr.	20	21	1.05
14. Stephanie Kruse, Neb.-Omaha	Sr.	23	24	1.04
15. Meghan Welcome, Franklin Pierce	So.	21	20	0.95
16. Josephine Coiro, Adelphi	So.	19	18	0.95
17. Jessie Fream, Kennesaw St.	So.	18	17	0.94
Mirela Tutundzic, Grand Valley St.	Fr.	18	17	0.94
19. Kyle Thompson, Catawba.....	Fr.	16	14	0.88
20. Kim Brown, Central Okla.	Sr.	23	20	0.87
21. Amy Snyder, Northwood	Fr.	15	13	0.87
22. Kristen Geyer, Regis (Colo.).....	So.	21	18	0.86
23. Tiffany Gruschow, Longwood	Fr.	19	16	0.84
Alisha Phillips, Mesa St.	So.	19	16	0.84
25. Kate Lowe, Barton	Fr.	18	15	0.83
26. Denise Domena, Southampton.....	Fr.	21	17	0.81
27. Margaret Saurin, Christian Bros.	Sr.	26	21	0.81
28. Jessi Adair, Presbyterian.....	Sr.	15	12	0.80
Kersten Coulter, Northern St.	Sr.	20	16	0.80
Nikki Kegerreis, Shippensburg.....	Fr.	20	16	0.80
Amy Leichter, Metro St.	Fr.	25	20	0.80

Division II Individual Leaders

Points Per Game

Player, Team	CL	Games	Goals	Asst.	Pts.	Avg.
1. Missy Gregg, Christian Bros.....	Sr.	25	62	7	131	5.24
2. Annette Laursen, Concord	Jr.	19	34	12	80	4.21
3. Amber Dusosky, Minn. St. Mankato...	Jr.	20	30	7	67	3.35
4. Emelie Karlsson, Barry	Fr.	17	21	14	56	3.29
Tara Vokes, C.W. Post	Jr.	17	24	8	56	3.29
6. Liz Jallo, Carson-Newman.....	Jr.	18	24	8	56	3.11
7. Margaret Saurin, Christian Bros.	Sr.	26	21	35	77	2.96
8. Heather Sakaduski, Lees-McRae	Sr.	19	25	6	56	2.95
9. Jennifer Bock, Carson-Newman.....	Fr.	18	20	9	49	2.72
10. Stacy Cutler, Northeastern St.....	Sr.	19	21	9	51	2.68
11. Emily Brueggemann, Tex. A&M-Commerce.....	So.	19	20	6	46	2.42
12. Jessie Fream, Kennesaw St.	So.	18	17	9	43	2.39
Ashley Munnely, Mo. Southern St. ...	So.	18	19	5	43	2.39
14. Stephanie Pfeiffer, North Dakota	So.	17	19	2	40	2.35
15. Margaret Denman, Dominican (N.Y.) ..	Jr.	20	21	5	47	2.35
16. Kyle Thompson, Catawba	Fr.	16	14	9	37	2.31
17. Stephanie Kruse, Neb.-Omaha.....	Sr.	23	24	5	53	2.30
18. Josephine Coiro, Adelphi	So.	19	18	6	42	2.21
19. Kersten Coulter, Northern St.	Sr.	20	16	12	44	2.20
20. Meghan Welcome, Franklin Pierce ..	So.	21	20	6	46	2.19
21. Julie Law, Wingate.....	Jr.	19	15	10	40	2.11
22. Nikki Kegerreis, Shippensburg	Fr.	20	16	10	42	2.10
23. Jessi Adair, Presbyterian	Sr.	15	12	7	31	2.07

Assists Per Game

Player, Team	CL	Games	Assists	Avg.
1. Margaret Saurin, Christian Bros.	Sr.	26	35	1.35
2. Elizabeth Spencer, Barton	Sr.	18	17	0.94
3. Trisha Cooper, West Fla.	Sr.	20	18	0.90
4. Emelie Karlsson, Barry	Fr.	17	14	0.82
5. Sam Sosnay, Wis.-Parksides	Sr.	14	11	0.79
6. Maria Rubert, Kennesaw St.	Jr.	19	14	0.74
7. Dana Wilcox, Rollins	Sr.	19	13	0.68
8. Tafara Pulse, Seattle.....	So.	18	12	0.67
9. Sofie Annelie Andersson, Southampton	Sr.	20	13	0.65
10. Annette Laursen, Concord	Jr.	19	12	0.63
11. Danni Klinsing, Minn. St. Mankato.....	So.	16	10	0.63
12. Andrea Caesar, Franklin Pierce.....	Sr.	21	13	0.62
13. Kersten Coulter, Northern St.	Sr.	20	12	0.60
Brooke Rang, Lock Haven	So.	20	12	0.60
Allison Wild, Wis.-Parksides	So.	15	9	0.60
16. Sarah Dunman, Queens (N.C.).....	Fr.	17	10	0.59
17. Pam Mcdonald, Barry	Fr.	19	11	0.58
Katie Roberts, Francis Marion	Jr.	19	11	0.58
19. Kyle Thompson, Catawba.....	Fr.	16	9	0.56
20. Jonita Hooker, Barton	Fr.	18	10	0.56
Tammie Thornton, Barry	Jr.	18	10	0.56
22. Sarah Fieler, Tiffin	Sr.	20	11	0.55
Kate Murphy, Regis (Colo.)	So.	20	11	0.55
Renae Ransdell, St. Rose	So.	20	11	0.55
25. Stephanie Kirby, Neb.-Omaha	Jr.	22	12	0.55
26. Sheri Champlin, Angelo St.	So.	17	9	0.53
Allison Kelly, Bryant	Jr.	17	9	0.53
28. Julie Law, Wingate.....	Jr.	19	10	0.53
29. Jenae Kee, San Fran. St.	So.	21	11	0.52
Lacy Richardson, Regis (Colo.).....	So.	21	11	0.52

Goals-Against Average

Player, Team	CL	Games	Mins.	GA	GAA
1. Jessica Marek, Kennesaw St.	Fr.	19	1,567	5	0.29
2. Johanna Fischer, Barry	Jr.	19	1,710	7	0.37
3. Amy Price, Neb.-Omaha	Fr.	21	1,634	7	0.39
4. Lindsay Naill, Longwood	So.	19	1,730	8	0.42
5. Melissa Penn, Central Okla.	Jr.	17	1,285	6	0.42
6. Abbigale Wild, Wis.-Parkside	So.	15	1,358	7	0.46
7. Megan Zalla, Northern Ky.	Jr.	22	1,456	8	0.49
8. Andrea Fasano, Adelphi	Jr.	21	1,764	10	0.51
9. Mandy Allen, Metro St.	Fr.	23	1,889	11	0.52
10. Patti Cooke, Ashland	Jr.	18	1,340	8	0.54
11. Heather Ireland, Lock Haven	So.	19	1,601	10	0.56
12. Aase Kibsgaard, Franklin Pierce	Jr.	20	1,770	12	0.61
13. Ashley Ross, Barton	Fr.	18	1,587	11	0.62
14. Jennifer Simon, Christian Bros.	Sr.	23	1,681	12	0.64
15. Judith Chime, Clayton St.	Fr.	19	1,814	13	0.64
16. Ryan Levine, West Chester	Jr.	16	1,371	10	0.66
17. Krystal Savarino, West Va. Wesleyan	So.	19	1,627	12	0.66
18. Liz Agro, Millersville	Jr.	18	1,603	12	0.67
19. Kami Poma, UC San Diego	Jr.	19	1,592	12	0.68
20. Bridgid Maruszak, West Tex. A&M	Fr.	16	1,443	11	0.69
21. Taresa Cavaliere, Regis (Colo.)	Sr.	21	1,831	14	0.69
22. Elizabeth Rogers, Wingate	Sr.	19	1,680	13	0.70
23. Sarah Fagan, Tex. A&M-Commerce	Sr.	19	1,673	13	0.70
24. Haley Epsteen, North Fla.	So.	19	1,776	14	0.71
25. Kim Clayton, Catawba	Sr.	19	1,760	14	0.72
26. Kristin Covalt, SIU Edwardsville	Jr.	15	852	7	0.74
27. Lisa Schmalz, Truman	Fr.	21	1,934	16	0.74
28. Stephanie Martin, Philadelphia U.	Jr.	21	1,922	17	0.80
29. Chelsea Smalley, Bellarmine	Fr.	21	1,879	17	0.81
30. Meredith Markle, Shippensburg	Fr.	20	1,840	17	0.83

Saves Per Game

Player, Team	CL	Games	Saves	Avg
1. Lisa Dingley, Ohio Valley	So.	16	414	25.88
2. Erin Mayo, St. Thomas Aquinas	Fr.	17	203	11.94
3. Niki Dalka, Bemidji St.	Jr.	16	186	11.63
4. Tammi Radder, Minn. St. Moorhead	Fr.	18	203	11.28
5. Alana Dombrowski, Ferris St.	Jr.	19	209	11.00
6. Charise Hayward, Augustana (S.D.)	Fr.	20	219	10.95
7. Heather Ressler, Mount Olive	So.	12	129	10.75
8. Amanda Caron, Lees-McRae	So.	20	206	10.30
9. Kate Duncan, N.J. Inst. of Tech.	Jr.	15	152	10.13
10. Kathryn Mickaliger, Concordia (N.Y.)	Fr.	17	171	10.06
11. Meghan McCarthy, Georgian Court	Sr.	17	170	10.00
12. Erin Tudhope, St. Andrews	Sr.	17	169	9.94
13. Kara Gamboni, Concordia-St. Paul	Fr.	16	154	9.63
14. Sarah Daw, Indiana (Pa.)	So.	17	162	9.53
15. Megan Thomas, North Ala.	Fr.	17	153	9.00
16. Annemarie Peterson, Newberry	So.	20	177	8.85
17. Katherine Duncan, Lander	So.	17	142	8.35
Tiffany Hughes, Southampton	Sr.	17	142	8.35
19. Shauna Voss, Northwest Nazarene	Jr.	18	150	8.33
20. Meagan Wilson, East Central	Jr.	17	140	8.24
21. Ana Mora, Mo.-Rolla	Sr.	18	148	8.22
22. Amy Ridgely, Shepherd	Jr.	19	156	8.21
23. Margeau Okner, NYIT	Sr.	17	132	7.76
24. Stephanie Brendel, St. Cloud St.	Fr.	16	122	7.63
25. Heather Hartman, Bloomsburg	So.	21	160	7.62
26. Lacy Emmerling, Fla. Southern	Sr.	19	144	7.58
27. Michelle Gool, Northwest Mo. St.	Fr.	17	126	7.41
28. Lauren Gross, Ouachita Baptist	So.	18	132	7.33
29. Lora Moldenhauer, Southwest St.	Jr.	19	135	7.11
30. Mandi Johnsen, Kutztown	Fr.	17	120	7.06
Carrie Senzel, Dominican (N.Y.)	Sr.	17	120	7.06

Division II Team Leaders

Scoring Offense

Team	Goals	Games	Avg.
1. Christian Bros.	123	26	4.73
2. Kennesaw St.	76	19	4.00
3. Concord	74	19	3.89

Team	Goals	Games	Avg.
4. Longwood	72	19	3.79
5. Minn. St. Mankato	75	20	3.75
6. Barry	68	19	3.58
7. Tusculum	75	21	3.57
8. Lees-McRae	71	20	3.55
9. Carson-Newman	63	18	3.50
10. West Fla.	69	20	3.45
11. Neb.-Omaha	78	23	3.39
12. Barton	60	18	3.33
13. Northwood	56	17	3.29
14. Franklin Pierce	68	21	3.24
15. Wheeling Jesuit	70	22	3.18
16. Ashland	60	19	3.16
17. Angelo St.	52	17	3.06
18. C.V. Post	61	20	3.05
West Tex. A&M	61	20	3.05
St. Rose	61	20	3.05
21. Adelphi	63	21	3.00
22. Lock Haven	58	20	2.90
23. North Dakota	49	17	2.88
24. Philadelphia U.	60	21	2.86
Southampton	60	21	2.86
26. Wingate	57	20	2.85
27. Catawba	53	19	2.79
28. Northeastern St.	58	21	2.76
29. Central Okla.	63	23	2.74
30. St. Mary's (Tex.)	57	21	2.71

Team Goals-Against Average

Team	Games	Min.	GA	GAA
1. Kennesaw St.	19	1,736	6	0.31
2. Central Okla.	23	2,003	8	0.36
3. Barry	19	1,710	7	0.37
4. Longwood	19	1,730	8	0.42
5. Neb.-Omaha	23	2,069	10	0.43
6. Wis.-Parkside	15	1,431	7	0.44
7. Northern Ky.	23	2,115	11	0.47
8. Adelphi	21	1,949	11	0.51
9. Christian Bros.	26	2,366	14	0.53
10. Franklin Pierce	21	1,938	12	0.56
11. Lock Haven	20	1,851	12	0.58
12. Barton	18	1,636	11	0.61
13. UC San Diego	19	1,753	12	0.62
14. Metro St.	25	2,322	16	0.62
15. West Va. Wesleyan	20	1,737	12	0.62
16. Clayton St.	19	1,816	13	0.64
17. Tex. A&M-Commerce	19	1,789	13	0.65
18. Millersville	20	1,903	14	0.66
19. West Chester	20	1,898	14	0.66
20. Wingate	20	1,881	14	0.67
21. Catawba	19	1,760	14	0.72
22. West Tex. A&M	20	1,859	15	0.73
23. North Fla.	22	1,965	16	0.73
24. Truman	21	1,949	16	0.74
25. Regis (Colo.)	21	1,914	16	0.75
26. Ashland	19	1,756	15	0.77
27. Bellarmine	21	1,924	17	0.80
28. Kutztown	19	1,797	16	0.80
29. Philadelphia U.	21	2,001	18	0.81
30. Presbyterian	17	1,550	14	0.81

Shutout Percentage

Team	Games	Shutouts	Pct.
1. Barry	19	14	0.74
2. Neb.-Omaha	23	16	0.70
3. Kennesaw St.	19	13	0.68
4. Central Okla.	23	15	0.65
5. Lock Haven	20	13	0.65
West Va. Wesleyan	20	13	0.65
7. Longwood	19	12	0.63
8. Adelphi	21	13	0.62
9. Wis.-Parkside	15	9	0.60
10. Minn.-Duluth	22	13	0.59
11. Presbyterian	17	10	0.59
12. Catawba	19	11	0.58
13. Northern Ky.	23	13	0.57
14. Barton	18	10	0.56
15. Millersville	20	11	0.55

Team	Games	Shutouts	Pct.
16. Ashland	19	10	0.53
Tex. A&M-Commerce	19	10	0.53
Concord	19	10	0.53
19. Franklin Pierce	21	11	0.52
Southampton	21	11	0.52
Truman	21	11	0.52
22. Metro St.	25	13	0.52
23. West Chester	20	10	0.50
West Tex. A&M	20	10	0.50
North Fla.	22	11	0.50
26. Bellarmine	21	10	0.48
Winona St.	21	10	0.48
28. Cal St. Chico	19	9	0.47
Seattle	19	9	0.47
Western Wash.	19	9	0.47
Northern Colo.	19	9	0.47
UC San Diego	19	9	0.47

Winning Percentage

Team	Won	Lost	Tied	Pct.
1. Christian Bros.	25	1	0	0.962
2. Neb.-Omaha	22	1	0	0.957
3. Barry	18	1	0	0.947
Kennesaw St.	18	1	0	0.947
5. Northern Ky.	20	1	2	0.913
6. Franklin Pierce	18	1	2	0.905
7. Central Okla.	20	3	0	0.870
8. Adelphi	17	2	2	0.857
9. Ashland	15	2	2	0.842
10. Lock Haven	16	3	1	0.825
11. Metro St.	19	3	3	0.820
12. UC San Diego	15	3	1	0.816
Longwood	15	3	1	0.816
Catawba	15	3	1	0.816
15. Truman	16	3	2	0.810
16. West Tex. A&M	16	4	0	0.800
17. North Fla.	17	4	1	0.795
18. Tex. A&M-Commerce	14	3	2	0.789
19. Regis (Colo.)	16	4	1	0.786
20. West Fla.	15	4	1	0.775
21. Wis.-Parkside	10	2	3	0.767
22. Grand Valley St.	13	4	1	0.750
Shippensburg	14	4	2	0.750
St. Rose	15	5	0	0.750
Barton	13	4	1	0.750
Wheeling Jesuit	16	5	1	0.750
Wingate	14	4	2	0.750
28. Philadelphia U.	13	3	5	0.738
29. Mercyhurst	13	4	2	0.737
Seattle Pacific	13	4	2	0.737

Division III Individual Leaders

Points Per Game

Player, Team	CL	Games	Goals	Asst.	Pts.	Avg.
1. Lindsey Benson, Gordon	Jr.	20	40	13	93	4.65
2. Brooke Andersen, Rockford	Sr.	18	34	10	78	4.33
3. Katie Pettigrew, Luther	So.	19	35	9	79	4.16
4. Amy Gilfillan, Wis.-River Falls	Jr.	20	36	4	76	3.80
5. Amanda Pinto, Emerson	Fr.	19	28	12	68	3.58
6. Tracy Prihoda, Wheaton (Mass.)	Jr.	24	30	23	83	3.46
7. Meghan Wudtke, Lakeland	Jr.	20	30	9	69	3.45
8. Liz Mikkelsen, Dallas	Sr.	18	26	10	62	3.44
9. Melissa Wiggins, Pitt.-Greensburg	So.	17	24	9	57	3.35
10. Sarah Evans, Grinnell	So.	16	23	7	53	3.31
11. Erin Goettl, Simpson	So.	21	30	7	67	3.19
12. Merina Anderson, Lasell	Fr.	16	21	9	51	3.19
Lakeisha Hopkins, Trinity (D.C.)	Jr.	16	20	11	51	3.19
14. Jennifer Tuttle, Elmira	Fr.	19	28	4	60	3.16
15. Rebecca Grubb, Marywood	Jr.	19	22	12	56	2.95
16. Ashley Matthews, Lasell	So.	14	17	7	41	2.93
17. Amy Horneck, Monmouth (Ill.)	Fr.	13	18	2	38	2.92

Player, Team	CL	Games	Goals	Asst.	Pts.	Avg.
18. Molly Burke, Western New Eng.	Sr.	23	27	13	67	2.91
19. Cori Morrison, Daniel Webster	Sr.	19	23	9	55	2.89
20. Kelly Fink, Wis.-Stevens Point	Jr.	21	24	11	59	2.81
21. Anell Nevarez, Dominican (Ill.)	Sr.	15	19	4	42	2.80
22. Sara Gross, St. Norbert	So.	18	21	8	50	2.78
23. Meg Tilley, Grove City	Jr.	22	25	9	59	2.68
24. Missy King, Manchester	Fr.	21	23	10	56	2.67
Sindy Shell, Beloit	Sr.	15	19	2	40	2.67
26. Michelle Wieser, Loras	So.	23	21	19	61	2.65
27. Becky Sullens, Notre Dame (Md.)	Sr.	19	19	12	50	2.63
28. Kimberly Mullen, Guilford	So.	21	22	11	55	2.62
29. Tricia Dyk, Calvin	Sr.	20	19	14	52	2.60
Stefanie Wieland, Gwynedd-Mercy	Sr.	20	21	10	52	2.60

Goals Per Game

Player, Team	CL	Games	Goals	Avg.
1. Lindsey Benson, Gordon	Jr.	20	40	2.00
2. Brooke Andersen, Rockford	Sr.	18	34	1.89
3. Katie Pettigrew, Luther	So.	19	35	1.84
4. Amy Gilfillan, Wis.-River Falls	Jr.	20	36	1.80
5. Meghan Wudtke, Lakeland	Jr.	20	30	1.50
6. Amanda Pinto, Emerson	Fr.	19	28	1.47
Jennifer Tuttle, Elmira	Fr.	19	28	1.47
8. Liz Mikkelsen, Dallas	Sr.	18	26	1.44
9. Sarah Evans, Grinnell	So.	16	23	1.44
10. Erin Goettl, Simpson	So.	21	30	1.43
11. Melissa Wiggins, Pitt.-Greensburg	So.	17	24	1.41
12. Amy Horneck, Monmouth (Ill.)	Fr.	13	18	1.38
13. Merina Anderson, Lasell	Fr.	16	21	1.31
14. Anell Nevarez, Dominican (Ill.)	Sr.	15	19	1.27
Sindy Shell, Beloit	Sr.	15	19	1.27
16. Lakeisha Hopkins, Trinity (D.C.)	Jr.	16	20	1.25
Tracy Prihoda, Wheaton (Mass.)	Jr.	24	30	1.25
18. Ashley Matthews, Lasell	So.	14	17	1.21
19. Cori Morrison, Daniel Webster	Sr.	19	23	1.21
20. Molly Burke, Western New Eng.	Sr.	23	27	1.17
21. Sara Gross, St. Norbert	So.	18	21	1.17
22. Rebecca Grubb, Marywood	Jr.	19	22	1.16
23. Kelly Fink, Wis.-Stevens Point	Jr.	21	24	1.14
24. Meg Tilley, Grove City	Jr.	22	25	1.14
25. Jamie Hakey, Johnson St.	So.	17	19	1.12
Adrienne Justis, Villa Julie	Sr.	17	19	1.12
27. Kemily Weimer, Mississippi Col.	Fr.	18	20	1.11
28. Ellie Lind, East Mennonite	Jr.	19	21	1.11
29. Amanda Smith, Lakeland	So.	20	22	1.10
30. Valerie Barnhart, Stevens Institute	So.	21	23	1.10
Missy King, Manchester	Fr.	21	23	1.10

Assists Per Game

Player, Team	CL	Games	Assists	Avg.
1. Bess Watson, Gordon	Sr.	20	21	1.05
2. Jessica Macri, Hilbert	So.	18	18	1.00
3. Tracy Prihoda, Wheaton (Mass.)	Jr.	24	23	0.96
4. Sarah Braun, Luther	Jr.	19	17	0.89
5. Diana Bosch, Hardin-Simmons	Jr.	18	15	0.83
6. Erica Adelstein, Trinity (Tex.)	Sr.	23	19	0.83
Michelle Wieser, Loras	So.	23	19	0.83
8. Amy Skrzypek, Marywood	Sr.	17	14	0.82
9. Jen McIntosh, Pitt.-Greensburg	Fr.	16	13	0.81
10. Catherine Peo, Smith	Fr.	19	15	0.79
11. Heather Karbonski, Notre Dame (Md.)	Fr.	19	14	0.74
12. Katie Bosley, Dubuque	Fr.	18	13	0.72
Maria DeGeorge, Arcadia	Fr.	18	13	0.72
14. Abby Horneck, Monmouth (Ill.)	Fr.	14	10	0.71
15. Abby Bachleder, Luther	So.	17	12	0.71
16. Tricia Dyk, Calvin	Sr.	20	14	0.70
Kelly Ping, Linfield	Fr.	20	14	0.70
18. Lakeisha Hopkins, Trinity (D.C.)	Jr.	16	11	0.69
19. Katie Allardice, Elmira	Fr.	19	13	0.68
Amy Drozen, Buffalo St.	Jr.	19	13	0.68
21. Rebecca Quinn, Stevens Institute	So.	21	14	0.67
Sarah Wall, Ohio Wesleyan	Fr.	24	16	0.67
23. Lindsey Benson, Gordon	Jr.	20	13	0.65
24. Charlene Hillebrand, Dallas	So.	17	11	0.65
25. Tara Ultrata, Aurora	Sr.	22	14	0.64

Player, Team	CL	Games	Assists	Avg.
26. Rachel Greenwald, Rutgers-Camden	So.	19	12	0.63
Rebecca Grubb, Marywood	Jr.	19	12	0.63
Mary Ann Martell, Rutgers-Camden	Sr.	19	12	0.63
Amanda Pinto, Emerson	Fr.	19	12	0.63
Becky Sullens, Notre Dame (Md.)	Sr.	19	12	0.63

Goals-Against Average

Player, Team	CL	Games	Mins.	GA	GAA
1. Mindy Hammond, Ohio Wesleyan	Sr.	23	1,691	3	0.16
2. Becca Giefer, New York U.	Jr.	17	1,280	3	0.21
3. Maggie Futato, Messiah	Jr.	24	2,165	6	0.25
4. Ashley Vratil, Wheaton (Ill.)	Fr.	23	1,397	5	0.32
5. Lisa Bauer, Macalester	Jr.	18	1,718	7	0.37
6. Jackie Kemp, Col. of New Jersey	Jr.	19	1,428	6	0.38
7. Christina Little, Webster	Sr.	12	900	4	0.40
8. Jessica Christopherson, St. Thomas (Minn.)	Jr.	20	1,568	7	0.40
9. Laura Hoffman, Augsburg	Jr.	18	1,539	7	0.41
10. Laura Morcone, Oneonta St.	Fr.	24	1,648	8	0.44
11. Anna Stempien, Gordon	Sr.	20	1,639	8	0.44
12. Erin Williams, Puget Sound	Fr.	21	1,776	9	0.46
13. Katie Johnson, Texas-Dallas	So.	22	1,900	10	0.47
14. Jessica Vital, Western New Eng.	So.	23	2,048	11	0.48
15. Rachel Goold, Hardin-Simmons	So.	18	1,668	9	0.49
16. Alicia Heeger, Ill. Wesleyan	Sr.	19	1,661	9	0.49
17. Stacey Schofield, Eastern Conn. St.	Jr.	19	1,613	9	0.50
18. Jessica Broomhead, Wheaton (Mass.)	Jr.	21	1,769	10	0.51
19. Kristen Bartholomew, Western Conn. St.	Jr.	21	1,873	11	0.53
20. Liz Bishop, Ithaca	Jr.	21	1,909	12	0.57
21. Pam Mathes, St. Norbert	Sr.	18	1,431	9	0.57
22. Erin Johnson, Lynchburg	So.	21	1,823	12	0.59
23. Andrea Speck, Redlands	Fr.	15	1,055	7	0.60
24. Kate Kroenke, Carroll (Wis.)	Fr.	17	1,048	7	0.60
25. Lindsay Starner, Williams	So.	15	1,328	9	0.61
26. Emily Barker, Wash. & Lee	So.	21	1,593	11	0.62
27. Kathleen Schwarz, Misericordia	Fr.	19	1,719	12	0.63
28. Jenni Laube, Carthage	Sr.	17	1,567	11	0.63
29. Nicole Drummond, Westminster (Pa.)	So.	23	1,407	10	0.64
30. Nicole Roman, Wooster	Sr.	19	1,651	12	0.65

Saves Per Game

Player, Team	CL	Games	Saves	Avg.
1. Sara Jesuit, Marian (Wis.)	Sr.	18	365	20.28
2. Julia Rose, Heidelberg	Sr.	18	345	19.17
3. Amala Abdur-Rahman, Wilson	Jr.	16	257	16.06
4. Caitlin Miller, Immaculata	Fr.	17	263	15.47
5. Angie Brewington, Lycoming	Sr.	16	230	14.38
6. Sarah Caldwell, Bryn Mawr	Jr.	17	242	14.24
7. Stefanie Harrington, Cedar Crest	Fr.	17	240	14.12
8. Jen Turgeon, Anna Maria	Fr.	15	211	14.07
9. Lindsay Acker, Waynesburg	Jr.	18	242	13.44
10. Hope Fry, Pitt.-Bradford	Fr.	17	219	12.88
11. Erin Chiarulli, Wesley	So.	18	230	12.78
12. Caitlin Corbitt, Chatham	Jr.	16	204	12.75
13. Liz Ball, King's (Pa.)	So.	19	241	12.68
14. Gina Sgroi, New Jersey City	Fr.	15	189	12.60
15. Melanie Muscar, Hood	Jr.	15	187	12.47
16. Amanda Boyle, Ripon	Jr.	15	185	12.33
17. Melissa Riddle, Buena Vista	Fr.	19	232	12.21
18. Tara Haag, Goucher	So.	18	213	11.83
19. Melissa Cherry, Hamline	Fr.	17	201	11.82
20. Joni Dorf, Greenville	Sr.	18	212	11.78
21. Jane Roberts, Lake Erie	Fr.	20	234	11.70
22. Cori Wulf, George Fox	Sr.	16	186	11.63
23. Joan Pavlish, Coast Guard	Jr.	17	197	11.59
24. Candace Sherrer, Castleton St.	So.	16	185	11.56
25. Lindsey Laughlin, Ferrum	Fr.	17	193	11.35
26. Amy Dameron, Rand.-Macon Woman's	Jr.	19	213	11.21
27. Erin Johnson, Wis.-Superior	So.	19	212	11.16
28. Vinnita Macri, Hilbert	Sr.	18	197	10.94
29. Amy Schneider, Peace	Fr.	15	164	10.93
30. Cristina Ramos, FDU-Florham	Sr.	20	216	10.80

Division III Team Leaders

Scoring Offense

Team	Goals	Games	Avg.
1. Dallas	96	18	5.33
2. Hardin-Simmons	90	18	5.00
Lakeland	100	20	5.00
4. Luther	93	19	4.89
5. Loras	102	23	4.43
6. Trinity (Tex.)	98	23	4.26
7. Gordon	84	20	4.20
8. Col. of New Jersey	78	20	3.90
9. Mississippi Col.	69	18	3.83
10. Simpson	80	21	3.81
11. Lasell	68	18	3.78
12. Ohio Wesleyan	90	24	3.75
13. Wis.-Eau Claire	82	22	3.73
14. Misericordia	78	21	3.71
15. Carroll (Wis.)	70	19	3.68
16. Marywood	69	19	3.63
17. Wis.-Stevens Point	76	21	3.62
18. Keuka	60	17	3.53
19. Roanoke	67	19	3.53
20. Wheaton (Mass.)	84	24	3.50
21. St. Norbert	62	18	3.44
22. Wheaton (Ill.)	82	24	3.42
23. Mary Washington Wash. & Lee	74	22	3.36
25. Wentworth Inst.	67	20	3.35
26. Webster	60	18	3.33
Penn St.-Altoona	60	18	3.33
28. Grove City	73	22	3.32
29. Rand.-Macon Woman's	63	19	3.32
30. Wilmington (Ohio)	71	22	3.23
Texas-Dallas	71	22	3.23

Team Goals-Against Average

Team	Games	Min.	GA	GAA
1. Ohio Wesleyan	24	2,183	4	0.16
2. Messiah	24	2,235	6	0.24
3. Trinity (Tex.)	23	2,084	8	0.35
4. Macalester	18	1,738	7	0.36
5. Augsburg	18	1,660	7	0.38
6. Col. of New Jersey	20	1,859	8	0.39
7. New York U.	21	1,870	9	0.43
8. Texas-Dallas	22	1,981	10	0.45
9. Gordon	20	1,732	9	0.47
10. Western New Eng.	23	2,096	11	0.47
11. Hardin-Simmons	18	1,668	9	0.49
12. Wheaton (Mass.)	24	2,186	12	0.49
13. Ill. Wesleyan	19	1,781	10	0.51
14. Eastern Conn. St.	19	1,751	10	0.51
15. Puget Sound	21	1,920	11	0.52
16. Western Conn. St.	21	1,888	11	0.52
17. Lynchburg	22	2,053	12	0.53
18. Ithaca	21	1,985	12	0.54
19. St. Norbert	18	1,638	10	0.55
20. Misericordia	21	1,910	12	0.57
21. Oneonta St.	24	2,221	14	0.57
22. Carnegie Mellon	18	1,678	11	0.59
23. Union (N.Y.)	20	1,828	12	0.59
24. Wooster	20	1,920	13	0.61
25. Williams	17	1,580	11	0.63
26. Hobart	24	2,278	16	0.63
27. Rochester	20	1,825	13	0.64
28. Wash. & Lee	22	2,090	15	0.65
29. DePauw	18	1,672	12	0.65
30. Johns Hopkins	22	2,076	15	0.65

Shutout Percentage

Team	Games	Shutouts	Pct.
1. Ohio Wesleyan	24	20	0.83
2. Messiah	24	18	0.75
Col. of New Jersey	20	15	0.75
4. Ill. Wesleyan	19	14	0.74
5. Macalester	18	13	0.72
Webster	18	13	0.72
7. Trinity (Tex.)	23	16	0.70
8. Texas-Dallas	22	15	0.68
9. Augsburg	18	12	0.67
Hardin-Simmons	18	12	0.67
Western Conn. St.	21	14	0.67
12. Western New Eng.	23	15	0.65
13. St. Thomas (Minn.)	20	13	0.65
Union (N.Y.)	20	13	0.65
Gordon	20	13	0.65
16. Aurora	22	14	0.64
17. East. Mennonite	19	12	0.63
18. Oneonta St.	24	15	0.63
19. Albion	21	13	0.62
Montclair St.	21	13	0.62
Misericordia	21	13	0.62
Puget Sound	21	13	0.62
New York U.	21	13	0.62
Ithaca	21	13	0.62
25. DePauw	18	11	0.61
Sewanee	18	11	0.61
27. Wooster	20	12	0.60
28. Lynchburg	22	13	0.59
29. Wheaton (Mass.)	24	14	0.58
30. Denison	19	11	0.58
Willamette	19	11	0.58
Eastern Conn. St.	19	11	0.58
St. Benedict	19	11	0.58

Winning Percentage

Team	Won	Lost	Tied	Pct.
1. Ohio Wesleyan	24	0	0	1.000
2. Messiah	23	1	0	0.958
3. Wheaton (Mass.)	22	2	0	0.917
4. Trinity (Tex.)	21	2	0	0.913
5. Wis.-Stevens Point	18	1	2	0.905
Misericordia	19	2	0	0.905
7. Col. of New Jersey	17	1	2	0.900
8. Willamette	16	2	1	0.868
9. Aurora	19	3	0	0.864
10. Keene St.	20	3	1	0.854
Oneonta St.	20	3	1	0.854
12. Carroll (Wis.)	16	3	0	0.842
13. Wash. & Lee	17	2	3	0.841
Gordon	18	3	1	0.841
15. Puget Sound	17	3	1	0.833
St. Norbert	15	3	0	0.833
Webster	15	3	0	0.833
18. Luther	15	3	1	0.816
19. Wheaton (Ill.)	18	3	3	0.813
20. Western Conn. St.	17	4	0	0.810
21. Hardin-Simmons	14	3	1	0.806
Dallas	14	3	1	0.806
23. Frank. & Marsh.	15	3	2	0.800
24. Nazareth	17	4	1	0.795
Wis.-Eau Claire	17	4	1	0.795
26. Eastern Conn. St.	15	4	0	0.789
27. Loras	18	5	0	0.783
28. Bowdoin	12	3	1	0.781
29. Mississippi Col.	13	3	2	0.778
Sewanee	14	4	0	0.778

Women's Coaching Records

All-Division Coaching Records

Winningest Coaches All-Time by Percentage .. 242

Winningest Coaches All-Time by Victories 242

Division I Coaching Records

Winningest Active Coaches by Percentage 243

Winningest Active Coaches by Victories 243

Winningest Coaches All-Time by Percentage .. 244

Winningest Coaches All-Time by Victories 244

Division II Coaching Records

Winningest Active Coaches by Percentage 244

Winningest Active Coaches by Victories 245

Winningest Coaches All-Time by Percentage .. 245

Winningest Coaches All-Time by Victories 245

Division III Coaching Records

Winningest Active Coaches by Percentage 245

Winningest Active Coaches by Victories 245

Winningest Coaches All-Time by Percentage .. 246

Winningest Coaches All-Time by Victories 246



All-Division Coaching Records

Winningest Coaches All-Time

BY PERCENTAGE

(Minimum 10 years as a head coach at an NCAA school; includes all victories at a four-year institution.)

Coach, Teams	Yrs.	Won	Lost	Tied	Pct.
1. *Anson Dorrance (North Carolina, 1979-02)	24	532	25	15	.943
2. *Joe Russo (Col. of New Jersey, 1990-02)	13	239	21	17	.894
3. *Brian McManus (UC San Diego, 1987-02)	16	273	31	20	.873
4. *Chris Petrucelli (Notre Dame, 1990-98; Texas, 99-02)	13	224	49	13	.806
5. *Clive Charles (Portland, 1989-02)	14	226	52	13	.799
6. Mike Covone (Barry, 1984-94)	11	140	32	9	.798
7. *Jerry Smith (Santa Clara, 1987-02)	16	262	65	16	.787
8. *Len Tsantiris (Connecticut, 1981-02)	22	383	97	23	.784
9. Patrick Farmer (Ithaca, 1987-93; Penn St. 1994-00)	14	233	57	28	.777
9. Chris Malone (Cortland St., 1982-94)	13	195	44	34	.777
11. Mark Krikorian (Franklin Pierce, 1990-95; Hartford, 1996-00)	11	168	49	6	.767
12. Lisa Melendy (Williams, 1985-01)	17	195	54	20	.762
13. *Rich Ilsley (Adelphi, 1990-94, 96-02)	12	162	48	14	.754
13. *G. Guerrieri (Hardin-Simmons, 1988-89; Texas A&M, 1993-02)	12	187	59	6	.754
15. *Sheila Miech (Wis.-Stevens Point, 1987-02)	16	234	74	18	.745
16. *Aliceeann Wilber (William Smith, 1980-02)	23	304	95	28	.745
17. *Terry Gurnett (Rochester, 1977-02)	26	322	97	43	.744
18. Peter Tufts (Southern N.H., 1982-98)	17	224	73	16	.741
18. *Kurt Glaeser (Mary Washington, 1989-02)	14	192	60	22	.741
20. *Denise Lyons (Keene St., 1992-02)	11	164	55	11	.737
20. *Mike Stehlik (Gust. Adolphus, 1990-02)	13	161	52	17	.737
22. *John Cullen (Bowdoin, 1985-02)	17	187	65	18	.726
23. Fred Bright (Geneseo St., 1981-94)	14	177	62	17	.725
24. *Steve Spirk (Wilmington [Ohio], 1992-02)	11	151	55	8	.724
25. *Randy Waldrum (Tulsa, 1989-94; Baylor, 1996-98; Notre Dame [1999-02])	13	181	66	15	.719
26. Larry Gross (North Carolina St., 1984-93)	10	146	53	18	.714
27. *Pete Felske (Wheaton [Ill.], 1988-02)	15	191	74	15	.709
27. *Nancy Feldman (Lake Forest, 1988-89; Plymouth St., 1990-94; Boston U., 1995-02)	15	189	73	16	.709
29. *Jim Rudy (UCF, 1981-87; Massachusetts, 1988-02)	22	268	107	21	.703
30. *John Daly (William & Mary, 1987-02)	16	229	93	14	.702

Coach, Teams	Yrs.	Won	Lost	Tied	Pct.
30. Reid Estus (Lees-McRae, 1987-00)	14	199	82	8	.702
32. *Mike Cannon (Truman, 1993-02)	10	125	50	15	.697
33. Nick Cowell (Wooster, 1989-90; Trinity [Tex.], 1991-98; Baylor, 1999-02)	14	179	73	18	.696
34. *Michael Sabatelle (Emory, 1988-02)	15	185	73	32	.693
35. *John Carter (DePauw, 1990-02)	13	155	67	11	.689
35. *Jeff Hooker (Denver, 1992-02)	11	132	54	20	.689
35. *Gail Murphy (Southwestern [Tex.], 1993-96; Denison, 1997-02)	10	123	54	6	.689
38. Lauren Gregg (Virginia, 1986-95)	10	134	57	15	.687
39. Bill Barker (UCF, 1988-92; Georgia, 1995-99)	10	115	48	17	.686
39. *Brian Purcell (Presbyterian, 1989-02)	14	171	76	9	.686
41. *Greg Ryan (Wisconsin, 1986-93; Southern Methodist, 1996-98; Colorado Col., 1999-02)	15	185	81	18	.683
41. Gabe Mejail (Wheaton [Mass.], 1980-83; Merrimack, 1984-02)	23	299	131	29	.683
43. *Pete Kowall (Kalamazoo, 1990-91; Drew, 1992-93; Illinois St., 1997-02)	10	118	55	7	.675
44. *Doug Mello (Siena Heights, 1986-88; Southwest [N.M.], 1989; Luther, 1990-02)	17	225	103	23	.674
45. *Jim Regan (Wheeling Jesuit, 1989-02)	14	196	93	8	.673
46. Hank Leung (George Mason, 1982-91)	10	126	58	19	.667
46. *Amy Reifert (Chicago, 1991-02)	12	139	64	21	.667
48. *Joe Bochicchio (Scranton, 1984-02)	19	246	119	25	.663
49. *Betsy Duersken (Seattle Pacific, 1991-93; Montana, 1994-02)	12	153	78	7	.658
50. Ken Hudson (Mo.-St. Louis, 1981-96)	16	192	96	23	.654

*Active coach.

BY VICTORIES

(Minimum 10 years as a head coach at an NCAA school; includes all victories at a four-year institution.)

Coach, Teams	Yrs.	Won	Lost	Tied	Pct.
1. *Anson Dorrance (North Carolina, 1979-02)	24	532	25	15	.943
2. *Len Tsantiris (Connecticut, 1981-02)	22	383	97	23	.784
3. *Terry Gurnett (Rochester, 1977-02)	26	322	97	43	.744
4. *Aliceeann Wilber (William Smith, 1980-02)	23	304	95	28	.745
5. *Gabe Mejail (Wheaton [Mass.], 1980-83; Merrimack, 1984-02)	23	299	131	29	.683
6. *Brian McManus (UC San Diego, 1987-02)	16	273	31	20	.873
7. *Jim Rudy (UCF, 1981-87; Massachusetts, 1988-02)	22	268	107	21	.703
8. *Jerry Smith (Santa Clara, 1987-02)	16	262	65	16	.787
9. *Joe Bochicchio (Scranton, 1984-02)	19	246	119	25	.663
10. *Peter Albright (Johnson St., 1981-95; Virginia, 1996-02)	22	245	136	22	.633
11. *David Lombardo (Keene St., 1981-87; James Madison, 1990-02)	20	243	135	22	.635
12. *Joe Russo (Col. of New Jersey, 1990-02)	13	239	21	17	.894
13. *Dan Blank (St. Mary's [Minn.], 1982-02)	21	236	124	25	.645
13. *Peter Reynaud (Sonoma St., 1981-84, 1987-94; California, 1986; Fresno St., 1995-2000; Long Beach St., 2001-02)	21	236	136	30	.624
15. *Sheila Miech (Wis.-Stevens Point, 1987-02)	16	234	74	18	.745
16. Patrick Farmer (Ithaca, 1987-93; Penn St. 1994-00)	14	233	57	28	.777
17. *Meridy Glenn (Cincinnati, 1983-02)	20	230	127	27	.634
18. *John Daly (William & Mary, 1987-02)	16	229	93	14	.702
19. *Phil Pincince (Brown, 1977-02)	26	228	160	28	.582
20. *Clive Charles (Portland, 1989-02)	14	226	52	13	.799
21. *Doug Mello (Siena Heights, 1986-88; Southwest [N.M.], 1989; Luther, 1990-02)	17	225	103	23	.674
22. *Chris Petrucelli (Notre Dame, 1990-98; Texas, 99-02)	13	224	49	13	.806
22. Peter Tufts (Southern N.H., 1982-98)	17	224	73	16	.741
24. *Marine Cano (Cal St. Dom. Hills, 1984-93; UC Irvine, 1994-02)	19	217	118	31	.635
24. *Alan Kirkup (Southern Methodist, 1986-95; Maryland, 1996-98; Arkansas, 1999-02)	17	217	127	17	.625
26. *Joe Pereira (Methodist, 1984-94; Old Dominion, 1995-02)	19	212	134	21	.606
27. *Gene Ventriglia (Army, 1986-02)	17	210	114	16	.641
28. Reid Estus (Lees-McRae, 1987-00)	14	199	82	8	.702
29. *Don Staley (Radford, 1985-93; Alabama, 1994-02)	18	198	141	16	.580
30. *Jim Regan (Wheeling Jesuit, 1989-02)	14	196	93	8	.673
31. Chris Malone (Cortland St., 1982-94)	13	195	44	34	.777
31. Lisa Melendy (Williams, 1985-01)	17	195	54	20	.762
33. *Dang Pibulvech (Colorado Col., 1983-90; Washington, 1991-93; Texas, 1994-98; Nevada, 2000-02)	19	193	141	23	.573
34. *Kurt Glaeser (Mary Washington, 1989-02)	14	192	60	22	.741
34. Ken Hudson (Mo.-St. Louis, 1981-96)	16	192	96	23	.654
36. *Pete Felske (Wheaton [Ill.], 1988-02)	15	191	74	15	.709
36. James Babyak (Smith, 1979-96)	18	191	124	19	.600



Clive Charles leads both the men's and women's teams at Portland and is on both the men's and women's winningest Coaches All-Time list. In 2003, the Pilots won the Women's College Cup, adding another accomplishment to Charles' resume.

Coach, Teams	Yrs.	Won	Lost	Tied	Pct.
38. *Nancy Feldman (Lake Forest, 1988-89; Plymouth St., 1990-94; Boston U., 1995-02)	15	189	73	16	.709
39. Bob Russ (Cal St. Chico, 1983-00)	18	188	123	34	.594
40. *G. Guerrieri (Hardin-Simmons, 1988-89; Texas A&M, 1993-02)	12	187	59	6	.754
40. *John Cullen (Bowdoin, 1985-02)	17	187	65	18	.726
41. *Greg Ryan (Wisconsin, 1986-93; Southern Methodist, 1996-98; Colorado Col., 1999-02)	15	185	81	18	.683
43. *John Carter (Vermont, 1979-94; DePauw, 2000-02)	19	182	107	21	.621
44. *Randy Waldrum (Tulsa, 1989-94; Baylor, 1996-98; Notre Dame 1999-02)	13	181	66	15	.719
45. Nick Cowell (Wooster, 1989-90; Trinity (Tex.), 1991-98; Baylor, 1999-02)	14	179	73	18	.696
46. Fred Bright (Geneseo St., 1981-94)	14	177	62	17	.725
47. *Bill Hempen (Duke, 1988-00; Colorado, 2001-02)	15	175	119	20	.589
48. *Brian Purcell (Presbyterian, 1989-02)	14	171	76	9	.686
49. Mark Krikorian (Franklin Pierce, 1990-95; Hartford, 1996-00)	11	168	49	6	.767
49. *Christine Rizzieri (Plymouth St., 1980-82; Le Moyne, 1983-97; Fla. Southern, 1998-02)	24	168	212	10	.444

*Active coach.

Division I Coaching Records

Winningest Active Coaches

BY PERCENTAGE

(Minimum five years as a Division I head coach; includes all victories as coach at a four-year institution.)

Coach, Team	Yrs.	Won	Lost	Tied	Pct.
1. Anson Dorrance, North Carolina	24	532	25	15	.943
2. John Walker, Nebraska	9	159	35	7	.808
3. Chris Petrucelli, Texas	13	224	49	13	.806
4. Clive Charles, Portland	14	226	52	13	.799
5. Becky Burleigh, Florida	13	232	58	12	.788
6. Jerry Smith, Santa Clara	16	262	65	16	.787
7. Len Tsantiris, Connecticut	22	383	97	23	.784
8. Jennifer Rockwood, Brigham Young	8	142	39	3	.780
9. G. Guerrieri, Texas A&M	12	187	59	6	.754
10. Andy Nelson, Stanford	9	130	41	12	.743
11. Markus Roeders, Marquette	7	110	37	13	.728
12. Randy Waldrum, Notre Dame	13	181	66	15	.719
13. Mike Tucker, Dayton	8	120	47	3	.715
14. Nancy Feldman, Boston U.	15	189	73	16	.709
15. Jim Rudy, Massachusetts	22	268	107	21	.703
16. John Daly, William & Mary	16	229	93	14	.702
17. Ben Popoola, Appalachian St.	14	229	95	14	.698
17. John Hedlund, North Texas	8	104	43	7	.698
19. Mike Johnson, Jacksonville	5	69	29	4	.696
20. Jillian Ellis, UCLA	5	71	31	2	.692
21. Jeff Hooker, Denver	11	132	54	20	.689
22. Greg Ryan, Colorado Col.	15	185	81	18	.683
23. Tim Champion, St. Louis	10	138	61	17	.678
24. Pete Kowall, Illinois St.	10	118	55	7	.675
25. Nikki Izzo-Brown, West Virginia	8	102	47	9	.674
26. Ray Leone, Arizona St.	12	154	73	16	.667
27. Tim Ward, Pepperdine	5	61	28	11	.665
28. Betsy Duerksen, Montana	12	153	78	7	.658
29. Bobby Kramig, Miami (Ohio)	7	89	45	7	.656
30. Kevin Boyd, California	6	78	40	6	.653
31. George Van Linder, Baylor	7	93	48	9	.650
31. Julie Shackford, Princeton	12	129	67	11	.650
33. Alex Crozier, Cal Poly	11	136	70	15	.649
34. Michael Moynihan, Wis.-Milwaukee	6	71	35	16	.648
35. Kathy Brawn, Colgate	12	143	74	18	.647
36. Sue Montagne Patberg, Georgia	10	129	68	13	.645
37. Gene Ventriglia, Army	17	210	114	16	.641
38. Tim Wheaton, Harvard	16	153	83	20	.637
39. Joe Mallia, Loyola (Md.)	5	59	32	8	.636
40. Marine Cano, UC Irvine	19	217	118	31	.635
40. Amanda Cromwell, UCF	6	76	43	3	.635
40. David Lombardo, James Madison	20	243	135	22	.635
43. Meridy Glenn, Cincinnati	20	230	127	27	.634
44. Peter Albright, Richmond	22	245	136	29	.633
44. Jed Jones, Centenary (La.)	6	67	38	4	.633
46. Debbie Rademacher, Michigan	11	137	77	16	.630
46. Steve Swanson, Virginia	13	145	82	16	.630
46. Brian Lee, Furman	9	115	66	8	.630
49. Kyle Cussen, Oral Roberts	5	61	35	6	.627
50. Alan Kirkup, Arkansas	17	217	127	17	.625

(Minimum five years as a four-year college head coach but less than five years at the Division I level; number of years at Division I level in parentheses.)

Coach, Team	Yrs.	Won	Lost	Tied	Pct.
1. Brian Dooley, Fla. Atlantic (4)	8	100	37	6	.720
2. Nick O'Shea, Oakland (4)	9	113	44	7	.710
3. Greg Stone, Tennessee Tech (4)	15	184	75	7	.705
4. Jeff Leightman, Binghamton (1)	5	59	26	7	.679
5. Rob Donnenwirth, East Carolina (4)	9	104	52	17	.650
6. Brad Evans, Toledo (2)	7	81	44	5	.642
7. Mike Varga, South Ala. (4)	9	108	58	12	.640
8. George Fotopoulos, LSU (3)	5	54	33	7	.612
9. Kevin Dempsey, Col. of Charleston (2)	9	95	66	11	.584
10. Dave Clarke, Quinnipiac (4)	6	62	44	5	.581

BY VICTORIES

(Minimum five years as a Division I head coach; includes all victories as coach at a four-year institution.)

Coach, Team	Yrs.	Won	Lost	Tied	Pct.
1. Anson Dorrance, North Carolina	24	532	25	15	.943
2. Len Tsantiris, Connecticut	22	383	97	23	.784
3. Jim Rudy, Massachusetts	22	268	107	21	.703
4. Jerry Smith, Santa Clara	16	262	65	16	.787
5. Peter Albright, Richmond	22	245	136	29	.633
6. David Lombardo, James Madison	20	243	135	22	.635
7. Peter Reynaud, Long Beach St.	21	236	136	30	.624
8. Becky Burleigh, Florida	13	232	58	12	.788
9. Meridy Glenn, Cincinnati	20	230	127	27	.634
10. John Daly, William & Mary	16	229	93	14	.702
10. Ben Popoola, Appalachian St.	14	229	95	14	.698
12. Phil Pincine, Brown	26	228	160	28	.582
13. Clive Charles, Portland	14	226	52	13	.799
14. Chris Petrucelli, Texas	13	224	49	13	.806
15. Marine Cano, UC Irvine	19	217	118	31	.635
15. Alan Kirkup, Arkansas	17	217	127	17	.625
17. Joe Pereira, Old Dominion	19	212	134	21	.606
18. Gene Ventriglia, Army	17	210	114	16	.641
19. Don Staley, Alabama	18	198	141	16	.580
20. Dang Pibulvech, Nevada	19	193	141	23	.573
21. Nancy Feldman, Boston U.	15	189	73	16	.709
22. G. Guerrieri, Texas A&M	12	187	59	6	.754
23. Greg Ryan, Colorado Col.	15	185	81	18	.683
24. Randy Waldrum, Notre Dame	13	181	66	15	.719
25. Bill Hempen, Colorado	15	175	119	20	.589
26. John Walker, Nebraska	9	159	35	7	.808
27. Ray Leone, Arizona St.	12	154	73	16	.667
28. Betsy Duerksen, Montana	12	153	78	7	.658
28. Tim Wheaton, Harvard	16	153	83	20	.637
30. Everton Edwards, Florida Int'l.	18	147	137	26	.516
31. Steve Swanson, Virginia	13	145	82	16	.630
32. Kathy Brawn, Colgate	12	143	74	18	.647
33. Jennifer Rockwood, Brigham Young	8	142	39	3	.780
34. Patrick Baker, Florida St.	14	140	108	18	.560
35. Tim Champion, St. Louis	10	138	61	17	.678
35. Steve Ballard, Eastern Ill.	13	138	98	7	.582
37. Debbie Rademacher, Michigan	11	137	77	16	.630
37. Rob Brewer, Southwest Mo. St.	12	137	94	11	.589
39. Alex Crozier, Cal Poly	11	136	70	15	.649
40. Dave Rubinson, TCU	17	135	169	20	.448
41. Lesle Gallimore, Washington	13	134	92	19	.586
42. Warren Lipka, Kentucky	11	133	86	10	.603
42. Sue Ryan, Stony Brook	18	133	171	25	.442
44. Jeff Hooker, Denver	11	132	54	20	.689
45. Jac Cicala, George Mason	11	130	87	16	.592
46. Julie Shackford, Princeton	12	129	67	11	.650
46. Sue Montagne Patberg, Georgia	10	129	68	13	.645
48. Scott Grzenda, Delaware	13	128	100	12	.558
48. Gregg Murphy, Loyola Marymount	13	128	102	15	.553
50. Mike Tucker, Dayton	8	120	47	3	.715

(Minimum five years as a four-year college head coach but less than five years at the Division I level; number of years at Division I level in parentheses.)

Coach, Team	Yrs.	Won	Lost	Tied	Pct.
1. Greg Stone, Tennessee Tech (4)	15	184	75	7	.705
2. Jimmy Mitchell, Northwestern St. (4)	12	115	88	12	.563
3. Nick O'Shea, Oakland (4)	9	113	44	7	.710
4. Matt Clark, Southern Miss. (3)	11	110	83	8	.567
5. Mike Varga, South Ala. (4)	9	108	58	12	.640
6. Rob Donnenwirth, East Carolina (4)	9	104	52	17	.650
7. Brian Dooley, Fla. Atlantic (4)	8	100	37	6	.720
8. Kevin Dempsey, Col. of Charleston (2)	9	95	66	11	.584
9. Brad Evans, Toledo (2)	7	81	44	5	.642
10. J.D. Kyzer, Chattanooga (3)	8	78	60	7	.562

Winningest Coaches All-Time

BY PERCENTAGE

(Minimum 10 years as a head coach at an NCAA Division I school; includes all victories as coach at a four-year institution.)

Coach, Team	Yrs.	Won	Lost	Tied	Pct.
1. *Anson Dorrance (North Carolina, 1979-02)	24	532	25	15	.943
2. *Chris Petrucelli (Notre Dame, 1990-98; Texas, 99-02)	13	224	49	13	.806
3. *Clive Charles (Portland, 1989-02)	14	226	52	13	.799
4. *Jerry Smith (Santa Clara, 1987-02)	16	262	65	16	.787
5. *Len Tsantiris (Connecticut, 1981-02)	22	383	97	23	.784
6. *G. Guerrieri (Hardin-Simmons, 1988-89; Texas A&M, 1993-02)	12	187	59	6	.754
7. *Randy Waldrum (Tulsa, 1989-94; Baylor, 1996-98; Notre Dame 1999-02)	13	181	66	15	.719
8. Larry Gross (North Carolina St., 1984-93)	10	146	53	18	.714
9. *Jim Rudy (UCF, 1981-87; Massachusetts, 1988-02)	22	268	107	21	.703
10. *John Daly (William & Mary, 1987-02)	16	229	93	14	.702
11. Lauren Gregg (Virginia, 1986-95)	10	134	57	15	.687
12. Bill Barker (UCF, 1988-92; Georgia, 1995-99)	10	115	48	17	.686
13. *Greg Ryan (Wisconsin, 1986-93; Southern Methodist, 1996-98; Colorado Col., 1999-02)	15	185	81	18	.683
14. Hank Leung (George Mason, 1982-91)	10	126	58	19	.667
15. Ken McDonald (Vanderbilt, 1989-98)	10	126	67	3	.651
16. *Kathy Brawn (Colgate, 1991-02)	12	143	74	18	.647
17. *Sue Montagne Patberg (Minnesota, 1993-99; Georgia, 2000-02)	10	129	68	13	.645
18. *Gene Ventriglia (Army, 1986-02)	17	210	114	16	.641
19. *Tim Wheaton (Harvard, 1987-02)	16	153	83	20	.637
20. *David Lombardo (Keene St., 1981-87; James Madison, 1990-02)	20	243	135	22	.635
20. Jack Poland (UNC Greensboro, 1988-00)	13	163	92	8	.635
22. *Meridy Glenn (Cincinnati, 1983-02)	20	230	127	27	.634
23. *Steve Swanson (Dartmouth, 1990-95; Stanford, 1996-99; Virginia, 2000-02)	13	145	82	16	.630
23. *Debbie Rademacher (Fairfield, 1992-93; Michigan, 1994-02)	11	137	77	16	.630
25. *Alan Kirkup (Southern Methodist, 1986-95; Maryland, 1996-98; Arkansas, 1999-02)	17	217	127	17	.625
26. *John Carter (Vermont, 1979-94; DePauw, 2000-02)	19	182	107	21	.621
27. *Carin Gabarra (Westmont, 1987; Navy, 1993-02)	11	119	71	13	.618
28. *Chuck Clegg (San Diego St., 1989, 1994-02)	10	115	71	6	.615
29. Austin Daniels (Hartford, 1989-95; Colorado, 1996-00)	12	139	88	11	.607
30. April Heinrichs (Princeton, 1990; Maryland, 1991-95; Virginia, 1996-99)	10	116	73	15	.605
31. *Ron Quinn (Xavier, 1993-02)	10	117	75	10	.604
32. *Warren Lipka (Kentucky, 1992-02)	11	133	86	10	.603
33. *Tom Norton (Ga. Southern, 1993-02)	10	111	75	6	.594
34. *Jac Cicala (George Mason, 1992-02)	11	130	87	16	.592
35. *Bill Hempten (Duke, 1988-00; Colorado, 2001-02)	15	175	119	20	.589

*Active coach.

BY VICTORIES

(Minimum 10 years as a head coach at an NCAA Division I school; includes all victories as coach at a four-year institution.)

Coach, Team	Yrs.	Won	Lost	Tied	Pct.
1. *Anson Dorrance (North Carolina, 1979-02)	24	532	25	15	.943
2. *Len Tsantiris (Connecticut, 1981-02)	22	383	97	23	.784
3. *Jim Rudy (UCF, 1981-87; Massachusetts, 1988-02)	22	268	107	21	.703
4. *Jerry Smith (Santa Clara, 1987-02)	16	262	65	16	.787
5. *David Lombardo (Keene St., 1981-87; James Madison, 1990-02)	20	243	135	22	.635
6. *Meridy Glenn (Cincinnati, 1983-02)	20	230	127	27	.634
7. *John Daly (William & Mary, 1987-02)	16	229	93	14	.702
8. *Phil Pincince (Brown, 1977-02)	26	228	160	28	.582
9. *Clive Charles (Portland, 1989-02)	14	226	52	13	.799
10. *Chris Petrucelli (Notre Dame, 1990-98; Texas, 99-02)	13	224	49	13	.806
11. *Alan Kirkup (Southern Methodist, 1986-95; Maryland, 1996-98; Arkansas, 1999-02)	17	217	127	17	.625
12. *Gene Ventriglia (Army, 1986-02)	17	210	114	16	.641
13. *Don Staley (Radford, 1985-93; Alabama, 1994-02)	18	198	141	16	.580
14. *Dang Pibulvech (Colorado Col., 1983-90; Washington, 1991-93; Texas, 1994-98; Nevada, 2000-02)	19	193	141	23	.573
15. *G. Guerrieri (Hardin-Simmons, 1988-89; Texas A&M, 1993-02)	12	187	59	6	.754

Coach, Team	Yrs.	Won	Lost	Tied	Pct.
16. *Greg Ryan (Wisconsin, 1986-93; Southern Methodist, 1996-98; Colorado Col., 1999-02)	15	185	81	18	.683
17. *John Carter (Vermont, 1979-94; DePauw, 2000-02)	19	182	107	21	.621
18. *Randy Waldrum (Tulsa, 1989-94; Baylor, 1996-98; Notre Dame 1999-02)	13	181	66	15	.719
19. *Bill Hempten (Duke, 1988-00; Colorado, 2001-02)	15	175	119	20	.589
20. Charlie Duccilli (Rutgers, 1984-99)	16	167	114	26	.586
21. Jack Poland (UNC Greensboro, 1988-00)	13	163	92	8	.635
22. Jean Paul Verhees (Westmont, 1983-86; California, 1987-88; San Francisco, 1991-00)	16	160	127	18	.554
23. *Tim Wheaton (Harvard, 1987-02)	16	153	83	20	.637
24. *Everton Edwards (Florida Int'l, 1985-02)	18	147	137	26	.516
25. Larry Gross (North Carolina St., 1984-93)	10	146	53	18	.714
26. *Steve Swanson (Dartmouth, 1990-95; Stanford, 1996-99; Virginia, 2000-02)	13	145	82	16	.630
27. *Kathy Brawn (Colgate, 1991-02)	12	143	74	18	.647
27. Randy Farris (St. Mary's (Cal.), 1982-97)	16	143	155	26	.481
29. Austin Daniels (Hartford, 1989-95; Colorado, 1996-00)	12	139	88	11	.607
30. *Debbie Rademacher (Fairfield, 1992-93; Michigan, 1994-02)	11	137	77	16	.630
31. Randy May (Cornell, 1982-99)	18	136	119	27	.530
32. *Dave Rubinson (TCU, 1986-02)	17	135	169	20	.448
33. Lauren Gregg (Virginia, 1986-95)	10	134	57	15	.687
33. Lesle Gallimore (San Diego St., 1990-93; Washington, 1994-02)	13	134	92	19	.586
35. *Warren Lipka (Kentucky, 1992-02)	11	133	86	10	.603

*Active coach.

Division II Coaching Records

Winningest Active Coaches

BY PERCENTAGE

(Minimum five years as a head coach; includes all victories at a four-year institution.)

Coach, Team	Yrs.	Won	Lost	Tied	Pct.
1. Jeff Bailey, Franklin Pierce	7	138	8	4	.933
2. Bob Sheehan, Northern Ky.	6	108	22	7	.814
3. Gareth O'Sullivan, Christian Bros.	5	84	19	2	.810
4. Mike Cook, Central Okla.	10	168	48	2	.775
5. John Melody, Mercyhurst	6	85	23	8	.767
6. Sandy Dickson, Bloomsburg	5	75	21	8	.760
7. Rich Ilsey, Adelphi	12	162	48	14	.754
8. Murray Hartzler, Francis Marion	8	109	35	4	.750
9. Tina Patterson, Incarnate Word	10	135	45	9	.738
10. Luke Oberkirch, Sonoma St.	8	113	37	14	.732
11. Butch Lauffer, West Texas A&M	7	94	33	5	.731
12. Mike Joy, Tusculum	11	172	61	12	.727
13. Todd Dyer, Longwood	9	114	46	7	.704
14. J. B. Belzer, Regis (Colo.)	7	97	39	7	.703
15. Rocky Orezzoli, Lynn	5	57	23	4	.702
16. Mike Cannon, Truman	10	125	50	15	.697
16. Ali Omar, Winona St.	8	99	41	7	.697
18. Bill Elliott, West Fla.	10	129	56	6	.691
19. Brian Purcell, Presbyterian	14	171	76	9	.686
20. Gabe Mejail, Merrimack	23	299	131	29	.683
21. Neil Piper, Tex. A&M-Commerce	5	61	27	6	.681
22. Mike Munch, North Fla.	8	100	45	10	.677
23. Jim Regan, Wheeling Jesuit	14	196	93	8	.673
24. Jim O'Brien, Southern Conn. St.	7	81	42	6	.651
25. Brian Kobesmeier, SIU-Edwardsville	14	153	77	25	.649
26. Jeff Trimble, Midwestern St.	5	62	33	6	.644
27. Chris Miskek, Minn. St. Mankato	7	81	46	3	.635
28. Steve Kehm, Northern St.	5	59	34	6	.626
29. Matt Townsend, North Dakota St.	5	55	32	6	.624
30. Jim Buchan, Mesa St.	7	82	49	4	.622
31. MaryClaire Robinson, UC Davis	11	118	72	15	.612
32. Greg Cane, Minn.-Duluth	13	121	75	12	.611
32. Noreen Herlihy, Slippery Rock	8	86	54	4	.611
34. Troy Fabiano, Wis.-Parkside	6	59	38	6	.602
35. Derek Arneaud, East Stroudsburg	8	83	62	6	.570
36. Laurie Darling Guthel, Saint Rose	7	70	55	2	.559
37. Simon Tobin, Cal St. Bakersfield	7	69	56	13	.547
38. Beth Goetz, Mo.-St. Louis	6	62	53	4	.538
39. Totty Totty, Clayton St.	5	44	38	8	.533
40. Bill Postiglione, Quincy	20	164	145	19	.529

BY VICTORIES

(Minimum five years as a head coach; includes all victories at a four-year institution.)

Coach, Team	Yrs.	Won	Lost	Tied	Pct.
1. Gabe Mejail, Merrimack.....	23	299	131	29	.683
2. Jim Regan, Wheeling Jesuit.....	14	196	93	8	.673
3. Mike Joy, Tusculum.....	11	172	61	12	.727
4. Brian Purcell, Presbyterian.....	14	171	76	9	.686
5. Mike Cook, Central Okla.....	10	168	48	2	.775
5. Christine Rizzieri, Fla. Southern.....	24	168	212	10	.444
7. Bill Postiglione, Quincy.....	20	164	145	19	.529
8. Rich Ilsey, Adelphi.....	12	162	48	14	.754
9. Brian Korbesmeyer, SIU-Edwardsville.....	14	153	77	25	.649
10. Jack Hyde, San Fran. St.....	21	140	194	48	.429
11. Jeff Bailey, Franklin Pierce.....	7	138	8	4	.933
12. Tina Patterson, Incarnate Word.....	10	135	45	9	.738
13. Bill Elliott, West Fla.....	10	129	56	6	.691
14. Mike Cannon, Truman.....	10	125	50	15	.697
15. Greg Cane, Minn.-Duluth.....	13	121	75	12	.611
16. MaryClaire Robinson, UC Davis.....	11	118	72	15	.612
17. Todd Dyer, Longwood.....	9	114	46	7	.704
18. Luke Oberkirch, Sonoma St.....	8	113	37	14	.732
19. Murray Hartzler, Francis Marion.....	8	109	35	4	.750
20. Bob Sheehan, Northern Ky.....	6	108	22	7	.814
21. Roy Stanley, Southern Colo.....	14	106	130	12	.452
22. Mike Munch, North Fla.....	8	100	45	10	.677
23. Ali Omar, Winona St.....	8	99	41	7	.697
24. Mike Crowe, Lewis.....	12	98	100	16	.495
24. Dennis Laskey, Calif. (Pa.).....	13	98	136	14	.423
26. J. B. Belzer, Regis (Colo.).....	7	97	39	7	.703
26. Bill Wilkins, Southern Ind.....	12	97	103	13	.486
28. Butch Lauffer, West Tex. A&M.....	7	94	33	5	.731
29. Noreen Herlihy, Slippery Rock.....	8	86	54	4	.611
30. John Melody, Mercyhurst.....	6	85	23	8	.767
31. Gareth O'Sullivan, Christian Bros.....	5	84	19	2	.810
32. Derek Arneaud, East Stroudsburg.....	8	83	62	6	.570
32. Tom Brown, Angelo St.....	10	83	77	14	.517
34. Jim Buchan, Mesa St.....	7	82	49	4	.622
34. Joann Wolf, Northwest Mo. St.....	13	82	136	3	.378
36. Jim O'Brien, Southern Conn. St.....	7	81	42	6	.651
36. Al Iantorno, Central Mo. St.....	9	81	74	3	.522
36. Chris Johnson, Indianapolis.....	9	81	79	2	.506
39. Sandy Dickson, Bloomsburg.....	5	75	21	8	.760
40. Laurie Darling Gutheil, Saint Rose.....	7	70	55	2	.559

Winningest Coaches All-Time

BY PERCENTAGE

(Minimum 10 years as a head coach at an NCAA Division II school; includes all victories as coach at a four-year institution.)

Coach, Teams	Yrs.	Won	Lost	Tied	Pct.
1. Mike Covone (Barry, 1984-94).....	11	140	32	9	.798
2. *Rich Ilsey (Adelphi, 1990-94, 96-02).....	12	162	48	14	.754
3. Peter Tufts (Southern N.H., 1982-98).....	17	224	73	16	.741
4. *Mike Cannon (Truman, 1993-02).....	10	125	50	15	.697
5. *Brian Purcell (Presbyterian, 1989-02).....	14	171	76	9	.686
6. *Gabe Mejail (Wheaton (Mass.), 1979-82; Merrimack, 1984-02).....	23	299	131	29	.683
7. *Jim Regan (Wheeling Jesuit, 1989-02).....	14	196	93	8	.673
8. Ken Hudson (Mo.-St. Louis, 1981-96).....	16	192	96	23	.654
9. *Brian Korbesmeyer (SIU-Edwardsville, 1989-02).....	14	153	77	25	.649
10. *Marine Cano (Cal St. Dom. Hills, 1984-93; UC Irvine, 1994-02).....	19	217	118	31	.635
11. Jose Gomes (Stonehill, 1991-01).....	11	125	75	19	.614
12. *MaryClaire Robinson (UC Davis, 1992-02).....	11	118	72	15	.612
13. Bob Russ (Cal St. Chico, 1983-00).....	18	188	123	34	.594
14. Ed Montojo (Metro St., 1985-00).....	16	163	109	22	.592
15. *Bill Postiglione (Quincy, 1983-02).....	20	164	145	19	.529

*Active coach.

BY VICTORIES

(Minimum 10 years as a head coach at an NCAA Division II school; includes all victories as coach at a four-year institution.)

Coach, Teams	Yrs.	Won	Lost	Tied	Pct.
1. *Gabe Mejail (Wheaton (Mass.), 1979-82; Merrimack, 84-02).....	23	299	131	29	.683
2. Peter Tufts (Southern N.H., 1982-98).....	17	224	73	16	.741
3. *Marine Cano (Cal St. Dom. Hills, 1984-93; UC Irvine, 94-02).....	19	217	118	31	.635
4. *Jim Regan (Wheeling Jesuit, 1989-02).....	14	196	93	8	.673
5. Ken Hudson (Mo.-St. Louis, 1981-96).....	16	192	96	23	.654
6. Bob Russ (Cal St. Chico, 1983-00).....	18	188	123	34	.594
7. *Brian Purcell (Presbyterian, 1989-02).....	14	171	76	9	.686

Coach, Teams	Yrs.	Won	Lost	Tied	Pct.
8. *Christine Rizzieri (Plymouth St., 1980-83; Le Moyne, 1983-97; Fla. Southern, 1998-02).....	24	168	212	10	.444
9. *Bill Postiglione (Quincy, 1983-02).....	20	164	145	19	.529
10. Ed Montojo (Metro St., 1985-00).....	16	163	109	22	.592
11. *Rich Ilsey (Adelphi, 1990-94, 96-02).....	12	162	48	14	.754
12. *Brian Korbesmeyer (SIU-Edwardsville, 1989-02).....	14	153	77	25	.649
13. Mike Covone (Barry, 1984-94).....	11	140	32	9	.798
13. *Jack Hyde (San Fran. St., 1982-02).....	21	140	194	48	.429
15. *Mike Cannon (Truman, 1993-02).....	10	125	50	15	.697

*Active coach.

Division III Coaching Records

Winningest Active Coaches

BY PERCENTAGE

(Minimum five years as a head coach; includes all victories as coach at a four-year institution.)

Coach, Team	Yrs.	Won	Lost	Tied	Pct.
1. Joe Russo, Col. of New Jersey.....	13	239	21	17	.894
2. Bob Barnes, Ohio Wesleyan.....	6	110	17	1	.863
3. Luis Reis, Wheaton (Mass.).....	6	111	20	2	.842
4. Joe Mingachos, Western Conn. St.....	6	103	19	6	.828
5. Aldo Nardiello, Rensselaer.....	5	65	21	3	.747
6. Bill Kelly, St. Benedict.....	7	89	26	13	.746
7. Aliceann Wilber, Hobart.....	23	304	95	28	.745
7. Sheila Miech, Wis.-Stevens Point.....	16	234	74	18	.745
9. Terry Gurnett, Rochester.....	26	322	97	43	.744
10. Kurt Glaeser, Mary Washington.....	14	192	60	22	.741
11. Denise Lyons, Keene St.....	11	164	55	11	.737
11. Mike Stehlik, Gust. Adolphus.....	13	161	52	17	.737
13. Keith Woods, Wm. Paterson.....	6	82	28	6	.733
14. John Cullen, Bowdoin.....	18	199	68	19	.729
15. Todd Olsen, Lynchburg.....	9	137	48	13	.725
16. Steve Spirk, Wilmington (Ohio).....	11	151	55	8	.724
16. Kanute Drugan, Aurora.....	6	86	31	6	.724
18. Pete Felske, Wheaton (Ill.).....	15	191	74	15	.709
19. Neil Cunningham, Wash. & Lee.....	8	90	36	8	.701
20. Aziz Haffar, Simpson.....	7	99	42	5	.695
21. Michael Sabatelle, Emory.....	15	185	73	32	.693
22. John Carter, DePauw.....	13	155	67	11	.689
22. Gail Murphy, Denison.....	10	123	54	6	.689
24. Sean Yengo, Wis.-Eau Claire.....	6	80	34	9	.687
25. Tim Alexander, Edgewood.....	10	137	61	9	.684
26. Barry Dohner, Elizabethtown.....	9	126	56	11	.681
27. Steve Domin, Carthage.....	8	103	47	8	.677
28. Doug Mello, Luther.....	17	225	103	23	.674
29. Stefani Papageorge Webb, Dallas.....	6	70	33	4	.673
30. Paul Lester, UC Santa Cruz.....	6	79	37	6	.672
31. Steve O'Day, Frank. & Marsh.....	6	73	35	4	.670
32. Amy Reifert, Chicago.....	12	139	64	21	.667
32. Randy Hanson, Puget Sound.....	8	96	44	16	.667
34. Phil Nielsen, Smith.....	5	59	29	3	.665
35. Joe Bochicchio, Scranton.....	19	246	119	25	.663
36. Bob Leib, Me.-Farmington.....	7	66	32	7	.662
37. Ron Dias, Western New Eng.....	9	122	62	4	.660
38. Leslie Benintend, Muhlenberg.....	8	99	49	9	.659
39. Dan Perritano, Penn St.-Behrend.....	8	97	50	10	.650
40. David Brown, Wooster.....	12	142	74	14	.648
40. Heather Benning, Grinnell.....	5	50	26	5	.648

BY VICTORIES

(Minimum five years as a head coach; includes all victories as coach at a four-year institution.)

Coach, Team	Yrs.	Won	Lost	Tied	Pct.
1. Terry Gurnett, Rochester.....	26	322	97	43	.744
2. Aliceann Wilber, Hobart.....	23	304	95	28	.745
3. Joe Bochicchio, Scranton.....	19	246	119	25	.663
4. Joe Russo, Col. of New Jersey.....	13	239	21	17	.894
5. Dan Blank, St. Mary's (Minn.).....	21	236	124	25	.645
6. Sheila Miech, Wis.-Stevens Point.....	16	234	74	18	.745
7. Doug Mello, Luther.....	17	225	103	23	.674
8. John Cullen, Bowdoin.....	18	199	68	19	.729
9. Kurt Glaeser, Mary Washington.....	14	192	60	22	.741
10. Pete Felske, Wheaton (Ill.).....	15	191	74	15	.709
11. Michael Sabatelle, Emory.....	15	185	73	32	.693
12. Denise Lyons, Keene St.....	11	164	55	11	.737
13. Mike Stehlik, Gust. Adolphus.....	13	161	52	17	.737

Coach, Team	Yrs.	Won	Lost	Tied	Pct.
14. Tracey Ranieri, Oneonta St.....	13	156	87	18	.632
15. John Carter, DePauw	13	155	67	11	.689
16. Rick Burns, Gordon.....	14	152	101	8	.598
17. Steve Spirk, Wilmington (Ohio).....	11	151	55	8	.724
17. Doug Hippler, Washington (Mo.).....	14	151	78	19	.647
19. Ken Cline, Connecticut Col.....	18	150	102	16	.590
20. Joan Schockow, Brockport St.....	15	149	106	19	.578
21. Todd Wawrousek, Gettysburg	13	143	85	10	.622
22. David Brown, Wooster.....	12	142	74	14	.648
23. Amy Reifert, Chicago.....	12	139	64	21	.667
24. Todd Olsen, Lynchburg	9	137	48	13	.725
24. Tim Alexander, Edgewood	10	137	61	9	.684
26. Diane Boettcher, Middlebury	19	136	116	16	.537
27. Barry Dohner, Elizabethtown	9	126	56	11	.681
28. Gail Murphy, Denison.....	10	123	54	6	.689
28. Doug Biggs, New England.....	11	123	70	11	.630
30. Ron Dias, Western New Eng.....	9	122	62	4	.660
31. Leo Weil, Johns Hopkins	11	114	61	16	.639
31. Wendy Zwissler, La Verne.....	11	114	83	4	.577
33. Luis Reis, Wheaton (Mass.).....	6	111	20	2	.842
34. Bob Barnes, Ohio Wesleyan	6	110	17	1	.863
35. Christa Racine, Drew	9	109	63	15	.623
36. Dina Gentile, Endicott	9	108	58	6	.645
37. Joe Mingachos, Western Conn. St	6	103	19	6	.828
37. Steve Domin, Carthage	8	103	47	8	.677
39. Aziz Haffar, Simpson.....	7	99	42	5	.695
39. Leslie Benintend, Muhlenberg.....	8	99	49	9	.659

Winningest Coaches All-Time

BY PERCENTAGE

(Minimum 10 years as a head coach at an NCAA Division III school; includes all victories as coach at a four-year institution.)

Coach, Teams	Yrs.	Won	Lost	Tied	Pct.
1. *Joe Russo (Col. of New Jersey, 1990-02) ...	13	239	21	17	.894
2. *Brian McManus (UC San Diego, 1987-02).	16	273	31	20	.873
3. Chris Malone (Cortland St., 1982-94).....	13	195	44	34	.777
4. *Lisa Melendy (Williams, 1985-02).....	17	195	54	20	.762
5. *Aliceann Wilber (William Smith, 1980-02).	23	304	95	28	.745
5. *Sheila Miech (Wis.-Stevens Point, 1987-02)	16	234	74	18	.745
7. *Terry Gurnett (Rochester, 1977-02).....	26	322	97	43	.744
8. *Kurt Glaeser (Mary Washington, 1989-02)	14	192	60	22	.741
8. Roy Wilkins (Richard Stockton, 1989-02)	14	190	61	17	.741
10. *Denise Lyons (Keene St., 1992-02).....	11	164	55	11	.737

Coach, Teams	Yrs.	Won	Lost	Tied	Pct.
10. *Mike Stehlik (Gust. Adolphus, 1990-02).....	13	161	52	17	.737
12. *John Cullen (Bowdoin, 1985-02).....	18	199	68	19	.729
13. Fred Bright (Geneseo St., 1981-94).....	14	177	62	17	.725
14. *Steve Spirk (Wilmington (Ohio), 1992-02)..	11	151	55	8	.724
15. *Pete Felske (Wheaton (Ill.), 1988-02).....	15	191	74	15	.709
16. Nick Cowell (Wooster, 1989-90; Trinity (Tex.), 1991-98; Baylor, 1999-02).....	14	179	73	18	.696
17. *Michael Sabatelle (Emory, 1988-02).....	15	185	73	32	.693
18. *John Carter (DePaux, 1989-02).....	13	155	67	11	.689
18. *Gail Murphy (Southwestern (Tex.), 1993-96; Denison, 1997-02).....	10	123	54	6	.689
20. *Doug Mello (Siena Heights, 1986-88; Southwest (N.M.), 1989; Luther, 1990-02).	17	225	103	23	.674

*Active coach.

BY VICTORIES

(Minimum 10 years as a head coach at an NCAA Division III school; includes all victories as coach at a four-year institution.)

Coach, Teams	Yrs.	Won	Lost	Tied	Pct.
1. *Terry Gurnett (Rochester, 1977-02).....	26	322	97	43	.744
2. *Aliceann Wilber (William Smith, 1980-02).	23	304	95	28	.745
3. *Brian McManus (UC San Diego, 1987-02).	16	273	31	20	.873
4. *Joe Bochicchio (Scranton, 1984-02).....	19	246	119	25	.663
5. *Peter Albright (Johnson St., 1981-95; Richmond, 1996-02).....	22	245	136	29	.633
6. *Joe Russo (Col. of New Jersey, 1990-02) ...	13	239	21	17	.894
7. *Dan Blank (St. Mary's (Minn.), 1982-02)....	21	236	124	25	.645
8. *Sheila Miech (Wis.-Stevens Point, 1987-02)	16	234	74	18	.745
9. *Doug Mello (Siena Heights, 1986-88; Southwest (N.M.), 1989; Luther, 1990-02).	17	225	103	23	.674
10. *Joe Pereira (Methodist, 1984-94; Old Dominion, 1995-02).....	19	212	134	21	.606
11. *John Cullen (Bowdoin, 1985-02).....	18	199	68	19	.729
12. Chris Malone (Cortland St., 1982-94).....	13	195	44	34	.777
12. *Lisa Melendy (Williams, 1985-02).....	17	195	54	20	.762
14. *Kurt Glaeser (Mary Washington, 1989-02)	14	192	60	22	.741
15. *Pete Felske (Wheaton (Ill.), 1988-02).....	15	191	74	15	.709
15. James Babyak (Smith, 1979-96).....	18	191	124	19	.600
17. Roy Wilkins (Richard Stockton, 1989-02).....	14	190	61	17	.741
18. *Michael Sabatelle (Emory, 1988-02).....	15	185	73	32	.693
19. Nick Cowell (Wooster, 1989-90; Trinity (Tex.), 1991-98; Baylor, 1999-02).....	14	179	73	18	.696
20. Fred Bright (Geneseo St., 1981-94).....	14	177	62	17	.725

*Active coach.

2002 Women's Conference Standings

Division I Standings	248
Division II Standings	249
Division III Standings	251



2002 Division I

ATLANTIC SUN CONFERENCE

Team	CONFERENCE				FULL SEASON			
	W	L	T	Pct.	W	L	T	Pct.
UCF #	10	1	0	.909	18	5	0	.783
Fla. Atlantic	10	1	0	.909	14	5	0	.737
Jacksonville	8	1	2	.818	15	4	2	.762
Jacksonville St.	7	3	1	.682	13	6	1	.675
Georgia St.	6	3	2	.636	9	7	4	.550
Samford	6	4	1	.591	13	7	1	.643
Campbell	6	5	0	.545	8	8	2	.500
Stetson	3	8	0	.273	6	11	0	.353
Gardner-Webb	3	8	0	.273	5	12	1	.306
Troy St.	1	9	0	.100	4	14	1	.237
Belmont	1	9	0	.100	1	17	0	.056
Mercer	1	10	0	.091	1	16	2	.105

AMERICA EAST CONFERENCE

Team	CONFERENCE				FULL SEASON			
	W	L	T	Pct.	W	L	T	Pct.
Hartford #	6	2	0	.750	14	7	0	.667
New Hampshire	5	2	1	.688	10	7	1	.583
Stony Brook	4	2	2	.625	7	11	3	.405
Northeastern	4	2	2	.625	8	8	4	.500
Boston U.	4	3	1	.563	7	10	2	.421
Binghamton	3	4	1	.438	9	7	2	.556
Maine	3	4	1	.438	7	8	1	.469
Vermont	2	6	0	.250	4	15	0	.211
Albany	1	7	0	.125	4	14	1	.237

ATLANTIC COAST CONFERENCE

Team	CONFERENCE				FULL SEASON			
	W	L	T	Pct.	W	L	T	Pct.
North Carolina #	4	1	2	.714	21	2	4	.852
Clemson	4	3	0	.571	14	8	0	.636
Virginia	4	3	0	.571	13	7	2	.636
Florida St.	3	3	1	.500	13	7	3	.630
Maryland	3	3	1	.500	13	8	1	.614
Duke	2	3	2	.429	9	9	2	.500
North Carolina St.	2	4	1	.357	10	8	1	.553
Wake Forest	2	4	1	.357	13	8	1	.614

ATLANTIC 10 CONFERENCE

Team	CONFERENCE				FULL SEASON			
	W	L	T	Pct.	W	L	T	Pct.
Rhode Island	10	1	0	.909	16	6	1	.717
Dayton	10	1	0	.909	17	4	0	.810
Richmond #	8	3	0	.727	15	6	2	.696
George Washington	7	4	0	.636	10	9	0	.526
LaSalle	6	5	0	.545	9	8	1	.528
Xavier	6	5	0	.545	10	9	0	.526
Massachusetts	5	6	0	.455	6	11	0	.353
Fordham	4	7	0	.364	8	11	0	.421
St. Bonaventure	4	7	0	.364	10	9	0	.526
Temple	3	8	0	.273	8	12	0	.400
Duquesne	1	9	1	.136	5	13	1	.289
St. Joseph's	1	9	1	.136	4	12	1	.265

BIG EAST CONFERENCE

Team	CONFERENCE				FULL SEASON			
	W	L	T	Pct.	W	L	T	Pct.
Northeast	6	0	0	1.000	21	3	1	.860
Connecticut #	4	0	1	.750	9	9	1	.500
Miami	4	2	0	.667	11	8	1	.575
Boston College	4	2	0	.667	11	6	4	.619
St. John's	3	3	0	.500	11	6	4	.619
Virginia Tech	2	4	0	.333	6	11	1	.361
Providence	1	5	0	.167	8	9	2	.474
Syracuse	0	5	1	.083	3	11	3	.265
Mid-Atlantic	5	0	1	.917	18	3	1	.841
West Virginia	4	1	1	.750	14	3	4	.762
Villanova	3	2	1	.583	10	8	2	.550
Rutgers	3	3	0	.500	11	7	0	.611
Georgetown	3	3	0	.500	13	8	0	.619
Notre Dame	1	4	1	.250	7	11	1	.395
Seton Hall	0	6	0	.000	4	15	0	.211

BIG SOUTH CONFERENCE

Team	CONFERENCE				FULL SEASON			
	W	L	T	Pct.	W	L	T	Pct.
Liberty	5	0	1	.917	7	9	1	.441
Radford #	4	1	1	.750	15	5	1	.738

Team	CONFERENCE				FULL SEASON			
	W	L	T	Pct.	W	L	T	Pct.
Coastal Caro.	3	3	0	.500	8	6	5	.553
High Point	1	2	3	.417	4	7	3	.393
Elon	2	3	1	.417	6	10	1	.382
UNC Asheville	2	4	0	.333	9	8	0	.529
Charleston So.	1	5	0	.167	2	15	2	.158

BIG SKY CONFERENCE

Team	CONFERENCE				FULL SEASON			
	W	L	T	Pct.	W	L	T	Pct.
Idaho St. #	5	1	0	.833	13	7	1	.643
Montana	4	1	1	.750	8	10	1	.447
Portland St.	4	1	1	.750	13	5	4	.682
Eastern Washington	3	3	0	.500	7	11	0	.389
Northern Arizona	2	4	0	.333	5	13	0	.278
Sacramento St.	1	5	0	.167	3	13	1	.206
Weber St.	1	5	0	.167	5	12	1	.306

BIG TEN CONFERENCE

Team	CONFERENCE				FULL SEASON			
	W	L	T	Pct.	W	L	T	Pct.
Penn St.	9	1	0	.900	19	4	1	.813
Michigan	7	2	1	.750	16	7	1	.688
Purdue	6	3	1	.650	14	6	2	.682
Michigan St.	5	3	2	.600	12	7	2	.619
Wisconsin	4	4	2	.500	13	9	3	.580
Indiana	4	4	2	.500	10	7	2	.579
Ohio St. #	4	5	1	.450	10	11	1	.477
Illinois	4	6	0	.400	9	11	1	.452
Iowa	3	6	1	.350	11	7	1	.605
Northwestern	2	6	2	.300	4	9	5	.361
Minnesota	1	9	0	.100	7	11	1	.395

BIG 12 CONFERENCE

Team	CONFERENCE				FULL SEASON			
	W	L	T	Pct.	W	L	T	Pct.
Texas A&M	9	0	1	.950	20	5	1	.788
Texas	9	1	0	.900	15	5	1	.738
Nebraska #	6	3	1	.650	16	6	3	.700
Missouri	5	4	1	.550	11	7	2	.600
Colorado	4	4	2	.500	10	8	2	.550
Kansas	4	5	1	.450	11	7	2	.600
Iowa St.	4	6	0	.400	7	11	1	.395
Oklahoma St.	4	6	0	.400	13	7	0	.650
Oklahoma	4	6	0	.400	11	8	0	.579
Baylor	2	6	2	.300	8	9	2	.474
Texas Tech	0	10	0	.000	2	17	0	.105

BIG WEST CONFERENCE

Team	CONFERENCE				FULL SEASON			
	W	L	T	Pct.	W	L	T	Pct.
Cal Poly #	8	1	0	.889	14	7	0	.667
UC Santa Barb.	6	2	1	.722	13	5	2	.700
Cal St. Fullerton	6	3	0	.667	12	5	1	.694
UC Irvine	5	3	1	.611	8	10	1	.447
Long Beach St.	4	2	3	.611	6	9	5	.425
UC Riverside	4	4	1	.500	10	8	1	.553
Pacific	2	5	2	.333	10	8	2	.550
Cal St. Northridge	2	5	2	.333	3	13	2	.222
Utah St.	2	6	1	.278	8	9	3	.475
Idaho	0	8	1	.056	2	14	3	.184

COLONIAL ATHLETIC ASSOCIATION

Team	CONFERENCE				FULL SEASON			
	W	L	T	Pct.	W	L	T	Pct.
William & Mary	8	1	0	.889	13	7	1	.643
George Mason	7	2	0	.778	10	11	0	.476
Hofstra	6	3	0	.667	14	5	1	.725
James Madison #	5	2	2	.667	13	8	3	.604
VCU	5	3	1	.611	12	7	1	.625
Delaware	4	4	1	.500	9	9	1	.500
UNC Wilmington	3	6	0	.333	11	8	0	.579
Old Dominion	2	6	1	.278	5	12	1	.306
Drexel	1	7	1	.167	3	14	1	.194
Towson	1	8	0	.111	6	11	1	.361

CONFERENCE USA

Team	CONFERENCE				FULL SEASON			
	W	L	T	Pct.	W	L	T	Pct.
Charlotte	8	0	2	.900	16	2	2	.850
Cincinnati #	6	1	3	.750	17	4	3	.771
St. Louis	6	3	1	.650	13	6	1	.675
East Carolina	5	2	3	.650	11	6	4	.619
Marquette	5	3	2	.600	13	8	3	.604

Team	CONFERENCE				FULL SEASON			
	W	L	T	Pct.	W	L	T	Pct.
Memphis	5	5	0	.500	9	10	1	.475
UAB	5	5	0	.500	9	9	1	.500
Houston	4	3	3	.550	8	8	3	.500
South Florida	4	4	2	.500	8	8	2	.500
Tulane	3	4	3	.450	6	10	3	.395
De Paul	3	6	1	.350	10	8	1	.553
Southern Miss.	2	7	1	.250	6	10	1	.382
TCU	1	7	2	.200	2	13	5	.225
Louisville	1	8						

Team	CONFERENCE				FULL SEASON			
	W	L	T	Pct.	W	L	T	Pct.
Southwest Mo. St.	3	2	2	.571	8	7	3	.528
Northern Iowa	3	4	0	.429	5	13	1	.289
Drake	2	3	2	.429	8	8	4	.500
Indiana St.	2	5	0	.286	7	12	1	.375
Drury	0	7	0	.000	1	16	1	.083

MOUNTAIN WEST CONFERENCE

Team	CONFERENCE				FULL SEASON			
	W	L	T	Pct.	W	L	T	Pct.
BYU #	6	0	0	1.000	16	6	0	.727
Utah	4	1	1	.750	13	4	3	.725
New Mexico	3	2	1	.583	12	8	1	.595
San Diego St.	3	3	0	.500	13	7	0	.650
UNLV	2	4	0	.333	10	8	1	.553
Air Force	2	4	0	.333	7	12	0	.368
Wyoming	0	6	0	.000	4	13	2	.263

NORTHEAST CONFERENCE

Team	CONFERENCE				FULL SEASON			
	W	L	T	Pct.	W	L	T	Pct.
Central Conn. St. #	9	1	0	.900	14	6	1	.690
Fairleigh Dickinson	7	2	1	.750	9	8	1	.528
Monmouth	6	2	2	.700	11	5	3	.658
Sacred Heart	6	2	2	.700	10	7	2	.579
St. Francis (Pa.)	5	5	0	.500	7	10	1	.417
Robert Morris	4	6	0	.400	6	13	1	.325
Mt. St. Mary's	4	6	0	.400	4	13	1	.250
Quinnipiac	3	5	1	.389	3	12	1	.219
Long Island	3	7	0	.300	6	13	0	.316
UMBC	2	6	1	.278	5	11	1	.324
Wagner	1	8	1	.150	4	14	2	.250

OHIO VALLEY CONFERENCE

Team	CONFERENCE				FULL SEASON			
	W	L	T	Pct.	W	L	T	Pct.
Southeast Mo. St.	6	0	0	1.000	14	4	2	.750
Eastern Ill. #	4	1	1	.750	11	7	4	.591
Tenn.-Martin	3	2	1	.583	9	7	3	.553
Tennessee Tech	3	3	0	.500	12	6	1	.658
Murray St.	2	2	2	.500	8	7	2	.529
Morehead St.	0	5	1	.083	2	12	1	.167
Austin Peay	0	5	1	.083	0	12	3	.100

PACIFIC-10 CONFERENCE

Team	CONFERENCE				FULL SEASON			
	W	L	T	Pct.	W	L	T	Pct.
Stanford	9	0	0	1.000	20	1	0	.952
UCLA	8	1	0	.889	18	3	0	.857
Washington St.	5	2	2	.667	11	7	2	.600
USC	5	4	0	.556	11	8	3	.568
Washington St.	4	4	1	.500	9	8	3	.525
Arizona St.	4	5	0	.444	12	7	2	.619
California	4	5	0	.444	12	8	1	.595
Oregon St.	2	7	0	.222	9	9	2	.500
Oregon	1	7	1	.167	2	14	2	.167
Arizona	1	8	0	.111	6	12	1	.342

PATRIOT LEAGUE

Team	CONFERENCE				FULL SEASON			
	W	L	T	Pct.	W	L	T	Pct.
Army	5	1	1	.786	12	3	2	.765
Navy	4	0	3	.786	16	1	4	.857
American #	4	2	1	.643	10	9	2	.524
Colgate	4	2	1	.643	7	9	2	.444
Holy Cross	3	4	0	.429	5	9	2	.375
Lafayette	2	5	0	.286	8	8	1	.500
Bucknell	1	5	1	.214	6	9	2	.412
Lehigh	1	5	1	.214	4	13	1	.250

SOUTHERN CONFERENCE

Team	CONFERENCE				FULL SEASON			
	W	L	T	Pct.	W	L	T	Pct.
Furman #	10	0	0	1.000	16	6	1	.717
Western Caro.	7	1	2	.800	10	6	3	.605
Ga. Southern	7	2	1	.750	12	5	2	.684
Davidson	6	3	1	.650	8	10	2	.450
Col. of Charleston	4	5	1	.450	9	9	3	.500
UNC Greensboro	4	5	1	.450	7	12	2	.381
Wofford	4	5	1	.450	6	12	3	.357
East Tenn. St.	3	6	1	.350	6	11	1	.361
Chattanooga	3	6	1	.350	10	8	1	.553
Appalachian St.	2	7	1	.250	6	12	1	.342
Citadel	0	10	0	.000	5	11	2	.333

#Won conference tournament or playoff.

SOUTHEASTERN CONFERENCE

Team	CONFERENCE				FULL SEASON			
	W	L	T	Pct.	W	L	T	Pct.
Eastern Division	6	2	1	.722	18	5	1	.771
Tennessee #	5	3	1	.611	10	10	2	.500
Florida	4	3	2	.556	13	6	2	.667
South Carolina	4	4	0	.500	11	9	0	.550
Kentucky	4	5	0	.444	8	11	1	.425
Georgia	2	5	2	.333	5	9	2	.375
Vanderbilt	2	5	2	.333	5	9	2	.375

Team	CONFERENCE				FULL SEASON			
	W	L	T	Pct.	W	L	T	Pct.
Western Division	6	1	2	.778	15	6	2	.696
Auburn	5	3	1	.611	13	5	2	.700
Mississippi	2	3	3	.438	12	5	3	.675
LSU	3	5	1	.389	7	12	1	.375
Arkansas	2	5	2	.333	12	6	2	.650
Alabama	2	6	1	.278	6	13	1	.325
Mississippi St.	2	6	1	.278	6	13	1	.325

SOUTHLAND CONFERENCE

Team	CONFERENCE				FULL SEASON			
	W	L	T	Pct.	W	L	T	Pct.
Southeastern La.	7	3	2	.667	12	6	3	.643
Northwestern St.	6	2	4	.667	12	6	5	.630
Southwest Tex. St.	7	3	2	.667	9	8	2	.526
La.-Monroe	6	3	3	.625	6	11	4	.381
Stephen Austin	4	4	4	.500	7	9	4	.450
McNeese St.	4	7	1	.375	5	13	1	.289
Nicholls St.	0	12	0	.000	2	17	1	.125

SUN BELT CONFERENCE

Team	CONFERENCE				FULL SEASON			
	W	L	T	Pct.	W	L	T	Pct.
Denver #	8	0	0	1.000	17	2	2	.857
North Texas	6	2	0	.750	14	5	1	.725
South Alabama	4	3	1	.563	9	10	3	.477
La.-Lafayette	3	3	1	.500	6	9	3	.417
Western Ky.	3	4	0	.429	10	9	0	.526
Middle Tenn.	3	5	0	.375	8	12	1	.405
Florida Int'l	2	3	1	.417	2	14	2	.167
Arkansas St.	2	5	1	.313	4	14	1	.237
Ark.-Little Rock	1	7	0	.125	6	12	0	.333

WESTERN ATHLETIC CONFERENCE

Team	CONFERENCE				FULL SEASON			
	W	L	T	Pct.	W	L	T	Pct.
Southern	6	1	1	.813	13	5	5	.674
Methodist#	6	2	0	.750	16	3	0	.842
UTEP	6	2	0	.750	10	8	2	.550
Hawaii	4	2	2	.625	7	8	4	.474
Tulsa	5	3	0	.625	8	13	0	.381
Fresno St.	3	5	0	.375	4	13	2	.263
Rice	1	5	2	.250	3	14	3	.225
San Jose St.	1	6	1	.188	4	14	1	.237
Nevada	1	7	0	.125	5	11	1	.324
Bosie St.	1	7	0	.125	5	11	1	.324

WEST COAST CONFERENCE

Team	CONFERENCE				FULL SEASON			
	W	L	T	Pct.	W	L	T	Pct.
Pepperdine	6	1	0	.857	18	2	2	.864
Santa Clara	6	1	0	.857	20	5	1	.788
Portland	4	2	1	.643	20	4	2	.808
San Diego	3	3	1	.500	11	7	3	.595
Loyola Marymount	3	3	1	.500	10	7	3	.575
St. Mary's	3	3	1	.500	9	9	2	.500
San Francisco	1	6	0	.143	8	10	1	.447
Gonzaga	0	7	0	.000	6	13	0	.316

INDEPENDENTS

Team	CONFERENCE				FULL SEASON			
	W	L	T	Pct.	W	L	T	Pct.
Jackson St.	12	6	2	.650	12	6	2	.650
Centenary (La.)	12	7	0	.632	12	7	0	.632
Colorado Col.	8	7	2	.529	8	7	2	.529
Prairie View A&M	4	5	0	.444	4	5	0	.444
Howard	6	8	1	.433	6	8	1	.433
Alabama A&M	6	11	0	.353	6	11	0	.353
Birmingham-So.	5	11	2	.333	5	11	2	.333
Lipscomb	4	11	3	.306	4	11	3	.306
IPFW	3	11	3	.265	3	11	3	.265
Delaware St.	0	15	0	.000	0	15	0	.000

2002 Division II

CALIFORNIA COLLEGIATE ATHLETIC ASSOCIATION

Team	CONFERENCE				FULL SEASON			
	W	L	T	Pct.	W	L	T	Pct.
North Division	8	4	2	.643	13	7	2	.636
UC Davis	8	4	2	.643	12	5	4	.667
San Francisco St.	8	5	1	.607	12	6	1	.658
Sonoma St.	6	6	2	.500	10	7	2	.579
Chico St.	6							



Mike Heffner/NCAA Photos

Nebraska-Omaha's Ashley Grace helped lead her team to an 8-0 conference record, claiming the North Central Conference title.

GULF SOUTH CONFERENCE

Team	CONFERENCE			FULL SEASON		
	W	L	T Pct.	W	L	T Pct.
Christian Bros. #..	8	0	0 1.000	25	1	0 .962
West Florida.....	6	1	1 .813	15	4	1 .775
Central Ark.....	5	3	0 .625	10	9	0 .526
Ala.-Huntsville....	4	4	0 .500	10	9	0 .526
Montevallo.....	3	4	1 .438	7	9	2 .444
North Ala.....	2	5	1 .313	8	9	1 .472
Lincoln Memorial..	2	5	1 .313	7	11	1 .395
Harding.....	2	6	0 .250	5	14	0 .263
Ouachita Baptist..	2	6	0 .250	8	10	0 .444

HEARTLAND CONFERENCE

Team	FULL SEASON		
	W	L	T Pct.
Incarinate Word.....	11	5	2 .667
St. Mary's (Tex.).....	13	7	1 .643
St. Edwards.....	5	12	2 .316
Dallas Baptist.....	4	13	1 .250

LONE STAR CONFERENCE

Team	CONFERENCE			FULL SEASON		
	W	L	T Pct.	W	L	T Pct.
Central Okla. #...	7	1	0 .875	20	3	0 .870
West Texas A&M.....	7	1	0 .875	16	4	0 .800
Midwestern St.....	5	2	1 .688	10	7	2 .579
Northeastern St....	5	3	0 .625	11	8	2 .571
Texas A&M- Commerce.....	4	3	1 .563	14	3	2 .789
Angelo St.....	3	4	1 .438	7	8	2 .471
East Central.....	2	5	1 .313	6	8	3 .441
Southwestern Okla.	0	7	1 .063	6	11	2 .368
Texas Woman's...	0	7	1 .063	5	10	2 .353

MID-AMERICA INTERCOLLEGIATE ATHLETICS ASSOCIATION

Team	CONFERENCE			FULL SEASON		
	W	L	T Pct.	W	L	T Pct.
Truman St. #.....	11	0	1 .958	16	3	2 .810
Central Mo. St.	8	4	0 .667	12	8	0 .600
Mo. Southern St. ...	7	3	2 .667	11	5	2 .667
Southwest Baptist .	6	4	2 .583	8	8	3 .500
Emporia St.	4	7	1 .375	6	12	1 .342

Team	CONFERENCE			FULL SEASON		
	W	L	T Pct.	W	L	T Pct.
Northwest Mo. St.	2	10	0 .167	3	15	0 .167
Mo.-Rolla.....	1	11	0 .083	1	17	0 .056

NEW YORK COLLEGIATE ATHLETIC CONFERENCE

Team	CONFERENCE			FULL SEASON		
	W	L	T Pct.	W	L	T Pct.
Adelphi.....	10	0	1 .955	17	1	2 .900
Bridgeport.....	10	1	0 .909	12	7	0 .632
Philadelphia.....	8	1	2 .818	13	3	5 .738
Southampton.....	8	3	0 .727	14	6	0 .700
C.W. Post.....	7	3	1 .682	12	4	4 .700
NYIT.....	6	5	0 .545	7	8	2 .471
Molloy.....	5	6	0 .455	7	10	1 .417
STAC.....	3	8	0 .273	7	11	0 .389
Queens (N.Y.)....	3	8	0 .273	6	11	0 .353
New Haven.....	3	8	0 .273	4	14	1 .237
Mercy.....	1	10	0 .091	1	15	0 .063
Concordia.....	0	11	0 .000	1	16	0 .059

NORTH CENTRAL CONFERENCE

Team	CONFERENCE			FULL SEASON		
	W	L	T Pct.	W	L	T Pct.
Neb.-Omaha.....	8	0	0 1.000	23	1	0 .958
Northern Colo.	6	2	0 .750	13	5	1 .711
Minn. St. Mankato	5	3	0 .625	14	6	0 .700
North Dakota.....	5	3	0 .625	10	6	1 .618
South Dakota.....	4	4	0 .500	10	8	0 .556
North Dakota St. ...	3	5	0 .375	9	8	2 .526
St. Cloud St.....	2	6	0 .250	7	7	2 .500
South Dakota St. ...	2	6	0 .250	10	8	0 .556
Augustana.....	1	7	0 .125	4	15	1 .225

NORTHEAST-10 CONFERENCE

Team	CONFERENCE			FULL SEASON		
	W	L	T Pct.	W	L	T Pct.
Franklin Pierce #..	12	0	2 .929	18	1	2 .905
St. Rose.....	11	3	0 .786	15	5	0 .750
Merrimack.....	10	3	1 .750	15	7	1 .674
Bentley.....	7	4	3 .607	9	5	3 .618
Southern Conn. St.	7	6	1 .536	9	7	1 .559
Assumption.....	6	6	2 .500	8	9	2 .474
St. Michael's.....	6	7	1 .464	10	9	1 .525
Pace.....	6	7	1 .464	10	8	1 .553
Le Moyne.....	5	6	3 .464	7	7	3 .500
Bryant.....	5	6	3 .464	8	6	3 .559
St. Anselm.....	5	7	2 .429	6	9	2 .412
Stonehill.....	5	7	2 .429	6	8	2 .438
Southern N.H.....	4	9	1 .321	6	10	1 .382
Mass.-Lowell.....	1	9	4 .214	2	10	4 .250
American Int'l.....	2	12	0 .143	3	12	0 .200

NORTHERN SUN INTERCOLLEGIATE CONFERENCE

Team	CONFERENCE			FULL SEASON		
	W	L	T Pct.	W	L	T Pct.
Minn. Duluth.....	8	1	0 .889	15	5	2 .727
Winona St.....	7	1	1 .833	12	5	4 .667
Minn.-Morris.....	6	2	1 .722	13	7	2 .636
Southwest St.....	6	3	0 .667	9	11	1 .452
Northern St.....	5	4	0 .556	13	7	0 .650
Wayne St. (Neb.)	5	4	0 .556	7	13	0 .350
Minn. St. Moorhead	3	6	0 .333	4	14	1 .237
Concordia-St. Paul	2	7	0 .222	3	17	0 .150
Minn.-Crookston...	1	8	0 .111	7	12	0 .368
Bemidji St.....	1	8	0 .111	4	12	0 .250

PEACH BELT ATHLETIC CONFERENCE

Team	CONFERENCE			FULL SEASON		
	W	L	T Pct.	W	L	T Pct.
Kennesaw St. #...	7	0	0 1.000	18	1	0 .947
North Fla.....	6	1	0 .857	17	4	1 .795
Clayton St.....	4	2	1 .643	11	4	4 .684
S.C.-Spartanburg .	2	3	2 .429	5	10	3 .361
Francis Marion.....	2	4	1 .357	12	6	1 .658
Lander.....	2	4	1 .357	7	10	1 .417
S.C.-Aiken.....	1	4	2 .286	8	8	3 .500
UNC Pembroke...	0	6	1 .071	4	11	4 .316

PENNSYLVANIA STATE ATHLETIC CONFERENCE

Team	CONFERENCE			FULL SEASON		
	W	L	T Pct.	W	L	T Pct.
Lock Haven.....	11	0	0 1.000	16	3	1 .825
Shippensburg.....	8	1	2 .818	14	4	1 .763
Bloomsburg #.....	7	3	1 .682	13	6	2 .667
Millersville.....	6	3	2 .636	12	5	3 .675
Edinboro.....	5	3	3 .591	9	5	4 .611
West Chester.....	5	4	2 .545	10	6	4 .600
Slippery Rock.....	5	5	1 .500	10	6	1 .618
East Stroudsburg..	4	6	1 .409	6	12	1 .342
Kutztown.....	4	7	0 .364	10	7	2 .579
California.....	3	8	0 .273	8	10	0 .444
Indiana (Pa.).....	1	8	2 .182	6	9	2 .412
Clarion.....	0	11	0 .000	3	14	176
Mansfield*.....	2	11	0 .154			

ROCKY MOUNTAIN ATHLETIC CONFERENCE

Team	CONFERENCE			FULL SEASON		
	W	L	T Pct.	W	L	T Pct.
Metro St.....	12	0	2 .929	20	3	2 .840
Regis.....	12	1	1 .893	16	4	1 .786
Southern Colo.....	6	5	3 .536	9	8	4 .524
Ft. Lewis.....	6	7	1 .464	7	10	2 .421
Mesa St.....	5	6	3 .464	9	7	3 .553
Colo. Christian....	3	8	3 .321	5	11	3 .342
N.M. Highlands...	2	10	2 .214	4	11	2 .294
Adams St.....	2	11	1 .179	7	11	1 .395

SOUTH ATLANTIC CONFERENCE

Team	CONFERENCE			FULL SEASON		
	W	L	T Pct.	W	L	T Pct.
Catawba.....	5	1	1 .786	15	3	1 .816
Tusculum #.....	5	1	1 .786	13	7	1 .643
Presbyterian.....	4	2	1 .643	12	4	1 .735
Lenoir-Rhyne.....	4	2	1 .643	13	5	2 .700
Carson-Newman..	4	3	0 .571	11	6	0 .647
Wingate.....	2	3	2 .429	14	4	2 .750
Mars Hill.....	1	6	0 .143	7	7	3 .500
Newberry.....	0	7	0 .000	6	14	0 .300

SUNSHINE STATE CONFERENCE

Team	CONFERENCE			FULL SEASON		
	W	L	T Pct.	W	L	T Pct.
Barry #.....	12	0	0 1.000	18	1	0 .947
Tampa.....	7	3	2 .667	8	8	2 .500
Rollins.....	6	5	1 .542	11	7	2 .600
Eckerd.....	5	5	2 .500	7	10	2 .421
Lynn.....	4	5	3 .458	6	9	4 .421
St. Leo.....	1	9	2 .167	3	13	2 .222
Fla. Southern.....	1	9	2 .167	4	13	2 .263
Nova Southeastern*				13	5	0 .722

WEST VIRGINIA INTERCOLLEGIATE ATHLETIC CONFERENCE

Team	CONFERENCE			FULL SEASON		
	W	L	T Pct.	W	L	T Pct.
Concord #.....	6	0	1 .929	12	5	2 .684
Wheeling Jesuit ...	6	0	1 .929	16	5	1 .750
West Va. Wesleyan	5	2	0 .714	12	7	1 .625
Davis & Elkins....	4	3	0 .571	8	10	0 .444
Charleston.....	3	4	0 .429	5	12	1 .306
Salem Int'l.....	2	5	0 .286	4	15	0 .211
Shepherd.....	1	6	0 .143	4	17	0 .190
Ohio Valley.....	0	7	0 .000	1	13	0 .071

INDEPENDENTS

Team	FULL SEASON		
	W	L	T Pct.
Incarinate Word.....	11	5	2 .667
Rockhurst.....	12	6	0 .667
Tiffin.....	12	8	0 .600
Felician.....	5	10	1 .344
Dominican (N.Y.)..	6	12	0 .333
N.J. Inst. Of Tech.	4	13	0 .235
Montana St.-Billings	2	14	0 .125
Columbia Union.....	2	16	0 .111

#Won conference tournament or playoff.

*Not eligible for conference championship.

2002 Division III

ALLEGHENY MOUNTAIN COLLEGIATE CONFERENCE

Team	CONFERENCE			FULL SEASON				
	W	L	T	Pct.	W	L	T	Pct.
La Roche.....	6	2	0	.750	16	5	2	.739
Pitt.-Greensburg....	5	2	0	.714	11	6	0	.647
Frostburg St. #.....	6	2	0	.750	10	8	4	.545
Penn. St.-Behrend..	4	3	0	.571	8	12	0	.400
Penn. St.-Altoona..	2	4	0	.333	10	7	1	.583
Pitt.-Bradford.....	1	5	0	.167	5	14	0	.263
Lake Erie.....	0	6	0	.000	0	20	0	.000

AMERICAN SOUTHWEST CONFERENCE

Team	CONFERENCE			FULL SEASON				
	W	L	T	Pct.	W	L	T	Pct.
East Division								
Texas-Dallas #.....	10	1	1	.875	16	4	2	.773
Austin.....	8	1	3	.792	11	6	3	.625
Mississippi Col.....	8	2	2	.750	13	3	2	.778
East Tex. Baptist...	5	4	3	.542	8	6	3	.559
Ozarks (Ark.).....	3	7	2	.333	3	13	2	.222
LeTourneau.....	1	10	1	.125	4	12	1	.265
Louisiana Col.....	1	11	0	.083	1	17	1	.079
West Division								
Hardin Simmons...	9	0	0	1.000	14	3	1	.806
Texas Lutheran.....	6	3	1	.650	10	7	1	.583
Mary Hardin-Baylor	5	3	2	.600	6	7	3	.469
Schreiner.....	5	4	1	.550	10	7	1	.583
Concordia-Austin..	1	8	1	.150	2	13	1	.156
McMurry.....	0	8	1	.056	0	14	1	.033

ATLANTIC WOMEN'S CONFERENCE

Team	CONFERENCE			FULL SEASON				
	W	L	T	Pct.	W	L	T	Pct.
Notre Dame (Md.)...	6	0	0	1.000	11	8	0	.579
Trinity (D.C.).....	6	2	0	.750	12	5	0	.706
Wells.....	4	3	0	.571	10	8	0	.556
Mary Baldwin.....	3	3	0	.500	7	12	0	.368
Chatham.....	3	4	0	.429	4	14	0	.222
Hood.....	2	4	0	.333	5	15	0	.250
Wilson.....	0	8	0	.000	1	16	1	.083

CAPITAL ATHLETIC CONFERENCE

Team	CONFERENCE			FULL SEASON				
	W	L	T	Pct.	W	L	T	Pct.
Salisbury.....	6	1	10	.647	12	7	0	.632
St. Mary's (Md.)...	6	1	0	.857	10	3	0	.769
Mary Washington #6	6	1	0	.857	16	5	1	.750
Catholic.....	4	3	0	.571	12	5	0	.706
York.....	3	4	0	.429	11	7	0	.611
Marymount.....	1	5	1	.214	4	13	1	.250
Gallaudet.....	1	6	0	.143	7	10	1	.417
Goucher.....	0	6	1	.071	0	16	2	.056

CENTENNIAL CONFERENCE

Team	CONFERENCE			FULL SEASON				
	W	L	T	Pct.	W	L	T	Pct.
Muhlenberg.....	9	1	0	.900	13	7	0	.650
Franklin & Marshall	7	1	2	.800	15	3	2	.800
Johns Hopkins #...	7	2	1	.750	14	6	2	.682
Gettysburg.....	6	4	0	.600	11	7	2	.600
Haverford.....	5	4	1	.550	11	7	1	.605
McDaniel.....	5	4	1	.550	12	8	1	.595
Dickinson.....	5	5	0	.500	10	9	0	.526
Swathmore.....	5	5	0	.500	10	9	0	.526
Washington.....	2	8	0	.200	8	11	0	.421
Ursinus.....	1	8	1	.150	6	13	1	.325
Bryn Mawr.....	0	10	0	.000	3	14	1	.194

COLLEGE CONFERENCE OF ILLINOIS & WISCONSIN

Team	CONFERENCE			FULL SEASON				
	W	L	T	Pct.	W	L	T	Pct.
Wheaton #.....	7	0	0	1.000	18	3	3	.813
Elmhurst.....	6	1	0	.857	16	5	0	.762

Team	CONFERENCE				FULL SEASON			
	W	L	T	Pct.	W	L	T	Pct.
Illinois Wesleyan..	4	2	1	.643	13	4	2	.737
Augustana (Ill.)....	4	3	0	.571	13	8	0	.619
Carthage.....	3	3	1	.500	13	4	2	.737
Millikin.....	2	5	0	.286	5	10	2	.353
North Park.....	1	6	0	.143	9	8	0	.529
North Central.....	0	7	0	.000	7	13	0	.350

COMMONWEALTH COAST CONFERENCE

Team	CONFERENCE				FULL SEASON			
	W	L	T	Pct.	W	L	T	Pct.
Gordon.....	11	0	1	.958	19	3	1	.848
Endicott.....	11	1	0	.917	14	7	1	.659
Nichols.....	9	3	0	.750	12	8	0	.600
Wentworth.....	9	3	0	.750	15	6	0	.714
Colby-Sawyer.....	6	4	2	.583	7	8	2	.471
Anna Maria.....	6	6	0	.500	7	12	0	.368
Roger Williams.....	6	6	0	.500	7	12	0	.368
New England.....	5	6	1	.458	5	11	1	.324
Salve Regina.....	5	7	0	.417	8	12	0	.400
New England Col....	4	8	0	.333	8	9	0	.471
Curry.....	3	9	0	.250	7	10	0	.412
Eastern Nazarene	1	11	0	.083	2	14	0	.125
Regis.....	0	12	0	.000	1	14	1	.094

DIXIE INTERCOLLEGIATE ATHLETIC CONFERENCE

Team	CONFERENCE				FULL SEASON			
	W	L	T	Pct.	W	L	T	Pct.
Chris. Newport....	6	0	0	1.000	12	4	1	.735
Greensboro.....	5	2	0	.714	10	10	0	.500
Methodist.....	5	2	0	.714	8	9	2	.474
N.C. Wesleyan.....	5	2	0	.714	9	12	0	.429
Chowan.....	3	4	0	.429	8	10	0	.444
Averett.....	2	5	0	.286	4	12	2	.278
Shenandoah.....	1	5	0	.167	3	13	1	.206
Ferrum.....	0	7	0	.000	1	16	0	.059

EMPIRE 8 CONFERENCE

Team	CONFERENCE				FULL SEASON			
	W	L	T	Pct.	W	L	T	Pct.
Ithaca.....	7	0	0	1.000	13	4	4	.714
Nazareth #.....	6	1	0	.857	16	3	3	.795
Elmira.....	4	3	0	.571	12	6	1	.658
Hartwick.....	4	3	0	.571	8	7	3	.528
RIT.....	3	4	0	.429	11	8	0	.579
Utica.....	2	5	0	.286	8	7	0	.533
St. John Fisher....	2	5	0	.286	4	14	0	.222
Alfred.....	0	7	0	.000	3	13	1	.206

GREAT NORTHEAST ATHLETIC CONFERENCE

Team	CONFERENCE				FULL SEASON			
	W	L	T	Pct.	W	L	T	Pct.
Western New Eng.12	1	0	0	.923	16	6	1	.717
Johnson & Wales.	9	2	0	.818	12	7	1	.625
Simmons.....	8	2	0	.800	8	9	0	.471
Emerson.....	7	4	0	.636	13	6	0	.684
Norwich.....	7	4	0	.636	11	7	0	.611
Emmanuel.....	3	5	0	.375	3	10	0	.231
Daniel Webster....	3	7	0	.300	6	11	0	.353
Rivier.....	2	6	0	.250	2	13	1	.156
Southern Vermont.	2	8	0	.200	2	14	0	.125
St. Joseph Col.....	1	6	1	.188	2	10	1	.192
Pine Manor.....	0	9	1	.050	0	13	1	.036
Suffolk.....	0	0	0	####	0	0	0	####

HEARTLAND COLLEGIATE ATHLETIC CONFERENCE

Team	CONFERENCE				FULL SEASON			
	W	L	T	Pct.	W	L	T	Pct.
Hanover #.....	6	0	1	.929	9	8	2	.526
Mt. St. Joseph.....	5	1	1	.786	11	9	2	.545
Manchester.....	5	2	0	.714	12	8	1	.595
Defiance.....	3	3	1	.500	7	12	1	.375
Transylvania.....	2	1	4	.571	6	7	4	.471
Franklin.....	2	4	1	.357	6	9	3	.417
Anderson (Ind.)...	1	6	0	.357	2	17	0	.105
Bluffton.....	0	7	0	.000	1	13	0	.071

IOWA INTERCOLLEGIATE ATHLETIC CONFERENCE

Team	CONFERENCE				FULL SEASON			
	W	L	T	Pct.	W	L	T	Pct.
Luther.....	8	1	0	.889	15	3	1	.816
Loras #.....	7	2	0	.778	18	5	0	.783
Simpson.....	7	2	0	.778	15	4	2	.762
Cornell.....	6	2	1	.722	13	6	1	.675
Warburg.....	6	3	0	.667	12	7	0	.632
Dubuque.....	4	4	1	.500	10	8	1	.553
Coe.....	3	6	0	.333	10	8	0	.556
Central.....	2	7	0	.222	5	12	0	.294
Buena Vista.....	1	8	0	.111	2	17	0	.105
Upper Iowa.....	0	9	0	.000	5	13	0	.278

LAKE MICHIGAN CONFERENCE

Team	CONFERENCE			FULL SEASON				
	W	L	T	Pct.	W	L	T	Pct.
Lakeland #.....	5	0	0	1.000	15	4	1	.775
Wis. Lutheran.....	4	1	0	.800	9	7	0	.563
Edgewood.....	3	2	0	.600	7	14	0	.333
Concordia.....	2	3	0	.400	2	17	0	.105
Maranatha.....	0	4	1	.100	7	12	1	.375
Marian.....	0	4	1	.100	1	15	2	.111

LITTLE EAST CONFERENCE

Team	CONFERENCE			FULL SEASON		
	W	L	T	Pct.</		

MIDWEST CONFERENCE

Table with columns: Team, CONFERENCE (W, L, T, Pct.), FULL SEASON (W, L, T, Pct.). Rows include Carroll #, St. Norbert, Grinnell, Lawrence, Lake Forest, Beloit, Monmouth, Illinois College, Knox, Ripon.

MINNESOTA INTERCOLLEGIATE ATHLETIC CONFERENCE

Table with columns: Team, CONFERENCE (W, L, T, Pct.), FULL SEASON (W, L, T, Pct.). Rows include St. Thomas (Minn)#, St. Benedict #, Macalester, St. Olaf, Gust. Adolphus, Augsburg, Carleton, Concordia, St. Catherine, Bethel (Minn.), Hamline, St. Mary's (Minn.).

NEW ENGLAND WOMEN'S AND MEN'S ATHLETIC CONFERENCE

Table with columns: Team, CONFERENCE (W, L, T, Pct.), FULL SEASON (W, L, T, Pct.). Rows include Wheaton (Mass.), Wellesley, MIT, Smith, Springfield, Coast Guard, Babson, Worcester Tech., Mount Holyoke, Clark (Mass.).

NEW ENGLAND SMALL COLLEGE ATHLETIC CONFERENCE

Table with columns: Team, CONFERENCE (W, L, T, Pct.), FULL SEASON (W, L, T, Pct.). Rows include Tufts #, Bowdoin, Williams, Amherst, Conn. Coll., Middlebury, Trinity (Conn.), Bates, Colby, Wesleyan.

NEW JERSEY ATHLETIC CONFERENCE

Table with columns: Team, CONFERENCE (W, L, T, Pct.), FULL SEASON (W, L, T, Pct.). Rows include Col. Of New Jersey, William Paterson, Montclair St., Richard Stockton, Rowan, Rutgers-Camden, Kean, Rutgers-Newark, Ramapo, New Jersey City.

NORTH COAST ATHLETIC CONFERENCE

Table with columns: Team, CONFERENCE (W, L, T, Pct.), FULL SEASON (W, L, T, Pct.). Rows include Ohio Wesleyan #, Wooster.

Table with columns: Team, CONFERENCE (W, L, T, Pct.), FULL SEASON (W, L, T, Pct.). Rows include Allegheny, Denison, Kenyon, Wittenberg, Oberlin, Earlham, Hiram.

NORTHERN ILLINOIS/IOWA CONFERENCE

Table with columns: Team, CONFERENCE (W, L, T, Pct.), FULL SEASON (W, L, T, Pct.). Rows include Aurora #, Rockford, Dominican (Ill.), Benedictine, Clarke, Concordia (Ill.).

NORTHWEST CONFERENCE OF INDEPENDENT COLLEGES

Table with columns: Team, CONFERENCE (W, L, T, Pct.), FULL SEASON (W, L, T, Pct.). Rows include Puget Sound, Willamette, Linfield, Whitworth, Pacific, Whitman, Pacific Lutheran, George Fox.

OHIO ATHLETIC CONFERENCE

Table with columns: Team, CONFERENCE (W, L, T, Pct.), FULL SEASON (W, L, T, Pct.). Rows include Wilmington, Otterbein, John Carroll, Capital, Baldwin-Wallace, Muskingum, Mount Union, Marietta, Ohio Northern, Heidelberg.

OLD DOMINION ATHLETIC CONFERENCE

Table with columns: Team, CONFERENCE (W, L, T, Pct.), FULL SEASON (W, L, T, Pct.). Rows include Roanoke, Va. Wesleyan, Wash. & Lee #, Lynchburg, East. Mennonite, Bridgewater, Randolph-Macon, Guilford, Rand.-Macon, Woman's, Emory and Henry, Hollins, Sweet Briar.

PENNSYLVANIA ATHLETIC CONFERENCE

Table with columns: Team, CONFERENCE (W, L, T, Pct.), FULL SEASON (W, L, T, Pct.). Rows include Misericordia #, Eastern, Arcadia, Gwynedd-Mercy, Marywood, Cabrini, Neumann, Wesley, Cedar Crest, Immaculata, Alvernia.

PRESIDENTS' ATHLETIC CONFERENCE

Table with columns: Team, CONFERENCE (W, L, T, Pct.), FULL SEASON (W, L, T, Pct.). Rows include Westminster #, Grove City, Thiel, Wash. & Jeff., Bethany, Waynesburg.

SKYLINE CONFERENCE

Table with columns: Team, CONFERENCE (W, L, T, Pct.), FULL SEASON (W, L, T, Pct.). Rows include Stevens Tech, Manhattanville, St. Joseph (NY), Mt. St. Mary, Mt. St. Vincent.

ST. LOUIS INTERCOLLEGIATE ATHLETIC CONFERENCE

Table with columns: Team, CONFERENCE (W, L, T, Pct.), FULL SEASON (W, L, T, Pct.). Rows include Webster, Fontbonne, Maryville, Principia, Blackburn, Westminster, MacMurray, Greenville.

SOUTHERN CALIFORNIA INTERCOLLEGIATE ATHLETIC CONFERENCE

Table with columns: Team, CONFERENCE (W, L, T, Pct.), FULL SEASON (W, L, T, Pct.). Rows include Claremont-MS, Cal Lutheran, Redlands, La Verne, Occidental, Whittier, Pomona-Pitzer.

SOUTHERN COLLEGIATE ATHLETIC CONFERENCE

Table with columns: Team, CONFERENCE (W, L, T, Pct.), FULL SEASON (W, L, T, Pct.). Rows include Trinity (Tex.) #, DePauw, Rose-Hulman, Sewanee, Centre, Southwestern, Hendrix, Oglethorpe, Rhodes, Millsaps.

STATE UNIVERSITY OF NEW YORK ATHLETIC CONFERENCE

Table with columns: Team, CONFERENCE (W, L, T, Pct.), FULL SEASON (W, L, T, Pct.). Rows include Oneonta St. #, Cortland St., Geneseo St., Plattsburgh St., Brockport St., Oswego St., New Paltz St., Fredonia St., Buffalo St., Potsdam St., Utica/Rome.

UPSTATE COLLEGIATE ATHLETIC ASSOCIATION

Table with columns: Team, CONFERENCE (W, L, T, Pct.), FULL SEASON (W, L, T, Pct.). Rows include Union (N.Y.) #, William Smith.

#Won conference tournament or playoff.

Team	CONFERENCE				FULL SEASON			
	W	L	T	Pct.	W	L	T	Pct.
St. Lawrence	5	2	0	.714	11	5	0	.688
Hamilton	4	2	1	.643	7	5	3	.567
Rensselaer	4	3	0	.571	12	4	1	.735
Skidmore	2	5	0	.286	9	8	0	.529
Clarkson	1	6	0	.143	4	13	1	.250
Vassar	0	7	0	.000	5	10	1	.344

UNIVERSITY ATHLETIC ASSOCIATION

Team	CONFERENCE				FULL SEASON			
	W	L	T	Pct.	W	L	T	Pct.
New York U.	5	0	2	.857	12	5	4	.667
Chicago	5	1	1	.786	15	4	1	.775
Emory	4	2	1	.643	14	4	2	.750
Washington	3	2	2	.571	10	5	3	.639
Rochester	3	4	0	.429	14	5	0	.737
Carnegie Mellon ..	2	3	2	.429	11	5	2	.667
Brandeis	1	6	0	.143	8	8	1	.500
Case Western	1	6	0	.143	11	6	2	.632

WISCONSIN INTERCOLLEGIATE ATHLETIC CONFERENCE

Team	CONFERENCE				FULL SEASON			
	W	L	T	Pct.	W	L	T	Pct.
Wis.-Stevens Pt. #.	8	0	0	1.000	18	1	2	.905
Wis.-Eau Claire....	6	1	1	.813	17	4	1	.795

Team	CONFERENCE				FULL SEASON			
	W	L	T	Pct.	W	L	T	Pct.
Wis.-River Falls....	4	3	1	.563	13	5	2	.700
Wis.-Whitewater ..	4	3	1	.563	10	8	2	.550
Wis.-Oshkosh	4	3	1	.563	10	10	1	.500
Wis.-Stout	2	2	4	.500	7	5	5	.559
Wis.-La Crosse	3	5	0	.375	6	12	0	.333
Wis.-Platteville	1	7	0	.125	2	16	0	.111
Wis.-Superior	0	8	0	.000	1	19	0	.050

INDEPENDENTS

Team	FULL SEASON			
	W	L	T	Pct.
Martin Luther	15	3	1	.816
Dallas	11	3	1	.767
Me.-Farmington	14	4	2	.750
Westminster (Pa.)	15	6	2	.696
Meredith	8	3	2	.692
Lasell	11	5	1	.676
Chapman	12	5	4	.667
Maryville (Tenn.)	11	5	2	.667
St. Scholastica	14	7	1	.659
UC Santa Cruz	12	6	1	.658
Hilbert	11	6	1	.639
Keuka	10	7	1	.583
Centenary (N.J.)	9	7	1	.559
Cal St. Hayward	10	8	2	.550
Mt. Ida	11	9	0	.550

Team	FULL SEASON			
	W	L	T	Pct.
SCAD	9	10	1	.475
Villa Julie	8	9	0	.471
Russell Sage	6	7	2	.467
Agnes Scott	7	9	1	.441
St. Joseph's (Me.)	6	10	1	.382
Bard	5	10	0	.333
Elms	5	10	0	.333
Castleton St.	6	13	1	.325
Medaille	4	9	1	.321
Peace	3	9	3	.300
Lesley	3	10	0	.231
Neb.-Wesleyan	4	15	0	.211
Johnson St.	2	9	1	.208
Cazenovia	3	13	0	.188
St. Elizabeth	1	10	1	.125
Menlo	0	18	0	.000
Wheelock	0	5	0	.000

Won conference tournament or playoff.

Women's Award Winners

Division I First-Team All-America (1980-2002)	256
Division I First-Team All-America by School.....	257
Division II First-Team All-America (1988-2002)	258
Division II First-Team All-America by School.....	259
Division III First-Team All-America (1986-2002)	260
Division III First-Team All America by School	260
National Award Winners	261



All-America Teams

NOTE: From 1980-85, the National Soccer Coaches Association of America (NSCAA) selected one all-America team that combined all three divisions. Starting in 1986, Division III selected its own team, but Divisions I and II continued to select one team. Starting in 1988, all three divisions selected their own teams. Soccer America started selecting a team in 1988, which included all divisions. Beginning in 1990, the team was selected from only Division I schools.

DIVISION I FIRST-TEAM ALL-AMERICAN (1980-2002)

1980

NSCAA

G—Lori Katz, Lewis & Clark
D—Adele Fairman, Texas A&M
D—Terry Febrey, Cortland St.
D—Deb McKinney, Cincinnati
D—Madeline Mangini, Massachusetts
M—Nancy Clary, North Carolina
M—DiAnn Kimbrel, Northern Colo.
M—Nena Odum, Princeton
F—Heather Brendel, Cortland St.
F—Jolly Colchetti, UCLA
F—Frances Fusco, Brown

1981

NSCAA

G—Mary Lou Breen, Connecticut
D—Terry Febrey, Cortland St.
D—Dori Kovanen, North Carolina
D—Meg Metz, Oregon
M—Felise Duffy, Connecticut
M—Joan Gettemeyer, Mo.-St. Louis
M—Nina Holmstrom, Massachusetts
M—Carol Smith, Texas A&M
F—Pam Boughman, UCF
F—Wendy Greenberg, North Carolina
F—Stephanie Zeh, North Carolina

1982

NSCAA

G—Joan Shockow, Cortland St.
D—Tracy Brooks, Boston College
D—Jackie Gaw, Massachusetts
D—Patty Kelley, Mo.-St. Louis
D—Helen Negrey, Radford
D—Lori Palmer, Cortland St.
F—Joan Gettemeyer, Mo.-St. Louis
F—Amy Machin, North Carolina
F—Megan MacKenzie, Rochester
F—Michelle Sedita, UCF
F—Stephanie Zeh, North Carolina

1983

NSCAA

G—Joan Schockow, Cortland St.
D—Suzy Cobb, North Carolina
D—Heidi Comeau, Vermont
D—Joan Gettemeyer, Mo.-St. Louis
D—Karen Gollwitzer, Cortland St.
D—Lori Stukes, Massachusetts
F—Pam Baughman, George Mason
F—Bettina Bernardi, Texas A&M
F—Moirra Buckley, Connecticut
F—Stacey Flionis, Massachusetts
F—Lisa Gmitter, George Mason

1984

NSCAA

G—Monica Hall, UC Santa Barb.
D—Suzy Cobb, North Carolina
D—Leslie Gallimore, California
D—Liza Grant, Colorado Col.

D—Lori Stukes, Massachusetts
D—Harriet Tatro, Vermont
F—Michelle Akers, UCF
F—Lori Bessmer, Cortland St.
F—April Heinrichs, North Carolina
F—Donna MacDougall, Connecticut
F—Catherine Shankweiler, Connecticut

1985

NSCAA

G—Janine Szpara, Colorado Col.
D—Debbie Belkin, Massachusetts
D—Sharon Hoag, Colorado Col.
D—Cathy Klein, Cortland St.
D—Megan McCarthy, William & Mary
D—Colleen O'Day, Brown
F—Pam Baughman, George Mason
F—Lori Bessmer, Cortland St.
F—Kristin Bowsher, Massachusetts
F—Lisa Gmitter, George Mason
F—April Heinrichs, North Carolina

1986

NSCAA

G—Janine Szpara, Colorado Col.
D—Debbie Belkin, Massachusetts
D—Marcia McDermott, North Carolina
D—Megan McCarthy, William & Mary
D—Maria Montuori, Boston College
D—Denise Regas, Cal St. Hayward
F—Julie Angevine, Wisconsin
F—Laurie Collier, Cornell
F—Lisa Gmitter, George Mason
F—April Heinrichs, North Carolina
F—Jenni Symons, Santa Clara

1987

NSCAA

G—Janine Szpara, Colorado Col.
D—Debbie Belkin, Massachusetts
D—Kristen Bowsher, Massachusetts
D—Lori Henry, North Carolina
D—Megan McCarthy, William & Mary
D—Carla Werden, North Carolina
F—Joy Biefeld, California
F—Julie Cunningham, William & Mary
F—Kim Prutting, Connecticut
F—Jenni Symons, Santa Clara
F—Kerri Tashiro, Colorado Col.

1988

NSCAA

G—Janine Szpara, Colorado Col.
D—Linda Hamilton, North Carolina St.
D—Karen Nance, UC Santa Barb.
D—Kim Prutting, Connecticut
D—Shelley Separovich, Colorado Col.
D—Carla Werden, North Carolina
F—Michelle Akers, UCF
F—Joy Biefeld, California
F—Shannon Higgins, North Carolina
F—April Kater, Massachusetts
F—Jennifer Smith, Cornell

SOCCER AMERICA

D—Lisa Bray, William Smith
D—Linda Hamilton, North Carolina St.
D—Lori Henry, North Carolina
M—Joy Biefeld, California
M—Sonya Brandt, Pacific Lutheran
M—Sue Gjerset, Wisconsin
M—Shannon Higgins, North Carolina
M—April Kater, Massachusetts
M—Denise Regas, Cal St. Hayward
F—Michelle Akers, UCF
F—Annie Perez, Barry

1989

NSCAA

M—Joy Biefeld, California
M—Diane Hedin, George Mason
M—Shannon Higgins, North Carolina
M—April Kater, Massachusetts
M—Robin Lotze, William & Mary
M—Mary Claire Robinson, Colorado Col.
F—Laura Anton, George Mason

F—Charmaine Hooper, North Carolina St.
F—Kristine Lilly, North Carolina
F—Kerri Tashiro, Colorado Col.
F—Gina Vasallo, Boston College

SOCCER AMERICA

G—Karen Richter, UCF
D—Tamie Batista, Santa Clara
D—Kyllene Carter, Barry
D—Kim Prutting, Connecticut
M—Joy Biefeld, California
M—Shannon Higgins, North Carolina
M—April Kater, Massachusetts
M—Robin Lotze, William & Mary
M—Carla Werden, North Carolina
F—Charmaine Hooper, North Carolina St.
F—Kerri Tashiro, Colorado Col.

1990

NSCAA

G—Heather Taggart, Wisconsin
D—Julie Foudy, Stanford
D—Sandra Gaskill, William & Mary
D—Beth Grecco, Connecticut
F—Suzanne Baily, Brown
F—Brandi Chastain, Santa Clara
F—Lisa Cole, Southern Methodist
F—Mia Hamm, North Carolina
F—Charmaine Hooper, North Carolina St.
F—April Kater, Massachusetts
F—Kristine Lilly, North Carolina
F—Robin Lotze, William & Mary

SOCCER AMERICA

G—Saskia Webber, Rutgers
D—Julie Foudy, Stanford
D—Beth Grecco, Connecticut
M—Amanda Cromwell, Virginia
M—Linda Dorn, UC Santa Barb.
M—Jill Rutten, North Carolina St.
F—Brandi Chastain, Santa Clara
F—Lisa Cole, Southern Methodist
F—Mia Hamm, North Carolina
F—Kristine Lilly, North Carolina
F—April Kater, Massachusetts

1991

NSCAA

G—Heather Taggart, Wisconsin
D—Holly Hellmuth, Massachusetts
M—Caitleen Cambria, Connecticut
M—Amanda Cromwell, Virginia
M—Karen Ferguson, Connecticut
M—Julie Foudy, Stanford
M—Tisha Venturini, North Carolina
F—Kim LeMere, Hartford
F—Kristine Lilly, North Carolina
F—Kari Majjala, Wisconsin
F—Tiffeny Milbrett, Portland
F—Andrea Rubio, Virginia

SOCCER AMERICA

G—Heather Taggart, Wisconsin
D—Holly Hellmuth, Massachusetts
D—Robyn Neigel, Colorado Col.
M—Amanda Cromwell, Virginia
M—Julie Foudy, Stanford
M—Charry Korgel, Colorado Col.
M—Louellen Poore, North Carolina
M—Tisha Venturini, North Carolina
F—Kim LeMere, Hartford
F—Kristine Lilly, North Carolina
F—Tiffeny Milbrett, Portland

1992

NSCAA

G—Saskia Webber, Rutgers
D—Holly Hellmuth, Massachusetts
M—Karen Ferguson, Connecticut
M—Julie Foudy, Stanford
M—Tisha Venturini, North Carolina
F—Mia Hamm, North Carolina
F—Kim LeMere, Hartford
F—Kristine Lilly, North Carolina
F—Tiffeny Milbrett, Portland
F—Sarah Rafanelli, Stanford
F—Andrea Rubio, Virginia
F—Rebecca Wakefield, William & Mary

SOCCER AMERICA

G—Saskia Webber, Rutgers
D—Holly Hellmuth, Massachusetts
D—Jennifer Lewis, Duke
M—Karen Ferguson, Connecticut
M—Julie Foudy, Stanford
M—Tisha Venturini, North Carolina
M—Sue Wall, Santa Clara
F—Mia Hamm, North Carolina
F—Kim LeMere, Hartford
F—Kristine Lilly, North Carolina
F—Tiffeny Milbrett, Portland

1993

NSCAA

G—Skye Eddy, George Mason
D—Karen Ferguson, Connecticut
D—Jessica Fischer, Stanford
D—Paula Wilkins, Massachusetts
M—Cindy Daws, Notre Dame
M—Jennifer Lalor, Santa Clara
M—Tisha Venturini, North Carolina
M—Kelly Walbert, Duke
F—Mia Hamm, North Carolina
F—Kara Lee, Southern Methodist
F—Shannon MacMillan, Portland
F—Sarah Rafanelli, Stanford

SOCCER AMERICA

G—Skye Eddy, George Mason
D—Paula Wilkins, Massachusetts
M—Cindy Daws, Notre Dame
M—Karen Ferguson, Connecticut
M—Jennifer Lalor, Santa Clara
M—Tisha Venturini, North Carolina
F—Mia Hamm, North Carolina
F—Kara Lee, Southern Methodist
F—Shannon MacMillan, Portland
F—Sarah Rafanelli, Stanford
F—Kelly Walbert, Duke

1994

NSCAA

G—Jennifer Renola, Notre Dame
D—Jessica Fischer, Stanford
D—Heidi Kocher, Massachusetts
D—Thori Staples, North Carolina St.
M—Cindy Daws, Notre Dame
M—Jennifer Lalor, Santa Clara
M—Jessica Reifer, Hartford
M—Tisha Venturini, North Carolina
F—Shannon MacMillan, Portland
F—Tiffeny Milbrett, Portland
F—Natalie Neaton, William & Mary
F—Kelly Walbert, Duke

SOCCER AMERICA

G—Jen Mead, George Mason
D—Jessica Fischer, Stanford
M—Cindy Daws, Notre Dame
M—Danielle Egan, North Carolina
M—Angela Kelly, North Carolina
M—Jen Lalor, Santa Clara
M—Tisha Venturini, North Carolina
F—Shannon MacMillan, Portland
F—Tiffeny Milbrett, Portland
F—Natalie Neaton, William & Mary
F—Kelly Walbert, Duke

1995

NSCAA

G—Maja Hansen, New Hampshire
D—Jessica Fischer, Stanford
D—Erin Lynch, Massachusetts
D—Sara Whalen, Connecticut
D—Staci Wilson, North Carolina
M—Holly Manthei, Notre Dame
M—Jessica Reifer, Hartford
M—Emily Stauffer, Harvard
F—Danielle Garrett, Southern Methodist
F—Debbie Keller, North Carolina
F—Shannon MacMillan, Portland
F—Cindy Parlow, North Carolina

SOCCER AMERICA

G—Tracy Noonan, North Carolina
D—Jessica Fischer, Stanford
D—Erin Lynch, Massachusetts

D—Kate Sobrero, Notre Dame
 D—Thori Staples, North Carolina St.
 D—Staci Wilson, North Carolina
 M—Holly Manthei, Notre Dame
 F—Danielle Garrett, Southern Methodist
 F—Shannon MacMillan, Portland
 F—Cindy Parlow, North Carolina
 F—Kelly Walbert, Duke

1996**NSCAA**

G—Jennifer Renola, Notre Dame
 D—Erin Taylor, Maryland
 D—Sara Whalen, Connecticut
 D—Staci Wilson, North Carolina
 M—Justi Baumgardt, Portland
 M—Cindy Daws, Notre Dame
 M—Jennifer Lalor, Santa Clara
 M—Emily Stauffer, Harvard
 M—Kari Uppinghouse, Nebraska
 F—Bryn Blalack, Texas A&M
 F—Kerry Connors, Connecticut
 F—Cindy Parlow, North Carolina

SOCCER AMERICA

G—Jennifer Renola, Notre Dame
 D—Nel Fettig, North Carolina
 D—Sara Whalen, Connecticut
 M—Justi Baumgardt, Portland
 M—Cindy Daws, Notre Dame
 M—Jen Lalor, Santa Clara
 M—Tiffany Roberts, North Carolina
 M—Kari Uppinghouse, Nebraska
 F—Danielle Fotopoulos, Florida
 F—Debbie Keller, North Carolina
 F—Cindy Parlow, North Carolina

1997**NSCAA**

G—LaKeysia Beene, Notre Dame
 D—Jennifer Grubb, Notre Dame
 D—Kate Sobrero, Notre Dame
 D—Stephanie Yarem, Georgia
 M—Erin Baxter, Florida
 M—Ann Cook, William & Mary
 M—Erica Iverson, Massachusetts
 M—Jennifer McElmury, Minnesota
 M—Laurie Schwoy, North Carolina
 F—Traci Arkenberg, UCLA
 F—Cindy Parlow, North Carolina
 F—Sara Whalen, Connecticut

SOCCER AMERICA

G—LaKeysia Beene, Notre Dame
 D—Kate Sobrero, Notre Dame
 D—Staci Wilson, North Carolina
 M—Justi Baumgardt, Portland
 M—Ann Cook, William & Mary
 M—Anne Makinen, Notre Dame
 F—Traci Arkenberg, UCLA
 F—Mandy Clemens, Santa Clara
 F—Robin Confer, North Carolina
 F—Cindy Parlow, North Carolina
 F—Sara Whalen, Connecticut

1998**NSCAA**

G—Kristin Luckenbill, Dartmouth
 D—Suzanne Eastman, Dartmouth
 D—Lorrie Fair, North Carolina
 D—Michelle French, Portland
 M—Kelly Convey, Penn St.
 M—Asta Helgadottir, Vanderbilt
 M—Nikki Serlenga, Santa Clara
 F—Mandy Clemens, Santa Clara
 F—Danielle Fotopoulos, Florida
 F—Mary Frances Monroe, Connecticut
 F—Cindy Parlow, North Carolina

SOCCER AMERICA

G—Kristin Luckenbill, Dartmouth
 D—Lorrie Fair, North Carolina
 D—Michelle French, Portland
 M—Erin Baxter, Florida
 M—Anne Makinen, Notre Dame
 M—Tiffany Roberts, North Carolina
 M—Nikki Serlenga, Santa Clara

F—Mandy Clemens, Santa Clara
 F—Kim Engesser, Nebraska
 F—Danielle Fotopoulos, Florida
 F—Cindy Parlow, North Carolina

1999**NSCAA**

G—Emily Oleksiuk, Penn St.
 D—Danielle Slaton, Santa Clara
 D—Heather Mitts, Florida
 D—Sharolta Nonen, Nebraska
 M—Kaye Brownlee, Furman
 M—Nikki Serlenga, Santa Clara
 M—Lorrie Fair, North Carolina
 F—Christie Welsh, Penn St.
 F—Abby Wambach, Florida
 F—Mandy Clemens, Santa Clara
 F—Maren Hendershot, Brigham Young

SOCCER AMERICA

G—LaKeysia Beene, Notre Dame
 D—Lorrie Fair, North Carolina
 D—Heather Mitts, Florida
 D—Sharolta Nonen, Nebraska
 D—Danielle Slaton, Santa Clara
 M—Ronnie Fair, Stanford
 M—Anne Makinen, Notre Dame
 M—Nikki Serlenga, Santa Clara
 F—Mandy Clemens, Santa Clara
 F—Kelly Smith, Seton Hall
 F—Christie Welsh, Penn St.

2000**NSCAA**

G—Emily Oleksiuk, Penn St.
 D—Jenny Benson, Nebraska
 D—Rhegan Hyypio, Marquette
 D—Jaclyn Ravenia, Richmond
 D—Danielle Slaton, Santa Clara
 M—Meghan Anderson, Nebraska
 M—Aleisha Cramer, Brigham Young
 M—Katherine Linder, Hartford
 M—Anne Makinen, Notre Dame
 F—Andrea Cunningham, Miami (Ohio)
 F—Laura Schott, California
 F—Christie Welsh, Penn St.

SOCCER AMERICA

G—Hope Solo, Washington
 D—Heather Aldama, Santa Clara
 D—Jenny Benson, Nebraska
 D—Danielle Borgman, North Carolina
 D—Lauren Orlandos, Portland
 M—Anne Makinen, Notre Dame
 M—Mary-Frances Monroe, Connecticut
 F—Meredithe Florance, North Carolina
 F—Stephanie Rigamat, UCLA
 F—Laura Schott, California
 F—Christie Welsh, Penn St.

2001**NSCAA**

G—Emily Oleksiuk, Penn St.
 D—Danielle Borgman, North Carolina
 D—Danielle Slaton, Santa Clara
 D—Casey Zimny, Connecticut
 M—Joanna Lohman, Penn St.
 M—Mary-Frances Monroe, UCLA
 M—Aly Wagner, Santa Clara
 F—Katie Barnes, West Virginia
 F—Christine Sinclair, Portland
 F—Abby Wambach, Florida
 F—Christie Welsh, Penn St.

SOCCER AMERICA

G—Ruth Montgomery, St. Mary's (Cal.)
 D—Danielle Slaton, Santa Clara
 D—Amy Sauer, Stanford
 D—Catherine Reddick, North Carolina
 M—Aleisha Cramer, Brigham Young
 M—Aly Wagner, Santa Clara
 M—Jena Kluegel, North Carolina
 M—Lori Lindsey, Virginia
 F—Abby Wambach, Florida
 F—Christine Sinclair, Portland
 F—Christie Welsh, Penn St.

2002**NSCAA**

G—Nicole Barnhardt, Stanford
 D—Lauren Orlandos, Portland
 D—Catherine Reddick, North Carolina
 D—Nandi Pryce, UCLA
 M—Callie Withers, Stanford
 M—Joanna Lohman, Penn St.
 M—Sarah Popper, Connecticut
 M—Aly Wagner, Santa Clara
 F—Chrissie Abbott, West Virginia
 F—Marcia Wallis, Stanford
 F—Courtney Crandell, Charlotte
 F—Christine Sinclair, Portland

SOCCER AMERICA

G—Nicole Barnhardt, Stanford
 D—Catherine Reddick, North Carolina
 D—Lauren Orlandos, Portland
 D—Alisan Pabon, Stanford
 D—Nandi Pryce, UCLA
 M—Aly Wagner, Santa Clara
 M—Callie Withers, Stanford
 M—Joanna Lohman, Penn St.
 M—Devyn Hawkins, Santa Clara
 F—Chrissie Abbott, West Virginia
 F—Christine Sinclair, Portland

DIVISION I FIRST-TEAM ALL-AMERICAN BY SCHOOL**BARRY (2)**

88—Annie Perez
 89—Kyllene Carter

BOSTON COLLEGE (3)

82—Tracy Brooks
 86—Maria Montuori
 89—Gina Vasallo

BRIGHAM YOUNG (3)

99—Maren Hendershot
 00—Aleisha Cramer
 01—Aleisha Cramer

BROWN (3)

80—Frances Fusco
 85—Colleen O'Day
 90—Suzanne Baily

CALIFORNIA (5)

84—Leslie Gallimore
 87—Joy Biefeld
 88—Joy Biefeld
 89—Joy Biefeld
 00—Laura Schott

CAL ST. HAYWARD (2)

86—Denise Regas
 88—Denise Regas

UC SANTA BARB. (3)

84—Monica Hall
 88—Karen Nance
 90—Linda Dorn

UCF (5)

81—Pam Boughman
 82—Michelle Sedita
 84—Michelle Akers
 88—Michelle Akers
 89—Karen Richter

CHARLOTTE (1)

02—Courtney Crandell

CINCINNATI (1)

80—Deb McKinney

COLORADO COL. (12)

84—Liza Grant
 85—Sharon Hoag
 Janine Szpara
 86—Janine Szpara
 87—Janine Szpara
 Kerri Tashiro
 88—Shelley Separovich
 Janine Szpara
 89—Mary Claire Robinson
 Kerri Tashiro
 91—Charry Korgel
 Robyn Neigel

CONNECTICUT (21)

81—Mary Lou Breen
 Felise Duffy
 83—Moira Buckley
 84—Donna MacDougall
 Catherine Shankweiler
 87—Kim Prutting
 88—Kim Prutting
 89—Kim Prutting
 90—Beth Grecco
 91—Cathleen Cambria
 Karen Ferguson
 92—Karen Ferguson
 93—Karen Ferguson
 95—Sara Whalen
 96—Kerry Connors
 Sara Whalen
 97—Sara Whalen
 98—Mary-Frances Monroe
 00—Mary-Frances Monroe
 01—Casey Zimny
 02—Sarah Popper

CORNELL (2)

85—Laurie Collier
 88—Jennifer Smith

CORTLAND ST. (10)

80—Heather Brendel
 Terry Febrey
 81—Terry Febrey
 82—Lori Palmer
 Joan Schockow
 83—Karen Gollwitzer
 Joan Schockow
 84—Lori Bessmer
 85—Lori Bessmer
 Cathy Klein

DARTMOUTH (2)

98—Suzanne Eastman
 Kristin Luckenbill

DUKE (4)

92—Jennifer Lewis
 93—Kelly Walbert
 94—Kelly Walbert
 95—Kelly Walbert

FLORIDA (7)

96—Danielle Fotopoulos
 97—Erin Baxter
 98—Erin Baxter
 Danielle Fotopoulos
 99—Heather Mitts
 Abby Wambach
 01—Abby Wambach

FURMAN (1)

99—Kaye Brownlee

GEORGE MASON (9)

83—Pam Baughman
 Lisa Gmitter
 85—Pam Baughman
 Lisa Gmitter
 86—Lisa Gmitter
 89—Laura Anton
 Diane Hedin
 93—Skye Eddy
 94—Jen Mead

GEORGIA (1)

97—Stephanie Yarem

HARTFORD (5)

91—Kim LeMere
 92—Kim LeMere
 94—Jessica Reifer
 95—Jessica Reifer
 00—Katherine Linder

HARVARD (2)

95—Emily Stauffer
 96—Emily Stauffer

LEWIS & CLARK (1)

80—Lori Katz

MARQUETTE (1)

00—Rhegan Hyypio

MARYLAND (1)

96—Erin Taylor

MASSACHUSETTS (20)

80—Madeline Mangini
81—Nina Holmstrom
82—Jackie Gaw
83—Stacey Flionis
Lori Stukes
84—Lori Stukes
85—Debbie Belkin
Kristen Bowsher
86—Debbie Belkin
87—Debbie Belkin
Kristen Bowsher
88—April Kater
89—April Kater
90—April Kater
91—Holly Hellmuth
92—Holly Hellmuth
93—Paula Wilkins
94—Heidi Kocher
95—Erin Lynch
97—Erica Iverson

MIAMI (Ohio) (1)

00—Andrea Cunningham

MINNESOTA (1)

97—Jennifer McElmury

MO.-ST. LOUIS (4)

81—Joan Gettemeyer
82—Joan Gettemeyer
Patty Kelley
83—Joan Gettemeyer

NEBRASKA (5)

96—Kari Uppinghouse
98—Kim Engesser
99—Sharolta Nonen
00—Jenny Benson
Meghan Anderson

NEW HAMPSHIRE (1)

95—Maja Hansen

NORTH CAROLINA (55)

90—Nancy Clary
81—Wendy Greenberg
Dori Kovanen
Stephanie Zeh
82—Amy Machin
Stephanie Zeh
83—Suzy Cobb
84—Suzy Cobb
April Heinrichs
85—April Heinrichs
86—April Heinrichs
Marcia McDermott
87—Lori Henry
Carla Werden
88—Lori Henry
Shannon Higgins
Carla Werden

89—Kristine Lilly
90—Mia Hamm
Shannon Higgins
Kristine Lilly

91—Kristine Lilly
Louellen Poore
Tisha Venturini
92—Mia Hamm
Kristine Lilly
Tisha Venturini

93—Mia Hamm

93—Tisha Venturini

94—Danielle Egan

Angela Kelly

Tisha Venturini

95—Debbie Keller

Tracy Noonan

Cindy Parlow

Staci Wilson

96—Nel Fettig

Debbie Keller

Cindy Parlow

Tiffany Roberts

Staci Wilson

97—Robin Confer

Cindy Parlow

Laurie Schwoy

Staci Wilson

98—Lorrie Fair

Cindy Parlow

Tiffany Roberts

99—Lorrie Fair

00—Danielle Borgman

Meredith Florance

01—Danielle Borgman

Jena Kluegel

Catherine Reddick

02—Catherine Reddick

NORTH CAROLINA ST. (6)

88—Linda Hamilton

89—Charmaine Hooper

90—Charmaine Hooper

Jill Rutten

94—Thori Staples

95—Thori Staples

NORTHERN COLO. (1)

80—DiAnn Kimbrel

NOTRE DAME (15)

93—Cindy Daws

94—Cindy Daws

Jennifer Renola

95—Holly Manthei

Kate Sobrero

96—Cindy Daws

Jennifer Renola

97—LaKeysia Beene

Jennifer Grubb

Anne Makinen

Kate Sobrero

98—Anne Makinen

99—LaKeysia Beene

Anne Makinen

00—Anne Makinen

OREGON (1)

81—Meg Metz

PACIFIC LUTHERAN (1)

88—Sonya Brandt

PENN ST. (9)

98—Kelly Convey

99—Emily Oleksiuk

Christie Welsh

00—Emily Oleksiuk

Christie Welsh

01—Emily Oleksiuk

Christie Welsh

Joanna Lohman

02—Joanna Lohman

PORTLAND (13)

91—Tiffeny Milbrett

92—Tiffeny Milbrett

93—Shannon MacMillan

94—Shannon MacMillan

Tiffeny Milbrett

95—Shannon MacMillan

96—Justi Baumgardt

97—Justi Baumgardt

98—Michelle French

00—Lauren Orlando

01—Christine Sinclair

02—Christine Sinclair

Lauren Orlando

PRINCETON (1)

80—Nena Odium

RADFORD (1)

82—Helen Negrey

RICHMOND (1)

00—Jaclyn Ravenia

ROCHESTER (1)

82—Megan MacKenzie

RUTGERS (2)

90—Saskia Webber

92—Saskia Webber

ST. MARY'S (CAL.) (1)

01—Ruth Montgomery

SANTA CLARA (20)

86—Jenni Symons

87—Jenni Symons

89—Tamie Batista

90—Brandi Chastain

92—Sue Wall

93—Jennifer Lalor

94—Jennifer Lalor

96—Jennifer Lalor

97—Mandy Clemens

98—Mandy Clemens

Nikki Serlenga

99—Mandy Clemens

Nikki Serlenga

Danielle Slaton

00—Danielle Slaton

Heather Aldama

01—Danielle Slaton

Aly Wagner

02—Aly Wagner

Devyn Hawkins

SETON HALL (1)

99—Kelly Smith

SOUTHERN METHODIST (3)

90—Lisa Cole

93—Kara Lee

95—Danielle Garrett

STANFORD (14)

90—Julie Foudy

91—Julie Foudy

92—Julie Foudy

Sarah Rafanelli

93—Jessica Fischer

Sarah Rafanelli

94—Jessica Fischer

95—Jessica Fischer

99—Ronnie Fair

01—Amy Sauer

02—Nicole Barnhardt

Callie Withers

Marcia Wallis

Alisan Pabon

TEXAS A&M (4)

80—Adele Fairman

81—Carol Smith

83—Bettina Bernardi

96—Bryn Blalack

UCLA (5)

80—Jolly Colchetti

97—Traci Arkenberg

00—Stephanie Rigamat

01—Mary-Frances Monroe

02—Nandi Pryce

VANDERBILT (1)

98—Asta Helgadóttir

VERMONT (2)

83—Heidi Comeau

84—Harriet Tatro

VIRGINIA (5)

90—Amanda Cromwell

91—Amanda Cromwell

Andrea Rubio

92—Andrea Rubio

01—Lori Lindsey

WASHINGTON (1)

00—Hope Solo

WEST VIRGINIA (2)

01—Katie Barnes

02—Chrissie Abbott

WILLIAM & MARY (10)

85—Megan McCarthy

86—Megan McCarthy

87—Julie Cunningham

Megan McCarthy

89—Robin Lotze

90—Sandra Gaskill

Robin Lotze

92—Rebecca Wakefield

94—Natalie Neaton

97—Ann Cook

WILLIAM SMITH (1)

88—Lisa Bray

WISCONSIN (5)

86—Julie Angevine

88—Sue Gjerset

90—Heather Taggart

91—Karen Maijala

Heather Taggart

DIVISION II FIRST-TEAM**ALL-AMERICAN****(1988-2002)****1988**

G—Sue Plante, Merrimack

D—Dina Dolan, Southampton

D—Torrie Fitzpatrick, Southern N.H.

D—Kim Johnson, Cal St. Hayward

D—Carla Miller, Army

D—Denise Regas, Cal St. Hayward

F—Mary Ehlman, Quincy

F—Stephanie Gabbert, Mo.-St. Louis

F—Margaret Morin, St. Anselm

F—Annie Perez, Barry

F—Cindy Romero, Sonoma St.

1989

G—Carilynn Hormilla, Barry

G—Sue Plante, Merrimack

D—Kylene Carter, Barry



North Carolina Sports Information

Catherine Reddick of North Carolina earned first-team All-America honors for the second straight season. Reddick is one of 55 Tarheels to be named All-American.

D—Tracy Foels, UNC Greensboro
 D—Kate Ricci, Buffalo
 D—Kelly Roche, Adelphi
 M—Karen Christian, Adelphi
 M—Torrie Fitzpatrick, Southern N.H.
 M—Denise Lyons, Keene St.
 M—Judy Vonheeder, Sonoma St.
 M—Kristi White, Cal St. Dom. Hills
 F—Jennifer Faccione, Barry

1990

G—Kim Abbott, Sonoma St.
 D—Kyllene Carter, Barry
 D—Alyson Foley, Keene St.
 D—Leandra May, Cal St. Chico
 D—Beth Ann O'Leary, Merrimack
 D—Kate Ricci, Buffalo
 F—Stacy Ball, Sonoma St.
 F—Karen Beckner, Sonoma St.
 F—Dina Gentile, Adelphi
 F—Heather Jaeger, Barry
 F—Shannon Payne, Cal Poly Pomona
 F—Angel Schofield, Springfield

1991

G—Melissa Galletta, Adelphi
 D—Michelle Hackett, Quincy
 D—Kirsten Oberg, Franklin Pierce
 M—Julie Cochran, Sonoma St.
 M—Jennifer Faccione, Barry
 M—Jennifer Grasso, Cal St. Dom. Hills
 M—Noreen Herlihy, Mercyhurst
 F—Karen Beckner, Sonoma St.
 F—Tami Bradley, Sonoma St.
 F—Alayne Rott, Barry
 F—Veronica Sansom, Mercyhurst
 F—Angel Schofield, Springfield
 F—Jennifer Shannon, Barry
 F—Laini Short, Southern N.H.

1992

G—Melissa Galletta, Adelphi
 D—Christine Bravy, Southampton
 D—Laura Jones, Bloomsburg
 M—Jennifer Grasso, Cal St. Dom. Hills
 M—Erin Jaeger, Barry
 M—Carmen Llorico, Mo.-St. Louis
 F—Ewa Bergsten, Franklin Pierce
 F—Denise Buttici, Cal St. Chico
 F—Nancy Daly, Merrimack
 F—Allison Gibson, Sonoma St.
 F—Amy Rubin, Cal St. Dom. Hills
 F—Angel Schofield, Springfield
 F—Jennifer Shannon, Barry

1993

G—Carolyn Wellman, Sonoma St.
 D—Allison Ankerson, Catawba
 D—Amy Burrill, Barry
 D—Mia U-Rycki, Mercyhurst
 M—Wendy Cotton, Cal St. Chico
 M—Heather Jaeger, Barry
 M—Vicky Sidorenko, Adelphi
 F—Ewa Bergsten, Franklin Pierce
 F—Allison Gibson, Sonoma St.
 F—Erin Stewart, Mercyhurst
 F—Amy Williamson, Elon

1994

G—Michelle Hughes, St. Anselm
 D—Amy Burrill, Barry
 D—Petra Lostelius, Franklin Pierce
 D—Holly Panichelli, Bloomsburg
 M—Carrie Bechtold, Quincy
 M—Heather Boisvere, Keene St.
 M—Tiffany Hadfield, Sonoma St.
 M—Erin Jaeger, Barry
 F—Rebecca Creedon, Bloomsburg
 F—Rosie Durbin, Metro St.
 F—Nathalie Geeris, Franklin Pierce
 F—Heather Swabowicz, Southern N.H.

1995

G—Amy Linn, Bloomsburg
 D—Nathalie Geeris, Franklin Pierce

D—Deshaunne Running, Denver
 D—Ginger Staulcup, Elon
 M—Ewa Bergsten, Franklin Pierce
 M—Tracy Cross, Mercyhurst
 M—Tiffany Hadfield, Sonoma St.
 F—Rebecca Hardiman, Presbyterian
 F—Tracy Healy, Air Force
 F—Pamila Larsson, Franklin Pierce
 F—Claire Scanlan, Mercyhurst

1996

G—Denise Hutchinson, St. Joseph's (Ind.)
 D—Rebekah Breech, St. Joseph's (Ind.)
 D—Kerry Johnson, Barry
 D—Deshaunne Running, Denver
 M—Julie Bugg, Bloomsburg
 M—Elizabeth Ernst, Mo.-St. Louis
 M—Laura Martin, Adelphi
 F—Janece Friederich, SIU-Edwardsville
 F—Marie Kolbert, Lynn
 F—Tatum Mahoney, Regis (Colo.)
 F—Pauliina Miettinen, Franklin Pierce
 F—Anne Parnila, Franklin Pierce

1997

G—Brandy Jones, Barry
 D—Amy Apodaca, Sonoma St.
 D—Jennifer Newkirk, West Va. Wesleyan
 D—Courtney Swanson, Presbyterian
 M—Pauliina Auveri, Franklin Pierce
 M—Julie Bugg, Bloomsburg
 M—Marie Kolbert, Lynn
 M—Laura Martin, Adelphi
 F—Pauliina Miettinen, Franklin Pierce
 F—Jannie Nicolaisen, Lynn
 F—Tiffany Thompson, Mesa St.

1998

G—Tracy Wirth, Bloomsburg
 D—Amy Henkaus, Southern Ind.
 D—Brenda van Stralen, Franklin Pierce
 D—Venetta Wilson, Belmont Abbey
 M—Amy Apodaca, Sonoma St.
 M—Pauliina Auveri, Franklin Pierce
 M—Julie Bugg, Bloomsburg
 F—April Lasater, Midwestern St.
 F—Pauliina Miettinen, Franklin Pierce
 F—Jannie Nicolaisen, Lynn
 F—Mary Reid, St. Joseph's (Ind.)

1999

G—Kara Stout, Sonoma St.
 D—Venetta Wilson, Belmont Abbey
 D—Lisa Jensen, Merrimack
 D—Stephanie Petterson, Wheeling Jesuit
 M—Georgina Adams, Lock Haven
 M—Amy Apodaca, Sonoma St.
 M—Brenda Van Stralen, Franklin Pierce
 F—Betsy Moore, Northern Ky.
 F—Jenny Nilsson, Barry
 F—Ruth Van't Land, Cal Poly Pomona
 F—Minna Mustonen, Franklin Pierce

2000

G—Meghan Frey, Mercyhurst
 D—Cheryl Bates, Mesa St.
 D—Julia Cuder, UC San Diego
 D—Merry Osikowicz, Barry
 M—Geraldine O'Shea, Mercyhurst
 M—Naomi Clarke, Lock Haven
 M—Tricia Ruark, Northern Ky.
 F—Betsy Moore, Northern Ky.
 F—Christine Krebs, Bloomsburg
 F—Cindy Dostalek, UC San Diego
 F—Teresa Uliano, Southern Conn. St.

2001

G—Alison Skoglund, Merrimack
 D—Nicole Meyer, Regis (Colo.)
 D—Julia Cuder, UC San Diego
 D—Annmarie Yutkins, Merrimack
 M—Patty Cronin, Merrimack
 M—Megan Mendoza, UC San Diego
 M—Tricia Ruark, Northern Ky.

F—Betsy Moore, Northern Ky.
 F—Missy Gregg, Christian Bros.
 F—Margaret Saurin, Christian Bros.
 F—Kate Murphy, Regis (Colo.)

2002

G—Lindsay Blöse, Mesa St.
 D—Nicole Meyer, Regis (Colo.)
 D—Nicole Cheadle, Franklin Pierce
 D—Katherine Slattery, Barry
 M—Jenelle Brandt, Metro St.
 M—Anumari Ylesmaki, Franklin Pierce
 M—Stephanie Kirby, Neb.-Omaha
 F—Kristen Geyer, Regis (Colo.)
 F—Stephanie Kruse, Neb.-Omaha
 F—Meghan Welcome, Franklin Pierce
 F—Missy Gregg, Christian Bros.

DIVISION II FIRST-TEAM ALL-AMERICAN BY SCHOOL**ADELPHI (8)**

89—Karen Christian
 Kelly Roche
 90—Dina Gentile
 91—Melissa Galletta
 92—Melissa Galletta
 93—Vicky Sidorenko
 96—Laura Martin
 97—Laura Martin

AIR FORCE (1)

95—Tracy Healy

ARMY (1)

88—Carla Miller

BARRY (20)

88—Annie Perez
 89—Kyllene Carter
 Jennifer Faccione
 Carilynn Hormilla
 90—Kyllene Carter
 Heather Jaeger
 91—Jennifer Faccione
 Alayne Rott
 Jennifer Shannon
 92—Erin Jaeger
 Jennifer Shannon
 93—Amy Burrill
 Heather Jaeger
 94—Amy Burrill
 Erin Jaeger
 96—Kerry Johnson
 97—Brandy Jones
 99—Jenny Nilsson
 00—Merry Osikowicz
 02—Katherine Slattery

BELMONT ABBEY (2)

98—Venetta Wilson
 99—Venetta Wilson

BLOOMSBURG (9)

92—Laura Jones
 94—Rebecca Creedon
 Holly Panichelli
 95—Amy Linn
 96—Julie Bugg
 97—Julie Bugg
 98—Julie Bugg
 Tracy Wirth
 00—Christine Krebs

BUFFALO (2)

89—Kate Ricci
 90—Kate Ricci

UC SAN DIEGO (4)

00—Julia Cuder
 Cindy Dostalek
 01—Julia Cuder
 Megan Mendoza

CAL POLY POMONA (2)

90—Shannon Payne
 99—Ruth Van't Land

CAL ST. CHICO (3)

90—Leandra May
 92—Denise Buttici

93—Wendy Cotton

CAL ST. DOM. HILLS (4)

89—Kristi White
 91—Jennifer Grasso
 92—Jennifer Grasso
 Amy Rubin

CAL ST. HAYWARD (2)

88—Kim Johnson
 Denise Regas

CATAWBA (1)

93—Allison Ankerson

CHRISTIAN BROS. (3)

01—Missy Gregg
 Margaret Saurin
 02—Missy Gregg

DENVER (2)

95—Deshaunne Running
 96—Deshaunne Running

ELON (2)

93—Amy Williamson
 95—Ginger Staulcup

FRANKLIN PIERCE (20)

91—Kirsten Oberg
 92—Ewa Bergsten
 93—Ewa Bergsten
 94—Nathalie Geeris
 Petra Lostelius
 95—Ewa Bergsten
 Nathalie Geeris
 Pamela Larsson
 96—Pauliina Miettinen
 Anne Parnila
 97—Pauliina Auveri
 Pauliina Miettinen
 98—Pauliina Auveri
 Pauliina Miettinen
 Brenda van Stralen
 99—Minna Mustonen
 Brenda van Stralen
 02—Nicole Cheadle
 Anumari Ylesmaki
 Meghan Welcome

KEENE ST. (3)

89—Denise Lyons
 90—Alyson Foley
 94—Heather Boisvere

LOCK HAVEN (2)

99—Georgina Adams
 00—Naomi Clarke

LYNN (4)

96—Marie Kolbert
 97—Marie Kolbert
 Jannie Nicolaisen
 98—Jannie Nicolaisen

MERCYHURST (8)

91—Noreen Herlihy
 Veronica Sansom
 93—Erin Stewart
 Mia U-Rycki
 95—Tracy Cross
 Claire Scanlon
 00—Meghan Fry
 Geraldine O'Shea

MERRIMACK (8)

88—Sue Plante
 89—Sue Plante
 90—Beth Ann O'Leary
 92—Nancy Daly
 99—Lisa Jensen
 01—Alison Skoglund
 Annmarie Yutkins
 Patty Cronin

MESA ST. (3)

97—Tiffany Thompson
 00—Cheryl Bates
 02—Lindsay Blöse

METRO ST. (2)

94—Rosie Durbin
 02—Jenelle Brandt

MIDWESTERN ST. (1)

98—April Lasater

MO.-ST. LOUIS (3)88—Stephanie Gabbert
92—Carmer Llorica
96—Elizabeth Ernst**NEB.-OMAHA (2)**02—Stephanie Kruse
Stephanie Kirby**UNC GREENSBORO (1)**

89—Tracy Foels

NORTHERN KY. (5)99—Betsy Moore
00—Tricia Ruark
Betsy Moore
01—Betsy Moore
Tricia Ruark**PRESBYTERIAN (2)**95—Rebecca Hardiman
97—Courtney Swanson**QUINCY (3)**88—Mary Ehman
91—Michelle Hackett
94—Carrie Bechtold**REGIS (COLO.) (3)**96—Tatum Mahoney
01—Nicole Meyer
Kate Murphy
02—Nicole Meyer
Kristen Geyer**ST. ANSELM (2)**88—Margaret Morin
94—Michelle Hughes**ST. JOSEPH'S (IND.) (3)**96—Rebekah Breech
Denise Hutchinson
98—Mary Reid**SONOMA ST. (17)**88—Cindy Romero
89—Judy Vonheeder
90—Kim Abbott
Stacy Ball
Karen Beckner
91—Karen Beckner
Tami Bradley
Julie Cochran
92—Allison Gibson
93—Allison Gibson
Carolyn Wellman
94—Tiffany Hadfield
95—Tiffany Hadfield
97—Amy Apodaca
98—Amy Apodaca
99—Amy Apodaca
Kara Stout**SOUTHAMPTON (2)**88—Dina Dolan
92—Christine Bravy**SOUTHERN CONN. ST. (1)**

00—Teresa Uliano

SIU-EDWARDSVILLE (1)

96—Janece Friederich

SOUTHERN IND. (1)

98—Amy Henkaus

SOUTHERN N.H. (4)88—Torrice Fitzpatrick
89—Torrice Fitzpatrick
91—Laini Short
94—Heather Swabowicz**SPRINGFIELD (3)**90—Angel Schofield
91—Angel Schofield
92—Angel Schofield**WEST VA. WESLEYAN (1)**

97—Jennifer Newkirk

WHEELING JESUIT (1)

99—Stephanie Petterson

**DIVISION III FIRST-TEAM
ALL-AMERICAN
(1986-2002)****1986**G—Tracy Kelly, Curry
D—Maria Budihas, Rochester
D—Terry Cilento, Ithaca
D—Lindsey Howland, Plymouth St.
D—Cathy Klein, Cortland St.
D—T'she Looney, Cortland St.
F—Cecilia Bombardier, Curry
F—Adriene Clark, UC San Diego
F—Georganne Morin, Allegheny
F—Jane Sandvik, St. Thomas (Minn.)
F—Nellie Springer, Allegheny**1987**G—Leslie Moore, Cortland St.
D—Cecilia Bombardier, Curry
D—Lisa Bray, William Smith
D—Elizabeth Byrne, Frank. & Marsh.
D—Jill McCabe, Rochester
D—Sue Stephan, St. Mary's (Minn.)
F—Kerry Ambrose, St. Mary's (Minn.)
F—Nancy Delaney, Bowdoin
F—Georganne Morin, Allegheny
F—Lisa Rich, Rochester
F—Jane Sandvik, St. Thomas (Minn.)**1988**G—Vida Donohue, William Smith
D—Lisa Bray, William Smith
D—Jill Decker, Rochester
D—Nancy MacCallum, Plymouth St.
D—Beth Owens, Hartwick
D—Sue Stephan, St. Mary's (Minn.)
F—Kristin Dougherty, Plymouth St.
F—Katy Dulock, UC San Diego
F—Kim Paterson, Kalamazoo
F—Jane Sandvik, St. Thomas (Minn.)
F—Nellie Springer, Allegheny**1989**G—Diane DeFalco, Mary Washington
G—Mary St. Germain, Plymouth St.
D—Janine Englehard, Cortland St.
D—Susan Garibaldi, Bowdoin
D—Toni Krumme, UC San Diego
D—Holly Spiech, Scranton
M—Susan Otto, St. Mary's (Minn.)
M—Laure Schingen, St. Thomas (Minn.)
F—Lisa Caracillo, Rochester
F—Corrie Curtis, Macalester
F—Tracy Deyle, Ithaca
F—Anne Thorpe, Methodist**1990**G—Shelly Krisfalusi, Kalamazoo
D—Catherine Byrne, Methodist
D—Lisa Hines, Plymouth St.
D—Julie Macko, St. Mary's (Minn.)
D—Holly Spiech, Scranton
F—Corie Curtis, Macalester
F—Janine Englehard, Cortland St.
F—Ann Haggerty, William Smith
F—Karen Hertel, Cortland St.
F—Sarah Russell, Bowdoin
F—Anne Thorpe, Methodist**1991**G—Beth Howland, Ithaca
D—Catherine Byrne, Methodist
D—Beth Field, Plymouth St.
M—Debra Biche, Plymouth St.
M—Ann Haggerty, William Smith
M—Kristen Kluge, St. Mary's (Minn.)
M—Colleen Neary, St. Benedict
M—Stacie Rose, Ohio Wesleyan
F—Lida Nassif, William Smith
F—Colleen O'Brien, Bates
F—Jen Vescio, Allegheny**1992**G—Jennifer Haddad, Washington (Mo.)
M—Janine Caruso, Cortland St.
M—Julie Duerler, N.C. Wesleyan
M—Colette Gilligan, Methodist
M—Sharon Glick, Williams
M—Kristen Kluge, St. Mary's (Minn.)
M—Angela Mouch, Ohio Wesleyan
F—Ann Haggerty, William Smith
F—Kristin Mainella, Plymouth St.
F—Jenny Scanlon, Macalester
F—Rebecca Wentz, Denison**1993**G—Amy Brunner, Bates
D—Megan Collins, Ithaca
D—Kerri Pool, Gust. Adolphus
M—Julie Duerler, N.C. Wesleyan
M—Allyson Shirtz, William Smith
M—Julie Tienken, Babson
M—Megan Whiteside, Denison
F—Betsy Balling, Geneseo St.
F—Becky Fetzer, Wheaton (Ill.)
F—Rebecca Morton, Methodist
F—Mary-Bridget Pawlik, Plymouth St.**1994**G—Jill Weber, Carnegie Mellon
D—Tanya Koning, Ithaca
D—Katie Kortsch, St. Mary's (Minn.)
D—Trish Parker, N.C. Wesleyan
D—Nicole Richardson, William Smith
M—Kim Faust, Col. of New Jersey
M—Stacey Freda, Plymouth St.
M—Jen Kohler, Randolph-Macon
F—Karen Eason, Amherst
F—Becky Morton, Methodist
F—Janie Probst, Wis.-Stevens Point
F—Stacey Williams, Wilmington (Ohio)**1995**G—Sarah Newlin, Wittenberg
D—Maria Fesel, Binghamton
D—Erin Hamm, Randolph-Macon
D—Elizabeth Ianotti, Bowdoin
D—Diana Muchowski, UC San Diego
M—Kim Faust, Col. of New Jersey
M—Jennifer Kohler, Randolph-Macon
M—Janet Urban, Cortland St.
F—Nikki Epperson, Macalester
F—Cynthia Falwell, Bowdoin
F—Stacey Williams, Wilmington (Ohio)**1996**G—Lindsay Litchfield, Skidmore
D—Maria Fesel, Binghamton
D—Jessica Gonzalez, Col. of New Jersey
D—Kelly James, Wooster
M—Amy Carter, Emory
M—Shaunette Richards, Amherst
M—Aundrea Tilly, Richard Stockton
F—Staci Donald, William Smith
F—Brooke Epperson, Macalester
F—Ele Johnson, UC San Diego
F—Kate O'Malley, Bates
F—Stacey Williams, Wilmington (Ohio)**1997**G—Lindsay Litchfield, Skidmore
D—Eleanor Hickerson, Amherst
D—Lara Philby, Cal Lutheran
D—Felicity Smith, Mary Washington
M—Lauren Johnson, UC San Diego
M—Kim Olsen, N.C. Wesleyan
M—Kim Rausch, William Smith
F—Tara Dyk, Calvin
F—Brooke Epperson, Macalester
F—Rachel Sweeney, Washington (Mo.)
F—Traci Tapp, Col. of New Jersey**1998**G—Lisa Grefe, St. Benedict
D—Kim Cwik, Wis.-Stevens PointD—Sarah Hilgenberg, Wellesley
D—Sarah Newland, Trinity (Tex.)
M—Julie Gick, Cortland St.
M—Cindy Laudien, Wm. Paterson
M—Kate Ryan-Reiling, Macalester
F—Brooke Epperson, Macalester
F—Natalie Flindt, Willamette
F—Katy Sturtz, Ohio Wesleyan
F—Traci Tapp, Col. of New Jersey**1999**G—Victoria Nusse, Col. of New Jersey
D—Lauren Frankford, Gettysburg
D—Sarah Hilgenberg, Wellesley
D—Laura LoGuidice, St. Lawrence
M—Beth Walse, DePauw
M—Janine Harispe, UC San Diego
M—Kate Ryan-Reiling, Macalester
F—Alex Rucinski, Cal Lutheran
F—Katy Sturtz, Ohio Wesleyan
F—Jill Caterer, Williams
F—Alexa Kapetanakis, N.C. Wesleyan**2000**G—Victoria Nusse, Col. of New Jersey
D—Kathleen Thelian, William Smith
D—Laura Grinstead, Puget Sound
D—Margaret Domka, Wis.-Stevens Point
M—Becky King, Trinity (Tex.)
M—Jane Och, Allegheny
M—Sarah Yeatman, Tufts
F—Ali Bimba, Wheaton (Mass.)
F—Anne Schenck, Emory
F—Katy Sturtz, Ohio Wesleyan
F—Liz McGrail, Oneonta St.**2001**G—Leah Cornwell, William Smith
D—Felicia Crump, William Smith
D—Trisha Barbosa, Williams
D—Carrie Webster, Lynchburg
M—Michelle Jacobs, Wis.-Stevens Point
M—Cathy Poor, Amherst
M—Stacey Supanich, Albion
F—Sara Suchoski, Scranton
F—Annie Schenck, Emory
F—Katy Sturtz, Ohio Wesleyan
F—Amy Morris, Willamette**2002**G—Leah Cornwell, William Smith
D—Erin Duffy, Wheaton (Mass.)
D—Megan McMullen, Wilmington (Ohio)
D—Amy Work, Ohio Wesleyan
M—Erica Adelstein, Trinity (Tex.)
M—Mindy Miller, Messiah
M—Gia Rosamilia, Col. of New Jersey
M—Tessie Thompson, St. Thomas (Minn.)
F—Anne Merten, Willamette
F—Tracy Prihoda, Wheaton (Mass.)
F—Lindsay Rowland, Trinity (Tex.)**DIVISION III FIRST-TEAM
ALL-AMERICAN BY SCHOOL****ALLEGHENY (6)**86—Georganne Morin
Nellie Springer
87—Georganne Morin
88—Nellie Springer
91—Jen Vescio
00—Jane Och**ALBION (1)**

01—Stacey Supanich

AMHERST (4)94—Karen Eason
96—Shaunette Richards
97—Eleanor Hickerson
01—Kathy Poor

BABSON (1)

93—Julie Tienken

BATES (3)91—Colleen O'Brien
93—Amy Brunner
96—Kate O'Malley**BINGHAMTON (2)**95—Maria Fesel
96—Maria Fesel**BOWDOIN (5)**87—Nancy Delaney
89—Susan Garibaldi
90—Sarah Russell
95—Cynthia Falwell
Elizabeth Ianotti**CAL LUTHERAN (2)**97—Lara Philby
99—Alix Rucinski**UC SAN DIEGO (7)**86—Adriene Clark
88—Katy Dulock
89—Toni Krumme
95—Diane Muchowski
96—Ele Johnson
97—Lauren Johnson
99—Janine Harispe**CALVIN (1)**

97—Tara Dyk

CARNEGIE MELLON (1)

94—Jill Weber

CORTLAND ST. (9)86—Cathy Klein
T'she Looney
87—Leslie Moore
89—Janine Englehard
90—Janine Englehard
Karen Hertel
92—Janine Caruso
95—Janet Urban
98—Julie Gick**CURRY (3)**86—Cecilia Bombardier
Tracy Kelly
87—Cecilia Bombardier**DENISON (2)**92—Rebecca Wentz
93—Megan Whiteside**DE PAUW (1)**

99—Beth Walse

EMORY (3)96—Amy Carter
00—Annie Schneck
01—Annie Schneck**FRANK. & MARSH. (1)**

87—Elizabeth Byrne

GENESEO ST. (1)

93—Betsy Balling

GETTYSBURG (1)

99—Lauren Frankford

GUST. ADOLPHUS (1)

93—Kerri Pool

HARTWICK (1)

88—Beth Owens

ITHACA (5)86—Terry Cilento
89—Tracy Deyle
91—Beth Howland
93—Megan Collins
94—Tonya Koning**KALAMAZOO (2)**88—Kim Paterson
90—Shelly Krisfalusi**LYNCHBURG (1)**

01—Carrie Webster

MACALESTER (9)89—Corrie Curtis
90—Corrie Curtis
92—Jenny Scanlon
95—Nikki Epperson
96—Brooke Epperson
97—Brooke Epperson
98—Brooke Epperson
Kate Ryan-Reiling
99—Kate Ryan-Reiling**MARY WASHINGTON (2)**89—Diane DeFalco
97—Felicity Smith**MESSIAH (1)**

02—Mindy Miller

METHODIST (7)89—Anne Thorpe
90—Catherine Byrne
Anne Thorpe
91—Catherine Byrne
92—Colette Gilligan
93—Rebecca Morton
94—Rebecca Morton**COL. OF NEW JERSEY (8)**94—Kim Faust
95—Kim Faust
96—Jessica Gonzalez
97—Traci Tapp
98—Traci Tapp
99—Victoria Nusse
00—Victoria Nusse
02—Gia Rosamilia**N.C. WESLEYAN (5)**92—Julie Duerler
93—Julie Duerler
94—Trish Parker
97—Kim Olsen
99—Aleka Kapetanakis**OHIO WESLEYAN (7)**91—Stacie Rose
92—Angela Mouch
98—Katy Sturtz
99—Katy Sturtz
00—Katy Sturtz
01—Katy Sturtz
02—Amy Work**ONEONTA ST. (1)**

00—Liz McGrail

PLYMOUTH ST. (10)86—Lindsey Howland
88—Kristin Dougherty
Nancy MacCallum
89—Mary St. Germain
90—Lisa Hines
91—Debra Biche
Beth Field
92—Kristin Mainella
93—Mary-Bridget Pawlik
94—Stacy Freda**PUGET SOUND (1)**

00—Laura Grinstead

RANDOLPH-MACON (3)94—Jen Kohler
95—Erin Hamm
Jen Kohler**RICHARD STOCKTON (1)**

96—Aundrea Tilly

ROCHESTER (5)86—Maria Budihis
87—Jill McCabe
Lisa Rich
88—Jill Decker
89—Lisa Caracillo**ST. BENEDICT (2)**91—Colleen Neary
98—Lisa Grefe**ST. LAWRENCE (1)**

99—Laura LoGuidice

ST. MARY'S (MINN.) (8)87—Kerry Ambrose
Sue Stephan
88—Sue Stephan
89—Susan Otto
90—Julie Macko
91—Kristen Kluge
92—Kristen Kluge
94—Katie Kortsch**ST. THOMAS (MINN.) (5)**86—Jane Sandvik
87—Jane Sandvik
88—Jane Sandvik
89—Laure Schingen
02—Tessie Thompson**SCRANTON (3)**89—Holly Spiech
90—Holly Spiech
01—Sara Suchoski**SKIDMORE (2)**96—Lindsay Litchfield
97—Lindsay Litchfield**TRINITY (TEX.) (4)**98—Sarah Newland
00—Becky King
02—Erica Adelstein
02—Lindsay Rowland**TUFTS (1)**

00—Sarah Yeatman

WASHINGTON (MO.) (2)92—Jennifer Haddad
97—Rachel Sweeney**WELLESLEY (2)**98—Sarah Hilgenberg
99—Sarah Hilgenberg**WHEATON (ILL.) (1)**

93—Becky Fetzer

WHEATON (MASS.) (3)00—Ali Bimba
02—Erin Duffy
Tracy Prihoda**WILLAMETTE (3)**98—Natalie Flindt
01—Amy Morris
02—Anne Merten**WM. PATERSON (1)**

98—Cindy Laudien

WILLIAM SMITH (15)87—Lisa Bray
88—Lisa Bray
Vida Donohue
90—Ann Haggerty
91—Ann Haggerty
Lida Nassif
92—Ann Haggerty
93—Allyson Shirtz
94—Nicole Richardson
96—Staci Donald
97—Kim Rausch
00—Kathleen Thelian
01—Leah Cornwell
Felicia Crump
02—Leah Cornwell**WILLIAMS (3)**92—Sharon Glick
99—Jill Caterer
01—Trisha Barbosa**WILMINGTON (OHIO) (4)**94—Stacey Williams
95—Stacey Williams
96—Stacey Williams
02—Meghan McMullen**WIS.-STEVENS POINT (4)**94—Janie Probst
98—Kim Cwik
00—Margaret Domka
01—Michelle Jacob**WITTENBERG (1)**

95—Sarah Newlin

WOOSTER (1)

96—Kelly James

National Award Winners

ISAA Player of the Year*

1985-Pam Baughman, George Mason
 1986-April Heinrichs, North Carolina
 1987-Megan McCarthy, William & Mary
 1988-Michelle Akers, UCF
 1989-Shannon Higgins, North Carolina
 1990-Brandi Chastain, Santa Clara
 1991-Kristine Lilly, North Carolina
 1992-Mia Hamm, North Carolina
 1993-Mia Hamm, North Carolina
 1994-Tisha Venturini, North Carolina
 1995-Natalie Neaton, William & Mary

NCAA Player of the Year

Division I

1996-Jennifer Renola, Notre Dame
 1997-Sara Whalen, Connecticut
 1998-Danielle Fotopoulos, Florida
 1999-Mandy Clemens, Santa Clara
 2000-Anne Makinen, Notre Dame
 2001-Christie Welsh, Penn St.
 2002-Aly Wagner, Santa Clara

Division II

1996-Deshaunne Running, Denver
 1997-Paullina Auveri, Franklin Pierce
 1998-Jannie Nicolaisen, Lynn
 1999-Ruth Van't Land, Cal Poly Pomona
 2000-Cindy Dostalek, UC San Diego
 2001-Missy Gregg, Christian Bros.
 2002-Missy Gregg, Christian Bros.

Division III

1996-Ele Johnson, UC San Diego
 1997-Lauren Johnson, UC San Diego
 1998-Tawni Epperson, Macalester
 1999-Janine Harispe, UC San Diego
 2000-Victoria Nusse, Col. of New Jersey
 2001-Katy Sturtz, Ohio Wesleyan
 2002-Leah Cornwell, William Smith

Missouri Athletic Club

(Player of the Year)

1991-Kristine Lilly, North Carolina
 1992-Mia Hamm, North Carolina
 1993-Mia Hamm, North Carolina
 1994-Tisha Venturini, North Carolina

1995-Shannon MacMillan, Portland
 1996-Cindy Daws, Notre Dame
 1997-Cindy Parlow, North Carolina
 1998-Cindy Parlow, North Carolina
 1999-Mandy Clemens, Santa Clara
 2000-Anne Makinen, Notre Dame
 2001-Christie Welsh, Penn St.
 2002-Aly Wagner, Santa Clara

Hermann Award

(Player of the Year)

1988-Michelle Akers, UCF
 1989-Shannon Higgins, North Carolina
 1990-April Kater, Massachusetts
 1991-Kristine Lilly, North Carolina
 1992-Mia Hamm, North Carolina
 1993-Mia Hamm, North Carolina
 1994-Tisha Venturini, North Carolina
 1995-Shannon MacMillan, Portland
 1996-Cindy Daws, Notre Dame
 1997-Cindy Parlow, North Carolina
 1998-Cindy Parlow, North Carolina
 1999-Mandy Clemens, Santa Clara
 2000-Anne Makinen, Notre Dame
 2001-Christie Welsh, Penn St.
 2002-Aly Wagner, Santa Clara

Soccer America

(Player of the Year)

1985-Lisa Gmitter, George Mason
 1986-April Heinrichs, North Carolina
 1987-Michelle Akers, UCF
 1988-Shannon Higgins, North Carolina
 1989-Shannon Higgins, North Carolina
 1990-Kristine Lilly, North Carolina
 1991-Julie Foudy, Stanford
 1992-Mia Hamm, North Carolina
 1993-Mia Hamm, North Carolina
 1994-Tisha Venturini, North Carolina
 1995-Shannon MacMillan, Portland
 1996-Debbie Keller, North Carolina
 1997-Sara Whalen, Connecticut
 1998-Danielle Fotopoulos, Florida
 1999-Lorrie Fair, North Carolina
 2000-Anne Makinen, Notre Dame
 2001-Aly Wagner, Santa Clara
 2002-Christine Sinclair, Portland

Soccer Buzz

(Player of the Year)

Division I
 1996-Debbie Keller, North Carolina
 1997-Robin Confer, North Carolina

1998-Danielle Fotopoulos, Florida
 1999-Mandy Clemens, Santa Clara
 2000-Anne Makinen, Notre Dame
 2001-Aly Wagner, Santa Clara
 2002-Christine Sinclair, Portland

ISAA Goalkeeper of the Year*

1985-Gina Burrows, Hartwick
 1986-Mary Harvey, California
 1987-Amy Allman, UCF
 1988-Janine Szpara, Colorado Col.
 1989-Jen Starr, Vermont
 1990-Karen Richter, UCF
 1991-Heather Taggart, Wisconsin
 1992-Saskia Webber, Rutgers
 1993-Brianna Scurry, Massachusetts
 1994-Jen Mead, George Mason
 1995-Maja Hansen, New Hampshire
 *Discontinued after the 1995 season.

Soccer Buzz Freshman of the Year

1996-Laurie Schwoy, North Carolina
 1997-Anne McKinen, Notre Dame
 1998-Mary Frances Monroe, Connecticut
 1999-Christie Welsh, Penn St.
 2000-Marcie Ward, Stanford
 2001-Christine Sinclair, Portland
 2002-Lindsay Tarpley, North Carolina

NCAA Coach of the Year

1982-Anson Dorrance, North Carolina
 1983-David Lombardo, Keene St.
 1984-Philip Pincince, Brown
 1985-Kalenkeni Banda, Massachusetts

Division I

1986-Anson Dorrance, North Carolina
 1987-Kalenkeni Banda, Massachusetts
 1988-Larry Gross, North Carolina St.
 1989-Austin Daniels, Hartford
 1990-Lauren Gregg, Virginia
 1991-Greg Ryan, Wisconsin
 1992-Bill Hemen, Duke
 1993-Jac Cicala, George Mason
 1994-Chris Petrucelli, Notre Dame
 1995-Chris Petrucelli, Notre Dame
 1996-John Walker, Nebraska
 1997-Len Tsantiris, Connecticut

1998-Becky Burleigh, Florida
 1999-Patrick Farmer, Penn St.
 2000 - Jillian Ellis, UCLA
 2001-Jerry Smith, Santa Clara
 2002-Clive Charles, Portland

Division II

1988-Colin Lindores, Cal St. Hayward
 1989-Michael Covone, Barry
 1990-Peter Reynaud, Sonoma St.
 1991-Michael Covone, Barry
 1992-Mark Krikorian, Franklin Pierce
 1993-Alex Crozier, Cal Poly
 1994-Brian Purcell, Presbyterian
 1995-Mark Krikorian, Franklin Pierce
 1996-Mike Minielli, St. Joseph's (Ind.)
 1997-Linda Bauer, West Va. Wesleyan
 1998-Luke Oberkirch, Sonoma St.
 1999-Carlos Juarez, Cal Poly Pomona
 2000-Mike Munch, North Fla.
 2001-Brian McManus, UC San Diego
 2002-Don Klosterman, Neb.-Omaha

Division III

1986-Diane Boettcher, Bates
 1987-Aliceann Wilber, William Smith
 1988-Aliceann Wilber, William Smith
 1989-Patrick Farmer, Ithaca
 1990-Peter Kowall, Kalamazoo
 1991-Aliceann Wilber, William Smith
 1992-John Cullen, Bowdoin
 1993-Joe Russo, Col. of New Jersey
 1994-Brian McManus, UC San Diego
 1995-Brian McManus, UC San Diego
 1996-Amy Howley Reifert, Chicago
 1997-Barry Dohner, Elizabethtown
 1998-John Leaney, Macalester
 1999-Brian McManus, UC San Diego
 2000-Martha Whiting, Tufts
 2001-Bob Barnes, Ohio Wesleyan
 2002-Bob Barnes, Ohio Wesleyan

Soccer Buzz Coach of the Year

Division I

1996-John Walker, Nebraska
 1997-Anson Dorrance, North Carolina
 1998-Becky Burleigh, Florida
 1999-Tim Wheaton, Harvard
 2000-Leslie Gallimore, Washington
 2001-Meridy Glenn, Cincinnati
 2002-Clive Charles, Portland

Note: The ISAA was taken over by the NCAA in 1996.

Women's Attendance Records

2002 Home Attendance Leaders.....	264
Annual Home Attendance Champions	265
Division I Game Attendance Records	266



2002 Home Attendance Leaders

Division I

AVERAGE HOME ATTENDANCE

Team	Games	Total	Avg.
1. North Carolina	9	18,435	2,048
2. Portland	10	16,852	1,685
3. Florida	8	12,754	1,594
4. Texas A&M	12	18,272	1,522
5. Georgia	10	14,098	1,409
6. Texas	10	13,932	1,393
7. Stanford	13	16,447	1,265
8. Santa Clara	11	12,642	1,149
9. Fresno St.	7	7,624	1,089
10. New Mexico	6	6,481	1,080
11. Virginia	10	9,891	989
12. Nebraska	12	11,440	953
13. Washington	8	7,539	942
14. Brigham Young	12	11,274	939
15. Maryland	12	11,027	918
16. St. Louis	9	7,632	848
17. Auburn	11	9,243	840
18. Florida St.	15	12,422	828
19. UCLA	13	9,568	736
20. Dayton	12	8,512	709
21. Oregon	9	5,986	665
22. Furman	11	7,245	659
23. Tennessee	10	6,239	623
24. Notre Dame	12	7,452	621
25. South Carolina	9	5,537	615
26. Connecticut	14	8,514	608
27. Hawaii	12	6,982	581
27. UTEP	9	5,234	581
29. Clemson	9	5,189	576
30. Minnesota	9	5,106	567
31. Arizona St.	10	5,549	554
32. Rutgers	10	5,410	541
33. Charlotte	11	5,906	536
34. Marquette	10	5,248	524
35. Utah	11	5,587	507
36. Wisconsin	7	3,539	505
37. Massachusetts	10	5,004	500
38. Kentucky	10	4,798	479
39. Missouri	10	4,765	476
39. Oklahoma	8	3,814	476

Team	Games	Total	Avg.
41. Wake Forest	11	5,220	474
42. Kansas	8	3,650	456
43. TCU	9	4,054	450
43. Army	5	2,250	450
45. Michigan	13	5,818	447
46. UNLV	8	3,510	438
47. Colorado	12	5,193	432
48. Southwest Tex. St.	8	3,441	430
49. Baylor	10	4,270	427
49. Indiana	6	2,562	427

TOTAL HOME ATTENDANCE

Team	Games	Total	Avg.
1. North Carolina	9	18,435	2,048
2. Texas A&M	12	18,272	1,522
3. Portland	10	16,852	1,685
4. Stanford	13	16,447	1,265
5. Georgia	10	14,098	1,409
6. Texas	10	13,932	1,393
7. Florida	8	12,754	1,594
8. Santa Clara	11	12,642	1,149
9. Florida St.	15	12,422	828
10. Nebraska	12	11,440	953
11. Brigham Young	12	11,274	939
12. Maryland	12	11,027	918
13. Virginia	10	9,891	989
14. UCLA	13	9,568	736
15. Auburn	11	9,243	840
16. Connecticut	14	8,514	608
17. Dayton	12	8,512	709
18. St. Louis	9	7,632	848
19. Fresno St.	7	7,624	1,089
20. Washington	8	7,539	942
21. Notre Dame	12	7,452	621
22. Furman	11	7,245	659
23. Hawaii	12	6,982	581
24. New Mexico	6	6,481	1,080
25. Tennessee	10	6,239	623

Division II

AVERAGE HOME ATTENDANCE

Team	Games	Total	Avg.
1. Cal St. Bakersfield	12	5,539	461
2. UC San Diego	10	4,383	438
3. Franklin Pierce	8	3,500	437
4. San Fran. St.	10	3,964	396
5. Emporia St.	9	2,958	328
6. St. Anselm	8	2,560	320
7. Neb.-Omaha	13	4,159	319
8. UC Davis	10	3,175	317
9. Cal St. Chico	10	2,802	280
10. Barry	10	2,691	269
11. Cal St. Dom. Hills	10	2,674	267
12. Humboldt St.	8	2,066	258
13. Incarnate Word	10	2,455	245
14. Ala.-Huntsville	10	2,397	239
15. Mo.-St. Louis	8	1,790	223
16. Philadelphia	10	2,190	219
17. Wingate	8	1,708	213
18. Grand Valley St.	8	1,665	208
19. Regis (Colo.)	9	1,871	207
20. Ashland	7	1,425	203
21. Northern Colo.	6	1,150	191
21. Southwest Baptist	6	1,146	191
23. SIU-Edwardsville	9	1,710	190
23. Midwestern St.	8	1,525	190
25. Rollins	13	2,430	186
26. Anderson (S.C.)	9	1,650	183
27. Seattle Pacific	11	1,877	170
28. Wis.-Parkside	8	1,305	163
28. Seattle	10	1,630	163
30. Tex. A&M-Commerce	9	1,462	162

TOTAL HOME ATTENDANCE

Team	Games	Total	Avg.
1. Cal St. Bakersfield	12	5,539	461
2. UC San Diego	10	4,383	438
3. Neb.-Omaha	13	4,159	319
4. San Fran. St.	10	3,964	396

North Carolina Sports Information



North Carolina's "field of dreams" not only produces championship teams, but championship crowds, averaging 2,048 fans per game in 2002.

Team	Games	Total	Avg.
5. Franklin Pierce	8	3,500	437
6. UC Davis	10	3,175	317
7. Emporia St.	9	2,958	328
8. Cal St. Chico	10	2,802	280
9. Barry	10	2,691	269
10. Cal St. Dom. Hills	10	2,674	267
11. St. Anselm	8	2,560	320
12. Incarnate Word	10	2,455	245
13. Rollins	13	2,430	186
14. Ala.-Huntsville	10	2,397	239
15. Philadelphia	10	2,190	219

Division III

AVERAGE HOME ATTENDANCE

Team	Games	Total	Avg.
1. Ohio Wesleyan	13	4,352	334
2. Hobart	11	3,329	302
3. Chris. Newport	7	2,050	292
4. Neb. Wesleyan	7	1,956	279
5. Randolph-Macon	7	1,950	278
6. Nazareth	7	1,800	257
7. Tufts	11	2,750	250
8. Trinity (Tex.)	15	3,607	240
9. Wheaton (Ill.)	11	2,622	238
10. Middlebury	7	1,600	228
11. Puget Sound	7	1,595	227
12. Col. of New Jersey	11	2,436	221
13. Willamette	7	1,450	207
14. Chapman	13	2,600	200
14. Wentworth Inst.	9	1,800	200

Team	Games	Total	Avg.
16. Manhattanville	10	1,975	197
17. Stevens Tech	9	1,775	197
18. St. Lawrence	6	1,169	194
19. Trinity (Conn.)	7	1,300	185
20. Lynchburg	10	1,832	183
21. Va. Wesleyan	9	1,638	182
22. Texas-Dallas	12	2,148	179
23. Wheaton (Mass.)	14	2,495	178
24. Denison	9	1,570	174
25. Muhlenberg	9	1,500	166
26. Macalester	11	1,775	161
27. Wis.-La Crosse	8	1,290	161
28. Scranton	10	1,525	152
29. Johns Hopkins	6	900	150
30. Plattsburgh St.	11	1,649	149

TOTAL HOME ATTENDANCE

Team	Games	Total	Avg.
1. Ohio Wesleyan	13	4,352	334
2. Trinity (Tex.)	15	3,607	240
3. Hobart	11	3,329	302
4. Tufts	11	2,750	250
5. Wheaton (Ill.)	11	2,622	238
6. Chapman	13	2,600	200
7. Wheaton (Mass.)	14	2,495	178
8. Col. of New Jersey	11	2,436	221
9. Texas-Dallas	12	2,148	179
10. Chris. Newport	7	2,050	292
11. Manhattanville	10	1,975	197
12. Neb. Wesleyan	7	1,956	279
13. Randolph-Macon	7	1,950	278
14. Gordon	16	1,925	120
15. Rochester	13	1,876	144

Annual Home Attendance Champions

Division I

BY AVERAGE ATTENDANCE

Year	School	Games	Attendance	Avg.
1998	North Carolina	8	24,366	3,046
1999	North Carolina	12	38,350	3,196
2000	North Carolina	9	28,331	3,148
2001	North Carolina	10	39,830	3,983
2002	North Carolina	9	18,435	2,048

BY TOTAL ATTENDANCE

Year	School	Games	Attendance
1998	North Carolina	8	24,366
1999	North Carolina	12	38,350
2000	North Carolina	9	28,331
2001	North Carolina	10	39,830
2002	North Carolina	9	18,435

Division II

BY AVERAGE ATTENDANCE

Year	School	Games	Attendance	Avg.
1998	Sonoma St.	12	5,894	491
1999	Cal St. Bakersfield	9	7,316	813
2000	Cal St. Bakersfield	9	4,889	543

Year	School	Games	Attendance	Avg.
2001	UC San Diego	16	8,744	547
2002	Cal St. Bakersfield	12	5,539	461

BY TOTAL ATTENDANCE

Year	School	Games	Attendance
1998	Sonoma St.	12	5,894
1999	Cal St. Bakersfield	9	7,316
2000	Sonoma St.	10	5,379
2001	UC San Diego	16	8,744
2002	Cal St. Bakersfield	12	5,539

Division III

BY AVERAGE ATTENDANCE

Year	School	Games	Attendance	Avg.
1998	Maryville (Tenn.)	6	3,250	542
1999	Williams	10	4,400	440
2000	Tufts	12	5,375	448
2001	Tufts	8	4,050	506
2002	Ohio Wesleyan	13	4,352	334

BY TOTAL ATTENDANCE

Year	School	Games	Attendance
1998	Mary Washington	13	3,900
1999	UC San Diego	14	4,837
2000	Tufts	12	5,375
2001	Ohio Wesleyan	15	6,446
2002	Ohio Wesleyan	13	4,352

Division I Game Attendance Records

ALL GAMES

No.	Team vs. Opponent	Date
14,410	North Carolina (2) vs. Notre Dame (0), San Jose, Calif. (NCAA final)	Dec. 5, 1999
14,013	North Carolina (2) vs. Penn St. (0) and Notre Dame (1) vs. Santa Clara (0), San Jose, Calif. (NCAA semifinals)	Dec. 3, 1999
10,583	North Carolina (0) vs. Florida (1), Greensboro, N.C. (NCAA final)	Dec. 6, 1998
10,040	Portland (2) vs. Penn St. (0) and Santa Clara (2) vs. North Carolina (1), Austin, Texas (NCAA semifinals)	Dec. 6, 2002
10,027	Portland (2) vs. Santa Clara (1), Austin, Texas (NCAA final)	Dec. 8, 2002
9,566	North Carolina (2) vs. UCLA (1), San Jose, Calif. (NCAA final)	Dec. 3, 2000
9,460	North Carolina (2) vs. Connecticut (0), Greensboro, N.C. (NCAA final)	Dec. 7, 1997
9,445	North Carolina (1) vs. Portland (0) and Florida (1) vs. Santa Clara (0), Greensboro, N.C. (NCAA semifinals)	Dec. 4, 1998
9,025	North Carolina (2) vs. Santa Clara (1) and Connecticut (2) vs. Notre Dame (1), Greensboro, N.C. (NCAA semifinals)	Dec. 5, 1997
8,800	North Carolina (1) vs. Notre Dame (0), Santa Clara, Calif. (NCAA final)	Dec. 8, 1996
8,800	Notre Dame (3) vs. Portland (2) and North Carolina (2) vs. Santa Clara (1), Santa Clara, Calif. (NCAA semifinals)	Dec. 6, 1996
8,870	North Carolina (2) vs. Notre Dame (1) and UCLA (1) vs. Portland (0), San Jose, Calif. (NCAA semifinals)	Dec. 1, 2000
7,212	Notre Dame (1) vs. North Carolina (0) and Portland (4) vs. Southern Methodist (2), Chapel Hill, N.C. (NCAA semifinals)	Dec. 1, 1995
7,090	Santa Clara (1) vs. North Carolina (0), Dallas, Texas (NCAA final)	Dec. 9, 2001
6,926	Notre Dame (1) vs. Portland (0), Chapel Hill, N.C. (NCAA final)	Dec. 3, 1995
6,117	North Carolina (2) vs. Portland (1), and Santa Clara (3) vs. Florida (2), Dallas, Texas (NCAA semifinal)	Dec. 7, 2001
*6,070	Connecticut (4) vs. Syracuse (2), Storrs, Conn.	Sept. 26, 1999
6,024	North Carolina (5) vs. Notre Dame (1), Chapel Hill, N.C.	Sept. 13, 1998
5,721	North Carolina (6) vs. George Mason (0), Chapel Hill, N.C. (NCAA final)	Nov. 21, 1993
5,596	Portland (1) vs. North Carolina (6), Portland, Ore.	Oct. 10, 1992
5,514	North Carolina (0) vs. Santa Clara (1), Durham, N.C.	Sept. 24, 1999
5,440	North Carolina (9) vs. Texas (2), Austin, Texas	Aug. 25, 2000
5,376	Texas A&M (6) vs. Texas (0), Austin Texas.	Nov. 2, 2001
5,273	North Carolina (4) vs. Duke (0), Durham, N.C.	Nov. 5, 2000
5,222	Florida (2) vs. North Carolina (1), Gainesville, Fla.	Oct. 11, 1998
5,206	North Carolina (4) vs. Duke (2), Chapel Hill, N.C.	Nov. 6, 1994
5,100	Texas A&M (0) vs. North Carolina (3), Klein, Texas	Oct. 20, 1996
5,055	North Carolina (5) vs. William & Mary (1), Chapel Hill, N.C. (NCAA third round)	Nov. 21, 1999
5,041	Portland (0) vs. Notre Dame (1), Portland, Ore.	Sept. 7, 1997

No.	Team vs. Opponent	Date
5,008	North Carolina (2) vs. Virginia (1), Chapel Hill, N.C. (NCAA third round)	Nov. 18, 2000
5,000	Portland (0) vs. Notre Dame (1) and North Carolina (3) vs. Connecticut (0), Portland, Ore. (NCAA semifinals)	Nov. 18, 1994
4,895	Portland (0) vs. North Carolina (1), Portland, Ore.	Oct. 29, 1994
4,830	Nebraska (1) vs. North Carolina (1), Lincoln, Neb.	Aug. 30, 2002
4,756	Santa Clara (0) vs. Stanford (3), Santa Clara, Calif.	Aug. 30, 2002
4,745	Florida (5) vs. Florida St. (1), Gainesville, Fla.	Aug. 27, 1999
4,655	North Carolina (3) vs. Tennessee (0), Chapel Hill, N.C.	Sept. 1, 1999
4,500	North Carolina (2) vs. Duke (1), Chapel Hill, N.C.	Sept. 1, 1996
4,442	Florida (4) vs. Florida St. (2), Gainesville, Fla.	Sept. 2, 1995
4,380	North Carolina (4) vs. Maryland (0), College Park, Md.	Oct. 10, 1997
4,255	North Carolina (0) vs. Duke (0), Chapel Hill, N.C.	Oct. 27, 2002
4,235	North Carolina vs. James Madison, Chapel Hill, N.C. (NCAA second round)	Nov. 23, 1996
4,213	North Carolina (2) vs. Penn St. (3), Chapel Hill, N.C.	Sept. 12, 1999
4,142	North Carolina (5) vs. Virginia (1), Chapel Hill, N.C.	Oct. 25, 1998
4,140	Portland (0) vs. North Carolina (0), Portland, Ore.	Sept. 28, 2002
4,012	Connecticut (2) vs. Syracuse (0), Storrs, Conn.	Oct. 4, 1998

EXCLUDING NCAA TOURNAMENT

No.	Team vs. Opponent	Date
*6,070	Connecticut (4) vs. Syracuse (2), Storrs, Conn.	Sept. 26, 1999
6,024	North Carolina (5) vs. Notre Dame (1), Chapel Hill, N.C.	Sept. 13, 1998
5,596	Portland (1) vs. North Carolina (6), Portland, Ore.	Oct. 10, 1992
5,514	North Carolina (0) vs. Santa Clara (1), Durham, N.C.	Sept. 24, 1999
5,440	North Carolina (9) vs. Texas (2), Austin, Texas	Aug. 25, 2000
5,376	Texas A&M (6) vs. Texas (0), Austin Texas.	Nov. 2, 2001
5,273	North Carolina (4) vs. Duke (0), Durham, N.C.	Nov. 5, 2000
5,222	Florida (2) vs. North Carolina (1), Gainesville, Fla.	Oct. 11, 1998
5,206	North Carolina (4) vs. Duke (2), Chapel Hill, N.C.	Nov. 6, 1994
5,100	Texas A&M (0) vs. North Carolina (3), Klein, Texas	Oct. 20, 1996
5,041	Portland (0) vs. Notre Dame (1), Portland, Ore.	Sept. 7, 1997
4,895	Portland (0) vs. North Carolina (1), Portland, Ore.	Oct. 29, 1994
4,830	Nebraska (1) vs. North Carolina (1), Lincoln, Neb.	Aug. 30, 2002
4,756	Santa Clara (0) vs. Stanford (3), Santa Clara, Calif.	Aug. 30, 2002
4,745	Florida (5) vs. Florida St. (1), Gainesville, Fla.	Aug. 27, 1999
4,655	North Carolina (3) vs. Tennessee (0), Chapel Hill, N.C.	Sept. 1, 1999
4,500	North Carolina (2) vs. Duke (1), Chapel Hill, N.C.	Sept. 1, 1996
4,442	Florida (4) vs. Florida St. (2), Gainesville, Fla.	Sept. 2, 1995
4,380	North Carolina (4) vs. Maryland (0), College Park, Md.	Oct. 10, 1997
4,255	North Carolina (0) vs. Duke (0), Chapel Hill, N.C.	Oct. 27, 2002
4,213	North Carolina (2) vs. Penn St. (3), Chapel Hill, N.C.	Sept. 12, 1999
4,142	North Carolina (5) vs. Virginia (1), Chapel Hill, N.C.	Oct. 25, 1998
4,140	Portland (0) vs. North Carolina (0), Portland, Ore.	Sept. 28, 2002
4,051	Santa Clara (4) vs. Notre Dame (2), Santa Clara, Calif.	Oct. 17, 1999
4,012	Connecticut (2) vs. Syracuse (0), Storrs, Conn.	Oct. 4, 1998

*Second game of doubleheader with men's team.

Women's Championship Records

Division I Championship Records	268
Division II Championship Records	270
Division III Championship Records	272



Division I Women's Championships

2002 Results

FIRST ROUND

North Carolina 6, Radford 1
 Wake Forest 2, William & Mary 0
 Cincinnati 1, Kentucky 0
 Tennessee 5, Furman 0
 Texas A&M 8, Northwestern St. 0
 Southern Methodist 2, Texas 1
 Southern California 1, San Diego 0 (ot)
 UCLA 4, Loyola Marymount 0
 Santa Clara 5, Creighton 1
 Arizona St. 2, Washington St. 1
 Nebraska 2, Hartford 0
 Yale 1, Villanova 0 (2 ot)
 Michigan 1, Oakland 0
 Miami (Ohio) 2, Michigan St. 1
 Wisconsin 3, Marquette 2
 Pepperdine 2, Wis.-Milwaukee 0
 Stanford 4, Cal Poly 0
 California 2, Denver 0
 Notre Dame 3, Ohio St. 1
 Purdue 1, Eastern Ill. 1 (2 ot, pk)
 James Madison 1, Charlotte 0
 Richmond 1, Clemson 0
 Utah 3, Brigham Young 2 (ot)
 Portland 3, Idaho St. 0
 West Virginia 3, Loyola (Md.) 0
 Virginia 3, Dayton 2
 Penn St. 2, Princeton 0
 Maryland 1, American 0
 Auburn 2, UCF 0

Florida St. 2, Mississippi 0
 Rhode Island 2, Dartmouth 1 (2 ot)
 Connecticut 2, Central Conn. St. 0

SECOND ROUND

North Carolina 3, Wake Forest 1
 Tennessee 2, Cincinnati 1
 Texas A&M 1, Southern Methodist 1 (2 ot, pk)
 UCLA 1, Southern California 0 (2 ot)
 Santa Clara 5, Arizona St. 1
 Nebraska 1, Yale 0
 Michigan 4, Miami (Ohio) 0
 Pepperdine 2, Wisconsin 1 (ot)
 Stanford 1, California 0 (ot)
 Notre Dame 3, Purdue 1
 Richmond 1, James Madison 0
 Portland 3, Utah 0
 Virginia 1, West Virginia 0
 Penn St. 2, Maryland 1
 Florida St. 2, Auburn 1
 Connecticut 2, Rhode Island 1 (ot)

THIRD ROUND

North Carolina 3, Tennessee 1
 Texas A&M 0, UCLA 0 (2 ot, pk)
 Santa Clara 3, Nebraska 2
 Michigan 2, Pepperdine 0
 Connecticut 1, Florida St. 0
 Penn St. 3, Virginia 0
 Portland 4, Richmond 0
 Stanford 1, Notre Dame 0

QUARTERFINALS

North Carolina 3, Texas A&M 0
 Santa Clara 3, Michigan 1
 Penn St. 2, Connecticut 1
 Portland 0, Stanford 0 (2 ot, pk)

SEMIFINALS

AT AUSTIN, DECEMBER 6

Portland 2, Penn St. 0
 Penn St. 0 0—0
 Portland 1 1—2
 First half: PO—Christine Sinclair, 2:26.
 Second half: PO—Wanda Rozwadowska (Emily Patterson), 57:33.
 Shots: Penn St. 7, Portland 16. Goalkeeper saves: PS—Amanda Brown 6; PO—Lauren Arase 1. Corner kicks: Penn St. 3, Portland 3. Fouls: Penn St. 11, Portland 8. Attendance: 9,774.

Santa Clara 2, North Carolina 1

Santa Clara 1 1—2
 North Carolina 0 1—1
 First half: SC—Veronica Zepeda (Dewyn Hawkins, Bree Horvath), 9:30.
 Second half: SC—Zepeda, 71:10; NC—Lindsay Tarpley (Catherine Reddick), 78:34.
 Shots: Santa Clara 7, North Carolina 19. Goalkeeper saves: SC—Alyssa Sobolik 3; NC—Jenni Branam 1. Corner kicks: Santa Clara 6, North Carolina 5. Fouls: Santa Clara 12, North Carolina 11. Attendance: 10,040.

CHAMPIONSHIP

AT AUSTIN, DECEMBER 8

Portland 2, Santa Clara 1 (2 ot)
 Portland 0 1 0 1—2
 Santa Clara 0 1 0 0—1
 Second half: SC—Dewyn Hawkins (Chardonnay Poole), 52:08; P—Christine Sinclair, 60:18.
 Overtime: P—Sinclair, 103:27.
 Shots: Portland 24, Santa Clara 16. Goalkeeper saves: P—Lauren Arase 9, Kim Head 0; SC—Alyssa Sobolik 7. Corner kicks: Portland 8, Santa Clara 5. Fouls: Portland 13, Santa Clara 10. Attendance: 10,072.

History

Team Results

Year	Champion (Record)	Coach	Score	Runner-Up	Host or Site	Championship Game Attendance	Championship Total Attendance
1982	North Carolina (19-2)	Anson Dorrance	2-0	UCF	UCF	1,000	3,061
1983	North Carolina (19-1)	Anson Dorrance	4-0	George Mason	UCF	700	2,598
1984	North Carolina (24-0-1)	Anson Dorrance	2-0	Connecticut	North Carolina	3,500	6,408
1985	George Mason (18-2-1)	Hank Leung	2-0	North Carolina	George Mason	4,500	8,033
1986	North Carolina (24-0-1)	Anson Dorrance	2-0	Colorado Col.	George Mason	1,000	6,524
1987	North Carolina (23-0-1)	Anson Dorrance	1-0	Massachusetts	Massachusetts	3,651	10,482
1988	North Carolina (18-0-3)	Anson Dorrance	4-1	North Carolina St.	North Carolina	3,500	6,280
1989	North Carolina (24-0-1)	Anson Dorrance	2-0	Colorado Col.	North Carolina St.	1,625	8,112
1990	North Carolina (24-0)	Anson Dorrance	6-0	Connecticut	North Carolina	3,200	13,131
1991	North Carolina (25-0)	Anson Dorrance	3-1	Wisconsin	North Carolina	3,800	12,004
1992	North Carolina (25-0)	Anson Dorrance	9-1	Duke	North Carolina	3,573	13,893
1993	North Carolina (23-0)	Anson Dorrance	6-0	George Mason	North Carolina	5,721	17,419
1994	North Carolina (25-1-1)	Anson Dorrance	5-0	Notre Dame	Portland	5,000	28,251
1995	Notre Dame (21-2-2)	Chris Petrucelli	1-0 (3 ot)	Portland	North Carolina	6,926	37,995
1996	North Carolina (25-1)	Anson Dorrance	1-0 (2 ot)	Notre Dame	Santa Clara	8,800	53,322
1997	North Carolina (27-0-1)	Anson Dorrance	2-0	Connecticut	UNC Greensboro	9,460	40,572
1998	Florida (26-1)	Becky Burleigh	1-0	North Carolina	UNC Greensboro	10,583	45,997
1999	North Carolina (24-2)	Anson Dorrance	2-0	Notre Dame	San Jose St.	14,410	72,219
2000	North Carolina (21-3)	Anson Dorrance	2-1	UCLA	San Jose St.	9,566	53,051
2001	Santa Clara (23-2)	Jerry Smith	1-0	North Carolina	Southern Methodist	7,090	55,807
2002	Portland (20-4-2)	Clive Charles	2-1 (2 ot)	Santa Clara	Austin, Tex.	10,027	59,410

Tournament Scoring Leaders

Year	Player, School	G	A	P	Year	Player, School	G	A	P	
1982	Mary Vargas, UCF	2	0	4	1984	Catherine Spence, Massachusetts	5	1	11	
	Donna MacDougall, Connecticut	2	0	4	1985	Lisa Gmitter, George Mason	3	1	7	
	Synthia Scott, North Carolina	2	0	4	1986	April Heinrichs, North Carolina	4	1	9	
	Moira Buckley, Connecticut	0	4	4	1987	Michelle Akers, UCF	3	1	7	
	Laura Mayer, Harvard	1	2	4	1988	Shannon Higgins, North Carolina	4	1	9	
1983	April Heinrichs, North Carolina	4	0	8	1989	Shannon Higgins, North Carolina	3	4	10	
	Amy Machin, North Carolina	3	2	8	1990	Kristine Lilly, North Carolina	4	2	10	
					1991	Pam Kalinoski, North Carolina	3	3	9	
					1992	Mia Hamm, North Carolina	5	2	12	
					1993	Mia Hamm, North Carolina	6	4	16	
					1994	Angela Kelly, North Carolina	4	3	11	
						Tiffany Milbrett, Portland	5	1	11	
					1995	Danielle Garrett (Fotopoulos), Southern Methodist		4	1	9
					1996	Danielle Fotopoulos, Florida	5	1	11	
						Laurie Schwoy, North Carolina	4	3	11	
						Amy VanLaacke, Notre Dame	5	1	11	
					1997	Sara Whalen, Connecticut	5	3	13	
					1998	Meredith Florance, North Carolina	3	2	8	
					1999	Kim Patrick, North Carolina	4	3	11	
					2000	Meredith Florance, North Carolina	4	1	9	
						Stephanie Rigamat, UCLA	3	3	9	
					2001	Abby Wambach, Florida	5	4	14	
					2002	Christine Sinclair, Portland	10	1	21	

All-Tournament Teams

MOP—Most Outstanding Player.

1983

Chris Taggart, Massachusetts (MOP overall)
 Lisa Gmitter, George Mason (MOP offensive)
 Sue Cobb, North Carolina (MOP defensive)
 Senga Allen, North Carolina
 Pam Baughman, George Mason
 Moira Buckley, Connecticut
 Tara Buckley, Connecticut
 Stacy Flionis, Massachusetts
 April Heinrichs, North Carolina
 Beth Huber, North Carolina
 Nadia Komarowski, Massachusetts
 Amy Machin, North Carolina
 Marcia McDermott, North Carolina
 Melissa Morrone, Connecticut
 Emily Pickering, North Carolina
 Sue Vodicka, George Mason

1985

Pam Baughman, George Mason (MOP overall)
 Betsy Drambour, George Mason (MOP defensive)
 Kim Crabbe, George Mason
 Lisa Gmitter, George Mason

1986

April Heinrichs, North Carolina (MOP overall)
 Angela Berry, George Mason
 Betsy Drambour, George Mason
 Lisa Gmitter, George Mason
 Kim Maslin, George Mason

1989

Tracey Bates, North Carolina, defensive
 Kristine Lilly, North Carolina, offensive

1992

Mia Hamm, North Carolina (MOP offensive)
 Sue Wall, Santa Clara (MOP defensive)
 Angela Kelly, North Carolina
 Nancy Kramarz, Hartford
 Amy Kroeger, Santa Clara
 Jennifer Lewis, Santa Clara
 Kristine Lilly, North Carolina
 Heidi Mauger, Duke
 Meegan McMullin, Santa Clara
 Keri Sanchez, North Carolina
 Carolyn Springer, North Carolina
 Rita Tower, North Carolina
 Tisha Venturini, North Carolina

1993

Mia Hamm, North Carolina (MOP offensive)
 Skye Eddy, George Mason (MOP defensive)
 Danielle Egan, North Carolina
 Christine Ho, George Mason
 Angela Kelly, North Carolina
 Carmel Murphy, Stanford
 Tammy Pearman, George Mason
 Sarah Rafanelli, Stanford
 Nicole Roberts, Massachusetts
 Zola Springer, North Carolina
 Rita Tower, North Carolina
 Tisha Venturini, North Carolina

1994

Tisha Venturini, North Carolina (MOP offensive)
 Staci Wilson, North Carolina (MOP defensive)
 Robin Confer, North Carolina
 Cindy Daws, Notre Dame
 Danielle Egan, North Carolina
 Jill Gelfenbein, Connecticut
 Debbie Keller, North Carolina
 Angela Kelly, North Carolina
 Holly Manthei, Notre Dame
 Michelle McCarthy, Notre Dame
 Tiffany Milbrett, Portland
 Jen Renola, Notre Dame
 Keri Sanchez, North Carolina
 Kate Sobrero, Notre Dame



Jamie Schwaberow/NCAA Photos

Portland's Lauren Arase (18) makes one of nine saves in the title game against Santa Clara.

1995

Cindy Daws, Notre Dame (MOP offensive)
 Kate Sobrero, Notre Dame (MOP defensive)
 Robin Confer, North Carolina
 Danielle Garrett, Southern Methodist
 Erin Fahey, Portland
 Shannon MacMillan, Portland
 Holly Manthei, Notre Dame
 Michelle McCarthy, Notre Dame
 Wynne McIntosh, Portland
 Cindy Parlow, North Carolina
 Jen Renola, Notre Dame
 Staci Wilson, North Carolina

1996

Debbie Keller, North Carolina (MOP offensive)
 Nel Fettig, North Carolina (MOP defensive)
 Justi Baumgardt, Portland
 Mandy Clemens, Santa Clara
 Robin Confer, North Carolina
 Lorrie Fair, North Carolina
 Jen Grubb, Notre Dame
 Regina Holan, Portland
 Jennifer Lalor, Santa Clara
 Cindy Parlow, North Carolina
 Jen Renola, Notre Dame
 Laurie Schwoy, North Carolina
 Jenny Streiffer, Notre Dame

1997

Robin Confer, North Carolina (MOP offensive)
 Siri Mullinix, North Carolina (MOP defensive)
 Mandy Clemens, Santa Clara
 Carey Dorn, Connecticut
 Lorrie Fair, North Carolina
 Jacqui Little, Santa Clara
 Holly Manthei, Notre Dame
 Cindy Parlow, North Carolina
 Tiffany Roberts, North Carolina
 Heather Stone, Connecticut
 Jenny Streiffer, Notre Dame
 Jen Tietjen, Connecticut
 Staci Wilson, North Carolina
 Sara Whalen, Connecticut

1998

Danielle Fotopoulos, Florida (MOP offensive)
 Meredith Flaherty, Florida (MOP defensive)
 Keisha Bell, Florida
 Lorrie Fair, North Carolina
 Meredith Florance, North Carolina
 Michelle French, Portland
 Angela Harrison, Portland
 Heather Mitts, Florida
 Cindy Parlow, North Carolina
 Tiffany Roberts, North Carolina

Laurie Schwoy, North Carolina
 Nikki Serlenga, Santa Clara

1999

Susan Bush, North Carolina (MOP offensive)
 Lorrie Fair, North Carolina (MOP defensive)
 Kim Patrick, North Carolina
 Anne Remy, North Carolina
 Jena Kluegel, North Carolina
 Meredith Florance, North Carolina
 Jen Grubb, Notre Dame
 Jenny Streiffer, Notre Dame
 LaKeysia Beene, Notre Dame
 Nikki Serlenga, Santa Clara
 Danielle Slaton, Santa Clara
 Christie Welsh, Penn St.

2000

Meredith Florance, North Carolina (MOP offensive)
 Catherine Reddick, North Carolina (MOP defensive)
 Daniella Borgman, North Carolina
 Jena Kluegel, North Carolina
 Kim Patrick, North Carolina
 Jordan Walker, North Carolina
 Meotis Erickson, Notre Dame
 Liz Wagner, Notre Dame
 Amy Warner, Notre Dame
 Cheryl Loveless, Portland
 Lauren Orlandos, Portland
 Venus James, UCLA
 Karissa Hampton, UCLA

2001

Aly Wagner, Santa Clara (MOP offensive)
 Danielle Slaton, Santa Clara (MOP defensive)
 Veronica Zepeda, Santa Clara
 Anna Kraus, Santa Clara
 Leslie Osborne, Santa Clara
 Jessica Ballweg, Santa Clara
 Jena Kluegel, North Carolina
 Sara Randolph, North Carolina
 Anne Remy, North Carolina
 Catherine Reddick, North Carolina
 Jordan Kellgren, North Carolina

2002

Christine Sinclair, Portland (MOP offensive)
 Jessica Ballweg, Santa Clara (MOP defensive)
 Lauren Orlandos, Portland
 Erin Misaki, Portland
 Lauren Arase, Portland
 Aly Wagner, Santa Clara
 Devyn Hawkins, Santa Clara
 Veronica Zepeda, Santa Clara
 Joanna Lohman, Penn St.
 Catherine Reddick, North Carolina
 Lindsay Tarpley, North Carolina

Individual Records

GOALS, GAME

3—Catherine Spence, Massachusetts (4) vs. California (1), 1984; Betsy Ready, Boston College (3) vs. Brown (2), 1985; April Heinrichs, North Carolina (8) vs. UC Santa Barb. (0), 1986; Shannon Higgins, North Carolina (4) vs. North Carolina St. (1), 1988; Kerri Tashiro, Colorado Col. (5) vs. Massachusetts (2), 1989; Kim LeMere, Hartford (4) vs. UC Santa Barb. (0), 1991; Mia Hamm, North Carolina (9) vs. Duke (1), 1992, and North Carolina (4) vs. Southern Methodist (1), 1993; Tiffeny Milbrett, Portland (6) vs. St. Mary's (Cal.) (0), 1994; Shannon Boxx, Notre Dame (5) vs. Wisconsin (0), 1995; Danielle Fotopoulos, Florida (7) vs. North Carolina St. (3), 1996; Jenny Heft, Notre Dame (8) vs. Indiana (1), 1996; Amy VanLaacke, Notre Dame (5) vs. Wisconsin (0), 1996; Sandra Doreleijers, Hartford (4) vs. Colgate (0), 1997; Kim Engesser, Nebraska (5) vs. Michigan (1), 1997; Monica Gerardo, Notre Dame (7) vs. Cincinnati (1), 1997; Jenny Heft, Notre Dame (8) vs. UCLA (0), 1997; Angela Hucles, Virginia (3) vs. James Madison (1), 1997; Keri Sarver, Maryland (4) vs. Fairfield (3), 1998; Laura Koerner, Vanderbilt (5) vs. UNC Greensboro (1), 1998; Sarah Harvey, Southern Methodist (4) vs. Baylor (0), 1999; Emily Taggart, Wake Forest (6) vs. Liberty (1), 2000; Lindsay Gusick, Virginia (4) vs. Cincinnati (0), 2001; Abby Wambach, Florida (3) vs. Georgia (0), 2001; Christine Sinclair, Portland (4) vs. Richmond (0), 2002.

GOALS, TOURNAMENT

10—Christine Sinclair, Portland, 2002.

GOALS, CAREER

15—Mia Hamm, North Carolina, 1989-90-92-93.

ASSISTS, GAME

4—Cindy Parlow, North Carolina (6) vs. Wake Forest (0), 1997; Jena Kluegel, North Carolina (5) vs. Wake Forest (0), 2000.

ASSISTS, TOURNAMENT

6—Cindy Parlow, North Carolina (4) vs. Wake Forest, 1 vs. Florida, 1 vs. Harvard), 1997; Jennifer Tietjen, Connecticut (1) vs. Fairfield, 1 vs. Hartford, 3 vs. William & Mary, 1 vs. Notre Dame), 1997; Jena Kluegel, North Carolina (4) vs. Wake Forest, 1 vs. Virginia, 1 vs. Notre Dame), 2000.

ASSISTS, CAREER

15—Holly Manthei, Notre Dame, 1994-95-96-97.

POINTS, GAME

7—Shannon Higgins (2 goals, 3 assists), North Carolina (9) vs. Hartford (0), 1989; Kerri Tashiro (3 goals, 1 assist), Colorado Col. (5) vs. Massachusetts (2), 1989; Tiffeny Milbrett (3 goals, 1 assist), Portland (6) vs. St. Mary's (Cal.) (0), 1994; Amy VanLaacke (3 goals, 1 assist), Notre Dame (5) vs. Wisconsin (0), 1996; Monica Gerardo (3 goals, 1 assist), Notre Dame (7) vs. Cincinnati (1), 1997; Laura Koerner (3 goals, 1 assist), Vanderbilt (5) vs. UNC Greensboro (1), 1998; Emily Taggart, (3 goals, 1 assist), Wake Forest (6) vs. Liberty (1), 2000; Lindsay Gusick (3 goals, 1 assist), Virginia (4) vs. Cincinnati (0), 2001; Christine Sinclair (3 goals, 1 assist), Portland (4) vs. Richmond (0), 2002.

POINTS, TOURNAMENT

21—Christine Sinclair (10 goals, 1 assist), 2002.

POINTS, CAREER

39—Mia Hamm, North Carolina, 1989-90-92-93.

SAVES, GAME

23—Kathy Brophy, Boston College (2) vs. Massachusetts (3), 1984.

LOWEST GOALS-AGAINST AVERAGE, TOURNAMENT (Min. 3 Games)

0.00—Anne Sherow, North Carolina (vs. William & Mary, California and Massachusetts), 1987; Lori Walker, North Carolina (vs. Hartford, North Carolina St. and Colorado Col.), 1989; Tracy Noonan, North Carolina (vs. Vanderbilt, Santa Clara and Notre Dame), 1995; Jen Renola, Notre

Dame (vs. Wisconsin, Connecticut, North Carolina and Portland), 1995; Nicole Barnhart, Stanford (vs. Cal Poly, California, Notre Dame and Portland).

LOWEST GOALS-AGAINST AVERAGE, CAREER (Min. 5 Games)

0.21—Siri Mullinix, North Carolina 1996-97-98, [3 goals, 15 games, (1,281 minutes)].

Team Records

GOALS, GAME

9—North Carolina vs. Hartford (0), 1989; North Carolina vs. Duke (1), 1992; North Carolina vs. Florida (0), 1996.

GOALS, TWO TEAMS, GAME

10—North Carolina (9) vs. Duke (1), 1992; Florida (7) vs. North Carolina St. (3), 1996.

GOALS, TOURNAMENT

22—North Carolina, 1996.

SHOTS, GAME

43—North Carolina (9) vs. Hartford (0), 1989.

CORNER KICKS, GAME

19—Nebraska (3) vs. Minnesota (2) (2 ot), 1996.

FOULS, GAME

37—North Carolina St. (1) vs. William & Mary (0) (2 ot), 1995.

GOALS PER GAME, TOURNAMENT (Min. 2 Games)

6.33—North Carolina, 3 games, 1992.

OVERTIME GAMES, TOURNAMENT

2—16 times (most recent: five times, 2002).

LOWEST GOALS-AGAINST AVERAGE, TOURNAMENT (Min. 3 Games)

0.00—North Carolina, 3 games, 1987-89-95; Notre Dame, 4 games, 1995; Stanford, 5 games, 2002.

Division II Women's Championships

2001 Results

FIRST ROUND

Adelphi 2, Bloomsburg 1
Merrimack 2, St. Rose 0
Truman 1, Northern Colo. 0
Ashland 3, Wheeling Jesuit 2
North Fla. 2, Catawba 0
Christian Bros. 5, West Fla. 0
Metro St. 1*, West Tex. A&M 1 (2 ot, pk)
UC Davis 4, San Fran. St. 2

SECOND ROUND

Adelphi 0*, Lock Haven 0 (2 ot, pk)
Franklin Pierce 2, Merrimack 1 (ot)
Neb.-Omaha 3, Truman 0

Northern Ky. 2, Ashland 1 (ot)
North Fla. 1*, Kennesaw St. 1 (2 ot, pk)
Christian Bros. 2, Barry 1
Metro St. 2, Central Okla. 0
UC Davis 1*, UC San Diego 1 (2 ot, pk)

QUARTERFINALS

Franklin Pierce 2, Adelphi 1
Neb.-Omaha 1, Northern Ky. 0
Christian Bros. 3, North Fla. 1
Metro St. 1, UC Davis 0

SEMIFINALS

DECEMBER 6, AT VIRGINIA BEACH Neb.-Omaha 3, Franklin Pierce 1

Neb.-Omaha 1 2—3
Franklin Pierce 1 0—1
First half: NO—Stephanie Kirby, 29:22; FP—Martina Makila, 43:25.
Second half: NO—Stephanie Kruse (Kirby), 56:45; NO—Kruse (Ashley Grace), 67:05.
Shots: Neb.-Omaha 13, Franklin Pierce 12. Goalkeeper saves: NO—Amy Price 6; FP—Aase Kibsgaard 3. Corner kicks: Neb.-Omaha 9, Franklin Pierce 2. Fouls: Neb.-

Omaha 7, Franklin Pierce 12. Attendance: 199.

Christian Bros. 1, Metro St. 0 (ot)

Metro St. 0 0 0—0
Christian Bros. 0 0 1—1
Overtime: Margaret Saurin (Anna Rask), 92:17.
Shots: Metro St. 2, Christian Bros. 15. Goalkeeper saves: MS—Mandy Allen 4; CB—Jennifer Simon 2. Corner kicks: Metro St. 1, Christian Bros. 7. Fouls: Metro St. 12, Christian Bros. 12. Attendance: 199.

CHAMPIONSHIP

DECEMBER 8, AT VIRGINIA BEACH

Christian Bros. 2, Neb.-Omaha 1

Christian Bros. 1 1—2
Neb.-Omaha 1 0—1
First half: CB—Missy Gregg (Margaret Saurin), 2:36; NO—Stephanie Kruse, 19:10.
Second half: CB—Anna Rask (Gregg), 65:08.
Shots: Christian Bros. 13, Neb.-Omaha 13. Goalkeeper saves: CB—Jennifer Simon 6; NO—Amy Price 8. Corner kicks: Christian Bros. 3, Neb.-Omaha 7. Fouls: Christian Bros. 7, Neb.-Omaha 16. Attendance: 397.

History

Team Results

Year	Champion (Record)	Coach	Score	Runner-Up	Host or Site	Championship Game Attendance	Championship Total Attendance
1988	Cal St. Hayward (18-2)	Colin Lindores	1-0	Barry	Barry	458	1,026
1989	Barry (17-0-1)	Mike Covone	4-0	Keene St.	Barry	833	1,536
1990	Sonoma St. (14-4)	Peter Reynaud	2-0	Keene St.	Barry	148	650
1991	Cal St. Dom. Hills (18-4-1)	Marine Cano	2-1	Sonoma St.	Cal St. Dom. Hills	832	1,736
1992	Barry (17-2)	Mike Covone	3-2	Adelphi	Adelphi	551	2,114
1993	Barry (17-1)	Mike Covone	2-0	Cal Poly	Barry	650	2,107
1994	Franklin Pierce (20-0)	Mark Krikorian	2-0	Regis (Colo.)	Franklin Pierce	2,500	4,782
1995	Franklin Pierce (19-0)	Mark Krikorian	5-0	Barry	Franklin Pierce	1,600	4,450
1996	Franklin Pierce (18-1)	Jeff Bailey	1-0	Lynn	Lynn	1,214	5,172
1997	Franklin Pierce (21-0)	Jeff Bailey	3-0	West Va. Wesleyan	Cal St. Dom. Hills	164	5,603
1998	Lynn (19-1)	Rocky Orezzaoli	3-1	Sonoma St.	Lynn	1,260	8,618
1999	Franklin Pierce (20-1)	Jeff Bailey	3-1	Cal Poly Pomona	Barry	517	6,879
2000	UC San Diego (21-2)	Brian McManus	2-1	Northern Ky.	Barry	469	5,051
2001	UC San Diego (21-2)	Brian McManus	2-0	Christian Bros.	UC San Diego	1,645	8,066
2002	Christian Bros. (22-1)	Gareth O'Sullivan	2-1	Neb.-Omaha	Virginia Beach	397	—

Tournament Scoring Leaders

Year	Player, School	G	A	P
1988	Denise Butticci, Cal St. Hayward	3	1	7
1989	Kylene Carter, Barry	3	0	6
1990	Karen Beckner, Sonoma St.	1	2	4
1991	Jennifer Grasso, Cal St. Dom. Hills	2	2	6
	Amy Rubin, Cal St. Dom. Hills	3	0	6
1992	Jennifer Shannon, Barry	3	0	6
1993	Amy Burrill, Barry	3	0	6
1994	Nathalie Geeris, Franklin Pierce	1	2	4
	Jenny Hackett, Quincy	2	0	4
	Amy Hanlon, Franklin Pierce	2	0	4
1995	Pauliina Miettinen, Franklin Pierce	3	4	10
1996	Pauliina Miettinen, Franklin Pierce	4	0	8
1997	Pauliina Miettinen, Franklin Pierce	6	5	17
1998	Susan Sheehan, Lynn	3	4	10
1999	Minna Mustonen, Franklin Pierce	5	0	10
2000	Betsy Moore, Northern Ky.	4	2	10
	Minna Mustonen, Franklin Pierce	5	0	10
2001	Missy Gregg, Christian Bros.	7	0	14
2002	Missy Gregg, Christian Bros.	3	1	7

All-Tournament Teams

MOP—Most Outstanding Player.

1988

Denise Butticci, Cal St. Hayward (MOP offensive)

1989

Kylene Carter, Barry (MOP offensive)
Carilynn Hormilla, Barry (MOP defensive)

1993

Kolleen Kassis, Cal Poly (MOP offensive)
Amy Burrill, Barry (MOP defensive)
Ewa Bergsten, Franklin Pierce
Shawna Burroughs, Cal Poly
Nathalie Geeris, Franklin Pierce
Erin Jaeger, Barry
Heather Jaeger, Barry
Wendy Jones, Cal Poly
Janet Krebs, Cal Poly
Petra Lostelius, Franklin Pierce
Claire Scanlon, Mercyhurst
Janna Schimmels, Barry
Jennifer Strong, Barry

1994

Nathalie Geeris, Franklin Pierce (MOP offensive)
Karolina Divert, Franklin Pierce (MOP defensive)
Ewa Bergsten, Franklin Pierce

Susanne Bergstrom, Franklin Pierce
Dani Campbell, Regis (Colo.)
Katie Crespo, Regis (Colo.)
Tracy Cross, Mercyhurst
Amy Giltner, Regis (Colo.)
Jenny Hackett, Quincy
Petra Lostelius, Franklin Pierce
Becky Miller, Mercyhurst
Jen Murguia, Regis (Colo.)
Claire Scanlon, Mercyhurst

1995

Pauliina Miettinen, Franklin Pierce (MOP offensive)
Janna Schimmels, Barry (MOP defensive)
Jaime Adkins, Quincy
Camie Bechtold, Quincy
Christina Bell, Sonoma St.
Ewa Bergsten, Franklin Pierce
Erin Jaeger, Barry
Kerry Johnson, Barry
Pamilla Larsson, Franklin Pierce
Alisa Murchison, Sonoma St.

1996

Jen Miller, Franklin Pierce (MOP offensive)
Brenda Van Stralen, Franklin Pierce (MOP defensive)
Pauliina Auveri, Franklin Pierce
Dani Campbell, Regis (Colo.)
Denise Hutchinson, St. Joseph's (Ind.)
Katie Katzmark, Lynn
Pauliina Miettinen, Franklin Pierce
Jenny O'Brien, Regis (Colo.)
Mary Reid, St. Joseph's (Ind.)
Keri Remillard, Lynn
Christy Santiago, Franklin Pierce
Nicki Sellas, Lynn
Erin Tasse, Lynn

1997

Pauliina Miettinen, Franklin Pierce (MOP offensive)
Brenda Van Stralen, Franklin Pierce (MOP defensive)
Pauliina Auveri, Franklin Pierce
Michelle Cox, Lynn
Natalie Franklin, Cal St. Dom. Hills
Juli Hanrath, West Va. Wesleyan
Brandy Kaake, Cal St. Dom. Hills
Nicole Monroney, West Va. Wesleyan
Jen Newkirk, West Va. Wesleyan
Anne Parnila, Franklin Pierce
Heather Rolland, Cal St. Dom. Hills
Christy Santiago, Franklin Pierce
Nicki Sellas, Lynn

1998

Katie Katzmark, Lynn (MOP offensive)
Adele Talamo, Lynn (MOP defensive)
Amy Apodaca, Sonoma St.
Pauliina Auveri, Franklin Pierce

Stacy Barker, Sonoma St.
Gina Boechler, Lynn
Sarah Brosius, Sonoma St.
Nikki Kalautis, Lynn
Marie Kolbert, Lynn
Minna Mustonen, Franklin Pierce
Kristy Ritchie, Ashland
Karin Svensson, Lynn
Jennifer Tomczik, Sonoma St.

1999

Minna Mustonen, Franklin Pierce (MOP offensive)
Merry Osikowicz, Barry (MOP defensive)
Monique Chambers, Cal Poly Pomona
Tara Chance, Cal Poly Pomona
Pia Lahti, Franklin Pierce
Pamela McDonald, Barry
Betsy Moore, Northern Ky.
Jenny Nilsson, Barry
Tanja Pihlblad, Franklin Pierce
Tricia Ruark, Northern Ky.
Brenda van Stralen, Franklin Pierce
Ruth Van't Land, Cal Poly Pomona
Angela Verdoes, Franklin Pierce



Sofia Rask, Christian Brothers, races down the field, helping her team beat Nebraska-Omaha 2-1 for the Championship.

Mike Helfner/NCAA Photos

2000

Cindy Dostalek, UC San Diego (MOP offensive)
 Kara Morris, UC San Diego (MOP defensive)
 Erika Alfredson, UC San Diego
 Julia Cuder, UC San Diego
 Elizabeth Hughes, UC San Diego
 Betsy Moore, Northern Ky.
 Minna Mustonen, Franklin Pierce
 Jenny Nilsson, Barry
 Tricia Ruark, Northern Ky.
 Becky Schnieders, Northern Ky.
 Ashley Snell, Barry
 Malissa Stevenson, Northern Ky.
 Julia Uusmalmi, Franklin Pierce

2001

Kristin Jones, UC San Diego (MOP offensive)
 Jessica Cordova, UC San Diego (MOP defensive)
 Erika Alfredson, UC San Diego
 Bessie Black, Northern Ky.
 Veronica Botold, Christian Bros.
 Missy Gregg, Christian Bros.
 Kanae Haneishi, Christian Bros.
 Elizabeth Hughes, UC San Diego
 Patricia Keeldar, Franklin Pierce
 Megan Mendoza, UC San Diego
 Betsy Moore, Northern Ky.
 Kamille Rosenfalck, Franklin Pierce
 Margaret Saurin, Christian Bros.

2002

Missy Gregg, Christian Bros. (MOP offensive)
 Kanae Haneishi, Christian Bros. (MOP defensive)
 Mandy Allen, Metro St.
 Jessica Dotson, Neb.-Omaha
 Tina Froberg, Christian Bros.
 Ashley Grace, Neb.-Omaha
 Arna Heimlund, Christian Bros.
 Stephanie Kirby, Neb.-Omaha
 Stephanie Kruse, Neb.-Omaha
 Martta Makila, Franklin Pierce
 Meghan Pile, Neb.-Omaha
 Sofia Rask, Christian Bros.
 Margaret Saurin, Christian Bros.
 Meghan Welcome, Franklin Pierce

Individual Records

GOALS, GAME

4—Minna Mustonen, Franklin Pierce (6) vs. Bloomsburg (0), 2000.

GOALS, TOURNAMENT

7—Missy Gregg, Christian Bros. (3 vs. Barry, 3 vs. North Fla., 1 vs. Franklin Pierce), 2001.

GOALS, CAREER

15—Pauliina Miettinen, Franklin Pierce, 1995-96-97-98.

ASSISTS, GAME

4—Michelle Cox, Lynn (7) vs. Belmont Abbey (0), 1998.

ASSISTS, TOURNAMENT

5—Nathalie Geeris, Franklin Pierce (2 vs. Mercyhurst, 1 vs. Sonoma St., 2 vs. Barry), 1995; Pauliina Miettinen, Franklin Pierce (1 vs. Southern N.H., 1 vs. Adelphi, 2 vs. Cal St. Dom. Hills, 1 vs. West Va. Wesleyan), 1997; Michelle Cox, Lynn (4 vs. Belmont Abbey, 1 vs. Franklin Pierce), 1998.

ASSISTS, CAREER

11—Pauliina Miettinen, Franklin Pierce, 1995-96-97-98.

POINTS, GAME

8— Minna Mustonen (4 goals), Franklin Pierce (6) vs. Bloomsburg (0), 2000.

POINTS, TOURNAMENT

17—Pauliina Miettinen (6 goals, 5 assists), Franklin Pierce (3-0 vs. Southern N.H., 0-1 vs. Adelphi, 2-2 vs. Cal St. Dom. Hills, 1-1 vs. West Va. Wesleyan), 1997.

POINTS, CAREER

41—Pauliina Miettinen (15 goals, 11 assists), Franklin Pierce, 1995-96-97-98.

SAVES, GAME

16—Carolyn Wellman, Sonoma St. (0) vs. Adelphi (1), 1992.

LOWEST GOALS-AGAINST AVERAGE, TOURNAMENT (Min. 2 Games)

0.00—Lisa Austin, Cal St. Hayward (vs. Mercyhurst and Barry), 1988; Carilynn Hormilla, Barry (vs. Adelphi and Keene St.), 1989; Marisa Giannone, Franklin Pierce (Merrimack, St. Joseph's [Ind.] and Lynn), 1996.

LOWEST GOALS-AGAINST AVERAGE, CAREER (Min. 2 Games)

0.00—Lisa Austin, Cal St. Hayward, 1988 [0 goals, 2 games (180 minutes)].

Team Records

GOALS, GAME

8—Franklin Pierce vs. Mercyhurst (0), 1995.

GOALS, TWO TEAMS, GAME

8—Franklin Pierce (8) vs. Mercyhurst (0), 1995; Franklin Pierce (6) vs. Southern N.H. (2), 1997; Northern Ky. (6) vs. Minn.-Duluth (2), 2000; Christian Bros. (7) vs. North Fla. (1), 2001.

SHOTS, GAME

33—Sonoma St. (1) vs. Regis (Colo.) (1), (4 ot, penalty kicks), 1994.

CORNER KICKS, GAME

19—Cal St. Dom. Hills (2) vs. Mercyhurst (1), 1991.

FOULS, GAME

34—Adelphi (1) vs. Franklin Pierce (2), 1997.

GOALS PER GAME, TOURNAMENT (Min. 2 Games)

5.33—Franklin Pierce, 3 games, 1995.

LOWEST GOALS-AGAINST AVERAGE, TOURNAMENT (Min. 2 Games)

0.00—Cal St. Hayward, 2 games, 1988; Barry, 2 games, 1989; Franklin Pierce, 3 games, 1996.

Division III Women's Championships

2002 Results

FIRST ROUND

Bridgewater St. 0, Western New Eng. 0 (2 ot, pk)
 Tufts 4, Nichols 0
 Nazareth 3, Grove City 2
 New York U. 2, Misericordia 0
 Westminster (Pa.) 4, Frostburg St. 1
 Albion 1, Mt. St. Joseph 0
 Loras 5, Aurora 1
 St. Thomas (Minn.) 6, Carroll (Wis.) 1
 Oneonta St. 2, Scranton 0
 Mary Washington 5, Notre Dame (Md.) 0
 Stevens Tech 1, Johns Hopkins 0
 Emory 2, SCAD 1
 Wash. & Lee 2, Greensboro 0

REGIONALS

Wheaton (Mass.) 1, Bridgewater St. 0
 Keene St. 1, Tufts 0
 William Smith 1, Nazareth 1 (2 ot, pk)
 New York U. 2, Union (N.Y.) 2 (2 ot, pk)
 Ohio Wesleyan 3, Westminster (Pa.) 0

Wilmington (Ohio) 2, Albion 1
 Wis.-Stevens Point 5, Loras 2
 St. Thomas (Minn.) 0, St. Benedict 0 (2 ot, pk)
 Chicago 2, Oneonta St. 1 (2 ot)
 Wheaton (Ill.) 3, Webster 1
 Messiah 2, Mary Washington 0
 Col. of New Jersey 2, Stevens Tech 1
 Trinity (Tex.) 2, Emory 0
 Texas-Dallas 1, Wash. & Lee 0
 Puget Sound 4, Claremont-M-S 0
 Chapman 1, UC Santa Cruz 1 (2 ot, pk)
 Wheaton (Mass.) 3, Keene St. 1
 William Smith 3, New York U. 0
 Ohio Wesleyan 2, Wilmington (Ohio) 0
 St. Thomas (Minn.) 3, Wis.-Stevens Point 0
 Wheaton (Ill.) 2, Chicago 0
 Messiah 2, Col. of New Jersey 1
 Trinity (Tex.) 1, Texas-Dallas 0
 Puget Sound 1, Chapman 0

QUARTERFINALS

William Smith 0, Wheaton (Mass.) 0 (2 ot, pk)
 Ohio Wesleyan 0, St. Thomas (Minn.) 0 (2 ot, pk)
 Messiah 0, Wheaton (Ill.) 0 (2 ot, pk)
 Trinity (Tex.) 2, Puget Sound 1

SEMIFINALS

NOVEMBER 29-AT WILLIAM SMITH

Ohio Wesleyan 3, William Smith 0
 Ohio Wesleyan 2 1—3
 William Smith 0 0—0

First half: OW—Sarah Wall, 2:53; OW—Erika Howland (Wall), 8:18.

Second half: OW—Emily Bayer (Howland), 46:32.
 Shots: Ohio Wesleyan 9, William Smith 15. Goalkeeper saves: OW—Mindy Hammond 3, Tiffany Soggs 5; WS—Leah Cornwell 0. Corner kicks: Ohio Wesleyan 3, William Smith 5. Fouls: Ohio Wesleyan 11, William Smith 3. Attendance: 578.

Messiah 0, Trinity (Tex.) 0 (2 ot, pk)

Trinity (Tex.) 0 0 0 0—0
 Messiah 0 0 0 0—0
 Tiebreaker: Messiah 3, Trinity (Tex.) 1.
 Shots: Trinity (Tex.) 14, Messiah 12. Goalkeeper saves: T—Abby Shaltz 4, Stephanie Bull 2; M—Maggie Futato 5. Corner kicks: Trinity (Tex.) 2, Messiah 8. Fouls: Trinity (Tex.) 15, Messiah 11. Attendance: 349.

CHAMPIONSHIP

NOVEMBER 30-AT WILLIAM SMITH

Ohio Wesleyan 1, Messiah 0
 Messiah 0 0—0
 Ohio Wesleyan 1 0—1
 First half: OW—Erika Howland (Liz Sheehan), 23:45.
 Shots: Messiah 3, Ohio Wesleyan 13. Goalkeeper saves: M—Maggie Futato 8; OW—Mindy Hammond 0. Corner kicks: Messiah 1, Ohio Wesleyan 2. Fouls: Messiah 6, Ohio Wesleyan 19. Attendance: 548.

History

Team Results

Year	Champion (Record)	Coach	Score	Runner-Up	Host or Site	Championship Game Attendance	Championship Total Attendance
1986	Rochester (13-2-1)	Terry Gurnett	1-0	Plymouth St.	Cortland St.	300	1,874
1987	Rochester (18-1)	Terry Gurnett	1-0	William Smith	Rochester	1,106	3,542
1988	William Smith (18-1-1)	Aliceann Wilber	1-0	UC San Diego	William Smith	800	2,907
1989	UC San Diego (19-1-1)	Brian McManus	3-2 (3 ot)	Ithaca	UC San Diego	1,200	3,461
1990	Ithaca (18-5-2)	Patrick Farmer	1-0 (4 ot, pk)	Cortland St.	Cortland St.	647	2,948
1991	Ithaca (19-2-3)	Patrick Farmer	2-0	Rochester	Plymouth St.	409	4,000
1992	Cortland St. (17-2-3)	Chris Malone	1-0	Mass.-Dartmouth	Mary Washington	300	4,471
1993	Col. of New Jersey (20-1-3)	Joe Russo	4-0	Plymouth St.	William Smith	600	3,503
1994	Col. of New Jersey (15-0)	Joe Russo	4-3 (3 ot)	UC San Diego	UC San Diego	1,025	4,904
1995	UC San Diego (19-2)	Brian McManus	3-0	Methodist	Richard Stockton	713	6,351
1996	UC San Diego (21-1)	Brian McManus	2-1	Col. of New Jersey	Amherst	543	7,330
1997	UC San Diego (20-2)	Brian McManus	1-0	William Smith	Elizabethtown	240	9,774
1998	Macalester (22-1-1)	John Leaney	1-0 (4 ot)	Col. of New Jersey	Ithaca	230	9,098
1999	UC San Diego (19-1-2)	Brian McManus	1-0	Macalester	Williams	797	9,968
2000	Col. of New Jersey (23-1)	Joe Russo	2-1	Tufts	Tufts	1,500	10,558
2001	Ohio Wesleyan (22-1)	Bob Barnes	1-0	Amherst	Ohio Wesleyan	617	14,337
2002	Ohio Wesleyan (24-0)	Bob Barnes	1-0	Messiah	William Smith	548	8,662

Tournament Scoring Leaders

Year	Player, School	G	A	P
1986	Martha Winter, Rochester	3	0	6
1987	Joan Grupp, William Smith	2	1	5
	Lisa Rich, Rochester	2	1	5
1988	Ann Haggerty, William Smith	4	1	9
1989	Tracy Deyle, Ithaca	2	1	5
1990	Karen Hertel, Cortland St.	4	2	10
1991	Rachel Ackerman, Cal Lutheran	3	0	6
1992	Leanne Morris, Mass.-Dartmouth	3	0	6
1993	Cyndi Marshall, Col. of New Jersey	5	1	11
1994	Diana Muchowski, UC San Diego	4	0	8
1995	Ele Johnson, UC San Diego	2	2	6
1996	Lauren Johnson, UC San Diego	6	0	12
1997	Antoinette DeLucia, William Smith	4	2	10
	Lauren Johnson, UC San Diego	3	4	10
1998	Katy Sturtz, Ohio Wesleyan	8	3	19
1999	Melissa Matuszewicz, Union (N.Y.)	4	1	9
2000	Lynn Cooper, Tufts	4	2	10
2001	Catherine Poor, Amherst	5	4	14
	Katy Sturtz, Ohio Wesleyan	6	2	14
2002	Michelle Wieser, Loras	4	2	10

All-Tournament Teams

MOP—Most Outstanding Player.

- 1986**
Martha Winter, Rochester (MOP)
- 1993**
Jacqueline Dirr, Col. of New Jersey (MOP offensive)
Danielle Mastro Simone, Col. of New Jersey (MOP defensive)
Missy Blaney, Col. of New Jersey
Lisa Freda, Plymouth St.
Krista Gerard, Col. of New Jersey
Randy Jennings, Plymouth St.
Ele Johnson, UC San Diego
Cyndi Marshall, Col. of New Jersey
Kristin Okvist, William Smith
Mary-Bridget Pawlik, Plymouth St.
Carrie Peer, UC San Diego
Allyson Shirtz, William Smith
Cynthia Stone, William Smith
- 1994**
Tracy Pear, Col. of New Jersey (MOP offensive)
Jen Hart, Col. of New Jersey (MOP defensive)
Missy Blaney, Col. of New Jersey

- Lisa Cesaro, Col. of New Jersey
Kim Crawford, Geneseo St.
Kim Faust, Col. of New Jersey
Amanda Johnson, UC San Diego
Ele Johnson, UC San Diego
Dawn Lee, UC San Diego
Jennifer Mazzucco, Col. of New Jersey
Diana Muchowski, UC San Diego
Trish Parker, N.C. Wesleyan
Carrie Peer, UC San Diego
- 1995**
Ele Johnson, UC San Diego (MOP offensive)
Diana Muchowski, UC San Diego (MOP defensive)
Heather Barbalinardo, Richard Stockton
Michele Brown, Methodist
Beth Freeburg, UC San Diego
Amanda Johnson, UC San Diego
Ruth Keegan, Methodist
Jen Maurer, Methodist
Allison McCarthy, William Smith
Marcy Meagher, William Smith
Carrie Peer, UC San Diego
Alvy Styles, Methodist
Marcie Williams, Richard Stockton
- 1996**
Toni Nunez, UC San Diego (MOP offensive)
Beth Freeburg, UC San Diego (MOP defensive)
Cheryl Adronovitz, Col. of New Jersey
Jessica Barry, Chicago
Lisa Buckley, Col. of New Jersey
Sarah Fabian, Amherst
Shay Feilen, Chicago
Ele Johnson, UC San Diego
Lauren Johnson, UC San Diego
Daniela Kolarsick, Col. of New Jersey
Shaunette Richards, Amherst
Traci Tapp, Col. of New Jersey
Christa Wemmer, UC San Diego
- 1997**
Laura Johnson, UC San Diego (MOP offensive)
Kathleen Thelian, William Smith (MOP defensive)
Amy Bender, Elizabethtown
Whitney Brusman, William Smith
Antoinette DeLucia, William Smith
Cindy Dostalek, UC San Diego
Beth Freeburg, UC San Diego
Janine Harispe, UC San Diego
Maricela Ocegueda, UC San Diego
Kim Rausch, William Smith
Lynn Stoehr, Washington (Mo.)
Lori Thomas, Washington (Mo.)
Meredith Uber, Elizabethtown

- 1998**
Kate Ryan-Reiling, Macalester (MOP offensive)
Colleen Caldwell, Col. of New Jersey (MOP defensive)
Victoria Nusse, Col. of New Jersey
Traci Tapp, Col. of New Jersey
Brianna Vazquez, Col. of New Jersey
Ellen Dully, Macalester
Holly Harris, Macalester
Tawni Epperson, Macalester
Erin DeMarco, Ithaca
Jessica DiManno, Ithaca
Dana Christopherson, Willamette
Liz Heaston, Willamette
Katie Edmondswards, Willamette



Erika Howland (14), Ohio Wesleyan, scored the game-winning goal over Messiah to defend their national title.

Richard Blume/NCAA Photos

1999

Erika Alfredson, UC San Diego (MOP offensive)
 Julia Cuder, UC San Diego (MOP defensive)
 Janine Harispe, UC San Diego
 Jennifer Hetland, UC San Diego
 Elizabeth Hughes, UC San Diego
 Kate Ryan-Reiling, Macalester
 Onie Elsberry, Macalaster
 Carly Androff, Macalaster
 Ann Brophy, Williams
 Meghan Cavanaugh, Williams
 Christina Ciafone, Williams
 Christina Grande, Col. of New Jersey
 Vanessa Wong, Col. of New Jersey

2000

Denise Buckley, Col. of New Jersey (MOP offensive)
 Jill DiGiampaolo, Trinity (Tex.) (MOP defensive)
 Beth Hoeflinger, Col. of New Jersey
 Cara Gabage, Col. of New Jersey
 Karen Geiger, Col. of New Jersey
 Erica Adelstein, Trinity (Tex.)
 Melissa Dickey, Trinity (Tex.)
 Carmen Mikacenic, Tufts
 Lynn Cooper, Tufts
 Adie Sherwood, Tufts
 Margaret Domka, Wis.-Stevens Point
 Mickey Jacob, Wis.-Stevens Point
 Molly Cady, Wis.-Stevens Point

2001

Catherine Poor, Amherst (MOP offensive)
 Akeya Terrell, Ohio Wesleyan (MOP defensive)
 Katharine Shipley, Amherst
 Margaret Rubin, Amherst
 Katie Buchert, Ohio Wesleyan
 Emily Bayer, Ohio Wesleyan
 Katy Sturtz, Ohio Wesleyan
 Rebecca Mouw, Wheaton (Ill.)
 Sarah Kron, Wheaton (Ill.)
 Anne Merten, Willamette
 Buffy Morris, Willamette

2002

Erika Howland, Ohio Wesleyan (MOP offensive)
 Mindy Hammond, Ohio Wesleyan (MOP defensive)
 Liz Sheehan, Ohio Wesleyan
 Sarah Wall, Ohio Wesleyan
 Jennifer Sapp, Messiah
 Emily Benson, Messiah

Jamie Gasiorowski, Messiah
 Mindy Miller, Messiah
 Alyson Stachura, William Smith
 Jamie Bauer, William Smith
 Mackenzie Bergstrom, Trinity (Tex.)

Individual Records

GOALS, GAME

4—Katy Sturtz, Ohio Wesleyan (4) vs. Olivet (3), 1998.

GOALS, TOURNAMENT

8—Katy Sturtz, Ohio Wesleyan [4 vs. Olivet, 2 vs. Kalamazoo, 2 vs. Washington (Mo.)], 1998.

GOALS, CAREER

15—Katy Sturtz, Ohio Wesleyan, 1998-99-2000-01.

ASSISTS, GAME

5—Molly Cady, Wis.-Stevens Point (7) vs. Edgewood (0), Nov. 1, 2000.

ASSISTS, TOURNAMENT

6—Molly Cady, Wis.-Stevens Point [5 vs. Edgewood, 1 vs. Salisbur], 2000.

ASSISTS, CAREER

7—Lauren Johnson, UC San Diego, 1995-96-97.

POINTS, GAME

8—Katy Sturtz (4 goals), Ohio Wesleyan (4) vs. Olivet (3), 1998.

POINTS, TOURNAMENT

19—Katy Sturtz, Ohio Wesleyan [4 goals vs. Olivet; 2 goals vs. Kalamazoo; 2 goals, 3 assists vs. Washington (Mo.)], 1998.

POINTS, CAREER

36—Katy Sturtz, (15 goals, 6 assists), Ohio Wesleyan, 1998-99-2000-01.

SAVES, GAME

29—Amanda Baltzley, Connecticut Col. (0) vs. Col. of New Jersey (1) (2 ot), 1998.

LOWEST GOALS-AGAINST AVERAGE, TOURNAMENT (MIN. 3 GAMES)

0.00—Doreen Byers, Rochester (vs. Scranton, Plymouth St. and William Smith), 1987; JoAnn Johnston, Rochester (vs. Scranton, Plymouth St. and William Smith), 1987; Mary St. Germain, Plymouth

St., (vs. Salem St., William Smith and UC San Diego), 1989; Beth Howland, Ithaca, (vs. Plymouth St., Methodist and Cortland St.), 1990; (vs. N.C. Wesleyan, Col. of New Jersey, UC San Diego and Rochester), 1991; Melissa Samuels, Cortland St. (vs. Ithaca, Col. of New Jersey, UC San Diego and Mass.-Dartmouth), 1992; Mindy Hammond, Ohio Wesleyan (vs. Westminster (Pa.), Wilmington (Ohio), St. Thomas (Minn.), William Smith, Messiah), 2002.

LOWEST GOALS-AGAINST AVERAGE, CAREER (Min. 5 Games)

0.10—Mindy Hammond, Ohio Wesleyan, 2001-02 [1 goal, 10 games (872 minutes)].

Team Records

GOALS, GAME

9—Lynchburg vs. Arcadia (0), 2000; Williams vs. Framingham St. (0), 2001.

GOALS, TWO TEAMS, GAME

11—Washington (Mo.) (6) vs. Ohio Wesleyan (5), 1998.

SHOTS, GAME

50—Chicago (2) vs. Edgewood (1) (2 ot), 1999.

CORNER KICKS, GAME

23—UC San Diego (1) vs. Macalester (0), 1989.

FOULS, GAME

34—Col. of New Jersey (2) vs. Methodist (1) (3 ot), 1993.

GOALS PER GAME, TOURNAMENT (Min. 2 Games)

5.0—Lynchburg, 2 games, 2000; Williams, 2 games, 2001.

LOWEST GOALS-AGAINST AVERAGE, TOURNAMENT (Min. 3 Games)

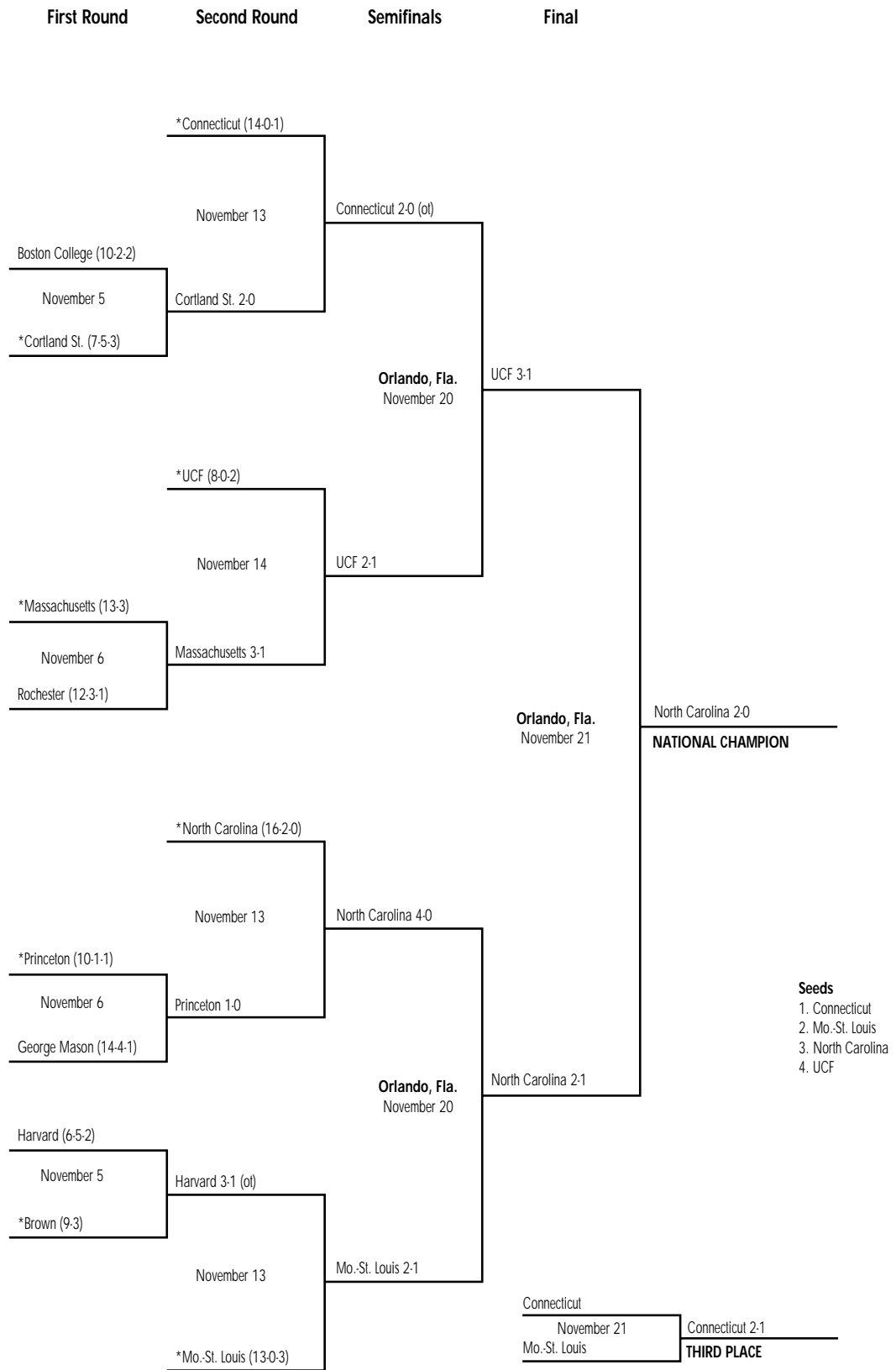
0.00—Rochester, 3 games, 1987; Ithaca, 4 games, 1991; Cortland St., 4 games, 1992; Ohio Wesleyan, 5 games, 2002.

Women's Championship Brackets

Division I Brackets	276
Division II Brackets.....	297
Division III Brackets.....	307



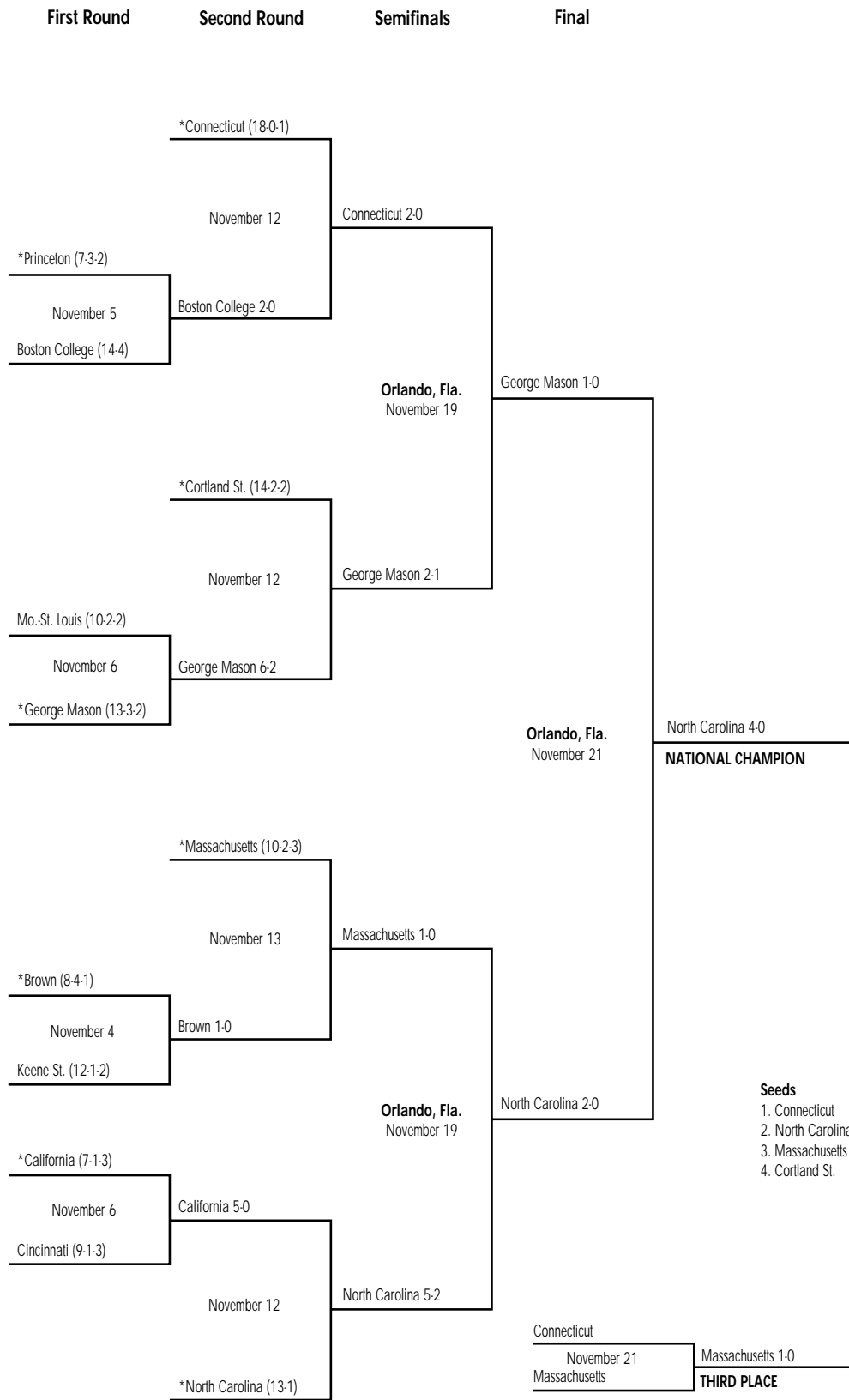
1982 Division I Women's Championship Bracket



- Seeds**
1. Connecticut
 2. Mo.-St. Louis
 3. North Carolina
 4. UCF

*Host institution.

1983 Division I Women's Championship Bracket

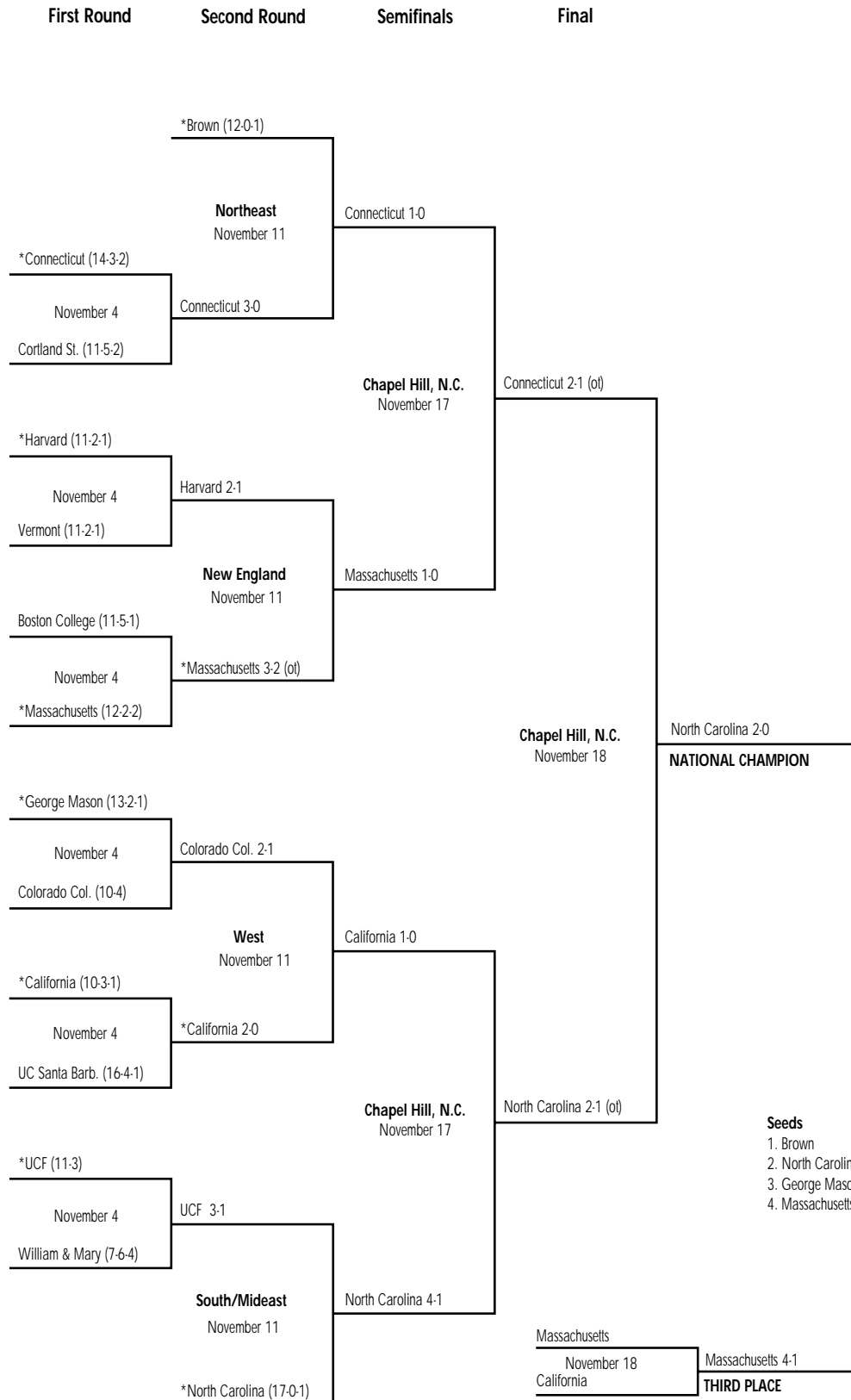


- Seeds**
1. Connecticut
 2. North Carolina
 3. Massachusetts
 4. Cortland St.

*Host institution.

WOMEN'S BRACKETS

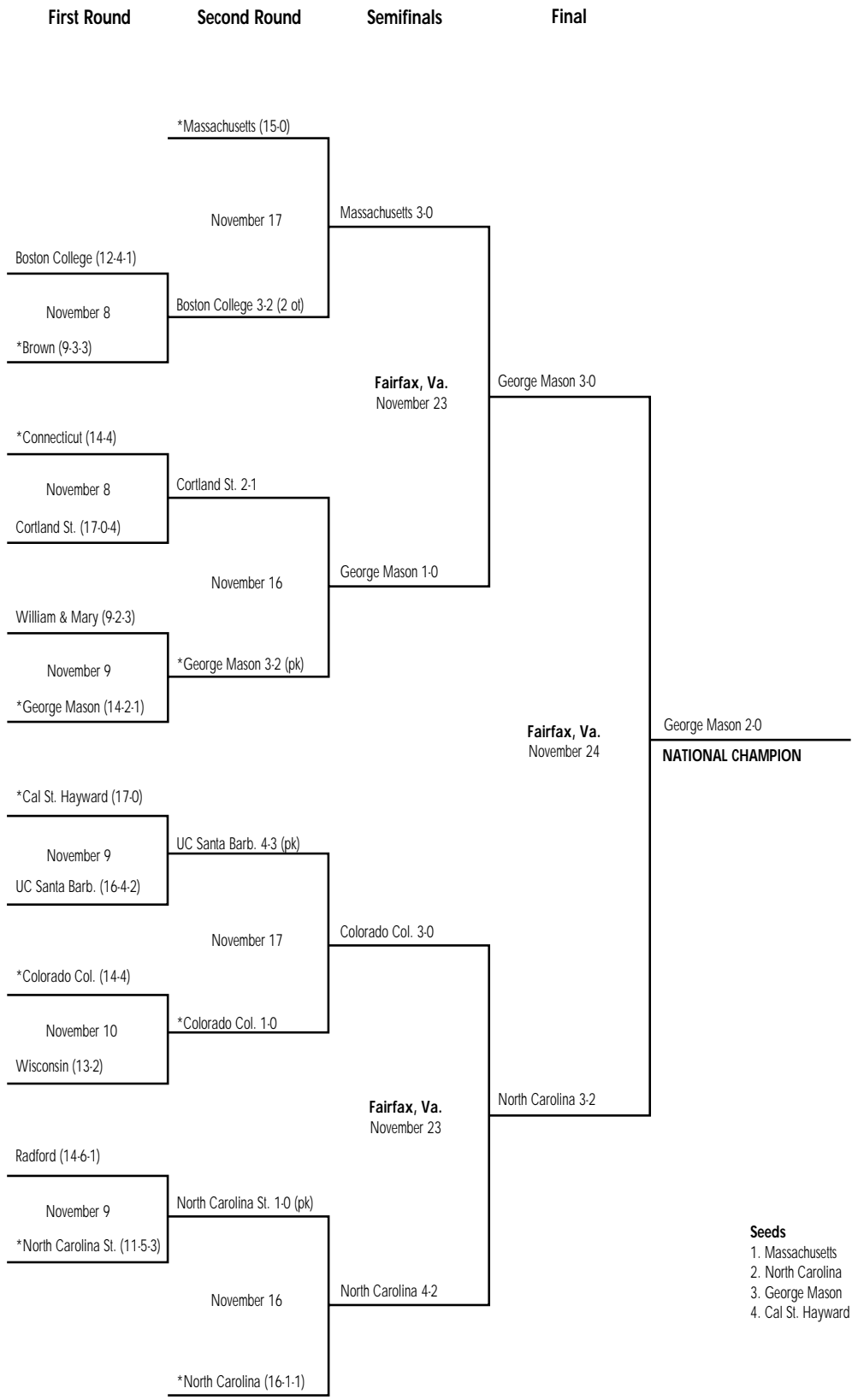
1984 Division I Women's Championship Bracket



- Seeds**
1. Brown
 2. North Carolina
 3. George Mason
 4. Massachusetts

*Host institution.

1985 Division I Women's Championship Bracket

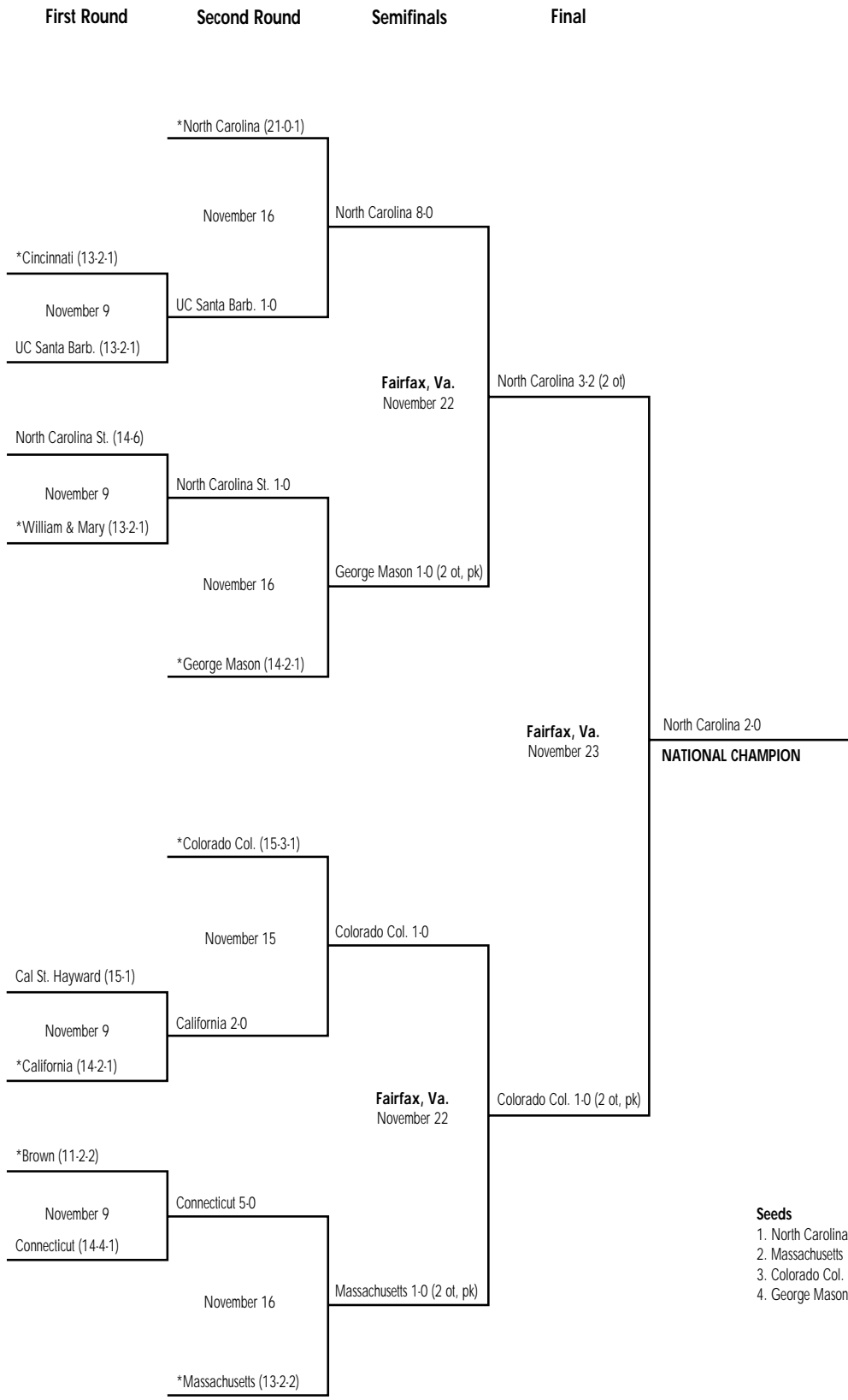


- Seeds**
1. Massachusetts
 2. North Carolina
 3. George Mason
 4. Cal St. Hayward

*Host institution.

WOMEN'S BRACKETS

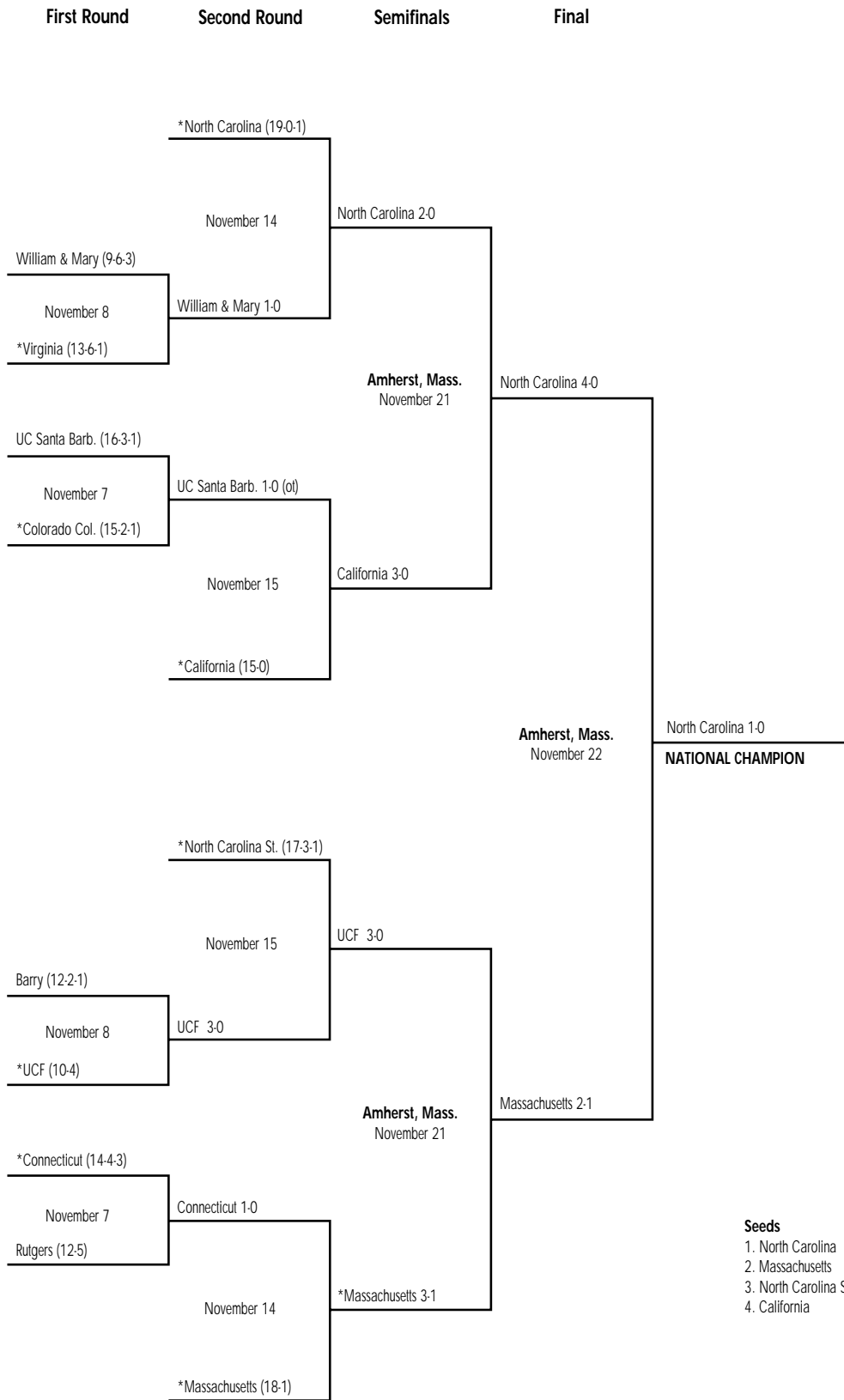
1986 Division I Women's Championship Bracket



- Seeds**
1. North Carolina
 2. Massachusetts
 3. Colorado Col.
 4. George Mason

*Host institution.

1987 Division I Women's Championship Bracket

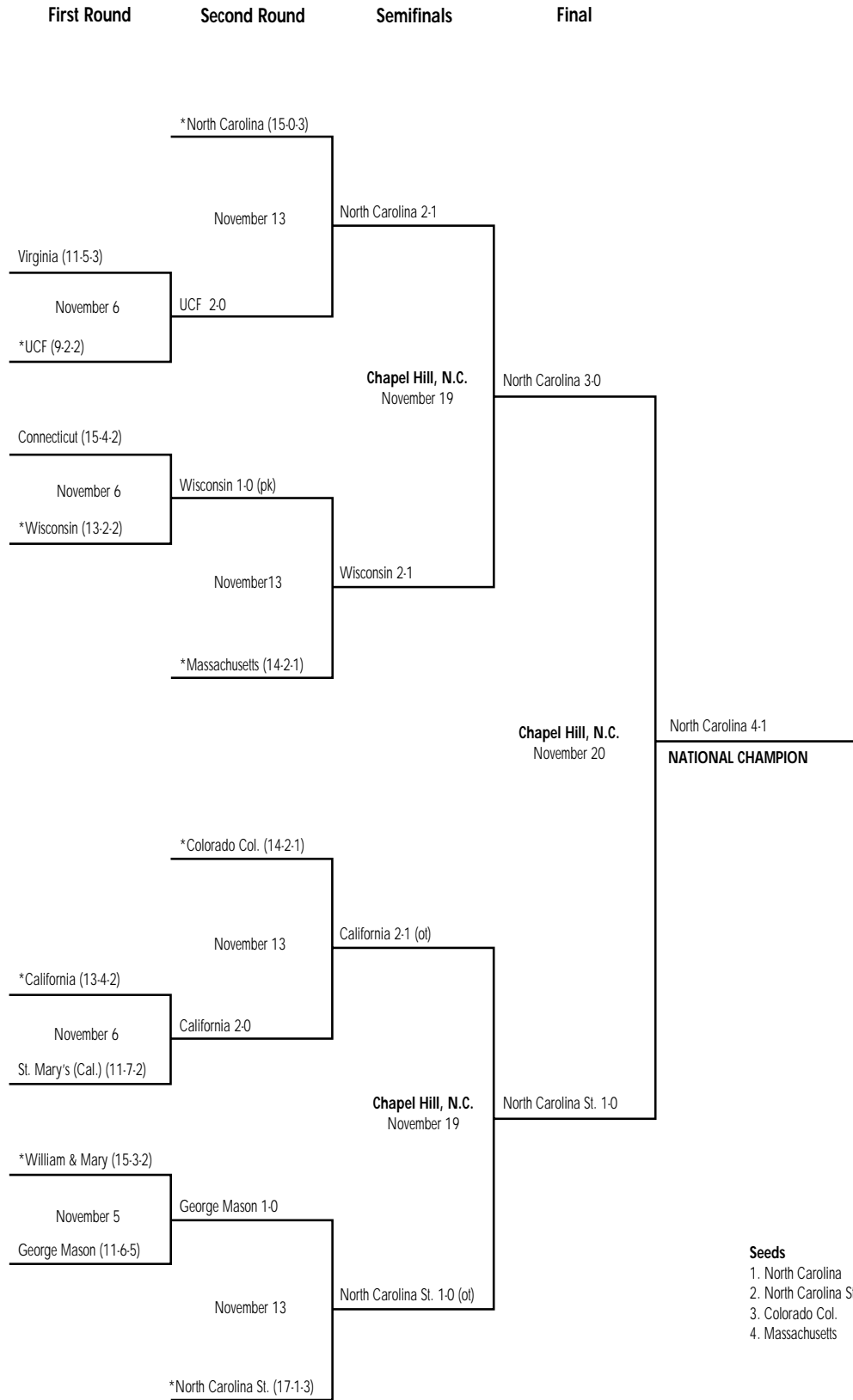


- Seeds**
1. North Carolina
 2. Massachusetts
 3. North Carolina St.
 4. California

*Host institution.

WOMEN'S BRACKETS

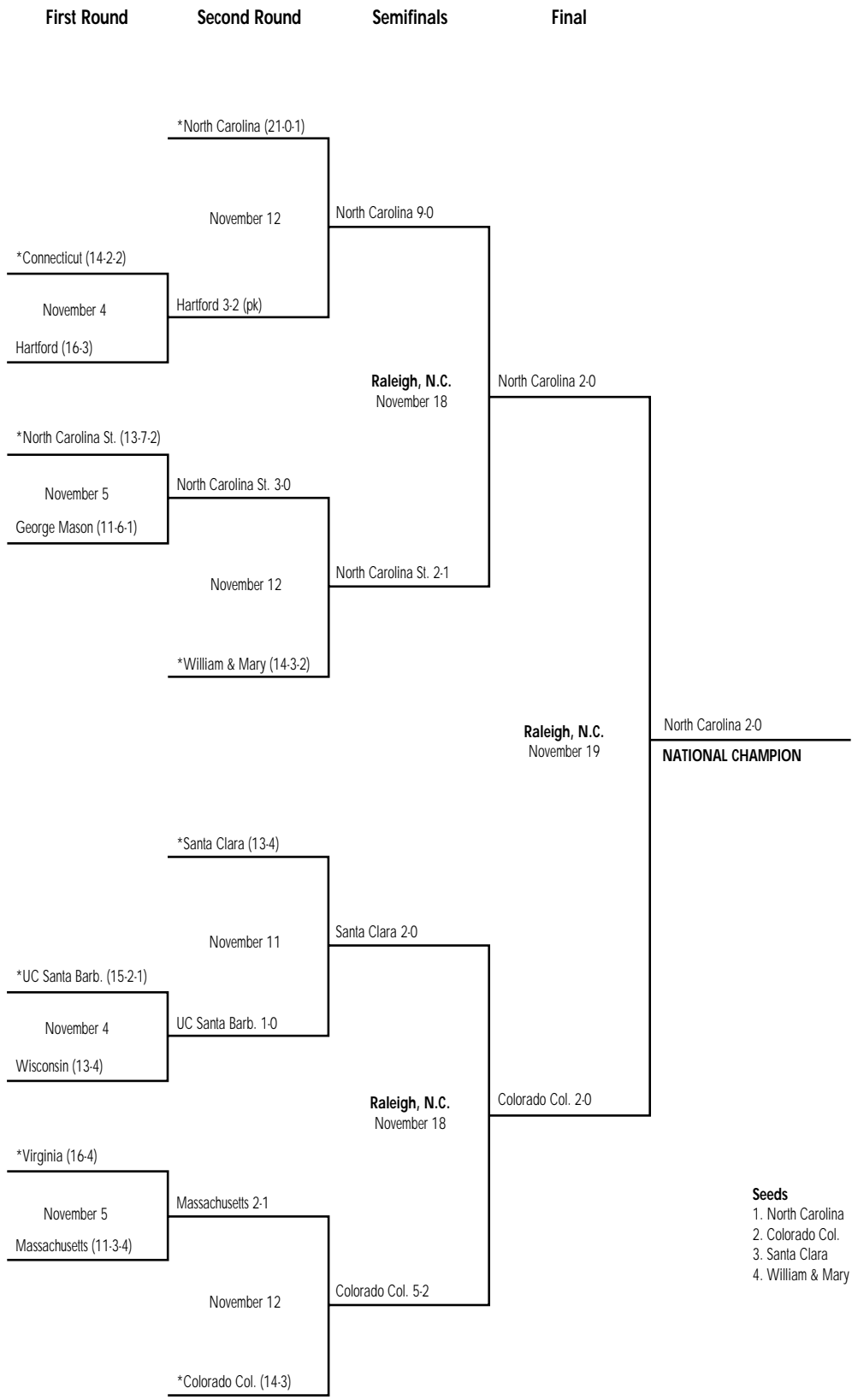
1988 Division I Women's Championship Bracket



- Seeds**
1. North Carolina
 2. North Carolina St.
 3. Colorado Col.
 4. Massachusetts

*Host institution.

1989 Division I Women's Championship Bracket

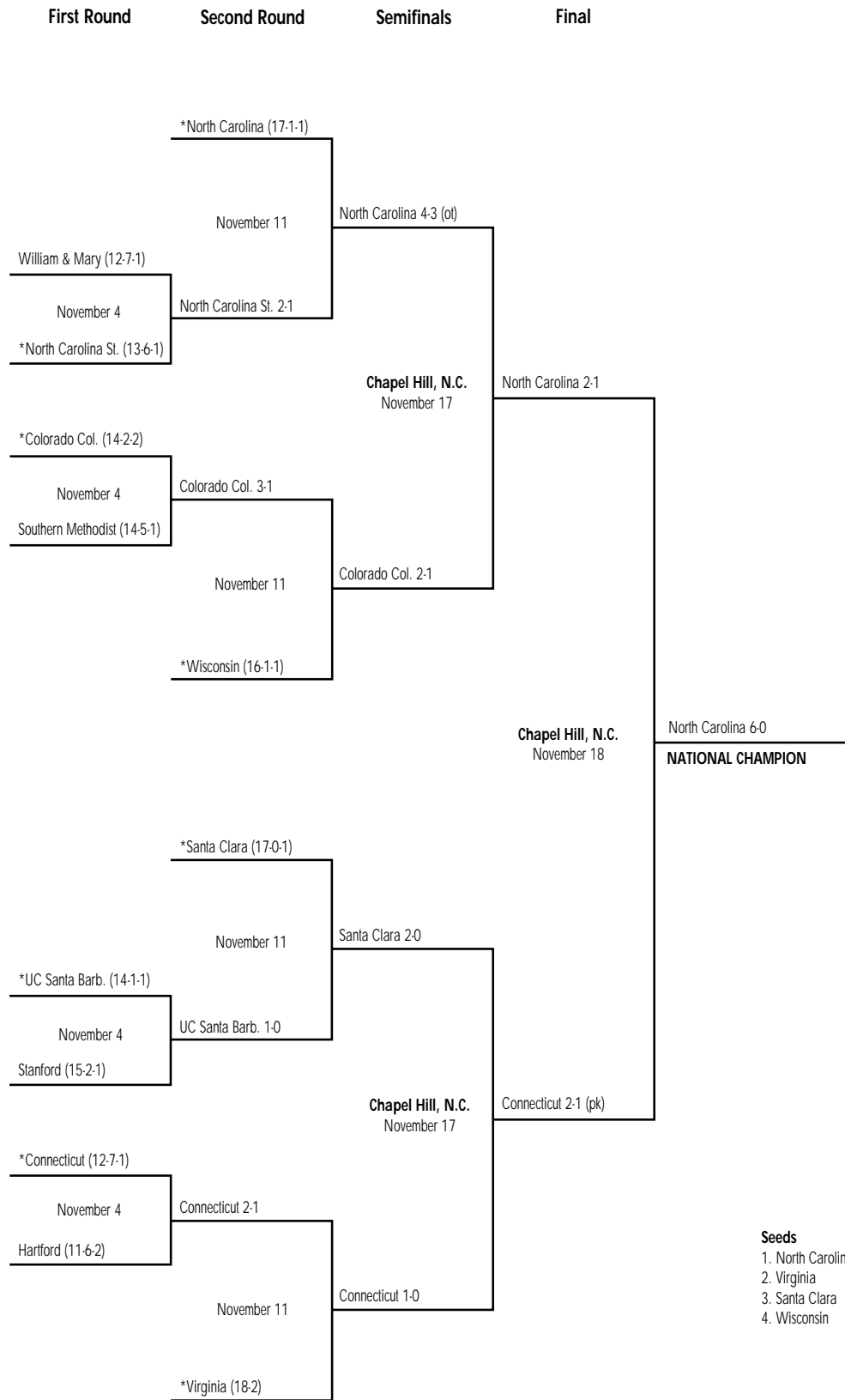


- Seeds**
1. North Carolina
 2. Colorado Col.
 3. Santa Clara
 4. William & Mary

*Host institution.

WOMEN'S BRACKETS

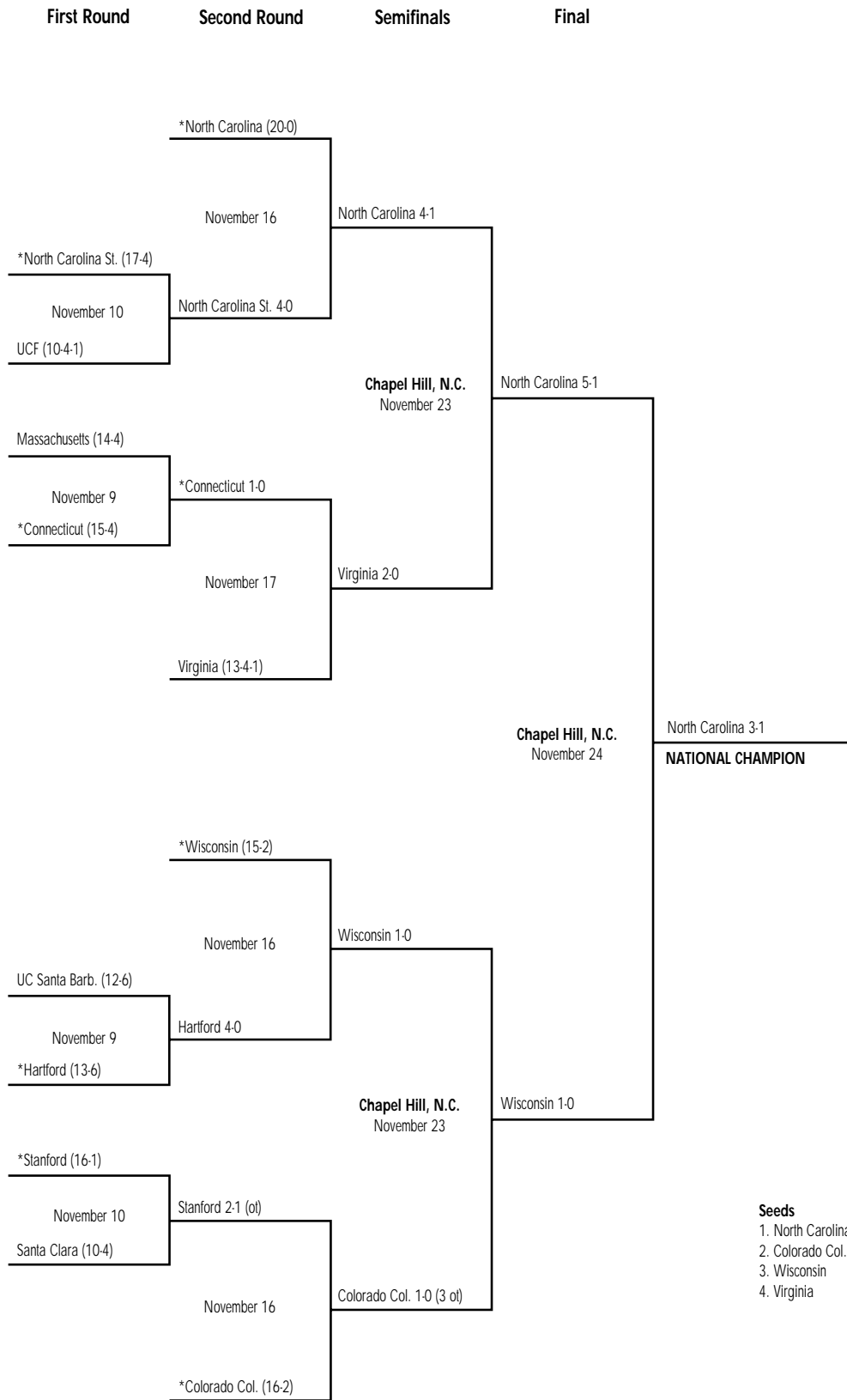
1990 Division I Women's Championship Bracket



- Seeds**
1. North Carolina
 2. Virginia
 3. Santa Clara
 4. Wisconsin

*Host institution.

1991 Division I Women's Championship Bracket

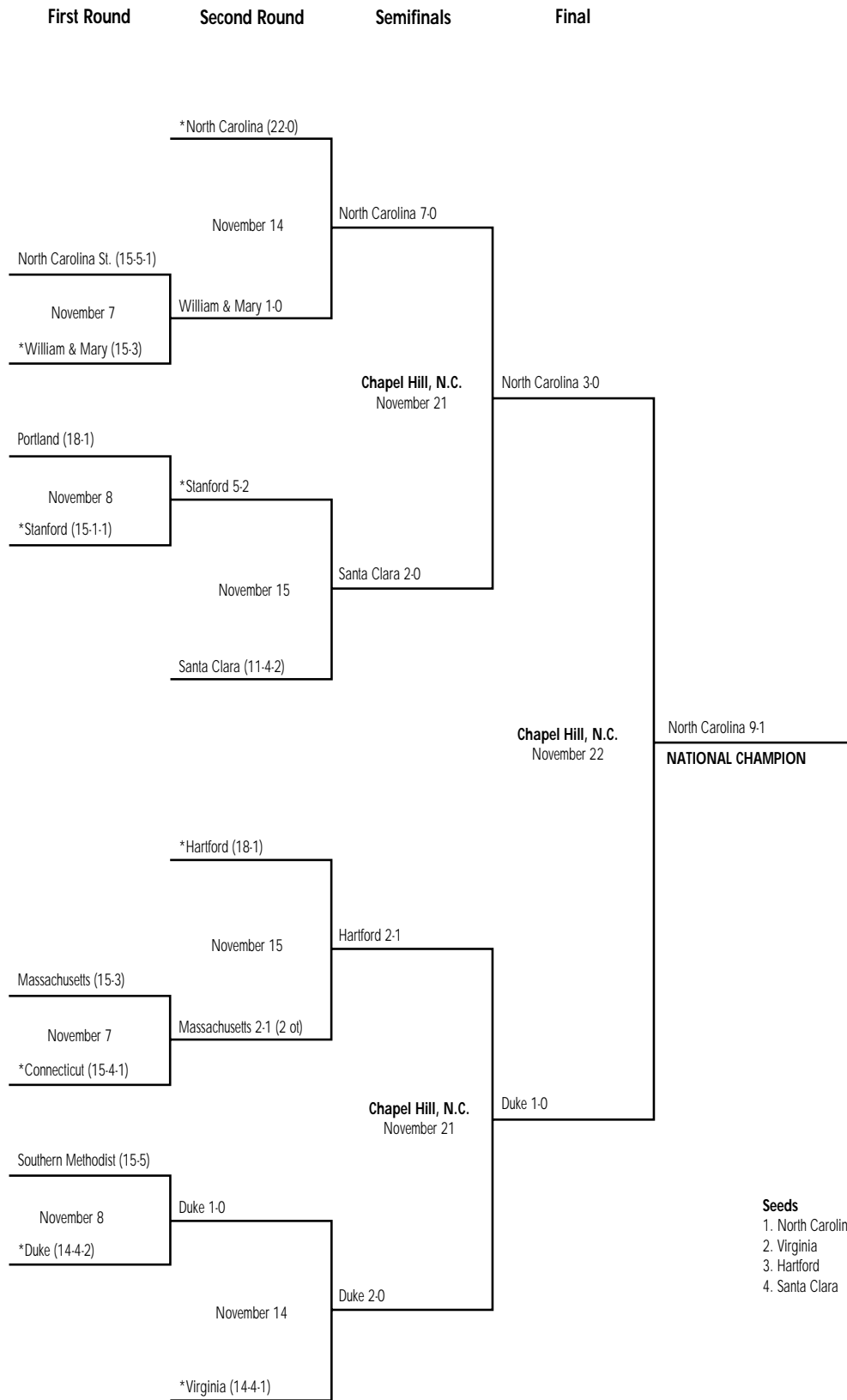


- Seeds**
1. North Carolina
 2. Colorado Col.
 3. Wisconsin
 4. Virginia

*Host institution.

WOMEN'S BRACKETS

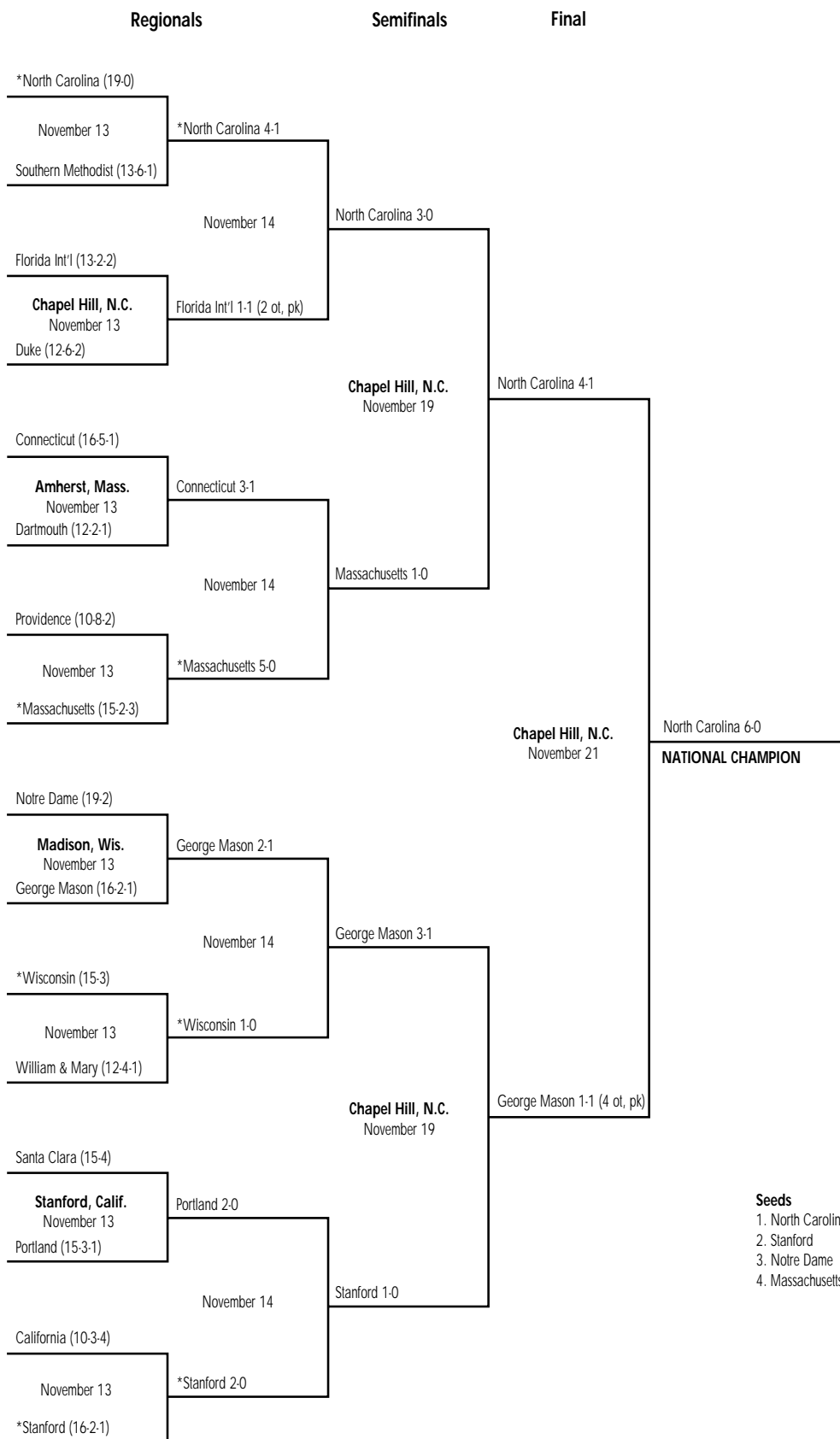
1992 Division I Women's Championship Bracket



- Seeds**
1. North Carolina
 2. Virginia
 3. Hartford
 4. Santa Clara

*Host institution.

1993 Division I Women's Championship Bracket

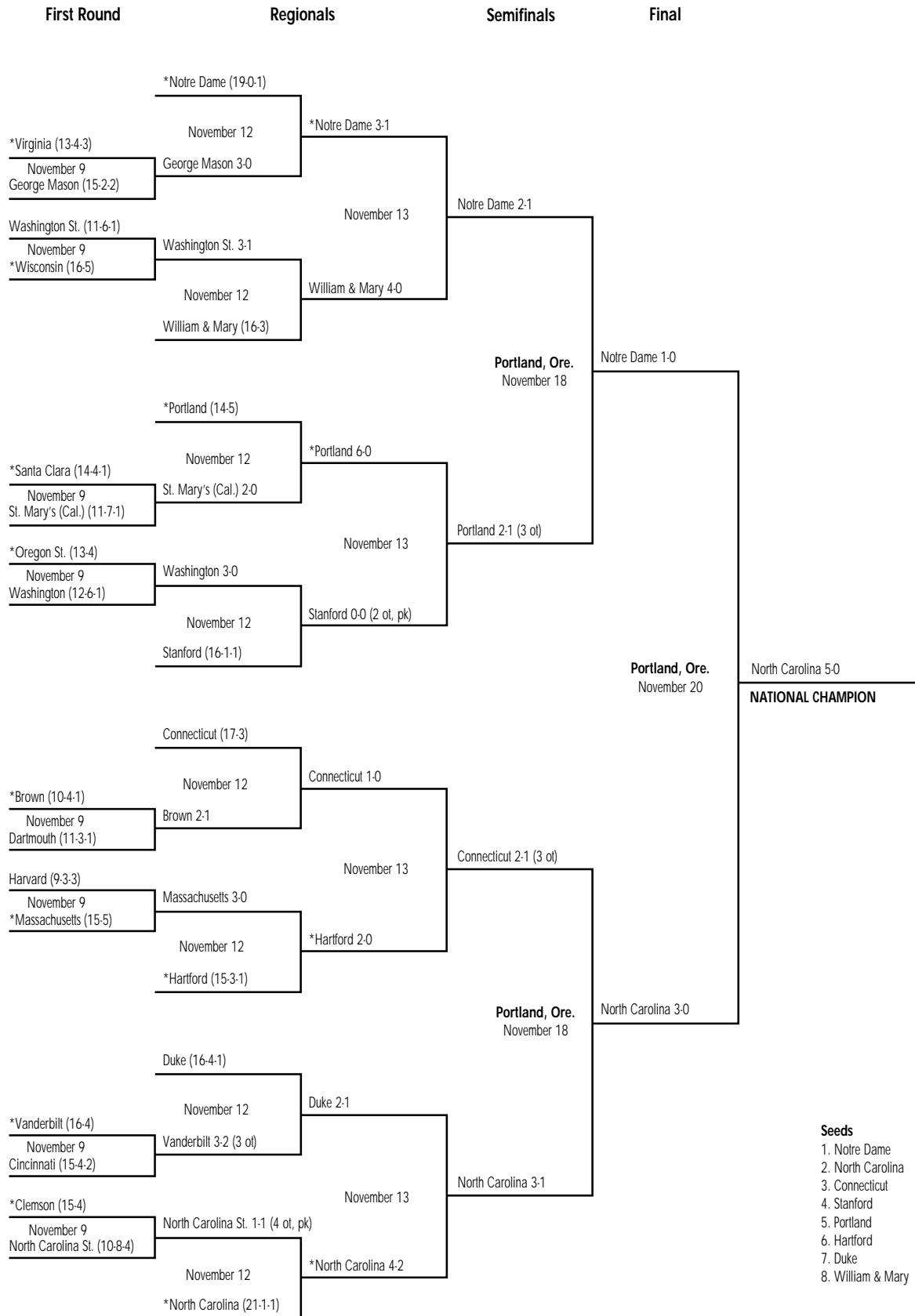


*Host institution.

- Seeds**
1. North Carolina
 2. Stanford
 3. Notre Dame
 4. Massachusetts

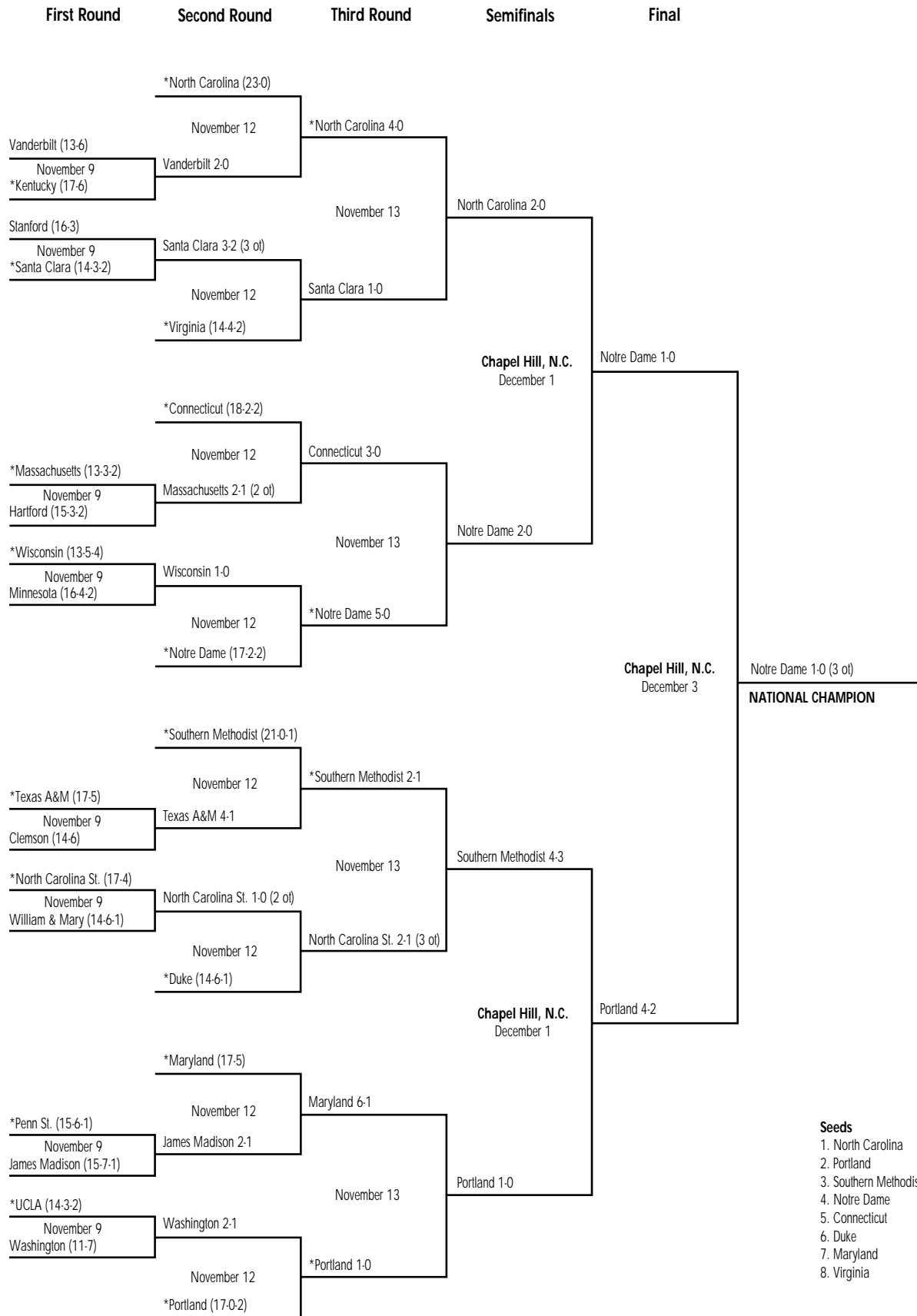
WOMEN'S BRACKETS

1994 Division I Women's Championship Bracket



*Host institution.

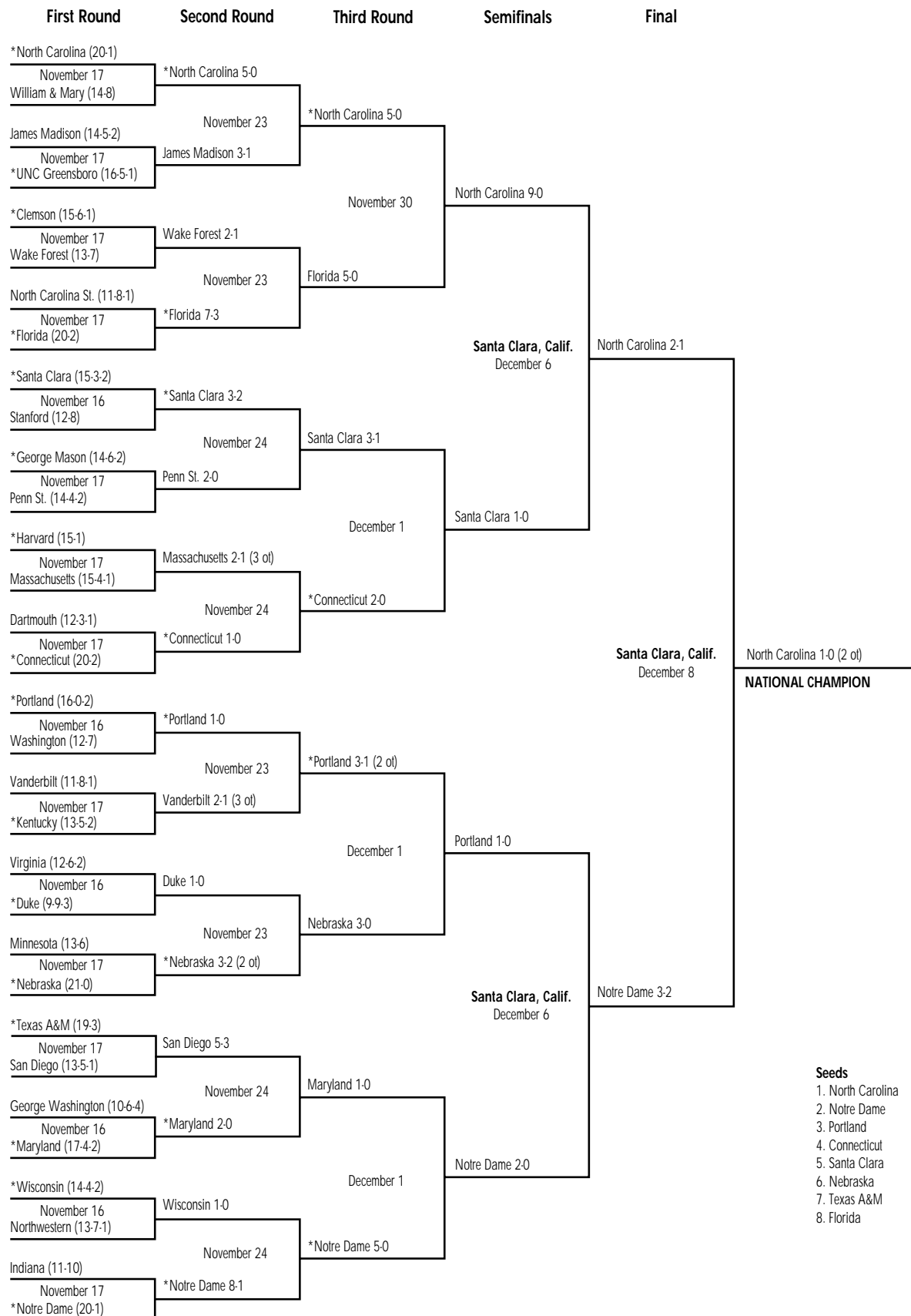
1995 Division I Women's Championship Bracket



*Host institution.

WOMEN'S BRACKETS


1996 Division I Women's Championship Bracket



- Seeds**
1. North Carolina
 2. Notre Dame
 3. Portland
 4. Connecticut
 5. Santa Clara
 6. Nebraska
 7. Texas A&M
 8. Florida

*Host institution.

1997 Division I Women's Championship Bracket

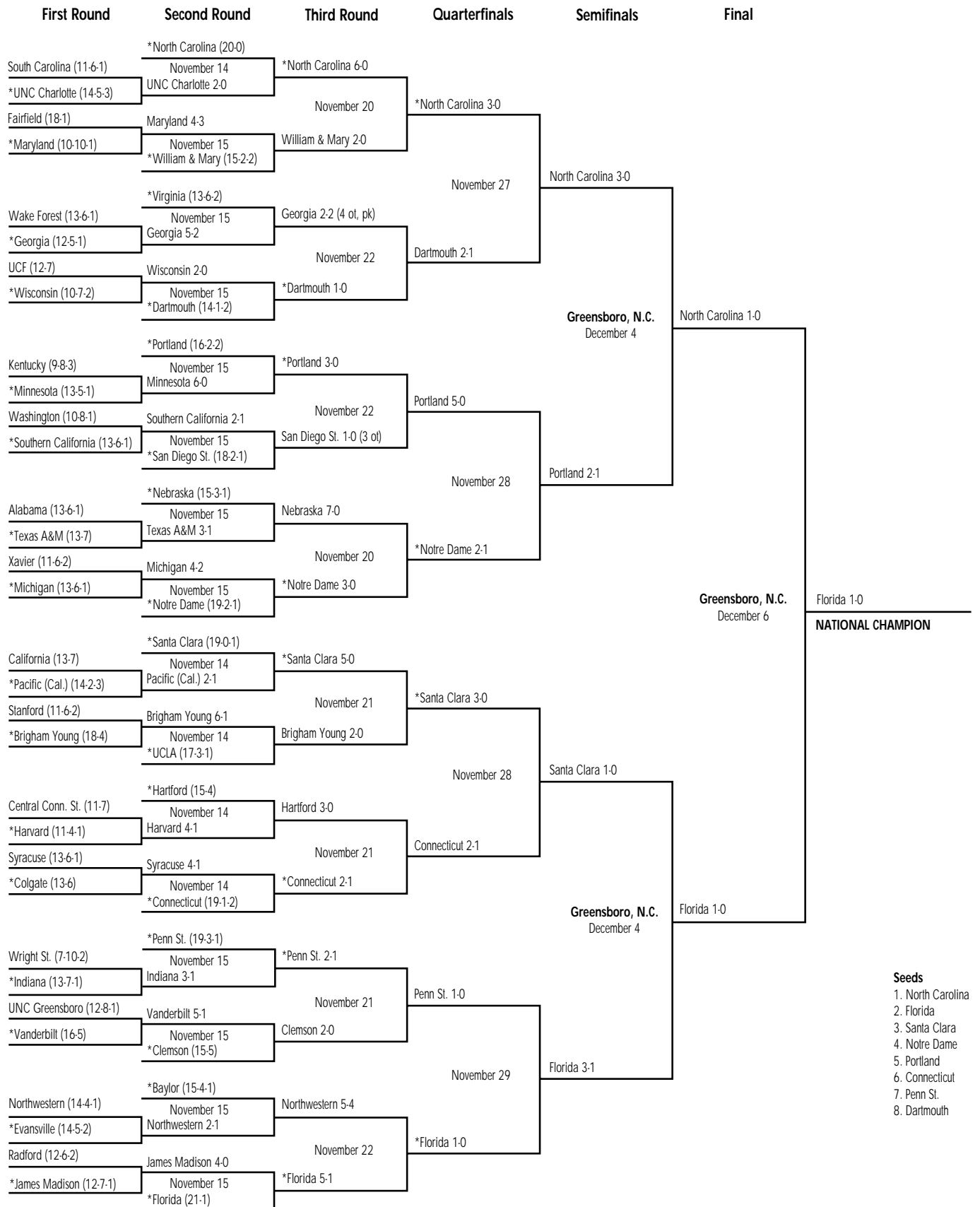


- Seeds**
1. North Carolina
 2. Notre Dame
 3. Connecticut
 4. Santa Clara
 5. Duke
 6. Virginia
 7. Portland
 8. Maryland

*Host institution.



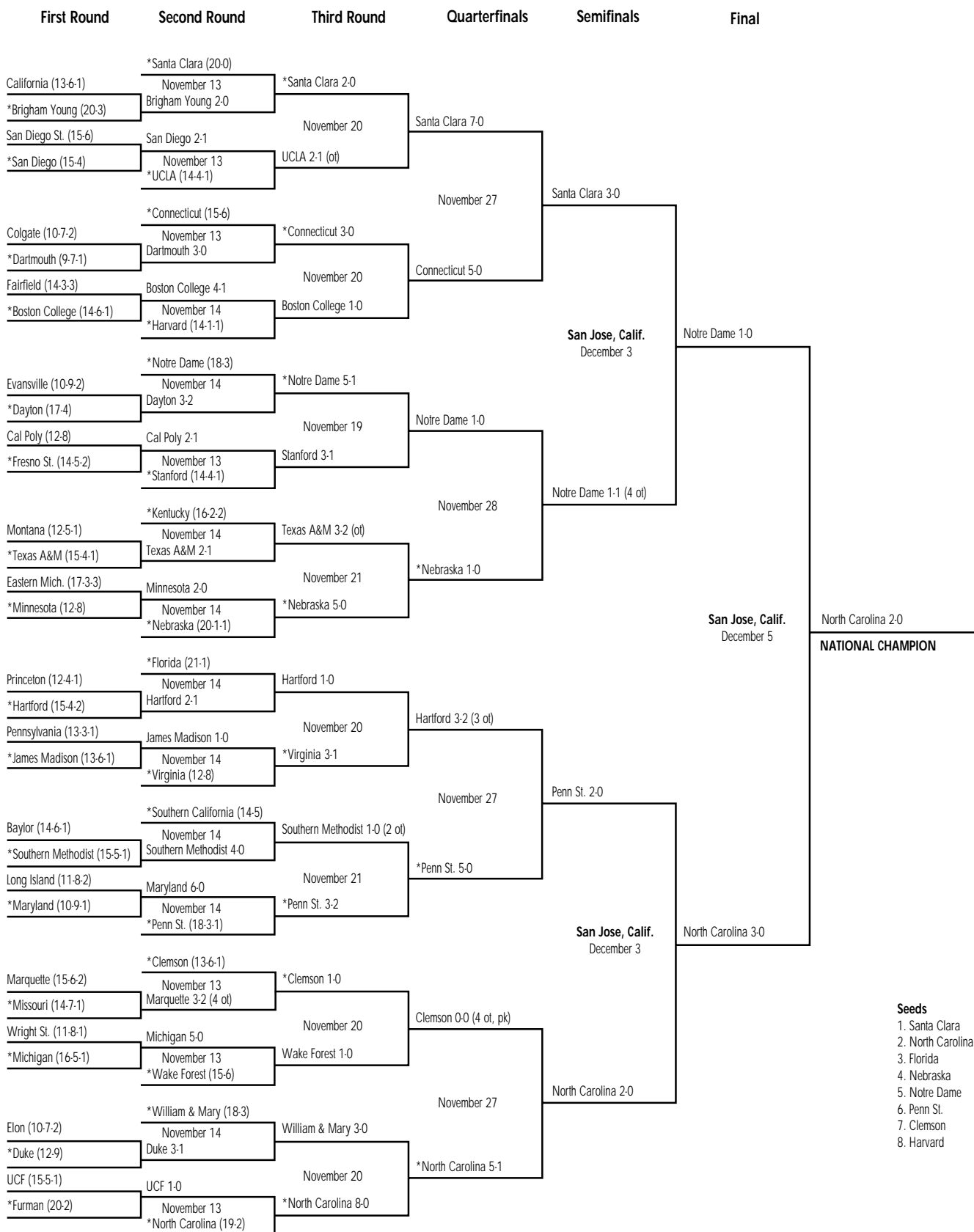
1998 Division I Women's Championship Bracket



- Seeds**
1. North Carolina
 2. Florida
 3. Santa Clara
 4. Notre Dame
 5. Portland
 6. Connecticut
 7. Penn St.
 8. Dartmouth

*Host institution. All first-round games played November 11.

1999 Division I Women's Championship Bracket

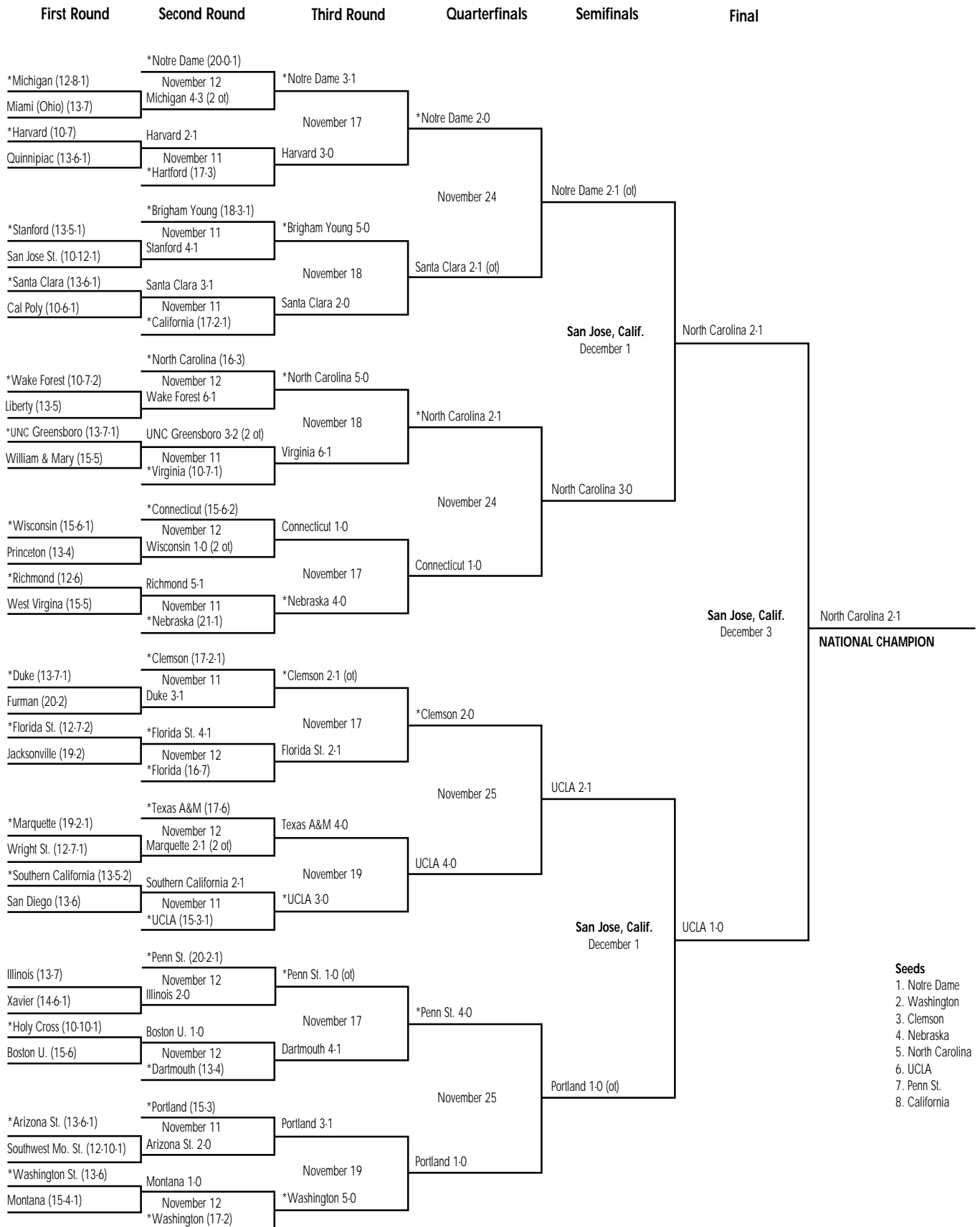


*Host institution. All first-round games played November 10.

- Seeds**
1. Santa Clara
 2. North Carolina
 3. Florida
 4. Nebraska
 5. Notre Dame
 6. Penn St.
 7. Clemson
 8. Harvard

WOMEN'S BRACKETS


2000 Division I Women's Championship Bracket



- Seeds**
1. Notre Dame
 2. Washington
 3. Clemson
 4. Nebraska
 5. North Carolina
 6. UCLA
 7. Penn St.
 8. California

*Host institution. All first-round games played November 8.

2001 Women's Championship Bracket




- Seeds**
1. North Carolina
 2. Santa Clara
 3. UCLA
 4. Portland
 5. Stanford
 6. Florida
 7. Notre Dame
 8. Connecticut

*Host institution. All first-round games played November 15 or 16.

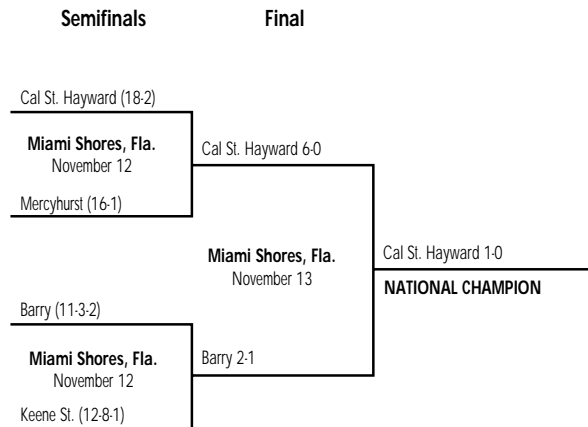
WOMEN'S BRACKETS

2002 Women's Championship Bracket

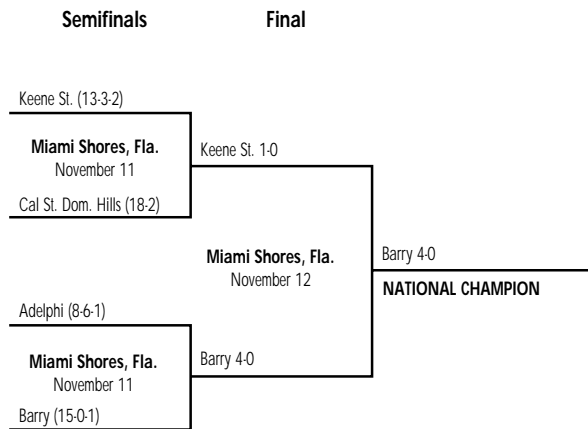


*Host institution. All first-round games played November 15 or 16.


1988 Division II Women's Championship Bracket



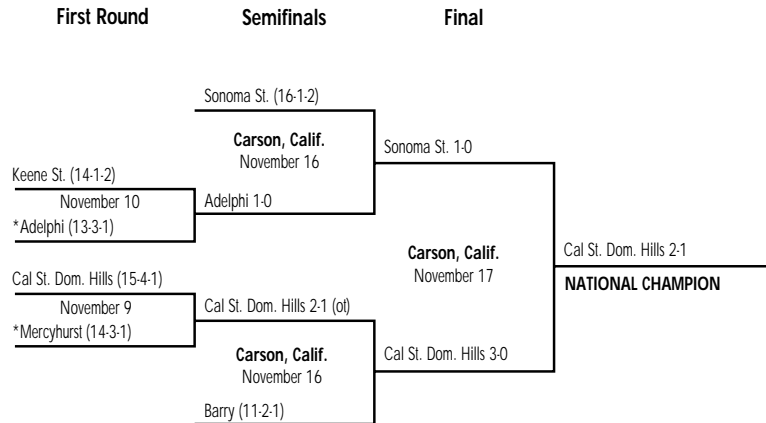
1989 Division II Women's Championship Bracket



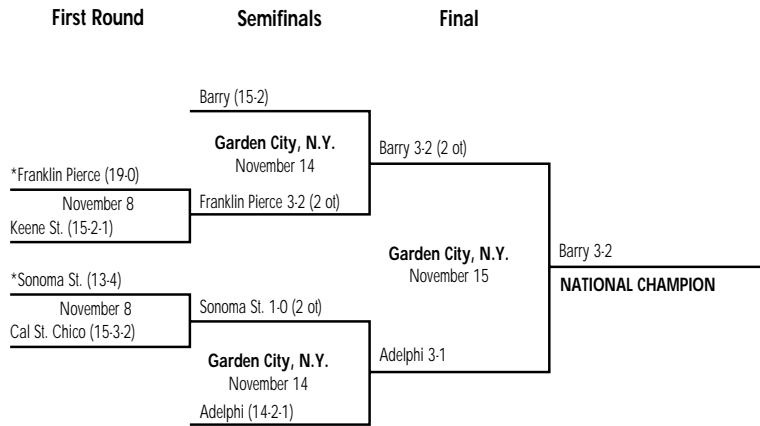
1990 Division II Women's Championship Bracket



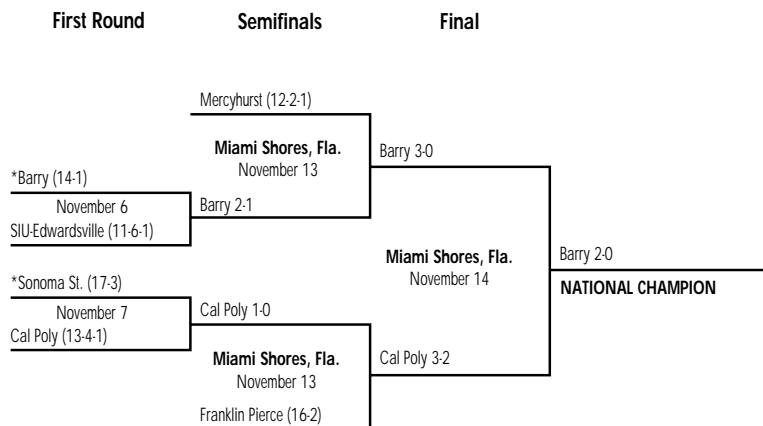
1991 Division II Women's Championship Bracket



1992 Division II Women's Championship Bracket

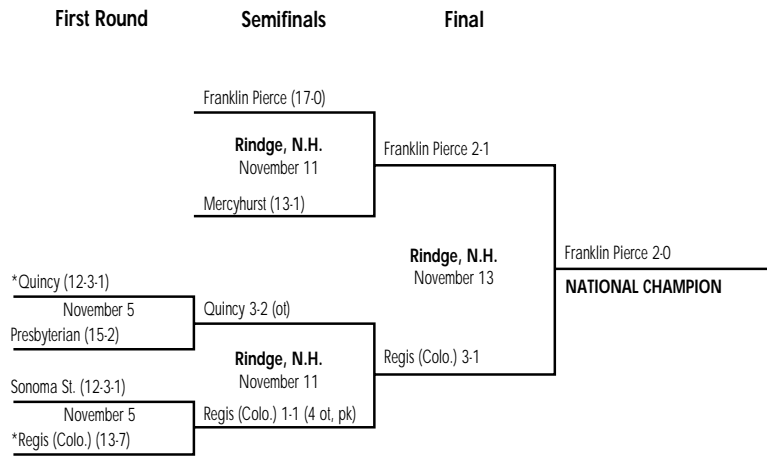


1993 Division II Women's Championship Bracket



*Host institution.

1994 Division II Women's Championship Bracket



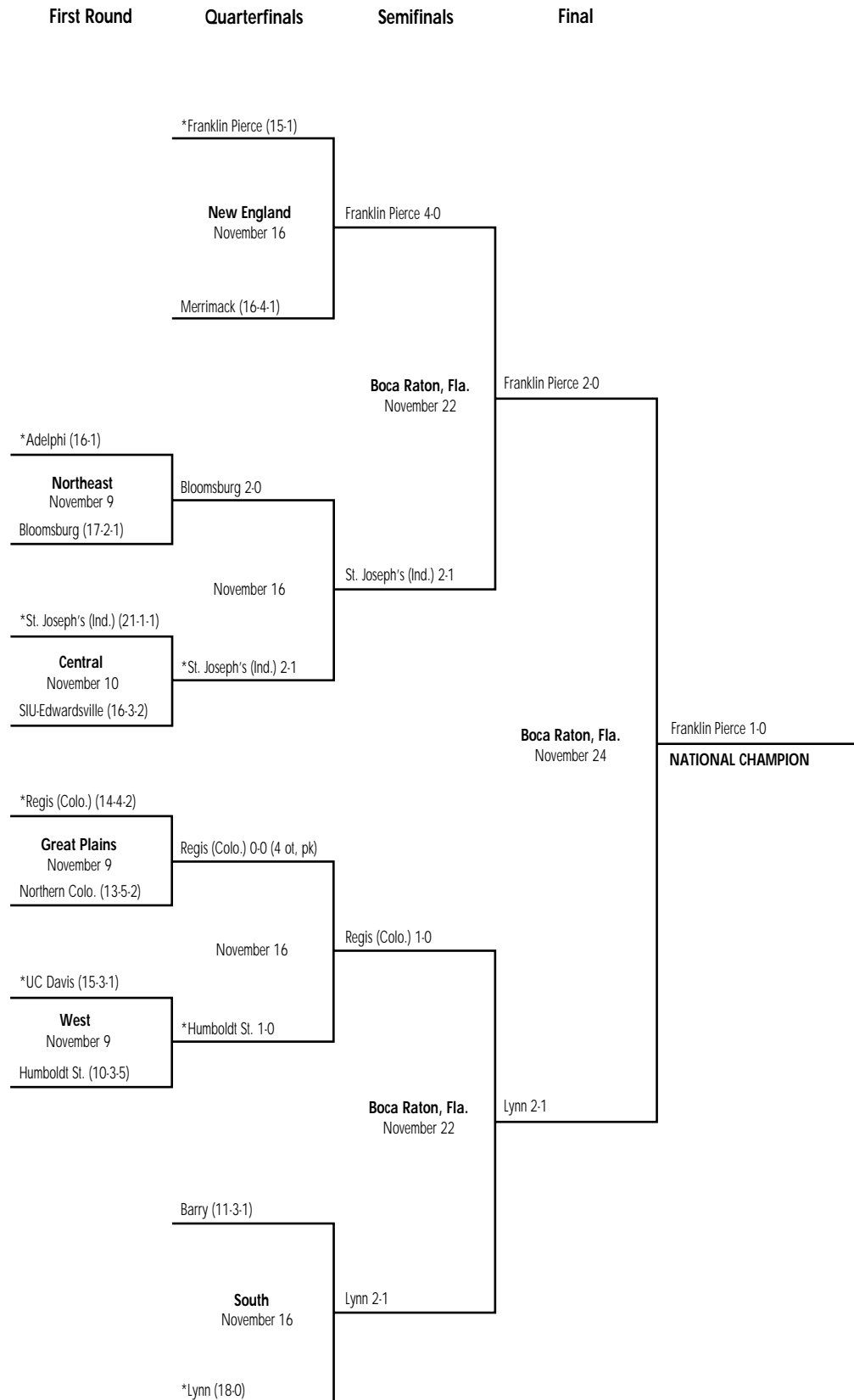
1995 Division II Women's Championship Bracket



*Host institution.

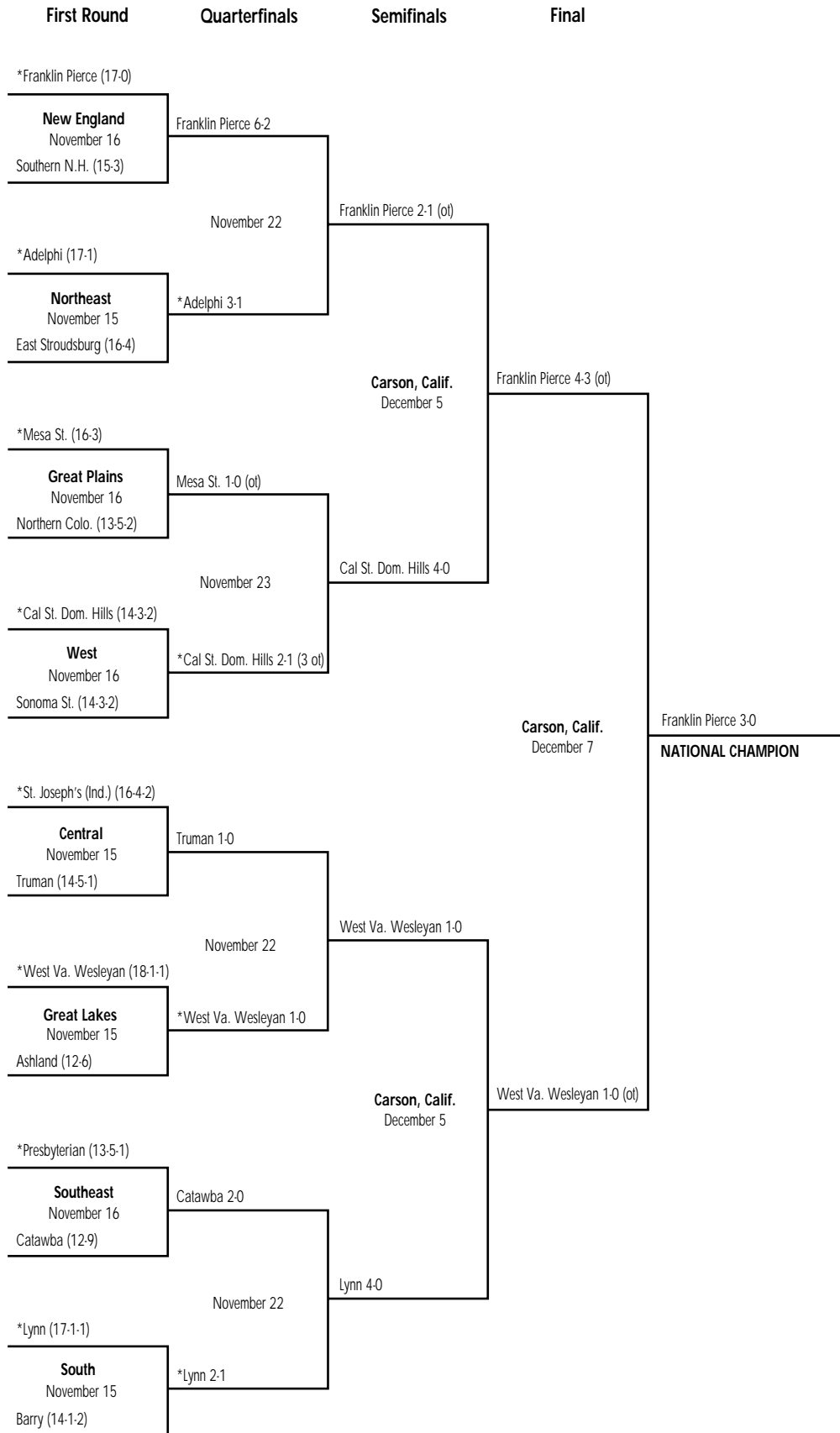
WOMEN'S BRACKETS

1996 Division II Women's Championship Bracket



*Host institution.

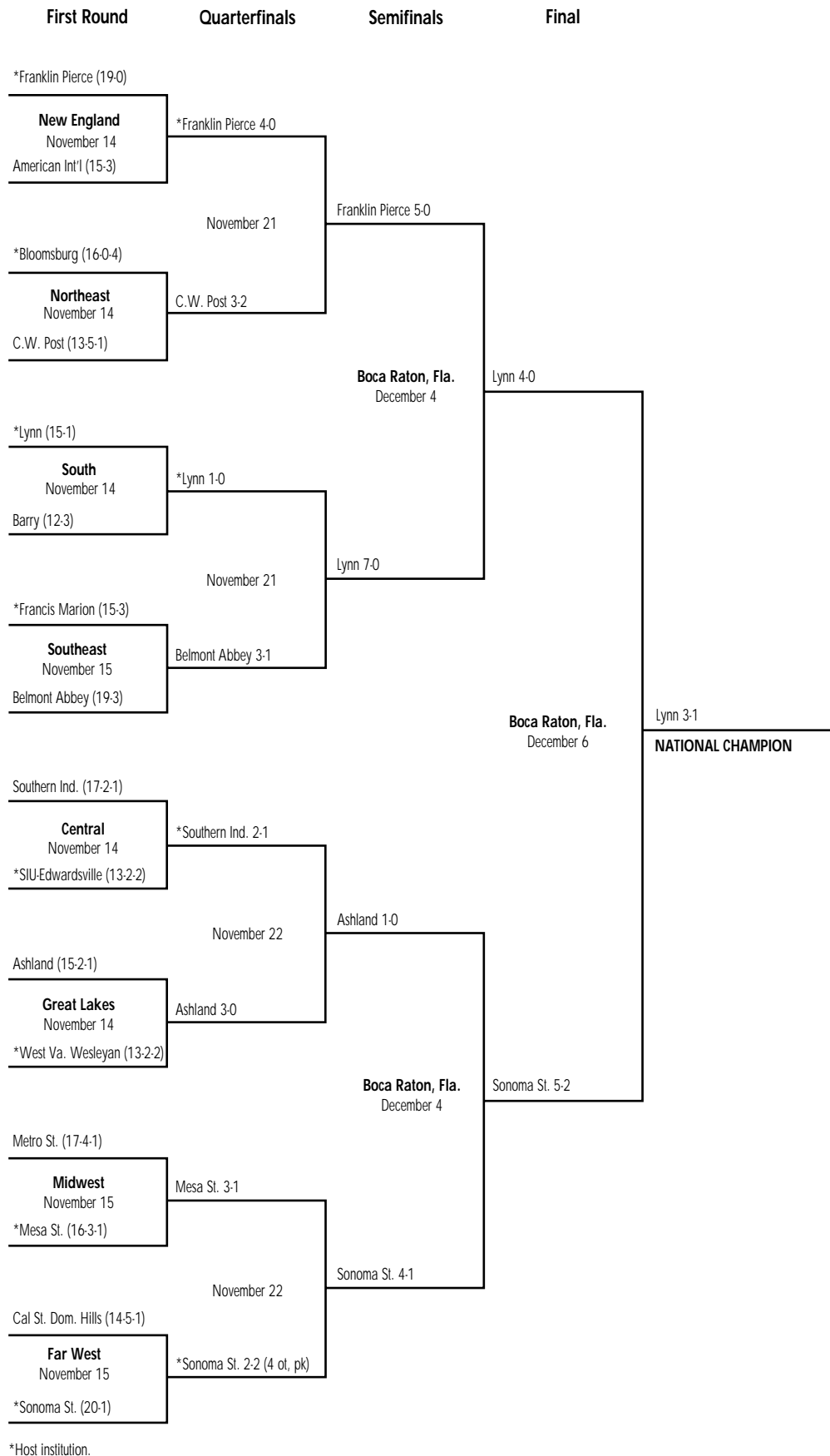
1997 Division II Women's Championship Bracket



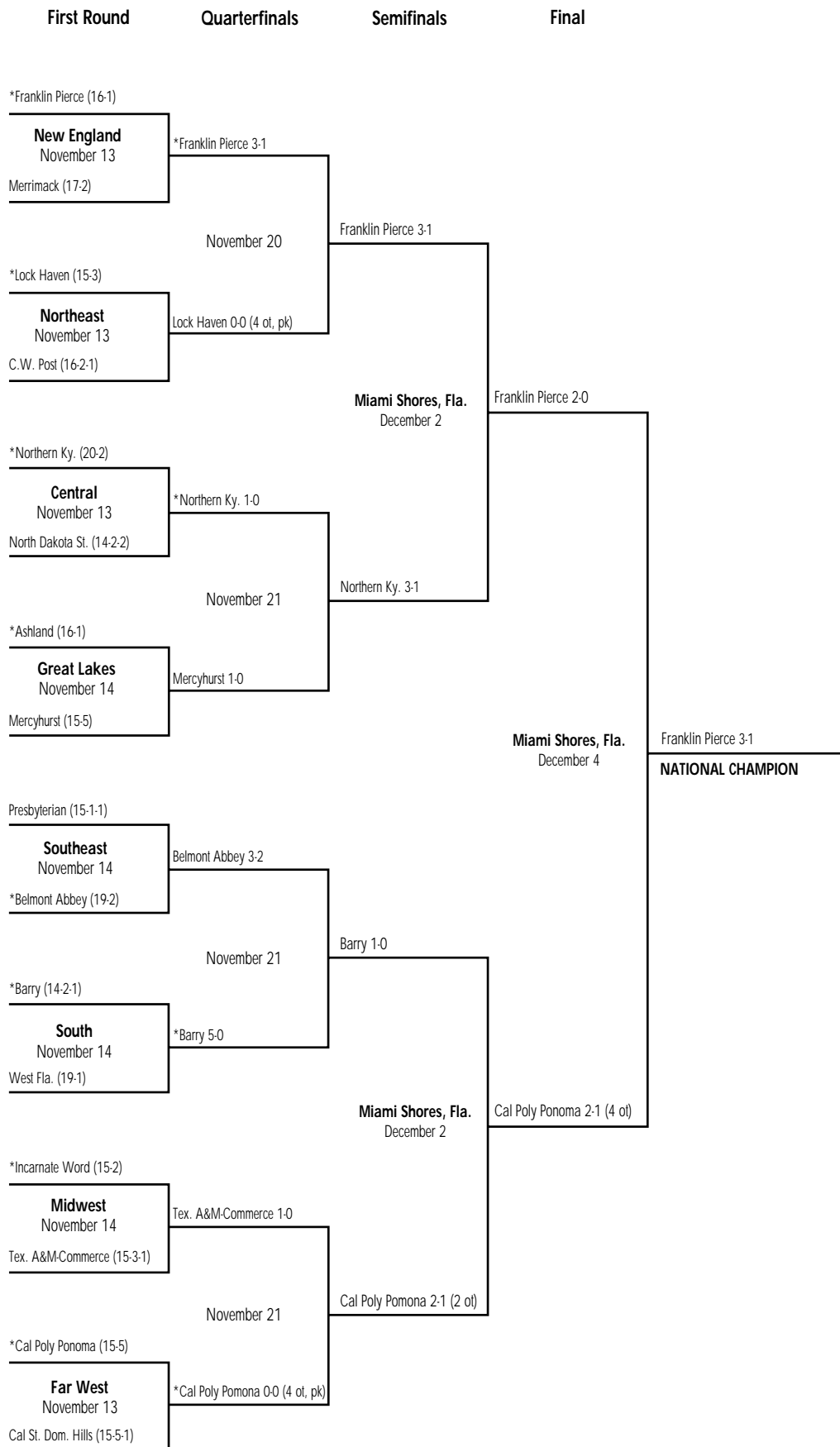
*Host institution.

WOMEN'S BRACKETS

1998 Division II Women's Championship Bracket



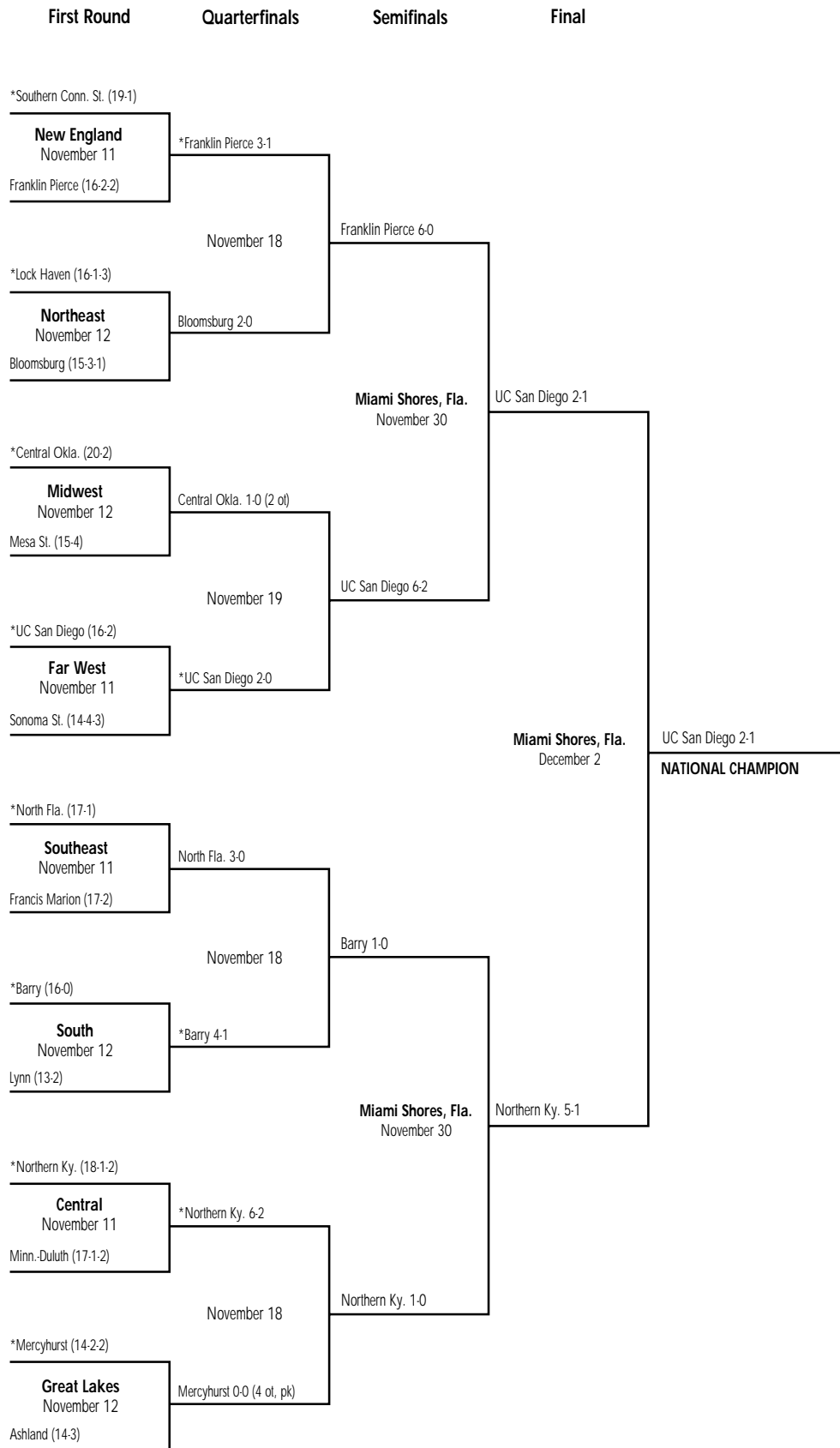
1999 Division II Women's Championship Bracket



*Host institution.

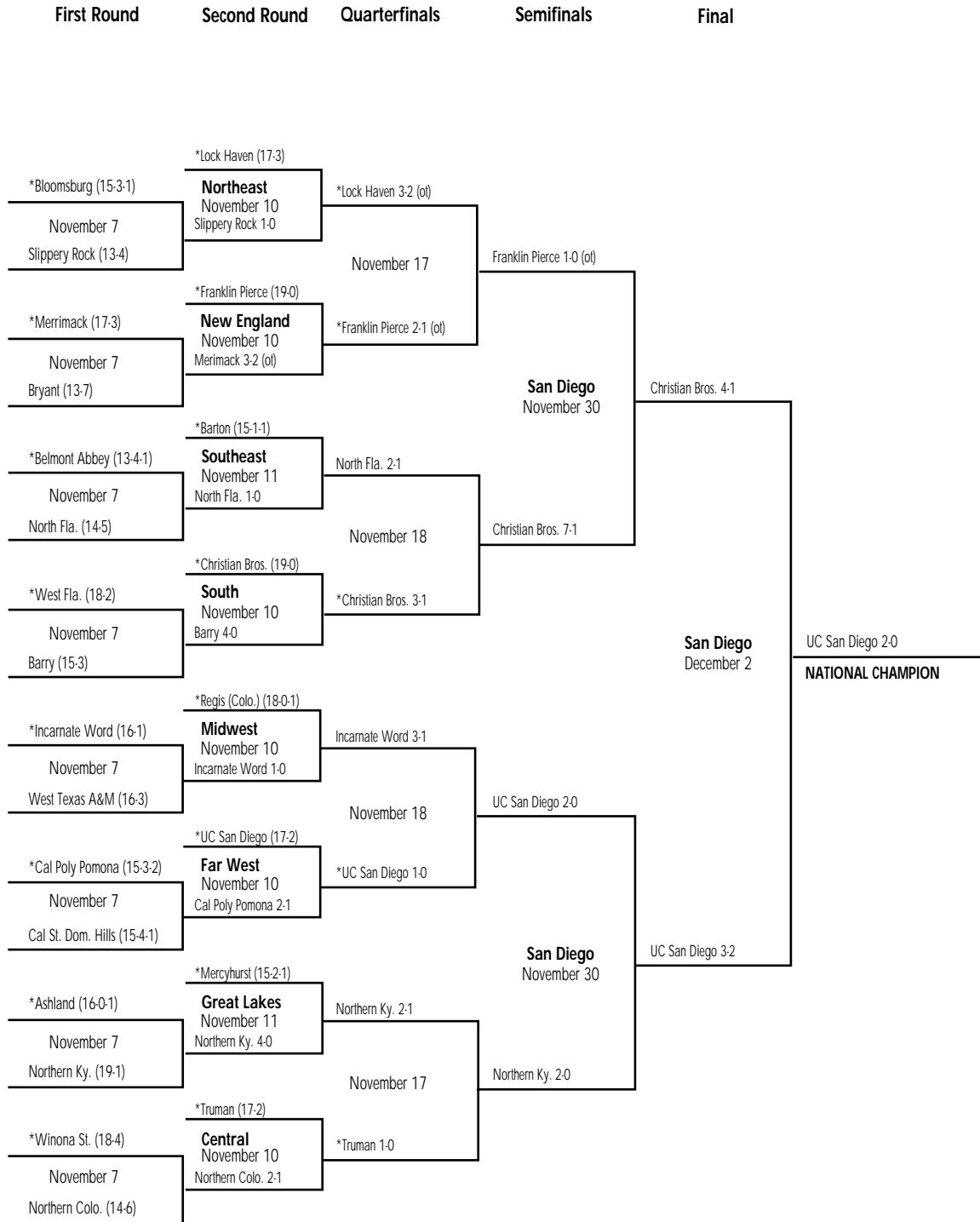
WOMEN'S BRACKETS

2000 Division II Women's Championship Bracket



*Host institution.


2001 Division II Women's Championship Bracket



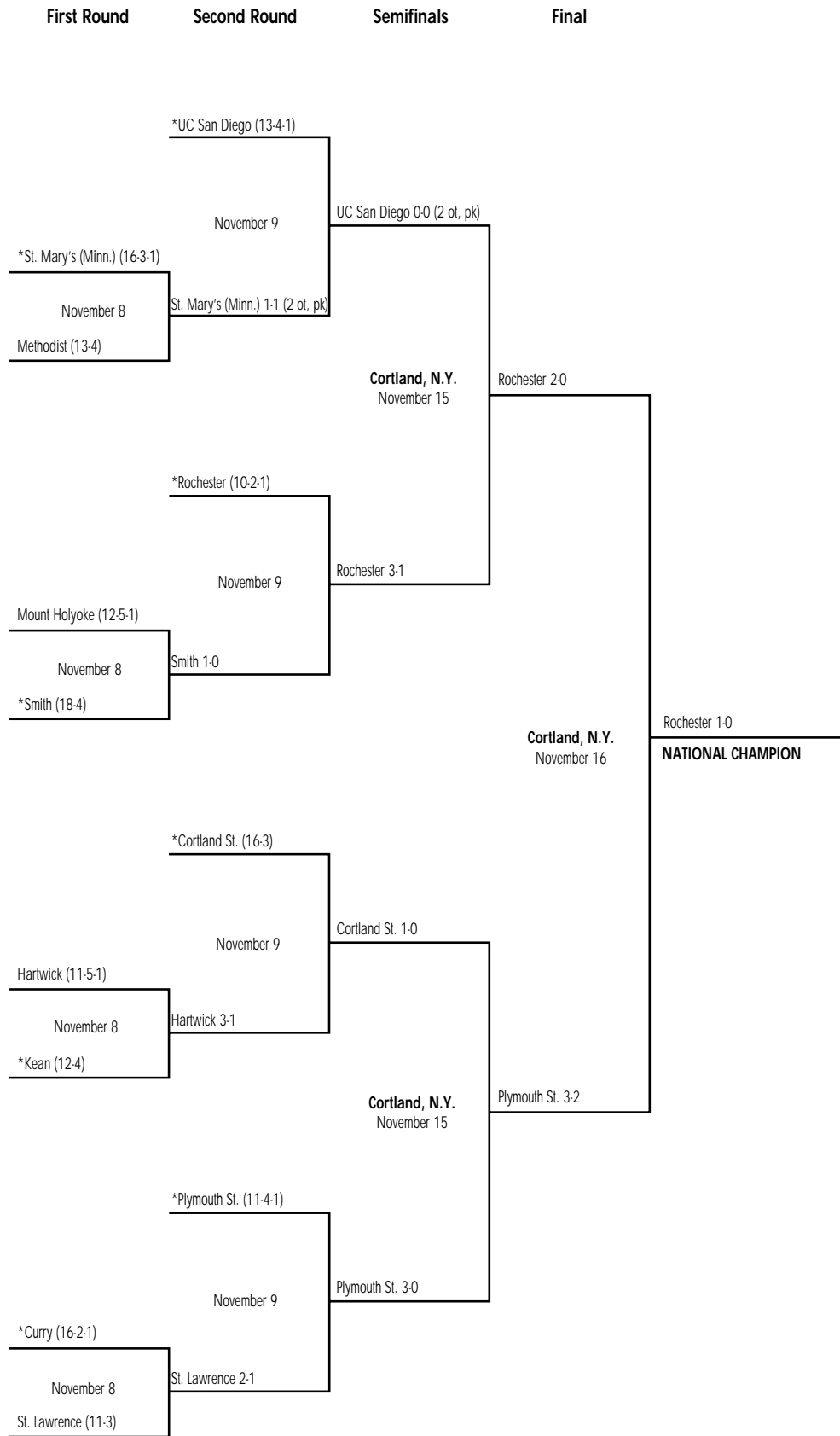
*Host institution.

WOMEN'S BRACKETS

2002 Division II Women's Championship Bracket



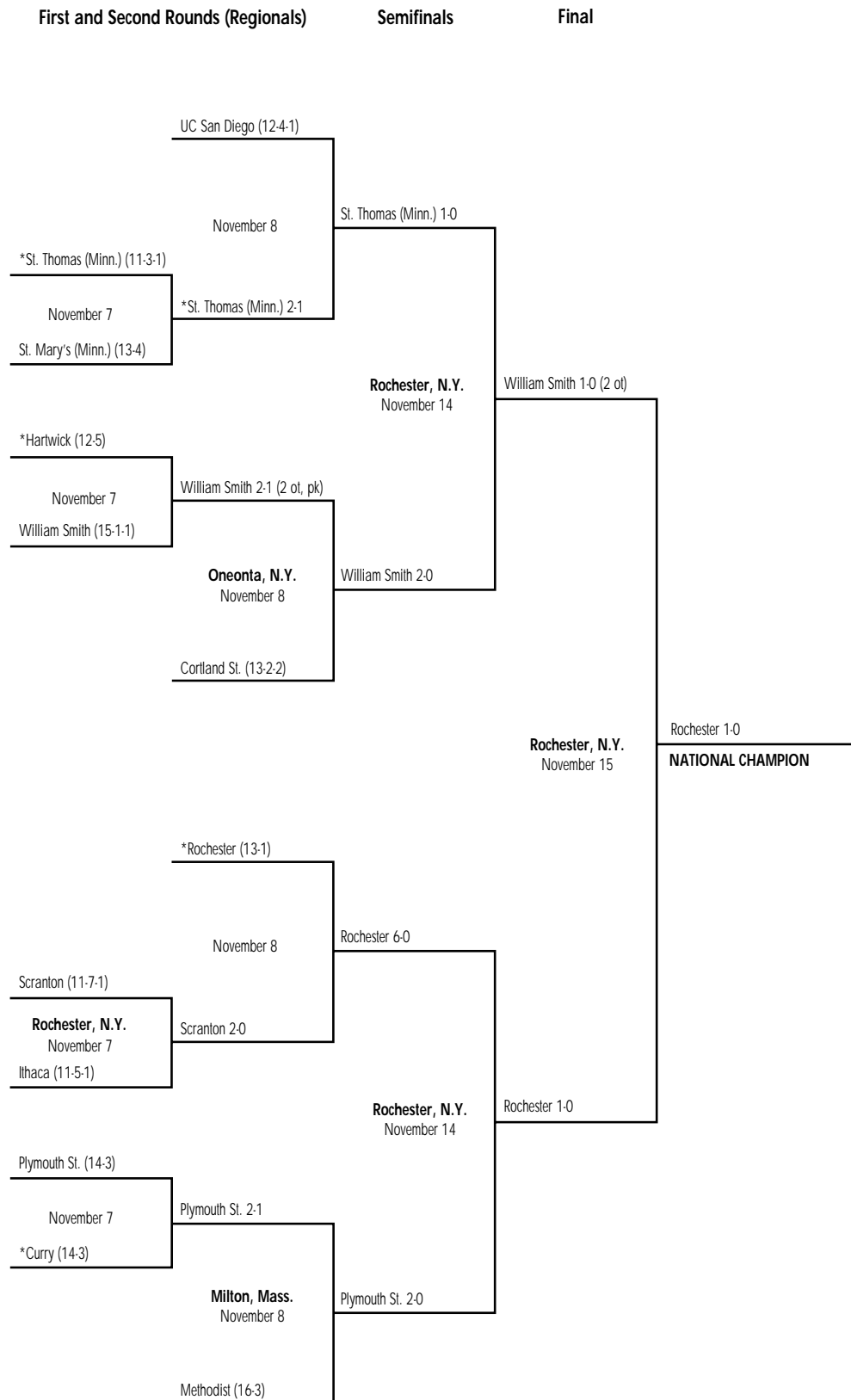
1986 Division III Women's Championship Bracket



*Host institution.

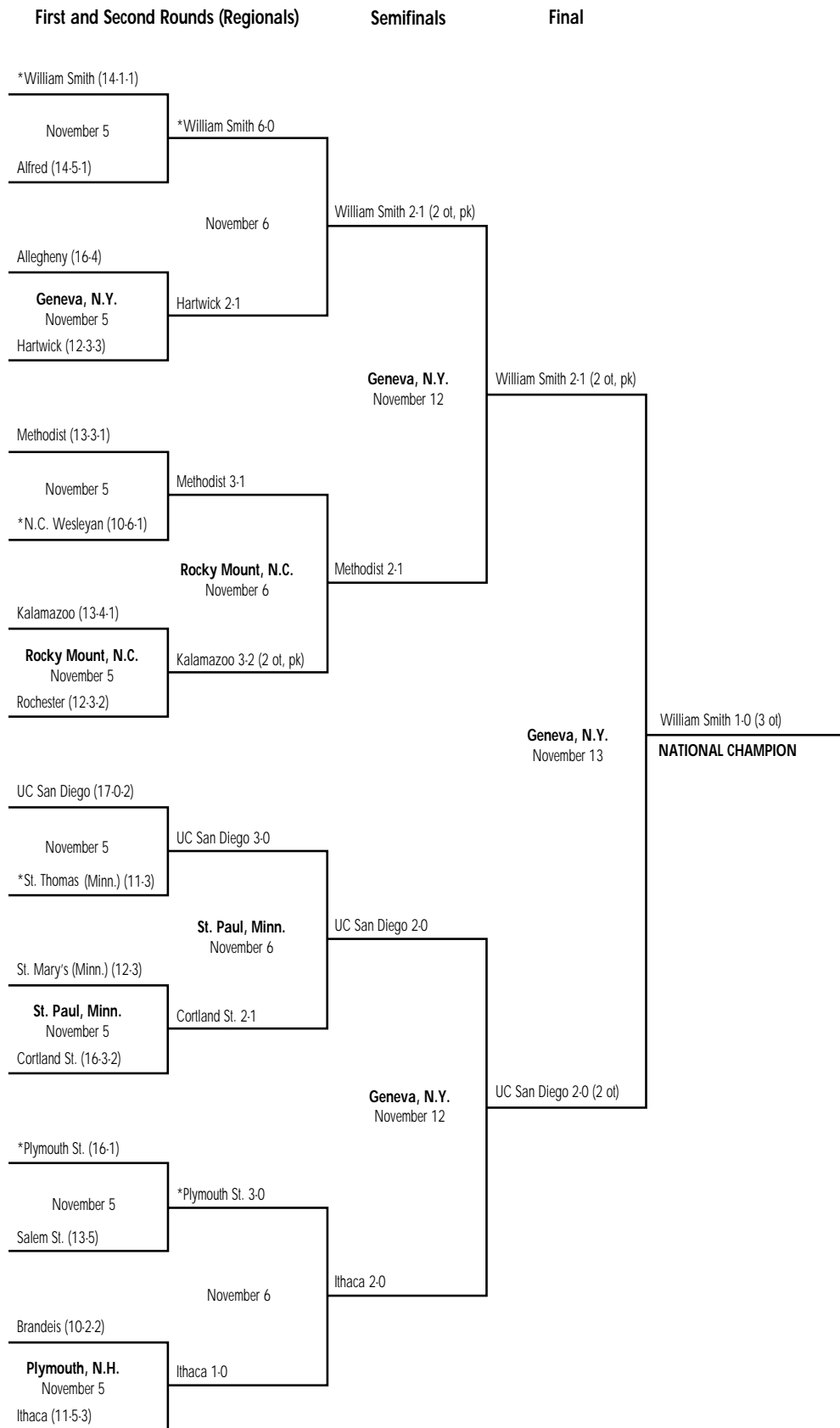
WOMEN'S BRACKETS

1987 Division III Women's Championship Bracket



*Host institution.

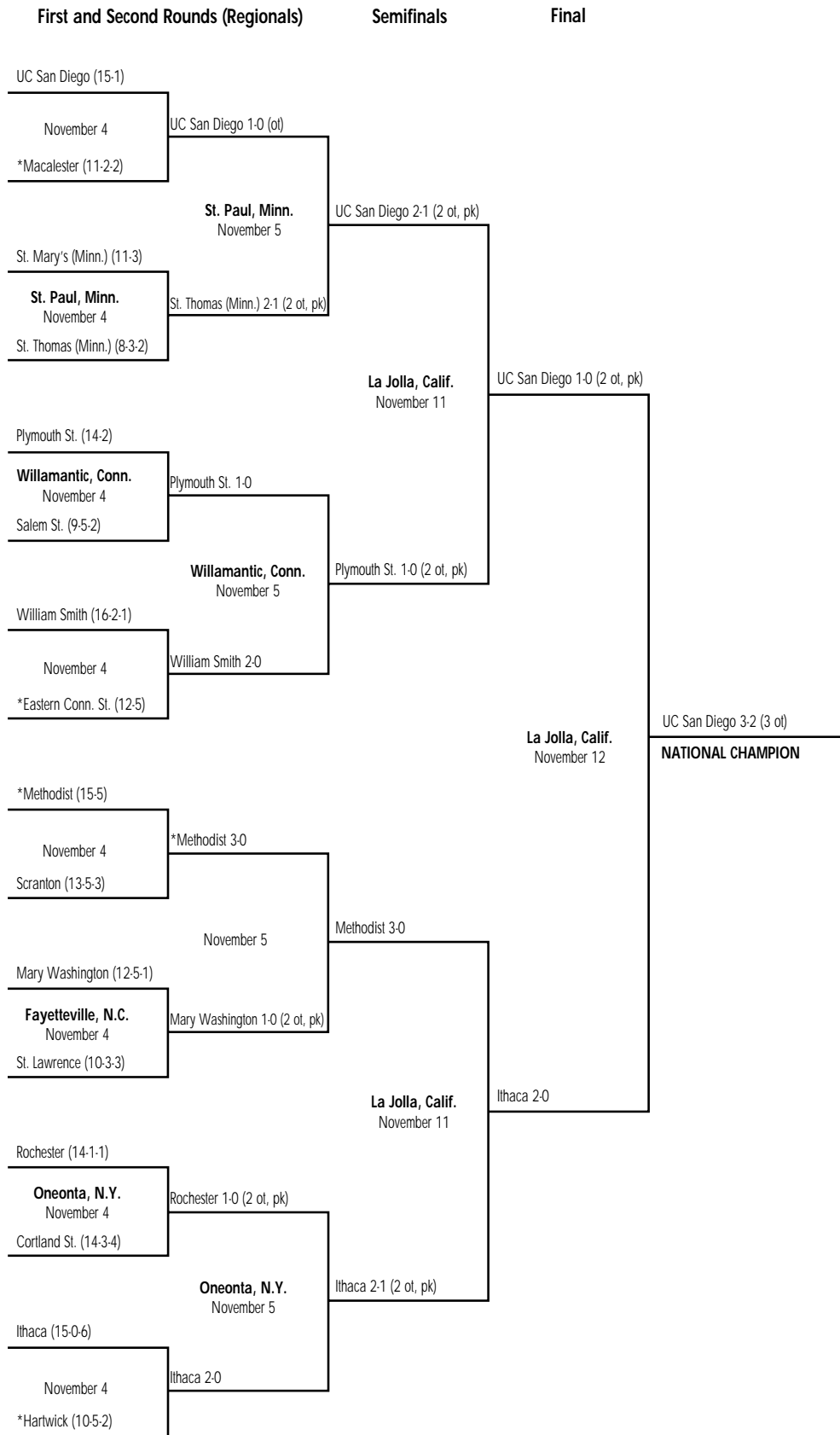
1988 Division III Women's Championship Bracket



*Host institution.

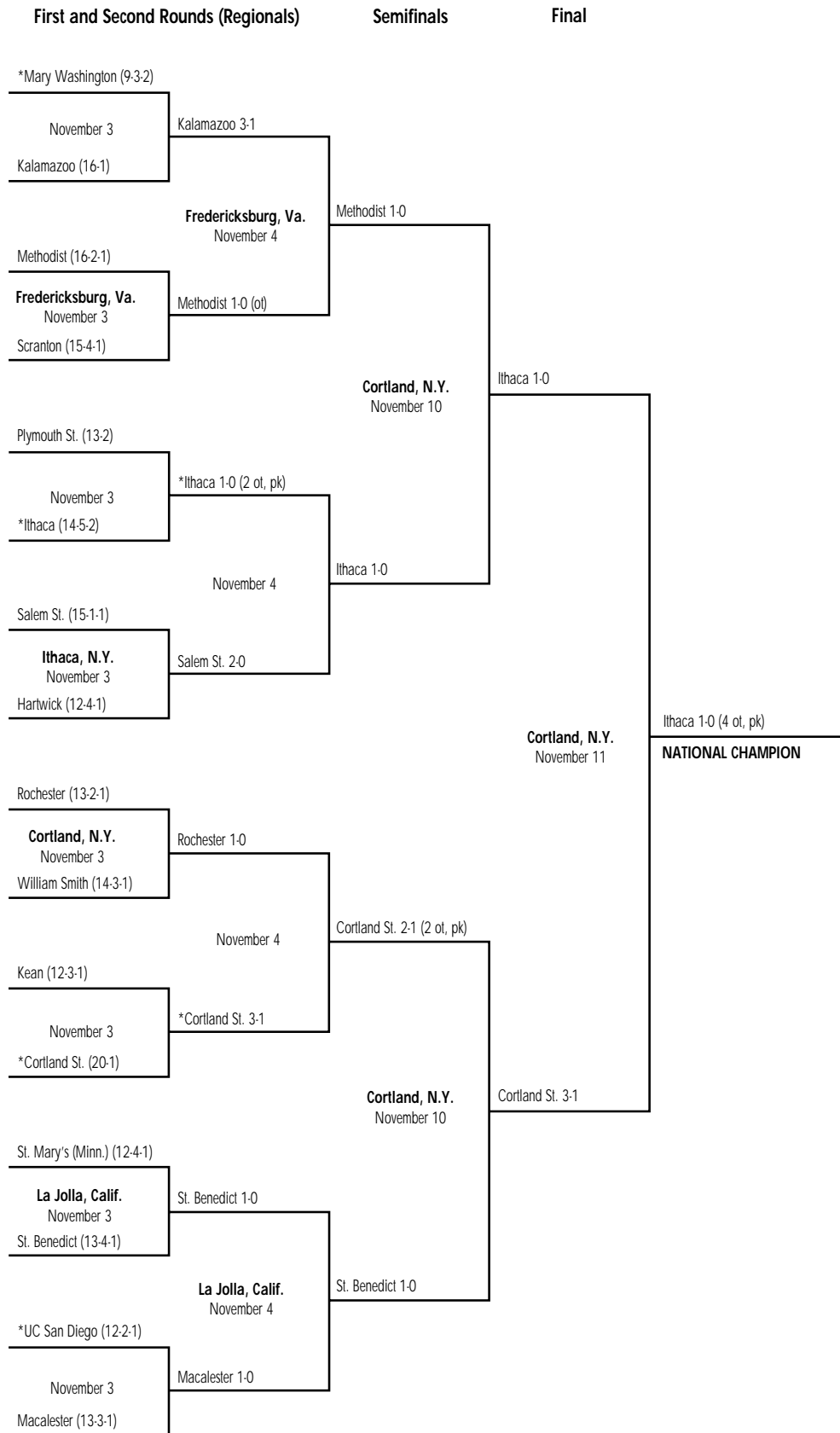
WOMEN'S BRACKETS

1989 Division III Women's Championship Bracket



*Host institution.

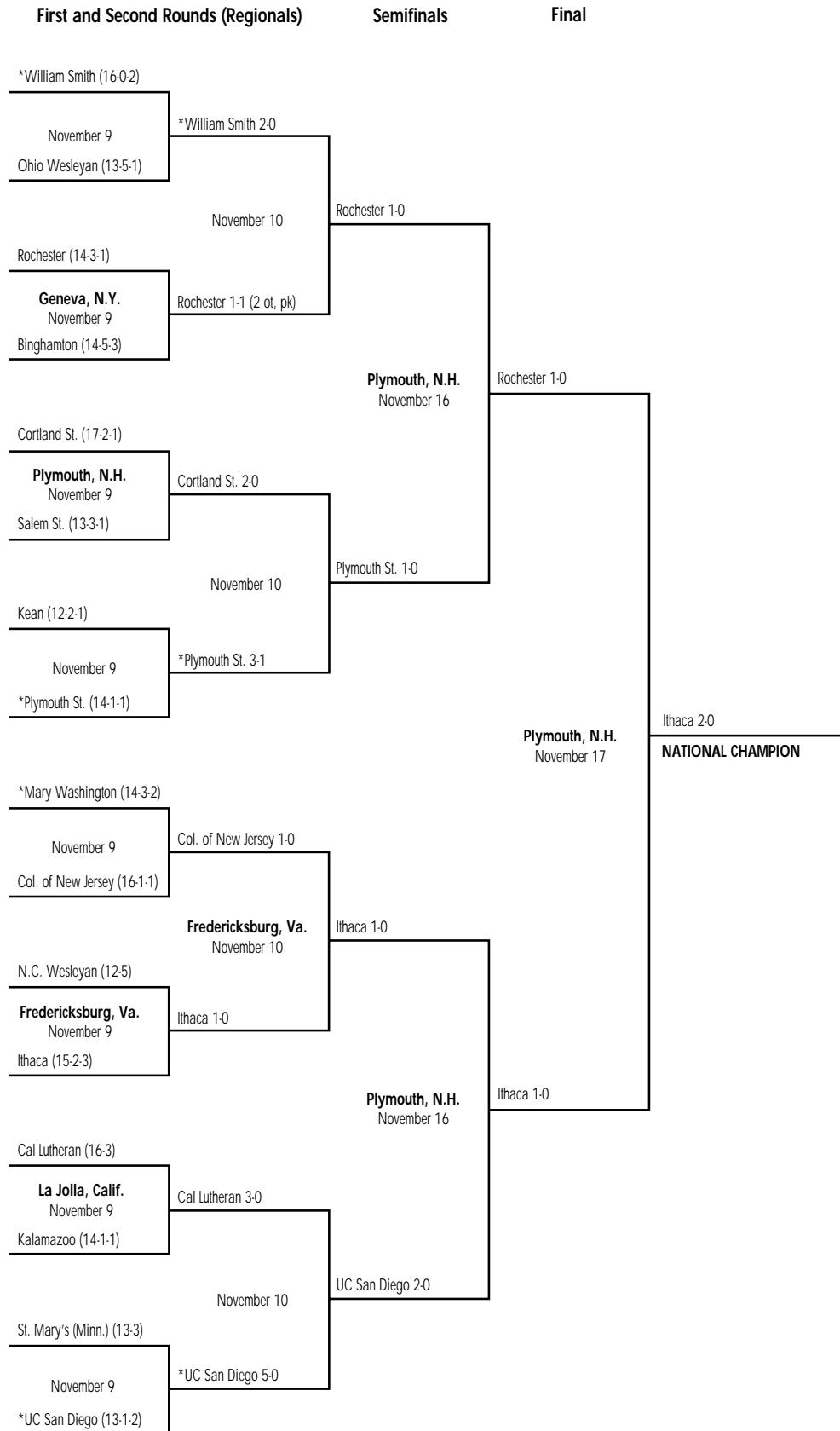
1990 Division III Women's Championship Bracket



*Host institution.

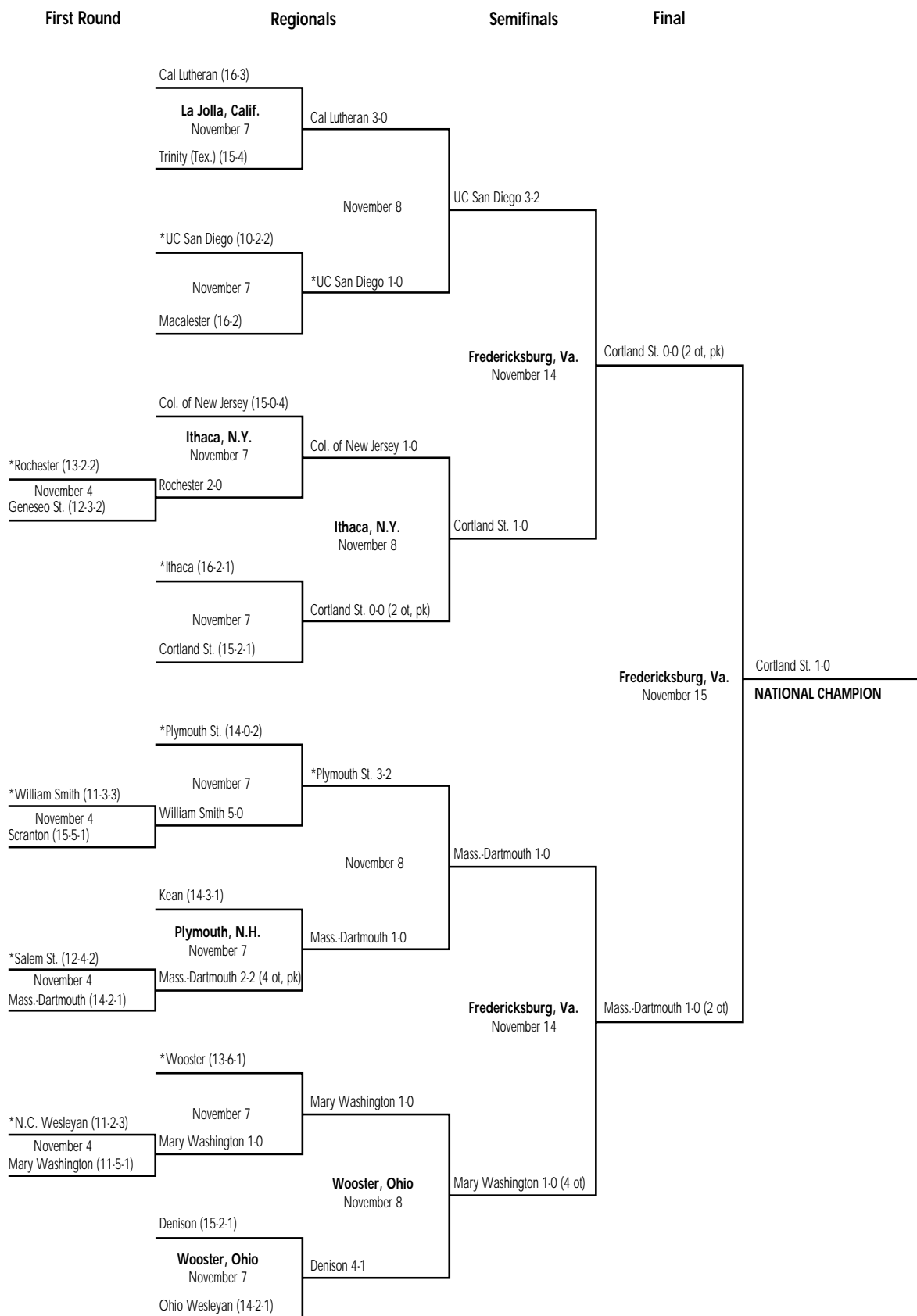
WOMEN'S BRACKETS

1991 Division III Women's Championship Bracket



*Host institution.

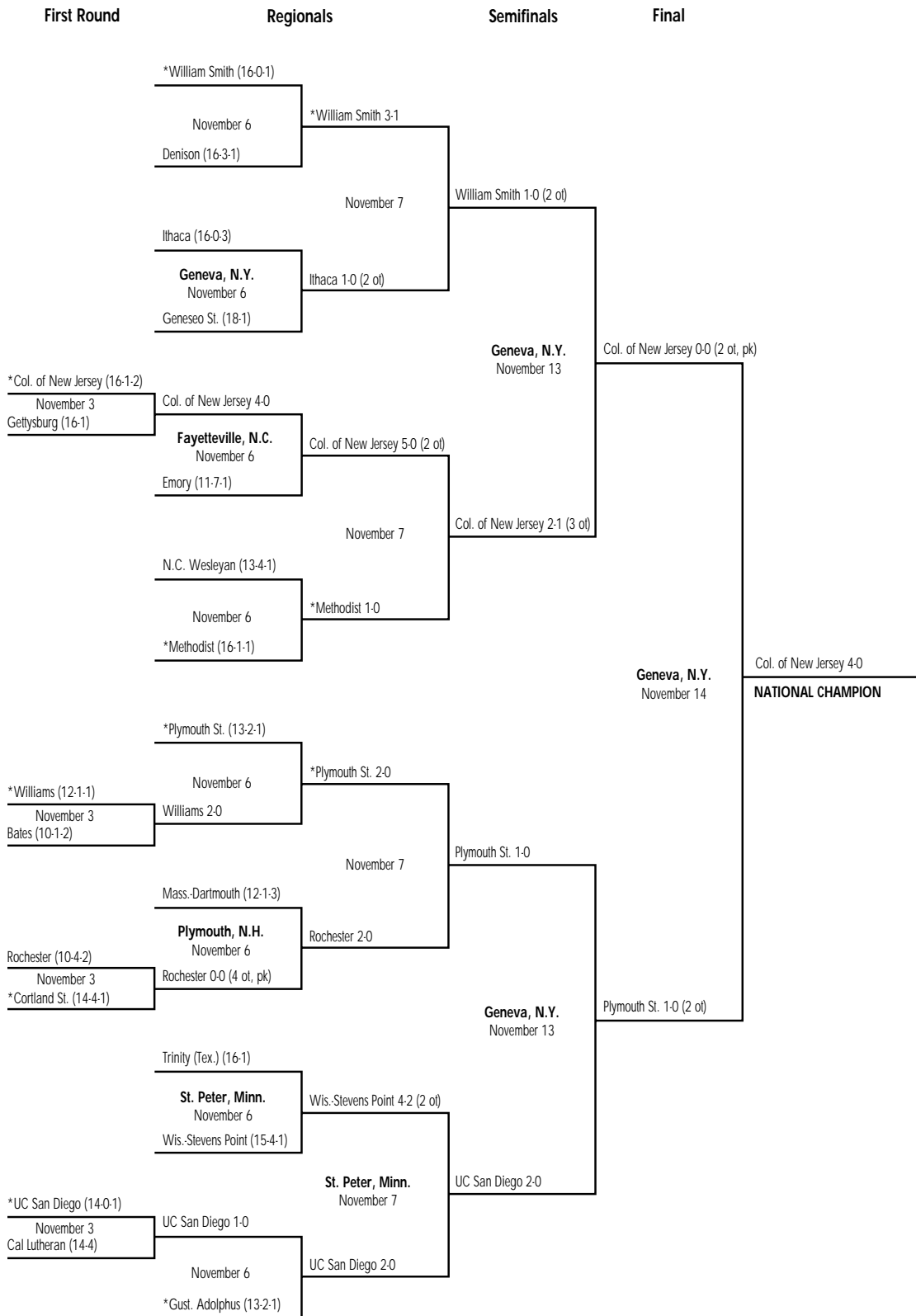
1992 Division III Women's Championship Bracket



*Host institution.

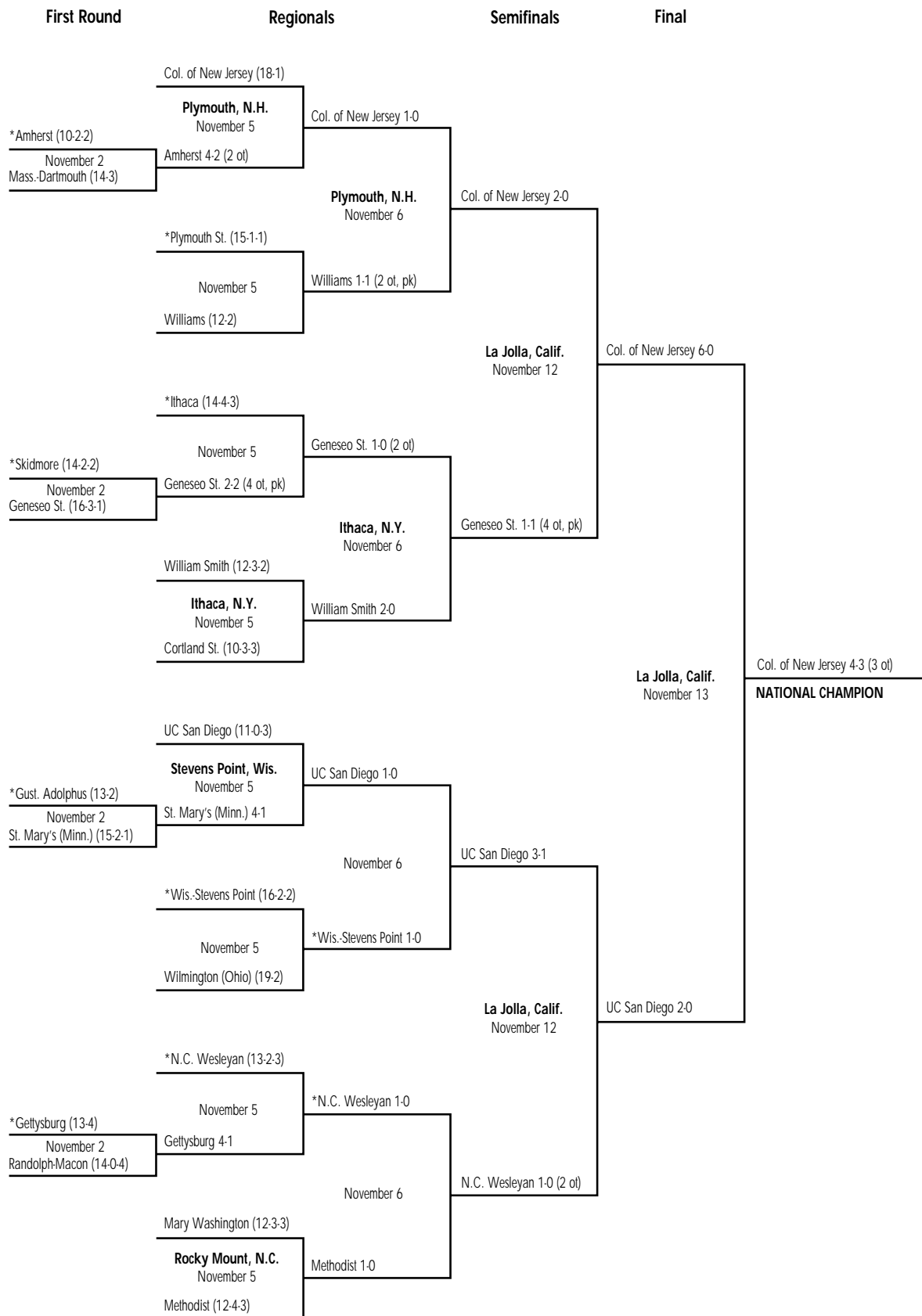
WOMEN'S BRACKETS

1993 Division III Women's Championship Bracket



*Host institution.

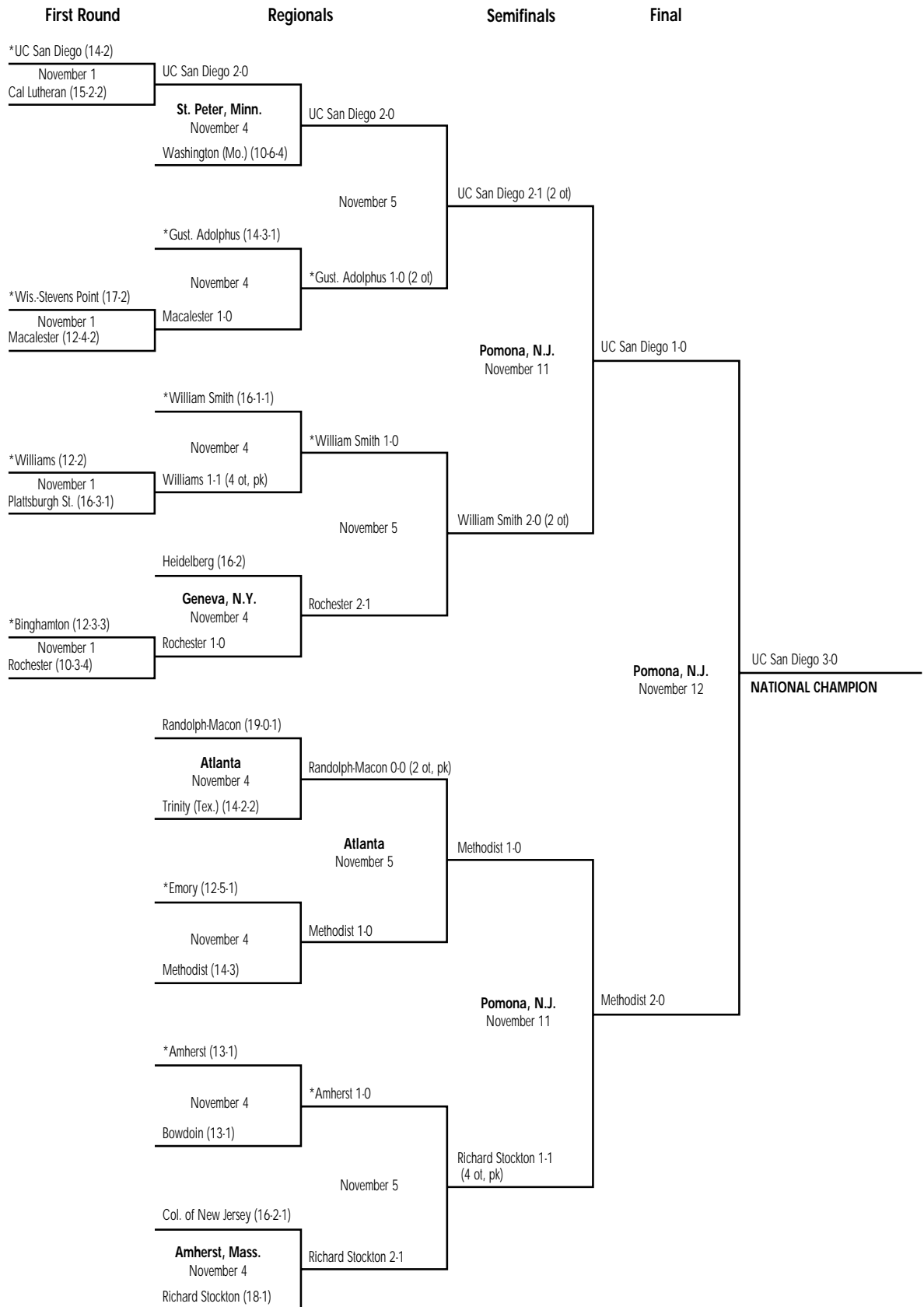
1994 Division III Women's Championship Bracket



*Host institution.

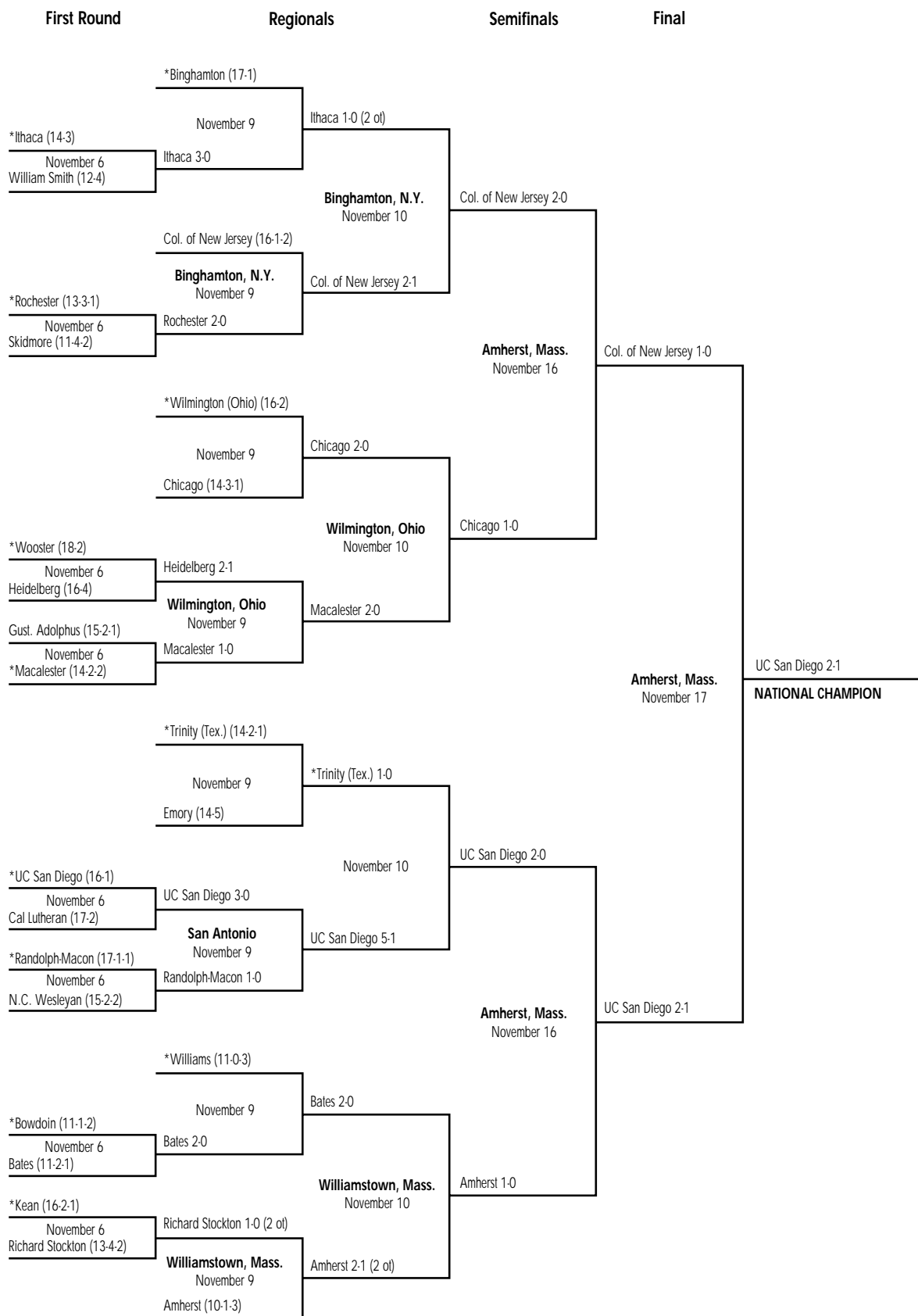
WOMEN'S BRACKETS

1995 Division III Women's Championship Bracket



*Host institution.

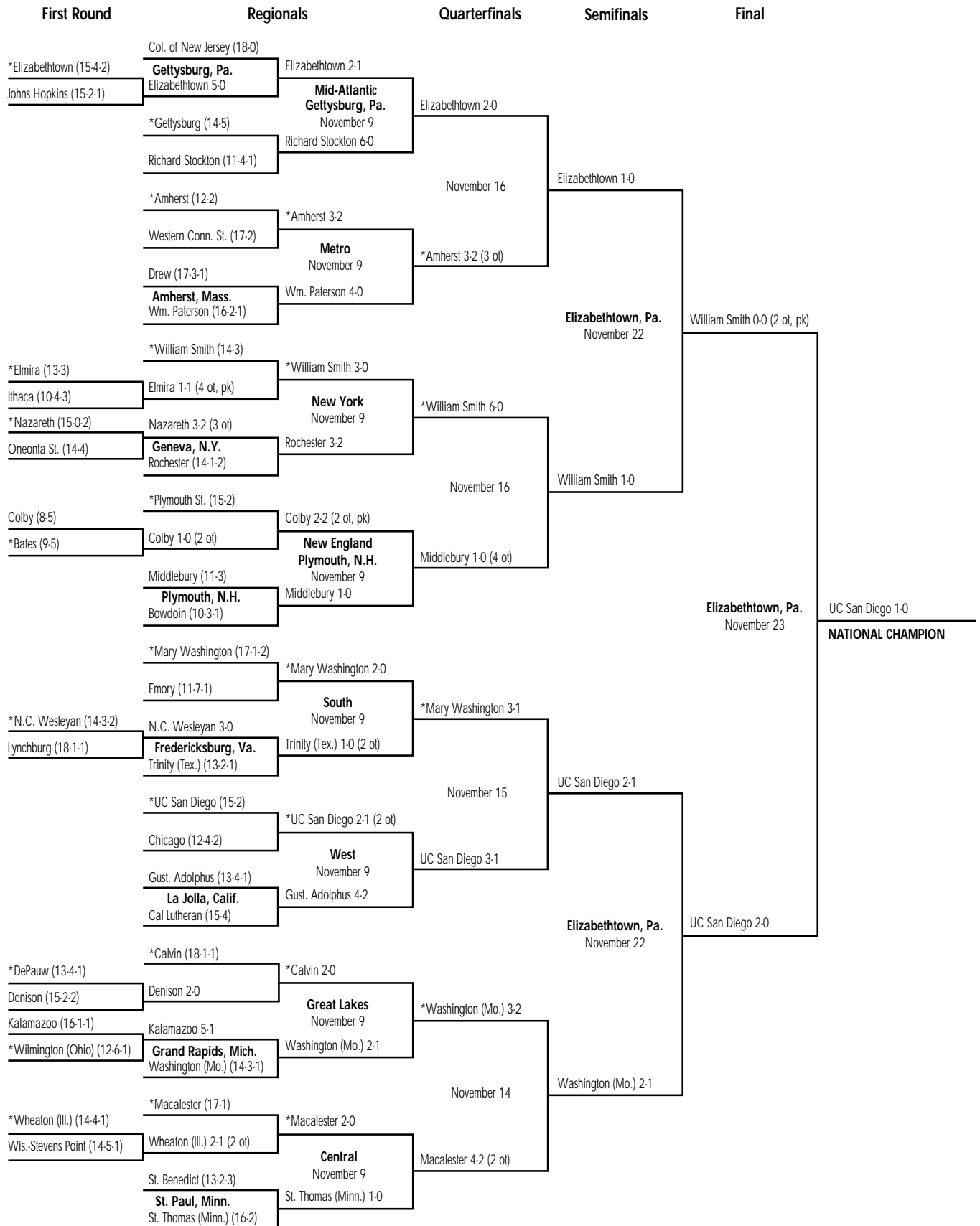
1996 Division III Women's Championship Bracket



*Host institution.

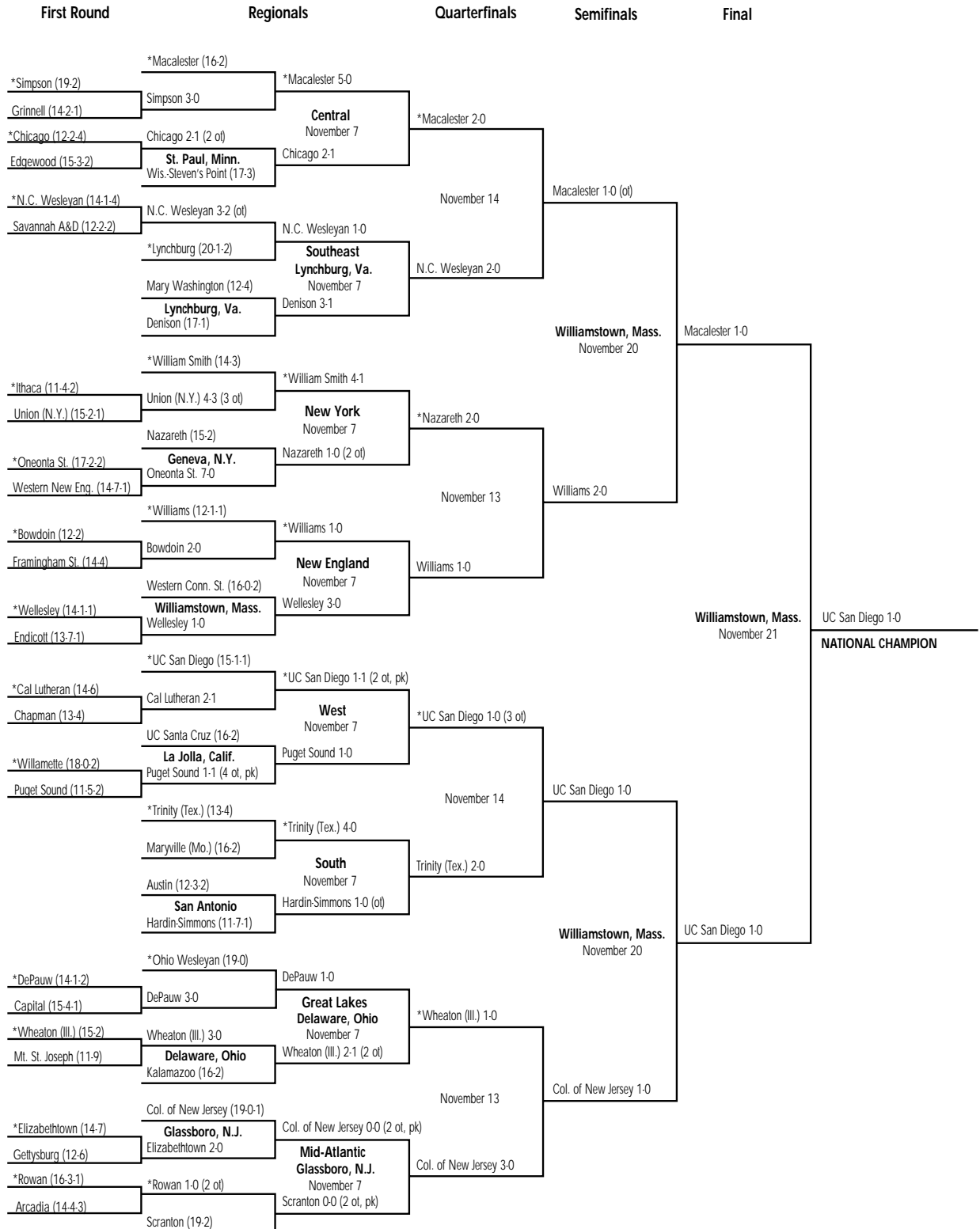
WOMEN'S BRACKETS

1997 Division III Women's Championship Bracket



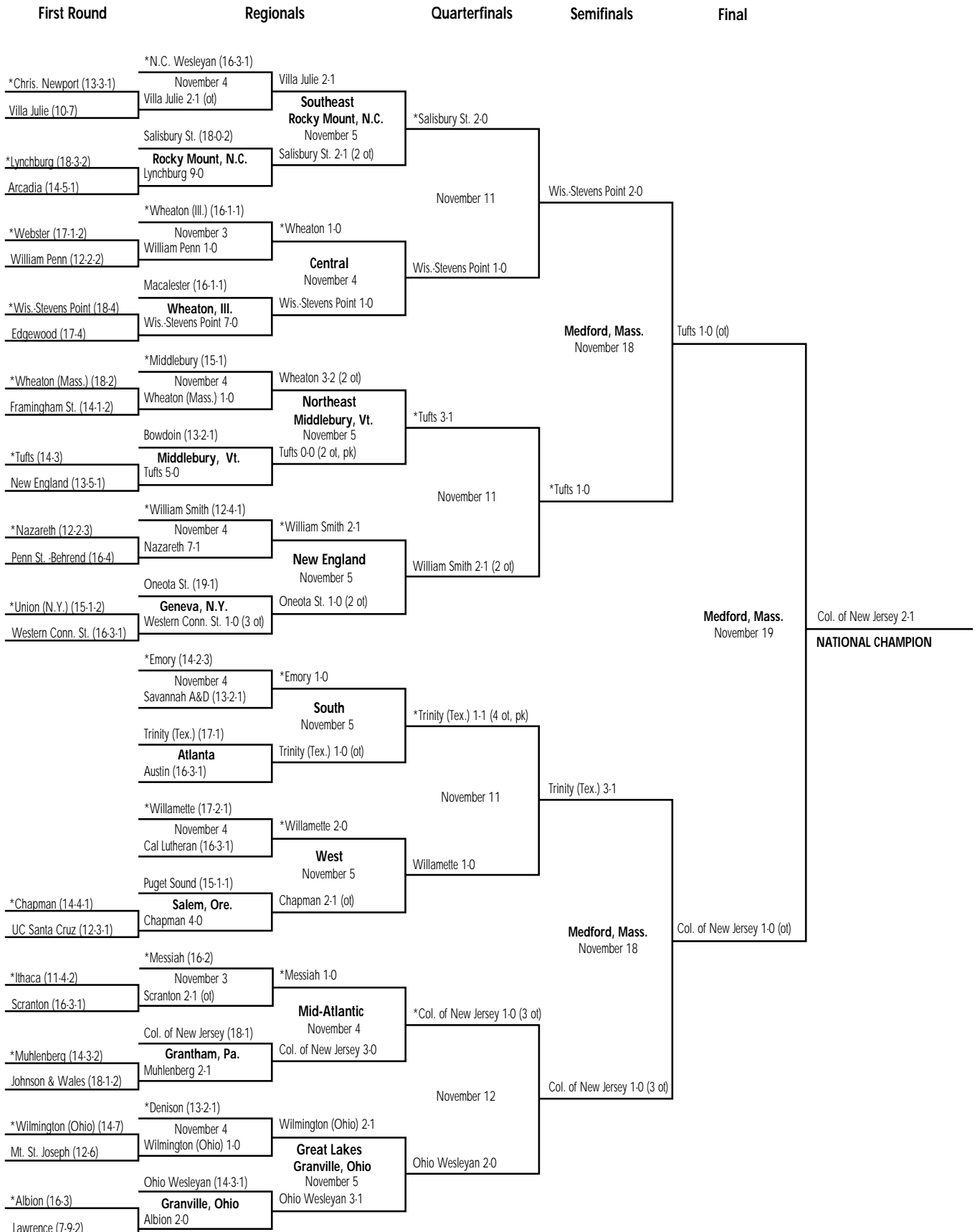
*Host institution. All first-round games played November 5, and all regional semifinal games played November 8.

1999 Division III Women's Championship Bracket




*Host Institution. All first-round games played November 3, and all regional semifinal games played November 6.

2000 Division III Women's Championship Bracket




WOMEN'S BRACKETS

2001 Division III Women's Championship Bracket



*Host institution. All first-round games played October 31.

2002 Division III Women's Championship Bracket



*Host Sites
(Teams listed on top of bracket are the designated home teams.)



We are committed to supporting

Support athletics participation opportunities for student-athletes

