



THE NATIONAL COLLEGIATE ATHLETIC ASSOCIATION
P.O. Box 6222, Indianapolis, Indiana 46206-6222
317/917-6222

www.NCAA.org

Compiled By:

Bonnie Senappe, Assistant Director of Statistics.
Jeff Williams, Assistant Director of Statistics.

Distributed to sports information directors and conference publicity directors.

NCAA, NCAA logo and National Collegiate Athletic Association are registered marks of the Association and use in any manner is prohibited unless prior approval is obtained from the Association.

Copyright, 2007, by the National Collegiate Athletic Association.
Printed in the United States of America.

ISSN 0267-1017

Front Cover Photos

(all rows left to right)

Top Row: Lizzie Barnes, Navy; Dowling championship celebration; Heather O'Reilly, North Carolina; Michele Ribeiro, Manhattanville.


Second Row: Eric Frey and Brett Faro, Messiah; Brittany Timko, Nebraska; UC Santa Barb. championship celebration; Joe Bean, Wheaton (Ill.).

Third Row: Wheaton (Ill.) championship celebration; Ryan Mangano, Medaille; Crystal Lindsay, New Haven; Morten Jensen, Dowling.

Bottom Row: Joseph Lapira, Notre Dame; Joe Russo, TCNJ; John Cunliffe, Fort Lewis; Metro St. championship celebration.

Contents

School Name-Change/Abbreviation Key.....	4
New to This Book.....	7
Division I Men's Records.....	9
Division II Men's Records	25
Division III Men's Records	39
Men's Collegiate Records.....	55
2006 Men's Statistical Leaders.....	63
Men's Coaching Records.....	73
2006 Men's Conference Standings and Champions	81
Men's Award Winners.....	93
Men's Attendance Records	107
Men's Championship Records.....	111
Division I Women's Records.....	133
Division II Women's Records	149
Division III Women's Records	163
Women's Collegiate Records.....	177
2006 Women's Statistical Leaders.....	185
Women's Coaching Records.....	195
2006 Women's Conference Standings and Champions ...	203
Women's Award Winners.....	215
Women's Attendance Records	225
Women's Championship Records.....	231





School Name-Change/Abbreviation Key

Various schools have changed their name or NCAA tabular style. The current school name or tabular style is listed along with other names or styles by which the schools have been referred. (Note: Not all schools in this list currently sponsor or have sponsored soccer.)

SCHOOL name changes


Current school name:	Changed from:
Akron.....	Buchtel
Albertson.....	Col. of Idaho
Alcorn St.	Alcorn A&M
Alliant Int'l.....	U.S. Int'l; Cal Western
Arcadia.....	Beaver
Arizona St.....	Tempe St.
Ark.-Pine Bluff.....	Arkansas AM&N
Armstrong Atlantic.....	Armstrong St.
Auburn.....	Alabama Poly
Augusta St.....	Augusta
Benedictine (Ill.).....	Ill. Benedictine
Bradley.....	Bradley Tech
UC Davis.....	California Aggies
Cal St. East Bay.....	Cal St. Hayward
Cal St. Fullerton.....	Orange County State College; Orange St.
Cal St. L.A.	Los Angeles St.
Cal St. Northridge.....	San Fernando Valley St.
Carnegie Mellon.....	Carnegie Tech
Case Reserve.....	Case Institute of Technology
Castleton.....	Castleton St.
Central Ark.....	Conway St.
Central Conn. St.....	New Haven St.
Central Mich.....	Mt. Pleasant
Central Mo.....	Central Mo. St.
Central Okla.....	Central St. (Okla.)
Charleston So.....	Baptist (S.C.)
Charleston (W.V.).....	Morris Harvey
Charlotte.....	UNC Charlotte
Chattanooga.....	Tenn.-Chatt.
Cleveland St.....	Fenn
Colorado St.....	Colorado A&M
Colorado St.-Pueblo.....	Southern Colo.
Columbus St.....	Columbus
Concordia (Calif.).....	Christ College-Irvine
Connecticut.....	Connecticut Aggies
Crown (Minn.).....	St. Paul Bible
Dayton.....	St. Mary's Institute
Delaware Valley.....	National Aggies
DeSales.....	Allentown
Detroit.....	Detroit Mercy; Detroit Tech
Dist. Columbia.....	Federal City
Dominican (Ill.).....	Rosary
Drexel.....	Drexel Tech
Dubuque.....	Columbia Col.
Duke.....	Trinity (N.C.)
Eastern Conn. St.....	Willimantic St.
Eastern Mich.....	Michigan Normal
Eckerd.....	Fla. Presbyterian
Emporia St.....	Kansas St. Normal
FDU-Florham.....	FDU-Madison
Farmingdale St.....	Farmingdale
Me.-Farmington.....	Western State Normal School
Fort Hays St.....	Kansas St. Normal-Western
Fresno St.....	Fresno Pacific
Idaho St.....	Academy of Idaho; Idaho Tech. Inst.; Idaho-Southern
Ill.-Chicago.....	Ill.-Chicago Circle
Illinois St.....	Illinois St. Normal; Illinois Normal
Indiana (Pa.).....	Indiana St. (Pa.)
Indianapolis.....	Indiana Central
Iowa.....	State University of Iowa
Iowa St.....	Ames
James Madison.....	Madison
Johnson C. Smith.....	Johnson Smith
Kansas St.....	Kansas Aggies
Kean.....	Newark St.
Kent St.....	Kent
La Sierra.....	Loma Linda
Lamar.....	Lamar Tech
Liberty.....	Lynchburg Baptist; Liberty Baptist
La.-Lafayette.....	Southwestern La.
La.-Monroe.....	Northeast La.
Loyola Marymount.....	St. Vincent; Loyola U. of L.A.

Current school name:

Changed from:

Lycoming	Williamsport Dickinson Seminary
Lynn.....	College of Boca Raton
Lyon.....	Arkansas Col.
Maritime (N.Y.).....	N.Y. Maritime
Marycrest Int'l.....	Teikyo Marycrest
Md.-East. Shore.....	Maryland St.
Massachusetts.....	Massachusetts St.; Massachusetts Agriculture Col.
Mass.-Dartmouth.....	Southeastern Mass.
Mass.-Lowell.....	Lowell; Lowell St.; Lowell Tech
McDaniel.....	Western Md.
Memphis.....	Memphis St.; West Tenn. St. Normal
Michigan Tech.....	Michigan Mines and Tech
Millersville.....	Millersville St.
Millikin.....	James Millikin
Minn. St. Mankato.....	Mankato St.
Minn. St. Moorhead.....	Moorhead St.
Mississippi Col.....	Mississippi A&M
Mississippi Val.....	Mississippi Vocational
Missouri St.....	Southwest Mo. St.
Mo.-Rolla.....	Missouri School of Mines
Mont. St.-Billings.....	Eastern Montana
Montana St.-Northern.....	Northern Montana
Neb.-Kearney.....	Kearney St.
Neb.-Omaha.....	Omaha
New England U.....	St. Francis (Me.)
New Jersey City.....	Jersey City St.
New Mexico St.....	New Mexico A&M
New Orleans.....	Louisiana St. (N.O.)
North Ala.....	Florence St.
N.C. Central.....	North Caro. College
UNC Pembroke.....	Pembroke St.
North Central Texas.....	Cooke County
North Texas.....	North Tex. St.
Northeastern St.....	Northeastern Okla. St.
Northern Ariz.....	Arizona St.-Flagstaff
Northern Colo.....	Colorado St. Col.; State Teachers
Okla. Panhandle.....	Panhandle A&M; Panhandle St.
Oklahoma St.....	Oklahoma A&M
Old Dominion.....	William & Mary (Norfolk)
Penn St.-Berks.....	Penn St. Berks-Lehigh Val; Berks & Lehigh
Penn St.-Harrisburg.....	Penn St.-Capitol
Pepperdine.....	George Pepperdine
Phila. Sciences.....	Phila. Pharmacy
Philadelphia U.....	Phila. Textile
Pittsburgh.....	Western Pennsylvania
Plymouth St.....	Plymouth Normal; Plymouth Teachers
Polytechnic (N.Y.).....	New York Poly; Brooklyn Poly
Portland St.....	Vanport
Post.....	Teikyo Post
Randolph.....	Randolph-Macon Woman's
Rhodes.....	Southwestern (Tenn.)
Rice.....	Rice Institute
Richard Stockton.....	Stockton St.
Rochester Inst.....	Mechanics Institute
Rose-Hulman.....	Rose Polytechnic Institute
Rowan.....	Glassboro St.
Salem Int'l.....	Salem-Teikyo; Salem
Samford.....	Howard Col.
S.C. Upstate.....	S.C.-Spartanburg
Southern Ark.....	Magnolia A&M
Southern Conn. St.....	New Britain St.
Southern Ind.....	Indiana St.-Evansville
Southern Me.....	Maine Portland-Gorham; Gorham St. (Me.)
Southern Miss.....	Mississippi Southern Col.; Mississippi Normal
Southern N.H.....	New Hamp. Col.
Southern U.....	Southern B.R.
Southwest Minn. St.....	Southwest St.
Stevens Institute.....	Stevens Tech
Taylor-Ft. Wayne.....	Summit Christian
Tex. A&M-Commerce.....	East Texas St.
Tex. A&M-Kingsville.....	Texas A&
Tex.-Pan American.....	Pan American
Texas St.....	Southwest Tex. St.
Towson.....	Towson St.
Troy.....	Troy St.
Truman.....	Northeast Mo. St.; Truman St.
Tulsa.....	Henry Kendall
Washburn.....	Lincoln Col.
Washington-St. Louis.....	Washington (Mo.)





Washington St.	Washington Agricultural Col.
West Ala.	Livingston
West Tex. A&M	West Texas St.
Western N.M.	New Mexico Western
Western Ore.	Monmouth Normal; Oregon Tech; Oregon College of Education
Western St.	Colo. Western; Colorado Normal
Westmar	Western Union Col.; Teikyo Westmar
Wichita St.	Fairmount
Widener	Pennsylvania Military Col.
Wm. Paterson	Paterson St.
Wis.-Superior	Superior Normal
Xavier	St. Xavier

In the early days of colleges and universities, many schools used the designation of Teachers College. Due to the high numbers of such schools, they are not listed here.

SCHOOLS also known as

Current school name:	Also known as:
A&M-Corpus Christi	Tex. A&M-Corp. Chris.
Air Force	U.S. Air Force Academy
Apprentice School	Newport News
Army	U.S. Military Academy; West Point
Baruch	Bernard M. Baruch
BYU	Brigham Young
Case Reserve	Case Western Reserve
CCNY	City College of New York
Coast Guard	U.S. Coast Guard Academy
GCSU	Georgia College & State
Hawthorne	Nathaniel Hawthorne
IPFW	Indiana/Purdue-Ft. Wayne
IUPUI	Indiana/Purdue-Indianapolis
Lehman	Herbert H. Lehman
Lipscomb	David Lipscomb
Long Island	LIU-Brooklyn
LSU	Louisiana St.
Mass. Liberal Arts	Massachusetts College (was North Adams St.)
Merchant Marine	King's Point; U.S. Merchant Marine Academy
MIT	Massachusetts Institute of Technology
Navy	U.S. Naval Academy
City Tech	New York City Tech (was NYCCT)
NJIT	Newark Engineering (was N.J. Inst. of Tech.)
NYIT	New York Institute of Technology; New York Tech
Rensselaer	RPI, Rensselaer Poly Inst.
Rochester Inst.	RIT
Sewanee	University of the South
SMU	Southern Methodist
Southampton	LIU-Southampton
SUNYIT	Utica/Rome
TCNJ	The College of New Jersey (was Trenton St.)
TCU	Texas Christian (was AddRan Christian)
UAB	Ala.-Birmingham
UCF	Central Fla. (was Florida Tech)
UCLA	University of California, Los Angeles
UMBC	Md.-Balt. County
UMKC	Mo.-Kansas City
UNI	Northern Iowa (was Iowa Normal; State Col. of Iowa)
UNLV	Nevada-Las Vegas (was Nevada Southern)
UTEP	Texas-El Paso (was Texas Western)
UTSA	Texas-San Antonio
VCU	Va. Commonwealth
VMI	Va. Military
WPI	Worcester Poly Inst.; Worcester Tech

SCHOOL MERGERS

Current school name:	Two Schools Merged & Year:
Case Reserve	Case Tech & Western Reserve; 1971-72
Martin Luther	Northwestern (Wis.) & Dr. Martin Luther; 1995-96
Mass.-Lowell	Lowell St. & Lowell Tech; 1975-76

New To This Book

Men's Division I Records

Record	Page(s)
Individual Save Percentage, Season (expanded from 2005 only).....	12
Team Save Percentage, Season (expanded from 2005 only)	18

Men's Division II Records

Record	Page(s)
Individual Save Percentage, Season (expanded from 2005 only).....	28
Team Save Percentage, Season (expanded from 2005 only)	34

Men's Division III Records

Record	Page(s)
Individual Save Percentage, Season (expanded from 2005 only).....	42
Team Save Percentage, Season (expanded from 2005 only)	49

Men's Collegiate Records

Records	Page(s)
Individual Records	56
Team Records.....	60

Men's Conference Standings and Champions

Records	Page(s)
Division I All-Time Conference Champions	87

Men's Championship Records

Records	Page(s)
Division I Won-Lost Tied in Tournament Play	114
Division I All-Time Results.....	116
Division II Won-Lost-Tied in Tournament Play	121
Division II All-Time Results.....	123
Division III Won-Lost-Tied in Tournament Play	126
Division III All-Time Results	129

Women's Division I Records

Record	Page(s)
Individual Save Percentage, Season (expanded from 2005 only).....	136
Fastest three consecutive goals, same team.....	140

Women's Division II Records

Record	Page(s)
Individual Save Percentage, Season (expanded from 2005 only).....	152
Fastest three consecutive goals, same player.....	155
Fastest three consecutive goals, same team.....	155

Women's Division III Records

Record	Page(s)
Individual Save Percentage, Season (expanded from 2005 only).....	166

Women's Collegiate Records

Records	Page(s)
Individual Records	178
Team Records.....	182





Women's Conference Standings and Champions

Records	Page(s)
Division I All-Time Conference Champions	210

Women's Championship Records

Records	Page(s)
Division I Won-Lost-Tied in Tournament Play	234
Division I All-Time Results.....	237
Division II Won-Lost-Tied in Tournament Play	241
Division II All-Time Results.....	242
Division III Won-Lost-Tied in Tournament Play	245
Division III All-Time Results	247



Division I Men's Records

Individual Records.....	10
Individual Leaders	10
Annual Individual Champions	15
Team Records	16
Team Leaders.....	16
Annual Team Champions	20
2006 Most Improved Teams.....	21
Polls.....	21



Individual Records

Official NCAA Division I men's soccer records began with the 1959 season and are based on information submitted to the NCAA statistics service by institutions participating in the statistics rankings. Career records of players include only those years in which they competed in Division I. Annual champions started in the 1998 season, which was the first year the NCAA compiled weekly leaders. In statistical rankings, the rounding of percentages and/or averages may indicate ties where none exist. In these cases, the numerical order of the rankings is accurate.

Scoring

POINTS

Game

18—Marty Ryczek, Stetson vs. Southeastern Bible, Sept. 19, 1974

Season

108—Thompson Usiyan, Appalachian St., 1980 (17 games)

Career

255—Thompson Usiyan, Appalachian St., 1977-80 (49 games)

POINTS PER GAME

Season

6.35—Thompson Usiyan, Appalachian St., 1980 (108 in 17 games)

Career (Min. 100 Points)

5.20—Thompson Usiyan, Appalachian St., 1977-80 (255 in 49 games)

GOALS

Game

8—Marty Ryczek, Stetson vs. Southeastern Bible, Sept. 19, 1974; Juan Bernal, South Ala. vs. Birmingham So., 1981; Paul Wright, Central Conn. St. vs. Md.-East. Shore, 1995

Season

46—Thompson Usiyan, Appalachian St., 1980 (17 games)

Career

109—Thompson Usiyan, Appalachian St., 1977-80 (49 games)

GOALS PER GAME

Season

2.71—Thompson Usiyan, Appalachian St., 1980 (46 in 17 games)

Career (Min. 45 Goals)

2.31—Herb Schmidt, Rutgers, 1959-61 (90 in 39 games)

ASSISTS

Game

7—Mike Granelli, St. Peter's vs. New York U., Oct. 17, 1985

Season

24—Ben Ferry, George Washington, 1997 (18 games)

Career

66—Dante Washington, Radford, 1988-92 (88 games)

ASSISTS PER GAME

Season

1.64—Joe Casucci, Niagara, 1970 (23 in 14 games)

Career (Min. 30 Assists)

0.95—Hayden Knight, Marquette, 1976-79 (42 in 44 games)

40 GOALS AND 40 ASSISTS

Career

24 players (most recent: Andrew Williams, Rhode Island, 1994-97)

Goalkeeping

SAVES

Game

44—John Santos, Fairleigh Dickinson vs. New York U., 1959

Season

230—Ray Migas, DePaul, 1987 (18 games)

Career

620—Jose Grave dePeralta, Wake Forest, 1980-83 (77 games)

SAVES PER GAME

Season

21.8—John Santos, Fairleigh Dickinson, 1959 (218 in 10 games)

Career

12.08—Dale Hetherington, Western Mich., 1973-76 (604 in 50 games)

SAVE PERCENTAGE

Season

.955—Joe Zimka, Northern Ill., 2006 (3 GA, 64 saves in 15 games)

GOALS-AGAINST AVERAGE

Season (Min. 1,200 Minutes)

0.21—Joe Zimka, Northern Ill., 2006 (3 GA in 1,304 min.)

Career (Min. 2,500 Minutes)

0.34—Tony Meola, Virginia, 1988-89 (11 GA in 2,922 min.)

GOALKEEPER MINUTES PLAYED

8,306:00—Steve McCullough, UNC Asheville/Marquette, 1991-94

Miscellaneous

FASTEST GOAL FROM

START OF GAME

:09—Jari Takatalo, James Madison vs. UNC Wilmington, Oct. 12, 1996; Chad Harper, San Jose St. vs. Stanford, Nov. 21, 1998; Josh Brinkley, UAB vs. Belmont, Nov. 5, 1999; Alecko Eskandarian, Virginia vs. American, Oct. 26, 2002; Ryan Rich, Princeton vs. Yale, Nov. 13, 2004

FASTEST CONSECUTIVE GOALS

BY SAME PLAYER

:09—John Hall, American vs. George Washington, Oct. 6, 1987

FASTEST THREE CONSECUTIVE

GOALS BY SAME PLAYER

2:15—John Stone, SIU Edwardsville vs. Ill.-Chicago, Oct. 20, 1985 (scored at 28:58, 30:26, 31:13)

CONSECUTIVE GAMES WITH

AT LEAST ONE GOAL

16—Pete Milich, Akron, Sept. 23, 1961 to Oct. 6, 1962

CONSECUTIVE SHUTOUT MINUTES

900:00—Randy Phillips, SMU, Sept. 27, 1980 to Nov. 5, 1980

Individual Leaders

Game

POINTS

No. Player, Team vs. Opponent

Date

18	Marty Ryczek, Stetson vs. Southeastern Bible	Sept. 19, 1974
17	Manuel Hernandez, San Jose St. vs. UC Santa Cruz	1969
17	Edward Kositzki, Northern Ill. vs. Valparaiso	Oct. 9, 1971
17	Paul Wright, Central Conn. St. vs. Md.-East. Shore	1995
16	Edward Kositzki, Northern Ill. vs. Ball St.	Oct. 23, 1971
16	Nnamdi Nwokocho, Clemson vs. Belmont Abbey	Sept. 9, 1979
16	Juan Bernal, South Ala. vs. Birmingham So.	1981
16	Michael King, Fairleigh Dickinson vs. Monmouth	1982
15	Dan McCrudden, Rhode Island vs. Boston College	1975
15	Thompson Usiyan, Appalachian St. vs. George Washington	Nov. 15, 1978
15	Dante Washington, Radford vs. Atlantic Christian	Oct. 22, 1988
15	Dante Washington, Radford vs. Md.-East. Shore	1990
14	Pete Milich, Akron vs. Case Reserve	Oct. 23, 1961
14	Pete Milich, Akron vs. Frostburg St.	Nov. 3, 1962
14	Benito Artinano, North Carolina St. vs. Appalachian St.	1964
14	Joe Casucci, Niagara vs. Canisius	1970
14	Declan McSheffrey, South Ala. vs. Samford	1983
14	Mark Erwin, Wake Forest vs. St. Andrews	Sept. 16, 1983
14	John Dugan, VCU vs. West Va. Tech	Oct. 5, 1987

GOALS

No. Player, Team vs. Opponent

Date

8	Marty Ryczek, Stetson vs. Southeastern Bible	Sept. 19, 1974
8	Juan Bernal, South Ala. vs. Birmingham So.	1981
8	Paul Wright, Central Conn. St. vs. Md.-East. Shore	1995
7	Pete Milich, Akron vs. Frostburg St.	Nov. 3, 1962
7	Benito Artinano, North Carolina St. vs. Appalachian St.	1964
7	Manuel Hernandez, San Jose St. vs. UC Santa Cruz	1969
7	Edward Kositzki, Northern Ill. vs. Valparaiso	Oct. 9, 1971
7	Edward Kositzki, Northern Ill. vs. Ball St.	Oct. 23, 1971
7	Dan McCrudden, Rhode Island vs. Boston College	1975
7	Thompson Usiyan, Appalachian St. vs. George Washington	Nov. 15, 1978
7	Nnamdi Nwokocho, Clemson vs. Belmont Abbey	Sept. 9, 1979
7	Michael King, Fairleigh Dickinson vs. Monmouth	1982
7	Declan McSheffrey, South Ala. vs. Samford	1983
7	Mark Erwin, Wake Forest vs. St. Andrews	Sept. 16, 1983

ASSISTS

No. Player, Team vs. Opponent

Date

7	Mike Granelli, St. Peter's vs. New York U.	Oct. 17, 1985
6	Mark Abele, Santa Clara vs. Sacramento St.	Oct. 29, 1980
5	Rich Coleman, James Madison vs. Old Dominion	Oct. 28, 1972
5	Jim Zylker, San Jose St. vs. Cal St. East Bay	1972
5	Zach Papanikolaou, Wis.-Milwaukee vs. Beloit	Sept. 29, 1973
5	Miguel Avila, Santa Clara vs. St. Mary's (Cal.)	Oct. 24, 1979
5	Rosendo Gutierrez, Fresno St. vs. St. Mary's (Cal.)	1979
5	Kevin Green, Western Mich. vs. Toledo	Sept. 23, 1984

No.	Player, Team vs. Opponent	Date
5	Paul Shaver, Wright St.1986
5	Jason Cohen, DePaul vs. Chicago St.1987
5	Chip Gill, Western Mich. vs. IPFWOct. 26, 1988
5	Willy Roy Jr., Northern Ill. vs. Ill.-ChicagoOct. 24, 1989
5	Kevin O'Neill, BuffaloOct. 5, 1993
5	Medufia Kulego, St. John's (N.Y.) vs. ManhattanSept. 13, 1995
5	Ben Ferry, George Washington vs. FordhamSept. 5, 1997
5	Josh Back, Detroit vs. Alabama A&MNov. 1, 1998
5	Chris Fronk, Stetson vs. Florida TechSept. 26, 2000
5	Fred Silva, Virginia Tech vs. ElonSept. 5, 2001
5	Bobby Lish, Wis.-Milwaukee vs. Cleveland St.Oct. 27, 2002

SAVES

No.	Player, Team vs. Opponent	Date
44	John Santos, Fairleigh Dickinson vs. New York U.1959
37	Tom Boehm, Western Mich. vs. EvansvilleSept. 21, 1977
35	Dale Hetherington, Western Mich. vs. Spring ArborOct. 11, 1975
34	Mike Rado, Wright St. vs. OberlinOct. 18, 1969
34	Alan Weinberger, Boston U. vs. BabsonSept. 30, 1972
34	Bucky Moser, East Caro. vs. North Carolina1974
33	Howie Levin, Bucknell vs. LycomingNov. 11, 1967
30	Hans Mueh, Air Force vs. North CarolinaOct. 1, 1965
30	Hans Mueh, Air Force vs. BenedictineOct. 3, 1965
29	Keith Shroyer, Western Mich. vs. Michigan St.Oct. 20, 1971
28	Gary Kovacs, Bowling Green vs. AkronOct. 8, 1968
28	Pete Mannos, Northern Ill. vs. SIU EdwardsvilleOct. 12, 1974
28	Frank Crupi, Fairleigh Dickinson vs. Bucknell1975
28	Paul Turin, South Carolina vs. Appalachian St.Oct. 29, 1978
28	Ken Clark, Temple vs. Penn St.1994

Season

POINTS PER GAME

Player, Team	Year	Games	Points	Avg.
Thompson Usiyan, Appalachian St.	1980	17	108	6.35
Thompson Usiyan, Appalachian St.	1978	13	78	6.00
Edward Kositzki, Northern Ill.	1971	11	63	5.73
Mario Ribera, Tex.-Pan American	1992	12	68	5.67
Pete Milich, Akron	1961	14	75	5.36
Herb Schmidt, Rutgers	1960	13	66	5.08
Carl Gentile, St. Louis	1963	14	70	5.00
Dov Markus, Long Island	1965	14	70	5.00
Herb Schmidt, Rutgers	1961	14	68	4.86
Carl Gentile, St. Louis	1964	13	61	4.69
Walter Chyzowych, Temple	1959	11	50	4.55
Jim Thames, Air Force	1965	11	50	4.55
Joe Casucci, Niagara	1970	14	63	4.50
Henry Abadi, Clemson	1973	16	71	4.44
Len Salvemini, Air Force	1973	12	52	4.33
Jose Almeyda, Wright St.	1972	12	51	4.25
Al Korbus, San Jose St.	1963	12	50	4.17
Manuel Hernandez, San Jose St.	1968	15	62	4.13
Manuel Hernandez, San Jose St.	1969	15	60	4.00
Rick Shannon, Jacksonville	1970	13	50	3.85

POINTS

Player, Team	Year	Games	Points
Thompson Usiyan, Appalachian St.	1980	17	108
Ted Rafalovich, Stanford	1978	22	79
Mark Erwin, Wake Forest	1983	21	79
Thompson Usiyan, Appalachian St.	1978	13	78
Dante Washington, Radford	1988	24	76
Jimmy Glenn, Clemson	1993	24	76
Pete Milich, Akron	1961	14	75
David Doyle, Campbell	1986	20	74
Sam Okpodu, North Carolina St.	1982	19	72
Robert Ukrop, Davidson	1992	27	72
Henry Abadi, Clemson	1973	16	71
Carl Gentile, St. Louis	1963	14	70
Dov Markus, Long Island	1965	14	70
Wojtek Krakowiak, Clemson	1998	24	70
Michael King, Fairleigh Dickinson	1982	21	69
Herb Schmidt, Rutgers	1961	14	68
Mario Ribera, Tex.-Pan American	1992	12	68
Herb Schmidt, Rutgers	1960	13	66
Kamal Khalilian, SMU	1980	18	65
Wolde Harris, Clemson	1993	23	65
Siggi Eyjolfsson, UNC Greensboro	1998	24	65
Nesa Stefanovic, Jacksonville	1998	23	65

GOALS PER GAME

Player, Team	Year	Games	Goals	Avg.
Thompson Usiyan, Appalachian St.	1980	17	46	2.71
Thompson Usiyan, Appalachian St.	1978	13	34	2.62
Herb Schmidt, Rutgers	1960	13	33	2.54
Dov Markus, Long Island	1965	14	35	2.50
Edward Kositzki, Northern Ill.	1971	11	27	2.45
Herb Schmidt, Rutgers	1961	14	34	2.43
Mario Ribera, Tex.-Pan American	1992	12	29	2.42
Walter Chyzowych, Temple	1959	11	25	2.27
Pete Milich, Akron	1961	14	31	2.21
Carl Gentile, St. Louis	1963	14	30	2.14
Pete Milich, Akron	1962	10	21	2.10
Al Korbus, San Jose St.	1963	12	25	2.08
Jose Almeyda, Wright St.	1972	12	25	2.08
Carl Gentile, St. Louis	1964	13	27	2.08
George Endler, St. Louis	1959	12	24	2.00
Henry Abadi, Clemson	1972	16	32	2.00
Herb Schmidt, Rutgers	1959	12	23	1.92
Len Salvemini, Air Force	1973	12	23	1.92
Jim Thames, Air Force	1965	11	20	1.82
Dave Rath, Bucknell	1969	13	23	1.77

GOALS

Player, Team	Year	Games	Goals
Thompson Usiyan, Appalachian St.	1980	17	46
Mark Erwin, Wake Forest	1983	21	36
Dov Markus, Long Island	1965	14	35
Herb Schmidt, Rutgers	1961	14	34
Thompson Usiyan, Appalachian St.	1978	13	34
David Doyle, Campbell	1986	20	34
Herb Schmidt, Rutgers	1960	13	33
Henry Abadi, Clemson	1973	16	32
Jimmy Glenn, Clemson	1993	24	32
Pete Milich, Akron	1961	14	31
Michael King, Fairleigh Dickinson	1982	21	31
Robert Ukrop, Davidson	1992	27	31
Wojtek Krakowiak, Clemson	1998	24	31
Carl Gentile, St. Louis	1963	14	30
Jack Cardosa, West Virginia	1973	17	29
Kevin Lovejoy, Notre Dame	1978	23	29
Bjorn Tronstad, San Francisco	1979	26	29
Sam Okpodu, North Carolina St.	1982	19	29
Mario Ribera, Tex.-Pan American	1992	12	29
Wolde Harris, Clemson	1993	23	29

ASSISTS PER GAME

Player, Team	Year	Games	Assists	Avg.
Joe Casucci, Niagara	1970	14	23	1.64
Ben Ferry, George Washington	1997	18	24	1.33
Pat McBride, St. Louis	1963	14	17	1.21
Pat Gross, Campbell	1993	19	23	1.21
Ben Ferry, George Washington	1996	17	20	1.18
Carmelo Rago, Eastern Ill.	1969	15	17	1.13
Chris Ogu, North Carolina St.	1982	19	21	1.11
Frank Abel, Akron	1960	11	12	1.09
Jim Zylker, San Jose St.	1968	15	16	1.07
Aleks Mihalovic, Jacksonville	1978	19	20	1.05
Ted Rafalovich, Stanford	1978	22	23	1.05
George Nanchoff, Akron	1975	13	13	1.00
Kamal Khalilian, SMU	1982	18	18	1.00
Hilmar Bjornsson, UNC Greensboro	1992	22	22	1.00
Armando Valdivia, Cal St. Northridge	1993	20	20	1.00
Dan McHugh, Evansville	1985	23	22	0.96
Daniel Hernandez, SMU	1997	22	21	0.95
Matt McKeon, St. Louis	1995	21	20	0.95
Rivers Guthrie, Clemson	1994	19	18	0.95
Scott Millar, Winthrop	1996	18	17	0.94

ASSISTS

Player, Team	Year	Games	Assists
Ben Ferry, George Washington	1997	18	24
Joe Casucci, Niagara	1970	14	23
Ted Rafalovich, Stanford	1978	22	23
Pat Gross, Campbell	1993	19	23
Dan McHugh, Evansville	1985	23	22
Dante Washington, Radford	1988	24	22
Hilmar Bjornsson, UNC Greensboro	1992	22	22
Chris Ogu, North Carolina St.	1982	19	22
Daniel Hernandez, SMU	1997	22	21
Hunter Freeman, Virginia	2004	24	21
Aleks Mihalovic, Jacksonville	1978	19	20
Pedro DeBrito, Connecticut	1979	26	20
Pedro DeBrito, Connecticut	1981	25	20

Player, Team	Year	Games	Assists
Dean Herritty, Coastal Carolina.....	1989	22	20
Jeff Baicher, Santa Clara	1989	23	20
Armando Valdivia, Cal St. Northridge	1993	20	20
Matt McKeon, St. Louis.....	1995	21	20
Andrew Williams, Rhode Island	1995	23	20
Ben Ferry, George Washington.....	1996	17	20
Mike Fisher, Virginia	1996	22	20
Chris Goos, UNC Greensboro.....	2002	22	20

SAVES PER GAME

Player, Team	Year	Games	Saves	Avg.
John Santos, Fairleigh Dickinson	1959	10	218	21.80
Bill Lebov, Bucknell.....	1964	12	228	19.00
Jim Mueller, New Hampshire.....	1970	10	162	16.20
Dale Hetherington, Western Mich.	1975	12	187	15.58
Gary Kovacs, Bowling Green.....	1968	10	149	14.90
Pete Mannos, Northern Ill.	1974	10	147	14.70
Alan Mayer, James Madison.....	1971	12	162	13.50
Ray Migas, DePaul	1987	18	230	12.78
Alan Weinberger, Boston U.	1972	15	190	12.67
Mike Wescott, Syracuse.....	1977	14	174	12.42
Jim Kane, St. Bonaventure.....	1988	17	209	12.29
Henry Castaneda, George Mason.....	1971	14	171	12.21
Dragan Radovich, St. Francis (N.Y.).....	1976	15	181	12.07
Tom McCormack, St. John's (N.Y.).....	1979	13	156	12.00
John Fetzer, Wis.-Milwaukee.....	1976	15	179	11.93
Carl Powell, Wright St.	1979	14	162	11.57
Gordie Tuttle, New Hampshire.....	1977	15	170	11.33
Bob Lahey, Northwestern	1984	18	195	10.83
Jonathan Demeter, Connecticut.....	1971	15	162	10.80
Steve Price, Boston College.....	1977	16	170	10.63

SAVES

Player, Team	Year	Games	Saves
Ray Migas, DePaul	1987	18	230
Bill Lebov, Bucknell.....	1964	12	228
John Santos, Fairleigh Dickinson	1959	10	218
Jose Grave dePeralta, Wake Forest.....	1983	21	218
Jim Kane, St. Bonaventure.....	1988	17	209
Jay Thomas, VCU	1980	21	202
Bob Lahey, Northwestern	1984	18	195
Howie Friedman, Boston U.	1979	21	193
Alan Weinberger, Boston U.	1972	15	190
Roger Burgess, Charlotte.....	1980	21	190
Mark Woseley, St. Francis (N.Y.).....	1990	20	189
Dale Hetherington, Western Mich.	1975	12	187
Matt Malek, Northern Ill.	1997	19	182
Dragan Radovich, St. Francis (N.Y.).....	1976	15	181
Steve Fisher, Richmond	1983	20	181
John Fetzer, Wis.-Milwaukee.....	1976	15	179
Albert Taras, Wright St.	1981	22	178
Nick Christou, Canisius	1994	17	177
Harvey Torman, UAB.....	1984	19	174
Patrack Maguane, Rhode Island.....	1989	19	172
Jim Adams, Monmouth	1991	21	172

SAVE PERCENTAGE

Player, Team	Year	Games	Saves	GA	Pct.
Joe Zimka, Northern Ill.	2006	15	64	3	.955
Billy Chiles, Towson.....	2006	13	58	4	.935
Adam Gross, Bradley	1998	18	126	13	.906
Jovan Bubonja, Ill.-Chicago.....	2006	21	76	8	.905
Tally Hall, San Diego St.	2005	19	80	10	.889
Elvir Prasovic, Fairleigh Dickinson.....	2006	11	32	4	.889
Daniel Schenkel, Monmouth.....	2006	21	76	10	.884
Sean Kelley, George Mason	2006	21	102	14	.879
Eric Kronberg, California	2005	21	83	12	.874
Brian Levey, New Hampshire.....	2006	20	82	12	.872
Harry Fields, UNLV	1984	21	72	11	.867
Nick Noble, West Virginia.....	2006	21	89	14	.864
Jim Morahan, Lehigh.....	2006	20	63	10	.863
Eric Sciocchetti, Richmond.....	2006	16	88	14	.863
Kevin Sweeney, Santa Clara	2005	17	69	11	.863
Charlie Sales, Lehigh.....	2005	16	63	11	.851
Lance Parker, Missouri St.	2006	16	49	9	.845
Evan Bush, Akron	2005	23	65	12	.844

GOALS-AGAINST AVERAGE (Min. 1,200 Minutes)

Player, Team	Year	GA	Min.	GAA
Joe Zimka, Northern Ill.	2006	3	1,304	0.21
John Putna, Indiana.....	1978	6	2,075	0.26

Player, Team	Year	GA	Min.	GAA
Trey Harrington, Evansville.....	1990	7	2,389	0.26
Tony Meola, Virginia.....	1988	5	1,475	0.31
Jeff Duback, Yale.....	1986	5	1,433	0.31
Brett Phillips, Old Dominion	1991	7	1,942	0.32
Terry Higgins, Fairleigh Dickinson	1984	5	1,364	0.33
Kasey Keller, Portland.....	1988	7	1,900	0.33
James Swanner, Clemson.....	1983	8	1,930	0.37
Jovan Bubonja, Ill.-Chicago	2006	8	1,930	0.37
Tony Meola, Virginia.....	1989	6	1,447	0.37
Stefan Gonet, Binghamton.....	2003	9	2,125	0.38
Ken Bernstein, George Mason.....	1982	7	1,635	0.39
Eduardo Caruacho, South Ala.	1987	6	1,385	0.39
Bill Andracki, Rutgers	1990	9	2,055	0.39
Greg Raber, Kentucky.....	2001	5	1,137	0.40
Colin Rogers, Indiana	2001	9	2,045	0.40
Aidan Heaney, Charlotte.....	1991	9	2,036	0.40
Kevin Kane, North Carolina	1978	6	1,357	0.40
Kasey Keller, Portland.....	1989	9	2,018	0.40

Career

POINTS PER GAME (Min. 100 Points)

Player, Team	Years	Games	Points	Avg.
Thompson Usiyan, Appalachian St.	1977-80	49	255	5.20
Herb Schmidt, Rutgers	1959-61	39	180	4.62
Pete Milich, Akron.....	1960-63	48	204	4.25
Nick Papadakis, Hartwick	1963-66	43	170	3.95
Carl Gentile, St. Louis.....	1963-65	41	160	3.90
Benito Artinano, North Carolina St.	1961, 63-64	34	121	3.56
Manuel Hernandez, San Jose St.	1968-69, 71	47	165	3.51
Gerry Balassi, St. Louis.....	1960-62	43	143	3.33
Hayden Knight, Marquette.....	1976-79	44	146	3.32
Dov Marcus, Long Island	1965-67	48	156	3.25
Pat McBride, St. Louis	1963-65	41	130	3.17
Joe Casucci, Niagara	1969-72	48	150	3.13
Dale Russell, Philadelphia U.	1973-76	66	198	3.00
Ismael Perez, San Jose St.	1975-78	60	173	2.88
Len Salvemini, Air Force.....	1971-74	52	149	2.87
Kamal Khalilian, SMU	1980-82	54	153	2.83
George Nanchoff, Akron.....	1973-76	51	144	2.82
Wolde Harris, Clemson	1993-95	61	170	2.79
Fred Pereira, Brown	1974-76	45	124	2.76
Shoa Agonafer, UCLA.....	1969-72	70	192	2.74
Heikki Ritvanen, UCF.....	1996-99	69	188	2.72
Toni Siikala, Campbell.....	1992-95	60	163	2.72
Nnamdi Nwokocha, Clemson	1979-82	63	171	2.71
Roy Wegerle, South Fla.	1982-83	39	103	2.64
Dante Washington, Radford.....	1988-92	88	230	2.61

POINTS

Player, Team	Years	Games	Points
Thompson Usiyan, Appalachian St.	1977-80	49	255
Dante Washington, Radford.....	1988-92	88	230
Michael King, Fairleigh Dickinson	1982-85	91	206
Pete Milich, Akron.....	1960-63	48	204
Dale Russell, Philadelphia U.	1973-76	66	198
Ken Snow, Indiana.....	1987-90	87	196
Ole Mikkelsen, UCLA.....	1977-80	100	194
Shoa Agonafer, UCLA.....	1969-72	70	192
Sam Okpodu, North Carolina St.	1981-84	79	191
Heikki Ritvanen, UCF.....	1996-99	69	188
Siggi Eyjolfsson, UNC Greensboro.....	1995-98	87	185
Robert Ukrop, Davidson	1988-92	95	184
Brian McBride, St. Louis	1990-93	89	184
John Wolyniec, Fordham.....	1995-98	81	184
Cesidio Colasante, La Salle.....	1994-97	77	183
Steve Burks, Indiana.....	1973-76	72	182
Herb Schmidt, Rutgers	1959-61	39	180
Ismael Perez, San Jose St.	1975-78	60	173
Zenone Naitza, Marist.....	1975-78	---	171
Nnamdi Nwokocha, Clemson	1979-82	63	171
Nick Papadakis, Hartwick	1963-66	43	170
Wolde Harris, Clemson	1993-95	61	170
Bob Rohrbach, Dayton.....	1972-75	---	169
Jim Tursi, Portland	1977-80	90	167
Mike Fisher, Virginia	1993-96	94	167

GOALS PER GAME

(Min. 45 Goals)

Player, Team	Years	Games	Goals	Avg.
Herb Schmidt, Rutgers	1959-61	39	90	2.31
Thompson Usiyan, Appalachian St.	1977-80	49	109	2.22
Pete Milich, Akron	1960-63	48	85	1.77
Nick Papadakis, Hartwick	1963-66	43	76	1.77
Benito Artinano, North Carolina St.	1961, 63-64	34	57	1.68
Carl Gentile, St. Louis	1963-65	41	67	1.63
Dov Marcus, Long Island	1965-67	48	78	1.63
Ray Klivecka, Long Island	1961-63	35	55	1.57
Charlie Duccilli, Temple	1965-67	44	66	1.50
Guy Busch, Michigan St.	1965-67	36	54	1.50
Chris Ohiri, Harvard	1961-63	32	47	1.47
Manuel Hernandez, San Jose St.	1968-69,71	47	68	1.45
Tony Keyes, Michigan St.	1966-68	41	56	1.37
Heikki Ritvanen, UCF	1996-99	69	88	1.28
Len Salvemini, Air Force	1971-74	52	65	1.25
Ismael Perez, San Jose St.	1975-78	60	75	1.25
Wolde Harris, Clemson	1993-95	61	76	1.25
Trevor Harris, Michigan St.	1967-69	39	48	1.23
Dale Russell, Philadelphia U.	1973-76	66	81	1.23
Gerry Balassi, St. Louis	1960-62	43	52	1.21
Hayden Knight, Marquette	1976-79	44	52	1.18
Mike Biggs, Delaware	1968-70	40	47	1.18
Nnamdi Nwokocha, Clemson	1979-82	63	74	1.17
Ruben Nwaires, Fairleigh Dickinson	1973-76	55	63	1.15

GOALS

Player, Team	Years	Games	Goals
Thompson Usiyan, Appalachian St.	1977-80	49	109
Herb Schmidt, Rutgers	1959-61	39	90
Heikki Ritvanen, UCF	1996-99	69	88
Michael King, Fairleigh Dickinson	1982-85	91	87
Pete Milich, Akron	1960-63	48	85
Ken Snow, Indiana	1987-90	87	84
Ole Mikkelsen, UCLA	1977-80	100	82
Dante Washington, Radford	1988-92	88	82
Dale Russell, Philadelphia U.	1973-76	66	81
Dov Markus, Long Island	1965-67	48	78
Sam Okpodu, North Carolina St.	1981-84	79	78
Steve Burks, Indiana	1973-76	72	77
Nick Papadakis, Hartwick	1963-66	43	76
Shoa Agonafer, UCLA	1969-72	70	76
Robert Ukrop, Davidson	1988-92	95	76
Wolde Harris, Clemson	1993-95	61	76
Cesidio Colasante, La Salle	1994-97	77	76
Ismael Perez, San Jose St.	1975-78	60	75
Siggi Eyjolfsson, UNC Greensboro	1995-98	87	75
John Wolyniec, Fordham	1995-98	81	75
Nnamdi Nwokocha, Clemson	1979-82	63	74
David Doyle, Campbell	1983-86	75	72
Brian McBride, St. Louis	1990-93	89	72
Jeff Gaffney, Virginia	1982-85	84	69
Manuel Hernandez, San Jose St.	1975-78	47	68
Mark Erwin, Wake Forest	1980-83	83	68
Keith DeFini, Creighton	1990-93	77	68
Toni Siikala, Campbell	1992-95	60	68

ASSISTS PER GAME

(Min. 30 Assists)

Player, Team	Years	Games	Assists	Avg.
Hayden Knight, Marquette	1976-79	44	42	0.95
Pat McBride, St. Louis	1963-65	41	38	0.93
Joe Casucci, Niagara	1969-72	48	44	0.92
Gerry Balassi, St. Louis	1960-62	43	39	0.91
Jeff Baicher, Santa Clara	1989-90	43	37	0.86
Memo Arzate, UC Santa Barb.	2002-03	43	36	0.84
Aleks Mihalovic, Jacksonville	1975-78	66	54	0.82
Carmelo Rago, Eastern Ill.	1969-71	38	31	0.82
Frank Abel, Akron	1959-62	46	36	0.78
Thompson Usiyan, Appalachian St.	1977-80	49	37	0.76
Dante Washington, Radford	1988-92	88	66	0.75
Ted Rafalovich, Stanford	1978-81	85	62	0.73
Ben Ferry, George Washington	1994-98	63	45	0.71
Kevin Kullby, Wisconsin	1982-84	55	39	0.71
Pete Milich, Akron	1960-63	48	34	0.71
Todd Lindh, Wofford	1979-82	63	44	0.70
Chris Ogu, North Carolina St.	1980-83	79	55	0.70
Kamal Khalilian, SMU	1980-82	54	37	0.69
Andrew Williams, Rhode Island	1994-97	66	45	0.68
Steve Morris, Syracuse	1986-90	64	43	0.67
Fred Pereira, Brown	1974-76	45	30	0.67

Player, Team	Years	Games	Assists	Avg.
Doug Yearwood, Georgia St.	1981-84	70	46	0.66
Fred Silva, Virginia Tech	1997, 99-01	65	42	0.65
Chris Goos, UNC Greensboro	1999-02	83	53	0.64
Markku Salminen, Monmouth	1987-89	58	37	0.64
Maurizio Rocha, Connecticut	1995-98	80	51	0.64

ASSISTS

Player, Team	Years	Games	Assists
Dante Washington, Radford	1988-92	88	66
Ted Rafalovich, Stanford	1978-81	85	62
Pedro DeBrito, Connecticut	1978-81	100	59
Chris Ogu, North Carolina St.	1980-83	79	55
Mike Fisher, Virginia	1993-96	94	55
Aleks Mihalovic, Jacksonville	1975-78	66	54
Chris Goos, UNC Greensboro	1999-02	83	53
Richard Mulrooney, Creighton	1995-98	85	51
Maurizio Rocha, Connecticut	1995-98	85	51
Guillermo Jara, San Diego	1992-95	81	48
Eric Eichmann, Clemson	1983-86	88	47
Toby Taitano, San Diego	1990-93	85	47
Doug Yearwood, Georgia St.	1981-84	70	46
Aris Bogdaneis, South Fla.	1983-86	80	46
Bruce Murray, Clemson	1984-87	84	46
Sean Shapert, Indiana	1986-89	86	46
Matt Mckeon, St. Louis	1992-95	84	46
Thomas Kain, Duke	1982-85	88	45
Steve Klein, Bowling Green	1993-96	79	45
Andrew Williams, Rhode Island	1994-97	66	45
Ben Ferry, George Washington	1994-98	63	45
Joe Casucci, Niagara	1969-72	48	44
Eric Price, UC Santa Barb.	1978-82	—	44
Todd Lindh, Wofford	1979-82	63	44
Billy Owens, William & Mary	1992-95	90	44
Damian Silvera, Virginia	1992-95	98	44

SAVES PER GAME

(Min. 300 Saves)

Player, Team	Years	Games	Saves	Avg.
Dale Hetherington, Western Mich.	1973-76	50	604	12.08
Jim Mueller, New Hampshire	1970-73	38	457	12.03
Gordie Tuttle, New Hampshire	1976-79	52	507	9.75
Jim Kane, St. Bonaventure	1987-90	47	457	9.72
Dragan Radovich, St. Francis (N.Y.)	1975-78	58	532	9.17
Tom McCormack, St. John's (N.Y.)	1979-82	58	531	9.16
Nick Christou, Canisius	1992-95	57	516	9.05
Charlie Ingold, UNC Wilmington	1977-80	65	561	8.63
Howie Friedman, Boston U.	1977-79	54	460	8.52
Aaron Rhame, Valparaiso	1995-98	71	577	8.13
Jose Grave dePeralta, Wake Forest	1980-83	77	620	8.05
Tim Denman, Manhattan	1996-99	40	319	7.98
Jeff Kraft, Temple	1977-80	67	534	7.97
Dave Whitcraft, Delaware	1980, 82-84	57	441	7.74
Ken Clark, Temple	1994-97	43	325	7.56
John Ford, Canisius	1995-98	56	414	7.39
Albert Taras, Wright St.	1979-82	62	457	7.37
Stewart Beason, Virginia Tech	1982-85	63	461	7.32
John Fetzer, Wis.-Milwaukee	1973-76	55	400	7.27
Marty Guolo, Towson	1979-81	56	403	7.20
Peter Pappas, Philadelphia U.	1991-94	74	522	7.05
Michael Magno, DePaul	1990-93	47	326	6.94
Jim Dalla Riva, Creighton	1981-84	68	466	6.85
Don Tuohey, La Salle	1996-99	52	356	6.85
Carlos DeBrito, Marist	1998-01	70	477	6.81

SAVES

Player, Team	Years	Games	Saves
Jose Grave dePeralta, Wake Forest	1980-83	77	620
Dale Hetherington, Western Mich.	1973-76	50	604
Aaron Rhame, Valparaiso	1995-98	71	577
Charlie Ingold, UNC Wilmington	1977-80	65	561
Jeff Kraft, Temple	1977-80	67	534
Dragan Radovich, St. Francis (N.Y.)	1975-78	58	532
Tom McCormack, St. John's (N.Y.)	1979-82	58	531
Peter Pappas, Philadelphia U.	1991-94	74	522
Nick Christou, Canisius	1992-95	57	516
Gordie Tuttle, New Hampshire	1976-79	52	507
Chris Murphy, Holy Cross	1992-95	—	489
Brian Herr, Drexel	1994-97	71	483
David Higgins, Charlotte	1978-79, 81-82	74	481
Peter Hachaj, IPFW	2001-04	71	481
Carlos DeBrito, Marist	1998-01	70	477
John White, Radford	1978-81	—	475

Player, Team	Years	Games	Saves
Chris Doyle, Hartford.....	1998-01	80	473
Jim Dalla Riva, Creighton.....	1981-84	68	466
Stewart Beason, Virginia Tech.....	1982-85	63	461
Howie Friedman, Boston U.....	1977-79	54	460
Jim Mueller, New Hampshire.....	1970-73	38	457
Albert Taras, Wright St.....	1979-82	62	457
Jim Kane, St. Bonaventure.....	1987-90	47	457
Jaro Zawislán, Clemson.....	1990-93	88	446
Tyler Kettering, Gardner-Webb.....	2003-06	73	446

GOALS-AGAINST AVERAGE
(Min. 2,500 Minutes)

Player, Team	Years	GA	Min.	GAA
Tony Meola, Virginia.....	1988-89	11	2,922	0.34
Robert Ross, Connecticut.....	1975-79	14	3,600	0.35
Bob Willen, Virginia.....	1984-87	18	4,045	0.40
James Swanner, Clemson.....	1982-83	18	3,814	0.43
Colin Rogers, Indiana.....	1998-01	18	3,236	0.50
Chris Oswald, Indiana.....	1980-83	29	5,042	0.52
Joe Mallia, Old Dominion.....	1987-90	28	4,808	0.52
Mark Schuur, Washington.....	1979-82	29	4,700	0.56
Jon Halliwell, Evansville.....	1985-88	42	6,669	0.57
John Politis, St. Louis.....	1998-01	24	3,641	0.59
Kevin Rueda, Santa Clara.....	1987-91	20	3,027	0.60
T.J. Hannig, Indiana.....	1997-00	44	6,616	0.60
Sean Burke, Akron.....	1983-84	24	3,600	0.60
Brad Friedel, UCLA.....	1990-92	40	5,984	0.60
Adam Zapala, Stanford.....	1997-00	57	8,111	0.63
Eric Yamamoto, Santa Clara.....	1986-89	49	6,972	0.63
Kasey Keller, Portland.....	1988-91	55	7,765	0.64
Russ Fant, James Madison.....	1987-90	30	4,143	0.65
Scott Coufal, Indiana.....	1993-96	58	7,953	0.66
Chris Sawyer, Notre Dame.....	2001-04	49	6,707	0.66
Tom Zawislán, Creighton.....	1996-99	33	4,509	0.66
Bill Gaudette, St. John's (N.Y.).....	2000; 02-04	46	6,268	0.66
Jim St. Andre, Vermont.....	1986-89	57	7,762	0.66
Jay Nolly, Indiana.....	2001-04	50	6,767	0.66
Nick Rimando, UCLA.....	1997-99	31	4,193	0.67
Kevin Kane, North Carolina.....	1977-80	36	4,824	0.67

GOALKEEPER MINUTES PLAYED

Player, Team	Years	Min.
Steve McCullough, UNC Asheville/Marquette.....	1991-94	8,306:00
Adin Brown, William & Mary.....	1996-99	8,256:00
Jim Welch, Marquette.....	1995-98	8,114:00
Adam Zapala, Stanford.....	1997-00	8,111:34
Scott Coufal, Indiana.....	1993-96	7,953:00
Scott Vallow, Bowling Green.....	1995-98	7,943:29
Jaro Zawislán, Clemson.....	1990-93	7,829:00
Byron Foss, SMU.....	1998-01	7,787:00
Kasey Keller, Portland.....	1988-91	7,765:00
Jim St. Andre, Vermont.....	1986-89	7,762:00
Mark Modersohn, Missouri St.....	1997-00	7,674:00
Trey Harrington, Evansville.....	1989-92	7,669:00
Anton Nisti, UCLA.....	1986-89	7,604:00
Chris Doyle, Hartford.....	1998-01	7,558:32
Ricardo Leite, George Mason.....	1990-93	7,534:00
Adam Schuerman, Connecticut.....	2002-05	7,344:00
Matt Jordan, Clemson.....	1994-97	7,136:00
Whit Gibson, Penn St.....	1996-99	7,115:00
Jeff Causey, Virginia.....	1990-93	7,050:00
Doug Brooks, California.....	1996-99	6,996:00
Paul Wesseling, Xavier.....	1997-00	6,994:44
Kyle Krpata, Stanford.....	1989-92	6,993:00
Aidan Heaney, UNC Charlotte.....	1988-91	6,979:09
Tyler Purtill, Georgetown.....	1996-99	6,979:00
Eric Yamamoto, Santa Clara.....	1986-89	6,972:00

PLAYERS WITH 40 GOALS AND 40 ASSISTS
(Chronological Order)

Player, Team	Goals	Assists	Points	Years
Shoa Agonafer, UCLA.....	76	40	192	1969-72
Joe Casucci, Niagara.....	53	44	150	1969-72
Aleks Mihalovic, Jacksonville.....	41	54	136	1975-78
Hayden Knight, Marquette.....	52	42	146	1976-79
Dave McWilliams, Philadelphia U.....	47	43	137	1976-79
Dan McNevin, Stanford.....	43	42	128	1977-79
Pedro Debrito, Connecticut.....	43	59	145	1978-81
Ted Rafalovich, Stanford.....	45	62	152	1978-81
Chris Ogu, North Carolina St.....	51	55	157	1980-83
Doug Yearwood, Georgia St.....	59	46	164	1981-84
Tom Kain, Duke.....	51	45	147	1982-85

Player, Team	Goals	Assists	Points	Years
John Kerr, Duke.....	42	43	127	1983-86
Dan McHugh, Evansville.....	46	41	133	1983-86
Bruce Murray, Clemson.....	48	46	142	1984-87
Magnus Ramquist, Radford.....	40	41	121	1986-88
Steve Morris, Syracuse.....	43	43	129	1986-90
Sigfus Karason, South Ala.....	47	40	134	1987-90
Pearse Tormey, Clemson.....	40	41	121	1987-90
Dante Washington, Radford.....	82	66	230	1988-92
Brian McBride, St. Louis.....	72	40	184	1990-93
Guillermo Jara, San Diego.....	51	48	150	1992-95
Matt McKeon, St. Louis.....	47	46	140	1992-95
Mike Fisher, Virginia.....	56	55	167	1993-96
Andrew Williams, Rhode Island.....	52	45	149	1994-97

Miscellaneous

FASTEST GOAL, START OF GAME

Time	Player, Team	Opponent	Date
:09	Jari Takatalo, James Madison	UNC Wilmington	Oct. 12, 1996
:09	Chad Harper, San Jose St.	Stanford	Nov. 21, 1998
:09	Josh Brinkley, UAB	Belmont	Nov. 5, 1999
:09	Alecko Eskandarian, Virginia	American	Oct. 26, 2002
:09	Ryan Rich, Princeton	Yale	Nov. 13, 2004
:10	Andrew Burr, Furman	Citadel	Sept. 15, 1990
:10	John Sampers, Davidson	Charlotte	Sept. 8, 1994
:10	Jeff Alexander, Portland	Washington	Oct. 8, 1999
:11	Jeff Maddox, Akron	Northern Ill.	Oct. 12, 1997
:11	Sunday Isename, Dayton	Bowling Green	Sept. 20, 2000
:11	Alfonso DeMares, Towson	Vermont	Sept. 29, 2000
:12	Randy Sheen, Charlotte	Portland	Sept. 4, 1994
:12	Stephen Pugliese, Charlotte	Furman	Sept. 23, 1998
:12	Gregory Strohmann, Seton Hall	American	Sept. 5, 1999
:14	Matt McKeon, St. Louis	Ark.-Little Rock	Oct. 21, 1994
:15	Chris Rolfe, Dayton	Louisville	Sept. 14, 2003
:16	Dan Narzinski, Air Force	Denver	Nov. 5, 1969
:16	Mike Hylla, Indiana	St. Louis	Oct. 2, 1982
:16	Brian Kamler, Creighton	Bradley	Oct. 9, 1992
:16	John Barry Nusum, Furman	Wofford	Oct. 6, 1999
:16	Ben Stafford, Wake Forest	North Carolina St.	Oct. 9, 1999
:16	Tim Pierce, UCLA	San Diego St.	Sept. 29, 2002

FASTEST CONSECUTIVE GOALS, SAME PLAYER

Time	Player, Team	Opponent	Date
:09	Jon Hall, American	George Washington	Oct. 6, 1987
:14	Randy Wojtala, Western Mich.	Eastern Mich.	Sept. 23, 1978
:14	Keith Sawarynski, Creighton	Vanderbilt	Oct. 13, 2000
:14	Phil Swenda, Seton Hall	Providence	Oct. 15, 2000
:15	Julio Umana, UCLA	Cal St. Northridge	Oct. 16, 1994
:15	Eric Kvello, Georgetown	George Washington	Sept. 5, 1998
:17	Jorge Ferreira, Detroit	Alabama A&M	Nov. 1, 1998
:19	Dominic Conti, Oregon St.	Stanford	Oct. 6, 1995
:20	Eddie Lewis, UCLA	Davidson	Sept. 14, 1994
:20	Greg Foisie, Washington	California	Oct. 8, 2000

FASTEST THREE CONSECUTIVE GOALS, SAME PLAYER

Time	Player (Time of Goals), Team	Opponent	Date
2:15	John Stone (28:58, 30:26, 31:13), SIU Edwardsville	Ill.-Chicago	Oct. 20, 1985
3:39	Lane Knight (38:39, 40:30, 42:18), UAB	Belmont	Nov. 5, 1999
5:23	Chas Perry (20:24, 25:33, 25:47), IPFW	Bowling Green	Oct. 28, 2004
7:42	Vangel Nacovski (69:46, 74:58, 77:28), IUPUI	Loyola (Ill.)	Sept. 5, 2004
7:43	Jason Weier (17:34, 19:15, 25:17), Wis.-Green Bay	Western Mich.	Oct. 23, 1998
8:50	Robert Meschbach (5:00, 10:08, 13:50), Indiana	Cincinnati	Oct. 8, 1980
9:11	Steve Burks (2:30, 9:39, 11:41), Indiana	Indiana St.	Oct. 6, 1973
10:32	Gavin Glington (47:14, 56:24, 57:46), Bradley	Oral Roberts	Sept. 23, 2000
10:41	Pat McGauley (45:41, 46:29, 56:22), Indiana	Northwestern	Sept. 23, 1983
11:17	Tim Walters (42:20, 50:39, 53:37), Indiana	Ball St.	Oct. 31, 1979
11:38	Matt Taylor (75:25, 80:45, 87:03), UCLA	Penn St.	Dec. 7, 2002
15:14	Ken Snow (3:28, 17:50, 18:42), Indiana	Cleveland St.	Oct. 14, 1988

Time	Player (Time of Goals), Team	Opponent	Date
16:04	Ken Snow (19:20, 22:41, 35:24), Indiana	Harvard	Sept. 24, 1989
18:38	Nick Lessard (32:43, 39:05, 51:21), Wis.-Green Bay	Cleveland St.	Oct. 19, 2000
19:15	Joshua Okoampa (32:43, 39:05, 51:21), Wis.-Green Bay	Cleveland St.	Nov. 1, 2003
20:53	Martin Rey (11:01, 28:57, 31:54), UAB	Belmont	Nov. 5, 1999
37:38	Ryan Mitchell (6:22, 22:00, 44:00), Sacramento St.	Pacific	Oct. 24, 1999

CONSECUTIVE GAMES WITH AT LEAST ONE GOAL

No.	Player, Team	From	To
16	Pete Milich, Akron	Sept. 23, 1961	Oct. 6, 1962
14	Peter Byaruhanga, UAB	Sept. 26, 1999	Nov. 27, 1999
13	Chris Ohiri, Harvard	Nov. 10, 1962	Nov. 22, 1963
12	Rob Friend, UC Santa Barb.	Nov. 2, 2001	Oct. 4, 2002
11	Nnamdi Nwokocho, Clemson	1980	1981
11	Heikki Ritvanen, UCF	Sept. 26, 1999	Nov. 4, 1999
11	Chris Carrieri, North Carolina	Sept. 27, 2000	Nov. 5, 2000
11	Alecko Eskandarian, Virginia	Sept. 28, 2002	Nov. 14, 2002
10	Jimmy Dowell, Tulsa	Sept. 23, 1994	Oct. 25, 1994
9	Andy Demori, Clemson	1969	1970
9	Fred Pereira, Brown	1976	1976
9	Jimmy Glenn, Clemson	1993	1993
9	Wolde Harris, Clemson	1993	1993
9	Duncan Horner, Akron	Oct. 10, 1993	Sept. 3, 1994
9	Darren Eales, Brown	1994	1994
9	Clint Mathis, South Carolina	Sept. 3, 1997	Oct. 8, 1997
9	Orest Grechka, Hartwick	Oct. 25, 1997	Sept. 14, 1998
9	Caleb Norkus, North Carolina	Sept. 27, 2000	Oct. 25, 2000

CONSECUTIVE SHUTOUT MINUTES

No.	Player, Team	From	To
900:00	Randy Phillips, SMU	Sept. 27, 1980	Nov. 5, 1980
898:03	David Cappuccio, Colgate	Sept. 23, 2005	Oct. 21, 2006
891:25	Tony Meola, Virginia	Sept. 18, 1988	Nov. 6, 1988
851:00	Chris Snitko, UCLA	Sept. 6, 1993	Oct. 17, 1993
846:00	Alex Maslow, Furman	Oct. 2, 2002	Dec. 1, 2002
829:58	Bob Willen, Virginia	Sept. 2, 1987	Oct. 4, 1987
763:28	Adam Zapala, Stanford	Sept. 15, 1997	Oct. 19, 1997
748:36	Bill Wahl, Akron	Oct. 12, 1997	Nov. 9, 1997
748:07	Ken Bernstein, George Mason	Sept. 9, 1981	Oct. 10, 1981
741:00	Kevin Hartman, UCLA	Sept. 29, 1995	Sept. 15, 1996
729:15	Jim St. Andre, Vermont	Sept. 9, 1988	Oct. 1, 1988
721:55	Mike Valenti, Marist	Sept. 29, 2004	Oct. 31, 2004
714:59	Bob Willen, Virginia	Sept. 28, 1986	Nov. 16, 1986
709:31	Chris Humphreys, San Jose St.	Sept. 1, 2000	Sept. 23, 2000
663:00	Brian Steckroth, Navy	Sept. 9, 2000	Oct. 27, 2001
660:00	John Howard, SMU	August 29, 1990	Sept. 19, 1990
643:42	Barry Purcell, James Madison	Sept. 2, 1996	Oct. 2, 1996

Annual Individual Champions

Points Per Game

Season	Player, Team	Cl.	G	GO	A	P	Avg.
1998	John Wolyniec, Fordham	Sr.	20	25	10	60	3.00
1999	Conor Casey, Portland	Fr.	18	23	7	53	2.94
2000	Chris Carrieri, North Carolina	Jr.	24	25	14	64	2.67
2001	Dipsy Selolwane, St. Louis	Sr.	20	25	4	54	2.70
2002	Chris Goos, UNC Greensboro	Sr.	22	20	20	60	2.73
2003	Joseph Ngwenya, Coastal Caro.	Sr.	22	21	14	56	2.55
2004	Ryan Pore, Tulsa	Jr.	23	22	11	55	2.39
2005	Willy Guadarrama, Campbell	So.	20	21	4	46	2.30
2006	Charlie Davies, Boston College	Jr.	16	15	6	36	2.25

Goals-Against Average

Season	Player, Team	Cl.	G	MIN	GA	GAA
1998	T.J. Hannig, Indiana	Jr.	25	2,251	11	0.44
1999	Tom Wunk, UMBC	So.	13	1,045	4	0.34
2000	Adam Zapala, Stanford	Sr.	22	1,994	10	0.45
2001	Greg Raber, Kentucky	Jr.	16	1,137	5	0.40
2002	Robby Fulton, Stanford	So.	18	1,681	8	0.43
2003	Stefan Gonet, Binghamton	Fr.	22	2,125	9	0.38
2004	Chris Sawyer, Notre Dame	Sr.	19	1,772	9	0.46
2005	Grant Fernstrum, Wis.-Milwaukee	Fr.	16	1,544	8	0.47
2006	Joe Zimka, Northern Ill.	So.	15	1,304	3	0.21

Goals Per Game

Season	Player, Team	Cl.	G	GO	Avg.
1998	Andrew Mittendorf, Lehigh	Sr.	18	24	1.33
1999	Conor Casey, Portland	Fr.	18	23	1.28
2000	Jason Thompson, Eastern Ill.	Fr.	19	21	1.11
2001	Dipsy Selolwane, St. Louis	Sr.	20	25	1.25
2002	Alecko Eskandarian, Virginia	Jr.	20	25	1.25
2003	Joseph Ngwenya, Coastal Caro.	Jr.	22	21	0.95
2004	Alex Harrison, Central Conn. St.	So.	16	17	1.06
2005	Willy Guadarrama, Campbell	So.	20	21	1.05
2006	Joseph Lapira, Notre Dame	Jr.	23	22	0.96

Saves Per Game

Season	Player, Team	Cl.	G	SV	Avg.
1998	Dany Estupinan, St. Peter's	Jr.	14	126	9.00
1999	Don Tuohey, La Salle	Sr.	18	139	7.72
2000	Mike Cardenas, Boston U.	So.	9	68	7.56
2001	Carlos DeBrito, Marist	Sr.	16	127	7.94
2002	Stash Graham, La Salle	So.	19	156	8.21
2003	Collin Leaver, Manhattan	Fr.	15	125	8.33
2004	Peter Hachaj, IPFW	Sr.	18	128	7.11
2005	Donnie Henderson, Centenary (La.)	So.	16	115	7.19
2006	Filipe Carvalho, Georgia St.	So.	15	96	6.40

Assists Per Game

Season	Player, Team	Cl.	G	A	Avg.
1998	Federico Arroyo, Cal St. Northridge	Jr.	17	16	0.94
1999	Mike Popovic, Jacksonville	Jr.	16	15	0.94
2000	Anders Hoyem, Northeastern	Jr.	18	12	0.67
	Todd Lauber, Towson	Jr.	18	12	0.67
2001	Jarett Park, Syracuse	Fr.	15	14	0.93
2002	Chris Goos, UNC Greensboro	Sr.	22	20	0.91
2003	Memo Arzate, UC Santa Barb.	Sr.	22	18	0.82
2004	Hunter Freeman, Virginia	Jr.	24	21	0.88
2005	Jorden Holder, Central Conn. St.	Sr.	17	13	0.76
2006	Yan Klukowski, Central Conn. St.	So.	15	11	0.73

Save Percentage*

Season	Player, Team	Cl.	G	SV	GA	Pct.
2005	Tally Hall, San Diego St.	Jr.	19	80	10	.889
2006	Joe Zimka, Northern Ill.	So.	15	64	3	.955

*Category added in 2005

Team Records

Official NCAA Division I men's soccer records began with the 1959 season and are based on information submitted to the NCAA statistics service by institutions participating in the statistics rankings. Annual champions started in the 1998 season, which was the first year the NCAA compiled weekly leaders. In statistical rankings, the rounding of percentages and/or averages may indicate ties where none exist. In these cases, the numerical order of the rankings is accurate.

Scoring

POINTS

Game
57—Sacramento St. vs. Pacific Union, Sept. 24, 2006

GOALS

Game
24—Cleveland St. vs. Wright St., Oct. 16, 1974
Season
139—San Francisco, 1979 (27 games)

SCORING AVERAGE

Season
6.77—St. Louis, 1964 (88 goals in 13 games)

ASSISTS

Game
21—Northern Ill. vs. Valparaiso, Oct. 9, 1971

FASTEST CONSECUTIVE GOALS BY SAME TEAM

:09—American (John Hall, both goals) vs. George Washington, Oct. 6, 1987

FASTEST THREE CONSECUTIVE GOALS, SAME TEAM

1:02—Indiana (Rudy Glenn [15:53], then Steve Burks [16:23], then Hudson Fortune [16:55]) vs. Earlham, Nov. 3, 1976

FASTEST CONSECUTIVE GOALS BY OPPOSING TEAMS

:03—UC Santa Barb. (Aaron Wellman), then UCLA (Seth George), Nov. 6, 1998

Defense

SAVES

Game
44—Fairleigh Dickinson vs. New York U., 1959
Season
251—St. Bonaventure, 1988 (20 games)

SAVES PER GAME

Season
19.00—Bucknell, 1964 (228 in 12 games)

SAVE PERCENTAGE

Season
.908—Ill.-Chicago, 2006 (8 GA, 79 saves)

GOALS-AGAINST AVERAGE

Season
0.24—Evansville, 1990 (7 GA in 2,580 min.)

SHUTOUTS

Season
20—Evansville, 1990 (27 games)

SHUTOUT PERCENTAGE

Season
.783—Indiana, 1979 (18 in 23 games)

Miscellaneous

CONSECUTIVE WINS

25—Navy, 1964 to 1965

CONSECUTIVE GAMES WITHOUT A LOSS

46—Indiana, Sept. 4, 1983 to Nov. 9, 1984 (includes 6 ties)

CONSECUTIVE HOME WINS

39—Tulsa, 1988 to 1992

CONSECUTIVE HOME GAMES WITHOUT A LOSS

39—Tulsa, 1988 to 1992

CONSECUTIVE CONFERENCE WINS (includes conference tournaments)

35—Appalachian St., 1977 to 1982

CONSECUTIVE CONFERENCE GAMES WITHOUT A LOSS (includes conference tournaments)

46—Furman, Sept. 23, 1999, to Oct. 7, 2003 (includes 3 ties)

CONSECUTIVE SHUTOUTS

11—Furman, Oct. 9, 2002, to Nov. 27, 2002

WINS IN A SEASON

25—San Francisco, 1977 (25-4-1)

TIES IN A SEASON

9—Providence, 2005 (7-4-9)

0-0 TIES IN A SEASON

4—Colgate, 2006

OVERTIME GAMES IN A SEASON

11—St. Louis, 2003 (7-1-3 in overtime games, 15-4-3 overall)

CONSECUTIVE WINNING SEASONS

40—UCLA, 1967 to present

MOST-IMPROVED WON-LOST RECORD

11½—South Ala., 1980 (1-11-0) to 1981 (15-2-2); San Jose St., 1999 (7-11-2) to 2000 (20-1-1)

Team Leaders

Game

POINTS

No.	Team vs. Opponent	Date
57	Sacramento St. vs. Pacific Union	Sept. 24, 2006
55	Indiana vs. Indiana St.	Sept. 25, 1976
54	Bowling Green vs. Findlay	Sept. 8, 1982
51	Northern Ill. vs. Valparaiso	Oct. 9, 1971
50	Wake Forest vs. St. Andrews	Sept. 16, 1983
49	Central Conn. St. vs. Md.-East Shore	Sept. 23, 1995
48	Cleveland St. vs. Wright St.	Oct. 16, 1974
48	Charlotte vs. West Va. Tech	Sept. 16, 1987
48	Centenary (La.) vs. Wiley	Oct. 23, 2002
47	Stetson vs. Southeastern Bible	Sept. 19, 1974
47	Furman vs. Wofford	Oct. 12, 1974
47	Air Force vs. Regis (Colo.)	Oct. 1, 1977
46	San Francisco vs. St. Mary's (Cal.)	1979
46	Tulsa vs. Nicholls St.	Sept. 9, 1990
45	Charlotte vs. UNC Asheville	Sept. 4, 1981

GOALS

No.	Team vs. Opponent	Date
24	Cleveland St. vs. Wright St.	Oct. 16, 1974
23	San Francisco vs. St. Mary's (Cal.)	1979
21	Bowling Green vs. Findlay	Sept. 8, 1982
20	Sacramento St. vs. Pacific Union	Sept. 24, 2006
19	Temple vs. Rutgers-Camden	1963
19	Indiana vs. Indiana St.	Sept. 25, 1976
18	Furman vs. Wofford	Oct. 12, 1974
18	Brown vs. Boston U.	1974
18	Clemson vs. Flagler	Oct. 31, 1976

18	Charlotte vs. West Va. Tech	Sept. 16, 1987
17	San Jose St. vs. Pacific	1968
17	Niagara vs. Canisius	1970
17	Stetson vs. Southeastern Bible	Sept. 19, 1974
17	Air Force vs. Regis (Colo.)	Oct. 1, 1977
17	UCLA vs. Loyola Marymount	1977
17	Stanford vs. Sonoma St.	Oct. 20, 1978
17	Wake Forest vs. St. Andrews	Sept. 16, 1983
17	Central Conn. St. vs. Md.-East Shore	Sept. 23, 1995
17	Centenary (La.) vs. Wiley	Oct. 23, 2002

ASSISTS

No.	Team vs. Opponent	Date
21	Northern Ill. vs. Valparaiso	Oct. 9, 1971
17	Central Conn. St. vs. Md.-East Shore	Sept. 23, 1995
17	Sacramento St. vs. Pacific Union	Sept. 24, 2006
16	Wake Forest vs. St. Andrews	Sept. 16, 1983
16	Detroit vs. Alabama A&M	Nov. 1, 1998
16	UAB vs. Belmont	Nov. 5, 1999
15	Charlotte vs. UNC Asheville	Sept. 4, 1981
14	Coastal Caro. vs. Armstrong Atlantic	Oct. 14, 1986
14	Detroit vs. Aquinas	Oct. 13, 1988
14	Tulsa vs. Nicholls St.	Sept. 9, 1990
14	South Carolina vs. Appalachian St.	Sept. 22, 1991
14	Centenary (La.) vs. Wiley	Oct. 23, 2002
13	Northern Ill. vs. Ball St.	Oct. 23, 1971
13	Stetson vs. Southeastern Bible	Oct. 19, 1974
13	Air Force vs. Regis (Colo.)	Oct. 1, 1977
13	Notre Dame vs. St. Joseph's (Ind.)	Sept. 18, 1978
13	Santa Clara vs. Pacific	Nov. 7, 1979
13	Charleston So. vs. Lander	Sept. 27, 1980
13	Washington vs. Gonzaga	Sept. 19, 1987
13	Northern Ill. vs. Ill.-Chicago	Oct. 24, 1989

No.	Team vs. Opponent	Date
13	Charleston So. vs. Johnson & Wales (R.I.)	Oct. 18, 1996
13	Bowling Green vs. Western Mich.	Nov. 3, 1996
13	Hofstra vs. Temple	Sept. 15, 1998
13	UAB vs. Alabama A&M	Sept. 26, 1999

SAVES

No.	Team vs. Opponent	Date
44	Fairleigh Dickinson vs. New York U.	1959
37	Western Mich. vs. Evansville	Sept. 21, 1977
35	Western Mich. vs. Spring Arbor	Oct. 11, 1975
34	Wright St. vs. Oberlin	Oct. 18, 1969
34	Boston U. vs. Babson	Sept. 30, 1972
34	East Caro. vs. North Carolina St.	Sept. 14, 1980
34	Wake Forest vs. Guilford	Nov. 2, 1980
33	Bucknell vs. Cornell	Oct. 14, 1961
30	Air Force vs. North Carolina	Oct. 1, 1965
30	Air Force vs. Benedictine	Oct. 3, 1965
29	Western Mich. vs. Michigan St.	Oct. 20, 1971
28	Bowling Green vs. Akron	Oct. 8, 1968
28	Northern Ill. vs. SIU Edwardsville	Oct. 12, 1974
28	South Carolina vs. Appalachian St.	Oct. 29, 1978
28	Temple vs. Penn St.	1994

FASTEST CONSECUTIVE GOALS, SAME TEAM

Time	Players, Team	Opponent	Date
:09	Jon Hall (both), American	George Washington	Oct. 6, 1987
:10	Armando Betancourt and Manual Gorrity, Indiana	Purdue	Sept. 11, 1980
:12	Mike Freitag and Tim Walters, Indiana	Ball St.	Sept. 24, 1976
:12	Nick Brown and Rob Nabb, Western Mich.	Goshen	Sept. 7, 1990
:12	Miles Dowiak and Chad Porter, Pittsburgh	Seton Hall	Sept. 24, 2000
:14	Randy Wojtala (both), Western Mich.	Eastern Mich.	Sept. 23, 1978
:14	Pat McGauley and Robert Meschbach, Indiana	Dayton	Nov. 7, 1980
:14	Keith Sawarynski (both), Creighton	Vanderbilt	Oct. 13, 2000
:14	Phil Swenda (both), Seton Hall	Providence	Oct. 15, 2000
:15	Julio Umana (both), UCLA	Cal St. Northridge	Oct. 16, 1994
:15	Eric Kvello (both), Georgetown	George Washington	Sept. 5, 1998
:17	Doug Barry and Lief Vittitoe, San Diego	Santa Clara	Oct. 7, 1994
:17	Jorge Ferreira (both), Detroit	Alabama A&M	Nov. 1, 1998
:18	Steve Burks and Charlie Fajkus, Indiana	Indiana St.	Sept. 25, 1976
:18	Joe Archer and Tim Walters, Indiana	Earlham	Nov. 3, 1976
:18	Ronnie Weis and Frank Velez, Tulsa	Bradley	Oct. 11, 1991
:18	Chris Sawicki and John Macdonald, California	Harvard	Oct. 3, 1999

FASTEST THREE CONSECUTIVE GOALS, SAME TEAM

Time	Team, Players, Time of Goals	Opponent	Date
1:02	Indiana (Rudy Glenn [15:53], then Steve Burks [16:23], then Hudson Fortune [16:55])	Earlham	Nov. 3, 1976
1:12	SIU Edwardsville (Tim Guelker [68:36], then Mark Downar [69:10], then Don Ebert [69:48])	Mo.-St. Louis	Oct. 1, 1978
1:16	Indiana (Armando Betancourt [60:40], then Manuel Gorrity [60:50], then Sashi Roy [61:56])	Purdue	Sept. 11, 1980
1:33	Indiana (Pat McGauley [7:14], then Armando Betancourt [8:17], then Gregg Thompson [8:47])	Ball St.	Oct. 28, 1981
1:33	Indiana (Rod Castro [44:56], then Pat McGauley [45:41], then McGauley [46:29])	Northwestern	Sept. 23, 1983
1:46	UMKC (Drew Perkins [23:36], then John Clark [24:08], then Larry Scheller [25:22])	Valparaiso	Oct. 12, 2001
1:51	Indiana (Manuel Gorrity [80:44], then Gorrity [81:30], then Dave Boncek [82:35])	Louisville	Oct. 26, 1983
1:54	Indiana (Robert Meschbach [3:06], then Pat McGauley [4:35], then Meschbach [5:00])	Cincinnati	Oct. 8, 1980
2:15	SIU Edwardsville (John Stone, all three goals [28:58, 30:26, 31:13])	Ill.-Chicago	Oct. 20, 1985
2:54	Bradley (Gavin Glinton [75:43], then Matt Horner [77:30], then Glinton [78:37])	Vanderbilt	Oct. 6, 2000

Time	Team, Players, Time of Goals	Opponent	Date
3:22	UNC Greensboro (Randi Patterson [2:54], then Egill Atlason [3:37], then Patterson [6:16])	Wofford	Oct. 19, 2004
3:39	UAB (Lane Knight, all three goals [38:39, 40:30, 42:18])	Belmont	Nov. 5, 1999
5:23	IPFW (Chas Perry, all three goals [20:24, 25:33, 25:47])	Bowling Green	Oct. 28, 2004
7:29	Sacramento St. (Don Finley [20:31], then Rene Schmidt [22:42], then Jerrus Roxas [28:00])	UC Santa Barb.	Oct. 31, 1997

FASTEST CONSECUTIVE GOALS, OPPOSING TEAMS

Time	First Goal	Second Goal	Date
:03	Aaron Wellman, UC Santa Barb.	Seth George, UCLA	Nov. 6, 1998
:05	Bryan Gibbs, Drury	Pedro Delgado, Evansville	Oct. 4, 1998
:05	Ramiro Arredondo, California	Brett Konley, Michigan St.	Sept. 19, 1999
:07	Frank D'Andrea, Quinnipiac	Francesco Cartiera, Sacred Heart	Oct. 29, 1999
:08	Chris Doré, Bowling Green	Koen Kuiken, Xavier	Sept. 19, 1999
:11	Bryan Namoff, Bradley	Marcos Cabrera, Belmont	Oct. 8, 2000
:12	Grant Schick, Santa Clara	Jim Clarke, Portland	Oct. 9, 1993
:13	Dennis O'Connell, Delaware	Adam Lowe, Towson	Oct. 10, 1998
:16	Mansour Ndiaye, Connecticut	Danny Horan, Boston College	Sept. 30, 1998
:18	McKinley Tennyson, UCLA	David Beck, Butler	Sept. 12, 1999
:19	Andy Crouch, Xavier	Fred Silva, Virginia Tech	Oct. 29, 2000
:22	Jason Cropley, Maryland	David Beck, Butler	Sept. 5, 1999
:22	Marcos Cabrera, Belmont	Justin Arabadjief, Bradley	Oct. 8, 2000
:22	Bobby Thompson, Boston College	Ben Jefferson-Dow, Georgetown	Sept. 28, 2002
:22	Scott Jefferson, San Diego	Ryan Valdez, UCLA	Nov. 13, 2003

Season

SCORING AVERAGE

Team	Year	Games	No.	Avg.
St. Louis	1964	13	88	6.77
St. Louis	1963	14	94	6.71
San Jose St.	1968	15	99	6.60
St. Louis	1959	12	71	5.92
Akron	1960	11	63	5.73
Clemson	1973	17	97	5.71
St. Louis	1962	13	73	5.62
Long Island	1965	14	77	5.50
Northern Ill.	1971	10	53	5.30
Akron	1961	14	73	5.21
UCLA	1969	16	83	5.19
San Francisco	1979	27	139	5.15
Jacksonville	1969	16	82	5.13
South Ala.	1981	19	97	5.11
Marist	1982	14	71	5.07
Eastern Ill.	1969	15	76	5.07
UCLA	1970	17	86	5.06
Long Island	1966	17	85	5.00
Clemson	1976	21	103	4.90
Air Force	1964	10	49	4.90

GOALS

Team	Year	Games	Goals
San Francisco	1979	27	139
Notre Dame	1978	25	116
Clemson	1976	21	103
San Jose St.	1968	15	99
Notre Dame	1979	31	99
Clemson	1973	17	97
South Ala.	1981	19	97
UCLA	1971	20	96
Clemson	1993	24	96
St. Louis	1963	14	94
Indiana	1976	20	94
Connecticut	1979	26	93
Evansville	1985	24	93
Notre Dame	1981	22	92
South Fla.	1983	20	92
UNC Greensboro	1998	25	91
Stanford	1978	22	90
Fairleigh Dickinson	1983	24	90
St. Louis	1964	13	88
Indiana	1979	23	88
Charlotte	1979	24	88

Team	Year	Games	Goals
Indiana.....	1983	26	88
James Madison.....	1994	25	88

GOALS-AGAINST AVERAGE
(Min. 1,200 Minutes)

Team	Year	GA	Min.	GAA
Evansville.....	1990	7	2,580	0.24
Indiana.....	1979	6	2,130	0.25
George Mason.....	1982	7	1,800	0.35
Clemson.....	1983	8	2,010	0.36
Ill.-Chicago.....	2006	8	1,994	0.36
Indiana.....	2001	9	2,177	0.37
Binghamton.....	2003	9	2,125	0.38
Clemson.....	1973	7	1,575	0.40
Indiana.....	1998	11	2,373	0.42
Wisconsin.....	1995	11	2,340	0.42
South Carolina.....	1987	10	2,100	0.43
Stanford.....	2000	10	2,065	0.44
Santa Clara.....	1989	11	2,250	0.44
St. John's (N.Y.).....	2002	10	2,036	0.44
Washington.....	1980	9	1,800	0.45
Notre Dame.....	2004	9	1,792	0.45
Monmouth.....	2006	10	1,986	0.45
Clemson.....	1982	10	1,980	0.45
Fairleigh Dickinson.....	1984	11	2,160	0.46
Clemson.....	1998	11	2,160	0.46
Fairleigh Dickinson.....	2006	9	1,758	0.46
Creighton.....	1999	9	1,712	0.47
Boston College.....	2004	10	1,897	0.47
Lehigh.....	2006	10	1,884	0.48
Washington.....	1992	11	2,070	0.48

SAVES PER GAME

Team	Year	Games	Saves	Avg.
Bucknell.....	1964	12	228	19.00
New Hampshire.....	1970	10	162	16.20
Bowling Green.....	1972	12	190	15.83
Western Mich.....	1975	12	187	15.58
Northern Ill.....	1974	10	147	14.70
Boston U.....	1972	15	195	13.00
DePaul.....	1987	18	230	12.77
St. Bonaventure.....	1988	20	251	12.55
Wis.-Milwaukee.....	1976	15	187	12.47
James Madison.....	1971	13	162	12.46
Campbell.....	1978	15	184	12.27
George Mason.....	1971	14	171	12.21
New Hampshire.....	1977	15	181	12.07
Clemson.....	1968	13	142	10.92
Wake Forest.....	1983	21	228	10.86
East Caro.....	1980	22	239	10.86
Delaware.....	1982	16	171	10.69
Clemson.....	1969	12	128	10.67
Boston College.....	1977	16	170	10.63
Charleston So.....	1979	16	168	10.50

SAVES

Team	Year	Games	No.
St. Bonaventure.....	1988	20	251
East Caro.....	1980	22	239
DePaul.....	1987	18	230
Bucknell.....	1964	12	228
Wake Forest.....	1983	21	228
Northwestern.....	1984	18	223
VCU.....	1980	21	217
Wake Forest.....	1980	21	217
Charlotte.....	1980	21	213
VCU.....	1982	20	207
UAB.....	1984	19	196
Boston U.....	1972	15	195
Boston U.....	1979	21	193
Bowling Green.....	1972	12	190
St. Francis (N.Y.).....	1990	20	189
St. Peter's.....	1998	20	189
Western Mich.....	1975	12	187
Wis.-Milwaukee.....	1976	15	187
Campbell.....	1978	15	184
Charlotte.....	1979	24	183

SAVE PERCENTAGE

Team	Year	Games	Saves	GA	Pct.
Ill.-Chicago.....	2006	21	79	8	.908
Bradley.....	1998	18	126	13	.906

Team	Year	Games	Saves	GA	Pct.
Towson.....	2006	20	113	13	.897
Monmouth.....	2006	21	78	10	.886
Fairleigh Dickinson.....	2006	18	67	9	.882
George Mason.....	2006	21	102	14	.879
San Diego St.....	2005	19	80	11	.879
California.....	2005	21	90	13	.874
Lehigh.....	2006	20	69	10	.873
New Hampshire.....	2006	20	82	12	.872
Northern Ill.....	2006	22	102	15	.872
Boston U.....	2006	19	77	12	.865
Colgate.....	2006	17	74	12	.860
UNLV.....	1984	21	79	13	.859
West Virginia.....	2006	21	91	15	.858
Lehigh.....	2005	16	64	11	.853
SMU.....	2006	23	81	14	.853
Akron.....	2005	23	69	12	.852
Richmond.....	2006	21	20	113	.850
Wis.-Milwaukee.....	2005	23	98	18	.845

SHUTOUT PERCENTAGE

Team	Year	Games	No.	Pct.
Indiana.....	1979	23	18	.783
Virginia.....	1988	22	17	.773
Evansville.....	1990	27	20	.741
Eastern Ill.....	1981	23	17	.739
Binghamton.....	2003	22	16	.730
Portland.....	1988	22	16	.727
Stanford.....	2000	22	16	.727
George Mason.....	1982	21	15	.714
Clemson.....	1983	21	15	.714
San Francisco.....	1986	24	17	.708
UCLA.....	2005	20	14	.700
UCLA.....	1989	23	16	.696
Indiana.....	2001	23	16	.696
Furman.....	2002	23	16	.696
UCLA.....	2003	23	16	.696
Virginia.....	1987	22	15	.682
Charlotte.....	1991	22	15	.682
Wisconsin.....	1995	25	17	.680
Indiana.....	1998	25	17	.680
Washington.....	1980	21	14	.667
Clemson.....	1982	21	14	.667
James Madison.....	1988	21	14	.667
St. Louis.....	1988	24	16	.667
Albany (N.Y.).....	2004	18	12	.667
Connecticut.....	2005	21	14	.667

SHUTOUTS

Team	Year	Games	Shutouts
Evansville.....	1990	27	20
Indiana.....	1979	23	18
San Francisco.....	1978	29	17
Eastern Ill.....	1981	23	17
San Francisco.....	1986	24	17
Virginia.....	1988	22	17
Wisconsin.....	1995	25	17
Indiana.....	1998	25	17
Portland.....	1988	22	16
St. Louis.....	1988	24	16
UCLA.....	1989	23	16
Stanford.....	2000	22	16
Indiana.....	2001	23	16
Furman.....	2002	23	16
Binghamton.....	2003	22	16
UCLA.....	2003	23	16
George Mason.....	1982	21	15
Clemson.....	1983	21	15
South Carolina.....	1985	24	15
Virginia.....	1987	22	15
Charlotte.....	1991	22	15
James Madison.....	1995	24	15
St. John's (N.Y.).....	1997	24	15
Stanford.....	1998	25	15
Indiana.....	1999	24	15
Connecticut.....	2000	25	15
UC Santa Barb.....	2004	25	15
Akron.....	2005	23	15

Miscellaneous

CONSECUTIVE WINS

No.	Team	From	To
25	Navy.....	1964	1965
24	St. Louis.....	1970	1971
23	Indiana.....	Sept. 2, 1997	Dec. 7, 1997
21	Portland.....	Sept. 3, 1988	Nov. 27, 1988
21	SMU.....	Aug. 31, 2001	Dec. 8, 2001
20	Notre Dame.....	Sept. 20, 1977	Oct. 1, 1978
20	Evansville.....	Sept. 16, 1990	Dec. 2, 1990
19	St. Louis.....	1969	1970
19	Creighton.....	Sept. 4, 1991	Nov. 7, 1991
19	Wis.-Milwaukee.....	Sept. 7, 2002	Nov. 23, 2002
18	SMU.....	Oct. 20, 1978	Oct. 28, 1979
18	George Mason.....	Sept. 4, 1982	Nov. 12, 1982
18	Columbia.....	1983	1983
17	Connecticut.....	Sept. 10, 1980	Nov. 9, 1980
17	South Ala.....	Sept. 1987	Nov. 1987
17	Virginia.....	Nov. 6, 1992	Oct. 6, 1993

CONSECUTIVE GAMES WITHOUT A LOSS

No.	Team	From	To
46	Indiana.....	Sept. 4, 1983	Nov. 9, 1984
45	St. Louis.....	1969	1971
39	UCLA.....	Sept. 29, 1985	Nov. 16, 1986
38	Santa Clara.....	Oct. 17, 1988	Sept. 26, 1990
35	Philadelphia U.....	1968	1971
33	Virginia.....	Oct. 29, 1994	Dec. 3, 1995
32	Virginia.....	Sept. 25, 1991	Oct. 21, 1992
29	Washington.....	Sept. 11, 1983	Oct. 17, 1984
28	Navy.....	1964	1965
28	Connecticut.....	Sept. 10, 1980	Oct. 2, 1980
26	Brown.....	1966	1968
26	Evansville.....	Sept. 26, 1990	Dec. 2, 1990
23	Evansville.....	Sept. 1, 1985	Nov. 10, 1985
23	Indiana.....	Sept. 2, 1997	Dec. 7, 1997
23	Indiana.....	Sept. 18, 2003	Sept. 18, 2004

CONSECUTIVE HOME WINS

(Includes conference and NCAA tournaments)

No.	Team	From	To
39	Tulsa.....	1988	1992
30	UCLA.....	Sept. 22, 1996	Nov. 1, 1998
27	Indiana.....	Oct. 18, 1996	Sept. 3, 1999
23	Philadelphia U.....	Nov. 2, 1968	Sept. 26, 1972
23	Oneonta St.....	Oct. 28, 1970	Dec. 1, 1973
23	Virginia.....	Sept. 14, 1983	Nov. 25, 1984
23	Virginia.....	Sept. 2, 1987	Nov. 20, 1988
22	St. Louis.....	1968	1972
22	Notre Dame.....	Sept. 20, 1977	Nov. 11, 1978
22	Old Dominion.....	Nov. 23, 2002	Nov. 23, 2004
21	SMU.....	Sept. 15, 2000	Dec. 8, 2001
20	Clemson.....	Nov. 10, 1971	Nov. 6, 1974
20	Notre Dame.....	Sept. 4, 1987	Sept. 22, 1989
20	Virginia.....	Oct. 29, 1994	Aug. 31, 1996
20	Furman.....	Sept. 4, 1996	Nov. 12, 1997
20	Ill.-Chicago.....	Oct. 19, 1997	Sept. 27, 2000

CONSECUTIVE HOME GAMES WITHOUT A LOSS

(Includes conference and NCAA tournaments)

No.	Team	From	To
39	Tulsa.....	1988	1992
38	Indiana.....	Sept. 10, 1982	Sept. 6, 1985
36	Indiana.....	Sept. 3, 1989	Sept. 5, 1992
30	Indiana.....	Nov. 5, 1975	Oct. 29, 1978
30	UCLA.....	Sept. 22, 1996	Nov. 1, 1998
30	Indiana.....	Oct. 20, 2001	Oct. 15, 2004
28	St. Louis.....	2000	2003
27	Indiana.....	Oct. 18, 1996	Sept. 3, 1999
25	UAB.....	Oct. 17, 1993	Oct. 6, 1996
23	Philadelphia U.....	Nov. 2, 1968	Sept. 26, 1972
23	Virginia.....	Sept. 14, 1983	Nov. 25, 1984
23	Virginia.....	Sept. 2, 1987	Nov. 20, 1988
22	St. Louis.....	1968	1972
22	Notre Dame.....	Sept. 20, 1977	Nov. 11, 1978
22	Old Dominion.....	Nov. 23, 2002	Nov. 23, 2004

CONSECUTIVE CONFERENCE WINS

(Includes conference tournaments)

No.	Team	From	To
35	Appalachian St.....	1977	1982
28	Indiana.....	Nov. 17, 1996	Nov. 13, 2000
23	Clemson.....	Oct. 15, 1972	Nov. 7, 1976
22	Akron.....	Sept. 30, 1990	Oct. 21, 1994
22	Furman.....	Nov. 5, 2002	Oct. 7, 2003
20	UCLA.....	Oct. 7, 1994	Oct. 12, 1997
20	Furman.....	Sept. 23, 1999	Nov. 2, 2000
18	James Madison.....	Nov. 5, 1992	Oct. 15, 1994
17	Harvard.....	Oct. 11, 1969	Oct. 29, 1971
17	Evansville.....	Oct. 1989	Sept. 1991
15	Columbia.....	Sept. 1982	Oct. 1984
15	Washington.....	Nov. 3, 1982	Oct. 14, 1984
15	Furman.....	Nov. 5, 1982	Nov. 10, 1984
15	Centenary (La.).....	Oct. 28, 1988	Nov. 3, 1990
15	Robert Morris.....	Sept. 9, 1994	Oct. 22, 1995
15	Butler.....	Nov. 7, 1997	Oct. 10, 1999

CONSECUTIVE CONFERENCE GAMES WITHOUT A LOSS

(Includes conference tournaments)

No.	Team	From	To
46	Furman.....	Sept. 23, 1999	Oct. 7, 2003
42	Clemson.....	Oct. 15, 1972	Sept. 23, 1980
38	Indiana.....	Oct. 15, 1995	Nov. 13, 2000
35	Appalachian St.....	1977	1982
32	James Madison.....	Oct. 7, 1992	Oct. 4, 1995
25	Virginia.....	Nov. 1, 1985	Oct. 29, 1989
24	Washington.....	Oct. 28, 1981	Oct. 14, 1984
23	Akron.....	Sept. 28, 1990	Oct. 21, 1994
23	James Madison.....	1992	1995
20	UCLA.....	Oct. 7, 1994	Oct. 12, 1997
18	Delaware.....	Nov. 5, 1969	Nov. 6, 1971
18	Washington.....	Sept. 20, 1972	Oct. 17, 1973
17	Harvard.....	Oct. 11, 1969	Oct. 29, 1971
17	Evansville.....	Oct. 1989	Sept. 1991
16	Air Force.....	1976	1978
16	Washington.....	Oct. 22, 1986	Oct. 22, 1988
16	Creighton.....	Oct. 23, 1994	Oct. 31, 1997

CONSECUTIVE SHUTOUTS

No.	Team	From	To
11	Furman.....	Oct. 9, 2002	Nov. 27, 2002
10	SMU.....	Sept. 27, 1980	Nov. 5, 1980
10	Virginia.....	Sept. 4, 1987	Sept. 30, 1987
10	Wis.-Green Bay.....	Sept. 12, 1992	Oct. 11, 1992
9	George Mason.....	Nov. 5, 1980	Oct. 3, 1981
9	Penn St.....	1987	1988
9	Old Dominion.....	Aug. 29, 2003	Oct. 10, 2003
8	UCLA.....	1977	1977
8	Boston College.....	1979	1979
8	Washington.....	Nov. 1, 1981	Sept. 8, 1982
8	George Mason.....	Sept. 24, 1982	Oct. 20, 1982
8	UNLV.....	Oct. 14, 1984	Nov. 7, 1984
8	Virginia.....	Sept. 21, 1988	Oct. 15, 1988
8	Binghamton.....	Oct. 11, 2003	Nov. 8, 2003

SEASON WINS

No.	Team	Year
25	San Francisco.....	1977
24	San Francisco.....	1978
24	Evansville.....	1990
23	Indiana.....	1978
23	Indiana.....	1994
23	Indiana.....	1997
23	Indiana.....	1998
22	Clemson.....	1984
22	Virginia.....	1993
22	Virginia.....	1994
22	St. John's (N.Y.).....	1996
22	UCLA.....	1997
22	Clemson.....	1998
22	Creighton.....	2000
21	UCLA.....	1965
21	Notre Dame.....	1978
21	Connecticut.....	1980
21	Fairleigh Dickinson.....	1983
21	Evansville.....	1985
21	Portland.....	1988
21	Virginia.....	1989
21	Virginia.....	1992

No.	Team	Year
21	Virginia.....	1995
21	Furman.....	1999
21	Indiana.....	1999
21	North Carolina.....	2000
21	North Carolina.....	2001
21	SMU.....	2001
21	UC Santa Barb.....	2004

CONSECUTIVE WINNING SEASONS

No.	Team	From	To
40	UCLA.....	1967	present
37	St. Louis.....	1959	1996
37	Clemson.....	1970	present
34	Indiana.....	1973	present
32	SMU.....	1975	present
30	William & Mary.....	1975	2004
26	Virginia.....	1981	present
25	Philadelphia U.	1965	1989
25	Duke.....	1978	2002
22	Washington.....	1969	1990
21	San Jose St.	1963	1983
21	Boston U.	1984	2004
20	Wisconsin.....	1977	1996
20	Fresno St.	1979	1998
18	Michigan St.	1959	1976

MOST IMPROVED WON-LOST RECORD

Team	Year	W-L-T	Next Year	W-L-T	\$Improvement
South Ala.	1980	1-11-0	1981	15-2-2	11½
San Jose St.	1999	7-11-2	2000	20-1-1	11½
Western Ill.	1994	4-15-0	1995	15-4-1	11
Cornell	1994	2-10-3	1995	15-2-1	10½
Charleston So.	1996	4-14-1	1997	16-5-1	10½
UC Santa Barb.	1998	2-17-1	1999	13-7-0	10½
Boston U.	1984	4-14-2	1985	14-4-1	10
Coastal Caro.	1988	4-14-1	1989	14-4-0	10
Wis.-Green Bay	1991	7-13-0	1992	16-2-1	10
UAB	1985	5-17-0	1986	11-4-3	9½
Lafayette	1997	4-12-0	1998	16-5-0	9½
New Mexico	2001	7-12-2	2002	18-4-0	9½
Providence	2004	0-16-0	2005	7-4-9	9½
Santa Clara	1972	3-11-2	1973	14-4-3	9
Campbell	1987	6-10-1	1988	17-3-0	9
Tulsa	1987	5-14-2	1988	14-5-2	9
Bowling Green	1990	7-11-2	1991	16-2-2	9
VCU	1992	5-11-2	1993	15-3-0	9
La Salle	1993	1-16-2	1994	11-8-0	9
Hofstra	1995	3-16-0	1996	10-5-4	9
Eastern Ill.	1997	4-15-0	1998	12-5-3	9

\$To determine games improved, add the difference in victories between the two seasons to the difference in losses, then divide by two; ties not counted. Includes postseason.

Annual Team Champions

Scoring Offense

Season	Team	G	GO	Avg.
1998	UNC Greensboro.....	25	91	3.64
1999	Rhode Island.....	22	75	3.41
2000	Furman.....	23	76	3.30
2001	Furman.....	22	68	3.09
2002	UNC Greensboro.....	22	76	3.45
2003	Coastal Caro.....	23	72	3.13
2004	Fla. Atlantic.....	16	42	2.63
2005	Akron.....	23	68	2.96
2006	SMU.....	23	57	2.48

Goals-Against Average

Season	Team	G	MIN	GA	GAA
1998	Indiana.....	25	2,373	11	0.42
1999	Creighton.....	18	1,712	9	0.47
2000	Stanford.....	22	2,065	10	0.44
2001	Indiana.....	23	2,177	9	0.37
2002	St. John's (N.Y.).....	21	2,036	10	0.44
2003	Binghamton.....	22	2,125	9	0.38
2004	Notre Dame.....	19	1,792	9	0.45
2005	Akron.....	23	2,159	12	0.50
2006	Ill.-Chicago.....	21	1,994	8	0.36

Save Percentage*

Season	Team	G	Saves	GA	Pct.
2005	San Diego St.....	19	80	11	.879
2006	Ill.-Chicago.....	21	79	8	.908

*Category added in 2005

Shutout Percentage

Season	Team	G	SO	Pct.
1998	Indiana.....	25	17	.680
1999	Columbia.....	17	11	.647

Season	Team	G	SO	Pct.
2000	Liberty.....	17	11	.647
2000	Stanford.....	22	16	.727
2001	Indiana.....	23	16	.696
2002	Furman.....	23	16	.696
2003	Binghamton.....	22	16	.730
2004	Albany (N.Y.).....	18	12	.667
2005	UCLA.....	20	14	.700
2006	Lehigh.....	20	13	.650

Winning Percentage

Season	Team	W	L	T	*Pct.
1998	Indiana.....	23	2	0	.920
1999	UMBC.....	19	1	2	.909
2000	San Jose St.....	20	1	1	.932
2001	SMU.....	21	1	0	.955
2002	Wis.-Milwaukee.....	19	2	1	.886
2003	UCLA.....	20	2	1	.891
2004	New Mexico.....	17	1	2	.900
2005	Akron.....	18	1	4	.870
2006	SMU.....	17	2	4	.826

*Ties counted as half won, half lost.

Most Improved Won-Lost Record

Season	Team	From	To	\$Improved
1999	UC Santa Barb.....	2-17-1	13-7-0	10½
2000	San Jose St.....	7-11-2	20-1-1	11½
2001	UCF.....	2-14-3	12-7-0	8½
2002	New Mexico.....	7-12-2	18-4-0	9½
2003	Western Mich.....	3-13-2	12-7-2	7½
2004	New Mexico.....	8-9-3	17-1-2	8½
2005	Providence.....	0-16-0	7-4-9	9½
2006	Adelphi.....	4-13-2	11-7-1	6½
	Cleveland St.....	0-17-1	6-10-2	6½
	Evansville.....	2-14-1	9-8-0	6½

\$To determine games improved, add the difference in victories between the two seasons to the difference in losses, then divide by two; ties not counted. Includes postseason.

2006 Most Improved Teams

Team	2005 W-L-T	2006 W-L-T	\$Games Improved
Adelphi	4-13-2	11-7-1	6½
Cleveland St.	0-17-1	6-10-2	6½
Evansville	2-14-1	9-8-0	6½
Harvard	6-8-2	14-5-0	5½
Western Ill.	6-10-4	15-8-0	5½
Kentucky	6-7-6	14-5-2	5
Wake Forest	13-8-2	18-3-4	5
Army	4-13-1	8-8-1	4½
Denver	7-10-1	11-5-2	4½
Towson	10-6-3	15-2-3	4½

Team	2005 W-L-T	2006 W-L-T	\$Games Improved
Wis.-Green Bay	9-10-0	14-6-0	4½
Boston U.	6-8-4	10-4-5	4
Delaware	2-12-4	6-8-2	4
Eastern Ill.	5-9-3	11-7-2	4
High Point	1-14-3	6-11-4	4
Iona	5-12-1	7-6-5	4
Winthrop	12-8-1	15-3-4	4

\$To determine games improved, add the difference in victories between the two seasons to the difference in losses, then divide by two; ties not counted. Includes postseason.

Final Coaches' Polls

NOTE: Poll conducted by the Intercollegiate Soccer Coaches Association of America (ISAA) from 1971-95. The National Soccer Coaches Association of America assumed responsibility in 1996.

1971

1. St. Louis
2. San Francisco
3. Penn
4. Hartwick
5. Howard
6. UCLA
7. Harvard
8. SIU Edwardsville
9. Long Island
10. Navy

1972

1. Howard
2. Penn
3. Harvard
4. SIU Edwardsville
5. Penn St.
6. St. Louis
7. Long Island
8. Mo.-St. Louis
9. Westmont
10. Hartwick

1973

1. St. Louis
2. SIU Edwardsville
3. San Francisco
4. Clemson
5. Mo.-St. Louis
6. UCLA
7. Oneonta St.
8. Penn St.
9. Hartwick
10. Springfield
11. Penn
12. West Virginia
13. South Fla.
14. Adelphi
15. Brown
16. Quincy
17. East Stroudsburg
18. Howard
19. Bridgeport
20. Air Force

1974

1. Howard
2. St. Louis
3. SIU Edwardsville
4. Connecticut
5. Philadelphia U.
6. Clemson
7. Quincy
8. Adelphi
9. San Jose St.
10. Brown
11. UCLA
12. Penn St.
13. Loyola (Md.)
14. Hartwick
15. Cal St. Chico
16. Binghamton
17. Springfield
18. Bucknell
19. Dist. Columbia
20. San Francisco

1975

1. Clemson
2. Quincy
3. Cornell
4. SIU Edwardsville
5. Howard
6. Philadelphia U.
7. Connecticut
8. San Francisco
9. Adelphi
10. Akron
11. St. Louis
12. Hartwick
13. South Fla.
14. Brown
15. Fairleigh Dickinson
16. Cal St. East Bay
17. Springfield
18. Army
19. Cleveland St.
20. Bridgeport

1976

1. San Francisco
2. Indiana
3. Hartwick
4. Clemson
5. Philadelphia U.
6. Loyola (Md.)
7. Connecticut
8. SIU Edwardsville
9. Quincy
10. Brown
11. Davis & Elkins
12. Temple
13. St. Francis (N.Y.)
14. St. Louis
15. San Jose St.
16. Adelphi
17. Cal St. Chico
18. Penn St.
19. Brandeis
20. Simon Fraser

1977

1. Hartwick
2. San Francisco
3. SIU Edwardsville
4. Clemson
5. Brown
6. Cleveland St.
7. Quincy
8. Philadelphia U.
9. Indiana
10. Alabama A&M
11. Howard
12. Appalachian St.
13. St. Louis
14. Cornell
15. Penn St.
16. UCLA
17. New Haven
18. Davis & Elkins
19. Rhode Island
- T20. Loyola (Md.)
- T20. Cal St. Chico

1978

1. San Francisco
2. Indiana
3. Clemson
4. Philadelphia U.
5. Quincy
6. Southern Ill.
7. Alabama A&M
8. Seattle Pacific
9. Connecticut
10. St. Francis (N.Y.)
11. St. Louis
12. Temple
13. Loyola (Md.)
14. Cleveland St.
15. Appalachian St.
16. Columbia
17. Davis & Elkins
18. Brown
19. Simon Fraser
- T20. Evansville
- T20. Southern Conn. St.

1979

1. SIU Edwardsville
2. Alabama A&M
3. Clemson
4. Penn St.
5. Columbia
6. Indiana
7. San Francisco
8. SMU
9. Rhode Island
10. Cleveland St.
11. Howard
12. Hartwick
13. Connecticut
14. American
15. Princeton
16. Wis.-Milwaukee
17. Simon Fraser
18. Santa Clara
19. Seattle Pacific
20. Philadelphia U.

1980

1. San Francisco
2. Indiana
3. Alabama A&M
4. Hartwick
5. Connecticut
6. St. Louis
7. Penn St.
8. William & Mary
9. UCLA
10. Philadelphia U.
11. Duke
12. SMU
13. Columbia
14. Howard
15. Cleveland St.
16. Appalachian St.
17. SIU Edwardsville
18. Boston U.
19. Wis.-Milwaukee
20. Cornell

1981

1. Connecticut
2. Alabama A&M
3. Eastern Ill.
4. Philadelphia U.

5. Indiana
6. Long Island
7. San Francisco
8. Clemson
9. West Virginia
10. St. Louis
11. Penn St.
12. Columbia
13. SIU Edwardsville
14. Duke
15. San Jose St.
16. Akron
17. Washington
18. North Carolina St.
19. Virginia
20. Cornell

1982

1. Duke
2. Long Island
3. San Francisco
4. Philadelphia U.
5. Indiana
6. Virginia
7. Clemson
8. SIU Edwardsville
9. Connecticut
10. George Mason
11. San Diego St.
12. Penn St.
13. Syracuse
14. Evansville
15. Boston College
16. UC Santa Barb.
17. North Carolina St.
18. North Texas
19. Columbia
20. Washington

1983

1. Indiana
2. Columbia
3. Virginia
4. Connecticut
5. St. Louis
6. Fairleigh Dickinson
7. Alabama A&M
8. San Francisco
9. Duke
10. Eastern Ill.
11. Clemson
12. Rutgers
13. UCLA
14. Hartwick
15. Akron
16. UNLV
17. California
18. North Carolina St.
19. Philadelphia U.
20. North Carolina

1984

1. Alabama A&M
2. Indiana
3. Fairleigh Dickinson
4. Virginia
5. UCLA
6. Columbia
7. Akron
8. SMU
9. Clemson
10. Hartwick

11. UNLV
12. Connecticut
13. George Mason
14. Penn St.
15. North Carolina St.
16. St. Louis
17. Providence
18. Fresno St.
19. Evansville
20. South Carolina

1985

1. Evansville
2. UCLA
3. Hartwick
4. Clemson
5. American
6. South Carolina
7. Virginia
8. UNLV
9. Connecticut
10. SMU
11. Temple
12. Duke
13. Columbia
14. Fresno St.
15. George Mason
16. Long Island
17. Air Force
18. Penn St.
19. North Carolina St.
20. California

1986

1. Virginia
2. UCLA
3. Long Island
4. SMU
5. Boston U.
6. Evansville
7. Seton Hall
8. North Carolina St.
9. San Francisco
10. Duke
11. Maryland
12. Akron
13. South Carolina
14. Loyola (Md.)
15. St. Louis
16. Fresno St.
17. Harvard
18. Hartwick
19. Clemson
20. Penn St.

1987

1. Indiana
2. South Carolina
3. Virginia
4. Harvard
5. SMU
6. Rutgers
7. Duke
8. North Carolina
9. UCLA
10. Seton Hall
11. Adelphi
12. UNLV
13. George Mason
14. Evansville
15. San Francisco
16. Connecticut

17. St. Louis
18. North Carolina St.
19. Loyola (Md.)
20. San Diego St.

1988

1. Virginia
2. Portland
3. Seton Hall
4. St. Louis
5. South Carolina
6. Evansville
7. Howard
8. San Diego St.
9. Indiana
10. Adelphi
11. SMU
12. Connecticut
13. North Carolina St.
14. UCLA
15. Notre Dame
16. Philadelphia U.
17. Long Island
18. North Carolina
19. Boston U.
20. Duke

1989

1. Santa Clara
2. Virginia
3. Indiana
4. Wake Forest
5. Rutgers
6. Fresno St.
7. Evansville
8. South Carolina
9. SMU
10. UCLA
11. Vermont
12. Howard
13. Hartwick
14. Fairleigh Dickinson
15. Portland
16. St. Louis
17. Duke
18. San Diego St.
- T19. Old Dominion
- T19. Yale

1990

1. Evansville
2. UCLA
3. Rutgers
4. North Carolina St.
5. Clemson
6. St. Louis
7. Santa Clara
8. Dartmouth
9. Indiana
10. Virginia
11. Fresno St.
12. South Carolina
13. Columbia
14. Illinois St.
15. George Mason
16. Boston U.
17. SMU
18. San Diego
19. Adelphi
- T20. Wake Forest
- T20. Wis.-Milwaukee

1991

1. Virginia
2. St. Louis
3. UCLA
4. Rutgers
5. Indiana
6. Santa Clara
7. Wake Forest
8. North Carolina St.
9. Old Dominion
10. Wisconsin
11. Boston U.
12. Fresno St.
13. SMU
14. Adelphi
- T15. San Francisco
- T15. Yale
17. Furman
18. Seton Hall
19. Evansville
20. North Carolina
21. Tulsa
22. Columbia
23. James Madison
24. Charlotte
25. Stanford

1992

1. Virginia
2. Creighton
3. North Carolina St.
4. Washington
5. UCLA
6. St. Louis
7. Charlotte
8. St. John's (N.Y.)
9. Bowling Green
10. James Madison
11. Duke
12. William & Mary
13. San Diego
14. SMU
15. Hartford
16. Penn St.
17. Indiana
18. Portland
19. Davidson
20. Boston U.
21. Adelphi
22. Wisconsin
23. Coastal Caro.
24. Fresno St.
- T25. George Mason
- T25. Air Force
- T25. New Mexico

1993

1. Creighton
2. UCLA
3. Virginia
4. St. John's (N.Y.)
5. Clemson
6. Indiana
7. Rutgers
8. James Madison
9. Santa Clara
10. Duke
11. Penn St.
12. St. Louis
13. Wisconsin
14. Hartwick
- T15. Boston U.
- T15. Fresno St.

17. North Carolina
18. Loyola (Md.)
19. San Francisco
20. Notre Dame
21. Furman
22. Air Force
23. South Carolina
24. Boston College
25. Princeton

1994

1. Boston U.
2. Indiana
3. Fresno St.
4. Charlotte
5. Virginia
6. South Carolina
7. UCLA
8. SMU
9. Georgetown
10. Lafayette
11. William & Mary
12. St. John's (N.Y.)
13. St. Louis
14. Florida Int'l
15. Wisconsin
16. Penn St.
17. New Hampshire
18. James Madison
19. Cal St. Fullerton
20. North Carolina St.
21. Brown
22. Creighton
23. Marquette
24. Hartwick
25. Maryland

1995

1. Virginia
2. UCLA
3. South Carolina
4. SMU
5. Wisconsin
6. Clemson
7. Santa Clara
8. Rhode Island
9. Cornell
10. Creighton
11. Penn St.
12. Indiana
13. Portland
14. William & Mary
15. Brown
16. St. Louis
17. Duke
18. St. John's (N.Y.)
19. Bowling Green
20. Towson
21. San Diego
22. Pittsburgh
- T23. Butler
- T23. Maryland
- T25. Fresno St.
- T25. James Madison

1996

1. St. John's (N.Y.)
2. Florida Int'l
3. Creighton
4. William & Mary
5. Charlotte
6. Indiana
7. Fresno St.
8. Washington

9. Maryland
10. Hartford
11. George Mason
12. Harvard
13. Virginia
14. Cal St. Fullerton
15. UCLA
16. UNC Greensboro
17. Bowling Green
18. SMU
19. Rutgers
20. Notre Dame
21. James Madison
22. South Fla.
23. Boston U.
24. Cornell
25. Evansville

1997

1. UCLA
2. Virginia
3. Indiana
4. St. Louis
5. American
6. SMU
7. Washington
8. South Carolina
9. St. John's (N.Y.)
10. Creighton
11. Maryland
12. Clemson
13. South Fla.
14. Duke
15. Bowling Green
16. Dartmouth
17. Florida Int'l
18. William & Mary
19. Rutgers
20. Georgetown
21. Stanford
22. Boston U.
23. Missouri St.
24. VCU
25. Charlotte

1998

1. Indiana
2. Stanford
3. Maryland
4. Clemson
5. Santa Clara
6. Virginia
7. Creighton
8. St. John's (N.Y.)
9. UCLA
10. South Carolina
11. Washington
12. Duke
13. UNC Greensboro
14. Butler
15. SMU
16. Connecticut
17. Akron
18. St. Louis
19. Cal St. Fullerton
20. Penn St.
21. William & Mary
22. Brown
23. Jacksonville
24. San Diego
25. Georgetown

1999

1. Indiana

2. Santa Clara
3. UCLA
4. Connecticut
5. Furman
6. Penn St.
7. Duke
8. UAB
9. St. Louis
10. Virginia
11. Wake Forest
12. Washington
13. Missouri St.
14. SMU
15. St. John's (N.Y.)
16. Maryland
17. Brown
18. Yale
19. San Diego
20. Rutgers
21. Creighton
22. UMBC
23. Stanford
24. North Carolina
- T25. Rhode Island
- T25. VCU

2000

1. Connecticut
2. Creighton
3. SMU
4. Indiana
5. North Carolina
6. Stanford
7. Virginia
8. Clemson
9. Brown
10. San Diego
11. St. John's (N.Y.)
12. Washington
13. Duke
14. San Jose St.
15. St. Louis
16. Rhode Island
17. South Carolina
18. Ohio St.
19. UAB
20. James Madison
21. Ill.-Chicago
22. Furman
23. Kentucky
24. UCLA
25. William & Mary

2001

1. North Carolina
2. Indiana
3. Stanford
4. St. John's (N.Y.)
5. SMU
6. St. Louis
7. Clemson
8. Penn St.
9. Rutgers
10. Loyola (Md.)
11. Fairleigh Dickinson
12. UAB
13. Virginia
14. American
15. UCLA
16. Portland
17. Seton Hall
18. Connecticut
19. Washington

20. South Carolina
21. Wake Forest
22. San Diego
23. Kentucky
24. Massachusetts
- T25. Towson
- T25. Maryland

2002

1. UCLA
2. Stanford
3. Maryland
4. Creighton
5. Connecticut
6. Boston College
7. Clemson
8. Wake Forest
9. St. John's (N.Y.)
10. Penn St.
11. Indiana
12. SMU
13. Furman
14. California
15. St. Louis
16. William & Mary
- T17. Wis.-Milwaukee
- T17. VCU
- T19. Virginia
- T19. Portland
21. UC Santa Barb.
22. Loyola Marymount
- T23. North Carolina
- T23. Penn
25. Coastal Caro.

2003

1. Indiana
2. St. John's (N.Y.)
3. Maryland
4. Santa Clara
5. UCLA
6. St. Louis
7. Michigan
8. Notre Dame
9. Creighton
10. Coastal Caro.
11. VCU
12. UC Santa Barb.
13. Florida Int'l
14. Washington
15. Wake Forest
16. Akron
17. Virginia
18. North Carolina
19. San Diego
- T20. Old Dominion
- T20. Virginia Tech
22. Kentucky
- T23. Fairleigh Dickinson
- T23. SMU
- T23. Rutgers

2004

1. Indiana
2. UC Santa Barb.
3. Maryland
4. Duke
- T5. St. John's (N.Y.)
- T5. Virginia
7. VCU
8. Tulsa
9. UNC Greensboro
10. New Mexico
11. SMU

12. Wake Forest
13. Creighton
14. UCLA
15. Boston College
16. Ohio St.
17. Notre Dame
18. California
19. Old Dominion
- T20. Col. of Charleston
- T20. Penn St.
22. Connecticut
23. Michigan
24. Wis.-Milwaukee
25. Memphis

2005

1. Maryland
2. New Mexico
3. Clemson
4. SMU
5. Akron
6. Creighton
7. North Carolina
8. California
9. Connecticut
10. Penn St.
11. Virginia
12. Wake Forest
- T13. Cal St. Northridge
- T13. St. John's (N.Y.)
15. Notre Dame
16. Duke
17. Indiana
18. UNC Greensboro
19. UCLA
20. Santa Clara
21. Old Dominion
22. North Carolina St.
23. UC Santa Barb.
- T24. Wis.-Milwaukee
- T24. Seton Hall

2006

1. UC Santa Barb.
2. UCLA
3. Wake Forest
4. Virginia
5. Duke
6. Notre Dame
7. Santa Clara
8. Northwestern
9. Indiana
10. Maryland
11. SMU
12. California
13. Clemson
14. Old Dominion
- T15. Towson
- T15. UNC Greensboro
- T15. Lehigh
18. West Virginia
19. North Carolina
20. Washington
21. St. Louis
22. New Mexico
23. St. John's (N.Y.)
24. Harvard
- T25. Fairfield
- T25. Ill.-Chicago
- T25. Rhode Island

Final Soccer America Polls

1980

1. Indiana
2. San Francisco
3. Alabama A&M
4. Connecticut
5. Hartwick
6. Lock Haven
7. Penn St.
8. SMU
9. North Texas
10. Philadelphia U.
11. St. Louis
12. Babson
13. Columbia

14. Appalachian St.
15. UCLA
16. Ala.-Huntsville
17. Rhode Island
18. Wis.-Milwaukee
19. Mo.-St. Louis
20. Quincy

1981

1. Eastern Ill.
2. Philadelphia U.
3. Connecticut
4. Indiana
5. Clemson
6. Alabama A&M

7. Long Island
8. Duke
9. San Diego St.
10. Columbia
11. Quincy
12. San Francisco
13. North Carolina St.
14. St. Louis
15. SIU Edwardsville
16. Penn St.
17. Tampa
18. Rowan
19. San Jose St.
20. UCLA

1982

1. Duke
2. Long Island
3. Clemson
4. San Francisco
5. Virginia
6. Indiana
7. George Mason
8. Philadelphia U.
9. Washington
10. SIU Edwardsville
11. Connecticut
12. Tampa
13. UC Santa Barb.

14. Penn St.
15. North Texas
16. Evansville
17. Syracuse
18. Eastern Ill.
19. San Diego St.
20. Columbia

1983

1. Columbia
2. Indiana
3. Virginia
4. Connecticut
5. Alabama A&M
6. Fairleigh Dickinson

7. St. Louis
8. San Francisco
9. Duke
10. Rutgers
11. Eastern Ill.
12. UNLV
13. Hartwick
14. Providence
15. Akron
16. UCLA
17. California
18. Clemson
19. North Carolina
20. Philadelphia U.

1984	1988	1992	1996	2000	
1. Alabama A&M	1. Virginia	1. Virginia	1. UCLA	1. North Carolina	18. Oregon St.
2. Indiana	2. Portland	2. North Carolina St.	2. Washington	2. San Jose St.	19. San Diego
3. Virginia	3. San Diego St.	3. Duke	3. Virginia	3. San Diego	20. Brown
4. UNLV	4. Seton Hall	4. St. Louis	4. Indiana	4. Stanford	21. Akron
5. Fairleigh Dickinson	5. South Carolina	5. Creighton	5. William & Mary	5. Connecticut	22. Virginia
6. UCLA	6. Howard	6. SMU	6. SMU	6. Virginia	23. UC Santa Barb.
7. Penn St.	7. Evansville	7. Portland	7. UNC Greensboro	7. Creighton	24. Hartwick
8. Columbia	8. St. Louis	8. Washington	8. St. John's (N.Y.)	8. Clemson	25. Tulsa
9. Clemson	9. Notre Dame	9. UCLA	9. Florida Int'l	9. Duke	2004
10. Connecticut	10. Indiana	10. James Madison	10. Bowling Green	10. Washington	1. New Mexico
11. Fresno St.	11. SMU	11. William & Mary	11. South Fla.	11. SMU	2. SMU
12. North Carolina St.	12. Santa Clara	12. Bowling Green	12. Maryland	12. Furman	3. UCLA
13. Akron	13. North Carolina St.	13. Charlotte	13. Fresno St.	13. Cal St. Fullerton	4. Virginia
14. California	14. North Carolina	14. St. John's (N.Y.)	14. Harvard	14. UCLA	5. UC Santa Barb.
15. Providence	15. UCLA	15. Davidson	15. George Mason	15. St. Louis	6. California
16. Syracuse	16. Wake Forest	16. San Diego	16. Furman	16. St. John's (N.Y.)	7. UNC Greensboro
17. St. Louis	17. Duke	17. South Carolina	17. Notre Dame	17. Rhode Island	8. Maryland
18. American	18. Akron	18. George Mason	18. Air Force	18. Indiana	9. Michigan St.
19. Hartwick	19. Philadelphia U.	19. Clemson	19. Evansville	19. South Carolina	10. Indiana
20. SMU	20. Connecticut	20. Furman	20. Connecticut	20. Ohio St.	11. Connecticut
1985	1989	1993	1997	2001	12. Notre Dame
1. Evansville	1. Santa Clara	1. Creighton	1. Indiana	1. SMU	13. Wake Forest
2. UCLA	2. Virginia	2. UCLA	2. UCLA	2. St. Louis	14. Memphis
3. Clemson	3. Indiana	3. Virginia	3. SMU	3. Stanford	15. Washington
4. UNLV	4. South Carolina	4. Indiana	4. Washington	4. Clemson	16. Creighton
5. South Carolina	5. Wake Forest	5. Duke	5. South Carolina	5. Virginia	17. Duke
6. Fresno St.	6. UCLA	6. James Madison	6. Virginia	6. St. John's (N.Y.)	18. James Madison
7. Duke	7. Rutgers	7. Clemson	7. Creighton	7. Indiana	19. San Francisco
8. American	8. Portland	8. St. John's (N.Y.)	8. American	8. Connecticut	20. Santa Clara
9. Hartwick	9. Fresno St.	9. San Francisco	9. Maryland	9. North Carolina	21. Boston College
10. Virginia	10. Evansville	10. Penn St.	10. St. John's (N.Y.)	10. Wake Forest	22. South Carolina
11. Long Island	11. Fairleigh Dickinson	11. St. Louis	11. Duke	11. Penn St.	23. Florida Int'l
12. Connecticut	12. Duke	12. Santa Clara	12. St. Louis	12. South Carolina	24. VCU
13. SMU	13. Philadelphia U.	13. South Carolina	13. Rutgers	13. Rutgers	2005
14. George Mason	14. San Diego St.	14. North Carolina	14. VCU	14. Loyola (Md.)	1. Akron
15. North Carolina St.	15. SMU	15. Rutgers	15. Stanford	15. Princeton	2. Connecticut
16. California	16. Vermont	16. Loyola (Md.)	16. Clemson	16. Washington	3. New Mexico
17. Temple	17. St. Louis	17. Princeton	17. Gonzaga	17. Furman	4. Duke
18. Air Force	18. Howard	18. Hartwick	18. Missouri St.	18. Notre Dame	5. Penn St.
19. Columbia	19. Old Dominion	19. Wisconsin	19. Boston U.	19. Portland	6. Maryland
20. Penn St.	20. Washington	20. Boston U.	20. Florida Int'l	20. UCLA	7. Indiana
1986	1990	1994	1998	2002	8. UCLA
1. UCLA	1. Evansville	1. Indiana	1. Clemson	1. Maryland	9. Old Dominion
2. Virginia	2. North Carolina St.	2. Boston U.	2. Indiana	2. Wake Forest	10. North Carolina
3. Evansville	3. Rutgers	3. South Carolina	3. Duke	3. St. John's (N.Y.)	11. California
4. SMU	4. Clemson	4. Virginia	4. Washington	4. Indiana	12. Clemson
5. Boston U.	5. UCLA	5. Fresno St.	5. UCLA	5. Boston College	13. Virginia
6. North Carolina St.	6. Santa Clara	6. Duke	6. South Carolina	6. UCLA	14. Virginia Tech
7. Long Island	7. Indiana	7. UCLA	7. Virginia	7. SMU	15. UNC Greensboro
8. Duke	8. Virginia	8. Charlotte	8. St. John's (N.Y.)	8. Furman	16. Creighton
9. South Carolina	9. South Carolina	9. North Carolina St.	9. Stanford	9. Connecticut	17. South Carolina
10. Akron	10. SMU	10. James Madison	10. Cal St. Fullerton	10. Stanford	18. North Carolina St.
11. San Francisco	11. Fresno St.	11. North Carolina	11. Creighton	11. Virginia	19. South Fla.
12. Seton Hall	12. St. Louis	12. SMU	12. Connecticut	12. California	20. Cal St. Northridge
13. Loyola (Md.)	13. North Carolina	13. Cal St. Fullerton	13. Akron	13. Wis.-Milwaukee	21. San Francisco
14. San Diego St.	14. Duke	14. Georgetown	14. Brown	14. Clemson	22. San Diego St.
15. Maryland	15. Wake Forest	15. Florida Int'l	15. St. Louis	15. Creighton	23. Wake Forest
16. St. Louis	16. Dartmouth	16. St. John's (N.Y.)	16. SMU	16. Portland	24. Hartwick
17. Fresno St.	17. Wis.-Milwaukee	17. William & Mary	17. UNC Greensboro	17. St. Louis	25. St. John's (N.Y.)
18. Clemson	18. Boston U.	18. UAB	18. Maryland	18. Loyola Marymount	2006
19. SIU Edwardsville	19. San Diego	19. San Jose St.	19. Georgetown	19. North Carolina	1. Duke
20. Harvard	20. Portland	20. Penn St.	20. Butler	20. Notre Dame	2. SMU
1987	1991	1995	1999	21. San Diego	3. Wake Forest
1. Indiana	1. Virginia	1. Virginia	1. Duke	22. VCU	4. Indiana
2. South Carolina	2. Santa Clara	2. UCLA	2. Indiana	23. UC Santa Barb.	5. West Virginia
3. Virginia	3. St. Louis	3. SMU	3. Furman	24. Penn St.	6. Virginia
4. Harvard	4. Rutgers	4. South Carolina	4. UCLA	25. Penn	7. Maryland
5. SMU	5. San Francisco	5. Clemson	5. Missouri St.	2003	8. Santa Clara
6. North Carolina	6. Indiana	6. Creighton	6. Penn St.	1. UCLA	9. Clemson
7. Seton Hall	7. North Carolina St.	7. Wisconsin	7. Connecticut	2. Maryland	10. North Carolina
8. Duke	8. Wake Forest	8. Indiana	8. Maryland	3. Notre Dame	11. California
9. Rutgers	9. SMU	9. Santa Clara	9. SMU	4. Wake Forest	12. New Mexico
10. Adelphi	10. Old Dominion	10. Rhode Island	10. Washington	5. Indiana	13. St. John's (N.Y.)
11. UCLA	11. UCLA	11. Duke	11. UMBC	6. Santa Clara	14. UCLA
12. Loyola (Md.)	12. Wisconsin	12. Penn St.	12. Wake Forest	7. St. John's (N.Y.)	15. Creighton
13. George Mason	13. Furman	13. Cornell	13. UAB	8. St. Louis	16. Harvard
14. North Carolina St.	14. North Carolina	14. Portland	14. San Diego	9. VCU	17. UC Santa Barb.
15. UNLV	15. Fresno St.	15. Maryland	15. Stanford	10. Old Dominion	18. Hofstra
16. Clemson	16. Evansville	16. St. Louis	16. Portland	11. Florida Int'l	19. Rhode Island
17. San Francisco	17. Florida Int'l	17. William & Mary	17. Brown	12. Coastal Caro.	20. St. Louis
18. San Diego St.	18. Clemson	18. Brown	18. Rhode Island	13. Washington	21. Notre Dame
19. Fresno St.	19. Seton Hall	19. Col. of Charleston	19. Santa Clara	14. North Carolina	22. Towson
20. Connecticut	20. Charlotte	20. Bowling Green	20. William & Mary	15. Virginia Tech	23. Lehigh
				16. Cal St. Northridge	24. Kentucky
				17. SMU	25. UC Irvine



Division II Men's Records

Individual Records.....	26
Individual Leaders	26
Annual Individual Champions	31
Team Records	32
Team Leaders.....	32
Annual Team Champions	36
2006 Most Improved Teams.....	36
Polls.....	37



Individual Records

Official NCAA Division II men's soccer records began with the 1959 season and are based on information submitted to the NCAA statistics service by institutions participating in the statistics rankings. Career records of players include only those years in which they competed in Division II. Annual champions started in the 1998 season, which was the first year the NCAA compiled weekly leaders. In statistical rankings, the rounding of percentages and/or averages may indicate ties where none exist. In these cases, the numerical order of the rankings is accurate.

Scoring

POINTS

Game

25—Se Eun Park, Columbia Union vs. Washington Bible, Sept. 13, 2005

Season

112—Richard Sharpe, Florida Tech, 1992 (21 games)

Career

321—Richard Sharpe, Florida Tech, 1990-93 (72 games)

POINTS PER GAME

Season

5.33—Richard Sharpe, Florida Tech, 1992 (112 in 21 games)

Career (Min. 100 Points)

4.46—Richard Sharpe, Florida Tech, 1990-93 (321 in 72 games)

GOALS

Game

12—Se Eun Park, Columbia Union vs. Washington Bible, Sept. 13, 2005

Season

49—Richard Sharpe, Florida Tech, 1992 (21 games)

Career

137—Richard Sharpe, Florida Tech, 1990-93 (72 games)

GOALS PER GAME

Season

2.33—Richard Sharpe, Florida Tech, 1992 (49 in 21 games)

Career (Min. 40 Goals)

1.90—Richard Sharpe, Florida Tech, 1990-93 (137 in 72 games)

ASSISTS

Game

6—Mark Kremen, Longwood vs. Newport News, Sept. 4, 1986; Martin Cocker, Montevallo vs. Spring Hill, Sept. 21, 1997; Vinicious Parga, Concordia (N.Y.) vs. St. Thomas Aquinas, Oct. 21, 2000; Wesley Gayle, East Stroudsburg vs. Bloomfield, Sept. 3, 2003

Season

46—Chris Payne, Florida Tech, 1990 (23 games)

Career

87—Chris Payne, Florida Tech, 1987-90 (80 games)

ASSISTS PER GAME

Season

2.00—Chris Payne, Florida Tech, 1990 (46 in 23 games)

Career (Min. 25 Assists)

1.16—Gray Haizel, Oakland, 1984-86 (42 in 36 games)

40 GOALS AND 40 ASSISTS

Career

18 players (most recent: John Cunliffe, Fort Lewis, 2003-06)

Goalkeeping

SAVES

Game

39—Alan Buser, Rowan vs. TCNJ, Oct. 14, 1970

Season

234—Jon Jenkins, Salem Int'l, 2000 (19 games)

Career

635—Jon Zaffino, St. Michael's, 1990-93 (68 games)

SAVES PER GAME

Season

13.25—David Mara, St. Anselm, 1981 (212 in 16 games)

Career

11.88—Jeff Bettencourt, Cal Poly Pomona, 1990-93 (511 in 43 games)

SAVE PERCENTAGE

Season

.915—Tyler Baldock, Carson-Newman, 2005 (10 GA, 107 saves in 21 games)

GOALS-AGAINST AVERAGE

Season (Min. half of the team's total minutes)

0.20—Joe Masso, Queens (N.C.), 1991 (2 GA in 885 min.)

Career (Min. 2,500 Minutes)

0.32—Chris Sagar, Wis.-Parkside, 1993-94 (9 GA in 2,505 min.)

SOLO SHUTOUTS

Season

16—Peter Quinn, Bridgeport, 1986 (21 games); Thom Peer, Wis.-Parkside, 2000 (22 games)

SOLO SHUTOUT PERCENTAGE

Season

0.76—Peter Quinn, Bridgeport, 1986 (16 in 21 games)

GOALKEEPER MINUTES PLAYED

Career

7,580—Bo Oshoniyi, Southern Conn. St., 1990-93

Miscellaneous

FASTEST GOAL FROM

START OF GAME

:05—Bo Jurney, Catawba vs. Newberry, Oct. 1, 1998

FASTEST CONSECUTIVE GOALS

BY SAME PLAYER

:08—George Moysidis, Florida Int'l vs. Valdosta St., Oct. 20, 1979; Steve Lose, Fla. Southern vs. Florida Bible, Sept. 12, 1987

FASTEST THREE CONSECUTIVE

GOALS BY SAME PLAYER

4:36—John Cunliffe, Fort Lewis vs. Colo. Christian, Sept. 12, 2003 (scored at 47:46, 50:48 and 52:22)

CONSECUTIVE GAMES WITH

AT LEAST ONE GOAL

24—Rune Thuestad, West Va. Wesleyan, Sept. 30, 1998 to Oct. 9, 1999

CONSECUTIVE SHUTOUT MINUTES

962:00—Peter Quinn, Bridgeport, Sept 13, 1986 to Oct. 18, 1986

Individual Leaders

Game

POINTS

No.	Player, Team vs. Opponent	Date
25	Se Eun Park, Columbia Union vs. Washington Bible	Sept. 13, 2005
15	Johan Jerlou, Gannon vs. Hilbert	Oct. 21, 1992
15	Danny Ritter, Charleston (W.V.) vs. Ohio Valley	Aug. 31, 1999
15	Sahar Rostami, New Haven vs. St. Thomas Aquinas	Sept. 18, 2000
15	Uchechukwu Chinyere, Dist. Columbia vs. Lincoln (Pa.)	Oct. 31, 2001
14	Vinicious Parga, Concordia (N.Y.) vs. St. Thomas Aquinas	Oct. 21, 2000
13	George Moysidis, Florida Int'l vs. St. Thomas (Fla.)	Oct. 15, 1979
13	Morris Lupenec, Oakland vs. Toledo	Oct. 31, 1981
13	Bojan Vuckovic, Franklin Pierce vs. NYIT	Oct. 10, 1992
13	Richard Sharpe, Florida Tech vs. Palm Beach Atl.	1992
13	Sam Koleduk, St. Leo vs. Webber	Sept. 8, 1993
13	Jon Akin, St. Leo vs. Palm Beach Atl.	Oct. 19, 1996
13	Ryan Billiet, Colorado St.-Pueblo vs. McPherson	Oct. 10, 1998
13	Asmir Pervan, St. Leo vs. William Woods	Sept. 3, 2005
13	Leandro Pereira, Lincoln Memorial vs. West Va. Tech	Sept. 24, 2006
12	Alan Grossman, Fla. Southern vs. Flagler	Sept. 18, 1973
12	Mike Boudreau, Merrimack vs. Suffolk	Dec. 20, 1984
12	Jason Haupt, UNC Greensboro vs. Barry	1989
12	Jason Dunn, Seattle Pacific vs. Tampa	Oct. 9, 1993
12	David Hayes, Wingate vs. St. Andrews	Sept. 21, 1998
12	Rodrigo Faria, Concordia (N.Y.) vs. St. Thomas Aquinas	Oct. 23, 1999
12	Jeff Koegel, Le Moyne vs. St. Thomas Aquinas	Nov. 1, 1999
12	Simon West, Ashland vs. Ohio Valley	Nov. 6, 1999

GOALS

No.	Player, Team vs. Opponent	Date
12	Se Eun Park, Columbia Union vs. Washington Bible	Sept. 13, 2005
7	Johan Jerlou, Gannon vs. Hilbert	Oct. 21, 1992
7	Danny Ritter, Charleston (W.V.) vs. Ohio Valley	Aug. 31, 1999
6	Alan Grossman, Fla. Southern vs. Flagler	Sept. 18, 1973
6	George Moysidis, Florida Int'l vs. St. Thomas (Fla.)	Oct. 15, 1979
6	George Moysidis, Florida Int'l vs. Valdosta St.	Oct. 20, 1979
6	Morris Lupenec, Oakland vs. Toledo	Oct. 31, 1981
6	Mike Boudreau, Merrimack vs. Suffolk	Dec. 20, 1984
6	Jason Haupt, UNC Greensboro vs. Barry	1989
6	Richard Sharpe, Florida Tech vs. Palm Beach Atl.	1992
6	Sam Koleduk, St. Leo vs. Webber	Sept. 8, 1993
6	Jason Dunn, Seattle Pacific vs. Tampa	Oct. 9, 1993
6	Jon Akin, St. Leo vs. Palm Beach Atl.	Oct. 19, 1996
6	David Hayes, Wingate vs. St. Andrews	Sept. 21, 1998
6	Jeff Koegel, Le Moyne vs. St. Thomas Aquinas	Nov. 1, 1999
6	Sahar Rostami, New Haven vs. St. Thomas Aquinas	Sept. 18, 2000
6	Uchechukwu Chinyere, Dist. Columbia vs. Lincoln (Pa.)	Oct. 31, 2001
6	Asmir Pervan, St. Leo vs. William Woods	Sept. 3, 2005
6	Leandro Pereira, Lincoln Memorial vs. West Va. Tech	Sept. 24, 2006

ASSISTS

No.	Player, Team vs. Opponent	Date
6	Mark Kremen, Longwood vs. Newport News App.	Sept. 4, 1986
6	Martin Cocker, Montevallo vs. Spring Hill	Sept. 21, 1997
6	Vinicious Parga, Concordia (N.Y.) vs. St. Thomas Aquinas	Oct. 21, 2000
6	Wesley Gayle, East Stroudsburg vs. Bloomfield	Sept. 3, 2003
5	George Moysidis, Florida Int'l vs. Florida Tech/Jensen Beach	Sept. 9, 1980

No.	Player, Team vs. Opponent	Date
5	Danny Machado, Seattle Pacific vs. Seattle.....	Oct. 28, 1987
5	Mike Bauder, Fla. Southern vs. Warner Southern.....	Oct. 31, 1989
5	Derek Williford, Oakland vs. Spring Arbor.....	Sept. 1, 1990
5	Patrick White, Wis.-Parkside vs. St. Joseph's (Ind.).....	Sept. 12, 1993
5	Morgan Kershner, Catawba vs. Newberry.....	Sept. 16, 1995
5	Jorge Mena, Metro St. vs. McPherson.....	Oct. 9, 1998
5	Assaf Dagai, Southern Conn. St. vs. Sacred Heart.....	Oct. 14, 1998
5	Dustin Lockney, Charleston (W.V.) vs. Ohio Valley.....	Aug. 31, 1999
5	Ward Trowman, Ashland vs. Ohio Valley.....	Nov. 6, 1999
5	Leonardo de Barros, Lincoln Memorial vs. West Va. Tech.....	Sept. 24, 2006

SAVES

No.	Player, Team vs. Opponent	Date
39	Alan Buser, Rowan vs. TCNJ.....	Oct. 14, 1970
34	Mike Bruno, Franklin Pierce vs. King's (Pa.).....	1990
33	Tim Calkins, Merrimack vs. Assumption.....	Oct. 31, 1975
33	Tom Bennett, Merrimack vs. Boston College.....	Sept. 5, 1986
33	Joe Hamric, Newberry vs. Presbyterian.....	Oct. 9, 1996
31	Crispin St. Louis, Erskine vs. Davidson.....	Sept. 4, 1990
29	Jon Zaffino, St. Michael's vs. Southern N.H.....	Oct. 6, 1990
28	Sean McGowan, Merrimack vs. Worcester St.....	Oct. 23, 1980
28	Matt Jones, St. Rose vs. NJIT.....	Sept. 15, 1999
27	Chuck Diegel, East Stroudsburg vs. Penn St.....	1979
25	Tim Moore, Fla. Southern vs. Rollins.....	Nov. 5, 1986
25	Crispin St. Louis, Erskine vs. South Carolina.....	1993
25	Crispin St. Louis, Erskine vs. Francis Marion.....	1993
25	Chris Walker, St. Andrews vs. Longwood.....	Sept. 12, 1998
24	Bobby Kramig, Fla. Southern vs. Florida Tech.....	Sept. 25, 1980
24	Dan Ford, St. Joseph's (Ind.) vs. Wis.-Parkside.....	Sept. 9, 2006

Season

POINTS PER GAME

Player, Team	Year	Games	Points	Avg.
Richard Sharpe, Florida Tech.....	1992	21	112	5.33
Richard Sharpe, Florida Tech.....	1993	19	90	4.74
Richard Sharpe, Florida Tech.....	1991	22	97	4.41
Chris Payne, Florida Tech.....	1990	23	100	4.35
Daniel Dos Santos, Sacred Heart.....	1990	18	77	4.28
Sam Koleduk, St. Leo.....	1993	18	77	4.28
Ray Jones, Longwood.....	1987	16	68	4.25
David Hayes, Wingate.....	1997	21	89	4.24
George Moyssidis, Florida Int'l.....	1980	17	70	4.12
Joel Bailey, Wheeling Jesuit.....	2000	21	86	4.10
Jon Akin, St. Leo.....	1996	18	72	4.00
Per Ole Tenden, Charleston (W.V.).....	1999	22	87	3.95
Stilian Shishkov, Lander.....	1994	20	79	3.95
Uchechukwu Chinyere, Dist. Columbia.....	2001	18	70	3.89
Michael Corday, Southern Ind.....	1986	17	66	3.88
David Hague, Grand Canyon.....	2006	19	73	3.84
Jim Mailey, Bloomsburg.....	1979	14	53	3.79
Barry Gibney, Christian Bros.....	2001	16	60	3.75
Seamus Donnelly, Franklin Pierce.....	1996	17	63	3.71
Anthony Maher, Mercyhurst.....	2001	17	63	3.71

POINTS

Player, Team	Year	Games	Goals	Assists	Points
Richard Sharpe, Florida Tech.....	1992	21	49	14	112
Chris Payne, Florida Tech.....	1990	23	27	46	100
Richard Sharpe, Florida Tech.....	1991	22	42	13	97
Richard Sharpe, Florida Tech.....	1993	19	39	12	90
David Hayes, Wingate.....	1997	21	37	15	89
Per Ole Tenden, Charleston (W.V.)....	1999	22	34	19	87
Joel Bailey, Wheeling Jesuit.....	2000	21	36	14	86
George Moyssidis, Florida Int'l.....	1980	17	27	26	80
Stilian Shishkov, Lander.....	1994	20	32	15	79
Daniel Dos Santos, Sacred Heart.....	1990	18	33	11	77
Sam Koladuk, St. Leo.....	1993	18	34	9	77
Eddie Enders, Florida Tech.....	1992	21	27	22	76
Jason Dunn, Seattle Pacific.....	1993	21	28	19	75
John Cunliffe, Fort Lewis.....	2006	24	29	16	74
David Hague, Grand Canyon.....	2006	19	33	7	73
Jon Akin, St. Leo.....	1996	18	28	16	72
Bojan Vuckovic, Franklin Pierce.....	1992	23	29	13	71
Joel Atkinson, West Va. Wesleyan.....	2000	20	29	12	70
Uchechukwu Chinyere, Dist. Columbia.....	2001	18	28	14	70
Morten Jensen, Dowling.....	2004	24	27	16	70

GOALS PER GAME

Player, Team	Year	Games	Goals	Avg.
Richard Sharpe, Florida Tech.....	1992	21	49	2.33
Richard Sharpe, Florida Tech.....	1993	19	39	2.05
Richard Sharpe, Florida Tech.....	1991	22	42	1.91
Sam Koleduk, St. Leo.....	1993	18	34	1.89
Ray Jones, Longwood.....	1987	16	29	1.81
David Hayes, Wingate.....	1997	21	37	1.76
David Hague, Grand Canyon.....	2006	19	33	1.74
Joel Bailey, Wheeling Jesuit.....	2000	21	36	1.71
Matt Okoh, Denver.....	1992	17	28	1.65
Henrik Nebrelius, Tampa.....	1997	19	31	1.63
Stilian Shishkov, Lander.....	1994	20	32	1.60
George Moyssidis, Florida Int'l.....	1980	17	27	1.59
Seamus Donnelly, Franklin Pierce.....	1996	17	27	1.59
Bert Williams, New Haven.....	2000	19	30	1.58
Alan Grossman, Fla. Southern.....	1973	14	22	1.57
Jon Akin, St. Leo.....	1996	18	28	1.56
Uchechukwu Chinyere, Dist. Columbia.....	2001	18	28	1.56
Per Ole Tenden, Charleston (W.V.).....	1999	22	34	1.55
Frederico Moojen, Lincoln Memorial.....	2004	15	23	1.53
Peter Nilsson, Southampton.....	2001	17	26	1.53
Rune Thuestad, West Va. Wesleyan.....	1999	19	29	1.53

GOALS

Player, Team	Year	Games	Goals
Richard Sharpe, Florida Tech.....	1992	21	49
Richard Sharpe, Florida Tech.....	1991	22	42
Richard Sharpe, Florida Tech.....	1993	19	39
David Hayes, Wingate.....	1997	21	37
Joel Bailey, Wheeling Jesuit.....	2000	21	36
Sam Koleduk, St. Leo.....	1993	18	34
Per Ole Tenden, Charleston (W.V.).....	1999	22	34
David Hague, Grand Canyon.....	2006	19	33
Stilian Shishkov, Lander.....	1993	21	32
Stilian Shishkov, Lander.....	1994	20	32
Henrik Nebrelius, Tampa.....	1997	19	31
Bert Williams, New Haven.....	2000	19	30
Martin Vasquez, Cal St. L.A.....	1981	22	29
Ray Jones, Longwood.....	1987	16	29
Jason Haupt, UNC Greensboro.....	1989	22	29
Bojan Vuckovic, Franklin Pierce.....	1992	23	29
Stilian Shishkov, Lander.....	1995	20	29
Khari Sharieff, S.C. Upstate.....	1997	24	29
Rune Thuestad, West Va. Wesleyan.....	1999	19	29
Jon Atkinson, West Va. Wesleyan.....	2000	20	29
Christopher Joyce, Franklin Pierce.....	2005	27	29
John Cunliffe, Fort Lewis.....	2006	24	29

ASSISTS PER GAME

Player, Team	Year	Games	Assists	Avg.
Chris Payne, Florida Tech.....	1990	23	46	2.00
Peter Sesay, North Fla.....	1996	17	23	1.35
Patrick White, Wis.-Parkside.....	1993	18	23	1.28
Milhaud Pierre, NJIT.....	1997	18	23	1.28
Andy McMahon, Stonehill.....	1991	17	21	1.24
Chris Dunn, North Fla.....	1994	17	21	1.24
Todd Braun, Indianapolis.....	1993	14	17	1.21
Ward Trowman, Ashland.....	2000	16	18	1.13
Rob Strickland, Lander.....	2000	14	15	1.07
Luis-Carlos Jimenez, Bentley.....	1997	15	16	1.07
Vinicious Parga, Concordia (N.Y.).....	2000	16	17	1.06
Timothy Hamill, Holy Family.....	2003	16	17	1.06
Michael Hasiuk, Davis & Elkins.....	1992	17	18	1.06
Igor Beyder, Cal St. L.A.....	1982	21	22	1.05
Eddie Enders, Florida Tech.....	1992	21	22	1.05
Itai Mor, Southern Conn. St.....	1996	21	22	1.05
Adam Denton, Wingate.....	1997	21	22	1.05
Gerry Lucey, C.W. Post.....	1993	20	20	1.00
Jeremy Jordan, Mars Hill.....	1996	20	20	1.00
Assaf Dagai, Southern Conn. St.....	1998	20	20	1.00
Tomas Boltnar, California (Pa.).....	2001	21	21	1.00
Glenn Murphy, Montevallo.....	2006	20	20	1.00

ASSISTS

Player, Team	Year	Games	Assists
Chris Payne, Florida Tech.....	1990	23	46
Patrick White, Wis.-Parkside.....	1993	18	23
Peter Sesay, North Fla.....	1996	17	23
Milhaud Pierre, NJIT.....	1997	18	23
Igor Beyder, Cal St. L.A.....	1982	21	22
Eddie Enders, Florida Tech.....	1992	21	22
Itai Mor, Southern Conn. St.....	1996	21	22

Player, Team	Year	Games	Assists
Rick Fleming, Merrimack	1996	23	22
Adam Denton, Wingate	1997	21	22
Jon Schoenherr, Cal St. Bakersfield	1997	24	22
Henrik Ronnevig, Southern Conn. St.	1998	24	22
John Cunliffe, Fort Lewis	2005	23	22
Andy McMahon, Stonehill	1991	17	21
Chris Dunn, North Fla.	1994	17	21
Tomas Boltnar, California (Pa.)	2001	21	21
Jeremy Wall, Florida Tech	1992	21	20
Gerry Lucey, C.W. Post	1993	20	20
Jeremy Jordan, Mars Hill	1996	20	20
Adam Haniemann, Oakland	1996	21	20
Assaf Dagai, Southern Conn. St.	1998	20	20
Glenn Murphy, Montevallo	2006	20	20

SAVES PER GAME

Player, Team	Year	Games	Saves	Avg.
David Mara, St. Anselm	1981	16	212	13.25
Joe Hamric, Newberry	1995	16	208	13.00
Stan Dippel, Truman	1982	13	161	12.38
Jon Jenkins, Salem Int'l	2000	19	234	12.32
Jeff Bettencourt, Cal Poly Pomona	1992	17	200	11.76
Jason Enterline, Shepherd	1999	16	187	11.69
Joe Hamric, Newberry	1996	18	204	11.33
Brian Wipperman, Molloy	1999	16	175	10.94
Darren Burchall, St. Leo	1985	17	185	10.88
Crispin St. Louis, Erskine	1993	18	195	10.83
Steve Dickey, Drury	1994	16	169	10.56
Tim Moore, Fla. Southern	1986	17	179	10.53
David Getman, St. Andrews	1994	17	174	10.24
John Diegel, East Stroudsburg	1979	17	172	10.12
Peter Anderson, St. Rose	1999	12	119	9.92
Dwight Dye, Erskine	1997	20	198	9.90
Asa Moran, Anderson (S.C.)	2000	14	136	9.71
Ashley Smith, Newberry	1998	20	194	9.70
Larry Sersante, Metro St.	1994	18	174	9.67
Mike Battaglia, St. Francis (Ill.)	1998	17	164	9.65

SAVES

Player, Team	Year	Games	Saves
Jon Jenkins, Salem Int'l	2000	19	234
David Mara, St. Anselm	1981	16	212
Joe Hamric, Newberry	1995	16	208
Joe Hamric, Newberry	1996	18	204
Jeff Bettencourt, Cal Poly Pomona	1992	17	200
Dwight Dye, Erskine	1997	20	198
Crispin St. Louis, Erskine	1993	18	195
Ashley Smith, Newberry	1998	20	194
Paul Barous, St. Michael's	1988	20	191
Jason Enterline, Shepherd	1999	16	187
Darren Burchall, St. Leo	1985	17	185
B.J. Peters, Le Moyne	1992	19	183
Chris Miller, Colorado St.-Pueblo	1994	20	181
Tim Moore, Fla. Southern	1986	17	179
Greg Weigel, Mars Hill	1999	21	178
Brian Wipperman, Molloy	1999	16	175
David Getman, St. Andrews	1994	17	174
Larry Sersante, Metro St.	1994	18	174
David Thomas, Lenoir-Rhyne	1996	18	173
John Diegel, East Stroudsburg	1979	17	172

SAVE PERCENTAGE

Player, Team	Year	Games	Saves	GA	Pct.
Tyler Baldock, Carson-Newman	2005	21	107	10	.915
Jeremiah Doyle, Seattle	2004	23	96	11	.897
Kellen Rosten, Seattle Pacific	2005	21	104	13	.889
Ryan Cooper, S.C. Upstate	2006	16	63	8	.887
Dan Frick, East Stroudsburg	2006	16	72	10	.878
Mark Owens, Presbyterian	2006	12	55	8	.873
Nate Gibson, Truman	2005	22	73	11	.869
Billy Grady, Dowling	2006	19	64	10	.865
Ryan Robinson, Limestone	2006	20	92	15	.860
James Thorpe, Franklin Pierce	2006	20	53	9	.855
Nick Clark, Fort Lewis	2005	23	80	14	.851
Dan Mangat, Wilmington (Del.)	2006	19	141	25	.849
Raven Keet, Montevallo	2005	17	82	15	.845

GOALS-AGAINST AVERAGE

(Must have played at least half of team's minutes)

Player, Team	Year	GA	Min.	GAA
Joe Masso, Queens (N.C.)	1991	2	885	0.20

Player, Team	Year	GA	Min.	GAA
Mathias Luhr, Lewis	1996	4	1,482	0.24
Thom Peer, Wis.-Parkside	2000	6	2,001	0.27
Chris Sagar, Wis.-Parkside	1993	5	1,575	0.29
Andrew Barks, Lewis	2000	7	1,933	0.33
Rick Koczak, Southern Conn. St.	1996	7	1,926	0.33
Mike Cashman, Southern Conn. St.	1987	7	1,750	0.36
Matt Nelson, Lynn	1998	6	1,447	0.37
Rick Koczak, Southern Conn. St.	1994	8	1,920	0.38
Mervin Shade, Dowling	2001	6	1,405	0.38
Chris Sagar, Wis.-Parkside	1994	4	930	0.39
Ante Cop, Southern N.H.	1997	7	1,605	0.39
Bo Oshoniyi, Southern Conn. St.	1993	9	2,005	0.40
Andrew Olivieri, Southern Conn. St.	1999	8	1,782	0.40
Fredrik Andreasson, Hawaii Pacific	2000	5	1,110	0.41
Billy Gatti, Southern Conn. St.	1997	7	1,520	0.41
Eric Hubler, Bryant	1988	8	1,700	0.42
Darian Tuitt, Mercyhurst	1997	6	1,270	0.43
Phil Elias, Charleston (W.V.)	1999	10	2,083	0.43
Bill Glandon, Seattle Pacific	1984	7	1,450	0.43

SOLO SHUTOUT PERCENTAGE

(Min. 10 Shutouts)

Player, Team	Year	Games	Shutouts	Pct.
Peter Quinn, Bridgeport	1986	21	16	.762
Thom Peer, Wis.-Parkside	2000	22	16	.727
Nate Gibson, Truman	2003	18	13	.722
Cliff Dixon, Fla. Southern	1997	16	11	.688
Tobias Svantesson, Southern N.H.	2000	22	15	.682
Mervin Shade, Dowling	2001	15	10	.667
Tyler Baldock, Carson-Newman	2006	15	10	.667
Marcus Hahnemann, Seattle Pacific	1991	20	13	.650
Mark Litton, Wis.-Parkside	1988	22	14	.636
Warren van der Westhuizen, Clayton St.	2000	22	14	.636
Nate Gibson, Truman	2005	22	14	.636
Julien Fruitier, Lynn	2001	19	12	.632
Jon Gleason, St. Anselm	1986	16	10	.625
Tim Melia, Lynn	2006	16	10	.625
William Umanzo, Dist. Columbia	1999	18	11	.611
Nate Madden, Northern Ky.	2004	18	11	.611
Stan Anderson, Wis.-Parkside	1989	23	14	.609
Bill Twaite, Florida Tech	1989	20	12	.600
Barry Wong, UC Davis	1991	20	12	.600
Mathias Luhr, Lewis	1996	20	12	.600
Ante Cop, Southern N.H.	1997	20	12	.600
James Thorpe, Franklin Pierce	2006	20	12	.600

SOLO SHUTOUTS

Player, Team	Year	Games	Shutouts
Peter Quinn, Bridgeport	1986	21	16
Thom Peer, Wis.-Parkside	2000	22	16
Tobias Svantesson, Southern N.H.	2000	22	15
Jeff Storrs, Seattle Pacific	1987	24	14
Mark Litton, Wis.-Parkside	1988	22	14
Stan Anderson, Wis.-Parkside	1989	23	14
Warren van der Westhuizen, Clayton St.	2000	22	14
James Thorpe, Franklin Pierce	2004	24	14
Nate Gibson, Truman	2005	22	14
Sergio Soriano, Seattle Pacific	1978	27	13
Paul Larkin, Oakland	1982	22	13
Mike Cashman, Southern Conn. St.	1988	27	13
Marcus Hahnemann, Seattle Pacific	1991	20	13
Matt Touchstone, Cal St. Bakersfield	1995	22	13
Steve Berglund, Fort Lewis	1999	24	13
Nate Gibson, Truman	2003	18	13
Jeremiah Doyle, Seattle	2004	23	13
Warren Westcoast, Lock Haven	1988	21	12
Bill Twaite, Florida Tech	1989	20	12
Barry Wong, UC Davis	1991	20	12
Darren Murray, Mercyhurst	1995	22	12
Mathias Luhr, Lewis	1996	20	12
Ante Cop, Southern N.H.	1997	20	12
Andrew Barks, Lewis	2000	23	12
Julien Fruitier, Lynn	2001	19	12
Josh Wicks, Cal St. Bakersfield	2004	22	12
James Thorpe, Franklin Pierce	2006	20	12

Career

POINTS PER GAME
(Min. 100 Points)

Player, Team	Years	Games	Points	Avg.
Richard Sharpe, Florida Tech.....	1990-93	72	321	4.46
George Moyssidis, Florida Int'l.....	1979-80	32	117	3.66
Stilian Shishkov, Lander.....	1993-95	61	213	3.49
Jim Mailey, Bloomsburg.....	1976-79	48	157	3.27
Martin Vasquez, Cal St. L.A.....	1981-83	55	169	3.07
Bojan Vuckovic, Franklin Pierce.....	1991-94	83	246	2.96
Rune Thuestad, West Va. Wesleyan.....	1996-99	78	231	2.96
Johan Kron, Southampton.....	1997-99	49	143	2.92
Ken Whiteside, Oakland.....	1973-76	55	154	2.80
Joel Bailey, Wheeling Jesuit.....	1999-02	78	212	2.72
Henrik Nebreluis, Tampa.....	1995-97	60	162	2.70
Ray Jones, Longwood.....	1987-90	68	183	2.69
Pete Notaro, Loyola (Md.).....	1975-78	69	185	2.68
Jason Dunn, Seattle Pacific.....	1991-93	59	158	2.68
Sam Koleduk, St. Leo.....	1990-94	70	187	2.67
Paul Hopkins, Tusculum.....	2001-04	76	194	2.55
John Cunliffe, Fort Lewis.....	2003-06	86	212	2.47
Eli Tiomkin, Oakland.....	1991-94	66	160	2.42
Eddie Enders, Florida Tech.....	1990-93	86	208	2.42
Moussa Sy, Dowling.....	1998-00	46	111	2.41
Bert Williams, New Haven.....	1998-00	54	130	2.41
Jason Haupt, UNC Greensboro.....	1988-90	64	151	2.36
Khari Sharrieff, S.C. Upstate.....	1997-00	60	138	2.30
Gerry Van DeMerwe, Gannon.....	1984-87	81	186	2.30
Peter Hattrup, Seattle Pacific.....	1982-83, 85	65	149	2.29

POINTS

Player, Team	Years	Games	Points
Richard Sharpe, Florida Tech.....	1990-93	72	321
Bojan Vuckovic, Franklin Pierce.....	1991-94	83	246
Rune Thuestad, West Va. Wesleyan.....	1996-99	78	231
Stilian Shishkov, Lander.....	1993-95	61	213
Joel Bailey, Wheeling Jesuit.....	1999-02	78	212
John Cunliffe, Fort Lewis.....	2003-06	86	212
Eddie Enders, Florida Tech.....	1990-93	86	208
Paul Hopkins, Tusculum.....	2001-04	76	194
Mike Feniger, East Stroudsburg.....	1993-96	89	189
Sam Koleduk, St. Leo.....	1990-94	70	187
Gerry Van DeMerwe, Gannon.....	1984-87	81	186
Pete Notaro, Loyola (Md.).....	1975-78	69	185
Ray Jones, Longwood.....	1987-90	68	183
Tomas Boltnar, California (Pa.).....	1998-01	82	180
Henrik Ronnevig, S.C. Upstate.....	1997-00	84	177
Rich Fleming, Merrimack.....	1993-96	86	171
Troy Bingham, Gannon.....	1988-91	77	170
Andy Thompson, Mars Hill.....	1996-99	82	170
Martin Vasquez, Cal St. L.A.....	1981-83	55	169
Mark Vanston, Bridgeport.....	1982-85	77	168
Jon Akin, St. Leo.....	1995-98	75	167
Rob van Rheen, Gannon.....	1982-85	79	166
Patrick White, Wis.-Parksid.....	1992-95	75	165
Nick Rafferty, Franklin Pierce.....	1989-92	74	162
Henrik Nebreluis, Tampa.....	1995-97	60	162
Dzevat Nikocaj, Francis Marion.....	1997-00	80	162

GOALS PER GAME
(Min. 45 Goals)

Player, Team	Years	Games	Goals	Avg.
Richard Sharpe, Florida Tech.....	1990-93	72	137	1.90
Stilian Shishkov, Lander.....	1993-95	61	93	1.52
George Moyssidis, Florida Int'l.....	1979-80	32	48	1.50
Jim Mailey, Bloomsburg.....	1976-79	48	63	1.31
Rune Thuestad, West Va. Wesleyan.....	1996-99	78	98	1.26
Johan Kron, Southampton.....	1997-99	49	60	1.22
Martin Vasquez, Cal St. L.A.....	1981-83	55	67	1.22
Joel Bailey, Wheeling Jesuit.....	1999-02	78	95	1.22
Henrik Nebreluis, Tampa.....	1995-97	60	72	1.20
Bojan Vuckovic, Franklin Pierce.....	1991-94	83	99	1.19
Seamus Donnelly, Franklin Pierce.....	1994-96	45	53	1.18
Pete Notaro, Loyola (Md.).....	1975-78	69	81	1.17
Sam Koleduk, St. Leo.....	1990-94	70	77	1.10
Ken Whiteside, Oakland.....	1973-76	55	60	1.09
Paul Hopkins, Tusculum.....	2001-04	76	82	1.08
Jason Dunn, Seattle Pacific.....	1991-93	59	62	1.05
Bert Williams, New Haven.....	1998-00	54	56	1.04
Ray Jones, Longwood.....	1987-90	68	70	1.03

Player, Team	Years	Games	Goals	Avg.
Nick Rafferty, Franklin Pierce.....	1989-92	65	65	1.00
Moussa Sy, Dowling.....	1998-00	46	46	1.00
Khari Sharrieff, S.C. Upstate.....	1997-00	60	60	1.00
Jason Haupt, UNC Greensboro.....	1988-90	64	63	0.98
Michel Heeneman, Gannon.....	1988-90	61	59	0.97
Gerry van DeMerwe, Gannon.....	1984-87	81	76	0.94
Peter Hattrup, Seattle Pacific.....	1982-83, 85	65	59	0.91

GOALS

Player, Team	Years	Games	Goals
Richard Sharpe, Florida Tech.....	1990-93	72	137
Bojan Vuckovic, Franklin Pierce.....	1991-94	83	99
Rune Thuestad, West Va. Wesleyan.....	1996-99	78	98
Joel Bailey, Wheeling Jesuit.....	1999-02	78	95
Stilian Shishkov, Lander.....	1993-95	61	93
Paul Hopkins, Tusculum.....	2001-04	76	82
Pete Notaro, Loyola (Md.).....	1975-78	69	81
Sam Koleduk, St. Leo.....	1990-94	70	77
Gerry van DeMerwe, Gannon.....	1984-87	81	76
Mike Feniger, East Stroudsburg.....	1993-96	89	76
John Cunliffe, Fort Lewis.....	2003-06	86	75
Eddie Enders, Florida Tech.....	1990-93	86	74
Andy Thompson, Mars Hill.....	1996-99	82	73
Morten Jensen, Dowling.....	2003-06	84	73
Henrik Nebreluis, Tampa.....	1995-97	60	72
Ray Jones, Longwood.....	1987-90	68	70
Bruce Raney, Seattle Pacific.....	1978-81	97	68
Troy Bingham, Gannon.....	1988-91	77	68
Dzevat Nikocaj, Francis Marion.....	1997-00	80	68
Martin Vasquez, Cal St. L.A.....	1981-83	55	67
Mark Vanston, Bridgeport.....	1982-85	77	65
Nick Rafferty, Franklin Pierce.....	1989-92	65	65
Jim Mailey, Bloomsburg.....	1976-79	48	63
Michael Corday, Southern Ind.....	1983-86	73	63
Jason Haupt, UNC Greensboro.....	1988-90	64	63

ASSISTS PER GAME
(Min. 25 Assists)

Player, Team	Years	Games	Assists	Avg.
Gary Haizel, Oakland.....	1984-86	36	42	1.16
Chris Payne, Florida Tech.....	1987-90	80	87	1.09
Mali Walton, Oakland.....	1991-94	46	46	1.00
Steve Freeman, Florida Tech.....	1986-89	73	63	0.86
Henrik Ronnevig, S.C. Upstate.....	1997-00	84	69	0.82
Danny Rebusck, S.C. Upstate.....	1991-92	40	31	0.78
Igor Beyder, Cal St. L.A.....	1981-83	55	41	0.75
Jason Farrell, Seattle Pacific.....	1991-92	38	28	0.74
Peter Sesay, North Fla.....	1997-99	47	34	0.72
John Cunliffe, Fort Lewis.....	2003-06	86	62	0.72
Bozidar Simic, Franklin Pierce.....	1993-95	57	41	0.72
Moulton Cato, Southern Ind.....	1981-84	73	52	0.71
Claes Meldal, Truman.....	1994-95, 98	48	34	0.71
Eddie Enders, Florida Tech.....	1990-93	86	60	0.70
Liam Lochhead, Franklin Pierce.....	1991-94	80	55	0.69
Tomas Boltnar, California (Pa.).....	1998-01	82	56	0.68
Patrick White, Wis.-Parksid.....	1992-95	75	51	0.68
Adam Denton, Wingate.....	1997-00	77	52	0.68
Chris Dunn, North Fla.....	1993-95	42	28	0.67
Itai Mor, Southern Conn. St.....	1994-97	71	47	0.66
Assaf Dagai, Southern Conn. St.....	1996-99	84	55	0.65
Richard Sharpe, Florida Tech.....	1990-93	72	47	0.65
Jim Mailey, Bloomsburg.....	1976-79	48	31	0.65
Dean Sewell, Southern N.H.....	1994-96	53	34	0.64
Rich Fleming, Merrimack.....	1993-96	86	55	0.64
Martin Vasquez, Cal St. L.A.....	1981-83	55	35	0.64
Eli Tiomkin, Oakland.....	1991-94	66	42	0.64

ASSISTS

Player, Team	Years	Games	Assists
Chris Payne, Florida Tech.....	1987-90	80	87
Henrik Ronnevig, S.C. Upstate.....	1997-00	84	69
Steve Freeman, Florida Tech.....	1986-89	73	63
John Cunliffe, Fort Lewis.....	2003-06	86	62
Eddie Enders, Florida Tech.....	1990-93	86	60
Tomas Boltnar, California (Pa.).....	1998-01	82	56
Liam Lochhead, Franklin Pierce.....	1991-94	80	55
Rich Fleming, Merrimack.....	1993-96	86	55
Assaf Dagai, Southern Conn. St.....	1996-99	84	55
Moulton Cato, Southern Ind.....	1981-84	73	52
Adam Denton, Wingate.....	1997-00	77	52
Patrick White, Wis.-Parksid.....	1992-95	75	51
Rob van Rheen, Gannon.....	1982-85	79	50

Player, Team	Years	Games	Assists
Bojan Vuckovic, Franklin Pierce	1991-94	83	48
Steve McAuliffe, Merrimack	1994-97	89	48
Richard Sharpe, Florida Tech	1990-93	72	47
David Siers, Wis.-Parksid	1993-96	78	47
Itai Mor, Southern Conn. St.	1994-97	71	47
Jon Akin, St. Leo	1995-98	75	47
Mali Walton, Oakland	1991-94	46	46
Gary Lynch, S.C. Upstate	2001-04	71	45
Marco Koolman, Gannon	1987-90	80	44
Martin Nebreluis, Tampa	1991-94	82	44
Vadim Tolstolutsy, Seattle Pacific	1997-00	82	44
Ray Jones, Longwood	1987-90	68	43

SAVES PER GAME
(Min. 300 Saves)

Player, Team	Years	Games	Saves	Avg.
Jeff Bettencourt, Cal Poly Pomona	1990-93	43	511	11.88
Joe Hamric, Newberry	1995-96	35	412	11.77
David Mara, St. Anselm	1982-86	36	396	11.00
Taylor Tucker, Longwood	1992-95	53	526	9.92
Ernie Tyler, Southern N.H.	1978-81	44	432	9.82
Jon Zaffino, St. Michael's	1990-93	68	635	9.34
Tim Moore, Fla. Southern	1985-88	58	505	8.71
Crispin St. Louis, Erskine	1990-91, 93	59	505	8.56
Eric Burkholder, Kutztown	1994-98	57	485	8.51
Greg Campbell, Southern N.H.	1977-80	44	372	8.45
Chris Walker, St. Andrews	1996-99	51	415	8.14
Steve Dickey, Drury	1991-94	66	522	7.91
Stan Dippel, Truman	1982-85	61	460	7.54
David Thomas, Lenoir-Rhyne	1995-98	54	398	7.37
Michael Thomas, Fort Lewis	1995-98	49	350	7.14
Ken Finch, St. Leo	1985-88	56	398	7.11
Ashley Smith, Newberry	1997-00	78	550	7.05
Sean Maloney, Wheeling Jesuit	1991-94	49	318	6.49
Phil Hahn, Mo.-Rolla	1990-94	49	314	6.41
Mike Williams, Le Moyne	1994-96	54	342	6.33
Steve Quinones, Franklin Pierce	1987-90	71	429	6.04
Martin Peat, Florida Tech	1994-97	65	379	5.83
Jason Petronis, East Stroudsburg	1993-95	65	373	5.74
Ryan Schlegel, Millersville	2001-04	56	321	5.73
Simon Brading, West Fla.	1994-97	66	374	5.67

SAVES

Player, Team	Years	Games	Saves
Jon Zaffino, St. Michael's	1990-93	68	635
Ashley Smith, Newberry	1997-00	78	550
Taylor Tucker, Longwood	1992-95	53	526
Steve Dickey, Drury	1991-94	66	522
Jeff Bettencourt, Cal Poly Pomona	1990-93	43	511
Tim Moore, Fla. Southern	1985-88	58	505
Crispin St. Louis, Erskine	1990-91, 93	59	505
Eric Burkholder, Kutztown	1994-98	57	485
Stan Dippel, Truman	1982-85	61	460
Ernie Tyler, Southern N.H.	1978-81	44	432
Steve Quinones, Franklin Pierce	1987-90	71	429
Danny Puertas, Millersville	1994-97	79	422
Chris Walker, St. Andrews	1996-99	51	415
Joe Hamric, Newberry	1995-96	35	412
Rob Thompson, Lock Haven	1991-94	—	405
Ken Finch, St. Leo	1985-88	56	398
David Thomas, Lenoir-Rhyne	1995-98	54	398
Sergio Soriano, Seattle Pacific	1978-81	93	397
David Mara, St. Anselm	1982-86	36	396
Jonathan Runion, Francis Marion	2002-05	72	382
Martin Peat, Florida Tech	1994-97	65	379
Simon Brading, West Fla.	1994-97	66	374
Jason Petronis, East Stroudsburg	1993-95	65	373
Greg Campbell, Southern N.H.	1977-80	44	372
Josh Wicks, Cal St. Bakersfield	2001-04	79	358

GOALS-AGAINST AVERAGE
(Min. 2,500 Minutes)

Player, Team	Years	GA	Min.	GAA
Chris Sagar, Wis.-Parksid	1993-94	9	2,505	0.32
Bo Oshoniyi, Southern Conn. St.	1990-93	40	7,580	0.47
Rick Koczak, Southern Conn. St.	1994-96	32	5,942	0.48
Ante Cop, Southern N.H.	1995-97	16	2,971	0.48
Mike Guzaski, Wis.-Parksid	1993-96	28	4,780	0.53
Billy Gatti, Southern Conn. St.	1997-98	21	3,579	0.53
Thom Peer, Wis.-Parksid	1998-01	34	5,507	0.56
Tobias Svantesson, Southern N.H.	1999-00	24	3,795	0.57
Erik Fernstrom, Southern N.H.	1995-98	29	4,186	0.62

Player, Team	Years	GA	Min.	GAA
David Marcincavage, Catawba	1989-92	36	5,131	0.63
Bill Twaite, Florida Tech	1988-89	18	2,555	0.63
Andrew Olivieri, Southern Conn. St.	1999-02	51	7,222	0.64
Andrew Barks, Lewis	1997-00	32	4,178	0.69
Barry Wong, UC Davis	1990-91	22	2,994	0.71
Warren van der Westhuizen, Clayton St.	1999-02	54	6,841	0.71
Jeff Storrs, Seattle Pacific	1985-88	49	6,195	0.71
Josh Martin, S.C. Upstate	1993-96	23	2,889	0.72
Marcus Hahnemann, Seattle Pacific	1990-93	60	7,471	0.72
Trevor Holbrook, Southern N.H.	1986-89	33	3,965	0.75
Jeff Negalha, S.C. Upstate	1997-98	33	3,893	0.76
Paul Barous, St. Michael's	1986-88	31	3,620	0.77
Scott Thomas, St. Anselm	1982-86	36	3,901	0.83
Dave Landry, Seattle Pacific	1972-73	25	2,700	0.83
Sergio Soriano, Seattle Pacific	1978-81	69	7,393	0.84
Derian Tuit, Mercyhurst	1997-00	63	6,734	0.84

GOALKEEPER MINUTES PLAYED

Player, Team	Years	Min.
Bo Oshoniyi, Southern Conn. St.	1990-93	7,580
Marcus Hahnemann, Seattle Pacific	1990-93	7,471
Nick Clark, Fort Lewis	2002-05	7,466
Sergio Soriano, Seattle Pacific	1978-81	7,393
Andrew Olivieri, Southern Conn. St.	1999-02	7,222
Josh Wicks, Cal St. Bakersfield	2001-04	7,150
Danny Puertas, Millersville	1994-97	7,146
Mathias Luhr, Lewis	1994-96, 98	7,040
Ben Dragavon, Western Wash.	2002-05	6,927
Warren van der Westhuizen, Clayton St.	1999-02	6,841
Derian Tuit, Mercyhurst	1997-00	6,734
Roger Svensson, Southampton	1997-00	6,637
Stefan Wall, Truman	1988-91	6,554
Taylor Tucker, Longwood	1992-95	6,494
Brandon Hearn, Cal St. Bakersfield	1995-98	6,393
David Scott, Central Ark.	1996-99	6,378
Jeff Storrs, Seattle Pacific	1985-88	6,195
James Ward, Seattle Pacific	2001-04	6,186
John MacLeod, St. Anselm	1996-99	6,146
Steve Berglund, Fort Lewis	1997-00	6,127
Chris Wilson, Cal St. Dom. Hills	1986-89	6,045
Rick Koczak, Southern Conn. St.	1994-96	5,942
Corey Jones, Montevallo	1999-02	5,847
Nate Madden, Northern Ky.	2001-04	5,841
Ashley Smith, Newberry	1997-00	5,800

PLAYERS WITH 40 GOALS AND 40 ASSISTS
(Chronological Order)

Player, Team	Goals	Assists	Points	Years
Rob van Rheen, Gannon	58	50	166	1982-85
Bill Manning, Bridgeport	43	41	127	1983-86
Steve Freeman, Florida Tech	47	63	157	1986-90
Ray Jones, Longwood	70	43	183	1987-90
Richard Sharpe, Florida Tech	137	47	321	1990-93
Eddie Enders, Florida Tech	74	60	208	1990-93
Bojan Vuckovic, Franklin Pierce	99	48	246	1991-94
Eli Tiomkin, Oakland	59	42	160	1991-94
Liam Lochhead, Franklin Pierce	43	55	141	1991-94
Patrick White, Wis.-Parksid	57	51	165	1992-95
Rich Fleming, Merrimack	58	55	171	1993-96
Steve McAuliffe, Merrimack	45	48	138	1994-97
Jon Akin, St. Leo	60	47	167	1995-98
Assaf Dagai, Southern Conn. St.	41	55	137	1996-99
Henrik Ronnevig, S.C. Upstate	54	69	177	1997-00
Vadim Tolstolutsy, Seattle Pacific	40	44	124	1997-00
Tomas Boltnar, California (Pa.)	62	56	180	1998-01
John Cunliffe, Fort Lewis	75	62	212	2003-06

Miscellaneous

FASTEST GOAL, START OF GAME

Time	Player, Team	Opponent	Date
:05	Bo Journey, Catawba	Newberry	Oct. 1, 1998
:06	Dave Allen, Florida Tech	Rollins	Nov. 9, 1996
:07	Des Martin, Clayton St.	Lenoir-Rhyne	Sept. 11, 2002
:09	Richard Walker, Southern N.H.	Franklin Pierce	Sept. 30, 1998
:12	Giuseppe Dorini, West Va. Wesleyan	Wheeling Jesuit	Nov. 1, 1997
:13	Andrew Bailey, Sonoma St.	Cal St. Monterey Bay	Oct. 20, 2004
:16	Bobby McAlister, Seattle	Cal St. Bakersfield	Sept. 1, 2002
:17	Ralph Richards, Indianapolis	Barry	Oct. 30, 1999
:18	Neal Mazzei, Fla. Southern	Warner Southern	Sept. 4, 1984

Time	Player, Team	Opponent	Date
:18	Nick Carr, Lewis	Wis.-Parkside	Oct. 25, 1998
:18	Joe Kadelski, Lock Haven	St. Thomas Aquinas	Sept. 22, 1999
:18	Ethan Miller-Bazemore, Sonoma St.	San Fran. St.	Oct. 22, 1995
:19	Pat White, Wis.-Parkside	Mo.-St. Louis	Sept. 19, 1993
:20	Attila Javor, Franklin Pierce	Ashland	Sept. 2, 1996
:20	Michael Cavada, Barton	St. Andrews	Sept. 30, 1996
:20	Danny Twilley, Barton	Longwood	Oct. 16, 1996
:20	Michiel Hoenderkamp, Gannon	West Va. Wesleyan	Sept. 26, 1999

FASTEST CONSECUTIVE GOALS, SAME PLAYER

Time	Player, Team	Opponent	Date
0:08	George Moyssidis, Florida Int'l	Valdosta St.	Oct. 20, 1979
0:08	Steve Lose, Fla. Southern	Florida Bible	Sept. 12, 1987
0:17	Greg Peters, Wis.-Parkside	Purdue-Calumet	Oct. 15, 1986
1:08	Damian Bardon, Barry	Trinity International	Aug. 25, 1999
1:25	Alex Chursky, Seattle	Humboldt St.	Oct. 26, 2003
1:29	Andres Lozano, Barry	St. Thomas (Fla.)	Sept. 5, 2002
1:29	Dan Krispinsky, Ashland	Ohio Dominican	Oct. 8, 2005

CONSECUTIVE GAMES WITH AT LEAST ONE GOAL

No.	Player, Team	From	To
24	Rune Thuestad, West Va. Wesleyan	Sept. 30, 1998	Oct. 9, 1999
11	Pat Stanco, East Stroudsburg	Sept. 22, 1999	Oct. 27, 1999
11	Oliver Medina, Southern Conn. St.	Aug. 30, 2002	Oct. 8, 2002
10	Seamus Donnelly, Franklin Pierce	Oct. 12, 1996	Nov. 16, 1996
8	Joash Dukes, Florida Int'l	1979	1979
8	Gil Hokayama, Southern Conn. St.	Oct. 10, 1992	Nov. 6, 1992
8	Jarrett Wagner, Drury	Sept. 16, 1993	Oct. 10, 1993
8	Jason Dunn, Seattle Pacific	Oct. 2, 1993	Nov. 11, 1993
8	Mike Feniger, East Stroudsburg	Sept. 10, 1995	Sept. 30, 1995
8	Kirk Harwat, Ashland	Oct. 6, 2000	Nov. 3, 2000
8	Olivier Océan, Southern Conn. St.	Aug. 28, 2001	Sept. 16, 2001

Annual Individual Champions

Points Per Game

Season	Player, Team	Cl.	G	GO	A	P	Avg.
1998	Jon Stefansson, West Fla.	Fr.	19	25	14	64	3.37
1999	Per Ole Tenden, Charleston (W.V.)	So.	22	34	19	87	3.95
2000	Joel Bailey, Wheeling Jesuit	So.	21	36	14	86	4.10
2001	Uchekukwu Chinyere, Dist. Columbia	Fr.	18	28	14	70	3.89
2002	Paul Hopkins, Tusculum	So.	21	28	13	69	3.29
2003	Robert Dawson, Wingate	So.	18	24	6	54	3.00
2004	Gary Lynch, S.C. Upstate	Sr.	19	26	16	68	3.58
2005	Asmir Pervan, St. Leo	Jr.	17	22	7	51	3.00
2006	David Hague, Grand Canyon	Sr.	19	33	7	73	3.84

Goals Per Game

Season	Player, Team	Cl.	G	GO	Avg.
1998	Rune Thuestad, West Va. Wesleyan	Sr.	19	26	1.37
1999	Per Ole Tenden, Charleston (W.V.)	So.	22	34	1.55
2000	Joel Bailey, Wheeling Jesuit	So.	21	36	1.71
2001	Uchekukwu Chinyere, Dist. Columbia	Fr.	18	28	1.56
2002	Paul Hopkins, Tusculum	So.	21	28	1.33
2003	Robert Dawson, Wingate	So.	18	24	1.33
2004	Frederico Moojen, Lincoln Memorial	Fr.	15	23	1.53
2005	Frederico Moojen, Lincoln Memorial	So.	19	25	1.32
2006	David Hague, Grand Canyon	Sr.	19	33	1.74

Assists Per Game

Season	Player, Team	Cl.	G	A	Avg.
1998	Assaf Dagai, Southern Conn. St.	Sr.	20	20	1.00
1999	Per Ole Tenden, Charleston (W.V.)	So.	22	19	0.86
2000	Ward Trowman, Ashland	Jr.	16	18	1.13
2001	Tomas Boltnar, California (Pa.)	Sr.	21	21	1.00
2002	Jose Palladino, Clayton St.	Sr.	18	17	0.94
2003	Timothy Hamill, Holy Family	Sr.	16	17	1.06
2004	Ricardo Raposo, Barry	Sr.	16	14	0.88
2005	John Cunliffe, Fort Lewis	Jr.	23	22	0.96
2006	Glenn Murphy, Montevallo	Jr.	20	20	1.00

No.	Player, Team	From	To
8	Paul Hopkins, Tusculum	Sept. 5, 2002	Sept. 28, 2002
7	Jack Donovan, Mo.-St. Louis	1975	1975
7	Bill Manning, Bridgeport	Sept. 24, 1986	Oct. 13, 1986
7	Jason Dunn, Seattle Pacific	Oct. 3, 1992	Oct. 28, 1992
7	Bojan Vuckovic, Franklin Pierce	Sept. 11, 1993	Oct. 5, 1993
7	Rune Thuestad, West Va. Wesleyan	Sept. 28, 1996	Oct. 19, 1996
7	Sean Crawford, East Stroudsburg	Sept. 21, 1997	Oct. 8, 1997
7	Anthony Maher, Mercyhurst	Sept. 19, 2001	Oct. 14, 2001
7	Mike Blythe, Mercyhurst	Sept. 28, 2001	Oct. 21, 2001
7	Morten Jensen, Dowling	Aug. 28, 2004	Sept. 12, 2004

CONSECUTIVE SHUTOUT MINUTES

No.	Player, Team	From	To
962:00	Peter Quinn, Bridgeport	Sept. 13, 1986	Oct. 18, 1986
944:00	Marcus Hahnemann, Seattle Pacific	Sept. 27, 1991	Nov. 1, 1991
940:00	Mathias Luhr, Lewis	Sept. 20, 1996	Oct. 24, 1996
912:27	Jeremiah Doyle, Seattle	Sept. 17, 2004	Oct. 30, 2004
896:00	Andrew Oliveri, Southern Conn. St.	Sept. 22, 1999	Nov. 21, 1999
867:00	Julien Fruitier, Lynn	Sept. 23, 2001	Nov. 3, 2001
838:07	Matt Touchstone, Cal St. Bakersfield	Sept. 30, 1995	Oct. 28, 1995
787:36	Tobias Svantesson, Southern N.H.	Oct. 14, 2000	Nov. 19, 2000
777:00	Rick Koczak, Southern Conn. St.	Sept. 14, 1996	Oct. 19, 1996
732:00	Rick Koczak, Southern Conn. St.	Oct. 8, 1994	Nov. 5, 1994
726:06	Steve Berglund, Fort Lewis	Nov. 14, 1998	Sept. 26, 1999
650:24	Tobias Svantesson, Southern N.H.	Oct. 10, 1999	Oct. 30, 1999
630:33	Jason Wright, Quincy	Sept. 25, 1999	Oct. 12, 1999
630:00	Darren Ambrose, S.C. Upstate	Oct. 11, 1991	Nov. 1, 1991
617:37	Steve Berglund, Fort Lewis	Oct. 17, 1998	Nov. 14, 1998
603:38	Nate Gibson, Truman	Oct. 3, 2003	Oct. 31, 2003
585:00	Rohan Cassells, West Va. Wesleyan	Oct. 4, 1996	Oct. 23, 1996

Goals-Against Average

Season	Player, Team	Cl.	G	MIN	GA	GAA
1998	Matt Nelson, Lynn	Jr.	16	1,447	6	0.37
1999	Andrew Oliveri, Southern Conn. St.	Fr.	20	1,782	8	0.40
2000	Thom Peer, Wis.-Parkside	Jr.	22	2,001	6	0.27
2001	Mervin Shade, Dowling	Sr.	15	1,405	6	0.38
2002	Kevin Street, Lynn	Fr.	12	855	5	0.53
2003	Nate Gibson, Truman	Fr.	18	1,630	8	0.44
2004	Jeremiah Doyle, Seattle	Sr.	23	2,087	11	0.47
2005	Tyler Baldock, Carson-Newman	Jr.	21	1,923	10	0.47
2006	James Thorpe, Franklin Pierce	Jr.	20	1,806	9	0.45

Saves Per Game

Season	Player, Team	Cl.	G	SV	Avg.
1998	Ashley Smith, Newberry	So.	20	194	9.70
1999	Peter Anderson, St. Rose	So.	12	119	9.92
2000	Asa Moran, Anderson (S.C.)	Jr.	14	136	9.71
2001	Jason Rohrbach, Davis & Elkins	Fr.	18	155	8.61
2002	Chris McClellan, Colo. Christian	Sr.	15	129	8.60
2003	Sean McEnery, St. Thomas Aquinas	Fr.	16	125	7.81
2004	Brian Rudden, Goldey-Beacom	Sr.	18	156	8.67
2005	William Bloom, Ohio Valley	So.	19	157	8.26
2006	Dan Ford, St. Joseph's (Ind.)	Sr.	17	158	9.29

Save Percentage*

Season	Player, Team	Cl.	G	SV	GA	Pct.
2005	Tyler Baldock, Carson-Newman	Jr.	21	107	10	.915
2006	Ryan Cooper, S.C. Upstate	Sr.	16	63	8	.887

*Category added in 2005

Team Records

Official NCAA Division II men's soccer records began with the 1959 season and are based on information submitted to the NCAA statistics service by institutions participating in the statistics rankings. Annual champions started in the 1998 season, which was the first year the NCAA compiled weekly leaders. In statistical rankings, the rounding of percentages and/or averages may indicate ties where none exist. In these cases, the numerical order of the rankings is accurate.

Scoring

POINTS

Game

56—Lincoln Memorial vs. West Va. Tech, Sept. 24, 2006

GOALS

Game

21—Dist. Columbia vs. Lincoln (Pa.), Oct. 31, 2001

Season

113—Florida Tech, 1992 (21 games)

SCORING AVERAGE

Season

5.38—Florida Tech, 1992 (113 goals in 21 games)

ASSISTS

Game

20—Lincoln Memorial vs. West Va. Tech, Sept. 24, 2006

FASTEST CONSECUTIVE GOALS BY SAME TEAM

:05—Florida Int'l (Ian Martin and Joash Dukes) vs. St. Thomas (Fla.), Nov. 7, 1979

FASTEST THREE CONSECUTIVE GOALS, SAME TEAM

2:11—Montevallo (James Ward [16:06], then Jonathan Maloney [16:19], then Richard Henry [18:17]) vs. Ouachita Baptist, Oct. 16, 2005

FASTEST CONSECUTIVE GOALS BY OPPOSING TEAMS

:11—Fla. Southern (Garrett Gaa), then Nova Southeastern (Jeremy Bulen), Oct. 27, 2006

Defense

SAVES

Game

34—Franklin Pierce vs. King's (Pa.), 1990

Season

293—Newberry, 1996 (19 games)

SAVES PER GAME

Season

17.53—St. Anselm, 1972 (263 in 15 games)

SAVE PERCENTAGE

Season

.920—Carson-Newman, 2005 (10 GA, 115 saves)

GOALS-AGAINST AVERAGE

Season

0.25—Wis.-Parkside, 1993 (5 GA in 1,780 min.)

SHUTOUTS

Season

18—Southern Conn. St., 1988 (27 games)

SHUTOUT PERCENTAGE

Season

.773—Wis.-Parkside, 2000 (17 in 22 games)

Miscellaneous

CONSECUTIVE WINS

33—Southern Conn. St., Oct. 7, 1998, to Sept. 1, 2000

CONSECUTIVE GAMES WITHOUT A LOSS

41—Southern Conn. St., Oct. 28, 1989, to Oct. 19, 1991 (includes 4 ties)

CONSECUTIVE HOME WINS

32—Cal St. L.A., 1982 to 1986

CONSECUTIVE CONFERENCE WINS (Includes conference tournaments)

33—Mercyhurst, Oct. 23, 1996, to Nov. 9, 2002

CONSECUTIVE CONFERENCE GAMES WITHOUT A LOSS (Includes conference tournaments)

46—Southern Conn. St., Oct. 10, 1995, to Oct. 4, 2000

CONSECUTIVE SHUTOUTS

12—Wis.-Parkside, 1989

WINS IN A SEASON

23—S.C. Upstate, 1998 (23-1-0); Cal St. Dom. Hills, 2000 (23-1-1)

CONSECUTIVE WINNING SEASONS

36—Seattle Pacific, 1971 to present

TIES IN A SEASON

6—Limestone, 2006 (13-3-6)

0-0 TIES IN A SEASON

3—Lock Haven, 1970; Kutztown, 2003; Limestone, 2006

OVERTIME GAMES IN A SEASON

11—Fort Lewis, 2000 (5-2-4 in overtime games, 12-5-4 overall)

MOST-IMPROVED WON-LOST RECORD

11½—Cal St. Chico, 2002 (6-13) to 2003 (21-5-1)

Team Leaders

Game

POINTS

No.	Team vs. Opponent	Date
56	Lincoln Memorial vs. West Va. Tech.....	Sept. 24, 2006
52	Barton vs. Cazenovia.....	Oct. 10, 1999
49	Seattle Pacific vs. Seattle.....	Oct. 28, 1987
48	Charleston (W.V.) vs. Ohio Valley.....	Aug. 31, 1999
47	Fla. Southern vs. Florida Bible.....	Sept. 12, 1987
46	Mo.-St. Louis vs. Central Methodist.....	Oct. 9, 1974
44	East Stroudsburg vs. Columbia Union.....	Sept. 25, 2002
44	Humboldt St. vs. Pacific Union.....	Sept. 21, 2006
43	Florida Int'l vs. Florida Tech/Jensen Beach.....	Oct. 9, 1980
43	Dowling vs. St. Rose.....	Oct. 17, 1999
43	Christian Bros. vs. Freed-Hardeman.....	Oct. 23, 2001
42	Florida Int'l vs. Florida Tech.....	Oct. 24, 1981
42	Dist. Columbia vs. Lincoln (Pa.).....	Oct. 31, 2001
42	Northeastern St. vs. Southwestern Okla.....	Oct. 10, 2003
41	Longwood vs. Newport News App.....	Sept. 4, 1986
41	St. Leo vs. Palm Beach Atl.....	Oct. 19, 1996
41	Seattle Pacific vs. Northwest Nazarene.....	Oct. 16, 2000

GOALS

No.	Team vs. Opponent	Date
21	Dist. Columbia vs. Lincoln (Pa.).....	Oct. 31, 2001
20	Gannon vs. Point Park.....	Sept. 26, 1990
18	Mo.-St. Louis vs. Central Methodist.....	Oct. 9, 1974
18	Lincoln Memorial vs. West Va. Tech.....	Sept. 24, 2006
17	Barton vs. Cazenovia.....	Oct. 10, 1999
17	C.W. Post vs. St. Thomas Aquinas.....	Oct. 17, 2000
17	Columbia Union vs. Washington Bible.....	Sept. 13, 2005
16	Fla. Southern vs. Florida Bible.....	Sept. 12, 1987
16	Texas Lutheran vs. Concordia-Austin.....	Sept. 10, 1995
16	Truman vs. Lincoln (Mo.).....	Oct. 18, 1995
16	Charleston (W.V.) vs. Ohio Valley.....	Aug. 31, 1999
16	Concordia (N.Y.) vs. St. Thomas Aquinas.....	Oct. 23, 1999

No. Team vs. Opponent

No.	Team vs. Opponent	Date
16	East Stroudsburg vs. Columbia Union.....	Sept. 25, 2002
16	Humboldt St. vs. Pacific Union.....	Sept. 21, 2006
15	Millersville vs. Lebanon Valley.....	1979
15	Florida Int'l vs. Florida Tech/Jensen Beach.....	Oct. 9, 1980
15	Seattle Pacific vs. Seattle.....	Oct. 28, 1987
15	Dowling vs. St. Rose.....	Oct. 17, 1999
15	Carson-Newman vs. Anderson (S.C.).....	Sept. 30, 2000

ASSISTS

No. Team vs. Opponent

No.	Team vs. Opponent	Date
20	Lincoln Memorial vs. West Va. Tech.....	Sept. 24, 2006
19	Seattle Pacific vs. Seattle.....	Oct. 28, 1987
18	Barton vs. Cazenovia.....	Oct. 10, 1999
16	Charleston (W.V.) vs. Ohio Valley.....	Aug. 31, 1999
15	Fla. Southern vs. Florida Bible.....	Sept. 12, 1987
15	Merrimack vs. Assumption.....	Oct. 11, 1993
15	Oakland vs. Siena Heights.....	Oct. 25, 1995
15	St. Leo vs. Palm Beach Atl.....	Oct. 19, 1996
15	Seattle Pacific vs. Northwest Nazarene.....	Oct. 14, 2000
15	Christian Bros. vs. Freed-Hardeman.....	Oct. 23, 2001
14	Florida Int'l vs. Florida Tech.....	Oct. 24, 1981
14	Catawba vs. Wingate.....	Oct. 12, 1992
14	Northeastern St. vs. Southwestern Okla.....	Oct. 10, 2003
13	Florida Int'l vs. Florida Tech/Jensen Beach.....	Oct. 9, 1980
13	Longwood vs. Newport News App.....	Sept. 4, 1986
13	Florida Tech vs. St. Leo.....	1991
13	Fort Lewis vs. Colo. Christian.....	Sept. 12, 1993
13	Fla. Southern vs. Southeastern.....	Sept. 8, 1998
13	Montevallo vs. Morehouse.....	Nov. 11, 1998
13	Southern Conn. St. vs. Assumption.....	Oct. 13, 1999
13	Dowling vs. St. Rose.....	Oct. 17, 1999
13	Seattle Pacific vs. Mont. St.-Billings.....	Oct. 16, 2000

SAVES

No. Team vs. Opponent

No.	Team vs. Opponent	Date
34	Franklin Pierce vs. King's (Pa.).....	1990

No.	Team vs. Opponent	Date
33	Merrimack vs. Assumption	Oct. 31, 1975
33	Merrimack vs. Boston College	Sept. 5, 1986
33	Newberry vs. Presbyterian	Oct. 9, 1996
31	Erskine vs. Davidson	Sept. 4, 1990
29	St. Michael's vs. Southern N.H.	Oct. 6, 1990
28	Merrimack vs. Worcester St.	Oct. 23, 1980
28	St. Rose vs. NJIT	Sept. 15, 1999
26	East Stroudsburg vs. Penn St.	1979
26	Fla. Southern vs. Tampa	Sept. 17, 1980
25	Fla. Southern vs. Rollins	Nov. 5, 1986
25	Erskine vs. South Carolina	1993
25	Erskine vs. Francis Marion	1993
25	St. Andrews vs. Longwood	Sept. 12, 1998
24	Fla. Southern vs. Florida Tech	Sept. 25, 1980
24	Newberry vs. Montreat-Anderson	Aug. 31, 1996
24	St. Joseph's (Ind.) vs. Wis.-Parkside	Sept. 9, 2006

FASTEST CONSECUTIVE GOALS, SAME TEAM

Time	Players, Team	Opponent	Date
:05	Ian Martin and Joash Dukes, Florida Int'l	St. Thomas (Fla.)	Nov. 7, 1979
:06	Keith Spreser and Frank Stork, Fla. Southern	Warner Southern	Oct. 9, 1986
:08	George Moysidis (both), Florida Int'l	Valdosta St.	Oct. 20, 1979
:08	Steve Lose (both), Fla. Southern	Florida Bible	Sept. 12, 1987
:12	Stacha Kovacevic and Seamus Donnelly, Franklin Pierce	Keene St.	Oct. 18, 1995
:12	Albert Smith and Elliot Bradbrook, Ashland	Ky. Wesleyan	Sept. 4, 2005
:12	Lee Yakubowich and Emmanuel Miranda, Barry	Florida Tech	Oct. 19, 2005
:13	Jim Banks and Bob Newstorm, Wis.-Parkside	Wis.-Whitewater	1982
:13	Dylan Maycrink and Brendan Maycrink, Concordia (N.Y.)	St. Thomas Aquinas	Oct. 23, 1999
:13	James Ward and Jonathan Maloney, Montevallo	Ouachita Baptist	Oct. 16, 2005
:15	Dan Valency and Paul Oyuga, Southern Conn. St.	Molloy	Sept. 12, 1998
:15	Matt Hein and Chris Kramer, IPFW	St. Francis (Ill.)	Sept. 11, 1999
:17	Greg Peters (both), Wis.-Parkside	Purdue-Calumet	Oct. 15, 1986
:17	Ron Sweeney and Dean Doughty, Southern Ind.	Indianapolis	Oct. 14, 1990
:17	Assaf Dagai and Dan Valency, Southern Conn. St.	C.W. Post	Sept. 13, 1998

FASTEST THREE CONSECUTIVE GOALS, SAME TEAM

Time	Team, Players, Time of Goals	Opponent	Date
2:11	Montevallo (James Ward [16:06], then Jonathan Maloney [16:19], then Richard Henry [18:17])	Ouachita Baptist	Oct. 16, 2005
2:50	Barry (Lee Yakubowich [54:48], then Emmanuel Miranda [55:00], then Miranda [57:38])	Florida Tech	Oct. 19, 2005
3:28	Seattle (Matt Hulen [84:08], then Hulen [87:04], then Joseph Supang [87:36])	Humboldt St.	Sept. 22, 2002

FASTEST CONSECUTIVE GOALS, OPPOSING TEAMS

Time	First Goal	Second Goal	Date
:11	Garrett Gaa, Fla. Southern	Jeremy Bulen, Nova Southeastern	Oct. 27, 2006
:14	James Nordberg, Cal St. San B'dino	Luka Muslin, Grand Canyon	Oct. 11, 2001
:15	Kirk Harwat, Ashland	Derek Laliberte, IPFW	Sept. 7, 2000
:16	Brett Williams, Cal St. Chico	Brendan Tomson, Grand Canyon	Sept. 28, 2001
:19	Sean Collins, Quincy	Adam Chwala, Wis.-Parkside	Oct. 17, 1999
:23	Avi Scabini, Southern Conn. St.	Johan Kron, Southampton	Nov. 21, 1999
:26	Brandon Migdol, Cal St. Bakersfield	Tiago Venturi, UC San Diego	Oct. 12, 2003
:29	Matt Baldock, West Tex. A&M	Sean Horan, Fort Lewis	Sept. 25, 1994
:30	Torin Haskell, UC-Colo. Spgs.	Marc Petit, Fort Lewis	Sept. 21, 1993
:33	Andy Hitchcock, Fort Lewis	James Diedrich, Colo. Christian	Sept. 12, 1993
:33	John Molet, Fort Lewis	Brett Redden, Col. St.-Pueblo	Oct. 10, 1993
:34	Monterio Santos, Eckerd	David Cuoco, St. Leo	Nov. 3, 1999

Time	First Goal	Second Goal	Date
:36	Christian Williams, Col. St.-Pueblo	Sean Horan, Fort Lewis	Oct. 10, 1993
:37	Sean Broderick, Francis Marion	Stephen Replogle, Presbyterian	Oct. 7, 2001
:40	Alex Van Damme, Seattle Pacific	Dio Cifuni, Fort Lewis	Nov. 14, 1998

Season

SCORING AVERAGE

Team	Year	Games	No.	Avg.
Florida Tech	1992	21	113	5.38
West Tex. A&M	1993	19	94	4.95
Charleston (W.V.)	1999	23	112	4.87
Wheeling Jesuit	2000	22	102	4.64
East Stroudsburg	2002	21	97	4.62
S.C. Upstate	2003	18	83	4.61
Tusculum	2002	21	96	4.57
Northwood (Mich.)	2003	16	73	4.56
Dist. Columbia	1999	18	81	4.50
Christian Bros.	2001	18	80	4.44
Florida Tech	1990	23	102	4.43
Lander	1994	20	88	4.40
Southern N.H.	1994	18	79	4.39
Ala.-Huntsville	1996	18	78	4.33
Dist. Columbia	2001	18	77	4.28
S.C. Upstate	2002	22	94	4.27
S.C. Upstate	1997	24	102	4.25
Lynn	2005	19	80	4.21
Florida Int'l	1977	20	84	4.20
Wheeling Jesuit	2001	22	92	4.18

GOALS

Team	Year	Games	Goals
Florida Tech	1992	21	113
Charleston (W.V.)	1999	23	112
Florida Tech	1990	23	102
S.C. Upstate	1997	24	102
Wheeling Jesuit	2000	22	102
East Stroudsburg	2002	21	97
Tusculum	2002	21	96
Southern Conn. St.	1990	23	94
West Tex. A&M	1993	19	94
S.C. Upstate	2002	22	94
Wheeling Jesuit	2001	22	92
Florida Tech	1991	22	91
Seattle Pacific	1985	23	89
East Stroudsburg	1997	24	89
Catawba	1991	25	88
Lander	1994	20	88
Southern Conn. St.	1992	24	87
Franklin Pierce	1992	23	86
Lock Haven	1992	23	86
Wingate	1997	21	86
Southern Conn. St.	1998	23	86

GOALS-AGAINST AVERAGE

(Min. 1,200 Minutes)

Team	Year	GA	Min.	GAA
Wis.-Parkside	1993	5	1,780	0.25
Wis.-Parkside	2000	6	2,002	0.27
Southern N.H.	1997	7	1,875	0.34
Southern Conn. St.	1996	8	2,070	0.35
Wis.-Parkside	1994	7	1,800	0.35
Southern Conn. St.	1994	8	2,040	0.35
Lynn	1998	7	1,762	0.36
Truman	2003	8	1,900	0.38
Southern Conn. St.	1997	9	2,138	0.38
Lewis	2000	9	2,127.2	0.38
Southern Conn. St.	1999	8	1,885	0.38
Lewis	1996	8	1,800	0.40
Bryant	1988	8	1,710	0.42
Charleston (W.V.)	1999	10	2,119	0.42
Carson-Newman	2005	10	2,074	0.43
Dowling	2001	9	1,855	0.44
Franklin Pierce	2006	10	2,040	0.44
Seattle	2004	11	2,110	0.47
Clayton St.	2000	11	2,093	0.47
Wis.-Parkside	1996	10	1,890	0.48
Hawaii Pacific	2000	7	1,322	0.48
St. Anselm	1986	8	1,500	0.48

SAVES PER GAME

Team	Year	Games	Saves	Avg.
St. Anselm	1972	15	263	17.53
Elon	1996	15	248	16.53
Newberry	1996	19	293	15.42
Shepherd	1999	16	229	14.31
Elon	1994	17	240	14.12
St. Anselm	1981	16	212	13.25
Elon	1993	17	225	13.24
Truman	1982	16	207	12.94
St. Rose	1999	17	211	12.41
Newberry	1995	19	232	12.21
Southern N.H.	1980	17	205	12.06
Fla. Southern	1985	18	205	11.39
St. Andrews	1995	15	166	11.07
St. Leo	1985	17	185	10.88
Erskine	1993	18	195	10.83
Southern N.H.	1979	17	182	10.71
Molloy	1999	18	190	10.56
Mo. Southern St.	1989	19	199	10.47
Newberry	1998	20	207	10.35
St. Rose	1998	17	175	10.29

SAVES

Team	Year	Games	No.
Newberry	1996	19	293
St. Anselm	1972	15	263
Elon	1996	15	248
Elon	1994	17	240
Newberry	1995	19	232
Shepherd	1999	16	229
Elon	1993	17	225
St. Anselm	1981	16	212
St. Rose	1999	17	211
Truman	1982	16	207
Newberry	1998	20	207
Southern N.H.	1980	17	205
Fla. Southern	1985	18	205
Grand Canyon	1996	21	202
Lenoir-Rhyne	1996	20	200
Mo. Southern St.	1989	19	199
Erskine	1997	20	199
St. Andrews	1998	20	196
Erskine	1993	18	195
Metro St.	1994	20	192

SAVE PERCENTAGE

Team	Year	Games	Saves	GA	Pct.
Carson-Newman	2005	22	115	10	.920
East Stroudsburg	2006	22	121	13	.903
Seattle	2004	23	98	11	.899
Seattle Pacific	2005	21	104	13	.889
Truman	2005	22	77	11	.875
Dowling	2006	22	85	13	.867
Franklin Pierce	2006	22	63	10	.863
Limestone	2006	22	109	18	.858
St. Michael's	2006	20	84	14	.857
Fort Lewis	2005	23	83	14	.856
S.C. Upstate	2006	18	70	12	.854
SIU Edwardsville	2005	22	68	12	.850

SHUTOUT PERCENTAGE

(Min. 10 Shutouts)

Team	Year	Games	No.	Pct.
Wis.-Parkside	2000	22	17	.773
Truman	2003	21	16	.762
Lewis	1996	20	15	.750
Southern N.H.	1997	20	15	.750
Southern Conn. St.	1999	20	15	.750
Wis.-Parkside	1989	23	17	.739
Southern Conn. St.	1996	22	16	.727
Truman	2005	22	16	.727
Wis.-Parkside	1993	18	13	.722
Hawaii Pacific	2000	14	10	.714
Seattle Pacific	1991	20	14	.700
Seattle Pacific	1980	23	16	.696
St. Anselm	1986	16	11	.688
Wis.-Parkside	1994	19	13	.684
Lynn	1998	19	13	.684
Lynn	2001	19	13	.684
Southern N.H.	2000	22	15	.682
Franklin Pierce	2006	22	15	.682
Southern Conn. St.	1992	24	16	.667
Southern Conn. St.	1988	27	18	.667

Team	Year	Games	No.	Pct.
Fort Lewis	1999	24	16	.667
Southern N.H.	1999	18	12	.667
Franklin Pierce	2004	24	16	.667

SHUTOUTS

Team	Year	Games	Shutouts
Southern Conn. St.	1988	27	18
Wis.-Parkside	1989	23	17
Wis.-Parkside	2000	22	17
Seattle Pacific	1980	23	16
Southern Conn. St.	1992	24	16
Southern Conn. St.	1996	22	16
Fort Lewis	1999	24	16
Truman	2003	21	16
Franklin Pierce	2004	24	16
Truman	2005	22	16
Lewis	1996	20	15
Southern N.H.	1997	20	15
Charleston (W.V.)	1999	23	15
IPFW	1999	23	15
Southern Conn. St.	1999	20	15
Southern N.H.	2000	22	15
Seattle	2004	23	15
Franklin Pierce	2006	22	15
Seattle Pacific	1987	24	14
Southern N.H.	1988	24	14
Southern N.H.	1989	25	14
Seattle Pacific	1991	20	14
Oakland	1996	24	14
Clayton St.	2000	22	14
Lewis	2000	23	14
Cal St. Dom. Hills	2002	23	14
Cal St. Bakersfield	2004	24	14
Dowling	2006	24	14
Fort Lewis	2006	24	14

Miscellaneous

CONSECUTIVE WINS

No.	Team	From	To
33	Southern Conn. St.	Oct. 7, 1998	Sept. 1, 2000
27	Fort Lewis	Sept. 25, 2005	Sept. 24, 2006
26	Lynn	Oct. 6, 2000	Oct. 31, 2001
26	Truman	Oct. 20, 2002	Nov. 15, 2003
25	Southern Conn. St.	Oct. 15, 1995	Oct. 12, 1996
23	S.C. Upstate	Sept. 2, 1998	Dec. 3, 1998
23	Cal St. Dom. Hills	Oct. 6, 2000	Sept. 24, 2001
22	Southern N.H.	Sept. 2, 1988	Nov. 6, 1988
21	Lock Haven	1980	1980
21	Southern Conn. St.	Sept. 26, 1990	Sept. 14, 1991
20	Tampa	Nov. 1981	Nov. 3, 1982
20	Gannon	Sept. 4, 1985	Nov. 16, 1985
18	Lynn	Sept. 1, 1998	Nov. 15, 1998
17	Francis Marion	Aug. 28, 2000	Nov. 1, 2000
16	Cal St. LA	1981	1981
16	Lynn	Oct. 21, 2002	Oct. 4, 2003
16	Seattle	Sept. 19, 2004	Aug. 28, 2005
15	S.C. Upstate	Sept. 19, 1992	Nov. 8, 1992
15	St. Anselm	Sept. 20, 1998	Nov. 14, 1998
15	Mercyhurst	Aug. 30, 2002	Oct. 30, 2002

CONSECUTIVE GAMES WITHOUT A LOSS

No.	Team	From	To
41	Southern Conn. St.	Oct. 28, 1989	Oct. 16, 1991
36	Southern Conn. St.	Oct. 3, 1998	Sept. 2, 2000
35	Southern Conn. St.	Oct. 10, 1995	Nov. 23, 1996
34	Tampa	Sept. 1981	Nov. 3, 1982
33	Fort Lewis	Aug. 25, 2005	Sept. 24, 2006
32	Cal St. Dom. Hills	Sept. 6, 2000	Sept. 24, 2001
30	Lynn	Oct. 21, 2002	Aug. 29, 2004
26	Lynn	Oct. 6, 2000	Oct. 31, 2001
26	Truman	Oct. 20, 2002	Nov. 15, 2003
24	Seattle	Aug. 26, 2004	Aug. 28, 2005
23	S.C. Upstate	Sept. 2, 1998	Dec. 3, 1998
23	Southampton	Oct. 24, 1998	Nov. 13, 1999
22	Southern N.H.	Sept. 2, 1988	Nov. 6, 1988
21	Lock Haven	1980	1980
21	Southern N.H.	Sept. 4, 1989	Nov. 5, 1989
20	Gannon	Sept. 4, 1985	Nov. 16, 1985
20	St. Anselm	Sept. 20, 1998	Sept. 15, 1999

No.	Team	From	To
19	Southern N.H.	Oct. 30, 1991	Oct. 21, 1992
18	Lynn	Sept. 1, 1998	Nov. 15, 1998
18	Dowling	Sept. 2, 2001	Nov. 30, 2001

CONSECUTIVE HOME WINS
(Includes conference and NCAA tournaments)

No.	Team	From	To
32	Cal St. LA.	1982	1986
31	Southern Conn. St.	Oct. 30, 1994	Oct. 15, 1997
24	Southern N.H.	Sept. 2, 1988	Sept. 17, 1990
24	Lynn	Oct. 6, 2000	Sept. 18, 2003
20	Southern Conn. St.	Sept. 3, 1990	Oct. 23, 1991
20	Seattle Pacific	Sept. 30, 1993	Oct. 22, 1994
19	Catawba	Oct. 16, 1989	Oct. 3, 1991
18	Cal St. Bakersfield	Sept. 30, 1995	Oct. 2, 1996
18	Wis.-Parkside	1996	1998
17	S.C. Upstate	Oct. 4, 1997	Dec. 3, 1998
16	East Stroudsburg	Sept. 14, 1994	Sept. 8, 1996
15	Florida Int'l	1981	1983
15	Franklin Pierce	Oct. 12, 1994	Nov. 20, 1995
15	Southern Conn. St.	Oct. 7, 1998	Sept. 1, 2000
14	Seattle Pacific	Sept. 9, 1987	Nov. 2, 1988
14	West Va. Wesleyan	Oct. 3, 1995	Oct. 26, 1996

CONSECUTIVE CONFERENCE WINS
(Includes conference tournaments)

No.	Team	From	To
33	Mercyhurst	Oct. 23, 1996	Nov. 9, 2002
27	Cal St. Dom. Hills	Oct. 30, 1999	Oct. 18, 2002
22	S.C. Upstate	1997	Oct. 16, 1999
21	Southern Ind.	Sept. 24, 1989	Sept. 25, 1991
21	Southern Conn. St.	Oct. 29, 1997	Sept. 17, 2000
18	Lewis	Sept. 20, 1996	Oct. 4, 1997
17	Seattle	Sept. 4, 2003	Nov. 5, 2005
16	Southern Conn. St.	Oct. 3, 1992	Sept. 13, 1994
16	Southampton	Oct. 28, 1998	Oct. 24, 2000
15	Cal St. LA.	Sept. 29, 1982	Oct. 17, 1983
15	East Stroudsburg	Nov. 3, 1993	Sept. 30, 1995
15	Cal St. Bakersfield	Oct. 22, 1994	Oct. 5, 1996
14	East Stroudsburg	Oct. 17, 1984	Oct. 25, 1986
13	Southern Conn. St.	Sept. 24, 1982	Oct. 27, 1984
13	Fort Lewis	Sept. 14, 1997	Sept. 13, 1998
11	Franklin Pierce	Oct. 8, 1994	Oct. 18, 1995
11	Merrimack	Oct. 21, 1995	Oct. 17, 1996
11	Truman	Nov. 5, 1994	Oct. 9, 1997
11	Fort Lewis	Sept. 14, 1997	Sept. 13, 1998
11	Lynn	Oct. 25, 1997	Nov. 7, 1998
11	Fort Lewis	Oct. 18, 1998	Sept. 24, 1999
11	Southampton	Oct. 28, 1998	Oct. 31, 1999

CONSECUTIVE CONFERENCE GAMES WITHOUT A LOSS
(Includes conference tournaments)

No.	Team	From	To
46	Southern Conn. St.	Oct. 10, 1995	Oct. 4, 2000
36	Mercyhurst	Sept. 8, 1996	Nov. 9, 2002
32	Cal St. LA.	Sept. 22, 1982	Oct. 31, 1984
29	Southern Ind.	Sept. 24, 1989	Nov. 2, 1991
27	Southern Conn. St.	Oct. 26, 1991	Sept. 27, 1995
27	Cal St. Dom. Hills	Oct. 30, 1999	Oct. 18, 2002
25	SIU Edwardsville	Sept. 17, 2004	Nov. 4, 2005
24	Lewis	Sept. 20, 1996	Nov. 1, 1997
24	Southampton	Oct. 28, 1998	Nov. 4, 2002
22	West Va. Wesleyan	Sept. 13, 1995	Oct. 29, 1997
22	S.C. Upstate	1997	Oct. 16, 1999
19	Truman	Oct. 9, 1988	Oct. 11, 1997
19	Lynn	Oct. 25, 1997	Sept. 14, 2000
17	Franklin Pierce	Oct. 8, 1994	Sept. 28, 1996
17	Cal St. Bakersfield	Oct. 22, 1994	Oct. 12, 1996
17	Seattle	Sept. 14, 2003	Nov. 5, 2005

CONSECUTIVE SHUTOUTS

No.	Team	From	To
12	Wis.-Parkside	1989	1989
10	Seattle Pacific	Sept. 27, 1991	Nov. 1, 1991
10	Lewis	Sept. 20, 1996	Oct. 20, 1996
10	Southern Conn. St.	Sept. 25, 1999	Nov. 14, 1999
9	Lynn	Sept. 26, 2001	Oct. 31, 2001
9	Seattle	Sept. 19, 2004	Oct. 24, 2004
8	Southern Conn. St.	Oct. 14, 1985	Nov. 5, 1985
8	Southern Conn. St.	Oct. 12, 1994	Nov. 2, 1994
8	Wis.-Parkside	1994	1994

No.	Team	From	To
8	Southern Conn. St.	Sept. 18, 1996	Oct. 12, 1996
8	Lynn	Sept. 23, 1998	Oct. 21, 1998
8	Southern N.H.	Oct. 18, 2000	Nov. 12, 2000
7	Cal St. Chico	Sept. 15, 1978	Sept. 23, 1978
7	Seattle Pacific	Sept. 20, 1980	Oct. 11, 1980
7	Mo.-St. Louis	1983	1983
7	Gannon	Oct. 7, 1990	Oct. 31, 1990
7	S.C. Upstate	Oct. 11, 1991	Nov. 1, 1991
7	Cal St. Bakersfield	Oct. 4, 1995	Oct. 25, 1995
7	Southern N.H.	Oct. 7, 1995	Oct. 30, 1995
7	Oakland	Oct. 30, 1996	Dec. 6, 1996
7	Fort Lewis	Oct. 18, 1998	Nov. 8, 1998
7	Fort Lewis	Aug. 27, 1999	Sept. 24, 1999
7	Southern N.H.	Oct. 10, 1999	Oct. 30, 1999
7	Truman	Oct. 5, 2003	Oct. 28, 2003

SEASON WINS

No.	Team	Year
23	S.C. Upstate	1998
23	Cal St. Dom. Hills	2000
22	Alabama A&M	1979
22	Southern N.H.	1988
22	Southern N.H.	1989
22	Southern Conn. St.	1990
22	Lynn	2003
22	Seattle	2004
22	Fort Lewis	2005
22	Dowling	2006
21	Loyola (Md.)	1976
21	Lock Haven	1980
21	Catawba	1990
21	Southern Conn. St.	1992
21	Southern Conn. St.	1995
21	Southern Conn. St.	1997
21	Charleston (W.V.)	1999
21	Cal St. Chico	2003
21	Fort Lewis	2006
20	Cal St. LA.	1981
20	Gannon	1985
20	Seattle Pacific	1985
20	Catawba	1991
20	Southern N.H.	1992
20	Cal St. Bakersfield	1997
20	S.C. Upstate	1997
20	Southern Conn. St.	1998
20	Southern Conn. St.	1999
20	Wheeling Jesuit	2000
20	Cal St. Dom. Hills	2001
20	Lewis	2001
20	Sonoma St.	2002
20	Southern N.H.	2002
20	Truman	2003
20	West Fla.	2006

CONSECUTIVE WINNING SEASONS

No.	Team	From	To
36	Seattle Pacific	1971	present
31	Southern Conn. St.	1976	present
28	S.C. Upstate	1979	present
27	Wis.-Parkside	1980	present
25	East Stroudsburg	1981	present
20	Mercyhurst	1985	2005
19	Oakland	1980	1998
19	Southern N.H.	1984	2002
19	Franklin Pierce	1988	present
17	Gannon	1983	1999
15	Cal St. Chico	1968	1982
15	Florida Int'l	1972	1986
15	Presbyterian	1986	2000

MOST IMPROVED WON-LOST RECORD

Team	Year	W-L-T	Next Year	W-L-T	\$Improvement
Cal St. Chico	2002	6-13-0	2003	21-5-1	11½
Limestone	2005	2-13-3	2006	13-3-6	10½
Slippery Rock	2003	2-16-2	2004	11-5-2	10
Cal St. Bakersfield	1987	4-16-1	1988	13-6-1	9½
Cal St. Bakersfield	1993	5-13-2	1994	14-3-4	9½
Cal St. Dom. Hills	1999	12-9-0	2000	23-1-1	9½
UC Davis	1998	8-13-0	1999	16-3-2	9
UNC Pembroke	2002	8-10-0	2003	17-1-2	9
Gannon	1982	7-10-0	1983	17-3-0	8½
Lincoln Memorial	1991	2-15-0	1992	12-8-0	8½

Team	Year	W-L-T	Next Year	W-L-T	\$Improvement
NYIT	2000	3-14-2	2001	11-5-1	8½
UNC Pembroke	2000	2-16-0	2001	10-7-1	8½
Seattle	2003	11-6-0	2004	22-0-1	8½
S.C.-Aiken	2005	2-13-2	2006	12-6-2	8½
Lewis	1991	3-15-1	1992	12-8-1	8
Grand Canyon	1997	7-12-1	1998	17-6-1	8
Westminster (Pa.)	1999	5-11-2	2000	14-4-1	8
Bridgeport	2000	4-12-1	2001	13-5-2	8
Cal St. San B'dino	2000	1-18-1	2001	9-10-1	8
Rockhurst	2001	6-10-2	2002	15-3-0	8
Shepherd	2001	2-15-2	2002	12-9-0	8
Salem Int'l	2002	3-16-1	2003	10-7-2	8
Mercyhurst	1984	5-11-1	1985	13-4-1	7½

Team	Year	W-L-T	Next Year	W-L-T	\$Improvement
Southern Conn. St.	1989	14-7-1	1990	22-0-1	7½
Cal St. L.A.	1991	9-10-0	1992	16-2-3	7½
Stony Brook	1997	0-17-1	1998	8-10-0	7½
Queens (N.C.)	1998	8-9-1	1999	18-4-0	7½
Concord	1999	4-14-0	2000	13-8-0	7½
Dist. Columbia	2000	7-8-0	2001	15-1-2	7½
Carson-Newman	2002	5-11-1	2003	14-5-3	7½
Northeastern St.	2002	5-14-0	2003	13-7-0	7½
Holy Family	2004	3-14-1	2005	11-7-1	7½
West Fla.	2005	9-5-2	2006	20-1-3	7½

\$To determine games improved, add the difference in victories between the two seasons to the difference in losses, then divide by two; ties not counted. Includes postseason.

Annual Team Champions

Scoring Offense

Season	Team	G	GO	Avg.
1998	Dowling	18	72	4.00
1999	Charleston (W.V.)	23	112	4.87
2000	Wheeling Jesuit	22	102	4.64
2001	Christian Bros.	18	80	4.44
2002	East Stroudsburg	21	97	4.62
2003	S.C. Upstate	18	83	4.61
2004	S.C. Upstate	19	77	4.05
2005	Lynn	19	80	4.21
2006	Lenoir-Rhyne	21	79	3.76

Goals-Against Average

Season	Team	G	MIN	GA	GAA
1998	Lynn	19	1,762	7	0.36
1999	Southern Conn. St.	20	1,885	8	0.38
2000	Wis.-Parkside	22	2,002	6	0.27
2001	Dowling	19	1,855	9	0.44
2002	Lynn	17	1,533	9	0.53
2003	Truman	21	1,900	8	0.38
2004	Seattle	23	2,110	11	0.47
2005	Carson-Newman	22	2,074	10	0.43
2006	Franklin Pierce	22	2,040	10	0.44

Save Percentage*

Season	Team	G	Saves	GA	Pct.
2005	Carson-Newman	22	115	10	.920
2006	East Stroudsburg	22	121	13	.903

*Category added in 2005

Shutout Percentage

Season	Team	G	SO	Pct.
1998	Lynn	19	13	.684
1999	Southern Conn. St.	20	15	.750

2006 Most Improved Teams

Team	2005 W-L-T	2006 W-L-T	\$Games Improved
Limestone	2-13-3	13-3-6	10½
S.C.-Aiken	2-13-2	12-6-2	8½
West Fla.	9-5-2	20-1-3	7½
Mercyhurst	8-8-4	17-4-0	6½
East Stroudsburg	11-8-1	17-2-3	6
Lenoir-Rhyne	13-7-2	19-1-1	6
Wilmington (Del.)	5-11-2	11-5-4	6
Bentley	4-13-0	9-7-2	5½
Dowling	13-1-5	22-0-2	5

Season	Team	G	SO	Pct.
2000	Wis.-Parkside	22	17	.773
2001	Lynn	19	13	.684
2002	Tusculum	21	13	.619
2003	Truman	21	16	.762
2004	Franklin Pierce	24	16	.667
2005	Truman	22	16	.730
2006	Franklin Pierce	22	15	.682

Winning Percentage

Season	Team	W	L	T	*Pct.
1998	S.C. Upstate	23	1	0	.958
1999	Southern Conn. St.	20	0	0	1.000
2000	Cal St. Dom. Hills	23	1	1	.940
2001	Lewis	20	1	0	.952
	Tampa	19	0	2	.952
2002	Lynn	16	1	0	.941
2003	Lynn	22	0	1	.978
2004	Seattle	22	0	1	.978
2005	Fort Lewis	22	0	1	.978
2006	Dowling	22	0	2	.958

*Ties counted as half won, half lost.

Most Improved Won-Lost Record

Season	Team	From	To	\$Improved
1999	UC Davis	8-13-0	16-3-2	9
2000	Cal St. Dom. Hills	12-9-0	23-1-1	9½
2001	NYIT	3-14-2	11-5-1	8½
	UNC Pembroke	2-16-0	10-7-1	8½
2002	Shepherd	2-15-2	12-9-0	8
	Rockhurst	6-10-2	15-3-0	8
2003	Cal St. Chico	6-13-0	21-5-1	11½
2004	Slippery Rock	2-16-2	11-5-2	10
2005	Holy Family	3-14-1	11-7-1	7½
2006	Limestone	2-13-3	13-3-6	10½

\$To determine games improved, add the difference in victories between the two seasons to the difference in losses, then divide by two; ties not counted. Includes postseason.

Team	2005 W-L-T	2006 W-L-T	\$Games Improved
Northern Ky.	11-8-2	16-3-3	5
Northwood (Mich.)	3-13-1	8-8-2	5
Columbia Union	1-15-0	5-10-2	4½
Pitt.-Johnstown	4-13-1	8-8-2	4½
St. Michael's	7-10-1	11-5-4	4½
West Va. Wesleyan	5-11-3	10-7-2	4½

\$To determine games improved, add the difference in victories between the two seasons to the difference in losses, then divide by two; ties not counted. Includes postseason.

Final Coaches' Polls

NOTE: Poll conducted by the Intercollegiate Soccer Coaches Association of America (ISAA) from 1980-95. The National Soccer Coaches Association of America assumed responsibility in 1996.

- 1980**
1. Lock Haven
 2. Florida Int'l
 3. Cal St. Chico
 4. Southern Conn. St.
 5. Mo.-St. Louis
 6. Hartford
 7. Seattle Pacific
 8. Marist
 9. Tampa
 10. Dist. Columbia
 9. Keene St.
 10. Mo.-St. Louis
 11. St. Thomas (Minn.)
 12. Chapman
 13. Oakland
 14. Liberty
 15. Barry
 16. Bridgeport
 17. Southern N.H.
 18. Cal St. Chico
 19. New Haven
 20. Longwood
- 1981**
1. Cal St. L.A.
 2. Tampa
 3. Cheyney
 4. Mo.-St. Louis
 5. Southern Conn. St.
 6. Seattle Pacific
 7. West Va. Wesleyan
 8. Cal St. Chico
 9. New Haven
 10. Hartford
- 1982**
1. Southern Conn. St.
 2. Florida Int'l
 3. Oakland
 3. Mo.-St. Louis
 5. Tampa
 6. West Va. Wesleyan
 7. Southern Ind.
 8. Cal St. Dom. Hills
 9. Indiana (Pa.)
 10. Dowling
- 1983**
1. Florida Int'l
 2. Southern Conn. St.
 3. Tampa
 4. Seattle Pacific
 5. Oakland
 6. Lock Haven
 7. Davis & Elkins
 8. Mo.-St. Louis
 9. New Haven
 10. Cal St. East Bay
- 1984**
1. Tampa
 2. Davis & Elkins
 3. Mo.-St. Louis
 4. Oakland
 5. Seattle Pacific
 6. Florida Int'l
 7. New Haven
 8. Lock Haven
 9. Cal St. Northridge
 10. Bridgeport
 11. Wright St.
 12. Midwestern St.
 13. Indiana (Pa.)
 14. Southern Conn. St.
 15. NYIT
 16. Cal St. L.A.
 17. Gannon
 18. Longwood
 19. Rollins
 20. Randolph-Macon
- 1985**
1. Southern Conn. St.
 2. Gannon
 3. Seattle Pacific
 4. Florida Int'l
 5. NYIT
 6. Cal St. Northridge
 7. Davis & Elkins
 8. East Stroudsburg
- 1986**
1. Cal St. Northridge
 2. Davis & Elkins
 3. Bridgeport
 4. Gannon
 5. Tampa
 6. Southern N.H.
 7. Seattle Pacific
 8. Lock Haven
 9. Southern Conn. St.
 10. Oakland
 11. Cal St. East Bay
 12. NYIT
 13. East Stroudsburg
 14. Florida Int'l
 15. Longwood
 16. UC Davis
 17. Mo.-St. Louis
 18. Mercy
 19. Cal St. Chico
 20. C.W. Post
- 1987**
1. Cal St. Northridge
 2. Tampa
 3. Mo.-St. Louis
 4. Southern N.H.
 5. Seattle Pacific
 6. Southern Conn. St.
 7. East Stroudsburg
 8. Florida Tech
 9. Oakland
 10. Cal St. East Bay
 11. C.W. Post
 12. Lock Haven
 13. Longwood
 14. Keene St.
 15. Cal Poly
 16. Truman
 17. Mt. St. Mary's
 18. Sacramento St.
 19. Bridgeport
 20. Shippensburg
- 1988**
1. Southern N.H.
 2. Oakland
 3. Seattle Pacific
 4. Southern Conn. St.
 5. Florida Tech
 6. Mo.-St. Louis
 7. Cal St. East Bay
 8. Bridgeport
 9. Lock Haven
 10. Tampa
 11. Gannon
 12. Cal St. Northridge
 13. UNC Greensboro
 14. Keene St.
 15. Cal St. Dom. Hills
 16. Lewis
 17. Longwood
 18. NYIT
 19. Sacramento St.
 20. C.W. Post
- 1989**
1. Southern N.H.
 1. UNC Greensboro
 3. Gannon
 4. Florida Tech
 5. Cal St. Northridge
 6. East Stroudsburg
 7. Mercy
 8. Tampa
 9. Cal Poly
 10. Oakland
 11. Springfield
 12. Cal St. East Bay
 13. Southern Conn. St.
 14. Mo.-St. Louis
 15. Cal St. Bakersfield
 16. Franklin Pierce
 17. Truman
 17. Humboldt St.
 19. Fla. Atlantic
 19. Cal St. Chico
- 1990**
1. Southern Conn. St.
 2. Seattle Pacific
 3. Gannon
 4. UNC Greensboro
 5. Oakland
 6. Bridgeport
 7. Tampa
 8. Cal St. Bakersfield
 9. Florida Tech
 10. Truman
 11. Sonoma St.
 12. Buffalo St.
 13. Mo.-St. Louis
 14. C.W. Post
 15. Cal Poly
 16. Lock Haven
 17. Southern N.H.
 18. Barry
 19. Southern Ind.
 20. Sacred Heart
- 1991**
1. Florida Tech
 2. Mo.-St. Louis
 3. Seattle Pacific
 4. Franklin Pierce
 5. Tampa
 6. Keene St.
 7. Sonoma St.
 8. Oakland
 9. S.C. Upstate
 10. Bridgeport
 11. Cal St. San B'dino
 12. Wis.-Parkside
 13. Southern Conn. St.
 14. Cal Poly
 15. Truman
 16. Southern N.H.
 17. Queens (N.C.)
 18. Gannon
 19. UC Davis
 20. Bentley
- 1992**
1. Southern Conn. St.
 2. Florida Tech
 3. Grand Canyon
 4. Cal St. L.A.
 5. S.C. Upstate
 6. Oakland
 7. Southern N.H.
 8. Seattle Pacific
 9. Lock Haven
 10. Tampa
 11. Franklin Pierce
 12. Gannon
 13. Cal St. Bakersfield
 14. Wis.-Parkside
 15. Barry
 16. C.W. Post
 17. Sacred Heart
 18. Denver
 19. Augusta St.
- 1993**
1. Florida Tech
 2. Southern Conn. St.
 3. Seattle Pacific
 4. Gannon
 5. Tampa
 6. Sonoma St.
 7. Oakland
 8. Franklin Pierce
 9. S.C. Upstate
 10. C.W. Post
 11. Truman
 12. Cal Poly
 13. Southern N.H.
 14. Lander
 15. Wis.-Parkside
 16. Cal St. San B'dino
 17. Rollins
 18. Lock Haven
 19. Bentley
 20. Regis (Colo.)
- 1994**
1. Southern Conn. St.
 2. S.C. Upstate
 3. Wis.-Parkside
 4. Cal St. Bakersfield
 5. Seattle Pacific
 6. Tampa
 7. Franklin Pierce
 8. Oakland
 9. C.W. Post
 10. Cal St. L.A.
 11. East Stroudsburg
 12. Florida Tech
 13. Southern N.H.
 14. Rollins
 15. Grand Canyon
 16. Mercyhurst
 17. Lock Haven
 18. Lander
 19. West Tex. A&M
 20. Le Moyne
- 1995**
1. Tampa
 2. Franklin Pierce
 3. Cal St. Bakersfield
 4. Truman
 5. Southern Conn. St.
 6. S.C. Upstate
 7. East Stroudsburg
 8. Seattle Pacific
 9. Southern N.H.
 10. Presbyterian
 11. Grand Canyon
 12. Mercyhurst
 13. Lander
 14. West Tex. A&M
 15. Dowling
 16. Gannon
 17. Rollins
 18. Le Moyne
 19. Sonoma St.
 20. Lock Haven
 21. Queens (N.C.)
 22. Keene St.
 23. Oakland
 24. Colorado Mines
 25. St. Leo
- 1996**
1. Grand Canyon
 2. Oakland
 3. Southern Conn. St.
 4. Lynn
 5. Tampa
 6. Seattle Pacific
 7. Mercyhurst
 8. Dowling
 9. Cal St. Bakersfield
 10. Lander
 11. West Va. Wesleyan
 12. Franklin Pierce
- 1997**
1. Cal St. Bakersfield
 2. Lynn
 3. Southern Conn. St.
 4. Truman
 5. S.C. Upstate
 6. Southern N.H.
 7. West Va. Wesleyan
 8. Seattle Pacific
 9. Franklin Pierce
 10. Tampa
 11. SIU Edwardsville
 12. Ala.-Huntsville
 13. West Tex. A&M
 14. East Stroudsburg
 15. Fort Lewis
 16. Dowling
 17. Lock Haven
 18. Cal Poly Pomona
 19. C.W. Post
 20. Mercyhurst
 21. Lander
 22. St. Leo
 23. Wis.-Parkside
 24. Southampton
 25. Cal St. Dom. Hills
- 1998**
1. Southern Conn. St.
 2. S.C. Upstate
 3. Mercyhurst
 4. Seattle Pacific
 5. Lynn
 6. Southern N.H.
 7. Truman
 8. Grand Canyon
 9. West Fla.
 10. East Stroudsburg
 11. Franklin Pierce
 12. Barry
 13. Quincy
 14. Cal Poly Pomona
 15. Dowling
 16. Fort Lewis
 17. Tampa
 18. Cal St. Chico
 19. Southampton
 20. Augusta St.
 21. St. Anselm
 22. Rockhurst
 23. Mars Hill
 24. Gannon
 25. Cal St. Dom. Hills
- 1999**
1. Southern Conn. St.
 2. Fort Lewis
 3. Charleston (W.V.)
 4. Barry
 5. Southampton
 6. UC Davis
 7. Queens (N.C.)
 8. IPFW
 9. Lynn
 10. Wingate
 11. Seattle Pacific
 12. Truman
 13. Southern N.H.
 14. St. Edward's
 15. West Va. Wesleyan
 16. East Stroudsburg
 17. Grand Canyon
 18. St. Anselm
 19. Colorado St.-Pueblo
 20. Francis Marion
 21. Rollins
 22. Mercyhurst
- 2000**
1. Cal St. Dom. Hills
 2. Barry
 3. East Stroudsburg
 4. Lewis
 5. Wheeling Jesuit
 6. Francis Marion
 7. Southern N.H.
 8. West Tex. A&M
 9. Dowling
 10. Wis.-Parkside
 11. Metro St.
 12. St. Anselm
 13. Seattle Pacific
 14. Clayton St.
 15. Mercyhurst
 16. Christian Bros.
 17. Southern Conn. St.
 18. Lynn
 19. Southampton
 20. Lander
 21. Truman
 22. Sonoma St.
 23. West Va. Wesleyan
 24. Fort Lewis
 25. C.W. Post
- 2001**
1. Tampa
 2. Cal St. Dom. Hills
 3. Dowling
 4. SIU Edwardsville
 5. Southern Conn. St.
 6. Lander
 7. West Tex. A&M
 8. Ashland
 9. Lynn
 10. Lewis
 11. Mercyhurst
 12. Fort Lewis
 13. Clayton St.
 14. St. Anselm
 15. East Stroudsburg
 16. Cal St. Bakersfield
 17. Barry
 18. S.C. Upstate
 19. Southern N.H.
 20. West Va. Wesleyan
 21. Wis.-Parkside
 22. UC Davis
 23. Bridgeport
 24. Regis (Colo.)
 25. West Fla.
- 2002**
1. Sonoma St.
 2. Southern N.H.
 3. Central Ark.
 4. Mercyhurst
 5. S.C. Upstate
 6. East Stroudsburg
 7. Midwestern St.
 8. Rockhurst
 9. Barry
 10. Southern Conn. St.
 11. Cal St. Dom. Hills
 12. Incarnate Word
 13. Lewis
 14. Lynn
 15. West Chester
 16. Dist. Columbia
 17. Queens (N.C.)
 18. West Va. Wesleyan
 19. Colorado Mines
 20. Cal St. Bakersfield
 21. Mass.-Lowell
 22. Lees-McRae
 23. Truman
 24. Dowling
 25. Wingate

2003

1. Lynn
2. Cal St. Chico
3. Dowling
4. Truman
5. Findlay
6. S.C. Upstate
7. Mass.-Lowell
8. Southern Conn. St.
9. Cal St. Dom. Hills
10. Incarnate Word
11. Midwestern St.
12. Carson-Newman
13. East Stroudsburg
14. Rollins
15. Mercyhurst
16. UNC Pembroke
17. SIU Edwardsville

18. Barry
19. Franklin Pierce
20. NYIT
21. UC San Diego
22. Wheeling Jesuit
23. Ashland
24. Northeastern St.
25. Rockhurst

2004

1. Seattle
2. SIU Edwardsville
3. Dowling
4. UNC Pembroke
5. Incarnate Word
6. Tusculum
7. Central Ark.
8. Southern Conn. St.

9. Carson-Newman
10. Franklin Pierce
11. Cal St. Bakersfield
12. Wis.-Parkside
13. Rollins
14. Fort Lewis
15. Clayton St.
16. Lock Haven
17. Cal St. Dom. Hills
18. Lewis
19. Mass.-Lowell
20. Catawba
21. Northeastern St.
22. Queens (N.C.)
23. Montevallo
24. California (Pa.)
25. Seattle Pacific

2005

1. Fort Lewis
2. Franklin Pierce
3. Lynn
4. SIU Edwardsville
5. Cal St. Dom. Hills
6. Carson-Newman
7. Seattle Pacific
8. NYIT
9. St. Leo
10. Dowling
11. Dominican (N.Y.)
12. Clayton St.
13. Truman
14. Colorado Mines
15. Lander
16. Central Ark.
17. Catawba

18. Rockhurst
19. UNC Pembroke
20. S.C. Upstate
21. Sonoma St.
22. Shepherd
23. Incarnate Word
24. Le Moyne
25. Tusculum

2006

1. Dowling
2. Fort Lewis
3. West Fla.
4. Lincoln Memorial
5. Lenoir-Rhyne
6. Southern Conn. St.
7. Northern Ky.
8. SIU Edwardsville

9. Franklin Pierce
10. Midwestern St.
11. Lander
12. Lynn
13. Queens (N.C.)
14. Seattle
15. Carson-Newman
16. East Stroudsburg
17. Cal St. Dom. Hills
18. Cal St. L.A.
19. Limestone
20. S.C. Upstate
21. Lock Haven
22. Incarnate Word
23. Seattle Pacific
24. Wis.-Parkside
25. Dominican (N.Y.)



Division III Men's Records

Individual Records.....	40
Individual Leaders	40
Annual Individual Champions	46
Team Records	47
Team Leaders.....	47
Annual Team Champions.....	52
2006 Most Improved Teams.....	52
Polls.....	53



Individual Records

Official NCAA Division III men's soccer records began with the 1974 season and are based on information submitted to the NCAA statistics service by institutions participating in the statistics rankings. Career records of players include only those years in which they competed in Division III. Annual champions started in the 1998 season, which was the first year the NCAA compiled weekly leaders. In statistical rankings, the rounding of percentages and/or averages may indicate ties where none exist. In these cases, the numerical order of the rankings is accurate.

Scoring

POINTS

Game

23—John Drummond, Piedmont vs. Fisk, Oct. 10, 2004

Season

96—Jim Jianette, Wis.-Platteville, 1983 (18 games)

Career

258—Tony Crescitelli, Mass. Liberal Arts, 1975-78 (62 games)

POINTS PER GAME

Season

5.33—Jim Jianette, Wis.-Platteville, 1983 (96 in 18 games)

Career (Min. 100 Points)

4.49—Jim Jianette, Wis.-Platteville, 1982-84 (247 in 55 games)

GOALS

Game

10—Marc Tirikian, Kalamazoo vs. Olivet, Sept. 28, 1985

Season

41—Jim Jianette, Wis.-Platteville, 1983 (18 games)

Career

123—Tony Crescitelli, Mass. Liberal Arts, 1975-78 (62 games)

GOALS PER GAME

Season

2.28—Jim Jianette, Wis.-Platteville, 1983 (41 in 18 games)

Career (Min. 40 Goals)

1.98—Tony Crescitelli, Mass. Liberal Arts, 1975-78 (123 in 62 games)

ASSISTS

Game

11—John Drummond, Piedmont vs. Fisk, Oct. 10, 2004

Season

30—John Drummond, Piedmont, 2004 (26 games)

Career

62—Arron Lujan, Colorado Col., 1991-94 (84 games)

ASSISTS PER GAME

Season

1.24—Fabio Miranda, CCNY, 1993 (21 in 17 games)

Career (Min. 25 Assists)

0.91—John Drummond, Piedmont, 2003-04 (41 in 45 games)

40 GOALS AND 40 ASSISTS

Career

11 players (most recent: Cory Cwiklinski, Medaille, 2003-06 and Ryan Mangano, Medaille, 2005-06)

Goalkeeping

SAVES

Game

42—Steve Runyon, Southern Vt. vs. Western New Eng., Sept. 25, 2004

Season

308—Matt Arnts, Daniel Webster, 2000 (17 games); David Biddinger, Lake Erie, 2000 (20 games)

Career

867—Zanna Laisu, Roger Williams, 1980-84 (91 games)

SAVES PER GAME

Season

21.64—Chris Adamkiewicz, Rowan, 1976 (303 in 14 games)

Career

13.82—Matt Arnts, Daniel Webster, 2000-03 (456 in 33 games)

SAVE PERCENTAGE

Season

.943—Pascaul Venter, Augsburg, 2006 (6 GA, 99 saves in 18 games)

GOALS-AGAINST AVERAGE

Season (Min. half of the team's total minutes)

0.15—Dan Welch, Macalester, 1997 (3 GA in 1,749 min.)

Career (Min. 2,500 Minutes)

0.35—Peter Simonini, Plymouth St., 1976-79 (24 GA in 6,120 min.)

SOLO SHUTOUTS

Season

18—Joel Wallace, MacMurray, 1991 (25 games)

SOLO SHUTOUT PERCENTAGE

Season

.833—Tony Leinendecker, St. John's (Minn.), 1982 (15 in 18 games)

GOALKEEPER MINUTES PLAYED

8,190—Zanna Laisu, Roger Williams, 1980-84

Miscellaneous

FASTEST GOAL FROM

START OF GAME

:04—Stuart Hulke, Roger Williams vs. Johnson & Wales (R.I.), Sept. 14, 1999

FASTEST CONSECUTIVE

GOALS BY SAME PLAYER

:12—Martin Forman, Ohio Wesleyan vs. Oberlin, Nov. 3, 1998

FASTEST THREE CONSECUTIVE

GOALS BY SAME PLAYER

1:09—Mike Pepe, Ohio Wesleyan vs. Case Reserve, Oct. 10, 1992 (scored at 12:57, 13:16, 14:06)

CONSECUTIVE GAMES WITH

AT LEAST ONE GOAL

15—Matthew Doran, Johns Hopkins, Sept. 2, 2000, to Nov. 1, 2000; Tim Trava, St. Joseph's (L.I.), Sept. 14, 2002 to Nov. 2, 2002

CONSECUTIVE SHUTOUT MINUTES

1,428:00—Peter Boyer, Drew, Sept. 20, 2003, to Nov. 29, 2003

Individual Leaders

Game

POINTS

No. Player, Team vs. Opponent

Date

23	John Drummond, Piedmont vs. Fisk.....	Oct. 10, 2004
20	Marc Tirikian, Kalamazoo vs. Olivet.....	Sept. 28, 1985
20	John Drummond, Piedmont vs. Fisk.....	Oct. 17, 2004
18	Mike Hobin, Loras vs. Clarke.....	1989
18	Mark Phillips, Kenyon vs. Case Reserve.....	1994
16	Jim Jianette, Wis.-Platteville vs. Knox.....	Sept. 24, 1983
16	Charlie Keskinidis, Mass.-Boston vs. Suffolk.....	1989
16	Zach Atkinson, Oglethorpe vs. Fisk.....	Sept. 30, 2004
15	John Ploeger, Capital vs. Ashland.....	Oct. 17, 1979
15	Pedro Rodriguez, MacMurray vs. Park.....	Oct. 6, 1992
15	Mike Rudney, Buffalo St. vs. Medaille.....	Oct. 5, 1999
14	Mike Lilly, St. John's (Minn.) vs. St. Mary's (Minn.).....	1976
14	Tom Strutt, Buffalo St. vs. Daemen.....	1980
14	Dan Browdie, Lawrence vs. Lakeland.....	Sept. 15, 1984
14	Jordan Babic, SUNYIT vs. Medaille.....	Sept. 11, 1999

GOALS

No. Player, Team vs. Opponent

Date

10	Marc Tirikian, Kalamazoo vs. Olivet.....	Sept. 28, 1985
9	Mike Hobin, Loras vs. Clarke.....	1989
9	Mark Phillips, Kenyon vs. Case Reserve.....	1994
8	Jim Jianette, Wis.-Platteville vs. Knox.....	Sept. 24, 1983
7	Mike Lilly, St. John's (Minn.) vs. St. Mary's (Minn.).....	1976
7	Charlie Keskinidis, Mass.-Boston vs. Suffolk.....	1989

No. Player, Team vs. Opponent

Date

7	Mike Rudney, Buffalo St. vs. Medaille.....	Oct. 5, 1999
7	Zach Atkinson, Oglethorpe vs. Fisk.....	Sept. 30, 2004
7	John Drummond, Piedmont vs. Fisk.....	Oct. 17, 2004
6	Joe Scimeca, Wm. Paterson vs. Richard Stockton.....	1977
6	Hernan Borja, NJIT vs. Staten Island.....	Sept. 16, 1978
6	Rich DeLeo, DeSales vs. United Wesleyan.....	Sept. 26, 1978
6	John Ploeger, Capital vs. Ashland.....	Oct. 17, 1979
6	Llans Thelwell, N.C. Wesleyan vs. St. Andrews.....	Oct. 29, 1983
6	Dan Browdie, Lawrence vs. Lakeland.....	Sept. 15, 1984
6	Tom Visosky, Juniata vs. Pitt.-Bradford.....	Oct. 24, 1984
6	Mark Gonsalves, Westfield St. vs. Framingham St.....	1986
6	Tim Riggs, DeSales vs. Penn St.-Harrisburg.....	Oct. 12, 1988
6	Pascal Damkam, Maryville (Mo.) vs. Blackburn.....	Sept. 21, 1992
6	Joe Gohr, Neb. Wesleyan vs. Upper Iowa.....	Sept. 1, 2001
6	Bob Jacquith, Mass.-Dartmouth vs. Newbury.....	Sept. 13, 2003
6	Erik Elizondo, Dominican (Ill.) vs. Ripon.....	Sept. 24, 2004
6	Tommy Becker, Ripon vs. Monmouth (Ill.).....	Oct. 3, 2004
6	John Drummond, Piedmont vs. Fisk.....	Oct. 10, 2004
6	Peter Jarbo, Lincoln (Pa.) vs. Gallaudet.....	Oct. 2, 2005

ASSISTS

No. Player, Team vs. Opponent

Date

11	John Drummond, Piedmont vs. Fisk.....	Oct. 10, 2004
8	Marcos Gonzalez, Ozarks (Ark.) vs. Rhema Bible.....	Sept. 4, 2001
7	Brian Flaherty, Loras vs. Clarke.....	1989
7	Danny Almond, Emory & Henry vs. Johnson Bible.....	Sept. 18, 2001
6	Tom Strutt, Buffalo St. vs. Daemen.....	1980
6	Danny Almond, Emory & Henry vs. Fisk.....	Sept. 1, 2001
6	John Drummond, Piedmont vs. Fisk.....	Oct. 17, 2004

No.	Player, Team vs. Opponent	Date
6	Chris Rosenthal, New Jersey City vs. York (N.Y.)	Oct. 17, 2005
5	Bob Mosenge, Lake Forest vs. Ripon	Nov. 4, 1974
5	Bill Ensslen, Elizabethtown vs. Wilkes	Nov. 6, 1976
5	Kosmas Mouratidis, Bethany (W.V.) vs. Wash. & Jeff.	Sept. 22, 1984
5	Tim McClements, Wheaton (Ill.) vs. Aurora	Oct. 6, 1986
5	Hernan Maldonado, Richard Stockton vs. Ramapo	Oct. 18, 1986
5	Manny Juste, New Jersey City vs. Lehman	Nov. 1, 1990
5	Joe Hartman, Goucher vs. Arcadia	Oct. 26, 1991
5	Pedro Rodriguez, MacMurray vs. Park	Oct. 6, 1992
5	Tommy Walthall, Mary Washington vs. Gallaudet	Oct. 14, 1992
5	Pascal Damkam, Maryville (Mo.) vs. Westminster (Mo.)	Oct. 24, 1992
5	Wyatt Storm, Principia vs. Westminster (Mo.)	Oct. 24, 1992
5	Corey Linder, Wilmington (Ohio) vs. Defiance	1992
5	Adam Grossman, Wm. Paterson vs. Wilkes	1996
5	Marcos Gonzalez, Ozarks (Ark.) vs. Hendrix	Sept. 30, 1998
5	Mark Berman, Coe vs. Upper Iowa	Oct. 3, 1998
5	Vince Nardello, Rowan vs. Swarthmore	Sept. 11, 1999
5	Alun Oliver, St. Mary's (Md.) vs. Chowan	Oct. 10, 2001
5	Jon Wieland, Frostburg St. vs. Wash. & Jeff.	Oct. 17, 2001
5	Teddy Wohlgemuth, Greensboro vs. Chowan	Oct. 27, 2001
5	Rob Higginbotham, Pitt.-Bradford vs. D'Youville	Sept. 15, 2002
5	Mike Weckenbrock, Centre vs. Oglethorpe	Sept. 20, 2002
5	Dave Tintera, Pitt.-Greensburg vs. Hilbert	Sept. 20, 2003
5	Nick Herdlein, Medaille vs. SUNYIT	Oct. 18, 2003
5	Mark Bleser, Johnson & Wales (R.I.) vs. Southern Vt.	Oct. 16, 2004
5	Brian Sousa, Johnson & Wales (R.I.) vs. Southern Vt.	Oct. 16, 2004
5	Adam Kiefer, Austin vs. Concordia-Austin	Oct. 24, 2004
5	David Niederholtmeyer, Dominican (Ill.) vs. Concordia (Ill.)	Sept. 1, 2005
5	Marcus Pais, Texas Lutheran vs. Concordia-Austin	Sept. 30, 2005
5	Nick Loris, Albright vs. Valley Forge Christian	Oct. 12, 2005

SAVES

No.	Player, Team vs. Opponent	Date
42	Steve Runyon, Southern Vt. vs. Western New Eng.	Sept. 25, 2004
36	Mark Sullivan, Muhlenberg vs. Dickinson	Oct. 11, 1979
35	Albert Stroble, Marywood vs. King's (Pa.)	Sept. 29, 1998
35	Jason Berkowitz, Gwynedd-Mercy vs. Rutgers-Camden	Oct. 7, 2000
33	Derrick Lyngholm, Bethel (Minn.) vs. Wheaton (Ill.)	Nov. 7, 1998
32	Jason Jakubec, Lake Erie vs. Penn St.-Behrend	Oct. 18, 2000
31	Jim Sweeney, Albright vs. Susquehanna	Oct. 14, 1994
31	Shawn Beldue, Keuka vs. Elmira	Oct. 3, 1998
31	John Moore, Franklin vs. Lincoln Christian	Sept. 19, 2003
30	Brad Cordrey, Salisbury vs. Rowan	1975
30	Larry Gaydos, N.C. Wesleyan vs. Duke	Sept. 5, 1982
30	Dave Biddinger, Lake Erie vs. Hiram	Oct. 8, 2000
29	Luis Silva, Concordia-Austin vs. East Tex. Baptist	Sept. 9, 2000
28	Marc Lyons, Nichols vs. MIT	1986
28	Albert Stroble, Marywood vs. Wesley	Sept. 9, 1998
28	Albert Stroble, Marywood vs. Misericordia	Oct. 22, 1998
28	Mike Lathrop, Cazenovia vs. Barton	Oct. 10, 1999

Season

POINTS PER GAME

Player, Team	Year	Games	Points	Avg.
Jim Janette, Wis.-Platteville	1983	18	96	5.33
John Ploeger, Capital	1979	14	71	5.07
Hernan Borja, NJIT	1980	14	62	4.43
Fabio Miranda, CCNY	1993	17	75	4.41
Savvas Kyriakidis, Hunter	1987	15	66	4.40
Patrick McGinnis, Colorado Col.	2004	20	86	4.30
Ryan Mangano, Medaille	2006	22	92	4.18
Elliot Hooper, Mount Union	1974	13	54	4.15
Larry Shelhammer, Gust. Adolphus	1975	15	62	4.13
Jim Janette, Wis.-Platteville	1982	18	74	4.11
Jim Janette, Wis.-Platteville	1984	19	77	4.05
Joey Barone, Calvin	1991	22	85	3.86
Robert Gomes, Elms	2000	15	57	3.80
Ryan Olsen, St. Mary's (Md.)	2001	19	72	3.79
Drew Griffin, Piedmont	2006	17	64	3.76
Ilya Yermolenko, Baruch	1999	12	45	3.75
David Nelson, Allegheny	1977	11	40	3.64
John Ioannu, Montclair St.	1983	16	58	3.63
David Niederholtmeyer, Dominican (Ill.)	2005	20	72	3.60
Joey Kim, Haverford	1992	17	61	3.59
Alex Blake, Williams	2001	17	61	3.59
Patrick Laurent, Eastern	1998	21	75	3.57
Adriano dos Santos, Elms	2001	16	57	3.56
Ken Potts, St. John's (Minn.)	1974	16	56	3.50
Ilya Yermolenko, Baruch	1998	12	42	3.50

POINTS

Player, Team	Year	Games	Goals	Assists	Points
Jim Janette, Wis.-Platteville	1983	18	41	14	96
Ryan Mangano, Medaille	2006	22	34	24	92
John Drummond, Piedmont	2004	26	29	30	88
Patrick McGinnis, Colorado Col.	2004	20	39	8	86
Joey Barone, Calvin	1991	22	34	17	85
Derek Mosely, Phila. Biblical	2006	24	29	23	81
Jim Janette, Wis.-Platteville	1984	19	32	13	77
Fabio Miranda, CCNY	1993	17	27	21	75
Patrick Laurent, Eastern	1998	21	32	11	75
Jim Janette, Wis.-Platteville	1982	18	32	10	74
Tim Trava, St. Joseph's (L.I.)	2002	22	32	10	74
Ryan Olsen, St. Mary's (Md.)	2001	19	32	8	72
David Niederholtmeyer, Dominican (Ill.)	2005	20	26	20	72
John Ploeger, Capital	1979	14	30	11	71
Tom DeGeorge, Arcadia	2001	22	26	17	69
Doug Edwards, Scranton	1990	22	27	13	67
Savvas Kyriakidis, Hunter	1987	15	27	12	66
Dan Morlan, Colorado Col.	1997	21	27	12	66
Marcos Gonzalez, Ozarks (Ark.)	2001	22	20	26	66
Steve Clark, Plymouth St.	1982	19	28	9	65
Arron Lujan, Colorado Col.	1992	22	25	15	65
Eric Brown, Wheaton (Ill.)	1998	22	24	17	65
Cory Cwiklinski, Medaille	2003	19	24	17	65
Dave Rosenberger, Luther	1992	20	28	8	64
Stuart Hulke, Roger Williams	1998	20	29	6	64
Matt Bills, Messiah	2002	26	29	6	64
Drew Griffin, Piedmont	2006	17	29	6	64
Randy Strum, DeSales	2006	21	27	10	64

GOALS PER GAME

Player, Team	Year	Games	Goals	Avg.
Jim Janette, Wis.-Platteville	1983	18	41	2.28
John Ploeger, Capital	1979	14	30	2.14
Patrick McGinnis, Colorado Col.	2004	20	39	1.95
Savvas Kyriakidis, Hunter	1987	15	27	1.80
Hernan Borja, NJIT	1980	14	65	1.79
Jim Janette, Wis.-Platteville	1982	18	32	1.78
Drew Griffin, Piedmont	2006	17	29	1.71
Jim Janette, Wis.-Platteville	1984	19	32	1.68
Ryan Olsen, St. Mary's (Md.)	2001	19	32	1.68
Goskel Ergene, Bard	2001	13	21	1.62
Larry Shelhammer, Gust. Adolphus	1975	15	24	1.60
Fabio Miranda, CCNY	1993	17	27	1.59
Ilya Yermolenko, Baruch	1998	12	19	1.58
Ilya Yermolenko, Baruch	1999	12	19	1.58
John Ioannu, Montclair St.	1983	16	25	1.56
David Nelson, Allegheny	1977	11	17	1.55
Joey Barone, Calvin	1991	22	34	1.55
Ryan Mangano, Medaille	2006	22	34	1.55
Elliot Hooper, Mount Union	1974	13	20	1.54
Robert Gomes, Elms	2000	15	23	1.53
Alex Blake, Williams	2001	17	26	1.53
Patrick Laurent, Eastern	1998	21	32	1.52
Adriano dos Santos, Elms	2001	16	24	1.50
Jason Ross, Augustana (Ill.)	2002	20	30	1.50
Steve Clark, Plymouth St.	1982	19	28	1.47
Mike Schweinert, Wis.-Platteville	2001	19	28	1.47

GOALS

Player, Team	Year	Games	Goals
Jim Janette, Wis.-Platteville	1983	18	41
Patrick McGinnis, Colorado Col.	2004	20	39
Joey Barone, Calvin	1991	22	34
Ryan Mangano, Medaille	2006	22	34
Jim Janette, Wis.-Platteville	1982	18	32
Jim Janette, Wis.-Platteville	1984	19	32
Patrick Laurent, Eastern	1998	21	32
Ryan Olsen, St. Mary's (Md.)	2001	19	32
Tim Trava, St. Joseph's (L.I.)	2002	22	32
John Ploeger, Capital	1979	14	30
Jason Ross, Augustana (Ill.)	2002	20	30
Stuart Hulke, Roger Williams	1998	20	29
Matt Bills, Messiah	2002	26	29
John Drummond, Piedmont	2004	26	29
Drew Griffin, Piedmont	2006	17	29
Derek Mosely, Phila. Biblical	2006	24	29
Steve Clark, Plymouth St.	1982	19	28
Dave Rosenberger, Luther	1992	20	28
Mike Schweinert, Wis.-Platteville	2001	19	28
Verne Houston, Wartburg	2004	23	28
Harrison Kibomboluguijo, Wartburg	2006	23	28

Player, Team	Year	Games	Goals
Savvas Kyriakidis, Hunter.....	1987	15	27
Doug Edwards, Scranton.....	1990	24	27
Will Lukow, Oglethorpe.....	1992	19	27
Fabio Miranda, CCNY.....	1993	17	27
Dan Morlan, Colorado Col.	1997	21	27
Matthew Doran, Johns Hopkins.....	2000	19	27
Randy Sturm, DeSales.....	2006	21	27

ASSISTS PER GAME

Player, Team	Year	Games	Assists	Avg.
Fabio Miranda, CCNY.....	1993	17	21	1.24
Marcos Gonzalez, Ozarks (Ark.).....	2001	22	26	1.18
John Drummond, Piedmont.....	2004	26	30	1.15
Timmy Kyrkostas, Norwich.....	2001	22	25	1.14
Ken Potts, St. John's (Minn.).....	1974	16	18	1.13
Jeff Valentini, Augustana (Ill.).....	1996	18	20	1.11
Mike Domin, Carthage.....	1996	19	21	1.11
Milton Medeiros, Plymouth St.	1997	19	21	1.11
Pedro Rodriguez, MacMurray.....	1993	21	23	1.10
Ryan Mangano, Medaille.....	2006	22	24	1.09
Elliot Hooper, Mount Union.....	1974	13	14	1.08
Kurt Gaugler, Haverford.....	1992	17	18	1.06
Josef Powell, Williams.....	2001	17	18	1.06
Mark Bleser, Johnson & Wales (R.I.).....	2004	19	20	1.05
Craig Dziadowicz, Wis.-Whitewater.....	1998	20	21	1.05
Tommy Walthall, Mary Washington.....	1991	21	22	1.05
Troy Edwards, Wheaton (Ill.).....	1993	22	23	1.05
Ali Goncalves, Westfield St.	1975	20	20	1.00
Jamie Malone, Marietta.....	1982	14	14	1.00
Dan DePablos, Luther.....	1992	20	20	1.00
Arron Lujan, Colorado Col.	1993	20	20	1.00
Paul Andrew, Plymouth St.	1993	18	18	1.00
T.R. Bell, Lake Forest.....	1993	16	16	1.00
Steve Hemke, Frostburg St.	1997	20	20	1.00
Todd Hasbarger, Concordia-M'head.....	1997	17	17	1.00
Ahmed Mohyeldin, Emory.....	1998	19	19	1.00
David Niederholtmeyer, Dominican (Ill.).....	2005	20	20	1.00
Karl Dix, Emory.....	2005	18	18	1.00

ASSISTS

Player, Team	Year	Games	Assists
John Drummond, Piedmont.....	2004	26	30
Marcos Gonzalez, Ozarks (Ark.).....	2001	22	26
Timmy Kyrkostas, Norwich.....	2001	22	25
Ryan Mangano, Medaille.....	2006	22	24
Pedro Rodriguez, MacMurray.....	1993	21	23
Troy Edwards, Wheaton (Ill.).....	1993	22	23
Derek Mosely, Phila. Biblical.....	2006	24	23
Tommy Walthall, Mary Washington.....	1991	21	22
Ali Goncalves, Westfield St.	1974	23	21
Fabio Miranda, CCNY.....	1993	17	21
Mike Domin, Carthage.....	1996	19	21
Milton Medeiros, Plymouth St.	1997	19	21
Craig Dziadowicz, Wis.-Whitewater.....	1998	20	21
Erik Elizondo, Dominican (Ill.).....	2003	24	21
Gary Boughton, Medaille.....	2006	22	21
Ali Goncalves, Westfield St.	1975	20	20
Shamil Salah, N.C. Wesleyan.....	1988	22	20
Dan DePablos, Luther.....	1992	20	20
Arron Lujan, Colorado Col.	1993	20	20
Wayne Street, Ohio Wesleyan.....	1994	21	20
Jeff Valentini, Augustana (Ill.).....	1996	18	20
Steve Hemke, Frostburg St.	1997	20	20
Edward Ferdinand, Bethany (W.V.).....	1997	22	20
Mark Bleser, Johnson & Wales (R.I.).....	2004	19	20
David Niederholtmeyer, Dominican (Ill.).....	2005	20	20

SAVES PER GAME

Player, Team	Year	Games	Saves	Avg.
Chris Adamkiewicz, Rowan.....	1976	14	303	21.64
Albert Stroble, Marywood.....	1998	15	285	19.00
Skip Haile, Manhattanville.....	1985	15	279	18.60
Matt Arnts, Daniel Webster.....	2000	17	308	18.12
German Rojas, John Jay.....	2001	12	195	16.25
Luke Windy, William Penn.....	1999	16	255	15.94
Luke Windy, William Penn.....	1996	14	222	15.86
Dave Malefsky, New Jersey City.....	1976	11	174	15.82
David Biddinger, Lake Erie.....	2000	20	308	15.40
Ty Miller, Capital.....	1995	17	256	15.06
Mark Bennett, Wash. & Lee.....	1976	13	192	14.77
Ruddley Emerson, Cazenovia.....	2001	18	264	14.67
Tim Wolters, Hilbert.....	1998	13	188	14.46
Brad Cordrey, Salisbury.....	1975	14	200	14.29

Player, Team	Year	Games	Saves	Avg.
Mike Lathrop, Cazenovia.....	1999	17	241	14.18
John Simon, Trinity (Conn.).....	1981	12	170	14.17
Steve Neder, Wis.-Platteville.....	1980	17	238	14.00
David Jaros, Wis.-Superior.....	2000	10	140	14.00
Raymond Donnelly, Maritime (N.Y.).....	2002	11	154	14.00
Chris Doerr, Albright.....	1993	17	234	13.76

SAVES

Player, Team	Year	Games	Saves
Matt Arnts, Daniel Webster.....	2000	17	308
David Biddinger, Lake Erie.....	2000	20	308
Chris Adamkiewicz, Rowan.....	1976	14	303
Albert Stroble, Marywood.....	1998	15	285
Skip Haile, Manhattanville.....	1985	15	279
Ruddley Emerson, Cazenovia.....	2001	18	264
Ty Miller, Capital.....	1995	17	256
Luke Windy, William Penn.....	1999	16	255
Casey Snyder, Neumann.....	2001	20	253
Mike Lathrop, Cazenovia.....	1999	17	241
Steve Neder, Wis.-Platteville.....	1980	17	238
Jay Magid, Albright.....	2001	18	237
Adam Gawronski, Anna Maria.....	1998	18	235
Chris Doerr, Albright.....	1993	17	234
Matt Mason, St. Joseph's (L.I.).....	2003	20	234
Matt Mason, St. Joseph's (L.I.).....	2000	20	233
Phil Schneider, Defiance.....	1999	18	230
Kurt Reckamp, Wartburg.....	1996	19	229
Cris Cornell, Caltech.....	2000	19	229
Shawn Beldue, Keuka.....	1998	17	225
Luke Windy, William Penn.....	1996	14	222

SAVE PERCENTAGE

Player, Team	Year	Games	Saves	GA	Pct.
Pascaul Venter, Augsburg.....	2006	18	99	6	.943
Kevin Deegan, Roger Williams.....	2005	23	95	6	.941
Konrad Karasek, Case Reserve.....	2006	14	51	4	.927
Andrew Wu, McDaniel.....	2005	19	87	7	.926
Brian Lawson, Puget Sound.....	2005	16	62	5	.925
Thomas Anderson, Concordia (Wis.).....	2006	19	59	5	.922
Tyler Garry, Gust. Adolphus.....	2006	21	81	7	.920
Eric Ferguson, Ithaca.....	2005	16	44	4	.917
Jamison Dague, Ohio Wesleyan.....	2006	22	72	7	.911
Marc Frank, Transylvania.....	2005	18	60	6	.909

GOALS-AGAINST AVERAGE

Player, Team	Year	GA	Min.	GAA
Dan Welch, Macalester.....	1997	3	1,749	0.15
Andy Moulton, Gust. Adolphus.....	2004	3	1,544	0.18
Andy Moulton, Gust. Adolphus.....	2003	3	1,318	0.21
Dustin Crooker, St. Lawrence.....	2000	3	1,197	0.23
Jared Wheeler, UC Santa Cruz.....	2006	5	1,932	0.23
Gary Kane Jr., Johns Hopkins.....	2004	5	1,810	0.25
Peter Boyer, Drew.....	2003	6	2,099	0.26
Pete Simonini, Plymouth St.	1978	5	1,710	0.26
Harrison Jacobs, Ohio Wesleyan.....	1994	4	1,338	0.27
Kevin Deegan, Roger Williams.....	2005	6	1,967	0.27
Rob Blanck, Williams.....	1988	5	1,602	0.28
Chris Esnes, Rowan.....	1999	6	1,848	0.29
Dustin Shambach, Messiah.....	2004	7	2,137	0.30
Chris Balducci, Plattsburgh St.	1992	5	1,512	0.30
Brian Zaks, Roanoke.....	1998	3	899	0.30
Konrad Karasek, Case Reserve.....	2006	4	1,174	0.31
Brian Siljander, UC San Diego.....	1988	5	1,462	0.31
Eric Ferguson, Ithaca.....	2005	4	1,166	0.31
Terry Leiendecker, St. John's (Minn.).....	1982	5	1,450	0.31
Jamison Dague, Ohio Wesleyan.....	2006	7	2,005	0.31
Brian Lawson, Puget Sound.....	2005	5	1,430	0.31
Andrew Roraff, Redlands.....	2004	5	1,426	0.32
Pascaul Venter, Augsburg.....	2006	6	1,650	0.33
Jay Varrato, Elizabethtown.....	1989	8	2,175	0.33
Rob Bednarik, Drew.....	1985	4	1,080	0.33
Pete Simonini, Plymouth St.	1977	5	1,350	0.33

SOLO SHUTOUT PERCENTAGE

Player, Team	Year	Games	Shutouts	Pct.
Terry Leiendecker, St. John's (Minn.).....	1982	18	15	.833
Jared Wheeler, UC Santa Cruz.....	2006	22	17	.773
Peter Boyer, Drew.....	2003	23	17	.739
Pete Simonini, Plymouth St.	1978	19	14	.737
Jeff Schmid, Otterbein.....	1997	22	16	.727
Dan Welch, Macalester.....	1997	18	13	.722
Peter Van Sant, Puget Sound.....	2006	18	13	.722

Player, Team	Year	Games	Shutouts	Pct.
Joel Wallace, MacMurray	1991	25	18	.720
Dave Torgerson, Gust. Adolphus	1983	14	10	.714
Andy Moulton, Gust. Adolphus	2004	17	12	.706
Gary Kane Jr., Johns Hopkins	2004	20	14	.700
Alberto Gomez, UC San Diego	1985	23	16	.696
Mike Svelha, Salisbury	1999	23	16	.696
Dan Boreham, Mount Ida	2004	13	9	.692
Pete Mack, Wooster	1988	19	13	.684
Rob Blanck, Williams	1987	18	12	.667
Brian Siljander, UC San Diego	1990	21	14	.667
Dan Webb, Elizabethtown	1993	24	16	.667
Tyler Garry, Gust. Adolphus	2006	21	14	.667
Pascaul Venter, Augsburg	2006	18	12	.667
Walt Gotrell, Rowan	1981	23	15	.652
Tyler Snow, Claremont-M-S	1992	20	13	.650
Chris Boyles, Messiah	1998	20	13	.650
Marcus Voss, Hope	2001	20	13	.650
Tom Hudner, Connecticut Col.	1993	17	11	.647

SOLO SHUTOUTS

Player, Team	Year	Games	Shutouts
Joel Wallace, MacMurray	1991	25	18
Peter Boyer, Drew	2003	23	17
Jared Wheeler, UC Santa Cruz	2006	22	17
Alberto Gomez, UC San Diego	1985	23	16
Dan Webb, Elizabethtown	1993	24	16
Jeff Schmid, Otterbein	1997	22	16
Mike Svelha, Salisbury	1999	23	16
Matt Borchard, Fredonia St.	2005	25	16
Walt Gotrell, Rowan	1981	23	15
Terry Leiendecker, St. John's (Minn.)	1982	18	15
Reed Welch, Ohio Wesleyan	1991	24	15
Dustin Shambach, Redlands	2004	25	15
Pete Simonini, Plymouth St.	1978	19	14
Chris Rasmussen, Plymouth St.	1983	22	14
Kevin Ferrari, Scranton	1986	23	14
Brian Siljander, UC San Diego	1990	21	14
Jay Varrato, Elizabethtown	1990	25	14
Jonathan Barth, Ohio Wesleyan	1999	22	14
Gary Kane Jr., Johns Hopkins	2004	20	14
Danny Coble, Johns Hopkins	2006	23	14
Tyler Garry, Gust. Adolphus	2006	21	14
B.J. Fair, Claremont-M-S	1983	23	13
Cam Tredennick, Claremont-M-S	1984	22	13
Chris Hagemann, Wheaton (Ill.)	1984	24	13
Pete Mack, Wooster	1988	19	13
Jim Stahl, Montclair St.	1988	24	13
Brian Siljander, UC San Diego	1988	25	13
Michael Madden, UC San Diego	1991	23	13
Tyler Snow, Claremont-M-S	1992	20	13
Malleh Sallah, Bethany (W.V.)	1994	24	13
Christian Nilsson, Luther	1996	25	13
Dan Welch, Macalester	1997	18	13
Chris Boyles, Messiah	1998	20	13
Bob Chaplin, Luther	1998	23	13
Jon Girolamo, Wheaton (Mass.)	1998	23	13
Marcus Voss, Hope	2001	20	13
Chris Boyles, Messiah	2001	23	13
Peter Boyer, Drew	2002	24	13
Peter Van Sant, Puget Sound	2006	18	13

Career

POINTS PER GAME (Min. 100 Points)

Player, Team	Years	Games	Points	Avg.
Jim Jianette, Wis.-Platteville	1982-84	55	247	4.49
Tony Crescitelli, Mass. Liberal Arts	1975-78	62	@258	4.16
Ryan Mangano, Medaille	2005-06	44	142	3.23
John Drummond, Piedmont	2003-04	45	145	3.22
Steve Spirk, Wilmington (Ohio)	1977-79	49	156	3.18
David Niederholtmeyer, Dominican (Ill.)	2003-05	44	139	3.16
David Nelson, Allegheny	1975-78	40	118	2.95
Steve Clark, Plymouth St.	1980-83	78	223	2.86
John Ioannu, Montclair St.	1982-84	46	131	2.85
Robert Gomes, Elms	1998-01	60	169	2.82
Tim Trava, St. Joseph's (L.I.)	2000-03	71	199	2.80
Stuart Hulke, Roger Williams	1998-00	63	175	2.78
Glenn Judge, Eastern Conn. St.	1984-87	73	195	2.67
Alex Blake, Williams	1999-02	73	195	2.67
Fredy Guiran, Kean	1990-92	69	184	2.67

Player, Team	Years	Games	Points	Avg.
Hernan Borja, NJIT	1977-80	55	146	2.65
Jeff Geddes, Connecticut Col.	1985-88	56	146	2.61
Marc Whitman, Plattsburgh St.	1989-92	48	124	2.58
Joey Barone, Calvin	1988-91	77	198	2.57
Rob Mouw, Wheaton (Ill.)	1996-99	68	173	2.54
Sam Williams, Mount Union	1973-76	43	108	2.51
Ian Banda, Wooster	1987-90	71	177	2.49
Savvas Kyriakidis, Hunter	1984-87	55	137	2.49
Ryan Olsen, St. Mary's (Md.)	1998-01	65	160	2.46
Patrick McGinnis, Colorado Col.	2002-04	61	147	2.41
Jamie Malone, Marietta	1982-85	59	142	2.41
John Ploeger, Capital	1976-79	52	125	2.40
Key Akintunde, Wooster	1974-77	58	139	2.40
Arron Lujan, Colorado Col.	1991-94	84	200	2.38
Trevor Mutch, Claremont-M-S	1998-01	77	183	2.38

@Assist totals only available for 1975.

POINTS

Player, Team	Years	Games	Points
Tony Crescitelli, Mass. Liberal Arts	1975-78	62	@258
Jim Jianette, Wis.-Platteville	1982-84	55	247
Steve Clark, Plymouth St.	1980-83	78	223
Eric Brown, Wheaton (Ill.)	1996-99	90	210
Arron Lujan, Colorado Col.	1991-94	84	200
Tim Trava, St. Joseph's (L.I.)	2000-03	71	199
Joey Barone, Calvin	1988-91	77	198
Glenn Judge, Eastern Conn. St.	1984-87	73	195
Alex Blake, Williams	1999-02	73	195
Pedro Rodriguez, MacMurray	1990-93	89	185
Stuart Bracher, Bethany (W.V.)	1998-01	62	185
Fredy Guiran, Kean	1990-92	69	184
Cory Cwiklinski, Medaille	2003-06	79	184
Trevor Mutch, Claremont-M-S	1998-01	77	183
Mark Phillips, Kenyon	1991-94	73	180
Eric Themm, Claremont-M-S	1982-85	85	177
Ian Banda, Wooster	1987-90	71	177
Boris Jerkunica, Emory	1983-86	84	175
Stuart Hulke, Roger Williams	1998-00	63	175
Sainey Sanyang, Bethany (W.V.)	1994-97	89	174
Rob Mouw, Wheaton (Ill.)	1996-99	68	173
Scott Deopere, Wis.-Oshkosh	1997-00	76	173
Greg Boyle, Rowan	1984-87	87	172
Eric West, Johns Hopkins	1994-97	78	172
Verne Houston, Wartburg	2001-04	81	172
Robert Gomes, Elms	1998-01	60	169
Matt Doran, Johns Hopkins	1998-01	79	168
Josh Card, Trinity (Tex.)	1999-02	81	168
Will Lukow, Oglethorpe	1991-94	73	167

@Assist totals only available for 1975.

GOALS PER GAME (Min. 40 Goals)

Player, Team	Years	Games	Goals	Avg.
Tony Crescitelli, Mass. Liberal Arts	1975-78	62	123	1.98
Jim Jianette, Wis.-Platteville	1982-84	55	105	1.91
Fabio Miranda, CCNY	1993-95	54	76	1.41
Dan Browdie, Lawrence	1982-85	42	57	1.36
Steve Spirk, Wilmington (Ohio)	1977-79	49	63	1.29
John Ioannu, Montclair St.	1982-84	46	58	1.26
David Nelson, Allegheny	1975-78	40	50	1.25
Tim Trava, St. Joseph's (L.I.)	2000-03	71	88	1.24
Steve Clark, Plymouth St.	1980-83	78	96	1.23
Stuart Hulke, Roger Williams	1998-00	63	77	1.22
Hernan Borja, NJIT	1977-80	55	65	1.18
David Niederholtmeyer, Dominican (Ill.)	2003-05	44	52	1.18
Ryan Mangano, Medaille	2005-06	44	51	1.16
John Drummond, Piedmont	2003-04	45	52	1.16
Glenn Judge, Eastern Conn. St.	1984-87	73	82	1.12
Glenn Jaskiewicz, Cabrini	1989-92	72	80	1.11
Alex Blake, Williams	1999-02	73	81	1.11
Key Akintunde, Wooster	1974-77	58	64	1.10
Robert Gomes, Elms	1998-01	60	66	1.10
Scott Deopere, Wis.-Oshkosh	1997-00	76	82	1.08
Savvas Kyriakidis, Hunter	1984-87	55	59	1.07
Fredy Guiran, Kean	1990-92	69	74	1.07
Sam Williams, Mount Union	1973-76	43	46	1.07
Mike Domm, Fredonia St.	1996-97	39	41	1.05
Ian Banda, Wooster	1987-90	71	74	1.04
Marc Whitman, Plattsburgh St.	1989-92	48	50	1.04
Trevor Mutch, Claremont-M-S	1998-01	77	80	1.04
Jeff Geddes, Connecticut Col.	1985-88	56	58	1.04
Mark Burke, Colby	1982-85	57	59	1.04
Patrick McGinnis, Colorado Col.	2002-04	61	63	1.03

Player, Team	Years	Games	Goals	Avg.
Brett Scaccia, Plymouth St.	1993-97	63	65	1.03
Ryan Olsen, St. Mary's (Md.)	1998-01	65	67	1.03

GOALS

Player, Team	Years	Games	Goals
Tony Crescitelli, Mass. Liberal Arts	1975-78	62	123
Jim Jianette, Wis.-Platteville	1982-84	55	105
Steve Clark, Plymouth St.	1980-83	78	96
Tim Trava, St. Joseph's (L.I.)	2000-03	71	88
Eric Brown, Wheaton (Ill.)	1996-99	90	86
Glenn Judge, Eastern Conn. St.	1984-87	73	82
Scott Deopere, Wis.-Oshkosh	1997-00	76	82
Alex Blake, Williams	1999-02	73	81
Glen Jaskelewicz, Cabrini	1989-92	72	80
Trevor Mutch, Claremont-M-S	1998-01	77	80
Stuart Bracher, Bethany (W.V.)	1998-01	82	78
Verne Houston, Wartburg	2001-04	81	78
Joey Barone, Calvin	1988-91	77	77
Stuart Hulke, Roger Williams	1998-00	63	77
Fabio Miranda, CCNY	1993-95	54	76
Ian Banda, Wooster	1987-90	71	74
Fredy Guiran, Kean	1990-92	69	74
Mark Phillips, Kenyon	1991-94	73	74
Harrison Kibombolugujjo, Wartburg	2003-06	82	74
Will Lukow, Oglethorpe	1991-94	73	73
Eric West, Johns Hopkins	1994-97	78	72
Josh Card, Trinity (Tex.)	1999-02	81	72
Greg Boyle, Rowan	1984-87	87	71
Cory Cwiklinski, Medaille	2003-06	79	71
Eric Themm, Claremont-M-S	1982-85	85	70
Matt Doran, Johns Hopkins	1998-01	79	70
Bryan Bundy, Ohio Wesleyan	1983-86	85	69
Jeff Arestivo, Scranton	1983-86	91	69
Arron Lujan, Colorado Col.	1991-94	84	69
Rob Mouw, Wheaton (Ill.)	1996-99	68	69

ASSISTS PER GAME

(Min. 25 Assists)

Player, Team	Years	Games	Assists	Avg.
John Drummond, Piedmont	2003-04	45	41	0.91
Ryan Mangano, Medaille	2005-06	44	40	0.91
Ali Goncalves, Westfield St.	1974-76	58	50	0.86
Steve Montgomery, Goucher	1991-94	55	47	0.85
Tommy Walthall, Mary Washington	1991-93	61	51	0.84
Karl Dix, Emory	2003-05	55	45	0.82
Ahmed Mohyeldin, Emory	1997-98	36	29	0.81
David Niederholtmeyer, Dominican (Ill.)	2003-05	44	35	0.80
Matt Boehnen, Wis.-Oshkosh	1998-01	65	50	0.77
Mike Domin, Carthage	1995-97	53	40	0.75
Arron Lujan, Colorado Col.	1991-94	84	62	0.74
Todd Hasbarger, Concordia-M'head	1994-97	65	47	0.72
Mark Pawlyshyn, Wis.-Oshkosh	1988-91	72	52	0.72
Erik Elizondo, Dominican (Ill.)	2001-04	68	48	0.71
Matt Cummins, MacMurray	2000-02	49	34	0.69
Pedro Rodriguez, MacMurray	1990-93	89	61	0.69
Craig Dziadowicz, Wis.-Whitewater	1996-98	57	39	0.68
Jim Jianette, Wis.-Platteville	1982-84	55	37	0.67
Shaun Mutch, Claremont-M-S	1998-01	72	46	0.64
Boris Jerkunica, Emory	1983-86	84	53	0.63
Todd Taplin, Connecticut Col.	1985-88	56	35	0.63
Robert Gomes, Elms	1998-01	60	37	0.62
Steve Spirk, Wilmington (Ohio)	1977-79	49	30	0.61
Wayne Street, Ohio Wesleyan	1991-94	84	51	0.61
Mark Bleser, Johnson & Wales (R.I.)	2002-04	61	37	0.61
Derrick Spires, Anderson (Ind.)	1996-99	79	47	0.59
Rich King, Plattsburgh St.	1993-96	54	32	0.59
Jon Whitfield, Colorado Col.	1990-92	60	35	0.58
Shane Shackford, Mary Washington	1986-89	79	46	0.58
Marcos Gonzalez, Ozarks (Ark.)	1998-01	78	45	0.58

ASSISTS

Player, Team	Years	Games	Assists
Arron Lujan, Colorado Col.	1991-94	84	62
Pedro Rodriguez, MacMurray	1990-93	89	61
Boris Jerkunica, Emory	1983-86	84	53
Mark Pawlyshyn, Wis.-Oshkosh	1988-91	72	52
Tommy Walthall, Mary Washington	1991-93	61	51
Wayne Street, Ohio Wesleyan	1991-94	84	51
Ali Goncalves, Westfield St.	1974-76	58	50
Matt Boehnen, Wis.-Oshkosh	1998-01	65	50
Jason Cairns, TCNJ	1994-97	86	48
Jeff Moore, Richard Stockton	1998-01	96	48
Erik Elizondo, Dominican (Ill.)	2001-04	68	48

Player, Team	Years	Games	Assists
Mike Kane, Scranton	1986-89	87	47
Steve Montgomery, Goucher	1991-94	55	47
Todd Hasbarger, Concordia-M'head	1994-97	65	47
Derrick Spires, Anderson (Ind.)	1996-99	79	47
Shane Shackford, Mary Washington	1986-89	79	46
Shaun Mutch, Claremont-M-S	1998-01	72	46
Justin Abbey, Rowan	1993-95, 97	79	45
Les Lunsford, Richard Stockton	1995-98	81	45
Rodney Malone, Greenville	1997-00	82	45
Marcos Gonzalez, Ozarks (Ark.)	1998-01	78	45
Barry Finnerty, Wheaton (Mass.)	2001-04	88	45
Karl Dix, Emory	2003-05	55	45
Joey Barone, Calvin	1988-91	77	44
Kurt Gaugler, Haverford	1990-93	77	44
Troy Edwards, Wheaton (Ill.)	1990-93	87	44
Sainey Sanyang, Bethany (W.V.)	1994-97	89	42
Jeff Valentini, Augustana (Ill.)	1995-98	77	42
Jamal Ballantyne, St. Lawrence	1998-01	74	42
Cory Cwiklinski, Medaille	2003-06	79	42

SAVES PER GAME

(Min. 300 Saves)

Player, Team	Years	Games	Saves	Avg.
Matt Arnts, Daniel Webster	2000-03	33	456	13.82
Phil Schneider, Defiance	1998-01	62	761	12.27
Adam Gawronski, Anna Maria	1998-01	71	863	12.15
Walter Donne, Capital	1974-77	36	422	11.72
Luke Windy, William Penn	1996-99	61	714	11.70
Rich Wieand, D'Youville	2003-05	41	469	11.44
Sean Martineck, Fredonia St.	1992-95	43	473	11.00
Jim Sweeny, Albright	1994-97	64	698	10.91
Eric Nelson, Montclair St.	1981-83	46	496	10.78
Ryan Kuepper, Daniel Webster	1998-00	52	543	10.44
Matt Mason, St. Joseph's (L.I.)	2000-03	83	831	10.01
Zanna Laisu, Roger Williams	1980-84	91	867	9.53
Brian Garrahy, Goucher	1991-92	35	328	9.37
Jim Tiffin, Nazareth	1994-97	66	618	9.36
Larry Guenther, Penn St.-Behrend	1982-85	52	479	9.21
Bob Stevens, Webster	1991-94	52	478	9.19
Mark Bennett, Wash. & Lee	1974-77	42	381	9.07
Rance Clouse, Principia	1981-84	59	530	8.98
Chris Doerr, Albright	1990-93	64	554	8.66
Matt Brand, Cornell College	1997-00	69	592	8.58
Wayne Beal, Elizabethtown	1975-77	49	419	8.55
Ken Richvasky, Marietta	1980-83	48	408	8.50
Kevin Carney, Wash. & Lee	1977-80	48	407	8.48
Bill Muller, Montclair St.	1976-79	51	431	8.45
T.J. Davis, Franklin	2002-05	51	428	8.39
Rich Porfido, New Jersey City	1991-94	57	465	8.16
Mike Johnson, Drew	1979-82	55	442	8.04
Steve Crawford, Muskingum	1997-00	66	526	7.97
David Knapp, Ohio Northern	1989-92	61	484	7.93

SAVES

Player, Team	Years	Games	Saves
Zanna Laisu, Roger Williams	1980-84	91	867
Adam Gawronski, Anna Maria	1998-01	71	863
Matt Mason, St. Joseph's (L.I.)	2000-03	83	831
Phil Schneider, Defiance	1998-01	62	761
Luke Windy, William Penn	1996-99	61	714
Jim Sweeny, Albright	1994-97	64	698
Jim Tiffin, Nazareth	1994-97	66	618
Matt Brand, Cornell College	1997-00	69	592
Steve Vobbe, Otterbein	1988-91	87	585
Michael Murphy, Dickinson	1998-01	72	567
Chris Doerr, Albright	1990-93	64	554
Kurt Reckamp, Wartburg	1995-98	72	544
Ryan Kuepper, Daniel Webster	1998-00	52	543
Rance Clouse, Principia	1981-84	59	530
Steve Crawford, Muskingum	1997-00	66	526
Rob Swanson, Simpson	1995-98	83	511
Eric Nelson, Montclair St.	1981-83	46	496
Tim MacCarrick, Clarkson	1983-86	62	484
David Knapp, Ohio Northern	1989-92	61	484
Ken Cohen, Allegheny	1994-97	—	481
Larry Guenther, Penn St.-Behrend	1982-85	52	479
Bob Stevens, Webster	1991-94	52	478
Cory Rosier, Hobart	1999-02	—	478
Sean Martineck, Fredonia St.	1992-95	43	473
Rich Wieand, D'Youville	2003-05	41	469
Jon Henning, Muhlenberg	1974-77	65	466
Rich Porfido, New Jersey City	1991-94	57	465
Daniel Wathen, Gallaudet	2003-05	58	459

GOALS-AGAINST AVERAGE

(Min. 2,500 Minutes)

Player, Team	Years	GA	Min.	GAA
Peter Simonini, Plymouth St.	1976-79	24	6,120	0.35
Tyler Garry, Gust. Adolphus	2005-06	15	3,582	0.38
Dustin Shambach, Messiah	2003-06	32	7,449	0.39
Terry Leiendecker, St. John's (Minn.)	1980-83	28	5,850	0.43
Brian Silljander, UC San Diego	1987-90	33	5,922	0.50
Steve Morad, Wheaton (Ill.)	1995-98	26	4,600	0.51
Peter Boyer, Drew	2000-03	33	5,804	0.51
Marc Frank, Transylvania	2003-06	20	3,483	0.52
Chris Hagemann, Wheaton (Ill.)	1984-85	23	3,870	0.53
Chris Balducci, Plattsburgh St.	1990-92	26	4,215	0.56
Chris Boyles, Messiah	1998-01	40	6,322	0.57
Gary Kane Jr., Johns Hopkins	2001-04	43	6,745	0.57
Brendan Murphy, St. Lawrence	1998-01	26	4,049	0.58
Colin Robinson, Washington-St. Louis	2002-04	19	2,932	0.58
Chris Celentano, Stevens Institute	2003-06	35	5,386	0.58
Danny Coble, Johns Hopkins	2003-06	26	3,983	0.59
Michael Oehlmann, Rowan	1992-95	38	5,812	0.59
Dan Welch, Macalester	1995-97	32	4,861	0.59
Andy Moulton, Buena Vista/Gust. Adolphus	2002, 03-05	38	5,740	0.60
Ron Moser, Muhlenberg	1992-95	33	4,842	0.61
Brian Lawson, Puget Sound	2003-05	32	4,682	0.62
Kevin Ferrari, Scranton	1983-86	50	7,125	0.63
Doug Allen, Wheaton (Ill.)	1988-91	27	3,834	0.63
Charlie Moore, Cortland St.	1981-82	23	3,257	0.64
Eric Rienecker, Plattsburgh St.	1992-94	22	3,113	0.64
Harrison Jacobs, Ohio Wesleyan	1991-94	32	4,513	0.64
Mark Mesterhazy, Mary Washington	1987-90	33	4,649	0.64
Justin Krueger, Ohio Wesleyan	1993-96	29	4,047	0.64
Chris Esnes, Rowan	1996-99	44	6,127	0.65
Geoff Raives, Redlands	2000-03	48	6,677	0.65
A.J. Fleischer, Elizabethtown	2004-06	26	3,577	0.65

GOALKEEPER MINUTES PLAYED

Player, Team	Years	Min.
Zanna Laisu, Roger Williams	1980-84	8,190
Steve Vobbe, Otterbein	1988-91	7,830
William McNeel, Scranton	1979-82	7,748
Charlie Brightwell, Rhodes	1993-96	7,560
Dave Arehart, Shenandoah	1985-88	7,557
Rob Swanson, Simpson	1995-98	7,465
Dustin Shambach, Messiah	2003-06	7,449
Jeff Schmid, Otterbein	1996-99	7,380
Reed Welch, Ohio Wesleyan	1988-91	7,192
Mike Rentner, TCNJ	1989-92	7,192
Ryan Stanley, Pacific (Ore.)	1998-02	7,154
Kevin Ferrari, Scranton	1983-86	7,125
Ralph Giangiulio, Arcadia	2002-05	7,068
John Morrow, Neb. Wesleyan	1996-99	6,919
Alex Luna, Montclair St.	1998-01	6,906
Mike Svelha, Salisbury	1997-00	6,818
Gary Kane Jr., Johns Hopkins	2001-04	6,745
Brian Smith, Emory	1991-94	6,711
Geoff Raives, Redlands	2000-03	6,677
Brian Rook, Principia	1992-95	6,674
Chris Schultz, Ozarks (Ark.)	2001-04	6,619
Edward Hunt, Wesley	2003-06	6,611
Cory Rosier, Hobart	1999-02	6,601
Steve Brandt, Messiah	1984-87	6,487
Michael Murphy, Dickinson	1998-01	6,473
Matt Talbot, Clark (Mass.)	2004-06	6,368
Sean Martineck, Fredonia St.	1992-95	6,350
Michael Hollenbach, Mount Union	1993-96	6,335
Chris Boyles, Messiah	1998-01	6,322
Pat King, Wheaton (Ill.)	2000-03	6,319

PLAYERS WITH 40 GOALS AND 40 ASSISTS

(Chronological order)

Player, Team	Goals	Assists	Points	Years
Ali Goncalves, Westfield St.	43	50	136	1974-76
Mike Kane, Scranton	42	47	131	1986-89
Scott Gillanders, Ohio Wesleyan	47	41	135	1987-90
Kurt Gaugler, Haverford	42	44	128	1990-93
Pedro Rodriguez, MacMurray	62	61	185	1990-93
Arron Lujan, Colorado Col.	69	62	200	1991-94
Todd Ancelet, Luther	49	40	138	1994-97
Erik Elizondo, Dominican (Ill.)	54	48	156	2001-04
John Drummond, Piedmont	52	41	145	2003-04
Cory Cwiklinski, Medaille	71	42	184	2003-06
Ryan Mangano, Medaille	51	40	142	2005-06

Miscellaneous

FASTEST GOAL, START OF GAME

Time	Player, Team	Opponent	Date
:04	Stuart Hulke, Roger Williams	Johnson & Wales (R.I.)	Sept. 14, 1999
:06	Bart Pryputniewicz, Carthage	Concordia (Wis.)	Sept. 16, 1996
:09	Dan Morlan, Colorado Col.	Loras	Oct. 5, 1997
:09	Fredrik Airosto, North Park	Milwaukee Engr.	Oct. 25, 2000
:10	Jeremy Shapiro, Gettysburg	Wesley	Oct. 10, 2000
:12	Jeff Saunders, Hobart	Rochester Inst.	Nov. 6, 1992
:12	Ross Bower, Kalamazoo	Calvin	Oct. 29, 2001
:12	Dwayne Reevey, Rowan	Hunter	Sept. 29, 2003
:12	Shohei Okubo, Roger Williams	Mount Ida	Nov. 9, 2005
:12	Andy Rowek, Dickinson	Susquehanna	Sept. 13, 2006
:13	Joe Gulotta, Muhlenberg	Frank. & Marsh.	Sept. 27, 1995
:13	Nate Bowman, Wheaton (Ill.)	Wis.-Oshkosh	Sept. 20, 1997
:13	Peter Curry, Concordia-M'head	Hamline	Oct. 11, 1999
:13	Michael Cantelli, Plymouth St.	Bridgewater St.	Sept. 13, 2000
:13	Alun Oliver, St. Mary's (Md.)	Gallaudet	Sept. 30, 2001
:14	Nate Richards, Muhlenberg	Centenary (N.J.)	Oct. 6, 1999
:15	Joe Ritter, Westminster (Mo.)	Lincoln (Mo.)	Oct. 21, 1998
:16	Zac Pinard, Colby-Sawyer	Keene St.	Oct. 28, 1998
:16	Ben Bahr, St. John's (Minn.)	St. Olaf	Nov. 1, 2000

FASTEST CONSECUTIVE GOALS, SAME PLAYER

Time	Player, Team	Opponent	Date
0:12	Martin Forman, Ohio Wesleyan	Oberlin	Nov. 3, 1998
0:13	Scott Gillanders, Ohio Wesleyan	Dayton	Oct. 19, 1990
0:17	Krzysztof Mroczek, Utica	Cazenovia	Oct. 2, 2000
0:19	Mike Pepe, Ohio Wesleyan	Case Reserve	Oct. 10, 1992
0:27	Ben Premo, Brandeis	Wentworth Inst.	Sept. 8, 2005
0:47	Juan Saldana, Dominican (Ill.)	Concordia (Ill.)	Oct. 4, 2006
0:50	Mike Pepe, Ohio Wesleyan	Case Reserve	Oct. 10, 1992
0:52	Marcelo Carpio, New Jersey City	St. Joseph's (L.I.)	Oct. 16, 2005
0:54	Nico Toro, Dominican (Ill.)	Benedictine (Ill.)	Oct. 18, 2006
0:59	Fabiano Rivero, Simpson	Cornell College	Oct. 7, 2000
1:08	Juan Saldana, Dominican (Ill.)	Concordia (Ill.)	Oct. 4, 2006
1:22	John Angier, Simpson	Clarke	Sept. 22, 1996
1:33	Jeritt Thayer, New York U.	City Tech	Sept. 16, 2006
1:38	Galen Small, Chris. Newport	Shenandoah	Oct. 5, 2005
2:10	Ross Golla, St. John's (Minn.)	Augsburg	Sept. 26, 2000
2:25	Jeritt Thayer, New York U.	City Tech	Sept. 16, 2006
2:40	Cory Phillips, LeTourneau	Southwestern Christian	Sept. 22, 2004
3:05	Juan Zuniga, New Jersey City	York (N.Y.)	Oct. 17, 2005
3:05	Ben McAbee, Johns Hopkins	Keystone	Sept. 18, 2006

FASTEST THREE CONSECUTIVE GOALS, SAME PLAYER

Time	Player, Team	Opponent	Date
1:09	Mike Pepe (12:57, 13:16, 14:06), Ohio Wesleyan	Case Reserve	Oct. 10, 1992
1:55	Juan Saldana (54:03, 54:50, 55:58), Dominican (Ill.)	Concordia (Ill.)	Oct. 4, 2006
3:58	Jeritt Thayer (13:47, 15:20, 17:45), New York U.	City Tech	Sept. 16, 2006
7:05	Aaron Gentry (34:45, 37:58, 41:50), LeTourneau	Southwestern Christian	Sept. 22, 2004
7:35	Ben Premo (5:42, 6:09, 13:17), Brandeis	Wentworth Inst.	Sept. 8, 2005
8:07	Ross Golla (16:04, 18:14, 24:11), St. John's (Minn.)	Augsburg	Sept. 26, 2000
8:08	Ben McAbee (16:41, 21:44, 24:49), Johns Hopkins	Keystone	Sept. 18, 2006
12:28	Galen Small (11:09, 21:59, 23:37), Chris. Newport	Shenandoah	Oct. 5, 2005

CONSECUTIVE GAMES WITH AT LEAST ONE GOAL

No.	Player, Team	From	To
15	Matthew Doran, Johns Hopkins	Sept. 2, 2000	Nov. 1, 2000
15	Tim Trava, St. Joseph's (L.I.)	Sept. 14, 2002	Nov. 2, 2002
14	Tim Trava, St. Joseph's (L.I.)	Sept. 13, 2003	Oct. 31, 2003
11	Carlos Loureiro, Scranton	Sept. 16, 1982	Oct. 13, 1982
11	Jeff Arestivo, Scranton	Sept. 13, 1986	Oct. 14, 1986
11	Glen Jaskelwicz, Cabrini	Sept. 30, 1992	Oct. 28, 1992
11	Dan Morlan, Colorado Col.	Sept. 19, 1997	Nov. 12, 1997
11	Rob Mouw, Wheaton (Ill.)	Sept. 7, 1999	Oct. 6, 1999
11	Ryan Olsen, St. Mary's (Md.)	Sept. 27, 2001	Oct. 20, 2001
11	Dan Antoniuk, Wheaton (Mass.)	Sept. 8, 2002	Oct. 23, 2002
10	Paul Evans, Monmouth (Ill.)	Sept. 30, 1993	Sept. 12, 1994
10	Matthew Levine, Emory	Aug. 30, 2003	Oct. 4, 2003
9	Rio Morgan, Wooster	Sept. 1, 1990	Sept. 22, 1990
9	Josh Card, Trinity (Tex.)	Sept. 29, 2000	Oct. 27, 2000
9	Scott Kress, Lakeland	Sept. 28, 2003	Oct. 31, 2003

No.	Player, Team	From	To
9	Ryan Mangano, Medaille	Sept. 1, 2006	Sept. 26, 2006
9	Andrew Thorne, Chestnut Hill	Sept. 1, 2006	Sept. 27, 2006
8	Mike Blasi, Misericordia	Aug. 30, 1997	Sept. 27, 1997
8	Andre Watts, Neb. Wesleyan	Sept. 23, 1999	Oct. 20, 1999
8	Kimani Williams, Macalester	Oct. 8, 2000	Sept. 1, 2001
8	Jesse Makowski, Cortland St.	Oct. 11, 2002	Nov. 9, 2002
8	Adam Acosta, Redlands	Oct. 8, 2003	Nov. 5, 2003
8	Brent Benner, Cabrini	Sept. 27, 2005	Oct. 24, 2005

No.	Player, Team	From	To
795:11	Mitch Poppen, Wis.-Oshkosh	Oct. 29, 1992	Sept. 20, 1993
783:00	Steve Kopp, Gettysburg	Sept. 14, 2002	Oct. 22, 2002
776:24	Keith Millman, Johns Hopkins	Sept. 21, 1996	Oct. 30, 1996
757:16	Josh McElroy, Norwich	Sept. 6, 2000	Oct. 10, 2000
739:21	Adam Roberts, Ohio Wesleyan	Oct. 14, 2000	Nov. 18, 2000
738:00	Gary Kane Jr., Johns Hopkins	Nov. 8, 2003	Sept. 18, 2004
638:28	Dan Boreham, Mount Ida	Sept. 1, 2004	Sept. 22, 2004
633:00	William McNeel, Scranton	Sept. 22, 1982	Oct. 13, 1982
631:00	Kyle Miller, Merchant Marine	Nov. 13, 1999	Sept. 20, 2000
630:00	Joel Wallace, MacMurray	Sept. 18, 1991	Oct. 5, 1991
630:00	Jeff Schmid, Otterbein	Oct. 14, 1997	Nov. 8, 1997
630:00	Andrej Slapar, Macalester	Sept. 7, 1998	Sept. 27, 1998
617:39	Gary Kane Jr., Johns Hopkins	Sept. 13, 2001	Oct. 6, 2001
605:00	Mike Svelha, Salisbury	Sept. 20, 2000	Oct. 7, 2000
594:53	Jason Thurman, Neb. Wesleyan	Oct. 16, 2002	Nov. 16, 2002
580:00	Christian Nilsson, Luther	Oct. 26, 1996	Nov. 16, 1996
580:00	Jonathan Barth, Ohio Wesleyan	Sept. 3, 1999	Sept. 22, 1999

CONSECUTIVE SHUTOUT MINUTES

No.	Player, Team	From	To
1,428:00	Peter Boyer, Drew	Sept. 20, 2003	Nov. 29, 2003
1,110:00	Terry Leiendecker, St. John's (Minn.)	Sept. 18, 1982	Nov. 10, 1982
1,010:37	Danny Coble, Johns Hopkins	Sept. 13, 2006	Oct. 25, 2006
987:21	Matt Borchar, Fredonia St.	Sept. 6, 2005	Oct. 7, 2005
900:00	Mark Maehrer, Muhlenberg	Sept. 7, 1988	Oct. 13, 1988
835:17	Doug Timm, Elizabethtown	Sept. 22, 1999	Oct. 30, 1999

Annual Individual Champions

Points Per Game

Season	Player, Team	Cl.	G	GO	A	P	Avg.
1998	Patrick Laurent, Eastern	So.	21	32	11	75	3.57
1999	Ilya Yermolenko, Baruch	Sr.	12	19	7	45	3.75
2000	Robert Gomes, Elms	Jr.	15	23	11	57	3.80
2001	Ryan Olsen, St. Mary's (Md.)	Sr.	19	32	8	72	3.79
2002	Tim Trava, St. Joseph's (L.I.)	Jr.	22	32	10	74	3.36
2003	Cory Cwiklinski, Medaille	Fr.	19	24	17	65	3.42
2004	Patrick McGinnis, Colorado Col.	Sr.	20	39	8	86	4.30
2005	David Niederholtmeyer, Dominican (Ill.)	Sr.	20	26	20	72	3.60
2006	Ryan Mangano, Medaille	Sr.	22	34	24	92	4.18

Goals Per Game

Season	Player, Team	Cl.	G	GO	Avg.
1998	Ilya Yermolenko, Baruch	Jr.	12	19	1.58
1999	Ilya Yermolenko, Baruch	Sr.	12	19	1.58
2000	Robert Gomes, Elms	Jr.	15	23	1.53
2001	Ryan Olsen, St. Mary's (Md.)	Sr.	19	32	1.68
2002	Jason Ross, Augustana (Ill.)	Jr.	20	30	1.50
2003	Mike Figliola, Plattsburgh St.	So.	19	25	1.32
	Stewart Wagner, Bard	Fr.	19	25	1.32
2004	Patrick McGinnis, Colorado Col.	Sr.	20	39	1.95
2005	David Niederholtmeyer, Dominican (Ill.)	Sr.	20	26	1.30
2006	Drew Griffin, Piedmont	Jr.	17	29	1.71

Assists Per Game

Season	Player, Team	Cl.	G	A	Avg.
1998	Craig Dziadowicz, Wis.-Whitewater	Sr.	20	21	1.05
1999	Jason Vishio, Gettysburg	Sr.	19	18	0.95
2000	Aerik Williams, Johns Hopkins	Jr.	20	19	0.95
2001	Marcos Gonzalez, Ozarks (Ark.)	Sr.	22	26	1.18
2002	Brandon Migitsch, Pitt.-Greensburg	Sr.	20	19	0.95
2003	Karl Dix, Emory	So.	20	18	0.90
2004	John Drummond, Piedmont	Sr.	26	30	1.15
2005	David Niederholtmeyer, Dominican (Ill.)	Sr.	20	20	1.00
	Karl Dix, Emory	Sr.	18	18	1.00
2006	Ryan Mangano, Medaille	Sr.	22	24	1.09

Goals-Against Average

Season	Player, Team	Cl.	G	MIN	GA	GAA
1998	Brian Zaks, Roanoke	Jr.	18	899	3	0.30
1999	Chris Esnes, Rowan	Sr.	21	1,848	6	0.29
2000	Dustin Crooker, St. Lawrence	So.	17	1,197	3	0.23
2001	Doug Lupton, Whitworth	Sr.	21	1,065	4	0.34
2002	Josh Rosenblum, Trinity (Tex.)	Jr.	20	1,209	5	0.37
2003	Andy Moulton, Gust. Adolphus	So.	14	1,318	3	0.21
2004	Andy Moulton, Gust. Adolphus	Jr.	17	1,544	3	0.18
2005	Kevin Deegan, Roger Williams	Jr.	23	1,967	6	0.27
2006	Jared Wheeler, UC Santa Cruz	Jr.	22	1,932	5	0.23

Saves Per Game

Season	Player, Team	Cl.	G	SV	Avg.
1998	Albert Stroble, Marywood	Sr.	15	285	19.00
1999	Luke Windy, William Penn.	Sr.	16	255	15.94
2000	Matt Arnts, Daniel Webster	Fr.	17	308	18.12
2001	German Rojas, John Jay	So.	12	195	16.25
2002	Matt Talerico, Curry	Jr.	16	216	13.50
2003	Rich Wieand, D'Youville	So.	14	192	13.71
2004	Dan Darden, Concordia-Austin	So.	13	161	12.38
2005	Dave O'Neill, Immaculata	Fr.	15	180	12.00
2006	Israel Nery, Southern Vt.	Fr.	13	140	10.77

Save Percentage*

Season	Player, Team	Cl.	G	SV	GA	Pct.
2005	Kevin Deegan, Roger Williams	Jr.	23	95	6	.941
2006	Pascal Venter, Augsburg	So.	18	99	6	.943

*Category added in 2005

Team Records

Official NCAA Division III men's soccer records began with the 1974 season and are based on information submitted to the NCAA statistics service by institutions participating in the statistics rankings. Annual champions started in the 1998 season, which was the first year the NCAA compiled weekly leaders. In statistical rankings, the rounding of percentages and/or averages may indicate ties where none exist. In these cases, the numerical order of the rankings is accurate.

Scoring

POINTS

Game

60—Luther vs. Morningside, Sept. 8, 2001; Piedmont vs. Fisk, Oct. 10, 2004

GOALS

Game

23—Buffalo St. vs. Medaille, Oct. 5, 1999

Season

110—Medaille, 2006 (22 games)

SCORING AVERAGE

Season

5.00—Medaille, 2006 (110 goals in 22 games)

ASSISTS

Game

26—Luther vs. Morningside, Sept. 8, 2001

FASTEST CONSECUTIVE GOALS BY SAME TEAM

:05—Centre (Mike Weckenbrock and Alex Marsden) vs. Rose-Hulman, Sept. 29, 2002

FASTEST THREE CONSECUTIVE GOALS, SAME TEAM

1:09—Ohio Wesleyan (Mike Pepe, all three goals at 12:57, 13:16 and 14:06) vs. Case Reserve, Oct. 10, 1992

FASTEST CONSECUTIVE GOALS BY OPPOSING TEAMS

:02—Matt Brady, Catholic, then Layne Crothers, Salisburg, Sept. 6, 2006

Defense

SAVES

Game

42—Southern Vt. vs. Western New Eng., Sept. 25, 2004

Season

394—Lake Erie, 2000 (21 games)

SAVES PER GAME

Season

18.85—Wash. & Lee, 1976 (245 in 13 games)

SAVE PERCENTAGE

Season

.945—Augsburg, 2006 (6 GA, 104 saves in 19 games)

GOALS-AGAINST AVERAGE

Season

0.15—Macalester, 1997 (3 GA in 1,809 min.)

SHUTOUTS

Season

21—Drew, 2003 (25 games)

SHUTOUT PERCENTAGE

Season

.870—UC Santa Cruz, 2006 (20 in 23 games)

Miscellaneous

CONSECUTIVE WINS

43—Trinity (Tex.), Aug. 29, 2003 to Nov. 19, 2004

CONSECUTIVE GAMES WITHOUT A LOSS

66—Wheaton (Ill.), Sept. 1, 1996 to Nov. 14, 1998

CONSECUTIVE HOME WINS

40—Ohio Wesleyan, Aug. 30, 1991 to Oct. 29, 1993

CONSECUTIVE CONFERENCE WINS (includes conference tournaments)

42—Luther, Sept. 18, 1996 to Oct. 4, 2000

CONSECUTIVE CONFERENCE GAMES WITHOUT A LOSS (includes conference tournaments)

57—Claremont-M-S, Sept. 1983 to Nov. 1987

CONSECUTIVE SHUTOUTS

17—Drew, Sept. 20, 2003 to Nov. 22, 2003

WINS IN A SEASON

25—Richard Stockton, 2001 (25-1-1)

CONSECUTIVE WINNING SEASONS

33—Ohio Wesleyan, 1974 to present

MOST IMPROVED WON-LOST RECORD

11½—Puget Sound, 1998 (7-12-1) to 1999 (20-2-0)

TIES IN A SEASON

6—Ithaca, 1995; Allegheny, 1996; Potsdam St., 2005; Wittenberg, 2005; Ohio Wesleyan, 2006

0-0 TIES IN A SEASON

4—Ohio Wesleyan, 2006

OVERTIME GAMES IN A SEASON

9—Allegheny, 1996

Team Leaders

Game

POINTS

No.	Team vs. Opponent	Date
60	Luther vs. Morningside	Sept. 8, 2001
60	Piedmont vs. Fisk	Oct. 10, 2004
59	Buffalo St. vs. Medaille	Oct. 5, 1999
59	Rowan vs. John Jay	Sept. 13, 2000
59	Dallas vs. Finlandia	Oct. 27, 2006
57	Centre vs. Fisk	Oct. 23, 1993
56	Elizabethtown vs. Wilkes	Nov. 6, 1976
54	Dallas vs. Dallas Christian	Oct. 10, 2006
52	LeTourneau vs. SWern of Chr. Min.	Sept. 22, 2004
50	Augustana (Ill.) vs. William Penn	Sept. 4, 1996
50	Pitt.-Greensburg vs. Mount Aloysius	Aug. 31, 2003
50	Redlands vs. Caltech	Oct. 25, 2003
50	Oglethorpe vs. Fisk	Sept. 30, 2004
49	Piedmont vs. Fisk	Oct. 17, 2004
48	New Jersey City vs. York (N.Y.)	Oct. 17, 2005
47	New York U. vs. City Tech	Sept. 16, 2006
46	Goucher vs. Arcadia	Oct. 26, 1991
44	Wilmington (Ohio) vs. Franklin	Oct. 20, 1998
43	Allegheny vs. Medgar Evers	Sept. 9, 1988
43	Luther vs. Wartburg	Sept. 25, 1999
43	Dominican (Ill.) vs. Clarke	Sept. 20, 2003
43	Dominican (Ill.) vs. Concordia (Ill.)	Sept. 1, 2005

GOALS

No.	Team vs. Opponent	Date
23	Buffalo St. vs. Medaille	Oct. 5, 1999
22	Dallas vs. Finlandia	Oct. 27, 2006
21	Centre vs. Fisk	Oct. 23, 1993
20	Elizabethtown vs. Wilkes	Nov. 6, 1976

No.	Team vs. Opponent	Date
20	Piedmont vs. Fisk	Oct. 10, 2004
19	Buffalo St. vs. Daemen1980
19	LeTourneau vs. SWern of Chr. Min.	Sept. 22, 2004
18	Richard Stockton vs. New Jersey City	Nov. 8, 1980
18	Washington (Md.) vs. Delaware Valley	Oct. 31, 1989
18	Eastern vs. Marywood	Sept. 25, 1999
18	Rowan vs. John Jay	Sept. 13, 2000
18	Oglethorpe vs. Fisk	Sept. 30, 2004
17	Colorado Col. vs. Regis (Colo.)1976
17	Rowan vs. New Jersey City	Oct. 14, 1980
17	Lawrence vs. Lakeland	Sept. 15, 1984
17	Wheaton (Ill.) vs. Millikin	Oct. 11, 1995
17	Augustana (Ill.) vs. William Penn	Sept. 4, 1996
17	Keuka vs. Medaille	Sept. 19, 1998
17	Maryville (Tenn.) vs. Fisk	Oct. 28, 2000
17	Luther vs. Morningside	Sept. 8, 2001
17	Piedmont vs. Fisk	Oct. 17, 2004
17	Dallas vs. Dallas Christian	Oct. 10, 2006

ASSISTS

No.	Team vs. Opponent	Date
26	Luther vs. Morningside	Sept. 8, 2001
23	Rowan vs. John Jay	Sept. 13, 2000
20	Piedmont vs. Fisk	Oct. 10, 2004
20	Dallas vs. Dallas Christian	Oct. 10, 2006
19	Luther vs. Wartburg	Sept. 25, 1999
18	Pitt.-Greensburg vs. Mount Aloysius	Aug. 31, 2003
18	Redlands vs. Caltech	Oct. 25, 2003
18	New Jersey City vs. York (N.Y.)	Oct. 17, 2005
17	Allegheny vs. Medgar Evers	Sept. 9, 1988
17	Dominican (Ill.) vs. Clarke	Sept. 20, 2003
17	New York U. vs. City Tech	Sept. 16, 2006
16	Elizabethtown vs. Wilkes	Nov. 6, 1976
16	Augustana (Ill.) vs. William Penn	Sept. 4, 1996

No.	Team vs. Opponent	Date
15	Centre vs. Fisk	Oct. 23, 1993
15	Luther vs. Wartburg	Sept. 25, 1999
15	Richard Stockton vs. Hunter	Oct. 22, 2001
15	McMurry vs. Concordia-Austin	Sept. 17, 2004
15	Piedmont vs. Fisk	Oct. 17, 2004
15	Dominican (Ill.) vs. Concordia (Ill.)	Sept. 1, 2005
15	Dallas vs. Finlandia	Oct. 27, 2006

SAVES

No.	Team vs. Opponent	Date
42	Southern Vt. vs. Western New Eng.	Sept. 25, 2004
36	Muhlenberg vs. Dickinson	Oct. 11, 1979
35	Marywood vs. King's (Pa.)	Sept. 29, 1998
33	Bethel (Minn.) vs. Wheaton (Ill.)	Nov. 7, 1998
32	Lake Erie vs. Penn St.-Behrend	Oct. 18, 2000
31	Nichols vs. MIT	1986
31	Otterbein vs. Wooster	Sept. 21, 1991
31	Albright vs. Susquehanna	Oct. 14, 1994
31	Keuka vs. Elmira	Oct. 3, 1998
30	Salisbury vs. Rowan	1975
30	Lake Erie vs. Hiram	Oct. 8, 2000
29	Ohio Wesleyan vs. Bowling Green	Oct. 3, 1973
29	Concordia-Austin vs. East Tex. Baptist	Sept. 9, 2000
28	Marywood vs. Wesley	Sept. 9, 1998
28	Marywood vs. Misericordia	Oct. 22, 1998
28	Cazenovia vs. Barton	Oct. 10, 1999

FASTEST CONSECUTIVE GOALS, SAME TEAM

Time	Players, Team	Opponent	Date
:05	Mike Weckenbrock and Alex Marsden, Centre	Rose-Hulman	Sept. 29, 2002
:06	Justin Risma and Sean Pearman, Wheaton (Ill.)	Blackburn	Oct. 24, 2003
:07	Mike Pierce and Albie Lobbato, TCNJ	Rutgers-Newark	Oct. 21, 2000
:11	Eric Brown and Rob Mouw, Wheaton (Ill.)	North Park	Sept. 23, 1998
:12	Martin Forman (both), Ohio Wesleyan	Oberlin	Nov. 3, 1998
:12	Eric Rolwing and Sam Mirkovich, Redlands	Caltech	Nov. 1, 2004
:13	Scott Gillanders (both), Ohio Wesleyan	Dayton	Oct. 19, 1990
:13	Alan Lazarewski and Mike Domm, Fredonia St.	Potsdam St.	Oct. 18, 1999
:15	Troy Ray and Chris McCallum, Neb. Wesleyan	Doane	Sept. 8, 1999
:15	Fred Wetzell and David Spetter, Rowan	Rutgers-Camden	Oct. 27, 1999
:15	John Kightlinger and Sean Pearman, Wheaton (Ill.)	Eastern	Aug. 31, 2001
:15	Lee Murray and Matt Lockard, Mary Washington	Gallaudet	Oct. 4, 2001
:15	Doug Cavagnaro and Greg Ruttler, Richard Stockton	New Paltz St.	Oct. 10, 2001
:16	Andy Kessinger and Matt Schrader, Ohio Wesleyan	Wooster	Sept. 26, 1990
:16	Aaron Ruff and Fabiano Rivero, Simpson	Cornell College	Oct. 7, 2000
:17	Adam Neill and Ryan Wise, Heidelberg	Muskingum	Oct. 30, 1999
:17	Kevin Piotrowski and Johnny Stocker, Merchant Marine	Widener	Sept. 2, 2000
:17	Krzysztof Mroczek (both), Utica	Cazenovia	Oct. 2, 2000
:17	Shawn Fosdick and Tim Smith, Maryville (Mo.)	Westminster (Mo.)	Oct. 28, 2000

FASTEST THREE CONSECUTIVE GOALS, SAME TEAM

Time	Team, Players, Time of Goals	Opponent	Date
1:09	Ohio Wesleyan (Mike Pepe, all three goals at 12:57, 13:16 and 14:06)	Case Reserve	Oct. 10, 1992
1:10	New York U. (Matt Ramirez [57:12], then Bryan Chao [57:30], then Ramirez [58:22])	City Tech	Sept. 16, 2006
1:28	Roger Williams (Sean Whalen [0:50], then Mike Bray [1:32], then Joel Montgomery [2:18])	Eastern Nazarene	Sept. 25, 2004
1:32	Dominican (Ill.) (Nico Toro [46:46], then Toro [47:40], then Juan Saldana [48:18])	Benedictine (Ill.)	Oct. 18, 2006
1:55	Dominican (Ill.) (Juan Saldana, all three goals at 54:03, 54:50 and 55:58)	Concordia (Ill.)	Oct. 4, 2006

Time	Team, Players, Time of Goals	Opponent	Date
2:26	Redlands (K.C. Nordfors [63:12], then Eric Rolwing [63:40], then Sam Mirkovich [65:38])	Occidental	Sept. 27, 2003
2:58	New York U. (Max Sachar [18:40], then Jeritt Thayer [21:18], then Branden Neal [21:38])	City Tech	Sept. 16, 2006
3:00	New Jersey City (Miguel Fontan [41:58], then Marcelo Carpio [42:24], then Chris Rosenthal [44:58])	York (N.Y.)	Oct. 17, 2005
3:02	New Jersey City (Julio Garcia [22:43], then Cristhian Acuna [25:07], then John Jensen [25:45])	York (N.Y.)	Oct. 17, 2005
3:20	New York U. (Jeritt Thayer [15:20], then Thayer [17:45], then Max Sachar [18:40])	City Tech	Sept. 16, 2006
3:23	LeTourneau (Ryan Potter [8:27], then Alex Curry [9:47], then Rabo Garba [11:50])	SW'ern of Chr. Min.	Sept. 22, 2004
3:27	New York U. (Jeritt Thayer [17:45], then Max Sachar [18:40], then Thayer [21:18])	City Tech	Sept. 16, 2006
3:41	Redlands (Art Oogjen [70:14], then Tim Stark [72:50], then Oogjen [73:55])	Caltech	Oct. 25, 2003
3:58	New York U. (Jeritt Thayer, all three goals at 13:47, 15:20, 17:45)	City Tech	Sept. 16, 2006

FASTEST CONSECUTIVE GOALS, OPPOSING TEAMS

Time	First Goal	Second Goal	Date
:02	Matt Brady, Catholic	Layne Crothers, Salisbury	Sept. 6, 2006
:10	Mike Norton, Keene St.	Eric Reed, Wheaton (Mass.)	Sept. 9, 2000
:10	Jason Colley, Wheaton (Mass.)	Muhammed El Hussani, Rivier	Oct. 2, 2002
:11	Mike Cooley, Keene St.	Jeff Shea, Wheaton (Mass.)	Nov. 12, 2005
:12	Chris Jack, Ohio Wesleyan	Adam Sobczak, Alma	Sept. 7, 2001
:16	Tim Jones, Elizabethtown	Mike Edwards, TCNJ	Nov. 14, 1991
:18	Paul Colella, Elizabethtown	Jason Sears, Swarthmore	Nov. 12, 1991
:18	Ted Zingman, Johns Hopkins	Pat Michel, Bethany (W.V.)	Nov. 13, 1998
:18	Tanner Wann, Centre	Josh Smith, Trinity (Tex.)	Sept. 17, 2000
:19	Brett Olsen, Williams	Trevor Cote, Wheaton (Mass.)	Sept. 18, 2005
:20	John Harke, Keene St.	Jason Percy, Wheaton (Mass.)	Sept. 14, 2002
:22	Matt Bowman, Salisbury	Paul Stepanick, Mary Washington	Oct. 20, 2001
:22	Ricky Klotz, Hobart	Trae Lower, Rochester Inst.	Sept. 17, 2003
:23	Stan Jarka, Wm. Paterson	Bryan McGuire, DeSales	Sept. 9, 2000
:24	John Cell, Earlham	Matt Schrader, Ohio Wesleyan	Oct. 18, 1989
:24	Andrew Macho, Montclair St.	Mike LaRosa, Worcester St.	Sept. 22, 2001
:26	Obi Moneme, Ohio Wesleyan	Jonathan Puckett, Wheaton (Ill.)	Sept. 10, 1994
:26	Chris McCallum, Neb. Wesleyan	Martin Schmidt, Central (Iowa)	Oct. 14, 1997
:26	Dwayne Reevey, Rowan	Marc Fay, Keane	Nov. 1, 2003
:28	Dan Abrams, Hobart	Lou Vaz, Richard Stockton	Sept. 5, 2003

Season

SCORING AVERAGE

Team	Year	Games	No.	Avg.
Medaille	2006	22	110	5.00
Stevens Institute	2005	22	106	4.82
Luther	1992	20	96	4.80
Trinity (Tex.)	2000	20	96	4.80
Westfield St.	1974	23	108	4.70
Trinity (Tex.)	2001	19	86	4.53
Lake Forest	1975	12	54	4.50
Trinity (Tex.)	2002	23	103	4.48
Phila. Biblical	2006	24	107	4.46
Salisbury	2000	20	89	4.45
Wis.-Platteville	1983	18	80	4.44
Dallas	2006	19	84	4.42
Trinity (Tex.)	2004	20	88	4.40
Redlands	2003	21	92	4.38
Trinity (Tex.)	2003	24	105	4.38
Maryville (Tenn.)	2000	19	83	4.37
Dallas	2001	19	83	4.37
Wheaton (Ill.)	1997	25	109	4.36
Ozarks (Ark.)	2001	20	87	4.35
Johns Hopkins	1999	18	78	4.33
Keuka	2002	18	78	4.33
Wm. Paterson	1977	17	73	4.29
Augustana (Ill.)	1982	15	64	4.27

Team	Year	Games	No.	Avg.
Johns Hopkins.....	2002	20	85	4.25
UC Santa Cruz.....	2005	20	85	4.25
Dominican (Ill.).....	2005	20	85	4.25

GOALS

Team	Year	Games	Goals
Medaille.....	2006	22	110
Wheaton (Ill.).....	1997	25	109
Westfield St.	1974	23	108
Phila. Biblical	2006	24	107
Stevens Institute.....	2005	22	106
Trinity (Tex.).....	2003	24	105
Trinity (Tex.).....	2002	23	103
Messiah.....	2002	26	103
Luther.....	1992	20	96
Trinity (Tex.).....	2000	20	96
Messiah.....	2000	25	96
Rowan.....	2000	26	95
UC Santa Cruz.....	2003	23	93
Ozarks (Ark.).....	2001	22	92
Redlands.....	2003	21	92
Stevens Institute.....	2004	24	92
Wis.-Stevens Point.....	2003	23	91
New Jersey City.....	2005	25	91
Norwich.....	2001	22	90
New Jersey City.....	2004	24	90
Salisbury.....	2000	20	89
Richard Stockton.....	2001	27	88
Messiah.....	2004	25	88
Trinity (Tex.).....	2004	20	88
Wheaton (Ill.).....	1989	23	87
Merchant Marine.....	2002	23	87
Texas-Dallas.....	2002	21	87
Dominican (Ill.).....	2006	24	87

GOALS-AGAINST AVERAGE

(Min. 1,200 Minutes)

Team	Year	GA	Min.	GAA
Macalester.....	1997	3	1,809	0.15
Gust. Adolphus.....	2004	4	2,152	0.17
UC Santa Cruz.....	2006	5	2,067	0.22
Drew.....	2003	6	2,314	0.23
St. Lawrence.....	2000	5	1,783	0.25
Gust. Adolphus.....	2003	6	2,053	0.26
Gust. Adolphus.....	1983	4	1,260	0.29
Trinity (Tex.).....	2003	7	2,178	0.29
Roger Williams.....	2005	7	2,131	0.30
Johns Hopkins.....	2004	6	1,823	0.30
Puget Sound.....	2005	5	1,510	0.30
Ohio Wesleyan.....	2006	7	2,104	0.30
Augsburg.....	2006	6	1,791	0.30
Messiah.....	2004	8	2,262	0.32
Calvin.....	2004	7	1,954	0.32
Rowan.....	1999	7	1,923	0.33
St. John's (Minn.).....	1982	6	1,630	0.33
Wheaton (Ill.).....	1991	8	2,130	0.34
UC Santa Cruz.....	2005	7	1,834	0.34
UC San Diego.....	1985	8	2,090	0.34
Williams.....	1999	6	1,560	0.35
Messiah.....	1999	8	2,054	0.35
Salisbury.....	2002	7	1,770	0.36
Wis.-Oshkosh.....	2003	8	1,991	0.36
Redlands.....	2004	8	1,974	0.36

SAVES PER GAME

Team	Year	Games	Saves	Avg.
Wash. & Lee.....	1976	13	245	18.85
Lake Erie.....	2000	21	394	18.76
Daniel Webster.....	2000	17	308	18.11
Marywood.....	1998	16	285	17.81
Wartburg.....	1999	14	229	16.36
William Penn.....	1999	16	256	16.00
Anna Maria.....	2000	19	293	15.42
Capital.....	1995	18	271	15.06
Curry.....	2002	17	252	14.82
Wis.-Superior.....	2000	11	163	14.82
Hilbert.....	1998	13	189	14.54
Capital.....	1994	17	244	14.35
Rutgers-Camden.....	1990	17	243	14.29
Cazenovia.....	1999	17	241	14.18
Neb. Wesleyan.....	1994	14	197	14.07
Keuka.....	1998	17	230	13.53

Team	Year	Games	Saves	Avg.
Wis. Lutheran.....	2000	18	237	13.17
Capital.....	1998	18	236	13.11
Daniel Webster.....	1998	18	234	13.00
Goucher.....	1993	19	246	12.95

SAVES

Team	Year	Games	No.
Lake Erie.....	2000	21	394
Daniel Webster.....	2000	17	308
Anna Maria.....	2000	19	293
Marywood.....	1998	16	285
Capital.....	1995	18	271
St. Joseph's (L.I.).....	2003	22	271
Anna Maria.....	1998	20	256
William Penn.....	1999	16	256
Waynesburg.....	2002	20	254
St. Joseph's (N.Y.).....	2000	22	253
Curry.....	2002	17	252
Goucher.....	1993	19	246
Wash. & Lee.....	1976	13	245
Capital.....	1994	17	244
Rutgers-Camden.....	1990	17	243
Defiance.....	1998	19	242
Cazenovia.....	1999	17	241
Wis. Lutheran.....	2000	18	237
Cazenovia.....	2000	19	237
Capital.....	1998	18	236
Gwynedd-Mercy.....	2000	20	236

SAVE PERCENTAGE

Team	Year	Games	Saves	GA	Pct.
Augsburg.....	2006	19	104	6	.945
Roger Williams.....	2005	23	102	7	.936
Puget Sound.....	2005	16	66	5	.930
Ohio Wesleyan.....	2006	22	77	7	.917
UC Santa Cruz.....	2006	23	52	5	.912
Gust. Adolphus.....	2006	22	89	9	.908
Phila. Biblical.....	2006	24	131	14	.903
Clark (Mass.).....	2006	17	63	7	.900
Johns Hopkins.....	2006	23	89	10	.899
Ithaca.....	2005	16	62	7	.899
Puget Sound.....	2006	18	60	7	.892
Framingham St.....	2006	17	105	13	.890
Greenville.....	2005	23	137	17	.890
Redlands.....	2005	22	80	10	.889

SHUTOUT PERCENTAGE

Team	Year	Games	No.	Pct.
UC Santa Cruz.....	2006	23	20	.870
Drew.....	2003	25	21	.840
St. John's (Minn.).....	1982	18	15	.833
Macalester.....	1997	18	15	.833
Gust. Adolphus.....	2004	23	19	.826
Redlands.....	2005	22	18	.818
Puget Sound.....	2005	16	13	.813
Alfred.....	2001	15	12	.800
Trinity (Tex.).....	2003	24	19	.792
Gust. Adolphus.....	1983	14	11	.786
Williams.....	1988	18	14	.778
Johns Hopkins.....	1999	18	14	.778
Gust. Adolphus.....	2003	22	17	.773
Carnegie Mellon.....	1999	17	13	.765
Rowan.....	1999	21	16	.762
Calvin.....	2004	21	16	.762
Fredonia St.....	2005	25	19	.760
Muhlenberg.....	1989	20	15	.750
UC Santa Cruz.....	2005	20	15	.750
Ithaca.....	2005	16	12	.750
Roger Williams.....	2005	23	17	.739
St. Lawrence.....	2000	19	14	.737
Augsburg.....	2006	19	14	.737
Otterbein.....	1997	22	16	.727
Wis.-Oshkosh.....	2003	22	16	.727
Stevens Institute.....	2005	22	16	.727

SHUTOUTS

Team	Year	Games	Shutouts
Drew.....	2003	25	21
UC Santa Cruz.....	2006	23	20
Trinity (Tex.).....	2003	24	19
Gust. Adolphus.....	2004	23	19
Fredonia St.....	2005	25	19

Team	Year	Games	Shutouts
UC San Diego	1988	25	18
Elizabethtown	1989	27	18
Elizabethtown	1991	26	18
MacMurray	1991	25	18
Messiah	2002	26	18
Redlands	2005	22	18
Muhlenberg	1988	24	17
Elizabethtown	1990	25	17
Gust. Adolphus	2002	22	17
Messiah	2004	25	17
Roger Williams	2005	23	17
UC San Diego	1985	23	16
Ohio Wesleyan	1991	24	16
Wheaton (Ill.)	1991	23	16
Otterbein	1997	22	16
Rowan	1999	21	16
Salisbury	1999	23	16
Richard Stockton	2001	27	16
Drew	2002	24	16
Otterbein	2002	27	16
Messiah	2003	23	16
Wis.-Oshkosh	2003	22	16
Calvin	2004	21	16
Stevens Institute	2005	22	16

Miscellaneous

CONSECUTIVE WINS

No.	Team	From	To
43	Trinity (Tex.)	Aug. 29, 2003	Nov. 19, 2004
39	Wheaton (Ill.)	Oct. 1, 1997	Nov. 14, 1998
31	Messiah	Sept. 27, 2000	Oct. 20, 2001
31	Messiah	Nov. 13, 2004	Sept. 2, 2006
29	St. Lawrence	Sept. 4, 1999	Sept. 29, 2000
23	Williams	1987	Oct. 29, 1988
23	Ohio Wesleyan	Sept. 1, 2000	Nov. 18, 2000
21	Wis.-Oshkosh	Aug. 29, 2003	Nov. 22, 2003
20	Kenyon	Oct. 28, 1989	Nov. 2, 1990
20	Ohio Wesleyan	Sept. 2, 1994	Nov. 5, 1994
20	Neb. Wesleyan	Sept. 1, 1999	Sept. 2, 2000
20	Richard Stockton	Sept. 23, 2001	Nov. 17, 2001
20	Ohio Wesleyan	Sept. 2, 2005	Nov. 12, 2005
19	Rowan	Nov. 2, 1990	Oct. 13, 1991
19	Trinity (Tex.)	Sept. 1, 2000	Nov. 11, 2000
19	Drew	Sept. 14, 2002	Nov. 23, 2002
18	Elizabethtown	Sept. 15, 1990	Nov. 3, 1990
18	Medaille	Sept. 9, 2006	Nov. 4, 2006
17	Wheaton (Ill.)	1984	1984
17	Rowan	Sept. 5, 1987	Oct. 26, 1987
17	Rowan	Sept. 10, 1988	Oct. 25, 1988
17	Rowan	Sept. 23, 2000	Nov. 24, 2000
17	Plattsburgh St.	Sept. 23, 2005	Nov. 20, 2005

CONSECUTIVE GAMES WITHOUT A LOSS

No.	Team	From	To
66	Wheaton (Ill.)	Sept. 1, 1996	Nov. 14, 1998
60	St. Lawrence	Nov. 19, 1997	Nov. 12, 2000
46	Messiah	Nov. 13, 2004	Oct. 28, 2006
43	Trinity (Tex.)	Aug. 29, 2003	Nov. 19, 2004
39	Wheaton (Ill.)	1984	1985
34	Macalester	Oct. 9, 1996	Sept. 27, 1998
31	UC San Diego	Sept. 7, 1988	Sept. 22, 1989
31	Messiah	Sept. 27, 2000	Oct. 20, 2001
29	Gust. Adolphus	Sept. 20, 2003	Oct. 8, 2004
28	Elizabethtown	Sept. 1989	Nov. 3, 1990
28	Wis.-Oshkosh	Sept. 3, 1994	Sept. 23, 1995
28	Trinity (Tex.)	Oct. 19, 2001	Nov. 29, 2002
27	Ohio Wesleyan	Sept. 13, 1988	Oct. 7, 1989
26	Neb. Wesleyan	Sept. 1, 1999	Sept. 17, 2000
25	Plattsburgh St.	1991	1992
23	Williams	1987	Oct. 29, 1988
23	Ohio Wesleyan	Sept. 1, 2000	Nov. 18, 2000
22	Wis.-Oshkosh	Sept. 12, 1991	Sept. 27, 1992
22	Richard Stockton	Sept. 22, 2001	Nov. 24, 2001
22	Ohio Wesleyan	Oct. 16, 2001	Sept. 24, 2002

CONSECUTIVE HOME WINS

(Includes conference and NCAA tournaments)

No.	Team	From	To
40	Ohio Wesleyan	Aug. 30, 1991	Oct. 29, 1993

No.	Team	From	To
26	Williams	Oct. 17, 1987	Oct. 9, 1990
26	Johns Hopkins	Sept. 14, 1996	Oct. 14, 1998
26	Williams	Oct. 3, 1998	Nov. 4, 2000
25	Wheaton (Mass.)	Oct. 14, 2000	Oct. 23, 2002
24	St. Norbert	Sept. 21, 2003	Oct. 5, 2005
23	Wis.-Oshkosh	Sept. 24, 1992	Nov. 12, 1994
22	UC San Diego	Sept. 26, 1984	Sept. 26, 1986
22	UC San Diego	Sept. 19, 1993	Sept. 22, 1995
21	Ohio Wesleyan	Oct. 15, 1999	Nov. 12, 2000
21	Claremont-M-S	Nov. 1, 1999	Oct. 3, 2001
19	Richard Stockton	Oct. 20, 2000	Nov. 17, 2001
18	Plattsburgh St.	1993	1995
18	Fredonia St.	Oct. 18, 1995	Aug. 31, 1996
17	Rhodes	Oct. 26, 1993	Oct. 28, 1995
17	Neb. Wesleyan	Oct. 4, 1998	Sept. 9, 2000

CONSECUTIVE CONFERENCE WINS

(Includes conference tournaments)

No.	Team	From	To
42	Luther	Sept. 18, 1996	Oct. 4, 2000
41	Wheaton (Ill.)	Sept. 1988	Nov. 1994
35	Wheaton (Ill.)	Nov. 1994	Oct. 21, 2000
32	Redlands	Sept. 25, 2002	Oct. 6, 2004
31	Claremont-M-S	Sept. 1983	Oct. 1985
30	Mary Washington	Sept. 1991	Oct. 1994
29	Roger Williams	Oct. 1999	Nov. 2, 2001
27	Rowan	Oct. 2, 1986	Sept. 25, 2002
27	Drew	Sept. 16, 2000	Nov. 9, 2002
25	Messiah	Nov. 12, 1999	Nov. 2, 2002
24	Muhlenberg	Oct. 14, 1986	Sept. 29, 1990
23	Fontbonne	Nov. 1, 2003	Oct. 13, 2005
21	Greensboro	Nov. 9, 1996	Oct. 1, 2000
20	Wooster	Sept. 10, 1977	1979
20	Trinity (Tex.)	Sept. 26, 1999	Sept. 30, 2001
20	Johns Hopkins	Oct. 30, 1999	Nov. 2, 2001
19	Claremont-M-S	Oct. 1985	Oct. 1987
18	Wheaton (Mass.)	Oct. 14, 2000	Oct. 17, 2002
17	Ohio Wesleyan	Sept. 24, 1985	Sept. 24, 1988
17	Fredonia St.	Oct. 18, 1996	Oct. 3, 1998
17	Norwich	Sept. 8, 1999	Oct. 21, 2000

CONSECUTIVE CONFERENCE GAMES WITHOUT A LOSS

(Includes conference tournaments)

No.	Team	From	To
57	Claremont-M-S	Sept. 1983	Nov. 1987
42	Luther	Sept. 18, 1996	Oct. 4, 2000
41	Wheaton (Ill.)	Sept. 1988	Nov. 1994
40	Rowan	Oct. 27, 1984	Sept. 25, 1989
39	Wheaton (Ill.)	Nov. 1994	Oct. 10, 2001
37	Mary Washington	Oct. 1994	Oct. 1998
36	Drew	Sept. 16, 2000	Nov. 8, 2003
35	St. Lawrence	Sept. 21, 1996	Oct. 11, 2002
32	Roger Williams	Oct. 1999	Nov. 7, 2002
32	Redlands	Sept. 25, 2002	Oct. 6, 2004
29	Claremont-M-S	Oct. 1977	Oct. 1980
24	Ohio Wesleyan	Sept. 24, 1985	Oct. 7, 1989
24	Muhlenberg	Oct. 14, 1986	Sept. 29, 1990
23	Greensboro	Nov. 9, 1996	Oct. 15, 2000
23	Norwich	Sept. 8, 1999	Sept. 21, 2002
23	Fontbonne	Nov. 1, 2003	Oct. 13, 2005
22	Macalester	Oct. 9, 1996	Oct. 14, 1998
22	Medaille	Sept. 24, 2005	present
21	Bethany (W.V.)	Nov. 2, 1996	Sept. 9, 2001
20	Wooster	Sept. 10, 1977	1979
20	Drew	Oct. 19, 1997	Oct. 30, 1999
20	Johns Hopkins	Oct. 30, 1999	Nov. 2, 2001
20	Johns Hopkins	Sept. 21, 2005	present

CONSECUTIVE SHUTOUTS

No.	Team	From	To
17	Drew	Sept. 20, 2003	Nov. 22, 2003
13	St. John's (Minn.)	Sept. 22, 1982	Nov. 6, 1982
13	Muhlenberg	Sept. 3, 1988	Oct. 13, 1988
11	Williams	Oct. 6, 1998	Nov. 14, 1998
11	Redlands	Oct. 5, 2005	Nov. 9, 2005
10	Greensboro	Sept. 16, 1989	Oct. 16, 1989
10	Messiah	1995	1995
10	Macalester	Nov. 6, 1997	Sept. 27, 1998
10	Elizabethtown	Sept. 25, 1999	Oct. 27, 1999
10	Gust. Adolphus	Sept. 11, 2004	Oct. 8, 2004
10	Johns Hopkins	Sept. 15, 2006	Oct. 21, 2006
10	UC Santa Cruz	Oct. 11, 2006	Nov. 12, 2006

No.	Team	From	To
9	Plattsburgh St.	1994	1994
9	Fredonia St.	Sept. 9, 2005	Oct. 1, 2005
8	Rowan	Nov. 29, 1980	Sept. 26, 1981
8	Ohio Wesleyan	Oct. 6, 1982	Nov. 2, 1982
8	UC San Diego	Sept. 14, 1988	Oct. 2, 1988
8	Johns Hopkins	Sept. 28, 1996	Oct. 27, 1996
8	Ohio Wesleyan	Oct. 17, 2000	Nov. 12, 2000
8	UC Santa Cruz	Sept. 13, 2002	Oct. 10, 2002
8	Wis.-Oshkosh	Sept. 13, 2003	Oct. 4, 2003
8	Gust. Adolphus	Sept. 30, 2003	Oct. 28, 2003
7	Rowan	Oct. 17, 1979	Nov. 6, 1979
7	UC San Diego	Oct. 14, 1988	Oct. 29, 1988
7	Muhlenberg	Sept. 10, 1989	Sept. 29, 1989
7	Rowan	Sept. 1, 1990	Sept. 18, 1990
7	MacMurray	Sept. 18, 1991	Oct. 5, 1991
7	Montclair St.	Oct. 2, 1992	Oct. 24, 1992
7	Wis.-Oshkosh	Oct. 29, 1992	Sept. 20, 1993
7	Rowan	Sept. 12, 1999	Oct. 6, 1999
7	Rowan	Oct. 11, 1999	Nov. 4, 1999
7	Roger Williams	Oct. 16, 1999	Nov. 4, 1999
7	Westfield St.	Oct. 13, 2000	Nov. 4, 2000
7	Trinity (Tex.)	Oct. 11, 2003	Nov. 23, 2003
7	Calvin	Oct. 16, 2004	Nov. 5, 2004
7	Puget Sound	Oct. 2, 2005	Oct. 29, 2005
7	Fredonia St.	Oct. 14, 2005	Nov. 4, 2005

SEASON WINS

No.	Team	Year
25	Richard Stockton	2001
24	Elizabethtown	1989
24	Wheaton (Ill.)	1997
24	Rowan	2000
24	Trinity (Tex.)	2003
24	Messiah	2005
23	UNC Greensboro	1983
23	UC San Diego	1988
23	Elizabethtown	1990
23	Ohio Wesleyan	2000
23	Messiah	2002
23	Otterbein	2002
23	Messiah	2004
22	Ohio Wesleyan	1991
22	St. Lawrence	1999
22	Messiah	2000
22	Plattsburgh St.	2005
21	Wheaton (Ill.)	1984
21	UC San Diego	1985
21	Elizabethtown	1987
21	MacMurray	1991
21	UC San Diego	1993
21	Elizabethtown	1993
21	Luther	1996
21	Mary Washington	1997
21	Cabrini	1998
21	Wheaton (Ill.)	1998
21	Linfield	2000
21	Messiah	2001
21	Norwich	2001
21	Wheaton (Mass.)	2001
21	Arcadia	2002
21	Drew	2002
21	UC Santa Cruz	2003
21	Wis.-Oshkosh	2003
21	Stevens Institute	2004
21	Western New Eng.	2005
21	UC Santa Cruz	2006
21	Messiah	2006
21	York (Pa.)	2006

CONSECUTIVE WINNING SEASONS

No.	Team	From	To
33	Ohio Wesleyan	1974	present
32	Elizabethtown	1975	present
32	Messiah	1975	present
32	Rowan	1975	present
31	Claremont-M-S	1974	2004
30	Wilmington (Ohio)*	1977	present
25	St. John's (Minn.)	1974	1998
25	Williams	1982	present
22	Middlebury	1985	present
22	Wis.-Oshkosh	1985	present
19	Macalester	1987	2005
19	Centre	1988	present
19	Plattsburgh St.	1988	present
19	Wheaton (Ill.)	1988	present
18	UC San Diego	1982	1999
16	Plymouth St.	1974	1989
16	Cortland St.	1981	1996
16	Ithaca	1985	2000
14	Mary Washington	1984	1997
14	Johns Hopkins	1993	present

*Wilmington (Ohio) was not an NCAA member from 1980-89.

MOST IMPROVED WON-LOST RECORD

Team	Year	W-L-T	Next Year	W-L-T	\$Improvement
Puget Sound	1998	7-12-1	1999	20-2-0	11½
Wentworth Inst.	1995	1-17-0	1996	12-6-0	11
Ferrum	2004	0-16-0	2005	13-7-0	11
Bridgewater St.	1992	4-14-0	1993	15-4-1	10½
Bard	2000	5-13-1	2001	14-1-0	10½
Emory	1983	7-13-1	1984	16-3-2	9½
Central (Iowa)	2001	5-10-2	2002	16-2-1	9½
Franklin	1999	1-18-0	2000	10-9-0	9
Dallas	2000	2-11-3	2001	14-5-0	9
Medaille	2004	8-10-2	2005	18-2-2	9
MacMurray	1987	2-14-3	1988	13-8-0	8½
Wheaton (Ill.)	1987	9-10-1	1988	19-3-2	8½
UC San Diego	1992	8-6-4	1993	21-2-1	8½
Susquehanna	1992	2-14-1	1993	11-6-0	8½
Elms	1999	4-12-0	2000	12-3-0	8½
Baruch	2003	3-13-0	2004	11-4-1	8½
N.C. Wesleyan	2003	7-10-2	2004	16-2-2	8½
Pacific (Ore.)	2005	2-15-1	2006	10-6-1	8½
Wilmington (Ohio)	1976	3-9-1	1977	13-3-0	8
Mount Union	1982	4-11-0	1983	12-3-1	8
Springfield	1998	6-13-0	1999	15-6-0	8
Mass.-Dartmouth	1999	6-12-1	2000	16-6-1	8
Wash. & Lee	1999	9-8-0	2000	19-2-0	8
Fontbonne	2000	3-13-2	2001	11-5-1	8
Lycoming	2002	5-11-2	2003	15-5-0	8
Aurora	2003	7-11-2	2004	15-3-4	8
Case Reserve	2005	8-9-2	2006	17-2-2	8
Emerson	2005	3-13-1	2006	12-6-1	8
Montclair St.	2005	10-7-2	2006	20-1-1	8
St. Scholastica	2005	4-15-2	2006	13-8-0	8

\$To determine games improved, add the difference in victories between the two seasons to the difference in losses, then divide by two; ties not counted. Includes postseason.

Annual Team Champions

Scoring Offense

Season	Team	G	GO	Avg.
1998	Wilmington (Ohio)	20	83	4.15
1999	Johns Hopkins	18	76	4.22
2000	Trinity (Tex.)	20	96	4.80
2001	Trinity (Tex.)	19	86	4.53
2002	Trinity (Tex.)	23	103	4.48
2003	Redlands	21	92	4.38
2004	Trinity (Tex.)	20	88	4.40
2005	Stevens Institute	22	106	4.82
2006	Medaille	22	110	5.00

Goals-Against Average

Season	Team	G	MIN	GA	GAA
1998	Roanoke	19	1,778	8	0.41
1999	Rowan	21	1,923	7	0.33
2000	St. Lawrence	19	1,783	5	0.25
2001	Alfred	15	1,422	7	0.44
2002	Salisbury	19	1,770	7	0.36
2003	Drew	25	2,314	6	0.23
2004	Gust. Adolphus	23	2,152	4	0.17
2005	Roger Williams	23	2,131	7	0.30
2006	UC Santa Cruz	23	2,067	5	0.22

Save Percentage*

Season	Team	G	Saves	GA	Pct.
2005	Roger Williams	23	102	7	.936
2006	Augsburg	19	104	6	.945

*Category added in 2005

Shutout Percentage

Season	Team	G	SO	Pct.
1998	Williams	19	13	.684
1999	Johns Hopkins	18	14	.778

2006 Most Improved Teams

Team	2005 W-L-T	2006 W-L-T	\$Games Improved
Pacific (Ore.)	2-15-1	10-6-1	8½
Case Reserve	8-9-2	17-2-2	8
Emerson	3-13-1	12-6-1	8
Montclair St.	10-7-2	20-1-1	8
St. Scholastica	4-15-2	13-8-0	8
Bard	4-13-1	12-6-1	7½
Mississippi Col.	5-11-1	14-5-3	7½
Augsburg	6-10-2	13-3-3	7
Methodist	7-12-1	14-5-1	7
Nazareth	6-10-5	15-5-3	7
Ohio Northern	9-9-1	16-3-5	6½
Cabrini	5-12-2	12-7-0	6

Season	Team	G	SO	Pct.
2000	St. Lawrence	19	14	.737
2001	Alfred	15	12	.800
2002	Messiah	26	18	.692
2003	Drew	25	21	.840
2004	Gust. Adolphus	23	19	.826
2005	Redlands	22	18	.818
2006	UC Santa Cruz	23	20	.870

Winning Percentage

Season	Team	W	L	T	*Pct.
1998	Wheaton (Ill.)	21	1	0	.955
1999	St. Lawrence	22	0	0	1.000
	Neb. Wesleyan	19	0	0	1.000
2000	Ohio Wesleyan	23	1	0	.958
2001	Norwich	21	1	0	.955
2002	Carnegie Mellon	16	1	0	.941
2003	Trinity (Tex.)	24	0	0	1.000
2004	Trinity (Tex.)	19	1	0	.950
2005	Messiah	24	0	0	1.000
2006	York (Pa.)	21	0	3	.938

*Ties counted as half won, half lost.

Most Improved Won-Lost Record

Season	Team	From	To	\$Improved
1999	Puget Sound	7-12-1	20-2-0	11½
2000	Franklin	1-18-0	10-9-0	9
2001	Bard	5-13-1	14-1-0	10½
2002	Central (Iowa)	5-10-2	16-2-1	10½
2003	Lycoming	5-11-2	15-5-0	8
2004	Baruch	3-13-0	11-4-1	8½
2005	Ferrum	0-16-0	13-7-0	11
2006	Pacific (Ore.)	2-15-1	10-6-1	8½

\$To determine games improved, add the difference in victories between the two seasons to the difference in losses, then divide by two; ties not counted. Includes postseason.

Team	2005 W-L-T	2006 W-L-T	\$Games Improved
George Fox	2-15-1	8-9-2	6
Wentworth Inst.	9-10-0	13-2-1	6
Chapman	4-12-1	10-7-1	5½
Mary Washington	7-9-3	14-5-0	5½
Phila. Biblical	14-9-0	20-4-0	5½
Dubuque	3-12-2	9-8-2	5
Hunter	3-14-1	8-9-1	5
Lynchburg	8-9-0	14-5-2	5
Oswego St.	5-13-1	11-9-1	5

\$To determine games improved, add the difference in victories between the two seasons to the difference in losses, then divide by two; ties not counted. Includes postseason.

Final Coaches' Polls

NOTE: Poll conducted by the Intercollegiate Soccer Coaches Association of America (ISAA) from 1980-95. The National Soccer Coaches Association of America assumed responsibility in 1996.

- 1980**
- Babson
 - Scranton
 - Rowan
 - Washington-St. Louis
 - Binghamton
 - Calvin
 - Brandeis
 - MacMurray
 - Averett
 - Ithaca
 - Ohio Wesleyan
 - Lynchburg
 - Wesleyan (Conn.)
 - Kean
 - Bethany (W.V.)
 - Wheaton (Ill.)
 - Plymouth St.
 - Clarkson
 - Wilmington (Ohio)
 - TCNJ
- 1981**
- Rowan
 - Cortland St.
 - Brandeis
 - Ohio Wesleyan
 - Keene St.
 - Wheaton (Ill.)
 - Averett
 - UNC Greensboro
 - Scranton
 - Fredonia St.
 - Washington-St. Louis
 - Messiah
 - Denison
 - Colorado Col.
 - Plymouth St.
 - St. Lawrence
 - FDU-Florham
 - Plattsburgh St.
 - Frostburg St.
 - Amherst
- 1984**
- UNC Greensboro
 - Wheaton (Ill.)
 - Kean
 - Salem St.
 - Rochester Inst.
 - UC San Diego
 - Bethany (W.V.)
 - TCNJ
 - Emory
 - Union (N.Y.)
 - WPI
 - Wilmington (Ohio)
 - Claremont-M-S
 - Washington-St. Louis
 - Ohio Wesleyan
 - Buffalo St.
 - N.C. Wesleyan
 - Lynchburg
 - Colorado Col.
 - Williams
- 1990**
- Elizabethtown
 - Kenyon
 - Rochester Inst.
 - UC San Diego
 - Bethany (W.V.)
 - Colby
 - Cortland St.
 - Ohio Wesleyan
 - Kean
 - Wheaton (Ill.)
 - Babson
 - Methodist
 - Macalester
 - Scranton
 - Va. Wesleyan
- 1991**
- Ohio Wesleyan
 - Rowan
 - Muhlenberg
 - Methodist
 - Fontbonne
 - Ithaca
 - Wesleyan (Conn.)
 - UC San Diego
 - TCNJ
 - Elizabethtown
 - Cortland St.
 - Kenyon
 - Bethany (W.V.)
 - Kean
 - Washington-St. Louis
 - Western Conn. St.
 - Cal Lutheran
 - Messiah
 - Va. Wesleyan
 - Wheaton (Ill.)
- 1992**
- Hobart
 - Methodist
 - Elizabethtown
 - Rowan
 - Babson
 - Kenyon
 - Colorado Col.
 - Washington-St. Louis
 - Va. Wesleyan
 - Ohio Wesleyan
 - Messiah
 - Plattsburgh St.
 - Kean
 - Williams
 - Claremont-M-S
 - Fontbonne
 - Muhlenberg
 - Bethany (W.V.)
 - WPI
 - Montclair St.
 - Cortland St.
 - Cal Lutheran
 - Wooster
 - TCNJ
 - MacMurray
 - Rensselaer
- 1993**
- Kenyon
 - Williams
 - Elizabethtown
 - Cortland St.
 - UC San Diego
 - Rowan
 - Ohio Wesleyan
 - Mary Washington
 - Wheaton (Ill.)
 - Gettysburg
 - Salem St.
 - Plattsburgh St.
 - Methodist
 - TCNJ
 - Colorado Col.
 - Washington-St. Louis
 - DePauw
 - Amherst
 - Roanoke
 - Kean
 - Messiah
 - Clarkson
 - Claremont-M-S
 - Wis.-Oshkosh
 - Scranton
- 1994**
- Ohio Wesleyan
 - Williams
 - Muhlenberg
 - TCNJ
 - Wis.-Oshkosh
 - Greensboro
 - Rochester Inst.
 - Claremont-M-S
 - Rowan
 - Elizabethtown
 - Va. Wesleyan
 - Kenyon
 - Plattsburgh St.
 - Middlebury
 - Washington-St. Louis
 - Gust. Adolphus
 - Methodist
 - Western Conn. St.
 - Kean
 - Hope
 - UC San Diego
 - Albany (N.Y.)
 - Wheaton (Ill.)
 - Johns Hopkins
 - Tufts
- 1995**
- Methodist
 - Williams
 - Messiah
 - Rowan
 - Hope
 - Chapman
 - Ithaca
 - Va. Wesleyan
 - Washington-St. Louis
 - Muhlenberg
 - TCNJ
 - Ohio Wesleyan
 - UC San Diego
 - Middlebury
 - Wheaton (Ill.)
 - Elizabethtown
 - St. Lawrence
 - Fredonia St.
 - Kenyon
 - Greensboro
 - Richard Stockton
 - Colorado Col.
 - Gettysburg
 - Hiram
 - Wis.-Oshkosh
- 1996**
- TCNJ
 - Kenyon
 - Ithaca
 - Williams
 - Chicago
 - Bethany (W.V.)
 - Greensboro
 - Luther
 - Richard Stockton
 - Elizabethtown
 - Trinity (Tex.)
 - Wheaton (Ill.)
 - Middlebury
 - Wilmington (Ohio)
 - St. Lawrence
 - Mary Washington
 - Concordia-M'head
 - Salem St.
 - Hope
 - UC San Diego
 - Rowan
 - Fredonia St.
 - Wheaton (Ill.)
 - Muhlenberg
 - Johns Hopkins
- 1997**
- Wheaton (Ill.)
 - TCNJ
 - Mary Washington
 - Amherst
 - Gettysburg
 - Ithaca
- 1998**
- Ohio Wesleyan
 - Greensboro
 - Williams
 - Rowan
 - Trinity (Tex.)
 - St. Lawrence
 - Johns Hopkins
 - Macalester
 - Wheaton (Ill.)
 - Messiah
 - Plymouth St.
 - Richard Stockton
 - Clarkson
 - Pacific (Ore.)
 - Otterbein
 - East. Mennonite
 - St. Olaf
 - Gettysburg
 - Middlebury
 - Montclair St.
 - Bethany (W.V.)
 - Emory
 - Kean
 - Va. Wesleyan
 - Rhodes
- 1999**
- St. Lawrence
 - Williams
 - Wheaton (Ill.)
 - Rowan
 - Otterbein
 - Elizabethtown
 - Greensboro
 - Gettysburg
 - Ithaca
 - Wis.-Oshkosh
 - Amherst
 - Richard Stockton
 - Chris. Newport
 - Wilmington (Ohio)
 - Middlebury
 - Macalester
 - St. Olaf
 - Messiah
 - Salisbury
 - Trinity (Tex.)
 - Trinity (Tex.)
 - Plattsburgh St.
 - Ohio Wesleyan
 - Mary Washington
 - Trinity (Conn.)
 - Alma
- 2000**
- Ohio Wesleyan
 - Trinity (Tex.)
 - St. Lawrence
 - Linfield
 - Williams
 - Rowan
 - Messiah
 - Wash. & Lee
 - Wis.-Oshkosh
 - Gust. Adolphus
 - Wheaton (Mass.)
 - Greensboro
 - Johns Hopkins
- 2001**
- Messiah
 - St. Lawrence
 - Williams
 - Richard Stockton
 - Greensboro
 - Neb. Wesleyan
 - Kalamazoo
 - Wis.-Oshkosh
 - Wheaton (Mass.)
 - Kean
 - Roanoke
 - UC Santa Cruz
 - Arcadia
 - Chicago
 - Otterbein
 - Hamilton
 - Rowan
 - John Carroll
 - Keene St.
 - Trinity (Tex.)
 - Drew
 - Claremont-M-S
 - Plattsburgh St.
 - Mary Washington
 - New Jersey City
- 2002**
- Messiah
 - Otterbein
 - Trinity (Tex.)
 - St. Lawrence
 - Drew
 - Wheaton (Ill.)
 - Arcadia
 - Macalester
 - Redlands
 - Williams
 - Greensboro
 - Ohio Wesleyan
 - Richard Stockton
 - Roanoke
 - Carnegie Mellon
 - Amherst
 - Rowan
 - Wis.-Whitewater
 - Salisbury
 - Puget Sound
 - Richard Marine
 - Wis.-Oshkosh
 - Hope
 - Bowdoin
 - Cortland St.
 - Keene St.
- 2003**
- Trinity (Tex.)
 - Drew
 - Wis.-Oshkosh
 - Wheaton (Mass.)
 - UC Santa Cruz
 - Dominican (Ill.)
 - Salisbury
 - MIT
 - St. Lawrence
 - Williams
 - Redlands
 - Stevens Institute
 - Messiah
 - John Carroll
 - Carnegie Mellon
 - Piedmont
 - Bowdoin
 - Gust. Adolphus
 - Wheaton (Ill.)
 - Emory
 - Va. Wesleyan
- 2004**
- Messiah
 - UC Santa Cruz
 - Salisbury
 - Geneseo St.
 - Williams
 - Gust. Adolphus
 - Stevens Institute
 - Trinity (Tex.)
 - Wartburg
 - Richard Stockton
 - Johns Hopkins
 - St. Lawrence
 - Wilmington (Ohio)
 - St. Norbert
 - Wheaton (Mass.)
 - Calvin
 - Arcadia
 - Keene St.
 - Allegheny
 - N.C. Wesleyan
 - Whitworth
 - Elizabethtown
 - Wheaton (Ill.)
 - Babson
 - Carnegie Mellon
- 2005**
- Messiah
 - Gust. Adolphus
 - Whitworth
 - Plattsburgh St.
 - Trinity (Tex.)
 - Williams
 - Ohio Wesleyan
 - Rochester
 - TCNJ
 - York (Pa.)
 - New Jersey City
 - Western New Eng.
 - Stevens Institute
 - Salisbury
 - Fredonia St.
 - Calvin
 - Eastern
 - Wartburg
 - UC Santa Cruz
 - Chicago
 - Maryville (Tenn.)
 - Wheaton (Ill.)
 - Emory
 - St. Lawrence
 - Hope
- 2006**
- Messiah
 - Wheaton (Ill.)
 - Ohio Wesleyan
 - New York U.
 - York (Pa.)
 - Dominican (Ill.)
 - Johns Hopkins
 - Nazareth
 - Williams
 - Stevens Institute
 - UC Santa Cruz
 - Case Reserve
 - Montclair St.
 - Trinity (Tex.)
 - N.C. Wesleyan
 - Wartburg
 - Redlands
 - Western New Eng.
 - Hobart
 - Ohio Northern
 - Amherst
 - Gust. Adolphus
 - Geneseo St.
 - Wesleyan (Conn.)
 - Va. Wesleyan



Men's Collegiate Records

Individual Records.....	56
Team Records	60



Individual Records

Individual collegiate records are determined by comparing the best records in all three divisions (I, II, and III) in comparable categories. Official men's soccer records are based on information submitted to the NCAA statistics service by institutions participating in the statistics rankings. Career records of players include only those years in which they competed for an NCAA member institution.

Game

POINTS

No.	Div.	Player, Team vs. Opponent	Date
25	II	Se Eun Park, Columbia Union vs. Washington Bible	Sept. 13, 2005
23	III	John Drummond, Piedmont vs. Fisk	Oct. 10, 2004
20	III	Marc Tirikian, Kalamazoo vs. Olivet	Sept. 28, 1985
20	III	John Drummond, Piedmont vs. Fisk	Oct. 17, 2004
18	I	Marty Ryczek, Stetson vs. Southeastern Bible	Sept. 19, 1974
18	III	Mike Hobin, Loras vs. Clarke	1989
18	III	Mark Phillips, Kenyon vs. Case Reserve	1994
17	I	Manuel Hernandez, San Jose St. vs. UC Santa Cruz	1969
17	I	Edward Kositzki, Northern Ill. vs. Valparaiso	Oct. 9, 1971
17	I	Paul Wright, Central Conn. St. vs. Md.-East. Shore	1995
16	I	Edward Kositzki, Northern Ill. vs. Ball St.	Oct. 23, 1971
16	I	Nnamdi Nwokocha, Clemson vs. Belmont Abbey	Sept. 9, 1979
16	I	Juan Bernal, South Ala. vs. Birmingham So.	1981
16	I	Michael King, Fairleigh Dickinson vs. Monmouth	1982
16	III	Jim Jianette, Wis.-Platteville vs. Knox	Sept. 24, 1983
16	III	Charlie Keskinidis, Mass.-Boston vs. Suffolk	1989
16	III	Zach Atkinson, Oglethorpe vs. Fisk	Sept. 30, 2004

GOALS

No.	Div.	Player, Team vs. Opponent	Date
12	II	Se Eun Park, Columbia Union vs. Washington Bible	Sept. 13, 2005
10	III	Marc Tirikian, Kalamazoo vs. Olivet	Sept. 28, 1985
9	III	Mike Hobin, Loras vs. Clarke	1989
9	III	Mark Phillips, Kenyon vs. Case Reserve	1994
8	I	Marty Ryczek, Stetson vs. Southeastern Bible	Sept. 19, 1974
8	I	Juan Bernal, South Ala. vs. Birmingham So.	1981
8	III	Jim Jianette, Wis.-Platteville vs. Knox	Sept. 24, 1983
8	I	Paul Wright, Central Conn. St. vs. Md.-East. Shore	1995

ASSISTS

No.	Div.	Player, Team vs. Opponent	Date
11	III	John Drummond, Piedmont vs. Fisk	Oct. 10, 2004
8	III	Marcos Gonzalez, Ozarks (Ark.) vs. Rhema Bible	Sept. 4, 2001
7	I	Mike Granelli, St. Peter's vs. New York U.	Oct. 17, 1985
7	III	Brian Flaherty, Loras vs. Clarke	1989
7	III	Danny Almond, Emory & Henry vs. Johnson Bible	Sept. 18, 2001
6	I	Mark Abele, Santa Clara vs. Sacramento St.	Oct. 29, 1980
6	III	Tom Strutt, Buffalo St. vs. Daemen	1980
6	II	Mark Kremen, Longwood vs. Newport News App.	Sept. 4, 1986
6	II	Martin Cocker, Montevallo vs. Spring Hill	Sept. 21, 1997
6	I	Vinicios Parga, Concordia (N.Y.) vs. St. Thomas Aquinas	Oct. 21, 2000
6	III	Danny Almond, Emory & Henry vs. Fisk	Sept. 1, 2001
6	II	Wesley Gayle, East Stroudsburg vs. Bloomfield	Sept. 3, 2003
6	III	John Drummond, Piedmont vs. Fisk	Oct. 17, 2004
6	III	Chris Rosenthal, New Jersey City vs. York (N.Y.)	Oct. 17, 2005

SAVES

No.	Div.	Player, Team vs. Opponent	Date
44	I	John Santos, Fairleigh Dickinson vs. New York U.	1959
42	III	Steve Runyon, Southern Vt. vs. Western New Eng.	Sept. 25, 2004
39	II	Alan Buser, Rowan vs. TCNJ	Oct. 14, 1970
37	I	Tom Boehm, Western Mich. vs. Evansville	Sept. 21, 1977
36	III	Mark Sullivan, Muhlenberg vs. Dickinson	Oct. 11, 1979
35	I	Dale Hetherington, Western Mich. vs. Spring Arbor	Oct. 11, 1975
35	III	Albert Stroble, Marywood vs. King's (Pa.)	Sept. 29, 1998
35	III	Jason Berkowitz, Gwynedd-Mercy vs. Rutgers-Camden	Oct. 7, 2000
34	I	Mike Rado, Wright St. vs. Oberlin	Oct. 18, 1969
34	I	Alan Weinberger, Boston U. vs. Babson	Sept. 30, 1972
34	I	Bucky Moser, East Caro. vs. North Carolina	1974
34	II	Mike Bruno, Franklin Pierce vs. King's (Pa.)	1990
33	I	Howie Levin, Bucknell vs. Lycoming	Nov. 11, 1967
33	II	Tim Calkins, Merrimack vs. Assumption	Oct. 31, 1975
33	II	Tom Bennett, Merrimack vs. Boston College	Sept. 5, 1986
33	II	Joe Hamric, Newberry vs. Presbyterian	Oct. 9, 1996
33	III	Derrick Lyngholm, Bethel (Minn.) vs. Wheaton (Ill.)	Nov. 7, 1998

Season

POINTS PER GAME

Player, Team (Div.)	Year	Games	Points	Avg.
Thompson Usiyan, Appalachian St. (I)	1980	17	108	6.35
Thompson Usiyan, Appalachian St. (I)	1978	13	78	6.00
Edward Kositzki, Northern Ill. (I)	1971	11	63	5.73
Mario Ribera, Tex.-Pan American (I)	1992	12	68	5.67
Pete Milich, Akron (I)	1961	14	75	5.36
Jim Jianette, Wis.-Platteville (III)	1983	18	96	5.33
Richard Sharpe, Florida Tech (II)	1992	21	112	5.33
Herb Schmidt, Rutgers (I)	1960	13	66	5.08
John Ploeger, Capital (III)	1979	14	71	5.07
Carl Gentile, St. Louis (I)	1963	14	70	5.00
Dov Markus, Long Island (I)	1965	14	70	5.00
Herb Schmidt, Rutgers (I)	1961	14	68	4.86
Richard Sharpe, Florida Tech (II)	1993	19	90	4.74
Carl Gentile, St. Louis (I)	1964	13	61	4.69
Walter Chyzowych, Temple (I)	1959	11	50	4.55
Jim Thames, Air Force (I)	1965	11	50	4.55
Niagara (I)	1970	14	63	4.50
Henry Abadi, Clemson (I)	1973	16	71	4.44
Hernan Borja, NJIT (III)	1980	14	62	4.43
Richard Sharpe, Florida Tech (II)	1991	22	97	4.41

POINTS

Player, Team (Div.)	Year	Games	Points
Richard Sharpe, Florida Tech (II)	1992	21	112
Thompson Usiyan, Appalachian St. (I)	1980	17	108
Chris Payne, Florida Tech (II)	1990	23	100
Richard Sharpe, Florida Tech (II)	1991	22	97
Jim Jianette, Wis.-Platteville (III)	1983	18	96
Ryan Mangano, Medaille (III)	2006	22	92
Richard Sharpe, Florida Tech (II)	1993	19	90
David Hayes, Wingate (II)	1997	21	89
John Drummond, Piedmont (III)	2004	26	88
Per Ole Tenden, Charleston (W.V.) (II)	1999	22	87
Joel Bailey, Wheeling Jesuit (II)	2000	21	86
Patrick McGinnis, Colorado Col. (III)	2004	20	86
Joey Barone, Calvin (III)	1991	22	85
Derek Mosely, Phila. Biblical (III)	2006	24	81
George Moysidis, Florida Int'l (II)	1980	17	80
Ted Rafalovich, Stanford (I)	1978	22	79
Mark Erwin, Wake Forest (I)	1983	21	79
Stilian Shishkov, Lander (II)	1994	20	79
Thompson Usiyan, Appalachian St. (I)	1978	13	78
Daniel Dos Santos, Sacred Heart (II)	1990	18	77
Sam Koladuk, St. Leo (II)	1993	18	77
Jim Jianette, Wis.-Platteville (III)	1984	19	77

GOALS PER GAME

Player, Team (Div.)	Year	Games	Goals	Avg.
Thompson Usiyan, Appalachian St. (I)	1980	17	46	2.71
Thompson Usiyan, Appalachian St. (I)	1978	13	34	2.62
Herb Schmidt, Rutgers (I)	1960	13	33	2.54
Dov Markus, Long Island (I)	1965	14	35	2.50
Edward Kositzki, Northern Ill. (I)	1971	11	27	2.45
Herb Schmidt, Rutgers (I)	1961	14	34	2.43
Mario Ribera, Tex.-Pan American (I)	1992	12	29	2.42
Richard Sharpe, Florida Tech (II)	1992	21	49	2.33
Jim Jianette, Wis.-Platteville (III)	1983	18	41	2.28
Walter Chyzowych, Temple (I)	1959	11	25	2.27
Pete Milich, Akron (I)	1961	14	31	2.21
Carl Gentile, St. Louis (I)	1963	14	30	2.14
John Ploeger, Capital (III)	1979	14	30	2.14
Pete Milich, Akron (I)	1962	10	21	2.10
Al Korbus, San Jose St. (I)	1963	12	25	2.08
Jose Almeyda, Wright St. (I)	1972	12	25	2.08
Carl Gentile, St. Louis (I)	1964	13	27	2.08
Richard Sharpe, Florida Tech (II)	1993	19	39	2.05
George Endler, St. Louis (I)	1959	12	24	2.00
Henry Abadi, Clemson (I)	1972	16	32	2.00

GOALS

Player, Team (Div.)	Year	Games	Goals
Richard Sharpe, Florida Tech (II)	1992	21	49
Thompson Usiyan, Appalachian St. (I)	1980	17	46
Richard Sharpe, Florida Tech (II)	1991	22	42
Jim Jianette, Wis.-Platteville (III)	1983	18	41

Player, Team (Div.)	Year	Games	Goals
Richard Sharpe, Florida Tech (II)	1993	19	39
Patrick McGinnis, Colorado Col. (III)	2004	20	39
David Hayes, Wingate (II)	1997	21	37
Mark Erwin, Wake Forest (I)	1983	21	36
Joel Bailey, Wheeling Jesuit (II)	2000	21	36
Dov Markus, Long Island (I)	1965	14	35
Herb Schmidt, Rutgers (I)	1961	14	34
Thompson Usiyan, Appalachian St. (I)	1978	13	34
David Doyle, Campbell (I)	1986	20	34
Joey Barone, Calvin (III)	1991	22	34
Sam Koleduk, St. Leo (II)	1993	18	34
Per Ole Tenden, Charleston (W.V.) (II)	1999	22	34
Ryan Mangano, Medaille (III)	2006	22	34
Herb Schmidt, Rutgers (I)	1960	13	33
David Hague, Grand Canyon (II)	2006	19	33

ASSISTS PER GAME

Player, Team (Div.)	Year	Games	Assists	Avg.
Chris Payne, Florida Tech (II)	1990	23	46	2.00
Joe Casucci, Niagara (I)	1970	14	23	1.64
Peter Sesay, North Fla. (II)	1996	17	23	1.35
Ben Ferry, George Washington (I)	1997	18	24	1.33
Patrick White, Wis.-Parksid (II)	1993	18	23	1.28
Milhaud Pierre, NJIT (II)	1997	18	23	1.28
Andy McMahon, Stonehill (II)	1991	17	21	1.24
Fabio Miranda, CCNY (III)	1993	17	21	1.24
Chris Dunn, North Fla. (II)	1994	17	21	1.24
Pat McBride, St. Louis (I)	1963	14	17	1.21
Todd Braun, Indianapolis (II)	1993	14	17	1.21
Pat Gross, Campbell (I)	1993	19	23	1.21
Marcos Gonzalez, Ozarks (Ark.) (III)	2001	22	26	1.18
Ben Ferry, George Washington (I)	1996	17	20	1.18
John Drummond, Piedmont (III)	2004	26	30	1.15
Timmy Kyrkostas, Norwich (III)	2001	22	25	1.14
Carmelo Rago, Eastern Ill. (I)	1969	15	17	1.13
Ken Potts, St. John's (Minn.) (III)	1974	16	18	1.13
Ward Trowman, Ashland (II)	2000	16	18	1.13
Jeff Valentini, Augustana (III.) (III)	1996	18	20	1.11
Chris Ogu, North Carolina St. (I)	1982	19	21	1.11
Mike Domin, Carthage (III)	1996	19	21	1.11
Milton Medeiros, Plymouth St. (III)	1997	19	21	1.11

ASSISTS

Player, Team (Div.)	Year	Games	Assists
Chris Payne, Florida Tech (II)	1990	23	46
John Drummond, Piedmont (III)	2004	26	30
Marcos Gonzalez, Ozarks (Ark.) (III)	2001	22	26
Timmy Kyrkostas, Norwich (III)	2001	22	25
Ben Ferry, George Washington (I)	1997	18	24
Ryan Mangano, Medaille (III)	2006	22	24
Joe Casucci, Niagara (I)	1970	14	23
Ted Rafalovich, Stanford (I)	1978	22	23
Patrick White, Wis.-Parksid (II)	1993	18	23
Pat Gross, Campbell (I)	1993	19	23
Pedro Rodriguez, MacMurray (III)	1993	21	23
Troy Edwards, Wheaton (III.) (III)	1993	22	23
Peter Sesay, North Fla. (II)	1996	17	23
Milhaud Pierre, NJIT (II)	1997	18	23
Derek Moseley, Phila. Biblical (III)	2006	24	23
Igor Beyder, Cal St. L.A. (II)	1982	21	22
Dan McHugh, Evansville (I)	1985	23	22
Dante Washington, Radford (I)	1988	24	22
Tommy Walthall, Mary Washington (III)	1991	21	22
Eddie Enders, Florida Tech (II)	1992	21	22
Hilmar Bjornsson, UNC Greensboro (I)	1992	22	22
Itai Mor, Southern Conn. St. (II)	1996	21	22
Rick Fleming, Merrimack (II)	1996	23	22
Adam Denton, Wingate (II)	1997	21	22
Jon Schoenherr, Cal St. Bakersfield (II)	1997	24	22
Henrik Ronnevig, Southern Conn. St. (II)	1998	24	22
John Cunliffe, Fort Lewis (II)	2005	23	22

SAVES PER GAME

Player, Team (Div.)	Year	Games	Saves	Avg.
John Santos, Fairleigh Dickinson (I)	1959	10	218	21.80
Chris Adamkiewicz, Rowan (III)	1976	14	303	21.64
Bill Lebov, Bucknell (I)	1964	12	228	19.00
Albert Stroble, Marywood (III)	1998	15	285	19.00
Skip Haile, Manhattanville (III)	1985	15	279	18.60
Matt Arnts, Daniel Webster (III)	2000	17	308	18.12
German Rojas, John Jay (III)	2001	12	195	16.25
Jim Mueller, New Hampshire (I)	1970	10	162	16.20

Player, Team (Div.)	Year	Games	Saves	Avg.
Luke Windy, William Penn (III)	1999	16	255	15.94
Luke Windy, William Penn (III)	1996	14	222	15.86
Dave Malefsky, New Jersey City (III)	1976	11	174	15.82
Dale Hetherington, Western Mich. (I)	1975	12	187	15.58
David Biddinger, Lake Erie (III)	2000	20	308	15.40
Ty Miller, Capital (III)	1995	17	256	15.06
Gary Kovacs, Bowling Green (I)	1968	10	149	14.90
Mark Bennett, Wash. & Lee (III)	1976	13	192	14.77
Pete Mannos, Northern Ill. (I)	1974	10	147	14.70
Ruddley Emerson, Cazenovia (III)	2001	18	264	14.67
Tim Wolters, Hilbert (III)	1998	13	188	14.46
Brad Cordrey, Salisbury (III)	1975	14	200	14.29

SAVES

Player, Team (Div.)	Year	Games	Saves
Matt Arnts, Daniel Webster (III)	2000	17	308
David Biddinger, Lake Erie (III)	2000	20	308
Chris Adamkiewicz, Rowan (III)	1976	14	303
Albert Stroble, Marywood (III)	1998	15	285
Skip Haile, Manhattanville (III)	1985	15	279
Ruddley Emerson, Cazenovia (III)	2001	18	264
Ty Miller, Capital (III)	1995	17	256
Luke Windy, William Penn (III)	1999	16	255
Casey Snyder, Neumann (III)	2001	20	253
Mike Lathrop, Cazenovia (III)	1999	17	241
Steve Neder, Wis.-Platteville (III)	1980	17	238
Jay Magid, Albright (III)	2001	18	237
Adam Gawronski, Anna Maria (III)	1998	18	235
Chris Doerr, Albright (III)	1993	17	234
Jon Jenkins, Salem Int'l (II)	2000	19	234
Matt Mason, St. Joseph's (L.I.) (III)	2003	20	234
Matt Mason, St. Joseph's (L.I.) (III)	2000	20	233
Ray Migas, DePaul (I)	1987	18	230
Phil Schneider, Defiance (III)	1999	18	230
Kurt Reckamp, Wartburg (III)	1996	19	229
Cris Cornell, Caltech (III)	2000	19	229

SAVE PERCENTAGE

Player, Team (Div.)	Year	Games	Saves	GA	Pct.
Joe Zimka, Northern Ill. (I)	2006	15	64	3	.955
Pascaul Venter, Augsburg (III)	2006	18	99	6	.943
Kevin Deegan, Roger Williams (III)	2005	23	95	6	.941
Billy Chiles, Towson (I)	2006	13	58	4	.935
Konrad Karasek, Case Reserve (III)	2006	14	51	4	.927
Andrew Wu, McDaniel (III)	2005	19	87	7	.926
Brian Lawson, Puget Sound (III)	2005	16	62	5	.925
Thomas Anderson, Concordia (Wis.) (III)	2006	19	59	5	.922
Tyler Garry, Gust. Adolphus (III)	2006	21	81	7	.920
Eric Ferguson, Ithaca (II)	2005	16	44	4	.917
Tyler Baldock, Carson-Newman (II)	2005	21	107	10	.915
Jamison Dague, Ohio Wesleyan (III)	2006	22	72	7	.911
Marc Frank, Transylvania (III)	2005	18	60	6	.909

Must have played in 50% of team's minutes.

GOALS-AGAINST AVERAGE

(Min. 1,200 Minutes and at least 50 percent of team's minutes)

Player, Team (Div.)	Year	GA	Min.	GAA
Dan Welch, Macalester (III)	1997	3	1,749	0.154
Andy Moulton, Gust. Adolphus (III)	2004	3	1,544	0.175
Andy Moulton, Gust. Adolphus (III)	2003	3	1,318	0.205
Joe Zimka, Northern Ill. (I)	2006	3	1,304	0.207
Dustin Crooker, St. Lawrence (III)	2000	3	1,197	0.226
Jared Wheeler, UC Santa Cruz (III)	2006	5	1,932	0.233
Mathias Luhr, Lewis (II)	1996	4	1,482	0.243
Gary Kane Jr., Johns Hopkins (III)	2004	5	1,810	0.249
Peter Boyer, Drew (III)	2003	6	2,099	0.257
John Putna, Indiana (I)	1978	6	2,075	0.260
Pete Simonini, Plymouth St. (III)	1978	5	1,710	0.263
Trey Harrington, Evansville (I)	1990	7	2,389	0.264
Harrison Jacobs, Ohio Wesleyan (III)	1994	4	1,338	0.269
Thom Peer, Wis.-Parksid (II)	2000	6	2,001	0.270
Kevin Deegan, Roger Williams (III)	2005	6	1,967	0.275
Rob Blanck, Williams (III)	1988	5	1,602	0.281
Chris Sagar, Wis.-Parksid (II)	1993	5	1,575	0.286
Chris Esnes, Rowan (III)	1999	6	1,848	0.292
Dustin Shambach, Messiah (III)	2004	7	2,137	0.295
Chris Balducci, Plattsburgh St. (III)	1992	5	1,512	0.298

Career

POINTS PER GAME

(Min. 100 Points)

Player, Team (Div.)	Years	Games	Points	Avg.
Thompson Usiyan, Appalachian St. (I)	1977-80	49	255	5.20
Herb Schmidt, Rutgers (I)	1959-61	39	180	4.62
Jim Jianette, Wis.-Platteville (III)	1982-84	55	247	4.49
Richard Sharpe, Florida Tech (II)	1990-93	72	321	4.46
Pete Milich, Akron (I)	1960-63	48	204	4.25
Tony Crescitelli, Mass. Liberal Arts (III)	1975-78	62	@258	4.16
Nick Papadakis, Hartwick (I)	1963-66	43	170	3.95
Carl Gentile, St. Louis (I)	1963-65	41	160	3.90
George Moysidis, Florida Int'l (II)	1979-80	32	117	3.66
Benito Artinano, North Carolina St. (I)	1961, 63-64	34	121	3.56
Manuel Hernandez, San Jose St. (I)	1968-69, 71	47	165	3.51
Stilian Shishkov, Lander (II)	1993-95	61	213	3.49
Gerry Balassi, St. Louis (I)	1960-62	43	143	3.33
Hayden Knight, Marquette (I)	1976-79	44	146	3.32
Jim Mailey, Bloomsburg (II)	1976-79	48	157	3.27
Dov Marcus, Long Island (I)	1965-67	48	156	3.25
Ryan Mangano, Medaille (III)	2005-06	44	142	3.23
John Drummond, Piedmont (III)	2003-04	45	145	3.22
Steve Spirk, Wilmington (Ohio) (III)	1977-79	49	156	3.18
Pat McBride, St. Louis (I)	1963-65	41	130	3.17
David Niederholtmeyer, Dominican (III.) (III)	2003-05	44	139	3.16
Joe Casucci, Niagara (I)	1969-72	48	150	3.13
Martin Vasquez, Cal St. L.A. (II)	1981-83	55	169	3.07
Dale Russell, Philadelphia U. (I)	1973-76	66	198	3.00
Bojan Vuckovic, Franklin Pierce (II)	1991-94	83	246	2.96
Rune Thuestad, West Va. Wesleyan (II)	1996-99	78	231	2.96

@Assist totals only available for 1975.

POINTS

Player, Team (Div.)	Years	Games	Points
Richard Sharpe, Florida Tech (II)	1990-93	72	321
Tony Crescitelli, Mass. Liberal Arts (III)	1975-78	62	@258
Thompson Usiyan, Appalachian St. (I)	1977-80	49	255
Jim Jianette, Wis.-Platteville (III)	1982-84	55	247
Bojan Vuckovic, Franklin Pierce (II)	1991-94	83	246
Rune Thuestad, West Va. Wesleyan (II)	1996-99	78	231
Dante Washington, Radford (I)	1988-92	88	230
Steve Clark, Plymouth St. (III)	1980-83	78	223
Stilian Shishkov, Lander (II)	1993-95	61	213
Joel Bailey, Wheeling Jesuit (II)	1999-02	78	212
John Cunliffe, Fort Lewis (II)	2003-06	86	212
Eric Brown, Wheaton (III.) (II)	1996-99	90	210
Eddie Enders, Florida Tech (II)	1990-93	86	208
Michael King, Fairleigh Dickinson (I)	1982-85	91	206
Pete Milich, Akron (I)	1960-63	48	204
Arron Lujan, Colorado Col. (III)	1991-94	84	200
Tim Trava, St. Joseph's (L.I.) (III)	2000-03	71	199
Dale Russell, Philadelphia U. (I)	1973-76	66	198
Joey Barone, Calvin (III)	1988-91	77	198
Ken Snow, Indiana (I)	1987-90	87	196
Glenn Judge, Eastern Conn. St. (III)	1984-87	73	195
Alex Blake, Williams (III)	1999-02	73	195
Ole Mikkelsen, UCLA (I)	1977-80	100	194
Paul Hopkins, Tusculum (II)	2001-04	76	194
Shoa Agonafer, UCLA (I)	1969-72	70	192

GOALS PER GAME

(Min. 45 Goals)

Player, Team (Div.)	Years	Games	Goals	Avg.
Herb Schmidt, Rutgers (I)	1959-61	39	90	2.31
Thompson Usiyan, Appalachian St. (I)	1977-80	49	109	2.22
Tony Crescitelli, Mass. Liberal Arts (III)	1975-78	62	123	1.98
Jim Jianette, Wis.-Platteville (III)	1982-84	55	105	1.91
Richard Sharpe, Florida Tech (II)	1990-93	72	137	1.90
Pete Milich, Akron (I)	1960-63	48	85	1.77
Nick Papadakis, Hartwick (I)	1963-66	43	76	1.77
Benito Artinano, North Carolina St. (I)	1961, 63-64	34	57	1.68
Carl Gentile, St. Louis (I)	1963-65	41	67	1.63
Dov Marcus, Long Island (I)	1965-67	48	78	1.63
Ray Klivecka, Long Island (I)	1961-63	35	55	1.57
Stilian Shishkov, Lander (II)	1993-95	61	93	1.52
Charlie Duccilli, Temple (I)	1965-67	44	66	1.50
Guy Busch, Michigan St. (I)	1965-67	36	54	1.50
George Moysidis, Florida Int'l (II)	1979-80	32	48	1.50
Chris Ohiri, Harvard (I)	1961-63	32	47	1.47
Manuel Hernandez, San Jose St. (I)	1968-69,71	47	68	1.45

Player, Team (Div.)	Years	Games	Goals	Avg.
Fabio Miranda, CCNY (III)	1993-95	54	76	1.41
Tony Keyes, Michigan St. (I)	1966-68	41	56	1.37
Dan Browdie, Lawrence (III)	1982-85	42	57	1.36
Jim Mailey, Bloomsburg (II)	1976-79	48	63	1.31
Steve Spirk, Wilmington (Ohio) (III)	1977-79	49	63	1.29
Heikki Ritvanen, UCF (I)	1996-99	69	88	1.28
John Ioannu, Montclair St. (III)	1982-84	46	58	1.26
Rune Thuestad, West Va. Wesleyan (II)	1996-99	78	98	1.26

GOALS

Player, Team (Div.)	Years	Games	Goals
Richard Sharpe, Florida Tech (II)	1990-93	72	137
Tony Crescitelli, Mass. Liberal Arts (III)	1975-78	62	123
Thompson Usiyan, Appalachian St. (I)	1977-80	49	109
Jim Jianette, Wis.-Platteville (III)	1982-84	55	105
Bojan Vuckovic, Franklin Pierce (II)	1991-94	83	99
Rune Thuestad, West Va. Wesleyan (II)	1996-99	78	98
Steve Clark, Plymouth St. (III)	1980-83	78	96
Joel Bailey, Wheeling Jesuit (II)	1999-02	78	95
Stilian Shishkov, Lander (II)	1993-95	61	93
Herb Schmidt, Rutgers (I)	1959-61	39	90
Heikki Ritvanen, UCF (I)	1996-99	69	88
Tim Trava, St. Joseph's (L.I.) (III)	2000-03	71	88
Michael King, Fairleigh Dickinson (I)	1982-85	91	87
Eric Brown, Wheaton (III.) (III)	1996-99	90	86
Pete Milich, Akron (I)	1960-63	48	85
Ken Snow, Indiana (I)	1987-90	87	84
Ole Mikkelsen, UCLA (I)	1977-80	100	82
Glenn Judge, Eastern Conn. St. (III)	1984-87	73	82
Dante Washington, Radford (I)	1988-92	88	82
Scott Deopere, Wis.-Oshkosh (III)	1997-00	76	82
Paul Hopkins, Tusculum (II)	2001-04	76	82
Dale Russell, Philadelphia U. (I)	1973-76	66	81
Pete Notaro, Loyola (Md.) (II)	1975-78	69	81
Alex Blake, Williams (III)	1999-02	73	81
Glen Jaskewicz, Cabrini (III)	1989-92	72	80
Trevor Mutch, Claremont-M-S (III)	1998-01	77	80

ASSISTS PER GAME

(Min. 30 Assists)

Player, Team (Div.)	Years	Games	Assists	Avg.
Gary Haizel, Oakland (II)	1984-86	36	42	1.16
Chris Payne, Florida Tech (II)	1987-90	80	87	1.09
Mali Walton, Oakland (II)	1991-94	46	46	1.00
Hayden Knight, Marquette (I)	1976-79	44	42	0.95
Pat McBride, St. Louis (I)	1963-65	41	38	0.93
Joe Casucci, Niagara (I)	1969-72	48	44	0.92
John Drummond, Piedmont (III)	2003-04	45	41	0.91
Ryan Mangano, Medaille (III)	2005-06	44	40	0.91
Gerry Balassi, St. Louis (I)	1960-62	43	39	0.91
Steve Freeman, Florida Tech (II)	1986-89	73	63	0.86
Ali Goncalves, Westfield St. (III)	1974-76	58	50	0.86
Jeff Baicher, Santa Clara (I)	1989-90	43	37	0.86
Steve Montgomery, Goucher (III)	1991-94	55	47	0.85
Memo Arzate, UC Santa Barb. (I)	2002-03	43	36	0.84
Tommy Walthall, Mary Washington (III)	1991-93	61	51	0.84
Henrik Ronnevig, S.C. Upstate (II)	1997-00	84	69	0.82
Aleks Mihalovic, Jacksonville (I)	1975-78	66	54	0.82
Karl Dix, Emory (III)	2003-05	55	45	0.82
Carmelo Rago, Eastern Ill. (I)	1969-71	38	31	0.82
David Niederholtmeyer, Dominican (III.) (III)	2003-05	44	35	0.80
Frank Abel, Akron (I)	1959-62	46	36	0.78
Danny Rebeck, S.C. Upstate (II)	1991-92	40	31	0.78
Matt Boehnen, Wis.-Oshkosh (III)	1998-01	65	50	0.77
Thompson Usiyan, Appalachian St. (I)	1977-80	49	37	0.76

ASSISTS

Player, Team (Div.)	Years	Games	Assists
Chris Payne, Florida Tech (II)	1987-90	80	87
Henrik Ronnevig, S.C. Upstate (II)	1997-00	84	69
Dante Washington, Radford (I)	1988-92	88	66
Steve Freeman, Florida Tech (II)	1986-89	73	63
Ted Rafalovich, Stanford (I)	1978-81	85	62
Arron Lujan, Colorado Col. (III)	1991-94	84	62
John Cunliffe, Fort Lewis (II)	2003-06	86	62
Pedro Rodriguez, MacMurray (III)	1990-93	89	61
Eddie Enders, Florida Tech (II)	1990-93	86	60
Pedro DeBrito, Connecticut (I)	1978-81	100	59
Tomas Boltnar, California (Pa.) (II)	1998-01	82	56
Chris Ogu, North Carolina St. (I)	1980-83	79	55
Liam Lochhead, Franklin Pierce (II)	1991-94	80	55
Rich Fleming, Merrimack (II)	1993-96	86	55
Mike Fisher, Virginia (I)	1993-96	94	55

Player, Team (Div.)	Years	Games	Assists
Assaf Dagai, Southern Conn. St. (II)	1996-99	84	55
Aleks Mihalovic, Jacksonville (I)	1975-78	66	54
Boris Jerkunica, Emory (III)	1983-86	84	53
Chris Goos, UNC Greensboro (I)	1999-02	83	53
Moulton Cato, Southern Ind. (II)	1981-84	73	52
Mark Pawlyshyn, Wis.-Oshkosh (III)	1988-91	72	52
Adam Denton, Wingate (II)	1997-00	77	52
Tommy Walthall, Mary Washington (III)	1991-93	61	51
Wayne Street, Ohio Wesleyan (III)	1991-94	84	51
Patrick White, Wis.-Parksides (II)	1992-95	75	51
Richard Mulrooney, Creighton (I)	1995-98	85	51
Maurizio Rocha, Connecticut (I)	1995-98	85	51

SAVES PER GAME

(Min. 300 Saves)

Player, Team (Div.)	Years	Games	Saves	Avg.
Matt Arnts, Daniel Webster (III)	2000-03	33	456	13.82
Phil Schneider, Defiance (III)	1998-01	62	761	12.27
Adam Gawronski, Anna Maria (III)	1998-01	71	863	12.15
Dale Hetherington, Western Mich. (I)	1973-76	50	604	12.08
Jim Mueller, New Hampshire (I)	1970-73	38	457	12.03
Jeff Bettencourt, Cal Poly Pomona (II)	1990-93	43	511	11.88
Joe Hamric, Newberry (II)	1995-96	35	412	11.77
Walter Donne, Capital (III)	1974-77	36	422	11.72
Luke Windy, William Penn (III)	1996-99	61	714	11.70
Rich Wieand, D'Youville (III)	2003-05	41	469	11.44
David Mara, St. Anselm (II)	1982-86	36	396	11.00
Sean Martineck, Fredonia St. (III)	1992-95	43	473	11.00
Jim Sweeny, Albright (III)	1994-97	64	698	10.91
Eric Nelson, Montclair St. (III)	1981-83	46	496	10.78
Ryan Kuepper, Daniel Webster (III)	1998-00	52	543	10.44
Matt Mason, St. Joseph's (L.I.) (III)	2000-03	83	831	10.01
Taylor Tucker, Longwood (II)	1992-95	53	526	9.92
Ernie Tyler, Southern N.H. (II)	1978-81	44	432	9.82
Gordie Tuttle, New Hampshire (I)	1976-79	52	507	9.75
Jim Kane, St. Bonaventure (I)	1987-90	47	457	9.72
Zanna Laisu, Roger Williams (III)	1980-84	91	867	9.53
Brian Garrahy, Goucher (III)	1991-92	35	328	9.37
Jim Tiffin, Nazareth (III)	1994-97	66	618	9.36
Jon Zaffino, St. Michael's (II)	1990-93	68	635	9.34
Larry Guenther, Penn St.-Behrend (III)	1982-85	52	479	9.21

SAVES

Player, Team (Div.)	Years	Games	Saves
Zanna Laisu, Roger Williams (III)	1980-84	91	867
Adam Gawronski, Anna Maria (III)	1998-01	71	863
Matt Mason, St. Joseph's (L.I.) (III)	2000-03	83	831
Phil Schneider, Defiance (III)	1998-01	62	761
Luke Windy, William Penn (III)	1996-99	61	714
Jim Sweeny, Albright (III)	1994-97	64	698
Jon Zaffino, St. Michael's (II)	1990-93	68	635
Jose Grave dePeralta, Wake Forest (I)	1980-83	77	620
Jim Tiffin, Nazareth (III)	1994-97	66	618
Dale Hetherington, Western Mich. (I)	1973-76	50	604
Matt Brand, Cornell College (III)	1997-00	69	592
Steve Vobbe, Otterbein (III)	1988-91	87	585
Aaron Rhame, Valparaiso (I)	1995-98	71	577
Michael Murphy, Dickinson (III)	1998-01	72	567
Charlie Ingold, UNC Wilmington (I)	1977-80	65	561
Chris Doerr, Albright (III)	1990-93	64	554
Ashley Smith, Newberry (II)	1997-00	78	550
Kurt Reckamp, Wartburg (III)	1995-98	72	544
Ryan Kuepper, Daniel Webster (III)	1998-00	52	543
Jeff Kraft, Temple (I)	1977-80	67	534

Player, Team (Div.)	Years	Games	Saves
Dragan Radovich, St. Francis (N.Y.) (I)	1975-78	58	532
Tom McCormack, St. John's (N.Y.) (I)	1979-82	58	531
Rance Clouse, Principia (III)	1981-84	59	530
Taylor Tucker, Longwood (II)	1992-95	53	526
Steve Crawford, Muskingum (III)	1997-00	66	526

GOALS-AGAINST AVERAGE

(Min. 2,500 Minutes)

Player, Team (Div.)	Years	GA	Min.	GAA
Chris Sagar, Wis.-Parksides (II)	1993-94	9	2,505	0.32
Tony Meola, Virginia (I)	1988-89	11	2,922	0.34
Robert Ross, Connecticut (I)	1975-79	14	3,600	0.35
Peter Simonini, Plymouth St. (III)	1976-79	24	6,120	0.35
Tyler Garry, Gust. Adolphus (III)	2005-06	15	3,582	0.38
Dustin Shambach, Messiah (III)	2003-06	32	7,449	0.39
Bob Willen, Virginia (I)	1984-87	18	4,045	0.40
James Swanner, Clemson (I)	1982-83	18	3,814	0.43
Terry Leiendecker, St. John's (Minn.) (III)	1980-83	28	5,850	0.43
Bo Oshoniyi, Southern Conn. St. (II)	1990-93	40	7,580	0.47
Rick Koczak, Southern Conn. St. (II)	1994-96	32	5,942	0.48
Ante Cop, Southern N.H. (II)	1995-97	16	2,971	0.48
Colin Rogers, Indiana (I)	1998-01	18	3,236	0.50
Brian Siljander, UC San Diego (III)	1987-90	33	5,922	0.50
Steve Morad, Wheaton (III.) (III)	1995-98	26	4,600	0.51
Peter Boyer, Drew (III)	2000-03	33	5,804	0.51
Chris Oswald, Indiana (I)	1980-83	29	5,042	0.52
Marc Frank, Transylvania (III)	2003-06	20	3,483	0.52
Joe Mallia, Old Dominion (I)	1987-90	28	4,808	0.52
Mike Guzaski, Wis.-Parksides (II)	1993-96	28	4,780	0.53
Billy Gatti, Southern Conn. St. (II)	1997-98	21	3,579	0.53
Chris Hagemann, Wheaton (III.) (III)	1984-85	23	3,870	0.53
Chris Balducci, Plattsburgh St. (III)	1990-92	26	4,215	0.56
Mark Schuur, Washington (I)	1979-82	29	4,700	0.56
Thom Peer, Wis.-Parksides (II)	1998-01	34	5,507	0.56

GOALKEEPER MINUTES PLAYED

Player, Team (Div.)	Years	Min.
Steve McCullough, UNC Asheville/Marquette (I)	1991-94	8,306
Adin Brown, William & Mary (I)	1996-99	8,256
Zanna Laisu, Roger Williams (III)	1980-84	8,190
Jim Welch, Marquette (I)	1995-98	8,114
Adam Zapala, Stanford (I)	1997-00	8,111
Scott Coufal, Indiana (I)	1993-96	7,953
Scott Vallow, Bowling Green (I)	1995-98	7,943
Steve Vobbe, Otterbein (III)	1988-91	7,830
Jaro Zawislak, Clemson (I)	1990-93	7,829
Byron Foss, SMU (I)	1998-01	7,787
Kasey Keller, Portland (I)	1988-91	7,765
Jim St. Andre, Vermont (I)	1986-89	7,762
William McNeel, Scranton (III)	1979-82	7,748
Mark Modersohn, Missouri St. (I)	1997-00	7,674
Trey Harrington, Evansville (I)	1989-92	7,669
Anton Nisti, UCLA (I)	1986-89	7,604
Bo Oshoniyi, Southern Conn. St. (II)	1990-93	7,580
Charlie Brightwell, Rhodes (III)	1993-96	7,560
Chris Doyle, Hartford (I)	1998-01	7,559
Dave Arehart, Shenandoah (III)	1985-88	7,557
Ricardo Leite, George Mason (I)	1990-93	7,534
Marcus Hahnemann, Seattle Pacific (II)	1990-93	7,471
Nick Clark, Fort Lewis (II)	2002-05	7,466
Rob Swanson, Simpson (III)	1995-98	7,465
Dustin Shambach, Messiah (III)	2003-06	7,449

Team Collegiate Records

Game

POINTS

No.	Div.	Team vs. Opponent	Date
60	III	Luther vs. Morningside	Sept. 8, 2001
60	III	Piedmont vs. Fisk	Oct. 10, 2004
59	III	Buffalo St. vs. Medaille	Oct. 5, 1999
59	III	Rowan vs. John Jay	Sept. 13, 2000
59	III	Dallas vs. Finlandia	Oct. 27, 2006
57	III	Centre vs. Fisk	Oct. 23, 1993
57	I	Sacramento St. vs. Pacific Union	Sept. 24, 2006
56	III	Elizabethtown vs. Wilkes	Nov. 6, 1976
56	II	Lincoln Memorial vs. West Va. Tech	Sept. 24, 2006
55	I	Indiana vs. Indiana St.	Sept. 25, 1976
54	I	Bowling Green vs. Findlay	Sept. 8, 1982
54	III	Dallas vs. Dallas Christian	Oct. 10, 2006
52	II	Barton vs. Cazenovia	Oct. 10, 1999
52	III	LeTourneau vs. SW'ern of Chr. Min.	Sept. 22, 2004
51	I	Northern Ill. vs. Valparaiso	Oct. 9, 1971
50	I	Wake Forest vs. St. Andrews	Sept. 16, 1983
50	III	Augustana (Ill.) vs. William Penn	Sept. 4, 1996
50	III	Pitt-Greensburg vs. Mount Aloysius	Aug. 31, 2003
50	III	Redlands vs. Caltech	Oct. 25, 2003
50	III	Oglethorpe vs. Fisk	Sept. 30, 2004
49	II	Seattle Pacific vs. Seattle	Oct. 28, 1987
49	I	Central Conn. St. vs. Md.-East Shore	Sept. 23, 1995
49	III	Piedmont vs. Fisk	Oct. 17, 2004
48	I	Cleveland St. vs. Wright St.	Oct. 16, 1974
48	I	Charlotte vs. West Va. Tech	Sept. 16, 1987
48	II	Charleston (W.V.) vs. Ohio Valley	Aug. 31, 1999
48	I	Centenary (La.) vs. Wiley	Oct. 23, 2002
48	III	New Jersey City vs. York (N.Y.)	Oct. 17, 2005

GOALS

No.	Div.	Team vs. Opponent	Date
24	I	Cleveland St. vs. Wright St.	Oct. 16, 1974
23	I	San Francisco vs. St. Mary's (Cal.)	1979
23	III	Buffalo St. vs. Medaille	Oct. 5, 1999
22	III	Dallas vs. Finlandia	Oct. 27, 2006
21	I	Bowling Green vs. Findlay	Sept. 8, 1982
21	III	Centre vs. Fisk	Oct. 23, 1993
21	II	Dist. Columbia vs. Lincoln (Pa.)	Oct. 31, 2001
20	III	Elizabethtown vs. Wilkes	Nov. 6, 1976
20	II	Gannon vs. Point Park	Sept. 26, 1990
20	III	Piedmont vs. Fisk	Oct. 10, 2004
20	I	Sacramento St. vs. Pacific Union	Sept. 24, 2006
19	I	Temple vs. Rutgers-Camden	1963
19	I	Indiana vs. Indiana St.	Sept. 25, 1976
19	III	Buffalo St. vs. Daemen	1980
19	III	LeTourneau vs. SW'ern of Chr. Min.	Sept. 22, 2004
18	II	Mo.-St. Louis vs. Central Methodist	Oct. 9, 1974
18	I	Furman vs. Wofford	Oct. 12, 1974
18	I	Brown vs. Boston U.	1974
18	I	Clemson vs. Flagler	Oct. 31, 1976
18	III	Richard Stockton vs. New Jersey City	Nov. 8, 1980
18	I	Charlotte vs. West Va. Tech	Sept. 16, 1987
18	III	Washington (Md.) vs. Delaware Valley	Oct. 31, 1989
18	III	Eastern vs. Marywood	Sept. 25, 1999
18	III	Rowan vs. John Jay	Sept. 13, 2000
18	III	Oglethorpe vs. Fisk	Sept. 30, 2004
18	II	Lincoln Memorial vs. West Va. Tech	Sept. 24, 2006

ASSISTS

No.	Div.	Team vs. Opponent	Date
26	III	Luther vs. Morningside	Sept. 8, 2001
23	III	Rowan vs. John Jay	Sept. 13, 2000
21	I	Northern Ill. vs. Valparaiso	Oct. 9, 1971
20	III	Piedmont vs. Fisk	Oct. 10, 2004
20	II	Lincoln Memorial vs. West Va. Tech	Sept. 24, 2006
20	III	Dallas vs. Dallas Christian	Oct. 10, 2006
19	II	Seattle Pacific vs. Seattle	Oct. 28, 1987
19	III	Luther vs. Wartburg	Sept. 25, 1999
18	II	Barton vs. Cazenovia	Oct. 10, 1999
18	III	Pitt-Greensburg vs. Mount Aloysius	Aug. 31, 2003
18	III	Redlands vs. Caltech	Oct. 25, 2003
18	III	New Jersey City vs. York (N.Y.)	Oct. 17, 2005
17	III	Allegheny vs. Medgar Evers	Sept. 9, 1988
17	I	Central Conn. St. vs. Md.-East Shore	Sept. 23, 1995
17	III	Dominican (Ill.) vs. Clarke	Sept. 20, 2003

No.	Div.	Team vs. Opponent	Date
17	III	New York U. vs. City Tech	Sept. 16, 2006
17	I	Sacramento St. vs. Pacific Union	Sept. 24, 2006
16	III	Elizabethtown vs. Wilkes	Nov. 6, 1976
16	I	Wake Forest vs. St. Andrews	Sept. 16, 1983
16	III	Augustana (Ill.) vs. William Penn	Sept. 4, 1996
16	I	Detroit vs. Alabama A&M	Nov. 1, 1998
16	II	Charleston (W.V.) vs. Ohio Valley	Aug. 31, 1999
16	I	UAB vs. Belmont	Nov. 5, 1999
15	I	Charlotte vs. UNC Asheville	Sept. 4, 1981
15	II	Fla. Southern vs. Florida Bible	Sept. 12, 1987
15	II	Merrimack vs. Assumption	Oct. 11, 1993
15	III	Centre vs. Fisk	Oct. 23, 1993
15	II	Oakland vs. Siena Heights	Oct. 25, 1995
15	II	St. Leo vs. Palm Beach Atl.	Oct. 19, 1996
15	III	Luther vs. Wartburg	Sept. 25, 1999
15	II	Seattle Pacific vs. Northwest Nazarene	Oct. 14, 2000
15	III	Richard Stockton vs. Hunter	Oct. 22, 2001
15	II	Christian Bros. vs. Freed-Hardeman	Oct. 23, 2001
15	III	McMurry vs. Concordia-Austin	Sept. 17, 2004
15	III	Piedmont vs. Fisk	Oct. 17, 2004
15	III	Dominican (Ill.) vs. Concordia (Ill.)	Sept. 1, 2005
15	III	Dallas vs. Finlandia	Oct. 27, 2006

SAVES

No.	Div.	Team vs. Opponent	Date
44	I	Fairleigh Dickinson vs. New York U.	1959
42	III	Southern Vt. vs. Western New Eng.	Sept. 25, 2004
37	I	Western Mich. vs. Evansville	Sept. 21, 1977
36	III	Muhlenberg vs. Dickinson	Oct. 11, 1979
35	I	Western Mich. vs. Spring Arbor	Oct. 11, 1975
35	III	Marywood vs. King's (Pa.)	Sept. 29, 1998
34	I	Wright St. vs. Oberlin	Oct. 18, 1969
34	I	Boston U. vs. Babson	Sept. 30, 1972
34	I	East Caro. vs. North Carolina St.	Sept. 14, 1980
34	I	Wake Forest vs. Guilford	Nov. 2, 1980
34	II	Franklin Pierce vs. King's (Pa.)	1990
33	I	Bucknell vs. Cornell	Oct. 14, 1961
33	II	Merrimack vs. Assumption	Oct. 31, 1975
33	II	Merrimack vs. Boston College	Sept. 5, 1986
33	II	Newberry vs. Presbyterian	Oct. 9, 1996
33	III	Bethel (Minn.) vs. Wheaton (Ill.)	Nov. 7, 1998
32	III	Lake Erie vs. Penn St.-Behrend	Oct. 18, 2000
31	III	Nichols vs. MIT	1986
31	II	Erskine vs. Davidson	Sept. 4, 1990
31	III	Otterbein vs. Wooster	Sept. 21, 1991
31	III	Albright vs. Susquehanna	Oct. 14, 1994
31	III	Keuka vs. Elmira	Oct. 3, 1998
30	I	Air Force vs. North Carolina	Oct. 1, 1965
30	I	Air Force vs. Benedictine	Oct. 3, 1965
30	III	Salisbury vs. Rowan	1975
30	III	Lake Erie vs. Hiram	Oct. 8, 2000

Season

SCORING AVERAGE

Team (Div.)	Year	Games	No.	Avg.
St. Louis (I)	1964	13	88	6.77
St. Louis (I)	1963	14	94	6.71
San Jose St. (I)	1968	15	99	6.60
St. Louis (I)	1959	12	71	5.92
Akron (I)	1960	11	63	5.73
Clemson (I)	1973	17	97	5.71
St. Louis (I)	1962	13	73	5.62
Long Island (I)	1965	14	77	5.50
Florida Tech (II)	1992	21	113	5.38
Northern Ill. (I)	1971	10	53	5.30
Akron (I)	1961	14	73	5.21
UCLA (I)	1969	16	83	5.19
San Francisco (I)	1979	27	139	5.15
Jacksonville (I)	1969	16	82	5.13
South Ala. (I)	1981	19	97	5.11
Marist (I)	1982	14	71	5.07
Eastern Ill. (I)	1969	15	76	5.07
UCLA (I)	1970	17	86	5.06
Long Island (I)	1966	17	85	5.00
Medaille (III)	2006	22	110	5.00
West Tex. A&M (II)	1993	19	94	4.95

Team (Div.)	Year	Games	No.	Avg.
Clemson (I)	1976	21	103	4.90
Air Force (I)	1964	10	49	4.90

GOALS

Team (Div.)	Year	Games	Goals
San Francisco (I)	1979	27	139
Notre Dame (I)	1978	25	116
Florida Tech (II)	1992	21	113
Charleston (W.V.) (II)	1999	23	112
Medaille (III)	2006	22	110
Wheaton (III.) (III)	1997	25	109
Westfield St. (III)	1974	23	108
Phila. Biblical (III)	2006	24	107
Stevens Institute (III)	2005	22	106
Trinity (Tex.) (III)	2003	24	105
Clemson (I)	1976	21	103
Trinity (Tex.) (III)	2002	23	103
Messiah (III)	2002	26	103
Florida Tech (II)	1990	23	102
S.C. Upstate (II)	1997	24	102
Wheeling Jesuit (II)	2000	22	102
San Jose St. (I)	1968	15	99
Notre Dame (I)	1979	31	99
Clemson (I)	1973	17	97
South Ala. (I)	1981	19	97
East Stroudsburg (II)	2002	21	97
UCLA (I)	1971	20	96
Luther (III)	1992	20	96
Clemson (I)	1993	24	96
Trinity (Tex.) (III)	2000	20	96
Messiah (III)	2000	25	96
Tusculum (II)	2002	21	96

**GOALS-AGAINST AVERAGE
(Min. 1,200 Minutes)**

Team (Div.)	Year	GA	Min.	GAA
Macalester (III)	1997	3	1,809	0.15
Gust. Adolphus (III)	2004	4	2,152	0.17
UC Santa Cruz (III)	2006	5	2,067	0.22
Drew (III)	2003	6	2,314	0.23
Evansville (I)	1990	7	2,580	0.24
St. Lawrence (III)	2000	5	1,783	0.25
Wis.-Parkside (II)	1993	5	1,780	0.25
Indiana (I)	1979	6	2,130	0.25
Gust. Adolphus (III)	2003	6	2,053	0.26
Wis.-Parkside (II)	2000	6	2,002	0.27
Gust. Adolphus (III)	1983	4	1,260	0.29
Trinity (Tex.) (III)	2003	7	2,178	0.29
Roger Williams (III)	2005	7	2,131	0.30
Johns Hopkins (III)	2004	6	1,823	0.30
Puget Sound (III)	2005	5	1,510	0.30
Ohio Wesleyan (III)	2006	7	2,104	0.30
Augsburg (III)	2006	6	1,791	0.30
Messiah (III)	2004	8	2,262	0.32
Calvin (III)	2004	7	1,954	0.32
Rowan (III)	1999	7	1,923	0.33
St. John's (Minn.) (III)	1982	6	1,630	0.33
Southern N.H. (II)	1997	7	1,875	0.34
Wheaton (III.) (III)	1991	8	2,130	0.34
UC Santa Cruz (III)	2005	7	1,834	0.34
UC San Diego (III)	1985	8	2,090	0.34
Williams (III)	1999	6	1,560	0.35
Southern Conn. St. (II)	1996	8	2,070	0.35
George Mason (I)	1982	7	1,800	0.35
Wis.-Parkside (II)	1994	7	1,800	0.35
Messiah (III)	1999	8	2,054	0.35
Southern Conn. St. (II)	1994	8	2,040	0.35

SAVES PER GAME

Team (Div.)	Year	Games	Saves	Avg.
Bucknell (I)	1964	12	228	19.00
Wash. & Lee (III)	1976	13	245	18.85
Lake Erie (III)	2000	21	394	18.76
Daniel Webster (III)	2000	17	308	18.11
Marywood (III)	1998	16	285	17.81
St. Anselm (II)	1972	15	263	17.53
Elon (II)	1996	15	248	16.53
Wartburg (III)	1999	14	229	16.36
New Hampshire (I)	1970	10	162	16.20
William Penn (III)	1999	16	256	16.00
Bowling Green (I)	1972	12	190	15.83
Western Mich. (I)	1975	12	187	15.58
Newberry (II)	1996	19	293	15.42

Team (Div.)	Year	Games	Saves	Avg.
Anna Maria (III)	2000	19	293	15.42
Capital (III)	1995	18	271	15.06
Curry (III)	2002	17	252	14.82
Wis.-Superior (III)	2000	11	163	14.82
Northern Ill. (I)	1974	10	147	14.70
Hilbert (III)	1998	13	189	14.54
Capital (III)	1994	17	244	14.35
Shepherd (II)	1999	16	229	14.31
Rutgers-Camden (III)	1990	17	243	14.29
Cazenovia (III)	1999	17	241	14.18
Elon (II)	1994	17	240	14.12
Neb. Wesleyan (III)	1994	14	197	14.07

SAVES

Team (Div.)	Year	Games	Saves
Lake Erie (III)	2000	21	394
Daniel Webster (III)	2000	17	308
Newberry (II)	1996	19	293
Anna Maria (III)	2000	19	293
Marywood (III)	1998	16	285
Capital (III)	1995	18	271
St. Joseph's (L.I.) (III)	2003	22	271
St. Anselm (II)	1972	15	263
Anna Maria (III)	1998	20	256
William Penn (III)	1999	16	256
Waynesburg (III)	2002	20	254
St. Joseph's (N.Y.) (III)	2000	22	253
Curry (III)	2002	17	252
St. Bonaventure (I)	1988	20	251
Elon (II)	1996	15	248
Goucher (III)	1993	19	246
Wash. & Lee (III)	1976	13	245
Capital (III)	1994	17	244
Rutgers-Camden (III)	1990	17	243
Defiance (III)	1998	19	242
Cazenovia (III)	1999	17	241
Elon (II)	1994	17	240
East Caro. (I)	1980	22	239
Wis. Lutheran (III)	2000	18	237
Cazenovia (III)	2000	19	237

SAVE PERCENTAGE

Team (Div.)	Year	Games	Saves	GA	Pct.
Augsburg (III)	2006	19	104	6	.945
Roger Williams (III)	2005	23	102	7	.936
Puget Sound (III)	2005	16	66	5	.930
Carson-Newman (II)	2005	22	115	10	.920
Ohio Wesleyan (III)	2006	22	77	7	.917
UC Santa Cruz (III)	2006	23	52	5	.912
Gust. Adolphus (III)	2006	22	89	9	.908
Ill.-Chicago (I)	2006	21	79	8	.908
Bradley (I)	1998	18	126	13	.906
Phila. Biblical (III)	2006	24	131	14	.903
East Stroudsburg (II)	2006	22	121	13	.903
Clark (Mass.) (III)	2006	17	63	7	.900
Seattle (II)	2004	23	98	11	.899
Johns Hopkins (III)	2006	23	89	10	.899
Ithaca (III)	2005	16	62	7	.899
Towson (I)	2006	20	113	13	.897
Puget Sound (III)	2006	18	60	7	.892
Framingham St. (III)	2006	17	105	13	.890
Greenville (III)	2005	23	137	17	.890
Redlands (III)	2005	22	80	10	.889
Seattle Pacific (II)	2005	21	104	13	.889

**SHUTOUT PERCENTAGE
(Min. 12 Shutouts)**

Team (Div.)	Year	Games	No.	Pct.
UC Santa Cruz (III)	2006	23	20	.870
Drew (III)	2003	25	21	.840
St. John's (Minn.) (III)	1982	18	15	.833
Macalester (III)	1997	18	15	.833
Gust. Adolphus (III)	2004	23	19	.826
Redlands (III)	2005	22	18	.818
Puget Sound (III)	2005	16	13	.813
Alfred (III)	2001	15	12	.800
Trinity (Tex.) (III)	2003	24	19	.792
Indiana (I)	1979	23	18	.783
Williams (III)	1988	18	14	.778
Johns Hopkins (III)	1999	18	14	.778
Virginia (I)	1988	22	17	.773
Wis.-Parkside (II)	2000	22	17	.773
Gust. Adolphus (III)	2003	22	17	.773

Team (Div.)	Year	Games	No.	Pct.	Team (Div.)	Year	Games	Shutouts
Carnegie Mellon (III).....	1999	17	13	.765	UC San Diego (III).....	1988	25	18
Rowan (III).....	1999	21	16	.762	Southern Conn. St. (II).....	1988	27	18
Truman (II).....	2003	21	16	.762	Elizabethtown (III).....	1989	27	18
Calvin (III).....	2004	21	16	.762	Elizabethtown (III).....	1991	26	18
Fredonia St. (III).....	2005	25	19	.760	MacMurray (III).....	1991	25	18
Muhlenberg (III).....	1989	20	15	.750	Messiah (III).....	2002	26	18
Lewis (II).....	1996	20	15	.750	Redlands (III).....	2005	22	18
Southern N.H. (II).....	1997	20	15	.750	San Francisco (I).....	1978	29	17
Southern Conn. St. (II).....	1999	20	15	.750	Eastern Ill. (I).....	1981	23	17
UC Santa Cruz (III).....	2005	20	15	.750	San Francisco (I).....	1986	24	17
Ithaca (III).....	2005	16	12	.750	Virginia (I).....	1988	22	17
SHUTOUTS					Muhlenberg (III).....	1988	24	17
Team (Div.)	Year	Games	Shutouts		Wis.-Parkside (II).....	1989	23	17
Drew (III).....	2003	25	21		Elizabethtown (III).....	1990	25	17
Evansville (I).....	1990	27	20		Wisconsin (I).....	1995	25	17
UC Santa Cruz (III).....	2006	23	20		Indiana (I).....	1998	25	17
Trinity (Tex.) (III).....	2003	24	19		Wis.-Parkside (II).....	2000	22	17
Gust. Adolphus (III).....	2004	23	19		Gust. Adolphus (III).....	2002	22	17
Fredonia St. (III).....	2005	25	19		Messiah (III).....	2004	25	17
Indiana (I).....	1979	23	18		Roger Williams (III).....	2005	23	17



2006 Men's Statistical Leaders

Division I Individual Leaders	64
Division I Team Leaders.....	65
Division II Individual Leaders.....	66
Division II Team Leaders.....	68
Division III Individual Leaders.....	69
Division III Team Leaders	70



Division I Individual Leaders

Points Per Game

Rank	Name, Team	Cl.	Gms.	Goals	Asst.	Pts.	PPG
1.	Charlie Davies, Boston College	Jr.	16	15	6	36	2.25
2.	Tommy Krizanovic, Jacksonville	Sr.	15	14	5	33	2.20
3.	Joseph Lapira, Notre Dame	Jr.	23	22	6	50	2.17
4.	Steven Holloway, Monmouth	Sr.	20	18	4	40	2.00
	Patrick Nyarko, Virginia Tech	So.	20	16	8	40	2.00
	Jarrold Smith, West Virginia	Sr.	16	14	4	32	2.00
7.	Saidi Isaac, Winthrop	Jr.	21	17	6	40	1.90
8.	Riley O'Neill, Kentucky	Sr.	20	17	4	38	1.90
9.	Josh Trott, Holy Cross	Sr.	17	15	2	32	1.88
10.	Andre Akpan, Harvard	Fr.	19	11	12	34	1.79
	Joshua Okoampa, Wis.-Green Bay	Sr.	19	14	6	34	1.79
12.	Jeffrey Gonsalves, Rhode Island	Sr.	23	18	5	41	1.78
13.	Jerson Monteiro, UAB	Sr.	20	14	7	35	1.75
14.	Kevin Forrest, Washington	Jr.	19	16	1	33	1.74
15.	Michael Todd, Hofstra	Sr.	18	13	5	31	1.72
16.	Kevin Walsh, Memphis	Jr.	16	10	7	27	1.69
17.	Juan Gaviria, St. Peter's	Jr.	20	15	3	33	1.65
18.	Daniel Revivo, Winthrop	So.	22	13	10	36	1.64
19.	Braden Fleak, Wright St.	Fr.	18	13	3	29	1.61
	Jeremy Gold, Col. of Charleston	Sr.	18	12	5	29	1.61
21.	Dane Richards, Clemson	Sr.	20	11	9	31	1.55
22.	Kurt Morsink, James Madison	Sr.	16	9	6	24	1.50
23.	Charles Altchek, Harvard	Sr.	19	12	4	28	1.47
	George Josten, Gonzaga	Jr.	19	12	4	28	1.47
25.	Matt Murphy, UC Irvine	So.	17	10	5	25	1.47
26.	Yannick Reyerer, Virginia	So.	22	12	8	32	1.45
27.	Eugene Brooks, Cal St. Fullerton	Sr.	18	12	2	26	1.44
28.	Chris Archer, High Point	Sr.	21	12	6	30	1.43
29.	Michael Fucito, Harvard	So.	19	9	9	27	1.42
30.	Ricky Schramm, Georgetown	Sr.	17	10	4	24	1.41

Goals Per Game

Rank	Name, Team	Cl.	Games	Goals	GPG
1.	Joseph Lapira, Notre Dame	Jr.	23	22	0.96
2.	Charlie Davies, Boston College	Jr.	16	15	0.94
3.	Tommy Krizanovic, Jacksonville	Sr.	15	14	0.93
4.	Steven Holloway, Monmouth	Sr.	20	18	0.90
5.	Josh Trott, Holy Cross	Sr.	17	15	0.88
6.	Jarrold Smith, West Virginia	Sr.	16	14	0.88
7.	Riley O'Neill, Kentucky	Sr.	20	17	0.85
8.	Kevin Forrest, Washington	Jr.	19	16	0.84
9.	Saidi Isaac, Winthrop	Jr.	21	17	0.81
10.	Patrick Nyarko, Virginia Tech	So.	20	16	0.80
11.	Jeffrey Gonsalves, Rhode Island	Sr.	23	18	0.78
12.	Juan Gaviria, St. Peter's	Jr.	20	15	0.75
13.	Joshua Okoampa, Wis.-Green Bay	Sr.	19	14	0.74
14.	Braden Fleak, Wright St.	Fr.	18	13	0.72
	Michael Todd, Hofstra	Sr.	18	13	0.72
16.	Chris Banks, New Hampshire	Fr.	20	14	0.70
	Jerson Monteiro, UAB	Sr.	20	14	0.70
18.	Eugene Brooks, Cal St. Fullerton	Sr.	18	12	0.67
	Jeremy Gold, Col. of Charleston	Sr.	18	12	0.67
20.	Charles Altchek, Harvard	Sr.	19	12	0.63
	George Josten, Gonzaga	Jr.	19	12	0.63
	Kevin Walsh, Memphis	Jr.	16	10	0.63
22.	Frederico Moojen, Clemson	Sr.	18	11	0.61
24.	Javier Ayala-Hil, California	Jr.	20	12	0.60
25.	Randi Patterson, UNC Greensboro	Sr.	22	13	0.59
	Daniel Revivo, Winthrop	So.	22	13	0.59
27.	Matt Murphy, UC Irvine	So.	17	10	0.59
	Ricky Schramm, Georgetown	Sr.	17	10	0.59
29.	Andre Akpan, Harvard	Fr.	19	11	0.58
	Brad Peters, Eastern Ill.	So.	19	11	0.58

Assists Per Game

Rank	Name, Team	Cl.	Games	Assists	APG
1.	Yan Klukowski, Central Conn. St.	So.	15	11	0.73
2.	Tom Gray, Monmouth	Jr.	21	14	0.67
	David Kenga, Winthrop	Sr.	21	14	0.67
4.	Andre Akpan, Harvard	Fr.	19	12	0.63
5.	Spencer Wadsworth, Duke	Jr.	23	14	0.61

Rank	Name, Team	Cl.	Games	Assists	APG
6.	Corey Luggier, Appalachian St.	Jr.	19	11	0.58
7.	Chase Wileman, SMU	Sr.	23	13	0.57
8.	Ben Nason, Virginia Tech	Jr.	20	11	0.55
9.	Mike Klein, Penn	So.	15	8	0.53
10.	Dustin Awe, Evansville	Jr.	17	9	0.53
	Thomas Harju, Lafayette	Sr.	17	9	0.53
12.	Nick Aparicio, Elon	Fr.	19	10	0.53
13.	Dan Stratford, West Virginia	Jr.	20	10	0.50
14.	Lukasz Tumicz, Rhode Island	Jr.	21	10	0.48
15.	Omar Cummings, Cincinnati	Sr.	19	9	0.47
	Doug Ernst, William & Mary	Jr.	19	9	0.47
	Michael Fucito, Harvard	So.	19	9	0.47
	Marcus Reed, Virginia Tech	Jr.	19	9	0.47
19.	John Mulhern, Columbia	Sr.	17	8	0.47
	Michael Sambursky, South Carolina	Sr.	17	8	0.47
21.	Nico Colaluca, Virginia	Jr.	22	10	0.45
	Daniel Revivo, Winthrop	So.	22	10	0.45
23.	Craig Potter, Hartwick	Sr.	20	9	0.45
	Dane Richards, Clemson	Sr.	20	9	0.45
25.	Vahid Assadpour, Detroit	Sr.	18	8	0.44
	Miguel Peralta, Oral Roberts	Jr.	18	8	0.44
	John Rhea, Gonzaga	Jr.	18	8	0.44
	Ryan Zabinski, Robert Morris	Jr.	18	8	0.44
29.	Kevin Walsh, Memphis	Jr.	16	7	0.44
30.	Xavier Balc, Ohio St.	Jr.	21	9	0.43
	Raphael Cox, Washington	So.	21	9	0.43
	Carl Pett, Northwestern	So.	21	9	0.43

Goals-Against Average

Rank	Name, Team	Cl.	Games	Min.	GA	GAA
1.	Joe Zimka, Northern Ill.	So.	15	1,304	3	0.207
2.	Billy Chiles, Towson	Jr.	13	1,081	4	0.333
3.	Elvir Prasovic, Fairleigh Dickinson	Sr.	11	974	4	0.369
4.	Jovan Bubonja, Ill.-Chicago	So.	21	1,930	8	0.373
5.	Daniel Schenkel, Monmouth	Jr.	21	1,970	10	0.457
6.	Jim Morahan, Lehigh	Sr.	20	1,845	10	0.488
7.	Lance Parker, Missouri St.	Jr.	16	1,423	9	0.569
8.	Chay Cain, Indiana	So.	19	1,735	11	0.571
9.	Brian Levey, New Hampshire	Sr.	20	1,884	12	0.573
10.	David Cappuccio, Colgate	So.	12	1,087	7	0.579
11.	Matt Wideman, SMU	Sr.	23	2,047	14	0.616
12.	Zach Riffett, Boston U.	Sr.	18	1,731	12	0.624
13.	Nick Noble, West Virginia	Sr.	21	1,994	14	0.632
14.	Sean Kelley, George Mason	Fr.	21	1,977	14	0.637
15.	Mike Graczyk, New Mexico	Jr.	21	1,971	14	0.639
16.	Chris Seitz, Maryland	So.	21	1,902	14	0.662
17.	Jason Landers, St. John's (N.Y.)	Jr.	22	1,997	16	0.721
18.	Jason Stenta, Binghamton	So.	17	1,618	13	0.723
19.	Patrick Mitrovich, Winthrop	So.	21	1,964	16	0.733
20.	Roger Scully, Vermont	Jr.	17	1,571	13	0.745
21.	Brian Edwards, Wake Forest	Jr.	25	2,262	19	0.756
22.	Daniel Cepero, Penn	Sr.	15	1,422	12	0.759
23.	Brad Williams, St. Francis (Pa.)	So.	17	1,536	13	0.762
24.	Sean Bond, Loyola (Ill.)	Sr.	19	1,769	15	0.763
25.	Jake Settle, Wisconsin	Sr.	19	1,756	15	0.769
26.	Chris Cahill, Notre Dame	Sr.	20	1,755	15	0.769
27.	Casey Latchem, Ohio St.	Jr.	21	1,948	17	0.785
28.	Dane Brenner, South Fla.	Sr.	19	1,811	16	0.795
29.	Jon-Paul Francini, Fairfield	Jr.	22	2,034	18	0.796
30.	Ross Kaufman, St. Louis	Fr.	17	1,445	13	0.810

Saves Per Game

Rank	Name, Team	Cl.	Games	Saves	SPG
1.	Filipe Carvalho, Georgia St.	So.	15	96	6.40
2.	Bryan Benedict, St. Joseph's	So.	13	77	5.92
3.	Tebias Mason, Wright St.	Jr.	18	105	5.83
4.	Tyler Kettering, Gardner-Webb	Sr.	20	116	5.80
	Chris Taylor, Howard	So.	15	87	5.80
6.	Chris Antonino, St. Francis (N.Y.)	Fr.	16	92	5.75
7.	Paul Musoko, Alabama A&M	Fr.	11	63	5.73
8.	Thomas Upton, VMI	Sr.	13	73	5.62
9.	Mahmoud Talaat, Northeastern	Fr.	17	95	5.59
10.	Greg Yahr, George Washington	Jr.	14	78	5.57
11.	Eric Sciocchetti, Richmond	Jr.	16	88	5.50

Rank	Name, Team	Cl.	Games	Saves	SPG
12.	Steward Ceus, Albany (N.Y.)	So.	18	97	5.39
13.	Chris Sedlak, American	Jr.	17	91	5.35
14.	Matt Felice, Robert Morris	So.	20	107	5.35
15.	Jeremy Drake, UAB	Sr.	13	69	5.31
	Andy Jorgensen, Pittsburgh	Sr.	13	69	5.31
17.	Daniel Owens, Marist	Jr.	10	53	5.30
18.	Ryan Kenny, Sacramento St.	Fr.	11	58	5.27
19.	Mark Murphy, Mt. St. Mary's	Sr.	16	83	5.19
20.	Brandon Amaya, UMKC	Fr.	13	67	5.15
21.	Ryan Schwarz, Valparaiso	Fr.	15	77	5.13
22.	Patrick Henry, Siena	Sr.	17	87	5.12
23.	Giacomo Brunino, Maine	Fr.	12	61	5.08
	Matt Houghton, Canisius	Sr.	12	61	5.08
	Justin Oppenheimer, Princeton	Sr.	12	61	5.08
26.	Joey Kuterbach, Bucknell	Jr.	23	116	5.04
27.	Josh Osit, NJIT	So.	13	65	5.00
28.	Justin Chelland, Loyola (Md.)	Sr.	17	84	4.94
29.	Mike Wallover, Philadelphia U.	Jr.	12	59	4.92
30.	Luis Robles, Portland	Sr.	19	93	4.89

Save Percentage

Rank	Name, Team	Cl.	Games	Saves	GA	Pct.
1.	Joe Zimka, Northern Ill.	So.	15	64	3	.955
2.	Billy Chiles, Towson	Jr.	13	58	4	.935
3.	Jovan Bubonja, Ill.-Chicago	So.	21	76	8	.905

Rank	Name, Team	Cl.	Games	Saves	GA	Pct.
4.	Elvir Prasovic, Fairleigh Dickinson	Sr.	11	32	4	.889
5.	Daniel Schenkel, Monmouth	Jr.	21	76	10	.884
6.	Sean Kelley, George Mason	Fr.	21	102	14	.879
7.	Brian Levey, New Hampshire	Sr.	20	82	12	.872
8.	Nick Noble, West Virginia	Sr.	21	89	14	.864
9.	Jim Morahan, Lehigh	Sr.	20	63	10	.863
10.	Eric Sciocchetti, Richmond	Jr.	16	88	14	.863
11.	Lance Parker, Missouri St.	Jr.	16	49	9	.845
12.	Roger Scully, Vermont	Jr.	17	70	13	.843
13.	Matt Wideman, SMU	Sr.	23	74	14	.841
14.	Mahmoud Talaat, Northeastern	Fr.	17	95	18	.841
15.	Ryan Kenny, Sacramento St.	Fr.	11	58	11	.841
16.	Paul Musoke, Alabama A&M	Fr.	11	63	12	.840
17.	Zach Riffett, Boston U.	Sr.	18	62	12	.838
18.	Jon-Paul Francini, Fairfield	Jr.	22	92	18	.836
19.	Chay Cain, Indiana	So.	19	56	11	.836
20.	David Cappuccio, Colgate	So.	12	34	7	.829
	Mike Graczyk, New Mexico	Jr.	21	68	14	.829
22.	Rowan Anders, Dartmouth	Sr.	14	58	12	.829
23.	Sean Bond, Loyola (Ill.)	Sr.	19	72	15	.828
24.	Daniel Cepero, Penn	Sr.	15	57	12	.826
	Jason Landers, St. John's (N.Y.)	Jr.	22	76	16	.826
26.	Brian Edwards, Wake Forest	Jr.	25	90	19	.826
	Zack Simmons, Massachusetts	So.	19	90	19	.826
28.	Matt Houghton, Canisius	Sr.	12	61	13	.824
29.	Joey Kuterbach, Bucknell	Jr.	23	116	25	.823
30.	Kyle Reynish, UC Santa Barb.	Sr.	25	102	22	.823

Division I Team Leaders

Scoring Offense

Rank	Team	Games	Goals	GPG
1.	SMU	23	57	2.48
2.	San Diego	19	47	2.47
3.	Harvard	19	46	2.42
4.	Virginia Tech	20	47	2.35
5.	Winthrop	22	51	2.32
6.	Sacramento St.	19	42	2.21
7.	Western Ill.	23	50	2.17
	Duke	23	50	2.17
9.	Wis.-Green Bay	20	43	2.15
10.	Clemson	20	42	2.10
11.	Kentucky	21	44	2.10
12.	Appalachian St.	19	39	2.05
13.	Col. of Charleston	20	41	2.05
14.	Army	17	34	2.00
	UNC Greensboro	25	50	2.00
16.	Wake Forest	25	49	1.96
17.	Notre Dame	23	45	1.96
18.	Washington	21	41	1.95
19.	Boston College	17	33	1.94
20.	UCLA	24	46	1.92
21.	Rhode Island	23	44	1.91
22.	UC Irvine	20	38	1.90
23.	Memphis	18	34	1.89
24.	James Madison	17	32	1.88
25.	Lehigh	20	37	1.85
	California	20	37	1.85
27.	Akron	19	35	1.84
28.	Evansville	17	31	1.82
29.	Virginia	22	40	1.82
30.	Monmouth	21	38	1.81

Goals-Against Average

Rank	Team	Games	Min.	GA	GAA
1.	Ill.-Chicago	21	1,994	8	0.36
2.	Monmouth	21	1,986	10	0.45
3.	Fairleigh Dickinson	18	1,758	9	0.46
4.	Lehigh	20	1,884	10	0.48
5.	New Hampshire	20	1,884	12	0.57
6.	SMU	23	2,180	14	0.58
7.	Boston U.	19	1,864	12	0.58
8.	Towson	20	1,894	13	0.62
9.	George Mason	21	1,977	14	0.64
10.	New Mexico	21	1,971	14	0.64

Rank	Team	Games	Min.	GA	GAA
11.	Northern Ill.	22	2,049	15	0.66
12.	Colgate	17	1,630	12	0.66
13.	West Virginia	21	1,999	15	0.68
14.	St. John's (N.Y.)	22	2,042	16	0.71
15.	Maryland	22	2,030	16	0.71
16.	Winthrop	22	2,090	17	0.73
17.	Wake Forest	25	2,262	19	0.76
18.	Wisconsin	19	1,781	15	0.76
19.	Penn	15	1,422	12	0.76
20.	North Carolina	20	1,865	16	0.77
21.	Furman	19	1,743	15	0.77
22.	Indiana	22	2,090	18	0.78
23.	Kentucky	21	1,967	17	0.78
24.	Rutgers	19	1,839	16	0.78
25.	Ohio St.	21	1,948	17	0.79
26.	Notre Dame	23	2,163	19	0.79
27.	South Fla.	19	1,811	16	0.80
28.	St. Francis (Pa.)	20	1,901	17	0.80
29.	Duke	23	2,097	19	0.82
30.	Western Ill.	23	2,089	19	0.82

Shutout Percentage

Rank	Team	Games	Shutouts	Pct.
1.	Lehigh	20	13	0.65
2.	Northern Ill.	22	14	0.64
	St. John's (N.Y.)	22	14	0.64
4.	Monmouth	21	13	0.62
	Ill.-Chicago	21	13	0.62
6.	SMU	23	14	0.61
7.	Colgate	17	10	0.59
8.	Notre Dame	23	13	0.57
9.	Fairleigh Dickinson	18	10	0.56
	Denver	18	10	0.56
11.	Towson	20	11	0.55
12.	Penn	15	8	0.53
13.	Furman	19	10	0.53
	Massachusetts	19	10	0.53
15.	New Mexico	21	11	0.52
	George Mason	21	11	0.52
	West Virginia	21	11	0.52
18.	Wake Forest	25	13	0.52
19.	New Hampshire	20	10	0.50
	Indiana	22	11	0.50
	Maryland	22	11	0.50
	St. Louis	20	10	0.50
23.	UC Santa Barb.	25	12	0.48

Rank	Team	Games	Shutouts	Pct.
24.	Western Ill.....	23	11	0.48
25.	Loyola (Ill.).....	21	10	0.48
	Ohio St.....	21	10	0.48
27.	Akron.....	19	9	0.47
	Wisconsin.....	19	9	0.47
29.	Winthrop.....	22	10	0.45
	Old Dominion.....	22	10	0.45

Rank	Team	Saves	GA	Pct.
29.	Campbell.....	103	23	.817
30.	Winthrop.....	76	17	.817
	Ohio St.....	76	17	.817

Save Percentage

Rank	Team	Saves	GA	Pct.
1.	Ill.-Chicago.....	79	8	.908
2.	Towson.....	113	13	.897
3.	Monmouth.....	78	10	.886
4.	Fairleigh Dickinson.....	67	9	.882
5.	George Mason.....	102	14	.879
6.	Lehigh.....	69	10	.873
7.	New Hampshire.....	82	12	.872
8.	Northern Ill.....	102	15	.872
9.	Boston U.....	77	12	.865
10.	Colgate.....	74	12	.860
11.	West Virginia.....	91	15	.858
12.	SMU.....	81	14	.853
13.	Richmond.....	113	20	.850
14.	Fairfield.....	95	19	.833
	New Mexico.....	70	14	.833
	St. John's (N.Y.).....	80	16	.833
17.	Western Ill.....	94	19	.832
18.	UC Santa Barb.....	108	22	.831
19.	Massachusetts.....	93	19	.830
20.	Dartmouth.....	73	15	.830
21.	Wake Forest.....	92	19	.829
22.	Penn.....	58	12	.829
23.	Fordham.....	82	17	.828
24.	Bucknell.....	120	25	.828
25.	South Fla.....	76	16	.826
26.	St. Francis (Pa.).....	78	17	.821
27.	Notre Dame.....	86	19	.819
28.	Rutgers.....	72	16	.818

Winning Percentage

Rank	Team	Won	Lost	Tied	*Pct.
1.	SMU.....	17	2	4	.826
2.	Lehigh.....	15	2	3	.825
	Towson.....	15	2	3	.825
4.	Duke.....	18	4	1	.804
5.	Wake Forest.....	18	3	4	.800
6.	Virginia.....	17	4	1	.795
7.	West Virginia.....	15	3	3	.786
8.	Winthrop.....	15	3	4	.773
9.	Maryland.....	16	5	1	.750
	Indiana.....	15	4	3	.750
11.	Monmouth.....	14	4	3	.738
	New Mexico.....	14	4	3	.738
	Ill.-Chicago.....	13	3	5	.738
14.	Harvard.....	14	5	0	.737
15.	UC Irvine.....	13	4	3	.725
16.	Kentucky.....	14	5	2	.714
17.	Akron.....	13	5	1	.711
18.	Lafayette.....	11	4	2	.706
19.	Fairfield.....	15	6	1	.705
	Northern Ill.....	15	6	1	.705
21.	Wis.-Green Bay.....	14	6	0	.700
	Clemson.....	13	5	2	.700
	St. Louis.....	13	5	2	.700
	UC Santa Barb.....	17	7	1	.700
25.	Notre Dame.....	15	6	2	.696
26.	Creighton.....	13	5	3	.690
27.	St. John's (N.Y.).....	14	6	2	.682
	Old Dominion.....	14	6	2	.682
29.	South Carolina.....	11	5	1	.676
	Fordham.....	9	3	5	.676

*Ties computed as half won, half lost.

Division II Individual Leaders

Points Per Game

Rank	Name, Team	Cl.	Gms.	Goals	Asst.	Pts.	PPG
1.	David Hague, Grand Canyon.....	Sr.	19	33	7	73	3.84
2.	John Cunliffe, Fort Lewis.....	Sr.	24	29	16	74	3.08
3.	Leandro Pereira, Lincoln Memorial.....	Fr.	19	22	9	53	2.79
4.	Jonathan Maloney, Montevallo.....	So.	20	22	10	54	2.70
5.	Guy Kpene, Dowling.....	Sr.	23	25	10	60	2.61
6.	Se Eun Park, Columbia Union.....	Jr.	14	17	2	36	2.57
7.	Bojan Jovicic, Wis.-Parkside.....	Jr.	19	18	12	48	2.53
8.	Morten Jensen, Dowling.....	Sr.	24	25	9	59	2.46
9.	Debola Ogunseye, Newberry.....	So.	16	16	6	38	2.38
10.	Dario Carrasco, Carson-Newman.....	Jr.	17	19	2	40	2.35
11.	Matt Wearakso, Christian Bros.....	Jr.	18	19	3	41	2.28
12.	Nick Cooke, Lander.....	Jr.	19	20	3	43	2.26
13.	Chris Cerroni, Rollins.....	Sr.	18	16	8	40	2.22
14.	Lyle Martin, Cal St. Bakersfield.....	Sr.	19	17	6	40	2.11
15.	Luis Arrieta, Belmont Abbey.....	Jr.	20	19	4	42	2.10
16.	Brandon Swartzendruber, Midwestern St.....	Sr.	21	17	10	44	2.10
17.	Asmir Pervan, St. Leo.....	Sr.	13	12	3	27	2.08
18.	Berin Boracic, Lees-McRae.....	So.	17	15	5	35	2.06
19.	Adam Arthur, Lander.....	Fr.	20	15	11	41	2.05
20.	Felipe Lawall, West Fla.....	Sr.	21	14	15	43	2.05
21.	Peter Antoniadis, NYIT.....	Sr.	16	15	2	32	2.00
	Tim Conway, Nyack.....	Jr.	18	16	4	36	2.00
23.	Luke Sheekey, Eckerd.....	Fr.	11	9	3	21	1.91
24.	Jose Maria Cantillo, Davis & Elkins.....	Sr.	14	11	4	26	1.86
	Cihan Nuhoglu, Pfeiffer.....	Sr.	14	9	8	26	1.86
	Kurt Young, Mercyhurst.....	Fr.	21	18	3	39	1.86
27.	Geoff Bloes, Shippensburg.....	Jr.	19	14	7	35	1.84
28.	Brock Williams, Harding.....	Jr.	16	12	5	29	1.81
29.	Sun Potter, Midwestern St.....	Sr.	19	12	10	34	1.79
30.	Ricardo Cardoso, Tampa.....	Jr.	18	14	4	32	1.78

Goals Per Game

Rank	Name, Team	Cl.	Games	Goals	GPG
1.	David Hague, Grand Canyon.....	Sr.	19	33	1.74
2.	Se Eun Park, Columbia Union.....	Jr.	14	17	1.21
3.	John Cunliffe, Fort Lewis.....	Sr.	24	29	1.21
4.	Leandro Pereira, Lincoln Memorial.....	Fr.	19	22	1.16
5.	Dario Carrasco, Carson-Newman.....	Sr.	17	19	1.12
6.	Jonathan Maloney, Montevallo.....	So.	20	22	1.10
7.	Guy Kpene, Dowling.....	Sr.	23	25	1.09
8.	Matt Wearakso, Christian Bros.....	Jr.	18	19	1.06
9.	Nick Cooke, Lander.....	Jr.	19	20	1.05
10.	Morten Jensen, Dowling.....	Sr.	24	25	1.04
11.	Debola Ogunseye, Newberry.....	So.	16	16	1.00
12.	Luis Arrieta, Belmont Abbey.....	Jr.	20	19	0.95
13.	Bojan Jovicic, Wis.-Parkside.....	Jr.	19	18	0.95
14.	Peter Antoniadis, NYIT.....	Sr.	16	15	0.94
15.	Asmir Pervan, St. Leo.....	Sr.	13	12	0.92
16.	Lyle Martin, Cal St. Bakersfield.....	Sr.	19	17	0.89
17.	Chris Cerroni, Rollins.....	Sr.	18	16	0.89
	Tim Conway, Nyack.....	Jr.	18	16	0.89
19.	Berin Boracic, Lees-McRae.....	So.	17	15	0.88
20.	Kurt Young, Mercyhurst.....	Fr.	21	18	0.86
21.	Jason Cascio, Seattle.....	Jr.	19	16	0.84
22.	Luke Sheekey, Eckerd.....	Fr.	11	9	0.82
23.	Brandon Swartzendruber, Midwestern St.....	Sr.	21	17	0.81
24.	Jose Maria Cantillo, Davis & Elkins.....	Sr.	14	11	0.79
25.	Ricardo Cardoso, Tampa.....	Jr.	18	14	0.78
26.	Tom Beattie, Limestone.....	So.	22	17	0.77
27.	Adam Arthur, Lander.....	Fr.	20	15	0.75
	Kevin Holmes, East Stroudsburg.....	Fr.	20	15	0.75
	Brock Williams, Harding.....	Jr.	16	12	0.75
30.	Ross Allen, Florida Tech.....	Fr.	19	14	0.74
	Geoff Bloes, Shippensburg.....	Jr.	19	14	0.74
	Diogo Silvy, Lincoln Memorial.....	Sr.	19	14	0.74

Assists Per Game

Rank	Name, Team	Cl.	Games	Assists	APG
1.	Glenn Murphy, Montevallo.....	Jr.	20	20	1.00
2.	Jon Gruenewald, Rollins.....	So.	19	14	0.74
3.	Felipe Lawall, West Fla.....	Sr.	21	15	0.71
4.	Jose Batista, C.W. Post.....	So.	16	11	0.69
5.	John Cunliffe, Fort Lewis.....	Sr.	24	16	0.67
6.	Ryan Clancy, Dominican (N.Y.).....	Jr.	19	12	0.63
	Bojan Jovicic, Wis.-Parksides.....	Jr.	19	12	0.63
8.	Hailab Habtom, Clayton St.....	Jr.	19	11	0.58
9.	Cihan Nuhoglu, Pfeiffer.....	Sr.	14	8	0.57
10.	Frank Spanos, NYIT.....	Jr.	16	9	0.56
11.	Guilherme Fonseca, Shepherd.....	So.	18	10	0.56
	Leslie Osei, Rollins.....	Jr.	18	10	0.56
13.	Adam Arthur, Lander.....	Fr.	20	11	0.55
	Ryan Gay, Cal St. Bakersfield.....	So.	20	11	0.55
15.	Clark Bradford, Northeastern St.....	Fr.	19	10	0.53
	Alex Neve, Grand Canyon.....	Jr.	19	10	0.53
	Sun Potter, Midwestern St.....	Sr.	19	10	0.53
18.	Dennis Idrissa, Cal St. L.A.....	Jr.	23	12	0.52
19.	Jonathan Maloney, Montevallo.....	So.	20	10	0.50
	John Markey, Montevallo.....	So.	18	9	0.50
	Victor Pacheco, SIU Edwardsville.....	Sr.	22	11	0.50
	Luis Quintero, St. Leo.....	Jr.	16	8	0.50
	Jacob Rasbeck, Upper Iowa.....	So.	16	8	0.50
	Claudio Rico, Lincoln Memorial.....	Jr.	20	10	0.50
	Leonardo de Barros, Lincoln Memorial.....	So.	20	10	0.50
26.	Bill Haga, Wis.-Parksides.....	Sr.	21	10	0.48
	Brandon Swartzendruber, Midwestern St.....	Sr.	21	10	0.48
28.	Leandro Pereira, Lincoln Memorial.....	Fr.	19	9	0.47
29.	Dustin Allbery, Seattle.....	Jr.	17	8	0.47
	Phil Glaser, Bellarmine.....	Sr.	17	8	0.47
	Towa Manda, Cal St. Bakersfield.....	So.	17	8	0.47

Goals-Against Average

Rank	Name, Team	Cl.	Games	Min.	GA	GAA
1.	James Thorpe, Franklin Pierce.....	Jr.	20	1,806	9	0.448
	Jeremy Turner, Midwestern St.....	Jr.	16	1,122	6	0.481
3.	Ryan Cooper, S.C. Upstate.....	Sr.	16	1,475	8	0.488
4.	Tim Melia, Lynn.....	Jr.	16	1,457	8	0.494
5.	Andy Ortman, Northern Ky.....	Jr.	22	1,993	12	0.542
6.	Tyler Baldock, Carson-Newman.....	Sr.	15	1,311	8	0.549
7.	Billy Grady, Dowling.....	Sr.	19	1,552	10	0.580
8.	Brendan Lawless, Southern Conn. St... ..	Jr.	23	2,170	15	0.622
9.	Mark Jorgensen, Lenoir-Rhyne.....	Fr.	19	1,579	11	0.627
10.	Chad Becker, Rockhurst.....	So.	18	1,718	12	0.629
11.	Mark Owens, Presbyterian.....	Jr.	12	1,129	8	0.638
12.	Dan Frick, East Stroudsburg.....	Sr.	16	1,374	10	0.655
13.	Tom Donley, Fort Lewis.....	Sr.	24	2,146	16	0.671
14.	Ryan Robinson, Limestone.....	Jr.	20	1,870	15	0.722
15.	Garrett Daum, Lander.....	Jr.	19	1,713	14	0.735
16.	Tim Williamson, St. Michael's.....	Jr.	17	1,561	13	0.749
17.	Kyle Polak, Cal St. Dom. Hills.....	Sr.	22	1,868	17	0.819
18.	Ryan Richards, Mass.-Lowell.....	Fr.	17	1,654	16	0.870
19.	Brent Cole, Lincoln Memorial.....	Jr.	20	1,535	15	0.879
20.	Juan Garcia, West Fla.....	So.	16	1,527	15	0.884
21.	Dan Pelc, Southern N.H.....	Jr.	21	2,021	20	0.891
22.	Gil Ben Nachum, Incarnate Word.....	So.	20	1,811	18	0.894
23.	Chad Feerrar, Lock Haven.....	Jr.	16	1,404	14	0.897
24.	Chris Kirkweg, Truman.....	So.	12	1,085	11	0.912
25.	Robert Kelly, Dominican (N.Y.).....	Sr.	19	1,739	18	0.932
26.	Jamie Lieberman, Wis.-Parksides.....	Fr.	17	1,251	13	0.935
27.	Jordan Ivey, Metro St.....	Jr.	13	1,054	11	0.940
28.	Chase Smith, Mount Olive.....	Jr.	15	1,117	12	0.967
29.	Anthony Szymel, Lewis.....	So.	15	1,298	14	0.971
30.	Zach Hoette, Mo.-St. Louis.....	Sr.	18	1,571	17	0.974

Saves Per Game

Rank	Name, Team	Cl.	Games	Saves	SPG
1.	Dan Ford, St. Joseph's (Ind.).....	Sr.	17	158	9.29
2.	William Bloom, Ohio Valley.....	Jr.	12	97	8.08
3.	Dennis Amoateng, Bloomfield.....	Sr.	12	90	7.50
4.	Dan Mangat, Wilmington (Del.).....	Jr.	19	141	7.42
5.	Jon Humerick, Shippensburg.....	Sr.	15	111	7.40
6.	Garrett Shuler, Goldey-Beacom.....	So.	12	88	7.33
7.	Andrew Kurtz, Colo. Christian.....	Jr.	17	124	7.29
8.	Eric Carnes, Saginaw Valley.....	Jr.	11	77	7.00
	Jim Lebonitte, Eckerd.....	Jr.	8	56	7.00
10.	James Hilaire, New Haven.....	So.	20	133	6.65
11.	Boyan Yankulov, Dist. Columbia.....	Sr.	11	72	6.55
12.	Ettore Morelli, Molloy.....	So.	17	111	6.53
13.	Chris Clarke, Bridgeport.....	Sr.	13	84	6.46
14.	Francis Tucker, Columbia Union.....	So.	9	58	6.44
15.	Ivan Rodriguez, Concordia (N.Y.).....	Jr.	14	90	6.43
16.	Evan Griffin, Delta St.....	So.	14	84	6.00
	Nick Krywyj, Francis Marion.....	So.	11	66	6.00
18.	Brandon McQuillen, Slippery Rock.....	So.	18	107	5.94
19.	Andrew Minton, Ky. Wesleyan.....	Jr.	16	95	5.94
20.	Ezra Mendoza, San Fran. St.....	Sr.	15	89	5.93
21.	John Parsons, Davis & Elkins.....	Jr.	16	93	5.81
22.	Ryan Kratz, Kutztown.....	Jr.	20	116	5.80
23.	Peter Cappiello, St. Rose.....	Jr.	17	98	5.76
24.	Dylan Lawrence, Lees-McRae.....	So.	11	63	5.73
25.	David Harvey, Alderson-Broaddus.....	So.	14	79	5.64
26.	Brett Collier, St. Mary's (Tex.).....	Fr.	16	90	5.63
	Brent Wilson, Charleston (W.V.).....	Jr.	8	45	5.63
28.	Michael Murphy, American Int'l.....	Sr.	15	84	5.60
29.	Rocco Morelli, C.W. Post.....	Sr.	17	95	5.59
30.	Travis Haight, Mo. Southern St.....	Sr.	17	91	5.35

Save Percentage

Rank	Name, Team	Cl.	Games	Saves	GA	Pct.
1.	Ryan Cooper, S.C. Upstate.....	Sr.	16	63	8	.887
2.	Dan Frick, East Stroudsburg.....	Sr.	16	72	10	.878
3.	Mark Owens, Presbyterian.....	Jr.	12	55	8	.873
4.	Billy Grady, Dowling.....	Sr.	19	64	10	.865
5.	Ryan Robinson, Limestone.....	Jr.	20	92	15	.860
6.	James Thorpe, Franklin Pierce.....	Jr.	20	53	9	.855
7.	Dan Mangat, Wilmington (Del.).....	Jr.	19	141	25	.849
8.	Chad Becker, Rockhurst.....	So.	18	65	12	.844
9.	Jim Lebonitte, Eckerd.....	Jr.	8	56	11	.836
10.	Andy Ortman, Northern Ky.....	Jr.	22	60	12	.833
	Tim Williamson, St. Michael's.....	Jr.	17	65	13	.833
12.	James Hilaire, New Haven.....	So.	20	133	27	.831
13.	Drew Ryan, Humboldt St.....	So.	20	98	20	.831
14.	Brandon McQuillen, Slippery Rock.....	So.	18	107	22	.829
15.	Franco Carotenuto, Grand Canyon.....	So.	19	92	19	.829
16.	Tim Melia, Lynn.....	Jr.	16	38	8	.826
17.	Brendan Lawless, Southern Conn. St... ..	Jr.	23	71	15	.826
18.	Michael Murphy, American Int'l.....	Sr.	15	84	18	.824
19.	Dan Nadel, Post.....	So.	17	83	18	.822
20.	Garrett Daum, Lander.....	Jr.	19	64	14	.821
21.	Ezra Mendoza, San Fran. St.....	Sr.	15	89	20	.817
22.	Garrett Shuler, Goldey-Beacom.....	So.	13	88	20	.815
23.	David Harvey, Alderson-Broaddus.....	So.	15	79	18	.814
24.	Jamie Lieberman, Wis.-Parksides.....	Fr.	17	57	13	.814
25.	Jeremy Turner, Midwestern St.....	Jr.	16	26	6	.813
26.	Christian Nilsson, Hawaii Pacific.....	So.	16	77	18	.811
27.	Tyler Baldock, Carson-Newman.....	Sr.	15	34	8	.810
28.	Zach Hoette, Mo.-St. Louis.....	Sr.	18	72	17	.809
	Brandon Regan, Wheeling Jesuit.....	Jr.	15	72	17	.809
30.	Nick Stevens, St. Andrews.....	So.	22	97	23	.808

Division II Team Leaders

Scoring Offense

Rank	Team	Games	Goals	GPG
1.	Lenoir-Rhyne.....	21	79	3.76
2.	Dowling.....	24	84	3.50
3.	Rollins.....	19	65	3.42
4.	Fort Lewis.....	24	77	3.21
5.	Lincoln Memorial.....	20	64	3.20
6.	Midwestern St.....	21	65	3.10
7.	Wis.-Parkside.....	21	63	3.00
	West Fla.....	24	72	3.00
9.	Grand Canyon.....	20	59	2.95
10.	Carson-Newman.....	18	53	2.94
11.	Pitt.-Johnstown.....	18	51	2.83
12.	Montevallo.....	20	56	2.80
13.	Mercyhurst.....	21	58	2.76
14.	Lander.....	20	55	2.75
15.	Lynn.....	17	46	2.71
16.	Tiffin.....	18	47	2.61
17.	Mount Olive.....	20	52	2.60
18.	Pfeiffer.....	16	41	2.56
19.	Holy Family.....	19	48	2.53
20.	Seattle.....	21	53	2.52
21.	SIU Edwardsville.....	22	55	2.50
22.	Salem Int'l.....	16	38	2.38
23.	Caldwell.....	19	45	2.37
24.	East Stroudsburg.....	22	52	2.36
25.	St. Leo.....	17	40	2.35
26.	S.C. Upstate.....	18	42	2.33
27.	Florida Tech.....	19	43	2.26
28.	Christian Bros.....	18	40	2.22
	Tampa.....	18	40	2.22
30.	Cal St. Bakersfield.....	20	44	2.20

Goals-Against Average

Rank	Team	Games	Min.	GA	GAA
1.	Franklin Pierce.....	22	2,040	10	0.44
2.	Carson-Newman.....	18	1,691	10	0.53
3.	East Stroudsburg.....	22	2,108	13	0.56
4.	Dowling.....	24	2,079	13	0.56
5.	Northern Ky.....	22	2,054	13	0.57
6.	Lynn.....	17	1,547	10	0.58
7.	Lenoir-Rhyne.....	21	1,910	13	0.61
8.	Southern Conn. St.....	23	2,170	15	0.62
9.	S.C. Upstate.....	18	1,720	12	0.63
10.	Rockhurst.....	18	1,718	12	0.63
11.	Fort Lewis.....	24	2,203	16	0.65
12.	St. Michael's.....	20	1,885	14	0.67
13.	Limestone.....	22	2,110	18	0.77
14.	West Fla.....	24	2,247	20	0.80
15.	Wis.-Parkside.....	21	1,961	18	0.83
16.	Lock Haven.....	24	2,259	21	0.84
17.	Presbyterian.....	14	1,285	12	0.84
18.	Midwestern St.....	21	1,922	18	0.84
19.	Cal St. Dom. Hills.....	23	2,128	20	0.85
20.	Truman.....	18	1,684	16	0.85
21.	Mass.-Lowell.....	17	1,670	16	0.86
22.	Lincoln Memorial.....	20	1,865	18	0.87
23.	Lander.....	20	1,860	18	0.87
24.	Caldwell.....	19	1,740	17	0.88
25.	Southern N.H.....	21	2,021	20	0.89
26.	Incarnate Word.....	21	1,968	20	0.91
27.	Lewis.....	19	1,747	18	0.93
28.	Colorado Mines.....	21	1,923	20	0.94
29.	Humboldt St.....	20	1,905	20	0.95
30.	SIU Edwardsville.....	22	2,044	22	0.97

Shutout Percentage

Rank	Team	Games	Shutouts	Pct.
1.	Franklin Pierce.....	22	15	0.68
2.	Carson-Newman.....	18	11	0.61
3.	Lynn.....	17	10	0.59
4.	Dowling.....	24	14	0.58
	Fort Lewis.....	24	14	0.58
6.	S.C. Upstate.....	18	10	0.56
7.	St. Michael's.....	20	11	0.55
8.	Northern Ky.....	22	12	0.55
	East Stroudsburg.....	22	12	0.55
10.	Mass.-Lowell.....	17	9	0.53
11.	Wis.-Parkside.....	21	11	0.52
	Midwestern St.....	21	11	0.52
	Lenoir-Rhyne.....	21	11	0.52
14.	Mo.-St. Louis.....	18	9	0.50
	Lander.....	20	10	0.50
	Metro St.....	22	11	0.50
17.	Southern Conn. St.....	23	11	0.48
18.	Slippery Rock.....	20	9	0.45
19.	Rockhurst.....	18	8	0.44
20.	Cal St. Dom. Hills.....	23	10	0.43
21.	Mercyhurst.....	21	9	0.43
22.	Cal St. Chico.....	19	8	0.42
	Dominican (N.Y.).....	19	8	0.42
24.	St. Andrews.....	22	9	0.41
	Limestone.....	22	9	0.41
26.	Humboldt St.....	20	8	0.40
	Queens (N.C.).....	20	8	0.40
	Montevallo.....	20	8	0.40
	Lincoln Memorial.....	20	8	0.40
	Grand Canyon.....	20	8	0.40
	Mount Olive.....	20	8	0.40

Save Percentage

Rank	Team	Saves	GA	Pct.
1.	East Stroudsburg.....	121	13	.903
2.	Dowling.....	85	13	.867
3.	Franklin Pierce.....	63	10	.863
4.	Limestone.....	109	18	.858
5.	St. Michael's.....	84	14	.857
6.	S.C. Upstate.....	70	12	.854
7.	Rockhurst.....	67	12	.848
8.	Wilmington (Del.).....	149	27	.847
9.	Presbyterian.....	66	12	.846
10.	Humboldt St.....	106	20	.841
11.	Northern Ky.....	66	13	.835
12.	New Haven.....	135	27	.833
13.	Lock Haven.....	104	21	.832
14.	Southern Conn. St.....	74	15	.831
15.	American Int'l.....	107	22	.829
16.	C.W. Post.....	117	25	.824
17.	Post.....	106	23	.822
18.	Slippery Rock.....	118	26	.819
19.	Grand Canyon.....	94	21	.817
	Alderson-Broaddus.....	94	21	.817
21.	San Fran. St.....	127	29	.814
22.	Fort Lewis.....	70	16	.814
23.	S.C.-Aiken.....	100	23	.813
24.	Lenoir-Rhyne.....	56	13	.812
25.	St. Andrews.....	99	23	.811
26.	Carson-Newman.....	43	10	.811
	St. Edward's.....	86	20	.811
28.	Eckerd.....	103	24	.811
29.	Lewis.....	77	18	.811
30.	Cal St. Bakersfield.....	83	20	.806

Winning Percentage

Rank	Team	Won	Lost	Tied	*Pct.
1.	Dowling.....	22	0	2	.958
2.	Lenoir-Rhyne.....	19	1	1	.929
3.	West Fla. Fort Lewis.....	20	1	3	.896
5.	Lynn.....	15	2	0	.882
6.	Midwestern St.....	18	2	1	.881
7.	Franklin Pierce.....	17	2	3	.841
	East Stroudsburg.....	17	2	3	.841
9.	Carson-Newman.....	14	2	2	.833
10.	Lincoln Memorial.....	15	2	3	.825
	Lander.....	16	3	1	.825
12.	Mercyhurst.....	17	4	0	.810
13.	Southern Conn. St.....	17	3	3	.804
14.	Northern Ky.	16	3	3	.795

Rank	Team	Won	Lost	Tied	*Pct.
15.	SIU Edwardsville.....	15	4	3	.750
	S.C. Upstate.....	12	3	3	.750
17.	Incarinate Word.....	14	4	3	.738
18.	Lock Haven.....	17	6	1	.729
19.	Limestone.....	13	3	6	.727
20.	Montevallo.....	14	5	1	.725
	West Chester.....	14	5	1	.725
22.	Wis.-Parksides.....	13	4	4	.714
23.	Dominican (N.Y.).....	12	4	3	.711
24.	Cal St. Bakersfield.....	13	5	2	.700
	Belmont Abbey.....	13	5	2	.700
	Grand Canyon.....	14	6	0	.700
	C.W. Post.....	12	4	4	.700
28.	Sonoma St.....	14	6	1	.690
29.	Rollins.....	13	6	0	.684
30.	Presbyterian.....	8	3	3	.679

*Ties computed as half won, half lost.

Division III Individual Leaders

Points Per Game

Rank	Name, Team	Cl.	Gms.	Goals	Asst.	Pts.	PPG
1.	Ryan Mangano, Medaille.....	Sr.	22	34	24	92	4.18
2.	Drew Griffin, Piedmont.....	Jr.	17	29	6	64	3.76
3.	Derek Mosely, Phila. Biblical.....	Jr.	24	29	23	81	3.38
4.	Randy Sturm, DeSales.....	Sr.	21	27	10	64	3.05
5.	Adam Lunger, Dallas.....	So.	19	25	6	56	2.95
6.	Nicholas Cookston, Dubuque.....	So.	18	22	5	49	2.72
7.	Harrison Kibombolugujjo, Wartburg.....	Sr.	23	28	6	62	2.70
8.	Kevin Fann, Webster.....	So.	18	19	9	47	2.61
9.	Peter Jarbo, Lincoln (Pa.).....	Jr.	13	14	5	33	2.54
10.	Nick Noel, DePauw.....	Sr.	18	17	11	45	2.50
11.	Brent Benner, Cabrini.....	Sr.	17	18	6	42	2.47
12.	Dan Marra, Wentworth Inst.....	Sr.	16	14	11	39	2.44
13.	Phillip Buffington, Mississippi Col.....	So.	17	17	7	41	2.41
14.	Andrew Thorne, Chestnut Hill.....	Fr.	20	21	4	46	2.30
15.	Adam Rogers, St. Joseph's (L.I.).....	Fr.	18	18	5	41	2.28
16.	Matt Kochanowski, Dominican (Ill.).....	So.	24	21	12	54	2.25
	Bryan Pierzga, Penn St.-Altoona.....	Jr.	20	17	11	45	2.25
	Daniel Schlegel, Phila. Biblical.....	Jr.	24	20	14	54	2.25
19.	Danner Mardsen, Oglethorpe.....	Fr.	18	17	6	40	2.22
20.	Ernard Pellumbi, CCNY.....	Sr.	14	15	1	31	2.21
21.	Dane Arand, Fontbonne.....	Sr.	20	18	8	44	2.20
22.	Arnes Rodriguez, Dominican (Ill.).....	Fr.	22	15	17	47	2.14
23.	Andrew Wheeler, York (Pa.).....	Jr.	23	19	11	49	2.13
24.	Gubio Henrique, Wis.-Superior.....	Fr.	17	17	2	36	2.12
	Tom Talarico, Albright.....	So.	17	18	0	36	2.12
26.	Scott Filla, Webster.....	Jr.	18	14	10	38	2.11
	Alex Van der Sluijs, Wilmington (Ohio).....	Sr.	18	15	8	38	2.11
28.	Sinisa Bajic, Southern Me.....	So.	17	15	5	35	2.06
	Jorge Pradilla, Piedmont.....	Fr.	17	11	13	35	2.06
30.	Ross Schunk, Redlands.....	So.	22	21	3	45	2.05

Goals Per Game

Rank	Name, Team	Cl.	Games	Goals	GPG
1.	Drew Griffin, Piedmont.....	Jr.	17	29	1.71
2.	Ryan Mangano, Medaille.....	Sr.	22	34	1.55
3.	Adam Lunger, Dallas.....	So.	19	25	1.32
4.	Randy Sturm, DeSales.....	Sr.	21	27	1.29
5.	Nicholas Cookston, Dubuque.....	So.	18	22	1.22
6.	Harrison Kibombolugujjo, Wartburg.....	Sr.	23	28	1.22
7.	Derek Mosely, Phila. Biblical.....	Jr.	24	29	1.21
8.	Peter Jarbo, Lincoln (Pa.).....	Jr.	13	14	1.08
9.	Ernard Pellumbi, CCNY.....	Sr.	14	15	1.07
10.	Brent Benner, Cabrini.....	Sr.	17	18	1.06
	Tom Talarico, Albright.....	So.	17	18	1.06
12.	Kevin Fann, Webster.....	So.	18	19	1.06
13.	Andrew Thorne, Chestnut Hill.....	Fr.	20	21	1.05
14.	Phillip Buffington, Mississippi Col.....	So.	17	17	1.00
	Gubio Henrique, Wis.-Superior.....	Fr.	17	17	1.00
	Adam Rogers, St. Joseph's (L.I.).....	Fr.	18	18	1.00
17.	Ross Schunk, Redlands.....	So.	22	21	0.95
18.	Danner Mardsen, Oglethorpe.....	Fr.	18	17	0.94
	Nick Noel, DePauw.....	Sr.	18	17	0.94
20.	Dane Arand, Fontbonne.....	Sr.	20	18	0.90

Rank	Name, Team	Cl.	Games	Goals	GPG
21.	Sinisa Bajic, Southern Me.....	So.	17	15	0.88
22.	Scott Hall, Benedictine (Ill.).....	Jr.	16	14	0.88
	Matt Kochanowski, Dominican (Ill.).....	So.	24	21	0.88
	Dan Marra, Wentworth Inst.....	Sr.	16	14	0.88
	Todd Sheridan, Stevens Institute.....	Fr.	16	14	0.88
26.	Chris Marshall, Chapman.....	Jr.	15	13	0.87
	Andrew Whilby, Farmingdale.....	Jr.	15	13	0.87
28.	Bill Anthes, Montclair St.....	Sr.	21	18	0.86
29.	Bob McNees, Grove City.....	Sr.	20	17	0.85
	Brian Nord, Concordia (Wis.).....	Jr.	20	17	0.85
	Bryan Pierzga, Penn St.-Altoona.....	Jr.	20	17	0.85

Assists Per Game

Rank	Name, Team	Cl.	Games	Assists	APG
1.	Ryan Mangano, Medaille.....	Sr.	22	24	1.09
2.	Derek Mosely, Phila. Biblical.....	Jr.	24	23	0.96
3.	Gary Boughton, Medaille.....	Fr.	22	21	0.95
4.	Josh Rosendahl, Oglethorpe.....	Sr.	19	15	0.79
5.	Arnes Rodriguez, Dominican (Ill.).....	Fr.	22	17	0.77
6.	Jorge Pradilla, Piedmont.....	Fr.	17	13	0.76
7.	Chris Johnson, Beloit.....	Sr.	16	11	0.69
	Dan Marra, Wentworth Inst.....	Sr.	16	11	0.69
	Michael Muller, Oglethorpe.....	So.	16	11	0.69
10.	Derek Shaw, Chris. Newport.....	Sr.	22	15	0.68
11.	Mike Devine, Chestnut Hill.....	Sr.	20	13	0.65
	Mark Misiak, Plattsburgh St.....	Sr.	20	13	0.65
13.	David Arthurs, St. Joseph's (L.I.).....	Jr.	17	11	0.65
	Patricio Cuvi, CCNY.....	So.	17	11	0.65
15.	Cory Cwiklinski, Medaille.....	Sr.	19	12	0.63
	Joe Starvaggi, Lake Erie.....	So.	19	12	0.63
17.	Doug Cole, St. Joseph's (L.I.).....	Fr.	16	10	0.63
18.	Pat Baldiserra, Rutgers-Camden.....	Jr.	21	13	0.62
	Ben Stewart, Trinity (Tex.).....	Jr.	21	13	0.62
20.	Nick Noel, DePauw.....	Sr.	18	11	0.61
21.	German Reyes, DeSales.....	So.	20	12	0.60
22.	Daniel Schlegel, Phila. Biblical.....	Jr.	24	14	0.58
23.	Corey Miller, Simpson.....	Fr.	19	11	0.58
24.	Matt Abate, Arcadia.....	Sr.	21	12	0.57
	Andy Rudroff, Webster.....	Fr.	14	8	0.57
26.	Danny Aviles, Chapman.....	Sr.	16	9	0.56
	Tim Morris, Penn St.-Altoona.....	Fr.	16	9	0.56
28.	Scott Filla, Webster.....	Jr.	18	10	0.56
	Ryan Potter, LeTourneau.....	Sr.	18	10	0.56
	David Ramos, Schreiner.....	Sr.	18	10	0.56

Goals-Against Average

Rank	Name, Team	Cl.	Games	Min.	GA	GAA
1.	Jared Wheeler, UC Santa Cruz.....	Jr.	22	1,932	5	0.233
2.	Konrad Karasek, Case Reserve.....	So.	14	1,174	4	0.307
3.	Jamison Dague, Ohio Wesleyan.....	Jr.	22	2,005	7	0.314
4.	Paucal Venter, Augsburg.....	So.	18	1,650	6	0.327
5.	Tyler Garry, Gust. Adolphus.....	Sr.	21	1,861	7	0.338
6.	Thomas Anderson, Concordia (Wis.).....	Fr.	19	1,313	5	0.343
7.	Peter Van Sant, Puget Sound.....	Jr.	18	1,660	7	0.380

Rank	Name, Team	Cl.	Games	Min.	GA	GAA
8.	Matt Talbot, Clark (Mass.).....	Sr.	17	1,585	7	0.397
9.	Kyle Marks, York (Pa.).....	So.	23	2,001	9	0.405
10.	Dan Coble, Johns Hopkins.....	Sr.	23	2,116	10	0.425
11.	Piotr Sliwa, Dominican (Ill.).....	So.	24	1,861	9	0.435
12.	Dustin Shambach, Messiah.....	Sr.	23	1,829	9	0.443
13.	Jeff Castiglione, Williams.....	Sr.	15	1,342	7	0.470
14.	Ted Sheedy, Wash. & Lee.....	Jr.	15	1,280	7	0.492
15.	Greg Foote, Central (Iowa).....	So.	14	1,215	7	0.519
16.	John San Filippo, Plattsburgh St.....	So.	16	1,366	8	0.527
17.	John Smelcer, Washington-St. Louis.....	Fr.	17	1,516	9	0.534
18.	Craig Yanni, Medaille.....	Jr.	21	1,642	10	0.548
19.	Michael Amerman, Hope.....	Jr.	19	1,440	9	0.563
20.	Aaron Collins, Ohio Northern.....	So.	17	1,569	10	0.574
21.	Jeff Grover, Amherst.....	So.	15	1,250	8	0.576
22.	Andy Roraff, Redlands.....	Jr.	21	1,863	12	0.580
23.	Nick Mele, Montclair St.....	So.	19	1,703	11	0.581
24.	Ryan Sutcliffe, Swarthmore.....	Jr.	16	1,215	8	0.592
25.	Matthew Bazin, Carnegie Mellon.....	So.	19	1,661	11	0.596
26.	Renato Corte, N.C. Wesleyan.....	Fr.	18	1,498	10	0.601
27.	Matt Shephard, Wartburg.....	So.	23	1,942	13	0.602
28.	Edward Hunt, Wesley.....	Sr.	17	1,455	10	0.619
29.	Mattias van't Hoenderdaal, Phila. Biblical.....	So.	24	2,000	14	0.630
30.	Chris Celentano, Stevens Institute.....	Sr.	20	1,565	11	0.632

Saves Per Game

Rank	Name, Team	Cl.	Games	Saves	SPG
1.	Israel Nery, Southern Vt.....	Fr.	13	140	10.77
2.	Tanner Taylor, Rockford.....	Fr.	6	63	10.50
3.	Dave Freisleben, Ripon.....	Sr.	14	143	10.21
4.	Eric Van Dixhorn, Wis. Lutheran.....	Jr.	18	182	10.11
5.	Danny Reynolds, Marywood.....	So.	14	134	9.57
6.	Mike Birkin, Wells.....	Fr.	15	141	9.40
7.	Imad Elkatrib, Lesley.....	Fr.	14	131	9.36
8.	Ryan O'Keefe, Adrian.....	Sr.	18	168	9.33
9.	Kyle Reiss, Mt. St. Mary (N.Y.).....	Jr.	12	112	9.33
10.	Philip Joyce, Elms.....	So.	12	107	8.92
11.	Mark Coney, Thiel.....	Sr.	17	151	8.88
12.	Michael Giordano, Brooklyn.....	Sr.	15	132	8.80
13.	Ryan Condon, Lakeland.....	Jr.	16	140	8.75
14.	Craig Van Tuyl, Daniel Webster.....	Jr.	12	104	8.67
15.	Steve Richtmyer, Delaware Valley.....	Fr.	13	110	8.46
16.	Brad Hofmann, Monmouth (Ill.).....	Sr.	16	135	8.44
17.	Steven Stevenson, Bard.....	So.	16	135	8.44
18.	Russell Beckwith, Thomas (Me.).....	Fr.	10	84	8.40
19.	Matt Patrick, D'Youville.....	So.	10	83	8.30

Division III Team Leaders

Scoring Offense

Rank	Team	Games	Goals	GPG
1.	Medaille.....	22	110	5.00
2.	Phila. Biblical.....	24	107	4.46
3.	Dallas.....	19	84	4.42
4.	Stevens Institute.....	21	86	4.10
5.	Trinity (Tex.).....	21	83	3.95
6.	Oglethorpe.....	19	70	3.68
7.	Dominican (Ill.).....	24	87	3.63
8.	N.C. Wesleyan.....	21	75	3.57
9.	Piedmont.....	18	62	3.44
10.	UC Santa Cruz.....	23	75	3.26
11.	Chestnut Hill.....	20	65	3.25
12.	Maryville (Tenn.).....	19	61	3.21
13.	Salem St.....	20	64	3.20
14.	Messiah.....	23	73	3.17
15.	Penn St.-Altoona.....	20	63	3.15
16.	Chris. Newport.....	22	69	3.14
17.	St. Joseph's (L.I.).....	19	57	3.00
18.	Emerson.....	19	56	2.95
19.	Wartburg.....	23	67	2.91
20.	Mississippi Col.....	22	64	2.91
21.	Eastern.....	20	58	2.90
22.	Webster.....	18	52	2.89
23.	Cabrini.....	19	54	2.84
24.	Mary Washington.....	19	53	2.79

Rank	Name, Team	Cl.	Games	Saves	SPG
20.	Chris LeMoine, Louisiana Col.....	Sr.	16	131	8.19
21.	Ben Phelps, Averett.....	Fr.	16	129	8.06
22.	Brad Davis, Waynesburg.....	So.	17	137	8.06
23.	Jason Baker, LaGrange.....	Jr.	15	120	8.00
	Zach Natale, Mass. Liberal Arts.....	Sr.	16	128	8.00
	Kyle Wanamaker, Lincoln (Pa.).....	Sr.	14	112	8.00
26.	Travis Siebert, Greenville.....	Sr.	19	151	7.95
27.	Alex Dreyer, Marian (Wis.).....	Jr.	17	135	7.94
28.	Brian Hicks, Old Westbury.....	Jr.	17	133	7.82
29.	Kurt Ginthwain, Salve Regina.....	Fr.	20	152	7.60
	Matt Kavanugh, Maritime (N.Y.).....	Jr.	15	114	7.60

Save Percentage

Rank	Name, Team	Cl.	Games	Saves	GA	Pct.
1.	Pascal Venter, Augsburg.....	So.	18	99	6	.943
2.	Konrad Karasek, Case Reserve.....	So.	14	51	4	.927
3.	Thomas Anderson, Concordia (Wis.).....	Fr.	19	59	5	.922
4.	Tyler Garry, Gust. Adolphus.....	Sr.	21	81	7	.920
5.	Jamison Dague, Ohio Wesleyan.....	Jr.	22	72	7	.911
6.	Jared Wheeler, UC Santa Cruz.....	Jr.	22	49	5	.907
7.	Kyle Reiss, Mt. St. Mary (N.Y.).....	Jr.	14	112	13	.896
8.	Dan Coble, Johns Hopkins.....	Sr.	23	86	10	.896
	Edward Hunt, Wesley.....	Sr.	17	86	10	.896
10.	Kyle Marks, York (Pa.).....	So.	23	77	9	.895
11.	Matt Talbot, Clark (Mass.).....	Sr.	17	59	7	.894
	Peter Van Sant, Puget Sound.....	Jr.	18	59	7	.894
13.	Julian Dutton, Lasell.....	Fr.	12	91	11	.892
14.	Travis Siebert, Greenville.....	Sr.	19	151	19	.888
15.	Steven Stevenson, Bard.....	So.	16	135	17	.888
16.	Jay Barney, Eastern Conn. St.....	Jr.	15	78	10	.886
17.	Mattias van't Hoenderdaal, Phila. Biblical.....	So.	24	106	14	.883
18.	Eddie Palomba, Framingham St.....	Jr.	17	98	13	.883
19.	Christopher Feltes, Colby-Sawyer.....	Fr.	14	105	14	.882
20.	David Cunningham, Rutgers-Camden.....	Sr.	19	97	13	.882
21.	Philip Joyce, Elms.....	So.	13	107	15	.877
22.	Pete Van Dellon, Hobart.....	So.	12	64	9	.877
23.	Dan Ballard, Gwynedd-Mercy.....	Sr.	13	70	10	.875
24.	Rob Kramer, Union (N.Y.).....	So.	16	62	9	.873
25.	Mike Hasson, Dallas.....	Jr.	15	81	12	.871
26.	Justin Dittmar, Wis.-Superior.....	Sr.	15	67	10	.870
27.	Michael Amerman, Hope.....	Jr.	19	60	9	.870
28.	Anthony Clemente, Rowan.....	Sr.	19	126	19	.869
29.	Matt Sundberg, St. John's (Minn.).....	Jr.	18	78	12	.867
30.	Matthew Bazin, Carnegie Mellon.....	So.	19	71	11	.866

Rank	Team	Games	Goals	GPG
25.	DePauw.....	18	50	2.78
26.	Montclair St.....	22	60	2.73
27.	Carleton.....	18	48	2.67
	Hunter.....	18	48	2.67
29.	Beloit.....	16	42	2.63
30.	Chapman.....	18	47	2.61
	Wis.-Superior.....	18	47	2.61
	Alfred.....	18	47	2.61

Goals-Against Average

Rank	Team	Games	Min.	GA	GAA
1.	UC Santa Cruz.....	23	2,067	5	0.22
2.	Ohio Wesleyan.....	22	2,104	7	0.30
3.	Augsburg.....	19	1,791	6	0.30
4.	Puget Sound.....	18	1,660	7	0.38
5.	Clark (Mass.).....	17	1,609	7	0.39
6.	York (Pa.).....	24	2,252	10	0.40
7.	Messiah.....	23	2,018	9	0.40
8.	Gust. Adolphus.....	22	2,016	9	0.40
9.	Johns Hopkins.....	23	2,116	10	0.43
10.	N.C. Wesleyan.....	21	2,003	10	0.45
11.	Williams.....	17	1,599	8	0.45
12.	Case Reserve.....	21	1,980	10	0.45
13.	Plattsburgh St.....	20	1,867	10	0.48

Rank	Team	Games	Min.	GA	GAA
14.	Washington-St. Louis.....	18	1,674	9	0.48
15.	Dominican (Ill.).....	24	2,210	12	0.49
16.	Medaille.....	22	1,955	11	0.51
17.	Wash. & Lee.....	17	1,570	9	0.52
18.	Central (Iowa).....	21	1,960	12	0.55
19.	Montclair St.....	22	2,021	13	0.58
20.	Redlands.....	22	1,999	13	0.59
21.	Hope.....	20	1,831	12	0.59
22.	Ohio Northern.....	24	2,272	15	0.59
23.	Transylvania.....	18	1,662	11	0.60
24.	Wartburg.....	23	2,110	14	0.60
25.	Phila. Biblical.....	24	2,109	14	0.60
26.	Penn St.-Altoona.....	20	1,865	13	0.63
27.	Carnegie Mellon.....	19	1,710	12	0.63
28.	Denison.....	20	1,846	13	0.63
29.	St. John's (Minn.).....	18	1,692	12	0.64
30.	Babson.....	23	2,099	15	0.64

Rank	Team	Saves	GA	Pct.
6.	Clark (Mass.).....	63	7	.900
7.	Johns Hopkins.....	89	10	.899
8.	Puget Sound.....	60	7	.896
9.	York (Pa.).....	83	10	.892
10.	Framingham St.....	105	13	.890
11.	Rutgers-Camden.....	129	17	.884
12.	Case Reserve.....	75	10	.882
13.	Eastern Conn. St.....	101	14	.878
14.	N.C. Wesleyan.....	72	10	.878
15.	Husson.....	115	16	.878
16.	St. John's (Minn.).....	83	12	.874
17.	Greenville.....	179	26	.873
18.	Bard.....	158	24	.868
19.	Concordia (Wis.).....	111	17	.867
20.	Dallas.....	90	14	.865
21.	St. Scholastica.....	121	19	.864
22.	Wis. Lutheran.....	188	30	.862
23.	Central (Iowa).....	75	12	.862
24.	North Park.....	81	13	.862
25.	Medaille.....	68	11	.861
26.	Carnegie Mellon.....	74	12	.860
27.	DeSales.....	122	20	.859
28.	Montclair St.....	79	13	.859
29.	Hamline.....	96	16	.857
	Hope.....	72	12	.857
	Wartburg.....	84	14	.857

Shutout Percentage

Rank	Team	Games	Shutouts	Pct.
1.	UC Santa Cruz.....	23	20	0.87
2.	Augsburg.....	19	14	0.74
3.	Puget Sound.....	18	13	0.72
4.	Medaille.....	22	15	0.68
	Gust. Adolphus.....	22	15	0.68
	Ohio Wesleyan.....	22	15	0.68
7.	N.C. Wesleyan.....	21	14	0.67
8.	Williams.....	17	11	0.65
9.	Merchant Marine.....	19	12	0.63
10.	York (Pa.).....	24	15	0.63
11.	Case Reserve.....	21	13	0.62
	Central (Iowa).....	21	13	0.62
13.	Union (N.Y.).....	18	11	0.61
	Wis.-Superior.....	18	11	0.61
15.	Johns Hopkins.....	23	14	0.61
16.	Bowdoin.....	15	9	0.60
	Plattsburgh St.....	20	12	0.60
	Denison.....	20	12	0.60
19.	Redlands.....	22	13	0.59
20.	Clark (Mass.).....	17	10	0.59
	Wash. & Lee.....	17	10	0.59
22.	Phila. Biblical.....	24	14	0.58
	Dominican (Ill.).....	24	14	0.58
24.	Carnegie Mellon.....	19	11	0.58
	Maryville (Tenn.).....	19	11	0.58
26.	Messiah.....	23	13	0.57
	Wartburg.....	23	13	0.57
	Babson.....	23	13	0.57
29.	Keuka.....	16	9	0.56
30.	Washington-St. Louis.....	18	10	0.56
	Eastern Conn. St.....	18	10	0.56
	Transylvania.....	18	10	0.56


Save Percentage

Rank	Team	Saves	GA	Pct.
1.	Augsburg.....	104	6	.945
2.	Ohio Wesleyan.....	77	7	.917
3.	UC Santa Cruz.....	52	5	.912
4.	Gust. Adolphus.....	89	9	.908
5.	Phila. Biblical.....	131	14	.903

Winning Percentage

Rank	Team	Won	Lost	Tied	*Pct.
1.	York (Pa.).....	21	0	3	.938
2.	Messiah.....	21	1	1	.935
3.	Medaille.....	20	1	1	.932
	Montclair St.....	20	1	1	.932
5.	Stevens Institute.....	18	0	3	.929
	Trinity (Tex.).....	19	1	1	.929
7.	UC Santa Cruz.....	21	2	0	.913
8.	Redlands.....	20	2	0	.909
9.	Williams.....	14	1	2	.882
10.	Dominican (Ill.).....	20	2	2	.875
11.	Johns Hopkins.....	19	2	2	.870
12.	Case Reserve.....	17	2	2	.857
	N.C. Wesleyan.....	17	2	2	.857
14.	Wartburg.....	19	3	1	.848
15.	Wentworth Inst.....	13	2	1	.844
16.	Dallas.....	15	2	2	.842
17.	Gust. Adolphus.....	18	3	1	.841
18.	Phila. Biblical.....	20	4	0	.833
19.	Ohio Wesleyan.....	15	1	6	.818
20.	Transylvania.....	14	3	1	.806
21.	St. Norbert.....	15	3	2	.800
	Plattsburgh St.....	15	3	2	.800
23.	North Park.....	14	3	2	.789
24.	Puget Sound.....	13	3	2	.778
	Wis.-Superior.....	13	3	2	.778
26.	Penn St.-Altoona.....	15	4	1	.775
	Rose-Hulman.....	15	4	1	.775
28.	Ohio Northern.....	16	3	5	.771
29.	Wash. & Lee.....	12	3	2	.765
	Amherst.....	12	3	2	.765

*Ties computed as half won, half lost.



Men's Coaching Records

All-Divisions Coaching Records

Winningest All-Time by Percentage ...74

Winningest All-Time by Victories74

Division I Coaching Records

Winningest Active by Percentage75

Winningest Active by Victories75

Winningest All-Time by Percentage ...76

Winningest All-Time by Victories76

Division II Coaching Records

Winningest Active by Percentage77

Winningest Active by Victories77

Winningest All-Time by Percentage ...78

Winningest All-Time by Victories78

Division III Coaching Records

Winningest Active by Percentage79

Winningest Active by Victories79

Winningest All-Time by Percentage ...80

Winningest All-Time by Victories80



All-Divisions Coaching Records

In statistical rankings, the rounding of percentages and/or averages may indicate ties where none exist. In these cases, the numerical order of the rankings is accurate. Ties counted as half won, half lost.

Winningest Coaches All-Time

BY PERCENTAGE

(Minimum 10 years as a head coach at an NCAA school; includes all victories as coach at a four-year institution.)

Coach, Team(s)	Yrs.	Won	Lost	Tied	Pct.
1. *Dave Brandt (Messiah 1997-06).....	10	203	21	10	.889
2. Gus Donoghue (San Francisco 1946-60).....	15	121	12	14	.871
3. Gene Kenney (Michigan St. 1956-69).....	14	120	13	13	.866
4. *Shaun Pendleton (Charleston [W.V.] 1989-90; Lynn 91-06).....	18	305	47	13	.853
5. Ed (Jock) Stewart (UCLA 1949-66).....	18	194	29	12	.851
6. Jerry Yeagley (Indiana 1973-03).....	31	544	101	45	.821
7. *Matt Smith (Johns Hopkins 1993-06).....	14	222	41	19	.821
8. *Jay Martin (Ohio Wesleyan 1977-06).....	30	515	99	42	.817
9. *Paul McGinlay (Trinity [Tex.] 1991-06).....	16	259	53	19	.811
10. Sigi Schmid (UCLA 1980-98).....	19	322	63	33	.810
11. Bill Jeffery (Penn St. 1926-52).....	27	151	25	29	.807
12. Bruce Arena (Virginia 1978-95).....	18	295	59	31	.806
13. *Arthur Skip Roderick (Elizabethtown 1983-06).....	24	401	91	41	.791
14. Harry Keough (St. Louis 1967-82).....	16	213	50	23	.785
15. Bob Guelker (St. Louis 1959-66; SIU Edwardsville 67-85).....	27	311	77	26	.783
16. *Michael Russo (Williams 1979-06).....	28	342	80	42	.782
17. *Ray Reid (Southern Conn. St. 1989-96; Connecticut 1997-06).....	18	292	73	32	.776
18. *Dan Gilmore (Rowan 1976-06).....	31	490	126	45	.775
19. *Erick Baumann (Dominican [Ill.] 1995-06).....	12	200	53	14	.775
20. *Greg Hooks (Charleston [W.V.] 1991-94; S.C. Upstate 95-06).....	16	238	62	20	.775
21. I.M. Ibrahim (Clemson 1967-94).....	28	388	102	31	.774
22. Jim Bullington (Loyola [Md.] 1964-79).....	16	178	48	12	.773
Tom Fitzgerald (Tampa 1987-95; UCLA 02-03; Tampa 2004).....	12	176	46	16	.773
24. *Tony Tocco (Rockhurst 1970-73, 75-06).....	36	539	143	45	.772
25. *Schellas Hyndman (Eastern Ill. 1977-83; SMU 84-06).....	30	452	117	47	.772
26. Doyle Royal (Maryland 1946-73).....	28	217	58	18	.771
27. *Matt Cushing (Wheaton [Mass.] 1994-06).....	13	200	52	22	.770
28. Glenn Warner (Maryland 1941; Navy 46-75).....	31	251	65	33	.766
29. *Toby Bares (Wis.-Oshkosh 1984-06).....	23	303	87	33	.755
30. Bob Hartwell (Babson 1967-77).....	11	118	34	14	.753
31. Joe Bean (Quinnipiac 1962-64; Bridgeport 65-68; Wheaton [Ill.] 69-06).....	45	607	185	61	.747
32. *Lenny Armuth (Drew 1994-06).....	13	199	62	17	.746
33. Bill Lytton (Belhaven 1974-83).....	10	60	20	2	.744
34. John Kurty (Westfield St. 1966-77, 89).....	13	159	51	12	.743
35. Jeff Tipping (Muhlenberg 1986-01).....	16	225	71	21	.743
36. *Sonny Travis (Centre 1986-88; Va. Wesleyan 89-06).....	21	294	92	37	.739
37. John Rootes (Southern N.H. 1988-97; Clayton St. 98-03; SCAD 04-05).....	17	245	81	19	.738
38. John Cunningham (Bethany [W.V.] 1968-00).....	33	370	123	28	.737
39. Stephen Negoesco (San Francisco 1962-00).....	39	540	172	66	.737
40. Layton Shoemaker (Barrington 1967-72; Messiah 73-96).....	30	369	125	24	.736
41. George Logan (San Diego St. 1968-81).....	14	148	48	17	.735
42. *Steven Smith (Hope 1990-06).....	17	238	79	23	.734
43. *Dave Masur (Montclair St. 1987-90; St. John's [N.Y.] 91-06).....	20	296	92	51	.732
44. *Michael Parker (Lock Haven 1976-83; UNC Greensboro 1984-06).....	31	467	163	25	.732
45. Rick Stottler (Florida Tech 1986-99).....	14	190	66	12	.731
46. Rich Dell (TCNJ 1982-94).....	13	182	60	23	.730
47. Jim Cole (Campbell 1963-75).....	13	138	49	7	.729
48. Gerd Lutter (Plymouth St. 1969-91).....	23	259	84	41	.728
49. *Fred Norchi (Queens [N.C.] 1989-06).....	18	221	77	18	.728
50. Stu Parry (Akron 1955-69).....	15	118	43	4	.727
*Bob Durocher (St. Lawrence 1990-06).....	17	203	68	26	.727

*Active coach.

BY VICTORIES

(Minimum 10 years as a head coach at an NCAA school; includes all victories as coach at a four-year institution.)

Coach, Team(s)	Yrs.	Won	Lost	Tied	Pct.
1. Joe Bean (Quinnipiac 1962-64; Bridgeport 65-68; Wheaton [Ill.] 69-06).....	45	607	185	61	.747
2. *C. Clifford McCrath (Wheaton [Ill.] 1958; Gordon 60-66; Spring Arbor 67-69; Seattle Pacific 70-06).....	48	590	227	88	.701
3. Jerry Yeagley (Indiana 1973-03).....	31	544	101	45	.821
4. Stephen Negoesco (San Francisco 1962-00).....	39	540	172	66	.737
5. *Tony Tocco (Rockhurst 1970-73, 75-06).....	36	539	143	45	.772
6. *Ron Butcher (Wis.-Platteville 1968-69; Keene St. 70-06).....	39	522	209	60	.698
7. *Jay Martin (Ohio Wesleyan 1977-06).....	30	515	99	42	.817
8. *Dan Gilmore (Rowan 1976-06).....	31	490	126	45	.775
9. *Horst Richardson (Colorado Col. 1966-06).....	41	469	253	58	.638
10. *Michael Parker (Lock Haven 1976-83; UNC Greensboro 84-06).....	31	467	163	25	.732
11. *Jack Mackenzie (Quincy 1969-06).....	38	463	228	64	.656
12. *Schellas Hyndman (Eastern Ill. 1977-83; SMU 84-06).....	30	452	117	47	.772
13. *John Rennie (Mass.-Dartmouth 1972; Columbia 73-78; Duke 79-06).....	35	443	200	46	.676
14. *Bud Lewis (Wilmington [Ohio] 1975-06).....	32	426	171	40	.700
15. Joseph Morrone (Middlebury 1958-67; Connecticut 69-96).....	38	417	196	63	.663
16. Helmut Werner (Randolph-Macon 1962-04).....	43	417	242	66	.621
17. *Tom Martin (Tri-State 1977; West Va. Wesleyan 78-85; James Madison 86-06).....	30	408	139	47	.726
18. *Tony Ochrimenko (Kean 1976-06).....	31	407	180	44	.680
19. Fred Schmalz (Wyoming 1969-70; Davis & Elkins 72-78; Evansville 79-02).....	33	403	196	56	.658
20. *Mark Berson (Citadel 1977; South Carolina 78-06).....	30	402	153	46	.707
21. *Arthur Skip Roderick (Elizabethtown 1983-06).....	24	401	91	41	.791
Al Albert (William & Mary 1971-03).....	33	401	187	64	.664
23. *Mike Coven (Brandeis 1973-06).....	34	392	208	38	.644
24. *Rick Kilps (Aurora 1977-83; Wis.-Parkside 1984-06).....	30	390	148	42	.709
25. I.M. Ibrahim (Clemson 1967-94).....	28	388	102	31	.774
26. *Page Cotton (DePauw 1969-06).....	38	378	185	32	.662
27. *Doug Mello (Aquinas 1978-82; Siena Heights 83-88; Southwest [N.M.] 89; Luther 90-06).....	29	377	188	32	.658
28. Bill Shellenberger (Lynchburg 1956-57, 59-88) *Bob Gray (Charleston So. 1977; Alderson-Broaddus 78-91; Mobile 92-94; Marshall 95-06).....	30	371	180	38	.662
30. John Cunningham (Bethany [W.V.] 1968-00).....	33	370	123	28	.737
31. Layton Shoemaker (Barrington 1967-72; Messiah 73-96).....	30	369	125	24	.736
32. *Jerry Sheska (East Stroudsburg 1982-06).....	25	365	132	30	.721
33. *Ralph Lundy (Erskine 1976-86; Col. of Charleston 87-06).....	31	361	233	40	.601
34. Steve Davis (Claremont-M-S 1969-97).....	28	356	125	48	.718
35. *Bob Warming (Transylvania 1976; Berry 77-81; Charlotte 82-88; Creighton 1990-94; Old Dominion 1996; St. Louis 1997-00; Creighton 01-06).....	29	348	171	52	.655
36. *Roy Gordon (Mary Washington 1977-06).....	30	345	185	42	.640
37. *Ian Day (Tiffin 1983-06).....	24	344	139	28	.701
38. Hardy Fuchs (Kalamazoo 1971-02).....	32	343	137	36	.700
*Bob Reasso (Nassau 1979-80; Rutgers 81-06).....	28	343	164	72	.655
40. *Michael Russo (Williams 1979-06).....	28	342	80	42	.782
41. Marvin Zuidema (Calvin 1961-67, 69-97).....	36	341	175	48	.647
42. *Gary Parsons (Oakland 1981-06).....	26	337	128	50	.703
Karl Kremser (Davidson 1977-79; Florida Int'l 80-06).....	30	337	210	41	.608
44. *Tom Fink (Phila. Biblical 1983-06).....	24	335	150	30	.680
45. *Chris Waterbury (New England 1982; Lyndon St. 83-84; Plattsburgh St. 85-87, 89-06).....	25	330	116	39	.721
46. Don Batie (Cal St. Chico 1967-74, 76-95).....	28	326	153	45	.665
47. Steve Klingman (Scranton 1973-94).....	22	324	115	23	.726
48. Sigi Schmid (UCLA 1980-98).....	19	322	63	33	.810
Greg Myers (Davis & Elkins 1964; West Virginia 65-66; Davis & Elkins 68-70; Florida Int'l 72-74; Navy 76-04).....	38	322	220	69	.583
50. *Derek Armstrong (UC San Diego 1982-06).....	25	321	129	45	.694
*Rob Russo (Miami [Ohio] 1981; Gannon 82-90; S.C. Upstate 91-94; Oneonta St. 95-98; Denison 1999-06).....	26	321	153	30	.667

*Active coach.

Division I Coaching Records

Winningest Active Coaches

BY PERCENTAGE

(Minimum five years as a Division I head coach; includes all victories as coach at a four-year institution.)

Coach, Team	Yrs.	Won	Lost	Tied	Pct.
1. Ray Reid, Connecticut	18	292	73	32	.776
2. Schellas Hyndman, SMU	30	452	117	47	.772
3. Dave Masur, St. John's (N.Y.)	20	296	92	51	.732
4. Michael Parker, UNC Greensboro	31	467	163	25	.732
5. Tom Martin, James Madison	30	408	139	47	.726
6. George Gelnovatch, Virginia	11	172	59	19	.726
7. Dan Donigan, St. Louis	6	79	28	13	.713
8. Alan Dawson, Old Dominion	19	244	93	25	.709
9. Tim Vom Steeg, UC Santa Barb	8	117	45	11	.708
10. Mark Berson, South Carolina	30	402	153	46	.707
11. Gary Parsons, Oakland	26	337	128	50	.703
12. Doug Allison, Furman	12	162	67	21	.690
13. Cameron Rast, Santa Clara	5	67	27	13	.687
14. Bobby Clark, Notre Dame	19	223	92	36	.687
15. Ken Lolla, Louisville	17	214	94	31	.677
16. John Rennie, Duke	35	443	200	46	.676
17. Sasho Cirovski, Maryland	16	229	105	21	.675
18. Jeremy Fishbein, New Mexico	14	170	80	21	.666
19. Dean Wurzberger, Washington	16	195	91	33	.663
20. Bob Gray, Marshall	30	371	180	38	.662
21. Bret Simon, Stanford	19	238	113	39	.660
22. Jay Vidovich, Wake Forest	13	165	79	25	.660
23. Neil Roberts, Boston U.	22	257	120	60	.657
24. Trevor Adair, Clemson	16	194	95	28	.656
25. Bob Warming, Creighton	29	348	171	52	.655
26. Bob Reasso, Rutgers	28	343	164	72	.655
27. Dennis Bohn, Lafayette	6	63	31	16	.645
28. Barry Gorman, Penn St.	20	255	134	36	.642
29. Elmar Bolowich, North Carolina	18	226	122	26	.639
30. Shaun Docking, Coastal Caro.	11	135	75	15	.633
31. Mike Noonan, Brown	18	189	104	34	.630
32. Seth Roland, Fairleigh Dickinson	20	233	131	35	.628
33. John Bluem, Ohio St.	16	187	104	35	.627
34. Mike Getman, UAB	20	219	125	31	.625
35. Greg Andrulis, George Mason	14	153	85	35	.625
36. Louis Bennett, Marquette	11	136	79	18	.622
37. Ian McIntyre, Hartwick	8	85	49	14	.622
38. Brian Tompkins, Yale	18	192	114	25	.618
39. Manfred Schellscheidt, Seton Hall	19	208	126	37	.611
40. Pete Caringi, UMBC	16	172	106	29	.607
41. Carl Rees, Fairfield	11	115	70	26	.607
41. Jim DeRose, Bradley	11	127	79	21	.606
43. Preston Goldfarb, Birmingham-So.	24	284	180	36	.604
44. Kevin Grimes, California	7	81	51	13	.603
45. Mark Mettrick, Loyola (Md.)	13	136	86	25	.601
46. Ralph Lundy, Col. of Charleston	31	361	233	40	.601
47. Jon Leamy, Missouri St.	15	162	105	22	.599
48. Terry Davila, Cal St. Northridge	8	85	54	19	.598
49. George Kiefer, South Fla.	5	50	32	11	.597
50. Oliver Weiss, Virginia Tech	5	54	35	11	.595

(Minimum five years as a four-year college head coach, but fewer than five years at Division I level; number of years at Division I level in parentheses.)

Coach, Team	Yrs.	Won	Lost	Tied	Pct.
Dennis Currier, Dayton (2)	14	205	63	18	.748
Paul Holocher, Cal Poly (1)	7	95	33	12	.721
Darren Powell, Elon (2)	5	69	29	7	.690
Ali Kazemaini, Cleveland St. (1)	15	183	86	15	.671
Tom Poitras, Wis.-Green Bay (3)	13	147	84	23	.624

BY VICTORIES

(Minimum five years as a Division I head coach; includes all victories as coach at a four-year institution.)

Coach, Team	Yrs.	Won	Lost	Tied	Pct.
1. Michael Parker, UNC Greensboro	31	467	163	25	.732
2. Schellas Hyndman, SMU	30	452	117	47	.772
3. John Rennie, Duke	35	443	200	46	.676
4. Tom Martin, James Madison	30	408	139	47	.726
5. Mark Berson, South Carolina	30	402	153	46	.707
6. Bob Gray, Marshall	30	371	180	38	.662
7. Ralph Lundy, Col. of Charleston	31	361	233	40	.601
8. Bob Warming, Creighton	29	348	171	52	.655
9. Bob Reasso, Rutgers	28	343	164	72	.655
10. Gary Parsons, Oakland	26	337	128	50	.703
11. Dave Masur, St. John's (N.Y.)	20	296	92	51	.732
Rich Posipanko, Winthrop	28	296	203	43	.586
Joe Baum, Michigan St.	30	296	217	48	.570
14. Ray Reid, Connecticut	18	292	73	32	.776
15. Preston Goldfarb, Birmingham-So.	24	284	180	36	.604
16. Seamus McFadden, San Diego	27	283	202	43	.577
17. Bob Montgomery, Adelphi	29	258	230	39	.527
18. Neil Roberts, Boston U.	22	257	120	60	.657
19. Barry Gorman, Penn St.	20	255	134	36	.642
20. Alan Dawson, Old Dominion	19	244	93	25	.709
Jeff Gettler, Richmond	31	244	250	69	.495
22. Tim O'Sullivan, VCU	24	241	202	54	.539
23. Frank Olszewski, Towson	25	240	178	39	.568
24. Bret Simon, Stanford	19	238	113	39	.660
25. Seth Roland, Fairleigh Dickinson	20	233	131	35	.628
26. Russ Fager, Rider	32	232	289	55	.451
27. Sasho Cirovski, Maryland	16	229	105	21	.675
28. Sam Koch, Massachusetts	22	228	169	44	.567
29. Elmar Bolowich, North Carolina	18	226	122	26	.639
30. Bobby Clark, Notre Dame	19	223	92	36	.687
31. Einar Thorarinnsson, Gonzaga	21	220	151	29	.586
32. Mike Getman, UAB	20	219	125	31	.625
33. Ken Lolla, Louisville	17	214	94	31	.677
Lew Meehl, Drexel	23	214	178	45	.541
35. Manfred Schellscheidt, Seton Hall	19	208	126	37	.611
Ed Kelly, Boston College	22	208	157	40	.563
37. Joe Luxbacher, Pittsburgh	26	207	184	49	.526
David Holmes, Western Ky.	23	207	214	28	.492
39. Shaun Green, Central Conn. St.	22	200	170	41	.536
40. George Tarantini, North Carolina St.	21	196	164	35	.541
41. Dean Wurzberger, Washington	16	195	91	33	.663
42. Trevor Adair, Clemson	16	194	95	28	.656
43. Brian Tompkins, Yale	18	192	114	25	.618
44. Terry Stefankiewicz, IPFW	24	191	206	21	.482
45. Mike Noonan, Brown	18	189	104	34	.630
46. John Bluem, Ohio St.	16	187	104	35	.627
47. T.J. Kostecky, Long Island	19	181	138	38	.560
48. Tim Lenahan, Northwestern	18	180	121	24	.591
49. Tom Melville, Mercer	20	175	171	30	.505
50. George Gelnovatch, Virginia	11	172	59	19	.726
Pete Caringi, UMBC	16	172	106	29	.607

(Minimum five years as a four-year college head coach, but fewer than five years at Division I level; number of years at Division I level in parentheses.)

Coach, Team	Yrs.	Won	Lost	Tied	Pct.
Dennis Currier, Dayton (2)	14	205	63	18	.748
Ali Kazemaini, Cleveland St. (1)	15	183	86	15	.671

Winningest Coaches All-Time

BY PERCENTAGE

(Minimum 10 years as a head coach at an NCAA Division I school; includes all victories as coach at a four-year institution.)

Coach, Team	Yrs.	Won	Lost	Tied	Pct.
1. Gus Donoghue (San Francisco 1946-60).....	15	121	12	14	.871
2. Gene Kenney (Michigan St. 1956-69).....	14	120	13	13	.866
3. Ed (Jock) Stewart (UCLA 1949-66).....	18	194	29	12	.851
4. Jerry Yeagley (Indiana 1973-03).....	31	544	101	45	.821
5. Sigi Schmid (UCLA 1980-98).....	19	322	63	33	.810
6. Bill Jeffery (Penn St. 1926-52).....	27	151	25	29	.807
7. Bruce Arena (Virginia 1978-95).....	18	295	59	31	.806
8. Harry Keough (St. Louis 1967-82).....	16	213	50	23	.785
9. Bob Guelker (St. Louis 1959-66; SIU Edwardsville 67-85).....	27	311	77	26	.783
10. *Ray Reid (Southern Conn. St. 1989-96; Connecticut 97-06).....	18	292	73	32	.776
11. I.M. Ibrahim (Clemson 1967-94).....	28	388	102	31	.774
12. *Schellas Hyndman (Eastern Ill. 1977-83; SMU 84-06).....	30	452	117	47	.772
13. Doyle Royal (Maryland 1946-73).....	28	217	58	18	.771
14. Glenn Warner (Maryland 1941; Navy 46-75).....	31	251	65	33	.766
15. Stephen Negroesco (San Francisco 1962-00).....	39	540	172	66	.737
16. George Logan (San Diego St. 1968-81).....	14	148	48	17	.735
17. *Dave Masur (Montclair St. 1987-90; St. John's [N.Y.] 91-06).....	20	296	92	51	.732
18. *Michael Parker (Lock Haven 1976-83; UNC Greensboro 1984-06).....	31	467	163	25	.732
19. Stu Parry (Akron 1955-69).....	15	118	43	4	.727
20. *Tom Martin (Tri-State 1977; West Va. Wesleyan 78-85; James Madison 86-06).....	30	408	139	47	.726
21. *George Gelnovatch (Virginia 1996-06).....	11	172	59	19	.726
22. Jose Elgorriaga (Fresno St. 1980-90).....	11	170	58	20	.726
23. Joseph Palone (Army 1947-54, 58-78).....	29	228	80	35	.716
24. Scottie O'Neill (Georgia St. 1976-86).....	11	143	57	4	.711
25. *Alan Dawson (Methodist 1987-95; Old Dominion 1997-06).....	19	244	93	25	.709
26. Anson Dorrance (North Carolina 1977-88).....	12	172	65	21	.707
27. *Mark Berson (Citadel 1977; South Carolina 1978-06).....	30	402	153	46	.707
28. Ray Marchand (Army 1924-42).....	19	94	34	20	.703
29. Walter Bahr (Temple 1971-73; Penn St. 74-87).....	17	205	78	32	.702
30. Dan Holcomb (South Fla. 1965-86).....	22	216	86	22	.701
31. George Glasgow (Fairleigh Dickinson 1956-69, 74-76).....	17	130	51	17	.699
32. Pete Leanness (Temple 1930-70).....	41	250	97	38	.699
33. John F. Carr (Harvard 1929-40).....	12	63	22	19	.697
34. Mitch Murray (Santa Clara 1991-01).....	11	143	59	17	.692
35. Walter Leeman (Yale 1927-48).....	22	128	49	30	.691
36. *Doug Allison (Furman 1995-06).....	12	162	67	21	.690
37. Ben Stravato (Fairleigh Dickinson 1978-89).....	12	154	64	19	.690
38. *Bobby Clark (Dartmouth 1985-93; Stanford 97-00; Notre Dame 01-06).....	19	223	92	36	.687
39. *Joe Clarke (St. Louis 1983-96; Washington-St. Louis 97-06).....	24	316	131	50	.686
40. *Tom Lang (Hofstra 1982-85; Fairleigh Dickinson 90-96; Southern Conn. St. 1997-06).....	21	256	108	38	.684
41. Jim Launder (Wisconsin 1982-96).....	15	193	80	35	.683
42. Clive Charles (Portland 1986-02).....	17	213	92	31	.680
43. Bill Sento (Loyola [Md.] 1980-99).....	20	260	112	40	.680
44. *Ken Lolla (Belmont Abbey 1990-92; Akron 93-05; Louisville 06).....	17	214	94	31	.677
45. Larry Gross (Virginia 1974-77; North Carolina St. 78-85).....	12	136	61	15	.677
46. *John Rennie (Mass.-Dartmouth 1972; Columbia 73-78; Duke 79-06).....	35	443	200	46	.676
47. Mike Berticelli (Thomas [Me.] 1976-79; UNC Greensboro 80-83; Old Dominion 84-89; Notre Dame 90-99).....	24	296	131	44	.675
48. *Sasho Cirovski (Hartford 1991-92; Maryland 1993-06).....	16	229	105	21	.675
49. Marvin Allen (North Carolina 1947-50, 53-76).....	28	174	81	23	.667
50. Al Albert (William & Mary 1971-03).....	33	401	187	64	.664

*Active coach.

BY VICTORIES

(Minimum 10 years as a head coach at an NCAA Division I school; includes all victories as coach at a four-year institution.)

Coach, Team	Yrs.	Won	Lost	Tied	Pct.
1. Jerry Yeagley (Indiana 1973-03).....	31	544	101	45	.821
2. Stephen Negroesco (San Francisco 1962-00).....	39	540	172	66	.737

Coach, Team	Yrs.	Won	Lost	Tied	Pct.
3. *Michael Parker (Lock Haven 1976-83; UNC Greensboro 1984-06).....	31	467	163	25	.732
4. *Schellas Hyndman (Eastern Ill. 1977-83; SMU 84-06).....	30	452	117	47	.772
5. *John Rennie (Mass.-Dartmouth 1972; Columbia 73-78; Duke 79-06).....	35	443	200	46	.676
6. Joseph Morrone (Middlebury 1958-67; Connecticut 69-96).....	38	417	196	63	.663
7. *Tom Martin (Tri-State 1977; West Va. Wesleyan 78-85; James Madison 86-06).....	30	408	139	47	.726
8. Fred Schmalz (Wyoming 1969-70; Davis & Elkins 72-78; Evansville 79-02).....	33	403	196	56	.658
9. *Mark Berson (Citadel 1977; South Carolina 78-06).....	30	402	153	46	.707
10. Al Albert (William & Mary 1971-03).....	33	401	187	64	.664
11. I.M. Ibrahim (Clemson 1967-94).....	28	388	102	31	.774
12. *Bob Gray (Charleston So. 1977; Alderson-Broaddus 78-91; Mobile 92-94; Marshall 95-06).....	30	371	180	38	.662
13. *Ralph Lundy (Erskine 1976-86; Col. of Charleston 87-06).....	31	361	233	40	.601
14. *Bob Warming (Transylvania 1976; Berry 77-81; Charlotte 82-88; Creighton 90-94; Old Dominion 96; St. Louis 97-00; Creighton 01-06).....	29	348	171	52	.655
15. *Bob Reasso (Nassau 1979-80; Rutgers 81-06).....	28	343	164	72	.655
16. Karl Kremser (Davidson 1977-79; Florida Int'l 80-06).....	30	337	210	41	.608
17. Sigi Schmid (UCLA 1980-98).....	19	322	63	33	.810
Greg Myers (Davis & Elkins 1964; West Virginia 65-66; Davis & Elkins 68-70; Florida Int'l 72-74; Navy 76-04).....	38	322	220	69	.583
19. Jim Lennox (Hartwick 1976-02).....	27	318	163	43	.648
20. *Joe Clarke (St. Louis 1983-96; Washington-St. Louis 1997-06).....	24	316	131	50	.686
21. Bob Guelker (St. Louis 1959-66; SIU Edwardsville 67-85).....	27	311	77	26	.783
22. Barry Barto (Philadelphia U. 1976-81; UNLV 1982-05).....	30	306	215	44	.581
23. *Bill Killen (CCNY 1965; Akron 70-73; Yale 74-77; Old Dominion 78-83; MacMurray 85-96, 98-06).....	36	305	290	71	.511
24. Luis Sagastume (San Fran. St. 1977-78; Air Force 79-06).....	30	303	195	43	.600
25. Cliff Stevenson (Brown 1952-89).....	38	299	176	43	.619
26. *Dave Masur (Montclair St. 1987-90; St. John's [N.Y.] 1991-06).....	20	296	92	51	.732
Mike Berticelli (Thomas [Me.] 1976-79; UNC Greensboro 80-83; Old Dominion 84-89; Notre Dame 90-99).....	24	296	131	44	.675
*Rich Posipanko (Longwood 1979-88; Winthrop 1989-06).....	28	296	203	43	.586
*Joe Baum (Michigan St. 1977-06).....	30	296	217	48	.570
30. Bruce Arena (Virginia 1978-95).....	18	295	59	31	.806
Julius Menendez (San Jose St. 1954-89).....	36	295	205	45	.583
32. *Ray Reid (Southern Conn. St. 1989-96; Connecticut 97-06).....	18	292	73	32	.776
33. Dieter Ficken (Long Island 1976-78; Columbia 79-05).....	30	284	148	60	.638
34. *Seamus McFadden (San Diego 1980-06).....	27	283	202	43	.577
35. Roy Patton (South Ala. 1979-95; Vermont 1996-03).....	25	268	146	36	.636
36. Al Mistri (Cal St. Fullerton 1981-05).....	25	264	203	40	.560
37. Bill Sento (Loyola [Md.] 1980-99).....	20	260	112	40	.680
Frank Schnur (Fordham 1969-02).....	34	260	307	47	.462
39. Arnold Ramirez (New York U. 1972-76; Manhattanville 77-78; Long Island 79-98).....	27	259	189	33	.573
40. *Bob Montgomery (Adelphi 1978-06).....	29	258	230	39	.527
41. *Neil Roberts (Boston U. 1985-06).....	22	257	120	60	.657
42. *Tom Lang (Hofstra 1982-85; Fairleigh Dickinson 90-96; Southern Conn. St. 97-06).....	21	256	108	38	.684
43. *Barry Gorman (Davis & Elkins 1985; Penn St. 88-06).....	20	255	134	36	.642
44. *John Tart (Furman 1982-94; Charlotte 95-06).....	25	254	184	47	.572
45. Glenn Warner (Maryland 1941; Navy 46-75).....	31	251	65	33	.766
46. Pete Leanness (Temple 1930-70).....	41	250	97	38	.699
47. Garth Stam (Oneonta St. 1961-87, 89).....	28	246	134	30	.637
48. *Alan Dawson (Methodist 1987-95; Old Dominion 97-06).....	19	244	93	25	.709
*Jeff Gettler (Mass.-Lowell 1976-77; Bates 78-81; Massachusetts 82-90; Lafayette 91-94; Richmond 95-06).....	31	244	250	69	.495
50. Tim O'Sullivan (Richmond 1983-94; VCU 1995-06).....	24	241	202	54	.539

*Active coach.

Division II Coaching Records

Winningest Active Coaches

BY PERCENTAGE

(Minimum five years as a Division II head coach; includes all victories as coach at a four-year institution.)

Coach, Team	Yrs.	Won	Lost	Tied	Pct.
1. Shaun Pendleton, Lynn.....	18	305	47	13	.853
2. Greg Hooks, S.C. Upstate.....	16	238	62	20	.775
3. Tony Tocco, Rockhurst.....	36	539	143	45	.772
4. Doug Elder, Midwestern St.....	7	102	28	10	.764
5. Steve McCrath, Barry.....	9	116	39	12	.731
6. Fred Norchi, Queens (N.C.).....	18	221	77	18	.728
7. Jerry Sheska, East Stroudsburg.....	25	365	132	30	.721
8. John DiRico, Dowling.....	15	189	68	32	.709
9. Rick Kilps, Wis.-Parkside.....	30	390	148	42	.709
10. Van Taylor, Lander.....	22	302	120	20	.706
11. Joe Flanagan, Cal St. Dom. Hills.....	13	187	73	17	.706
12. Marco Koolman, Franklin Pierce.....	13	171	65	22	.705
13. Alf Bilbao, Drury.....	9	113	43	17	.702
14. Ian Day, Tiffin.....	24	344	139	28	.701
15. C. Clifford McCrath, Seattle Pacific.....	48	590	227	88	.701
16. Evan Fiffles, Lewis.....	15	202	82	24	.695
17. Derek Armstrong, UC San Diego.....	25	321	129	45	.694
18. Tom Lang, Southern Conn. St.....	21	256	108	38	.684
19. Joel Harrison, St. Leo.....	8	93	41	10	.681
20. Carlos Del Cid, NYIT.....	6	69	29	14	.679
21. Frank Kohlenstein, Colorado Mines.....	23	303	138	43	.670
22. Butch Lauffer, West Tex. A&M.....	16	187	90	22	.662
23. Marcus Ziemer, Sonoma St.....	16	207	101	29	.657
24. Jack Mackenzie, Quincy.....	38	463	228	64	.656
25. Gary Hamill, Wingate.....	14	175	93	16	.644
26. Keith Buckley, Rollins.....	16	179	96	16	.643
27. Doug Moore, Lock Haven.....	5	61	32	10	.641
28. Bill Elliott, West Fla.....	14	148	79	22	.639
29. Simon Tobin, Cal St. Bakersfield.....	20	249	134	33	.638
30. Gavin Donaldson, West Va. Wesleyan.....	21	255	138	33	.637
31. Giuseppe Joe DePalo, Nova Southeastern.....	8	93	50	14	.637
32. Jim Regan, Wheeling Jesuit.....	24	270	157	39	.621
33. Allen Vital, Carson-Newman.....	10	114	69	13	.615
34. Ed Huneke, SIU Edwardsville.....	21	240	151	31	.605
35. Ted Priestley, Mass.-Lowell.....	10	106	68	20	.598
36. John Hall, Ashland.....	8	76	52	10	.587
37. Petar Draksin, Grand Canyon.....	11	124	86	17	.584
38. Craig Turnbull, Catawba.....	9	103	73	4	.583
39. Tom Bonus, Le Moyne.....	10	102	72	12	.581
40. Adrian Blewitt, Lenoir-Rhyne.....	10	110	79	5	.580
41. Bret Boulware, Presbyterian.....	7	65	46	11	.578
42. Dwayne Shaffer, UC Davis.....	11	112	84	17	.566
43. Murray Hartzler, Francis Marion.....	23	219	167	34	.562
44. Ryan Pratt, Montevallo.....	6	56	44	9	.555
45. Mike O'Malley, Cal St. Chico.....	14	147	117	16	.554
46. Bob Charles, Millersville.....	21	199	159	42	.550
47. Kendall Walkes, West Chester.....	17	171	138	24	.550
48. Brian Quinn, Bridgeport.....	7	66	54	9	.547
49. Rob Miller, Anderson (S.C.).....	12	127	105	12	.545
50. Peter Simonini, Bentley.....	20	188	167	19	.528

(Minimum five years as a four-year college head coach, but fewer than five years at Division II level; number of years at Division II level in parentheses.)

Coach, Team	Yrs.	Won	Lost	Tied	Pct.
Helio D'Anna, Lincoln Memorial (4).....	12	147	78	16	.643
Wade Jean, St. Michael's (1).....	9	92	59	19	.597
Clint Browne, Christian Bros. (3).....	5	50	33	10	.591
Jerry Riggs, Mount Olive (4).....	5	50	41	9	.545

BY VICTORIES

(Minimum five years as a Division II head coach; includes all victories as coach at a four-year institution.)

Coach, Team	Yrs.	Won	Lost	Tied	Pct.
1. C. Clifford McCrath, Seattle Pacific.....	48	590	227	88	.701
2. Tony Tocco, Rockhurst.....	36	539	143	45	.772
3. Jack Mackenzie, Quincy.....	38	463	228	64	.656
4. Rick Kilps, Wis.-Parkside.....	30	390	148	42	.709
5. Jerry Sheska, East Stroudsburg.....	25	365	132	30	.721
6. Ian Day, Tiffin.....	24	344	139	28	.701
7. Derek Armstrong, UC San Diego.....	25	321	129	45	.694
8. Shaun Pendleton, Lynn.....	18	305	47	13	.853
9. Frank Kohlenstein, Colorado Mines.....	23	303	138	43	.670
10. Van Taylor, Lander.....	22	302	120	20	.706
11. Jim Regan, Wheeling Jesuit.....	24	270	157	39	.621
12. Tom Lang, Southern Conn. St.....	21	256	108	38	.684
13. Gavin Donaldson, West Va. Wesleyan.....	21	255	138	33	.637
14. Simon Tobin, Cal St. Bakersfield.....	20	249	134	33	.638
15. Ed Huneke, SIU Edwardsville.....	21	240	151	31	.605
16. Tony Martone, Merrimack.....	26	239	228	32	.511
17. Greg Hooks, S.C. Upstate.....	16	238	62	20	.775
18. Fred Norchi, Queens (N.C.).....	18	221	77	18	.728
19. Murray Hartzler, Francis Marion.....	23	219	167	34	.562
20. Marcus Ziemer, Sonoma St.....	16	207	101	29	.657
21. Mike Schaeffer, UNC Pembroke.....	27	206	214	31	.491
22. Evan Fiffles, Lewis.....	15	202	82	24	.695
23. Bob Charles, Millersville.....	21	199	159	42	.550
24. Andy Smyth, Findlay.....	23	195	198	36	.497
25. John DiRico, Dowling.....	15	189	68	32	.709
Dennis Laskey, California (Pa.).....	21	189	186	28	.504
27. Peter Simonini, Bentley.....	20	188	167	19	.528
Gary Hall, Barton.....	23	188	177	35	.514
29. Joe Flanagan, Cal St. Dom. Hills.....	13	187	73	17	.706
Butch Lauffer, West Tex. A&M.....	16	187	90	22	.662
31. Keith Buckley, Rollins.....	16	179	96	16	.643
32. Gary Hamill, Wingate.....	14	175	93	16	.644
33. Marco Koolman, Franklin Pierce.....	13	171	65	22	.705
Kendall Walkes, West Chester.....	17	171	138	24	.550
Keith Cammidge, Mercyhurst.....	19	171	177	14	.492
36. Dan Hogan, Southern Ind.....	18	170	164	14	.509
37. Bill Elliott, West Fla.....	14	148	79	22	.639
38. Mike O'Malley, Cal St. Chico.....	14	147	117	16	.554
39. Carlos Petersen, Ala.-Huntsville.....	17	145	137	16	.513
40. Ray Bunch, North Fla.....	16	132	120	21	.522
41. Roy Stanley, Colorado St.-Pueblo.....	18	128	187	30	.414
42. Rob Miller, Anderson (S.C.).....	12	127	105	12	.545
43. Petar Draksin, Grand Canyon.....	11	124	86	17	.584
44. Steve McCrath, Barry.....	9	116	39	12	.731
45. Rob van Rheenen, Gannon.....	14	115	115	12	.500
46. Allen Vital, Carson-Newman.....	10	114	69	13	.615
47. Alf Bilbao, Drury.....	9	113	43	17	.702
48. Dwayne Shaffer, UC Davis.....	11	112	84	17	.566
49. Adrian Blewitt, Lenoir-Rhyne.....	10	110	79	5	.580
50. Ted Priestley, Mass.-Lowell.....	10	106	68	20	.598

(Minimum five years as a four-year college head coach, but fewer than five years at Division II level; number of years at Division II level in parentheses.)

Coach, Team	Yrs.	Won	Lost	Tied	Pct.
Helio D'Anna, Lincoln Memorial (4).....	12	147	78	16	.643
Keith Davie, Nyack (4).....	12	121	116	14	.510
Ken Hassler, Pfeiffer (4).....	18	116	154	17	.434

Winningest Coaches All-Time

BY PERCENTAGE

(Minimum 10 years as a head coach at an NCAA Division II school; includes all victories as coach at a four-year institution.)

Table with columns: Coach, Team, Yrs., Won, Lost, Tied, Pct. listing 50 coaches and their win-loss records.

*Active coach.

BY VICTORIES

(Minimum 10 years as a head coach at an NCAA Division II school; includes all victories as coach at a four-year institution.)

Table with columns: Coach, Team, Yrs., Won, Lost, Tied, Pct. listing 50 coaches and their win-loss records.

*Active coach.

Division III Coaching Records

Winningest Active Coaches

BY PERCENTAGE

(Minimum five years as a Division III head coach; includes all victories as coach at a four-year institution.)

Coach, Team	Yrs.	Won	Lost	Tied	Pct.
1. Dave Brandt, Messiah.....	10	203	21	10	.889
2. Matt Smith, Johns Hopkins.....	14	222	41	19	.821
3. Jay Martin, Ohio Wesleyan.....	30	515	99	42	.817
4. Paul McGinlay, Trinity (Tex.).....	16	259	53	19	.811
5. Arthur Skip Roderick, Elizabethtown.....	24	401	91	41	.791
6. Michael Russo, Williams.....	28	342	80	42	.782
7. Tom Carlin, Arcadia.....	7	111	27	14	.776
Brandon Bowman, Transylvania.....	6	82	19	13	.776
9. Dan Gilmore, Rowan.....	31	490	126	45	.775
10. Erick Baumann, Dominican (Ill.).....	12	200	53	14	.775
11. Matt Cushing, Wheaton (Mass.).....	13	200	52	22	.770
12. Jeff Haines, Richard Stockton.....	9	157	44	14	.763
13. Toby Bares, Wis.-Oshkosh.....	23	303	87	33	.755
14. Lenny Armuth, Drew.....	13	199	62	17	.746
15. Sonny Travis, Va. Wesleyan.....	21	294	92	37	.739
16. Brian Sentowski, Montclair St.....	5	72	22	11	.738
17. Steven Smith, Hope.....	17	238	79	23	.734
18. Bob Durocher, St. Lawrence.....	17	203	68	26	.727
19. Chris Hughes, Calvin.....	5	71	24	9	.726
20. Chris Waterbury, Plattsburgh St.....	25	330	116	39	.721
21. Jeb Burch, Centre.....	5	60	21	8	.719
22. David Saward, Middlebury.....	22	233	81	34	.718
23. Daniel Krzyzanowicz, Medaille.....	5	64	23	8	.716
24. Jack Peel, Texas-Dallas.....	9	120	46	10	.710
25. Pat Haws, St. John's (Minn.).....	29	318	117	45	.709
26. John Leaney, Macalester.....	20	234	89	38	.701
27. Bud Lewis, Wilmington (Ohio).....	32	426	171	40	.700
28. Eric Watson, Linfield.....	5	62	24	10	.698
29. Ron Butcher, Keene St.....	39	522	209	60	.698
30. Mark Ludwig, York (Pa.).....	8	116	48	11	.694
31. Mike Rubesch, Emory.....	19	236	99	22	.692
32. Nick Gaudio, Carnegie Mellon.....	30	311	129	37	.691
33. Greg Henschel, Wis.-Whitewater.....	8	102	44	8	.688
34. Joe Clarke, Washington-St. Louis.....	24	316	131	50	.686
35. Tom Saleska, Concordia (Wis.).....	14	185	80	21	.684
36. Perry Nizzi, Hamilton.....	9	88	38	11	.682
37. Jason Kilby, N.C. Wesleyan.....	5	62	27	8	.680
38. Tony Ochrimenko, Kean.....	31	407	180	44	.680
39. James Cook, Roger Williams.....	14	195	86	22	.680
40. Tom Fink, Phila. Biblical.....	24	335	150	30	.680
41. Jim Colon, Wartburg.....	7	94	42	9	.679
42. Pepe Fernandez, Maryville (Tenn.).....	18	222	100	19	.679
43. Andy Marcinko, Rhodes.....	16	192	87	20	.676
44. Steve Shaw, Chris. Newport.....	11	139	65	10	.673
45. Mike Smolens, Merchant Marine.....	17	209	95	26	.673
46. P.J. Gondek, Fredonia St.....	7	88	39	15	.673
47. Rob Russo, Denison.....	26	321	153	30	.667
Aaron Macke, St. Thomas (Minn.).....	5	55	25	10	.667
49. Reece Olney, Puget Sound.....	13	159	74	24	.665
Page Cotton, DePauw.....	38	378	185	32	.662

(Minimum five years as a four-year college head coach, but fewer than five years at Division III level; number of years at Division III level in parentheses.)

Coach, Team	Yrs.	Won	Lost	Tied	Pct.
Ralph Perez, Redlands (1).....	13	142	94	29	.591

BY VICTORIES

(Minimum five years as a Division III head coach; includes all victories as coach at a four-year institution.)

Coach, Team	Yrs.	Won	Lost	Tied	Pct.
1. Ron Butcher, Keene St.....	39	522	209	60	.698
2. Jay Martin, Ohio Wesleyan.....	30	515	99	42	.817
3. Dan Gilmore, Rowan.....	31	490	126	45	.775
4. Horst Richardson, Colorado Col.....	41	469	253	58	.638
5. Bud Lewis, Wilmington (Ohio).....	32	426	171	40	.700
6. Tony Ochrimenko, Kean.....	31	407	180	44	.680
7. Arthur Skip Roderick, Elizabethtown.....	24	401	91	41	.791
8. Mike Coven, Brandeis.....	34	392	208	38	.644
9. Page Cotton, DePauw.....	38	378	185	32	.662
10. Doug Mello, Luther.....	29	377	188	32	.658
11. Roy Gordon, Mary Washington.....	30	345	185	42	.640
12. Michael Russo, Williams.....	28	342	80	42	.782
13. Tom Fink, Phila. Biblical.....	24	335	150	30	.680
14. Chris Waterbury, Plattsburgh St.....	25	330	116	39	.721
15. Rob Russo, Denison.....	26	321	153	30	.667
16. Pat Haws, St. John's (Minn.).....	29	318	117	45	.709
17. Joe Clarke, Washington-St. Louis.....	24	316	131	50	.686
18. Nick Gaudio, Carnegie Mellon.....	30	311	129	37	.691
19. Bill Killen, MacMurray.....	36	305	290	71	.511
20. Toby Bares, Wis.-Oshkosh.....	23	303	87	33	.755
21. Sonny Travis, Va. Wesleyan.....	21	294	92	37	.739
22. Gerry DiBartolo, Salisbury.....	25	289	145	34	.654
23. Andy Byrne, Ithaca.....	28	285	154	39	.637
24. Larry Zelenz, Gust. Adolphus.....	27	281	146	48	.642
25. Bill Lessig, Connecticut Col.....	36	261	218	36	.542
26. Paul McGinlay, Trinity (Tex.).....	16	259	53	19	.811
27. Gary Smith, St. Joseph's (L.I.).....	21	255	156	16	.616
28. Ron McEachen, Skidmore.....	27	254	149	55	.615
29. Rolf Piranian, Wash. & Lee.....	31	250	207	33	.544
30. Malcolm MacPherson, WPI.....	25	243	131	28	.639
31. Jon Anderson, Babson.....	21	242	118	47	.652
32. Steven Smith, Hope.....	17	238	79	23	.734
33. Steve Dawson, Wittenberg.....	24	237	175	22	.571
Phil Wingert, Wilkes.....	25	237	200	35	.539
35. Mike Rubesch, Emory.....	19	236	99	22	.692
36. John Leaney, Macalester.....	20	234	89	38	.701
37. David Saward, Middlebury.....	22	233	81	34	.718
38. Roy Messer, Earlham.....	26	224	212	46	.512
39. Mike Mooney, Geneseo St.....	22	223	161	38	.573
40. Matt Smith, Johns Hopkins.....	14	222	41	19	.821
Pepe Fernandez, Maryville (Tenn.).....	18	222	100	19	.679
Bill Swartz, Pomona-Pitzer.....	21	222	147	13	.598
43. Manfred Tschan, George Fox.....	22	221	177	23	.552
Mark Serdjenian, Colby.....	31	221	178	38	.549
45. Joe Amorim, Haverford.....	24	210	199	28	.513
Peter Haley, Springfield.....	27	210	237	35	.472
47. Mike Smolens, Merchant Marine.....	17	209	95	26	.673
48. Gerry D'Arcy, Otterbein.....	18	205	119	20	.625
49. Dave Brandt, Messiah.....	10	203	21	10	.889
Bob Durocher, St. Lawrence.....	17	203	68	26	.727

(Minimum five years as a four-year college head coach, but fewer than five years at Division III level; number of years at Division III level in parentheses.)

Coach, Team	Yrs.	Won	Lost	Tied	Pct.
Ralph Perez, Redlands (1).....	13	142	94	29	.591

Winningest Coaches All-Time

BY PERCENTAGE

(Minimum 10 years as a head coach at an NCAA Division III school; includes all victories as coach at a four-year institution.)

Coach, Team	Yrs.	Won	Lost	Tied	Pct.
1. *Dave Brandt (Messiah 1997-06).....	10	203	21	10	.889
2. *Matt Smith (Johns Hopkins 1993-06).....	14	222	41	19	.821
3. *Jay Martin (Ohio Wesleyan 1977-06).....	30	515	99	42	.817
4. *Paul McGinlay (Trinity [Tex.] 1991-06).....	16	259	53	19	.811
5. *Arthur Skip Roderick (Elizabethtown 1983-06).....	24	401	91	41	.791
6. *Michael Russo (Williams 1979-06).....	28	342	80	42	.782
7. *Dan Gilmore (Rowan 1976-06).....	31	490	126	45	.775
8. *Matt Cushing (Wheaton [Mass.] 1994-06).....	13	200	52	22	.770
9. *Toby Bares (Wis.-Oshkosh 1984-06).....	23	303	87	33	.755
10. Bob Hartwell (Babson 1967-77).....	11	118	34	14	.753
11. Joe Bean (Quinnipiac 1962-64; Bridgeport 65-68; Wheaton [Ill.] 69-06).....	45	607	185	61	.747
12. *Lenny Armuth (Drew 1994-06).....	13	199	62	17	.746
13. John Kurty (Westfield St. 1966-77, 89).....	13	159	51	12	.743
14. Jeff Tipping (Muhlenberg 1986-01).....	16	225	71	21	.743
15. *Sonny Travis (Centre 1986-88; Va. Wesleyan 1989-06).....	21	294	92	37	.739
16. John Cunningham (Bethany [W.V.] 1968-00)....	33	370	123	28	.737
17. Layton Shoemaker (Barrington 1967-72; Messiah 73-96).....	30	369	125	24	.736
18. *Steven Smith (Hope 1990-06).....	17	238	79	23	.734
19. Rich Dell (TCNJ 1982-94).....	13	182	60	23	.730
20. Gerd Lutter (Plymouth St. 1969-91).....	23	259	84	41	.728
21. *Bob Durocher (St. Lawrence 1990-06).....	17	203	68	26	.727
22. Steve Klingman (Scranton 1973-94).....	22	324	115	23	.726
23. Ty Keough (Washington-St. Louis 1987-96).....	10	137	47	16	.725
24. *Chris Waterbury (New England 1982; Lyndon St. 83-84; Plattsburgh St. 1985-87, 89-06).....	25	330	116	39	.721
25. *David Saward (Middlebury 1985-06).....	22	233	81	34	.718
26. Steve Davis (Claremont-M-S 1969-97).....	28	356	125	48	.718
27. Bob Leib (Me.-Farmington 1977-01).....	25	260	94	31	.716
28. Fred Taube (Cortland St. 1973-94).....	22	247	88	35	.715
29. *Pat Haws (St. John's [Minn.] 1978-06).....	29	318	117	45	.709
30. Owen Wright (Elizabethtown 1961-67, 69-82). 21	234	90	26	.706	
31. Marc Whitehouse (Salem St. 1978-79; Gordon 1980-84, 99-03).....	12	150	56	23	.705
32. Mike Middleton (Fredonia St. 1993-99; Cortland St. 00-03).....	13	151	60	13	.703
33. *John Leaney (Macalester 1987-06).....	20	234	89	38	.701
34. *Bud Lewis (Wilmington [Ohio] 1975-06).....	32	426	171	40	.700
35. Hardy Fuchs (Kalamazoo 1971-02).....	32	343	137	36	.700
36. Jim Fonte (Westfield St. 1978-88).....	11	132	53	13	.699
37. *Ron Butcher (Wis.-Platteville 1968-69; Keene St. 1970-06).....	39	522	209	60	.698
38. *Derek Armstrong (UC San Diego 1982-06).....	25	321	129	45	.694
39. *Mike Rubesch (Emory 1988-06).....	19	236	99	22	.692
40. Dave Wright (Gettysburg 1986-02).....	17	216	90	23	.691
41. *Nick Gaudio (Maine Maritime 1977-80; Carnegie Mellon 1981-06).....	30	311	129	37	.691
42. Wayne Mones (Western Conn. St. 1988-03).....	16	212	89	35	.683
43. *Tony Ochrimenko (Kean 1976-06).....	31	407	180	44	.680
44. *James Cook (Roger Williams 1990-93, 97-06). 14	195	86	22	.680	
45. Joe Carenza Jr. (Washington-St. Louis 74-86) ...	13	159	70	19	.679
46. *Pepe Fernandez (Maryville [Tenn.] 1989-06)....	18	222	100	19	.679
47. *Andy Marcinko (Rhodes 1991-06).....	16	192	87	20	.676
48. Tony Fritz (Lake Forest 1978-93).....	16	145	65	19	.675
49. Bill Shellenberger (Lynchburg 1956-57, 59-88) 32	371	167	48	.674	
50. *Mike Smolens (Merchant Marine 1990-06).....	17	209	95	26	.673

*Active coach.

BY VICTORIES

(Minimum 10 years as a head coach at an NCAA Division III school; includes all victories as coach at a four-year institution.)

Coach, Team	Yrs.	Won	Lost	Tied	Pct.
1. Joe Bean (Quinnipiac 1962-64; Bridgeport 65-68; Wheaton [Ill.] 69-06).....	45	607	185	61	.747
2. *Ron Butcher (Wis.-Platteville 1968-69; Keene St. 1970-06).....	39	522	209	60	.698
3. *Jay Martin (Ohio Wesleyan 1977-06).....	30	515	99	42	.817
4. *Dan Gilmore (Rowan 1976-06).....	31	490	126	45	.775
5. *Horst Richardson (Colorado Col. 1966-06).....	41	469	253	58	.638
6. *Bud Lewis (Wilmington [Ohio] 1975-06).....	32	426	171	40	.700
7. Helmut Werner (Randolph-Macon 1962-04).....	43	417	242	66	.621
8. *Tony Ochrimenko (Kean 1976-06).....	31	407	180	44	.680
9. *Arthur Skip Roderick (Elizabethtown 1983-06).....	24	401	91	41	.791
10. *Mike Coven (Brandeis 1973-06).....	34	392	208	38	.644
11. *Page Cotton (DePauw 1969-06).....	38	378	185	32	.662
12. *Doug Mello (Aquinas 1978-82; Siena Heights 83-88; Southwest [N.M.] 89; Luther 90-06) ...	29	377	188	32	.658
13. *Bill Shellenberger (Lynchburg 1956-57, 59-88).....	32	371	167	48	.674
14. John Cunningham (Bethany [W.V.] 1968-00)....	33	370	123	28	.737
15. Layton Shoemaker (Barrington 1967-72; Messiah 73-96).....	30	369	125	24	.736
16. Steve Davis (Claremont-M-S 1969-97).....	28	356	125	48	.718
17. *Roy Gordon (Mary Washington 1977-06).....	30	345	185	42	.640
18. Hardy Fuchs (Kalamazoo 1971-02).....	32	343	137	36	.700
19. *Michael Russo (Williams 1979-06).....	28	342	80	42	.782
20. Marvin Zuidema (Calvin 1961-67, 69-97).....	36	341	175	48	.647
21. *Chris Waterbury (New England 1982; Lyndon St. 83-84; Plattsburgh St. 85-87, 89-06).....	25	330	116	39	.721
22. Steve Klingman (Scranton 1973-94).....	22	324	115	23	.726
23. *Derek Armstrong (UC San Diego 1982-06).....	25	321	129	45	.694
24. *Pat Haws (St. John's [Minn.] 1978-06).....	29	318	117	45	.709
25. *Nick Gaudio (Maine Maritime 1977-80; Carnegie Mellon 81-06).....	30	311	129	37	.691
26. *Toby Bares (Wis.-Oshkosh 1984-06).....	23	303	87	33	.755
27. *Sonny Travis (Centre 1986-88; Va. Wesleyan 89-06).....	21	294	92	37	.739
28. Brian Chafin (Clarkson 1974-88; Centre 89-01) 28	294	142	31	.663	
29. Ron Shewcraft (Mass. Liberal Arts 1978-06).....	29	292	184	46	.603
30. *Gerry DiBartolo (Salisbury 1982-06).....	25	289	145	34	.654
31. *Andy Byrne (Mass.-Lowell 1979-80; Southern Ind. 81-83; Ithaca 84-06).....	28	285	154	39	.637
32. *Larry Zelencz (Gettysburg 80-85; Gust. Adolphus 86-06).....	27	281	146	48	.642
33. Don Lyle (Grove City 1972-05).....	34	277	206	47	.567
34. Robert Nye (Wooster 1964-94).....	31	269	187	41	.582
35. Tim Schum (Binghamton 1963-92).....	30	261	130	43	.651
36. *Bill Lessig (Connecticut Col. 1971-06).....	36	261	218	36	.542
37. Bob Leib (Me.-Farmington 1977-01).....	25	260	94	31	.716
38. *Paul McGinlay (Trinity [Tex.] 1991-06).....	16	259	53	19	.811
39. Gerd Lutter (Plymouth St. 1969-91).....	23	259	84	41	.728
40. *Ron McEachen (Middlebury 1976-84; Vermont 85-95; Skidmore 00-06).....	27	254	149	55	.615
41. Doug May (Rochester Inst. 1980-95; Nazareth 96-03).....	24	251	120	38	.660
42. *Rolf Piranian (Wash. & Lee 1976-06).....	31	250	207	33	.544
43. Ken Peterson (Oswego St. 1968-04).....	37	250	326	62	.440
44. Ray Cieplik (Coast Guard 1970-01).....	32	248	165	37	.592
45. Fred Taube (Cortland St. 1973-94).....	22	247	88	35	.715
46. *Malcolm MacPherson (Fitchburg St. 1982-90; WPI 01-06).....	27	243	131	28	.639
47. *Jon Anderson (Babson 1986-06).....	21	242	118	47	.652
48. *Steven Smith (Hope 1990-06).....	17	238	79	23	.734
49. *Steve Dawson (Wittenberg 1982-87, 89-06) ...	24	237	175	22	.571
50. *Phil Wingert (Wilkes 1982-06).....	25	237	200	35	.539

*Active coach.



Men's Conference Standings and Champions

2006 Division I Conference Standings	82
2006 Division II Conference Standings	83
2006 Division III Conference Standings	84
All-Time Division I Conference Champions	87



PEACH BELT ATHLETIC CONFERENCE

Table with columns: Team, Conference (W, L, T, Pct.), Full Season (W, L, T, Pct.). Rows include Landers, Clayton St., S.C.-Aiken, S.C. Upstate, UNC Pembroke, North Ga., Francis Marion, Ga. Southwestern.

PENNSYLVANIA STATE ATHLETIC CONFERENCE

Table with columns: Team, Conference (W, L, T, Pct.), Full Season (W, L, T, Pct.). Rows include East Stroudsburg, Lock Haven, West Chester, Slippery Rock, California (Pa.), Shippensburg, Bloomsburg, Millersville, Kutztown.

ROCKY MOUNTAIN ATHLETIC CONFERENCE

Table with columns: Team, Conference (W, L, T, Pct.), Full Season (W, L, T, Pct.). Rows include Fort Lewis, Metro St., Colorado Mines, Colorado St.-Pueblo, UC-Colo. Spgs., Regis (Colo.), Colo. Christian.

#Won conference tournament or playoff. *Provisional member

SOUTH ATLANTIC CONFERENCE

Table with columns: Team, Conference (W, L, T, Pct.), Full Season (W, L, T, Pct.). Rows include Carson-Newman, Lenoir-Rhyne, Presbyterian, Newberry, Catawba, Wingate, Mars Hill, Lincoln Memorial.

% Not eligible for conference title

SOUTHWEST SOCCER CONFERENCE

Table with columns: Team, Conference (W, L, T, Pct.), Full Season (W, L, T, Pct.). Rows include Midwestern St., Northeastern St., West Tex. A&M, Eastern N.M., Mo. Southern St.

The conference did not conduct a postseason tournament.

SUNSHINE STATE CONFERENCE

Table with columns: Team, Conference (W, L, T, Pct.), Full Season (W, L, T, Pct.). Rows include Lynn, Rollins, St. Leo, Nova Southeastern, Barry, Fla. Southern, Florida Tech, Tampa, Eckerd.

WEST VIRGINIA INTERCOLLEGIATE ATHLETIC CONFERENCE

Table with columns: Team, Conference (W, L, T, Pct.), Full Season (W, L, T, Pct.). Rows include West Va. Wesleyan, Shepherd, Salem Int'l#, Wheeling Jesuit, Davis & Elkins, Alderson-Broaddus, Charleston (W.V.), Ohio Valley, Pitt.-Johnstown, Seton Hill.

% Not eligible for conference title

INDEPENDENTS

Table with columns: Team, Full Season (W, L, T, Pct.). Rows include Tiffin, Truman, Oakland City, North Greenville, Palm Beach Atl., Columbia Union, Upper Iowa, Dist. Columbia, Mary*, Chowan.

2006 Division III Conference Standings

ALLEGHENY MOUNTAIN COLLEGIATE CONFERENCE

Table with columns: Team, Conference (W, L, T, Pct.), Full Season (W, L, T, Pct.). Rows include Medaille, Penn St.-Altoona, Lake Erie, Penn St.-Behrend, Pitt.-Bradford, Frostburg St., La Roche, Pitt.-Greensburg, Hilbert, Mount Aloysius.

AMERICAN SOUTHWEST CONFERENCE

Table with columns: Team, Conference (W, L, T, Pct.), Full Season (W, L, T, Pct.). Rows include Texas-Tyler, Schreiner, Ozarks (Ark.), Hardin-Simmons, Mississippi Col., Texas-Dallas, LeTourneau, Mary Hardin-Baylor, Texas Lutheran, East Tex. Baptist, Howard Payne, McMurry, Concordia-Austin, Louisiana Col.

#Won conference tournament or playoff. *Provisional member

CAPITAL ATHLETIC CONFERENCE

Table with columns: Team, Conference (W, L, T, Pct.), Full Season (W, L, T, Pct.). Rows include York (Pa.)#, Mary Washington, St. Mary's (Md.), Salisbury, Marymount (Va.), Goucher, Catholic, Hood, Gallaudet.

CENTENNIAL CONFERENCE

Table with columns: Team, Conference (W, L, T, Pct.), Full Season (W, L, T, Pct.). Rows include Johns Hopkins, Frank. & Marsh., Swarthmore, Gettysburg, Muhlenberg, Dickinson, McDaniel, Washington (Md.), Haverford, Ursinus.

CITY UNIVERSITY OF NEW YORK ATHLETIC CONFERENCE

Table with columns: Team, Conference (W, L, T, Pct.), Full Season (W, L, T, Pct.). Rows include CCNY, Baruch.

Table with columns: Team, Conference (W, L, T, Pct.), Full Season (W, L, T, Pct.). Rows include Hunter, Medgar Evers, York (N.Y.), Brooklyn, Staten Island, John Jay, City Tech.

COLLEGE CONFERENCE OF ILLINOIS AND WISCONSIN

Table with columns: Team, Conference (W, L, T, Pct.), Full Season (W, L, T, Pct.). Rows include North Park, Carthage, Wheaton (Ill.)#, Augustana (Ill.), Ill. Wesleyan, Millikin, Elmhurst, North Central (Ill.).

COMMONWEALTH CONFERENCE

Table with columns: Team, Conference (W, L, T, Pct.), Full Season (W, L, T, Pct.). Rows include Messiah, Widener, Susquehanna, Elizabethtown, Lebanon Valley, Moravian, Albright, Juniata.

NORTH EASTERN ATHLETIC CONFERENCE

Table with columns: Team, Conference (W, L, T, Pct.), Full Season (W, L, T, Pct.). Rows include Phila. Biblical, Villa Julie, Chestnut Hill#, Keuka, Bard, Keystone*, Cazenovia, Baptist Bible (Pa.), Penn St.-Berks*, Purchase*, Polytechnic (N.Y.), D'Youville.

NORTHERN ATHLETICS CONFERENCE

Table with columns: Team, Conference (W, L, T, Pct.), Full Season (W, L, T, Pct.). Rows include Dominican (Ill.)#, Aurora, Edgewood, Concordia (Wis.), Benedictine (Ill.), Wis. Lutheran, Lakeland, Concordia (Ill.), Maranatha Baptist, Marian (Wis.), Rockford+.

+Season cancelled after six games

NORTHWEST CONFERENCE

Table with columns: Team, Conference (W, L, T, Pct.), Full Season (W, L, T, Pct.). Rows include Puget Sound, Whitworth, Pacific Lutheran, Linfield, Pacific (Ore.), Whitman, George Fox, Willamette.

The conference did not conduct a postseason tournament.

OHIO ATHLETIC CONFERENCE

Table with columns: Team, Conference (W, L, T, Pct.), Full Season (W, L, T, Pct.). Rows include Ohio Northern#, Capital, Wilmington (Ohio), John Carroll, Muskingum, Baldwin-Wallace, Otterbein, Heidelberg, Mount Union, Marietta.

OLD DOMINION ATHLETIC CONFERENCE

Table with columns: Team, Conference (W, L, T, Pct.), Full Season (W, L, T, Pct.). Rows include Roanoke, Lynchburg#, Wash. & Lee, Va. Wesleyan, Hampden-Sydney, East. Mennonite, Bridgewater (Va.), Randolph-Macon, Guilford, Emory & Henry.

PENNSYLVANIA ATHLETIC CONFERENCE

Table with columns: Team, Conference (W, L, T, Pct.), Full Season (W, L, T, Pct.). Rows include Arcadia#, Alvernia, Wesley, Eastern, Misericordia, Cabrini.

Table with columns: Team, Conference (W, L, T, Pct.), Full Season (W, L, T, Pct.). Rows include Immaculata, Gwynedd-Mercy, Neumann, Marywood.

PRESIDENTS' ATHLETIC CONFERENCE

Table with columns: Team, Conference (W, L, T, Pct.), Full Season (W, L, T, Pct.). Rows include Bethany (W.V.), Westminster (Pa.)#, Grove City, Wash. & Jeff, Waynesburg, Thomas More, Thiel, St. Vincent*.

SKYLINE CONFERENCE

Table with columns: Team, Conference (W, L, T, Pct.), Full Season (W, L, T, Pct.). Rows include Stevens Institute#, Merchant Marine, Centenary (N.J.), Farmingdale St., St. Joseph's (L.I.), Mt. St. Mary (N.Y.), Old Westbury, Maritime (N.Y.), Manhattanville, Mt. St. Vincent.

ST. LOUIS INTERCOLLEGIATE ATHLETIC CONFERENCE

Table with columns: Team, Conference (W, L, T, Pct.), Full Season (W, L, T, Pct.). Rows include Webster, Greenville, Principia, Fontbonne#, Westminster (Mo.), Maryville (Mo.), Blackburn, MacMurray, Lincoln Christian*.

SOUTHERN CALIFORNIA INTERCOLLEGIATE ATHLETIC CONFERENCE

Table with columns: Team, Conference (W, L, T, Pct.), Full Season (W, L, T, Pct.). Rows include Redlands, Pomona-Pitzer, Cal Lutheran, Claremont-M-S, La Verne, Occidental, Whittier, Caltech.

The conference did not conduct a postseason tournament.

SOUTHERN COLLEGIATE ATHLETIC CONFERENCE

Table with columns: Team, Conference (W, L, T, Pct.), Full Season (W, L, T, Pct.). Rows include Trinity (Tex.), Southwestern (Tex.), Centre, DePauw, Oglethorpe, Austin, Rhodes, Hendrix, Sewanee, Millsaps.

The conference did not conduct a postseason tournament.

STATE UNIVERSITY OF NEW YORK ATHLETIC CONFERENCE

Table with columns: Team, Conference (W, L, T, Pct.), Full Season (W, L, T, Pct.). Rows include Genesee St.#, Plattsburgh St., Fredonia St., Brockport St., Oswego St., Cortland St., Buffalo St., New Paltz St., SUNYIT, Potsdam St.

UNIVERSITY ATHLETIC ASSOCIATION

Table with columns: Team, Conference (W, L, T, Pct.), Full Season (W, L, T, Pct.). Rows include Case Reserve, New York U., Washington-St. Louis, Carnegie Mellon, Chicago, Rochester, Emory, Brandeis.

The conference did not conduct a postseason tournament.

UPPER MIDWEST ATHLETIC CONFERENCE

Table with columns: Team, Conference (W, L, T, Pct.), Full Season (W, L, T, Pct.). Rows include Presentation*, St. Scholastica#, Northwestern (Minn.)*, Martin Luther, Northland, Minn.-Morris, Crown (Minn.)*, Bethany Lutheran*.

USA SOUTH ATHLETIC CONFERENCE

Table with columns: Team, Conference (W, L, T, Pct.), Full Season (W, L, T, Pct.). Rows include Chris. Newport, N.C. Wesleyan, Methodist, Greensboro#, Shenandoah, Ferrum, Averett.

INDEPENDENTS

Table with columns: Team, Full Season (W, L, T, Pct.). Rows include UC Santa Cruz, Oneonta St., Dallas, Wis.-Superior, Wis.-Platteville, Colorado Col., Wis.-Whitewater, Chapman, Neb. Wesleyan, Wis.-Oshkosh, St. Joseph's (Me.), Cal St. East Bay, Lincoln (Pa.), Milwaukee Engr., Newbury, Green Mountain (reclassification), Clarke, Yeshiva, Fisk, Southern Vt.

#Won conference tournament or playoff. *Provisional member

All-Time Division I Conference Champions

AMERICA EAST CONFERENCE

Year Regular Season

1989 Vermont
1990 Boston U.
1991 Boston U.
1992 Boston U.
1993 Boston U.
1994 Boston U.

1995 Drexel
1996 Hartford
1997 Hofstra
1998 Towson
1999 Hartford

2000 Northeastern
2001 Boston U.
2002 Northeastern
2003 UMBC
2004 Boston U.
2005 Stony Brook
2006 Binghamton

Year Conference Tournament

1989 Hartford
1990 Boston U.
1991 Hartford
1992 Hartford
1993 Boston U.
1994 Boston U.
1995 Boston U.
1996 Boston U.
1997 Boston U.

1998 Drexel
1999 Hartford
2000 Vermont
2001 Towson
2002 Northeastern

2003 Binghamton
2004 Boston U.
2005 Stony Brook
2006 Binghamton

1995 Virginia
1996 Virginia
1997 Duke
1998 Clemson
1999 Duke
2000 Duke

2001 North Carolina
2002 Virginia
2003 Wake Forest
2004 Maryland
2005 Wake Forest
2006 Maryland

2007 Duke
2008 Wake Forest
2009 Wake Forest
2010 Wake Forest
2011 Wake Forest
2012 Wake Forest

Year Conference Tournament

1987 North Carolina
1988 Virginia
1989 Wake Forest
1990 North Carolina St.
1991 Virginia
1992 Virginia
1993 Virginia
1994 Virginia
1995 Virginia

1996 Maryland
1997 Virginia
1998 Clemson
1999 Duke
2000 North Carolina
2001 Clemson

2002 Maryland
2003 Virginia
2004 Virginia
2005 Duke
2006 Duke

Note: From 1953 to 1986, the Atlantic Coast did not conduct a conference tournament. The first-place team(s) from regular-season play was declared the conference champion.

ATLANTIC SOCCER CONFERENCE

Year Regular Season

2000 Florida Int'l
2001 Philadelphia U.
2002 Florida Int'l
2003 Florida Int'l
2004 Florida Int'l
2005 Hartwick
2006 Adelphi

Year Conference Tournament

2005 Hartwick
2006 Adelphi

Note: From 2000 to 2004, the Atlantic Soccer did not conduct a conference tournament. The first-place team(s) from regular-season play was declared the conference champion.

ATLANTIC SUN CONFERENCE

Year Regular Season

1979 Hardin-Simmons
1980 Ga. Southern
1981 Not available
1982 Mercer (East)
1983 Houston Baptist (West)
Georgia St. (East)

1984 Houston Baptist (West)
Georgia St. (East)
1985 Houston Baptist (West)
Georgia St. (East)
Houston Baptist (West)
Ga. Southern (East)

1986 Centenary (La.) (West)
Ga. Southern (East)
1987 Centenary (La.) (West)
Stetson (East)
Centenary (La.) (West)

1988 Georgia St. (East)
Centenary (La.) (West)
1989 Centenary (La.) (West)
Georgia St. (East)
Centenary (La.) (West)
Ga. Southern (East)

1990 Centenary (La.) (West)
Florida Int'l (East)
1991 Centenary (La.) (West)
Mercer
1992 Col. of Charleston
Florida Int'l
1993 Florida Int'l (East)
Col. of Charleston (West)

1995 Florida Int'l (East)
Campbell (West)
1996 UCF and Florida Int'l (East)
Campbell and Col. of Charleston (West)
1997 Jacksonville (East)
Campbell (West)

1998 UCF
Jacksonville
1999 Jacksonville
2000 Georgia St.
Mercer

2001 Mercer
Stetson
2002 Mercer
2003 UCF
2004 UCF
Fla. Atlantic
Campbell
2005 Stetson

Year Conference Tournament

1979 Hardin-Simmons
1980 Hardin-Simmons
1981 La.-Monroe
1982 Houston Baptist
1983 Georgia St.
1984 Houston Baptist
1985 Houston Baptist
1986 Georgia St.
1987 Georgia St.

1988 Centenary (La.)
1989 Centenary (La.)
1990 Centenary (La.)
1991 Florida Int'l
1992 No tournament
1993 No tournament
1994 Col. of Charleston

1995 Col. of Charleston
1996 Col. of Charleston
1997 Georgia St.
1998 Jacksonville*

1999 Mercer
2000 Georgia St.
2001 Mercer
2002 UCF
2003 UCF
2004 UCF
2005 Stetson
2006 Gardner-Webb

*Championship later vacated.

ATLANTIC 10 CONFERENCE

Year Regular Season

1987 Rutgers (East)
Penn St. (West)
1988 Temple (East)
Penn St. (West)
1989 Rutgers (East)
Penn St. (West)

1990 Rutgers
1991 Rutgers
1992 George Washington
1993 Rutgers
1994 Massachusetts
1995 Rhode Island
1996 Rhode Island
1997 Virginia Tech

1998 Dayton
1999 Rhode Island
2000 Dayton
Massachusetts
Rhode Island
Massachusetts

2001 Richmond
2002 Duquesne
2003 Duquesne
2004 St. Louis
2005 Duquesne
Rhode Island
St. Louis

Year Conference Tournament

1987 Penn St.
1988 Penn St.
1989 Penn St.
1990 Rutgers
1991 Rutgers
1992 West Virginia
1993 Rutgers

ATLANTIC COAST CONFERENCE

Year Regular Season

1953 Maryland
1954 Maryland
1955 Maryland
1956 Maryland
1957 Maryland
1958 Maryland
1959 Maryland
1960 Maryland
1961 Maryland
1962 Maryland
1963 Maryland
1964 Maryland
1965 Maryland
1966 Maryland

1967 North Carolina
1968 Maryland
1969 Virginia
1970 Virginia
1971 Maryland
1972 Clemson
1973 Clemson
1974 Clemson
1975 Clemson
1976 Clemson
1977 Clemson
1978 Clemson
1979 Clemson
1980 Duke
1981 Clemson
1982 Clemson

1983 Duke
1984 Virginia
1985 Virginia
1986 Virginia
1987 Virginia
1988 Virginia
1989 Virginia
1990 Clemson
1991 Virginia
1992 Virginia
1993 Clemson
1994 North Carolina St.

1994	Rutgers
1995	Rhode Island
1996	Fordham
1997	Dayton
1998	Dayton
1999	Rhode Island
2000	Rhode Island
2001	Massachusetts
2002	George Washington
2003	Rhode Island
2004	George Washington
2005	Rhode Island
2006	Rhode Island

BIG EAST CONFERENCE

Year	Regular Season
1985	Connecticut (North) Pittsburgh (South)
1986	Syracuse (North) Seton Hall (South)
1987	Connecticut (North) Seton Hall (South)
1988	Connecticut and Syracuse (North) Seton Hall (South)
1989	Connecticut (North) Seton Hall (South)
1990	Seton Hall
1991	Seton Hall
1992	St. John's (N.Y.)
1993	St. John's (N.Y.)
1994	Georgetown
1995	Boston College
1996	St. John's (N.Y.)
1997	St. John's (N.Y.)
1998	Connecticut
1999	Rutgers
2000	Connecticut
2001	Connecticut
2002	Boston College
2003	St. John's (N.Y.)
2004	Notre Dame
2005	Connecticut (Blue) South Fla. (Red)
2006	West Virginia (Blue) Cincinnati (Red)

Year Conference Tournament

1982	Syracuse
1983	Connecticut
1984	Connecticut
1985	Syracuse
1986	Seton Hall
1987	Seton Hall
1988	Seton Hall
1989	Connecticut
1990	Boston College
1991	Seton Hall
1992	St. John's (N.Y.)
1993	St. John's (N.Y.)
1994	St. John's (N.Y.)
1995	St. John's (N.Y.)
1996	Notre Dame
1997	Rutgers
1998	St. John's (N.Y.)
1999	Connecticut
2000	Boston College
2001	St. John's (N.Y.)
2002	Boston College
2003	Notre Dame
2004	Connecticut
2005	Connecticut
2006	St. John's (N.Y.)

Note: From 1982 to 1984, the Big East did not conduct regular-season conference play.

BIG SOUTH CONFERENCE

Year	Regular Season
1984	Campbell
1985	Campbell
1986	Coastal Caro.
1987	Coastal Caro. Radford Winthrop
1988	Campbell Radford
1989	Coastal Caro.
1990	Campbell
1991	Radford
1992	UMBC
1993	Campbell

1994	UNC Greensboro
1995	UNC Greensboro
1996	UNC Greensboro
1997	Liberty
1998	Radford
1999	Coastal Caro. Liberty

2000	Coastal Caro.
2001	Liberty UNC Asheville
2002	Coastal Caro. Winthrop

2003	Coastal Caro.
2004	Birmingham-So.
2005	Birmingham-So.
2006	Winthrop

Year Conference Tournament

1984	Campbell
1985	Campbell
1986	Coastal Caro.
1987	Coastal Caro.
1988	Radford
1989	Coastal Caro.
1990	Coastal Caro.
1991	Campbell
1992	Campbell
1993	UNC Greensboro
1994	UNC Greensboro
1995	Coastal Caro.
1996	UNC Greensboro
1997	Charleston So.
1998	South Ala.
1999	Radford
2000	Radford
2001	Coastal Caro.
2002	Winthrop
2003	Coastal Caro.
2004	Coastal Caro.
2005	Coastal Caro.
2006	Winthrop

BIG TEN CONFERENCE

Year	Regular Season
1991	Wisconsin
1992	Wisconsin
1993	Indiana
1994	Indiana
1995	Penn St. Wisconsin
1996	Indiana
1997	Indiana
1998	Indiana
1999	Indiana
2000	Indiana
2001	Indiana
2002	Indiana
2003	Indiana
2004	Indiana Ohio St.
2005	Penn St.
2006	Indiana

Year Conference Tournament

1991	Indiana
1992	Indiana
1993	Penn St.
1994	Indiana
1995	Indiana and Wisconsin*
1996	Indiana
1997	Indiana
1998	Indiana
1999	Indiana
2000	Ohio St.
2001	Indiana
2002	Penn St.
2003	Indiana
2004	Michigan St.
2005	Penn St.
2006	Indiana

*Declared co-champions due to poor field conditions and time constraints for NCAA tournament play.

BIG WEST CONFERENCE

Year	Regular Season
1983	Fresno St. (North) UNLV (South)
1984	San Jose St. (North) UNLV (South)
1985	UNLV
1986	Cal St. Fullerton Fresno St.

1987	UNLV
1988	Fresno St.
1989	Fresno St.
1990	Fresno St.
1991	Fresno St.
2001	UC Santa Barb.
2002	UC Santa Barb.
2003	Cal St. Northridge
2004	UC Santa Barb.
2005	Cal St. Northridge
2006	UC Santa Barb.

Note: The Big West joined the Pacific-10 and Western Athletic Conferences to establish the Mountain Pacific Sports Federation in 1992. The Big West sponsored men's soccer again, beginning in 2001.

Year Conference Tournament

1983	Fresno St.
1984	UNLV

Note: From 1985 to 1991, and from 2001 to the present, the Big West has not conducted a conference tournament. The first-place team from regular-season play is declared the conference champion.

COLONIAL ATHLETIC ASSOCIATION**Year Regular Season**

1983	George Mason
1984	American George Mason
1985	American George Mason
1986	George Mason
1987	William & Mary
1988	Navy
1989	George Mason
1990	James Madison George Mason
1991	James Madison
1992	William & Mary
1993	James Madison
1994	James Madison William & Mary
1995	James Madison William & Mary
1996	William & Mary
1997	American
1998	VCU
1999	Old Dominion
2000	James Madison
2001	Old Dominion
2002	VCU William & Mary
2003	VCU
2004	VCU
2005	Old Dominion
2006	Towson

Year Conference Tournament

1983	William & Mary
1990	Richmond
1991	Old Dominion
1992	James Madison
1993	James Madison
1994	James Madison
1995	William & Mary
1996	William & Mary
1997	VCU
1998	Richmond
1999	William & Mary
2000	William & Mary
2001	James Madison
2002	VCU
2003	VCU
2004	Hofstra
2005	Hofstra
2006	Hofstra

Note: From 1984 to 1989, the Colonial Athletic Association did not conduct a conference tournament. The first-place team from regular-season play was declared the conference champion.

CONFERENCE USA**Year Regular Season**

1995	UAB
1996	Charlotte South Fla.
1997	Marquette South Fla.
1998	St. Louis South Fla.
1999	UAB

2000	St. Louis
2001	St. Louis
2002	Marquette
2003	St. Louis
	Cincinnati
	St. Louis
2004	Memphis
2005	SMU
2006	SMU
Year	Conference Tournament
1995	St. Louis
1996	South Fla.
1997	St. Louis
1998	South Fla.
1999	UAB
2000	St. Louis
2001	St. Louis
2002	St. Louis
2003	St. Louis
2004	Memphis
2005	South Carolina
2006	SMU

HORIZON LEAGUE

(Known as the Midwestern City Conference from 1979-85 and the Midwestern Collegiate Conference from 1985-01)

Year	Regular Season
1989	Notre Dame (North)
	Evansville and St. Louis (South)
1990	Evansville
1991	Evansville
1992	Xavier
1993	Notre Dame
1994	Butler and Xavier (East)
	Wis.-Green Bay (West)
1995	Detroit
1996	Butler
1997	Wis.-Milwaukee
1998	Butler
1999	Ill.-Chicago
2000	Ill.-Chicago
	Loyola (Ill.)
2001	Wis.-Milwaukee
2002	Wis.-Milwaukee
2003	Wis.-Milwaukee
2004	Butler
	Wis.-Milwaukee
2005	Detroit
2006	Ill.-Chicago
Year	Conference Tournament
1987	Evansville
1988	Notre Dame
1989	Evansville
1990	Evansville
1991	Evansville
1992	Evansville
1993	Notre Dame
1994	Notre Dame
1995	Butler
1996	Detroit
1997	Butler
1998	Butler
1999	Ill.-Chicago
2000	Ill.-Chicago
2001	Butler
2002	Wis.-Milwaukee
2003	Wis.-Milwaukee
2004	Wis.-Milwaukee
2005	Wis.-Milwaukee
2006	Loyola (Ill.)

Note: In 1987 and 1988, the Horizon League did not conduct regular-season conference play.

IVY LEAGUE

Year	Regular Season
1955	Harvard
	Penn
1956	Yale
1957	Princeton
1958	Harvard
1959	Harvard
1960	Princeton
1961	Harvard
1962	Harvard
	Penn
1963	Brown
	Harvard
1964	Brown
	Dartmouth

1965	Brown
1966	Brown
1967	Brown
1968	Brown
1969	Harvard
1970	Harvard
1971	Penn
1972	Penn
1973	Brown
1974	Brown
1975	Brown
	Cornell
1976	Brown
1977	Cornell
1978	Columbia
1979	Columbia
1980	Columbia
	Penn
1981	Columbia
1982	Columbia
1983	Columbia
1984	Columbia
1985	Columbia
1986	Yale
1987	Harvard
1988	Dartmouth
	Princeton
1989	Yale
1990	Dartmouth
1991	Yale
1992	Dartmouth
1993	Columbia
	Princeton
1994	Brown
	Harvard
1995	Brown
	Cornell
1996	Harvard
1997	Brown
1998	Brown
1999	Princeton
2000	Brown
2001	Brown
	Princeton
2002	Dartmouth
	Penn
2003	Brown
2004	Dartmouth
2005	Brown
	Dartmouth
	Yale
2006	Harvard

Note: The Ivy League does not conduct a conference tournament. The first-place team(s) from regular-season play is declared the conference champion.

METRO ATLANTIC ATHLETIC CONFERENCE

Year	Regular Season
1988	Army
1989	Loyola (Md.) (South)
	Army (North)
1990	Loyola (Md.)
1991	Loyola (Md.)
1992	Loyola (Md.)
1993	Loyola (Md.)
1994	Loyola (Md.)
1995	Loyola (Md.)
1996	Canisius
1997	Rider
1998	Fairfield
1999	Loyola (Md.)
2000	Loyola (Md.)
2001	Loyola (Md.)
2002	Loyola (Md.)
2003	Loyola (Md.)
2004	Loyola (Md.)
2005	Fairfield
2006	Fairfield
Year	Conference Tournament
1988	Army
1989	Loyola (Md.)
1990	Loyola (Md.)
1991	Loyola (Md.)
1992	Loyola (Md.)
1993	Loyola (Md.)
1994	Loyola (Md.)
1995	Loyola (Md.)
1996	Loyola (Md.)
1997	Rider

1998	Rider
1999	Fairfield
2000	Marist
2001	Loyola (Md.)
2002	Loyola (Md.)
2003	St. Peter's
2004	Marist
2005	Marist
2006	Fairfield
MID-AMERICAN CONFERENCE	
Year	Regular Season
1993	Akron
1994	Miami (Ohio)
1995	Akron
1996	Bowling Green
1997	Akron
1998	Akron
1999	Akron
2000	Akron
	Bowling Green
	Kentucky
	Marshall
2001	Kentucky
2002	Akron
	Bowling Green
2003	Kentucky
2004	Kentucky
2005	Akron
2006	Akron
	Northern Ill.
Year	Conference Tournament
1994	Miami (Ohio)
1995	Bowling Green
1996	Bowling Green
1997	Bowling Green
1998	Akron
1999	Kentucky
2000	Kentucky
2001	Kentucky
2002	Akron
2003	Western Mich.
2004	Akron
2005	Akron
2006	Northern Ill.

Note: In 1993, the Mid-American Conference did not conduct a conference tournament. The first-place team from regular-season play was declared the conference champion.

MISSOURI VALLEY CONFERENCE

Year	Regular Season
1991	Tulsa
1992	Creighton
1993	Creighton
1994	Creighton
1995	Creighton
1996	Creighton
1997	Missouri St.
1998	Bradley
1999	Missouri St.
2000	SMU
2001	SMU
2002	SMU
2003	Creighton
2004	SMU
2005	Bradley
2006	Bradley
	Creighton
Year	Conference Tournament
1991	Tulsa
1992	Creighton
1993	Creighton
1994	Creighton
1995	Creighton
1996	Evansville
1997	Creighton
1998	Creighton
1999	Missouri St.
2000	Creighton
2001	SMU
2002	Creighton
2003	SMU
2004	SMU
2005	Creighton
2006	Creighton

MOUNTAIN PACIFIC SPORTS FEDERATION

Year	Regular Season
-------------	-----------------------

1992	Washington (Mountain)
	UCLA (Pacific)
1993	Air Force (Mountain)
	UCLA (Pacific)
1994	Fresno St. (Mountain)
	UCLA (Pacific)
1995	Fresno St. (Mountain)
	UCLA (Pacific)
1996	California (Mountain)
	UCLA (Pacific)
1997	Stanford (Mountain)
	UCLA (Pacific)
1998	Washington
1999	Washington (Mountain)
	UCLA (Pacific)
2000	San Jose St. (Mountain)
	Cal St. Fullerton (Pacific)
2001	Sacramento St.
2002	New Mexico
2003	San Jose St.
2004	New Mexico
2005	New Mexico
2006	New Mexico
Year	Conference Tournament
1992	Washington
1993	UCLA
1994	Fresno St.
1995	UCLA
1996	UCLA
1997	UCLA
1999	Washington
2000	San Jose St.
2001	New Mexico
2002	New Mexico
2003	San Jose St.

Note: In 1998 and from 2004 to the present, the Mountain Pacific Sports Federation has not conducted a conference tournament. The first-place team from regular-season play was declared the conference champion.

NORTHEAST CONFERENCE

Year	Regular Season
1985	Long Island
1986	Long Island
1987	Loyola (Md.)
1988	Fairleigh Dickinson
1989	Long Island
1990	Monmouth
1991	St. Francis (N.Y.)
1992	Robert Morris
1993	Fairleigh Dickinson
	Monmouth
1994	Robert Morris
1995	Robert Morris
1996	Robert Morris
1997	St. Francis (N.Y.)
1998	Central Conn. St.
	St. Francis (N.Y.)
1999	UMBC
2000	Fairleigh Dickinson
2001	Fairleigh Dickinson
	Robert Morris
2002	Long Island
	UMBC
2003	Fairleigh Dickinson
2004	Fairleigh Dickinson
2005	Monmouth
2006	Monmouth
Year	Conference Tournament
1989	Fairleigh Dickinson
1990	Monmouth
1991	St. Francis (N.Y.)
1992	Rider
1993	Robert Morris
1994	Robert Morris
1995	St. Francis (N.Y.)
1996	St. Francis (N.Y.)
1997	Long Island
1998	St. Francis (N.Y.)
1999	UMBC
2000	Fairleigh Dickinson
2001	Fairleigh Dickinson
2002	Fairleigh Dickinson
2003	Fairleigh Dickinson
2004	Long Island
2005	Robert Morris
2006	Monmouth

Note: From 1985 to 1988, the Northeast Conference did not conduct a conference tournament. The first-place team from regular-season play was declared the conference champion.

PACIFIC-10 CONFERENCE

Year	Regular Season
2000	Washington
2001	Stanford
2002	UCLA
2003	UCLA
2004	UCLA
2005	UCLA
2006	California

Note: The Pacific-10 Conference does not conduct a conference tournament. The first-place team from regular-season play is declared the conference champion.

PATRIOT LEAGUE

Year	Regular Season
1990	Bucknell
1991	Navy
1992	Army
1993	Colgate
	Lafayette
1994	Lafayette
1995	Holy Cross
1996	Army
1997	Colgate
1998	Lafayette
1999	Holy Cross
2000	Bucknell
	Lafayette
2001	Holy Cross
2002	Holy Cross
2003	Bucknell
2004	American
2005	American
	Lafayette
2006	Lehigh

Conference Tournament

1990	Fordham
1991	Army
1992	Colgate
1993	Army
1994	Lafayette
1995	Lafayette
1996	Army
1997	Colgate
1998	Lafayette
1999	Lafayette
2000	Lehigh
2001	American
2002	Holy Cross
2003	Lafayette
2004	American
2005	Lafayette
2006	Bucknell

SOUTHERN CONFERENCE

Year	Regular Season
1966	West Virginia
1967	West Virginia
1968	George Washington
1969	George Washington
1970	Davidson
1971	Davidson
1972	Appalachian St.
1973	Appalachian St.
1974	Appalachian St.
1975	Appalachian St.
1976	William & Mary
1977	Appalachian St.
1978	Appalachian St.
1979	Appalachian St.
1980	Appalachian St.
1981	Appalachian St.
1982	Appalachian St.
1983	Davidson (North)
	Furman (South)
1984	Appalachian St. (North)
	Furman (South)
1985	Appalachian St. (North)
	Furman (South)
1986	Furman
1987	Furman
1988	Furman
1989	Appalachian St.
1990	Furman
1991	Furman
1992	Furman
1993	Furman
1994	Davidson
1995	Furman
1996	Furman
1997	Furman
1998	Furman
1999	Davidson
2000	Furman
2001	Furman
2002	Furman
2003	Furman
2004	Furman
2005	Furman
2006	Furman

1996	Furman
1997	Furman
1998	UNC Greensboro
	Furman
	UNC Greensboro
1999	Furman
2000	Furman
2001	Furman
2002	Furman
2003	Davidson
2004	UNC Greensboro
2005	Davidson
	UNC Greensboro
	UNC Greensboro
2006	UNC Greensboro
Year	Conference Tournament
1983	Furman
1984	Furman
1985	Appalachian St.
1988	Furman
1989	Furman
1990	Appalachian St.
1991	Furman
1992	Davidson
1993	Furman
1994	Furman
1995	Davidson
1996	Furman
1997	Furman
1998	UNC Greensboro
1999	Furman
2000	Furman
2001	Furman
2002	No champion*
2003	Davidson
2004	Col. of Charleston
2005	UNC Greensboro
2006	UNC Greensboro

**Second semifinal and championship games cancelled due to inclement weather.*

Note: From 1966 to 1982, and in 1986 and 1987, the Southern Conference did not conduct a conference tournament. The first-place team from regular-season play was declared the conference champion.

THE SUMMIT LEAGUE

(Known as the Mid-Continent Conference from 1983-06)

Year	Regular Season
1983	Eastern Ill.
1984	Cleveland St.
1985	Eastern Ill.
1986	Cleveland St.
1987	Eastern Ill.
1988	Cleveland St.
	Eastern Ill.
1989	Eastern Ill.
1990	Akron
	Northern Ill.
1991	Akron
1992	Wis.-Green Bay
1993	Wis.-Milwaukee
1994	Buffalo (East)
	Eastern Ill. (West)
1995	Central Conn. St. (East)
	Western Ill. (West)
1996	Howard (East)
	UMKC (West)
1997	Central Conn. St. (East)
	Valparaiso (West)
1998	Valparaiso
1999	IUPUI
	UMKC
	Oral Roberts
2000	Oakland
	Western Ill.
2001	UMKC
	Oakland
	Oral Roberts
2002	Oakland
2003	UMKC
	Oakland
2004	Oral Roberts
2005	Oakland
2006	Western Ill.
Year	Conference Tournament
1994	Central Conn. St.
1995	Central Conn. St.
1996	Valparaiso
1997	Howard
1998	Howard
1999	Oral Roberts

2000	IUPUI
2001	UMKC
2002	Oakland
2003	UMKC
2004	Western Ill.
2005	Western Ill.
2006	Western Ill.

Note: From 1983 to 1993, The Summit League did not conduct a conference tournament. The first-place team(s) from regular-season play was declared the conference champion.


WEST COAST CONFERENCE

Year	Regular Season
1981	San Francisco
1982	San Francisco
1983	San Francisco
1984	Santa Clara
1985	San Francisco
1986	San Francisco

1987	San Francisco
1988	Portland
1989	Portland
	Santa Clara
1990	Portland
	Santa Clara
1991	San Francisco
1992	Portland
	San Diego
1993	San Francisco
	Santa Clara
1994	San Francisco
	Santa Clara
1995	Portland
1996	Santa Clara
1997	Gonzaga
	Santa Clara
1998	Gonzaga
	San Diego
1999	San Diego

2000	San Diego
2001	Santa Clara
2002	Portland
2003	Santa Clara
2004	San Francisco
2005	San Francisco
2006	Santa Clara
Year	Conference Tournament
1981	San Francisco
1982	San Francisco
1983	San Francisco
1984	Santa Clara
1985	San Francisco
1986	San Francisco
1987	San Francisco

Note: From 1988 to the present, the West Coast Conference has not conducted a conference tournament. The first-place team(s) from regular-season play is declared the conference champion.



Men's Award Winners

Division I First-Team All-Americans (1910-2006)	94
Division I First-Team All-Americans by School.....	97
Division II First-Team All-Americans (1981-2006)	101
Division II First-Team All-Americans by School.....	102
Division III First-Team All-Americans (1981-2006)	103
Division III First-Team All-Americans by School.....	104
National Award Winners.....	106



All-America Teams

NOTE: The All-America teams were selected by the various team captains of the Intercollegiate Association Football League for the 1909-10 season. Various team managers selected the team from the 1910-11 season until 1917. No teams were selected in 1918 or 1919 due to World War I. From 1926-40, the teams were selected by coaches from the Intercollegiate Soccer Football Association. From 1936-40, there was no single All-America team, instead, the teams were selected by districts. In 1941, William Jeffrey of Penn St. and Richard Schmelzer of Rensselaer selected the team. Since 1942, the National Soccer Coaches Association of America has selected the team. Seasons were played in spring from 1910-14.

Division I First-Team All-America

(1910-2006)

1910

G—C.B. Spencer, Columbia
D—Crockett, Penn
D—Lester Cushing, Harvard
D—Fenn, Penn
D—Semple, Columbia
D—Wilmer Young, Haverford
F—C.E. Dwyer, Columbia
F—G.J. Dwyer, Columbia
F—Gay, Yale
F—Frank Leland, Harvard
F—Zoller, Columbia

1911

G—T.M. Stevenson, Cornell
D—Elwyn Bannon, Harvard
D—Kistler, Columbia
D—Tann, Yale
D—Howard Taylor, Haverford
D—Wilmer Young, Haverford
F—Jules Bentley, Haverford
F—Harry Byng, Harvard
F—G.J. Dwyer, Columbia
F—Gay, Yale
F—Mellor, Penn

1912

G—Dickinson, Yale
D—M.Davis, Cornell
D—Dickey, Yale
D—Hildor, Columbia
D—Pennell, Penn
D—Lloyd Smith, Haverford
F—Jules Bentley, Haverford
F—Harry Byng, Harvard
F—Gay, Yale
F—Jones, Penn
F—George McPhee, Penn

1913

G—Brayton Nichols, Harvard
D—Elwyn Bannon, Harvard
D—Robert Davis, Cornell
D—Dickey, Yale
D—Thomas Elkinton, Haverford
D—Eugene McCall, Harvard
F—Daniel Needham, Harvard
F—Stanholt, Columbia
F—Samuel Stokes, Haverford
F—Watson, Penn
F—Zoller, Columbia

SPRING 1914

G—Arthur Jackson, Princeton
D—Thomas Elkinton, Haverford
D—Henry Francke, Harvard
D—Francis Grant, Harvard
D—Shepard, Yale
D—Webster, Penn
F—Bell, Penn
F—Shanholt, Columbia
F—Samuel Stokes, Haverford
F—Tripp, Yale
F—Walter Weld, Harvard

1914

G—Hopkins, Penn
D—Clarence Dyer, Cornell
D—Moore Gates, Princeton
D—Howard Lynch, Cornell
D—Mohr, Penn
D—Webster, Penn
F—Baron, Penn
F—Frank Cary, Haverford
F—J. Coleman Jennings, Harvard
F—Shanholt, Columbia
F—Walter Weld, Harvard

1915

G—Arthur Jackson, Princeton
D—Hirst, Penn
D—Harold Hoskins, Princeton
D—Mohr, Penn
D—C. Earl Moore, Princeton
D—Frank Thomas, Cornell
F—Baron, Penn
F—Frank Cary, Haverford
F—Moore Gates, Princeton
F—Joseph Stokes, Haverford
F—Walter Weld, Harvard

1916

G—Henry Cohu, Princeton
D—Edwards, Penn
D—Harold Hoskins, Princeton
D—Mohr, Penn
D—Walter Shipley, Haverford
D—Wood, Yale
F—Baron, Penn
F—George Buzby, Haverford
F—Richard Cooke, Harvard
F—Arthur Preyer, Princeton
F—Tinsman, Penn

1917

G—Chester Osler, Haverford
D—Robert Barrie, Haverford
D—George Dibble, Cornell
D—Russell Iler, Cornell
D—Walter Shipley, Haverford
D—Clinton Thorpe, Haverford
F—Philip Corson, Haverford
F—William Nassau, Penn
F—Duncan Spencer, Penn
F—Elmer Thorpe, Haverford
F—Tinsman, Penn

1920

G—J. Crossan Cooper, Princeton
D—Binns, Penn
D—Darrow, Penn
D—Glenn Hunt, Princeton
D—E. Lawrence Keyes, Princeton
D—Alfred Muench, Haverford
F—Bingham, Penn
F—Coburn, Yale
F—Dowlin, Penn
F—Duncan Spencer, Penn
F—Stinson, Penn

1921

G—J. Crossan Cooper, Princeton
D—Hugh Futes, Cornell
D—Alfred Muench, Haverford
D—Patton, Penn
D—Smart, Princeton
D—Elliot Thompson, Cornell
F—Edward Elli, Cornell
F—John Jewett, Princeton

F—Francis Righter, Cornell
F—J. Moulton Thomas, Princeton
F—C.J. Woodridge, Princeton

1922

G—J. Crossan Cooper, Princeton
D—Amelia, Penn
D—Beard, Penn
D—John Smart, Princeton
D—John Sullivan, Harvard
D—Elliot Thompson, Cornell
F—Randolph Heizer, Harvard
F—McElroy, Penn
F—Francis Righter, Cornell
F—J. Moulton Thomas, Princeton
F—C.J. Woodridge, Princeton

1923

G—James Anderson, Penn
D—Castle, Penn
D—James Downs, Penn
D—Fisher, Yale
D—Thomas Garrett, Haverford
D—John Smart, Princeton
F—Hans Boos, Penn
F—J. Crossan Cooper, Princeton
F—William Lingelbach, Penn
F—McLaughlin, Penn
F—Robert Richie, Haverford

1924

G—Mulford Colebrook, Princeton
D—James Downs, Penn
D—Henry Evans, Haverford
D—Thomas Garrett, Haverford
D—Walter Pattison, Harvard
D—Zantzing, Yale
F—Willem Barnouw, Princeton
F—Hans Boos, Penn
F—James Gentle, Penn
F—William Lingelbach, Penn
F—Charles Stewart, Penn

1925

G—Mulford Colebrook, Princeton
D—Fisher, Princeton
D—Joseph MacKinnon, Harvard
D—William McDonald, Penn
D—Milliken, Yale
D—Zantzing, Yale
F—Willem Barnouw, Princeton
F—Hans Boos, Penn
F—Laurence Driggs, Harvard
F—James Gentle, Penn
F—William Saunders, Haverford

1926

G—Richard Thomas, Harvard
D—George Lippencott, Penn St.
D—Frankland Logan, Haverford
D—William McDonald, Penn
D—Samuel Nevins, Lehigh
D—Chian Shu, Cornell
F—Willem Barnouw, Princeton
F—John Packard, Princeton
F—Ed Pecori, Penn St.
F—William Saunders, Haverford
F—Charles Squires, Princeton

1927

G—William Alsop, Haverford
D—Carson Crocker, Princeton
D—Don Edgerton, Penn St.
D—William Frazier, Haverford
D—William Lingelbach, Penn
D—Strimlau, Penn St.
F—Morris Estes, Haverford
F—Dick Marshall, Penn St.
F—John Packard, Princeton
F—Ingram Richardson, Haverford
F—Redman Stewart, Princeton

1928

G—Ruddy, Yale
D—Henry Coles, Swarthmore
D—William Frazier, Haverford
D—Howard Johnson, Swarthmore

D—William Lingelbach, Penn
D—H. Bradley Sexton, Princeton
F—Depler Bullard, Lehigh
F—Dick Marshall, Penn St.
F—George Olditch, Cornell
F—Henry Rudy, Swarthmore
F—Smith, Yale

1929

G—Bob McCune, Penn St.
D—Herb Allen, Penn St.
D—William Frazier, Haverford
D—Howard Johnson, Swarthmore
D—Robertson, Yale
D—Newman Shirk, Haverford
F—Ashley, Yale
F—John Bright, Williams
F—Charles Kullman, Penn
F—Bill Lutz, Penn St.
F—Andre Stollmayer, Dartmouth

1930

G—John Faude, Harvard
D—John Bland, Harvard
D—Richard Bond, Swarthmore
D—James Donovan, Cornell
D—George Hutchinson, Navy
D—Whiteclans, Yale
F—Bud Anderson, Penn St.
F—Townsend Anderson, Penn
F—Wallie Brownback, Penn
F—Freeman, Yale
F—Charles Kullman, Penn

1931

G—Bob McCune, Penn St.
D—Lewis Byers, Lehigh
D—John Corry, Navy
D—Al Daykin, Penn St.
D—Willis Stetson, Swarthmore
D—John Williams, Lehigh
F—Townsend Anderson, Penn
F—Samuel Cochrane, Princeton
F—Charles Kullman, Penn
F—D. Rice Longaker, Haverford
F—Henry Rudy, Swarthmore

1932

G—Albert Zintl, Haverford
D—Luis Bermijillo, Cornell
D—Black, Syracuse
D—Al Daykin, Penn St.
D—Frank Evans, Penn St.
D—Parker, Springfield
F—Carl Hendrickson, Penn
F—Jordan, Yale
F—McEwan, Syracuse
F—Robertson, Springfield
F—J.J. Troth, Princeton

1933

G—Ray Bell, Penn St.
D—Black, Syracuse
D—J.E. Fletcher, Penn St.
D—Bob Graham, Penn St.
D—John Reilly, Penn
D—Strzepak, Illinois
F—J.W. Bielicki, Penn St.
F—Ed Finzel, Penn St.
F—Ramon Gonzalez, Penn
F—A. Thomas Richie, Haverford
F—Robertson, Springfield

1934

G—Ray Bell, Penn St.
D—Luis Bermijillo, Cornell
D—Bob Graham, Penn St.
D—E.P. Oelsner, Princeton
D—Rees, Springfield
D—Bill Sutliff, Penn St.
F—J.W. Bielicki, Penn St.
F—Chapman Brown, Haverford
F—George Faust, Penn
F—Bill McEwan, Penn St.
F—Everett Sanderson, Navy

1935

G—James Stewart, Penn
 D—Hampton Carson, Penn
 D—John Dorman, Harvard
 D—Oliver Pearson, Swarthmore
 D—Theodore Robie, Howard
 D—Ward, Yale
 F—Coerr, Yale
 F—Thomas Hollowell, Swarthmore
 F—Pond, Yale
 F—Charles Scott, Penn
 F—James Wood, Harvard

1936**NEW ENGLAND DISTRICT**

G—Peter Corn, Brown
 D—E.S. Church, Brown
 D—H.L. Henry, Brown
 D—Kay, Springfield
 D—Richard Powell, Harvard
 D—Spahr, Springfield
 F—Badger, Yale
 F—Lasell, Yale
 F—William Margeson, Brown
 F—Schoupe, Amherst
 F—James Wood, Harvard

MIDDLE ATLANTIC DISTRICT

G—Harper Follansbee, Princeton
 D—John Beck, Swarthmore
 D—Forbes, Penn
 D—Frank Luchard, Lehigh
 D—Oliver Pearson, Swarthmore
 D—Leslie Seely, Haverford
 F—R.H. Davison, Princeton
 F—Thomas Hollowell, Swarthmore
 F—William Hershey, Cornell
 F—Rodman Morgan, Princeton
 F—Everett Sanderson, Navy

1937**NEW ENGLAND DISTRICT**

G—Beiber, Springfield
 D—Malcolm Deardon, Brown
 D—Walter Jackson, Brown
 D—Bernard Jacobson, Harvard
 D—Keefe, Yale
 D—Raleigh, Yale
 F—Carter, Yale
 F—John Johansen, Harvard
 F—Mayer, Springfield
 F—Thomas Motley, Harvard
 F—Munro, Springfield

MIDDLE ATLANTIC DISTRICT

G—Richard Brunhouse, Swarthmore
 D—Jonathan Evans, Haverford
 D—Ridgeway Faust, Penn
 D—Archibald Fletcher, Princeton
 D—George Johnson, Princeton
 D—Whittmore Whittier, Haverford
 F—Leonard Darling, Cornell
 F—Frederick Richardson, Princeton
 F—Richard Sylvester, Princeton
 F—Hubert Taylor, Haverford
 F—Gary White, Swarthmore

1938**NEW ENGLAND DISTRICT**

G—Harold Williams, Harvard
 D—Dickinson, Yale
 D—Fox, Williams
 D—Nelson Hardenbergh, Harvard
 D—Hunt, Amherst
 D—Bernard Jacobson, Harvard
 F—Gray, Springfield
 F—J.J. Herguth, MIT
 F—John Johansen, Harvard
 F—David McEwen, WPI
 F—Howard Mendel, Harvard

MIDDLE ATLANTIC DISTRICT

G—Decker, Penn
 D—Jonathan Evans, Haverford
 D—Ridgeway Faust, Penn
 D—George Johnson, Princeton
 D—L. Crosby Lewis, Haverford
 D—David Watts, Princeton
 F—Eugene Crosby, Cornell
 F—William Evans, Haverford
 F—Frank Mears, Haverford

F—Frederick Richardson, Princeton
 F—Gary White, Swarthmore

1939**SOUTHERN DISTRICT**

G—Refo, Navy
 D—Galbreath, McDaniel
 D—Grenough, Virginia
 D—Thomas Harnsberger, Davidson
 D—Jack Hart, Towson
 D—John Partridge, Navy
 F—Haydar Asan, Duke
 F—William Briggs, Johns Hopkins
 F—Ernst, Maryland
 F—Robert Parker, Navy
 F—John Shock, Towson

NEW ENGLAND DISTRICT

G—Coote, Wesleyan (Conn.)
 D—Babb, Springfield
 D—Bijur, Brown
 D—Fox, Williams
 D—John Gidney, Dartmouth
 D—Roberts, Springfield
 F—Erickson, Yale
 F—Gray, Springfield
 F—Howard Mendel, Harvard
 F—Munro, Springfield
 F—Arthur Page, Harvard

MIDDLE ATLANTIC DISTRICT

G—Donald Robertson, Princeton
 D—W.R. Hosterman, Penn St.
 D—Robert McDonald, Penn
 D—John Perry, Cornell
 D—George Russell, Princeton
 D—David Watts, Princeton
 F—Charles Crothers, Swarthmore
 F—Alan Hunter, Penn
 F—George Nemchik, Temple
 F—Powell, Princeton
 F—Frederick Richardson, Princeton

1940**SOUTHERN DISTRICT**

G—Maisel, Maryland
 D—Jack Hart, Towson
 D—Keyes, Virginia
 D—Elvin Lewis, High Point
 D—Joseph Reedy, Navy
 D—Shockley, McDaniel
 F—Frank Davis, Navy
 F—Ernst, Maryland
 F—John Farrior, Davidson
 F—John Shock, Towson
 F—Tomlinson, McDaniel

NEW ENGLAND DISTRICT

G—John Munroe, Dartmouth
 D—Carton, Yale
 D—William Edgar, Harvard
 D—David Ives, Harvard
 D—Josephson, Wesleyan (Conn.)
 D—Saul Klamann, Massachusetts
 F—Freeman, Wesleyan (Conn.)
 F—Gray, Springfield
 F—Haines, Yale
 F—Gordon Smith, Dartmouth
 F—Waters, Wesleyan (Conn.)

MIDDLE ATLANTIC DISTRICT

G—Robert Ochs, Cornell
 D—Christopher Evans, Haverford
 D—Robert Ewing, Princeton
 D—W.R. Hosterman, Penn St.
 D—Robert Partridge, Penn
 D—Kenneth Roberts, Haverford
 F—Ward Chamberlain, Princeton
 F—Edward Flaccus, Haverford
 F—Anibal Galindo, Penn St.
 F—Richard Plummer, Princeton
 F—Edward Robie, Princeton

1941

G—Heisler, Amherst
 D—Stanton Cope, Swarthmore
 D—Cummings, Yale
 D—Bill Guckeyson, Army
 D—Jarina, Springfield
 D—Ports, Maryland
 F—Anibal Galindo, Penn St.
 F—Haines, Yale

F—Woody King, Penn St.
 F—Schmidt, Springfield
 F—Gordon Smith, Dartmouth

1942

G—Chandler Brewer, Princeton
 D—Cummings, Yale
 D—Dean Hartman, Penn St.
 D—Millet, Yale
 D—J.J. Palmer, Princeton
 D—Schubert, Rensselaer
 F—Ward Chamberlain, Princeton
 F—James Gifford, Army
 F—Andrew Hritz, Penn
 F—Jose Lonbana, Penn St.
 F—Pete Lorenc, Temple

1943

G—Samuel Gorsline, Navy
 D—William Chaires, Navy
 D—Jarina, Rensselaer
 D—Lilley, Rensselaer
 D—Palmer, Rensselaer
 D—Joseph Reeves, Navy
 F—Arturo Calisto, Navy
 F—Hritz, Penn
 F—Jose Lonbana, Penn St.
 F—Ralph Sciolla, Army
 F—Felix Teran, Rensselaer

1944

G—Gene Graebner, Penn St.
 D—Walter Bahr, Temple
 D—Hank Cobb, Army
 D—Edward McDonough, Cornell
 D—G.A. Reeves, Navy
 D—Herbert Van Ingen, Dartmouth
 F—Abbath, Yale
 F—Arturo Calisto, Navy
 F—Robert Kirk, Navy
 F—Robert Roberts, Dartmouth
 F—Davis Townsend, Penn

1945

G—Tom Tyree, Army
 D—Fred Barlow, Temple
 D—Cal Benedict, Army
 D—Robert Clayton, Haverford
 D—Bob Crowley, Army
 D—John Hamilton, Penn St.
 F—Brice, Yale
 F—Arturo Calisto, Navy
 F—Robert Ketchum, Penn
 F—Matlack, Penn St.
 F—Archie Ruggieri, Navy

1946

G—Tom Tyree, Army
 D—Fred Barlow, Temple
 D—Leland Fancher, Dartmouth
 D—Dean Hartman, Penn St.
 D—Al Laverson, Temple
 D—Will Van Breda Kolff, Princeton
 F—Branch Blair, Penn
 F—John Hamilton, Penn St.
 F—Evan Jones, Haverford
 F—Ben McLaughlin, Temple
 F—Geza Molnar, Lehigh

1947

G—Al Schaufelberger, Navy
 D—Jack Coulter, Navy
 D—Hogan, Springfield
 D—Tom Lambert, Temple
 D—Roger Peard, Navy
 D—Christian Pederson, Swarthmore
 F—John Hughes, Temple
 F—Evan Jones, Haverford
 F—Robert Rogers, Princeton
 F—Rolf Valtin, Swarthmore
 F—Whatford, Brockport St.

1948

G—Theodore Bondi, Brockport St.
 D—Brown, Cortland St.
 D—Ralph Hosterman, Penn St.
 D—Tom Lambert, Temple
 D—Andrew Lucine, Haverford
 D—Moutinho, Springfield
 F—Merritt Baldwin, Connecticut

F—Belt, Maryland
 F—Charles Berman, Cornell
 F—Carlos Fetteroff, Connecticut
 F—Stolzfus, Amherst

1949

G—Theodore Bondi, Brockport St.
 D—James Bloize, Connecticut
 D—Donald Dunbar, Amherst
 D—Stephan Negoesco, San Francisco
 D—Gerald Mahrer, Long Island
 D—Donald Thompson, Brockport St.
 F—Louis Dollarton, West Chester
 F—Clement Grillo, Long Island
 F—Harry Little, Penn St.
 F—Walter Lowmes, Penn
 F—Godfrey Nelson, Trinity (Conn.)

1950

G—Theodore Bondi, Brockport St.
 D—Jackson Hall, Dartmouth
 D—James Hannah, Seton Hall
 D—Richard Mothorpe, Brockport St.
 D—William Sheppell, Seton Hall
 D—Ralph Stern, West Chester
 F—George Andreadis, Long Island
 F—Derl Derr, Cornell
 F—Louis Dollarton, West Chester
 F—Gustavo Gomez, Rensselaer
 F—Harry Little, Penn St.

1951

G—Richard Miller, Oberlin
 D—Jacques Auguster, Rensselaer
 D—James Hannah, Seton Hall
 D—Thomas Morrell, Indiana
 D—Eugene Orbaker, Brockport St.
 D—Robert Palmer, Oberlin
 F—Peter Bellows, Oberlin
 F—George Boateng, Cornell
 F—Thomas Kennan, Earlham
 F—George Place, Swarthmore
 F—Anthony Puglisi, West Chester

1952

G—Will Ferguson, Kenyon
 D—Charles Butt, Springfield
 D—Jackson Hall, Dartmouth
 D—Joseph Marshall, Springfield
 D—Joseph Moulder, Oberlin
 D—Charles Ufford, Harvard
 F—Joseph Devaney, Penn
 F—Jack Dunn, Temple
 F—Anthony Puglisi, West Chester
 F—David Strauch, Duke
 F—Carl Yoder, Frank. & Marsh.

1953

G—William Cox, San Francisco
 D—Fred Gahres, East Stroudsburg
 D—Jay Germand, Springfield
 D—Fred James, Duke
 D—Leonard Oliver, Temple
 D—Vincent Palmieri, Cortland St.
 F—Winfield Carlough, Trinity (Conn.)
 F—Gabor Czako, Penn
 F—Henry Ford, Wesleyan (Conn.)
 F—Neil Mutschler, Trinity (Conn.)
 F—Manuel Ortiz, San Francisco

1954

G—Bruce Newell, Navy
 D—Leonard Oliver, Temple
 D—Vincent Palmieri, Cortland St.
 D—Hector Riquezes, Duke
 D—Robert Siemons, Allegheny
 D—Norman Thoms, Oberlin
 F—Francis Adams, Army
 F—Paul Clark, Wheaton (Ill.)
 F—Jack Dunn, Temple
 F—Richard Packer, Penn St.
 F—John Pinezich, Penn St.

1955

G—James Davins, Bridgeport
 D—Dale Conly, Oberlin
 D—John Hicks, Indiana
 D—Carlos Ossio, California
 D—Sergio Rey, West Chester
 D—Robert Simpson, Temple

F–David Arnold, Wheaton (Ill.)
 F–E.C. Kirk Hall, Amherst
 F–Oleh Karawan, Navy
 F–Richard Malinowski, Baltimore
 F–Richard Packer, Penn St.

1956

G–Michael Easterling, Wheaton (Ill.)
 D–Thomas Colmey, Duke
 D–Paul Coward, Purdue
 D–William Hughes, Brockport St.
 D–Henry Litchfuss, Towson
 D–Raymond Wilson, West Chester
 F–Michael Cooke, Yale
 F–Oswald Jethon, Drexel
 F–Kenneth Lindfors, Oberlin
 F–Douglas Raynard, Trinity (Conn.)
 F–Anthony Washofsky, Drexel

1957

G–Michael Easterling, Wheaton (Ill.)
 D–Paul Coward, Purdue
 D–John Nelson, Cornell
 D–Newlin Otto, Earlham
 D–John Paranos, CCNY
 D–Daniel Sullivan, Springfield
 F–Telahun Bekele, Purdue
 F–Thomas Fleck, West Chester
 F–Gerald Husted, Frank. & Marsh.
 F–Sergei Retinov, Swarthmore
 F–Per Torgenson, Penn St.

1958

G–Richard Williams, Penn
 D–Mohamad Ganie, UCLA
 D–John Jennings, Washington (Md.)
 D–John Meehan, Navy
 D–Newlin Otto, Earlham
 D–Remo Tabetto, UCLA
 F–Stanley Dlugosz, Drexel
 F–Oswald Jethon, Drexel
 F–Edward Lopresto, UCLA
 F–Alberto Sarria, Michigan St.
 F–Theodore Zornow, Rochester

1959

G–John Santos, Fairleigh Dickinson
 D–Joseph Cosgrove, Baltimore
 D–John Dueker, St. Louis
 D–James Gallo, Temple
 D–Peter Hezekiah, Howard
 D–Bohdan Huryn, Cleveland St.
 F–Walter Chyzowych, Temple
 F–Cecil Heron, Michigan St.
 F–Adam Pritz, Cleveland St.
 F–Erich Streder, Michigan St.
 F–James Taylor, Colgate

1960

G–George Politz, Baltimore
 D–William Heyen, Brockport St.
 D–Gyula Kovacsics, Haverford
 D–Barry Remley, West Chester
 D–Tom Scanlon, La Salle
 D–Hal Taylor, Haverford
 F–William Charlton, Temple
 F–Igor Lissy, Drexel
 F–Walt Schmidt, Rutgers
 F–Chris Sweeney, Cortland St.
 F–Jim Taylor, Colgate

1961

G–Andre Houtkruyer, CCNY
 D–Neil Fagan, Navy
 D–Reiner Kemeling, Michigan St.
 D–Gerald Li, San Fran. St.
 D–Helmut Poje, Brooklyn
 D–Harry Shirk, East Stroudsburg
 F–Kun Choo, California
 F–Magid Kria, Washington-St. Louis
 F–Robert Malone, St. Louis
 F–Alvord Rutherford, Williams
 F–Donald Williams, West Chester

1962

G–David Smoyer, Dartmouth
 D–Louis Buck, Penn
 D–Paul Fardy, Cortland St.
 D–Reiner Kemeling, Michigan St.
 D–Fritz Kungle, Akron

D–Bill Vieth, St. Louis
 F–Gerry Balassi, St. Louis
 F–Rubens Filizola, Michigan St.
 F–Karl Kaeser, Navy
 F–Keith Van Winkle, Middlebury
 F–Don Williams, West Chester

1963

G–Roger Curylo, Bridgeport
 D–Thomas Hennessy, St. Louis
 D–Myron Hura, Navy
 D–Michael Lonergan, Fairleigh Dickinson
 D–Anthony Martelli, Hartwick
 D–Helmut Poje, Brooklyn
 F–Winston Alexis, Howard
 F–Al Hershey, Elizabethtown
 F–Christian Ohiri, Harvard
 F–Walter Schmotolocha, Cleveland St.
 F–Keith Van Winkle, Middlebury

1964

G–Timothy Tarpley, California
 D–Don Ceresia, St. Louis
 D–Lee Cook, TCNJ
 D–Roy Eales, Maryland
 D–Daniel Goldstein, Fairleigh Dickinson
 D–Davis Webb, Middlebury
 F–Payton Fuller, Michigan St.
 F–Myron Hura, Navy
 F–Giedris Klivecka, Long Island
 F–Albert Korbus, San Jose St.
 F–Pat McBride, St. Louis

1965

G–Timothy Tarpley, California
 D–Lee Cook, TCNJ
 D–John Eastman, Ohio
 D–Nick Krat, Michigan St.
 D–Peter Prozik, Buffalo St.
 D–Steve Varsa, Catholic
 F–Janos Benedek, Ithaca
 F–Guy Bush, Michigan St.
 F–Lewis Fraser, San Jose St.
 F–Carl Gentile, St. Louis
 F–Pat McBride, St. Louis

1966

G–John Garrison, Middlebury
 D–Myron Bakun, Rutgers-Newark
 D–John Boles, Temple
 D–Ulick Bourke, Catholic
 D–Peter Hens, Michigan St.
 D–Reinhold Jabusch, Long Island
 D–Victor DeJong, Brown
 F–Jaffer Kassamali, Amherst
 F–Umit Kesim, Indiana
 F–Jack Kinealy, St. Louis
 F–Donald Prozik, Brockport St.

1967

G–Ford Brunner, Akron
 D–John Marks, Middlebury
 D–Ron McEachen, West Virginia
 D–Jacob Meehl, Temple
 D–Patrick Migliore, Brown
 D–Tom Teach, Navy
 F–Kirk Apostolidis, San Francisco
 F–Henry Camacho, San Jose St.
 F–Trevor Harris, Michigan St.
 F–Sander Hites, South Fla.
 F–Walter Werner, St. Louis

1968

G–Mario Jelencovich, Maryland
 D–Giancarlo Brandoni, Maryland
 D–Torgier Hague, San Francisco
 D–Bob Peffle, Temple
 D–William Smyth, Davis & Elkins
 D–Tom Williams, Brockport St.
 F–Rilda Ferreira, Davis & Elkins
 F–Trevor Harris, Michigan St.
 F–Manuel Hernandez, San Jose St.
 F–Tony Keyes, Michigan St.
 F–Fred Nourzad, San Jose St.

1969

G–Bruce Parkhill, Lock Haven
 D–Tony Elia, Hartwick
 D–Don Fowler, TCNJ

D–Peter Goosens, San Diego St.
 D–Len Renery, Columbia
 D–Karim Yassim, Elizabethtown
 F–Bob Durham, Philadelphia U.
 F–Manuel Hernandez, San Jose St.
 F–Abdula Jama, New York U.
 F–Alec Papadakis, Hartwick
 F–Rasim Tugberk, Maryland

1970

G–William Nuttal, Davis & Elkins
 D–Art Demling, Michigan St.
 D–Alan Harte, Quincy
 D–Nick Iwanik, Ill.-Chicago
 D–Gerardo Pagnani, Eastern Ill.
 D–Aladin Rodrigues, San Jose St.
 F–Alvin Henderson, Howard
 F–Richard Parkinson, Akron
 F–Randy Smith, Buffalo St.
 F–Stanley Startzell, Penn
 F–Al Trost, St. Louis

1971

G–Cal Kern, Buffalo St.
 D–Alan Harte, Quincy
 D–Gerardo Pagnani, Eastern Ill.
 D–John Schneider, Quincy
 D–Andy Smiles, Ohio
 D–William Smyth, Davis & Elkins
 F–Keith Aqvi, Howard
 F–Alvin Henderson, Howard
 F–John Moore, Brockport St.
 F–Richard Parkinson, Akron
 F–Mike Seerey, St. Louis

1972

G–Robert Rigby, East Stroudsburg
 D–Chris Bahr, Penn St.
 D–Gordon Cholmondeley, Philadelphia U.
 D–Alan Harte, Quincy
 D–Gerardo Pagnani, Eastern Ill.
 D–Hans Wango, Davis & Elkins
 F–Ian Bain, Howard
 F–Eugene Durham, Philadelphia U.
 F–Tom Kazembe, Wooster
 F–Chris Papagianis, Harvard
 F–Andrew Rymarczuk, Penn St.

1973

G–Frank Tusinski, Mo.-St. Louis
 D–David D'Errico, Hartwick
 D–Kip Jordan, Cornell
 D–Kevin Missey, Mo.-St. Louis
 D–Farrukh Quraishi, Oneonta St.
 D–Ferdinand Treusacher, Brown
 F–Henry Abadi, Clemson
 F–Chris Bahr, Penn St.
 F–Stephan Baumann, Penn
 F–Tom Kazembe, Wooster
 F–Dale Russell, Philadelphia U.

1974

G–Pete Mannos, Northern Ill.
 D–Jesse Cox, Loyola (Md.)
 D–Bruce Hudson, St. Louis
 D–John Nusum, Philadelphia U.
 D–Farrukh Quraishi, Oneonta St.
 D–Mickey Rooney, Keene St.
 F–Chris Bahr, Penn St.
 F–Franz Innocent, Connecticut
 F–Tom Kazembe, Wooster
 F–Fred Pereira, Brown
 F–Dale Russell, Philadelphia U.

1975

G–Pete Mannos, Northern Ill.
 D–Sam Bick, Quincy
 D–Nimrod Dreyfus, Adelphi
 D–Greg Makowski, SIU Edwardsville
 D–John Nusum, Philadelphia U.
 D–Dale Rothe, Baltimore
 F–Carlos Merchan, Fairleigh Dickinson
 F–George Nanchoff, Akron
 F–Steve Raibovsky, Brown
 F–Dale Russell, Philadelphia U.
 F–Eelson Seale, Philadelphia U.

1976

G–Dragan Radovich, St. Francis (N.Y.)
 D–Carl Christensen, Vermont

D–Greg Gorleku, Eastern Ill.
 D–Paul Hunter, Connecticut
 D–Greg Makowski, SIU Edwardsville
 D–Glenn Myernick, Hartwick
 F–Andy Atuegbu, San Francisco
 F–Ty Keough, St. Louis
 F–George Nanchoff, Akron
 F–Louie Nanchoff, Akron
 F–Fred Pereira, Brown

1977

G–Dragan Radovich, St. Francis (N.Y.)
 D–Adrian Brooks, Philadelphia U.
 D–Bill Gazonas, Hartwick
 D–Herve Guilloid, Fredonia St.
 D–Greg Makowski, SIU Edwardsville
 D–John Nusum, Philadelphia U.
 F–Angelo DiBernardo, Indiana
 F–Emilio John, Quincy
 F–John Maciel, Western Ill.
 F–Paul Milone, Princeton
 F–Rick Reice, Penn St.

1978

G–Dragan Radovich, St. Francis (N.Y.)
 D–Adrian Brooks, Philadelphia U.
 D–George Gorleku, Eastern Ill.
 D–Ty Keough, St. Louis
 D–Barry Nix, Columbia
 D–Greg Ryan, SMU
 F–Raymond Ford, UMBC
 F–George Lesyw, Temple
 F–Ole Mikkelsen, UCLA
 F–Peter Notaro, Loyola (Md.)
 F–James Stamatis, Penn St.

1979

G–Randy Phillips, SMU
 D–Saeid Baghvardani, SMU
 D–Mike Freitag, Indiana
 D–Barry Nix, Columbia
 D–Jerry Reardon, Adelphi
 D–John Young, Hartwick
 F–Armando Betancourt, Indiana
 F–Steve Charles, Columbia
 F–Nnamdi Nwokocha, Clemson
 F–Clyde O'Garro, St. Francis (N.Y.)
 F–Ray Taylor, Western Ill.

1980

G–Randy Phillips, SMU
 D–Saeid Baghvardani, SMU
 D–Tim Gargan, Lock Haven
 D–Erhardt Kapp, Connecticut
 D–Joseph Morrone Jr., Connecticut
 D–Kevin Murphy, Rhode Island
 F–Trevor Adair, Lock Haven
 F–Hernan Boria, NJIT
 F–Damien Kelly, Eastern Ill.
 F–Kamal Khalilian, SMU
 F–Robert Meschbach, Indiana

1981

G–Skip Gilbert, Vermont
 D–Dan Canter, Penn St.
 D–Richard Chinapoo, Long Island
 D–Tom Groark, Southern Ill.
 D–Tom McDonald, Philadelphia U.
 D–Barry Nix, Columbia
 F–Armando Betancourt, Indiana
 F–Pedro DeBrito, Connecticut
 F–John Hayes, St. Louis
 F–Damien Kelly, Eastern Ill.
 F–Agyeman Prempeh, Eastern Ill.

1982

G–Skip Gilbert, Vermont
 D–Lou Karbiener, Penn St.
 D–Erik Nelson, San Francisco
 D–Adubarie Otorobio, Clemson
 D–Joseph Ulrich, Duke
 F–Matthew English, Akron
 F–Tom Killeen, Philadelphia U.
 F–Kevin Maher, Yale
 F–Steve McLean, Philadelphia U.
 F–Neil Ridgway, Bowling Green
 F–Roy Wegerle, South Fla.

1983

G–James Swanner, Clemson

D—Michael Jeffries, Duke
 D—David Masur, Rutgers
 D—Simon Spelling, Akron
 D—Jose Vidal, Boston U.
 M—Michael Brady, American
 M—Aidan McCluskey, Fairleigh Dickinson
 M—Neil Ridgway, Bowling Green
 F—Thomas Kain, Duke
 F—Steve McLean, Philadelphia U.
 F—Roy Wegerle, South Fla.

1984

G—Jeffrey Duback, Yale
 D—Albert Adabe, Eastern Ill.
 D—Adubarie Otorobio, Clemson
 D—Shaun Pendleton, Akron
 M—Anthony Bono, Drexel
 M—Dale Ervine, UCLA
 M—Aidan McCluskey, Fairleigh Dickinson
 F—John Gaffney, Virginia
 F—Thomas Kain, Duke
 F—Michael King, Fairleigh Dickinson
 F—Sam Okpodu, North Carolina St.

1985

G—Tim Borer, Old Dominion
 D—Paul Caligiuri, UCLA
 D—Shaun Pendleton, Akron
 D—Michael Reynolds, George Mason
 M—John Kerr, Duke
 M—Mark Mettrick, Hartwick
 M—Bruce Murray, Clemson
 F—Michael Brady, American
 F—Eric Eichmann, Clemson
 F—Thomas Kain, Duke
 F—Sam Sumo, George Mason

1986

G—Jeffrey Duback, Yale
 D—Paul Caligiuri, UCLA
 D—Benjamin Okaroh, Boston U.
 D—Steve Trittschuh, SIU Edwardsville
 M—Mark Francis, SMU
 M—Gary Furlong, Maryland
 M—John Harkes, Virginia
 F—John Catliff, Harvard
 F—Guy Furfaro, Philadelphia U.
 F—George Gelnovatch, Virginia
 F—John Kerr, Duke

1987

G—Robert Willen, Virginia
 D—Seamus Purcell, Providence
 D—Paul Rutenis, Clemson
 D—David Smyth, North Carolina
 M—John Harkes, Virginia
 M—Mark Mettrick, Hartwick
 M—Tab Ramos, North Carolina St.
 F—Doug Allison, South Carolina
 F—Bruce Murray, Clemson
 F—Ken Snow, Indiana
 F—Peter Vermes, Rutgers

1988

G—Tony Meola, Virginia
 D—Jeff Agoos, Virginia
 D—Marcelo Balboa, San Diego St.
 D—Kevin Grimes, SMU
 F—Scott Bendetti, Portland
 F—Brian Benedict, Duke
 F—Henry Gutierrez, North Carolina St.
 F—Patrick O'Kelly, Seton Hall
 F—Mark Santel, St. Louis
 F—Ken Snow, Indiana
 F—Joey Valenti, Duke

1989

G—Tony Meola, Virginia
 D—Kevin Grimes, SMU
 D—Cameron Rast, Santa Clara
 D—Kevin Wylie, Vermont
 M—David Banks, Philadelphia U.
 M—Tim Martin, Fresno St.
 M—Patrick O'Kelly, Seton Hall
 F—Clark Brisson, South Carolina
 F—Peter Isaacs, Harvard
 F—Robert Paterson, Evansville
 F—Ken Snow, Indiana

1990

G—Kasey Keller, Portland
 D—Jeff Agoos, Virginia
 D—Scott Cannon, Evansville
 D—Tom Loeber, South Carolina
 M—Dario Brose, North Carolina St.
 M—Chad Deering, Indiana
 M—Mark Santel, St. Louis
 F—Steve Rammel, Rutgers
 F—Ken Snow, Indiana
 F—William Thompson, UCLA
 F—David Weir, Evansville

1991

G—Brad Friedel, UCLA
 D—Alexi Lalas, Rutgers
 D—Mike Lappas, UCLA
 D—Cameron Rast, Santa Clara
 M—Peter DiMaggio, Columbia
 M—Graham Merryweather, Evansville
 M—Claudio Reyna, Virginia
 F—Gerell Elliott, Fresno St.
 F—Henry Gutierrez, North Carolina St.
 F—Manuel Lagos, Wis.-Milwaukee
 F—Dante Washington, Radford

1992

G—Brad Friedel, UCLA
 D—Joseph Addo, George Mason
 D—Scott Schweitzer, North Carolina St.
 D—Hector Zamora, Seton Hall
 M—Joe-Max Moore, UCLA
 M—Claudio Reyna, Virginia
 M—Joseph Thieman, Princeton
 F—Ben Crawley, Virginia
 F—Robert Martella, Bowling Green
 F—Alan Prampin, SMU
 F—Robert Ukrop, Davidson

1993

G—Tim Deck, Wisconsin
 D—Shane Battelle, St. Louis
 D—Pedro Lopes, Rutgers
 D—Jorge Salcedo, UCLA
 M—Brian Kamler, Creighton
 M—Jason Kreis, Duke
 M—Claudio Reyna, Virginia
 F—Keith DeFini, Creighton
 F—Jimmy Glenn, Clemson
 F—Brian McBride, St. Louis
 F—Staale Soebye, San Francisco

1994

G—David Kramer, Fresno St.
 D—Brandon Pollard, Virginia
 D—Eddie Pope, North Carolina
 M—Jason Kreis, Duke
 M—Brian Maisonneuve, Indiana
 M—Matt McKeon, St. Louis
 M—Todd Yeagley, Indiana
 F—Brent Bennett, James Madison
 F—Mac Cozier, Charlotte
 F—Darren Eales, Brown
 F—Staale Soebye, San Francisco

1995

G—Chris Snitko, UCLA
 D—Scott Lamphear, Wisconsin
 D—Ian McIntyre, Hartwick
 D—Brandon Pollard, Virginia
 M—Ben Hickey, St. John's (N.Y.)
 M—Jesse Marsch, Princeton
 M—Clint Mathis, South Carolina
 F—Mike Fisher, Virginia
 F—Matt McKeon, St. Louis
 F—Toni Siikala, Campbell
 F—Andrew Williams, Rhode Island

1996

G—Jon Busch, Charlotte
 D—Tahj Jakins, UCLA
 D—Pete Santora, Furman
 D—John Stratton, Air Force
 M—Mike Fisher, Virginia
 M—Steve Klein, Bowling Green
 M—Mike Mekelburg, South Fla.
 F—Tony Kuhn, Vanderbilt
 F—Ignace Moleka, Florida Int'l
 F—Johnny Torres, Creighton
 F—Andrew Williams, Rhode Island

1997

G—Matthew Jordan, Clemson
 D—Leo Cullen, Maryland
 D—Kevin Daly, St. John's (N.Y.)
 D—Pete Santora, Furman
 M—Daniel Hernandez, SMU
 M—Alen Kozic, Florida Int'l
 M—Ben Olsen, Virginia
 F—Wade Barrett, William & Mary
 F—Sigurdur Eydolfsson, UNC Greensboro
 F—Dema Kovalenko, Indiana
 F—Johnny Torres, Creighton

1998

G—Adin Brown, William & Mary
 D—Matt Chulis, Virginia
 D—Jamie Clark, Stanford
 D—Kevin Kalish, St. Louis
 M—Lazo Alavanja, Indiana
 M—Jay Heaps, Duke
 M—Wojtek Krakowiak, Clemson
 M—Maurizio Rocha, Connecticut
 F—Chris Albright, Virginia
 F—Seth George, UCLA
 F—Dema Kovalenko, Indiana
 F—Richard Mulrooney, Creighton

1999

G—Adin Brown, William & Mary
 D—Nick Garcia, Indiana
 D—Eric Denton, Santa Clara
 D—David Wright, Creighton
 M—Carl Bussey, SMU
 M—Daniel Alvarez, Furman
 M—Jeff DiMaria, St. Louis
 M—Sasha Victorine, UCLA
 F—John Barry Nusum, Furman
 F—Mohamed Fahim, SMU
 F—Ricardo Villar, Penn St.
 F—Aleksy Korol, Indiana

2000

G—Chris Hamblin, Boston College
 D—Chris Gbandi, Connecticut
 D—Cory Gibbs, Brown
 D—Ryan Suarez, San Jose St.
 M—Mark Lisi, Clemson
 M—Jorge Martinez, San Jose St.
 M—Ryan Nelsen, Stanford
 M—Carl Bussey, SMU
 F—Chris Carrieri, North Carolina
 F—Ali Curtis, Duke
 F—John Barry Nusum, Furman

2001

G—Byron Foss, SMU
 D—Chris Gbandi, Connecticut
 D—Daniel Jackson, North Carolina
 D—Lee Morrison, Stanford
 M—Luchi Gonzalez, SMU
 M—Kyle Martino, Virginia
 M—Diego Walsh, SMU
 F—Nicholas McCreath, Rhode Island
 F—Pat Noonan, Indiana
 F—John Barry Nusum, Furman
 F—Dipsy Selolwane, St. Louis

2002

G—Doug Warren, Clemson
 D—Todd Duniav, Stanford
 D—John Swann, Indiana
 D—Chris Wingert, St. John's (N.Y.)
 M—Ricardo Clark, Furman
 M—Sumed Ibrahim, Maryland
 M—Andres Murriagu, Loyola Marymount
 M—Diego Walsh, SMU
 F—Alecko Eskandarian, Virginia
 F—Pat Noonan, Indiana
 F—Tim Pierce, UCLA
 F—Mike Tranchilla, Creighton

2003

G—Will Hesmer, Wake Forest
 D—Leonard Griffin, UCLA
 D—Trevor McEachron, Old Dominion
 D—Chris Wingert, St. John's (N.Y.)
 M—Scott Buete, Maryland
 M—Sumed Ibrahim, Maryland
 M—C.J. Klaas, Washington

F—Adom Crew, Brown
 F—Ned Grabavoy, Indiana
 F—Vedad Ibisevic, St. Louis
 F—Joseph Ngwenya, Coastal Caro.

2004

G—Christopher Sawyer, Notre Dame
 D—Ugochukwu Ihemelu, SMU
 D—Drew Moor, Indiana
 D—Gonzalo Segares, VCU
 M—Mike Enfield, UCLA
 M—C.J. Klaas, Washington
 M—Sacha Kljestan, Seton Hall
 M—Danny O'Rourke, Indiana
 F—Justin Moose, Wake Forest
 F—Randi Patterson, UNC Greensboro
 F—Ryan Pore, Tulsa
 F—Jeff Rowland, New Mexico

2005

G—Chris Dunsheath, Bradley
 D—Gregory Dalby, Notre Dame
 D—Tyson Wahl, California
 D—Marvel Wynne, UCLA
 M—Medi Ballouchy, Santa Clara
 M—Scott Jones, UNC Greensboro
 M—Yohann Mauger, Akron
 M—Brian Plotkin, Indiana
 F—Jason Garey, Maryland
 F—Ross McKenzie, Akron
 F—Jeff Rowland, New Mexico
 F—Willie Sims, Cal St. Northridge

2006

G—Nick Noble, West Virginia
 D—Andrew Boyens, New Mexico
 D—Julius James, Connecticut
 D—Jay Needham, SMU
 D—John O'Reilly, Lehigh
 M—Greg Dalby, Notre Dame
 M—Maurice Edu, Maryland
 M—Ryan Maduro, Providence
 F—Omar Cummings, Cincinnati
 F—Charlie Davies, Boston College
 F—Edson Elcock, Old Dominion
 F—Joseph Lapira, Notre Dame

Division I First- Team All-Americans by School

ADELPHI (2)

75—Nimrod Dreyfuss
 79—Jerry Reardon

AIR FORCE (1)

96—John Stratton

AKRON (12)

62—Fritz Kungle
 67—Ford Brunner
 70—Richard Parkinson
 71—Richard Parkinson
 75—George Nanchoff
 76—George Nanchoff
 Louie Nanchoff
 83—Simon Spelling
 84—Shaun Pendleton
 85—Shaun Pendleton
 2005—Yohann Mauger
 Ross McKenzie

AMERICAN (2)

83—Michael Brady
 85—Michael Brady

AMHERST (7)

36—Schoupe *
 38—Hunt*
 41—Heisler
 48—Stolzhus
 49—Donald Dunbar
 55—E.C. Kirk Hall
 66—Jaffer Kassamali

ARMY (9)

41—Bill Guckeyson
 42—James Gifford
 43—Ralph Sciolla
 44—Hank Cobb

45—Cal Benedict
Bob Crowley
Tom Tyree
46—Tom Tyree
54—Francis Adams
BALTIMORE (4)
55—Richard Malinowski
59—Joseph Cosgrove
60—George Politz
75—Dale Rothe
BOSTON COLLEGE (2)
2000—Chris Hamblin
06—Charlie Davies
BOSTON U. (2)
83—Jose Vidal
86—Benjamin Okaroh
BOWLING GREEN (4)
82—Neil Ridgway
83—Neil Ridgway
92—Robert Martella
96—Steve Klein
BRADLEY (1)
2005—Chris Dunsheath
BRIDGEPORT (2)
55—James Davins
63—Roger Curylo
BROCKPORT ST. (12)
47—Whatford
48—Theodore Bondi
49—Theodore Bondi
Donald Thompson
50—Theodore Bondi
Richard Mothorpe
51—Eugene Orbaker
56—William Hughes
60—William Heyen
66—Donald Prozik
68—Tom Williams
71—John Moore
BROOKLYN (2)
61—Helmut Poje
63—Helmut Poje
BROWN (16)
36—E.S. Church*
Peter Corn*
H.L. Henry*
William Margeson*
37—Malcom Deardon*
Walter Jackson*
39—A.H. Bijur*
66—Victor DeJong
67—Patrick Migliore
73—Ferdinand Treusacher
74—Fred Pereira
75—Steve Raibovsky
76—Fred Pereira
94—Darren Eales
2000—Cory Gibbs
03—Adom Crew
BUFFALO ST. (3)
65—Peter Prozik
70—Randy Smith
71—Cal Kern
CALIFORNIA (5)
55—Carlos Ossio
61—Kun Choo
64—Timothy Tarpley
65—Timothy Tarpley
2005—Tyson Wahl
CAL ST. NORTHRIDGE (1)
2005—Willie Sims
CAMPBELL (1)
95—Toni Siikala
CATHOLIC (2)
65—Steve Varsa
66—Ulick Bourke
CHARLOTTE (2)
94—Mac Cozier
96—Jon Busch
CINCINNATI (1)
2006—Omar Cummings
CCNY (2)
57—John Paranos
61—Andre Houtkrayer

CLEMSON (14)
73—Henry Abadi
79—Nnamdi Nwokocha
82—Adubarie Otorobio
83—James Swanner
84—Adubarie Otorobio
85—Eric Eichmann
Bruce Murray
87—Bruce Murray
Paul Rutenis
93—Jimmy Glenn
97—Matthew Jordan
98—Wojtek Krakowiak
2000—Mark Lisi
02—Doug Warren
CLEVELAND ST. (3)
59—Peter Hezekiah
Adam Pintz
63—Walter Schmotolocha
COASTAL CARO. (1)
2003—Joseph Ngwenya
COLGATE (2)
59—Jim Taylor
60—Jim Taylor
COLUMBIA (18)
10—C.E. Dwyer
G.J. Dwyer
Semple
C.B. Spencer
Zoller
11—G.J. Dwyer
Kistler
12—Hildor
13—Shanholt
Zoller
14s—Shanholt
14—Shanholt
69—Lee Renery
78—Barry Nix
79—Steve Charles
Barry Nix
81—Barry Nix
91—Peter DiMaggio
CONNECTICUT (12)
48—Merritt Baldwin
Carlos Fetteroff
49—James Blozie
74—Frank Innocent
76—Paul Hunter
80—Erhardt Kapp
Joseph Morrone
81—Pedro DeBrito
98—Maurizio Rocha
2000—Chris Gbandi
01—Chris Gbandi
06—Julius James
CORNELL (30)
11—T.N. Stevenson
12—M. Davis
13—Robert Davis
14—Clarence Dyer
Howard Lynch
15—Frank Thomas
17—George Dibble
Russell Iler
21—Edwardo Elli
Hugh Futes
Francis Righter
Elliot Thompson
22—Francis Righter
Elliot Thompson
26—Chian Su
28—George Olditch
30—James Donovan
32—Luis Bermijillo
34—Luis Bermijillo
36—William Hershey*
37—Leonard Darling*
38—Eugene Crosby*
39—John Perry*
40—Robert Ochs*
44—Edward McDonough
48—Charles Berman
50—Derl Derr
51—George Boateng
57—John Nelson
73—Kip Jordan
CORTLAND ST. (5)
48—Brown

53—Vincent Palmieri
54—Vincent Palmieri
60—Chris Sweeney
62—Paul Fardy
CREIGHTON (7)
93—Keith DeFini
Brian Kamler
96—Johnny Torres
97—Johnny Torres
98—Richard Mulrooney
99—David Wright
2002—Mike Tranchilla
DARTMOUTH (11)
29—Andre Stollmayer
39—John Gidney*
40—John Munroe*
Gordon Smith*
41—Gordon Smith
44—Robert Roberts
Herbert Van Ingen
46—Leland Fancher
50—Jackson Hall
52—Jackson Hall
62—David Smoyer
DAVIDSON (3)
39—Thomas Harnsberger*
40—John Farrior*
92—Robert Ukrop
DAVIS & ELKINS (5)
68—Rilda Ferreira
William Smyth
70—William Nuttal
71—William Smyth
72—Hans Wango
DREXEL (6)
56—Oswald Jethon
Anthony Washofsky
58—Stanley Dlugosz
Oswald Jethon
60—Igor Lissy
84—Anthony Bono
DUKE (18)
39—Haydar Asan*
52—David Strauch
53—Fred James
54—Robert Riquezes
56—Thomas Colmey
82—Joseph Ulrich
83—Michael Jeffries
Thomas Kain
84—Thomas Kain
85—Thomas Kain
John Kerr
86—John Kerr
88—Brian Benedict
Joey Valenti
93—Jason Kreis
94—Jason Kreis
98—Jay Heaps
2000—Ali Curtis
EARLHAM (3)
51—Thomas Kennan
57—Newlin Otto
58—Newlin Otto
EAST STROUDSBURG (3)
53—Fred Gahres
61—Harry Shirk
72—Robert Rigby
EASTERN ILL. (9)
70—Gerardo Pagnani
71—Gerardo Pagnani
72—Gerardo Pagnani
76—George Gorleku
78—George Gorleku
80—Damien Kelly
81—Damien Kelly
Agyeman Prempeh
84—Albert Adabe
ELIZABETHTOWN (2)
63—Al Hershey
69—Karim Yassim
EVANSVILLE (4)
89—Robert Paterson
90—Scott Cannon
David Weir
91—Graham Merryweather

FAIRLEIGH DICKINSON (7)
59—John Santos
63—Michael Lonergan
64—Daniel Goldstein
75—Carlos Merchan
83—Aidan McCluskey
84—Aidan McCluskey
Michael King
FLORIDA INT'L (2)
96—Ignace Moleka
97—Alen Kozić
FRANK. & MARSH. (2)
52—Carl Yoder
57—Gerald Husted
FREDONIA ST. (1)
77—Herve Guilloid
FRESNO ST. (3)
89—Tim Martin
91—Gerell Elliott
94—David Kramer
FURMAN (7)
96—Pete Santora
97—Pete Santora
99—Daniel Alvarez
John Barry Nusum
2000—John Barry Nusum
01—John Barry Nusum
02—Ricardo Clark
GEORGE MASON (3)
85—Michael Reynolds
Sam Sumo
92—Joseph Addo
HARTWICK (10)
63—Anthony Martelli
69—Tony Elia
Alec Papadakis
73—Dave D'Errico
76—Glenn Myernick
77—Bill Gazonas
79—John Young
85—Mark Mettrick
87—Mark Mettrick
95—Ian McIntyre
HARVARD (46)
10—Lester Cushing
Frank Leland
11—Elwyn Bannon
Harry Byng
12—Harry Byng
13—Elwyn Bannon
Eugene McCall
Daniel Needham
Brayton Nichols
14s—Henry Francke
Francis Grant
Walter Weld
14—J. Coleman Jennings
Walter Weld
15—Walter Weld
16—Richard Cooke
22—Randolph Heizer
John Sullivan
24—Walter Pattison
25—Laurence Driggs
Joseph MacKinnon
26—Richard Thomas
30—John Bland
John Faude
35—John Dorman
Theodore Robie
James Wood
36—Richard Powell*
James Wood*
37—Bernard Jacobson*
John Johansen*
Thomas Motley*
38—Nelson Hardenbergh*
Bernard Jacobson*
John Johansen*
Howard Mendel*
Harold Williams*
39—Howard Mendel*
Arthur Page*
40—William Edgar*
David Ives*
52—Charles Ufford
63—Christian Ohiri
72—Chris Papagianis

86—John Kerr
89—Peter Isaacs
Haverford (58)
10—Wilmer Young
11—Jules Bentley
Howard Taylor
Wilmer Young
12—Jules Bentley
Lloyd Smith
13—Thomas Elkinton
Samuel Stokes
14s—Thomas Elkinton
Samuel Stokes
14—Frank Cary
15—Frank Cary
Joseph Stokes
16—George Buzby
Walter Shipley
17—Robert Barrie
Philip Corson
Chester Osler
Walter Shipley
Clinton Thorpe
Elmer Thorpe
20—Alfred Muench
21—Alfred Muench
23—Thomas Garrett
Robert Richie
24—Henry Evans
Thomas Garrett
25—William Saunders
26—Frankland Logan
William Saunders
27—William Alsop
Morris Estes
William Frazier
Ingram Richardson
28—William Frazier
29—William Frazier
Newman Shirk
31—D. Rice Longaker
32—Albert Zintl
33—A. Thomas Richie
34—Chapman Brown
36—Leslie Seely*
37—Jonathan Evans*
Hubert Taylor*
Whittemore Whittier*
38—Jonathan Evans*
William Evans*
L. Crosby Lewis*
Frank Mears*
40—Christopher Evans*
Edward Flaccus*
Kenneth Roberts*
45—Robert Clayton
46—Evan Jones
47—Evan Jones
48—Andrew Lucine
60—Gyula Kovacsics
Hal Taylor
HIGH POINT (1)
40—Elvin Lewis*
HOWARD (6)
59—Peter Hezekiah
63—Winston Alexis
70—Alvin Henderson
71—Keith AQUI
Alvin Henderson
72—Ian Bain
ILLINOIS (1)
33—Strzepack
ILL.-CHICAGO (1)
70—Nick Iwanik
INDIANA (27)
51—Thomas Morrell
55—John Hicks
66—Umit Kesim
77—Angelo DiBernardo
79—Armando Betancourt
Mike Freitag
80—Robert Meschbach
81—Armando Betancourt
87—Ken Snow
88—Ken Snow
89—Ken Snow
90—Chad Deering
Ken Snow
94—Brian Maisonneuve

Todd Yeagley
97—Dema Kovalenko
98—Lazo Alavanja
Dema Kovalenko
99—Nick Garcia
Aleksy Korol
2001—Pat Noonan
02—Pat Noonan
John Swann
03—Ned Grabavoy
04—Drew Moor
Danny O'Rourke
05—Brian Plotkin
ITHACA (1)
65—Janos Benedek
JAMES MADISON (1)
40—Brent Bennett
JOHNS HOPKINS (1)
39—William Briggs*
KEENE ST. (1)
74—Mickey Rooney
KENYON (1)
53—Will Ferguson
LA SALLE (1)
60—Tom Scanlon
LEHIGH (7)
26—Samuel Nevins
28—Defler Bullard
31—Lewis Byers
John Williams
36—Frank Luchard*
46—Geza Molnar
2006—John O'Reilly
LOCK HAVEN (3)
69—Bruce Parkhill
80—Trevor Adair
Tim Gargan
LONG ISLAND (6)
49—Clement Grillo
Gerald Mahrer
50—George Andreadis
64—Giedris Klivecka
66—Reinhold Jabusch
81—Richard Chinapoo
LOYOLA (MD.) (2)
74—Jesse Cox
78—Peter Notaro
LOYOLA MARYMOUNT (1)
2002—Andres Murriagu
MARYLAND (16)
39—Ernst*
40—Ernst*
Maisel*
41—Ports
48—Belt
64—Roy Eales
68—Giancarlo Brandoni
Mario Jelencovich
69—Rasim Tugberk
86—Gary Furlong
97—Leo Cullen
2002—Sumed Ibrahim
03—Scott Buete
Sumed Ibrahim
05—Jason Garey
06—Maurice Edu
UMBC (1)
78—Raymond Ford
MASSACHUSETTS (1)
40—Saul Klaman*
MIT (1)
38—J.J. Herguth*
McDANIEL (3)
39—Galbreath*
40—Shockley*
Tomlinson*
MICHIGAN ST. (14)
58—Alberto Sarria
59—Cecil Heron
Erich Streder
61—Reiner Kemeling
62—Rubens Filizola
Reiner Kemeling
64—Payton Fuller
65—Guy Bush
Nick Krat

66—Peter Hens
67—Trevor Harris
68—Trevor Harris
Tony Keyes
70—Art Demling
MIDDLEBURY (5)
62—Keith Van Winkle
63—Keith Van Winkle
64—Davis Webb
66—John Garrison
67—John Marks
MO.-ST. LOUIS (2)
73—Kevin Missey
Frank Tusinski
NAVY (29)
30—George Hutchinson
31—John Corry
34—Everett Sanderson
36—Everett Sanderson*
39—Robert Parker*
John Partridge*
Refo*
40—Frank Davis*
Joseph Reedy*
43—Arturo Calisto
William Chaires
Samuel Gorsline
G.A. Reeves
44—Arturo Calisto
Robert Kirk
G.A. Reeves
45—Arturo Calisto
Archie Ruggieri
47—Jack Coulter
Roger Peard
Al Schaufelberger
54—Bruce Newell
55—Oleh Karawan
58—John Meehan
61—Neil Fagan
62—Karl Kaeser
63—Myron Hura
64—Myron Hura
67—Tom Teach
TCNJ (3)
64—Lee Cook
65—Lee Cook
69—Don Fowler
NJIT (1)
80—Hernan Borja
NEW MEXICO (3)
2004—Jeff Rowland
05—Jeff Rowland
06—Andrew Boyens
NEW YORK U. (1)
69—Abdula Jama
NORTH CAROLINA (4)
87—David Smyth
94—Eddie Pope
2000—Chris Carrieri
01—Daniel Jackson
UNC GREENSBORO (3)
97—Sigurdur Eyjolfsson
2004—Randi Patterson
05—Scott Jones
NORTH CAROLINA ST. (6)
84—Sam Okpodu
87—Tab Ramos
88—Henry Gutierrez
90—Dario Brose
91—Henry Gutierrez
92—Scott Schweitzer
NORTHERN ILL. (2)
74—Pete Mannos
75—Pete Mannos
NOTRE DAME (4)
2004—Christopher Sawyer
05—Gregory Dalby
06—Gregory Dalby
Joseph Lapira
OSBERLIN (7)
51—Peter Bellows
Richard Miller
Robert Palmer
52—Charles Moulder
54—Norman Thoms
55—Dale Conly

56—Kenneth Lindfors
OHIO (2)
65—John Eastman
71—Andy Smiles
OLD DOMINION (3)
85—Tim Borer
2003—Trevor McEachron
06—Edson Elcock
ONEONTA ST. (2)
73—Farrukh Quraishi
74—Farrukh Quraishi
PENN (82)
10—Crockett
Fenn
11—Mellor
12—Jones
George McPhee
Pennell
13—Watson
14s—Bell
Webster
14—Baron
Hopkins
Mohr
Webster
15—Baron
Hirst
Mohr
16—Baron
Edwards
Mohr
Tinsman
17—William Nassau
Duncan Spencer
Tinsman
20—Bingham
Binns
Darrow
Dowlin
Duncan Spencer
Stinson
21—Patton
22—Amelia
Beard
McElroy
23—James Anderson
Hans Boos
Castle
James Downs
William Lingelbach
McLaughlin
24—Hans Boos
James Downs
James Gentle
William Lingelbach
Charles Stewart
25—Hans Boos
James Gentle
William McDonald
26—William McDonald
27—William Lingelbach
28—William Lingelbach
29—Charles Kullman
30—Townsend Anderson
Wallie Brownback
Charles Kullman
31—Townsend Anderson
Charles Kullman
32—Carl Hendrickson
33—Ramon Gonzalez
John Reilly
34—George Faust
35—Hampton Carson
Charles Scott
James Stewart
36—Forbes*
37—Ridgeway Faust*
38—Decker*
Ridgeway Faust*
39—Alan Hunter*
Robert McDonald*
40—Robert Partridge*
42—Andrew Hritz
43—Andrew Hritz
44—Davis Townsend
45—Robert Ketchum
46—Branch Blair
49—Walter Lownes
52—Joseph Devaney
53—Gabor Czako

58—Richard Williams
62—Louis Buck
70—Stanley Startzell
73—Stephan Baumann

PENN ST. (54)

26—George Lippencott
Ed Pecori
27—Don Edgerton
Dick Marshall
Strimlau
28—Dick Marshall
29—Herb Allen
Bill Lutz
Bob McCune
30—Bud Anderson
31—Al Daykin
Bob McCune
32—Al Daykin
Frank Evans
33—Ray Bell
J.W. Bielicki
Ed Finzel
J.E. Fletcher
Bob Graham
34—Ray Bell
J.W. Bielicki
Bob Graham
Bill McEwan
Bill Sutliff

39—W.R. Hosterman*
40—Anibal Galindo*
W.R. Hosterman*
41—Anibal Galindo
Woody King
42—Dean Hartman
Jose Lonbana
43—Jose Lonbana
44—Gene Graebner
45—John Hamilton
Matlack
46—John Hamilton
Dean Hartman
48—Ralph Hosterman
49—Harry Little
50—Harry Little
54—Richard Packer
John Pinezich
55—Richard Packer
John Pinezich
57—Per Torgenson
72—Chris Bahr
Andrew Rymarczuk
73—Chris Bahr
74—Chris Bahr
77—Rick Reice
78—James Stamatis
81—Dan Canter
82—Lou Karbiener
99—Ricardo Villar

PHILADELPHIA U. (18)

69—Bob Durham
72—George Cholmondeley
Eugene Durham
73—Dale Russell
74—John Nusum
Dale Russell
75—John Nusum
Dale Russell
Elsou Seale
77—Adrian Brooks
John Nusum
78—Adrian Brooks
81—Tom McDonald
82—Tom Killeen
Steve McLean
83—Steve McLean
86—Guy Furfaro
89—David Banks

PORTLAND (2)

88—Scott Bendetti
90—Kasey Keller

PRINCETON (65)

14s—Arthur Jackson
14—Moore Gates
15—Moore Gates
Harold Hoskins
Arthur Jackson
C. Earl Moore
16—Henry CoHu
Harold Hoskins

Arthur Preyer
20—Crossan Cooper
Harold Hunt
E. Lawrence Keyes
21—Crossan Cooper
John Jewett
John Smart
J. Moulton Thomas
C.J. Woodridge
22—Crossan Cooper
John Smart
J. Moulton Thomas
C.J. Woodridge
23—Crossan Cooper
John Smart
24—Willem Barnouw
Mulford Colebrook
25—Willem Barnouw
Mulford Colebrook
Fisher
26—Willem Barnouw
John Packard
Charles Squires
27—Carson Crocker
John Packard
Redman Stewart
28—H. Bradley Sexton
31—Samuel Cochrane
32—J.J. Troth
34—E.P. Oelsner
36—R.H. Davison*
Harper Follanseebe*
Rodman Morgan*
37—Archibald Fletcher*
George Johnson*
Frederick Richardson*
Richard Sylvester*
38—George Johnson*
Frederick Richardson*
David Watts*
39—Thomas Powell*
Frederick Richardson*
Ronald Robertson*
George Russell*
David Watts*
40—Ward Chamberlain*
Robert Ewing*
Richard Plummer*
Edward Robie*
42—Chandler Brewer
Ward Chamberlain
J.J. Palmer
46—Willem Van Breda Kolff
47—Robert Rogers
77—Paul Milone
92—Joseph Thieman
95—Jesse Marsch

PROVIDENCE (2)

87—Seamus Purcell
2006—Ryan Maduro

PURDUE (3)

56—Paul Coward
57—Telahun Bekele
Paul Coward

QUINCY (6)

70—Alan Harte
71—Alan Harte
John Schneider
72—Alan Harte
75—Sam Bick
77—Emilio John

RADFORD (1)

91—Dante Washington

RENSSELAER (7)

42—Schubert
43—Jarina
Lilley
Palmer
Felix Teran
50—Gustavo Gomez
51—Jacques Auguster

RHODE ISLAND (4)

80—Kevin Murphy
95—Andrew Williams
96—Andrew Williams
2001—Nicholas McCreath

ROCHESTER (1)

58—Theodore Zornow

RUTGERS (6)

60—Walt Schmidt
83—David Masur
87—Peter Vermes
90—Steve Rammel
91—Alexi Lalas
93—Pedro Lopes

RUTGERS-NEWARK (1)

66—Myron Bakun

ST. FRANCIS (N.Y.) (4)

76—Dragan Radovich
77—Dragan Radovich
78—Dragan Radovich
79—Clyde O'Garro

ST. JOHN'S (N.Y.) (4)

95—Ben Hickey
97—Kevin Daly
2002—Chris Wingert
03—Chris Wingert

ST. LOUIS (27)

59—John Dueker
61—Robert Malone
62—Gerry Balassi
Bill Vieth
63—Thomas Hennessy
64—Don Ceresia
Pat McBride
65—Carl Gentile
Pat McBride
66—Jack Kinealy
67—Walter Werner
70—Al Trost
71—Mike Seerey
74—Bruce Hudson
76—Ty Keough
78—Ty Keough
81—John Hayes
88—Mark Santel
90—Mark Santel
93—Shane Battelle
Brian McBride
94—Matt McKeon
95—Matt McKeon
98—Kevin Kalish
99—Jeff DiMaria
2001—Dipsy Selolwane
03—Vedad Ibisevic

SAN DIEGO ST. (1)

69—Peter Goosens

SAN FRANCISCO (9)

49—Stephan Negoesco
53—William Cox
Manuel Ortiz
67—Kirk Apostolidis
68—Torgier Hague
76—Andy Atuegbu
82—Erik Nelson
93—Staaale Soebye
94—Staaale Soebye

SAN FRAN. ST. (1)

61—Gerald Li

SAN JOSE ST. (9)

64—Albert Korbus
65—Lewis Fraser
67—Henry Camacho
68—Manuel Hernandez
Fred Nourzad
69—Manuel Hernandez
70—Aladin Rodrigues
2000—Jorge Martinez
Ryan Suarez

SANTA CLARA (4)

89—Cameron Rast
91—Cameron Rast
99—Eric Denton
2005—Medi Ballouchy

SETON HALL (7)

50—James Hannah
William Sheppell
51—James Hannah
88—Patrick O'Kelly
89—Patrick O'Kelly
92—Hector Zamora
2004—Sacha Klestan

SOUTH CAROLINA (4)

87—Doug Allison
89—Clark Brisson

90—Tom Loeber

95—Clint Mathis

SOUTH FLA. (4)

67—Sandor Hites
82—Roy Wegerle
83—Roy Wegerle
96—Mike Meikelburg

SOUTHERN ILL. (1)

81—Tom Groark

SIU EDWARDSVILLE (4)

75—Greg Makowski
76—Greg Makowski
77—Greg Makowski
86—Steve Trittschuh

SMU (20)

78—George Ryan
79—Saeid Baghvardani
Randy Phillips
80—Saeid Baghvardani
Kamal Khalilian
Randy Phillips
86—Mark Francis
88—Kevin Grimes
89—Kevin Grimes
92—Alan Prampin
97—Daniel Hernandez
99—Carl Bussey
Mohamed Fahim
2000—Carl Bussey
01—Byron Foss
Luchi Gonzalez
Diego Walsh
02—Diego Walsh
04—Ugochukwu Ihemelu
06—Jay Needham

SPRINGFIELD (23)

32—Parker
Robertson
33—Robertson
34—Rees
36—Kay*
Spahr*

37—Beiber*
Mayer*
Munro*

38—Gray*
39—Babb*
Gray*
Munro*
Roberts*

40—Gray*

41—Jarina
Schmidt

47—Hogan
48—Moutinho
52—Charles Butt
Joseph Marshall

53—Jay Germand
57—Daniel Sullivan

STANFORD (4)

98—Jamie Clark
2000—Ryan Nelsen
01—Lee Morrison
02—Todd Dunivant

SWARTHMORE (21)

28—Henry Coles
Howard Johnson
Henry Rudy

29—Howard Johnson
30—Richard Bond
31—Henry Rudy
Willis Stetson

35—Thomas Hallowell
Oliver Pearson

36—John Beck*
Thomas Hallowell*
Oliver Pearson*

37—Richard Brunhouse*
Gary White*

38—Gary White*
39—Charles Crothers*
41—Stanton Cope

47—Christian Pederson
Rolf Valtin
51—George Place

57—Sergei Retinov

SYRACUSE (3)

32—Black

McEwan
33—Black
TEMPLE (21)
39—George Nemchik*
42—Pete Lorenc
44—Walter Bahr
46—Fred Barlow
Al Laverson
Ben McLaughlin
47—John Hughes
Tom Lambert
48—Tom Lambert
52—Jack Dunn
53—Leonard Oliver
54—Jack Dunn
Leonard Oliver
55—Robert Simpson
59—Walter Chyzowych
James Gallo
60—William Charlton
66—John Boles
67—Jacob Meehl
68—Bob Peffle
78—George Lesyw
TOWSON (5)
39—Jack Hart*
John Shock*
40—Jack Hart*
John Shock*
56—Henry Litchfuss
TRINITY (CONN.) (4)
49—Godfrey Nelson
53—Winfield Carlough
Neil Mutschler
56—Douglas Raynard
TULSA (1)
2004—Ryan Pore
UCLA (21)
58—Mohamad Ganie
Edward Lopresto
Remo Tabetto
78—Ole Miikkelsen
84—Dale Ervine
85—Paul Caligiuri
86—Paul Caligiuri
90—William Thompson
91—Brad Friedel
Mike Lappas
92—Brad Friedel
Joe-Max Moore
93—Jorge Salcedo
95—Chris Snitko
96—Tahj Jakins
98—Seth George
99—Sasha Victorine
2002—Tim Pierce
03—Leonard Griffin
04—Mike Enfield
05—Marvel Wynne
VANDERBILT (1)
96—Tony Kuhn
VERMONT (4)
76—Carl Christensen
81—Skip Gilbert
82—Skip Gilbert
89—Kevin Wylie
VIRGINIA (24)
39—Grenough*
40—Keyes*
84—John Gaffney
86—George Gelnovatch
John Harkes
87—John Harkes
Robert Willen
88—Jeff Agoos
Tony Meola
89—Tony Meola
90—Jeff Agoos
91—Claudio Reyna
92—Ben Crawley
Claudio Reyna
93—Claudio Reyna
94—Brandon Pollard
95—Mike Fisher
Brandon Pollard
96—Mike Fisher
97—Ben Olsen
98—Chris Albright

Matt Chulis
2001—Kyle Martino
02—Alecko Eskandarian
VCU (1)
2004—Gonzalo Segares
WAKE FOREST (2)
2003—Will Hesmer
04—Justin Moose
WASHINGTON (2)
2003—C.J. Klaas
04—C.J. Klaas
WASHINGTON (MD.) (1)
58—John Jennings
WASHINGTON-ST. LOUIS (1)
61—Magid Kria
WESLEYAN (CONN.) (5)
39—Coote*
40—Freeman*
Josephson*
Waters*
53—Henry Ford
WEST CHESTER (11)
49—Louis Dollarton
50—Louis Dollarton
Ralph Stern
51—Anthony Puglisi
52—Anthony Puglisi
55—Sergio Rey
56—Raymond Wilson
57—Thomas Fleck
60—Barry Remley
61—Don Williams
62—Don Williams
WEST VIRGINIA (2)
67—Ron McEachen
2006—Nick Noble
WESTERN ILL. (2)
77—John Maciel
79—Ray Taylor
WHEATON (ILL.) (4)
54—Paul Clark
55—David Arnold
56—Michael Easterling
57—Michael Easterling
WILLIAM & MARY (3)
97—Wade Barrett
98—Adin Brown
99—Adin Brown
WILLIAMS (4)
29—John Bright
38—Fox*
39—Fox*
61—Alvord Rutherford
WISCONSIN (2)
93—Tim Deck
95—Scott Lamphear
WIS.-MILWAUKEE (1)
91—Manuel Lagos
WOOSTER (3)
72—Tom Kazembe
73—Tom Kazembe
74—Tom Kazembe
WPI (1)
38—David McEwen*
YALE (44)
10—Gay
11—Gay
Tann
12—Dickey
Dickinson
Gay
13—Dickey
14s—Shepard
Tripp
16—Wood
20—Coburn
23—Fisher
24—Zantzinger
25—Milliken
Zantzinger
28—Ruddy
Smith
29—Ashley
Robertson
30—Freeman

Whiteclans
32—Jordan
35—Coerr
Pond
Ward
36—Badger*
Lasell*
37—Carter*
Keefe*
Raleigh*
38—Dickinson*
39—Erickson*
40—Carton*
Haines*
41—Cummings
Haines
42—Cummings
Millet
44—Abbat
45—Brice
56—Michael Cooke
82—Kevin Maher
84—Jeffrey Duback
86—Jeffrey Duback

*NOTE: *Indicates that only district all-America teams were selected. No teams were selected in 1918 and 1919. In 1914, the soccer season was moved from the spring to the fall; 14s indicates the spring season of 1914.*

Division II First-Team All-America

(1981-2006)

1981

G—Mike Ziegas, Hartford
D—Bob Deegan, Mt. St. Mary's
D—Tim Gargan, Lock Haven
D—Robby Gould, Lock Haven
D—Carlos Juarez, Cal St. L.A.
D—Tim Murphy, Mo.-St. Louis
F—Ron Basile, Southern Conn. St.
F—Junior Salmon, Hartford
F—John Sintic, Col. of Charleston
F—John Tallarido, Mt. St. Mary's
F—Boniface Uche, New Haven

1982

G—Rick Bratincevic, UCF
D—Hylton Dayes, Wright St.
D—George Fernandez, Cal St. East Bay
D—Robby Gould, Lock Haven
D—Steve Petuskey, Sacramento St.
D—Lou Vulovich, Oakland
F—Ron Basile, Southern Conn. St.
F—Peter Johansson, Tampa
F—Lawrence Taplah, Sacred Heart
F—Mark Vanston, Bridgeport
F—Benedict Wisseh, Bridgeport

1983

G—Stanley Dippel, Truman
D—Hylton Dayes, Wright St.
D—Lou Forgione, Southern Conn. St.
D—Robby Gould, Lock Haven
D—Mundel Numan, Oakland
M—Ben Collins, Florida Int'l
M—George Fernandez, Cal St. East Bay
M—Sean Kenny, Keene St.
F—Ronald Basile, Southern Conn. St.
F—John McCully, Keene St.
F—Frank Wolk, Indiana (Pa.)

1984

G—John Stahl, Mo.-St. Louis
D—Darryl Case, Longwood
D—Hylton Dayes, Wright St.
D—Jan Eriksson, Davis & Elkins
M—Jon Sakshaug, Southern N.H.
M—Boniface Uche, New Haven
M—Rob van Rheenan, Gannon
F—Per-Ake Jonsson, Tampa
F—Rob Trafton, Randolph-Macon
F—Gerry van De Merwe, Gannon
F—Mark Vanston, Bridgeport

1985

G—Paul Annan, Liberty
D—Hylton Dayes, Wright St.
D—Samuel Johnson, Liberty
D—Ian McDonald, Davis & Elkins
M—Brian Bliss, Southern Conn. St.
M—Rob Campbell, Wright St.
M—Hans van Rheenen, Gannon
F—Meally Freeman, Oakland
F—Gerry van De Merwe, Gannon
F—Mark Vanston, Bridgeport
F—Elias Zurita, Southern Conn. St.

1986

G—Lawrence Howley, Mt. St. Mary's
D—Brian Bliss, Southern Conn. St.
D—John Ford, Rollins
D—Phillip Stephenson, Lock Haven
M—Gary Haizel, Oakland
M—Ronald Murphy, Southern N.H.
M—Mark Verille, Bryant
F—Munga Eketebi, Florida Int'l
F—William Manning, Bridgeport
F—Jon Sakshaug, Southern N.H.
F—Gerry van De Merwe, Gannon

1987

G—Jeff Storrs, Seattle Pacific
D—Jeffrey Robinson, Longwood
D—John Stewart, Oakland
D—Eric Wilckens, East Stroudsburg
M—William Galka, Southern Conn. St.
M—Oyvind Klausen, Rollins
M—Thor Lee, Cal St. Northridge
F—Brent Fenstermacher, East Stroudsburg
F—Ray Jones, Longwood
F—Joey Kirk, Cal St. Northridge
F—Chris Sullivan, Tampa

1988

G—Jeff Robben, Mo.-St. Louis
D—Michael Edge, Longwood
D—Gary Smallshaw, Gannon
D—Scott Wibbenmeyer, Mo.-St. Louis
F—Silverio Araujo, Bryant
F—Steve Freeman, Florida Tech
F—Jon Guppy, Southern N.H.
F—Ray Jones, Longwood
F—Steve Lazarus, Cal St. Northridge
F—Ronald Murphy, Southern N.H.
F—Ignacio Navarette, Cal St. East Bay

1989

G—Andrew McGovern, Mercy
D—Paul Moylan, East Stroudsburg
D—Tom Reasoner, Tampa
D—Gary Smallshaw, Gannon
M—Jon Guppy, Southern N.H.
M—Jason Haupt, UNC Greensboro
M—Ignacio Navarette, Cal St. East Bay
F—Steve Freeman, Florida Tech
F—John Galkowski, Mo.-St. Louis
F—Ike Ofoje, Southern N.H.
F—Scott Wulferdingen, Cal St. Chico

1990

G—Justin Throneburg, Tampa
D—Gary Smallshaw, Gannon
D—Henrick Svartborn, Southern Conn. St.
D—Totty Totty, Southern N.H.
M—John DeBrito, Southern Conn. St.
M—Jason Haupt, UNC Greensboro
M—Gary Ross, Lock Haven
F—Tal Benaya, Bridgeport
F—Ike Ofoje, Southern N.H.
F—Chris Payne, Florida Tech
F—Vasco Rubio, Seattle Pacific

1991

G—Marcus Hahnemann, Seattle Pacific
D—Dylan Lewis, Florida Tech
D—Andrew McMahon, Stonehill
D—Victor Pace, S.C. Upstate
M—Hallstein Arnarson, Cal St. Stanislaus
M—Jose Tirado, Bentley
M—Christopher Zimmer, Sonoma St.
F—William Bohn, Millersville
F—Danny Robuck, S.C. Upstate

F—Adrian Rush, Tampa
F—Richard Sharpe, Florida Tech

1992

G—Adeboyega Oshoniyi, Southern Conn. St.
D—Kevin Anderson, Southern Conn. St.
D—James Dunn, Seattle Pacific
D—Mikael Grennas, Tampa
M—Jeff Bailey, Franklin Pierce
M—Altimont Butler, Southern N.H.
M—Mark Waite, Lock Haven
F—Jason Dunn, Seattle Pacific
F—Edward Enders, Florida Tech
F—Jeremy Gunn, Cal St. Bakersfield
F—Richard Sharpe, Florida Tech

1993

G—Adeboyega Oshoniyi, Southern Conn. St.
D—Eric Cunningham, Sonoma St.
D—Christian da Silva, Southern Conn. St.
D—James Dunn, Seattle Pacific
M—Marlon Burgess, S.C. Upstate
M—Altimont Butler, Southern N.H.
M—Kelly Jacobson, Cal St. Chico
F—Tom Czop, Wis.-Parkside
F—Jason Dunn, Seattle Pacific
F—Richard Sharpe, Florida Tech
F—Stilian Shishkev, Lander

1994

G—Mark Caudle, Wingate
D—Steve Bence, Rollins
D—Jason Gould, Wis.-Parkside
D—Scott Halkett, S.C. Upstate
M—Marlon Burgess, S.C. Upstate
M—Ulff Lilius, Tampa
M—Sherwin Mullin, Southern Conn. St.
F—Michael Feniger, East Stroudsburg
F—Warren Lewis, Southern N.H.
F—Stilian Shishkev, Lander
F—Mali Walton, Oakland

1995

G—Jeremy Ransom, Presbyterian
D—Josh Bahr, Truman
D—Scott Halkett, S.C. Upstate
D—Christian Penny, Lock Haven
M—Nate Daligcon, Seattle Pacific
M—James May, Presbyterian
M—Patrick White, Wis.-Parkside
F—Seamus Donnelly, Franklin Pierce
F—Michael Feniger, East Stroudsburg
F—Ricci Greenwood, Seattle Pacific
F—Sherwin Mullin, Southern Conn. St.
F—Henrik Nebrelius, Tampa

1996

G—Rick Koczak, Southern Conn. St.
D—Glenn Francis, Mercyhurst
D—Mark Moore, Southern N.H.
D—Roger Palm, Tampa
D—Michael Petke, Southern Conn. St.
M—Shawn Boney, Southern Conn. St.
M—James May, Presbyterian
M—David Siers, Wis.-Parkside
M—Lee Williams, Le Moyne
F—Michael Feniger, East Stroudsburg
F—Bill Kennedy, Queens (N.C.)
F—Itai Mor, Southern Conn. St.
F—John Smith, Rollins

1997

G—Greg Meyer, UC-Colo. Spgs.
D—Matt Harmer, Pfeiffer
D—Mark Moore, Southern N.H.
D—Mike Petke, Southern Conn. St.
D—Darren Warham, Lynn
M—Jon Akin, St. Leo
M—Ross Comeaux, Ala.-Huntsville
M—Matt Little, SIU Edwardsville
M—Anders Paulsson, Tampa
M—Calum Robertson, Fort Lewis
F—Anton Brown, Lander
F—Sean Crawford, East Stroudsburg
F—Itai Mor, Southern Conn. St.
F—Joe Munoz, Cal St. Bakersfield
F—Henrik Nebrelius, Tampa

1998

G—Jason Wright, Quincy
D—Gareth Dunn, Lynn
D—Mark Fitzgerald, Mercyhurst
D—Gilbert Jean-Baptiste, Southern Conn. St.
D—Darren Warham, Lynn
M—Assaf Dagai, Southern Conn. St.
M—Alvaro Figueroa, Francis Marion
M—Rich Hansen, Fort Lewis
M—Milos Tomic, Grand Canyon
F—David Hayes, Wingate
F—Johan Kron, Southampton
F—Henrik Ronnevig, S.C. Upstate
F—Khari Sharieff, S.C. Upstate

1999

G—Steve Berglund, Fort Lewis
D—John Thompson, Lewis
D—Luc Cisna, Fort Lewis
D—Luke McLean, Charleston (W.V.)
M—Assaf Dagai, Southern Conn. St.
M—Matt Hein, IPFW
M—Adam Riesz, Wis.-Parkside
F—Henrik Ronnevig, S.C. Upstate
F—Manoel Coelho, Grand Canyon
F—Johan Kron, Southampton
F—Rune Thuestad, West Va. Wesleyan

2000

G—Thom Peer, Wis.-Parkside
D—Anthony DeLucia, Southern Conn. St.
D—John Thompson, Lewis
D—Josh Greiner, Clayton St.
M—Alex Bengard, Cal St. Dom. Hills
M—Bobby Saadati, UC San Diego
M—Felix Brilliant, Franklin Pierce
F—Chris Bagley, St. Anselm
F—Dzevat Nikocaj, Francis Marion
F—Juan Carlos Bolanos, Cal St. Dom. Hills
F—Moussa Sy, Dowling

2001

G—Thom Peer, Wis.-Parkside
D—Joe Cartlidge, Cal St. Dom. Hills
D—Vincent Kwarula, Southern Conn. St.
D—John Thompson, Lewis
M—Georges Haba, Dowling
M—Sean Lockhart, Cal St. Dom. Hills
M—Justin McMillian, SIU Edwardsville
F—Luiz Araujo, Grand Canyon
F—Davy Arnaud, West Tex. A&M
F—Roy Fink, Tampa
F—Anthony Maher, Mercyhurst

2002

G—Jorge Geddes, West Va. Wesleyan
D—Ross Lumsden, Lynn
D—Kevin Nysten, St. Anselm
D—Sean Stewart, East Stroudsburg
M—Ricardo Lara, Incarnate Word
M—Oliver Medina, Southern Conn. St.
M—Khano Smith, Lees-McRae
F—Joey Mejias, Cal St. Bakersfield
F—Alen Marcina, Barry
F—Olivier Océan, Southern Conn. St.
F—Mounir Tajiou, Southern N.H.

2003

G—Dominic Jakubek, Cal St. Chico
D—Ross Lumsden, Lynn
D—Kamar Samuels, East Stroudsburg
D—Jonathan Shum, UC San Diego
M—Matt Davey, UC San Diego
M—Victor Guerrero, Cal St. Dom. Hills
M—Addae Rique, SIU Edwardsville
F—Lars Bakker, Franklin Pierce
F—Jorge Chapoy, East Stroudsburg
F—Olivier Océan, Southern Conn. St.
F—Carl Thomas, SIU Edwardsville

2004

G—Bruce Motten, Queens (N.C.)
D—Jonathan Curran, Mass.-Lowell
D—Drew Rhea, Cal St. Bakersfield
D—Daniell Robertson, Rollins
M—Sascha Gorres, UNC Pembroke
M—Gary Lynch, S.C. Upstate

M—Ricardo Raposo, Barry
F—Lubomir Bogdanov, Incarnate Word
F—Christopher Joyce, Franklin Pierce
F—Bobby McAlister, Seattle
F—Usiel Vazquez, Southern Conn. St.

2005

G—Tyler Baldock, Carson-Newman
D—Kenny Crowe, Catawba
D—Bryan Eisenbraun, Fort Lewis
D—Christian Staackmann, UNC Pembroke
M—Martin Claves, Truman
M—Dave McGuire, Southern N.H.
M—Lee Scroggins, Lynn
F—Mike Banner, SIU Edwardsville
F—John Cunliffe, Fort Lewis
F—Chris Joyce, Franklin Pierce
F—Cole Sweetser, Fort Lewis

2006

G—Tom Donley, Fort Lewis
D—Bisharra Etienne, Franklin Pierce
D—Leon Jackson, Lynn
D—Daniel Woolard, Midwestern St.
M—Raphael Guimaraes, Franklin Pierce
M—Thomas Beattie, Limestone
M—Keith Savage, West Fla.
F—Nick Cooke, Lander
F—John Cunliffe, Fort Lewis
F—Morten Jensen, Dowling
F—Bojan Jovicic, Wis.-Parkside

Division II First- Team All-Americans by School

ALA.-HUNTSVILLE (1)

97—Ross Comeaux

BARRY (2)

2002—Alen Marcina
04—Ricardo Raposo

BENTLEY (1)

91—Jose Tirado

BRIDGEPORT (6)

82—Mark Vanston
Benedict Wisseh
84—Mark Vanston
85—Mark Vanston
86—William Manning
90—Tal Benaya

BRYANT (2)

86—Mark Verille
88—Silverio Araujo

UC SAN DIEGO (3)

2000—Bobby Saadati
01—Matt Davey
Jonathon Shum

CAL ST. BAKERSFIELD (4)

92—Jeremy Gunn
97—Joe Munoz
2002—Joey Mejias
04—Drew Rhea

CAL ST. CHICO (3)

89—Scott Wulferdingen
93—Kelly Jacobson
2003—Dominic Jakubek

CAL ST. DOM. HILLS (5)

2000—Alex Bengard
Juan Carlos Bolanos
01—Joe Cartlidge
Sean Lockhart
03—Victor Guerrero

CAL ST. EAST BAY (4)

82—George Fernandez
83—George Fernandez
88—Ignacio Navarette
89—Ignacio Navarette

CAL ST. L.A. (1)

81—Carlos Juarez

CAL ST. NORTHRIDGE (3)

87—Joey Kirk
Thor Lee

88—Steve Lazarus

CAL ST. STANISLAUS (1)

91—Hallstein Arnarson

CARSON-NEWMAN (1)

2005—Tyler Baldock

CATAWBA (1)

2005—Kenny Crowe

UCF (1)

82—Rick Bratincevic

COL. OF CHARLESTON (1)

81—John Sintic

CHARLESTON (W.V.) (1)

99—Luke McLean

CLAYTON ST. (1)

2000—Josh Greiner

UC-COLO. SPGS. (1)

97—Greg Meyer

DAVIS & ELKINS (2)

84—Jan Eriksson
85—Ian McDonald

DOWLING (3)

2000—Moussa Sy
01—Georges Haba
06—Morten Jensen

EAST STROUDSBURG (10)

87—Brent Fenstermacher
Eric Wilckens
89—Paul Moylan
94—Michael Feniger
95—Michael Feniger
96—Michael Feniger
97—Sean Crawford
2002—Sean Stewart
03—Jorge Chapoy
Kamar Samuels

FLORIDA INT'L (2)

83—Ben Collins
86—Munga Eketebi

FLORIDA TECH (8)

88—Steve Freeman
89—Steve Freeman
90—Chris Payne
91—Dylan Lewis
Richard Sharpe
92—Edward Enders
Richard Sharpe
93—Richard Sharpe

FORT LEWIS (9)

97—Calum Robertson
98—Rich Hansen
99—Steve Berglund
Luc Cisna
2005—John Cunliffe
Bryan Eisenbraun
Cole Sweetser
06—John Cunliffe
Tom Donley

FRANCIS MARION (2)

98—Alvaro Figueroa
2000—Dzevat Nikocaj

FRANKLIN PIERCE (8)

92—Jeff Bailey
95—Seamus Donnelly
2000—Felix Brilliant
03—Lars Bakker
04—Christopher Joyce
05—Christopher Joyce
06—Bisharra Etienne
Raphael Guimaraes

GANNON (8)

84—Gerry van De Merwe
Rob van Rheen
85—Gerry van De Merwe
Hans van Rheen
86—Gerry van De Merwe
88—Gary Smallshaw
89—Gary Smallshaw
90—Gary Smallshaw

GRAND CANYON (3)

98—Milos Tomic
99—Manoel Coelho
2001—Luiz Araujo

HARTFORD (2)

81—Junior Salmon
Mike Ziegas

INCARNATE WORD (2)

2002—Ricardo Lara
04—Lubomir Bogdanov

INDIANA (PA.) (1)

83—Frank Wolk

IPFW (1)

99—Matt Hein

KEENE ST. (2)

83—Sean Kenny
John McCully

LANDER (4)

93—Stilian Shishkev
94—Stilian Shishkev
97—Anton Brown
2006—Nick Cooke

Le MOYNE (1)

96—Lee Williams

LEES-McRAE (1)

2002—Khan Smith

LEWIS (3)

99—John Thompson
2000—John Thompson
01—John Thompson

LIBERTY (2)

85—Paul Annan
Samuel Johnson

LIMESTONE (1)

2006—Thomas Beattie

LOCK HAVEN (8)

81—Tim Gargan
Robby Gould
82—Robby Gould
83—Robby Gould
86—Phillip Stephenson
90—Gary Ross
92—Mark Waite
95—Christian Penny

LONGWOOD (5)

84—Darryl Case
87—Ray Jones
Jeffrey Robinson
88—Michael Edge
Ray Jones

LYNN (7)

97—Darren Warham
98—Gareth Dunn
Darren Warham
2002—Ross Lumsden
03—Ross Lumsden
05—Lee Scroggins
06—Leon Jackson

MASS.-LOWELL (1)

2004—Jonathon Curran

MERCY (1)

89—Andrew McGovern

MERCYHURST (3)

97—Glenn Francis
98—Mark Fitzgerald
2001—Anthony Maher

MIDWESTERN ST. (1)

2006—Daniel Woolard

MILLERSVILLE (1)

91—William Bohn

MO.-ST. LOUIS (5)

81—Tim Murphy
84—John Stahl
88—Jeff Robben
Scott Wibbenmeyer
89—John Galkowski

MT. ST. MARY'S (3)

81—Bob Deegan
John Tallarido
86—Lawrence Howley

NEW HAVEN (2)

81—Boniface Uche
84—Boniface Uche

UNC GREENSBORO (2)

89—Jason Haupt
90—Jason Haupt

UNC PEMBROKE (2)

2004—Sascha Gorres
05—Christian Staackmann

OAKLAND (6)

82—Lou Vulovich
83—Mundel Numan
85—Meally Freeman
86—Gary Haizel
87—John Stewart
94—Mali Walton

PFEIFFER (1)

97—Matt Harmer

PRESBYTERIAN (3)

95—James May
Jeremy Ransom
96—James May

QUEENS (N.C.) (2)

96—Bill Kennedy
2004—Bruce Motten

QUINCY (1)

98—Jason Wright

RANDOLPH-MACON (1)

84—Rob Trafton

ROLLINS (5)

86—John Ford
87—Oyvind Klausen
94—Steve Bence
96—John Smith
2004—Daniell Robertson

SACRAMENTO ST. (1)

82—Steve Petuskey

SACRED HEART (1)

82—Lawrence Taplah

ST. ANSELM (2)

2000—Chris Bagley
02—Kevin Nylen

SEATTLE (1)

2004—Bobby McAlister

SEATTLE PACIFIC (9)

87—Jeff Storrs
90—Vasco Rubio
91—Marcus Hahnemann
92—James Dunn
Jason Dunn
93—James Dunn
Jason Dunn
95—Nate Daligcon
Ricci Greenwood

SONOMA ST. (2)

91—Christopher Zimmer
93—Eric Cunningham

S.C. UPSTATE (10)

91—Victor Pace
Danny Robuck
93—Marlon Burgess
94—Marlon Burgess
Scott Halkett
95—Scott Halkett
98—Henrik Ronnevig
Khari Sharieff
99—Henrik Ronnevig
2004—Gary Lynch

SOUTHAMPTON (2)

98—Johan Kron
99—Johan Kron

SOUTHERN CONN. ST. (31)

81—Ron Basile
82—Ron Basile
83—Ron Basile
Lou Forgione
85—Brian Bliss
Elias Zurita
86—Brian Bliss
87—William Galka
90—John DeBrito
Henrick Svartborn
92—Kevin Anderson
Adeboyega Oshoniyi
93—Christian da Silva
Adeboyega Oshoniyi
94—Sherwin Mullin
95—Sherwin Mullin
96—Shawn Boney
Rick Koczak
Itai Mor

Mike Petke

97—Itai Mor

Mike Petke

98—Assaf Dagai

Gilbert Jean-Baptiste

99—Assaf Dagai

2000—Anthony DeLucia

01—Vincent Kwarula

02—Oliver Medina

Oliver Occean

03—Oliver Occean

04—Usiel Vazquez

SIU EDWARDSVILLE (4)

2001—Justin McMillian

03—Addae Rique

Carl Thomas

05—Mike Banner

SOUTHERN N.H. (16)

84—Jon Sakshaug

86—Ronald Murphy

Jon Sakshaug

88—Jon Guppy

Ronald Murphy

89—Jon Guppy

Ike Ofoje

90—Ike Ofoje

Totty Totty

92—Altimont Butler

93—Altimont Butler

94—Warren Lewis

96—Mark Moore

97—Mark Moore

2002—Mounir Tajiou

05—Dave McGuire

STONEHILL (1)

91—Andrew McMahon

TAMPA (12)

82—Peter Johansson

84—Per-Ake Jonsson

87—Chris Sullivan

89—Tom Reasoner

90—Justin Throneburg

91—Adrian Rush

92—Mikael Grennas

94—Ulf Lilius

95—Henrik Nebrelius

96—Roger Palm

97—Henrik Nebrelius

2001—Roy Fink

TRUMAN (3)

83—Stanley Dippel

95—Josh Bahr

2005—Martin Claves

WEST FLA. (1)

2006—Keith Savage

WEST TEX. A&M (1)

2001—Davy Arnaud

WEST VA. WESLEYAN (2)

99—Rune Thuestad

2002—Jorge Geddes

WINGATE (2)

94—Mark Caudle

98—David Hayes

WIS.-PARKSIDE (8)

93—Tom Czop

94—Jason Gould

95—Patrick White

96—David Siers

99—Adam Riesz

2000—Thom Peer

01—Thom Peer

06—Bojan Jovicic

WRIGHT ST. (5)

82—Hylton Dayes

83—Hylton Dayes

84—Hylton Dayes

85—Hylton Dayes

Rob Campbell

**Division III First-
Team All-Americans****(1981-2006)****1981**

G—Keith Brown, Bowdoin
D—Henrik Ambarcean, Fredonia St.
D—Andy Bakun, NJIT
D—Gianni Bussani, Buffalo St.
D—John McDonagh, Plattsburgh St.
D—Mike Noonan, Middlebury
F—Jamie Hutchins, Middlebury
F—Robert Philbrick, Amherst
F—Kwame Poku, Bowdoin
F—Ian Wilson, Keene St.
F—David Wright, Cortland St.

1982

G—Bill McNeel, Scranton
D—Halefom Belay, Cortland St.
D—Frank Ciliberto, Cortland St.
D—Kevin Healey, Brandeis
D—Mustapha Janneh, Buffalo St.
D—Mike Noonan, Middlebury
F—Adam Bature, Coast Guard
F—Steve Clark, Plymouth St.
F—Bill Dennison, Bethany (W.V.)
F—Michael Doherty, Binghamton
F—James Fisher, Babson

1983

G—John Amorim, Lynchburg
D—Thomas Huber, Cortland St.
D—Mark McNabb, Babson
D—John Nathan, Wesleyan (Conn.)
D—Ray Paulius, NJIT
M—Charles Gilje, Alfred
M—Ed Radwanski, UNC Greensboro
M—Andrew Taylor, Wheaton (Ill.)
F—Steve Clark, Plymouth St.
F—Robert DiNunzio, Buffalo St.
F—Michael Sweeney, UNC Greensboro

1984

G—Anthony Gatto, Buffalo St.
D—Amaro Gonclaves, WPI
D—David Kouwe, Wheaton (Ill.)
D—Richard Wyman, Ohio Wesleyan
M—Jeffrey McEvoy, Williams
M—Ed Radwanski, UNC Greensboro
M—Timothy Stephens, Amherst
F—Derrick Beare, Emory
F—Mark Burke, Colby
F—Robert DiNunzio, Buffalo St.
F—Paul Schojan, Rochester Inst.

1985

G—Chris Hagemann, Wheaton (Ill.)
D—Dave Jones, Elizabethtown
D—James McCully, Brandeis
D—Mark Sullivan, Babson
M—Brian Japp, UNC Greensboro
M—Jeffrey McEvoy, Williams
M—David Wolf, Wheaton (Ill.)
F—Mark Burke, Colby
F—James Chase, Frostburg St.
F—Ted Delladera, Roanoke
F—Marc Tirikian, Kalamazoo

1986

G—Kevin Wolfe, Connecticut Col.
D—Greg Armand, N.C. Wesleyan
D—Gerard Mosley, Chris. Newport
D—Angelo Panzetta, Rochester Inst.
M—Thomas Little, Amherst
M—Mathew Byers, Ohio Wesleyan
M—Chris Parsons, Middlebury
F—Greg Boyle, Rowan
F—Bryan Bundy, Ohio Wesleyan
F—Jeffrey Geddes, Connecticut Col.
F—Vincent Maggio, TCNJ

1987

G—Jeff Kaplan, Ohio Wesleyan
D—Daniel Calichman, Williams
D—Raul Martyneck, Binghamton
D—Angelo Panzetta, Rochester Inst.

M—Toby Clark, Principia
 M—Nikolai Nachamkin, Williams
 M—Shane Shackford, Mary Washington
 F—Alvaro Ibanez, Salem St.
 F—Michael Masters, Williams
 F—Edwin Rigaud, Amherst
 F—Andrew Szalaji, Binghamton

1988

G—Robert Blanck, Williams
 D—Drew Dimatos, Ohio Wesleyan
 D—Angelo Panzetta, Rochester Inst.
 D—Matthew Sala, Elizabethtown
 M—Shane Shackford, Mary Washington
 F—Greg Bajek, Kean
 F—Ian Banda, Wooster
 F—Alvaro Ibanez, Salem St.
 F—Michael Masters, Williams
 F—Jamie McGroarty, Rowan
 F—Julio Del Real, Rockford

1989

G—Steve Goodson, Claremont-M-S
 D—Daniel Calichman, Williams
 D—Grant Perry, Rochester Inst.
 D—Ian Williams, Muhlenberg
 M—Chris Apple, Rochester
 M—Robbie Martin, Elizabethtown
 M—Shane Shackford, Mary Washington
 F—Matt Arnett, Emory
 F—Ian Banda, Wooster
 F—Chris Bingman, Muhlenberg
 F—Lee Tschantret, Albany (N.Y.)

1990

G—Jay Varrato, Elizabethtown
 D—Ho Lee, Emory
 D—Robbie Martin, Elizabethtown
 D—Ian Williams, Muhlenberg
 M—Ian Banda, Wooster
 M—Kevin Mills, Kenyon
 M—Philip Wolf, Wheaton (Ill.)
 F—Derek Bylsma, Kalamazoo
 F—Michael Grimsley, Greensboro
 F—Robert Lake, Williams
 F—Michael McFarland, Va. Wesleyan

1991

G—Zac Shaw, Ithaca
 D—Jonathan Byers, Claremont-M-S
 D—Orjan Hult, Williams
 D—Andy Logar, Rowan
 M—Kevin Mills, Kenyon
 M—Henrique Silva, Salem St.
 M—Philip Wolf, Wheaton (Ill.)
 F—Vezir Ajro, Wesleyan (Conn.)
 F—Fredy Guiran, Kean
 F—Andrew Kessinger, Ohio Wesleyan
 F—Michael McFarland, Va. Wesleyan

1992

G—Aaron Ewert, Roanoke
 D—John Atherton, Middlebury
 D—Dominick Bucci, Montclair St.
 D—Jonathan Byers, Claremont-M-S
 M—Christopher Duff, Ohio Wesleyan
 M—Jason Rich, Rochester Inst.
 M—Eric Smith, Elizabethtown
 F—Michael Donovan, Kenyon
 F—Fred Guiran, Kean
 F—Michael McFarland, Va. Wesleyan
 F—Jeffrey Saunders, Hobart

1993

G—Lee Schopp, Hope
 D—Matt Bitsko, Randolph-Macon
 D—Leigh Sillery, Kenyon
 D—Peter Spear, Connecticut Col.
 M—Christopher Duff, Ohio Wesleyan
 M—Patrick Skulley, Colby
 M—Tom Walthall, Mary Washington
 F—Noah Epstein, Colorado Col.
 F—Jim Hesch, Cortland St.
 F—Mark Phillips, Kenyon
 F—Chris Rooney, UC San Diego

1994

G—Malleh Sallah, Bethany (W.V.)
 D—Tom Anagnost, Kalamazoo
 D—Gary Gray, TCNJ

D—Doug Morabito, Western Conn. St.
 M—Wayne Albertyn, Kenyon
 M—Mike Duffy, Va. Wesleyan
 M—John Im, Rochester Inst.
 F—Mike Henning, Randolph-Macon
 F—Arron Lujan, Colorado Col.
 F—Wayne Street, Ohio Wesleyan
 F—John Thompson, Williams

1995

G—Michael Oehlmann, Rowan
 D—Tom Auchenbach, Muhlenberg
 D—Kenneth Hoey, Methodist
 D—Terry Kaufman, Williams
 M—Wayne Albertyn, Kenyon
 M—Gary DePalma, Va. Wesleyan
 M—Doug Hess, Elizabethtown
 F—Tim Averell, Muhlenberg
 F—Obi Moneme, Ohio Wesleyan
 F—Brad Murray, Williams
 F—Chris Tassy, Messiah

1996

G—Joseph Eimer, Richard Stockton
 D—David Cherosky, Hiram
 D—Jim Finnerty, Fredonia St.
 D—Rob McOmish, Montclair St.
 M—Wayne Albertyn, Kenyon
 M—Dan Pucci, Babson
 M—Clint Regier, Trinity (Tex.)
 F—Jason Cairns, TCNJ
 F—Brady Murray, Williams
 F—Andre White, St. Lawrence

1997

G—Dan Welch, Macalester
 D—Greg Classen, Williams
 D—Lance Key, Trinity (Tex.)
 D—Bradley Myers, Otterbein
 M—Dan Collins, Greensboro
 M—Jaime Ramirez, Trinity (Tex.)
 M—Gregory Stevcic, Gettysburg
 F—Eric Brown, Wheaton (Ill.)
 F—Jason Cairns, TCNJ
 F—Kirk Dietrich, Rochester
 F—Robert Mouw, Wheaton (Ill.)

1998

G—Greg Sutton, St. Lawrence
 D—Stephen Danbusky, Williams
 D—David DeCew, Bowdoin
 D—Lance Key, Trinity (Tex.)
 M—Ben Hardy, Middlebury
 M—Armin Heuberger, Macalester
 M—Scott Mury, Trinity (Tex.)
 F—Matt Diggs, Amherst
 F—Robert Mouw, Wheaton (Ill.)
 F—Richard Ronemus, Greensboro
 F—Jason Vishio, Gettysburg

1999

G—Mike Bizon, Hampden-Sydney
 D—Ali Montacer, St. Lawrence
 D—Lance Key, Trinity (Tex.)
 D—Matthew Mageira, Williams
 M—Dan Annan, St. Lawrence
 M—Andy Apstein, Bates
 M—John Giannacopoulos, Middlebury
 M—Scott Mury, Trinity (Tex.)
 F—Tye Tolentino, Puget Sound
 F—Rob Mouw, Wheaton (Ill.)
 F—Eric Brown, Wheaton (Ill.)
 F—Kevin Jensen, St. Olaf

2000

G—Brent Camp, Hardin-Simmons
 D—Adam Donroe, Wheaton (Mass.)
 D—Ali Montacer, St. Lawrence
 D—Scott Crowell, Gust. Adolphus
 M—Ignacio Scarella, Rowan
 M—Josef Powell, Williams
 M—Trevor Harrison, Hardin-Simmons
 F—Alex Blake, Williams
 F—Brad Davis, Trinity (Tex.)
 F—Scott Deopere, Wis.-Oshkosh
 F—Ted Giannacopoulos, Williams

2001

G—Chris Boyles, Messiah
 D—Glen Collins, Greensboro
 D—Ryan Kitzen, Johns Hopkins

D—Brendan Mayer, Macalester
 M—Shaun Cavanaugh, Wheaton (Mass.)
 M—Mike Iacono, Kean
 M—Josef Powell, Williams
 M—Ignacio Scarella, Rowan
 F—Alex Blake, Williams
 F—Ted Giannacopoulos, Williams
 F—Chris Heslep, John Carroll

2002

G—Marcus Voss, Hope
 D—Trent Abbott, Texas-Dallas
 D—Michael Steinen, Salisbury
 D—Shawn Watson, Lawrence
 D—Seamus Hunt, Merchant Marine
 M—Adam Hibshman, Carnegie Mellon
 M—Josh Smith, Trinity (Tex.)
 M—Khari Stephenson, Williams
 M—Hayden Woodworth, Messiah
 F—Alex Blake, Williams
 F—Josh Card, Trinity (Tex.)
 F—Chris Raymond, Puget Sound

2003

G—Peter Boyer, Drew
 D—Jason Griffiths, Middlebury
 D—An-Yen Hu, Pomona-Pitzer
 D—Dan Sullivan, Bowdoin
 M—Daniel Meehan, Salisbury
 M—Nick Nestle, MIT
 M—Josh Smith, Trinity (Tex.)
 M—Khari Stephenson, Williams
 F—Mike Figliola, Plattsburgh St.
 F—Derek Kasten, Wis.-Oshkosh
 F—Tyler Niemack, Puget Sound
 F—Ryan Olsen, Williams

2004

G—Gary Kane Jr., Johns Hopkins
 D—Joe Hartwell, Gust. Adolphus
 D—Josh Greenleaf, Trinity (Tex.)
 D—Dan Sullivan, Bowdoin
 M—Josh Bolton, Williams
 M—Anthony Fioretti, Puget Sound
 M—Chad Garman, Wilmington (Ohio)
 M—Alex Woods, Trinity (Tex.)
 F—Erik Elizondo, Dominican (Ill.)
 F—Brian Marks, Stevens Institute
 F—David McClellan, Messiah
 F—Patrick McGinnis, Colorado Col.

2005

G—Kevin Deegan, Roger Williams
 D—Eddie Ho, Trinity (Tex.)
 D—Dana Leary, Williams
 D—Kurt Visker, Calvin
 M—Josh Bolton, Williams
 M—Kai Kasiguran, Messiah
 M—Jason Sousa, Plattsburgh St.
 F—David McClellan, Messiah
 F—Geoff Meyer, Hope
 F—David Niederholtmeyer, Dominican (Ill.)
 F—Gary Stom, Rochester

2006

G—Dan Coble, Johns Hopkins
 D—Kyle Altman, Trinity (Tex.)
 D—Nick Gkionis, Stevens Institute
 D—Dana Leary, Williams
 M—Bill Anthes, Montclair St.
 M—Pat Huffer, Williams
 M—Craig Neal, Ohio Wesleyan
 M—Chris Ports, York (Pa.)
 F—Brandon Corday, Frank. & Marsh.
 F—Ryan Mangano, Medaille
 F—Andrew Wheeler, York (Pa.)

Division III First- Team All-Americans by School

ALBANY (N.Y.) (1)

89—Lee Tschantret

ALFRED (1)

83—Charles Gilje

ALLEGHENY (1)

54—Robert Siemons

AMHERST (5)

81—Robert Philbrick
 84—Timothy Stephens
 86—Thomas Little
 87—Edwin Rigaud
 98—Matt Diggs

BABSON (4)

82—James Fisher
 83—Mark McNabb
 85—Mark Sullivan
 96—Dan Pucci

BATES (1)

99—Andy Apstein

BETHANY (W.V.) (2)

82—Bill Denniston
 94—Malleh Sallah

BINGHAMTON (3)

82—Michael Doherty
 87—Raul Martynek
 Andrew Szalaji

BOWDOIN (5)

81—Keith Brown
 Kwame Poku
 98—David DeCew
 2003—Dan Sullivan
 04—Dan Sullivan

BRANDEIS (2)

82—Kevin Healey
 85—James McCully

BUFFALO ST. (5)

81—Gianni Bussani
 82—Mustapha Janneh
 83—Robert DiNunzio
 84—Robert DiNunzio
 Anthony Gatto

UC SAN DIEGO (1)

93—Chris Rooney

CALVIN (1)

2005—Kurt Visker

CARNEGIE MELLON (1)

2002—Adam Hibschan

CHRIS. NEWPORT (1)

86—Gerard Mosley

CLAREMONT-M-S (3)

89—Steve Goodson
 91—Jonathan Byers
 92—Jonathan Byers

COAST GUARD (1)

82—Adam Bature

COLBY (3)

84—Mark Burke
 85—Mark Burke
 93—Patrick Skulley

COLORADO COL. (3)

93—Noah Epstein
 94—Aaron Lujan
 2004—Patrick McGinnis

CONNECTICUT COL. (3)

86—Jeffrey Geddes
 Kevin Wolfe
 93—Peter Spear

CORTLAND ST. (5)

81—David Wright
 82—Halefom Belay
 Frank Ciliberto
 83—Thomas Huber
 93—Jim Hesch

DOMINICAN (ILL.) (2)

2004—Erik Elizondo
 05—David Niederholtmeyer

DREW (1)

2003—Peter Boyer

ELIZABETHTOWN (7)

85—Dave Jones
 88—Matthew Sala
 89—Robbie Martin
 90—Robbie Martin
 Jay Varrato
 92—Eric Smith
 95—Doug Hess

EMORY (3)

84—Derrick Beare
89—Matt Arnett
90—Ho Lee

FRANK. & MARSH. (1)

2006—Brandon Corday

FREDONIA ST. (2)

81—Henrik Ambarchean
96—Jim Finnerty

FROSTBURG ST. (1)

85—James Chase

GETTYSBURG (2)

97—Gregory Stevic
98—Jason Vishio

GREENSBORO (4)

90—Michael Grimsley
97—Dan Collins
98—Richard Ronemus
2001—Glen Collins

GUST. ADOLPHUS (2)

2000—Scott Crowell
04—Joe Hartwell

HAMPDEN-SYDNEY (1)

99—Mike Bizon

HARDIN-SIMMONS (2)

2000—Brent Camp
Trevor Harrison

HIRAM (1)

96—David Cherosky

HOBART (1)

92—Jeffrey Saunders

HOPE (3)

93—Lee Schopp
2002—Marcus Voss
05—Geoff Meyer

ITHACA (1)

91—Zac Shaw

JOHN CARROLL (1)

2001—Chris Heslep

JOHNS HOPKINS (3)

2001—Ryan Kitzen
04—Gary Kane Jr.
06—Dan Coble

KALAMAZOO (3)

85—Marc Tirikian
90—Derek Bylsma
94—Tom Anagnost

KEAN (4)

88—Greg Bajek
91—Fredy Guiran
92—Fredy Guiran
2001—Mike Iacono

KEENE ST. (1)

81—Ian Wilson

KENYON (8)

90—Kevin Mills
91—Kevin Mills
92—Michael Donovan
93—Mark Phillips
Leigh Sillery
94—Wayne Albertyn
95—Wayne Albertyn
96—Wayne Albertyn

LYNCHBURG (1)

83—John Amorim

MACALESTER (3)

97—Dan Welch
98—Armin Heuberger
2001—Brendan Mayer

MARY WASHINGTON (4)

87—Shane Shackford
88—Shane Shackford
89—Shane Shackford
93—Tom Walthall

MIT (1)

2003—Nick Nestle

MEDAILLE (1)

2006—Ryan Mangano

MERCHANT MARINE (1)

2002—Seamus Hunt

MESSIAH (6)

95—Chris Tassy
2001—Chris Boyles
02—Hayden Woodworth
04—David McClellan
05—Kai Kasiguran
David McClellan

METHODIST (1)

95—Kenneth Hoey

MIDDLEBURY (8)

81—Jamie Hutchins
Mike Noonan
82—Mike Noonan
86—Chris Parsons
92—John Atherton
98—Ben Hardy
99—John Giannacopoulos
2003—Jason Griffiths

MONTCLAIR ST. (3)

92—Dominick Bucci
96—Rob McOmish
2006—Bill Anthes

MUHLENBERG (5)

89—Chris Bingman
Ian Williams
90—Ian Williams
95—Tom Auchenbach
Tim Averell

TCNJ (4)

86—Vincent Maggio
94—Gary Gray
96—Jason Cairns
97—Jason Cairns

NJIT (2)

81—Andy Bakun
83—Ray Paulius

UNC GREENSBORO (4)

83—Ed Radwanski
Michael Sweeney
84—Ed Radwanski
85—Brian Japp

N.C. WESLEYAN (1)

86—Greg Armand

OHIO WESLEYAN (11)

84—Richard Wyman
86—Bryan Bundy
Mathew Byers
87—Jeff Kaplan
88—Drew Dimatos
91—Andrew Kessinger
92—Christopher Duff
93—Christopher Duff
94—Wayne Street
95—Obi Moneme
2006—Craig Neal

OTTERBEIN (1)

97—Bradley Myers

PLATTSBURGH ST. (3)

81—John McDonagh
2003—Mike Figliola
05—Jason Sousa

PLYMOUTH ST. (2)

82—Steve Clark
83—Steve Clark

POMONA-PITZER (1)

2003—An-Yen Hu

PRINCIPIA (1)

87—Toby Clark

PUGET SOUND (4)

99—Tye Tolentino

2002—Chris Raymond

03—Tyler Niemack
04—Anthony Fioretti

RANDOLPH-MACON (2)

93—Matt Bitsko
94—Mike Henning

RICHARD STOCKTON (1)

96—Joseph Eimer

ROANOKE (2)

85—Ted Delladera
92—Aaron Ewert

ROCHESTER (3)

89—Chris Apple
97—Kirk Dietrich
2005—Gary Stom

ROCHESTER INST. (7)

84—Paul Schojan
86—Angelo Panzetta
87—Angelo Panzetta
88—Angelo Panzetta
89—Grant Perry
92—Jason Rich
94—John Im

ROCKFORD (1)

88—Julio Del Real

ROGER WILLIAMS (1)

2005—Kevin Deegan

ROWAN (6)

86—Greg Boyle
88—Jamie McGroarty
91—Andy Logar
95—Michael Oehlmann
2000—Ignacio Scarella
01—Ignacio Scarella

ST. LAWRENCE (6)

96—Andre White
98—Greg Sutton
99—Dan Annan
Ali Montacer
2000—Ali Montacer
02—Shawn Watson

ST. OLAF (1)

99—Kevin Jensen

SALEM ST. (3)

87—Alvaro Ibanez
88—Alvaro Ibanez
91—Henrique Silva

SALISBURY (2)

2002—Michael Steinen
03—Daniel Meehan

SCRANTON (1)

82—Bill McNeel

STEVENS INSTITUTE (2)

2004—Brian Marks
06—Nick Gkionis

TEXAS-DALLAS (1)

2002—Trent Abbott

TRINITY (TEX.) (15)

96—Clint Regier
97—Lance Key
Jaime Ramirez
98—Lance Key
Scott Mury
99—Lance Key
Scott Mury
2000—Brad Davis
02—Josh Smith
Josh Card
03—Josh Smith
04—Josh Greenleaf
Alex Woods
05—Eddie Ho
06—Kyle Altman

VA. WESLEYAN (5)

90—Michael McFarland
91—Michael McFarland

92—Michael McFarland

94—Mike Duffy
95—Gary DePalma

WESLEYAN (CONN.) (2)

83—John Nathan
91—Vezir Ajro

WESTERN CONN. ST. (1)

94—Doug Morabito

WHEATON (ILL.) (12)

83—Andrew Taylor
84—David Kouwe
85—Chris Hagemann
David Wolf
90—Philip Wolf
91—Philip Wolf
96—Oscar Medina
97—Eric Brown
Robert Mouw
98—Robert Mouw
99—Eric Brown
Robert Mouw

WHEATON (MASS.) (2)

2000—Adam Donroe
01—Shaun Cavanaugh

WILLIAMS (32)

84—Jeffrey McEvoy
85—Jeffrey McEvoy
87—Daniel Calichman
Michael Masters
Nikolai Nachamkin
88—Robert Blanck
Michael Masters
89—Daniel Calichman
90—Robert Lake
91—Orjan Hult
94—John Thompson
95—Terry Kaufman
Brad Murray
96—Brad Murray
97—Greg Classen
98—Stephen Danbusky
99—Matthew Mageira
2000—Alex Blake
Ted Giannacopoulos
Josef Powell
01—Alex Blake
Ted Giannacopoulos
Josef Powell
02—Alex Blake
Khari Stephenson
03—Ryan Olsen
Khari Stephenson
04—Josh Bolton
05—Josh Bolton
Dana Leary
06—Pat Huffer
Dana Leary

WILMINGTON (OHIO) (1)

2004—Chad Garman

WIS.-OSHKOSH (2)

2000—Scott Deopere
03—Derek Kasten

WOOSTER (3)

88—Ian Banda
89—Ian Banda
90—Ian Banda

WPI (1)

84—Amaro Gonclave

YORK (PA.) (2)

2006—Chris Ports
Andrew Wheeler

National Award Winners

Hermann Trophy

(Player of the Year)

1967—Dan Markus, Long Island
 1968—Manuel Hernandez, San Jose St.
 1969—Al Trost, St. Louis
 1970—Al Trost, St. Louis
 1971—Mike Seerey, St. Louis
 1972—Mike Seerey, St. Louis
 1973—Dan Counce, St. Louis
 1974—Farrukh Quraishi, Oneonta St.
 1975—Steve Raibovsky, Brown
 1976—Glenn Myernick, Hartwick
 1977—Bill Gazonas, Hartwick
 1978—Angelo DiBernardo, Indiana
 1979—Jim Stamatis, Penn St.
 1980—Joseph Morrone Jr., Connecticut
 1981—Armando Betancourt, Indiana
 1982—Joseph Ulrich, Duke
 1983—Michael Jeffries, Duke
 1984—Amr Aly, Columbia
 1985—Thomas Kain, Duke
 1986—John Kerr, Duke
 1987—Bruce Murray, Clemson
 1988—Ken Snow, Indiana
 1989—Tony Meola, Virginia
 1990—Ken Snow, Indiana
 1991—Alexi Lallas, Rutgers
 1992—Brad Friedel, UCLA
 1993—Claudio Reyna, Virginia
 1994—Brian Maisonneuve, Indiana
 1995—Mike Fisher, Virginia
 1996—Mike Fisher, Virginia
 1997—Johnny Torres, Creighton
 1998—Wojtek Krakowiak, Clemson
 1999—Ali Curtis, Duke
 2000—Chris Gbandi, Connecticut
 2001—Luchi Gonzalez, SMU
 2002—Alecko Eskandarian, Virginia
 2003—Chris Wingert, St. John's (N.Y.)
 2004—Danny O'Rourke, Indiana
 2005—Jason Garey, Maryland
 2006—Joseph Lapira, Notre Dame

Missouri Athletic Club

(Player of the Year)

1986—John Kerr, Duke
 1987—John Harkes, Virginia
 1988—Ken Snow, Indiana
 1989—Tony Meola, Virginia
 1990—Ken Snow, Indiana
 1991—Alexi Lallas, Rutgers
 1992—Claudio Reyna, Virginia
 1993—Claudio Reyna, Virginia
 1994—Todd Yeagley, Indiana
 1995—Matt McKeon, St. Louis
 1996—Mike Fisher, Virginia
 1997—Johnny Torres, Creighton
 1998—Jay Heaps, Duke
 1999—Sasha Victorine, UCLA
 2000—Ali Curtis, Duke
 2001—Luchi Gonzalez, SMU
 2002—Alecko Eskandarian, Virginia
 2003—Chris Wingert, St. John's (N.Y.)
 2004—Danny O'Rourke, Indiana
 2005—Jason Garey, Maryland
 2006—Joseph Lapira, Notre Dame

**In 1999, the M.A.C. and NSCAA combined their national player of the year award; in 2002, the Hermann Trophy joined the other two player of the year awards for one presentation.*

Soccer America Player of the Year

1984—Paul DiBernardo, Indiana
 1985—Michael Brady, American
 1986—Paul Caligiuri, UCLA
 John Kerr, Duke
 1987-91—no winner
 1992—Claudio Reyna, Virginia
 1993—Claudio Reyna, Virginia
 1994—A.J. Wood, Virginia
 1995—Mike Fisher, Virginia
 1996—Johnny Torres, Creighton
 1997—Ben Olsen, Virginia
 1998—Wojtek Krakowiak, Clemson
 1999—Aleksy Korol, Indiana
 2000—Chris Gbandi, Connecticut
 2001—Luchi Gonzalez, SMU
 2002—Alecko Eskandarian, Virginia
 2003—Joseph Ngwenya, Coastal Caro.
 2004—Ryan Pore, Tulsa
 2005—Jason Garey, Maryland
 2006—Joseph Lapira, Notre Dame

ISAA Player of the Year*

1984—Amr Aly, Columbia
 1985—Michael Brady, American
 1986—John Kerr, Duke
 1987—Bruce Murray, Clemson
 1988—Dan Donigan, Connecticut
 1989—Robert Paterson, Evansville
 1990—William Thompson, UCLA
 1991—Henry Gutierrez, North Carolina St.
 1992—Robert Ukrop, Davidson
 1993—Brian McBride, St. Louis
 1994—Brian Maisonneuve, Indiana
 1995—Matt McKeon, St. Louis

**Discontinued after the 1995 season.*

NSCAA Player of the Year

Division I

1996—Mike Fisher, Virginia
 1997—Daniel Hernandez, SMU
 1998—Dema Kovalenko, Indiana
 1999—Sasha Victorine, UCLA
 2000—Ali Curtis, Duke
 2001—Luchi Gonzalez, SMU
 2002—Alecko Eskandarian, Virginia
 2003—Chris Wingert, St. John's (N.Y.)
 2004—Danny O'Rourke, Indiana
 2005—Jason Garey, Maryland
 2006—Joseph Lapira, Notre Dame

Division II

1996—Rick Kocza, Southern Conn. St.
 1997—Joe Munoz, Cal St. Bakersfield
 1998—Gilbert Jean-Baptiste, Southern Conn. St.

1999—Assaf Dagai, Southern Conn. St.
 2000—Juan Carlos Bolanos, Cal St. Dom. Hills

2001—Roy Fink, Tampa
 2002—Mounir Tajjou, Southern N.H.
 2003—Ross Lumsden, Lynn
 2004—Bobby McAlister, Seattle
 2005—Christopher Joyce, Franklin Pierce
 2006—Morten Jensen, Dowling

Division III

1996—Brad Murray, Williams
 1997—Jason Cairns, TCNJ
 1998—Robert Mouw, Wheaton (Ill.)
 1999—Dan Annan, St. Lawrence
 2000—Scott Deopere, Wis.-Oshkosh
 2001—Alex Blake, Williams
 2002—Hayden Woodworth, Messiah
 2003—Josh Smith, Trinity (Tex.)
 2004—Patrick McGinnis, Colorado Col.
 2005—David McClellan, Messiah
 2006—Dana Leary, Williams

ISAA Goalkeeper of the Year*

1983—James Swanner, Clemson
 1984—Jim Leahy, Brandeis
 1985—Warren Lipka, South Carolina
 1986—Jeffrey Duback, Yale
 1987—Robert Willen, Virginia
 1988—Charles Arndt, South Carolina
 1989—Anton Nistel, UCLA
 1990—Juergen Sommer, Indiana
 1991—Kasey Keller, Portland
 1992—Brad Friedel, UCLA
 1993—Adeboyega Oshoniyi, Southern Conn. St.
 1994—David Kramer, Fresno St.
 1995—Chris Snitko, UCLA

**Discontinued after the 1995 season.*

NSCAA Coach of the Year

1973—Robert Guelker, SIU Edwardsville
 1974—Jack MacKenzie, Quincy
 1975—Paul Reinhardt, Vermont
 1976—Jerry Yeagley, Indiana
 1977—Klaas deBoer, Cleveland St.
 1978—Cliff McCrath, Seattle Pacific
 1979—Walt Bahr, Penn St.
 1980—Jerry Yeagley, Indiana
 1981—Schellas Hyndman, Eastern Ill.

Division I

1982—John Rennie, Duke
 1983—Dieter Ficken, Columbia
 1984—James Lennox, Hartwick
 1985—Peter Mehlert, American
 1986—Steve Parker, Akron
 1987—Anson Dorrance, North Carolina
 1988—Keith Tucker, Howard
 1989—Steve Sampson, Santa Clara
 1990—Bob Reasso, Rutgers
 1991—Mitch Murray, Santa Clara
 1992—Charlie Slagle, Davidson
 1993—Bob Bradley, Princeton
 1994—Jerry Yeagley, Indiana
 1995—Jim Lauder, Wisconsin

1996—David Masur, St. John's (N.Y.)
 1997—Sigi Schmid, UCLA
 1998—Jerry Yeagley, Indiana
 1999—Jerry Yeagley, Indiana
 2000—Ray Reid, Connecticut
 2001—Elmar Bolowich, North Carolina
 2002—Tom Fitzgerald, UCLA
 2003—Jerry Yeagley, Indiana
 2004—Tim Vom Steeg, UC Santa Barb.
 2005—Sasho Cirovski, Maryland
 2006—Tim Vom Steeg, UC Santa Barb.

Division II

1982—Robert Dikranian, Southern Conn. St.
 1983—Robert Dikranian, Southern Conn. St.
 1984—Fran Bacon, Bridgeport
 1985—Robert Russo, Gannon
 1986—Fran Bacon, Bridgeport
 1987—Donald Dallas, Mo.-St. Louis
 1988—John Rootes, Southern N.H.
 1989—Michael Parker, UNC Greensboro
 1990—Ray Reid, Southern Conn. St.
 1991—Rich Stottler, Florida Tech
 1992—Ray Reid, Southern Conn. St.
 1993—Marko Koolman, Gannon
 1994—Ray Reid, Southern Conn. St.
 1995—Richard Hartis, Mercyhurst
 1996—Petar Draksin, Grand Canyon
 1997—Simon Tobin, Cal St. Bakersfield
 1998—Tom Lang, Southern Conn. St.
 1999—Tom Lang, Southern Conn. St.
 2000—Joe Flanagan, Cal St. Dom. Hills
 2001—Keith Fulk, Tampa
 2002—Marcus Ziemer, Sonoma St.
 2003—Mike O'Malley, Cal St. Chico
 2004—Peter Fewing, Seattle
 2005—Jeremy Gunn, Fort Lewis
 2006—John DiRico, Dowling

Division III

1982—Mike Berticelli, UNC Greensboro
 1983—Stephen Davis, Claremont-M-S
 1984—Joe Bean, Wheaton (Ill.)
 1985—Michael Parker, UNC Greensboro
 1986—Layton Shoemaker, Messiah
 1987—Michael Russo, Williams
 1988—Michael Russo, Williams
 1989—Douglas May, Rochester Inst.
 1990—Michael Pilger, Kenyon
 1991—Jay Martin, Ohio Wesleyan
 1992—Willi Steinrotter, Hobart
 1993—Michael Russo, Williams
 1994—Toby Bares, Wis.-Oshkosh
 1995—Michael Russo, Williams
 1996—John O'Connor, Chicago
 1997—Joe Bean, Wheaton (Ill.)
 1998—Jay Martin, Ohio Wesleyan
 1999—Bob Durocher, St. Lawrence
 2000—Dave Brandt, Messiah
 2001—Jeff Haines, Richard Stockton
 2002—Dave Brandt, Messiah
 2003—Lenny Armuth, Drew
 2004—Dave Brandt, Messiah
 2005—Larry Zelentz, Gust. Adolphus
 2006—Mark Ludwig, York (Pa.)

Note: The Intercollegiate Soccer Coaches Association of America (ISAA) was taken over by the National Soccer Coaches Association of America (NSCAA) in 1996.



Men's Attendance Records

2006 Attendance Leaders	108
Annual Home Attendance Champions	110
All-Time Largest Crowds	110



2006 Attendance Leaders

Division I

AVERAGE HOME ATTENDANCE

Team	Games	Total	Avg.
1. Connecticut.....	11	32,236	2,931
2. Virginia.....	15	43,183	2,879
3. Maryland.....	15	40,907	2,727
4. UC Santa Barb.....	13	35,359	2,720
5. St. Louis.....	10	24,700	2,470
6. Portland.....	11	26,919	2,447
7. Clemson.....	9	21,664	2,407
8. Indiana.....	10	22,952	2,295
9. Wake Forest.....	12	27,433	2,286
10. Creighton.....	9	17,759	1,973
11. North Carolina.....	11	19,343	1,758
12. Duke.....	15	24,516	1,634
13. New Mexico.....	11	17,323	1,575
14. Virginia Tech.....	8	11,752	1,469
15. Louisville.....	8	10,606	1,326
16. UCLA.....	11	13,919	1,265
17. Washington.....	10	12,375	1,238
18. South Carolina.....	9	10,404	1,156
19. Penn St.....	10	11,527	1,153
20. St. John's (N.Y.).....	10	11,191	1,119
21. Santa Clara.....	10	11,003	1,100
22. Michigan St.....	6	6,573	1,096
23. San Francisco.....	8	8,744	1,093
24. Notre Dame.....	12	12,089	1,007
25. Old Dominion.....	12	11,739	978
26. Rutgers.....	11	10,606	964
27. Ohio St.....	12	11,045	920
28. South Fla.....	9	8,275	919
29. Michigan.....	10	9,037	904
30. Stanford.....	8	7,186	898
31. UAB.....	7	5,972	853
32. Bradley.....	13	11,015	847
33. Missouri St.....	6	5,082	847
34. Davidson.....	7	5,886	841
35. Furman.....	10	8,275	828
36. UNC Greensboro.....	12	9,872	823
37. Wis.-Milwaukee.....	10	8,098	810
38. SMU.....	10	7,868	787
39. Akron.....	11	8,544	777
40. Charlotte.....	12	8,936	745
41. Kentucky.....	11	8,161	742
42. Brown.....	9	6,465	718
43. Vermont.....	8	5,733	717
44. West Virginia.....	12	8,334	695
45. Air Force.....	8	5,205	651
46. Radford.....	10	6,490	649
47. Cincinnati.....	9	5,834	648
48. Campbell.....	9	5,749	639
49. St. Mary's (Cal.).....	10	6,274	627
50. Syracuse.....	9	5,481	609

TOTAL HOME ATTENDANCE

Team	Games	Total	Avg.
1. Virginia.....	15	43,183	2,879
2. Maryland.....	15	40,907	2,727
3. UC Santa Barb.....	13	35,359	2,720
4. Connecticut.....	11	32,236	2,931
5. Wake Forest.....	12	27,433	2,286
6. Portland.....	11	26,919	2,447
7. St. Louis.....	10	24,700	2,470
8. Duke.....	15	24,516	1,634
9. Indiana.....	10	22,952	2,295
10. Clemson.....	9	21,664	2,407
11. North Carolina.....	11	19,343	1,758
12. Creighton.....	9	17,759	1,973
13. New Mexico.....	11	17,323	1,575
14. UCLA.....	11	13,919	1,265
15. Washington.....	10	12,375	1,238
16. Notre Dame.....	12	12,089	1,007
17. Virginia Tech.....	8	11,752	1,469
18. Old Dominion.....	12	11,739	978
19. Penn St.....	10	11,527	1,153
20. St. John's (N.Y.).....	10	11,191	1,119
21. Ohio St.....	12	11,045	920
22. Bradley.....	13	11,015	847

Team	Games	Total	Avg.
23. Santa Clara.....	10	11,003	1,100
24. Louisville.....	8	10,606	1,326
Rutgers.....	11	10,606	964
26. South Carolina.....	9	10,404	1,156
27. UNC Greensboro.....	12	9,872	823
28. Michigan.....	10	9,037	904
29. Charlotte.....	12	8,936	745
30. San Francisco.....	8	8,744	1,093
31. Akron.....	11	8,544	777
32. West Virginia.....	12	8,334	695
33. Furman.....	10	8,275	828
South Fla.....	9	8,275	919
35. Kentucky.....	11	8,161	742
36. Wis.-Milwaukee.....	10	8,098	810
37. SMU.....	10	7,868	787
38. Stanford.....	8	7,186	898
39. Michigan St.....	6	6,573	1,096
40. Radford.....	10	6,490	649
41. Brown.....	9	6,465	718
42. St. Mary's (Cal.).....	10	6,274	627
43. UAB.....	7	5,972	853
44. Davidson.....	7	5,886	841
45. Cincinnati.....	9	5,834	648
46. Campbell.....	9	5,749	639
47. Vermont.....	8	5,733	717
48. San Diego.....	11	5,712	519
49. Syracuse.....	9	5,481	609
50. Lehigh.....	11	5,405	491

SINGLE-GAME ATTENDANCE HIGHS

No.	Team vs. Opponent	Date
8,784	Northwestern at UC Santa Barb.....	Nov. 25
7,428	Clemson at Virginia.....	Sept. 30
7,012	North Carolina at Clemson.....	Sept. 15
6,821	Maryland at Clemson.....	Sept. 8
6,549	North Carolina at Duke.....	Oct. 20
6,489	Duke at Maryland.....	Sept. 29
6,314	UC Santa Barb. vs. Wake Forest (NCAA semifinal at St. Louis, Mo.).....	Dec. 2
6,214	Boston College at Maryland.....	Oct. 14
5,948	UC Santa Barb. vs. UCLA (NCAA final at St. Louis, Mo.).....	Dec. 3
5,850	Notre Dame at Virginia.....	Nov. 24

Division II

AVERAGE HOME ATTENDANCE

Team	Games	Total	Avg.
1. Fort Lewis.....	12	8,135	678
2. SIU Edwardsville.....	11	5,583	508
3. Cal St. Chico.....	10	4,685	469
4. UC San Diego.....	10	4,281	428
5. S.C. Upstate.....	9	3,827	425
6. Midwestern St.....	11	4,456	405
7. Rockhurst.....	9	3,481	387
8. Seattle.....	9	3,383	376
9. Rollins.....	11	4,038	367
10. Cal St. Stanislaus.....	11	4,007	364
11. Eckerd.....	7	2,522	360
12. Franklin Pierce.....	13	4,593	353
13. Tampa.....	9	3,078	342
14. Sonoma St.....	11	3,704	337
15. Lenoir-Rhyne.....	12	3,890	324
16. Cal St. Bakersfield.....	11	3,456	314
17. Mo.-St. Louis.....	8	2,485	311
18. Southern N.H.....	9	2,772	308
19. Mass.-Lowell.....	10	3,033	303
20. Lynn.....	6	1,809	302
21. Seattle Pacific.....	8	2,352	294
22. Cal St. San B'dino.....	10	2,647	265
23. Montevallo.....	10	2,520	252
24. Cal St. Dom. Hills.....	9	2,239	249
25. Wheeling Jesuit.....	11	2,730	248
26. Harding.....	8	1,964	246
27. Le Moyne.....	9	2,209	245
28. Mercyhurst.....	10	2,426	243
29. Barry.....	8	1,916	240
30. Northern Ky.....	12	2,842	237
31. San Fran. St.....	11	2,605	237

Team	Games	Total	Avg.
32. West Fla.	11	2,593	236
33. Mount Olive	13	2,937	226
34. Colorado Mines	10	2,246	225
35. Lander	11	2,462	224
36. Western Wash.	9	1,990	221
37. Lees-McRae	9	1,975	219
38. Cal Poly Pomona	8	1,735	217
39. East Stroudsburg	12	2,561	213
40. Southern Conn. St.	13	2,735	210

TOTAL HOME ATTENDANCE

Team	Games	Total	Avg.
1. Fort Lewis	12	8,135	678
2. SIU Edwardsville	11	5,583	508
3. Cal St. Chico	10	4,685	469
4. Franklin Pierce	13	4,593	353
5. Midwestern St.	11	4,456	405
6. UC San Diego	10	4,281	428
7. Rollins	11	4,038	367
8. Cal St. Stanislaus	11	4,007	364
9. Lenoir-Rhyne	12	3,890	324
10. S.C. Upstate	9	3,827	425
11. Sonoma St.	11	3,704	337
12. Rockhurst	9	3,481	387
13. Cal St. Bakersfield	11	3,456	314
14. Seattle	9	3,383	376
15. Tampa	9	3,078	342
16. Mass.-Lowell	10	3,033	303
17. Mount Olive	13	2,937	226
18. Northern Ky.	12	2,842	237
19. Southern N.H.	9	2,772	308
20. Southern Conn. St.	13	2,735	210
21. Wheeling Jesuit	11	2,730	248
22. Cal St. San B'dino	10	2,647	265
23. San Fran. St.	11	2,605	237
24. West Fla.	11	2,593	236
25. East Stroudsburg	12	2,561	213
26. Dowling	14	2,560	183
27. Eckerd	7	2,522	360
28. Montevallo	10	2,520	252
29. Mo.-St. Louis	8	2,485	311
30. Lander	11	2,462	224
31. Mercyhurst	10	2,426	243
32. Seattle Pacific	8	2,352	294
33. Colorado Mines	10	2,246	225
34. Cal St. Dom. Hills	9	2,239	249
35. Le Moyne	9	2,209	245
36. UC-Colo. Spgs.	11	2,067	188
37. Colorado St.-Pueblo	11	2,022	184
38. Western Wash.	9	1,990	221
39. Lees-McRae	9	1,975	219
40. Harding	8	1,964	246

SINGLE-GAME ATTENDANCE HIGHS

No.	Team vs. Opponent	Date
1,538	Seattle at Fort Lewis	Nov. 11
1,140	Seattle Pacific at Seattle	Oct. 28
1,055	Bellarmino at SIU Edwardsville	Sept. 8
1,036	Colorado Mines at Fort Lewis	Sept. 17
989	Sonoma St. at UC San Diego	Sept. 29
965	Lincoln Memorial at Lenoir-Rhyne	Nov. 4
954	Midwestern St. at Fort Lewis	Nov. 5
889	Mo.-St. Louis at Rockhurst	Sept. 29
865	Lynn at Montevallo	Aug. 24
843	Indianapolis at SIU Edwardsville	Oct. 6

Division III

AVERAGE HOME ATTENDANCE

Team	Games	Total	Avg.
1. Messiah	11	14,400	1,309
2. Wheaton (Ill.)	11	8,420	765
3. Trinity (Tex.)	12	7,820	652
4. Centre	10	6,408	641
5. North Park	11	6,580	598
6. Ohio Wesleyan	14	8,307	593
7. Hope	9	5,300	589
8. York (Pa.)	14	8,069	576
9. East. Mennonite	9	4,869	541
10. Chris. Newport	10	5,164	516

Team	Games	Total	Avg.
11. Puget Sound	7	3,589	513
12. Elizabethtown	8	4,005	501
13. St. Lawrence	7	3,486	498
14. Va. Wesleyan	12	5,825	485
15. Macalester	8	3,280	410
16. Bowdoin	8	3,185	398
17. St. Mary's (Md.)	9	3,375	375
18. Plymouth St.	11	4,080	371
19. New York U.	12	4,169	347
20. Wesleyan (Conn.)	9	2,925	325
21. LeTourneau	12	3,850	321
22. Piedmont	8	2,530	316
23. Susquehanna	11	3,375	307
24. Eastern	10	3,015	302
25. Colorado Col.	14	4,182	299
26. Baldwin-Wallace	6	1,744	291
27. Williams	11	3,098	282
28. Rochester Inst.	10	2,725	273
29. Mississippi Col.	9	2,447	272
30. Middlebury	8	2,157	270
31. Mary Washington	11	2,901	264
32. Denison	10	2,577	258
33. Johns Hopkins	14	3,569	255
34. Rochester (N.Y.)	11	2,740	249
35. Schreiner	8	1,955	244
36. Whitworth	7	1,680	240
37. Augsburg	10	2,385	239
38. TCNJ	8	1,905	238
39. Montclair St.	12	2,812	234
40. Connecticut Col.	7	1,630	233

TOTAL HOME ATTENDANCE

Team	Games	Total	Avg.
1. Messiah	11	14,400	1,309
2. Wheaton (Ill.)	11	8,420	765
3. Ohio Wesleyan	14	8,307	593
4. York (Pa.)	14	8,069	576
5. Trinity (Tex.)	12	7,820	652
6. North Park	11	6,580	598
7. Centre	10	6,408	641
8. Va. Wesleyan	12	5,825	485
9. Hope	9	5,300	589
10. Chris. Newport	10	5,164	516
11. East. Mennonite	9	4,869	541
12. Colorado Col.	14	4,182	299
13. New York U.	12	4,169	347
14. Plymouth St.	11	4,080	371
15. Elizabethtown	8	4,005	501
16. LeTourneau	12	3,850	321
17. Puget Sound	7	3,589	513
18. Johns Hopkins	14	3,569	255
19. St. Lawrence	7	3,486	498
20. St. Mary's (Md.)	9	3,375	375
Susquehanna	11	3,375	307
22. Macalester	8	3,280	410
23. Bowdoin	8	3,185	398
24. Williams	11	3,098	282
25. Eastern	10	3,015	302
26. Wesleyan (Conn.)	9	2,925	325
27. Mary Washington	11	2,901	264
28. Montclair St.	12	2,812	234
29. Gust. Adolphus	12	2,777	231
30. Rochester (N.Y.)	11	2,740	249
31. Rochester Inst.	10	2,725	273
32. Denison	10	2,577	258
33. Piedmont	8	2,530	316
34. Dallas	11	2,522	229
35. Mississippi Col.	9	2,447	272
36. Wheaton (Mass.)	11	2,420	220
37. Augsburg	10	2,385	239
38. Dominican (Ill.)	16	2,345	147
39. Nazareth	10	2,300	230
40. Swarthmore	10	2,277	228

SINGLE-GAME ATTENDANCE HIGHS

No.	Team vs. Opponent	Date
3,000	Elizabethtown at Messiah	Oct. 28
2,300	Widener at Messiah	Oct. 21
2,000	Albright at Messiah	Sept. 30
1,800	Arcadia vs. Messiah	Nov. 11
1,612	Goshen at East. Mennonite	Sept. 15

Annual Home Attendance Champions

Division I

BY AVERAGE ATTENDANCE

Year	School	Dates	Attendance	Average
1998	Fresno St.	10	27,185	2,716
1999	St. Louis	11	33,411	3,037
2000	Connecticut	14	38,804	2,772
2001	St. Louis	12	33,200	2,767
2002	Connecticut	11	27,714	2,519
2003	St. Louis	9	25,017	2,779
2004	Indiana	11	26,235	2,385
2005	New Mexico	10	36,288	3,629
2006	Connecticut	11	32,236	2,931

BY TOTAL ATTENDANCE

Year	School	Dates	Attendance
1998	Connecticut	14	33,830
1999	Connecticut	15	36,344
2000	Connecticut	14	38,804
2001	St. Louis	12	33,200
2002	Connecticut	11	27,714
2003	Indiana	13	28,778
2004	Connecticut	13	28,728
2005	New Mexico	10	36,288
2006	Virginia	15	43,183

Division II

BY AVERAGE ATTENDANCE

Year	School	Dates	Attendance	Average
1998	Rockhurst	6	7,359	1,227
1999	Cal St. Bakersfield	8	5,917	740
2000	Rockhurst	3	1,783	594
2001	St. Anselm	10	5,480	548
2002	Cal St. Bakersfield	13	7,335	564
2003	Sonoma St.	11	5,670	515
2004	Seattle	12	5,672	472
2005	Fort Lewis	12	12,185	1,015
2006	Fort Lewis	12	8,135	678

BY TOTAL ATTENDANCE

Year	School	Dates	Attendance
1998	S.C. Upstate	13	9,779
1999	Rockhurst	10	6,412
2000	Barry	14	8,089
2001	Tampa	14	6,911
2002	Cal St. Bakersfield	13	7,335
2003	Sonoma St.	11	5,670
2004	Seattle	12	5,672
2005	Fort Lewis	12	12,185
2006	Fort Lewis	12	8,135

Division III

BY AVERAGE ATTENDANCE

Year	School	Dates	Attendance	Average
1998	Wheaton (Ill.)	13	15,170	1,167
1999	Wheaton (Ill.)	14	19,483	1,392
2000	Messiah	13	13,000	1,000
2001	Tufts	7	5,350	764
2002	Wheaton (Ill.)	13	9,992	768
2003	Ohio Wesleyan	13	9,261	712
2004	Wheaton (Ill.)	12	8,327	693
2005	Messiah	15	17,924	1,195
2006	Messiah	11	14,400	1,309

BY TOTAL ATTENDANCE

Year	School	Dates	Attendance
1998	Wheaton (Ill.)	13	15,170
1999	Wheaton (Ill.)	14	19,483
2000	Ohio Wesleyan	18	14,710
2001	Ohio Wesleyan	14	8,100
2002	Wheaton (Ill.)	13	9,992
2003	Ohio Wesleyan	13	9,261
2004	Wheaton (Ill.)	12	8,327
2005	Messiah	15	17,924
2006	Messiah	11	14,400

All-Time Largest Crowds

Division I

ALL GAMES

22,512	St. Louis (5) vs. SIU Edwardsville (1), Busch Stadium, St. Louis, Oct. 30, 1980
21,319	Wisconsin (1) vs. Portland (0), Richmond, Va., Dec. 8, 1995 (NCAA semifinal)
21,319	Duke (3) vs. Virginia (2), Richmond, Va., Dec. 8, 1995 (NCAA semifinal)
20,874	St. John's (N.Y.) (4) vs. Florida Int'l (1), Richmond, Va., Dec. 15, 1996 (NCAA final)
20,703	Wisconsin (2) vs. Duke (0), Richmond, Va., Dec. 10, 1995 (NCAA final)
20,269	St. John's (N.Y.) (2) vs. Creighton (1), Richmond, Va., Dec. 13, 1996 (NCAA semifinal)
20,269	Florida Int'l (4) vs. Charlotte (0), Richmond, Va., Dec. 13, 1996 (NCAA semifinal)
20,143	UCLA (2) vs. Virginia (0), Richmond, Va., Dec. 14, 1997 (NCAA final)
20,112	St. Louis (1) vs. SIU Edwardsville (0), Busch Stadium, St. Louis, Nov. 9, 1973
18,202	UCLA (1) vs. Indiana (0) (3 ot), Richmond, Va., Dec. 12, 1997 (NCAA semifinal)
18,202	Virginia (3) vs. St. Louis (1), Richmond, Va., Dec. 12, 1997 (NCAA semifinal)
17,616	Indiana (4) vs. Santa Clara (0), Richmond, Va., Dec. 11, 1998 (NCAA semifinal)
17,616	Stanford (1) vs. Maryland (0), Richmond, Va., Dec. 11, 1998 (NCAA semifinal)
16,503	Hartwick (2) vs. San Francisco (1), Berkeley, Calif., Dec. 4, 1977 (NCAA final)
16,503	SIU Edwardsville (3) vs. Brown (2), Berkeley, Calif., Dec. 4, 1977 (NCAA third-place game)
15,439	Indiana (1) vs. Santa Clara (0), Charlotte, N.C., Dec. 12, 1999 (NCAA final)
15,202	Indiana (3) vs. Stanford (1), Richmond, Va., Dec. 13, 1998 (NCAA final)
15,000	St. Louis (1) vs. SIU Edwardsville (1), Busch Stadium, St. Louis, Nov. 5, 1972
13,601	Indiana (1) vs. UC Santa Barb. (1) (2 ot, pk), Carson, Calif., Dec. 12, 2004 (NCAA final)
13,231	Indiana (3) vs. UCLA (2) (4 ot), Charlotte, N.C., Dec. 10, 1999 (NCAA semifinal)
13,231	Santa Clara (2) vs. Connecticut (1) (4 ot), Charlotte, N.C., Dec. 10, 1999 (NCAA semifinal)
12,224	Fresno St. (0) vs. San Francisco (1), Fresno, Calif., Sept. 27, 1987
12,033	Virginia (1) vs. Indiana (0), Davidson, N.C., Dec. 11, 1994 (NCAA final)
11,848	Indiana (4) vs. UCLA (1), Davidson, N.C., Dec. 9, 1994 (NCAA semifinal)
11,848	Virginia (2) vs. Rutgers (1), Davidson, N.C., Dec. 9, 1994 (NCAA semifinal)
11,421	Connecticut (2) vs. Creighton (0), Charlotte, N.C., Dec. 10, 2000 (NCAA final)
11,214	UC Santa Barb. (4) vs. VCU (1), Santa Barbara, Calif., Dec. 4, 2004 (NCAA quarterfinal)
10,752	Connecticut (2) vs. SMU (0), Charlotte, N.C., Dec. 8, 2000 (NCAA semifinal)
10,752	Creighton (2) vs. Indiana (1) (3 ot), Charlotte, N.C., Dec. 8, 2000 (NCAA semifinal)
10,647	UC Santa Barb. (5) vs. Duke (0), Carson, Calif., Dec. 10, 2004 (NCAA semifinal)
10,549	Virginia (2) vs. South Carolina (0), Davidson, N.C., Dec. 5, 1993 (NCAA final)
10,306	Virginia (3) vs. Princeton (1), Davidson, N.C., Dec. 3, 1993 (NCAA semifinal)
10,306	South Carolina (1) vs. Cal. St. Fullerton (0), Davidson, N.C., Dec. 3, 1993 (NCAA semifinal)

EXCLUDING NCAA TOURNAMENT

No.	Team vs. Opponent	Date
22,512*	St. Louis vs. SIU Edwardsville	Oct. 30, 1980
12,224	Fresno St. vs. San Francisco	Sept. 27, 1987
9,200	Connecticut vs. Alabama A&M	Oct. 24, 1982
7,428	Virginia vs. Clemson	Sept. 30, 2006
7,012	Clemson vs. North Carolina	Sept. 15, 2006
6,894	San Francisco vs. Fresno St.	Oct. 7, 2001
6,821	Clemson vs. Maryland	Sept. 8, 2006
6,604	Fresno St. vs. Portland	Oct. 11, 1998
6,549	Duke vs. North Carolina	Oct. 20, 2006
6,489	Maryland vs. Duke	Sept. 29, 2006
6,350	Duke vs. North Carolina	Oct. 3, 2004
6,214	Maryland vs. Boston College	Oct. 14, 2006
6,203	Maryland vs. Indiana	Oct. 29, 2005
6,163	Fresno St. vs. Tulsa	Nov. 8, 1998
6,143	UCLA vs. Maryland	Sept. 5, 2003
6,142#	Virginia vs. Santa Clara	Aug. 30, 1992
6,070	Connecticut vs. St. John's (N.Y.)	Sept. 26, 1999
6,000	Indiana vs. SMU	Sept. 5, 1987
5,750	South Carolina vs. UCLA	Sept. 6, 1998
5,749	St. Louis vs. Duquesne	Sept. 30, 2006

* At Busch Stadium, St. Louis. # Exhibition game.
Home team listed first.



Men's Championship Records

Division I Championship Records.....	112
Division II Championship Records	119
Division III Championship Records	125



Division I Men's Championship

2006 Results

FIRST ROUND

Brown 4, Adelphi 1
 *Rhode Island 1, Rutgers 1 (2 ot, pk)
 *Gardner-Webb 1, UAB 1 (2 ot, pk)
 Harvard 2, Binghamton 1
 St. John's (N.Y.) 1, Monmouth 0
 Ill.-Chicago 3, Western Ill. 0
 New Mexico 1, San Francisco 0
 Bucknell 1, George Mason 0 (ot)
 UC Santa Barb. 2, San Diego St. 1
 *Old Dominion 0, Winthrop 0 (2 ot, pk)
 Northwestern 3, Cincinnati 0
 UNC Greensboro 2, Virginia Tech 1
 Northern Ill. 1, Loyola (Ill.) 0 (ot)
 Washington 3, Creighton 0
 Fairfield 2, Connecticut 1
 Hofstra 2, Providence 0

SECOND ROUND

Duke 2, Brown 0
 *Lehigh 1, Rhode Island 1 (2 ot, pk)
 Clemson 3, Gardner-Webb 1
 UCLA 3, Harvard 0
 Maryland 2, St. John's (N.Y.) 0
 Notre Dame 1, Ill.-Chicago 0
 California 3, New Mexico 1
 Virginia 4, Bucknell 0
 UC Santa Barb. 3, SMU 1
 Old Dominion 1, North Carolina 0
 Northwestern 1, St. Louis 0
 UNC Greensboro 2, West Virginia 1 (2 ot)
 Indiana 1, Northern Ill. 0
 Santa Clara 3, Washington 2 (ot)
 Towson 2, Fairfield 0
 Wake Forest 5, Hofstra 1

THIRD ROUND

Duke 3, Lehigh 0
 UCLA 3, Clemson 0
 Notre Dame 1, Maryland 0 (2 ot)
 Virginia 2, California 1
 UC Santa Barb. 2, Old Dominion 1
 Northwestern 2, UNC Greensboro 1
 *Santa Clara 0, Indiana 0 (2 ot, pk)
 Wake Forest 2, Towson 1

QUARTERFINALS

UCLA 3, Duke 2 (ot)
 Virginia 3, Notre Dame 2
 UC Santa Barb. 3, Northwestern 2
 Wake Forest 3, Santa Clara 1

*Advanced on penalty kicks.

SEMIFINALS

DECEMBER 2 AT ST. LOUIS

UCLA 4, Virginia 0

Goals by period	1	2	Total
UCLA.....	0	4	4
Virginia.....	0	0	0

SCORING SUMMARY

63:54 UCLA David Estrada (Kyle Nakazawa)
 65:01 UCLA David Estrada (unassisted)
 83:29 UCLA Chance Myers (Jason Leopoldo)
 88:22 UCLA Michael Stephens (unassisted)
Shots: UCLA 14, Virginia 8.
Saves: UCLA 6 (Eric Reed 5; Team 1), Virginia 3 (Ryan Burke 3).
Fouls: UCLA 12, Virginia 8.
Corner Kicks: UCLA 4, Virginia 1.
Attendance: 8,645.

UC Santa Barb. 0, Wake Forest 0 (2 ot, pk)

Goals by period	1	2	OT	2OT	Total
UC Santa Barb.....	0	0	0	0	0
Wake Forest.....	0	0	0	0	0

(UC Santa Barb. advances on penalty kicks)

Shots: UC Santa Barb. 10, Wake Forest 17.

Saves: UC Santa Barb. 5 (Kyle Reynish 5), Wake Forest 4 (Brian Edwards 4).

Fouls: UC Santa Barb. 20, Wake Forest 14.

Corner Kicks: UC Santa Barb. 5, Wake Forest 4.

Attendance: 8,645.

CHAMPIONSHIP

DECEMBER 3 AT ST. LOUIS

UC Santa Barb. 2, UCLA 1

Goals by period	1	2	Total
UC Santa Barb.....	1	1	2
UCLA.....	0	1	1

SCORING SUMMARY

2:12 UCSB Nick Perera (Tyler Rosenlund)
 60:01 UCSB Eric Avila (Perera, Bryan Byrne)
 78:56 UCLA Jason Leopoldo (Tony Beltran)
Shots: UC Santa Barb. 15, UCLA 11.
Saves: UC Santa Barb. 4 (Kyle Reynish 4), UCLA 7 (Eric Reed 7).
Fouls: UC Santa Barb. 27, UCLA 14.
Corner Kicks: UC Santa Barb. 3, UCLA 6.
Attendance: 5,948.

History

Team Results

Year	Champion (Record)	Coach	Score	Runner-Up	Host or Site	Championship Game Attendance	Championship Total Attendance
1959	St. Louis (11-1)	Bob Guelker	5-2	Bridgeport	Connecticut	400	—
1960	St. Louis (14-1)	Bob Guelker	3-2	Maryland	Brooklyn	1,000	—
1961	West Chester (12-0)	Mel Lorback	2-0	St. Louis	St. Louis	6,500	—
1962	St. Louis (12-0-1)	Bob Guelker	4-3	Maryland	St. Louis	6,231	—
1963	St. Louis (13-1)	Bob Guelker	3-0	Navy	Rutgers	3,500	—
1964	Navy (15-0)	F.H. Warner	1-0	Michigan St.	Brown	600	—
1965	St. Louis (14-0)	Bob Guelker	1-0	Michigan St.	St. Louis	7,234	—
1966	San Francisco (11-0-1)	Steve Negoesco	5-2	Long Island	California	5,000	—
1967	Michigan St. (12-0-2)	Gene Kenney	0-0	(Game called due to inclement weather)	St. Louis	3,000	—
1968	St. Louis (8-3-2)	Harry Keough					
	Maryland (14-0-1)	Doyle Royal	2-2 (2 ot)	Ga. Tech-Emory		1,112	—
	Michigan St. (11-1-3)	Gene Kenney					
1969	St. Louis (13-0)	Harry Keough	4-0	San Francisco	San Jose St.	5,100	—
1970	St. Louis (14-0-1)	Harry Keough	1-0	UCLA	SIU Edwardsville	8,000	—
1971	Howard# (15-0)	Lincoln Phillips	3-2	St. Louis	Miami, Fla.	5,800	—
1972	St. Louis (15-2-3)	Harry Keough	4-2	UCLA	Miami, Fla.	3,000	—
1973	St. Louis (15-2-3)	Harry Keough	2-1 (ot)	UCLA	Miami, Fla.	5,861	—
1974	Howard (19-0)	Lincoln Phillips	2-1 (4 ot)	St. Louis	St. Louis	2,921	—
1975	San Francisco (21-1-2)	Steve Negoesco	4-0	SIU Edwardsville	SIU Edwardsville	4,400	24,071
1976	San Francisco (20-2-3)	Steve Negoesco	1-0	Indiana	Penn	5,981	39,373
1977	Hartwick (16-0-2)	Jim Lennox	2-1	San Francisco	California	16,503	28,557
1978	San Francisco# (28-1)	Steve Negoesco	2-0	Indiana	Tampa, Fla.	8,700	30,553
1979	SIU Edwardsville (19-2-3)	Bob Guelker	3-2	Clemson	Tampa, Fla.	5,500	30,947
1980	San Francisco (24-0-2)	Steve Negoesco	4-3 (ot)	Indiana	Tampa, Fla.	7,052	25,729
1981	Connecticut (20-3-2)	Joe Morrone	2-1 (ot)	Alabama A&M	Stanford	3,500	31,200
1982	Indiana (21-3-1)	Jerry Yeagley	2-1 (8 ot)	Duke	Ft. Lauderdale, Fla.	5,312	50,949
1983	Indiana (21-1-4)	Jerry Yeagley	1-0 (2 ot)	Columbia	Ft. Lauderdale, Fla.	5,257	54,386
1984	Clemson (22-4)	I.M. Ibrahim	2-1	Indiana	Seattle	7,926	48,469
1985	UCLA (20-1-4)	Sigi Schmid	1-0 (8 ot)	American	Seattle	5,986	54,206
1986	Duke (18-5-1)	John Rennie	1-0	Akron	Tacoma, Wash.	4,196	65,892
1987	Clemson (18-5-1)	I.M. Ibrahim	2-0	San Diego St.	Clemson	8,352	57,009
1988	Indiana (19-3-3)	Jerry Yeagley	1-0	Howard	Indiana	5,168	38,560
1989	Santa Clara (20-0-3)	Steve Sampson	1-1 (2 ot)	Rutgers		3,889	67,338
	Virginia (21-2-2)	Bruce Arena					
1990	UCLA (19-1-4)	Sigi Schmid	1-0 (4 ot, pk)	Rutgers	South Fla.	4,613	55,096

Year	Champion (Record)	Coach	Score	Runner-Up	Host or Site	Championship Game Attendance	Championship Total Attendance
1991	*Virginia (19-1-2)	Bruce Arena	0-0	Santa Clara	South Fla.	3,925	48,154
1992	Virginia (21-2-1)	Bruce Arena	2-0	San Diego	Davidson	8,150	52,191
1993	Virginia (22-3)	Bruce Arena	2-0	South Carolina	Davidson	10,549	72,175
1994	Virginia (22-3-1)	Bruce Arena	1-0	Indiana	Davidson	12,033	92,186
1995	Wisconsin (20-4-1)	Jim Launder	2-0	Duke	Richmond	21,319	96,747
1996	St. John's (N.Y.) (22-2-2)	Dave Masur	4-1	Florida Int'l	Richmond	20,874	85,915
1997	UCLA (22-2)	Sigi Schmid	2-0	Virginia	Richmond	20,143	67,764
1998	Indiana (23-2)	Jerry Yeagley	3-1	Stanford	Richmond	15,202	70,885
1999	Indiana (21-3)	Jerry Yeagley	1-0	Santa Clara	Charlotte	15,439	56,078
2000	Connecticut (20-3-2)	Ray Reid	2-0	Creighton	Charlotte, N.C.	11,421	52,910
2001	North Carolina (21-4)	Elmar Bolowich	2-0	Indiana	Columbus, Ohio	7,113	63,791
2002	UCLA (18-3-3)	Tom Fitzgerald	1-0	Stanford	Dallas	8,498	62,280
2003	Indiana (17-3-5)	Jerry Yeagley	2-1	St. John's (N.Y.)	Columbus, Ohio	5,300	61,310
2004	*Indiana (19-4-1)	Mike Freitag	1-1 (2 ot, pk)	UC Santa Barb.	Carson, Calif.	13,601	72,566
2005	Maryland (20-4-1)	Sasho Cirovski	1-0	New Mexico	Cary, N.C.	6,922	76,920
2006	UC Santa Barb. (17-7-1)	Tim Vom Steeg	2-1	UCLA	St. Louis	5,948	77,173

*Declared champion on the basis of penalty kicks.
#Later vacated.

Tournament Scoring Leaders

Year	Player, School	G	A	P
1974	Dale Russell, Philadelphia U.	6	1	13
1975	Lincoln Peddie, Howard	6	0	12
1976	Dave MacWilliams, Philadelphia U.	5	2	12
1977	Art Napolitano, Hartwick	4	0	8
1978	Thompson Usiyan, Appalachian St.	7	1	15
1979	Obed Ariri, Clemson	5	1	11
1980	John Hayes, St. Louis	5	0	10
1981	Elvis Comrie, Connecticut	3	2	8
	Pedro DeBrito, Connecticut	3	2	8
	Solomon Shiferow, Alabama A&M	3	2	8
1982	Sean McCoy, Duke	3	1	7
1983	Jeff Gaffney, Virginia	4	1	9
1984	Gary Conner, Clemson	4	0	8
	Mike Hylla, Indiana	3	2	8
1985	Dale Ervine, UCLA	4	0	8
1986	Tom Stone, Duke	4	1	9
1987	Bruce Murray, Clemson	5	4	14
1988	Michael Dominic, Long Island	3	0	6
	Ian Hennessy, Seton Hall	3	0	6
1989	Steve Snow, Indiana	4	1	9
1990	Chad Deering, Indiana	3	1	7
1991	Brian McBride, St. Louis	4	0	8
	Alan Prampin, SMU	3	2	8
	Bill Donnell, Yale	4	0	8
1992	Guillermo Jara, San Diego	3	5	11
1993	Nate Friends, Virginia	5	0	10
	Andre Parris, Princeton	2	6	10
1994	A.J. Wood, Virginia	5	0	10
1995	Mike Fisher, Virginia	5	0	10
1996	Alen Kozic, Florida Int'l	3	3	9
1997	Ben Olsen, Virginia	5	3	13
1998	Aleksey Korol, Indiana	6	2	14
1999	Aleksey Korol, Indiana	4	2	10
2000	Mohamed Fahim, SMU	5	2	12
	Corey Woolfolk, Stanford	5	2	12
2001	Ryan Kneipper, North Carolina	5	0	10
2002	Matt Taylor, UCLA	5	2	12
2003	Joseph Ngwenya, Coastal Caro.	5	1	11
2004	Ryan Pore, Tulsa	4	1	9
2005	Paulo da Silva, SMU	5	2	12
2006	Sal Zizzo, UCLA	5	1	11

Information not available before 1974.

All-Tournament Teams

MOP—Most Outstanding Player.

1960
Don Range, St. Louis (MOP offensive)
John Klein, St. Louis (MOP defensive)

1961
Bill Foulke, West Chester (MOP offensive)
Bill Killen, West Chester (MOP defensive)

1962
Gerry Balassi, St. Louis (MOP offensive)
Don Ceresia, St. Louis (MOP defensive)

1964
Sydney Alozie, Michigan St. (MOP offensive)
Myron Hura, Navy (MOP defensive)

1965
Pat McBride, St. Louis (MOP offensive)
Jack Gilsinn, St. Louis (MOP defensive)
Nick Krat, Michigan St. (MOP defensive)

1966
Sandor Hites, San Francisco (MOP offensive)

1967
Ernie Tuchscherer, Michigan St. (MOP offensive)

1969
Al Trost, St. Louis (MOP offensive)
Pat Leahy, St. Louis (MOP defensive)

1971
Mike Seerey, St. Louis (MOP offensive)

1972
Danny Counce, St. Louis (MOP offensive)
Bruce Arena, Cornell (MOP defensive)

1975
Andy Atuegbu, San Francisco (MOP offensive)
Steve Ralbovsky, Brown (MOP defensive)

1976
Andy Atuegbu, San Francisco (MOP offensive)
David Shelton, Indiana (MOP defensive)

1977
John Young, Hartwick (MOP offensive)
Jeff Tipping, Hartwick (MOP defensive)

1997
Seth George, UCLA (MOP offensive)
Matt Reis, UCLA (MOP defensive)
Carlos Bocanegra, UCLA
Josh Keller, UCLA
Tom Poltl, UCLA
McKinley Tennyson, UCLA
Ben Olsen, Virginia
Scott Vermillion, Virginia
Brian West, Virginia
Chris Klein, Indiana
Aleksey Korol, Indiana
Tim Leonard, St. Louis
Kevin Quigley, St. Louis

1998
Aleksey Korol, Indiana (MOP offensive)

Nick Garcia, Indiana (MOP defensive)
Lazo Alavanja, Indiana
Gino DiGuardi, Indiana
Dema Kovalenko, Indiana
Yuri Lavrinenko, Indiana
Andrew Parrish, Indiana
Jamie Clark, Stanford
Simon Elliott, Stanford
Lee Morrison, Stanford
Steve Armas, Maryland
Taylor Twellman, Maryland
Michael Goehring, Santa Clara

1999
Yuri Lavrinenko, Indiana (MOP offensive)
Nick Garcia, Indiana (MOP defensive)
Ryan Mack, Indiana
Aleksey Korol, Indiana
Adam Eyre, Santa Clara
Ari Rodopoulos, Santa Clara
Shawn Percell, Santa Clara
Darin Lewis, Connecticut
Brent Rahim, Connecticut
Sasha Victorine, UCLA
Pete Vagenas, UCLA

2000
Darin Lewis, Connecticut (MOP offensive)
Chris Gbandi, Connecticut (MOP defensive)
Brent Rahim, Connecticut
Bryheem Hancock, Connecticut
Max Zieky, Connecticut
Mike Tranchilla, Creighton
Brian Mullin, Creighton
Ishmael Mintah, Creighton
Mike Gabb, Creighton
Diego Walsh, SMU
Pat Noonan, Indiana

2001
Ryan Kneipper, North Carolina (MOP offensive)
David Stokes, North Carolina (MOP defensive)
Danny Jackson, North Carolina
Matt Crawford, North Carolina
Michael Ueltschey, North Carolina
Pat Noonan, Indiana
Mike Ambersley, Indiana
Matt Moses, Stanford
Todd Dunivant, Stanford
Jeff Matteo, St. John's (N.Y.)
Shalrie Joseph, St. John's (N.Y.)

2002
Aaron Lopez, UCLA (MOP offensive)
Zach Wells, UCLA (MOP defensive)
Joe Wieland, Creighton
Mike Tranchilla, Creighton
Sumed Ibrahim, Maryland
Chad Marshall, Stanford
Roger Levesque, Stanford
Todd Dunivant, Stanford
Adolfo Gregorio, UCLA
Matt Taylor, UCLA
Scott Thompson, UCLA

2003

Jacob Peterson, Indiana (MOP offensive)
 Jay Nolly, Indiana (MOP defensive)
 Ned Grabavoy, Indiana
 Jed Zayner, Indiana
 Drew Shinabarger, Indiana
 Josh Tudela, Indiana
 Danny O'Rourke, Indiana
 Christopher Wingert, St. John's (N.Y.)
 Seth Stammler, Maryland
 Sumed Ibrahim, Maryland
 Will Weatherly, Santa Clara

2004

Drew McAth, UC Santa Barb. (MOP offensive)
 Jay Nolly, Indiana (MOP defensive)
 John Michael Hayden, Indiana
 Jed Zayner, Indiana
 Danny O'Rourke, Indiana
 Brian Plotkin, Indiana
 Andy Iro, UC Santa Barb.
 Danny Kennedy, UC Santa Barb.
 Tony Lochhead, UC Santa Barb.
 Blake Camp, Duke
 Jason Garey, Maryland

2005

Jason Garey, Maryland (MOP offensive)
 Chris Seitz, Maryland (MOP defensive)
 Robbie Rogers, Maryland
 A.J. Godbolt, Maryland
 Michael Dello-Russo, Maryland
 Andrew Boyens, New Mexico
 Mike Graczyck, New Mexico
 Lance Watson, New Mexico
 Dane Richards, Clemson
 Justin Moore, Clemson
 Paulo da Silva, SMU

2006

Nick Perera, UC Santa Barb. (MOP offensive)
 Andy Iro, UC Santa Barb. (MOP defensive)
 Eric Avila, UC Santa Barb.
 Bryan Byrne, UC Santa Barb.
 Kyle Reynish, UC Santa Barb.
 Tyler Rosenlund, UC Santa Barb.
 Tony Beltran, UCLA
 David Estrada, UCLA
 Jason Leopoldo, UCLA
 Bakary Soumare, Virginia
 Marcus Tracy, Wake Forest

Individual Records

GOALS, GAME

7—Thompson Usiyan, Appalachian St. (9) vs. George Washington (3), 1978.

GOALS, TOURNAMENT

7—Thompson Usiyan, Appalachian St. (7 vs. George Washington, 0 vs. Clemson), 1978.

GOALS, CAREER

13—A.J. Wood, Virginia, 1991-92-93-94.

ASSISTS, GAME

3—Hugh Copeland, Brown (6) vs. Bridgeport (2), 1976;
 Dale Russell, Philadelphia U. (4) vs. Penn St. (0), 1976;
 Duncan MacDonald, Hartwick (5) vs. St. Francis (N.Y.) (1), 1977; Robert Byrket, Appalachian St. (9) vs. George Washington (3), 1978; Tim Guelker, SIU Edwardsville (3) vs. Clemson (2), 1979; Peter Dicce, Temple (5) vs. Penn St. (6), 1985; Dario Brose, North Carolina St. (3) vs. South Carolina (1), 1990; Toby Taitano, San Diego (4) vs. Portland (2), 1990; Billy Baumhoff, South Carolina (6) vs. Air Force (0), 1993; Andre Parris, Princeton (5) vs. Penn St. (2), 1993; Daniel Falcone, Portland (4) vs. Butler (1), 1995; Yuri Lavrinenko, Indiana (4) vs. Evansville (1), 1996; Matt Crawford, North Carolina (6) vs. Winthrop (0), 2002; Simon Schoendorf, South Fla. (3) vs. Stetson (0), 2005.

ASSISTS, TOURNAMENT

6—Andre Parris, Princeton (1 vs. Columbia, 3 vs. Penn St., 2 vs. Hartwick), 1993.

ASSISTS, CAREER

11—Yuri Lavrinenko, Indiana, 1996-97-98-99.

POINTS, GAME

15—Thompson Usiyan (7 goals, 1 assist), Appalachian St. (9) vs. George Washington (3), 1978.

POINTS, TOURNAMENT

15—Thompson Usiyan (7 goals, 1 assist; 7-1 vs. George Washington, 0-0 vs. Clemson), Appalachian St., 1978.

POINTS, CAREER

29—Dave MacWilliams (11 goals, 7 assists), Philadelphia U., 1976-77-78; A.J. Wood (13 goals, 3 assists), Virginia, 1991-92-93-94; Aleksey Korol (12 goals, 5 assists), Indiana, 1996-97-98-99.

SAVES, GAME

28—Frank Crupi, Fairleigh Dickinson (1) vs. Bucknell (0), 1975.

LOWEST GOALS-AGAINST AVERAGE, TOURNAMENT (Min. 3 Games)

0.00—Peter Arnautoff, San Francisco (vs. San Jose St., Clemson and Indiana), 1976; Jon Belskis, Wisconsin (vs. William & Mary, SMU, Portland and Duke), 1995; Aaron Sockwell, SMU (vs. Rider, Dartmouth and St. Louis), 1997.

LOWEST GOALS-AGAINST AVERAGE, CAREER (Min. 5 Games)

0.38—Don Copple, St. Louis, 1969-70 (3 goals, 8 games [720 minutes]).

Team Records

GOALS, GAME

9—St. Louis vs. Stanford (3), 1962; Michigan St. vs. Howard (1), 1962; Howard vs. Duke (0), 1972; Appalachian St. vs. George Washington (3), 1978.

GOALS, TWO TEAMS, GAME

12—St. Louis (9) vs. Stanford (3), 1962; Appalachian St. (9) vs. George Washington (3), 1978.

GOALS, TOURNAMENT

17—Clemson, 1976; Clemson, 1978; UCLA, 2002.

SHOTS, GAME

54—Connecticut (2) vs. Rhode Island (3) (4 ot), 1979.

CORNER KICKS, GAME

20—Connecticut (2) vs. Hartford (1) (4 ot), 1999.

FOULS, GAME

50—Rhode Island (3) vs. Connecticut (2) (4 ot), 1979; Indiana (1) vs. UC Santa Barb. (1) (2 ot), 2004.

GOALS PER GAME, TOURNAMENT (Min. 2 Games)

5.00—St. Louis (15 goals in 3 games), 1959; St. Louis (15 goals in 3 games), 1962; Appalachian St. (10 goals in 2 games), 1978.

LOWEST GOALS-AGAINST AVERAGE, TOURNAMENT (Min. 3 Games)

0.00—San Francisco, 4 games, 1976; Wisconsin, 5 games, 1995.

OVERTIME GAMES, TOURNAMENT

5—Alabama A&M, 1981.

LONGEST GAME

166 minutes, 5 seconds—UCLA (1) vs. American (0) (8 ot), 1985.

Won-Lost-Tied Records in Tournament Play

[Note: Before 1974 and beginning again in 1982, no third-place game was played. Each semifinal loser is credited with a third-place finish in those years. The 1967, 1968 and 1989 championship games resulted in ties. Each team is credited with a first-place finish.]

Team (Years Participated)

Team (Years Participated)	Yrs.	Won	Lost	Tied	Pct.	1st	2nd	3rd	4th
Adelphi (1963-69-76-78-87-88-90-91-92-2006)	10	2	9	1	.208	0	0	0	0
Air Force (1964-65-68-69-72-77-85-92-93-97)	10	3	10	0	.231	0	0	0	0
Akron (1966-67-68-70-71-75-76-83-84-85-86-98-2001-02-03-04-05)	17	7	16	2	.320	0	1	0	0
UAB (1994-99-2000-01-06)	5	4	4	1	.500	0	0	0	0
Alabama A&M (1980-81-82-83-84)	5	9	5	0	.643	0	1	1	0
American (1978-79-84-85-97-2001-02-04)	8	11	8	0	.579	0	1	0	0
Appalachian St. (1975-77-78-80)	4	1	4	0	.200	0	0	0	0
Army (1963-64-65-66-67-68-70-71-72-73-75-96)	12	10	12	0	.455	0	0	4	0
Baltimore (1965)	1	0	1	0	.000	0	0	0	0
Binghamton (2003-06)	2	1	2	0	.333	0	0	0	0
Boston College (1982-90-2000-01-02-04)	6	3	6	0	.333	0	0	0	0
Boston U. (1980-85-86-88-90-91-93-94-95-96-97-2004)	12	5	12	1	.306	0	0	0	0
Bowling Green (1972-73-92-95-96-97)	6	2	6	0	.250	0	0	0	0
Bradley (2000-02-05)	3	0	3	0	.000	0	0	0	0
Bridgeport (1959-61-63-64-66-67-69-71-73-74-75-76)	12	6	12	0	.333	0	1	1	0
Brockport St. (1961-68)	2	0	2	0	.000	0	0	0	0
Brooklyn (1960-88-90)	3	1	3	0	.250	0	0	0	0
Brown (1963-65-68-69-70-71-72-73-74-75-76-77-78-94-95-97-98-99-2000-03-05-06)	22	30	23	0	.566	0	0	3	1
Bucknell (1974-75-76-2006)	4	2	4	0	.333	0	0	0	0
Buffalo St. (1967-70)	2	1	2	0	.333	0	0	0	0
Butler (1995-97-98-2001)	4	2	4	0	.333	0	0	0	0
California (1960-77-81-83-85-86-96-2001-02-03-04-05-06)	13	5	13	1	.289	0	0	0	0
UC Santa Barb. (2002-03-04-05-06)	5	12	3	2	.765	1	1	0	0
Cal Poly (1995)	1	0	1	0	.000	0	0	0	0
Cal St. Chico (1971-74)	2	0	2	0	.000	0	0	0	0
Cal St. Fullerton (1975-86-93-94-96-98-2000)	7	7	7	0	.500	0	0	1	0
Cal St. Northridge (2002-03-04-05)	4	1	3	1	.300	0	0	0	0
UCF (2002-03-04)	3	1	3	0	.250	0	0	0	0
Col. of Charleston (1994-95-96-2004)	4	3	4	0	.429	0	0	0	0

Team (Years Participated)	Yrs.	Won	Lost	Tied	Pct.	1st	2nd	3rd	4th
Charleston So. (1997)	1	0	1	0	.000	0	0	0	0
Charlotte (1991-92-94-96-97)	5	3	4	1	.438	0	0	1	0
Cincinnati (1998-2003-06)	3	0	2	1	.167	0	0	0	0
CCNY (1959)	1	1	1	0	.500	0	0	1	0
Clemson (1972-73-74-75-76-77-78-79-81-82-83-84-85-87-90-91-93-95-97-98-2000-01-02-03-05-06)	26	47	24	1	.660	2	1	3	1
Cleveland St. (1969-70-74-75-77-78-79-80)	8	4	8	0	.333	0	0	0	0
Coastal Caro. (1992-95-2001-02-03-04-05)	7	4	6	1	.409	0	0	0	0
Colgate (1959-66)	2	0	2	0	.000	0	0	0	0
Colorado Col. (1966-67-75)	3	0	3	0	.000	0	0	0	0
Columbia (1970-78-79-80-81-82-83-84-85-89-90-91-93)	13	11	14	0	.440	0	1	0	1
Connecticut (1960-66-72-73-74-75-76-78-79-80-81-82-83-84-85-87-88-89-98-99-2000-01-02-03-04-05-06)	27	30	23	2	.564	2	0	4	0
Cornell (1971-72-74-75-76-77-80-95-96)	9	8	9	0	.471	0	0	1	0
Cortland St. (1960-64-66)	3	0	3	0	.000	0	0	0	0
Creighton (1992-93-94-95-96-97-98-99-2000-01-02-03-04-05-06)	15	19	14	3	.569	0	1	2	0
Dartmouth (1964-77-78-90-92-97-2000-04-05)	9	5	8	1	.393	0	0	0	0
Davidson (1992-2003)	2	1	2	2	.400	0	0	1	0
Delaware (1968-70)	2	0	2	0	.000	0	0	0	0
Denver (1970)	1	1	1	0	.500	0	0	0	0
Detroit (1996)	1	0	1	0	.000	0	0	0	0
Drexel (1963-72)	2	0	2	0	.000	0	0	0	0
Duke (1972-80-81-82-83-85-86-87-89-92-93-94-95-98-99-2000-02-04-05-06)	20	26	19	1	.576	1	2	2	0
East Stroudsburg (1964-65-71)	3	2	3	0	.400	0	0	0	0
Eastern Ill.* (1982-83)	2	0	2	0	.000	0	0	0	0
Evansville (1982-84-85-86-87-88-89-90-91-92-96)	11	5	11	0	.313	0	0	2	0
Fairfield (2006)	1	1	1	0	.500	0	0	0	0
Fairleigh Dickinson (1963-64-67-68-74-75-82-83-84-88-89-2001-02-03)	14	10	14	0	.417	0	0	0	0
Florida Int'l (1991-94-96-97-2001-02-03-04)	8	6	8	1	.433	0	1	0	0
Fordham (1996)	1	0	1	0	.000	0	0	0	0
Frank. & Marsh. (1964)	1	0	1	0	.000	0	0	0	0
Fresno St. (1972-82-84-85-86-87-88-89-90-91-93-94-96-98)	14	10	13	1	.438	0	0	1	0
Furman (1991-93-99-2000-01-02)	6	5	6	0	.455	0	0	0	0
Gardner-Webb (2006)	1	0	1	1	.250	0	0	0	0
George Mason (1982-84-85-86-87-89-90-96-2006)	9	4	9	0	.308	0	0	0	0
George Washington (1974-77-78-89-2002-04)	6	2	6	0	.250	0	0	0	0
Georgetown (1994-97)	2	1	2	0	.333	0	0	0	0
Gonzaga (2001)	1	0	1	0	.000	0	0	0	0
Hartford (1991-92-96-99)	4	3	4	0	.429	0	0	0	0
Hartwick (1962-64-68-69-70-71-73-74-75-76-77-78-79-80-83-84-85-86-87-89-93-95-2005)	23	36	23	0	.610	1	0	5	1
Harvard (1968-69-70-71-72-74-84-86-87-94-96-2001-06)	13	18	13	0	.581	0	0	4	0
Hofstra (1968-2004-05-06)	4	2	4	0	.333	0	0	0	0
Holy Cross (2002)	1	0	1	0	.000	0	0	0	0
Howard* (1962-63-72-74-75-76-80-88-89-97)	10	17	10	0	.630	1	1	1	1
Ill.-Chicago (1999-2000-06)	3	2	3	0	.400	0	0	0	0
Illinois St. (1990)	1	0	1	0	.000	0	0	0	0
Indiana (1974-76-77-78-79-80-81-82-83-84-85-87-88-89-90-91-92-93-94-95-96-97-98-99-2000-01-02-03-04-05-06)	31	72	23	3	.750	7	6	4	0
IUPUI (2000)	1	0	1	0	.000	0	0	0	0
Ithaca (1965)	1	0	1	0	.000	0	0	0	0
Jacksonville (1998)	1	1	1	0	.500	0	0	0	0
James Madison (1973-76-92-93-94-95-96-2000-01-05)	10	3	10	1	.250	0	0	0	0
Kentucky (1999-2000-01-03)	4	1	4	2	.286	0	0	0	0
Lafayette (1995-98-2003-05)	4	1	4	0	.200	0	0	0	0
La Salle (1978)	1	0	1	0	.000	0	0	0	0
Lehigh (2000-02-06)	3	0	3	1	.125	0	0	0	0
Long Island (1963-65-66-67-71-72-73-77-81-82-85-86-2004)	13	8	13	0	.381	0	1	1	0
Loyola (Ill.) (2006)	1	0	1	0	.000	0	0	0	0
Loyola (Md.) (1986-87-93-2001-02)	5	6	5	0	.545	0	0	0	0
Loyola Marymount (2001-02-03-04)	4	2	4	0	.333	0	0	0	0
Marist (2004-05)	2	0	2	0	.000	0	0	0	0
Marquette (1997)	1	0	1	0	.000	0	0	0	0
Maryland (1959-60-61-62-63-64-67-68-69-70-76-86-94-95-96-97-98-99-2001-02-03-04-05-06)	24	33	21	4	.603	2	2	6	0
UMBC (1999)	1	0	1	0	.000	0	0	0	0
Massachusetts (2001)	1	1	1	0	.500	0	0	0	0
Memphis (1993-2004)	2	0	2	0	.000	0	0	0	0
Mercer (2001)	1	0	1	0	.000	0	0	0	0
Michigan (2003-04)	2	2	2	1	.500	0	0	0	0
Michigan St. (1962-63-64-65-66-67-68-69-2001-04)	10	17	8	2	.667	2	2	2	0
Middlebury (1965-70)	2	0	2	0	.000	0	0	0	0
UMKC (2001-03)	2	1	2	0	.333	0	0	0	0
Missouri St. (1997-99)	2	0	2	0	.000	0	0	0	0
Monmouth (2006)	1	0	1	0	.000	0	0	0	0
Montclair St. (1969)	1	0	1	0	.000	0	0	0	0
Navy (1963-64-65-66-67-69-70-71-74-88)	10	14	9	0	.609	1	1	2	0
UNLV* (1983-84-85-88)	4	2	4	0	.333	0	0	0	0
New Hampshire (1994)	1	0	1	0	.000	0	0	0	0
New Mexico (2001-02-04-05-06)	5	7	4	2	.615	0	1	0	0
New York U. (1961-69-72)	3	1	3	0	.250	0	0	0	0
North Carolina (1968-87-88-90-91-93-94-99-2000-01-02-03-04-05-06)	15	17	14	0	.548	1	0	1	0
UNC Greensboro (1993-94-95-96-98-2004-05-06)	8	5	8	1	.357	0	0	0	0
North Carolina St. (1981-83-84-85-86-87-90-91-92-94-2003-05)	12	6	12	0	.333	0	0	1	0
North Texas (1982)	1	1	1	0	.500	0	0	0	0
Northeastern (2002)	1	1	1	0	.500	0	0	0	0

MEN'S CHAMPIONSHIP RECORDS

Team (Years Participated)	Yrs.	Won	Lost	Tied	Pct.	1st	2nd	3rd	4th
Northern Ill. (1973-2006)	2	1	2	0	.333	0	0	0	0
Northwestern (2004-06)	2	4	2	0	.667	0	0	0	0
Notre Dame (1988-93-94-96-2001-02-03-04-05-06)	10	7	9	1	.441	0	0	0	0
Oakland (2002-03)	2	0	2	0	.000	0	0	0	0
Ohio (1965-71-72)	3	1	3	0	.250	0	0	0	0
Ohio St. (2000-01-04-05)	4	2	4	0	.333	0	0	0	0
Old Dominion (1989-91-2002-03-04-05-06)	7	3	7	1	.318	0	0	0	0
Oneonta St. (1973-74-75)	3	1	3	0	.250	0	0	0	0
Oregon St. (2002-03)	2	0	2	0	.000	0	0	0	0
Penn (1969-70-71-72-73-77-2002)	7	8	7	0	.533	0	0	0	0
Penn St. (1970-71-72-73-74-75-76-77-78-79-80-81-82-84-85-86-88-89-92-93-94-95-98-99-2001-02-04-05)	28	24	27	1	.471	0	0	1	0
Philadelphia U. (1969-70-73-74-75-76-77-78-79-80-81-82-83-84-88-89)	16	19	18	0	.514	0	0	0	2
Pittsburgh (1962-65)	2	0	2	0	.000	0	0	0	0
Portland (1988-89-90-91-92-93-95-99-2001-02-03-04)	12	12	11	1	.522	0	0	2	0
Princeton (1977-79-89-93-95-99-2001)	7	4	7	0	.364	0	0	1	0
Providence (1983-2005-06)	3	1	3	0	.250	0	0	0	0
Rensselaer (1969)	1	0	1	0	.000	0	0	0	0
Rhode Island (1972-76-77-79-95-96-99-2000-03-05-06)	11	3	10	2	.267	0	0	0	0
Richmond (1990-98-2002)	3	0	3	0	.000	0	0	0	0
Rider (1997-98)	2	0	2	0	.000	0	0	0	0
Robert Morris (1993-94-2005)	3	0	3	0	.000	0	0	0	0
Rutgers (1960-61-83-87-89-90-91-93-94-96-97-99-2001-03-06)	15	15	14	1	.517	0	1	3	0
St. Francis (N.Y.) (1974-76-77-78-82)	5	3	5	0	.375	0	0	0	0
St. John's (N.Y.) (1992-93-94-95-96-97-98-99-2000-01-02-03-04-05-06)	15	22	14	1	.608	1	1	1	0
St. Joseph's (1966-71-72)	3	0	3	0	.000	0	0	0	0
St. Louis (1959-60-61-62-63-64-65-66-67-68-69-70-71-72-73-74-75-76-77-78-79-80-81-83-84-86-87-88-89-90-91-92-93-94-95-97-98-99-2000-01-02-03-06)	43	65	32	4	.663	10	3	3	0
St. Peter's (2003)	1	1	1	0	.500	0	0	0	0
San Diego (1990-92-93-94-95-98-99-2000-01-02-03)	11	8	10	1	.447	0	1	0	0
San Diego St.* (1969-82-87-88-89-2005-06)	7	5	7	0	.417	0	1	0	0
San Francisco* (1959-61-63-65-66-67-68-69-70-71-73-74-75-76-77-79-80-81-82-83-84-86-87-91-93-94-2004-05-06)	29	36	25	1	.589	4	2	1	0
San Jose St. (1963-64-66-67-68-69-70-71-72-74-76-98-2000-03)	14	7	14	0	.333	0	0	1	0
Santa Clara (1973-78-79-89-90-91-93-95-96-97-98-99-2001-03-04-05-06)	17	22	14	6	.595	1	2	2	0
Seton Hall (1986-87-88-90-91-92-2001-02-03-04-05)	11	5	11	1	.324	0	0	0	0
South Carolina (1979-85-86-87-88-89-90-92-93-94-95-97-98-2000-01-02-04-05)	18	15	18	0	.455	0	1	1	0
South Fla. (1969-70-71-73-75-82-96-97-98-2001-05)	11	6	10	1	.382	0	0	0	0
Southern Conn. St. (1969-71)	2	0	2	0	.000	0	0	0	0
SIU Edwardsville (1969-70-71-73-74-75-76-77-78-79-80-81-82)	13	19	12	0	.613	1	1	2	0
SMU (1979-80-83-84-85-86-87-88-89-90-91-92-94-95-96-97-98-99-2000-01-02-03-04-05-06)	25	29	21	4	.574	0	0	2	0
Springfield (1962-63)	2	1	2	0	.333	0	0	1	0
Stanford (1962-78-91-92-97-98-99-2000-01-02)	10	13	9	1	.587	0	2	2	0
Stetson (2005)	1	0	1	0	.000	0	0	0	0
Stony Brook (2005)	1	1	1	0	.500	0	0	0	0
Syracuse (1984)	1	0	1	0	.000	0	0	0	0
Temple (1966-67-68-73-76-78-85)	7	4	7	0	.364	0	0	0	0
Towson (2001-06)	2	2	2	0	.500	0	0	0	0
Trinity (Conn.) (1964-65-67-68)	4	3	4	0	.429	0	0	0	0
Tulsa (1991-2003-04)	3	3	3	1	.500	0	0	0	0
UCLA (1968-70-71-72-73-74-75-76-77-80-83-84-85-86-87-88-89-90-91-92-93-94-95-96-97-98-99-2000-01-02-03-04-05-06)	34	58	31	0	.652	3	4	3	1
Vermont (1975-77-78-81-89-90-2000)	7	2	7	0	.222	0	0	0	0
Virginia (1969-79-81-82-83-84-85-86-87-88-89-90-91-92-93-94-95-96-97-98-99-2000-01-02-03-04-05-06)	28	46	23	4	.658	5	1	3	0
VCU (1997-98-99-2002-03-04)	6	2	6	1	.278	0	0	0	0
Virginia Tech (2003-05-06)	3	0	2	2	.250	0	0	0	0
Wake Forest (1988-89-90-91-99-2001-02-03-04-05-06)	11	9	9	2	.500	0	0	1	0
Washington (1972-73-76-78-82-89-92-95-96-97-98-99-2000-01-03-04-06)	17	7	17	0	.292	0	0	0	0
West Chester (1959-60-61-63-65-67-68-69)	8	7	7	0	.500	1	0	2	0
West Virginia (1966-68-71-72-73-81-92-2005-06)	9	2	9	0	.182	0	0	0	0
Western Ill. (2004-05-06)	3	0	3	0	.000	0	0	0	0
Western Mich. (2003)	1	0	1	0	.000	0	0	0	0
William & Mary (1980-83-87-92-93-95-96-97-98-99-2000-02)	12	8	12	0	.400	0	0	0	0
Williams (1959)	1	0	1	0	.000	0	0	0	0
Winthrop (2002-06)	2	0	1	1	.250	0	0	0	0
Wisconsin (1981-91-93-94-95)	5	8	4	0	.667	1	0	0	0
Wis.-Green Bay (1983)	1	0	1	0	.000	0	0	0	0
Wis.-Milwaukee (1979-80-90-2001-02-03-04-05)	8	4	7	1	.375	0	0	0	0
WPI (1970)	1	0	1	0	.000	0	0	0	0
Yale (1973-86-89-91-99-2005)	6	5	6	0	.455	0	0	0	0

*Participation in the tournament vacated: Eastern Ill. 1981; Howard 1970-71; UNLV 1987; San Diego St. 1981; San Francisco 1978.

All-Time Results

1959 First Round: St. Louis 4, San Francisco 0; CCNY 1, Williams 0; Bridgeport 3, Colgate 2 (ot); West Chester 1, Maryland 0. **Semifinals:** Bridgeport 2, West Chester 1 (10 ot); St. Louis 6, CCNY 2. **Championship:** St. Louis 5, Bridgeport 2.

1960 First Round: St. Louis 2, California 0; West Chester 1, Brooklyn 0; Maryland 4, Rutgers 3 (ot); Connecticut 4, Cortland St. 3. **Semifinals:** St. Louis 2, West Chester 1; Maryland 4, Connecticut 0. **Championship:** St. Louis 3, Maryland 2.

1961 First Round: West Chester 4, Maryland 2; Bridgeport 1, New York U. 0; St. Louis 1, San Francisco 0; Rutgers 3, Brockport St. 1. **Semifinals:** West Chester 2, Bridgeport 0; St. Louis 6, Rutgers 1. **Championship:** West Chester 2, St. Louis 0.

1962 First Round: St. Louis 9, Stanford 3; Michigan St. 9, Howard 1; Springfield 2, Hartwick 1; Maryland 4, Pittsburgh 3. **Semifinals:** St. Louis 2, Michigan St. 0; Maryland 5, Springfield 0. **Championship:** St. Louis 4, Maryland 3.

1963 First Round: Brown 1, Springfield 0; Army 4, Adelphi 2; Navy 5, Howard 1; West Chester 2, Fairleigh Dickinson 0; San Francisco 2, San Jose St. 0; St. Louis 2, Michigan St. 0; Bridgeport 3, Long Island 1; Maryland 5, Drexel 2.

Quarterfinals: Army 3, Brown 1; Navy 3, West Chester 0; St. Louis 3, San Francisco 2; Maryland 5, Bridgeport 3. **Semifinals:** Navy 4, Army 0; St. Louis 7, Maryland 3. **Championship:** St. Louis 3, Navy 0.

1964 First Round: Trinity (Conn.) 2, Dartmouth 1; Army 4, Cortland St. 3 (3 ot, corner kicks); Michigan St. 1, Maryland 0; East Stroudsburg 6, Frank & Marsh. 0; Navy 2, Fairleigh Dickinson 1; Bridgeport 1, Hartwick 0; San Jose St. 5, Air Force 3. **Quarterfinals:** Army 6, Trinity (Conn.) 1; Michigan St. 4, East Stroudsburg 0; Navy 5, Bridgeport 3; St. Louis 5, San Jose St. 0. **Semifinals:** Michigan St. 3, Army 2 (ot); Navy 2, St. Louis 1. **Championship:** Navy 1, Michigan St. 0.

1965 First Round: Trinity (Conn.) 2, Middlebury 1; Army 3, Long Island 2; Michigan St. 7, Baltimore 0; East Stroudsburg 2, Pittsburgh 0; Navy 4, West Chester 1; Brown 2, Ithaca 1; St. Louis 2, Ohio 1; San Francisco 3, Air Force 2. **Quarterfinals:** Army 3, Trinity (Conn.) 1; Michigan St. 2, East Stroudsburg 1; Navy 6, Brown 2; St. Louis 5, San Francisco 2. **Semifinals:** Michigan St. 3, Army 1; St. Louis 3, Navy 1. **Championship:** St. Louis 1, Michigan St. 0.

1966 First Round: Bridgeport 3, Colgate 1; Long Island 6, Cortland St. 1; Michigan St. 2, Akron 0; Temple 4, West Virginia 0; Navy 4, St. Joseph's 1; Army 2, Connecticut 1; St. Louis 5, Colorado Col. 1; San Francisco 2, San Jose St. 1. **Quarterfinals:** Long Island 1, Bridgeport 0; Michigan St. 3, Temple 1; Army 3, Navy 1; San Francisco 2, St. Louis 1 (4 ot). **Semifinals:** Long Island 3, Michigan St. 2 (4 ot, corner kicks); San Francisco 2, Army 0. **Championship:** San Francisco 5, Long Island 2.

1967 First Round: Long Island 2, Bridgeport 0; Trinity (Conn.) 6, Army 4; Michigan St. 4, Maryland 1; Akron 1, Temple 0; Navy 5, West Chester 0; Buffalo St. 2, Fairleigh Dickinson 1 (2 ot, corner kicks); St. Louis 6, Colorado Col. 1; San Jose St. 4, San Francisco 3 (2 ot, corner kicks). **Quarterfinals:** Long Island 3, Trinity (Conn.) 1; Michigan St. 3, Akron 1; Navy 2, Buffalo St. 1; St. Louis 4, San Jose St. 3. **Semifinals:** Michigan St. 4, Long Island 0; St. Louis 1, Navy 0. **Championship:** Michigan St. 0, St. Louis 0 (called due to inclement weather).

1968 First Round: Army 4, Harvard 1; Fairleigh Dickinson 3, Hofstra 1; Michigan St. 5, North Carolina 0; Temple 3, Delaware 2 (4 ot); St. Louis 3, West Virginia 2. **Second Round:** Army 4, Brockport St. 3 (2 ot, corner kicks); Brown 3, Fairleigh Dickinson 0; Michigan St. 1, Akron 0; West Chester 4, Temple 3; Maryland 3, St. Louis 1; Hartwick 4, Trinity (Conn.) 0; San Jose St. 3, UCLA 1; Air Force 3, San Francisco 2. **Quarterfinals:** Brown 3, Army 1; Michigan St. 3, West Chester 2 (4 ot, corner kicks); Maryland 2, Hartwick 1; San Jose St. 1, Air Force 0. **Semifinals:** Michigan St. 2, Brown 0; Maryland 4, San Jose St. 3 (ot). **Championship:** Michigan St. 2, Maryland 2 (tie, 2 ot).

1969 First Round: Harvard 5, Southern Conn. St. 0; Brown 2, Bridgeport 1; Hartwick 5, Rensselaer 3; New York U. 1, Adelphi 0; Maryland 5, Virginia 0; South Fla. 1, Navy 0; Philadelphia U. 2, West Chester 1; Penn 3, Montclair St. 0. **Second Round:** Harvard 4, Brown 0; Hartwick 4, New York U. 3; St. Louis 4, SIU Edwardsville 0; Cleveland St. 3, Michigan St. 0; San Jose St. 1, Air Force 0; San Francisco 2, San Diego St. 1; Maryland 4, South Fla. 1; Penn 2, Philadelphia U. 1 (4 ot, corner kicks). **Quarterfinals:** Harvard 1, Hartwick 0; St. Louis 2, Cleveland St. 1; San Francisco 3, San Jose St. 1; Maryland 1, Penn 0. **Semifinals:** St. Louis 2, Harvard 1; San Francisco 1, Maryland 0. **Championship:** St. Louis 4, San Francisco 0.

1970 First Round: Harvard 6, WPI 0; Brown 1, Middlebury 0; Hartwick 4, Army 0; Columbia 2, Buffalo St. 1 (2 ot, corner kicks); Navy 1, South Fla. 0 (2 ot, corner kicks); #Howard 2, Maryland 0; Penn St. 2, Delaware 1; Philadelphia U. 2, Penn 1. **Second Round:** Harvard 2, Brown 1; Hartwick 6, Columbia 1; St. Louis 7, Cleveland St. 0; SIU Edwardsville 6, Akron 0; Denver 2, San Jose St. 1; UCLA 3, San Francisco 2; #Howard 2, Navy 0; Philadelphia U. 2, Penn St. 1. **Quarterfinals:** Hartwick 4, Harvard 3; St. Louis 2, SIU Edwardsville 1; UCLA 3, Denver 1; #Howard 1, Philadelphia U. 0. **Semifinals:** St. Louis 1, Hartwick 0; UCLA 4, #Howard 3. **Championship:** St. Louis 1, UCLA 0.

#Howard's participation in 1970 tournament vacated.

1971 First Round: Harvard 5, Southern Conn. St. 0; Brown 4, Bridgeport 1; Hartwick 3, Army 0; Cornell 2, Long Island 1; #Howard 1, West Virginia 0; Navy 3, South Fla. 1; Penn 2, East Stroudsburg 0; Penn St. 4, St. Joseph's 1. **Second Round:** Harvard 3, Brown 0; Hartwick 4, Cornell 1; #Howard 3, Navy 0; Penn St. 2, Penn 1; St. Louis 4, Ohio 0; SIU Edwardsville 2, Akron 0; San Francisco 3, San Jose St. 2; UCLA 5, Cal St. Chico 1. **Quarterfinals:** Harvard 4, Hartwick 1; #Howard 8, Penn St. 0; St. Louis 3, SIU Edwardsville 1; San Francisco 6, UCLA 2. **Semifinals:** #Howard 1, Harvard 0; St. Louis 3, San Francisco 2. **Championship:** #Howard 3, St. Louis 2.

#Howard's participation in 1971 tournament vacated.

1972 First Round: Harvard 1, Rhode Island 0; Brown 4, Connecticut 2; Long Island 2, New York U. 1 (2 ot); Cornell 3, Army 1; Howard 9, Duke 0; Clemson 3, West Virginia 2; Penn 4, Drexel 0; Penn St. 2, St. Joseph's 0. **Second Round:** Harvard 3, Brown 2 (2 ot); Cornell 3, Long Island 2; San Jose St. 4, Fresno St. 0; UCLA 5, Washington 0; Howard 4, Clemson 0; Penn 3, Penn St. 1; St. Louis 2, Bowling Green 0; Ohio 3, Air Force 2. **Quarterfinals:** Cornell 2, Harvard 0; UCLA 3, San Jose St. 1; Howard 2, Penn 0; St. Louis 3, Ohio

1. **Semifinals:** UCLA 1, Cornell 0; St. Louis 2, Howard 1 (ot). **Championship:** St. Louis 4, UCLA 2.

1973 First Round: Yale 3, Bridgeport 1; Brown 1, Connecticut 0 (ot); Oneonta St. 2, Army 1 (3 ot); Hartwick 3, Long Island 2; Clemson 7, James Madison 0; South Fla. 3, West Virginia 1; Penn 5, Temple 1; Penn St. 5, Philadelphia U. 3. **Second Round:** Brown 2, Yale 1 (2 ot); Hartwick 2, Oneonta St. 0; St. Louis 6, Bowling Green 0; SIU Edwardsville 3, Northern Ill. 0; Clemson 1, South Fla. 0 (4 ot); Penn 4, Penn St. 0; San Francisco 5, Santa Clara 0; UCLA 3, Washington 0. **Quarterfinals:** Brown 1, Hartwick 0; St. Louis 3, SIU Edwardsville 0; Clemson 1, Penn 0; UCLA 3, San Francisco 1. **Semifinals:** St. Louis 3, Brown 1; UCLA 2, Clemson 1 (ot). **Championship:** St. Louis 2, UCLA 1 (ot).

1974 First Round: Connecticut 4, Bridgeport 1; Brown 5, Harvard 1; Hartwick 1, Oneonta St. 0; Cornell 4, St. Francis (N.Y.) 2; Howard 2, George Washington 0; Clemson 3, Navy 2 (ot); Philadelphia U. 4, Fairleigh Dickinson 2; Bucknell 1, Penn St. 0. **Second Round:** Connecticut 4, Brown 3 (3 ot); Hartwick 3, Cornell 2 (4 ot, corner kicks); Howard 1, Clemson 0; Philadelphia U. 1, Bucknell 0 (2 ot); SIU Edwardsville 2, Indiana 0; St. Louis 1, Cleveland St. 0; UCLA 3, San Jose St. 2 (3 ot); San Francisco 2, Cal St. Chico 1. **Quarterfinals:** Hartwick 2, Connecticut 0; Howard 5, Philadelphia U. 3; St. Louis 2, SIU Edwardsville 1 (3 ot); UCLA 1, San Francisco 0 (2 ot). **Semifinals:** Howard 2, Hartwick 1; St. Louis 2, UCLA 1 (2 ot). **Third Place:** Hartwick 3, UCLA 1. **Championship:** Howard 2, St. Louis 1 (4 ot).

1975 First Round: Connecticut 4, Vermont 3 (ot); Brown 3, Bridgeport 2; Cornell 1, Oneonta St. 0; Hartwick 2, Army 1; Howard 3, Appalachian St. 1; Clemson 3, South Fla. 0; Philadelphia U. 4, Penn St. 3; Fairleigh Dickinson 1, Bucknell 0. **Second Round:** Brown 2, Connecticut 1 (4 ot); Cornell 2, Hartwick 1; San Francisco 4, UCLA 1; Cal St. Fullerton 1, Colorado Col. 0; Howard 3, Clemson 1; Philadelphia U. 5, Fairleigh Dickinson 0; SIU Edwardsville 3, Cleveland St. 2; St. Louis 2, Akron 1. **Quarterfinals:** Brown 3, Cornell 0; San Francisco 3, Cal St. Fullerton 2; Howard 2, Philadelphia U. 1; SIU Edwardsville 2, St. Louis 1. **Semifinals:** San Francisco 2, Brown 1 (3 ot); SIU Edwardsville 3, Howard 1. **Third Place:** Brown 2, Howard 0. **Championship:** San Francisco 4, SIU Edwardsville 0.

1976 First Round: Connecticut 2, Rhode Island 1; Brown 6, Bridgeport 2; Hartwick 1, Cornell 0; St. Francis (N.Y.) 2, Adelphi 0; Clemson 8, James Madison 0; Howard 3, Maryland 1; Temple 4, Bucknell 0; Philadelphia U. 4, Penn St. 0. **Second Round:** Connecticut 1, Brown 0; Hartwick 3, St. Francis (N.Y.) 0; Indiana 2, Akron 1; SIU Edwardsville 2, St. Louis 1; Clemson 3, Howard 1; Philadelphia U. 4, Temple 0; San Francisco 1, UCLA 0; San Jose St. 4, Washington 1. **Quarterfinals:** Hartwick 2, Connecticut 1; Indiana 1, SIU Edwardsville 0; Clemson 3, Philadelphia U. 2; San Francisco 5, San Jose St. 0. **Semifinals:** Indiana 2, Hartwick 1; San Francisco 1, Clemson 0. **Third Place:** Hartwick 4, Clemson 3. **Championship:** San Francisco 1, Indiana 0.

1977 First Round: Brown 2, Dartmouth 1; Rhode Island 1, Vermont 0; Clemson 4, George Washington 0; Hartwick 5, St. Francis (N.Y.) 1; Cornell 2, Long Island 1 (3 ot); Penn St. 5, Penn 1; Philadelphia U. 3, Princeton 0. **Second Round:** Brown 3, Rhode Island 1; Clemson 3, Appalachian St. 1; Hartwick 3, Cornell 1; Cleveland St. 2, St. Louis 0; SIU Edwardsville 3, Indiana 2 (4 ot); Philadelphia U. 3, Penn St. 0; San Francisco 2, Air Force 1; UCLA 3, California 0. **Quarterfinals:** Brown 2, Clemson 1; Hartwick 2, Philadelphia U. 0; SIU Edwardsville 3, Cleveland St. 2 (3 ot); San Francisco 4, UCLA 1. **Semifinals:** San Francisco 2, SIU Edwardsville 1; Hartwick 4, Brown 1. **Third Place:** SIU Edwardsville 3, Brown 2. **Championship:** Hartwick 2, San Francisco 1.

1978 First Round: Clemson 4, American 0; Appalachian St. 9, George Washington 3; St. Francis (N.Y.) 1, Adelphi 0; Columbia 3, Hartwick 2; Philadelphia U. 5, La Salle 1; Temple 1, Penn St. 0; Brown 3, Vermont 1; Connecticut 4, Dartmouth 0. **Second Round:** Clemson 2, Appalachian St. 1 (ot); St. Francis (N.Y.) 2, Columbia 0; #San Francisco 6, Stanford 3; Santa Clara 2, Washington 0; Philadelphia U. 2, Temple 1 (ot); Connecticut 3, Brown 1; Indiana 3, Cleveland St. 1; SIU Edwardsville 3, St. Louis 2 (3 ot). **Quarterfinals:** Clemson 4, St. Francis (N.Y.) 0; #San Francisco 3, Santa Clara 2 (ot); Philadelphia U. 3, Connecticut 0; Indiana 2, SIU Edwardsville 0. **Semifinals:** #San Francisco 2, Clemson 1; Indiana 2, Philadelphia U. 0. **Third Place:** Clemson 6, Philadelphia U. 2. **Championship:** #San Francisco 2, Indiana 0.

#San Francisco's participation in 1978 tournament vacated.

1979 First Round: SIU Edwardsville 2, St. Louis 1; Cleveland St. 2, Wis.-Milwaukee 1; Princeton 1, Philadelphia U. 0. **Second Round:** San Francisco 3, Santa Clara 2; SIU Edwardsville

2, SMU 0; Indiana 5, Cleveland St. 0; Penn St. 3, Princeton 1; American 1, Virginia 0; Clemson 1, South Carolina 0; Columbia 3, Hartwick 2; Rhode Island 3, Connecticut 2 (4 ot, penalty kicks). **Quarterfinals:** SIU Edwardsville 4, San Francisco 2; Penn St. 2, Indiana 0; Clemson 1, American 0; Columbia 5, Rhode Island 1. **Semifinals:** SIU Edwardsville 2, Penn St. 1; Clemson 4, Columbia 1. **Third Place:** Penn St. 2, Columbia 1. **Championship:** SIU Edwardsville 3, Clemson 2.

1980 First Round: Hartwick 3, Cornell 2 (ot); Cleveland St. 1, Wis.-Milwaukee 0; Duke 2, Appalachian St. 1; SMU 2, SIU Edwardsville 0. **Second Round:** Hartwick 2, Columbia 1; Connecticut 6, Boston U. 0; Indiana 3, Cleveland St. 0; Penn St. 3, Philadelphia U. 2; William & Mary 2, Howard 1 (4 ot, penalty kicks); Alabama A&M 2, Duke 0; San Francisco 2, UCLA 1 (ot); St. Louis 3, SMU 1. **Quarterfinals:** Hartwick 1, Connecticut 0 (2 ot); Indiana 3, Penn St. 1; Alabama A&M 1, William & Mary 0; San Francisco 3, St. Louis 2. **Semifinals:** Indiana 5, Hartwick 0; San Francisco 2, Alabama A&M 1. **Third Place:** Alabama A&M 2, Hartwick 0. **Championship:** San Francisco 4, Indiana 3 (ot).

1981 First Round: Clemson 3, North Carolina St. 1; Alabama A&M 1, Duke 0 (ot); #San Diego St. 4, California 0; #Eastern Ill. 2, SIU Edwardsville 1 (ot). **Second Round:** Alabama A&M 2, Clemson 1 (3 ot); West Virginia 2, Virginia 1; Indiana 5, Wisconsin 1; Philadelphia U. 2, Penn St. 0; Long Island 1, Columbia 0 (4 ot); Connecticut 6, Vermont 2; #San Diego St. 2, San Francisco 1 (4 ot, penalty kicks); #Eastern Ill. 1, St. Louis 0. **Third Round:** #Eastern Ill. won by forfeit over #San Diego St.; Alabama A&M 2, West Virginia 1 (ot); Philadelphia U. 1, Indiana 0; Connecticut 3, Long Island 0. **Semifinals:** Alabama A&M 3, Philadelphia U. 2 (3 ot, penalty kicks); Connecticut 2, #Eastern Ill. 1. **Third Place:** #Eastern Ill. 4, Philadelphia U. 2. **Championship:** Connecticut 2, Alabama A&M 1 (ot).

#San Diego St.'s and Eastern Illinois' participation in 1981 tournament vacated.

1982 First Round: Columbia 4, St. Francis (N.Y.) 1; Duke 2, South Fla. 1; Clemson 2, Alabama A&M 0; Penn St. 1, Fairleigh Dickinson 0; San Francisco 3, Washington 2 (2 ot, penalty kicks); San Diego St. 1, Fresno St. 0; North Texas 1, Eastern Ill. 0 (ot). **Second Round:** Long Island 3, Columbia 0; Connecticut 3, Boston College 2 (2 ot, penalty kicks); Duke 2, Clemson 1 (2 ot, penalty kicks); George Mason 1, Virginia 0; Indiana 1, Evansville 0; Philadelphia U. 2, Penn St. 0; San Francisco 2, San Diego St. 0; SIU Edwardsville 1, North Texas 0. **Third Round:** Connecticut 1, Long Island 0 (2 ot, penalty kicks); Duke 2, George Mason 0; Indiana 2, Philadelphia U. 0; SIU Edwardsville 1, San Francisco 0. **Semifinals:** Duke 2, Connecticut 1; Indiana 1, SIU Edwardsville 0. **Championship:** Indiana 2, Duke 1 (8 ot).

1983 First Round: Duke 2, North Carolina St. 1; Alabama A&M 1, Clemson 0; Akron 7, Wis.-Green Bay 0; Fairleigh Dickinson 3, Philadelphia U. 2; San Francisco 5, UCLA 0; UNLV 3, California 1 (2 ot); St. Louis 2, SMU 1. **Second Round:** Columbia 2, Hartwick 1; Connecticut 2, Providence 0; Alabama A&M 3, Duke 2; Virginia 2, William & Mary 1; Indiana 2, Akron 1 (2 ot); Fairleigh Dickinson 2, Rutgers 1; San Francisco 3, UNLV 2; St. Louis 2, Eastern Ill. 1. **Third Round:** Indiana 2, St. Louis 1; Virginia 3, San Francisco 2; Columbia 1, Fairleigh Dickinson 0; Connecticut 1, Alabama A&M 0. **Semifinals:** Indiana 3, Virginia 1; Columbia 4, Connecticut 0. **Championship:** Indiana 1, Columbia 0 (2 ot).

1984 First Round: Hartwick 3, Syracuse 1; Clemson 2, North Carolina St. 1; American 2, George Mason 1; Evansville 3, Akron 2 (2 ot, penalty kicks); Penn St. 5, Philadelphia U. 0; UCLA 2, Fresno St. 1; San Francisco 2, UNLV 1 (2 ot). **Second Round:** Hartwick 1, Columbia 0; Harvard 1, Connecticut 0 (2 ot); Clemson 3, Alabama A&M 1; Virginia 1, American 0 (2 ot, penalty kicks); Indiana 5, Evansville 0; Fairleigh Dickinson 1, Penn St. 0; UCLA 1, San Francisco 0; St. Louis 5, SMU 3. **Third Round:** Indiana 4, St. Louis 2; Hartwick 1, Fairleigh Dickinson 0; Clemson 1, Virginia 0; UCLA 2, Harvard 0. **Semifinals:** Indiana 2, Hartwick 1; Clemson 4, UCLA 1. **Championship:** Clemson 2, Indiana 1.

1985 First Round: Columbia 3, Long Island 1 (2 ot); Clemson 5, North Carolina St. 2; South Carolina 3, Duke 0; George Mason 1, Virginia 0; Indiana 2, Akron 0; UCLA 3, California 1; UNLV 2, Fresno St. 1. **Second Round:** Hartwick 2, Columbia 0; Boston U. 2, Connecticut 1 (2 ot, penalty kicks); South Carolina 1, Clemson 0 (2 ot, penalty kicks); American 3, George Mason 1; Evansville 3, Indiana 0; Penn St. 6, Temple 5 (2 ot, penalty kicks); UCLA 1, UNLV 0 (2 ot); SMU 2, Air Force 1. **Third Round:** Hartwick 1, Boston U. 0; American 2, South Carolina 0; Evansville 1, Penn St. 0; UCLA 2, SMU 0. **Semifinals:** American 1, Hartwick 0; UCLA 3, Evansville 1. **Championship:** UCLA 1, American 0 (8 ot).

1986 First Round: Harvard 1, Yale 0 (2 ot, penalty kicks); Duke 3, South Carolina 2; Loyola (Md.) 1, Virginia 0; George Mason 2, Maryland 1 (2 ot); UCLA 3, Cal St. Fullerton 0; Fresno St. 1, San Francisco 0; St. Louis 2, California 0. **Second Round:** Hartwick 3, Long Island 2; Harvard 2, Boston U. 1; Duke 2, North Carolina St. 0; Loyola (Md.) 2, George Mason 0; Akron 2, Evansville 1 (2 ot); Penn St. 2, Seton Hall 0 (2 ot); Fresno St. 1, UCLA 0 (2 ot); SMU 3, St. Louis 1. **Third Round:** Harvard 2, Hartwick 0; Duke 2, Loyola (Md.) 1; Akron 2, Penn St. 1 (2 ot, penalty kicks); Fresno St. 1, SMU 0. **Semifinals:** Duke 3, Harvard 1; Akron 1, Fresno St. 0. **Championship:** Duke 1, Akron 0.

1987 First Round: UCLA 1, Fresno St. 0; #UNLV 1, San Francisco 0; San Diego St. 2, St. Louis 1; Clemson 2, Evansville 1; South Carolina 1, North Carolina St. 0 (2 ot); North Carolina 2, Duke 0; Virginia 2, George Mason 0; Loyola (Md.) 1, William & Mary 0. **Second Round:** Adelphi 1, Hartwick 0 (2 ot); Harvard 1, Connecticut 0 (2 ot); San Diego St. 3, SMU 2 (2 ot, penalty kicks); Clemson 2, Indiana 1; Rutgers 2, Seton Hall 1; North Carolina 2, South Carolina 1 (2 ot); Loyola (Md.) 1, Virginia 0. **Third Round:** Harvard 3, Adelphi 0; San Diego St. 2, UCLA 1; Clemson 3, Rutgers 2; North Carolina 1, Loyola (Md.) 0. **Semifinals:** San Diego St. 2, Harvard 1 (2 ot, penalty kicks); Clemson 4, North Carolina 1. **Championship:** Clemson 2, San Diego St. 0.

#UNLV's participation in 1987 tournament vacated.

1988 First Round: Fairleigh Dickinson 1, Penn St. 0; Philadelphia U. 1, Navy 0; North Carolina 2, Wake Forest 0; SMU 2, Notre Dame 0; Brooklyn 4, Adelphi 1; Boston U. 3, Connecticut 1; UCLA 2, San Diego St. 1; Fresno St. 2, UNLV 1 (2 ot, penalty kicks). **Second Round:** Virginia 1, Fairleigh Dickinson 0; Howard 2, Philadelphia U. 1 (2 ot, penalty kicks); South Carolina 3, North Carolina 1; SMU 2, St. Louis 1 (2 ot); Seton Hall 5, Brooklyn 2; Indiana 3, Boston U. 1; Portland 2, UCLA 0; Fresno St. 2, Evansville 1 (2 ot, penalty kicks). **Third Round:** Howard 3, Virginia 2 (2 ot); South Carolina 1, SMU 0; Indiana 3, Seton Hall 1; Portland 2, Fresno St. 0. **Semifinals:** Howard 2, South Carolina 0; Indiana 1, Portland 0. **Championship:** Indiana 1, Howard 0.

1989 First Round: Columbia 4, Fairleigh Dickinson 1; Vermont 2, Connecticut 0; Yale 1, Hartwick 0; Philadelphia U. 2, Princeton 1; Wake Forest 2, Old Dominion 1; South Carolina 2, Duke 1; George Washington 3, George Mason 1; Howard 2, Penn St. 1 (2 ot, penalty kicks); SMU 1, Evansville 0; Fresno St. 2, St. Louis 1; Portland 1, Washington 0 (2 ot); UCLA 2, San Diego St. 1 (2 ot, penalty kicks). **Second Round:** Rutgers 3, Columbia 1; Vermont 1, Yale 0 (2 ot); Virginia 4, Philadelphia U. 1; South Carolina 5, Wake Forest 1; Indiana 4, George Washington 0; Howard 2, SMU 1 (2 ot); Santa Clara 2, Fresno St. 1; UCLA 1, Portland 0 (2 ot, penalty kicks). **Third Round:** Rutgers 2, Vermont 1 (2 ot); Virginia 1, South Carolina 0 (2 ot); Indiana 1, Howard 0; Santa Clara 2, UCLA 0. **Semifinals:** Virginia 3, Rutgers 0; Santa Clara 4, Indiana 2. **Championship:** Santa Clara 1, Virginia 1 (2 ot).

1990 First Round: Adelphi 1, Brooklyn 0; Columbia 2, Seton Hall 0; Dartmouth 2, Vermont 1 (2 ot, penalty kicks); Boston U. 3, Boston College 2; Indiana 5, Wis.-Milwaukee 1; St. Louis 1, George Mason 0; South Carolina 3, Clemson 0; North Carolina 2, Wake Forest 1; Virginia 1, Richmond 0; San Diego 4, Portland 2; Fresno St. 3, Santa Clara 2 (2 ot); SMU 2, Illinois St. 1. **Second Round:** Rutgers 3, Adelphi 2 (2 ot, penalty kicks); Dartmouth 2, Columbia 1; Evansville 1, Boston U. 0 (2 ot); Indiana 2, St. Louis 1; North Carolina St. 3, South Carolina 1; Virginia 3, North Carolina 1; UCLA 2, San Diego 1 (2 ot); SMU 2, Fresno St. 1. **Third Round:** Rutgers 1, Dartmouth 0; Evansville 1, Indiana 0; North Carolina St. 2, Virginia 1 (2 ot, penalty kicks); UCLA 2, SMU 0. **Semifinals:** Rutgers 1, Evansville 0; UCLA 1, North Carolina St. 0 (2 ot, penalty kicks). **Championship:** UCLA 1, Rutgers 0 (4 ot, penalty kicks).

1991 First Round: Hartford 2, Columbia 1; Yale 3, Boston U. 2; Seton Hall* 1, Adelphi 1 (4 ot); North Carolina 1, UNC Charlotte 0 (2 ot); Furman 1, Wake Forest 0 (2 ot); North Carolina St. 3, Clemson 1; Wisconsin 1, Evansville 0; Rutgers 2, Old Dominion 0; SMU 5, Tulsa 3; Portland 1, Florida Int'l 0 (4 ot); Fresno St. 1, San Francisco 0 (2 ot); Santa Clara 2, Stanford 1 (4 ot). **Second Round:** Virginia 2, Hartford 1 (4 ot); Yale 4, Seton Hall 3 (2 ot); St. Louis 4, North Carolina 0; North Carolina St. 4, Furman 1; Indiana 2, Wisconsin 0 (2 ot); SMU 3, Rutgers 2; UCLA 3, Portland 0; Santa Clara 3, Fresno St. 0. **Third Round:** Virginia 2, Yale 0; St. Louis 3, North Carolina St. 0; Indiana* 2, SMU 2 (4 ot); Santa Clara 2, UCLA 1. **Semifinals:** Virginia 3, St. Louis 2 (3 ot); Santa Clara 2, Indiana 0. **Championship:** Virginia** 0, Santa Clara 0 (4 ot).

**Advanced on penalty kicks.

**Declared champion on penalty kicks.

1992 First Round: Penn St. 2, Adelphi 1; Seton Hall 2, Hartford 0; Dartmouth 1, St. John's (N.Y.) 0; SMU 4, Air Force

1; St. Louis 2, Bowling Green 1; Duke 3, James Madison 0; William & Mary 2, West Virginia 0; Davidson* 2, UNC Charlotte 2 (4 ot); Coastal Caro. 2, South Carolina 0; San Diego 3, Stanford 0; Indiana 4, Evansville 1; Washington 2, Portland 1. **Second Round:** Virginia 4, Penn St. 1; Dartmouth 4, Seton Hall 3; SMU 1, Creighton 0; Duke 4, St. Louis 3; North Carolina St. 3, William & Mary 2; Davidson* 0, Coastal Caro. 0 (4 ot); San Diego 2, UCLA 1; Indiana 2, Washington 0. **Third Round:** Virginia 3, Dartmouth 0; Duke* 0, SMU 0 (4 ot); Davidson 1, North Carolina St. 0 (3 ot); San Diego 2, Indiana 0. **Semifinals:** Virginia 3, Duke 0; San Diego 3, Davidson 2 (2 ot). **Championship:** Virginia 2, San Diego 0.

*Advanced on penalty kicks.

1993 First Round: Indiana 6, Memphis 0; Wisconsin 3, Notre Dame 1; Loyola (Md.) 1, James Madison 0; Virginia 2, William & Mary 1; Penn St. 3, Robert Morris 0; Princeton 2, Columbia 0; Hartwick 2, Rutgers 0; Boston U. 2, St. John's (N.Y.) 1; San Diego 4, UCLA 2 (2 ot); Cal St. Fullerton 4, Fresno St. 0; San Francisco 2, Santa Clara 1 (2 ot); St. Louis* 0, Portland 0 (4 ot); Air Force 2, Creighton 1 (4 ot); North Carolina 3, Duke 2; Clemson 2, UNC Greensboro 0; South Carolina 1, Furman 0. **Second Round:** Wisconsin 1, Indiana 0; Virginia 2, Loyola (Md.) 1; Princeton 5, Penn St. 2; Hartwick 2, Boston U. 1 (2 ot); Cal St. Fullerton 3, San Diego 2; San Francisco 2, St. Louis 1; Air Force 2, North Carolina 1; South Carolina 3, Clemson 2. **Third Round:** Virginia 3, Wisconsin 0; Princeton 3, Hartwick 0; Cal St. Fullerton 1, San Francisco 0; South Carolina 6, Air Force 0. **Semifinals:** Virginia 3, Princeton 1; South Carolina 1, Cal St. Fullerton 0. **Championship:** Virginia 2, South Carolina 0.

*Advanced on penalty kicks.

1994 First Round: Indiana 1, Notre Dame 0 (2 ot); Creighton 2, St. Louis 1; San Francisco* 1, Fresno St. 1 (4 ot); Cal St. Fullerton 3, San Diego 1 (2 ot); SMU 2, Wisconsin 1; UCLA 3, UAB 2 (2 ot); North Carolina St. 1, South Carolina 0; Col. of Charleston 1, UNC Charlotte 0 (4 ot); Virginia 3, UNC Greensboro 0; Maryland 4, Georgetown 3 (2 ot); James Madison 3, North Carolina 0; Duke 2, Florida Int'l 1 (2 ot); Rutgers 1, St. John's (N.Y.) 0; Penn St. 3, Robert Morris 0; Brown 3, New Hampshire 2 (2 ot); Boston U. 2, Harvard 0. **Second Round:** Indiana 1, Creighton 0; Cal St. Fullerton 1, San Francisco 0 (3 ot); UCLA 4, SMU 2; Col. of Charleston 5, North Carolina St. 4 (3 ot); Virginia 2, Maryland 1; James Madison 2, Duke 1; Rutgers 3, Penn St. 2 (2 ot); Brown 3, Boston U. 2. **Third Round:** Indiana 2, Cal St. Fullerton 1; UCLA 3, Col. of Charleston 2; Virginia 4, James Madison 1; Rutgers 3, Brown 1. **Semifinals:** Indiana 4, UCLA 1; Virginia 2, Rutgers 1. **Championship:** Virginia 1, Indiana 0.

*Advanced on penalty kicks.

1995 First Round: Virginia 2, Rhode Island 1; Hartwick 3, St. John's (N.Y.) 2; Brown 2, Boston U. 1; Lafayette 2, Cornell 0 (2 ot); Maryland 2, Penn St. 0; James Madison 1, Princeton 0; Duke 3, UNC Greensboro 0; South Carolina 3, Coastal Caro. 1 (2 ot); UCLA 2, Cal Poly 1; Santa Clara 4, San Diego 1 (2 ot); Portland 1, Washington 0; Butler 1, Indiana 0; Wisconsin 2, Bowling Green 0; William & Mary 2, Creighton 1 (4 ot); Clemson 2, Col. of Charleston 0; SMU 4, St. Louis 1 (2 ot). **Second Round:** Virginia 4, Hartwick 0; Brown 2, Lafayette 0; James Madison* 2, Maryland 2 (4 ot); Duke 2, South Carolina 0; Santa Clara 2, UCLA 1; Portland 4, Butler 1; Wisconsin 1, William & Mary 0 (2 ot); SMU 3, Clemson 1. **Third Round:** Virginia 4, Brown 1; Duke 3, James Madison 2; Portland 2, Santa Clara 1; Wisconsin 2, SMU 0. **Semifinals:** Wisconsin 1, Portland 0; Duke 3, Virginia 2. **Championship:** Wisconsin 2, Duke 0.

*Advanced on penalty kicks.

1996 First Round: Washington 2, Santa Clara 1 (4 ot); Fresno St. 2, California 1; Cal St. Fullerton 2, UCLA 1; Creighton 2, SMU 0; George Mason 1, Virginia 0; St. John's (N.Y.) 5, Fordham 1; Maryland 2, James Madison 1 (2 ot); William & Mary 3, Army 1; Notre Dame 1, UNC Greensboro 0; UNC Charlotte 3, Col. of Charleston 1; Harvard 3, Boston U. 2; Hartford 3, Rhode Island 2 (2 ot); Bowling Green 4, Detroit 0; Indiana 4, Evansville 1; Rutgers 2, Cornell 1 (3 ot); Florida Int'l 6, South Fla. 1. **Second Round:** Fresno St. 2, Washington 1; Creighton* 0, Cal St. Fullerton 0 (4 ot); St. John's (N.Y.) 2, George Mason 1; William & Mary 3, Maryland 0; UNC Charlotte 1, Notre Dame 0; Hartford 3, Harvard 2 (2 ot); Indiana 2, Bowling Green 0; Florida Int'l 2, Rutgers 0. **Third Round:** Creighton 2, Fresno St. 0; St. John's (N.Y.) 2, William & Mary 1 (2 ot); UNC Charlotte 3, Hartford 0; Florida Int'l 1, Indiana 0. **Semifinals:** St. John's (N.Y.) 2, Creighton 1; Florida Int'l 4, UNC Charlotte 0. **Championship:** St. John's (N.Y.) 4, Florida Int'l 1.

*Advanced on penalty kicks.

1997 First Round: Indiana 2, Butler 1 (3 ot); Bowling Green 1, Marquette 0; St. John's (N.Y.) 2, Brown 1; South Fla. 3, Florida Int'l 1; UCLA 3, Santa Clara 0; Washington 2, Stanford 1 (2 ot); Clemson 5, UNC Charlotte 0; South Carolina 3, Charleston So. 0; SMU 1, Rider 0; Dartmouth 5, Boston U. 1; St. Louis 2, Missouri St. 0; Creighton 3, Air Force 2 (2 ot); American 2, William & Mary 1 (2 ot); Maryland 1, Rutgers 0; Georgetown 2, VCU 0; Virginia 3, Howard 0. **Second Round:** Indiana 4, Bowling Green 0; South Fla. 2, St. John's (N.Y.) 1; UCLA 1, Washington 0; Clemson 1, South Carolina 0 (2 ot); SMU 2, Dartmouth 0; St. Louis 1, Creighton 0; American 1, Maryland 0; Virginia 5, Georgetown 1. **Third Round:** Indiana 6, South Fla. 0; UCLA 2, Clemson 1; St. Louis* 0, SMU 0 (4 ot); Virginia 2, American 1 (2 ot). **Semifinals:** UCLA 1, Indiana 0 (3 ot); Virginia 3, St. Louis 1. **Championship:** UCLA 2, Virginia 0.

*Advanced on penalty kicks.

1998 First Round: Clemson 5, Lafayette 0; William & Mary 2, South Fla. 1 (2 ot); Butler 1, Cincinnati 0 (2 ot); Indiana 3, Akron 2 (2 ot); St. John's (N.Y.) 1, Brown 0 (2 ot); Penn St. 1, Connecticut 0; Santa Clara 1, SMU 0; UNC Greensboro 2, Washington 1; Jacksonville 3, Duke 2; Maryland 2, Richmond 1; Creighton 4, St. Louis 1 (2 ot); UCLA 2, Fresno St. 1; San Diego 2, Cal St. Fullerton 1; Stanford 3, San Jose St. 2 (3 ot); South Carolina 2, VCU 1; Virginia 3, Rider 0. **Second Round:** Clemson 1, William & Mary 0; Indiana 2, Butler 1 (2 ot); St. John's (N.Y.) 1, Penn St. 0; Santa Clara 4, UNC Greensboro 1; Maryland 3, Jacksonville 0; Creighton 2, UCLA 0; Stanford 3, San Diego 1 (2 ot); Virginia 1, South Carolina 0. **Third Round:** Indiana 2, Clemson 1; Santa Clara 2, St. John's (N.Y.) 1; Maryland 3, Creighton 2; Stanford 3, Virginia 0. **Semifinals:** Indiana 4, Santa Clara 0; Stanford 1, Maryland 0. **Championship:** Indiana 3, Stanford 1.

1999 First Round: Duke 4, UMBC 3 (ot); Santa Clara* 2, Stanford 2 (4 ot); SMU 2, Creighton 1 (2 ot); UAB 2, Missouri St. 1; Wake Forest 2, VCU 1; Furman 2, North Carolina 1 (2 ot); Yale 1, Rutgers 0 (2 ot); Connecticut 2, Hartford 1 (4 ot); St. Louis 3, Ill.-Chicago 2; UCLA 4, San Diego 1; Brown 2, Rhode Island 1 (ot); Virginia 2, Princeton 1 (3 ot); St. John's (N.Y.) 1, Maryland 0; Penn St. 1, William & Mary 0; Washington 3, Portland 2; Indiana 1, Kentucky 0 (ot). **Second Round:** Santa Clara 4, Duke 2; UAB 2, SMU 0; Furman 4, Wake Forest 0; Connecticut 3, Yale 0; UCLA 2, St. Louis 0; Virginia 3, Brown 1; Penn St. 2, St. John's (N.Y.) 1 (3 ot); Indiana 2, Washington 0. **Third Round:** Santa Clara 3, UAB 2 (ot); Connecticut 3, Furman 2; UCLA 2, Virginia 0; Indiana 3, Penn St. 0. **Semifinals:** Santa Clara 2, Connecticut 1 (4 ot); Indiana 3, UCLA 2 (4 ot). **Championship:** Indiana 1, Santa Clara 0.

*Advanced on penalty kicks.

2000 First Round: North Carolina 3, William & Mary 2 (ot); Rhode Island 3, Boston College 0; Washington 1, UAB 0 (4 ot); Indiana 4, San Jose St. 0; Virginia 5, Lehigh 0; St. John's (N.Y.) 1, James Madison 0; Creighton 1, Ohio St. 0; San Diego 1, UCLA 0 (ot); Stanford 4, Cal St. Fullerton 0; Ill.-Chicago 1, Bradley 0; Kentucky* 0, St. Louis 0 (4 ot); SMU 2, IUPUI 0; Duke 1, South Carolina 0; Brown 2, Vermont 0; Connecticut 3, Dartmouth 0; Clemson 3, Furman 2. **Second Round:** North Carolina 3, Rhode Island 1; Indiana 2, Washington 1; Virginia 2, St. John's (N.Y.) 1; Creighton 3, San Diego 0; Stanford 6, Ill.-Chicago 0; SMU 3, Kentucky 1; Brown 1, Duke 0; Connecticut 2, Clemson 1 (ot). **Quarterfinals:** Indiana 1, North Carolina 0; Creighton 3, Virginia 0; SMU 2, Stanford 1; Connecticut 1, Brown 0. **Semifinals:** Creighton 2, Indiana 1 (3 ot); Connecticut 2, SMU 0. **Championship:** Connecticut 2, Creighton 0.

*Advanced on penalty kicks.

2001 First Round: New Mexico 1, Florida Int'l 0; UCLA 3, Loyola Marymount 2 (2 ot); South Fla. 2, Akron 1; Massachusetts 1, Creighton 0; Kentucky 1, Mercer 0; Santa Clara 1, California 0 (3 ot); Portland 1, Gonzaga 0; Maryland 1, Notre Dame 0; UMKC 2, Wis.-Milwaukee 1 (ot); Towson 4, James Madison 1; UAB 1, Furman 0 (ot); Rutgers 1, Harvard 0; Michigan St. 2, Butler 1; American 2, Ohio St. 1; Fairleigh Dickinson 1, Boston College 0 (3 ot); Seton Hall 2, Coastal Caro. 1. **Second Round:** SMU 2, New Mexico 0; UCLA 4, San Diego 0; Penn St. 1, South Fla. 0 (3 ot); St. John's (N.Y.) 1, Massachusetts 0; Stanford 3, Santa Clara 1; Portland 1, Washington 0; Loyola (Md.) 1, Maryland 0 (2 ot); St. Louis 2, UMKC 1; Clemson 1, Kentucky 0 (3 ot); UAB 3, South Carolina 2 (ot); Rutgers 2, Connecticut 1 (3 ot); Indiana 1, Michigan St. 0; North Carolina 3, Towson 0; American 3, Wake Forest 0; Fairleigh Dickinson 2, Princeton 1; Seton Hall 1, Virginia 0. **Third Round:** SMU 1, UCLA 0; St. John's (N.Y.) 2, Penn St. 1 (3 ot); Clemson 3, UAB 2 (2 ot); Indiana 3, Rutgers 0; Stanford 3, Portland 1; St. Louis 3, Loyola (Md.) 0; North Carolina 1, American 0 (ot); Fairleigh Dickinson 1, Seton

Hall 0. **Quarterfinals:** St. John's (N.Y.) 2, SMU 0; Indiana 2, Clemson 0; Stanford 1, St. Louis 0; North Carolina 3, Fairleigh Dickinson 2 (3 ot). **Semifinals:** Indiana 2, St. John's (N.Y.) 1 (2 ot); North Carolina 3, Stanford 2 (4 ot). **Championship:** North Carolina 2, Indiana 0.

2002 First Round: Old Dominion 3, Richmond 0; Coastal Caro. 2, South Carolina 1 (2 ot); Portland 2, Oregon St. 0; Furman 2, Loyola (Md.) 0; Northeastern* 1, Lehigh 1 (2 ot, pk); Florida Int'l 2, UCF 1; Wis.-Milwaukee 2, Oakland 1; Fairleigh Dickinson* 1, Holy Cross 1 (2 ot, pk); Loyola Marymount 1, Cal St. Northridge 0; UC Santa Barb. 2, San Diego 0; North Carolina 6, Winthrop 0; William & Mary 2, Duke 1; Penn 1, Seton Hall 0 (ot); Notre Dame 3, Akron 1; New Mexico 2, Bradley 1; American 1, George Washington 0.

Second Round: Wake Forest 1, Old Dominion 0; Clemson* 1, Coastal Caro. 1 (2 ot, pk); Stanford* 0, Portland 0 (2 ot, pk); Furman* 0, VCU 0 (2 ot, pk); Boston College 2, Northeastern 1; SMU 3, Florida Int'l 2; Creighton 3, Wis.-Milwaukee 2; St. John's (N.Y.) 2, Fairleigh Dickinson 1 (2 ot); UCLA 4, Loyola Marymount 2; California 2, UC Santa Barb. 1; Penn St. 1, North Carolina 0 (2 ot); William & Mary* 1, Virginia 1 (2 ot, pk); Connecticut 4, Penn 0; Indiana 1, Notre Dame 0; St. Louis 1, New Mexico 0; Maryland 1, American 0. **Third Round:** Clemson 2, Wake Forest 1 (ot); Stanford 2, Furman 1 (2 ot); Boston College* 4, SMU 4 (2 ot, pk); Creighton 1, St. John's (N.Y.) 0 (ot); UCLA 3, California 2; Penn St. 1, William & Mary 0 (ot); Connecticut 1, Indiana 0; Maryland 1, St. Louis 0 (ot).

Quarterfinals: Stanford 2, Clemson 0; Creighton 6, Boston College 2; UCLA 7, Penn St. 1; Maryland 3, Connecticut 0. **Semifinals:** UCLA 2, Maryland 1; Stanford 2, Creighton 1 (2 ot). **Championship:** UCLA 1, Stanford 0.

*Advanced on penalty kicks.

2003 First Round: Tulsa 3, Oakland 2; Florida Int'l 3, UCF 1; Virginia Tech* 3, Clemson 3 (2 ot, pk); Kentucky* 0, Cincinnati 0 (2 ot, pk); Wis.-Milwaukee 4, Western Mich. 1; St. Peter's 2, Brown 0; Santa Clara* 1, SMU 1 (2 ot, pk); Coastal Caro. 3, Davidson 0; Virginia 2, Seton Hall 0; Creighton 6, UMKC 0; California 2, San Jose St. 0; Connecticut 3, Rhode Island 0; Binghamton 1, Fairleigh Dickinson 0; Portland 3, Oregon St. 2; Rutgers 3, Lafayette 1; Old Dominion 6, North Carolina St. 3. **Second Round:** UCLA 3, Tulsa 2; Florida Int'l* 1, Cal St. Northridge 1 (2 ot, pk); VCU 5, Virginia Tech 2; Indiana 2, Kentucky 1 (2 ot); Notre Dame 4, Wis.-Milwaukee 1; Michigan 6, St. Peter's 2; Santa Clara 1, Loyola Marymount 0 (ot); Coastal Caro. 3, North Carolina 0; Virginia 2, Wake Forest 0; Creighton* 1, San Diego 1 (2 ot, pk); UC Santa

Barb. 2, California 0; St. John's (N.Y.)* 0, Connecticut 0 (2 ot, pk); St. Louis 1, Binghamton 0 (ot); Washington 1, Portland 0; Akron 3, Rutgers 2; Maryland 2, Old Dominion 1. **Third Round:** UCLA 2, Florida Int'l 0; Indiana 5, VCU 0; Michigan* 1, Notre Dame 1 (2 ot, pk); Santa Clara 3, Coastal Caro. 2 (ot); Creighton 3, Virginia 1; St. John's (N.Y.) 3, UC Santa Barb. 2 (2 ot); St. Louis 3, Washington 2 (ot); Maryland 1, Akron 0. **Quarterfinals:** Indiana 2, UCLA 1; Santa Clara 3, Michigan 1; St. John's (N.Y.) 3, Creighton 2; Maryland 4, St. Louis 2. **Semifinals:** Indiana 1, Santa Clara 0 (ot); St. John's (N.Y.) 1, Maryland 0. **Championship:** Indiana 2, St. John's (N.Y.) 1.

*Advanced on penalty kicks.

2004 First Round: UCF 1, Florida Int'l 0; George Washington 1, North Carolina 0; Wis.-Milwaukee 3, San Francisco 2; Col. of Charleston 3, South Carolina 2; Ohio St. 1, Memphis 0; Duke 3, Coastal Caro. 0; Portland 5, Washington 3; American 3, Long Island 0; Hofstra 2, Seton Hall 1; Northwestern 4, Western Ill. 1; Boston U.* 2, Dartmouth 2 (2 ot, pk); Loyola Marymount 1, Cal St. Northridge 0; California 2, Santa Clara 1 (ot); Tulsa 3, Michigan St. 1; Connecticut 2, Marist 1 (ot); Michigan 2, Akron 1. **Second Round:** Wake Forest 5, UCF 0; VCU 2, George Washington 0; UC Santa Barb. 2, Wis.-Milwaukee 1 (2 ot); UNC Greensboro 2, Col. of Charleston 1; Ohio St. 2, Notre Dame 1; Duke 2, Old Dominion 1 (ot); New Mexico 4, Portland 1; Virginia 2, American 1; Maryland 4, Hofstra 0; Creighton 3, Northwestern 2; St. John's (N.Y.) 3, Boston U. 1; UCLA 3, Loyola Marymount 0; SMU 1, California 0; Tulsa* 1, Penn St. 1 (2 ot, pk); Boston College 1, Connecticut 0; Indiana 1, Michigan 0. **Third Round:** VCU* 2, Wake Forest 2 (2 ot, pk); UC Santa Barb. 1, UNC Greensboro 0 (ot); Duke 3, Ohio St. 0; Virginia* 1, New Mexico 1 (2 ot, pk); Maryland* 0, Creighton 0 (2 ot, pk); St. John's (N.Y.) 2, UCLA 1; Tulsa 2, SMU 1 (2 ot); Indiana 1, Boston College 0. **Quarterfinals:** UC Santa Barb. 4, VCU 1; Duke 3, Virginia 0; Maryland 1, St. John's (N.Y.) 0; Indiana 4, Tulsa 0. **Semifinals:** UC Santa Barb. 5, Duke 0; Indiana 3, Maryland 2 (2 ot). **Championship:** Indiana** 1, UC Santa Barb. 1 (2 ot, pk).

*Advanced on penalty kicks.

**Declared champion on penalty kicks.

2005 First Round: Brown 2, Rhode Island 1; St. John's (N.Y.) 3, Marist 1; West Virginia 1, Robert Morris 0; Stony Brook 2, Yale 1 (ot); SMU 2, San Francisco 1; UNC Greensboro 3, James Madison 2; South Fla. 3, Stetson 0; Providence 1, Hofstra 0 (ot); Notre Dame 2, Western Ill. 0; Clemson 2, Coastal Caro. 0; Seton Hall 2, Hartwick 1; Creighton 3, Lafayette 0; Santa Clara 1, Ohio St. 0; Wake Forest 2, South Carolina 0; UC

Santa Barb. 2, San Diego St. 0; Wis.-Milwaukee 2, Bradley 0. **Second Round:** Maryland 1, Brown 0; St. John's (N.Y.) 1, Dartmouth 0; Akron 5, West Virginia 0; Connecticut 2, Stony Brook 0; SMU 3, UCLA 0; UNC Greensboro* 0, Virginia Tech 0 (2 ot, pk); Virginia* 4, South Fla. 4 (2 ot, pk); North Carolina 2, Providence 0; Notre Dame 2, Indiana 0; Clemson 3, North Carolina St. 0; Penn St. 1, Seton Hall 0; Creighton 2, Duke 1; California* 0, Santa Clara 0 (2 ot, pk); Wake Forest 2, Old Dominion 1; Cal St. Northridge 3, UC Santa Barb. 2; New Mexico* 2, Wis.-Milwaukee 2 (2 ot, pk). **Third Round:** Maryland 3, St. John's (N.Y.) 1; Akron* 3, Connecticut 3 (2 ot, pk); SMU 3, UNC Greensboro 1; North Carolina 2, Virginia 1; Clemson 1, Notre Dame 0; Creighton 3, Penn St. 1; California 3, Wake Forest 2 (2 ot); New Mexico 1, Cal St. Northridge 0 (ot). **Quarterfinals:** Maryland* 1, Akron 1 (2 ot, pk); SMU 3, North Carolina 2 (ot); Clemson 1, Creighton 0; New Mexico 1, California 0. **Semifinals:** Maryland 4, SMU 1; New Mexico 2, Clemson 1. **Championship:** Maryland 1, New Mexico 0.

*Advanced on penalty kicks.

2006 First Round: Brown 4, Adelphi 1; Rhode Island* 1, Rutgers 1 (2 ot, pk); Gardner-Webb* 1, UAB 1 (2 ot, pk); Harvard 2, Binghamton 1; St. John's (N.Y.) 1, Monmouth 0; Ill.-Chicago 3, Western Ill. 0; New Mexico 1, San Francisco 0; Bucknell 1, George Mason 0 (ot); UC Santa Barb. 2, San Diego St. 1; Old Dominion* 0, Winthrop 0 (2 ot, pk); Northwestern 3, Cincinnati 0; UNC Greensboro 2, Virginia Tech 1; Northern Ill. 1, Loyola (Ill.) 0 (ot); Washington 3, Creighton 0; Fairfield 2, Connecticut 1; Hofstra 2, Providence 0. **Second Round:** Duke 2, Brown 0; Lehigh* 1, Rhode Island 1 (2 ot, pk); Clemson 3, Gardner-Webb 1; UCLA 3, Harvard 0; Maryland 2, St. John's (N.Y.) 0; Notre Dame 1, Ill.-Chicago 0; California 3, New Mexico 1; Virginia 4, Bucknell 0; UC Santa Barb. 3, SMU 1; Old Dominion 1, North Carolina 0; Northwestern 1, St. Louis 0; UNC Greensboro 2, West Virginia 1 (2 ot); Indiana 1, Northern Ill. 0; Santa Clara 3, Washington 2 (ot); Towson 2, Fairfield 0; Wake Forest 5, Hofstra 1. **Third Round:** Duke 3, Lehigh 0; UCLA 3, Clemson 0; Notre Dame 1, Maryland 0 (2 ot); Virginia 2, California 1; UC Santa Barb. 2, Old Dominion 1; Northwestern 2, UNC Greensboro 1; Santa Clara* 0, Indiana 0 (2 ot, pk); Wake Forest 2, Towson 1. **Quarterfinals:** UCLA 3, Duke 2 (ot); Virginia 3, Notre Dame 2; UC Santa Barb. 3, Northwestern 2; Wake Forest 3, Santa Clara 1. **Semifinals:** UCLA 4, Virginia 0; UC Santa Barb.* 0, Wake Forest 0 (2 ot, pk). **Championship:** UC Santa Barb. 2, UCLA 1.

*Advanced on penalty kicks.

MEN'S CHAMPIONSHIP RECORDS

Division II Men's Championship

2006 Results

FIRST ROUND

Lenoir-Rhyne 3, Catawba 2
Lincoln Memorial 1, Carson-Newman 0 (ot)
SIU Edwardsville 6, Mercyhurst 1
Northern Ky. 4, Wis.-Parkside 0
Seattle 2, Cal St. Dom. Hills 1 (ot)
Cal St. L.A. 2, Seattle Pacific 1
Fort Lewis 3, Metro St. 0
Midwestern St. 2, Incarnate Word 0
*Queens (N.C.) 0, Lander 0 (2 ot, pk)
*Limestone 0, S.C. Upstate 0 (2 ot, pk)
*West Fla. 2, Montevallo 2 (2 ot, pk)
Lynn 3, Rollins 0
Franklin Pierce 1, Southern N.H. 0
Southern Conn. St. 2, Dominican (N.Y.) 1
Dowling 3, C.W. Post 0
Lock Haven 2, East Stroudsburg 1 (ot)

SECOND ROUND

*Lincoln Memorial 1, Lenoir-Rhyne 1 (2 ot, pk)
Northern Ky. 3, SIU Edwardsville 2 (ot)
*Seattle 3, Cal St. L.A. 3 (2 ot, pk)
*Fort Lewis 1, Midwestern St. 1 (2 ot, pk)
Queens (N.C.) 2, Limestone 1
West Fla. 2, Lynn 1
Southern Conn. St. 2, Franklin Pierce 1
Dowling 4, Lock Haven 0

QUARTERFINALS

Lincoln Memorial 2, Northern Ky. 1
Fort Lewis 5, Seattle 2
West Fla. 2, Queens (N.C.) 0
Dowling 2, Southern Conn. St. 1 (ot)

*Advanced on penalty kicks.

SEMIFINALS

NOVEMBER 16 AT PENSACOLA, FLA.

Fort Lewis 4, Lincoln Memorial 2

Goals by period	1	2	Total
Lincoln Memorial.....	0	2	2
Fort Lewis.....	1	3	4

SCORING SUMMARY

41:51 FLC Chase Mikkelsen (Ryan Kerr, Cliff Wilmes)
49:39 LMU Leandro Pereira (unassisted)
62:26 LMU Pereira (Felipe Nogueira)
71:54 FLC Ben Gantenbein (unassisted)
81:57 FLC John Cunliffe (penalty kick)
86:13 FLC Cunliffe (unassisted)

Shots: Lincoln Memorial 9, Fort Lewis 13.

Saves: Lincoln Memorial 6 (Brent Cole 6); Fort Lewis 3 (Tom Donley 3).

Fouls: Lincoln Memorial 8, Fort Lewis 14.

Corner Kicks: Lincoln Memorial 4, Fort Lewis 5.

Attendance: 550.

Dowling 3, West Fla. 3 (2 ot, pk)

Goals by period	1	2	OT	2OT	Total
Dowling.....	1	2	0	0	3
West Fla.....	2	1	0	0	3

(Dowling advances on penalty kicks)

SCORING SUMMARY

16:43 UWF Felipe Lawall (Nick Mroczkowski)
17:47 DC Patrick Cunningham (unassisted)
36:39 UWF Keith Savage (Lawall)
54:13 UWF Lawall (unassisted)
60:30 DC Morten Jensen (Guy-Roland Kpene)
64:48 DC Kpene (Moussa Keita)

Shots: Dowling 14, West Fla. 21.

Saves: Dowling 11 (William Grady 11), West Fla. 2 (Juan Garcia 2).

Fouls: Dowling 17, West Fla. 15.

Corner Kicks: Dowling 5, West Fla. 6.

Attendance: 675.

CHAMPIONSHIP

NOVEMBER 18 AT PENSACOLA, FLA.

Dowling 1, Fort Lewis 0

Goals by period	1	2	Total
Dowling.....	1	0	1
Fort Lewis.....	0	0	0

SCORING SUMMARY

37:59 DC Morten Jensen (William Grady, Guy-Roland Kpene)

Shots: Dowling 11, Fort Lewis 15.

Saves: Dowling 3 (Grady 1, Team 2); Fort Lewis 4 (Tom Donley 3, Team 1).

Fouls: Dowling 20, Fort Lewis 16.

Corner Kicks: Dowling 3, Fort Lewis 8.

Attendance: 550.

History

Team Results

Year	Champion (Record)	Coach	Score	Runner-Up	Host or Site	Championship Game Attendance	Championship Total Attendance
1972.....	SIU Edwardsville (11-0-3)	Bob Guelker	1-0	Oneonta St.	SIU Edwardsville	—	—
1973.....	Mo.-St. Louis (11-0-3)	Don Dallas	3-0	Cal St. Fullerton	Springfield	—	—
1974.....	Adelphi (16-1-1)	Menahem Less	3-2	Seattle Pacific	Mo.-St. Louis	321	—
1975.....	Baltimore (16-2-1)	Dick Edell	3-1	Seattle Pacific	Seattle Pacific	7,000	18,685
1976.....	Loyola (Md.) (21-1)	Jim Bullington	2-0	New Haven	Seattle Pacific	1,500	8,725
1977.....	Alabama A&M (16-1)	Salah Yousif	2-1	Seattle Pacific	Florida Int'l	200	5,175
1978.....	Seattle Pacific (18-5-4)	Cliff McCrath	1-0 (3 ot)	Alabama A&M	Florida Int'l	500	3,939
1979.....	Alabama A&M (22-1)	Salah Yousif	2-0	Eastern Ill.	Florida Int'l	300	2,329
1980.....	Lock Haven (21-0)	Michael Parker	1-0 (ot)	Florida Int'l	Florida Int'l	800	4,113
1981.....	Tampa (15-0-3)	Jay Miller	1-0 (ot)	Cal St. L.A.	Southern Conn. St.	700	3,916
1982.....	Florida Int'l (16-3-1)	Karl Kremser	2-1	Southern Conn. St.	Florida Int'l	1,300	5,604
1983.....	Seattle Pacific (16-4-1)	Cliff McCrath	1-0	Tampa	Tampa	4,117	11,700
1984.....	Florida Int'l (14-4-3)	Karl Kremser	1-0 (ot)	Seattle Pacific	Seattle Pacific	4,500	7,742
1985.....	Seattle Pacific (20-3)	Cliff McCrath	3-2	Florida Int'l	Florida Int'l	1,480	8,819
1986.....	Seattle Pacific (17-4-2)	Cliff McCrath	4-1	Oakland	Seattle Pacific	4,100	9,778
1987.....	Southern Conn. St. (17-1-3)	Bob Dikranian	2-0	Cal St. Northridge	Tampa	1,700	9,101
1988.....	Florida Tech (15-6)	Rick Stottler	3-2	Cal St. Northridge	Cal St. Northridge	4,588	10,472
1989.....	Southern N.H. (22-1-2)	John Rootes	3-1	UNC Greensboro	UNC Greensboro	2,137	12,395
1990.....	Southern Conn. St. (22-0-1)	Ray Reid	1-0 (4 ot, pk)	Seattle Pacific	Florida Tech	700	8,979
1991.....	Florida Tech (19-2-1)	Rick Stottler	5-1	Sonoma St.	Florida Tech	2,000	9,076
1992.....	Southern Conn. St. (21-2-1)	Ray Reid	1-0	Tampa	Tampa	3,285	9,425
1993.....	Seattle Pacific (18-2-1)	Cliff McCrath	1-0	Southern Conn. St.	Florida Tech	2,800	9,014
1994.....	Tampa (15-2-1)	Tom Fitzgerald	3-0 (2 ot)	Oakland	Tampa	4,336	11,942
1995.....	Southern Conn. St. (21-1-1)	Ray Reid	2-0	S.C. Upstate	S.C. Upstate	1,500	8,878
1996.....	Grand Canyon (12-4-5)	Peter Duah, Petar Draksin	3-1	Oakland	Grand Canyon	1,649	8,679
1997.....	Cal St. Bakersfield (20-4)	Simon Tobin	1-0	Lynn	Lynn	1,256	7,822
1998.....	Southern Conn. St. (20-2-1)	Tom Lang	1-0	S.C. Upstate	S.C. Upstate	2,833	8,925
1999.....	Southern Conn. St. (20-0)	Tom Lang	2-1 (2 ot)	Fort Lewis	Barry	403	9,178
2000.....	Cal St. Dom. Hills (23-1-1)	Joe Flanagan	2-1 (4 ot)	Barry	Barry	818	8,273
2001.....	Tampa (19-0-2)	Keith Fulk	2-1	Cal St. Dom. Hills	Tampa	1,236	6,165
2002.....	Sonoma St. (20-3-1)	Marcus Ziemer	4-3	Southern N.H.	Virginia Beach	397	5,456
2003.....	Lynn (22-0-1)	Shaun Pendleton	2-1	Cal St. Chico	Virginia Beach	198	6,415
2004.....	Seattle (22-0-1)	Peter Fewing	2-1	SIU Edwardsville	Wichita Falls, Texas	550	5,563
2005.....	Fort Lewis (22-0-1)	Jeremy Gunn	3-1	Franklin Pierce	Wichita Falls, Texas	538	7,988
2006.....	Dowling (22-0-2)	John DiRico	1-0	Fort Lewis	Pensacola, Fla.	550	10,524

Tournament Scoring Leaders

Year	Player, School	G	A	P
1972	Not available			
1973	Not available			
1974	Herbert Gordon, Dist. Columbia*.....	5	0	10
1975	Nimrod Dreyfuss, Adelphi.....	6	2	14
1976	Pete Notaro, Loyola (Md.).....	4	2	10
1977	Kenneth Okafor, Alabama A&M.....	5	1	11
1978	Segun Adelke, Alabama A&M.....	4	1	9
1979	Gordon Prempeh, Eastern Ill.....	3	0	6
1980	Ron Basile, Southern Conn. St.....	3	1	7
1981	Ron Basile, Southern Conn. St.....	3	1	7
1982	Hermann-Josef Engels, Florida Int'l.....	5	1	11
1983	Brad Elmenhurst, Seattle Pacific.....	2	4	8
1984	Munga Eketebi, Florida Int'l.....	5	3	13
1985	Peter Hattrup, Seattle Pacific.....	5	1	11
1986	Mark Faller, Seattle Pacific.....	2	1	5
1987	Antony Vaughn, Southern Conn. St.....	2	1	5
	John DeBrito, Southern Conn. St.....	2	1	5
1988	Bobby Reyes, Cal St. Northridge.....	5	0	10
1989	Dermott Sweeney, Mercy.....	3	0	6
	Archie Harlow, Southern N.H.....	3	0	6
1990	Andrew Ziemer, Sonoma St.....	2	1	5
1991	Andrew Ziemer, Sonoma St.....	6	0	12
1992	Altimont Butler, Southern N.H.....	2	2	6
1993	Richard Sharpe, Florida Tech.....	4	3	11
1994	Phil Bullard, Seattle Pacific.....	5	2	12
1995	Gil Hokayma, Southern Conn. St.....	3	1	7
1996	Nabyl Bekraoui, Grand Canyon.....	2	2	6
	Dylan Kendrick, Lynn.....	2	2	6
	Miles Tomic, Grand Canyon.....	3	0	6

1997	Jeremy Hamm, Cal St. Bakersfield...	3	1	7
1998	Vadim Tolstolutsky, Seattle Pacific...	2	4	8
	Dan Valency, Southern Conn. St.....	3	2	8
1999	Paul Oyuga, Southern Conn. St.....	3	1	7
	Aui Scabini, Southern Conn. St.....	2	3	7
	Per Ole Tenden, Charleston (W.V.)...	3	1	7
2000	Fitzgerald Clarke, Barry.....	4	2	10
2001	Marcus Rulow, West Tex. A&M.....	2	0	4
	Sean Lockhart, Cal St. Dom. Hills.....	1	2	4
	Roy Fink, Tampa.....	2	0	4
	Jason Bell, Tampa.....	2	0	4
	Jaime Creaghan, Lander.....	2	0	4
	Justin McMillian, SIU Edwardsville..	1	2	4
2002	Tony Bussard, Sonoma St.....	5	1	11
2003	Lars Pottgiessen, Truman.....	3	2	8
2004	Paul Hopkins, Tusculum.....	4	1	9
	Bobby McAlister, Seattle.....	4	1	9
2005	Lee Paul Scroggins, Lynn.....	7	1	15
2006	Felipe Lawall, West Fla.....	4	3	11
	Guy-Roland Kpene, Dowling.....	4	3	11

*Does not include first-round game against Baltimore.

All-Tournament Teams

MOP—Most Outstanding Player.

1975

Charles Meyers, Baltimore (MOP offensive)
Mike Wall, Baltimore (MOP defensive)

1976

Ian Reid, Loyola (Md.) (MOP offensive)
John Palmere, Loyola (Md.) (MOP defensive)

1988

Robin Chan, Florida Tech (MOP offensive)
Rick Iverson, Cal St. Northridge (MOP defensive)

1989

Archie Harlow, Southern N.H. (MOP offensive)
Mike Martin, Southern N.H. (MOP defensive)

1999

T.J. Delucia, Southern Conn. St. (MOP offensive)
Brad Greenwood, Fort Lewis (MOP defensive)

Luc Cisna, Fort Lewis
Chris Greer, Fort Lewis
Steve Berglund, Fort Lewis
Avi Scabini, Southern Conn. St.
Paul Oyuga, Southern Conn. St.
Assaf Dagai, Southern Conn. St.
Paul Brooks, Southern Conn. St.
Phil Elias, Charleston (W.V.)
Johan Nordin, Charleston (W.V.)
Greg Jehs, Barry
Alen Marcina, Barry

2000

Victor Guerrero, Cal St. Dom. Hills (MOP offensive)
Jacobi Goodfellow, Barry (MOP defensive)

Tony de Vocht, Cal St. Dom. Hills
Alex Bengard, Cal St. Dom. Hills
Garrett Estrin, Cal St. Dom. Hills
Alen Marcina, Barry
Greg Jehs, Barry
John Thompson, Lewis
Martin Strah, Lewis
Karl Nusschag, East Stroudsburg
Sean Stewart, East Stroudsburg

2001

Kareem Escayg, Tampa (MOP offensive)
 Luis Morales, Cal St. Dom. Hills (MOP defensive)
 Robbie Folbrycht, Tampa
 Marlon Rojas, Tampa
 Roy Fink, Tampa
 Scott White, Cal St. Dom. Hills
 Joe Cartlidge, Cal St. Dom. Hills
 Abdoul Karim Diallo, Dowling
 Leonard Doramodou, Dowling
 Justin McMillian, SIU Edwardsville
 David Mwendapole, SIU Edwardsville

2002

Tony Bussard, Sonoma St. (MOP offensive)
 Matt Bernard, Sonoma St. (MOP defensive)
 Brandon Boone, Sonoma St.
 Ryan Smith, Sonoma St.
 Mounir Tajjou, Southern N.H.
 Romelle Burgess, Southern N.H.
 Anthony Augustine, Southern N.H.
 Matt Kagan, Southern N.H.
 Oliver Woodward, Mercyhurst
 Dustin McNaughton, Mercyhurst
 Danny George, Central Ark.

2003

Andrew Hirst, Lynn (MOP offensive)
 Ross Lumsden, Lynn (MOP defensive)
 Mark Melling, Lynn
 Lee Paul Scroggins, Lynn
 Garthfield Whyte, Lynn
 Jesse Grigg, Cal St. Chico
 Dominik Jakubek, Cal St. Chico
 Kevin Kuiper, Cal St. Chico
 Dustin Tong, Cal St. Chico
 Sergne Babacar Mboup, Dowling
 Tony McCormick, Findlay

2004

Bobby McAlister, Seattle (MOP offensive)
 Santa Maria Rivera, Seattle (MOP defensive)
 Pat Doran, Seattle
 Jeremiah Doyle, Seattle
 Mike Banner, SIU Edwardsville
 John Matthews, SIU Edwardsville
 Kevin Thibodeau, SIU Edwardsville
 Chris Kenney, Dowling
 Sergne Babacar Mboup, Dowling
 Ali Erdal, UNC Pembroke
 Trond Myrland, UNC Pembroke

2005

John Cunliffe, Fort Lewis (MOP offensive)
 Bryan Eisenbraun, Fort Lewis (MOP defensive)

Cliff Wilmes, Fort Lewis
 Cole Sweetser, Fort Lewis
 Christopher Joyce, Franklin Pierce
 James Thorpe, Franklin Pierce
 Andre Elphic, Franklin Pierce
 Mike Zaegel, SIU Edwardsville
 Mike Banner, SIU Edwardsville
 Lee Porter, Lynn
 Chris Knox, Lynn

2006

Guy-Roland Kpene, Dowling (MOP offensive)
 Thomas Vaaland, Dowling (MOP defensive)
 Williams Grady, Dowling
 Morten Jensen, Dowling
 Carl Rydin, Dowling
 John Cunliffe, Fort Lewis
 Ryan Kerr, Fort Lewis
 Chase Mikkelsen, Fort Lewis
 Cliff Wilmes, Fort Lewis
 Leandro Pereira, Lincoln Memorial
 Felipe Lawall, West Fla.

Individual Records

GOALS, GAME

5—Nimrod Dreyfuss, Adelphi (9) vs. Wis.-Green Bay (1), 1975.

GOALS, TOURNAMENT

7—Lee Paul Scroggins, Lynn (3 vs. Central Ark., 1 vs. St. Leo, 2 vs. Lander, 1 vs. Fort Lewis), 2005.

GOALS, CAREER

9—Christopher Joyce, Franklin Pierce, 2003-04-05; John Cunliffe, Fort Lewis, 2004-05-06.

ASSISTS, GAME

4—Richard Sharpe, Florida Tech (5) vs. Seattle Pacific (5) (ot), 1993; Chris Knox, Lynn (7) vs. Central Ark. (1), 2005.

ASSISTS, TOURNAMENT

5—Michael Latty, Alabama A&M (2 vs. Florida Int'l, 1 vs. Loyola [Md.], 2 vs. Eastern Ill., 0 vs. Seattle Pacific), 1978; Chris Knox, Lynn (4 vs. Central Ark., 1 vs. St. Leo, 0 vs. Lander, 0 vs. Fort Lewis), 2005.

ASSISTS, CAREER

7—James Udemba, Alabama A&M, 1977-78; Vadim Tolstolutsky, Seattle Pacific, 1997-98.

POINTS, GAME

10—Nimrod Dreyfuss (5 goals), Adelphi (9) vs. Wis.-Green Bay (1), 1975.

POINTS, TOURNAMENT

15—Lee Paul Scroggins (7 goals, 1 assist; 3-0 vs. Central Ark., 1-0 vs. St. Leo, 2-0 vs. Lander, 1-1 vs. Fort Lewis), Lynn, 2005.

POINTS, CAREER

23—John Cunliffe (9 goals, 5 assists), Fort Lewis, 2004-05-06.

SAVES, GAME

20—Steve Zerhusen, UMBC (1) vs. Florida Int'l (2), 1977; Steve Martin, Cal St. Dom. Hills (0) vs. Mo.-St. Louis (2), 1982.

LOWEST GOALS-AGAINST AVERAGE, TOURNAMENT (Min. 3 Games)

0.00—Sylvester Onwuekwe, Alabama A&M (vs. Florida Int'l, Seattle Pacific and Eastern Ill.), 1979; Tom Graham, Tampa (vs. Rollins, Mo.-St. Louis and Cal St. La.), 1981.

LOWEST GOALS-AGAINST AVERAGE, CAREER (Min. 5 Games)

0.27—Sylvester Onwuekwe, Alabama A&M, 1977-78-79.

Team Records

GOALS, GAME

10—Florida Int'l vs. Lock Haven (1), 1984.

GOALS, TWO TEAMS, GAME

11—Florida Int'l (10) vs. Lock Haven (1), 1984; East Stroudsburg (6) vs. West Va. Wesleyan (5), 1997.

SHOTS, GAME

46—Loyola (Md.) (1) vs. Rollins (0), 1976.

CORNER KICKS, GAME

19—Seattle Pacific (5) vs. Mo.-St. Louis (2), 1983; Seattle Pacific (0) vs. Florida Int'l (1), 1984.

FOULS, GAME

58—Eastern Ill. (0) vs. Wis.-Green Bay (1) (4 ot), 1977.

GOALS PER GAME, TOURNAMENT (Min. 2 Games)

5.50—Lynn (22 goals in 4 games), 2005.

LOWEST GOALS-AGAINST AVERAGE, TOURNAMENT (Min. 3 Games)

0.00—Alabama A&M, 3 games, 1979; Tampa, 3 games, 1981.

Won-Lost-Tied Records in Tournament Play

[Note: No third-place game was played in 1972 and beginning again in 1982; semifinal losers are credited with a third-place finish in those years.]

Team (Years Participated)	Yrs.	Won	Lost	Tied	Pct.	1st	2nd	3rd	4th
Adelphi (1972-73-74-75).....	4	11	3	0	.786	1	0	2	0
Akron (1972).....	1	1	1	0	.500	0	0	0	0
Alabama A&M (1977-78-79).....	3	10	1	0	.909	2	1	0	0
Ala.-Huntsville (1997).....	1	0	1	0	.000	0	0	0	0
Albany (N.Y.) (1973).....	1	0	1	0	.000	0	0	0	0
Ashland (2001-03).....	2	1	1	1	.500	0	0	0	0
Babson (1973-74).....	2	1	2	0	.333	0	0	0	0
Baltimore (1972-73-74-75-76).....	5	10	5	0	.667	1	0	1	1
Barry (1985-98-99-2000-02-03).....	6	5	6	0	.455	0	1	1	0
Bentley (1975).....	1	0	1	0	.000	0	0	0	0
Bloomsburg (1978).....	1	0	1	0	.000	0	0	0	0
Bridgeport (1972-82-84-86-88-90-91).....	7	3	7	0	.300	0	0	1	0
Brockport St. (1972).....	1	0	1	0	.000	0	0	0	0
C.W. Post (1976-87-93-94-2006).....	5	2	4	1	.357	0	0	0	0
UC Davis (1973-75-76-77-99).....	5	2	5	0	.286	0	0	0	0
UC Riverside (1974-75).....	2	0	2	0	.000	0	0	0	0
UC San Diego (2003).....	1	0	1	0	.000	0	0	0	0
Cal Poly Pomona (1998).....	1	0	1	0	.000	0	0	0	0
Cal Poly* (1987-89-93).....	3	0	3	0	.000	0	0	1	0
Cal St. Bakersfield (1990-94-95-96-97-2001-04).....	7	5	5	2	.500	1	0	1	0
Cal St. Chico (1972-76-77-78-80-81-86-92-2003).....	9	12	9	0	.571	0	1	3	0
Cal St. Dom. Hills (1982-2000-01-02-03-04-05-06).....	8	8	6	1	.567	1	1	0	0
Cal St. East Bay (1974-75-76-82-83-84-88-89).....	8	3	8	0	.273	0	0	1	0
Cal St. Fullerton (1972-73-74).....	3	5	3	0	.625	0	1	0	0

Team (Years Participated)	Yrs.	Won	Lost	Tied	Pct.	1st	2nd	3rd	4th
Cal St. L.A. (1981-92-94-2006)	4	4	3	1	.563	0	1	0	0
Cal St. Northridge (1984-85-86-87-88-89)	6	7	6	0	.538	0	2	0	0
Cal St. San B'dino (1991)	1	0	1	0	.000	0	0	0	0
California (Pa.) (2004)	1	0	1	0	.000	0	0	0	0
Carson-Newman (2003-04-05-06)	4	0	4	3	.214	0	0	0	0
Catawba (2004-05-06)	3	1	2	1	.375	0	0	0	0
Central Ark. (2002-04-05)	3	3	3	0	.500	0	0	1	0
UCF (1982-83)	2	0	2	0	.000	0	0	0	0
Chapman (1978-79-85)	3	0	3	0	.000	0	0	0	0
Charleston (W.V.) (1999)	1	2	1	0	.667	0	0	1	0
Cheyney (1982)	1	0	1	0	.000	0	0	0	0
Christian Bros. (2000)	1	0	1	0	.000	0	0	0	0
Clayton St. (2000-01-04-05)	4	0	3	2	.200	0	0	0	0
Colorado Mines (2005)	1	0	1	1	.250	0	0	0	0
Davis & Elkins (1983-84-85-86)	4	3	4	0	.429	0	0	2	0
Dist. Columbia (1974-2002)	2	3	2	0	.600	0	0	1	0
Dominican (N.Y.) (2005-06)	2	0	2	0	.000	0	0	0	0
Dowling (1996-97-98-2000-01-03-04-05-06)	9	11	6	3	.625	1	0	2	0
East Stroudsburg (1972-73-74-85-86-87-89-94-95-97-98-99-2000-01-02-03-06)	17	8	17	1	.327	0	0	1	0
Eastern Ill. (1972-73-74-75-77-78-79-80)	8	10	9	0	.526	0	1	1	1
Elizabethtown (1973)	1	1	1	0	.500	0	0	0	0
Findlay (2003)	1	1	1	2	.500	0	0	1	0
Florida Int'l (1977-78-79-80-82-83-84-85)	8	14	6	0	.700	2	2	0	0
Florida Tech (1987-88-89-90-91-92-93-94)	8	10	5	1	.656	2	0	2	0
Fort Lewis (1997-98-99-2001-04-05-06)	7	10	6	2	.611	1	2	0	0
Francis Marion (2000)	1	0	1	1	.250	0	0	0	0
Franklin Pierce (1991-92-93-94-95-96-97-98-2003-04-05-06)	12	7	12	2	.381	0	1	1	0
Gannon (1984-85-86-88-89-90-93)	7	5	7	0	.417	0	0	3	0
Grand Canyon (1992-95-96-98)	4	5	3	0	.625	1	0	0	0
Hartford (1972-73-76-77-78-80-81)	7	0	7	0	.000	0	0	0	0
Hartwick (1972)	1	1	1	0	.500	0	0	0	0
Ill.-Chicago (1974)	1	0	1	0	.000	0	0	0	0
Incarnate Word (2002-03-04-05-06)	5	1	4	1	.250	0	0	0	0
IPFW (1999)	1	1	1	0	.500	0	0	0	0
James Madison (1972)	1	0	1	0	.000	0	0	0	0
Keene St. (1983-85-91)	3	1	3	0	.250	0	0	0	0
Lander (1996-2001-05-06)	4	2	3	2	.429	0	0	0	0
Le Moyne (1975-77-2005)	3	1	3	0	.250	0	0	0	0
Lenoir-Rhyne (2006)	1	1	0	1	.750	0	0	0	0
Lewis (2000-01-02-04)	4	2	3	1	.417	0	0	1	0
Limestone (2006)	1	0	1	1	.250	0	0	0	0
Lincoln Memorial (2006)	1	2	1	1	.625	0	0	1	0
Lock Haven (1973-80-81-83-84-86-87-88-92-2004-06)	11	8	10	0	.444	1	0	0	0
Loyola (Md.) (1972-73-74-75-76-77-78)	7	7	6	0	.538	1	0	0	0
Lynn (1996-97-98-99-2001-03-05-06)	8	13	7	0	.650	1	1	2	0
MacMurray (1973)	1	0	1	0	.000	0	0	0	0
Marist (1978-80)	2	0	2	0	.000	0	0	0	0
UMBC (1977)	1	0	1	0	.000	0	0	0	0
Mass.-Lowell (2003-04)	2	2	2	0	.500	0	0	0	0
Merchant Marine (1973)	1	0	1	0	.000	0	0	0	0
Mercy (1979-89)	2	1	2	0	.333	0	0	0	0
Mercyhurst (1995-96-98-2000-01-02-03-06)	8	6	7	1	.464	0	0	3	0
Metro St. (2000-06)	2	0	2	0	.000	0	0	0	0
Midwestern St. (2002-03-06)	3	4	2	1	.643	0	0	0	0
Mo.-St. Louis (1972-73-74-75-76-77-78-79-80-81-82-83-84-85-87-88-91)	17	17	18	0	.486	1	0	3	2
Montclair St. (1972)	1	0	1	0	.000	0	0	0	0
Montevallo (2004-06)	2	0	1	1	.250	0	0	0	0
Muhlenberg (1972-73)	2	1	2	0	.333	0	0	0	0
New Haven (1972-75-76-77-78-81-83-84)	8	11	8	0	.579	0	1	2	0
NYIT (1985-2003-05)	3	3	2	2	.571	0	0	1	0
UNC Greensboro (1989-90)	2	2	2	0	.500	0	1	0	0
UNC Pembroke (2003-04-05)	3	2	1	2	.600	0	0	1	0
Northeastern St. (2003-04)	2	0	2	0	.000	0	0	0	0
Northern Ky. (2006)	1	2	1	0	.667	0	0	0	0
Oakland (1976-82-83-84-86-87-88-89-90-91-92-93-94-96)	14	17	13	1	.565	0	3	4	0
Old Dominion (1975)	1	1	1	0	.500	0	0	0	0
Oneonta St. (1972)	1	4	1	0	.800	0	1	0	0
Philadelphia U. (1972)	1	0	1	0	.000	0	0	0	0
Presbyterian (1995)	1	0	1	0	.000	0	0	0	0
Queens (N.C.) (1999-2002-04-06)	4	2	3	2	.429	0	0	0	0
Quincy (1998)	1	0	1	0	.000	0	0	0	0
Randolph-Macon (1975-76)	2	0	2	0	.000	0	0	0	0
Rockhurst (2002-03-05)	3	1	2	1	.375	0	0	0	0
Rollins (1973-76-78-79-81-82-2003-04-06)	9	3	9	0	.250	0	0	0	0
St. Anselm (2000-01)	2	0	2	0	.000	0	0	0	0
St. Edward's (1999)	1	0	0	1	.500	0	0	0	0
St. Leo (2005)	1	0	1	0	.000	0	0	0	0
San Fran. St. (1972-77-78)	3	2	3	0	.400	0	0	0	0
Seattle (2004-06)	2	5	1	1	.786	1	0	0	0
Seattle Pacific (1972-73-74-75-76-77-78-79-80-81-83-84-85-86-87-88-90-91-92-93-94-95-96-97-98-99-2000-05-06)	29	40	22	4	.636	5	5	4	0
Slippery Rock (2005)	1	0	1	0	.000	0	0	0	0
Sonoma St. (1990-91-93-2002-05)	5	7	4	2	.615	1	1	0	0

Team (Years Participated)

Team (Years Participated)	Yrs.	Won	Lost	Tied	Pct.	1st	2nd	3rd	4th
S.C. Upstate (1991-92-93-94-95-97-98-2002-03-06)	10	9	8	2	.526	0	2	0	0
South Fla. (1972)	1	1	1	0	.500	0	0	0	0
Southampton (1999)	1	1	1	0	.500	0	0	0	0
Southern Conn. St. (1976-77-78-79-80-81-82-83-85-86-87-88-89-90-92-93-94-95-96-97-98-99-2001-02-03-04-06)	27	43	22	4	.652	6	2	6	3
SIU Edwardsville (1972-97-2001-03-04-05-06)	7	11	6	2	.652	1	1	2	0
Southern Ind. (1982)	1	0	1	0	.000	0	0	0	0
Southern N.H. (1986-87-88-89-90-92-95-97-98-99-2000-02-06)	13	10	12	0	.455	1	1	0	0
Springfield (1972-73-74)	3	5	3	0	.625	0	0	0	0
Tampa (1980-81-82-83-84-86-87-88-89-90-91-92-93-94-95-96-97-2001)	18	21	15	1	.581	3	2	1	0
Truman (1990-93-95-97-98-99-2003-05)	8	5	7	1	.423	0	0	1	0
Tusculum (2004-05)	2	2	2	0	.500	0	0	0	0
Washington-St. Louis (1973)	1	0	1	0	.000	0	0	0	0
West Chester (2002)	1	0	1	0	.000	0	0	0	0
West Fla. (1998-2006)	2	2	1	2	.600	0	0	1	0
West Tex. A&M (1997-2000-01)	3	2	3	0	.400	0	0	0	0
West Va. Wesleyan (1996-97-99)	3	0	3	0	.000	0	0	0	0
Western Ill. (1973-74-75-76-77-79)	6	2	6	0	.250	0	0	0	0
Westfield St. (1973)	1	0	1	0	.000	0	0	0	0
Westmont (1973)	1	1	1	0	.500	0	0	0	0
Wheeler Jesuit (2000)	1	1	1	0	.500	0	0	0	0
Wingate (1999)	1	0	1	0	.000	0	0	0	0
Wis.-Green Bay (1975-76-77-78)	4	4	6	0	.400	0	0	0	2
Wis.-Parkside (1994-2000-06)	4	0	4	1	.100	0	0	0	0
WPI (1974)	1	0	1	0	.000	0	0	0	0

*Participation in the tournament vacated: Binghamton 1973; Cal Poly 1991.

All-Time Results

1972 First Round: Bridgeport 1, New Haven 0; Springfield 2, Hartford 1 (2 ot); Hartwick 2, Brockport St. 1 (2 ot); Oneonta St. 6, Adelphi 0; East Stroudsburg 2, Montclair St. 1 (ot); Muhlenberg 5, Philadelphia U. 4; South Fla. 1, James Madison 0 (ot); Baltimore 7, Loyola (Md.) 1. **Second Round:** Springfield 1, Bridgeport 0; Oneonta St. 3, Hartwick 0; Cal St. Fullerton 6, San Fran. St. 1; Cal St. Chico 3, Seattle Pacific 2; SIU Edwardsville 3, Eastern Ill. 0; Akron 4, Mo.-St. Louis 2; East Stroudsburg 4, Muhlenberg 0; Baltimore 1, South Fla. 0. **Quarterfinals:** Oneonta St. 2, Springfield 1; Cal St. Chico 1, Cal St. Fullerton 0; SIU Edwardsville 3, Akron 2; Baltimore 3, East Stroudsburg 0. **Semifinals:** Oneonta St. 6, Cal St. Chico 0; SIU Edwardsville 4, Baltimore 1. **Championship:** SIU Edwardsville 1, Oneonta St. 0.

1973 First Round: Springfield 2, Westfield St. 0; Babson 2, Hartford 1 (ot); Adelphi 4, Merchant Marine 0; #Binghamton 2, Albany (N.Y.) 1 (2 ot); Baltimore 3, Washington-St. Louis 1; Loyola (Md.) 3, Rollins 0; East Stroudsburg 2, Lock Haven 0; Elizabethtown 4, Muhlenberg 1. **Second Round:** Springfield 4, Babson 0; Adelphi 3, #Binghamton 0; Mo.-St. Louis 3, Western Ill. 1; Eastern Ill. 2, MacMurray 0; Baltimore 6, Loyola (Md.) 1; East Stroudsburg 1, Elizabethtown 0 (2 ot); Cal St. Fullerton 3, UC Davis 1; Westmont 3, Seattle Pacific 1. **Quarterfinals:** Adelphi 1, Springfield 0; Mo.-St. Louis 2, Eastern Ill. 1; Baltimore 6, East Stroudsburg 3; Cal St. Fullerton 1, Westmont 0. **Semifinals:** Mo.-St. Louis 1, Adelphi 0; Cal St. Fullerton 1, Baltimore 0. **Third Place:** Adelphi 1, Baltimore 0. **Championship:** Mo.-St. Louis 3, Cal St. Fullerton 0. *#Binghamton's participation in 1973 tournament vacated.*

1974 First Round: Adelphi 3, Babson 0; Springfield 5, WPI 0; Loyola (Md.) 2, East Stroudsburg 0; Dist. Columbia 5, Baltimore 3; Eastern Ill. 2, Ill.-Chicago 0; Western Ill. 2, Mo.-St. Louis 1; Cal St. Fullerton 3, UC Riverside 1; Seattle Pacific 3, Cal St. East Bay 2. **Quarterfinals:** Adelphi 1, Springfield 0; Dist. Columbia 3, Loyola (Md.) 2; Eastern Ill. 2, Western Ill. 1; Seattle Pacific 2, Cal St. Fullerton 1. **Semifinals:** Adelphi 3, Dist. Columbia 0; Seattle Pacific 3, Eastern Ill. 2 (4 ot). **Third Place:** Dist. Columbia 5, Eastern Ill. 3. **Championship:** Adelphi 3, Seattle Pacific 2.

1975 First Round: Adelphi 2, Bentley 1; Le Moyne 3, New Haven 0; Cal St. East Bay 4, UC Riverside 0; Seattle Pacific 2, UC Davis 1; Wis.-Green Bay 3, Eastern Ill. 2 (ot); Mo.-St. Louis 1, Western Ill. 0; Baltimore 3, Randolph-Macon 0; Old Dominion 1, Loyola (Md.) 0. **Quarterfinals:** Adelphi 6, Le Moyne 0; Seattle Pacific 2, Cal St. East Bay 1; Wis.-Green Bay 2, Mo.-St. Louis 1; Baltimore 1, Old Dominion 0. **Semifinals:** Seattle Pacific 1, Adelphi 0; Baltimore 5, Wis.-Green Bay 2. **Third Place:** Adelphi 9, Wis.-Green Bay 1. **Championship:** Baltimore 3, Seattle Pacific 1.

1976 First Round: Southern Conn. St. 4, Hartford 1; New Haven 4, C.W. Post 0; Mo.-St. Louis 5, Oakland 1; Western Ill. 2, Wis.-Green Bay 0; UC Davis 1, Cal St. East Bay 0; Cal St.

Chico 3, Seattle Pacific 2 (4 ot); Loyola (Md.) 5, Randolph-Macon 2; Rollins 2, Baltimore 0. **Quarterfinals:** New Haven 1, Southern Conn. St. 0 (4 ot); Mo.-St. Louis 2, Western Ill. 1 (ot); Cal St. Chico 2, UC Davis 1 (2 ot); Loyola (Md.) 1, Rollins 0. **Semifinals:** New Haven 2, Mo.-St. Louis 1 (2 ot); Loyola (Md.) 3, Cal St. Chico 2. **Third Place:** Cal St. Chico 3, Mo.-St. Louis 2 (2 ot, penalty kicks). **Championship:** Loyola (Md.) 2, New Haven 0.

1977 First Round: New Haven 3, Hartford 0; Southern Conn. St. 3, Le Moyne 0; Alabama A&M 2, Loyola (Md.) 1 (ot); Florida Int'l 2, UMBC 1; Eastern Ill. 1, Mo.-St. Louis 0; Wis.-Green Bay 1, Western Ill. 0; San Fran. St. 2, Cal St. Chico 1 (3 ot); Seattle Pacific 2, UC Davis 1. **Quarterfinals:** New Haven 1, Southern Conn. St. 0; Alabama A&M 4, Florida Int'l 0; Wis.-Green Bay 1, Eastern Ill. 0 (4 ot, penalty kicks); Seattle Pacific 2, San Fran. St. 1. **Semifinals:** Alabama A&M 2, New Haven 0; Seattle Pacific 2, Wis.-Green Bay 1 (3 ot). **Third Place:** New Haven 3, Wis.-Green Bay 2 (2 ot, penalty kicks). **Championship:** Alabama A&M 2, Seattle Pacific 1.

1978 First Round: Southern Conn. St. 2, Marist 0; New Haven 3, Hartford 1; Seattle Pacific 2, Chapman 0; San Fran. St. 2, Cal St. Chico 1 (3 ot); Eastern Ill. 2, Wis.-Green Bay 1; Mo.-St. Louis 1, Bloomsburg 0; Alabama A&M 6, Florida Int'l 0; Loyola (Md.) 2, Rollins 1. **Quarterfinals:** Southern Conn. St. 3, New Haven 1; Seattle Pacific 2, San Fran. St. 1; Eastern Ill. 1, Mo.-St. Louis 0; Alabama A&M 4, Loyola (Md.) 0. **Semifinals:** Seattle Pacific 1, Southern Conn. St. 0 (3 ot); Alabama A&M 5, Eastern Ill. 0. **Third Place:** Eastern Ill. 2, Southern Conn. St. 1. **Championship:** Seattle Pacific 1, Alabama A&M 0 (3 ot).

1979 First Round: Eastern Ill. 3, Western Ill. 1; Florida Int'l 4, Rollins 1. **Quarterfinals:** Southern Conn. St. 2, Mercy 1; Eastern Ill. 3, Mo.-St. Louis 0; Seattle Pacific 3, Chapman 0; Alabama A&M 3, Florida Int'l 0. **Semifinals:** Eastern Ill. 1, Southern Conn. St. 0; Alabama A&M 1, Seattle Pacific 0 (ot). **Third Place:** Seattle Pacific 1, Southern Conn. St. 0 (2 ot). **Championship:** Alabama A&M 2, Eastern Ill. 0.

1980 First Round: Southern Conn. St. 4, Marist 1; Lock Haven 3, Eastern Ill. 1. **Quarterfinals:** Southern Conn. St. 2, Hartford 1 (2 ot); Florida Int'l 1, Tampa 0; Cal St. Chico 3, Seattle Pacific 2 (3 ot); Lock Haven 2, Mo.-St. Louis 1. **Semifinals:** Florida Int'l 3, Southern Conn. St. 1; Lock Haven 1, Cal St. Chico 0. **Third Place:** Cal St. Chico 2, Southern Conn. St. 1 (ot, penalty kicks). **Championship:** Lock Haven 1, Florida Int'l 0 (ot).

1981 First Round: Cal St. Chico 3, Seattle Pacific 2; New Haven 2, Hartford 1 (ot). **Second Round:** Mo.-St. Louis 1, Lock Haven 0; Tampa 1, Rollins 0; Cal St. L.A. 2, Cal St. Chico 1; Southern Conn. St. 1, New Haven 0. **Semifinals:** Tampa 2, Mo.-St. Louis 0; Cal St. L.A. 3, Southern Conn. St. 0. **Third Place:** Southern Conn. St. 3, Mo.-St. Louis 1. **Championship:** Tampa 1, Cal St. L.A. 0 (ot).

1982 First Round: Mo.-St. Louis 2, Cal St. East Bay 0; Oakland 2, Cheyney 0; Tampa 5, UCF 1; Florida Int'l 3, Rollins 2 (2 ot, penalty kicks). **Second Round:** Mo.-St. Louis 2, Cal St. Dom. Hills 0; Southern Conn. St. 4, Bridgeport 1; Oakland

1, Southern Ind. 0; Florida Int'l 4, Tampa 1. **Semifinals:** Southern Conn. St. 2, Mo.-St. Louis 1; Florida Int'l 3, Oakland 2 (ot). **Championship:** Florida Int'l 2, Southern Conn. St. 1.

1983 First Round: Mo.-St. Louis 1, Cal St. East Bay 0 (2 ot, penalty kicks); New Haven 2, Keene St. 1; Florida Int'l 4, UCF 1; Tampa 2, Davis & Elkins 1 (2 ot, penalty kicks). **Second Round:** Seattle Pacific 5, Mo.-St. Louis 2; Oakland 4, Lock Haven 1; Southern Conn. St. 1, New Haven 0; Tampa 3, Florida Int'l 2 (2 ot, penalty kicks). **Semifinals:** Seattle Pacific 1, Oakland 0; Tampa 2, Southern Conn. St. 1. **Championship:** Seattle Pacific 1, Tampa 0.

1984 First Round: New Haven 2, Bridgeport 1; Seattle Pacific 1, Oakland 0 (2 ot, penalty kicks); Cal St. Northridge 4, Cal St. East Bay 3; Lock Haven 2, Gannon 0. **Second Round:** New Haven 1, Tampa 0; Seattle Pacific 2, Davis & Elkins 1 (2 ot, penalty kicks); Mo.-St. Louis 2, Cal St. Northridge 1 (2 ot); Florida Int'l 10, Lock Haven 1. **Semifinals:** Florida Int'l 3, New Haven 2 (2 ot); Seattle Pacific 2, Mo.-St. Louis 1 (2 ot, penalty kicks). **Championship:** Florida Int'l 1, Seattle Pacific 0 (ot).

1985 First Round: NYIT 3, Keene St. 0; Mo.-St. Louis 2, Barry 0; Davis & Elkins 4, East Stroudsburg 0; Cal St. Northridge 3, Chapman 0. **Second Round:** NYIT 3, Southern Conn. St. 1; Florida Int'l 1, Mo.-St. Louis 0; Davis & Elkins 2, Gannon 1; Seattle Pacific 3, Cal St. Northridge 2. **Semifinals:** Florida Int'l 4, NYIT 1; Seattle Pacific 2, Davis & Elkins 1. **Championship:** Seattle Pacific 3, Florida Int'l 2.

1986 First Round: Southern Conn. St. 1, Southern N.H. 0; Seattle Pacific 1, Cal St. Chico 0 (2 ot, penalty kicks); Tampa 1, East Stroudsburg 0; Oakland 1, Lock Haven 0 (2 ot). **Second Round:** Bridgeport 2, Southern Conn. St. 0; Seattle Pacific 2, Cal St. Northridge 1; Davis & Elkins 3, Tampa 1; Oakland 2, Gannon 1. **Semifinals:** Seattle Pacific 2, Bridgeport 1; Oakland 1, Davis & Elkins 0. **Championship:** Seattle Pacific 4, Oakland 1.

1987 First Round: C.W. Post 1, Southern N.H. 0; Mo.-St. Louis 2, Oakland 1; Lock Haven 2, East Stroudsburg 1; Seattle Pacific 2, Cal Poly 1. **Second Round:** Southern Conn. St. 3, C.W. Post 2; Mo.-St. Louis 1, Lock Haven 0; Tampa 2, Florida Tech 1; Cal St. Northridge 1, Seattle Pacific 0. **Semifinals:** Southern Conn. St. 1, Mo.-St. Louis 0; Cal St. Northridge 3, Tampa 0. **Championship:** Southern Conn. St. 2, Cal St. Northridge 0.

1988 First Round: Southern Conn. St. 2, Bridgeport 0; Gannon 3, Tampa 1; Mo.-St. Louis 1, Lock Haven 0; Cal St. Northridge 2, Cal St. East Bay 1. **Second Round:** Southern Conn. St. 1, Southern N.H. 0; Florida Tech 1, Gannon 0; Oakland 3, Mo.-St. Louis 0; Cal St. Northridge 3, Seattle Pacific 2 (2 ot). **Semifinals:** Florida Tech 1, Southern Conn. St. 0; Cal St. Northridge 3, Oakland 1 (2 ot). **Championship:** Florida Tech 3, Cal St. Northridge 2.

1989 First Round: Mercy 3, Southern Conn. St. 2 (2 ot, penalty kicks); Cal St. East Bay 2, Cal Poly 1; Tampa 2, Florida Tech 0 (2 ot); Gannon 2, Oakland 1 (2 ot). **Second Round:** Southern N.H. 3, Mercy 2; Cal St. East Bay 4, Cal St.

Northridge 1; UNC Greensboro 2, Tampa 1; Gannon 1, East Stroudsburg 0. **Semifinals:** Southern N.H. 2, Cal St. East Bay 0; UNC Greensboro 4, Gannon 2. **Championship:** Southern N.H. 3, UNC Greensboro 1.

1990 First Round: Bridgeport 1, Southern N.H. 0; Oakland 2, Truman 1 (2 ot, penalty kicks); Florida Tech 1, Tampa 0; Sonoma St. 3, Cal St. Bakersfield 2 (2 ot). **Second Round:** Southern Conn. St. 2, Bridgeport 1 (2 ot); Gannon 2, Oakland 1; Florida Tech 2, UNC Greensboro 1; Seattle Pacific 1, Sonoma St. 0. **Semifinals:** Southern Conn. St. 1, Gannon 0; Seattle Pacific 2, Florida Tech 1. **Championship:** Southern Conn. St. 1, Seattle Pacific 0 (4 ot, penalty kicks).

1991 First Round: Sonoma St.* 2, Oakland 2 (4 ot); #Cal Poly 1, Cal St. San B'dino 0; Tampa 2, S.C. Upstate 1; Keene St. 2, Bridgeport 0. **Second Round:** Sonoma St. 3, Mo.-St. Louis 1; #Cal Poly* 3, Seattle Pacific 3 (4 ot); Florida Tech 2, Tampa 1; Franklin Pierce 2, Keene St. 1. **Semifinals:** Sonoma St.* 1, #Cal Poly 1 (2 ot); Florida Tech 2, Franklin Pierce 1. **Championship:** Florida Tech 5, Sonoma St. 1.

*Advanced on penalty kicks.

#Cal Poly's participation in 1991 tournament vacated.

1992 First Round: Florida Tech 4, S.C. Upstate 0; Oakland 3, Cal St. Chico 1; Southern N.H. 5, Franklin Pierce 4 (2 ot); Cal St. L.A. 3, Grand Canyon 2. **Second Round:** Tampa 2, Florida Tech 1 (2 ot); Oakland 2, Lock Haven 0; Southern Conn. St. 3, Southern N.H. 1 (2 ot); Seattle Pacific 1, Cal St. L.A. 0. **Semifinals:** Tampa 3, Oakland 1; Southern Conn. St.* 1, Seattle Pacific 1 (2 ot). **Championship:** Southern Conn. St. 1, Tampa 0.

*Advanced on penalty kicks.

1993 First Round: Sonoma St. 2, Cal Poly 0; S.C. Upstate 4, Tampa 0; Oakland 2, Truman 0; C.W. Post 4, Franklin Pierce 1. **Second Round:** Seattle Pacific 4, Sonoma St. 0; Florida Tech 3, S.C. Upstate 2 (2 ot); Gannon 3, Oakland 2 (2 ot); Southern Conn. St.* 1, C.W. Post 1 (4 ot). **Semifinals:** Seattle Pacific* 5, Florida Tech 5 (4 ot); Southern Conn. St. 2, Gannon 0. **Championship:** Seattle Pacific 1, Southern Conn. St. 0.

*Advanced on penalty kicks.

1994 First Round: Seattle Pacific 7, Cal St. L.A. 0; Oakland 2, East Stroudsburg 1 (2 ot); Franklin Pierce 5, C.W. Post 4 (3 ot); Tampa 3, Florida Tech 1 (2 ot). **Second Round:** Seattle Pacific* 2, Cal St. Bakersfield 2 (4 ot); Oakland 2, Wis.-Parkside 0; Southern Conn. St. 3, Franklin Pierce 1; Tampa 3, S.C. Upstate 0. **Semifinals:** Oakland 6, Seattle Pacific 4 (2 ot); Tampa* 0, Southern Conn. St. 0 (4 ot). **Championship:** Tampa 3, Oakland 0.

*Advanced on penalty kicks.

1995 First Round: S.C. Upstate 2, Presbyterian 0; Mercyhurst 2, East Stroudsburg 0; Southern Conn. St. 1, Southern N.H. 0; Grand Canyon 1, Seattle Pacific 0. **Second Round:** S.C. Upstate 1, Tampa 0; Mercyhurst 1, Truman 0; Southern Conn. St. 4, Franklin Pierce 3 (2 ot); Cal St. Bakersfield 5, Grand Canyon 1 (2 ot). **Semifinals:** S.C. Upstate 3, Mercyhurst 2 (3 ot); Southern Conn. St. 2, Cal St. Bakersfield 1 (3 ot). **Championship:** Southern Conn. St. 2, S.C. Upstate 0.

1996 First Round: Tampa 1, Lander 0; Seattle Pacific 2, Cal St. Bakersfield 0; Dowling 3, Franklin Pierce 2 (2 ot); Oakland 2, West Va. Wesleyan 0. **Second Round:** Lynn 5, Tampa 3; Grand Canyon 2, Seattle Pacific 1 (4 ot); Southern Conn. St. 3, Dowling 0; Oakland 1, Mercyhurst 0. **Semifinals:** Grand Canyon 1, Lynn 0; Oakland 1, Southern Conn. St. 0. **Championship:** Grand Canyon 3, Oakland 1.

1997 First Round: Truman 2, SIU Edwardsville 1; East Stroudsburg 6, West Va. Wesleyan 5 (2 ot); Cal St. Bakersfield 3, West Tex. A&M 2 (4 ot); Seattle Pacific 4, Fort Lewis 1; Lynn 1, Tampa 0 (3 ot); S.C. Upstate 3, Ala.-Huntsville 2 (2 ot); Southern Conn. St. 2, Dowling 1; Southern N.H. 2, Franklin Pierce 0. **Second Round:** Truman 1, East Stroudsburg 0; Cal St. Bakersfield 4, Seattle Pacific 3 (4 ot); Lynn 3, S.C. Upstate 1; Southern Conn. St. 1, Southern N.H. 0. **Semifinals:** Cal St. Bakersfield 2, Truman 0; Lynn 1, Southern Conn. St. 0. **Championship:** Cal St. Bakersfield 1, Lynn 0.

1998 First Round: Lynn 3, Barry 0; S.C. Upstate 3, West Fla. 1; Truman 3, Quincy 2 (2 ot); Mercyhurst 1, East Stroudsburg 0; Southern Conn. St. 4, Dowling 0; Southern N.H. 4, Franklin Pierce 1; Seattle Pacific 4, Fort Lewis 3; Grand Canyon 3, Cal Poly Pomona 1. **Quarterfinals:** S.C. Upstate 2, Lynn 1 (2 ot); Mercyhurst 1, Truman 0; Southern Conn. St. 4, Southern N.H. 2; Seattle Pacific 2, Grand Canyon 1 (3 ot). **Semifinals:** S.C. Upstate 2, Mercyhurst 0; Southern Conn. St. 3, Seattle Pacific 0. **Championship:** Southern Conn. St. 1, S.C. Upstate 0.

1999 First Round: Southern Conn. St. 2, Southern N.H. 0; Southampton 2, East Stroudsburg 1 (3 ot); IPFW 3, Truman 2 (ot); Charleston (W.V.) 3, West Va. Wesleyan 1; Barry 1, Lynn 0 (ot); Queens (N.C.) 2, Wingate 0; Fort Lewis* 1, St. Edward's 1 (4 ot); UC Davis 1, Seattle Pacific 0. **Quarterfinals:** Southern Conn. St. 3, Southampton 2 (4 ot); Charleston (W.V.) 5, IPFW 0; Barry 2, Queens (N.C.) 1; Fort Lewis 2, UC Davis 1. **Semifinals:** Southern Conn. St. 1, Charleston (W.V.) 0; Fort Lewis 2, Barry 0. **Championship:** Southern Conn. St. 2, Fort Lewis 1 (2 ot).

*Advanced on penalty kicks.

2000 First Round: Southern N.H. 1, St. Anselm 0; East Stroudsburg* 1, Dowling 1 (4 ot); Francis Marion* 1, Clayton St. 1 (4 ot); Barry 4, Christian Bros. 0; Lewis 1, Wis.-Parkside 0; Wheeling Jesuit 3, Mercyhurst 2; West Tex. A&M 1, Metro St. 0; Cal St. Dom. Hills 4, Seattle Pacific 0. **Quarterfinals:** East Stroudsburg 4, Southern N.H. 2; Barry 3, Francis Marion 0; Lewis 1, Wheeling Jesuit 0; Cal St. Dom. Hills 2, West Tex. A&M 0. **Semifinals:** Barry 2, East Stroudsburg 1; Cal St. Dom. Hills 1, Lewis 0. **Championship:** Cal St. Dom. Hills 2, Barry 1 (4 ot).

*Advanced on penalty kicks.

2001 First Round: West Tex. A&M 4, Fort Lewis 0; Cal St. Dom. Hills 1, Cal St. Bakersfield 0; Southern Conn. St. 1, St. Anselm 0; Dowling 2, East Stroudsburg 0; Tampa 2, Lynn 1; Lander 2, Clayton St. 1 (2 ot); SIU Edwardsville 2, Lewis 0; Ashland 2, Mercyhurst 1. **Quarterfinals:** Cal St. Dom. Hills 2, West Tex. A&M 0; Dowling 2, Southern Conn. St. 1 (3 ot); Tampa 2, Lander 1; SIU Edwardsville 1, Ashland 0. **Semifinals:** Cal St. Dom. Hills 1, Dowling 0 (ot); Tampa 2, SIU Edwardsville 1 (ot). **Championship:** Tampa 2, Cal St. Dom. Hills 1.

2002 First Round: Sonoma St. 3, Cal St. Dom. Hills 2 (2 ot); Midwestern St. 3, Incarnate Word 2; S.C. Upstate 1, Queens (N.C.) 0; Central Ark. 2, Barry 1 (2 ot); East Stroudsburg* 1, West Chester 1 (2 ot, pk); Southern N.H. 1, Southern Conn. St. 0; Mercyhurst 6, Dist. of Columbia 0; Rockhurst 2, Lewis 1. **Quarterfinals:** Sonoma St. 3, Midwestern St. 0; Central Ark. 3, S.C. Upstate 0; Southern N.H. 5, East Stroudsburg 3; Mercyhurst 2, Rockhurst 0. **Semifinals:** Sonoma St. 2, Central Ark. 1 (2 ot); Southern N.H. 2, Mercyhurst 1. **Championship:** Sonoma St. 4, Southern N.H. 3.

*Advanced on penalty kicks.

2003 First Round: SIU Edwardsville* 1, Rockhurst 1 (2 ot, pk); Findlay* 1, Ashland 1 (2 ot, pk); Cal St. Chico 2, UC San Diego

0; Midwestern St. 2, Northeastern St. 0; Carson-Newman* 1, UNC Pembroke 1 (2 ot, pk); Rollins 2, Barry 1; Mass.-Lowell 3, Franklin Pierce 0; East Stroudsburg 2, NYIT 1. **Second Round:** Truman 5, SIU Edwardsville 2; Findlay* 0, Mercyhurst 0 (2 ot, pk); Cal St. Chico 2, Cal St. Dom. Hills 1; Midwestern St. 1, Incarnate Word 0; Carson-Newman* 1, S.C. Upstate 1 (2 ot, pk); Lynn 2, Rollins 1; Mass.-Lowell 1, Southern Conn. St. 0; Dowling 2, East Stroudsburg 0. **Quarterfinals:** Findlay 2, Truman 1; Cal St. Chico 3, Midwestern St. 1; Lynn 3, Carson-Newman 0; Dowling 2, Mass.-Lowell 0. **Semifinals:** Cal St. Chico 2, Findlay 0; Lynn 3, Dowling 2. **Championship:** Lynn 2, Cal St. Chico 1.

*Advanced on penalty kicks.

2004 First Round: Wis.-Parkside* 0, Lewis 0 (2 ot, pk); Tusculum 5, Catawba 4 (ot); Rollins 1, Montevallo 0 (ot); Clayton St.* 0, Queens (N.C.) 0 (2 ot, pk); Cal St. Bakersfield* 0, Cal St. Dom. Hills 0 (2 ot, pk); Fort Lewis 2, Northeastern St. 1; Franklin Pierce 3, Mass.-Lowell 0; Lock Haven 2, California (Pa.) 1 (2 ot). **Second Round:** SIU Edwardsville 3, Wis.-Parkside 1; Tusculum 3, Carson-Newman 0; Central Ark. 2, Rollins 1; UNC Pembroke 2, Clayton St. 0; Seattle 3, Cal St. Bakersfield 0; Incarnate Word 2, Fort Lewis 0; Franklin Pierce* 2, Southern Conn. St. 2 (2 ot, pk); Dowling 4, Lock Haven 0. **Quarterfinals:** SIU Edwardsville 3, Tusculum 2; UNC Pembroke 1, Central Ark. 0; Seattle 1, Incarnate Word 0; Dowling 1, Franklin Pierce 0. **Semifinals:** SIU Edwardsville 4, UNC Pembroke 1; Seattle 2, Dowling 1 (ot). **Championship:** Seattle 2, SIU Edwardsville 1.

*Advanced on penalty kicks.

2005 First Round: Lander* 1, UNC Pembroke 1 (2 ot, pk); Lynn 7, Central Ark. 1; Seattle Pacific 2, Sonoma St. 0; Colorado Mines* 1, Incarnate Word 1 (2 ot, pk); Catawba 2, Tusculum 1; Truman 1, Rockhurst 0; Franklin Pierce 5, Le Moyne 0; NYIT 1, Slippery Rock 0. **Second Round:** Lander 1, Clayton St. 0; Lynn 3, St. Leo 1; Cal St. Dom. Hills 2, Seattle Pacific 1 (ot); Fort Lewis 1, Colorado Mines 0; Carson-Newman* 2, Catawba 2 (2 ot, pk); SIU Edwardsville* 0, Truman 0 (2 ot, pk); Franklin Pierce 1, Dominican (N.Y.) 0 (ot); NYIT* 2, Dowling 2 (2 ot, pk). **Quarterfinals:** Lynn 8, Lander 0; Fort Lewis 3, Cal St. Dom. Hills 2; SIU Edwardsville 1, Carson-Newman 0; Franklin Pierce* 1, NYIT 1 (2 ot, pk). **Semifinals:** Fort Lewis 6, Lynn 4; Franklin Pierce 1, SIU Edwardsville 0. **Championship:** Fort Lewis 3, Franklin Pierce 1.

*Advanced on penalty kicks.

2006 First Round: Lenoir-Rhyne 3, Catawba 2; Lincoln Memorial 1, Carson-Newman 0 (ot); SIU Edwardsville 6, Mercyhurst 1; Northern Ky. 4, Wis.-Parkside 0; Seattle 2, Cal St. Dom. Hills 1 (ot); Cal St. L.A. 2, Seattle Pacific 1; Fort Lewis 3, Metro St. 0; Midwestern St. 2, Incarnate Word 0; Queens (N.C.)* 0, Lander 0 (2 ot, pk); Limestone* 0, S.C. Upstate 0 (2 ot, pk); West Fla.* 2, Montevallo 2 (2 ot, pk); Lynn 3, Rollins 0; Franklin Pierce 1, Southern N.H. 0; Southern Conn. St. 2, Dominican (N.Y.) 1; Dowling 3, C.W. Post 0; Lock Haven 2, East Stroudsburg 1 (ot). **Second Round:** Lincoln Memorial* 1, Lenoir-Rhyne 1 (2 ot, pk); Northern Ky. 3, SIU Edwardsville 2 (ot); Seattle* 3, Cal St. L.A. 3 (2 ot, pk); Fort Lewis* 1, Midwestern St. 1 (2 ot, pk); Queens (N.C.) 2, Limestone 1; West Fla. 2, Lynn 1; Southern Conn. St. 2, Franklin Pierce 1; Dowling 4, Lock Haven 0. **Quarterfinals:** Lincoln Memorial 2, Northern Ky. 1; Fort Lewis 5, Seattle 2; West Fla. 2, Queens (N.C.) 0; Dowling 2, Southern Conn. St. 1 (ot). **Semifinals:** Fort Lewis 4, Lincoln Memorial 2; Dowling* 3, West Fla. 3 (2 ot, pk). **Championship:** Dowling 1, Fort Lewis 0.

*Advanced on penalty kicks.

Division III Men's Championship

2006 Results

FIRST ROUND

*Hobart 0, Elizabethtown 0 (2 ot, pk)
 Va. Wesleyan 5, Greensboro 0
 N.C. Wesleyan 1, Lynchburg 0 (ot)
 Gust. Adolphus 1, Loras 0
 Wartburg 2, North Park 1
 Wheaton (Ill.) 1, Washington-St. Louis 0
 Redlands 4, Fontbonne 0
 Denison 1, Bethany (W.V.) 0
 *Ohio Wesleyan 1, Hope 1 (2 ot, pk)
 Ohio Northern 2, Transylvania 0
 Dominican (Ill.) 6, Aurora 0
 *St. Norbert 0, Chicago 0 (2 ot, pk)
 Wesleyan (Conn.) 5, Baruch 0
 Trinity (Tex.) 2, Hardin-Simmons 1
 UC Santa Cruz 1, Puget Sound 0
 Nazareth 2, Geneseo St. 0
 *New York U. 1, Roger Williams 1 (2 ot, pk)
 St. Lawrence 2, Middlebury 1
 Rochester 1, Hamilton 0
 Chris. Newport 4, Chestnut Hill 0
 Amherst 3, Westfield St. 1
 Western New Eng. 2, Wheaton (Mass.) 1
 Messiah 2, DeSales 0
 Arcadia 3, Frank. & Marsh. 2 (ot)
 Keene St. 2, Lasell 0

SECOND ROUND

York (Pa.) 3, Hobart 0
 N.C. Wesleyan 1, Va. Wesleyan 0
 Wartburg 1, Gust. Adolphus 0
 Wheaton (Ill.) 4, Redlands 1
 Case Reserve 2, Denison 0
 Ohio Wesleyan 1, Ohio Northern 0
 Dominican (Ill.) 2, St. Norbert 0

Montclair St. 1, Wesleyan (Conn.) 0
 UC Santa Cruz 4, Trinity (Tex.) 0
 *Nazareth 2, Medaille 2 (2 ot, pk)
 New York U. 2, St. Lawrence 0
 Stevens Institute 5, Rochester 2
 Johns Hopkins 3, Chris. Newport 1
 Western New Eng. 1, Amherst 0
 Messiah 3, Arcadia 0
 Williams 4, Keene St. 0

SECTIONAL SEMIFINALS

York (Pa.) 1, N.C. Wesleyan 0
 Wheaton (Ill.) 2, Wartburg 1
 *Ohio Wesleyan 0, Case Reserve 0 (2 ot, pk)
 *Dominican (Ill.) 1, Montclair St. 1 (2 ot, pk)
 Nazareth 1, UC Santa Cruz 0
 *New York U. 1, Stevens Institute 1 (2 ot, pk)
 Johns Hopkins 3, Western New Eng. 0
 *Messiah 0, Williams 0 (2 ot, pk)

SECTIONAL FINALS

*Wheaton (Ill.) 0, York (Pa.) 0 (2 ot, pk)
 Ohio Wesleyan 2, Dominican (Ill.) 0
 New York U. 1, Nazareth 0
 Messiah 2, Johns Hopkins 1

*Advanced on penalty kicks.

SEMIFINALS

NOVEMBER 24 AT LAKE BUENA VISTA, FLA.

Wheaton (Ill.) 1, Ohio Wesleyan 0

Goals by period	1	2	Total
Ohio Wesleyan	0	0	0
Wheaton (Ill.)	1	0	1

SCORING SUMMARY

10:18 WC Joel DeLass (Ben Theimer)
Shots: Ohio Wesleyan 8, Wheaton (Ill.) 11.
Saves: Ohio Wesleyan 3 (Jamison Dague 3), Wheaton (Ill.) 1 (Ryan Souders 1).

Fouls: Ohio Wesleyan 13, Wheaton (Ill.) 12.

Corner Kicks: Ohio Wesleyan 6, Wheaton (Ill.) 6.

Attendance: 590.

Messiah 3, New York U. 0

Goals by period	1	2	Total
Messiah	1	2	3
New York U.	0	0	0

SCORING SUMMARY

32:36 M Dan Visser (Mike Rinker)
 51:34 M Eric Frey (Visser)
 88:33 M Dan Wagner (unassisted)
Shots: Messiah 15, New York U. 0.
Saves: Messiah 0, New York U. 7 (Chris Wright 6, Team 1).
Fouls: Messiah 12, New York U. 15.
Corner Kicks: Messiah 4, New York U. 1.
Attendance: 433.

CHAMPIONSHIP

NOVEMBER 25 AT LAKE BUENA VISTA, FLA.

Messiah 3, Wheaton (Ill.) 0

Goals by period	1	2	Total
Messiah	2	1	3
Wheaton (Ill.)	0	0	0

SCORING SUMMARY

23:06 M Josh Sanders (Dan Visser)
 37:22 M Brett Faro (Kai Kasiguran, Andre Burckhart)
 56:12 M Sanders (Tim Stello)
Shots: Messiah 16, Wheaton (Ill.) 15.
Saves: Messiah 1 (Dustin Shambach 1), Wheaton (Ill.) 6 (Ryan Souders 6).
Fouls: Messiah 12, Wheaton (Ill.) 14.
Corner Kicks: Messiah 8, Wheaton (Ill.) 2.
Attendance: 605.

History

Team Results

Year	Champion (Record)	Coach	Score	Runner-Up	Host or Site	Championship Game Attendance	Championship Total Attendance
1974	Brockport St. (12-2-2)	Walt Kopczuk	3-1	Swarthmore	Wheaton (Ill.)	100	—
1975	Babson (17-0-1)	Bob Hartwell	1-0	Brockport St.	Brockport St.	1,700	7,112
1976	Brandeis (15-2)	Mike Coven	2-1 (2 ot)	Brockport St.	Elizabethtown	2,000	6,286
1977	Lock Haven (14-4)	Michael Parker	1-0	Cortland St.	Babson	500	8,682
1978	Lock Haven (18-2)	Michael Parker	3-0	Washington-St. Louis	Babson	800	9,357
1979	Babson (13-2-4)	Bill Rogers	2-1	Rowan	TCNJ	1,500	8,092
1980	Babson (16-3-1)	Bill Rogers	1-0 (ot)	Scranton	Babson	3,000	11,917
1981	Rowan (19-1-2)	Dan Gilmore	2-1 (4 ot)	Scranton	Elizabethtown	1,100	8,970
1982	UNC Greensboro (19-3)	Mike Berticelli	2-1	Bethany (W.V.)	UNC Greensboro	1,200	10,916
1983	UNC Greensboro (23-1-1)	Mike Berticelli	3-2	Claremont-M-S	UNC Greensboro	1,500	14,326
1984	Wheaton (Ill.) (21-1-2)	Joe Bean	2-1 (3 ot)	Brandeis	Wheaton (Ill.)	3,000	15,687
1985	UNC Greensboro (20-5)	Michael Parker	5-0	Washington-St. Louis	Washington-St. Louis	2,688	16,802
1986	UNC Greensboro (18-5)	Michael Parker	2-0	UC San Diego	UNC Greensboro	3,942	14,095
1987	UNC Greensboro (17-7-1)	Michael Parker	6-1	Washington-St. Louis	UNC Greensboro	2,500	15,785
1988	UC San Diego (23-0-2)	Derek Armstrong	3-0	Rochester Inst.	Rochester Inst.	1,207	9,468
1989	Elizabethtown (23-2)	Skip Roderick	2-0	Greensboro	Elizabethtown	2,288	11,063
1990	Rowan (20-3-2)	Dan Gilmore	2-1 (4 ot, pk)	Ohio Wesleyan	Ohio Wesleyan	2,100	13,820
1991	UC San Diego (18-4-1)	Derek Armstrong	1-0	TCNJ	UC San Diego	1,550	13,080
1992	Kean (18-6-1)	Tony Ochrimenko	3-1	Ohio Wesleyan	Kean	1,100	12,951
1993	UC San Diego (20-2-2)	Derek Armstrong	1-0	Williams	Williams	1,797	14,787
1994	Bethany (W.V.) (15-5-4)	John Cunningham	1-0 (2 ot)	Johns Hopkins	TCNJ	747	16,614
1995	Williams (17-0-2)	Mike Russo	2-1	Methodist	Williams	1,951	23,217
1996	TCNJ (17-5-1)	George Nazario	2-1 (4 ot)	Kenyon	Kenyon	1,124	16,838
1997	Wheaton (Ill.) (24-0-1)	Joe Bean	3-0	TCNJ	Mary Washington	540	14,060
1998	Ohio Wesleyan (18-6)	Jay Martin	2-1 (2 ot)	Greensboro	Ohio Wesleyan	1,357	16,572
1999	St. Lawrence (22-0)	Bob Durocher	2-0	Wheaton (Ill.)	Wheaton (Ill.)	2,398	23,786
2000	Messiah (22-2-1)	Dave Brandt	2-0	Rowan	Rowan	1,525	15,370
2001	Richard Stockton (25-1-1)	Jeff Haines	3-2	Redlands	Messiah	2,644	18,902
2002	Messiah (23-2-1)	Dave Brandt	1-0	Otterbein	St. Lawrence	456	11,728
2003	Trinity (Tex.) (24-0-0)	Paul McGinlay	2-1	Drew	Drew	2,003	14,977
2004	Messiah (23-2)	Dave Brandt	4-0	UC Santa Cruz	Greensboro, N.C.	801	15,584
2005	Messiah (24-0)	Dave Brandt	1-0	Gust. Adolphus	Greensboro, N.C.	1,374	13,841
2006	Messiah (21-1-2)	Dave Brandt	3-0	Wheaton (Ill.)	Lake Buena Vista, Fla.	605	20,757

Tournament Scoring Leaders

Table with columns: Year, Player, School, G, A, P. Lists top scorers from 1974 to 2006, including Nelson Cupello, Joseph Olivere, Cleveland Lewis, and others.

All-Tournament Teams

MOP—Most Outstanding Player.

1975 Wilfrid Thibodeau, Babson (MOP offensive)

Jimmy Powers, Babson (MOP defensive)

1976 Cleveland Lewis, Brandeis (MOP offensive)
Arn Armstrong, Brockport St. (MOP defensive)

2005 Kai Kasiguran, Messiah (MOP)
Bryan Mohney, Messiah
Chris Classen, Messiah
Patrick Lenehan, Messiah
Jonathan Astray, Gust. Adolphus
Jordan Iblings, Gust. Adolphus
Bobby Kroog, Gust. Adolphus
Alex Deckert, Plattsburgh St.
Jason Sousa, Plattsburgh St.
Ali Seyedali, Whitworth
Jonathan Carlson, Whitworth

2006 Josh Sanders, Messiah (MOP offensive)
J.D. Binger, Messiah (MOP defensive)
Kai Kasiguran, Messiah
Dan Visser, Messiah
Carl Griffiths, Wheaton (Ill.)
Steve Rigby, Wheaton (Ill.)
Ben Theimer, Wheaton (Ill.)
Max Sachar, New York U.
Brandon Neal, New York U.
Tim Kelly, Ohio Wesleyan
Jeff Sullivan, Ohio Wesleyan

Individual Records

GOALS, GAME
4—Mike Donovan, Kenyon (7) vs. Wooster (4) (ot), 1990;
Duncan Edwards, Greensboro (6) vs. Hardin-Simmons
(1), 2001; Bill Whittington, Salisbury (4) vs. Richard
Stockton (2), 2004.

GOALS, TOURNAMENT
8—Brad Murray, Williams (2 vs. Plymouth St., 1 vs. Amherst,
3 vs. TCNJ, 1 vs. Muhlenberg, 1 vs. Methodist), 1995.

GOALS, CAREER
12—Brad Murray, Williams, 1993-95-96.

ASSISTS, GAME
4—Troy Edwards, Wheaton (Ill.) (4) vs. Benedictine (Ill.)
(1), 1993.

ASSISTS, TOURNAMENT
5—Robert Muller, Brandeis (1 vs. Mass.-Dartmouth, 3
vs. WPI, 1 vs. Elizabethtown, 0 vs. Brockport St.), 1976;
Thien Nguyen, UC San Diego (1 vs. Macalester, 2 vs.
Cal St. Stanislaus, 1 vs. Emory, 1 vs. Rochester Inst.),
1988; Scott Randall, Rochester Inst. (1 vs. Hobart, 2
vs. Plattsburgh St., 2 vs. Western Conn. St.), 1992;
Jamal Ballantyne, St. Lawrence (1 vs. Norwich, 1 vs.
Plattsburgh St., 1 vs. Messiah, 1 vs. Alma, 1 vs. Wheaton
[Ill.]), 1999.

ASSISTS, CAREER
8—Tony O'Connor, Rowan, 1978-79-80-81.

POINTS, GAME
9—Duncan Edwards, (4 goals, 1 assist), Greensboro (6) vs.
Hardin-Simmons (1), 2001.

POINTS, TOURNAMENT
16—Brad Murray (8 goals, 0 assists; 2-0 vs. Plymouth St.,
1-0 vs. Amherst, 3-0 vs. TCNJ, 1-0 vs. Muhlenberg, 1-0
vs. Methodist), Williams, 1995.

POINTS, CAREER
27—Andrew Mehalko (10 goals, 7 assists), UNC
Greensboro, 1983-84-85-86.

SAVES, GAME
23—Brad Sayer, St. Lawrence (1) vs. Clarkson (0) (2 ot),
1998.

LOWEST GOALS-AGAINST AVERAGE,
TOURNAMENT (Min. 3 Games)
0.00—Marcus Voss, Hope (vs. Dominican [Ill.], Wis.-
Oshkosh, Wheaton [Ill.]), 2002; Dustin Shambach,
Messiah (vs. Westminster [Pa.], Allegheny, Wartburg,
Salisbury, UC Santa Cruz), 2004; Kyle Marks, York (Pa.)
(vs. Hobart, N.C. Wesleyan, Wheaton [Ill.]), 2006.

LOWEST GOALS-AGAINST AVERAGE, CAREER
(Min. 5 Games)
0.11—Dustin Shambach, Messiah, 2003-04-05-06
(1,629:34 minutes, 2 goals).

Team Records

GOALS, GAME
10—Westfield St. vs. Coast Guard (1), 1974.

GOALS, TWO TEAMS, GAME
11—Westfield St. (10) vs. Coast Guard (1), 1974; Brandeis
(6) vs. WPI (5) (ot), 1976; Kenyon (7) vs. Wooster (4) (ot),
1990; Johns Hopkins (6) vs. Bethany (W.V.) (5), 1998.

SHOTS, GAME
45—Brockport St. (3) vs. Swarthmore (2), 1974.

CORNER KICKS, GAME
22—Messiah (2) vs. DeSales (0), 2006.

FOULS, GAME
73—Babson (0) vs. Cortland St. (1) (4 ot), 1977.

GOALS PER GAME, TOURNAMENT
(Min. 2 Games)
4.00—Westfield St. (16 goals in 4 games), 1974.

LOWEST GOALS-AGAINST AVERAGE,
TOURNAMENT (Min. 3 Games)
0.00—Hope, 3 games, 2002; Messiah, 5 games, 2004; York
(Pa.), 3 games, 2006.

Won-Lost-Tied Records in Tournament Play

(Note: Beginning in 1982, no third-place game was played. Semifinal losers are credited with a third-place finish.)

Table with columns: Team (Years Participated), Yrs., Won, Lost, Tied, Pct., 1st, 2nd, 3rd, 4th. Lists records for teams like Albany, Alfred, Allegheny, Alma, Amherst, Arcadia, Aurora, Averett, Babson, Baruch, Benedictine, Bethany, Binghamton, Bowdoin, Brandeis, Bridgewater St., Brockport St., Brooklyn, Buffalo St., and Cabrini.

Team (Years Participated)	Yrs.	Won	Lost	Tied	Pct.	1st	2nd	3rd	4th
UC San Diego (1983-84-85-86-87-88-89-90-91-92-93-94-95-96-97-99)	15	26	10	4	.700	3	1	1	0
UC Santa Cruz (2000-01-03-04-05-06)	6	7	6	1	.536	0	1	0	0
Cal Lutheran (1991-92-97-98)	4	2	4	1	.357	0	0	0	0
Cal St. San B'dino (1987-90)	2	3	2	0	.600	0	0	1	0
Cal St. Stanislaus (1988)	1	1	1	0	.500	0	0	0	0
Calvin (1980-81-87-91-2004-05)	6	5	5	1	.500	0	0	0	0
Carnegie Mellon (1994-2000-01-02-03-04-05)	7	1	5	2	.250	0	0	0	0
Case Reserve (2006)	1	1	0	1	.750	0	0	0	0
Castleton (2004)	1	0	1	0	.000	0	0	0	0
Centre (1997-98-99)	3	1	3	0	.250	0	0	0	0
Chapman (1995-97-98-99)	4	3	4	1	.438	0	0	1	0
Chestnut Hill (2006)	1	0	1	0	.000	0	0	0	0
Chicago (1996-2001-05-06)	4	3	2	3	.536	0	0	1	0
Chris. Newport (1986-2000-06)	3	3	3	0	.500	0	0	0	0
CCNY (2003-05)	2	0	2	0	.000	0	0	0	0
Claremont-M-S (1982-83-84-85-86-88-89-92-93-94-97-99-2000)	13	9	13	0	.409	0	1	0	0
Clark (Mass.) (1983-85-86-87)	4	2	4	0	.333	0	0	0	0
Clarkson (1980-88-93-98)	4	3	4	1	.438	0	0	1	0
Coast Guard (1974-81)	2	0	2	0	.000	0	0	0	0
Colorado Col. (1981-82-83-84-85-89-92-93-94-95-97-99-2001-02-04)	15	7	15	0	.318	0	0	1	0
Concordia (Wis.) (2002-03)	2	2	2	0	.500	0	0	0	0
Concordia-M'head (1996)	1	0	1	1	.250	0	0	0	0
Connecticut Col. (1995)	1	0	1	0	.000	0	0	0	0
Cortland St. (1976-77-78-79-81-82-83-90-91-92-93-2001-02-03)	14	17	13	2	.563	0	1	2	0
Denison (1974-78-79-81-82-83-2003-06)	8	2	8	0	.200	0	0	0	0
DePauw (1977-80-87-89-93-94-98-2000)	8	1	8	0	.111	0	0	0	0
DeSales (2005-06)	2	0	2	0	.000	0	0	0	0
Dominican (Ill.) (2002-03-04-05-06)	5	4	5	2	.455	0	0	0	0
Drew (1976-83-85-98-99-2000-01-02-03-04)	10	6	10	1	.382	0	1	0	0
Earlham (1998)	1	0	1	0	.000	0	0	0	0
Eastern (1997-2003-05)	3	0	3	0	.000	0	0	0	0
East. Mennonite (1998)	1	1	1	0	.500	0	0	0	0
Eckerd (1974)	1	0	1	0	.000	0	0	0	0
Edgewood (1999-2004-05)	3	0	3	0	.000	0	0	0	0
Elizabethtown (1975-76-77-78-80-81-82-83-84-85-86-87-88-89-90-91-92-93-94-95-96-99-2004-06)	24	23	20	3	.533	1	0	1	0
Emory (1984-85-88-89-91-96-97-98-2003-05)	10	2	10	0	.167	0	0	0	0
Fitchburg St. (1987-88)	2	0	2	0	.000	0	0	0	0
Fontbonne (1991-92-2003-04-06)	5	2	4	1	.357	0	0	0	0
Framingham St. (1974)	1	1	1	0	.500	0	0	0	0
Frank. & Marsh. (1981-2006)	2	1	2	0	.333	0	0	0	0
Fredonia St. (1984-85-86-87-95-96-97-2005)	8	9	8	1	.528	0	0	2	0
Frostburg St. (1981-83-2000)	3	2	3	0	.400	0	0	0	0
Geneseo St. (2004-06)	2	4	2	0	.667	0	0	1	0
Gettysburg (1992-93-95-97-98-99-2001)	7	3	7	0	.300	0	0	0	0
Gordon (2003)	1	0	0	1	.500	0	0	0	0
Greensboro (1989-92-94-95-96-97-98-99-2000-01-02-03-05-06)	14	16	13	1	.550	0	2	0	0
Grove City (1976-80)	2	1	2	0	.333	0	0	0	0
Gust. Adolphus (1993-94-2000-03-04-05-06)	7	8	5	5	.583	0	1	0	0
Hamilton (2000-04-06)	3	1	3	1	.300	0	0	0	0
Hardin-Simmons (2000-01-05-06)	4	0	4	0	.000	0	0	0	0
Haverford (1976-77-80)	3	1	3	0	.250	0	0	0	0
Hiram (1995)	1	1	1	0	.500	0	0	0	0
Hobart (1992-2006)	2	0	1	2	.333	0	0	0	0
Hope (1982-83-94-95-96-97-2002-03-05-06)	10	5	8	3	.406	0	0	0	0
Hunter (1999)	1	1	1	0	.500	0	0	0	0
Ithaca (1979-80-85-87-89-90-91-95-96-97-99-2002)	12	9	11	3	.457	0	0	1	0
John Carroll (2000-01-03-05)	4	3	4	0	.429	0	0	0	0
Johns Hopkins (1975-86-94-96-97-98-2000-02-04-06)	10	10	11	2	.478	0	1	0	1
Johnson & Wales (R.I.) (2002-03-05)	3	0	3	0	.000	0	0	0	0
Kalamazoo (1985-86-88-90-2000-01)	6	2	6	0	.250	0	0	0	0
Kean (1980-82-83-84-87-88-90-91-92-93-94-97-98-2001)	14	11	13	2	.462	1	0	1	0
Keene St. (1997-98-99-2001-02-04-05-06)	8	3	8	0	.273	0	0	0	0
Kenyon (1990-91-92-93-94-95-96-97)	8	9	8	0	.529	0	1	1	0
Lake Forest (1975-80)	2	0	2	0	.000	0	0	0	0
La Verne (1987)	1	0	1	0	.000	0	0	0	0
Lasell (2003-06)	2	0	2	0	.000	0	0	0	0
Linfield (2000-02-03)	3	3	3	0	.500	0	0	1	0
Lock Haven (1974-75-77-78-79)	5	11	4	0	.733	2	0	0	1
Loras (2005-06)	2	2	2	0	.500	0	0	0	0
Luther (1996-98-99-2001-02)	5	5	5	0	.500	0	0	0	0
Lynchburg (1974-75-76-78-79-80-82-2006)	8	0	8	0	.000	0	0	0	0
Macalester (1988-90-96-97-98-99-2001-02-05)	9	7	6	3	.531	0	0	0	0
MacMurray (1974-75-76-77-79-80-81-82-90-91-92)	11	10	13	0	.435	0	0	0	2
Manhattanville (1999)	1	0	1	0	.000	0	0	0	0
Marian (Wis.) (2000-01-02)	3	1	2	1	.375	0	0	0	0
Mary Washington (1985-87-88-89-90-93-96-97-2001)	9	6	9	0	.400	0	0	1	0
Maryville (Tenn.) (1995-96-2005)	3	1	3	1	.300	0	0	0	0
Mass.-Dartmouth (1976-77)	2	0	2	0	.000	0	0	0	0
Mass. Liberal Arts (1975-77-78-79-86-91-92)	7	3	8	0	.273	0	0	0	1
MIT (2003)	1	2	1	0	.667	0	0	0	0
Medaille (2005-06)	2	0	1	1	.250	0	0	0	0
Medgar Evers (2002)	1	0	1	0	.000	0	0	0	0
Merchant Marine (2000-02)	2	3	2	0	.600	0	0	0	0
Messiah (1982-83-86-88-91-92-93-95-97-98-99-2000-01-02-03-04-05-06)	18	43	11	3	.781	5	0	3	0

MEN'S CHAMPIONSHIP RECORDS

Team (Years Participated)	Yrs.	Won	Lost	Tied	Pct.	1st	2nd	3rd	4th
Methodist (1990-91-92-93-94-95)	6	8	6	0	.571	0	1	0	0
Middlebury (1994-95-96-97-98-2000-06)	7	2	5	3	.350	0	0	0	0
Misericordia (2000)	1	0	1	0	.000	0	0	0	0
Monmouth (Ill.) (2001)	1	0	1	0	.000	0	0	0	0
Montclair St. (1989-90-91-92-96-98-2006)	7	2	6	1	.278	0	0	0	0
Moravian (1982)	1	0	1	0	.000	0	0	0	0
Mount Ida (2005)	1	0	1	0	.000	0	0	0	0
Mount Union (1974-83)	2	1	2	0	.333	0	0	0	0
Muhlenberg (1989-90-91-92-94-95-96-97-2003-05)	10	5	9	3	.382	0	0	1	0
Nazareth (2005-06)	2	2	2	1	.500	0	0	0	0
Neb. Wesleyan (2000-01-02)	3	2	3	0	.400	0	0	0	0
TCNJ (1974-77-81-84-89-90-91-92-93-94-95-96-97-2005)	14	20	12	3	.614	1	2	1	0
New Jersey City (2005)	1	1	1	1	.500	0	0	0	0
NJIT (1974-75-77)	3	1	3	0	.250	0	0	0	0
New York U. (2006)	1	2	1	2	.600	0	0	1	0
UNC Greensboro (1981-82-83-84-85-86-87)	7	26	2	0	.929	5	0	0	0
N.C. Wesleyan (1984-87-88-2004-06)	5	3	5	0	.375	0	0	0	0
North Park (2005-06)	2	0	2	0	.000	0	0	0	0
Norwich (1999-2000-01)	3	2	3	0	.400	0	0	0	0
Ohio Northern (2006)	1	1	1	0	.500	0	0	0	0
Ohio Wesleyan (1975-76-78-79-80-81-82-83-84-85-86-87-88-89-90-91-92-93-94-95-97-98-99-2000-01-02-03-05-06)	29	49	26	5	.644	1	2	4	1
Otterbein (1997-98-99-2001-02)	5	7	4	1	.625	0	1	0	0
Ozarks (Ark.) (2003)	1	0	1	0	.000	0	0	0	0
Pacific (Ore.) (1998)	1	1	1	0	.500	0	0	0	0
Penn St.-Behrend (2003)	1	0	1	0	.000	0	0	0	0
Piedmont (2003)	1	2	1	0	.667	0	0	0	0
Pitt.-Greensburg (2002-04)	2	0	2	0	.000	0	0	0	0
Plattsburgh St. (1981-92-93-94-98-99-2000-05)	8	5	5	4	.500	0	0	1	0
Plymouth St. (1974-75-77-78-80-82-83-84-86-87-88-89-95-97-98-2000)	16	13	16	1	.450	0	0	1	0
Pomona-Pitzer (1980)	1	0	1	0	.000	0	0	0	0
Principia (2001)	1	0	1	0	.000	0	0	0	0
Puget Sound (1999-2002-06)	3	2	3	0	.400	0	0	0	0
Ramapo (1997)	1	0	1	0	.000	0	0	0	0
Redlands (2001-02-03-04-05-06)	6	8	5	2	.600	0	0	0	0
Rensselaer (1996-97-98)	3	1	3	0	.250	0	0	0	0
Rhodes (1994-95-97-98)	4	1	4	0	.200	0	0	0	0
Richard Stockton (1993-94-95-96-98-99-2001-02-04)	9	14	7	2	.652	1	0	1	0
Ripon (1999-2000)	2	0	2	0	.000	0	0	0	0
Roanoke (1993-2001-02-04)	4	3	4	0	.429	0	0	0	0
Rochester (1986-89-90-91-93-97-2005-06)	8	2	6	2	.300	0	0	0	0
Rochester Inst. (1982-83-84-85-86-87-88-89-90-92-94-95-2000-01-04)	15	19	14	2	.571	0	1	3	0
Rockford (1984-88)	2	0	2	0	.000	0	0	0	0
Roger Williams (1999-2000-01-04-05-06)	6	3	5	1	.389	0	0	0	0
Rowan (1978-79-80-81-82-83-85-86-87-88-90-91-92-93-94-95-96-97-98-99-2000-01-02-03)	24	32	21	2	.600	2	2	3	0
St. John's (Minn.) (1986-89-90-2005)	4	2	4	0	.333	0	0	0	0
St. Lawrence (1976-81-95-96-98-99-2000-01-02-03-04-05-06)	13	19	11	2	.625	1	0	1	0
St. Norbert (2002-03-04-05-06)	5	1	5	1	.214	0	0	0	0
St. Olaf (1984-92-98-99)	4	1	4	0	.200	0	0	0	0
St. Thomas (Minn.) (1985-87-90-91-95)	5	2	5	0	.286	0	0	0	0
Salem St. (1981-84-85-86-87-88-89-90-91-93-96-99)	12	14	10	2	.577	0	0	3	0
Salisbury (1999-2000-02-03-04-05)	6	5	6	3	.464	0	0	1	0
Salve Regina (2002)	1	0	1	0	.000	0	0	0	0
Scranton (1977-78-79-80-81-82-83-84-85-86-87-90-93)	13	18	13	0	.581	0	2	2	0
Sewanee (2001)	1	0	1	0	.000	0	0	0	0
Simpson (2000)	1	0	1	0	.000	0	0	0	0
Springfield (1999)	1	0	1	0	.000	0	0	0	0
Stevens Institute (2001-03-04-05-06)	5	5	4	1	.550	0	0	0	0
Swarthmore (1974-90-91)	3	4	3	0	.571	0	1	0	0
Texas-Dallas (2004)	1	0	1	0	.000	0	0	0	0
Texas Lutheran (2002)	1	0	1	0	.000	0	0	0	0
Transylvania (2004-05-06)	3	0	1	2	.333	0	0	0	0
Trinity (Conn.) (1997)	1	1	1	0	.500	0	0	0	0
Trinity (Tex.) (1996-97-98-99-2000-02-03-04-05-06)	10	21	8	1	.717	1	0	1	0
Tufts (1994-96)	2	2	2	0	.500	0	0	0	0
Union (N.Y.) (1978-83-84-85-86-91-2005)	7	6	7	0	.462	0	0	0	0
Vassar (1999)	1	1	1	0	.500	0	0	0	0
Va. Wesleyan (1990-91-92-93-94-95-97-98-99-2000-03-05-06)	13	6	13	0	.316	0	0	0	0
Wartburg (2003-04-05-06)	4	6	3	2	.636	0	0	0	0
Wash. & Jeff. (2005)	0	0	1	0	.000	0	0	0	0
Wash. & Lee (2000)	1	1	1	0	.500	0	0	0	0
Washington-St. Louis (1978-79-80-81-84-85-87-90-91-92-93-94-95-97-98-99-2006)	17	24	17	1	.583	0	3	1	1
Webster (1999-2000-05)	3	0	3	0	.000	0	0	0	0
Wesleyan (Conn.) (2005-06)	2	2	2	0	.500	0	0	0	0
Western Conn. St. (1989-90-91-92-94-98-2003-05)	8	2	6	3	.318	0	0	0	0
Western New Eng. (2004-05-06)	3	4	3	0	.571	0	0	0	0
Westfield St. (1974-75-76-80-84-2000-06)	7	5	7	0	.417	0	0	1	0
Westminster (Mo.) (2002)	1	0	1	0	.000	0	0	0	0
Westminster (Pa.) (2002-04)	2	1	2	0	.333	0	0	0	0
Wheaton (Ill.) (1974-75-76-77-78-81-82-83-84-85-86-88-89-90-91-93-94-95-96-97-98-99-2000-01-02-03-04-05-06)	29	39	25	3	.604	2	2	1	0
Wheaton (Mass.) (1997-2000-01-03-04-05-06)	7	7	5	3	.567	0	0	1	0
Whitworth (2001-04-05)	3	5	3	1	.611	0	0	1	0

Team (Years Participated)

	Yrs.	Won	Lost	Tied	Pct.	1st	2nd	3rd	4th
Wm. Paterson (1979).....	1	0	1	0	.000	0	0	0	0
Williams (1993-94-95-96-98-99-2000-01-02-03-04-05-06).....	13	24	10	6	.675	1	1	1	0
Wilmington (Ohio) (1996-99-2000-01-04).....	5	5	5	0	.500	0	0	0	0
Wis.-Oshkosh (1991-93-94-95-96-99-2000-01-02-03).....	10	13	8	3	.604	0	0	3	0
Wis.-Whitewater (1986-99-2001-02-03-04-05).....	7	6	6	2	.500	0	0	0	0
Wittenberg (1991-92-93-96).....	4	0	4	0	.000	0	0	0	0
Wooster (1976-77-86-89-90-92).....	6	2	7	0	.222	0	0	0	1
WPI (1976-79-92).....	3	1	3	0	.250	0	0	0	0
Worcester St. (1982-2001-02-03-05).....	5	0	5	1	.083	0	0	0	0
York (N.Y.) (2000-01).....	2	0	2	0	.000	0	0	0	0
York (Pa.) (2005-06).....	2	3	0	2	.800	0	0	0	0

*Participation in the 1974 tournament vacated.

All-Time Results

1974 First Round: Westfield St. 10, Coast Guard 1; Framingham St. 2, Plymouth St. 1 (ot); Brockport St. 3, #Binghamton 2 (4 ot); TCNJ 2, NJIT 1 (ot); Swarthmore 2, Lynchburg 1; Lock Haven 1, Eckerd 0; Mount Union 5, Denison 2; MacMurray 2, Wheaton (Ill.) 1 (ot). **Quarterfinals:** Westfield St. 3, Framingham St. 0; Brockport St. 1, TCNJ 0; Swarthmore 1, Lock Haven 0; MacMurray 2, Mount Union 1. **Semifinals:** Brockport St. 6, Westfield St. 0; Swarthmore 1, MacMurray 0 (ot). **Third Place:** Westfield St. 3, MacMurray 1. **Championship:** Brockport St. 3, Swarthmore 1.

#Binghamton's participation in 1974 tournament vacated.

1975 First Round: Babson 2, Westfield St. 0; Plymouth St. 2, Mass. Liberal Arts 1; Ohio Wesleyan 6, Wheaton (Ill.) 1; MacMurray 2, Lake Forest 1; Elizabethtown 2, Lynchburg 1; Johns Hopkins 2, Lock Haven 0; Binghamton 4, Albany (N.Y.) 3; Brockport St. 3, NJIT 1. **Quarterfinals:** Babson 2, Plymouth St. 1 (ot); Ohio Wesleyan 1, MacMurray 0; Johns Hopkins 2, Elizabethtown 1 (ot); Brockport St. 2, Binghamton 1. **Semifinals:** Babson 5, Ohio Wesleyan 0; Brockport St. 2, Johns Hopkins 1 (ot). **Third Place:** Ohio Wesleyan 1, Johns Hopkins 0. **Championship:** Babson 1, Brockport St. 0.

1976 First Round: WPI 4, Westfield St. 3 (penalty kicks); Brandeis 2, Mass.-Dartmouth 0; Grove City 2, Lynchburg 0; Elizabethtown 1, Haverford 0; Wheaton (Ill.) 2, Ohio Wesleyan 1 (ot); MacMurray 2, Wooster 1; Brockport St. 1, St. Lawrence 0; Cortland St. 3, Drew 2. **Quarterfinals:** Brandeis 6, WPI 5 (ot); Elizabethtown 3, Grove City 1; MacMurray 2, Wheaton (Ill.) 1 (ot); Brockport St. 3, Cortland St. 2. **Semifinals:** Brandeis 3, Elizabethtown 2 (2 ot); Brockport St. 1, MacMurray 0. **Third Place:** Elizabethtown 2, MacMurray 1. **Championship:** Brandeis 2, Brockport St. 1 (2 ot).

1977 First Round: Babson 2, Mass.-Dartmouth 1; Mass. Liberal Arts 3, Plymouth St. 0; NJIT 1, Brockport St. 0; Cortland St. 4, TCNJ 1; Wooster 3, DePauw 0; Wheaton (Ill.) 3, MacMurray 1; Scranton 1, Elizabethtown 0 (4 ot, penalty kicks); Lock Haven 4, Haverford 1. **Quarterfinals:** Babson 1, Mass. Liberal Arts 0; Cortland St. 4, NJIT 1; Wooster 4, Wheaton (Ill.) 1; Lock Haven 3, Scranton 0. **Semifinals:** Cortland St. 1, Babson 0 (penalty kicks); Lock Haven 3, Wooster 1. **Third Place:** Babson 1, Wooster 0. **Championship:** Lock Haven 1, Cortland St. 0.

1978 First Round: Mass. Liberal Arts 2, Brandeis 1; Babson 2, Plymouth St. 0; Ohio Wesleyan 3, Wheaton (Ill.) 2; Washington-St. Louis 2, Denison 1 (3 ot); Cortland St. 2, Albany (N.Y.) 1; Union (N.Y.) 4, Rowan 0; Lock Haven 2, Lynchburg 0; Scranton 3, Elizabethtown 2. **Quarterfinals:** Mass. Liberal Arts 1, Babson 0 (penalty kicks); Washington-St. Louis 1, Ohio Wesleyan 0; Cortland St. 2, Union (N.Y.) 0; Lock Haven 3, Scranton 2 (2 ot). **Semifinals:** Washington-St. Louis 1, Mass. Liberal Arts 0; Lock Haven 1, Cortland St. 0. **Third Place:** Cortland St. 2, Mass. Liberal Arts 1 (ot). **Championship:** Lock Haven 3, Washington-St. Louis 0.

1979 First Round: Babson 2, Mass. Liberal Arts 0; Brandeis 2, WPI 1 (ot); Scranton 2, Averett 1; Lock Haven 3, Lynchburg 0; Denison 2, MacMurray 1; Washington-St. Louis 2, Ohio Wesleyan 0; Rowan 2, Wm. Paterson 1; Cortland St. 3, Ithaca 0. **Quarterfinals:** Babson 2, Brandeis 0; Lock Haven 1, Scranton 0 (3 ot); Washington-St. Louis 2, Denison 0; Rowan 2, Cortland St. 0. **Semifinals:** Babson 1, Lock Haven 0 (4 ot); Rowan 3, Washington-St. Louis 2 (2 ot). **Third Place:** Washington-St. Louis 2, Lock Haven 0. **Championship:** Babson 2, Rowan 1.

1980 First Round: Brandeis 2, Plymouth St. 0; Babson 1, Westfield St. 0 (2 ot); Ithaca 2, Buffalo St. 0; Binghamton 4, Clarkson 3 (2 ot); Calvin 4, DePauw 3; Ohio Wesleyan 2, Bethany (W.V.) 1; Scranton 2, Grove City 1 (2 ot); Haverford

4, Elizabethtown 3 (ot). **Second Round:** Babson 3, Brandeis 2 (2 ot); Binghamton 1, Ithaca 0 (2 ot); Rowan 1, Lynchburg 0; Averett 1, Kean 0; Calvin 1, Ohio Wesleyan 0; Scranton 3, Haverford 1; MacMurray 2, Lake Forest 1 (3 ot); Washington-St. Louis 5, Pomona-Pitzer 0. **Quarterfinals:** Babson 2, Binghamton 1; Rowan 5, Averett 1; Scranton 1, Calvin 0; Washington-St. Louis 1, MacMurray 0. **Semifinals:** Babson 2, Rowan 1 (4 ot); Scranton 4, Washington-St. Louis 1. **Third Place:** Rowan 1, Washington-St. Louis 0. **Championship:** Babson 1, Scranton 0 (ot).

1981 First Round: Cortland St. 5, Brooklyn 1; St. Lawrence 3, Plattsburgh St. 2 (ot); UNC Greensboro 1, TCNJ 0; Rowan 1, Averett 0 (ot); Brandeis 1, Babson 0; Salem St. 1, Coast Guard 0; Scranton 4, Elizabethtown 1; Frank. & Marsh. 1, Frostburg St. 0; Wheaton (Ill.) 1, Colorado Col. 0; Washington-St. Louis 1, MacMurray 0; Ohio Wesleyan 4, Calvin 2; Bethany (W.V.) 4, Denison 2. **Second Round:** Cortland St. 4, St. Lawrence 1; Rowan 3, UNC Greensboro 0; Brandeis 2, Salem St. 0; Scranton 2, Frank. & Marsh. 1 (ot); Wheaton (Ill.) 2, Washington-St. Louis 1 (4 ot, penalty kicks); Ohio Wesleyan 3, Bethany (W.V.) 2. **Third Round:** Rowan 1, Cortland St. 0 (ot); Scranton 1, Wheaton (Ill.) 0. **Semifinals:** Rowan 1, Brandeis 0; Scranton 2, Ohio Wesleyan 1 (ot). **Third Place:** Brandeis 4, Ohio Wesleyan 2. **Championship:** Rowan 2, Scranton 1 (4 ot).

1982 First Round: Plymouth St. 3, Worcester St. 1; Babson 1, Brandeis 0; UNC Greensboro 3, Lynchburg 0; Rowan 3, Kean 2; Buffalo St. 1, Rochester Inst. 0; Cortland St. 1, Binghamton 0 (ot); Bethany (W.V.) 1, Denison 0 (ot); Ohio Wesleyan 4, Hope 0; Wheaton (Ill.) 4, Colorado Col. 0; MacMurray 1, Claremont-M-S 0; Scranton 1, Moravian 0; Messiah 1, Elizabethtown 0. **Second Round:** Plymouth St. 2, Babson 0; UNC Greensboro 3, Rowan 1; Cortland St. 1, Buffalo St. 0; Bethany (W.V.) 1, Ohio Wesleyan 0 (2 ot, penalty kicks); Wheaton (Ill.) 3, MacMurray 1; Scranton 2, Messiah 0. **Third Round:** UNC Greensboro 2, Plymouth St. 1 (2 ot); Bethany (W.V.) 2, Wheaton (Ill.) 1. **Semifinals:** UNC Greensboro 1, Cortland St. 0 (ot); Bethany (W.V.) 2, Scranton 0. **Championship:** UNC Greensboro 2, Bethany (W.V.) 1.

1983 First Round: Plymouth St. 2, Brandeis 0; Babson 1, Clark (Mass.) 0 (2 ot); Rochester Inst. 2, Cortland St. 1; Union (N.Y.) 2, Buffalo St. 1; UNC Greensboro 2, Rowan 0; Kean 2, Drew 1; Hope 4, Mount Union 0; Ohio Wesleyan 2, Denison 1 (2 ot, penalty kicks); Scranton 3, Messiah 1; Frostburg St. 1, Elizabethtown 0; Colorado Col. 2, Wheaton (Ill.) 1; Claremont-M-S 2, UC San Diego 0. **Second Round:** Plymouth St. 3, Babson 2; Union (N.Y.) 1, Rochester Inst. 0; UNC Greensboro 1, Kean 0; Ohio Wesleyan 1, Hope 0; Scranton 1, Frostburg St. 0; Claremont-M-S 3, Colorado Col. 2. **Third Round:** Plymouth St. 3, Union (N.Y.) 1; Scranton 4, Ohio Wesleyan 1. **Semifinals:** UNC Greensboro 1, Plymouth St. 0 (2 ot, penalty kicks); Claremont-M-S 1, Scranton 0. **Championship:** UNC Greensboro 3, Claremont-M-S 2.

1984 First Round: UNC Greensboro 2, N.C. Wesleyan 1 (2 ot, penalty kicks); Bethany (W.V.) 2, Emory 0; Rochester Inst. 3, Buffalo St. 1; Fredonia St. 2, Union (N.Y.) 1; Westfield St. 1, Salem St. 0; Brandeis 2, Plymouth St. 1 (2 ot, penalty kicks); Colorado Col. 3, St. Olaf 2 (2 ot); Claremont-M-S 3, UC San Diego 1; Kean 3, Elizabethtown 0; Scranton 1, TCNJ 0; Wheaton (Ill.) 1, Rockford 0 (2 ot, penalty kicks); Washington-St. Louis 1, Ohio Wesleyan 0 (2 ot). **Second Round:** UNC Greensboro 2, Bethany (W.V.) 0; Rochester Inst. 3, Fredonia St. 0; Brandeis 4, Westfield St. 2; Claremont-M-S 2, Colorado Col. 1; Kean 1, Scranton 0; Wheaton (Ill.) 2, Washington-St. Louis 1. **Third Round:** Rochester Inst. 4, UNC Greensboro 1; Kean 2, Claremont-M-S 1. **Semifinals:** Brandeis 1, Rochester Inst. 0; Wheaton (Ill.) 3, Kean 0. **Championship:** Wheaton (Ill.) 2, Brandeis 1 (3 ot).

1985 First Round: Salem St. 1, Brandeis 0 (2 ot, penalty kicks); Clark (Mass.) 2, Babson 0; UNC Greensboro 4, Emory

1; Bethany (W.V.) 3, Mary Washington 1; Fredonia St. 2, Rochester Inst. 1 (2 ot); Union (N.Y.) 1, Ithaca 0; UC San Diego 3, Colorado Col. 1; Claremont-M-S 2, St. Thomas (Minn.) 0; Wheaton (Ill.) 1, Kalamazoo 0 (2 ot, penalty kicks); Washington-St. Louis 1, Ohio Wesleyan 0; Elizabethtown 4, Drew 0; Rowan 3, Scranton 0. **Second Round:** Salem St. 1, Clark (Mass.) 0; UNC Greensboro 2, Bethany (W.V.) 0 (2 ot); Fredonia St. 2, Union (N.Y.) 1; UC San Diego 2, Claremont-M-S 1; Washington-St. Louis 2, Wheaton (Ill.) 1 (2 ot); Rowan 4, Elizabethtown 3. **Third Round:** UNC Greensboro 3, Salem St. 0; Washington-St. Louis 1, UC San Diego 0 (2 ot, penalty kicks). **Semifinals:** UNC Greensboro 2, Fredonia St. 0; Washington-St. Louis 2, Rowan 1. **Championship:** UNC Greensboro 5, Washington-St. Louis 0.

1986 First Round: Plymouth St. 2, Clark (Mass.) 1; Salem St. 1, Mass. Liberal Arts 0; Rochester 2, Rochester Inst. 0; Fredonia St. 4, Union (N.Y.) 1; UNC Greensboro 3, Johns Hopkins 0; Bethany (W.V.) 1, Chris. Newport 0; Messiah 1, Scranton 0; Elizabethtown 1, Rowan 0 (2 ot); Ohio Wesleyan 2, Kalamazoo 1; Wheaton (Ill.) 3, Wooster 2 (2 ot); UC San Diego 2, Claremont-M-S 1; St. John's (Minn.) 1, Wis.-Whitewater 0. **Second Round:** Plymouth St. 1, Salem St. 0; Fredonia St. 4, Rochester 2; UNC Greensboro 3, Bethany (W.V.) 2; Messiah 2, Elizabethtown 0; Ohio Wesleyan 2, Wheaton (Ill.) 0; UC San Diego 1, St. John's (Minn.) 0. **Third Round:** Fredonia St. 1, Plymouth St. 0 (2 ot, penalty kicks); Messiah 1, Ohio Wesleyan 0. **Semifinals:** UNC Greensboro 3, Fredonia St. 2 (2 ot, penalty kicks); UC San Diego 2, Messiah 1 (2 ot). **Championship:** UNC Greensboro 2, UC San Diego 0.

1987 First Round: Bethany (W.V.) 2, Mary Washington 0; UNC Greensboro 4, N.C. Wesleyan 3 (2 ot, penalty kicks); Rochester Inst. 3, Binghamton 1; Ithaca 1, Fredonia St. 0; Salem St. 3, Fitchburg St. 2 (2 ot); Clark (Mass.) 2, Plymouth St. 1 (2 ot, penalty kicks); Kean 1, Scranton 0 (2 ot, penalty kicks); Elizabethtown 4, Rowan 1; Cal St. San B'dino 1, LaVerne 0; UC San Diego 5, St. Thomas (Minn.) 0; Ohio Wesleyan 2, Calvin 1; Washington-St. Louis 3, DePauw 1. **Second Round:** UNC Greensboro 2, Bethany (W.V.) 1; Rochester Inst. 2, Ithaca 0 (2 ot); Salem St. 2, Clark (Mass.) 0; Elizabethtown 1, Kean 0 (2 ot, penalty kicks); Cal St. San B'dino 1, UC San Diego 0 (2 ot, penalty kicks); Washington-St. Louis 1, Ohio Wesleyan 0. **Third Round:** UNC Greensboro 2, Rochester Inst. 0; Cal St. San B'dino 1, Elizabethtown 0 (2 ot, penalty kicks). **Semifinals:** UNC Greensboro 2, Salem St. 1; Washington-St. Louis 2, Cal St. San B'dino 1 (2 ot, penalty kicks). **Championship:** UNC Greensboro 6, Washington-St. Louis 1.

1988 First Round: Kalamazoo 3, Ohio Wesleyan 2 (2 ot, penalty kicks); Wheaton (Ill.) 4, Rockford 3 (2 ot, penalty kicks); Plymouth St. 1, Babson 0; Salem St. 3, Fitchburg St. 1; Rochester Inst. 2, Binghamton 0; Alfred 2, Clarkson 1 (2 ot, penalty kicks); Emory 2, Bethany (W.V.) 1 (2 ot, penalty kicks); N.C. Wesleyan 1, Mary Washington 0; UC San Diego 6, Macalester 1; Cal St. Stanislaus 1, Claremont-M-S 0; Elizabethtown 4, Kean 2; Messiah 2, Rowan 1. **Second Round:** Wheaton (Ill.) 1, Kalamazoo 0 (2 ot, penalty kicks); Salem St. 2, Plymouth St. 0; Rochester Inst. 3, Alfred 0; Emory 1, N.C. Wesleyan 0; UC San Diego 4, Cal St. Stanislaus 2; Messiah 3, Elizabethtown 0. **Third Round:** Salem St. 3, Wheaton (Ill.) 0; UC San Diego 4, Emory 1. **Semifinals:** Rochester Inst. 3, Salem St. 2 (2 ot, penalty kicks); UC San Diego 1, Messiah 0 (2 ot, penalty kicks). **Championship:** UC San Diego 3, Rochester Inst. 0.

1989 First Round: Plymouth St. 2, Salem St. 1 (2 ot, penalty kicks); Babson 3, Western Conn. St. 0; Rochester Inst. 3, Binghamton 2 (2 ot); Ithaca 2, Rochester 0; Greensboro 2, Emory 0; Mary Washington 2, Bethany (W.V.) 1; Ohio Wesleyan 2, DePauw 1 (2 ot); Wheaton (Ill.) 2, Wooster 0; Elizabethtown 6, TCNJ 1; Montclair St. 2, Muhlenberg 0; St. John's (Minn.) 1, Colorado Col. 0 (2 ot, penalty kicks); UC San Diego 2, Claremont-M-S 1 (2 ot). **Second Round:** Plymouth

St. 2, Babson 0; Rochester Inst. 3, Ithaca 1; Greensboro 2, Mary Washington 0; Ohio Wesleyan 3, Wheaton (Ill.) 0; Elizabethtown 1, Montclair St. 0; UC San Diego 2, St. John's (Minn.) 1 (2 ot). **Third Round:** Rochester Inst. 2, Plymouth St. 0; Elizabethtown 1, Ohio Wesleyan 0 (2 ot, penalty kicks). **Semifinals:** Greensboro 2, Rochester Inst. 0; Elizabethtown 1, UC San Diego 0. **Championship:** Elizabethtown 2, Greensboro 0.

1990 Preliminary Round: St. Thomas (Minn.) 1, St. John's (Minn.) 0. **First Round:** Babson 2, Bridgewater St. 0; Salem St. 3, Western Conn. St. 1 (2 ot); Cortland St. 2, Rochester 0; Rochester Inst. 2, Ithaca 0; Bethany (W.V.) 2, Mary Washington 1; Methodist 2, Va. Wesleyan 1 (2 ot); Kean 3, TCNJ 2; Rowan 4, Montclair St. 1; Kenyon 7, Wooster 4 (2 ot); Ohio Wesleyan 1, Kalamazoo 0; Elizabethtown 1, Swarthmore 0 (2 ot); Scranton 3, Muhlenberg 1; MacMurray 1, Washington-St. Louis 0; St. Thomas (Minn.) 1, Macalester 0; UC San Diego 1, Cal St. San B'dino 0. **Second Round:** Salem St. 1, Babson 0; Cortland St. 1, Rochester Inst. 0; Bethany (W.V.) 1, Methodist 0 (2 ot, penalty kicks); Rowan 1, Kean 0; Ohio Wesleyan 3, Kenyon 0; Elizabethtown 4, Scranton 3 (2 ot, penalty kicks); Wheaton (Ill.) 4, MacMurray 2; UC San Diego 1, St. Thomas (Minn.) 0. **Third Round:** Salem St. 4, Cortland St. 0; Rowan 1, Bethany (W.V.) 0 (2 ot, penalty kicks); Ohio Wesleyan 2, Elizabethtown 1 (2 ot); Wheaton (Ill.) 1, UC San Diego 0. **Semifinals:** Rowan 2, Salem St. 0; Ohio Wesleyan 1, Wheaton (Ill.) 0. **Championship:** Rowan 2, Ohio Wesleyan 1 (4 ot, penalty kicks).

1991 First Round: Union (N.Y.) 1, Ithaca 0; Cortland St.* 0, Rochester 0 (4 ot); Babson 1, Mass. Liberal Arts 0; Salem St. 2, Western Conn. St. 1; Swarthmore 2, Muhlenberg 0 (2 ot); Elizabethtown 2, Messiah 1; Kean* 1, Rowan 1 (4 ot); TCNJ 1, Montclair St. 0; Ohio Wesleyan 1, Wittenberg 0 (4 ot); Calvin 2, Kenyon 0; Methodist 2, Emory 1; Bethany (W.V.) 2, Va. Wesleyan 1; UC San Diego 3, Cal Lutheran 2; Wis.-Oshkosh 2, St. Thomas (Minn.) 1; Fontbonne 1, Wheaton (Ill.) 0; MacMurray 1, Washington-St. Louis 0. **Second Round:** Cortland St. 3, Union (N.Y.) 1 (2 ot); Babson 2, Salem St. 0; Elizabethtown 4, Swarthmore 2; TCNJ 3, Kean 2; Ohio Wesleyan 2, Calvin 1; Bethany (W.V.) 1, Methodist 0; UC San Diego* 4, Wis.-Oshkosh 4 (2 ot); MacMurray 1, Fontbonne 0 (2 ot). **Third Round:** Babson 3, Cortland St. 0; TCNJ* 3, Elizabethtown 3 (4 ot); Ohio Wesleyan 1, Bethany (W.V.) 0; UC San Diego 4, MacMurray 1. **Semifinals:** TCNJ 3, Babson 1; UC San Diego 1, Ohio Wesleyan 0. **Championship:** UC San Diego 1, TCNJ 0.

*Advanced on penalty kicks.

1992 First Round: Plattsburgh St.* 1, Cortland St. 1 (2 ot); Rochester Inst.* 1, Hobart 1 (2 ot); Western Conn. St. 4, WPI 1; Babson 1, Mass. Liberal Arts 0; Messiah 1, Muhlenberg 0; Elizabethtown 2, Gettysburg 0; Kean 3, Montclair St. 2; TCNJ 1, Rowan 0; Kenyon 2, Wooster 1; Ohio Wesleyan 2, Wittenberg 1; Bethany (W.V.) 2, Va. Wesleyan 1 (2 ot); Methodist 3, Greensboro 0; Cal Lutheran 1, Claremont-M-S 0; Colorado Col. 1, St. Olaf 0; Fontbonne 2, Ill. Benedictine 0; Washington-St. Louis 1, MacMurray 0. **Second Round:** Rochester Inst. 2, Plattsburgh St. 1 (4 ot); Western Conn. St.* 0, Babson 0 (4 ot); Elizabethtown 2, Messiah 1 (4 ot); Kean* 4, TCNJ 4 (4 ot); Ohio Wesleyan 3, Kenyon 2; Methodist 2, Bethany (W.V.) 0; Colorado Col. 2, Cal Lutheran 0; Washington-St. Louis 1, Fontbonne 0. **Third Round:** Rochester Inst. 3, Western Conn. St. 0; Kean 1, Elizabethtown 0; Ohio Wesleyan 2, Methodist 1 (2 ot); Colorado Col. 1, Washington-St. Louis 0. **Semifinals:** Kean 1, Rochester Inst. 0; Ohio Wesleyan 5, Colorado Col. 0. **Championship:** Kean 3, Ohio Wesleyan 1.

*Advanced on penalty kicks.

1993 First Round: Amherst* 0, Salem St. 0 (2 ot); Williams 1, Babson 0; Messiah 2, Gettysburg 1; Elizabethtown 2, Scranton 0; Richard Stockton 1, TCNJ 0; Rowan 2, Kean 0; Clarkson* 1, Plattsburgh St. 1 (2 ot); Cortland St. 2, Rochester 1; Roanoke 1, Methodist 0; Va. Wesleyan 3, Mary Washington 1; Colorado Col. 4, Claremont-M-S 1; UC San Diego* 0, Gust. Adolphus 0 (2 ot); Wis.-Oshkosh 2, Washington-St. Louis 1; Wheaton (Ill.) 4, Ill. Benedictine 1; Ohio Wesleyan 1, DePauw 0 (2 ot); Kenyon 2, Wittenberg 1. **Second Round:** Williams 1, Amherst 0; Messiah 1, Elizabethtown 0 (3 ot); Rowan* 0, Richard Stockton 0 (4 ot); Clarkson 2, Cortland St. 0; Roanoke 3, Va. Wesleyan 0; UC San Diego 1, Colorado Col. 0; Wis.-Oshkosh 1, Wheaton (Ill.) 0; Kenyon 2, Ohio Wesleyan 1. **Third Round:** Williams 3, Messiah 1; Clarkson 1, Rowan 0; UC San Diego 2, Roanoke 1 (3 ot); Kenyon 2, Wis.-Oshkosh 0. **Semifinals:** Williams 3, Clarkson 1; UC San Diego 2, Kenyon 1. **Championship:** UC San Diego 1, Williams 0.

*Advanced on penalty kicks.

1994 First Round: Muhlenberg* 0, Carnegie Mellon 0 (2 ot); Johns Hopkins 3, Elizabethtown 2; Tufts 2, Williams 0; Middlebury* 0, Western Conn. St. 0 (2 ot); Rochester Inst. 3, Binghamton 2; Plattsburgh St. 2, Albany (N.Y.) 0; TCNJ 5, Kean 0; Rowan 4, Richard Stockton 1; Gust. Adolphus 1, Claremont-M-S 0; UC San Diego 3, Colorado Col. 0; Bethany (W.V.)* 1, Greensboro 1 (2 ot); Va. Wesleyan 4, Methodist 0; Ohio Wesleyan 2, DePauw 0; Hope 2, Kenyon 1; Wis.-Oshkosh 2, Rhodes 0; Washington-St. Louis 1, Wheaton (Ill.) 0. **Second Round:** Johns Hopkins 1, Muhlenberg 0 (4 ot); Tufts 1, Middlebury 0; Rochester Inst. 2, Plattsburgh St. 1; TCNJ 2, Rowan 1; UC San Diego 2, Gust. Adolphus 0; Bethany (W.V.) 1, Va. Wesleyan 0 (2 ot); Hope* 2, Ohio Wesleyan 2 (4 ot); Wis.-Oshkosh 4, Washington-St. Louis 1. **Third Round:** Johns Hopkins 1, Tufts 0; TCNJ 2, Rochester Inst. 0 (2 ot); Bethany (W.V.)* 2, UC San Diego 2 (4 ot); Wis.-Oshkosh* 0, Hope 0 (4 ot). **Semifinals:** Johns Hopkins 1, TCNJ 0; Bethany (W.V.)* 0, Wis.-Oshkosh 0 (2 ot). **Championship:** Bethany (W.V.) 1, Johns Hopkins 0.

*Advanced on penalty kicks.

1995 First Round: Amherst* 1, Middlebury 1 (2 ot); Williams 2, Plymouth St. 0; TCNJ 4, Connecticut Col. 0; Richard Stockton 3, Rowan 0; Ithaca* 1, Rochester 1 (2 ot); Fredonia St. 2, St. Lawrence 0; Muhlenberg 1, Elizabethtown 0; Messiah 3, Gettysburg 1; Va. Wesleyan 1, Greensboro 0; Methodist 4, Maryville (Tenn.) 0; Washington-St. Louis 1, Rhodes 0; Wheaton (Ill.) 3, Wis.-Oshkosh 1; Hiram 1, Hope 0; Ohio Wesleyan 1, Kenyon 0; Chapman 2, Colorado Col. 0; UC San Diego 4, St. Thomas (Minn.) 0. **Second Round:** Williams 3, Amherst 0; TCNJ 4, Richard Stockton 1; Ithaca 4, Fredonia St. 1; Muhlenberg 1, Messiah 0 (3 ot); Methodist 2, Va. Wesleyan 1; Washington-St. Louis 2, Wheaton (Ill.) 1; Ohio Wesleyan 1, Hiram 0 (2 ot); Chapman 1, UC San Diego 0. **Third Round:** Williams 3, TCNJ 0; Muhlenberg 4, Ithaca 0; Methodist 2, Washington-St. Louis 1 (3 ot); Chapman* 1, Ohio Wesleyan 1 (4 ot). **Semifinals:** Williams* 1, Muhlenberg 1 (2 ot); Methodist 3, Chapman 0. **Championship:** Williams 2, Methodist 1.

*Advanced on penalty kicks.

1996 First and Second Rounds: Middlebury 1, Tufts 0; Williams* 1, Salem St. 1 (2 ot); Williams 2, Middlebury 1; TCNJ 3, Rowan 2; Richard Stockton 3, Montclair St. 1; TCNJ 2, Richard Stockton 1; Ithaca 5, Rensselaer 0; St. Lawrence 2, Fredonia St. 0 (2 ot); Ithaca 2, St. Lawrence 0; Bethany (W.V.) 2, Johns Hopkins 0; Elizabethtown 2, Muhlenberg 1; Bethany (W.V.) 2, Elizabethtown 1; Greensboro 3, Emory 2; Mary Washington 2, Maryville (Tenn.) 0; Greensboro 1, Mary Washington 0; Trinity (Tex.) 2, Wis.-Oshkosh 0; Chicago* 2, Wheaton (Ill.) 2 (2 ot); Chicago 1, Trinity (Tex.) 0; Wilmington (Ohio) 2, Hope 0; Kenyon 2, Wittenberg 1; Kenyon 3, Wilmington (Ohio) 2; Luther 1, UC San Diego 0 (2 ot); Concordia-M'head* 1, Macalester 1 (2 ot); Luther 4, Concordia-M'head 1. **Third Round:** TCNJ 1, Williams 0 (2 ot); Ithaca 3, Bethany (W.V.) 2; Chicago 2, Greensboro 1; Kenyon 2, Luther 0. **Semifinals:** TCNJ* 0, Ithaca 0 (2 ot); Kenyon 3, Chicago 2. **Championship:** TCNJ 2, Kenyon 1 (4 ot).

*Advanced on penalty kicks.

1997 First Round: Wheaton (Mass.) 2, Keene St. 1; Amherst* 3, Middlebury 3 (4 ot); Muhlenberg 1, Eastern 0; Trinity (Conn.) 2, Ramapo 1; Rhodes 2, Centre 1; Ohio Wesleyan 2, Hope 0; Colorado Col. 3, Chapman 2 (2 ot); Claremont-M-S 1, UC San Diego 0. **Second and Third Rounds:** Plymouth St.* 1, Wheaton (Mass.) 1 (2 ot); Amherst 2, Bowdoin 0; Amherst 3, Plymouth St. 2; Rensselaer 2, Fredonia St. 1; Ithaca* 0, Rochester 0 (2 ot); Ithaca 2, Rensselaer 1; Gettysburg 5, Johns Hopkins 4; Muhlenberg 1, Messiah 0; Gettysburg 2, Muhlenberg 1 (2 ot); TCNJ 2, Rowan 1; Kean 5, Trinity (Conn.) 1; TCNJ 1, Kean 0; Washington-St. Louis 4, Trinity (Tex.) 3 (2 ot); Wheaton (Ill.) 5, Rhodes 0; Wheaton (Ill.) 4, Washington-St. Louis 0; Alma 2, Otterbein 1; Ohio Wesleyan 1, Kenyon 0; Ohio Wesleyan 1, Alma 0; Macalester 2, Colorado Col. 0; Cal Lutheran 2, Claremont-M-S 0; Cal Lutheran* 0, Macalester 0 (4 ot); Mary Washington 2, Emory 1; Va. Wesleyan 2, Greensboro 0; Mary Washington 3, Va. Wesleyan 1. **Quarterfinals:** Amherst 2, Ithaca 0; TCNJ 2, Gettysburg 0; Wheaton (Ill.) 2, Ohio Wesleyan 1 (2 ot); Mary Washington 2, Cal Lutheran 1. **Semifinals:** Wheaton (Ill.) 2, Mary Washington 1; TCNJ 2, Amherst 1. **Championship:** Wheaton (Ill.) 3, TCNJ 0.

*Advanced on penalty kicks.

1998 First Round: Williams 2, Bowdoin 0; Amherst 1, Keene St. 0; Centre 1, Washington-St. Louis 0; Otterbein 1, Earlham 0; Gettysburg 3, Drew 0; Richard Stockton 3, Western Conn. St. 0; Chapman 2, Cal Lutheran 1; Macalester 3, Luther 1 (2

ot). **Regionals:** Williams 5, Middlebury 0; Plymouth St. 1, Amherst 0; Williams 3, Plymouth St. 2; Clarkson 5, Rensselaer 1; St. Lawrence* 1, Plattsburgh St. 1 (2 ot); St. Lawrence 1, Clarkson 0 (2 ot); Trinity (Tex.) 2, Rhodes 0; Wheaton (Ill.) 3, Centre 0 (2 ot); Trinity (Tex.) 2, Wheaton (Ill.) 1 (4 ot); Ohio Wesleyan 5, Alma 0; Otterbein 4, DePauw 2; Ohio Wesleyan 2, Otterbein 1; Johns Hopkins 6, Bethany (W.V.) 5; Messiah 2, Gettysburg 0; Johns Hopkins* 1, Messiah 1 (4 ot); Rowan 1, Montclair St. 0; Richard Stockton 1, Kean 0; Rowan 2, Richard Stockton 1 (2 ot); Pacific (Ore.) 2, Chapman 1; Macalester 1, St. Olaf 0; Macalester 1, Pacific (Ore.) 0; East Mennonite 1, Emory 0; Greensboro 3, Va. Wesleyan 0; Greensboro 4, East Mennonite 0. **Quarterfinals:** Williams* 2, St. Lawrence 2 (4 ot); Ohio Wesleyan 2, Trinity (Tex.) 1; Rowan 1, Johns Hopkins 0 (3 ot); Greensboro 2, Macalester 1 (3 ot). **Semifinals:** Ohio Wesleyan 1, Williams 0; Greensboro 1, Rowan 0. **Championship:** Ohio Wesleyan 2, Greensboro 1 (2 ot).

*Advanced on penalty kicks.

1999 First Round: Hunter 3, Manhattanville 0; Keene St. 5, Roger Williams 2; Vassar 2, Cabrini 1 (ot); St. Olaf 3, Luther 0; Wis.-Oshkosh 1, Edgewood 0; Washington-St. Louis 1, Webster 0; Greensboro 3, Centre 1; Ohio Wesleyan 4, Bethany (W.V.) 0; Norwich 1, Springfield 0; Claremont-M-S 2, Chapman 1; Trinity (Tex.) 7, Colorado Col. 1; Wis.-Whitewater 1, Ripon 0 (ot). **Regionals:** Williams 5, Hunter 0; Salem St. 1, Keene St. 0; Williams 1, Salem St. 0; Rowan 1, Drew 0; Richard Stockton 4, Vassar 0; Richard Stockton 2, Rowan 1; Wheaton (Ill.) 2, St. Olaf 1 (2 ot); Wis.-Oshkosh 3, Macalester 2; Wheaton (Ill.) 1, Wis.-Oshkosh 0 (3 ot); Salisbury* 2, Washington-St. Louis 2 (2 ot); Greensboro 1, Va. Wesleyan 0; Salisbury 2, Greensboro 0; Ohio Wesleyan 2, Gettysburg 1; Messiah 3, Elizabethtown 0; Messiah 2, Ohio Wesleyan 0; St. Lawrence 3, Norwich 1; Plattsburgh St. 2, Ithaca 0; St. Lawrence 4, Plattsburgh St. 1; Puget Sound 3, Claremont-M-S 0; Trinity (Tex.)* 0, UC San Diego 0 (2 ot); Trinity (Tex.) 1, Puget Sound 0; Alma* 2, Otterbein 2 (2 ot); Wis.-Whitewater 1, Wilmington (Ohio) 0 (2 ot); Alma 1, Wis.-Whitewater 0. **Quarterfinals:** Richard Stockton 1, Williams 0; Wheaton (Ill.) 1, Salisbury 0; St. Lawrence 1, Messiah 0; Alma 2, Trinity (Tex.) 1. **Semifinals:** Wheaton (Ill.) 4, Richard Stockton 0; St. Lawrence 2, Alma 0. **Championship:** St. Lawrence 2, Wheaton (Ill.) 0.

*Advanced on penalty kicks.

2000 First Round: Westfield St. 3, Roger Williams 2; Merchant Marine 2, York (N.Y.) 0; Marian (Wis.) 2, Ripon 1; Trinity (Tex.) 3, Hardin-Simmons 2 (4 ot); Frostburg St. 2, Bethany (W.V.) 1; Greensboro 3, Va. Wesleyan 2; Rochester Inst. 2, Misericordia 1; Plymouth St. 3, Norwich 1; Claremont-M-S 2, UC Santa Cruz 1; Neb. Wesleyan 1, Simpson 0 (2 ot); DePauw 4, Webster 0; Wilmington (Ohio) 5, Kalamazoo 0. **Regional Semifinals:** Middlebury 3, Westfield St. 1; Williams 2, Wheaton (Mass.) 0; Rowan 2, Merchant Marine 0; Johns Hopkins 3, Salisbury 1; Wis.-Oshkosh 3, Marian (Wis.) 0; Trinity (Tex.) 2, Wheaton (Ill.) 1; Wash. & Lee 4, Frostburg St. 1; Chris. Newport 4, Greensboro 2; Drew 2, Rochester Inst. 0; Messiah 4, Carnegie Mellon 0; St. Lawrence 5, Plymouth St. 0; Hamilton* 1, Plattsburgh St. 1 (2 ot); Linfield 4, Claremont-M-S 0; Gust. Adolphus 2, Neb. Wesleyan 0; Ohio Wesleyan 4, DePauw 0; Wilmington (Ohio) 4, John Carroll 2. **Regional Finals:** Williams 1, Middlebury 0; Rowan 2, Johns Hopkins 1; Wis.-Oshkosh 3, Trinity (Tex.) 1; Chris. Newport 1, Wash. & Lee 0; Messiah 3, Drew 0; Hamilton 1, St. Lawrence 0; Linfield 4, Gust. Adolphus 2; Ohio Wesleyan 1, Wilmington (Ohio) 0. **Quarterfinals:** Rowan 2, Williams 1; Wis.-Oshkosh 4, Chris. Newport 1; Messiah 3, Hamilton 0; Linfield 1, Ohio Wesleyan 0 (4 ot). **Semifinals:** Rowan 2, Wis.-Oshkosh 0; Messiah 3, Linfield 2. **Championship:** Messiah 2, Rowan 0.

*Advanced on penalty kicks.

2001 First Round: Mary Washington 3, Gettysburg 0; Rowan 2, Stevens Institute 0; Rochester Inst. 2, Cortland St. 1 (ot); Wheaton (Ill.) 2, John Carroll 1 (ot); Ohio Wesleyan 1, Otterbein 0; Wilmington (Ohio) 2, Sewanee 1; Carnegie Mellon 3, Bethany (W.V.) 2; Roger Williams 1, York (N.Y.) 0; Redlands 3, UC Santa Cruz 0; Whitworth 1, Colorado Col. 0; Luther 3, Monmouth (Ill.) 0; Wis.-Whitewater 1, Principia 0 (3 ot). **Regional Semifinals:** Richard Stockton 3, Mary Washington 0; Rowan 3, Drew 2 (2 ot); St. Lawrence 2, Rochester Inst. 1; Norwich 2, Keene St. 0; Kalamazoo 1, Wheaton (Ill.) 0; Ohio Wesleyan 3, Chicago 1; Greensboro 6, Hardin-Simmons 1; Roanoke 1, Wilmington (Ohio) 0; Arcadia 5, Kean 1; Messiah 2, Carnegie Mellon 1 (ot); Worcester St.* 3, Williams 3 (2 ot); Wheaton (Mass.) 2, Roger Williams 1 (ot); Redlands 2, Neb. Wesleyan 1; Whitworth* 1, Macalester 1 (2 ot); Luther 2, Wis.-Oshkosh 1; Wis.-Whitewater* 0, Marian (Wis.) 0 (2 ot). **Regional Finals:** Richard Stockton 1, Rowan

0; St. Lawrence 7, Norwich 0; Ohio Wesleyan 3, Kalamazoo 2 (ot); Greensboro 1, Roanoke 0; Messiah 2, Arcadia 0; Wheaton (Mass.) 1, Worcester St. 0; Redlands 1, Whitworth 0 (ot); Luther 1, Wis.-Whitewater 0. **Quarterfinals:** Richard Stockton 1, St. Lawrence 0 (ot); Ohio Wesleyan 1, Greensboro 0; Messiah 2, Wheaton (Mass.) 1; Redlands 2, Luther 0. **Semifinals:** Richard Stockton* 0, Ohio Wesleyan 0 (2 ot, pk); Redlands 2, Messiah 1 (ot). **Championship:** Richard Stockton 3, Redlands 2.

**Advanced on penalty kicks.*

2002 First Round: Puget Sound 2, Linfield 0; Trinity (Tex.) 3, Texas Lutheran 0; Wis.-Whitewater 2, Marian (Wis.) 0; Neb. Wesleyan 1, Westminster (Mo.) 0; Hope 4, Dominican (Ill.) 0; Concordia (Wis.) 1, St. Norbert 0 (2 ot); Otterbein 2, Westminster (Pa.) 0; Messiah 1, Johns Hopkins 0; Merchant Marine 2, Johnson & Wales (R.I.) 1; Babson 3, Medgar Evers 0; Williams 3, Salve Regina 1; Ithaca 2, Worcester St. 0. **Second Round:** Redlands 2, Puget Sound 0; Trinity (Tex.) 4, Colorado Col. 1; Wis.-Whitewater 3, Luther 2 (2 ot); Macalester* 1, Neb. Wesleyan 1 (2 ot, pk); Hope 2, Wis.-Oshkosh 0; Wheaton (Ill.) 2, Concordia (Wis.) 0; Ohio Wesleyan 1, Pitt.-Greensburg 0; Otterbein 1, Carnegie Mellon 0 (ot); Greensboro* 1, Roanoke 1 (2 ot, pk); Messiah 1, Salisbury 0; Merchant Marine 1, Rowan 0; Drew 2, Babson 0; Arcadia 1, Keene St. 0; Williams 4, Richard Stockton 1; St. Lawrence 2, Ithaca 1; Amherst 1, Cortland St. 0. **Third Round:** Trinity (Tex.) 2, Redlands 0; Macalester* 1, Wis.-Whitewater 1 (2 ot, pk); Wheaton (Ill.)* 0, Hope 0 (2 ot, pk); Otterbein* 1, Ohio Wesleyan 1 (2 ot, pk); Messiah 2, Greensboro 1 (ot); Drew 2, Merchant Marine 0; Arcadia* 0, Williams 0 (2 ot, pk); St. Lawrence 1, Amherst 0. **Quarterfinals:** Trinity (Tex.) 1, Macalester 0; Otterbein 2, Wheaton (Ill.) 1 (ot); Messiah 3, Drew 2 (ot); St. Lawrence 2, Arcadia 0. **Semifinals:** Otterbein 3, Trinity (Tex.) 2; Messiah 3, St. Lawrence 0. **Championship:** Messiah 1, Otterbein 0.

**Advanced on penalty kicks.*

2003 First Round: Gust. Adolphus* 0, Wartburg 0 (2 ot, pk); Piedmont 3, Greensboro 1; Hope 3, Wis.-Whitewater 1; Concordia (Wis.) 2, St. Norbert 0; John Carroll 1, Ohio Wesleyan 0; Dominican (Ill.)* 0, Fontbonne 0 (2 ot, pk); Western Conn. St. 1, Johnson & Wales (R.I.) 0; Cortland St. 3, Worcester St. 0; Wheaton (Mass.) 6, CCNY 1; Va. Wesleyan 3, Eastern 2 (2 ot); Muhlenberg* 2, Gordon 2 (2 ot, pk); Rowan 5, Alfred 1. **Second Round:** Redlands* 0, Gust. Adolphus 0 (2 ot, pk); UC Santa Cruz 2, Linfield 1; Piedmont 2, Emory 1; Trinity (Tex.) 5, Ozarks (Ark.) 0; Wis.-Oshkosh 2, Hope 0; Wheaton (Ill.) 7, Concordia (Wis.) 2; John Carroll 2, Carnegie Mellon 1; Dominican (Ill.) 2, Denison 1; Williams* 1, Western Conn. St. 1 (2 ot, pk); MIT 5, Lasell 0; St. Lawrence 1, Cortland St. 0; Wheaton (Mass.)* 0, Bowdoin 0 (2 ot, pk); Drew 3, Va. Wesleyan 0; Stevens Institute 3, Muhlenberg 1; Messiah 3, Penn St.-Behrend 0; Salisbury 1, Rowan 0 (ot). **Third Round:** UC Santa Cruz 1, Redlands 0; Trinity (Tex.)

6, Piedmont 0; Wis.-Oshkosh 1, Wheaton (Ill.) 0; Dominican (Ill.) 2, John Carroll 0; MIT 2, Williams 1 (ot); Wheaton (Mass.) 3, St. Lawrence 2; Drew 2, Stevens Institute 0; Salisbury* 0, Messiah 0 (2 ot, pk). **Quarterfinals:** Trinity (Tex.) 3, UC Santa Cruz 0; Wis.-Oshkosh 1, Dominican (Ill.) 0; Wheaton (Mass.) 1, MIT 0; Drew 1, Salisbury 0. **Semifinals:** Trinity (Tex.) 3, Wis.-Oshkosh 2 (2 ot); Drew* 1, Wheaton (Mass.) 1 (2 ot, pk). **Championship:** Trinity (Tex.) 2, Drew 1.

**Advanced on penalty kicks.*

2004 First Round: Whitworth 2, Colorado Col. 1; Wis.-Whitewater 2, Edgewood 1; Roger Williams 1, Western New Eng. 0; Geneseo St. 1, Rochester Inst. 0; Babson 3, Castleton 0; Wheaton (Ill.) 3, Fontbonne 0; Wartburg 3, Dominican (Ill.) 1; Allegheny* 0, Transylvania 0 (2 ot, pk); Westminster (Pa.) 1, Pitt.-Greensburg 0; Bridgewater St. 2, Baruch 0; Arcadia 1, Roanoke 0 (ot); Elizabethtown 2, Drew 0. **Second Round:** St. Norbert 3, Whitworth 2; UC Santa Cruz* 0, Redlands 0 (2 ot, pk); Gust. Adolphus* 0, Wis.-Whitewater 0 (2 ot, pk); Trinity (Tex.) 2, Texas-Dallas 0; St. Lawrence 3, Roger Williams 0; Williams 5, Hamilton 1; Geneseo St. 3, Keene St. 2; Wheaton (Mass.) 3, Babson 2; Wilmington (Ohio) 2, Wheaton (Ill.) 0; Wartburg 1, Calvin 0; Allegheny* 1, Carnegie Mellon 1 (2 ot, pk); Messiah 5, Westminster (Pa.) 0; Stevens Institute 3, Bridgewater St. 0; Richard Stockton 3, N.C. Wesleyan 2; Salisbury* 1, Arcadia 1 (2 ot, pk); Johns Hopkins* 1, Elizabethtown 1 (2 ot, pk). **Sectional Semifinals:** UC Santa Cruz 3, St. Norbert 0; Gust. Adolphus 1, Trinity (Tex.) 0; Williams 1, St. Lawrence 0 (ot); Geneseo St. 1, Wheaton (Mass.) 0; Wartburg 1, Wilmington (Ohio) 0; Messiah 5, Allegheny 0; Richard Stockton 2, Stevens Institute 1 (ot); Salisbury 1, Johns Hopkins 0. **Sectional Finals:** UC Santa Cruz 1, Gust. Adolphus 0; Geneseo St. 1, Williams 0; Messiah 2, Wartburg 0; Salisbury 4, Richard Stockton 2. **Semifinals:** UC Santa Cruz 3, Geneseo St. 1; Messiah 1, Salisbury 0. **Championship:** Messiah 4, UC Santa Cruz 0.

**Advanced on penalty kicks.*

2005 First Round: Wesleyan (Conn.) 3, Muhlenberg 2; Greensboro 1, Emory 0; Maryville (Tenn.)* 0, Transylvania 0 (2 ot, pk); York (Pa.) 3, Va. Wesleyan 2; New Jersey City 3, DeSales 0; Roger Williams 3, Mount Ida 0; St. Lawrence 4, Medaille 0; Williams 4, Worcester St. 0; Keene St. 4, Wheaton (Mass.) 1; Western New Eng. 2, Western Conn. St. 0; Union (N.Y.) 1, Johnson & Wales (R.I.) 0 (ot); Brockport St. 2, Nazareth 0; Calvin 4, Edgewood 0; John Carroll 3, Wash. & Jeff. 1; Fredonia St. 4, Carnegie Mellon 3 (ot); Loras 1, Dominican (Ill.) 0; Macalester 1, North Park 0; Wheaton (Ill.) 2, Wis.-Whitewater 1; Gust. Adolphus 1, Hope 0; Trinity (Tex.) 3, Hardin-Simmons 2; Salisbury 5, CCNY 0; Stevens Institute 1, Eastern 0; Wartburg 6, St. Norbert 1; Chicago 3, St. John's (Minn.) 2 (ot); Redlands 1, UC Santa Cruz 0. **Second Round:** Messiah 2, Wesleyan (Conn.) 1 (ot); Maryville (Tenn.) 1, Greensboro 0; New Jersey City* 2, York (Pa.) 2 (2 ot, pk); TCNJ

1, Roger Williams 0; St. Lawrence 3, Rochester 1; Williams 2, Keene St. 0; Western New Eng. 2, Union (N.Y.) 1; Plattsburgh St. 5, Brockport St. 2; Calvin 2, Ohio Wesleyan 1; Fredonia St. 1, John Carroll 0; Loras 2, Macalester 0; Gust. Adolphus* 1, Wheaton (Ill.) 1 (2 ot, pk); Trinity (Tex.) 3, Webster 0; Stevens Institute 1, Salisbury 0; Wartburg* 1, Chicago 1 (2 ot, pk); Whitworth 4, Redlands 0. **Sectional Semifinals:** Messiah 5, Maryville (Tenn.) 1; TCNJ 3, New Jersey City 2; Williams 3, St. Lawrence 0; Plattsburgh St. 1, Western New Eng. 0; Fredonia St.* 0, Calvin 0 (2 ot, pk); Gust. Adolphus 3, Loras 0; Trinity (Tex.) 3, Stevens Institute 1; Whitworth 3, Wartburg 0. **Sectional Finals:** Messiah 3, TCNJ 0; Plattsburgh St. 1, Williams 0; Gust. Adolphus 2, Fredonia St. 0; Whitworth 2, Trinity (Tex.) 1 (ot). **Semifinals:** Messiah 4, Plattsburgh St. 0; Gust. Adolphus 2, Whitworth 1. **Championship:** Messiah 1, Gust. Adolphus 0.

**Advanced on penalty kicks.*

2006 First Round: Hobart* 0, Elizabethtown 0 (2 ot, pk); Va. Wesleyan 5, Greensboro 0; N.C. Wesleyan 1, Lynchburg 0 (ot); Gust. Adolphus 1, Loras 0; Wartburg 2, North Park 1; Wheaton (Ill.) 1, Washington-St. Louis 0; Redlands 4, Fontbonne 0; Denison 1, Bethany (W.V.) 0; Ohio Wesleyan* 1, Hope 1 (2 ot, pk); Ohio Northern 2, Transylvania 0; Dominican (Ill.) 6, Aurora 0; St. Norbert* 0, Chicago 0 (2 ot, pk); Wesleyan (Conn.) 5, Baruch 0; Trinity (Tex.) 2, Hardin-Simmons 1; UC Santa Cruz 1, Puget Sound 0; Nazareth 2, Geneseo St. 0; New York U.* 1, Roger Williams 1 (2 ot, pk); St. Lawrence 2, Middlebury 1; Rochester 1, Hamilton 0; Chris. Newport 4, Chestnut Hill 0; Amherst 3, Westfield St. 1; Western New Eng. 2, Wheaton (Mass.) 1; Messiah 2, DeSales 0; Arcadia 3, Frank. & Marsh. 2 (ot); Keene St. 2, Lasell 0. **Second Round:** York (Pa.) 3, Hobart 0; N.C. Wesleyan 1, Va. Wesleyan 0; Wartburg 1, Gust. Adolphus 0; Wheaton (Ill.) 4, Redlands 1; Case Reserve 2, Denison 0; Ohio Wesleyan 1, Ohio Northern 0; Dominican (Ill.) 2, St. Norbert 0; Montclair St. 1, Wesleyan (Conn.) 0; UC Santa Cruz 4, Trinity (Tex.) 0; Nazareth* 2, Medaille 2 (2 ot, pk); New York U. 2, St. Lawrence 0; Stevens Institute 5, Rochester 2; Johns Hopkins 3, Chris. Newport 1; Western New Eng. 1, Amherst 0; Messiah 3, Arcadia 0; Williams 4, Keene St. 0. **Sectional Semifinals:** York (Pa.) 1, N.C. Wesleyan 0; Wheaton (Ill.) 2, Wartburg 1; Ohio Wesleyan* 0, Case Reserve 0 (2 ot, pk); Dominican (Ill.)* 1, Montclair St. 1 (2 ot, pk); Nazareth 1, UC Santa Cruz 0; New York U.* 1, Stevens Institute 1 (2 ot, pk); Johns Hopkins 3, Western New Eng. 0; Messiah* 0, Williams 0 (2 ot, pk). **Sectional Finals:** Wheaton (Ill.)* 0, York (Pa.) 0 (2 ot, pk); Ohio Wesleyan 2, Dominican (Ill.) 0; New York U. 1, Nazareth 0; Messiah 2, Johns Hopkins 1. **Semifinals:** Wheaton (Ill.) 1, Ohio Wesleyan 0; Messiah 3, New York U. 0. **Championship:** Messiah 3, Wheaton (Ill.) 0.

**Advanced on penalty kicks.*



Division I Women's Records

Individual Records.....	134
Individual Leaders	134
Annual Individual Champions	140
Team Records	141
Team Leaders.....	141
Annual Team Champions.....	145
2006 Most Improved Teams.....	145
Polls.....	146



Individual Records

Official NCAA Division I women's soccer records began with the 1982 season and are based on information submitted to the NCAA statistics service by institutions participating in the statistics rankings. Career records of players include only those years in which they competed in Division I. Annual champions started in the 1998 season, which was the first year the NCAA compiled weekly leaders. In statistical rankings, the rounding of percentages and/or averages may indicate ties where none exist. In these cases, the numerical order of the rankings is accurate.

Scoring

POINTS

Game

16—Kristen Arnott, St. Francis (Pa.) vs. Youngstown St., Oct. 18, 2000

Season

97—Mia Hamm, North Carolina, 1992 (25 games)

Career

284—Danielle Fotopoulos, SMU/Florida, 1994-96, 98 (92 games)

POINTS PER GAME

Season

4.23—Ashley Boutte, Southern U., 2003 (55 in 13 games)

Career (Min. 100 Points)

3.41—Kelly Smith, Seton Hall, 1997-99 (174 in 51 games)

GOALS

Game

7—Kristen Arnott, St. Francis (Pa.) vs. Youngstown St., Oct. 18, 2000; Sarah Comeaux, Mississippi vs. Northwestern St., Nov. 1, 1996

Season

39—Christine Sinclair, Portland, 2005 (25 games)

Career

118—Danielle Fotopoulos, SMU/Florida, 1994-96, 98 (92 games)

GOALS PER GAME

Season

1.92—Ashley Boutte, Southern U., 2003 (25 in 13 games)

Career (Min. 40 Goals)

1.49—Kelly Smith, Seton Hall, 1997-99 (76 in 51 games)

ASSISTS

Game

6—Marit Foss, Jacksonville vs. Alabama A&M, Sept. 1, 2000; Anne-Marie Lapalme, Mercer vs. South Carolina St., Aug. 27, 2000; Holly Manthei, Notre Dame vs. Villanova, Nov. 3, 1996; Colleen McMahon, Cincinnati vs. Mt. St. Joseph, Sept. 20, 1982

Season

44—Holly Manthei, Notre Dame, 1996 (26 games)

Career

129—Holly Manthei, Notre Dame, 1994-97 (100 games)

ASSISTS PER GAME

Season

1.69—Holly Manthei, Notre Dame, 1996 (44 in 26 games)

Career (Min. 30 Assists)

1.29—Holly Manthei, Notre Dame, 1994-97 (129 in 100 games)

MINUTES PLAYED

Consecutive

6,670:32—Krista Earp, Northern Ariz., 1997-00 (73 games)

40 GOALS AND 40 ASSISTS

Career

37 players (most recent: Heather O'Reilly, North Carolina, 2003-06; Brittany Timko, Nebraska, 2003-06)

Goalkeeping

SAVES

Game

39—Peggy Poore, Radford vs. North Carolina, Oct. 21, 1982

Season

343—Dayna Dicesare, Robert Morris, 1993 (18 games)

Career

704—Beth Zack, Marist, 1995-98 (66 games)

SAVES PER GAME

Season

24.10—Chantae Hendrix, Robert Morris, 1992 (241 in 10 games)

Career

18.25—Dayna Dicesare, Robert Morris, 1993-96 (657 in 36 games)

SAVE PERCENTAGE

Season

.972—Anne Sherow, North Carolina, 1987 (1 goal allowed, 35 saves in 24 games)

GOALS-AGAINST AVERAGE

Season (Min. 1,200 Minutes)

0.052—Anne Sherow, North Carolina, 1987 (1 GA in 1,712 min.)

Career (Min. 2,500 Minutes)

0.143—Anne Sherow, North Carolina, 1985-88 (4 GA in 2,525 min.)

GOALKEEPER MINUTES PLAYED

Career

8,853:12—Emily Oleksiuk, Penn St., 1998-01

SOLO SHUTOUT PERCENTAGE

Season (Min. 10)

.783—Nicole Barnhart, Stanford, 2002 (18 shutouts in 23 games)

SOLO SHUTOUTS

Season

20—Siri Mullinix, North Carolina, 1998 (26 games, .769 shutout percentage)

Miscellaneous

GAMES PLAYED

Career

107—Robin Confer, North Carolina, 1994-97

FASTEST GOAL FROM START OF GAME

:04—Yael Averbuch, North Carolina vs. Yale, Sept. 3, 2006

FASTEST CONSECUTIVE GOALS BY SAME TEAM

:05—Fresno St. (Jill Pearson, both goals) vs. Cal St. Bakersfield, Sept. 9, 1997; Northwestern (Stephanie Erickson, both goals) vs. Aurora, Sept. 25, 1994

FASTEST CONSECUTIVE GOALS BY SAME PLAYER

:05—Jill Pearson, Fresno St. vs. Cal St. Bakersfield, Sept. 9, 1997; Stephanie Erickson, Northwestern vs. Aurora, Sept. 25, 1994

FASTEST THREE CONSECUTIVE GOALS BY SAME TEAM

:51—Notre Dame (Brittany Bock, Katie Thorlakson, Annie Scheffer) vs. Georgetown, Oct. 23, 2005

FASTEST THREE CONSECUTIVE GOALS BY SAME PLAYER

2:02—Abby Wambach, Florida vs. Arkansas, Nov. 2, 2000 (scored at 67:42, 69:21 and 69:44)

FASTEST FOUR CONSECUTIVE GOALS BY SAME PLAYER

6:26—Karyn Farrar, Mt. St. Mary's vs. St. Peter's, Sept. 18, 2005 (scored at 50:37, 52:48, 54:25 and 57:03)

FASTEST CONSECUTIVE GOALS BY OPPOSING TEAMS

:06—Connecticut (Kristen Graczyk), then Yale (Chandra King), Nov. 1, 2001; Illinois (Hollie Schurr), then Marquette (Kate Gordon), Sept. 17, 2001

CONSECUTIVE GAMES WITH AT LEAST ONE GOAL

17—Tiffany Weimer, Penn St., Aug. 26, 2005, to Oct. 23, 2005; Christine Sinclair, Portland, Nov. 26, 2004, to Oct. 21, 2005

CONSECUTIVE SHUTOUT MINUTES

1,669:25—Anne Sherow, North Carolina, Sept. 5, 1987 to Sept. 3, 1988

Individual Leaders

Game

POINTS

No. Player, Team vs. Opponent

No.	Player, Team vs. Opponent	Date
16	Kristen Arnott, St. Francis (Pa.) vs. Youngstown St.	Oct. 18, 2000
15	Libby Probst, Alabama vs. Nicholls St.	Sept. 16, 2005
15	Sarah Comeaux, Mississippi vs. Northwestern St.	Nov. 1, 1996
14	Yoanna Garcia, Sam Houston St. vs. Texas Southern	Aug. 27, 2004
13	Ashley Boutte, Southern U. vs. Ark.-Pine Bluff	Sept. 26, 2003
13	Kelly Smith, Seton Hall vs. La Salle	Sept. 1, 1999
13	Linda Larsson, South Ala. vs. South Carolina St.	Aug. 29, 1999
13	Christina Kenney, VCU vs. Howard	Oct. 11, 1996
13	Jenn Stephenson, Campbell vs. Col. of Charleston	Oct. 5, 1994
13	Kathy McNabb, Hartford vs. Iona	Sept. 14, 1985
13	Jodi Krauser, Xavier vs. Wooster	Oct. 13, 1984

No. Player, Team vs. Opponent

Date

12	Rebecca Rodriguez, Middle Tenn. vs. Lipscomb	Aug. 27, 2005
12	Mary Parker, Detroit vs. Cleveland St.	Oct. 8, 2004
12	Kristy Coppes, Bowling Green vs. Duquesne	Aug. 27, 2004
12	Tynice Friday, Sam Houston St. vs. Texas Southern	Aug. 27, 2004
12	Ashley Boutte, Southern U. vs. Texas Southern	Sept. 13, 2003
12	Katie French, Alabama vs. Jackson St.	Sept. 22, 2002
12	Rachael Waterhouse, Troy vs. Jackson St.	Oct. 26, 2002
12	Anne-Marie Lapalme, Mercer vs. South Carolina St.	Aug. 27, 2000
12	Danielle Fotopoulos, Florida vs. Auburn	Nov. 9, 1996
12	Christina Kenney, VCU vs. Pittsburgh	Oct. 26, 1996
12	Molly Cameron, Baylor vs. Pittsburg St.	Aug. 30, 1996
12	Carla Moyer, Temple vs. Philadelphia U.1991
12	Deneil Lo Giudice, Army vs. Lafayette	Oct. 6, 1990
12	Kris Moller, Canisius vs. Daemen	Sept. 10, 1986
12	Becky Worman, Wis.-Milwaukee vs. Beloit	Sept. 24, 1985
12	Patti Cassaveh, Rhode Island vs. Fairfield1984

GOALS

No.	Player, Team vs. Opponent	Date
7	Kristen Arnott, St. Francis (Pa.) vs. Youngstown St.	Oct. 18, 2000
7	Sarah Comeaux, Mississippi vs. Northwestern St.	Nov. 1, 1996
6	Kristy Coppes, Bowling Green vs. Duquesne	Aug. 27, 2004
6	Tynise Friday, Sam Houston St. vs. Texas Southern	Aug. 27, 2004
6	Ashley Boutte, Southern U. vs. Texas Southern	Sept. 13, 2003
6	Rachael Waterhouse, Troy vs. Jackson St.	Oct. 26, 2002
6	Kelly Smith, Seton Hall vs. La Salle	Sept. 1, 1999
6	Danielle Fotopoulos, Florida vs. Auburn	Nov. 9, 1996
6	Christina Kenney, VCU vs. Pittsburgh	Oct. 26, 1996
6	Christina Kenney, VCU vs. Howard	Oct. 11, 1996
6	Deneil LoGiudice, Army vs. Lafayette	Oct. 6, 1990
6	Kris Moller, Canisius vs. Daemen	Sept. 10, 1986
6	Becky Worman, Wis.-Milwaukee vs. Beloit	Sept. 24, 1985
6	Kathy McNabb, Hartford vs. Iona	1985
6	Patti Cassaveh, Rhode Island vs. Fairfield	1984
6	Jodi Krauser, Xavier vs. Wooster	Oct. 13, 1984

ASSISTS

No.	Player, Team vs. Opponent	Date
6	Marit Foss, Jacksonville vs. Alabama A&M	Sept. 1, 2000
6	Anne-Marie Lapalme, Mercer vs. South Carolina St.	Aug. 27, 2000
6	Holly Manthei, Notre Dame vs. Villanova	Nov. 3, 1996
6	Colleen McMahon, Cincinnati vs. Mt. St. Joseph	Sept. 20, 1982
5	Kacey White, North Carolina vs. Pepperdine	Nov. 19, 2005
5	Michelle Lavine, Jacksonville vs. Lipscomb	Oct. 16, 2005
5	Libby Probst, Alabama vs. Nicholls St.	Sept. 16, 2005
5	Meghan Chismark, Chattanooga vs. South Carolina St.	Sept. 5, 2004
5	Rakel Logodottir, UNC Greensboro vs. Citadel	Sept. 24, 2003
5	Nicole DePalma, Georgetown vs. Howard	Sept. 4, 2002
5	Carrie Wellman, Air Force vs. Youngstown St.	Aug. 27, 2000
5	Hilla Rantala, South Ala. vs. Howard	Oct. 3, 1998
5	Jun Shen, Iowa St. vs. Kent St.	Oct. 31, 1997
5	Holly Manthei, Notre Dame vs. Seton Hall	Oct. 24, 1997
5	Katie Hornburg, St. Louis vs. Tennessee Tech	Nov. 3, 1996
5	Leah Rutledge, Mississippi vs. Northwestern St.	Nov. 1, 1996
5	Lisa Kryzkowski, Wis.-Milwaukee vs. Valparaiso	Oct. 18, 1996
5	Lisa Whitfield, North Texas vs. Northwestern St.	Sept. 21, 1996
5	Holly Manthei, Notre Dame vs. Butler	Oct. 29, 1995
5	Jennifer O'Connor, UCF vs. Stetson	Oct. 26, 1993
5	Pam Kalinoski, North Carolina vs. UCF	Oct. 20, 1991
5	Kathy Patterson, SMU vs. Trinity (Tex.)	Sept. 20, 1987
5	Gina Bondafide, Monmouth vs. Dickinson	Oct. 5, 1986
5	Sue Gjerset, Wisconsin vs. Lake Forest (Ill.)	Sept. 11, 1986
5	April Heinrichs, North Carolina vs. Warren Wilson	Oct. 29, 1983
5	Sue Passandor, Providence	1983

SAVES

No.	Player, Team vs. Opponent	Date
39	Peggy Poore, Radford vs. North Carolina	Oct. 21, 1982
34	Rachel Barney, Columbia-Barnard vs. Cornell	1991
33	Chantae Hendrix, Robert Morris vs. West Va. Wesleyan	Oct. 13, 1992
33	Rachel Maxi, Xavier vs. Miami (Ohio)	Nov. 3, 1984
33	Lisa Shaw, Providence	1983
31	Nicole Pittaro, Buffalo vs. Michigan	Sept. 17, 1995
31	Nanci Swick, Canisius vs. Buffalo	Sept. 27, 1984
30	Chris Foley, Stony Brook vs. Boston College	Oct. 9, 1992
30	Christy Friedrich, UMBC vs. James Madison	Sept. 8, 1990
29	Melanie Nai, Marist vs. Lehigh	Sept. 8, 1999
29	Cherie Brusky, Kent St. vs. Wis.-Green Bay	Nov. 1, 1997
29	Holly Smith, Arkansas vs. Florida	Nov. 10, 1996
29	Dayna Dicesare, Robert Morris vs. Liberty	Oct. 26, 1994
29	Allison Snooks, Maine vs. Dartmouth	Sept. 25, 1994
29	Caroline Chambers, Colgate vs. Hartford	Sept. 19, 1988
29	Estey Ticknor, Dartmouth vs. Plymouth St.	Oct. 1, 1982

Season

POINTS PER GAME

Player, Team	Year	Games	Points	Avg.
Ashley Boutte, Southern U.	2003	13	55	4.23
Lisa Cole, SMU	1987	21	87	4.14
Jane Baker, Niagara	1985	13	53	4.08
Jenn Stephenson, Campbell	1994	16	64	4.00
Mia Hamm, North Carolina	1992	25	97	3.88
Kelly Smith, Seton Hall	1997	15	56	3.73
Danielle Fotopoulos, Florida	1996	22	81	3.68
Carin Jennings, UC Santa Barb.	1984	22	80	3.64
Tiffany Milbrett, Portland	1992	20	72	3.60
Molly Cameron, Baylor	1996	21	75	3.57
Marilyn Marin, North Texas	2002	19	67	3.53

Player, Team	Year	Games	Points	Avg.
Christine Sinclair, Portland	2005	25	88	3.52
Carin Jennings, UC Santa Barb.	1986	19	66	3.47
Danielle Garrett, SMU	1995	24	83	3.46
Shauna Rohbock, BYU	1996	23	79	3.43
Julie Gnau, Michigan St.	1986	21	72	3.43
Christie Pearce, Monmouth	1996	22	75	3.41
Kris Moller, Canisius	1986	15	51	3.40
Vicki Niemann, Cincinnati	1982	16	53	3.31
Kelly Smith, Seton Hall	1998	17	56	3.29

POINTS

Player, Team	Year	Games	Goals	Assists	Points
Mia Hamm, North Carolina	1992	25	32	33	97
Christine Sinclair, Portland	2005	25	39	10	88
Lisa Cole, SMU	1987	21	37	13	87
Danielle Garrett, SMU	1995	24	32	19	83
Danielle Fotopoulos, Florida	1996	21	34	13	81
Carin Jennings, UC Santa Barb.	1984	22	34	12	80
Shauna Rohbock, BYU	1996	23	35	9	79
Courtney Linex, SMU	1995	25	31	15	77
Abby Wambach, Florida	2001	24	31	14	76
Danielle Fotopoulos, Florida	1998	26	32	11	75
Molly Cameron, Baylor	1996	21	32	11	75
Christie Pearce, Monmouth	1996	22	29	17	75
Lindsay Tarpley, North Carolina	2003	27	23	27	73
Cindy Daws, Notre Dame	1996	26	26	20	72
Tiffany Milbrett, Portland	1992	20	30	12	72
Julie Gnau, Michigan St.	1986	21	29	14	72
Kerri Hanks, Notre Dame	2005	25	28	15	71
Katie Thorlakson, Notre Dame	2005	25	18	35	71
Mandy Clemens, Santa Clara	1999	24	24	23	71
Katie Thorlakson, Notre Dame	2004	27	23	24	70

GOALS PER GAME

Player, Team	Year	Games	Goals	Avg.
Ashley Boutte, Southern U.	2003	13	25	1.92
Lisa Cole, SMU	1987	21	37	1.76
Jenn Stephenson, Campbell	1994	16	27	1.69
Kelly Smith, Seton Hall	1997	15	25	1.67
Jane Baker, Niagara	1985	13	21	1.62
Christine Sinclair, Portland	2005	25	39	1.56
Danielle Fotopoulos, Florida	1996	22	34	1.55
Carin Jennings, UC Santa Barb.	1984	22	34	1.55
Natasha Kai, Hawaii	2003	19	29	1.53
Molly Cameron, Baylor	1996	21	32	1.52
Shauna Rohbock, BYU	1996	23	35	1.52
Tiffany Milbrett, Portland	1992	20	30	1.50
Kim Lynass, Washington St.	1990	20	30	1.50
Jenny Fechner, Santa Clara	1982	18	27	1.50
Tiffany Milbrett, Portland	1991	17	25	1.47
Kelly Smith, Seton Hall	1999	19	27	1.42
Kelly Smith, Seton Hall	1998	17	24	1.41
Lisa Cole, SMU	1990	17	24	1.41
Jennifer Coe, Louisville	1985	17	24	1.41
Liz Pike, American	1990	15	21	1.40
Kris Moller, Canisius	1986	15	21	1.40

GOALS

Player, Team	Year	Games	Goals
Christine Sinclair, Portland	2005	25	39
Lisa Cole, SMU	1987	21	37
Shauna Rohbock, BYU	1996	23	35
Danielle Fotopoulos, Florida	1996	22	34
Carin Jennings, UC Santa Barb.	1984	22	34
Tiffany Weimer, Penn St.	2005	25	32
Danielle Fotopoulos, Florida	1998	26	32
Molly Cameron, Baylor	1996	21	32
Danielle Garrett, SMU	1995	24	32
Mia Hamm, North Carolina	1992	25	32
Abby Wambach, Florida	2001	24	31
Courtney Linex, SMU	1995	25	31
Tiffany Milbrett, Portland	1994	22	30
Tiffany Milbrett, Portland	1992	20	30
Kim Lynass, Washington St.	1990	20	30
Karen Kazmaier, Dayton	1986	22	30
Natasha Kai, Hawaii	2003	19	29
Christie Pearce, Monmouth	1996	22	29
Julie Gnau, Michigan St.	1986	21	29
Diane Kelly, George Washington	1986	22	29

ASSISTS PER GAME

Player, Team	Year	Games	Assists	Avg.
Holly Manthei, Notre Dame	1996	26	44	1.69
Holly Manthei, Notre Dame	1997	24	34	1.42

Player, Team	Year	Games	Assists	Avg.
Katie Thorlakson, Notre Dame.....	2005	25	35	1.40
Carin Jennings, UC Santa Barb.....	1986	19	26	1.37
Mia Hamm, North Carolina.....	1992	25	33	1.32
Leah Rutledge, Mississippi.....	1996	19	25	1.32
Sue Passandor, Providence.....	1983	14	18	1.29
Marit Foss, Jacksonville.....	2000	22	28	1.27
Holly Manthei, Notre Dame.....	1994	25	30	1.20
Pam Kalinoski, North Carolina.....	1991	24	28	1.17
Kathy Patterson, SMU.....	1987	21	24	1.14
Vicki Niemann, Cincinnati.....	1982	16	17	1.06
Sue Williams, Radford.....	1993	18	19	1.06
Kacey White, North Carolina.....	2005	25	25	1.00
Lindsay Tarpley, North Carolina.....	2003	27	27	1.00
Kelly Parker, UTEP.....	2002	19	19	1.00
Marit Foss, Jacksonville.....	1998	20	20	1.00
Andi Melde, Duke.....	1997	21	21	1.00
Jennifer Lalor, Santa Clara.....	1994	20	20	1.00
Lisa Gibbons, Bucknell.....	1994	19	19	1.00
Sue Williams, Radford.....	1993	19	19	1.00
April Kemper, North Carolina St.....	1986	23	23	1.00

ASSISTS

Player, Team	Year	Games	Assists
Holly Manthei, Notre Dame.....	1996	26	44
Katie Thorlakson, Notre Dame.....	2005	25	35
Holly Manthei, Notre Dame.....	1997	25	34
Mia Hamm, North Carolina.....	1992	25	33
Holly Manthei, Notre Dame.....	1994	25	30
Marit Foss, Jacksonville.....	2000	22	28
Pam Kalinoski, North Carolina.....	1991	24	28
Lindsay Tarpley, North Carolina.....	2003	27	27
Carin Jennings, UC Santa Barb.....	1986	19	26
Kacey White, North Carolina.....	2005	25	25
Alyssa Ramsey, North Carolina.....	2003	27	25
Leah Rutledge, Mississippi.....	1996	19	25
Katie Thorlakson, Notre Dame.....	2004	27	24
Kathy Patterson, SMU.....	1987	21	24
Jena Kluegel, North Carolina.....	2000	24	23
Mandy Clemens, Santa Clara.....	1999	24	23
Jennifer Tietjen, Connecticut.....	1996	25	23
April Kemper, North Carolina St.....	1986	23	23
Marcia McDermott, North Carolina.....	1986	25	23
Kerri Hanks, Notre Dame.....	2006	27	22
Jennifer Tietjen, Connecticut.....	1997	26	22
Sara Whalen, Connecticut.....	1997	27	22
Robin Confer, North Carolina.....	1997	28	22
Jenny Streiffer, Notre Dame.....	1996	26	22
Ragen Coyne, Notre Dame.....	1993	21	22

SAVES PER GAME

Player, Team	Year	Games	Saves	Avg.
Chantae Hendrix, Robert Morris.....	1992	10	241	24.10
Jana Stagner, Oral Roberts.....	1993	11	257	23.36
Vicky Ventura, Drexel.....	1994	12	272	22.67
Heather Stone, Fordham.....	1993	16	321	20.06
Dayna Dicesare, Robert Morris.....	1993	18	343	19.06
Dayna Dicesare, Robert Morris.....	1994	16	302	18.88
Christine Shores, Troy.....	1997	17	260	15.29
Cady Jurach, Pacific.....	1993	19	282	14.84
Debbie Goldklang, Penn.....	1991	15	222	14.80
Chris Foley, Stony Brook.....	1992	19	279	14.68
Rachel Barney, Columbia-Barnard.....	1991	15	220	14.67
Heather Stone, Fordham.....	1994	20	293	14.65
Sommer Klarr, Robert Morris.....	1995	15	217	14.47
Allison Snooks, Maine.....	1994	16	230	14.38
Holly Wildman, Tennessee Tech.....	1996	11	157	14.27
Estey Ticknor, Dartmouth.....	1982	13	185	14.23
Beth Zack, Marist.....	1995	17	238	14.00
Whitney James, Delaware St.....	2004	9	124	13.78
Iva English, Chattanooga.....	1996	18	246	13.67
Ardenna Scott, South Carolina St.....	2000	12	163	13.58

SAVES

Player, Team	Year	Games	Saves
Dayna Dicesare, Robert Morris.....	1993	18	343
Heather Stone, Fordham.....	1993	16	321
Dayna Dicesare, Robert Morris.....	1994	16	302
Heather Stone, Fordham.....	1994	20	293
Cady Jurach, Pacific.....	1993	19	282
Chris Foley, Stony Brook.....	1992	19	279
Vicky Ventura, Drexel.....	1994	12	272
Christine Shores, Troy.....	1997	17	260
Jana Stagner, Oral Roberts.....	1993	11	257

Player, Team	Year	Games	Saves
Chantelle Yost, Loyola (Ill.).....	1993	18	247
Iva English, Chattanooga.....	1996	18	246
Mony Sith, Long Island.....	1997	18	242
Chantae Hendrix, Robert Morris.....	1992	10	241
Beth Zack, Marist.....	1995	17	238
Allison Snooks, Maine.....	1994	16	230
Cathy Zoccoli, Southern California.....	1993	19	226
Amy Cavanaugh, Valparaiso.....	1997	19	224
Karen Butler, Loyola (Ill.).....	1992	18	223
Katharine Hill, Western Ill.....	1997	17	222
Debbie Goldklang, Penn.....	1991	15	222

SAVE PERCENTAGE

Player, Team	Year	Games	Saves	GA	Pct.
Anne Sherow, North Carolina.....	1987	24	35	1	.972
Julie Kafka, Lehigh.....	2005	17	81	5	.942
Lori Walker, North Carolina.....	1989	20	63	4	.940
Lizzie Barnes, Navy.....	2006	23	84	6	.933
Ann Shelton, Mississippi.....	2005	20	40	3	.930
Kim Bonafede, Navy.....	2002	21	91	7	.929
Angie Larsen, Fresno St.....	2006	21	105	10	.913
Jasmine Phillips, Maine.....	2006	20	80	8	.909
Katie Shields, Harvard.....	2005	16	79	8	.908
Jillian Loyden, Villanova.....	2006	22	93	10	.903
Krystle Donaldson, Northwestern St.....	2006	15	63	7	.900
Siri Mullinix, North Carolina.....	1997	26	27	3	.900
Marianne Johnson, North Carolina.....	1981	21	44	5	.898
Meghan Coyne, Fla. Atlantic.....	2005	19	26	3	.897
Lindsey Dare, Minnesota.....	2006	13	101	12	.894
Nikki Resnick, Maryland.....	2006	18	122	15	.891
Caitlin Holmes, Nevada.....	2006	13	54	7	.885
Michelle Lodyga, Notre Dame.....	1991	18	76	10	.884
Marisa Viola, Stony Brook.....	2006	17	121	16	.883
Anne Ogundele, Kentucky.....	2006	24	112	15	.882
Staci Pugh, Kennesaw St.....	2006	17	59	8	.881
Kate Macfarlane, Navy.....	2001	20	123	17	.879
Kristie Bowers, Binghamton.....	2005	19	100	14	.877
Jamie Farrell, IUPUI.....	2006	16	71	10	.877
Ali Hirsher, Centenary (La.).....	2005	15	142	20	.877

Must have played in 50% of team's minutes.

GOALS-AGAINST AVERAGE

(Min. 1,200 Minutes)

Player, Team	Year	GA	Min.	GAA
Anne Sherow, North Carolina.....	1987	1	1,712	0.052
Crystal Gordon, Santa Clara.....	1998	3	1,741	0.155
Nicole Barnhart, Stanford.....	2002	4	2,048	0.176
Siri Mullinix, North Carolina.....	1997	3	1,400	0.193
Kathy Kostic, Brown.....	1984	3	1,312	0.206
Crystal Gordon, Santa Clara.....	1999	3	1,303	0.207
Karen Richter, UCF.....	1989	4	1,440	0.250
Lori Walker, North Carolina.....	1989	4	1,403	0.257
Tracy Noonan, North Carolina.....	1995	5	1,697	0.265
Julie Kafka, Lehigh.....	2005	5	1,570	0.287
Sue Wall, Santa Clara.....	1990	5	1,553	0.290
Lizzie Barnes, Navy.....	2006	6	1,852	0.292
Jenni Branam, North Carolina.....	1999	6	1,812	0.298
Beth Huber, North Carolina.....	1984	5	1,493	0.301
Siri Mullinix, North Carolina.....	1998	7	2,069	0.304
Leslie Garrard, Stanford.....	1991	6	1,585	0.341
Shelley Finger, North Carolina.....	1991	6	1,565	0.345
Merridee Proost, North Carolina.....	1988	6	1,558	0.347
Kim Bonafede, Navy.....	2002	7	1,756	0.359
Cori Alexander, Portland.....	2005	8	2,006	0.359
Liz Gonda, William & Mary.....	1985	5	1,250	0.360
LaKeysia Beene, Notre Dame.....	1997	9	2,231	0.363
Janine Szpara, Colorado Col.....	1987	8	1,980	0.364
Leslie Garrard, Stanford.....	1993	8	1,958	0.368

SOLO SHUTOUT PERCENTAGE

(Min. 10 Shutouts)

Player, Team	Year	Games	Shutouts	Pct.
Nicole Barnhart, Stanford.....	2002	23	18	.783
Siri Mullinix, North Carolina.....	1998	26	20	.769
Heather Taggart, Wisconsin.....	1991	20	15	.750
Beth Guccione, Southeast Mo. St.....	2001	18	13	.722
LaKeysia Beene, Notre Dame.....	1997	25	18	.720
Julie Kafka, Lehigh.....	2005	17	12	.706
Heather Taggart, Wisconsin.....	1990	19	13	.684
Erica Izard, Denver.....	2001	21	14	.667
Jenny Willemse, Cal St. Northridge.....	2001	17	11	.647
Erin Kane, Wis.-Milwaukee.....	2006	20	13	.650

Player, Team	Year	Games	Shutouts	Pct.
Tiffany DeCoff, Holy Cross.....	1999	19	12	.632
Tracy Sharp, Loyola Marymount.....	1998	19	12	.632
Chrissy Dolan, Villanova.....	2003	24	15	.625
Emily Oleksiuk, Penn St.....	2000	24	15	.625
Erin Kane, Wis.-Milwaukee.....	2005	21	13	.619
Erica Izard, Denver.....	2002	21	13	.619
Sarah Willis, Eastern Mich.....	1999	21	13	.619
Suzie Grech, Michigan.....	2001	18	11	.611
Meghann Burke, St. Louis.....	2002	20	12	.600
Aly Winget, North Carolina.....	2003	27	16	.593
Christy Hoffman, Cincinnati.....	2001	24	14	.583
Danielle Wiley, Denver.....	2003	19	11	.579
Nicole Williams, Georgia.....	1999	21	12	.571
Lizzie Barnes, Navy.....	2006	23	13	.565
Cheryl Loveless, Portland.....	2000	22	12	.545

SOLO SHUTOUTS

Player, Team	Year	Games	Shutouts
Siri Mullinix, North Carolina.....	1998	26	20
Nicole Barnhart, Stanford.....	2002	23	18
LaKeyisia Beene, Notre Dame.....	1997	25	18
Aly Winget, North Carolina.....	2003	27	16
Anne Rodenbough, North Carolina.....	2006	28	15
Chrissy Dolan, Villanova.....	2003	24	15
Emily Oleksiuk, Penn St.....	2000	24	15
Erica Izard, Denver.....	2001	21	14
Christy Hoffman, Cincinnati.....	2001	24	14
Lizzie Barnes, Navy.....	2006	23	13
Erin Kane, Wis.-Milwaukee.....	2006	20	13
Lauren Karas, Notre Dame.....	2006	26	13
Erin Kane, Wis.-Milwaukee.....	2005	21	13
Alesha Row, Western Caro.....	2005	24	13
Erica Izard, Denver.....	2002	21	13
Beth Guccione, Southeast Mo. St.....	2001	18	13
Karina LeBlanc, Nebraska.....	2000	24	13
Karina LeBlanc, Nebraska.....	1999	25	13
Becca Lief, SMU.....	1999	24	13
Sarah Willis, Eastern Mich.....	1999	21	13
Jen Renola, Notre Dame.....	1995	25	13
Julie Kafka, Lehigh.....	2005	17	12
Jessica Keller, Colorado.....	2004	23	12
Leisha Alcia, Illinois.....	2003	22	12
Cori Alexander, Portland.....	2003	23	12
Vanessa Phillips-Bosshart, Tennessee.....	2003	24	12
Meghann Burke, St. Louis.....	2002	20	12
Cheryl Loveless, Portland.....	2000	22	12
CiCi Peterson, UCLA.....	2000	24	12
Katie Carson, Clemson.....	1999	23	12
Tiffany DeCoff, Holy Cross.....	1999	19	12
Nicole Williams, Georgia.....	1999	21	12
Tracy Sharp, Loyola Marymount.....	1998	19	12

**PLAYERS WITH 20 GOALS AND 20 ASSISTS IN ONE YEAR
(Chronological order)**

Player, Team	Goals	Assists	Points	Year
Carin Jennings, UC Santa Barb.....	20	26	66	1986
Mia Hamm, North Carolina.....	32	33	97	1992
Jenny Streiffer, Notre Dame.....	22	22	66	1996
Cindy Daws, Notre Dame.....	26	20	72	1996
Sara Whalen, Connecticut.....	21	22	64	1997
Kati Kantanen, UNC Greensboro.....	24	20	68	1997
Robin Confer, North Carolina.....	20	22	62	1997
Mandy Clemens, Santa Clara.....	24	23	71	1999
Lindsay Tarpley, North Carolina.....	23	27	73	2003
Katie Thorlakson, Notre Dame.....	23	24	70	2004
Kerri Hanks, Notre Dame.....	22	22	66	2006

Career

**POINTS PER GAME
(Min. 100 Points)**

Player, Team	Years	Games	Points	Avg.
Kelly Smith, Seton Hall.....	1997-99	51	174	3.41
Carin Jennings, UC Santa Barb.....	1983-86	79	264	3.34
Tiffany Milbrett, Portland.....	1990-92, 94	74	246	3.32
Lisa Cole, SMU.....	1987-90	78	246	3.15
Danielle Fotopoulos, SMU/Florida.....	1994-96, 98	92	284	3.09
Mia Hamm, North Carolina.....	1989-90, 92-93	92	278	3.02
Marilyn Marin, North Texas.....	2000-03	79	214	2.71
Jenn Stephenson, Campbell.....	1994-97	53	143	2.70
Christine Sinclair, Portland.....	2001-02, 04-05	94	252	2.68

Player, Team	Years	Games	Points	Avg.
Shannon MacMillan, Portland.....	1992-95	82	219	2.67
Jane Balor, Niagara.....	1985-87	47	125	2.66
Christie Pearce, Monmouth.....	1993-96	80	212	2.65
April Heinrichs, North Carolina.....	1983-86	85	225	2.65
Abby Wambach, Florida.....	1998-01	93	242	2.60
Missy Gregg, Dayton.....	1999-00	43	107	2.49
Kim Lynass, Washington St.....	1990-93	73	177	2.42
Erin O'Grady, Syracuse.....	1997-00	48	116	2.42
Shauna Rohbock, BYU.....	1995-98	90	214	2.38
Deidre Enos, Boston U.....	1997-00	51	121	2.37
Tracey Howell, Niagara.....	1987-90	70	166	2.37
Lisa Gibbons, Bucknell.....	1991-94	71	167	2.35
Natalie Neaton, William & Mary.....	1992-95	81	190	2.35
Bryn Blalack, Texas A&M.....	1994-97	84	192	2.29
Heather O'Reilly, North Carolina.....	2003-06	74	167	2.26
Natasha Kai, Hawaii.....	2002-05	72	162	2.25
Christie Welsh, Penn St.....	1999-02	96	216	2.25

POINTS

Player, Team	Years	Games	Points
Danielle Fotopoulos, SMU/Florida.....	1994-96, 98	92	284
Mia Hamm, North Carolina.....	1989-90, 92-93	92	278
Carin Jennings, UC Santa Barb.....	1983-86	79	264
Christine Sinclair, Portland.....	2001-02, 04-05	94	252
Tiffany Milbrett, Portland.....	1990-92, 94	74	246
Lisa Cole, SMU.....	1987-90	78	246
Abby Wambach, Florida.....	1998-01	93	242
April Heinrichs, North Carolina.....	1983-86	85	225
Shannon MacMillan, Portland.....	1992-95	82	219
Christie Welsh, Penn St.....	1999-02	96	216
Tiffany Weimer, Penn St.....	2002-05	97	214
Marilyn Marin, North Texas.....	2000-03	79	214
Shauna Rohbock, BYU.....	1995-98	90	214
Christie Pearce, Monmouth.....	1993-96	80	212
Jenny Streiffer, Notre Dame.....	1996-99	100	211
Robin Confer, North Carolina.....	1994-97	107	209
Missy Wycinsky, William & Mary.....	1996-99	92	202
Mandy Clemens, Santa Clara.....	1996-99	95	199
Kristine Lilly, North Carolina.....	1989-92	91	197
Bryn Blalack, Texas A&M.....	1994-97	84	192
Debbie Keller, North Carolina.....	1993-96	102	191
Monica Gerardo, Notre Dame.....	1995-98	98	190
Natalie Neaton, William & Mary.....	1992-95	81	190
Jenny Heft, Notre Dame.....	1996-99	96	189
Cindy Parlow, North Carolina.....	1995-98	103	189
Cindy Daws, Notre Dame.....	1993-96	94	189
Tisha Venturini, North Carolina.....	1991-94	95	189

**GOALS PER GAME
(Min. 40 Goals)**

Player, Team	Years	Games	Goals	Avg.
Kelly Smith, Seton Hall.....	1997-99	51	76	1.49
Tiffany Milbrett, Portland.....	1990-92, 94	74	103	1.39
Lisa Cole, SMU.....	1987-90	78	101	1.29
Carin Jennings, UC Santa Barb.....	1983-86	79	102	1.29
Danielle Fotopoulos, SMU/Florida.....	1994-96, 98	92	118	1.28
Christine Sinclair, Portland.....	2001-02, 04-05	94	110	1.17
Kim Lynass, Washington St.....	1990-93	73	83	1.14
Mia Hamm, North Carolina.....	1989-90, 92-93	92	103	1.12
Marilyn Marin, North Texas.....	2000-03	79	88	1.11
Sarah Comeaux, Mississippi.....	1995-96	37	41	1.11
Shannon McMillan, Portland.....	1992-95	82	87	1.06
Jenn Stephenson, Campbell.....	1994-97	60	63	1.05
Missy Gregg, Dayton.....	1999-00	43	45	1.05
Shauna Rohbock, BYU.....	1995-98	90	94	1.04
Abby Wambach, Florida.....	1998-01	93	96	1.03
April Heinrichs, North Carolina.....	1983-86	85	87	1.02
Natasha Kai, Hawaii.....	2002-05	72	72	1.00
Natalie Neaton, William & Mary.....	1992-95	81	81	1.00
Christie Pearce, Monmouth.....	1993-96	80	79	0.99
Liz Pike, American.....	1990-93	68	66	0.97
Theresa Hirschauer, Brown.....	1985-88	64	62	0.97
Jane Baker, Niagara.....	1985-87	47	45	0.96
Tracey Howell, Niagara.....	1987-90	70	67	0.96
Heidi Caruso, Lafayette.....	1990-93	66	63	0.95
Bryn Blalack, Texas A&M.....	1994-97	84	79	0.94
Tiffany Weimer, Penn St.....	2002-05	97	91	0.94

GOALS

Player, Team	Years	Games	Goals
Danielle Fotopoulos, SMU/Florida.....	1994-96, 98	92	118
Christine Sinclair, Portland.....	2001-02, 04-05	94	110

Player, Team	Years	Games	Goals
Tiffany Milbrett, Portland.....	1990-92, 94	74	103
Mia Hamm, North Carolina.....	1989-90, 92-93	92	103
Carin Jennings, UC Santa Barb.	1983-86	79	102
Lisa Cole, SMU.....	1987-90	78	101
Abby Wambach, Florida.....	1998-01	93	96
Shauna Rohbock, BYU.....	1995-98	90	94
Tiffany Weimer, Penn St.	2002-05	97	91
Marilyn Marin, North Texas.....	2000-03	79	88
Shannon MacMillan, Portland.....	1992-95	82	87
April Heinrichs, North Carolina.....	1983-86	85	87
Kim Lyness, Washington St.	1990-93	73	83
Christie Welsh, Penn St.	1999-02	96	82
Natalie Neaton, William & Mary.....	1992-95	81	81
Jenny Heft, Notre Dame.....	1996-99	96	80
Bryn Blalack, Texas A&M.....	1994-97	84	79
Christie Pearce, Monmouth.....	1993-96	80	79
Ali Lord, UNC Greensboro.....	1995-98	89	78
Kristine Lilly, North Carolina.....	1989-92	91	78
Robin Confer, North Carolina.....	1994-97	107	77
Kelly Smith, Seton Hall.....	1997-99	51	76
Missy Wycinsky, William & Mary.....	1996-99	92	75
Monica Gerardo, Notre Dame.....	1995-98	98	73
Natasha Kai, Hawaii.....	2002-05	72	72

ASSISTS PER GAME

(Min. 30 Assists)

Player, Team	Years	Games	Assists	Avg.
Holly Manthei, Notre Dame.....	1994-97	100	129	1.29
Marit Foss, Jacksonville.....	1997-00	80	70	0.88
Mia Hamm, North Carolina.....	1989-90, 92-94	92	72	0.78
Katie Thorlakson, Notre Dame.....	2002-05	95	73	0.77
Carin Jennings, UC Santa Barb.	1983-86	79	60	0.76
Jane Baker, Niagara.....	1985-87	47	35	0.74
Cindy Daws, Notre Dame.....	1993-96	94	67	0.71
Jenny Streiffer, Notre Dame.....	1996-99	100	71	0.71
Alyssa Ramsey, North Carolina.....	2000-03	102	71	0.70
Jennifer Lalor, Santa Clara.....	1992-94, 96	83	57	0.69
Mandy Clemens, Santa Clara.....	1996-99	95	65	0.68
Lindsay Tarpley, North Carolina.....	2002-05	87	59	0.68
Christie Pearce, Monmouth.....	1993-96	80	54	0.68
Heather O'Reilly, North Carolina.....	2003-06	74	49	0.66
Jennifer Tietjen, Connecticut.....	1995-98	98	64	0.65
Anne Makinen, Notre Dame.....	1997-00	90	56	0.62
Aly Wagner, Santa Clara.....	1999-02	81	49	0.60
Leah Rutledge, Mississippi.....	1995-98	75	45	0.60
April Heinrichs, North Carolina.....	1983-86	85	51	0.60
Kacey White, North Carolina.....	2002-05	97	58	0.60
Justi Baumgardt, Portland.....	1993, 95-97	85	50	0.59
Ann Cook, William & Mary.....	1993-97	85	49	0.58
Missy Wycinsky, William & Mary.....	1996-99	92	52	0.57
Kati Kantanen, UNC Greensboro.....	1995-97	62	35	0.56
Shannon Boxx, Notre Dame.....	1995-98	101	57	0.56
Lisa Cole, SMU.....	1987-90	78	44	0.56
Debbie Keller, North Carolina.....	1993-96	102	57	0.56
Beth Aussin, Eastern Ill.	1995-98	79	44	0.56

ASSISTS

Player, Team	Years	Games	Assists
Holly Manthei, Notre Dame.....	1994-97	100	129
Katie Thorlakson, Notre Dame.....	2002-05	95	73
Mia Hamm, North Carolina.....	1989-90, 92-93	92	72
Alyssa Ramsey, North Carolina.....	2000-03	102	71
Jenny Streiffer, Notre Dame.....	1996-99	100	71
Marit Foss, Jacksonville.....	1997-00	80	70
Cindy Daws, Notre Dame.....	1993-96	94	67
Mandy Clemens, Santa Clara.....	1996-99	95	65
Jennifer Tietjen, Connecticut.....	1995-98	98	64
Carin Jennings, UC Santa Barb.	1983-86	79	60
Lindsay Tarpley, North Carolina.....	2002-05	87	59
Kacey White, North Carolina.....	2002-05	97	58
Kaye Brownlee, Furman.....	1998-01	87	57
Shannon Boxx, Notre Dame.....	1995-98	101	57
Debbie Keller, North Carolina.....	1993-96	102	57
Jennifer Lalor, Santa Clara.....	1992-94, 96	83	57
Anne Makinen, Notre Dame.....	1997-00	90	56
Robin Confer, North Carolina.....	1994-97	107	55
Christie Pearce, Monmouth.....	1993-96	80	54
Jen Grubb, Notre Dame.....	1996-99	100	53
Cindy Parlow, North Carolina.....	1995-98	103	53
Christie Welsh, Penn St.	1999-02	96	52
Missy Wycinsky, William & Mary.....	1996-99	92	52
Tisha Venturini, North Carolina.....	1991-94	95	51
Pam Kalinoski, North Carolina.....	1987-89, 91	94	51
Shannon Higgins, North Carolina.....	1986-89	94	51

Player, Team	Years	Games	Assists
April Heinrichs, North Carolina.....	1983-86	85	51

SAVES PER GAME

(Min. 300 Saves)

Player, Team	Years	Games	Saves	Avg.
Dayna Dicesare, Robert Morris.....	1993-96	36	657	18.25
Heather Stone, Fordham.....	1993-94	36	614	17.06
Chris Foley, Stony Brook.....	1991-93	44	537	12.20
Iva English, Chattanooga.....	1996-99	40	478	11.95
Helene Herlihy, Manhattan.....	1991-94	62	677	10.92
Beth Zack, Marist.....	1995-98	66	704	10.67
Jana Stagner, Oral Roberts.....	1993-94, 1997	40	419	10.48
Nicole Pittaro, Buffalo.....	1992-95	41	414	10.10
Sommer Klarr, Robert Morris.....	1995-98	50	493	9.86
Holly Wildman, Tennessee Tech.....	1996-98	44	428	9.73
Lori Graham, Manhattan.....	1995-98	64	618	9.66
Janene Tilden, New Hampshire.....	1985-88	69	643	9.32
Amy Cavanaugh, Valparaiso.....	1996-99	67	620	9.25
Kelly Kaiser, DePaul.....	1996-99	72	664	9.22
Jennifer Gordon, Northwestern St./ Morehead St.	1996-99	63	571	9.06
Betsy Cassels, Lafayette.....	1995-96	49	444	9.06
Maureen McShea, Hartford.....	1985-88	62	556	8.97
Shayna Ross, Providence.....	1996-99	55	473	8.60
Kathy Tarnoff, Brown.....	1987-90	57	488	8.56
Sarah Kesler, Furman.....	1994-95	37	316	8.54
Allison Snooks, Maine.....	1991-94	64	540	8.44
Rachel Barney, Columbia-Barnard.....	1990-94	60	503	8.38
Anne-Marie Witko, UNI.....	2000-03	72	602	8.36
Jennifer Starr, Vermont.....	1986-89	69	572	8.29
Jen Weibel, Arizona.....	1994-96	42	345	8.21

SAVES

Player, Team	Years	Games	Saves
Beth Zack, Marist.....	1995-98	66	704
Helene Herlihy, Manhattan.....	1991-94	62	677
Kelly Kaiser, DePaul.....	1996-99	72	664
Dayna Dicesare, Robert Morris.....	1993-96	36	657
Janene Tilden, New Hampshire.....	1985-88	69	643
Caroline Chambers, Colgate.....	1988-91	70	640
Amy Cavanaugh, Valparaiso.....	1996-99	67	620
Lori Graham, Manhattan.....	1995-98	64	618
Heather Stone, Fordham.....	1993-94	36	614
Anne-Marie Witko, UNI.....	2000-03	72	602
Wendy Scholz, Northwestern.....	1994-97	78	577
Jennifer Starr, Vermont.....	1986-89	69	572
Jennifer Gordon, Northwestern St./Morehead St. ...	1996-99	63	571
Jeannette Nash, Monmouth.....	1988-91	82	563
Maureen McShea, Hartford.....	1985-88	62	556
Allison Snooks, Maine.....	1991-94	64	540
Chris Foley, Stony Brook.....	1991-93	44	537
Stacey Nagle, Seton Hall.....	1995-98	73	536
Genevieve Roy, Stetson.....	1998-00	74	528
Saskia Webber, Rutgers.....	1991-94	78	525
Amy Rudge, Mercer.....	1994-97	66	515
Rachel Barney, Columbia-Barnard.....	1990-94	60	503
Tiffany DeCoff, Holy Cross.....	1998-00	75	500
Sommer Klarr, Robert Morris.....	1995-98	50	493
Kathy Tarnoff, Brown.....	1987-90	57	488

GOALS-AGAINST AVERAGE

(Min. 2,500 Minutes)

Player, Team	Years	GA	Min.	GAA
Anne Sherow, North Carolina.....	1985-88	4	2,525	0.143
Siri Mullinix, North Carolina.....	1995-98	17	5,536	0.276
Leslie Garrard, Stanford.....	1990-94	25	4,828	0.466
Crystal Gordon, Santa Clara.....	1997-00	30	5,742	0.470
Heather Taggart, Wisconsin.....	1988-91	37	6,880	0.484
Erin Fahey, Portland.....	1991-93, 95	22	3,963	0.500
Carla DeSantis, Massachusetts.....	1985-88	30	5,140	0.525
Karina LeBlanc, Nebraska.....	1997-00	38	6,308	0.542
Brianna Scurry, Massachusetts.....	1990-93	38	6,071	0.563
Liz Wagner, Notre Dame.....	1998-01	28	4,364	0.577
Cori Alexander, Portland.....	2003-06	54	8,275	0.587
Karen Richter, UCF.....	1987-90	30	4,545	0.594
LaKeyisia Beene, Notre Dame.....	1996-99	49	6,971	0.633
Becky Hornbacher, Nebraska.....	1996-97	26	3,660	0.639
Tracee Whitley, Harvard.....	1984-88	40	5,493	0.655
Gretchen Overgaard, UCLA.....	1994-95	22	3,014	0.657
Jen Renola, Notre Dame.....	1993-96	62	8,111	0.688
Erika Bohn, Notre Dame.....	2002-05	52	6,788	0.689
Sue Wall, Santa Clara.....	1989-92	41	5,144	0.717
Amy Allman, UCF.....	1984-87	26	3,234	0.724
Kristin Luckenbill, Dartmouth.....	1997-00	54	6,645	0.731

Player, Team	Years	GA	Min.	GAA
Ashley Sulprizio, California	2002-05	35	4,286	0.735
Emily Oleksiuk, Penn St.	1998-01	73	8,853	0.742
Michelle Conroy, Dartmouth	1992-94	24	2,884	0.749
Joey Fritz, Vermont	1988-91	28	3,360	0.750

GOALKEEPER MINUTES PLAYED

Player, Team	Years	Min.
Emily Oleksiuk, Penn St.	1998-01	8,853:12
Cori Alexander, Portland	2003-06	8,274:40
Jen Renola, Notre Dame	1993-96	8,110:40
Megan Swafford, Ball St.	2000-03	8,064:33
Christy Hoffman, Cincinnati	1997-01	7,900:34
Mo Bothwell, Marquette	1997-00	7,831:34
Katherine Mertz, North Carolina St.	1994-97	7,821:00
Nicole Williams, Georgia	1997-00	7,603:54
Meghann Burke, St. Louis	1999-02	7,602:00
Natalie Swanson, St. Mary's (Cal.)	1988-91	7,484:00
Erin McLeod, SMU/Penn St.	2001-02, 04-05	7,479:00
Janine Szpara, Colorado Col.	1985-88	7,235:00
Wendy Scholz, Northwestern	1994-97	7,234:00
Kelly Tyrrell, Colgate	1996-99	7,226:57
Dawn Greathouse, Baylor	1997-00	7,160:01
Stephanie Weisenfeld, Dayton	1999-02	7,085:39
Erika Flanders, Bowling Green	1999-02	7,084:22
Jordan Kellgren, Florida	1999-02	7,004:00
LaKeysia Beene, Notre Dame	1996-99	6,971:11
Megan Tuura, Michigan	2003-06	6,961:14
Danielle Dion, Massachusetts	1994-97	6,914:20
Amanda Smith, UTEP	1996-99	6,894:38
Heather Taggart, Wisconsin	1988-91	6,880:00
Kim McCaskey, Pacific	1996-99	6,871:00
Tina Steck, Towson	1997-00	6,851:00

GAMES PLAYED

Player, Team	Years	Games
Robin Confer, North Carolina	1994-97	107
Bonnie Young, Penn St.	1998-01	104
Rebekah McDowell, North Carolina	1996-99	104
Jen Buczkowski, Notre Dame	2003-06	103
Christie Shaner, Notre Dame	2003-06	103
Megan Mills, Penn St.	1998-01	103
Jen Carlson, Connecticut	1997-00	103
Karina LeBlanc, Nebraska	1997-00	103
Cindy Parlow, North Carolina	1995-98	103
Alyssa Ramsey, North Carolina	2000-03	102
Rakel Karvelsson, North Carolina	1995-98	102
Tiffany Roberts, North Carolina	1995-98	102
Staci Wilson, North Carolina	1994-97	102
Nel Fettig, North Carolina	1994-97	102
Debbie Keller, North Carolina	1993-96	102
Meotis Erikson, Notre Dame	1997-00	101
Shannon Boxx, Notre Dame	1995-98	101
Karyn Hall, Florida	1998-01	100
Emily Oleksiuk, Penn St.	1998-01	100
Lauren Molinaro, Connecticut	1997-00	100
Lorrie Fair, North Carolina	1996-99	100
Jen Grubb, Notre Dame	1996-99	100
Jenny Streiffer, Notre Dame	1996-99	100
Chrissy McCann, Connecticut	1995-98	100
Holly Manthei, Notre Dame	1994-97	100

**PLAYERS WITH 40 GOALS AND 40 ASSISTS
(Chronological Order)**

Player, Team	Goals	Assists	Points	Years
April Heinrichs, North Carolina	87	51	225	1983-86
Carin Jennings, UC Santa Barb.	102	60	264	1983-86
Dianne Manore, UC Santa Barb.	58	42	158	1986-89
Lisa Cole, SMU	101	44	246	1987-90
Kristine Lilly, North Carolina	78	41	197	1989-92
Mia Hamm, North Carolina	103	72	278	1989-90, 92-93
Tiffany Milbrett, Portland	103	40	246	1990-92, 94
Tisha Venturini, North Carolina	69	51	189	1991-94
Shannon MacMillan, Portland	87	45	219	1992-95
Kerry Connors, Connecticut	43	42	128	1993-96
Cindy Daws, Notre Dame	61	67	189	1993-96
Cindy Fix, Detroit	54	42	150	1993-96
Debbie Keller, North Carolina	67	57	191	1993-96
Christie Pearce, Monmouth	79	54	212	1993-96
Jennifer Walek, Minnesota	60	42	162	1993-97
Ann Cook, William & Mary	42	49	133	1993-97
Holly Pedley, Army	48	48	144	1994-97
Robin Confer, North Carolina	77	55	209	1994-97
Cindy Parlow, North Carolina	68	53	189	1995-98
Melissa Pini, Florida	60	40	160	1995-98

Player, Team	Goals	Assists	Points	Years
Danielle Fotopoulos, SMU/Florida	118	48	284	1994-96, 98
Margaret Tietjen, Connecticut	43	43	129	1995-98
Anne Mucci, Northern Ill.	43	43	129	1995-98
Mandy Clemens, Santa Clara	67	65	199	1996-99
Jenny Streiffer, Notre Dame	70	71	211	1996-99
Missy Wycinsky, William & Mary	75	52	202	1996-99
Anne Makinen, Notre Dame	65	56	186	1997-00
Jen Carlson, Connecticut	53	47	153	1997-00
Meotis Erikson, Notre Dame	59	46	164	1998-00
Andi Sellers, Florida	71	43	185	1997, 99-01
Meghan Anderson, Nebraska	48	50	146	1998-01
Abby Wambach, Florida	96	50	242	1998-01
Christie Welsh, Penn St.	82	52	216	1999-02
Alyssa Ramsey, North Carolina	57	71	185	2000-03
Katie Thorlakson, Notre Dame	55	73	183	2002-05
Heather O'Reilly, North Carolina	59	49	167	2003-06
Lindsay Tarpley, North Carolina	59	59	177	2003-06
Brittany Timko, Nebraska	41	42	124	2003-06

Miscellaneous

FASTEST GOAL, START OF GAME

Time	Player, Team	Opponent	Date
:04	Yael Averbuch, North Carolina	Yale	Sept. 3, 2006
:06	Solfrid Andersen, VCU	Charlotte	Sept. 5, 2004
:06	Kristi Cummings, UNC Asheville	Furman	Sept. 18, 1995
:08	Natasha Kai, Hawaii	Morehead St.	Sept. 14, 2003
:08	Monica Holschauer, UCF	Northern Ill.	Oct. 6, 1996
:10	Missy Wycinsky, William & Mary	VCU	Oct. 23, 1999
:10	Jill Cook, Texas	Vanderbilt	Oct. 15, 1995
:11	Stephanie Rigamat, UCLA	San Diego	Sept. 24, 2000
:11	Simone Ferrara, UC Irvine	UCF	Oct. 27, 1997
:12	Kaziah Hill, Boise St.	San Jose St.	Oct. 28, 2001
:12	Justi Baumgardt, Portland	San Diego St.	Sept. 3, 1995
:13	Lindsay Johnson, Illinois	Penn St.	Nov. 11, 2001
:13	Jen Duran, Arizona	Loyola Marymount	Sept. 4, 1995
:14	Mary Worthen, South Carolina	Mississippi	Oct. 14, 2005
:14	Rachelle Snyder, Penn	Delaware	Sept. 9, 2001
:15	Shannon Leahy, South Ala.	Howard	Oct. 3, 1998
:15	Michelle McCarthy, Notre Dame	Xavier	Oct. 8, 1993
:15	Linda Hoffman, Santa Clara	Sonoma St.	Oct. 2, 1990

FASTEST CONSECUTIVE GOALS, SAME TEAM

Time	Players, Team	Opponent	Date
:05	Jill Pearson (both), Fresno St.	Cal St. Bakersfield	Sept. 9, 1997
:05	Stephanie Erickson (both), Northwestern	Aurora	Sept. 25, 1994
:10	Christine Liberto (both), Mississippi	Memphis	Sept. 13, 2005
:10	Maren Hendershot (both), BYU	Wyoming	Oct. 21, 1999
:11	Karissa Brown and Sarah Foote, Drake	North Dakota St.	Sept. 17, 2006
:11	Sarah Wong (both), Mississippi	Chattanooga	Sept. 5, 1998
:12	Carli Lloyd and Keri Lages, Rutgers	La Salle	Sept. 17, 2001
:13	Amelia Sheveland (both), Navy	Drexel	Sept. 7, 2003
:13	Kim Woldt (both), Wis.-Green Bay	Arkansas	Oct. 1, 1999
:14	Ashley Mitnick and Rachel Cohen, LSU	Alabama	Oct. 13, 2000
:14	Jo Hinks (both), Iowa St.	Kent St.	Oct. 31, 1997
:14	Katie Baruth and Valerie Page, Texas	Kansas	Sept. 15, 1996
:15	Joanna Lohman and Tiffany Weimer, Penn St.	Iowa	Sept. 21, 2003
:15	Megheen Walker (both), Iowa St.	Kan. Newman	Oct. 15, 1997
:15	Andi Sellers (both), Florida	Florida Int'l	Sept. 7, 1997
:16	Sarah Oligney and Dixie Schubert, Wis.-Green Bay	Weber St.	Sept. 6, 2003
:16	Lindsey Whitehead and Beth McHugh, Dayton	Duquesne	Oct. 25, 2002
:16	Kelli Wilson and Kase McCoy, Northwestern	IPFW	Oct. 28, 2001
:16	Christie Welsh (both), Penn St.	Indiana	Sept. 22, 2000
:16	Allison Marra (both), Loyola Marymount	Gonzaga	Nov. 5, 1999
:16	Missy Wycinsky and Kristen Woffer, William & Mary	UNC Wilmington	Oct. 20, 1999
:16	Erin Baxter and Abby Wambach, Florida	Old Dominion	Oct. 4, 1998

FASTEST CONSECUTIVE GOALS, OPPOSING TEAMS

Time	First Goal	Second Goal	Date
:06	Kristen Graczyk, Connecticut	Chandra King, Yale	Nov. 1, 2001
:06	Hollie Schurr, Illinois	Kate Gordon, Marquette	Sept. 17, 2001
:08	KayAnne Gummersal, Duke	Holly Gault, Kansas	Sept. 10, 2006
:08	Tasha Hagan, Hawaii	Rosette Rough, Long Island	Sept. 19, 2002
:10	Cara LeMaster, Eastern Ill.	Erika Todd, Southeast Mo. St.	Nov. 10, 2002
:10	Courtney Carter, Oregon St.	Dania Cabello, California	Oct. 20, 2002
:10	Michelle Bruntlett, Vanderbilt	Nicole Greathead, Georgia	Nov. 3, 2000
:10	Erin Duemmel, Morehead St.	Ida Hakansson, Eastern Ill.	Sept. 25, 1999
:10	Kristen Luoma, Oakland	Holly Toth, Dayton	Sept. 3, 1999
:11	Beth Liesen, Eastern Ill.	Kristen Heil, Missouri	Sept. 19, 2003
:12	Parrissa Eyorokon, Purdue	Elizabeth Chudy, Wis.-Milwaukee	Oct. 30, 2004
:12	Jodi Staffne, Wis.-Milwaukee	Kathie Keach, Illinois St.	Aug. 29, 1996
:13	Erin O'Grady, Syracuse	Lindsay Eckles, Ohio St.	Aug. 27, 2000
:14	Colleen Hoban, Ohio St.	Jessica Beers-Altman, Georgetown	Sept. 8, 2002
:14	Stacey Mallison, California	Brianne Carmody, Washington St.	Nov. 5, 1999
:14	Emily Seebert, Auburn	Jamie Harlor, Portland St.	Oct. 3, 1999
:15	Beth McHugh, Dayton	Katie Schwager, Duquesne	Oct. 25, 2002
:15	Mari Hoff, Michigan	Lindsay Johnson, Illinois	Nov. 6, 1999

FASTEST THREE CONSECUTIVE GOALS, SAME TEAM

Time	Players, Team	Opponent	Date
:51	Brittany Bock, Katie Thorlakson, Annie Schefer, Notre Dame	Georgetown	Oct. 23, 2005
1:03	Brigitte Fox two goals, Katie Eames, Navy	Citadel	Oct. 24, 2002
2:02	Abby Wambach all three goals, Florida	Arkansas	Nov. 2, 2000

CONSECUTIVE GAMES WITH AT LEAST ONE GOAL

No.	Player, Team	From	To
17	Tiffany Weimer, Penn St.	Aug. 26, 2005	Oct. 23, 2005
17	Christine Sinclair, Portland	Nov. 26, 2004	Oct. 21, 2005
15	Brandi Chastain, Santa Clara	Aug. 28, 1990	Oct. 19, 1990
13	Tiffany Weimer, Penn St.	Sept. 24, 2004	Nov. 5, 2004
11	Maria Kun, Hartford	Oct. 10, 1997	Nov. 9, 1997

No.	Player, Team	From	To
10	Amanda Guertin, Notre Dame	Oct. 12, 2001	Nov. 18, 2001
10	Abby Wambach, Florida	Oct. 7, 2001	Nov. 9, 2001
10	Missy Gregg, Dayton	Oct. 1, 1999	Nov. 5, 1999
10	Christie Pearce, Monmouth	Sept. 28, 1996	Oct. 31, 1996
10	Courtney Linex, SMU	Oct. 8, 1995	Nov. 5, 1995
9	Natasha Kai, Hawaii	Sept. 28, 2003	Oct. 27, 2003
9	Kim McNally, Southeastern La.	Oct. 6, 2002	Nov. 3, 2002
9	Mandy Heintz, LSU	Sept. 8, 2002	Oct. 6, 2002
9	Sarah Yohe, Florida	Sept. 4, 1999	Oct. 3, 1999
9	Annie Wayland, Illinois St.	Aug. 27, 1999	Sept. 28, 1999
9	Traci Arkenberg, UCLA	Sept. 26, 1997	Oct. 31, 1997
9	Meotis Erikson, Notre Dame	Sept. 26, 1997	Oct. 26, 1997
9	Laurie Hegedorn, New Mexico	Sept. 18, 1997	Oct. 17, 1997
9	Kelly Smith, Seton Hall	Sept. 13, 1997	Oct. 10, 1997
9	Amy VanLaecke, Notre Dame	Oct. 19, 1995	Nov. 26, 1995
9	Shelley Marusak, Centenary (La.)	Sept. 27, 1995	Oct. 18, 1995
9	Cori Thornton, Navy	Sept. 4, 1994	Oct. 3, 1994
9	Kim Lynass, Washington St.	Oct. 14, 1990	Sept. 8, 1991

CONSECUTIVE SHUTOUT MINUTES

No.	Player, Team	From	To
1,669:25	Anne Sherow, North Carolina	Sept. 5, 1987	Sept. 3, 1988
1,268:29	Crystal Gordon, Santa Clara	Sept. 19, 1998	Dec. 4, 1998
1,114:00	Jenni Branam, North Carolina	Oct. 8, 1999	Dec. 5, 1999
1,003:58	Tiffany DeCoff, Holy Cross	Sept. 25, 1999	Nov. 10, 1999
966:36	Erika Bohm, Notre Dame	Sept. 28, 2003	Oct. 29, 2003
884:00	Lori Houlihan, Monmouth	Sept. 18, 1996	Oct. 25, 1996
859:23	Lizzie Barnes, Navy	Sept. 17, 2006	Oct. 29, 2006
855:17	Nicole Williams, Georgia	Nov. 16, 1998	Sept. 24, 1999
832:35	Michelle Meglaughlin, Ohio	Sept. 10, 2004	Oct. 17, 2004
828:25	Becky Hornbacher, Nebraska	Sept. 14, 1997	Nov. 2, 1997
826:01	Erica Izard, Denver	Sept. 21, 2001	Oct. 25, 2001
810:00	Annah Castellini, Army	1993	1993
803:27	Erica Izard, Denver	Oct. 4, 2002	Nov. 15, 2002
786:34	Monica Cox, Indiana	Oct. 2, 1993	Oct. 31, 1993
771:17	Ann Shelton, Mississippi	Sept. 8, 2005	Oct. 28, 2005
723:00	Anne Kluetmeier, Penn	Sept. 12, 1998	Sept. 29, 1998
717:10	Erin Kane, Wis.-Milwaukee	Oct. 16, 2005	Nov. 13, 2005
710:22	Karina LeBlanc, Nebraska	Sept. 15, 2000	Oct. 8, 2000
700:08	Tamara Browder, Washington	Oct. 12, 1991	Sept. 5, 1992

Annual Individual Champions

Points Per Game

Season	Player, Team	Cl.	G	GO	A	P	Avg.
1998	Kelly Smith, Seton Hall	Jr.	17	24	8	56	3.29
1999	Kelly Smith, Seton Hall	Sr.	19	27	8	62	3.26
2000	Lara Brown, Centenary (La.)	So.	18	23	8	54	3.00
2001	Abby Wambach, Florida	Sr.	24	31	14	76	3.17
2002	Marilyn Marin, North Texas	Jr.	19	26	15	67	3.53
2003	Ashley Boutte, Southern U.	Fr.	13	25	5	55	4.23
2004	Leeanna Woodworth, Gardner-Webb	Jr.	20	22	15	59	2.95
2005	Christine Sinclair, Portland	Sr.	25	39	10	88	3.52
2006	Belinda Kanda, Alabama A&M	So.	16	20	9	49	3.06

Goals Per Game

Season	Player, Team	Cl.	G	GO	Avg.
1998	Kelly Smith, Seton Hall	Jr.	17	24	1.41
1999	Kelly Smith, Seton Hall	Sr.	19	27	1.42
2000	Lara Brown, Centenary (La.)	So.	18	23	1.28
2001	Abby Wambach, Florida	Sr.	24	31	1.29
2002	Rosie Luzak, Niagara	Jr.	18	25	1.39
2003	Ashley Boutte, Southern U.	Fr.	13	25	1.92
2004	Emily Parmarter, Jackson St.	So.	18	21	1.17
2005	Christine Sinclair, Portland	Sr.	25	39	1.56
2006	Belinda Kanda, Alabama A&M	So.	16	20	1.25

Assists Per Game

Season	Player, Team	Cl.	G	A	Avg.
1998	Marit Foss, Jacksonville	So.	20	20	1.00
1999	Mandy Clemens, Santa Clara	Sr.	24	23	0.96
2000	Marit Foss, Jacksonville	Sr.	22	28	1.27

Season	Player, Team	Cl.	G	A	Avg.
2001	Aly Wagner, Santa Clara	Jr.	24	20	0.83
2002	Kelly Parker, UTEP	Sr.	19	19	1.00
2003	Lindsay Tarpley, North Carolina	So.	27	27	1.00
2004	Katie Thorlakson, Notre Dame	Jr.	27	24	0.89
2005	Katie Thorlakson, Notre Dame	Sr.	25	35	1.40
2006	Sarah Clapham, Kennesaw St.	So.	17	15	0.88

Goals-Against Average

Season	Player, Team	Cl.	G	MIN	GA	GAA
1998	Crystal Gordon, Santa Clara	So.	22	1,741	3	0.155
1999	Crystal Gordon, Santa Clara	Jr.	21	1,303	3	0.207
2000	Elizabeth Wagner, Notre Dame	Jr.	25	2,060	9	0.393
2001	Shanna Caldwell, Connecticut	Sr.	18	1,149	5	0.392
2002	Nicole Barnhart, Stanford	So.	23	2,047	4	0.176
2003	Ashley Mason, Utah	Fr.	16	1,194	4	0.302
2004	Erika Bohm, Notre Dame	Jr.	25	1,987	9	0.408
2005	Ann Shelton, Mississippi	So.	20	1,008	3	0.268
2006	Lizzie Barnes, Navy	So.	23	1,852	6	0.292

Saves Per Game

Season	Player, Team	Cl.	G	SV	Avg.
1998	Christine Handte, Youngstown St.	Fr.	15	158	10.53
1999	Stacy O'Neil, Nicholls St.	Jr.	19	205	10.79
2000	Champaigne Beidler, St. Peter's	Sr.	17	193	11.35
2001	Sarah Cronin, St. Peter's	Sr.	17	189	11.12
2002	Sarah Broadbent, Austin Peay	Jr.	15	156	10.40
2003	Natasha McFadden, Mississippi Val.	Fr.	19	186	9.79
2004	Whitney James, Delaware St.	Fr.	9	124	13.78
2005	Tatum Irving, Alcorn St.	Fr.	11	141	12.82
2006	Katie Shelton, Lipscomb	Jr.	17	206	12.12

Save Percentage*

Season	Player, Team	Cl.	G	SV	GA	Pct.
2005	Julie Kafka, Lehigh	Fr.	17	81	5	.942
2006	Lizzie Barnes, Navy	So.	23	84	6	.933

*Category added in 2005

Team Records

Official NCAA Division I women's soccer records began with the 1982 season and are based on information submitted to the NCAA statistics service by institutions participating in the statistics rankings. Annual champions started in the 1998 season, which was the first year the NCAA compiled weekly leaders. In statistical rankings, the rounding of percentages and/or averages may indicate ties where none exist. In these cases, the numerical order of the rankings is accurate.

Scoring

POINTS

Game

59—Sam Houston St. vs. Texas Southern, Aug. 27, 2004;
Liberty vs. South Carolina St., Oct. 9, 1999; UTEP vs. Troy, Aug. 30, 1997

GOALS

Game

24—Hartford vs. Iona, Sept. 14, 1985

Season

140—Notre Dame, 1996 (26 games)

GOALS PER GAME

Season

6.15—Prairie View, 2004 (80 goals in 13 games)

ASSISTS

Game

24—Notre Dame vs. Providence, Aug. 31, 1996

CORNER KICKS

Game

22—UNC Wilmington vs. Chowan, Sept. 7, 1995

Defense

SAVES

Game

39—Radford vs. North Carolina, Oct. 21, 1982

Season

383—Arkansas, 1994 (20 games)

SAVES PER GAME

Season

21.54—Robert Morris, 1992 (13 games)

SAVE PERCENTAGE

Season

.946—Lehigh, 2005 (5 goals allowed, 87 saves)

GOALS-AGAINST AVERAGE

Season

0.082—North Carolina, 1987 (2 GA in 2,190 min.)

SHUTOUTS

Season

22—North Carolina, 1997 (28 games); North Carolina, 1987 (24 games)

SHUTOUT PERCENTAGE

Season

.917—North Carolina, 1987 (22 in 24 games)

Miscellaneous

CONSECUTIVE WINS

92—North Carolina, Oct. 12, 1990 to Sept. 30, 1994

CONSECUTIVE GAMES WITHOUT A LOSS

103—North Carolina, Sept. 30, 1986 to Sept. 17, 1990 (includes ties)

CONSECUTIVE HOME WINS

84—North Carolina, Sept. 6, 1986 to Sept. 18, 1994

CONSECUTIVE HOME GAMES WITHOUT A LOSS

84—North Carolina, Sept. 6, 1986 to Sept. 18, 1994

CONSECUTIVE CONFERENCE WINS

(Includes conference tournaments)

55—North Carolina, Oct. 23, 1994 to Sept. 1, 2000

CONSECUTIVE CONFERENCE GAMES WITHOUT A LOSS

(Includes conference tournaments)

55—North Carolina, Oct. 23, 1994 to Sept. 1, 2000

CONSECUTIVE SHUTOUTS

16—Santa Clara, Sept. 24, 1998 to Nov. 28, 1998

WINS IN A SEASON

27—North Carolina, 2006; North Carolina, 2003; North Carolina, 1997

CONSECUTIVE WINNING SEASONS

25—Connecticut, 1982 to present; North Carolina, 1982 to present; William & Mary, 1982 to present

MOST IMPROVED WON-LOST RECORD

15—South Ala., 2-17-0 (1996) to 18-3-1 (1997)

TIES IN A SEASON

9—William & Mary, 2005 (7-4-9)

0-0 TIES IN A SEASON

4—Michigan, 2006

OVERTIME GAMES IN A SEASON

11—William & Mary, 2005 (1-1-9 in overtime games, 7-4-9 overall)

Team Leaders

Game

POINTS

No. Team vs. Opponent

No.	Team vs. Opponent	Date
59	Sam Houston St. vs. Texas Southern	Aug. 27, 2004
59	Liberty vs. South Carolina St.	Oct. 9, 1999
59	UTEP vs. Troy	Aug. 30, 1997
57	SMU vs. Trinity (Tex.)	Sept. 20, 1987
56	Mercer vs. South Carolina St.	Aug. 27, 2000
56	Hartford vs. Iona	Sept. 14, 1985
55	Radford vs. UNC Asheville	Oct. 5, 1986
53	Centenary (La.) vs. Louisiana Col.	Oct. 27, 1999
52	South Ala. vs. South Carolina St.	Aug. 29, 1999
52	North Texas vs. Troy	Aug. 31, 1997
52	Notre Dame vs. Providence	Aug. 31, 1996
52	Cincinnati vs. Mt. St. Joseph	Sept. 20, 1982
51	Alabama vs. Jackson St.	Sept. 22, 2002
50	UCF vs. Alabama	Sept. 27, 1986
48	VCU vs. Youngstown St.	Sept. 10, 2000
45	South Ala. vs. South Carolina St.	Aug. 25, 2000
45	Northwestern St. vs. Louisiana Col.	Sept. 1, 1998
45	Wis.-Milwaukee vs. Western Ill.	Sept. 5, 1997
45	Connecticut vs. West Virginia	1996

GOALS

No. Team vs. Opponent

No.	Team vs. Opponent	Date
24	Hartford vs. Iona	Sept. 14, 1985
23	Sam Houston St. vs. Texas Southern	Aug. 27, 2004
23	Liberty vs. South Carolina St.	Oct. 9, 1999

No. Team vs. Opponent

No.	Team vs. Opponent	Date
22	North Texas vs. Troy	Aug. 31, 1997
22	Radford vs. UNC Asheville	Oct. 5, 1986
21	South Ala. vs. South Carolina St.	Aug. 29, 1999
20	Alabama vs. Jackson St.	Sept. 22, 2002
20	UTEP vs. Troy	Aug. 30, 1997
19	Centenary (La.) vs. Alcorn St.	Sept. 24, 2002
19	Mercer vs. South Carolina St.	Aug. 27, 2000
19	Centenary (La.) vs. Louisiana Col.	Oct. 27, 1999
19	Cincinnati vs. Mt. St. Joseph	Sept. 20, 1982
18	South Ala. vs. Jackson St.	Aug. 31, 2002
18	Oral Roberts vs. Troy	Sept. 6, 1997
18	SMU vs. Trinity (Tex.)	Sept. 20, 1987
18	Louisville vs. Kentucky	Sept. 21, 1985

ASSISTS

No. Team vs. Opponent

No.	Team vs. Opponent	Date
24	Notre Dame vs. Providence	Aug. 31, 1996
21	Connecticut vs. West Virginia	1996
21	SMU vs. Trinity (Tex.)	Sept. 20, 1987
19	UTEP vs. Troy	Aug. 30, 1997
18	Mercer vs. South Carolina St.	Aug. 27, 2000
17	Nebraska vs. Ark.-Little Rock	Aug. 27, 2000
17	Notre Dame vs. La Salle	Sept. 4, 1993
16	Navy vs. Rider	Oct. 22, 2000
16	Nebraska vs. Colorado	Oct. 13, 1996
16	UCF vs. Alabama	Sept. 27, 1986
15	North Carolina vs. South Carolina	Sept. 8, 2000
15	Centenary (La.) vs. Louisiana Col.	Oct. 27, 1999
15	Clemson vs. Alabama	Sept. 1, 1998

No.	Team vs. Opponent	Date
15	Northwestern St. vs. Louisiana Col.	Sept. 1, 1998
15	Mississippi vs. Northwestern St.	Nov. 1, 1996
15	George Mason vs. East Caro.	Sept. 4, 1994

SAVES

No.	Team vs. Opponent	Date
39	Radford vs. North Carolina	Oct. 21, 1982
34	Columbia-Barnard vs. Cornell	1991
33	Robert Morris vs. West Va. Wesleyan	Oct. 13, 1992
33	Xavier vs. Miami (Ohio)	Nov. 3, 1984
33	Providence	1983
31	Buffalo vs. Michigan	Sept. 17, 1995
31	UC Irvine vs. Washington St.	1993
31	Canisius vs. Buffalo	Sept. 27, 1984
30	Stony Brook vs. Boston College	Oct. 9, 1992
30	UMBC vs. James Madison	Sept. 8, 1990
29	Marist vs. Lehigh	Sept. 8, 1999
29	Kent St. vs. Wis.-Green Bay	Nov. 1, 1997
29	Arkansas vs. Florida	Nov. 10, 1996
29	Robert Morris vs. Liberty	Oct. 26, 1994
29	Maine vs. Dartmouth	Sept. 25, 1994
29	Dartmouth vs. Plymouth St.	Oct. 1, 1982

Season

GOALS PER GAME

Team	Year	Games	No.	Avg.
Prairie View	2004	13	80	6.15
Cincinnati	1982	16	96	6.00
Notre Dame	1997	25	135	5.40
Notre Dame	1996	26	140	5.38
North Carolina	1982	21	112	5.33
North Carolina	1992	25	132	5.28
Mississippi Val.	2004	18	91	5.06
North Carolina	1984	25	120	4.80
North Carolina	1983	20	95	4.75
North Carolina	1985	21	98	4.61
North Carolina	1986	25	113	4.52
Santa Clara	1999	24	108	4.50
Notre Dame	1993	22	97	4.47
UTEP	2002	19	84	4.42
Notre Dame	2005	25	110	4.40
Connecticut	1996	25	109	4.36
Nebraska	1999	25	108	4.32
North Carolina St.	1984	16	68	4.25
North Carolina	1994	27	114	4.22
North Carolina	1991	24	101	4.21

GOALS

Team	Year	Games	Goals
Notre Dame	1996	26	140
Notre Dame	1997	25	135
North Carolina	1992	25	132
North Carolina	1984	25	120
North Carolina	1997	28	117
North Carolina	1994	27	114
North Carolina	2003	27	113
North Carolina	1986	25	113
North Carolina	1982	21	112
Notre Dame	2005	25	110
Connecticut	1996	25	109
North Carolina	1996	26	109
Nebraska	1999	25	108
Santa Clara	1999	24	108
North Carolina	1995	26	108
Notre Dame	1994	25	104
North Carolina	1991	24	101
Notre Dame	1998	25	99
North Carolina	1989	25	99
Notre Dame	1999	26	98
North Carolina	1998	26	98
Florida	1996	25	98
SMU	1995	25	98
North Carolina	1985	21	98

GOALS-AGAINST AVERAGE (Min. 1,200 Minutes)

Team	Year	GA	Min.	GAA
North Carolina	1987	2	2,190	0.082
Santa Clara	1998	4	2,204	0.163

Team	Year	GA	Min.	GAA
Stanford	2002	4	2,101	0.171
North Carolina	1995	6	2,370	0.228
North Carolina	1984	6	2,220	0.243
North Carolina	1998	7	2,438	0.258
Lehigh	2005	5	1,665	0.270
North Carolina	1997	8	2,502	0.288
Santa Clara	1990	7	1,830	0.344
Portland	2005	9	2,297	0.353
North Carolina	1989	9	2,280	0.355
Notre Dame	1997	9	2,231	0.363
Navy	2002	8	1,960	0.367
Navy	2006	9	2,180	0.372
North Carolina	1991	9	2,160	0.375
North Carolina	1982	8	1,890	0.381
Maine	2006	8	1,882	0.383
Notre Dame	2000	10	2,306	0.390
North Carolina	1986	10	2,280	0.395
North Carolina	1988	9	2,010	0.403

SAVES PER GAME

Team	Year	Games	Saves	Avg.
Robert Morris	1992	13	280	21.54
Fordham	1993	16	321	20.06
Tennessee Tech	1997	16	314	19.63
Arkansas	1994	20	383	19.15
Robert Morris	1993	18	343	19.06
Robert Morris	1994	16	302	18.88
Troy	1997	18	286	15.88
Stony Brook	1992	20	313	15.65
Pacific	1993	19	296	15.58
Marist	1995	17	261	15.35
Penn.	1991	15	230	15.33
Arkansas	1995	19	291	15.32
Fordham	1994	20	296	14.80
Columbia-Barnard	1991	15	220	14.67
Arkansas	1993	20	292	14.60
Dartmouth	1982	14	202	14.43
Maine	1994	16	233	14.38
Tennessee Tech	1996	11	157	14.27
Valparaiso	1993	18	249	13.83
Long Island	1997	18	247	13.72

SAVES

Team	Year	Games	Saves
Arkansas	1994	20	383
Robert Morris	1993	18	343
Fordham	1993	16	321
Tennessee Tech	1997	16	314
Stony Brook	1992	20	313
Robert Morris	1994	16	302
Fordham	1994	20	296
Pacific	1993	19	296
Arkansas	1993	20	292
Arkansas	1995	19	291
Troy	1997	18	286
Robert Morris	1992	13	280
Valparaiso	1997	21	264
Marist	1995	17	261
Monmouth	1986	22	250
Valparaiso	1993	18	249
Long Island	1997	18	247
Chattanooga	1996	18	247
Kent St.	1997	19	233
Maine	1994	16	233

SAVE PERCENTAGE

Team	Year	Games	Saves	GA	Pct.
Lehigh	2005	18	87	5	.946
Navy	2006	24	101	9	.918
Fresno St.	2006	21	107	10	.915
Maine	2006	20	80	8	.909
Harvard	2005	16	80	8	.909
Villanova	2006	22	96	11	.897
Maryland	2006	18	125	15	.893
Kentucky	2006	24	117	15	.886
Samford	2005	23	92	13	.876
Binghamton	2005	20	113	16	.876
Iona	2005	19	120	17	.876

SHUTOUT PERCENTAGE (Min. 12 Shutouts)

Team	Year	Games	No.	Pct.
North Carolina	1987	24	22	.917

Team	Year	Games	No.	Pct.
Santa Clara.....	1998	24	21	.875
Stanford.....	2002	23	19	.826
Brown.....	1984	15	12	.800
Navy.....	2006	24	19	.792
North Carolina.....	1997	28	22	.786
North Carolina.....	1998	26	20	.769
North Carolina.....	1995	26	20	.769
Fresno St.....	2006	21	16	.762
Fla. Atlantic.....	2005	21	16	.762
Colorado Col.....	1986	21	16	.762
North Carolina.....	1982	21	16	.762
North Carolina.....	1989	25	19	.760
North Carolina.....	1984	25	19	.760
Monmouth.....	1995	20	15	.750
Wisconsin.....	1991	20	15	.750
Santa Clara.....	1990	20	15	.750
North Carolina St.....	1988	24	18	.750
North Carolina.....	1994	27	20	.741
William & Mary.....	1986	19	14	.737

SHUTOUTS

Team	Year	Games	Shutouts
North Carolina.....	1997	24	22
North Carolina.....	1987	28	22
Santa Clara.....	1998	24	21
North Carolina.....	1998	26	20
North Carolina.....	1995	26	20
North Carolina.....	1994	27	20
Navy.....	2006	24	19
Notre Dame.....	2006	27	19
North Carolina.....	2003	27	19
Stanford.....	2002	23	19
North Carolina.....	1989	25	19
North Carolina.....	1984	25	19
UCLA.....	2005	26	18
North Carolina.....	1999	26	18
Notre Dame.....	1997	25	18
Notre Dame.....	1995	25	18
North Carolina St.....	1988	24	18
Notre Dame.....	2005	25	17
Portland.....	2005	25	17
Portland.....	2002	26	17
Penn St.....	2000	26	17
North Carolina.....	1996	25	17
North Carolina.....	1986	26	17

Miscellaneous

CONSECUTIVE WINS

No.	Team	From	To
92	North Carolina.....	Oct. 12, 1990	Sept. 30, 1994
46	North Carolina.....	Sept. 21, 1997	Dec. 4, 1998
36	North Carolina.....	1986	1987
36	North Carolina.....	1983	1984
35	North Carolina.....	1994	1995
31	North Carolina.....	Aug. 29, 2003	Sept. 5, 2004
27	North Carolina.....	Aug. 27, 2006	Dec. 3, 2006
26	Florida.....	Oct. 13, 1998	Oct. 3, 1999
24	North Carolina.....	Sept. 26, 1999	Sept. 10, 2000
24	Notre Dame.....	Oct. 19, 1995	Oct. 11, 1996
23	Santa Clara.....	Aug. 27, 1999	Dec. 3, 1999
23	North Carolina.....	1996	1997
23	Nebraska.....	Aug. 30, 1996	Dec. 1, 1996
22	Fairfield.....	Sept. 18, 1998	Nov. 8, 1998
22	North Carolina.....	1988	1989
20	SMU.....	Sept. 15, 1995	Nov. 25, 1995

CONSECUTIVE GAMES WITHOUT A LOSS

No.	Team	From	To
103	North Carolina.....	Sept. 30, 1986	Sept. 17, 1990
101	North Carolina.....	Sept. 23, 1990	Oct. 16, 1994
70	North Carolina.....	Oct. 4, 1996	Dec. 4, 1998
56	North Carolina.....	1983	1985
49	North Carolina.....	Aug. 29, 2003	Nov. 13, 2004
35	North Carolina.....	1994	Nov. 26, 1995
32	Nebraska.....	Sept. 24, 1999	Oct. 13, 2000
26	Notre Dame.....	Aug. 26, 2006	Dec. 1, 2006
26	Portland.....	Aug. 27, 2005	Aug. 25, 2006
26	Florida.....	Oct. 13, 1998	Oct. 3, 1999
25	Penn St.....	Aug. 26, 2005	Dec. 2, 2005
24	Notre Dame.....	Aug. 27, 2000	Nov. 24, 2000

No.	Team	From	To
24	Notre Dame.....	Aug. 29, 1997	Nov. 29, 1997
24	Notre Dame.....	Oct. 19, 1995	Oct. 11, 1996
24	SMU.....	Sept. 10, 1995	Nov. 25, 1995
24	Notre Dame.....	Sept. 3, 1994	Nov. 20, 1994
23	Santa Clara.....	Aug. 27, 1999	Dec. 3, 1999
23	Santa Clara.....	Sept. 1, 1998	Dec. 4, 1998
23	Nebraska.....	Aug. 30, 1996	Dec. 1, 1996

CONSECUTIVE HOME WINS

No.	Team	From	To
84	North Carolina.....	Sept. 6, 1986	Sept. 18, 1994
40	North Carolina.....	Sept. 5, 1981	Nov. 18, 1984
39	Penn St.....	Sept. 17, 2001	Nov. 12, 2004
32	Notre Dame.....	Oct. 24, 2004	present
32	Santa Clara.....	Nov. 6, 1997	Sept. 4, 2000
31	North Carolina.....	Sept. 19, 1999	Oct. 19, 2002
29	Notre Dame.....	Sept. 5, 1999	Sept. 7, 2001
29	North Carolina.....	1996	Sept. 10, 1999
28	Notre Dame.....	Oct. 7, 1992	Oct. 6, 1995
27	Nebraska.....	Oct. 20, 1995	Sept. 4, 1998
27	North Carolina.....	1982	Nov. 18, 1984
^25	Connecticut.....	1981	1984
23	Portland.....	Sept. 2, 1995	Sept. 7, 1997
22	Notre Dame.....	Oct. 8, 1995	Sept. 19, 1997
21	BYU.....	Aug. 31, 1996	Oct. 24, 1997
21	Connecticut.....	1994	1995

^Two wins were in 1981 before NCAA-sponsored women's soccer.

CONSECUTIVE HOME GAMES WITHOUT A LOSS

No.	Team	From	To
84	North Carolina.....	Sept. 6, 1986	Sept. 18, 1994
56	North Carolina.....	Sept. 19, 1999	Nov. 13, 2004
41	Notre Dame.....	Aug. 27, 2004	present
*40	North Carolina.....	Sept. 5, 1981	Nov. 18, 1984
39	Penn St.....	Sept. 17, 2001	Nov. 12, 2004
32	Santa Clara.....	Nov. 6, 1997	Sept. 4, 2000
29	Notre Dame.....	Sept. 5, 1999	Sept. 7, 2001
29	North Carolina.....	1996	Sept. 10, 1999
28	Notre Dame.....	Oct. 7, 1992	Oct. 6, 1995
27	Nebraska.....	Oct. 20, 1995	Sept. 4, 1998
27	North Carolina.....	1982	Nov. 18, 1984
^25	Connecticut.....	1981	1984
23	Portland.....	Sept. 2, 1995	Sept. 7, 1997
22	Notre Dame.....	Oct. 8, 1995	Sept. 19, 1997
21	BYU.....	Aug. 31, 1996	Oct. 24, 1997
21	Connecticut.....	1994	1995

*16 games were in 1981 before NCAA-sponsored women's soccer.

^Two games were in 1981 before NCAA-sponsored women's soccer.

CONSECUTIVE CONFERENCE WINS

(Includes Conference Tournaments)

No.	Team	From	To
55	North Carolina (Atlantic Coast).....	Oct. 23, 1994	Sept. 1, 2000
50	Florida (Southeastern).....	Sept. 26, 1997	Oct. 14, 2001
36	Notre Dame (Big East).....	Oct. 19, 1995	Oct. 11, 1998
34	North Carolina (Atlantic Coast).....	1988	Sept. 21, 1994
29	Fairfield (Metro Atlantic).....	Oct. 22, 1996	Oct. 13, 1999
26	Notre Dame (Big East).....	Oct. 25, 1998	Oct. 15, 2000
26	Central Conn. St. (Northeast).....	Sept. 6, 1997	Oct. 24, 1999
24	North Carolina (Atlantic Coast).....	Nov. 7, 2002	Nov. 5, 2004
24	Notre Dame (Big East).....	Sept. 10, 1991	Oct. 6, 1995
23	Furman (Southern).....	Aug. 27, 1999	Nov. 4, 2000
22	Colgate (Patriot).....	Oct. 7, 1995	Nov. 9, 1997
21	Nebraska (Big 12).....	Nov. 6, 1998	Oct. 13, 2000
20	North Carolina (Atlantic Coast).....	Oct. 13, 2005	Nov. 5, 2006
20	Monmouth (Northeast).....	Sept. 9, 1995	Oct. 19, 1997
19	Santa Clara (West Coast).....	Oct. 31, 1997	Oct. 14, 2000
17	Furman (Southern).....	Sept. 27, 2002	Oct. 2, 2003

CONSECUTIVE CONFERENCE GAMES WITHOUT A LOSS

(Includes Conference Tournaments)

No.	Team	From	To
55	North Carolina (Atlantic Coast).....	Oct. 23, 1994	Sept. 1, 2000
50	Florida (Southeastern).....	Sept. 26, 1997	Oct. 14, 2001
41	North Carolina (Atlantic Coast).....	Oct. 30, 1987	Sept. 21, 1994
38	Fairfield (Metro Atlantic).....	Oct. 16, 1996	Oct. 1, 2000
37	Notre Dame (Big East).....	Oct. 19, 1995	Oct. 16, 1998
36	North Carolina (Atlantic Coast).....	Oct. 12, 2002	Oct. 9, 2005
34	Notre Dame (Big East).....	Oct. 25, 1998	Sept. 30, 2001
29	Portland (West Coast).....	Oct. 12, 1993	Nov. 2, 1997
27	Marquette (Conference USA).....	Oct. 17, 1999	Oct. 14, 2001
26	Furman (Southern).....	Sept. 27, 2002	Nov. 7, 2003

No.	Team	From	To
26	Central Conn. St. (Northeast)	Sept. 6, 1997	Oct. 24, 1999
24	Notre Dame (Big East)	Oct. 25, 2005	present
24	Notre Dame (Horizon)	Sept. 10, 1991	Oct. 6, 1995
23	Denver (Sun Belt)	Sept. 28, 2001	Oct. 10, 2003
23	Furman (Southern)	Aug. 27, 1999	Nov. 4, 2000
22	Penn St. (Big Ten)	Sept. 22, 2000	Oct. 26, 2001
22	Colgate (Patriot)	Oct. 7, 1995	Nov. 9, 1997
22	Harvard (Ivy)	Sept. 1, 1994	Sept. 28, 1997
22	Hartford (America East)	Sept. 7, 1991	Oct. 24, 1995

CONSECUTIVE SHUTOUTS

No.	Team	From	To
16	Santa Clara	Sept. 24, 1998	Nov. 28, 1998
13	North Carolina	Sept. 24, 1989	Oct. 28, 1989
12	North Carolina	Sept. 6, 1987	Oct. 12, 1987
12	North Carolina St.	1984	1984
10	Navy	Sept. 24, 2006	Oct. 26, 2006
10	Penn St.	Oct. 1, 2004	Nov. 4, 2004
10	Notre Dame	Sept. 30, 2003	Oct. 26, 2003
10	Holy Cross	Sept. 28, 1999	Oct. 31, 1999
10	North Carolina	1986	1986
10	Brown	1984	1984
9	Fla. Atlantic	Oct. 2, 2005	Nov. 4, 2005
9	Ohio	Sept. 12, 2004	Oct. 17, 2004
9	Denver	Oct. 11, 2002	Nov. 15, 2002
9	Denver	Sept. 28, 2001	Oct. 21, 2001
9	Nebraska	Sept. 18, 1997	Oct. 26, 1997
9	Monmouth	Sept. 22, 1996	Oct. 20, 1996
9	Connecticut	1995	1995
9	Army	1993	1993
9	North Carolina	1987	1987
9	Wisconsin	1985	1985
9	North Carolina	1984	1984
9	Massachusetts	Oct. 11, 1982	Oct. 31, 1982

SEASON WINS

No.	Team	Year
27	North Carolina	2006
27	North Carolina	2003
27	North Carolina	1997
26	Florida	1998
25	Notre Dame	2006
25	Notre Dame	2004
25	North Carolina	1998
25	North Carolina	1996
25	North Carolina	1995
25	North Carolina	1994
25	North Carolina	1992
24	North Carolina	2001
24	North Carolina	1999
24	Notre Dame	1996
24	North Carolina	1991
24	North Carolina	1989
24	North Carolina	1986
24	North Carolina	1984

CONSECUTIVE WINNING SEASONS

No.	Team	From	To
25	Connecticut	1982	present
25	North Carolina	1982	present

25	William & Mary	1982	present
23	Santa Clara	1984	present
22	Virginia	1985	present
21	Portland	1986	present
19	Notre Dame	1988	present
19	Stanford	1988	present
17	Massachusetts	1982	1997
15	Xavier	1989	2003
13	Penn St.	1994	present
13	North Carolina St.	1984	1996
12	SMU	1986	1997
12	Colorado Col.	1982	1993
11	UC Santa Barb.	1983	1993

0-0 TIES IN A SEASON

No.	Team	Year
4	Michigan	2006
3	Mississippi	2006
3	Ball St.	2004
3	UC Irvine	2003
3	New Mexico	2003
3	UC Irvine	1989
3	UC Irvine	1988

MOST IMPROVED WON-LOST RECORD

(Ties not counted)

Team	Year	W-L-T	Previous	\$Improved
South Ala. (Mark Francis)	1997	18-3-1	2-17-0	15
Hartford (Mark Krikorian)	1997	19-2-1	4-14-0	13½
Portland St. (Tara Erickson)	2002	13-5-4	1-15-2	11
UTEP (Kevin Cross)	2002	16-3-0	3-11-2	10½
SMU (Alan Kirkup)	1995	23-1-1	10-9-1	10½
LSU (George Fotopoulos)	2000	15-6-0	4-15-1	10
Nebraska (John Walker)	1996	23-1-0	10-8-0	10
Rhode Island (Shelley Addison-Smith)	1998	12-7-1	2-16-0	9½
Radford (Ben Shorabi)	1997	16-4-0	5-12-2	9½
Brown (Phil Pincince)	2000	13-4-0	3-12-2	9
BYU (Jennifer Rockwood)	1996	22-1-0	11-8-1	9
Maryland (April Heinrichs)	1995	18-6-0	7-10-3	9
Denver (Jeff Hooker)	2006	19-3-1	8-9-2	8½
Navy (Carin Gabarra)	2006	21-2-1	10-8-2	8½
Nevada (Terri Patraw)	2005	11-7-2	2-15-1	8½
Western Caro. (Tammy DeCesare)	2005	18-6-0	5-10-3	8½
Miami (Ohio) (Bobby Kramig)	1999	17-3-1	5-8-3	8½
Missouri St. (Rob Brewer)	1999	14-7-1	4-14-1	8½
Illinois St. (Pete Kowall)	1998	12-5-1	4-14-1	8½
Kent St. (Colleen Marcum)	1998	13-7-1	3-14-2	8½
Northwestern St. (Pete Watkins)	1998	9-8-2	0-16-3	8½
Creighton (Ray Leone)	1993	14-3-2	6-12-0	8½
Fla. Atlantic (Kos Donev)	1992	11-3-0	1-10-0	8½

\$To determine games improved, add the difference in victories between the two seasons to the difference in losses, then divide by two; ties not counted. Includes postseason.

Annual Team Champions

Goals Per Game

Season	Team	G	GO	Avg.
1998	Notre Dame	25	99	3.96
1999	Santa Clara	24	108	4.50
2000	North Carolina	24	97	4.04
2001	Santa Clara	25	80	3.20
2002	UTEP	19	84	4.42
2003	North Carolina	27	113	4.19
2004	Prairie View	13	80	6.15
2005	Notre Dame	25	110	4.40
2006	Alabama A&M	19	78	4.11

Goals-Against Average

Season	Team	G	Min.	GA	GAA
1998	Santa Clara	24	2,204	4	0.163
1999	Santa Clara	24	2,160	10	0.417
2000	Notre Dame	25	2,305.5	10	0.390
2001	Southeast Mo. St.	18	1,623	8	0.444
2002	Stanford	23	2,101	4	0.171
2003	North Carolina	27	2,448	11	0.404
2004	Stanford	22	2,085	10	0.432
2005	Lehigh	18	1,665	5	0.270
2006	Navy	24	2,180	9	0.372

Shutout Percentage

Season	Team	G	SO	Pct.
1998	Santa Clara	24	21	.875
1999	North Carolina	26	18	.692
2000	Princeton	18	13	.722
2001	Southeast Mo. St.	18	13	.722
2002	Stanford	23	18	.783
2003	North Carolina	27	19	.704
2004	Penn St.	23	15	.652
2005	Fla. Atlantic	21	16	.762
2006	Navy	24	19	.792

2006 Most Improved Teams

Team	2005			2006			\$Games Improved	Coach
	W	L	T	W	L	T		
Denver	8	9	2	19	3	1	8½	Jeff Hooker
Navy	10	8	2	21	2	1	8½	Carin Gabarra
Southeastern La.	3	11	1	11	4	4	7½	Blake Hornbuckle
Monmouth	5	9	3	14	4	2	7	Krissy Turner
Manhattan	6	12	2	12	5	2	6½	Sean Driscoll
Texas Tech	1	18	0	7	11	2	6½	Neil McGuire
Central Mich.	7	10	3	13	4	2	6	Tony DiTucci
Montana	3	13	1	10	8	2	6	Neil Sedgwick
Rutgers	10	9	2	16	3	4	6	Glenn Crooks
Texas	11	9	1	18	4	3	6	Chris Petrucelli
Washington	0	17	3	7	12	1	6	Lesle Gallimore
William & Mary	7	4	9	16	1	4	6	John Daly
Loyola Marymount	6	10	4	10	3	6	5½	Gregg Murphy
Ohio	3	14	0	9	9	1	5½	Stacy Strauss
South Carolina	6	12	0	11	6	5	5½	Shelley Smith
Winthrop	8	11	1	13	5	3	5½	Melissa Heinz
Akron	5	11	2	11	7	0	5	Catherine Byrne
Brown	5	10	2	9	4	4	5	Phil Pincince
Colorado Col.	7	8	3	15	6	1	5	Geoffrey Bennett
Delaware St.	0	14	1	7	11	0	5	Matt Okoh
Hartford	4	13	1	10	9	2	5	John Natale
Oklahoma St.	10	6	3	17	3	3	5	Colin Carmichael
Rider	3	15	2	6	8	3	5	Kevin Long
San Diego	6	12	1	12	8	0	5	Ada Greenwood
Wake Forest	9	9	1	16	6	1	5	Tony da Luz

\$To determine games improved, add the difference in victories between the two seasons to the difference in losses, then divide by two; ties not counted. Includes postseason.

Save Percentage*

Season	Team	G	Saves	GA	Pct.
2005	Lehigh	18	87	5	.946
2006	Navy	24	101	9	.918

*Category added in 2005

Winning Percentage

Season	Team	W	L	T	*Pct.
1998	Florida	26	1	0	.963
1999	Santa Clara	23	1	0	.958
2000	Notre Dame	23	1	1	.940
2001	North Carolina	24	1	0	.960
2002	Stanford	21	2	0	.913
2003	North Carolina	27	0	0	1.000
2004	Notre Dame	25	1	1	.944
2005	Penn St.	23	0	2	.960
	Portland	23	0	2	.960
2006	North Carolina	27	1	0	.964

*Ties counted as half won, half lost.

Most Improved Won-Lost Record

Season	Team	W-L-T	Previous	\$Improved
1998	Rhode Island	12-7-1	2-16-0	9½
1999	Miami (Ohio)	17-3-1	5-8-3	8½
	Missouri St.	14-7-1	4-14-1	8½
2000	LSU	15-6-0	4-15-1	10
2001	Campbell	13-6-0	4-12-1	7½
2002	Portland St.	13-5-4	1-15-2	11
2003	Florida	19-4-2	10-10-2	7½
2004	Arizona	15-6-0	6-11-2	7
	Grambling	16-6-0	7-11-1	7
	IUPUI	10-7-0	2-13-2	7
2005	Nevada	11-7-2	2-15-1	8½
	Western Caro.	18-6-0	5-10-3	8½
2006	Denver	19-3-1	8-9-2	8½
	Navy	21-2-1	10-8-2	8½

\$To determine games improved, add the difference in victories between the two seasons to the difference in losses, then divide by two; ties not counted. Includes postseason.

Final Coaches' Polls

NOTE: Poll conducted by the Intercollegiate Soccer Coaches Association of America (ISAA) from 1982-95. The National Soccer Coaches Association of America assumed responsibility in 1996.

1982

1. North Carolina
2. UCF
3. Connecticut
4. Mo.-St. Louis
5. Massachusetts
6. Brown
7. Princeton
8. Harvard
9. George Mason
10. Boston College
11. Cortland St.
12. California
13. Rochester
14. Wisconsin
15. Virginia
16. Springfield
17. Colorado Col.
18. Hartwick
- T19. Carleton
- T19. Cincinnati

1983

1. Connecticut
2. North Carolina
3. Massachusetts
4. Cortland St.
5. California
6. George Mason
7. Mo.-St. Louis
8. Boston College
9. Colorado Col.
10. Cincinnati
11. Brown
12. Texas A&M
13. UCF
14. Keene St.
15. UC Santa Barb.
16. Harvard
17. Sonoma St.
18. Princeton
19. Radford
20. William & Mary

1984

1. North Carolina
2. Brown
3. George Mason
4. Massachusetts
5. Harvard
6. Connecticut
7. UCF
8. California
9. Colorado Col.
10. Vermont
11. William & Mary
12. Cortland St.
13. Boston College
14. UC Santa Barb.
15. Wisconsin
16. Mo.-St. Louis
17. Ithaca
- T18. North Carolina St.
- T18. Cornell

1985

1. George Mason
2. North Carolina
3. Massachusetts
4. Colorado Col.
5. Cortland St.
6. Wisconsin
7. Boston College
8. UC Santa Barb.
9. William & Mary
10. Brown
11. North Carolina St.
12. Cal St. East Bay
13. Connecticut
14. Radford
15. Adelphi
16. Mo.-St. Louis
17. Rutgers
18. California

19. Southern N.H.
20. Princeton

1986

1. North Carolina
2. Massachusetts
3. George Mason
4. Colorado Col.
5. California
6. William & Mary
7. Brown
8. UCF
9. UC Santa Barb.
10. Connecticut
- T11. Cal St. East Bay
- T11. North Carolina St.
13. Cincinnati
14. Boston College
15. Cal St. Dom. Hills
16. Wisconsin
17. Harvard
18. Cornell
19. Virginia
20. Northern Colo.

1987

1. North Carolina
2. Massachusetts
3. California
4. North Carolina St.
5. Colorado Col.
6. Connecticut
7. UCF
8. William & Mary
9. Bary
10. UC Santa Barb.
11. Virginia
12. Rutgers
13. Wisconsin
14. Cornell
15. George Mason
16. Santa Clara
17. Cal St. Dom. Hills
18. Brown

1988

1. North Carolina
2. North Carolina St.
3. Colorado Col.
4. Massachusetts
5. William & Mary
6. Connecticut
7. California
8. Wisconsin
9. Virginia
10. George Mason
11. UCF
12. UC Santa Barb.
13. Brown
14. St. Mary's (Cal.)
15. New Hampshire
16. Cincinnati
17. Stanford
- T18. Monmouth
- T18. Boston College
20. Santa Clara

1989

1. North Carolina
2. Colorado Col.
3. William & Mary
4. Santa Clara
5. Connecticut
6. North Carolina St.
7. Virginia
8. UC Santa Barb.
9. Massachusetts
10. Hartford
11. Wisconsin
12. George Mason
13. California
14. UCF
15. Brown
16. St. Mary's (Cal.)

17. SMU
18. Cincinnati
19. Stanford
20. Princeton

1990

1. Santa Clara
2. North Carolina
3. Virginia
- T4. UC Santa Barb.
- T4. Wisconsin
6. Colorado Col.
7. Stanford
8. Connecticut
9. William & Mary
10. North Carolina St.
11. SMU
12. Hartford
13. Massachusetts
14. Duke
15. Portland
16. Rutgers
17. Brown
18. California
19. Cornell
20. UCF

1991

1. North Carolina
2. Colorado Col.
3. Virginia
4. Wisconsin
5. Stanford
6. North Carolina St.
7. Hartford
8. Connecticut
9. Santa Clara
10. Massachusetts
11. UCF
12. UC Santa Barb.
13. William & Mary
14. SMU
15. Portland
16. Notre Dame
17. New Hampshire
18. Cornell
- T19. Florida Int'l
- T19. Rutgers

1992

1. North Carolina
2. Hartford
3. Portland
4. Stanford
5. Virginia
6. Santa Clara
7. Duke
8. Connecticut
9. William & Mary
10. Massachusetts
11. SMU
12. North Carolina St.
13. Rutgers
14. UC Santa Barb.
15. Notre Dame
16. UCF
17. Colorado Col.
18. Yale
19. James Madison
20. Florida Int'l

1993

1. North Carolina
2. Stanford
3. Notre Dame
4. Santa Clara
5. Massachusetts
6. William & Mary
7. Portland
8. Duke
9. Wisconsin
10. George Mason
11. Connecticut
12. SMU

13. California
14. Dartmouth
15. Florida Int'l
16. UC Santa Barb.
17. Hartford
18. Tulsa
19. Virginia
20. Washington

1994

1. Notre Dame
2. North Carolina
3. Stanford
4. Duke
5. William & Mary
6. Connecticut
7. Portland
8. Hartford
9. Santa Clara
10. Virginia
11. Wisconsin
12. Brown
13. Clemson
14. Dartmouth
15. Oregon St.
16. George Mason
17. Massachusetts
18. Washington
19. Vanderbilt
- T20. George Washington
- T20. Washington St.

1995

1. North Carolina
2. Portland
3. SMU
4. Connecticut
5. Notre Dame
6. Maryland
- T7. Duke
- T7. Santa Clara
9. Stanford
10. Virginia
11. Hartford
12. North Carolina St.
13. Texas A&M
14. William & Mary
15. Massachusetts
16. Clemson
17. Minnesota
18. Wisconsin
19. San Diego
20. Vanderbilt
21. Cal Poly
22. Kentucky
23. Penn St.
24. UCLA
25. James Madison

1996

1. North Carolina
2. Notre Dame
3. Santa Clara
4. Portland
5. Connecticut
6. Nebraska
7. Maryland
8. Florida
9. Wisconsin
10. Penn St.
11. Texas A&M
12. Massachusetts
13. Harvard
14. James Madison
15. San Diego
16. Duke
17. Vanderbilt
18. Clemson
19. Virginia
20. Wake Forest
21. UNC Greensboro
22. George Mason
23. Dartmouth
24. Kentucky
25. California

1997

1. North Carolina
2. Connecticut

3. Notre Dame
4. Santa Clara
5. William & Mary
6. Harvard
7. Nebraska
8. UCLA
9. Hartford
10. Clemson
11. Portland
12. Texas A&M
13. Minnesota
14. Florida
15. Virginia
16. SMU
17. George Mason
18. Michigan
19. Maryland
20. Duke
21. UNC Greensboro
- T22. BYU
- T22. Massachusetts
24. Penn St.
25. Vanderbilt

1998

1. Florida
2. North Carolina
3. Santa Clara
4. Portland
5. Notre Dame
6. Connecticut
7. Penn St.
8. Dartmouth
9. William & Mary
10. Nebraska
11. Clemson
12. San Diego St.
13. BYU
14. Northwestern
15. Hartford
16. Georgia
17. Vanderbilt
18. Baylor
19. Michigan
20. Virginia
21. UCLA
22. Southern California
23. Harvard
24. Wake Forest
25. James Madison

1999

1. North Carolina
2. Notre Dame
3. Santa Clara
4. Penn St.
5. Nebraska
6. Clemson
- T7. Hartford
- T7. Stanford
9. Connecticut
10. Florida
11. Texas A&M
12. Wake Forest
13. William & Mary
14. UCLA
15. SMU
16. Virginia
- T17. Harvard
- T17. Southern California
19. Kentucky
20. BYU
21. Michigan
22. Duke
23. Maryland
24. San Diego
25. James Madison

2000

1. North Carolina
2. UCLA
3. Notre Dame
4. Portland
5. Clemson
6. Penn St.
7. Santa Clara
8. Connecticut
9. Nebraska

10. BYU
11. Washington
12. Texas A&M
13. Virginia
14. Florida St.
15. California
16. Dartmouth
17. Duke
18. Harvard
19. Florida
20. Stanford
21. Southern California
22. Hartford
23. Wake Forest
24. Marquette
25. Michigan

2001

1. Santa Clara
2. North Carolina
3. Portland
4. Florida
5. UCLA
6. Penn St.
7. Texas A&M
8. Virginia
9. Stanford
10. Connecticut
11. Clemson
12. Nebraska
13. Dartmouth
14. Rutgers
15. Cincinnati
16. Dayton
- T17. Notre Dame
- T17. St. Mary's (Cal.)
19. Washington
20. Florida St.
21. SMU
22. Pepperdine
23. Princeton
24. Michigan
25. California

2002

1. Portland
2. Santa Clara
3. North Carolina
4. Penn St.
5. Stanford
6. Texas A&M
7. UCLA
8. Connecticut
9. Pepperdine
10. Tennessee
11. Michigan
12. West Virginia
13. Nebraska
14. Texas
15. Notre Dame
16. Richmond
17. Virginia
18. California
19. Florida St.
20. SMU
21. Purdue
22. Southern California
23. BYU
24. Maryland
- T25. Charlotte
- T25. Clemson

2003

1. North Carolina
2. Connecticut
3. UCLA
4. Florida St.
5. Santa Clara
6. Penn St.
7. Portland
8. Florida
9. Notre Dame
10. West Virginia
11. Texas A&M
12. Tennessee
13. Kansas
14. BYU
15. Villanova

16. Michigan	5. North Carolina	T19. Stanford	9. California	24. Florida	13. Rutgers
17. Virginia	6. Portland	21. Florida	10. Boston College	25. Connecticut	14. Clemson
18. Illinois	7. Virginia	22. Nebraska	11. Texas A&M	2006	16. Illinois
19. Duke	8. Ohio St.	23. Villanova	12. Cal St. Fullerton	1. North Carolina	14. Stanford
20. Pepperdine	9. Penn St.	24. Maryland	13. Yale	2. Notre Dame	17. Oklahoma St.
21. Colorado	10. Washington	25. Arizona	14. Marquette	3. UCLA	18. Virginia
22. Arizona St.	T11. Duke	2005	15. Tennessee	4. Florida St.	19. California
23. Nebraska	T11. Tennessee	1. Portland	16. Duke	5. Texas A&M	19. Wake Forest
24. Utah	13. Connecticut	2. Penn St.	17. Arizona	6. Portland	21. Connecticut
25. Boston College	14. Illinois	3. UCLA	18. Pepperdine	7. Penn St.	22. West Virginia
2004	15. Texas A&M	4. Florida St.	19. West Virginia	8. Texas	23. Utah
1. Notre Dame	16. Texas	5. North Carolina	20. Illinois	9. Santa Clara	24. Louisville
2. UCLA	17. Boston College	6. Notre Dame	T21. Nebraska	10. Florida	
3. Santa Clara	18. Kansas	7. Santa Clara	T21. Colorado	11. Boston College	
4. Princeton	T19. Auburn	8. Virginia	23. Southern California	12. Colorado	25. Tennessee

Final Soccer America Polls

1994	8. Santa Clara	16. William & Mary	3. Portland	6. Florida St.	4. UCLA
1. Notre Dame	9. Florida	17. Vanderbilt	4. UCLA	7. Penn St.	5. Notre Dame
2. North Carolina	10. Virginia	18. UCLA	5. Texas A&M	8. Florida	6. Virginia
3. William & Mary	11. Clemson	19. Wake Forest	6. Florida	9. West Virginia	7. Florida St.
4. Stanford	12. William & Mary	20. Baylor	7. Notre Dame	10. Virginia	8. California
5. Duke	13. Maryland	1999	8. Penn St.	11. Tennessee	9. Texas A&M
6. Connecticut	14. Wisconsin	1. Santa Clara	9. Stanford	12. Duke	10. Santa Clara
7. Hartford	15. UNC Greensboro	2. North Carolina	10. Texas	13. Boston College	11. Duke
8. Portland	16. George Mason	3. Florida	11. Virginia	14. Arizona St.	12. Connecticut
9. Santa Clara	17. Indiana	4. Nebraska	12. Nebraska	15. Illinois	13. Marquette
10. George Mason	18. Wake Forest	5. Notre Dame	13. St. Mary's (Cal.)	16. Villanova	14. Tennessee
11. Massachusetts	19. California	6. Harvard	14. West Virginia	17. Clemson	15. Pepperdine
12. Wisconsin	20. Duke	7. William & Mary	15. Clemson	18. Colorado	16. Southern California
13. Washington	1997	8. Connecticut	16. Connecticut	19. Utah	17. Cal St. Fullerton
14. Virginia	1. North Carolina	9. Clemson	17. Washington	20. Cal Poly	18. Stanford
15. Clemson	2. Notre Dame	10. Penn St.	18. Florida St.	21. Texas A&M	19. Gonzaga
16. Brown	3. Santa Clara	11. Wake Forest	19. Auburn	22. Maryland	20. BYU
17. Dartmouth	4. Texas A&M	12. Stanford	20. Illinois	23. Connecticut	21. Boston College
18. Oregon St.	5. Connecticut	13. Southern California	2002	24. Pepperdine	22. West Virginia
19. Washington St.	6. Nebraska	14. Kentucky	1. Stanford	25. Washington	23. Vanderbilt
20. Vanderbilt	7. Florida	15. Virginia	2. North Carolina	2004	24. Wisconsin
1995	8. Portland	16. UCLA	3. UCLA	1. North Carolina	25. Yale
1. North Carolina	9. William & Mary	17. Michigan	4. Santa Clara	2. Virginia	2006
2. Portland	10. Clemson	18. Texas A&M	5. Pepperdine	3. Notre Dame	1. Notre Dame
3. SMU	11. Hartford	19. SMU	6. Connecticut	4. Santa Clara	2. North Carolina
4. Notre Dame	12. Virginia	20. Fresno St.	7. Portland	5. Portland	3. UCLA
5. Connecticut	13. Maryland	2000	8. West Virginia	6. Ohio St.	4. Santa Clara
6. Duke	14. Duke	1. Notre Dame	9. Texas A&M	7. Penn St.	5. Texas
7. Santa Clara	15. SMU	2. Penn St.	10. Nebraska	8. Florida	6. Portland
8. Stanford	16. UCLA	3. Nebraska	11. Texas	9. Connecticut	7. Florida St.
9. Maryland	17. Minnesota	4. California	12. Tennessee	10. UCLA	8. Penn St.
10. Texas A&M	18. Michigan	5. Washington	13. Penn St.	11. Princeton	9. West Virginia
11. Virginia	19. Harvard	6. UCLA	14. Clemson	12. Texas A&M	10. Utah
12. North Carolina St.	20. Georgia	7. Clemson	15. Denver	13. Arizona	11. Navy
13. Hartford	1998	8. North Carolina	16. Washington St.	14. Tennessee	12. Oklahoma St.
14. William & Mary	1. North Carolina	9. BYU	17. BYU	15. Washington	13. William & Mary
15. Clemson	2. Santa Clara	10. Portland	18. California	16. Texas	14. BYU
16. Massachusetts	3. Florida	11. Stanford	19. Maryland	17. Kansas	15. Kentucky
17. James Madison	4. Notre Dame	12. Texas A&M	20. Villanova	18. California	16. Colorado
18. Kentucky	5. Portland	13. Southern California	21. Duke	19. Stanford	17. Oregon
19. San Diego	6. Connecticut	14. Florida St.	22. Cincinnati	20. Duke	18. Texas A&M
20. Minnesota	7. Dartmouth	15. Wake Forest	23. Charlotte	21. Dayton	19. Wake Forest
1996	8. Hartford	16. Florida	24. Virginia	22. Auburn	20. Illinois
1. Notre Dame	9. Penn St.	17. Dartmouth	25. Arizona St.	23. SMU	21. Rutgers
2. North Carolina	10. San Diego St.	18. Connecticut	2003	24. Florida St.	22. Villanova
3. Portland	11. Clemson	19. Washington St.	1. North Carolina	25. Clemson	23. Stanford
4. Connecticut	12. Virginia	20. Boston U.	2. UCLA	2005	24. Florida
5. Nebraska	13. BYU	2001	3. Santa Clara	1. Portland	25. Loyola Marymount
6. Texas A&M	14. Michigan	1. North Carolina	4. Portland	2. North Carolina	
7. Harvard	15. Nebraska	2. Santa Clara	5. Notre Dame	3. Penn St.	

Final Soccer Buzz Polls

1996

1. North Carolina
2. Notre Dame
3. Portland
4. Santa Clara
5. Nebraska
6. Connecticut
7. Texas A&M
8. Florida
9. Maryland
10. Wisconsin
11. Harvard
12. Clemson
13. BYU
14. Virginia
15. Penn St.
16. James Madison
17. UNC Greensboro
18. Colgate
19. Massachusetts
20. California
21. Wake Forest
22. Dartmouth
23. Evansville
24. Kentucky
25. San Diego

1997

1. North Carolina
2. Notre Dame
3. Connecticut
4. Santa Clara
5. William & Mary
6. Hartford
7. Clemson
8. Harvard
9. UCLA
10. Texas A&M
11. Florida
12. SMU
13. Portland
14. Virginia
15. Nebraska
16. UNC Greensboro
17. George Mason
18. Minnesota
19. Duke
20. BYU
21. Southern California
22. Maryland
23. Michigan
24. Evansville
25. Massachusetts

1998

1. Florida
2. North Carolina
3. Santa Clara
4. Portland
5. Notre Dame
6. Connecticut
7. Dartmouth
8. Penn St.
9. William & Mary
10. San Diego St.
11. Nebraska
12. BYU
13. Clemson
14. Hartford
15. Northwestern
16. UCLA
17. Virginia
18. Harvard
19. Baylor
20. Vanderbilt
21. Georgia
22. Southern California
23. Michigan
24. Texas A&M
25. Wake Forest

1999

1. North Carolina
2. Santa Clara
3. Notre Dame
4. Penn St.
5. Nebraska
6. Clemson
7. Connecticut
8. Texas A&M
9. Florida
10. Hartford
11. Stanford
12. William & Mary
13. Wake Forest
14. BYU
15. Harvard
16. Kentucky
17. SMU
18. UCLA
19. Southern California
20. Michigan
21. San Diego
22. Boston College
23. Missouri
24. Marquette
25. Virginia

2000

1. North Carolina
2. Notre Dame
3. UCLA
4. Portland
5. Clemson
6. Washington
7. Penn St.
8. Nebraska
9. Santa Clara
10. Connecticut
11. BYU
12. Florida St.
13. California
14. Texas A&M
15. Virginia
16. Dartmouth
17. Duke
18. Harvard
19. Marquette
20. Stanford
21. Florida
22. Southern California
23. Richmond
24. Wake Forest
25. Michigan

2001

1. Santa Clara
2. North Carolina
3. Portland
4. Florida
5. UCLA
6. Penn St.
7. Texas A&M
8. Virginia
9. Stanford
10. Clemson
11. Nebraska
12. Cincinnati
13. St. Mary's (Cal.)
14. Notre Dame
15. Connecticut
16. SMU
17. Florida St.
18. Rutgers
19. Princeton
20. Pepperdine
21. Washington
22. Dayton
23. Dartmouth
24. West Virginia
25. Texas

2002

1. Portland
2. Stanford
3. Santa Clara
4. North Carolina
5. Penn St.
6. Connecticut
7. Pepperdine
8. UCLA
9. Texas A&M
10. Tennessee
11. Nebraska
12. West Virginia
13. Michigan
14. Florida St.
15. Virginia
16. Notre Dame
17. Texas
18. Charlotte
19. Maryland
20. Richmond
21. Clemson
22. California
23. Cincinnati
24. SMU
25. Denver

2003

1. North Carolina
2. UCLA
3. Santa Clara
4. Connecticut
5. Florida St.
6. Portland
7. Penn St.
8. Florida
9. West Virginia
10. Notre Dame
11. Kansas
12. Tennessee
13. Texas A&M
14. Duke
15. Villanova
16. Auburn
17. Arizona St.
18. Virginia
19. Colorado
20. Michigan
21. Illinois
22. Utah
23. BYU
24. Purdue
25. Boston College

2004

1. Notre Dame
2. North Carolina
3. UCLA
4. Santa Clara
5. Princeton
6. Portland
7. Virginia
8. Ohio St.
9. Penn St.
10. Washington
11. Tennessee
12. Illinois
13. Auburn
14. Texas A&M
15. Duke
16. Kansas
17. Florida
18. Connecticut
19. Texas
20. Stanford
21. Boston College
22. Villanova
23. Wisconsin
24. Florida St.
25. Arizona
26. Maryland
27. Dayton
28. UAB
29. West Virginia
30. San Diego

2005

1. Portland
2. Penn St.
3. UCLA
4. North Carolina
5. Florida St.
6. Notre Dame
7. Santa Clara
8. Virginia
9. California
10. Texas A&M
11. Cal St. Fullerton
12. Boston College
13. Marquette
14. Yale
15. Duke
16. Pepperdine
17. Tennessee
18. Southern California
19. West Virginia
20. Illinois

21. Connecticut
22. Gonzaga
23. BYU
24. Arizona
25. Florida
26. Nebraska
27. Vanderbilt
28. Colorado
29. Dartmouth
30. St. Louis

2006

1. North Carolina
2. Notre Dame
3. UCLA
4. Florida St.
5. Portland
6. Texas A&M
7. Santa Clara
8. Penn St.
9. Texas
10. Stanford
11. Rutgers
12. Oklahoma St.
13. William & Mary
14. Wake Forest
15. Clemson
16. Illinois
17. Florida
18. Utah
19. Navy
20. Boston College
21. Virginia
22. BYU
23. West Virginia
24. Colorado
25. Villanova
26. Tennessee
27. Louisville
28. California
29. Wis.-Milwaukee
30. Southern California



Division II Women's Records

Individual Records.....	150
Individual Leaders	150
Annual Individual Champions	156
Team Records	157
Team Leaders.....	157
Annual Team Champions.....	161
2006 Most Improved Teams.....	161
Polls.....	162



Individual Records

Official NCAA Division II women's soccer records began with the 1982 season and are based on information submitted to the NCAA statistics service by institutions participating in the statistics rankings. Career records of players include only those years in which they competed in Division II. Annual champions started in the 1998 season, which was the first year the NCAA compiled weekly leaders. In statistical rankings, the rounding of percentages and/or averages may indicate ties where none exist. In these cases, the numerical order of the rankings is accurate.

Scoring

POINTS

Game

18—Jenna Cutts, Nyack vs. Medgar Evers, Sept. 11, 2004

Season

156—Missy Gregg, Christian Bros., 2001 (22 games)

Career

309—Pauliina Miettinen, Franklin Pierce, 1995-98 (78 games)

POINTS PER GAME

Season

7.09—Missy Gregg, Christian Bros., 2001 (156 in 22 games)

Career (Min. 100 Points)

5.98—Missy Gregg, Christian Bros., 2001-02 (287 in 48 games)

GOALS

Game

8—Jenna Cutts, Nyack vs. Medgar Evers, Sept. 11, 2004

Season

73—Missy Gregg, Christian Bros. (22 games)

Career

135—Missy Gregg, Christian Bros., 2001-02 (48 games)

GOALS PER GAME

Season

3.32—Missy Gregg, Christian Bros., 2001 (73 in 22 games)

Career (Min. 40 Goals)

2.81—Missy Gregg, Christian Bros., 2001-02 (135 in 48 games)

ASSISTS

Game

6—Ashley Spahn, Tiffin vs. Shawnee St., Oct. 9, 2004;
Kerry Limardo, Molloy vs. Concordia (N.Y.), Sept. 29,
1997; Annie Johnson, Lenoir-Rhyne vs. Montreat, Sept.
6, 1995

Season

35—Margaret Saurin, Christian Bros., 2002 (26 games)

Career

65—Pauliina Miettinen, Franklin Pierce, 1995-98 (78
games)

ASSISTS PER GAME

Season

1.44—Anna Rask, Christian Bros., 2001 (26 in 18 games)

Career (Min. 25 Assists)

1.42—Margaret Saurin, Christian Bros., 2001-02 (64 in
47 games)

40 GOALS AND 40 ASSISTS

Career

16 players (most recent: Laura Hislop, Franklin Pierce,
2003-05)

Goalkeeping

SAVES

Game

38—Lisa Dingley, Ohio Valley vs. Shepherd, Oct. 19, 2002;
Lisa Stebbins, St. Michael's vs. Keene St., Sept. 15, 1985

Season

414—Lisa Dingley, Ohio Valley, 2002 (16 games)

Career

1,022—Heather Ross, Mass.-Lowell, 1995-98 (72 games)

SAVES PER GAME

Season

25.88—Lisa Dingley, Ohio Valley, 2002 (414 in 16 games)

Career

14.19—Heather Ross, Mass.-Lowell, 1995-98 (1,022 in
72 games)

SAVE PERCENTAGE

Season

.915—Jennifer Hull, Seattle Pacific, 2003 (6 goals allowed,
65 saves in 21 games)

GOALS-AGAINST AVERAGE

Season (Min. 1,200 Minutes)

0.144—Hilary Smart, West Chester, 2005 (2 GA in 1,251
min.)

Career (Min. 2,500 Minutes)

0.257—Jeanette Smith, Franklin Pierce, 1992-95 (9 GA in
3,150 min.)

MINUTES PLAYED

7,580—Sue Plante, Merrimack, 1986-89

SOLO SHUTOUTS

Season

17—Mandy Allen, Metro St., 2003 (23 games)

SOLO SHUTOUT PERCENTAGE

(Min. 10 Shutouts)

Season

.739—Mandy Allen, Metro St., 2003 (17 in 23 games)

Miscellaneous

FASTEST GOAL FROM

START OF GAME

:07—Jennifer Prior, Saginaw Valley vs. Rochester College,
Sept. 24, 2003

FASTEST CONSECUTIVE

GOALS BY SAME TEAM

:05—Rollins (Jeri Ostuw, Lindsay Giblin) vs. Briar Cliff,
Aug. 25, 2006

FASTEST CONSECUTIVE GOALS BY

SAME PLAYER

:09—Casie Poyssock, St. Leo vs. Palm Beach Atlantic, Sept.
30, 2003

FASTEST THREE CONSECUTIVE

GOALS BY SAME TEAM

:16—Rollins (Jeri Ostuw, Lindsay Giblin two goals) vs. Briar
Cliff, Aug. 25, 2006

FASTEST THREE CONSECUTIVE

GOALS BY SAME PLAYER

2:20—Jelisa Guy, Mont. St.-Billings vs. Texas A&M Int'l,
Sept. 16, 2006

FASTEST CONSECUTIVE GOALS BY

OPPOSING TEAMS

:11—Cal St. L.A. (Amber Lopez), then Cal St. Bakersfield
(Lisa Mellberg), Oct. 25, 2003; Ashland (Kelly Jacobs),
then Sonoma St. (Stacy Barker), Dec. 4, 1998

CONSECUTIVE GAMES WITH

AT LEAST ONE GOAL

21—Missy Gregg, Christian Bros., Sept. 7, 2001 to Oct.
30, 2001

CONSECUTIVE SHUTOUT MINUTES

1,192:00—Nikki Kalavitis, Lynn, Sept. 18, 1997 to Oct.
30, 1997

Individual Leaders

Game

POINTS

No. Player, Team vs. Opponent

No.	Player, Team vs. Opponent	Date
18	Jenna Cutts, Nyack vs. Medgar Evers.....	Sept. 11, 2004
16	Erica Maine, Wheeling Jesuit vs. Ohio Valley	Oct. 21, 2004
16	Liz Jallo, Carson-Newman vs. Converse.....	Sept. 19, 2002
16	Betsy Morgan, Winona St. vs. Bemidji St.	Oct. 22, 1997
14	Jelisa Guy, Mont. St.-Billings vs. Texas A&M Int'l.....	Sept. 16, 2006
14	Heloisa de Oliveira, Lincoln Memorial vs. North Greenville.....	Aug. 26, 2004
14	Lindsey Natwick, Bemidji St. vs. Wis.-Superior.....	Oct. 1, 2002
14	Missy Gregg, Christian Bros. vs. Millsaps.....	Aug. 30, 2002
14	Missy Gregg, Christian Bros. vs. Ouachita Baptist.....	Oct. 26, 2001
14	Emily Brueggemann, Tex. A&M-Commerce vs. Southwestern Okla.	Oct. 28, 2000
14	Jocelyn Savastrano, St. Anselm vs. New England Col.	Sept. 1, 2000
13	Kara Blacker, Wheeling Jesuit vs. Ohio Valley	Oct. 21, 2004
13	Ashley Fortune, Francis Marion vs. Belmont Abbey.....	Sept. 29, 2004
13	Tracy Foraker, C.W. Post vs. Mercy	Sept. 25, 2004
13	Laura Hislop, Franklin Pierce vs. Stonehill.....	Sept. 24, 2003
13	Missy Gregg, Christian Bros. vs. North Ala.	Oct. 17, 2001
13	Rebecca Witters, Minn.-Morris vs. Minn.-Crookston	Oct. 14, 2001
13	Gretchen Dever, Lincoln Memorial vs. Campbellsville.....	Sept. 9, 2000
13	Natalie Daniel, Lenoir-Rhyne vs. Montreat.....	Sept. 6, 1995

GOALS

No. Player, Team vs. Opponent

No.	Player, Team vs. Opponent	Date
8	Jenna Cutts, Nyack vs. Medgar Evers.....	Sept. 11, 2004
7	Erica Maine, Wheeling Jesuit vs. Ohio Valley	Oct. 21, 2004
7	Jocelyn Savastrano, St. Anselm vs. New England Col.	Sept. 1, 2004
7	Liz Jallo, Carson-Newman vs. Converse.....	Sept. 19, 2002
7	Missy Gregg, Christian Bros. vs. Millsaps.....	Aug. 30, 2002
6	Kara Blacker, Wheeling Jesuit vs. Ohio Valley	Oct. 21, 2004
6	Ashley Fortune, Francis Marion vs. Belmont Abbey.....	Sept. 29, 2004
6	Heloisa de Oliveira, Lincoln Memorial vs. North Greenville.....	Aug. 26, 2004
6	Lindsey Natwick, Bemidji St. vs. Wis.-Superior.....	Oct. 1, 2002
6	Missy Gregg, Christian Bros. vs. Ouachita Baptist.....	Oct. 26, 2001
6	Missy Gregg, Christian Bros. vs. North Ala.	Oct. 17, 2001
6	Missy Gregg, Christian Bros. vs. Tenn.-Martin.....	Sept. 7, 2001
6	Emily Brueggemann, Tex. A&M-Commerce vs. Southwestern Okla.	Oct. 28, 2000
6	Rachel Barron, Tusculum vs. Lee.....	Sept. 27, 2000
6	Melissa Covington, Carson-Newman vs. Anderson (S.C.).....	Sept. 12, 2000
6	Ali Culpepper, St. Edward's vs. Texas Lutheran	Sept. 19, 1998
6	Betsy Morgan, Winona St. vs. Bemidji St.	Oct. 22, 1997
6	Ashley Green, Francis Marion vs. Anderson (S.C.)	Sept. 13, 1997
6	Natalie Daniel, Lenoir-Rhyne vs. Montreat.....	Sept. 6, 1995
6	Camie Bechtold, Quincy vs. Drury.....	Sept. 10, 1994

ASSISTS

No.	Player, Team vs. Opponent	Date
6	Ashley Spahn, Tiffin vs. Shawnee St.	Oct. 9, 2004
6	Kerry Limardo, Molloy vs. Concordia (N.Y.)	Sept. 29, 1997
6	Amie Johnson, Lenoir-Rhyne vs. Montreat	Sept. 6, 1995
5	Abby Jones, Ala.-Huntsville vs. Brescia	Oct. 22, 2006
5	Erin de Wolfe, Tex. A&M-Commerce vs. East Central	Oct. 9, 2005
5	Heidi Philip, Mount Olive vs. Converse	Sept. 5, 2004
5	Cheryl Meany, Queens (N.Y.) vs. Mercy	Sept. 13, 2003
5	Catherine Clarke, Kennesaw St. vs. Spelman	Sept. 21, 2002
5	Anna Rask, Christian Bros. vs. Ouachita Baptist	Oct. 26, 2001
5	Margaret Saurin, Christian Bros. vs. Freed-Hardeman	Oct. 23, 2001
5	Stacey Jacobs, Winona St. vs. Minn.-Crookston	Oct. 21, 2001
5	Rebecca Witters, Minn.-Morris vs. Minn.-Crookston	Oct. 14, 2001
5	Darlene Dippel, Southern Ind. vs. Oakland City	Sept. 28, 2001
5	Laurie Lamoureux, Merrimack vs. Minn.-Morris	Sept. 1, 2001
5	Tara Vokes, C.W. Post vs. NJIT	Oct. 23, 1999
5	Christina Heck, Angelo St. vs. Southwestern Okla.	Oct. 25, 1998
5	Anita Rapp, Oakland vs. Saginaw Valley	Oct. 25, 1997
5	Jessica Nelson, Minn. Duluth vs. Bemidji St.	Oct. 19, 1997
5	Pauliina Miettinen, Franklin Pierce vs. Mass.-Lowell	Oct. 12, 1996
5	Jessica Bowar, North Dakota St. vs. Bemidji St.	Sept. 8, 1996
5	Anna Wallin, Southern N.H. vs. Assumption	Sept. 21, 1995
5	Deanna Wallace, SIU Edwardsville vs. Mo.-Rolla	Oct. 12, 1987

SAVES

No.	Player, Team vs. Opponent	Date
38	Lisa Dingley, Ohio Valley vs. Shepherd	Oct. 19, 2002
38	Lisa Stebbins, St. Michael's vs. Keene St.	Sept. 15, 1985
37	Antonette Mazzella, Concord vs. West Va. Wesleyan	Oct. 31, 1999
36	Niki Dalka, Bemidji St. vs. Winona St.	Oct. 28, 2001
36	Kim Matus, Le Moyne vs. Stonehill	Oct. 4, 1998
34	Amanda Musarra, Felician vs. Merrimack	Aug. 28, 2004
34	Ellen Husarik, Lincoln Memorial vs. Carson-Newman	Sept. 22, 1994
33	Lisa Dingley, Ohio Valley vs. Concord	Oct. 1, 2002
33	Sue Plante, Merrimack vs. Keene St.	Oct. 11, 1996
32	Crystal McDonald, St. Rose vs. Southern N.H.	Oct. 16, 1993
31	Molly Baker, Pace vs. Dominican (N.Y.)	Sept. 20, 1998
30	Mary Rechichar, Columbia Union vs. Holy Family	Oct. 19, 2000
30	Mary Okulski, Queens (N.Y.) vs. Philadelphia U.	Oct. 7, 2000
30	Heather Powelson, California (Pa.) vs. Lock Haven	Oct. 4, 1998
30	Krystiane Brunner, Northern Mich. vs. Minn. Duluth	Sept. 13, 1998
30	Noelle Lancaster, Bemidji St. vs. Mary	Sept. 10, 1997
30	Candy Cotkin, Colorado St.-Pueblo vs. Colo. Christian	Oct. 4, 1994
30	Sue Plante, Merrimack vs. Keene St.	Oct. 10, 1987
30	Kate Murphy, Merrimack vs. Keene St.	Oct. 12, 1985

Season

POINTS PER GAME

Player, Team	Year	Games	Points	Avg.
Missy Gregg, Christian Bros.	2001	22	156	7.09
Renee Vinnedge, Queens (N.C.)	1998	16	92	5.75
Missy Gregg, Christian Bros.	2002	25	131	5.24
Heidi Schuberth, Southern N.H.	1984	20	104	5.20
Pauliina Miettinen, Franklin Pierce	1998	21	105	5.00
Heidi Schuberth, Southern N.H.	1983	15	69	4.60
Annette Laursen, Concord	2002	19	80	4.21
Pauliina Miettinen, Franklin Pierce	1997	20	84	4.20
Theresa Roach, Mercyhurst	1997	17	69	4.06
Ashley Pyle, Westminster (Pa.)	1998	18	73	4.06
Nathalie Geeris, Franklin Pierce	1994	19	77	4.05
Nkiru Okosieme, Clayton St.	2001	18	72	4.00
Veronica Sansom, Mercyhurst	1988	17	66	3.88
Margaret Saurin, Christian Bros.	2001	21	81	3.86
Minna Mustonen, Franklin Pierce	1999	21	81	3.86
Ewa Bergsten, Franklin Pierce	1992	21	81	3.86
Carrie Plute, Wheeling Jesuit	1992	20	77	3.85
Pauliina Miettinen, Franklin Pierce	1996	19	73	3.84
Natalie Daniel, Lenoir-Rhyne	1995	19	73	3.84
Kristy Ritchie, Ashland	2001	18	69	3.83

POINTS

Player, Team	Year	Games	Goals	Assists	Points
Missy Gregg, Christian Bros.	2001	22	73	10	156
Missy Gregg, Christian Bros.	2002	25	62	7	131
Pauliina Miettinen, Franklin Pierce	1998	21	43	19	105
Heidi Schuberth, Southern N.H.	1984	20	45	14	104
Renee Vinnedge, Queens (N.C.)	1998	16	41	10	92
Laura Hislop, Franklin Pierce	2003	25	31	23	85

Player, Team	Year	Games	Goals	Assists	Points
Pauliina Miettinen, Franklin Pierce	1997	20	34	16	84
Margaret Saurin, Christian Bros.	2001	21	26	29	81
Sally Holmes, Central Okla.	2000	24	35	11	81
Minna Mustonen, Franklin Pierce	1999	21	34	13	81
Ewa Bergsten, Franklin Pierce	1992	21	31	19	81
Annette Laursen, Concord	2002	19	34	12	80
Jannie Nicolaisen, Lynn	1997	22	31	17	79
Laura Hislop, Franklin Pierce	2004	21	31	15	77
Margaret Saurin, Christian Bros.	2002	26	21	35	77
Joanna DaSilva, Wheeling Jesuit	2000	23	36	5	77
Nathalie Geeris, Franklin Pierce	1994	19	27	23	77
Carrie Plute, Wheeling Jesuit	1992	20	33	11	77
Shoko Mikami, Christian Bros.	2003	20	33	10	76
Rachel Barron, Tusculum	2000	22	33	10	76

GOALS PER GAME

Player, Team	Year	Games	Goals	Avg.
Missy Gregg, Christian Bros.	2001	22	73	3.32
Renee Vinnedge, Queens (N.C.)	1998	16	41	2.56
Missy Gregg, Christian Bros.	2002	25	62	2.48
Heidi Schuberth, Southern N.H.	1984	20	45	2.25
Pauliina Miettinen, Franklin Pierce	1998	21	43	2.05
Heidi Schuberth, Southern N.H.	1983	15	28	1.87
Nkiru Okosieme, Clayton St.	2001	18	33	1.83
Annette Laursen, Concord	2002	19	34	1.79
Olaitan Yusuf, Clayton St.	2004	20	35	1.75
Natalie Daniel, Lenoir-Rhyne	1995	19	33	1.74
Theresa Roach, Mercyhurst	1997	17	29	1.71
Veronica Sansom, Mercyhurst	1988	17	29	1.71
Pauliina Miettinen, Franklin Pierce	1997	20	34	1.70
Brooke Hopkins, Incarnate Word	1998	21	35	1.67
Ashley Pyle, Westminster (Pa.)	1998	18	30	1.67
Shoko Mikami, Christian Bros.	2003	20	33	1.65
Carrie Plute, Wheeling Jesuit	1992	20	33	1.65
Sheila Kelly, Molloy	1997	17	28	1.65
Kim Brown, Central Okla.	2001	21	34	1.62
Minna Mustonen, Franklin Pierce	1999	21	34	1.62

GOALS

Player, Team	Year	Games	Goals
Missy Gregg, Christian Bros.	2001	22	73
Missy Gregg, Christian Bros.	2002	25	62
Heidi Schuberth, Southern N.H.	1984	20	45
Pauliina Miettinen, Franklin Pierce	1998	21	43
Renee Vinnedge, Queens (N.C.)	1998	16	41
Joanna DaSilva, Wheeling Jesuit	2000	23	36
Olaitan Yusuf, Clayton St.	2004	20	35
Sally Holmes, Central Okla.	2000	24	35
Brooke Hopkins, Incarnate Word	1998	21	35
Annette Laursen, Concord	2002	19	34
Kim Brown, Central Okla.	2001	21	34
Minna Mustonen, Franklin Pierce	1999	21	34
Pauliina Miettinen, Franklin Pierce	1997	20	34
Katy Tafler, Grand Valley St.	2006	22	33
Shoko Mikami, Christian Bros.	2003	20	33
Nkiru Okosieme, Clayton St.	2001	18	33
Rachel Barron, Tusculum	2000	22	33
Natalie Daniel, Lenoir-Rhyne	1995	19	33
Carrie Plute, Wheeling Jesuit	1992	20	33
Kate Murphy, Regis (Colo.)	2005	23	31
Laura Hislop, Franklin Pierce	2004	21	31
Laura Hislop, Franklin Pierce	2003	25	31
Patricia Keeldar, Franklin Pierce	2001	23	31
Jannie Nicolaisen, Lynn	1997	22	31
Ewa Bergsten, Franklin Pierce	1992	21	31

ASSISTS PER GAME

Player, Team	Year	Games	Assists	Avg.
Anna Rask, Christian Bros.	2001	18	26	1.44
Margaret Saurin, Christian Bros.	2001	21	29	1.38
Margaret Saurin, Christian Bros.	2002	26	35	1.35
Nathalie Geeris, Franklin Pierce	1994	19	23	1.21
Lotta Thunberg, Southern N.H.	1997	19	22	1.16
Angela Verdoes, Franklin Pierce	1999	21	24	1.14
Kim Corbin, St. Cloud St.	2000	18	20	1.11
Jennifer Lee, Upper Iowa	2005	19	20	1.05
Lorrie Jones, Wis.-Parksides	2000	19	20	1.05
Tricia Ruark, Northern Ky.	2001	22	22	1.00
Jannie Nicolaisen, Lynn	2000	14	14	1.00
Annette Wagner, Denver	1989	19	19	1.00
Sarah Herrick, Wayne St. (Neb.)	2000	22	21	0.95
Melissa Edwards, Merrimack	2000	21	20	0.95
Lisa Trombetta, Shippensburg	1997	19	18	0.95

Player, Team	Year	Games	Assists	Avg.
Ewa Bergsten, Franklin Pierce	1993	19	18	0.95
Elizabeth Spencer, Barton	2002	18	17	0.94
Kyla Heimburger, Shepherd	2003	17	16	0.94
Jessica Rodgers, North Dakota St.	2003	16	15	0.94
Kelly Ann Hinchcliffe, Wingate	2000	16	15	0.94

ASSISTS

Player, Team	Year	Games	Assists
Margaret Saurin, Christian Bros.	2002	26	35
Margaret Saurin, Christian Bros.	2001	21	29
Anna Rask, Christian Bros.	2001	18	26
Angela Verdoes, Franklin Pierce	1999	21	24
Laura Hislop, Franklin Pierce	2003	25	23
Nathalie Geeris, Franklin Pierce	1994	19	23
Tricia Ruark, Northern Ky.	2001	22	22
Lotta Thunberg, Southern N.H.	1997	19	22
Sarah Herrick, Wayne St. (Neb.)	2000	22	21
Kylee Hanavan, Metro St.	2006	25	20
Jennifer Lee, Upper Iowa	2005	19	20
Jeanna Martin, Northern Ky.	2001	24	20
Kim Corbin, St. Cloud St.	2000	18	20
Lorrie Jones, Wis.-Parkside	2000	19	20
Melissa Edwards, Merrimack	2000	21	20
Tricia Ruark, Northern Ky.	2000	25	20
April Jacobs, Mount Olive	2006	22	19
Pauliina Miettinen, Franklin Pierce	1998	21	19
Annette Wagner, Denver	1989	19	19
Samantha Robinson, Tampa	2006	22	18
Kristen Votapek, Northern Ky.	2005	22	18
Ymara Guante, Metro St.	2004	26	18
Stacy-Jo Fletcher, Christian Bros.	2003	20	18
Trisha Cooper, West Fla.	2002	20	18
Stacey Jacobs, Winona St.	2001	21	18
Melissa Edwards, Merrimack	2001	23	18
Melissa Edwards, Merrimack	1999	20	18
Lisa Trombetta, Shippensburg	1997	19	18
Ewa Bergsten, Franklin Pierce	1993	19	18
Sarah Stoney, Cal St. Chico	1993	20	18

SAVES PER GAME

Player, Team	Year	Games	Saves	Avg.
Lisa Dingley, Ohio Valley	2002	16	414	25.88
Candy Cotkin, Colorado St.-Pueblo	1994	14	291	20.79
Sally Hilger, IPFW	1999	16	281	17.56
Ginny Mingle, South Dakota	1999	12	205	17.08
Molly Baker, Pace	1998	7	115	16.43
Tracy Powers, Bryant	1993	15	243	16.20
Heather Powelson, California (Pa.)	1998	16	248	15.50
Joanne Nigbor, Bemidji St.	1996	11	169	15.36
Kate Murphy, Merrimack	1985	19	291	15.32
Lisa Audi, Le Moyne	1989	16	235	14.69
Robin Lyness, St. Michael's	1994	19	277	14.58
Niki Dalka, Bemidji St.	2001	17	242	14.24
Leslie Sawyer, Mo.-Rolla	1991	15	206	13.73
Lisa Dingley, Ohio Valley	2003	9	123	13.67
Ellen Husarik, Lincoln Memorial	1994	16	218	13.63
Katie Riba, Minn.-Morris	1999	19	253	13.32
Aimee Hourigan, Fort Lewis	1994	10	131	13.10
Kelly Bourck, Charleston (W.V.)	2001	18	235	13.06
Audrye Mason, Ohio Valley	2006	10	129	12.90
Sue Plante, Merrimack	1986	20	250	12.50

SAVES

Player, Team	Year	Games	Saves
Lisa Dingley, Ohio Valley	2002	16	414
Candy Cotkin, Colorado St.-Pueblo	1994	14	291
Kate Murphy, Merrimack	1985	19	291
Sally Hilger, IPFW	1999	16	281
Robin Lyness, St. Michael's	1994	19	277
Katie Riba, Minn.-Morris	1999	19	253
Sue Plante, Merrimack	1986	20	250
Heather Powelson, California (Pa.)	1998	16	248
Sue Plante, Merrimack	1987	21	248
Tracy Powers, Bryant	1993	15	243
Niki Dalka, Bemidji St.	2001	17	242
Kelly Bourck, Charleston (W.V.)	2001	18	235
Lisa Audi, Le Moyne	1989	16	235
Amy Althoff, Morningside	2000	20	228
Sue Plante, Merrimack	1988	21	227
Charise Hayward, Augustana (S.D.)	2002	20	219
Heidi Lininger, Millersville	1999	19	219
Judith Chime, Clayton St.	2003	19	218
Ellen Husarik, Lincoln Memorial	1994	16	218
Heidi Lininger, Millersville	1998	17	211

Player, Team	Year	Games	Saves
Heather Ross, Mass.-Lowell	1998	17	211

SAVE PERCENTAGE

Player, Team	Year	Games	Saves	GA	Pct.
Jennifer Hull, Seattle Pacific	2003	21	65	6	.915
Aline Lopes, Southwest Baptist	2006	13	62	6	.912
Jen McCormick, Slippery Rock	2005	21	123	12	.911
Kaney Tyler, Mo. Southern St.	2005	18	112	11	.911
Becky Dillard, Indiana (Pa.)	2005	18	134	14	.905
Staci Self, Humboldt St.	2006	21	85	9	.904
Kim Yacenda, C.W. Post	2006	16	84	9	.903
Kari Torgerson, Bemidji St.	2005	22	195	21	.903
Kristina Nasturzio, Grand Valley St.	2005	21	61	7	.897
Anita Hekman, Lees-McRae	2005	16	126	15	.894
Theresa Alexander, Northern St.	2005	20	103	13	.888
Katilyn Bennet, Mesa St.	2006	19	126	16	.887
Jennifer Hull, Seattle Pacific	2004	22	59	8	.881

Must have played in 50% of team's minutes.

GOALS-AGAINST AVERAGE

(Min. 1,200 Minutes)

Player, Team	Year	GA	Min.	GAA
Hilary Smart, West Chester	2005	2	1,251	0.144
Jeanette Smith, Franklin Pierce	1994	3	1,505	0.179
Carilyn Hormilla, Barry	1989	3	1,471	0.184
Jeanette Smith, Franklin Pierce	1995	4	1,350	0.267
Jessica Marek, Kennesaw St.	2002	5	1,567	0.287
Lara Johnson, Presbyterian	1999	5	1,511	0.298
Abbigale Wild, Wis.-Parkside	2004	6	1,800	0.300
Jennifer Hull, Seattle Pacific	2003	6	1,781	0.303
Debbie Wisniowski, Southern N.H.	1989	7	1,920	0.328
Andrea Fasano, Adelphi	2003	7	1,832	0.344
Keri Lief, Lynn	1996	6	1,553	0.348
Nikki Kalavitis, Lynn	1998	7	1,800	0.350
Emily Huyck, Truman	1999	7	1,753	0.359
Carolyn Wellman, Sonoma St.	1993	7	1,740	0.362
Ellen Petersen, Neb.-Omaha	2006	8	1,980	0.364
Johanna Fischer, Barry	2002	7	1,710	0.368
Paige Pepper, C.W. Post	1999	7	1,704	0.370
Kristina Nasturzio, Grand Valley St.	2005	7	1,664	0.379
Janna Schimmels, Barry	1993	6	1,426	0.379
Jennifer Hull, Seattle Pacific	2004	8	1,872	0.385

SOLO SHUTOUT PERCENTAGE

(Min. 10 Shutouts)

Player, Team	Year	Games	Shutouts	Pct.
Mandy Allen, Metro St.	2003	23	17	.739
Emily Huyck, Truman	1999	19	14	.737
Jeanette Smith, Franklin Pierce	1994	19	14	.737
Chris Pezzulo, Cal St. Dom. Hills	1989	21	15	.714
Carilyn Hormilla, Barry	1989	17	12	.706
Nikki Kalavitis, Lynn	1998	20	14	.700
Carrie Payne, Central Mo.	1998	16	11	.688
Heather Hartman, Bloomsburg	2001	19	13	.684
Caulli Chiscon, North Fla.	2000	19	13	.684
Emily Huyck, Truman	2000	19	13	.684
Andrea Colarudtolo, Mercyhurst	1991	19	13	.684
Shannon Aitken, Tampa	2005	18	12	.667
Andrea Fasano, Adelphi	2003	21	14	.667
Emily Huyck, Truman	2001	21	14	.667
Melissa Robles, Franklin Pierce	1992	21	14	.667
Trish Hannah, St. Michael's	1989	15	10	.667
Sue Plante, Merrimack	1986	18	12	.667
Lauren Davis, Truman	2003	20	13	.650
Lauren Piening, Northern Ky.	1999	25	16	.640
Nikki Kalavitis, Lynn	1997	22	14	.636

SOLO SHUTOUTS

Player, Team	Year	Games	Shutouts
Mandy Allen, Metro St.	2003	23	17
Lauren Piening, Northern Ky.	1999	25	16
Chris Pezzulo, Cal St. Dom. Hills	1999	21	15
Andrea Fasano, Adelphi	2003	21	14
Emily Huyck, Truman	2001	21	14
Emily Huyck, Truman	1999	19	14
Nikki Kalavitis, Lynn	1998	20	14
Claudia Heim, West Va. Wesleyan	1997	24	14
Nikki Kalavitis, Lynn	1997	22	14
Jeanette Smith, Franklin Pierce	1994	19	14
Melissa Robles, Franklin Pierce	1992	21	14
Rachel Zollner, Metro St.	2006	24	13
Lauren Steinberg, St. Rose	2005	21	13
Lauren Davis, Truman	2003	20	13

Player, Team	Year	Games	Shutouts
Heather Hartman, Bloomsburg	2001	19	13
Caulli Chiscon, North Fla.	2000	19	13
Emily Huyck, Truman	2000	19	13
Lauren Vogel, Central Okla.	2000	24	13
Jen Kusz, Merrimack	1996	22	13
Briana O'Dowd, Cal St. Dom. Hills	1991	23	13
Andrea Colarudtolo, Mercyhurst	1991	19	13

Career

POINTS PER GAME (Min. 100 Points)

Player, Team	Years	Games	Points	Avg.
Missy Gregg, Christian Bros.	2001-02	48	287	5.98
Pauliina Miettinen, Franklin Pierce	1995-98	78	309	3.96
Renee Vinnedge, Queens (N.C.)	1997-98	35	138	3.94
Heidi Schuberth, Southern N.H.	1983-86	71	263	3.70
Nathalie Geeris, Franklin Pierce	1993-95	58	190	3.28
Laura Hislop, Franklin Pierce	2003-05	68	222	3.26
Ashley Pyle, Westminster (Pa.)	1998-01	61	199	3.26
Kristy Ritchie, Ashland	1998-01	75	241	3.21
Jannie Nicolaisen, Lynn	1997-00	69	220	3.19
Brooke Hopkins, Incarnate Word	1998-01	77	238	3.09
Minna Mustonen, Franklin Pierce	1997-00	56	171	3.05
Sally Holmes, Central Okla.	1999-00	43	129	3.00
Natalie Daniel, Lenoir-Rhyne	1993-95	56	167	2.98
Veronica Sansom, Mercyhurst	1988-91	70	205	2.93
Sheila Kelly, Molloy	1994-97	61	178	2.92
Kylee Hanavan, Metro St.	2004-06	75	206	2.75
Carrie Plute, Wheeling Jesuit	1992-95	84	230	2.74
Diana Trzaska, Philadelphia U.	1992-95	74	197	2.66
Karah Smith, Eckerd	1997-99	48	127	2.65
Sarah Herrick, Wayne St. (Neb.)	1998-01	74	195	2.63
Nancy Reyes, Lewis	1994-97	76	199	2.62
Heather Swabowicz, Southern N.H.	1993-96	73	190	2.60
Amber Dusosky, Minn. St. Mankato	2000-03	82	211	2.57
Sheila Doyle, Le Moyne	1992-95	69	177	2.57
Jenni Burton, Mo.-St. Louis	1993-95	60	151	2.52

POINTS

Player, Team	Years	Games	Points
Pauliina Miettinen, Franklin Pierce	1995-98	78	309
Missy Gregg, Christian Bros.	2001-02	48	287
Heidi Schuberth, Southern N.H.	1983-86	71	263
Kristy Ritchie, Ashland	1998-01	75	241
Brooke Hopkins, Incarnate Word	1998-01	77	238
Carrie Plute, Wheeling Jesuit	1992-95	84	230
Laura Hislop, Franklin Pierce	2003-05	68	222
Jannie Nicolaisen, Lynn	1997-00	69	220
Amber Dusosky, Minn. St. Mankato	2000-03	82	211
Kim Brown, Central Okla.	1999-02	87	209
Kylee Hanavan, Metro St.	2004-06	75	206
Veronica Sansom, Mercyhurst	1988-91	70	205
Ashley Pyle, Westminster (Pa.)	1998-01	61	199
Nancy Reyes, Lewis	1994-97	76	199
Diana Trzaska, Philadelphia U.	1992-95	74	197
Sarah Herrick, Wayne St. (Neb.)	1998-01	74	195
Heather Swabowicz, Southern N.H.	1993-96	73	190
Nathalie Geeris, Franklin Pierce	1993-95	58	190
Theresa Uliano, Southern Conn. St.	1997-00	80	186
Crystal Lindsay, New Haven	2003-06	76	185
Theresa Roach, Mercyhurst	1996-99	75	184
Ruth Van't Land-Parkes, Cal Poly Pomona	1997-00	81	181
Janece Friederich, SIU Edwardsville	1995-98	79	180
Natalie Sanders, Mo.-Rolla	1994-97	76	180
Sheila Kelly, Molloy	1994-97	61	178
Terri Meierhofer, East Stroudsburg	1994-97	79	178

GOALS PER GAME (Min. 40 Goals)

Player, Team	Years	Games	Goals	Avg.
Missy Gregg, Christian Bros.	2001-02	48	135	2.81
Renee Vinnedge, Queens (N.C.)	1997-98	35	62	1.77
Pauliina Miettinen, Franklin Pierce	1995-98	78	122	1.56
Heidi Schuberth, Southern N.H.	1983-86	71	107	1.51
Kristy Ritchie, Ashland	1998-01	75	102	1.36
Veronica Sansom, Mercyhurst	1988-91	70	95	1.36
Ashley Pyle, Westminster (Pa.)	1998-01	61	80	1.31
Sally Holmes, Central Okla.	1999-00	43	56	1.30

Player, Team	Years	Games	Goals	Avg.
Sheila Kelly, Molloy	1994-97	61	79	1.30
Brooke Hopkins, Incarnate Word	1998-01	77	98	1.27
Natalie Daniel, Lenoir-Rhyne	1993-95	56	71	1.27
Laura Hislop, Franklin Pierce	2003-05	68	86	1.26
Jannie Nicolaisen, Lynn	1997-00	69	87	1.26
Minna Mustonen, Franklin Pierce	1997-00	56	70	1.25
Karah Smith, Eckerd	1997-99	48	58	1.21
Nathalie Geeris, Franklin Pierce	1993-95	58	67	1.16
Amber Dusosky, Minn. St. Mankato	2000-03	82	93	1.13
Carrie Plute, Wheeling Jesuit	1992-95	84	95	1.13
Diana Trzaska, Philadelphia U.	1992-95	74	81	1.09
Jenni Burton, Mo.-St. Louis	1993-95	60	65	1.08
Heather Swabowicz, Southern N.H.	1993-96	73	79	1.08
Crystal Lindsay, New Haven	2003-06	76	82	1.08
Kylee Hanavan, Metro St.	2004-06	75	80	1.07
Theresa Roach, Mercyhurst	1996-99	75	79	1.05
Kim Brown, Central Okla.	1999-02	87	91	1.05

GOALS

Player, Team	Years	Games	Goals
Missy Gregg, Christian Bros.	2001-02	48	135
Pauliina Miettinen, Franklin Pierce	1995-98	78	122
Heidi Schuberth, Southern N.H.	1983-86	71	107
Kristy Ritchie, Ashland	1998-01	75	102
Brooke Hopkins, Incarnate Word	1998-01	77	98
Carrie Plute, Wheeling Jesuit	1992-95	84	95
Veronica Sansom, Mercyhurst	1988-91	70	95
Amber Dusosky, Minn. St. Mankato	2000-03	82	93
Kim Brown, Central Okla.	1999-02	87	91
Jannie Nicolaisen, Lynn	1997-00	69	87
Laura Hislop, Franklin Pierce	2003-05	68	86
Crystal Lindsay, New Haven	2003-06	76	82
Diana Trzaska, Philadelphia U.	1992-95	74	81
Kylee Hanavan, Metro St.	2004-06	75	80
Ashley Pyle, Westminster (Pa.)	1998-01	61	80
Theresa Roach, Mercyhurst	1996-99	75	79
Sheila Kelly, Molloy	1994-97	61	79
Heather Swabowicz, Southern N.H.	1993-96	73	79
Ruth Van't Land-Parkes, Cal Poly Pomona	1997-00	81	76
Mirela Tutundzic, Grand Valley St.	2002-05	81	75
Theresa Uliano, Southern Conn. St.	1997-00	80	75
Natalie Sanders, Mo.-Rolla	1994-97	76	75
Terri Meierhofer, East Stroudsburg	1994-97	79	74
Nancy Reyes, Lewis	1994-97	76	74
Sarah Herrick, Wayne St. (Neb.)	1998-01	74	72

ASSISTS PER GAME (Min. 25 Assists)

Player, Team	Years	Games	Assists	Avg.
Margaret Saurin, Christian Bros.	2001-02	47	64	1.42
Nathalie Geeris, Franklin Pierce	1993-95	58	56	0.97
Jen Miller, Franklin Pierce	1993-96	56	50	0.89
Pauliina Miettinen, Franklin Pierce	1995-98	78	65	0.83
Lotta Thunberg, Southern N.H.	1995-97	57	45	0.79
Laura Hislop, Franklin Pierce	2003-05	68	50	0.74
Melissa Edwards, Merrimack	1998-01	82	57	0.70
Heidi Schuberth, Southern N.H.	1983-86	71	49	0.69
Sarah Herrick, Wayne St. (Neb.)	1998-01	74	51	0.69
Nancy Reyes, Lewis	1994-97	76	51	0.67
Jannie Nicolaisen, Lynn	1997-00	69	46	0.67
Marie Kolbert, Lynn	1996-99	78	52	0.67
Heather Ormen, Lock Haven	1994-97	72	47	0.65
Ashley Pyle, Westminster (Pa.)	1998-01	61	39	0.64
Erin de Wolfe, Tex. A&M-Commerce	2002-05	82	51	0.62
Kylee Hanavan, Metro St.	2004-06	75	46	0.61
Brooke Kairies, Oakland	1995-98	66	40	0.61
Pauliina Auveri, Franklin Pierce	1996-98	61	36	0.59
Georgia McGinty, Central Okla.	1998-01	82	48	0.59
Jenn Russo, East Stroudsburg	1993-96	74	43	0.58
Nancy Daly, Merrimack	1991-94	74	43	0.58
Betsy Morgan, Winona St.	1995-96	71	40	0.56
Carrie Marino, Mo.-St. Louis	1995-97, 99	83	46	0.55
Minna Mustonen, Franklin Pierce	1997-00	56	31	0.55
Lisa Trombetta, Shippensburg	1997-00	77	42	0.55

ASSISTS

Player, Team	Years	Games	Assists
Pauliina Miettinen, Franklin Pierce	1995-98	78	65
Margaret Saurin, Christian Bros.	2001-02	47	64
Melissa Edwards, Merrimack	1998-01	82	57
Nathalie Geeris, Franklin Pierce	1993-95	58	56
Marie Kolbert, Lynn	1996-99	78	52

Player, Team	Years	Games	Assists
Erin de Wolfe, Tex. A&M-Commerce	2002-05	82	51
Sarah Herrick, Wayne St. (Neb.)	1998-01	74	51
Nancy Reyes, Lewis	1994-97	76	51
Laura Hislop, Franklin Pierce	2003-05	68	50
Jen Miller, Franklin Pierce	1993-96	56	50
Jenny Petronis, Franklin Pierce	1998-01	88	49
Heidi Schuberth, Southern N.H.	1983-86	71	49
Jeorgia McGinty, Central Okla.	1998-01	82	48
Heather Ormen, Lock Haven	1994-97	72	47
Kylee Hanavan, Metro St.	2004-06	75	46
Jannie Nicolaisen, Lynn	1997-00	69	46
Carrie Marino, Mo.-St. Louis	1995-97, 99	83	46
Lotta Thunberg, Southern N.H.	1995-97	57	45
Betsy Morgan, Winona St.	1996-99	71	44
Jenn Russo, East Stroudsburg	1993-96	74	43
Nancy Daly, Merrimack	1991-94	74	43
*April Jacobs, Mount Olive	2004-06	61	42
Lisa Trombetta, Shippensburg	1997-00	77	42
Janece Friederich, SIU Edwardsville	1995-98	79	42
Kim Hall, Merrimack	1994-97	86	42

*Active player.

SAVES PER GAME
(Min. 300 Saves)

Player, Team	Years	Games	Saves	Avg.
Heather Ross, Mass.-Lowell	1995-98	72	1,022	14.19
Jennifer Kay, St. Michael's	1990-93	73	874	11.97
Candy Cotlin, Colorado St.-Pueblo	1994-96	50	589	11.78
Leslie Sawyer, Mo.-Rolla	1990-91	32	358	11.19
Niki Dalka, Bemidji St.	2000-02	48	536	11.17
Amanda Barrow, Anderson (S.C.)	1997-00	69	748	10.84
Sue Plante, Merrimack	1986-89	84	905	10.77
Heidi Lininger, Millersville	1997-00	54	545	10.09
Jessica Jolly, Adams St.	2002-04	41	382	9.32
Katie Riba, Minn.-Morris	1997-00	55	511	9.29
Susan Blanchard, Erskine	1993-96	63	580	9.21
Laura Kenady, St. Cloud St.	1999-01	51	459	9.00
Kristin Roy, St. Anselm	1985-88	57	501	8.79
Kathryn Jamvold, Fort Lewis	1994-97	49	424	8.65
Casey Shearing, Indiana (Pa.)	1998-99	36	310	8.61
Alicia Chella, St. Anselm	1988-91	56	472	8.43
Lori McGowen, East Central	1997-00	65	547	8.42
Joy Wallace, Kutztown	1999-01	54	489	8.41
Marilyn Kastner, SIU Edwardsville	1988-91	45	377	8.38
Alyssa Halverson, St. Cloud St.	1995-96	38	317	8.34
Tracey Blanchard, Kutztown	1994-97	69	571	8.28
^Heather Boyd, Adams St.	2002-06	44	362	8.23
Stephanie Brendel, St. Cloud St.	2002-05	64	504	7.88
Brigid Tobin, Molloy	1997-00	48	366	7.63
Ellen Sattler, C.W. Post	1995-98	77	584	7.58

^ Received medical redshirt in 2003.

SAVES

Player, Team	Years	Games	Saves
Heather Ross, Mass.-Lowell	1995-98	72	1,022
Sue Plante, Merrimack	1986-89	84	905
Jennifer Kay, St. Michael's	1990-93	73	874
Amanda Barrow, Anderson (S.C.)	1997-00	69	748
Candy Cotlin, Colorado St.-Pueblo	1994-96	50	589
Lacy Emmerling, Fla. Southern	1999-02	73	587
Ellen Sattler, C.W. Post	1995-98	77	584
Susan Blanchard, Erskine	1993-96	63	580
Tracey Blanchard, Kutztown	1994-97	69	571
Rachel Lewis, Mo.-Rolla	1993-96	73	550
Lori McGowen, East Central	1997-00	65	547
Heidi Lininger, Millersville	1997-00	54	545
Niki Dalka, Bemidji St.	2000-02	48	536
Dawn Williams, Cal Poly Pomona	1992-96	—	516
Katie Riba, Minn.-Morris	1997-00	55	511
Stephanie Brendel, St. Cloud St.	2002-05	64	504
Kristin Roy, St. Anselm	1985-88	57	501
Sarah Morrison, Westminster (Pa.)	1998-01	74	498
Crystal McDonald, St. Rose	1993-94, 96	49	495
Judith Chime, Clayton St.	2002-05	77	490
Joy Wallace, Kutztown	1999-01	54	489
Stacy Linzenbold, East Stroudsburg	1995-98	78	480
Lindsey Kiser, Midwestern St.	1997-00	73	475
Amy Linn, Bloomsburg	1992-95	74	473
Alicia Chella, St. Anselm	1988-91	56	472

GOALS-AGAINST AVERAGE
(Min. 2,500 Minutes)

Player, Team	Years	GA	Min.	GAA
Jeanette Smith, Franklin Pierce	1992-95	9	3,150	0.257
Carolyn Wellman, Sonoma St.	1990-93	23	4,380	0.473
Emily Huyck, Truman	1998-01	31	5,869	0.475
Debbie Wisniowski, Southern N.H.	1988-91	38	6,663	0.513
Melissa Robles, Franklin Pierce	1992-95	23	3,870	0.535
Sam Westerling, Northern Ky.	2002-05	27	3,744	0.649
Lauren Davis, Truman	2003-06	47	6,920	0.611
Jeanne Lozier, Southern N.H.	1984-87	36	4,905	0.661
Sue Plante, Merrimack	1986-89	56	7,580	0.665
Amy Price, Neb.-Omaha	2002-05	56	7,395	0.682
Heather Koudelka, St. Edward's	2003-06	41	5,341	0.691
Joy Descutner, Wheeling Jesuit	1990-93	41	5,331	0.692
Michele Filipczak, Minn. Duluth	1997-00	35	4,460	0.706
Tracy Wirth, Bloomsburg	1995-98	36	4,583	0.707
Denise Hutchinson, St. Joseph's (Ind.)	1994-96	49	6,195	0.712
Marissa Giannone, Franklin Pierce	1996-98	26	3,267	0.716
Brandy Kilpatrick, Barry	1996-99	37	4,624	0.720
Crystal Pearson, Winona St.	1998-01	49	6,012	0.733
Laura Johnson, Presbyterian	1998-01	35	4,246	0.742
Kelly Stewart, Seattle	2001-04	35	4,218	0.747
Mandy Harland, West Fla.	1996-99	49	5,812	0.759
Mary Zurek, St. Joseph's (Ind.)	1994-97	33	3,893	0.763
Angie Gries, Southern Ind.	1996-99	43	5,010	0.772
Jenny Miller, Truman	1995-98	60	6,850	0.788
Jennifer Hull, Seattle Pacific	2001-04	56	6,378	0.790

GOALKEEPER MINUTES PLAYED

Player, Team	Years	Min.
Sue Plante, Merrimack	1986-89	7,580:00
Amy Price, Neb.-Omaha	2002-05	7,395:00
Amy Kennedy, Longwood	1997-00	7,157:00
Maureen MacConnell, New Haven	2003-06	7,136:00
Judith Chime, Clayton	2002-05	7,100:00
Meghan Frey, Mercyhurst	1998-01	7,077:29
Lauren Davis, Truman	2003-06	6,920:00
Jenny Miller, Truman	1995-98	6,850:34
Rachel Lewis, Mo.-Rolla	1993-96	6,721:00
Crystal Wells, Western Ore.	1997-00	6,668:00
Debbie Wisniowski, Southern N.H.	1988-91	6,663:00
Erin Gorman, St. Anselm	1996-99	6,499:00
Stephanie Kult, SIU Edwardsville	1993-96	6,488:00
Sarah Morrison, Westminster (Pa.)	1998-01	6,456:02
Jennifer Hull, Seattle Pacific	2001-04	6,378:00
Megan Plank, Mont. St.-Billings	2003-06	6,376:53
Jen Kusz, Merrimack	1993-96	6,250:00
Adrianne Peters, Montevallo	1999-02	6,200:00
Denise Hutchinson, St. Joseph's (Ind.)	1994-96	6,195:00
Kelly Lach, Bentley	1994-97	6,193:00
Crystal Pearson, Winona St.	1998-01	6,012:00
Jen Foster, Lock Haven	1996-99	5,971:00
Stephanie Brendel, St. Cloud St.	2002-05	5,962:00
Stacie Bortz, Mercyhurst	1994-97	5,903:00
Emily Huyck, Truman	1998-01	5,869:12

PLAYERS WITH 40 GOALS AND 40 ASSISTS
(Chronological order)

Player, Team	Goals	Assists	Points	Years
Heidi Schuberth, Southern N.H.	107	49	263	1983-86
Nancy Daly, Merrimack	45	43	133	1991-94
Ewa Bergsten, Franklin Pierce	63	41	167	1992-95
Carrie Plute, Wheeling Jesuit	95	40	230	1992-95
Nathalie Geeris, Franklin Pierce	67	56	190	1993-95
Kim Hall, Merrimack	50	42	142	1994-97
Nancy Reyes, Lewis	74	51	199	1994-97
Janece Friedrich, SIU Edwardsville	69	42	180	1995-98
Pauliina Miettinen, Franklin Pierce	122	65	309	1995-98
Carrie Marino, Mo.-St. Louis	51	46	148	1995-99
Betsy Morgan, Winona St.	54	40	148	1996-99
Jannie Nicolaisen, Lynn	87	46	220	1997-00
Lisa Trombetta, Shippensburg	51	42	144	1997-00
Sarah Herrick, Wayne St. (Neb.)	72	51	195	1998-01
Margaret Saurin, Christian Bros.	47	64	158	2001-02
Laura Hislop, Franklin Pierce	86	50	222	2003-05

Miscellaneous

FASTEST GOAL, START OF GAME

Time	Player, Team	Opponent	Date
:07	Jennifer Prior, Saginaw Valley	Rochester College	Sept. 24, 2003
:08	Erin de Wolfe, Tex. A&M-Commerce	Dallas Baptist	Sept. 16, 2003
:10	Michelle Rutigliano, C.W. Post	Queens (N.Y.)	Oct. 9, 1999
:11	Elena Sfetcu, Cal St. Chico	Cal St. Bakersfield	Sept. 2, 2002
:11	Katie Katzmark, Lynn	Francis Marion	Oct. 3, 1998
:13	Lilja D. Valthórsdóttir, Bridgeport	Dowling	Nov. 12, 2005
:13	Marie Engelhart, Minn. St. Mankato	North Dakota	Nov. 6, 1999
:13	Lesley Ashford, Concord	Salem Int'l	Sept. 1, 1999
:13	Teresa Bateman, Cal St. Dom. Hills	Denver	Oct. 31, 1993
:14	Stephanie Keating, Tampa	Fla. Southern	Sept. 29, 1999
:15	Molly Swartzbaugh, Truman	Drury	Oct. 27, 1997
:16	Natalie Sanders, Mo.-Rolla	St. Joseph's (Ind.)	Oct. 3, 1997
:17	Jen Suelnys, Bridgeport	St. Michael's	Sept. 4, 1999
:17	Jean Dutton, West Fla.	Montevallo	Sept. 17, 1996
:18	Stephanie Pfeiffer, North Dakota	South Dakota	Oct. 5, 2003

FASTEST CONSECUTIVE GOALS, SAME TEAM

Time	Players, Team	Opponent	Date
:05	Jeri Ostuw and Lindsay Giblin, Rollins	Briar Cliff	Aug. 25, 2006
:06	Susie Harris and Laurel Kenerson, Francis Marion	Lander	Oct. 4, 2000
:07	Karen Kosmij and Tracy Schaller, C.W. Post	NJIT	Oct. 23, 1999
:08	Teri Atkinson and Janel Johnson, South Dakota	Augustana (S.D.)	Sept. 22, 2001
:09	Casie Poysstick (both), St. Leo	Palm Beach Atlantic	Sept. 30, 2003
:09	Pam Sarantakis and Nancy Daly, Merrimack	Assumption	Oct. 15, 1992
:11	Mitzie Dyer and Laura Williams, West Fla.	Millsaps	Sept. 11, 1998
:12	Casie Poysstick and Jennifer O'Connor, St. Leo	Armstrong Atlantic	Sept. 9, 2005
:12	Erica Maine and Lindsay Getz, Wheeling Jesuit	Ohio Valley	Oct. 21, 2004
:13	Brooke Morgan (both), West Fla.	Spring Hill	Sept. 6, 1998
:14	Ashley Porter and Jasmine Wilson, Seattle	Central Wash.	Oct. 2, 2004
:14	Jessica Pigman and Kristy Weber, Southern Ind.	Ashland	Sept. 21, 1996
:15	Erica Maine (both), Wheeling Jesuit	Ohio Valley	Oct. 21, 2004
:15	Jessica Parker and Brooke Hartman, North Dakota St.	Jamestown	Nov. 1, 2003
:15	Taryn Brody and Tami Neumann, C.W. Post	NJIT	Oct. 23, 1999
:15	Andrea Richmond and Melissa Toungette, Harding	Central Ark.	Sept. 11, 1998
:16	Lauren Hensley and Courtney Saul, Harding	Ozarks (Ark.)	Sept. 12, 2000
:16	Rachel McCarthy and Kathy Cote, Merrimack	Mass.-Lowell	Oct. 26, 1999
:16	Kerri Williams and Jennifer Wineberg, Francis Marion	Lander	Sept. 29, 1998

FASTEST THREE CONSECUTIVE GOALS, SAME PLAYER

Time	Players, Team	Opponent	Date
2:20	Jelisa Guy, Mont. St.-Billings	Texas A&M Int'l	Sept. 16, 2006
2:51	Katy Tafler, Grand Valley St.	Ferris St.	Oct. 27, 2006
3:30	Kathy Cote, Merrimack	Assumption	Sept. 20, 2000

FASTEST THREE CONSECUTIVE GOALS, SAME TEAM

Time	Players, Team	Opponent	Date
:16	Jeri Ostuw, Lindsay Giblin two goals, Rollins	Briar Cliff	Aug. 25, 2006
:40	Amanda Lyons, Erica Maine, Lindsay Getz, Wheeling Jesuit	Ohio Valley	Oct. 21, 2004
:54	Kristen Noakes, Kendra Zinser, Betsy Moore, Northern Ky.	Ky. Wesleyan	Sept. 14, 2001

FASTEST CONSECUTIVE GOALS, OPPOSING TEAMS

Time	First Goal	Second Goal	Date
:11	Amber Lopez, Cal St. L.A.	Lisa Mellberg, Cal St. Bakersfield	Oct. 25, 2003
:11	Kelly Jacobs, Ashland	Stacy Barker, Sonoma St.	Dec. 4, 1998
:12	Elizabeth Franklin, North Ga.	Shana Neves, Armstrong Atlantic	Oct. 12, 2005
:13	Kristin Hendricks, Catawba	Karen Isсенmann, Francis Marion	Sept. 9, 1995
:14	Amanda Gadoski, Northern Mich.	Maria Manzo, Ashland	Oct. 9, 2005
:14	Heather Sakaduski, Lees-McRae	Sabina Sapienza, Francis Marion	Sept. 8, 2001
:15	Meghan Middleton, Bentley	Michelle Bohler, Pace	Oct. 24, 1999
:16	Lone Halvorsen, New Haven	Sherry Baylor, Dallas Baptist	Oct. 12, 2000
:18	Ashley Grace, Neb.-Omaha	Lindsey Gerdes, Augustana (S.D.)	Oct. 17, 2003
:18	Jenna Miller, Lipscomb	Jenny Kline, Bellarmine	Sept. 10, 2000
:19	Carley Dunn, Cal St. San B'dino	Tiffany Simpson, Cal St. Bakersfield	Oct. 10, 1998
:20	Lisa Ament, Cal St. San B'dino	Priscilla Olsen, Cal St. Bakersfield	Sept. 23, 2001
:26	Deena Plach, Cal St. Bakersfield	Marti Teunissen, Cal St. Stanislaus	Sept. 16, 2003
:29	Jessica Rodgers, North Dakota St.	Lindsey Natwick, Bemidji St.	Nov. 3, 2002
:29	Mary Kresse, UNC Pembroke	Julia Lufriu, Francis Marion	Oct. 23, 2001
:30	Nikki Cote, Southern N.H.	Holly McGrath, Assumption	Sept. 7, 2005
:30	Sheila Murphy, Lenoir-Rhyne	Hannah Ashton, Concord	Sept. 4, 2001

CONSECUTIVE GAMES WITH AT LEAST ONE GOAL

No.	Player, Team	From	To
21	Missy Gregg, Christian Bros.	Sept. 7, 2001	Oct. 30, 2001
15	Carrie Plute, Wheeling Jesuit	Sept. 6, 1992	Oct. 21, 1992
13	Renee Vinnedge, Queens (N.C.)	Sept. 19, 1998	Nov. 4, 1998
13	Jannie Nicolaisen, Lynn	Sept. 27, 1997	Nov. 15, 1997
11	Minna Mustonen, Franklin Pierce	Oct. 9, 1999	Nov. 20, 1999
11	Lindsay Pepler, Stonehill	Sept. 4, 1999	Oct. 5, 1999
10	Sally Holmes, Central Okla.	Oct. 31, 1999	Sept. 22, 2000
10	Pauliina Miettinen, Franklin Pierce	Sept. 26, 1998	Oct. 27, 1998
10	Pauliina Miettinen, Franklin Pierce	Sept. 15, 1997	Oct. 11, 1997
9	Katy Tafler, Grand Valley St.	Aug. 25, 2006	Sept. 24, 2006
9	Laurie Lamoureux, Merrimack	Oct. 19, 2002	Aug. 30, 2003
9	Theresa Roach, Mercyhurst	Sept. 4, 1997	Sept. 28, 1997
9	Erin Alexander, Lincoln Memorial	Sept. 26, 1996	Oct. 22, 1996
9	Diane Tajak, Lewis	Oct. 8, 1995	Oct. 29, 1995
8	Shannon Lovejoy, Seattle Pacific	Oct. 18, 2003	Nov. 15, 2003
8	Amber Dusosky, Minn. St. Mankato	Sept. 2, 2002	Sept. 22, 2002
8	Kari Pierce, Metro St.	Aug. 28, 1998	Sept. 20, 1998
8	Heather Selvitelle, Angelo St.	Aug. 30, 1997	Sept. 27, 1997
8	Brooke Wright, Presbyterian	Sept. 14, 1996	Oct. 2, 1996
8	Nancy Reyes, Lewis	Sept. 7, 1996	Sept. 25, 1996

CONSECUTIVE SHUTOUT MINUTES

No.	Player, Team	From	To
1,192:00	Nikki Kalavitis, Lynn	Sept. 18, 1997	Oct. 30, 1997
990:00	Jeanette Smith, Franklin Pierce	Nov. 13, 1994	Nov. 10, 1995
955:21	Emily Huyck, Truman	Sept. 17, 2000	Oct. 29, 2000
921:00	Ellen Husarik, Lincoln Memorial	Sept. 7, 1997	Nov. 1, 1997
871:33	Emily Huyck, Truman	Oct. 9, 1999	Sept. 2, 2000
836:00	Nikki Kalavitis, Lynn	Sept. 4, 1998	Oct. 14, 1998
835:00	Jennifer Hull, Seattle Pacific	Sept. 27, 2003	Nov. 11, 2003
825:00	Ellen Sattler, C.W. Post	Oct. 4, 1998	Nov. 14, 1998
774:00	Sue Plante, Merrimack	Oct. 15, 1986	Nov. 3, 1986
756:06	Jamie Griffis, West Tex. A&M	Oct. 10, 2001	Nov. 7, 2001
741:00	Nicole Jennings, Cal St. Bakersfield	Sept. 14, 1999	Oct. 9, 1999
735:57	Kim Roady, SIU Edwardsville	Sept. 12, 2004	Nov. 5, 2004
685:49	Meghan Frey, Mercyhurst	Sept. 30, 2001	Oct. 24, 2001
681:13	Kristina Nasturzio, Grand Valley St.	Sept. 24, 2006	Nov. 3, 2006
672:12	Lauren Matysiak, Assumption	Sept. 25, 2004	Oct. 23, 2004
617:00	Lindsey Kiser, Midwestern St.	Sept. 13, 1997	Oct. 18, 1997
604:00	Michele Filipczak, Minn. Duluth	Sept. 25, 1999	Oct. 17, 1999
598:58	Liz Baldwin, Erskine	Sept. 13, 1997	Oct. 1, 1997

Annual Individual Champions

Points Per Game

Season	Player, Team	Cl.	G	GO	A	P	Avg.
1998	Renee Vinnedge, Queens (N.C.)	Sr.	16	41	10	92	5.75
1999	Minna Mustonen, Franklin Pierce	Sr.	21	34	13	81	3.86
2000	Jannie Nicolaisen, Lynn	Sr.	14	18	14	50	3.57
2001	Missy Gregg, Christian Bros.	Jr.	22	73	10	156	7.09
2002	Missy Gregg, Christian Bros.	Sr.	25	62	7	131	5.24
2003	Shoko Mikami, Christian Bros.	Fr.	20	33	10	76	3.80
2004	Olaitan Yusuf, Clayton St.	Fr.	20	35	4	74	3.70
2005	Jocelyn Savastano, St. Anselm	Jr.	17	26	8	60	3.53
2006	Katy Tafler, Grand Valley St.	So.	22	33	7	73	3.32

Goals Per Game

Season	Player, Team	Cl.	G	GO	Avg.
1998	Renee Vinnedge, Queens (N.C.)	Sr.	16	41	2.56
1999	Minna Mustonen, Franklin Pierce	Sr.	21	34	1.62
2000	Joana DaSilva, Wheeling Jesuit	Fr.	23	36	1.57
2001	Missy Gregg, Christian Bros.	Jr.	22	73	3.32
2002	Missy Gregg, Christian Bros.	Sr.	25	62	2.48
2003	Shoko Mikami, Christian Bros.	Fr.	20	33	1.65
2004	Olaitan Yusuf, Clayton St.	Fr.	20	35	1.75
2005	Jocelyn Savastano, St. Anselm	Jr.	17	26	1.53
2006	Katy Tafler, Grand Valley St.	So.	22	33	1.50

Assists Per Game

Season	Player, Team	Cl.	G	A	Avg.
1998	Pauliina Miettinen, Franklin Pierce	Sr.	21	19	0.90
1999	Angela Verdoes, Franklin Pierce	Fr.	21	24	1.14
2000	Kim Corbin, St. Cloud St.	Jr.	18	20	1.11
2001	Anna Rask, Christian Bros.	Jr.	18	26	1.44
2002	Margaret Saurin, Christian Bros.	Sr.	26	35	1.35
2003	Kyla Heimburger, Shepherd	Fr.	17	16	0.94
2004	Charissa Weiher, Wis.-Parkside	Fr.	20	16	0.80
2005	Jennifer Lee, Upper Iowa	Fr.	19	20	1.05
2006	April Jacobs, Mount Olive	Jr.	22	19	0.86

Goals-Against Average

Season	Player, Team	Cl.	G	Min.	GA	GAA
1998	Nikki Kalavitis, Lynn	Jr.	20	1,800	7	0.350
1999	Lara Johnson, Presbyterian	So.	18	1,511	5	0.298
2000	Cauli Chiscon, North Fla.	Jr.	19	1,655	8	0.435
2001	Emily Huyck, Truman	Sr.	21	1,782	8	0.404
2002	Jessica Marek, Kennesaw St.	Fr.	19	1,567	5	0.287
2003	Jennifer Hull, Seattle Pacific	Jr.	21	1,781	6	0.303
2004	Abbigale Wild, Wis.-Parkside	Sr.	20	1,800	6	0.300
2005	Hilary Smart, West Chester	Fr.	17	1,251	2	0.144
2006	Ellen Petersen, Neb.-Omaha	Jr.	22	1,980	8	0.364

Saves Per Game

Season	Player, Team	Cl.	G	SV	Avg.
1998	Molly Baker, Pace	Sr.	7	115	16.43
1999	Sally Hilger, IPFW	Fr.	16	281	17.56
2000	Daisy Calderon, NJIT	Fr.	14	167	11.93
2001	Niki Dalka, Bemidji St.	Jr.	17	242	14.24
2002	Lisa Dingley, Ohio Valley	So.	16	414	25.88
2003	Lisa Dingley, Ohio Valley	Jr.	9	123	13.67
2004	Lindsay McGowan, Colo. Christian	Sr.	15	172	11.47
2005	Jill Martin, Concordia (N.Y.)	Jr.	13	155	11.92
2006	Audrye Mason, Ohio Valley	So.	10	129	12.90

Save Percentage*

Season	Player, Team	Cl.	G	SV	GA	Pct.
2005	Jen McCormick, Slippery Rock	Fr.	21	123	12	.911
2006	Aline Lopez, Southwest Baptist	Fr.	13	62	6	.912

*Category added in 2005

Team Records

Official NCAA Division II women's soccer records began with the 1982 season and are based on information submitted to the NCAA statistics service by institutions participating in the statistics rankings. Annual champions started in the 1998 season, which was the first year the NCAA compiled weekly leaders. In statistical rankings, the rounding of percentages and/or averages may indicate ties where none exist. In these cases, the numerical order of the rankings is accurate.

Scoring

POINTS

Game

74—Wheeling Jesuit vs. Ohio Valley, Oct. 21, 2004

GOALS

Game

31—Wheeling Jesuit vs. Ohio Valley, Oct. 21, 2004

Season

166—Christian Bros., 2001 (23 games)

GOALS PER GAME

Season

7.22—Christian Bros., 2001 (166 goals in 23 games)

ASSISTS

Game

24—Minn. Duluth vs. Bemidji St., Oct. 19, 1997

Defense

SAVES

Game

38—St. Michael's vs. Keene St., Sept. 15, 1985

Season

379—Merrimack, 1985 (22 games)

SAVES PER GAME

Season

20.79—Colorado St.-Pueblo, 1994 (291 in 14 games)

SAVE PERCENTAGE

Season

.920—Kennesaw St., 2002 (6 goals allowed, 69 saves)

GOALS-AGAINST AVERAGE

Season

0.158—Franklin Pierce, 1994 (3 GA in 1,710 min.)

SHUTOUTS

Season

18—West Chester, 2005 (24 games)

SHUTOUT PERCENTAGE

Season

.842—Franklin Pierce, 1994 (16 in 19 games)

Miscellaneous

CONSECUTIVE WINS

59—Franklin Pierce, Sept. 10, 1996 to Dec. 4, 1998

CONSECUTIVE GAMES WITHOUT A LOSS

59—Metro St., Sept. 5, 2004 to Sept. 29, 2006; Franklin Pierce, Sept. 10, 1996 to Dec. 4, 1998

CONSECUTIVE HOME WINS

61—Metro St., Sept. 20, 2002 to Oct. 22, 2006

CONSECUTIVE HOME GAMES WITHOUT A LOSS

61—Metro St., Sept. 20, 2002 to Oct. 22, 2006

CONSECUTIVE CONFERENCE WINS (Includes conference tournaments)

58—Metro St., Nov. 2, 2002 to Oct. 22, 2006

CONSECUTIVE CONFERENCE GAMES WITHOUT A LOSS (Includes conference tournaments)

71—Metro St., Sept. 8, 2002 to Oct. 22, 2006

CONSECUTIVE SHUTOUTS

15—Franklin Pierce, Sept. 12, 1995 to Nov. 5, 1995

WINS IN A SEASON

25—Metro St., 2004; Kennesaw St., 2003; Christian Bros., 2002

CONSECUTIVE WINNING SEASONS

23—Merrimack, 1984-present

MOST IMPROVED WON-LOST RECORD

14½—Mount Olive, 3-15-0 (2003) to 20-3-0 (2004)

TIES IN A SEASON

8—Fort Lewis, 2004

0-0 TIES IN A SEASON

5—South Dakota St., 2003

OVERTIME GAMES IN A SEASON

9—Northwest Mo. St., 2005 (2-2-5 in OT games, 5-8-5 overall); South Dakota St., 2003 (2-1-6 in OT games, 8-5-6 overall)

Team Leaders

Game

POINTS

No. Team vs. Opponent Date

74	Wheeling Jesuit vs. Ohio Valley	Oct. 21, 2004
63	C.W. Post vs. NJIT	Oct. 23, 1999
61	Bryant vs. Bloomfield	Sept. 4, 2004
59	Shepherd vs. Ohio Valley	Oct. 1, 2004
59	Kennesaw St. vs. Spelman	Sept. 21, 2002
57	St. Mary's (Tex.) vs. Texas Southern	Sept. 21, 2004
56	Minn. Duluth vs. Bemidji St.	Oct. 19, 1997
56	Southern N.H. vs. Lyndon St.	Sept. 13, 1984
53	Christian Bros. vs. Millsaps	Aug. 30, 2002
51	Lincoln Memorial vs. Campbellville	Sep. 9, 2000
51	West Fla. vs. Millsaps	Sept. 11, 1998
51	Truman vs. Benedictine (Kan.)	Oct. 15, 1989
50	Mont. St.-Billings vs. Texas A&M Int'l	Sept. 16, 2006
49	Humboldt St. vs. Cascade	Aug. 30, 2004
48	Concord vs. West Va. Tech	Oct. 2, 2001
48	Winona St. vs. Bemidji St.	Oct. 17, 1997
47	Mo.-St. Louis vs. Washington-St. Louis	Sept. 12, 1982

GOALS

No. Team vs. Opponent Date

31	Wheeling Jesuit vs. Ohio Valley	Oct. 21, 2004
23	Kennesaw St. vs. Spelman	Sept. 21, 2002
22	St. Mary's (Tex.) vs. Texas Southern	Sept. 21, 2004
21	Bryant vs. Bloomfield	Sept. 4, 2004
21	Christian Bros. vs. Millsaps	Aug. 30, 2002
21	C.W. Post vs. NJIT	Oct. 23, 1999
20	Shepherd vs. Ohio Valley	Oct. 1, 2004
19	Southern N.H. vs. Lyndon St.	Sept. 13, 1984
18	Mont. St.-Billings vs. Texas A&M Int'l	Sept. 16, 2006
18	Winona St. vs. Bemidji St.	Oct. 17, 1997
18	St. Rose vs. Concordia (N.Y.)	Nov. 11, 1995
18	Truman vs. Benedictine (Kan.)	Oct. 15, 1989
17	Concord vs. West Va. Tech	Oct. 2, 2001

No. Team vs. Opponent Date

17	Westminster (Pa.) vs. West Va. Tech	Sept. 10, 2000
17	Lincoln Memorial vs. Campbellville	Sept. 9, 2000
17	West Fla. vs. Millsaps	Sept. 11, 1998
17	Quincy vs. Illinois Col.	Sept. 5, 1992
17	St. Michael's vs. St. Joseph's (N.Y.)	Oct. 12, 1984
17	Mo.-St. Louis vs. Washington-St. Louis	Sept. 12, 1982

ASSISTS

No. Team vs. Opponent Date

24	Minn. Duluth vs. Bemidji St.	Oct. 19, 1997
21	C.W. Post vs. NJIT	Oct. 23, 1999
19	Shepherd vs. Ohio Valley	Oct. 1, 2004
19	Bryant vs. Bloomfield	Sept. 4, 2004
19	Humboldt St. vs. Cascade	Aug. 30, 2004
19	Merrimack vs. Pace	Oct. 24, 1998
19	Merrimack vs. Concordia (N.Y.)	Sept. 7, 1997
18	Southern N.H. vs. Lyndon St.	Sept. 13, 1984
17	Wayne St. (Neb.) vs. Northwestern (Iowa)	Aug. 31, 2001
17	Lincoln Memorial vs. Campbellville	Sept. 9, 2000
17	West Fla. vs. Millsaps	Sept. 11, 1998
17	Merrimack vs. NYIT	Sept. 4, 1995
16	Tusculum vs. Newberry	Oct. 12, 2001
16	Neb.-Omaha vs. Augustana (S.D.)	Oct. 7, 2000
16	North Dakota St. vs. Bemidji St.	Sept. 8, 1996
16	Minn. Duluth vs. Winona St.	Sept. 23, 1995

SAVES

No. Team vs. Opponent Date

38	St. Michael's vs. Keene St.	Sept. 15, 1985
37	Concord vs. West Va. Wesleyan	Oct. 31, 1999
36	Bemidji St. vs. Winona St.	Oct. 28, 2001
36	Le Moyne vs. Stonehill	Oct. 4, 1998
34	Lincoln Memorial vs. Carson-Newman	Sept. 22, 1994
33	Catawba vs. Elon	Oct. 9, 1990
33	Merrimack vs. Keene St.	Oct. 11, 1986
32	St. Rose vs. Southern N.H.	Oct. 16, 1993
31	Pace vs. Dominican (N.Y.)	Sept. 28, 1998

No.	Team vs. Opponent	Date
31	Pace vs. Sacred Heart	Sept. 20, 1998
30	Colorado St.-Pueblo vs. Colo. Christian	Oct. 9, 1994
30	Merrimack vs. Keene St.	Oct. 10, 1987
30	Merrimack vs. Keene St.	Oct. 12, 1985
29	Shippensburg vs. Longwood	Sept. 8, 1999
29	Wayne St. (Neb.) vs. Sioux Falls	Sept. 19, 1997
29	Lincoln Memorial vs. Maryville (Tenn.)	Sept. 1, 1994

Season

GOALS PER GAME

Team	Year	Games	No.	Avg.
Christian Bros.	2001	23	166	7.22
Franklin Pierce	1995	20	129	6.45
Franklin Pierce	1994	19	114	6.00
Franklin Pierce	1999	21	120	5.71
Franklin Pierce	1998	22	122	5.55
Franklin Pierce	1996	19	103	5.42
Southern N.H.	1984	20	105	5.25
Pitt.-Johnstown	2006	16	83	5.19
East Stroudsburg	1994	20	101	5.05
Barry	2000	19	95	5.00
Northern Ky.	2001	24	118	4.92
Merrimack	1999	20	98	4.90
Mercyhurst	1994	15	73	4.87
Westminster (Pa.)	2000	20	97	4.85
Christian Bros.	2002	26	123	4.73
Tusculum	2000	22	104	4.73
Franklin Pierce	1997	21	99	4.71
Franklin Pierce	1992	21	99	4.71
Wheeling Jesuit	2000	23	108	4.70
Francis Marion	1997	18	84	4.67

GOALS

Team	Year	Games	Goals
Christian Bros.	2001	23	166
Franklin Pierce	1995	20	129
Christian Bros.	2002	26	123
Franklin Pierce	1998	22	122
Franklin Pierce	1999	21	120
Northern Ky.	2001	24	118
Franklin Pierce	1994	19	114
Wheeling Jesuit	2000	23	108
Southern N.H.	1984	20	105
Mount Olive	2004	26	104
Tusculum	2000	22	104
Franklin Pierce	1996	19	103
Franklin Pierce	2001	23	101
East Stroudsburg	1994	20	101
Kennesaw St.	2003	26	99
Franklin Pierce	1997	21	99
Lynn	1997	22	99
Franklin Pierce	1992	21	99
Merrimack	1999	20	98

GOALS-AGAINST AVERAGE (Min. 1,200 Minutes)

Team	Year	GA	Min.	GAA
Franklin Pierce	1994	3	1,710	0.158
Barry	1989	3	1,680	0.161
Franklin Pierce	1995	4	1,800	0.200
West Chester	2005	7	2,220	0.284
Wis.-Parkside	2004	6	1,800	0.300
Kennesaw St.	2002	6	1,736	0.311
Presbyterian	1999	6	1,688	0.320
Adelphi	2003	7	1,908	0.330
Lynn	1996	7	1,890	0.333
Lynn	1998	7	1,800	0.350
Seattle Pacific	2004	8	2,020	0.356
Truman	1999	7	1,753	0.359
Grand Valley St.	2006	8	2,003	0.359
Central Okla.	2002	8	2,003	0.359
Neb.-Omaha	2006	8	1,980	0.364
Lincoln Memorial	1997	8	1,975	0.365
Barry	2002	7	1,710	0.368
Franklin Pierce	1992	8	1,950	0.369
Seattle Pacific	2003	8	1,935	0.372
Metro St.	2003	9	2,098	0.386

SAVES PER GAME

Team	Year	Games	Saves	Avg.
Colorado St.-Pueblo	1994	14	291	20.79
IPFW	1999	16	281	17.56
Merrimack	1985	22	379	17.23
South Dakota	1999	16	275	17.19
Bemidji St.	1996	13	209	16.08
Millersville	1998	17	259	15.24
St. Rose	1994	17	245	14.41
Pace	1998	11	158	14.36
Merrimack	1986	21	299	14.24
Bemidji St.	2001	17	242	14.24
High Point	1992	17	240	14.12
Lincoln Memorial	1994	16	218	13.63
Newberry	2000	19	256	13.47
NJIT	1999	11	147	13.36
Newberry	1996	20	267	13.35
Minn.-Morris	1999	19	253	13.32
Bemidji St.	1997	13	173	13.31
West Fla.	1994	18	235	13.06
NJIT	2000	16	208	13.00
Bemidji St.	1998	18	234	13.00

SAVES

Team	Year	Games	Saves
Merrimack	1985	22	379
Merrimack	1986	21	299
Colorado St.-Pueblo	1994	14	291
IPFW	1999	16	281
South Dakota	1999	16	275
Newberry	1996	20	267
Millersville	1998	17	259
Newberry	2000	19	256
Minn.-Morris	1999	19	253
Merrimack	1987	22	248
St. Rose	1994	17	245
Bemidji St.	2001	17	242
High Point	1992	17	240
Merrimack	1988	21	236
Charleston (W.V.)	2001	18	235
West Fla.	1994	18	235
Bemidji St.	1998	18	234
Morningside	2000	20	229
Mont. St.-Billings	1998	18	229
San Fran. St.	1990	18	228

SAVE PERCENTAGE

Team	Year	Games	Saves	GA	Pct.
Kennesaw St.	2002	19	69	6	.920
Adelphi	2003	21	78	7	.918
Central Okla.	2002	23	87	8	.916
West Chester	2005	24	73	7	.913
Truman	2001	21	83	8	.912
Truman	2004	22	90	9	.909
Bemidji St.	2005	23	215	22	.907
Adelphi	2002	21	107	11	.907
Southwest Baptist	2006	19	84	9	.903
C.W. Post	2006	16	84	9	.903
Slippery Rock	2005	21	128	14	.901
Kennesaw St.	2003	26	94	11	.895
Seattle Pacific	2003	21	68	8	.895
C.W. Post	2005	20	110	13	.894
Lees-McRae	2005	16	126	15	.894
Barry	2002	23	84	10	.894
West Fla.	2003	23	91	11	.892
Seattle Pacific	2004	22	62	8	.886

SHUTOUT PERCENTAGE

Team	Year	Games	No.	Pct.
Franklin Pierce	1994	19	16	.842
Barry	1989	18	15	.833
Minn. Duluth	2000	21	17	.810
Franklin Pierce	1995	20	16	.800
Presbyterian	1999	18	14	.778
Franklin Pierce	1992	21	16	.762
Sonoma St.	1991	21	16	.762
West Chester	2005	24	18	.750
Wis.-Parkside	2004	20	15	.750
North Fla.	2000	20	15	.750
Metro St.	2003	23	17	.739
Barry	2002	19	14	.737
Truman	1999	19	14	.737
Presbyterian	1996	19	14	.737
Grand Valley St.	2006	22	16	.727

Team	Year	Games	No.	Pct.
Seattle Pacific	2004	22	16	.727
Ashland	2001	18	13	.722
Barry	1993	18	13	.722
Adelphi	2003	21	15	.714
Seattle Pacific	2003	21	15	.714
Truman	2001	21	15	.714
Lincoln Memorial	1997	21	15	.714
Lynn	1996	21	15	.714
Cal St. Dom. Hills	1989	21	15	.714
Southern N.H.	1985	21	15	.714

SHUTOUTS

Team	Year	Games	Shutouts
West Chester	2005	24	18
Metro St.	2005	24	17
Metro St.	2004	26	17
Metro St.	2003	23	17
Kennesaw St.	2003	26	17
Minn. Duluth	2000	21	17
Grand Valley St.	2006	22	16
Winona St.	2005	23	16
Seattle Pacific	2004	22	16
Neb.-Omaha	2002	23	16
Northern Ky.	1999	25	16
Franklin Pierce	1995	20	16
Franklin Pierce	1994	19	16
Franklin Pierce	1992	21	16
Sonoma St.	1991	21	16
Wis.-Parkside	2004	20	15
Truman	2004	22	15
Adelphi	2003	21	15
Seattle Pacific	2003	21	15
West Fla.	2003	23	15
Central Okla.	2002	23	15
Truman	2001	21	15
Northern Ky.	2001	24	15
North Fla.	2000	20	15
Lincoln Memorial	1997	21	15
Lynn	1996	21	15
Barry	1989	18	15
Cal St. Dom Hills	1989	21	15
Southern N.H.	1985	21	15

Miscellaneous

CONSECUTIVE WINS

No.	Team	From	To
59	Franklin Pierce	Sept. 10, 1996	Dec. 4, 1998
46	Metro St.	Sept. 5, 2004	Nov. 19, 2005
40	Franklin Pierce	Sept. 6, 1994	Sept. 8, 1996
27	Southern N.H.	Sept. 15, 1985	Oct. 21, 1986
26	Neb.-Omaha	Oct. 27, 2001	Dec. 6, 2002
23	West Chester	Aug. 25, 2006	Nov. 11, 2006
22	Christian Bros.	Sept. 24, 2002	Sept. 2, 2003
22	Christian Bros.	Aug. 24, 2001	Dec. 2, 2001
20	Franklin Pierce	Oct. 5, 1999	Sept. 28, 2000
20	Sonoma St.	Aug. 28, 1998	Nov. 1, 1998
20	Lincoln Memorial	Sept. 27, 1997	Sept. 26, 1998
20	Lynn	Aug. 31, 1996	Nov. 22, 1996
19	Southern Conn. St.	Sept. 3, 2000	Nov. 3, 2000
18	West Va. Wesleyan	Oct. 6, 1996	Sept. 28, 1997
17	Regis	Aug. 24, 2001	Oct. 26, 2001
17	West Fla.	Sept. 7, 1999	Nov. 7, 1999
17	Barry	1993	1994

CONSECUTIVE GAMES WITHOUT A LOSS

No.	Team	From	To
59	Metro St.	Sept. 5, 2004	Sept. 29, 2006
59	Franklin Pierce	Sept. 10, 1996	Dec. 4, 1998
40	Franklin Pierce	Sept. 6, 1994	Sept. 8, 1996
29	Christian Bros.	Sept. 24, 2002	Sept. 28, 2003
27	Southern N.H.	Sept. 15, 1985	Oct. 21, 1986
26	Neb.-Omaha	Oct. 27, 2001	Dec. 6, 2002
25	Winona St.	Aug. 28, 2005	Aug. 27, 2006
25	Lincoln Memorial	Sept. 12, 1997	Oct. 2, 1998
24	Seattle Pacific	Aug. 27, 2005	Dec. 3, 2005
23	Edgewood	Sept. 6, 1996	Sept. 4, 1997
22	Ashland	Sept. 5, 2003	Sept. 10, 2004
22	Christian Bros.	Aug. 24, 2001	Dec. 2, 2001
22	Ashland	Oct. 19, 2000	Nov. 3, 2001
21	Southern N.H.	Sept. 13, 1984	Sept. 12, 1985

No.	Team	From	To
20	Bloomsburg	Sept. 1, 1998	Nov. 7, 1998
20	Sonoma St.	Aug. 28, 1998	Nov. 1, 1998
20	Lynn	Aug. 31, 1996	Nov. 22, 1996
19	Regis	Aug. 24, 2001	Nov. 3, 2001
19	Southern Conn. St.	Sept. 3, 2000	Nov. 3, 2000
19	Lynn	Sept. 6, 1997	Nov. 22, 1997
19	Sonoma St.	Sept. 11, 1991	Nov. 16, 1991

CONSECUTIVE HOME WINS

(Includes conference and NCAA tournaments)

No.	Team	From	To
61	Metro St.	Sept. 20, 2002	Oct. 22, 2006
44	Franklin Pierce	Sept. 9, 1992	Sept. 8, 1996
41	Franklin Pierce	Sept. 10, 1996	Sept. 28, 2000
36	Southern N.H.	Oct. 17, 1983	Sept. 10, 1987
30	Winona St.	Sept. 11, 2004	Oct. 27, 2006
29	Lynn	Sept. 14, 1997	Nov. 3, 1999
28	West Va. Wesleyan	Sept. 18, 1996	Nov. 6, 1998
24	Barry	1991	1993
22	Seattle Pacific	Oct. 8, 2002	Nov. 6, 2004
22	North Fla.	Nov. 3, 2000	Aug. 28, 2003
21	Minn. St. Mankato	Sept. 12, 1999	Nov. 4, 2001
20	Tusculum	Oct. 6, 1999	Oct. 1, 2001
19	Francis Marion	Sept. 11, 1999	Sept. 8, 2001
19	West Chester	Sept. 6, 1998	Nov. 3, 1999
18	Tusculum	Oct. 6, 1999	Sept. 5, 2002
18	Incarnate Word	Sept. 11, 1998	Oct. 29, 1999
17	West Tex. A&M	Sept. 3, 2001	Nov. 8, 2002
17	Lynn	Sept. 14, 1997	Oct. 22, 1998
17	Oakland	Sept. 22, 1996	1998
17	Mercyhurst	Sept. 19, 1987	Oct. 5, 1989
17	Merrimack	Sept. 18, 1986	Nov. 4, 1987

CONSECUTIVE HOME GAMES WITHOUT A LOSS

(Includes conference and NCAA tournaments)

No.	Team	From	To
61	Metro St.	Sept. 20, 2002	Oct. 22, 2006
44	Franklin Pierce	Sept. 9, 1992	Sept. 8, 1996
41	Franklin Pierce	Sept. 10, 1996	Sept. 28, 2000
40	Winona St.	Sept. 20, 2003	Oct. 27, 2006
38	Tampa	Sept. 26, 2003	present
36	Southern N.H.	Oct. 17, 1983	Sept. 10, 1987
29	Lynn	Sept. 14, 1997	Nov. 3, 1999
28	West Va. Wesleyan	Sept. 18, 1996	Nov. 6, 1998
24	Seattle Pacific	Oct. 4, 2002	Nov. 11, 2004
24	Francis Marion	Sept. 11, 1999	Oct. 10, 2001
24	Barry	1991	1993
22	North Fla.	Nov. 3, 2000	Aug. 28, 2003
21	Minn. St. Mankato	Sept. 12, 1999	Nov. 4, 2001
20	Tusculum	Oct. 6, 1999	Oct. 1, 2001
19	West Chester	Sept. 6, 1998	Nov. 3, 1999
18	Tusculum	Oct. 6, 1999	Sept. 5, 2002
18	Incarnate Word	Sept. 11, 1998	Oct. 29, 1999
17	Ashland	Sept. 14, 2002	Sept. 10, 2004
17	West Tex. A&M	Sept. 3, 2001	Nov. 8, 2002
17	Lynn	Sept. 14, 1997	Oct. 22, 1998
17	Oakland	Sept. 22, 1996	1998
17	Mercyhurst	Sept. 19, 1987	Oct. 5, 1989
17	Merrimack	Sept. 18, 1986	Nov. 4, 1987

CONSECUTIVE CONFERENCE WINS

(Includes conference tournaments)

No.	Team	From	To
58	Metro St.	Nov. 2, 2002	Oct. 22, 2006
49	Franklin Pierce	Sept. 25, 1994	Oct. 3, 2000
27	Christian Bros.	Oct. 17, 1999	Sept. 26, 2003
23	Truman	Oct. 6, 2002	Nov. 8, 2003
21	Truman	Sept. 1, 1999	Nov. 3, 2001
21	Sonoma St.	Nov. 6, 1997	Sept. 26, 1999
21	Sonoma St.	Oct. 23, 1993	Oct. 31, 1995
19	West Fla.	Oct. 2, 1998	Oct. 6, 2000
18	Queens (N.C.)	Oct. 28, 1995	Nov. 7, 1997
17	Winona St.	Sept. 29, 1999	Oct. 14, 2000
16	Holy Family	Sept. 13, 2003	Sept. 25, 2004
16	Lock Haven	Sept. 15, 1999	Oct. 13, 2000
16	Merrimack	Sept. 27, 1986	Nov. 2, 1987
15	Ashland	Nov. 2, 2003	Oct. 16, 2005
15	East Stroudsburg	Oct. 28, 1993	Oct. 6, 1994

CONSECUTIVE CONFERENCE GAMES WITHOUT A LOSS
(Includes conference tournaments)

No.	Team	From	To
71	Metro St.	Sept. 8, 2002	Oct. 22, 2006
54	Franklin Pierce	Sept. 25, 1994	Oct. 19, 2000
47	Seattle Pacific	Sept. 28, 2002	Sept. 28, 2006
47	Truman	Sept. 29, 2002	Oct. 8, 2005
41	Ashland	Oct. 19, 2000	Oct. 16, 2005
30	Winona St.	Oct. 22, 2004	Oct. 28, 2006
30	Queens (N.C.)	Oct. 28, 1995	Nov. 7, 1997
27	Christian Bros.	Oct. 17, 1999	Sept. 26, 2003
27	Winona St.	Sept. 29, 1999	Oct. 28, 2001
23	West Fla.	Oct. 11, 1996	Oct. 6, 2000
23	Sonoma St.	Sept. 26, 1990	Oct. 27, 1992
21	Truman	Sept. 1, 1999	Nov. 3, 2001
21	Sonoma St.	Nov. 6, 1997	Sept. 26, 1999
21	Sonoma St.	Oct. 23, 1993	Oct. 31, 1995
19	West Fla.	Oct. 2, 1998	Oct. 6, 2000
17	Regis (Colo.)	Nov. 3, 2000	Sept. 15, 2002
17	Merrimack	Sept. 27, 1986	Nov. 4, 1987

CONSECUTIVE SHUTOUTS

No.	Team	From	To
15	Franklin Pierce	Sept. 12, 1995	Nov. 5, 1995
13	Franklin Pierce	Sept. 13, 1994	Oct. 18, 1994
12	Lynn	Sept. 20, 1997	Oct. 26, 1997
10	Truman	Sept. 23, 2000	Oct. 28, 2000
10	Sonoma St.	Sept. 26, 1991	Nov. 2, 1991
9	Metro St.	Aug. 31, 2003	Oct. 1, 2003
9	Minn. Duluth	Sept. 23, 2000	Oct. 22, 2000
9	Truman	Oct. 10, 1999	Nov. 7, 1999
9	Lincoln Memorial	Oct. 22, 1997	Sept. 12, 1998
9	Lynn	Sept. 13, 1996	Oct. 11, 1996
9	Barry	1994	1994
9	Barry	Sept. 30, 1989	Nov. 12, 1989
8	Tusculum	Oct. 16, 2000	Aug. 28, 2001
8	Presbyterian	Sept. 25, 1999	Oct. 24, 1999
8	Lynn	Sept. 8, 1998	Oct. 9, 1998
8	Sonoma St.	Oct. 5, 1993	Oct. 27, 1993

SEASON WINS

No.	Team	Year
25	Metro St.	2004
25	Kennesaw St.	2003
25	Christian Bros.	2002
23	Metro St.	2005
22	Franklin Pierce	2003
22	Neb.-Omaha	2002
22	Christian Bros.	2001
22	Franklin Pierce	2001
22	Northern Ky.	2001
22	Northern Ky.	1999
22	Sonoma St.	1998
21	Metro St.	2003

No.	Team	Year
21	UC San Diego	2001
21	Central Okla.	2000
21	Northern Ky.	2000
21	UC San Diego	2000
21	Franklin Pierce	1998
21	Franklin Pierce	1997
21	West Va. Wesleyan	1997

CONSECUTIVE WINNING SEASONS

No.	Team	From	To
23	Merrimack	1984	present
22	Cal St. Dom. Hills	1985	present
22	Barry	1984	2006
21	UC San Diego	1986	present
19	Mercyhurst	1988	present
17	SIU Edwardsville	1990	present
15	Southern N.H.	1983	1997
13	Presbyterian	1992	2004
12	Bloomsburg	1991	2002
12	Findlay	1990	2001

MOST IMPROVED WON-LOST RECORD

Team (Coach)	Year	W-L-T	Previous	Games Improved
Mount Olive (Chris Shaw)	2004	20-3-0	3-15-0	14½
Metro St. (Danny Sanchez)	2002	18-2-3	6-13-1	11½
Franklin Pierce (Mark Krikorian)	1992	20-1-0	8-9-1	10
St. Edward's (Nick Cowell)	2006	17-3-2	6-11-2	9½
Mesa St. (Jim Buchan)	1997	17-4-0	6-12-0	9½
High Point (Woody Gibson)	1993	12-5-1	2-14-1	9½
Clayton St. (Totty Totty)	2004	13-6-1	4-14-1	8½
Mo.-Rolla (Eric Swanbeck)	1994	12-6-2	3-14-0	8½
Georgian Court (James Moore)	2006	11-7-3	2-14-1	8
Dominican (N.Y.) (Phil Fluhr)	2004	15-6-2	6-13-1	8
Newberry (Juan Favero)	2004	13-5-1	4-12-2	8
St. Leo (Tony Paris)	2003	12-6-2	3-13-2	8
Shippensburg (Guy Furfaro)	2002	14-4-2	6-12-1	8
S.C. Upstate (Kendall Reyes)	2001	15-3-1	8-12-1	8
Ersrine (Billy Lesesne)	1997	15-2-1	9-12-0	8
Quincy (Bill Postiglione)	1988	11-5-1	3-13-1	8
Charleston (W.V.) (Todd Diuguid)	2006	10-8-1	3-16-0	7½
Quincy (Dave Musso)	2006	16-5-0	6-10-2	7½
St. Andrews (Stevan Hernandez)	2006	8-10-0	0-17-0	7½
Mo.-Rolla (Diana Niland)	2003	8-9-3	1-17-0	7½
St. Edward's (Erin Lynch)	2003	14-6-0	5-12-2	7½
UNC Pembroke (Lars Andersson)	2003	13-5-0	4-11-4	7½
Bryant (Christ Flint)	2001	13-8-0	3-13-0	7½
Lenoir-Rhyne (Ray Kordus)	1997	15-5-1	7-12-0	7½
Cal Poly Pomona (Todd Saldana)	1996	11-7-2	3-14-0	7½
Metro St. (Ed Montojo)	1996	11-7-1	2-13-2	7½
Cal St. Dom. Hills (Marine Cano)	1989	18-2-0	8-7-4	7½
Mercyhurst (Andy Roth)	1988	16-2-0	6-7-2	7½

\$To determine games improved, add the difference in victories between the two seasons to the difference in losses, then divide by two; ties not counted. Includes postseason.

Annual Team Champions

Goals Per Game

Season	Team	G	GO	Avg.
1998	Franklin Pierce	22	122	5.55
1999	Franklin Pierce	21	120	5.71
2000	Barry	19	95	5.00
2001	Christian Bros.	23	166	7.22
2002	Christian Bros.	26	123	4.73
2003	Minn.-Morris	19	82	4.32
2004	Mount Olive	23	95	4.13
2005	Upper Iowa	19	80	4.21
2006	Pitt.-Johnstown	16	83	5.19

Goals-Against Average

Season	Team	G	Min.	GA	GAA
1998	Lynn	20	1,800	7	0.350
1999	Presbyterian	18	1,688	6	0.320
2000	North Fla.	20	1,785	8	0.403
2001	Truman	21	1,807	8	0.398
2002	Kennesaw St.	19	1,736	6	0.311
2003	Adelphi	21	1,908	7	0.330
2004	Wis.-Parkside	20	1,800	6	0.300
2005	West Chester	24	2,200	7	0.286
2006	Grand Valley St.	22	2,003	8	0.359

Shutout Percentage

Season	Team	G	SO	Pct.
1998	Lynn	20	14	.700
1999	Presbyterian	18	14	.778
2000	Minn. Duluth	21	17	.810
2001	Ashland	18	13	.722
2002	Barry	19	14	.737
2003	Metro St.	23	17	.739
2004	Wis.-Parkside	20	15	.750
2005	West Chester	24	18	.750
2006	Grand Valley St.	22	16	.727

Save Percentage*

Season	Team	G	Saves	GA	Pct.
2005	West Chester	24	73	7	.913
2006	Southwest Baptist	19	84	9	.903
	C.W. Post	16	84	9	.903

*Category added in 2005

Winning Percentage

Season	Team	W	L	T	*Pct.
1998	Franklin Pierce	21	1	0	.955
1999	Franklin Pierce	20	1	0	.952
2000	Barry	18	1	0	.947
2001	Christian Bros.	22	1	0	.957
	Franklin Pierce	22	1	0	.957
2002	Christian Bros.	25	1	0	.962
2003	Kennesaw St.	25	1	0	.962
2004	Metro St.	25	1	0	.962
2005	Metro St.	23	0	1	.979
2006	West Chester	23	1	0	.958

Ties counted as half won, half lost.

Most Improved Won-Lost Record

Season	Team	W-L-T	Previous	\$Improved
1999	Le Moyne	8-7-0	2-15-1	7
	North Ala.	11-7-1	4-14-0	7
2000	Concord	12-8-1	2-12-0	7
2001	S.C. Upstate	15-3-1	8-12-1	8
2002	Metro St.	18-2-3	6-13-1	11½
2003	St. Leo	12-6-2	3-13-2	8
2004	Mount Olive	20-3-0	3-15-0	14½
2005	Grand Canyon	12-6-0	4-12-1	7
	West Chester	20-2-2	11-7-3	7
2006	St. Edward's	17-3-2	6-11-2	9½

\$To determine games improved, add the difference in victories between the two seasons to the difference in losses, then divide by two; ties not counted. Includes postseason.

DIVISION II WOMEN'S RECORDS

2006 Most Improved Teams

Team	2005			2006			\$Games Improved	Coach
	W	L	T	W	L	T		
St. Edward's	6	11	2	17	3	2	9½	Nick Cowell
Georgian Court	2	14	1	11	7	3	8	James Moore
Charleston (W.V.)	3	16	0	10	8	1	7½	Todd Diuguid
Quincy	6	10	2	16	5	0	7½	Dave Musso
St. Andrews	0	17	0	8	10	0	7½	Stevan Hernandez
Mesa St.	5	14	1	11	6	2	7	Jim Buchan
Delta St.	0	19	0	6	12	0	6½	Jim Allen
Ouachita Baptist	5	12	0	12	6	0	6½	Erik Forrest
Pitt.-Johnstown	4	8	0	12	3	1	6½	Crystal Dye
Central Mo.	11	8	1	18	3	1	6	Geoff VanDeusen
Indianapolis	9	9	0	17	5	1	6	Andrew Roff
West Va. Wesleyan	3	15	0	8	8	1	6	Glenn Francis
Angelo St.	7	12	2	12	6	1	5½	Tom Brown
Armstrong Atlantic	11	8	0	18	4	1	5½	Eric Faulconer
Northern Mich.	10	7	0	16	2	0	5½	Matt Granstrand
Post	3	11	3	11	8	4	5½	Matt Micros
Queens (N.C.)	7	9	1	14	5	0	5½	Katie Talbert
Southwest Baptist	4	9	4	10	4	5	5½	Benjamin Wade
Bellarmino	9	9	1	14	5	0	4½	Tim Chastonay
Nova Southeastern	5	7	1	11	4	2	4½	Mike Goodrich

\$To determine games improved, add the difference in victories between the two seasons to the difference in losses, then divide by two; ties not counted. Includes postseason.

Final Coaches' Polls

NOTE: Poll conducted by the Intercollegiate Soccer Coaches Association of America until 1995. The National Soccer Coaches Association of America assumed responsibility in 1996.

1988

- Barry
- Cal St. East Bay
- Sonoma St.
- Keene St.
- Southern N.H.
- Buffalo
- Northern Colo.
- Springfield
- UNC Greensboro
- Mercyhurst
- Cal St. Dom. Hills
- Truman
- UC Davis
- Adelphi
- St. Anselm
- Quincy
- Merrimack
- Southampton
- Metro St.
- Army

1989

- Barry
- Cal St. Dom. Hills
- UNC Greensboro
- Keene St.
- Cal St. East Bay
- Adelphi
- Denver
- Southern N.H.
- Mo.-St. Louis
- Metro St.
- Army
- Merrimack
- Mercyhurst
- Sonoma St.
- Truman
- Northern Colo.
- St. Michael's
- Buffalo
- Wis.-Milwaukee
- Quincy

1990

- Sonoma St.
- UNC Greensboro
- Barry
- Adelphi
- Southern N.H.
- Keene St.
- Mercyhurst
- Cal St. Dom. Hills
- SIU Edwardsville
- Merrimack
- UC Davis
- Southampton
- Mo.-St. Louis
- Buffalo
- Cal Poly Pomona
- Springfield
- Metro St.
- Franklin Pierce
- Denver
- St. Anselm

1991

- Sonoma St.
- Barry
- Keene St.
- Mercyhurst
- Adelphi
- Cal St. Dom. Hills
- Southern N.H.
- Cal St. Chico
- Quincy
- Springfield
- Mo.-St. Louis
- Southampton
- Cal Poly Pomona
- Stonehill

- Le Moyne
- SIU Edwardsville
- Merrimack
- UC Davis
- Denver
- St. Anselm

1992

- Barry
- Franklin Pierce
- Adelphi
- Sonoma St.
- Keene St.
- Cal St. Dom. Hills
- Cal St. Chico
- Quincy
- Mercyhurst
- Springfield
- UC Davis
- SIU Edwardsville
- Southern N.H.
- Bloomsburg
- Fla. Atlantic
- Stonehill
- Le Moyne
- Cal Poly
- Quinnipiac
- Mo.-St. Louis

1993

- Barry
- Sonoma St.
- Mercyhurst
- Franklin Pierce
- Cal Poly
- Keene St.
- Le Moyne
- Cal St. Chico
- Stonehill
- Adelphi
- Bloomsburg
- Quincy
- Merrimack
- Cal Poly Pomona
- SIU Edwardsville
- Southern N.H.
- Catawba
- Cal St. Dom. Hills
- Philadelphia U.
- Mo.-St. Louis

1994

- Franklin Pierce
- Mercyhurst
- Sonoma St.
- Barry
- Quincy
- Denver
- Bloomsburg
- Keene St.
- Lewis
- Cal St. Chico
- Catawba
- St. Anselm
- Regis (Colo.)
- Presbyterian
- East Stroudsburg
- Mo.-St. Louis
- Southern N.H.
- Metro St.
- Cal St. Dom. Hills
- Quinnipiac

1995

- Franklin Pierce
- Sonoma St.
- Barry
- Mercyhurst
- Denver
- Lewis
- Southern N.H.
- Bloomsburg

- Cal St. Chico
- Quincy
- Air Force
- Elon
- Presbyterian
- Indiana (Pa.)
- Merrimack
- Truman
- West Va. Wesleyan
- UC Davis
- Philadelphia U.
- Nor Haven
- St. Joseph's (Ind.)
- Mo.-St. Louis
- St. Anselm
- Regis (Colo.)
- Southampton

1996

- Franklin Pierce
- Lynn
- Regis (Colo.)
- St. Joseph's (Ind.)
- Barry
- Humboldt St.
- Bloomsburg
- UC Davis
- Merrimack
- SIU Edwardsville
- Northern Colo.
- Adelphi
- Denver
- Presbyterian
- Mo. St.-Louis
- Francis Marion
- Quinnipiac
- Southern N.H.
- Sonoma St.
- West Va. Wesleyan
- Truman
- Cal St. Dom. Hills
- Keene St.
- Lock Haven
- Metro St.

1997

- Franklin Pierce
- West Va. Wesleyan
- Cal St. Dom. Hills
- Lynn
- Adelphi
- Truman
- Barry
- Sonoma St.
- Mesa St.
- St. Joseph's (Ind.)
- East Stroudsburg
- Southern N.H.
- Northern Colo.
- Catawba
- Ashland
- Presbyterian
- Mercyhurst
- Bloomsburg
- Francis Marion
- Lock Haven
- Lewis
- St. Anselm
- Merrimack
- Mo.-Rolla
- West Fla.

1998

- Lynn
- Sonoma St.
- Franklin Pierce
- Ashland
- Bloomsburg
- Mesa St.
- Cal St. Dom. Hills
- West Va. Wesleyan
- Barry
- Southern Ind.
- SIU Edwardsville
- Belmont Abbey
- C.W. Post
- American Int'l

- Metro St.
- Francis Marion
- Adelphi
- Mercyhurst
- West Fla.
- Binghamton
- Northern Ky.
- East Stroudsburg
- Midwestern St.
- Merrimack
- Cal Poly Pomona

1999

- Franklin Pierce
- Cal Poly Pomona
- Barry
- Northern Ky.
- Lock Haven
- Tex. A&M-Commerce
- Belmont Abbey
- Presbyterian
- Mercyhurst
- C.W. Post
- Cal St. Dom. Hills
- Merrimack
- Incarnate Word
- Ashland
- West Fla.
- North Dakota St.
- Lynn
- Sonoma St.
- Northern Colo.
- Catawba
- Wheeling Jesuit
- Truman
- Stonehill
- Slippery Rock
- West Chester

2000

- UC San Diego
- Northern Ky.
- Barry
- Franklin Pierce
- North Fla.
- Central Okla.
- Southern Conn. St.
- Mercyhurst
- Bloomsburg
- Lynn
- Sonoma St.
- Francis Marion
- Lock Haven
- Ashland
- Mesa St.
- Minn. Duluth
- Christian Bros.
- Cal Poly Pomona
- Minn. St. Mankato
- C.W. Post
- Merrimack
- Regis (Colo.)
- Tusculum
- Truman
- Cal St. Bakersfield

2001

- UC San Diego
- Christian Bros.
- Northern Ky.
- Franklin Pierce
- Lock Haven
- Truman
- Incarnate Word
- North Fla.
- Cal Poly Pomona
- Regis (Colo.)
- Merrimack
- Barry
- Mercyhurst
- Slippery Rock
- Northern Colo.
- Barton
- Ashland
- Cal St. Dom. Hills
- West Fla.

- Bloomsburg
- West Tex. A&M
- Winona St.
- Belmont Abbey
- Bryant
- Adelphi

2002

- Christian Bros.
- Neb.-Omaha
- Franklin Pierce
- Metro St.
- Northern Ky.
- Barry
- Adelphi
- UC San Diego
- UC Davis
- Kennesaw St.
- North Fla.
- Lock Haven
- Central Okla.
- Ashland
- Merrimack
- Truman
- West Fla.
- West Tex. A&M
- Catawba
- Wheeling Jesuit
- Bloomsburg
- St. Rose
- Northern Colo.
- San Fran. St.
- Cal Poly Pomona

2003

- Kennesaw St.
- Franklin Pierce
- UC San Diego
- Neb.-Omaha
- Metro St.
- Adelphi
- Barry
- Northern Ky.
- Christian Bros.
- Grand Valley St.
- Cal St. Dom. Hills
- Tusculum
- Minn. St. Mankato
- West Tex. A&M
- West Chester
- St. Rose
- Ashland
- Truman
- West Fla.
- Merrimack
- Tex. A&M-Commerce
- Slippery Rock
- Seattle Pacific
- Carson-Newman
- Central Okla.

2004

- Metro St.
- Adelphi
- Carson-Newman
- Neb.-Omaha
- Franklin Pierce
- Seattle
- Ashland
- Lincoln Memorial
- Seattle Pacific
- Truman
- Regis (Colo.)
- Wis.-Parkside
- Catawba
- Assumption
- Southampton
- Tampa
- Southwest Baptist
- Barry
- Cal St. Dom. Hills
- Merrimack
- Indiana (Pa.)
- Northern Ky.
- Tex. A&M-Commerce

- North Fla.
- Cal St. Chico

2005

- Neb.-Omaha
- Seattle Pacific
- Franklin Pierce
- Carson-Newman
- Metro St.
- West Fla.
- West Chester
- Grand Valley St.
- Tampa
- Northern Ky.
- UC San Diego
- Regis (Colo.)
- New Haven
- Assumption
- Catawba
- Minn. St. Mankato
- Clayton St.
- Tusculum
- Barry
- Central Okla.
- Cal St. Dom. Hills
- C.W. Post
- Merrimack
- SIU Edwardsville
- Lincoln Memorial

2006

- Metro St.
- Grand Valley St.
- West Chester
- Tampa
- Neb.-Omaha
- UC San Diego
- Franklin Pierce
- Tusculum
- St. Edward's
- Carson-Newman
- West Fla.
- Washburn
- St. Rose
- Seattle Pacific
- Central Okla.
- Seattle
- Indianapolis
- St. Leo
- Mercyhurst
- Columbus St.
- Mo. Southern St.
- West Tex. A&M
- New Haven
- Quincy



Division III Women's Records

Individual Records.....	164
Individual Leaders	164
Annual Individual Champions	170
Team Records	171
Team Leaders.....	171
Annual Team Champions.....	174
2006 Most Improved Teams.....	175
Polls.....	176



Individual Records

Official NCAA Division III women's soccer records began with the 1982 season and are based on information submitted to the NCAA statistics service by institutions participating in the statistics rankings. Career records of players include only those years in which they competed in Division III. Annual champions started in the 1998 season, which was the first year the NCAA compiled weekly leaders. In statistical rankings, the rounding of percentages and/or averages may indicate ties where none exist. In these cases, the numerical order of the rankings is accurate.

Scoring

POINTS

Game

20—Beth Byrne, Frank. & Marsh. vs. Wilkes, Oct. 29, 1988

Season

98—Collette Cunningham, Marymount (Va.), 1989 (18 games)

Career

297—Katie Pettigrew, Luther, 2001-04 (78 games)

POINTS PER GAME

Season

5.44—Collette Cunningham, Marymount (Va.), 1989 (98 in 18 games)

Career (Min. 100 Points)

4.36—Jessica Brooks, Meredith, 1995-98 (288 in 66 games)

GOALS

Game

10—Beth Byrne, Frank. & Marsh. vs. Wilkes, Oct. 29, 1988

Season

43—Katy Sturtz, Ohio Wesleyan, 1998 (22 games)

Career

124—Katie Pettigrew, Luther, 2001-04 (78 games)

GOALS PER GAME

Season

2.17—Collette Cunningham, Marymount (Va.), 1989 (39 in 18 games)

Career (Min. 40 Goals)

1.83—Jessica Brooks, Meredith, 1995-98 (121 in 66 games)

ASSISTS

Game

7—Amy Bornfleth, Maryville (Mo.) vs. Westminster (Mo.), Sept. 19, 1999; Jacquie Neuhaus, Neb. Wesleyan vs. Midland Lutheran, Sept. 20, 1997; Karen Bankiewicz, Neb. Wesleyan vs. Northwestern (Iowa), Sept. 4, 1996

Season

30—Kristen Ogulewicz, Western New Eng., 1998 (21 games)

Career

94—Jacquie Neuhaus, Neb. Wesleyan, 1995-98 (85 games)

ASSISTS PER GAME

Season

1.56—Susan Suarez, Meredith, 1998 (28 in 18 games)

Career (Min. 25 Assists)

1.33—Becky Craig, Gordon, 1992-94 (61 in 46 games)

40 GOALS AND 40 ASSISTS

Career

33 players [most recent: Katie Pettigrew, Luther, 2001-04; Erin Brennan, Wheaton (Mass.), 2001-04]

Goalkeeping

SAVES

Game

55—Becky Burnos, Alvernia vs. Wesley, Sept. 25, 1999

Season

398—Tracy Dolence, Lake Erie, 2000 (20 games)

Career

1,114—Amanda Cobb, New Jersey City, 1997-00 (66 games)

SAVES PER GAME

Season

24.17—Alex Rhines, Juniata, 1995 (290 in 12 games)

Career

24.73—Michelle Foiles, Illinois Col., 1993-94 (371 in 15 games)

GOALS-AGAINST AVERAGE

Season (Min. 50% of team's minutes)

0.055—Victoria Nusse, TCNJ, 2001 (1 GA in 1,623 min.)

Career (Min. 2,500 Minutes)

0.114—Victoria Nusse, TCNJ, 1998-01 (8 GA in 6,304 min.)

GOALKEEPER MINUTES PLAYED

Career

7,842:04—Stephanie Romanko, Montclair St., 1999-02

SOLO SHUTOUTS

Season

20—Erin Williams, Puget Sound, 2005 (22 games)

SOLO SHUTOUT PERCENTAGE

(Min. 10 Shutouts)

Season

.909—Erin Williams, Puget Sound, 2005 (20 in 22 games)

SAVE PERCENTAGE

Season

.968—Katie Loomis, UC Santa Cruz, 2006 (61 saves, 2 GA in 17 games)

Miscellaneous

FASTEST GOAL FROM START OF GAME

:06—Sara Gross, St. Norbert vs. Edgewood, Sept. 1, 2004

FASTEST CONSECUTIVE GOALS BY SAME TEAM

:07—Scranton (Erica Verderbeiv and Susan McCloy) vs. Delaware Valley, Oct. 4, 1994

FASTEST CONSECUTIVE GOALS BY SAME PLAYER

:09—Jodi Johnson, St. Scholastica vs. Mt. Senario, Sept. 4, 1999

FASTEST THREE CONSECUTIVE GOALS BY SAME TEAM

:52—Emory (Ariella Kanshepolsky, Kim Kendall, Lisa Leff) vs. Agnes Scott, Sept. 23, 1989

FASTEST THREE CONSECUTIVE GOALS BY SAME PLAYER

1:07—Jamie Sims, Otterbein vs. Muskingum, Oct. 19, 2002 (scored at 1:11, 1:37 and 2:18)

FASTEST CONSECUTIVE GOALS BY OPPOSING TEAMS

:03—Western Conn. St. (Kim Crayco), then Wheaton (Mass.) (Lyndsey McManus), Sept. 9, 2006

CONSECUTIVE GAMES WITH AT LEAST ONE GOAL

27—Katy Sturtz, Ohio Wesleyan, Oct. 10, 1998, to Oct. 27, 1999

CONSECUTIVE HAT-TRICK GAMES AT START OF CAREER

3—Kim Olson, Monmouth (Ill.), Sept. 2, 2000, to Sept. 9, 2000

CONSECUTIVE SHUTOUT MINUTES

1,568:21—Victoria Nusse, TCNJ, Nov. 19, 2000, to Nov. 11, 2001

Individual Leaders

Game

POINTS

No. Player, Team vs. Opponent

Date

20	Beth Byrne, Frank. & Marsh. vs. Wilkes	Oct. 29, 1988
18	Katie Pope, Benedictine (Ill.) vs. Mount Mary	Oct. 21, 2000
15	Stephani Jones, Notre Dame (Md.) vs. Trinity (D.C.)	Oct. 15, 2005
15	Carine Carvalheiro, New Jersey City vs. CCNY	Oct. 13, 2003
15	Erin Goettl, Simpson vs. Upper Iowa	Oct. 1, 2003
15	Michelle Prather, Benedictine (Ill.) vs. MacMurray	Sept. 6, 2003
15	Alex Hutton, Guilford vs. Ferrum	Sept. 25, 2002
14	Mayra Camacho, Dominican (Ill.) vs. Alverno	Oct. 22, 2005
14	Sarah Carlson, Wis.-River Falls vs. Wis.-Superior	Sept. 28, 2004
14	Karen Kotofski, Frostburg St. vs. Pitt.-Bradford	Sept. 26, 2004
14	Gina Monaco, Buffalo St. vs. D'Youville	Oct. 14, 2003
14	Lindsey Swartzell, Ozarks (Ark.) vs. Louisiana Col.	Oct. 9, 2003
14	Marcy Grulke, Piedmont vs. Fisk	Sept. 27, 2003
14	Katie Pettigrew, Luther vs. Clarke	Sept. 4, 2002
14	Meghan Wudtke, Lakeland vs. Milwaukee Engr.	Oct. 22, 2001
14	Cheryl Schneider, Milwaukee Engr. vs. Mount Mary	Sept. 20, 2001
14	Megan Owens, Knox vs. MacMurray	Sept. 20, 1999
14	Jen Shinbori, Luther vs. Wartburg	Sept. 26, 1998
14	Jenny Morin, Elmhurst vs. Olivet Nazarene	Oct. 19, 1996
14	Kelley Orr, Neb. Wesleyan vs. McPherson	Sept. 11, 1993
14	Lotta Nilsson, Neb. Wesleyan vs. Briar Cliff	Sept. 5, 1993

GOALS

No. Player, Team vs. Opponent

Date

10	Beth Byrne, Frank. & Marsh. vs. Wilkes	Oct. 29, 1988
7	Erin Goettl, Simpson vs. Upper Iowa	Oct. 1, 2003
7	Alex Hutton, Guilford vs. Ferrum	Sept. 25, 2002
7	Katie Pettigrew, Luther vs. Clarke	Sept. 4, 2002
7	Megan Owens, Knox vs. MacMurray	Sept. 20, 1999
6	Erica Sudeck, LeTourneau vs. Mary Hardin-Baylor	Sept. 29, 2006
6	Mayra Camacho, Dominican (Ill.) vs. Alverno	Oct. 22, 2005
6	Stephani Jones, Notre Dame (Md.) vs. Trinity (D.C.)	Oct. 15, 2005
6	Amanda Rhyner, Edgewood vs. Alverno	Oct. 5, 2005
6	Ashley Miller, Mt. St. Mary (N.Y.) vs. Maritime (N.Y.)	Oct. 1, 2005
6	Amy Yandow, Castleton vs. St. Joseph (Conn.)	Oct. 13, 2004
6	Karen Kotofski, Frostburg St. vs. Pitt.-Bradford	Sept. 26, 2004
6	Gina Monaco, Buffalo St. vs. D'Youville	Oct. 14, 2003
6	Carine Carvalheiro, New Jersey City vs. CCNY	Oct. 13, 2003
6	Lindsey Swartzell, Ozarks (Ark.) vs. Louisiana Col.	Oct. 9, 2003
6	Michelle Prather, Benedictine (Ill.) vs. MacMurray	Sept. 6, 2003
6	Katie Pettigrew, Luther vs. Upper Iowa	Nov. 2, 2002
6	Melissa Wiggins, Pitt.-Greensburg vs. Columbia Union	Sept. 2, 2002
6	Meghan Wudtke, Lakeland vs. Milwaukee Engr.	Oct. 22, 2001
6	Cheryl Schneider, Milwaukee Engr. vs. Mount Mary	Sept. 20, 2001
6	Lisa Diamond, Framingham St. vs. Mass.-Boston	Sept. 9, 2001
6	Katie Pope, Benedictine (Ill.) vs. Mount Mary	Oct. 21, 2000
6	Jolanda Aalbers, Wis.-Oshkosh vs. Wis.-River Falls	Oct. 6, 2000
6	Erin Cunniffe, UC Santa Cruz vs. Mills	Oct. 20, 1999
6	Lindsay Pappas, Marywood vs. Alvernia	Sept. 27, 1999

No.	Player, Team vs. Opponent	Date
6	Lindsay Pappas, Marywood vs. Gallaudet	Sept. 5, 1999
6	Alicia Vegas, Simpson vs. William Jewell	Oct. 27, 1998
6	Erin Killian, Kalamazoo vs. Alma	Oct. 13, 1998
6	Marissa Mowen, Wartburg vs. Iowa Wesleyan	Oct. 5, 1998
6	Jen Shinbori, Luther vs. Wartburg	Sept. 26, 1998
6	Lotta Nilsson, Neb. Wesleyan vs. McPherson	Oct. 7, 1994
6	Maril Davis, Claremont-M-S vs. Redlands	Oct. 27, 1993
6	Leslie Stechschulte, Capital vs. Oberlin	Sept. 13, 1993
6	Kelley Orr, Neb. Wesleyan vs. McPherson	Sept. 11, 1993

ASSISTS

No.	Player, Team vs. Opponent	Date
7	Amy Bornfleth, Maryville (Mo.) vs. Westminster (Mo.)	Sept. 19, 1999
7	Jacquie Neuhaus, Neb. Wesleyan vs. Midland Lutheran	Sept. 20, 1997
7	Karen Bankiewicz, Neb. Wesleyan vs. Northwestern (Iowa)	Sept. 4, 1996
6	Sarah Carlson, Wis.-River Falls vs. Wis.-Superior	Sept. 28, 2004
6	Katie Pettigrew, Luther vs. Clarke	Sept. 5, 2001
6	Katie Pope, Benedictine (Ill.) vs. Mount Mary	Oct. 21, 2000
6	Annie Tock, Hanover vs. St. Mary-of-the-Woods	Oct. 13, 2000
6	Stephanie Lappen, UC Santa Cruz vs. Mills	Oct. 20, 1999
6	Trinity Tisue, Cornell College vs. Milwaukee Engr.	Oct. 4, 1998
6	Shelly Fargo, Neb. Wesleyan vs. Dana	Nov. 1, 1996
6	Jennifer Tischeafer, Wis.-La Crosse	Oct. 2, 1996
6	Tatia Beskovich, Va. Wesleyan vs. Hollins	1995
6	Tab Sandman, Neb. Wesleyan vs. McPherson	Oct. 7, 1994
6	Sandy Shaneyfelt, Neb. Wesleyan vs. McPherson	Oct. 7, 1994
6	Nicole Sarubbi, Roger Williams vs. Johnson & Wales (R.I.)	1994
6	Susan Mash, Heidelberg vs. Hiram	1991

SAVES

No.	Player, Team vs. Opponent	Date
55	Becky Burnos, Alvernia vs. Wesley	Sept. 25, 1999
45	Carol Skriloff, Sweet Briar vs. Roanoke	Sept. 25, 1997
44	Tracy Dolence, Lake Erie vs. Penn. St.-Behrend	Oct. 17, 2000
44	Kristi Wilke, Wis.-Superior vs. Northwestern (Minn.)	Sept. 11, 1999
43	Melinda Daigneault, Daniel Webster vs. Emerson	Oct. 12, 1998
43	Dawn Crownover, Wooster vs. Denison	Oct. 1, 1985
42	Sara Besaw, Upper Iowa vs. Luther	Oct. 18, 2003
42	Holly Wachtel, MacMurray vs. Principia	Oct. 9, 1999
42	Erin Ball, Buffalo St. vs. Niagara	1992
41	Laura Sanden, Buena Vista vs. Northwestern (Iowa)	Sept. 27, 2001
41	Jenny Akman, Guilford vs. Western Caro.	Oct. 3, 1999
41	Jen Prudden, Colby-Sawyer vs. Plymouth St.	Oct. 22, 1998
41	Karen McHugh, Colby-Sawyer vs. Bates	Oct. 17, 1985
40	Jessica Graham, Pine Manor vs. Emerson	Oct. 13, 2004
40	Erin Johnson, Wis.-Superior vs. Wis.-River Falls	Sept. 22, 2002
40	Laura Castro, Agnes Scott vs. Meredith	Oct. 23, 1998
40	Elissa Jacobson, Goucher vs. St. Mary's (Minn.)	1991

Season

POINTS PER GAME

Player, Team	Year	Games	Points	Avg.
Collette Cunningham, Marymount (Va.)	1989	18	98	5.44
Jessica Brooks, Meredith	1998	18	90	5.00
Emilie Replogle, Delaware Valley	1996	15	72	4.80
Sharma Wing, Daniel Webster	2006	9	42	4.67
Jennifer Russell, Kalamazoo	1991	18	83	4.61
Katie Pope, Benedictine (Ill.)	2000	18	82	4.56
Jessica Brooks, Meredith	1996	18	82	4.56
Jolanda Aalbers, Wis.-Oshkosh	2000	15	68	4.53
Lynne Stever, Nazareth	1983	13	58	4.46
Vickie Shalian, Emmanuel (Mass.)	1997	16	71	4.44
Lindsey Benson, Gordon	2002	22	97	4.41
Leslie Stechschulte, Capital	1993	18	79	4.39
Brooke Anderson, Rockford	2002	18	78	4.33
Amy Bornfleth, Maryville (Mo.)	1996	18	78	4.33
Kelley Orr, Neb. Wesleyan	1993	15	65	4.33
Katy Sturtz, Ohio Wesleyan	1998	22	95	4.32
Katie Pettigrew, Luther	2003	19	82	4.32
Jennifer Russell, Kalamazoo	1993	19	81	4.26
Lindsay Talbot, La Roche	2000	20	85	4.25
Beth Byrne, Frank. & Marsh.	1988	17	72	4.24

POINTS

Player, Team	Year	Games	Goals	Assists	Points
Collette Cunningham, Marymount (Va.)	1989	18	39	20	98
Lindsey Benson, Gordon	2002	22	42	13	97
Katy Sturtz, Ohio Wesleyan	1998	22	43	9	95

Player, Team	Year	Games	Goals	Assists	Points
Jessica Brooks, Meredith	1998	18	34	22	90
Chrystal Bradley, Methodist	2006	22	37	14	88
Tracy Prihoda, Wheaton (Mass.)	2001	21	38	11	87
Kate Brunelle, Western New Eng.	1998	22	34	19	87
Lindsay Talbot, La Roche	2000	20	34	17	85
Erin Killian, Kalamazoo	1998	21	32	30	84
Pernille Olson, Luther	1992	20	35	14	84
Tracy Prihoda, Wheaton (Mass.)	2002	24	30	23	83
Lotta Nilsson, Neb. Wesleyan	1996	23	28	27	83
Jennifer Russell, Kalamazoo	1991	18	35	13	83
Katie Pettigrew, Luther	2003	19	34	14	82
Katie Pope, Benedictine (Ill.)	2000	18	32	18	82
Jessica Brooks, Meredith	1996	18	36	10	82
Nicole Hayashi, Principia	2000	20	31	19	81
Jennifer Russell, Kalamazoo	1993	19	34	13	81
Tara Dyk, Calvin	1998	22	35	10	80
Tina Atwood, Rockford	1998	19	37	6	80

GOALS PER GAME

Player, Team	Year	Games	Goals	Avg.
Collette Cunningham, Marymount (Va.)	1989	18	39	2.17
Emilie Replogle, Delaware Valley	1996	15	32	2.13
Vickie Shalian, Emmanuel (Mass.)	1997	16	34	2.13
Sharma Wing, Daniel Webster	2006	9	19	2.11
Lynne Stever, Nazareth	1983	13	27	2.08
Jolanda Aalbers, Wis.-Oshkosh	2000	15	30	2.00
Jessica Brooks, Meredith	1996	18	36	2.00
Katy Sturtz, Ohio Wesleyan	1998	22	43	1.95
Tina Atwood, Rockford	1998	19	37	1.95
Jennifer Russell, Kalamazoo	1991	18	35	1.94
Lindsey Benson, Gordon	2002	22	42	1.91
Maril Davis, Claremont-M-S	1993	19	36	1.89
Brooke Anderson, Rockford	2002	18	34	1.89
Jessica Brooks, Meredith	1998	18	34	1.89
Nellie Springer, Allegheny	1985	15	28	1.87
Katie Pettigrew, Luther	2002	19	35	1.84
Amy Bornfleth, Maryville (Mo.)	1996	18	33	1.83
Beth Byrne, Frank. & Marsh.	1988	17	31	1.82
Beth Byrne, Frank. & Marsh.	1986	16	29	1.81
Tracy Prihoda, Wheaton (Mass.)	2001	21	38	1.81

GOALS

Player, Team	Year	Games	Goals
Katy Sturtz, Ohio Wesleyan	1998	22	43
Lindsey Benson, Gordon	2002	22	42
Collette Cunningham, Marymount (Va.)	1989	18	39
Tracy Prihoda, Wheaton (Mass.)	2001	21	38
Chrystal Bradley, Methodist	2006	22	37
Tina Atwood, Rockford	1998	19	37
Amy Gilfillan, Wis.-River Falls	2002	20	36
Maril Davis, Claremont-M-S	1993	19	36
Katie Pettigrew, Luther	2002	19	35
Tara Dyk, Calvin	1998	22	35
Pernille Olson, Luther	1992	20	35
Jennifer Russell, Kalamazoo	1991	18	35
Katie Pettigrew, Luther	2003	19	34
Brooke Anderson, Rockford	2002	18	34
Sara Hamed, Pitt.-Bradford	2000	19	34
Lindsay Talbot, La Roche	2000	20	34
Cherie Peterson, Augustana (Ill.)	1999	20	34
Jessica Brooks, Meredith	1998	18	34
Julie Veloff, Edgewood	1998	22	34
Kate Brunelle, Western New Eng.	1998	22	34
Vickie Shalian, Emmanuel (Mass.)	1997	16	34
Jennifer Russell, Kalamazoo	1993	19	34

ASSISTS PER GAME

Player, Team	Year	Games	Assists	Avg.
Susan Suarez, Meredith	1998	18	28	1.56
Kristen Ogulewicz, Western New Eng.	1998	21	30	1.43
Stefanie Wieland, Gwynedd-Mercy	1999	15	21	1.40
Kristine Schmid, Concordia (Wis.)	1998	20	28	1.40
Lisa Romoser, Carthage	1997	20	28	1.40
Jacquie Neuhaus, Neb. Wesleyan	1997	20	28	1.40
Amy Bornfleth, Maryville (Mo.)	1999	18	25	1.39
Leslie Stechshulte, Capital	1994	18	24	1.33
Nicole Sarubbi, Roger Williams	1993	18	22	1.22
Jacquie Neuhaus, Neb. Wesleyan	1998	23	27	1.17
Lotta Nilsson, Neb. Wesleyan	1996	23	27	1.17
Elena Ziarnik, Stevens Institute	2001	18	21	1.17
Sarah Williams, Heidelberg	1997	18	21	1.17
Leslie Stechshulte, Capital	1993	18	21	1.17
Carrie Stallings, Notre Dame (Md.)	1992	13	15	1.15

Player, Team	Year	Games	Assists	Avg.
Christy Lindsay, Maryville (Mo.)	2004	21	24	1.14
Carrie Schrank, Wis.-Stout	2003	17	19	1.12
Sabrina Foley, Benedictine (Ill.)	2000	18	20	1.11
Collette Cunningham, Marymount (Va.)	1989	18	20	1.11
Bess Watson, Gordon	2000	21	23	1.10
Susie Anderson, Kalamazoo	1998	21	23	1.10

ASSISTS

Player, Team	Year	Games	Assists
Kristen Ogulewicz, Western New Eng.	1999	21	30
Susan Suarez, Meredith	1998	18	28
Kristine Schmid, Concordia (Wis.)	1998	20	28
Lisa Romoser, Carthage	1997	20	28
Jacque Neuhaus, Neb. Wesleyan	1997	20	28
Jacque Neuhaus, Neb. Wesleyan	1998	23	27
Lotta Nilsson, Neb. Wesleyan	1996	23	27
Amy Bornfleth, Maryville (Mo.)	1999	18	25
Christy Lindsay, Maryville (Mo.)	2004	21	24
Leslie Stechshulte, Capital	1994	18	24
Tracy Prihoda, Wheaton (Mass.)	2002	24	23
Bess Watson, Gordon	2000	21	23
Stefany Nutter, Lakeland	2000	22	23
Susie Anderson, Kalamazoo	1998	21	23
Sandi Poniatowski, Kalamazoo	1998	21	22
Nicole Sarubbi, Roger Williams	1993	18	22
Heidi Campbell, St. Mary's (Minn.)	1986	24	22
Amy Kuykendall, Hardin-Simmons	2006	24	21
Catherine Peo, Smith	2003	22	21
Bess Watson, Gordon	2002	20	21
Elena Ziarnik, Stevens Institute	2001	18	21
Stefanie Wieland, Gwynedd-Mercy	1999	15	21
Melissa Moore, Waynesburg	1999	22	21
Sarah Williams, Heidelberg	1997	18	21
Leslie Stechshulte, Capital	1993	18	21

SAVES PER GAME

Player, Team	Year	Games	Saves	Avg.
Alex Rhines, Juniata	1995	12	290	24.17
Carol Skriloff, Sweet Briar	1997	14	323	23.07
Amanda Cobb, New Jersey City	1998	11	237	21.55
Gina Gurguolo, Wash. & Jeff.	1994	16	337	21.06
Heather Braithwaite, Agnes Scott	1992	15	313	20.78
Melinda Daigneault, Daniel Webster	1996	13	268	20.62
Amanda Cobb, New Jersey City	2000	18	371	20.61
Sara Jesuit, Marian (Wis.)	2002	18	365	20.28
Ashley Nicolls, Wis.-Superior	2000	13	263	20.23
Becky Burnos, Alvernia	1999	15	302	20.13
Melissa Peckham, Southern Vt.	2005	15	300	20.00
Tiffany Lee, Trinity (D.C.)	2004	14	280	20.00
Tracy Dolence, Lake Erie	2000	20	398	19.90
Christina Koenig, Millsaps	1998	18	352	19.56
Dawn Crownover, Wooster	1985	11	214	19.45
Sarah Djuric, Marymount (Va.)	1994	18	350	19.44
Gina Zeno, Worcester St.	1991	12	232	19.33
Julia Rose, Heidelberg	2002	18	345	19.17
Kristi Wilke, Wis.-Superior	1999	13	249	19.15
Elissa Jacobson, Goucher	1991	14	265	18.93

SAVES

Player, Team	Year	Games	Saves
Tracy Dolence, Lake Erie	2000	20	398
Amanda Cobb, New Jersey City	2000	18	371
Sara Jesuit, Marian (Wis.)	2002	18	365
Christina Koenig, Millsaps	1998	18	352
Sarah Djuric, Marymount (Va.)	1994	18	350
Julia Rose, Heidelberg	2002	18	345
Gina Gurguolo, Wash. & Jeff.	1994	16	337
Krista Summers, King's (Pa.)	1998	18	330
Angela Hadwin, Bryn Mawr	1998	19	326
Carol Skriloff, Sweet Briar	1997	14	323
Jenny Akman, Guilford	1999	19	318
Jen Poliquin, Southern Me.	1994	18	318
Heather Braithwaite, Agnes Scott	1992	15	313
Nancy Blease, Wheaton (Mass.)	1993	19	307
Sara Pray, Pine Manor	2000	18	306
Kim Brightman, SUNYIT	1998	17	306
Stephanie Brennan, King's (Pa.)	2000	17	304
Becky Burnos, Alvernia	1999	15	302
Melissa Peckham, Southern Vt.	2005	15	300
Michelle Arnold, Clarkson	1995	17	297

SAVE PERCENTAGE

Player, Team	Year	Games	Saves	GA	Pct.
Katie Loomis, UC Santa Cruz	2006	17	61	2	.968
Erin Williams, Puget Sound	2005	22	90	3	.968
Louisa Bigelow, Macalester	2005	18	74	4	.949
Nikki Dudley, William Smith	2005	18	65	4	.942
Allie Rivard, Wis.-Eau Claire	2006	26	48	3	.941
Carlin Scudato, Thomas More	2005	20	79	5	.940
Jennifer Johnson, St. Mary's (Minn.)	2005	18	110	7	.940
Kiki Moreo, Wash. & Lee	2006	21	39	3	.929
Alyssa Blackburn, Pacific Lutheran	2006	11	38	3	.927
Liz Carrier, Grinnell	2006	19	88	7	.926

Must have played in 50% of team's minutes.

GOALS-AGAINST AVERAGE

Player, Team	Year	GA	Min.	GAA
Victoria Nusse, TCNJ	2001	1	1,622	0.055
Victoria Nusse, TCNJ	2000	2	1,959	0.092
Kim McCormick, Scranton	2003	2	1,786	0.101
Katie Loomis, UC Santa Cruz	2006	2	1,584	0.114
Erin Williams, Puget Sound	2005	3	2,038	0.132
Brita Nelson, Wheaton (Ill.)	2004	2	1,190	0.151
Kiki Moreo, Wash. & Lee	2006	3	1,736	0.156
Mindy Hammond, Ohio Wesleyan	2002	3	1,691	0.160
Julie Friess, UC San Diego	1989	4	2,034	0.177
Victoria Nusse, TCNJ	1999	4	1,928	0.187
Alissa Kacar, TCNJ	2005	4	1,891	0.190
Stephanie Bull, Trinity (Tex.)	2004	3	1,408	0.192
Allie Rivard, Wis.-Eau Claire	2006	3	1,392	0.194
Danielle Mastro Simone, TCNJ	1993	5	2,247	0.200
Becca Giefer, New York U.	2002	3	1,280	0.211
Nikki Dudley, William Smith	2005	4	1,644	0.219
Abby Rabinovitz, Wis.-Stevens Point	2000	4	1,586	0.227
Louisa Bigelow, Macalester	2005	4	1,583	0.227
Beth Howland, Ithaca	1989	3	1,170	0.231
Stacey Kronenberg, Wheaton (Mass.)	2004	5	1,911	0.235

SOLO SHUTOUT PERCENTAGE

(Min. 10 Solo Shutouts)

Player, Team	Year	Games	Shutouts	Pct.
Erin Williams, Puget Sound	2005	22	20	.909
Julie Friess, UC San Diego	1989	21	18	.857
Nikki Dudley, William Smith	2005	18	15	.833
Mary St. Germain, Plymouth St.	1988	19	15	.789
Julie Friess, UC San Diego	1988	23	18	.783
Kim McCormick, Scranton	2003	22	17	.773
Molly Hellerman, Wellesley	1998	21	16	.762
Julie Friess, UC San Diego	1987	21	16	.762
Maggie Futato, Messiah	2002	24	18	.750
Elizabeth Cope, Wellesley	1999	20	15	.750
Katie Chrien, Otterbein	2003	19	14	.737
Tae Ruppe, St. Benedict	2003	19	14	.737
Jennifer Hetland, UC San Diego	1997	22	16	.727
Missy Samuels, Cortland St.	1992	22	16	.727
Missy Samuels, Cortland St.	1991	22	16	.727
Rebecca Brooks, Williams	1999	18	13	.722
Wendy Morgans, Moravian	1996	18	13	.722
Danielle Mastro Simone, TCNJ	1993	24	17	.708
Victoria Nusse, TCNJ	2001	20	14	.700
Kristi Kauffman, Salisbury	1996	20	14	.700
Tara Joosten, Gust. Adolphus	1995	20	14	.700

SOLO SHUTOUTS

Player, Team	Year	Games	Shutouts
Erin Williams, Puget Sound	2005	22	20
Maggie Futato, Messiah	2002	24	18
Julie Friess, UC San Diego	1989	21	18
Julie Friess, UC San Diego	1988	23	18
Kim McCormick, Scranton	2003	22	17
Emily Boeing, Wheaton (Mass.)	1999	25	17
Danielle Mastro Simone, TCNJ	1993	24	17
Cassie Grose, Messiah	2004	23	16
Shelby Springer, Willamette	2000	23	16
Anna Bacho, Macalester	1999	23	16
Jen Foreman, N.C. Wesleyan	1999	23	16
Molly Hellerman, Wellesley	1998	21	16
Jennifer Hetland, UC San Diego	1997	22	16
Missy Samuels, Cortland St.	1992	22	16
Missy Samuels, Cortland St.	1991	22	16
Julie Friess, UC San Diego	1987	21	16
Nikki Dudley, William Smith	2005	18	15
Alissa Kacar, TCNJ	2005	23	15
Katie DeLorenzo, Lynchburg	2005	24	15

Player, Team	Year	Games	Shutouts
Erica Middtveit, Stevens Institute	2004	22	15
Elizabeth Cope, Wellesley	1999	20	15
Allecia Tull, Oneonta St.	1999	23	15
Anna Bacho, Macalester	1998	23	15
Robin Heard, Willamette	1998	24	15
Anne Wenthe, Mary Washington	1997	22	15
Mary St. Germain, Plymouth St.	1988	19	15

Career

POINTS PER GAME (Min. 100 Points)

Player, Team	Years	Games	Points	Avg.
Jessica Brooks, Meredith	1995-98	66	288	4.36
Beth Byrne, Frank. & Marsh.	1985-88	61	251	4.11
Jennifer Russell, Kalamazoo	1990-93	75	287	3.83
Katie Pettigrew, Luther	2001-04	78	297	3.81
Amy Bornfleth, Maryville (Mo.)	1996-99	74	274	3.70
Leslie Stechshulte, Capital	1991-94	68	235	3.46
Emilie Replogle, Delaware Valley	1995-98	68	230	3.38
Stacey Breckner, Neb. Wesleyan	1996-97	42	138	3.29
Tara Dyk, Calvin	1995-98	81	263	3.25
Alicia Vegas, Simpson	1996-99	81	262	3.23
Cherie Peterson, Augustana (Ill.)	1998-00	56	171	3.05
Kate Brunelle, Western New Eng.	1995-98	79	241	3.05
Lotta Nilsson, Neb. Wesleyan	1993-96	67	203	3.03
Lynne Stever, Nazareth	1983-84, 86-87	75	226	3.01
Stacey Williams, Wilmington (Ohio)	1993-96	76	228	3.00
Katy Sturtz, Ohio Wesleyan	1998-01	83	248	2.99
Lindsey Benson, Gordon	2000-03	81	241	2.98
Becky Craig, Gordon	1992-94	46	135	2.93
Heather Holm, Agnes Scott	1997-00	51	149	2.92
Maril Davis, Claremont-M-S	1990-93	72	210	@ 2.92
Nellie Springer, Allegheny	1985-88	75	218	2.91
Kelly Fink, Wis.-Stevens Point	2000-03	81	235	2.90
Sara Morgan, Centre	1994-98	78	226	2.90
Jen Johnson, Shenandoah	1991-92, 94	45	129	2.87
Trista Von Guilder, Heidelberg	1990-93	70	200	2.86

@Assists not available.

POINTS

Player, Team	Years	Games	Points
Katie Pettigrew, Luther	2001-04	78	297
Jessica Brooks, Meredith	1995-98	66	288
Jennifer Russell, Kalamazoo	1990-93	75	287
Amy Bornfleth, Maryville (Mo.)	1996-99	74	274
Tara Dyk, Calvin	1995-98	81	263
Alicia Vegas, Simpson	1996-99	81	262
Tracy Prihoda, Wheaton (Mass.)	2000-03	91	256
Beth Byrne, Frank. & Marsh.	1985-88	61	251
Katy Sturtz, Ohio Wesleyan	1998-01	83	248
Julie Veloff, Edgewood	1995-98	87	243
Molly Burke, Western New Eng.	1998, 2000-02	90	242
Lindsey Benson, Gordon	2000-03	81	241
Kate Brunelle, Western New Eng.	1995-98	79	241
Kelly Fink, Wis.-Stevens Point	2000-03	81	235
Leslie Stechshulte, Capital	1991-94	68	235
Emilie Replogle, Delaware Valley	1995-98	68	230
Stacey Williams, Wilmington (Ohio)	1993-96	76	228
Sara Morgan, Centre	1994-98	78	226
Lynne Stever, Nazareth	1983-84, 86-87	75	226
Sandi Poniatowski, Kalamazoo	1996-99	78	218
Nellie Springer, Allegheny	1985-88	75	218
Erin Killian, Kalamazoo	1995-98	78	212
Maril Davis, Claremont-M-S	1990-93	72	@210
Meghan Wudtke, Lakeland	2000-03	76	208
Valerie Barnhart, Stevens Institute	2001-04	82	207

@Assists not available.

GOALS PER GAME (Min. 40 Goals)

Player, Team	Years	Games	Goals	Avg.
Jessica Brooks, Meredith	1995-98	66	121	1.83
Beth Byrne, Frank. & Marsh.	1985-88	61	110	1.80
Katie Pettigrew, Luther	2001-04	78	124	1.59
Jennifer Russell, Kalamazoo	1990-93	75	118	1.57
Maril Davis, Claremont-M-S	1990-93	72	105	1.46
Cherie Peterson, Augustana (Ill.)	1998-00	56	79	1.41
Alicia Vegas, Simpson	1996-99	81	113	1.40

Player, Team	Years	Games	Goals	Avg.
Emilie Replogle, Delaware Valley	1995-98	68	94	1.38
Amy Bornfleth, Maryville (Mo.)	1996-99	74	102	1.38
Tara Dyk, Calvin	1995-98	81	110	1.36
Katy Sturtz, Ohio Wesleyan	1998-01	83	112	1.35
Lynne Stever, Nazareth	1983-84, 86-87	75	98	1.31
Heather Holm, Agnes Scott	1997-00	51	66	1.29
Stacey Williams, Wilmington (Ohio)	1993-96	76	98	1.29
Corina Riismandel, Notre Dame (Md.)	1992-95	67	85	1.27
Leslie Stechshulte, Capital	1991-94	68	86	1.26
Lindsey Benson, Gordon	2000-03	81	102	1.26
Nellie Springer, Allegheny	1985-88	75	94	1.25
Sara Morgan, Centre	1994-98	78	96	1.23
Stacey Breckner, Neb. Wesleyan	1996-97	42	51	1.21
Stasha Wyskiel, Kenyon	1985-88	47	57	1.21
Kelly Fink, Wis.-Stevens Point	2000-03	81	98	1.21
Julie Veloff, Edgewood	1995-98	87	104	1.19
Kate Brunelle, Western New Eng.	1995-98	79	93	1.18
Meghan Wudtke, Lakeland	2000-03	76	89	1.17

GOALS

Player, Team	Years	Games	Goals
Katie Pettigrew, Luther	2001-04	78	124
Jessica Brooks, Meredith	1995-98	66	121
Jennifer Russell, Kalamazoo	1990-93	75	118
Alicia Vegas, Simpson	1996-99	81	113
Katy Sturtz, Ohio Wesleyan	1998-01	83	112
Tara Dyk, Calvin	1995-98	81	110
Beth Byrne, Frank. & Marsh.	1984-88	61	110
Maril Davis, Claremont-M-S	1990-93	72	105
Julie Veloff, Edgewood	1995-98	87	104
Lindsey Benson, Gordon	2000-03	81	102
Tracy Prihoda, Wheaton (Mass.)	2000-03	91	102
Jen Shinbori, Luther	1998-01	85	102
Amy Bornfleth, Maryville (Mo.)	1996-99	74	102
Molly Burke, Western New Eng.	1998, 2000-02	90	100
Kelly Fink, Wis.-Stevens Point	2000-03	81	98
Stacey Williams, Wilmington (Ohio)	1993-96	76	98
Lynne Stever, Nazareth	1983-84, 86-87	75	98
Sara Morgan, Centre	1994-98	78	96
Emilie Replogle, Delaware Valley	1995-98	68	94
Nellie Springer, Allegheny	1985-88	75	94
Kate Brunelle, Western New Eng.	1995-98	79	93
Meghan Wudtke, Lakeland	2000-03	76	89
Valerie Barnhart, Stevens Institute	2001-04	82	87
Leslie Stechshulte, Capital	1991-94	68	86
Corina Riismandel, Notre Dame (Md.)	1992-95	67	85

ASSISTS PER GAME (Min. 25 Assists)

Player, Team	Years	Games	Assists	Avg.
Becky Craig, Gordon	1992-94	46	61	1.33
Jenny Koth, Heidelberg	1990-93	34	44	1.29
Jacquie Neuhaus, Neb. Wesleyan	1995-98	85	94	1.11
Amy Bornfleth, Maryville (Mo.)	1996-99	74	70	0.95
Leslie Stechshulte, Capital	1991-94	68	63	0.93
Sandy Shaneyfelt, Neb. Wesleyan	1993-96	77	62	0.81
Lotta Nilsson, Neb. Wesleyan	1993-96	67	53	0.79
Cheri Isler, Capital	1993-96	69	54	0.78
Jessica Macri, Hilbert	2001-04	70	50	0.71
Holly Bunten, Heidelberg	1990-93	69	49	0.71
Stefany Nutter, Lakeland	1999-02	81	57	0.70
Lisa Romoser, Carthage	1995-98	81	57	0.70
Karen Carney, Kalamazoo	1989-92	73	51	0.70
Kate Brunelle, Western New Eng.	1995-98	79	55	0.70
Sarah Williams, Heidelberg	1994-97	80	55	0.69
Jennifer Russell, Kalamazoo	1990-93	75	51	0.68
Trista Von Guilder, Heidelberg	1990-93	71	48	0.68
Nicole Turandy, Lake Forest	1987-90	56	37	0.66
Jen Johnson, Shenandoah	1991-92, 94	41	27	0.66
Sandi Poniatowski, Kalamazoo	1996-99	78	50	0.64
Katie Knudsen, Wellesley	1994-97	66	42	0.64
Vivian Vieira, Roger Williams	1993-95	57	36	0.63
Katie Pettigrew, Luther	2001-04	78	49	0.63
Anna Loring, Wheaton (Ill.)	1994-97	80	50	0.63
Julia Balta, Ohio Wesleyan	1993-95	53	33	0.62

ASSISTS

Player, Team	Years	Games	Assists
Jacquie Neuhaus, Neb. Wesleyan	1995-98	85	94
Amy Bornfleth, Maryville (Mo.)	1996-99	74	70
Leslie Stechshulte, Capital	1991-94	68	63
Sandy Shaneyfelt, Neb. Wesleyan	1993-96	77	62
Becky Craig, Gordon	1992-94	46	61

Player, Team	Years	Games	Assists
Stefany Nutter, Lakeland	1999-02	81	57
Lisa Romoser, Carthage	1995-98	81	57
Kate Brunelle, Western New Eng.	1995-98	79	55
Sarah Williams, Heidelberg	1994-97	80	55
Cheri Isler, Capital	1993-96	69	54
Jenny Bruce, Wis.-Stevens Point	2000-03	90	53
Lotta Nilsson, Neb. Wesleyan	1993-96	67	53
Tracy Prihoda, Wheaton (Mass.)	2000-03	91	52
Kristen Ogulewicz, Western New Eng.	1997-99	65	52
Jennifer Russell, Kalamazoo	1990-93	75	51
Karen Carney, Kalamazoo	1989-92	73	51
Jessica Macri, Hilbert	2001-04	70	50
Sandi Poniatowski, Kalamazoo	1996-99	78	50
Anna Loring, Wheaton (Ill.)	1994-97	80	50
Katie Pettigrew, Luther	2001-04	78	49
Holly Bunten, Heidelberg	1990-93	69	49
Heidi Campbell, St. Mary's (Minn.)	1985-88	82	49
Kristin Welk, Ohio Northern	1997-00	78	48
Trista Von Guilder, Heidelberg	1990-93	71	48
Leslie Starbuck, Capital	1997-00	78	47
Alina Sabatke, Luther	1993-96	81	47

SAVES PER GAME (Min. 300 Saves)

Player, Team	Years	Games	Saves	Avg.
Michelle Foiles, Illinois Col.	1993-94	15	371	24.73
Gina Zeno, Worcester St.	1991-92	20	358	17.90
Gina Gurgio, Wash. & Jeff.	1992-95	52	878	16.88
Amanda Cobb, New Jersey City	1997-00	66	1,114	16.88
Nancy Blease, Wheaton (Mass.)	1992-93	20	326	16.30
Mea Fischelis, Kenyon	1986-89	42	656	15.62
Marybeth Tessier, Colby-Sawyer	1983-86	40	617	15.43
Sarah Djuric, Marymount (Va.)	1993-94	35	501	14.31
Lauren Feola, D'Youville	2003-05	34	485	14.26
Carissa Sweigart, Daniel Webster	1997-98	25	354	14.16
Sara Jesuit, Marian (Wis.)	1999-02	72	973	13.51
Jen Samble, Muhlenberg	1991-93	48	625	13.02
Carolina Sinclair, Wheaton (Mass.)	1982-83	38	490	12.89
Vinnita Macri, Hilbert	1999-02	58	745	12.84
Dawn Croonover, Wooster	1985-87	26	333	12.81
Pam Bayha, Drew	1989-91	39	499	12.79
Michelle Arnold, Clarkson	1992-95	56	713	12.73
Marcie Hahn, Wooster	1988-90	27	339	12.56
Emily Jacob, Daniel Webster	1999-02	27	357	12.48
Jessica Bush, Ozarks (Ark.)	1999-02	44	544	12.36
Steph Becker, Otterbein	1994-96	50	616	12.32
Tracy Dolence, Lake Erie	1998-01	78	954	12.23
Julia Rose, Heidelberg	1999-02	69	828	12.00
Jen Prudden, Colby-Sawyer	1997-99	40	473	11.83
Jen Poliquin, Southern Me.	1993-96	71	822	11.58

SAVES

Player, Team	Years	Games	Saves
Amanda Cobb, New Jersey City	1997-00	66	1,114
Sara Jesuit, Marian (Wis.)	1999-02	72	973
Tracy Dolence, Lake Erie	1998-01	78	954
Susan Palmer, Dickinson	1997-00	77	881
Gina Gurgio, Wash. & Jeff.	1992-95	52	878
Julia Rose, Heidelberg	1999-02	69	828
Jen Poliquin, Southern Me.	1993-96	71	822
Vinnita Macri, Hilbert	1999-02	58	745
Samantha Pawlak, Heidelberg	2003-06	64	731
Molly Hewes, Ohio Wesleyan	1986-89	63	723
Apryl Jenrich, Wis.-River Falls	2000-03	70	717
Michelle Arnold, Clarkson	1992-95	56	713
Jill Ward, Baldwin-Wallace	1987-90	65	711
Jennifer Weber, Roger Williams	1993-96	77	702
Stephanie Johnson, Wis.-Platteville	1995-98	77	685
Michele Ribeiro, Manhattanville	2003-06	81	679
Kristin McCauley, Concordia (Wis.)	1997-00	78	678
Jenny Akman, Guilford	1997-00	62	666
Mea Fischelis, Kenyon	1986-89	42	656
Kim Geiser, Lawrence	1996-99	62	649
Julie Backof, McDaniel	1994-97	63	637
Susan Lally, Trinity (Conn.)	1992-95	56	633
Jamie Baringer, Baldwin-Wallace	1994-97	69	630
Marybeth Markiewicz, Juniata	1997-00	58	627
Jen Samble, Muhlenberg	1991-93	48	625

GOALS-AGAINST AVERAGE (Min. 2,500 Minutes)

Player, Team	Years	GA	Min.	GAA
Victoria Nusse, TCNJ	1998-01	8	6,304	0.114
Christy Little, Webster	1999-02	10	3,065	0.294
Maggie Futato, Messiah	2000-03	21	5,877	0.322
Cassie Grose, Messiah	2003-06	18	4,773	0.339
Danielle Mastrosimone, TCNJ	1992-95	23	6,094	0.340
Julie Friess, UC San Diego	1986-89	26	6,685	0.350
Kelly Pearson, UC San Diego	1992-93, 95-96	13	3,307	0.354
Beth Howland, Ithaca	1988-91	23	5,827	0.355
Jennifer Hetland, UC San Diego	1996-99	21	5,260	0.359
Kiki Moreo, Wash. & Lee	2003-06	13	3,240	0.361
Ashley Vratil, Wheaton (Ill.)	2002-04	11	2,730	0.362
Hallie McNeil, Rhodes	1993-95	18	4,440	0.365
Anna Bacho, Macalester	1996-99	28	6,572	0.383
Laura Brennehan, Williams	1996-98	13	3,030	0.386
Emily Johnson, Ithaca	1991-94	22	4,576	0.433
Andrea Pawliczek, Emory	1998-01	28	5,802	0.434
Alissa Kacar, TCNJ	2002-05	31	6,143	0.454
Laura Morcone, Oneonta St.	2003-06	39	7,693	0.456
Vikki Hultquist, TCNJ	1990-92	25	4,818	0.467
Maggie Meagher, Ohio Wesleyan	1997-00	17	3,268	0.468
Brita Nelson, Wheaton (Ill.)	2001-04	31	5,499	0.507
Eva Cahalan, Connecticut Col.	1987-90	30	5,275	0.512
Beth Greco, Ithaca	1988-91	21	3,655	0.517
Abby Rabinovitz, Wis.-Stevens Point	1997-00	31	5,346	0.522
Jessica Broomhead, Wheaton (Mass.)	2000-03	32	5,440	0.529

GOALKEEPER MINUTES PLAYED

Player, Team	Years	Min.
Stephanie Romanko, Montclair St.	1999-02	7,842:04
Meghan Quinlan, Scranton	1998-01	7,713:00
Laura Morcone, Oneonta St.	2003-06	7,693:00
Maggie O'Neil, St. Lawrence	1999-02	7,626:09
Jennifer Weber, Roger Williams	1993-96	7,450:00
Jen Foreman, N.C. Wesleyan	1996-99	7,435:00
Sara Baker, Gordon	1997-00	7,383:00
Kaprece Smith, Lynchburg	1997-00	7,367:00
Leah Cornwell, William Smith	1999-02	7,344:17
Kate Donhauser, Rochester (N.Y.)	1997-00	7,283:00
Michele Ribeiro, Manhattanville	2003-06	7,153:38
Alyson Parrish, Clark (Mass.)	1997-00	7,146:00
Jen Snyder, Capital	1996-99	7,125:00
Sara Wiczorek, Loras	1998-01	7,026:00
Allecia Tull, Oneonta St.	1996-99	6,977:00
Susan Palmer, Dickinson	1997-00	6,970:00
Gina Fall, Ohio Northern	1992-95	6,960:00
Deb Hutcheson, Trinity (Tex.)	1993-96	6,940:00
Erin Jacobs, Nazareth	1994-97	6,935:00
Erica Midttveit, Stevens Institute	2003-06	6,914:00
Jen Kinsman, Nichols	1994-97	6,810:00
Amy Forbes, Salisbury	1997-00	6,746:00
Sarah Miller, Richard Stockton	1998-01	6,730:00
Tara Joosten, Gust. Adolphus	1994-97	6,696:00
Julie Friess, UC San Diego	1986-89	6,685:00

PLAYERS WITH 40 GOALS AND 40 ASSISTS (Chronological order)

Player, Team	Goals	Assists	Points	Years
Kelly Ambrose, St. Mary's (Minn.)	54	43	151	1985-88
Heidi Campbell, St. Mary's (Minn.)	62	49	173	1985-88
Susie Lindauer, Wis.-Stevens Point	55	45	155	1989-92
Holly Bunten, Heidelberg	64	49	177	1990-93
Jenny Koth, Heidelberg	53	44	150	1990-93
Trista Von Guilder, Heidelberg	76	48	200	1990-93
Jennifer Russell, Kalamazoo	118	51	287	1990-93
Leslie Stechshulte, Capital	86	63	235	1991-94
Karen Carney, Kalamazoo	47	51	145	1991-94
Jaime Schultz, Luther	56	44	156	1991-92, 94-95
Cheri Isler, Capital	69	54	192	1993-96
Lotta Nilsson, Neb. Wesleyan	75	53	203	1993-96
Sarah Williams, Heidelberg	64	55	183	1994-97
Katie Knudsen, Wellesley	44	42	130	1994-97
Anna Loring, Wheaton (Ill.)	43	50	136	1994-97
Emilie Replogle, Delaware Valley	94	42	230	1995-98
Erin Killian, Kalamazoo	83	46	212	1995-98
Jacquie Neuhaus, Neb. Wesleyan	45	94	184	1995-98
Kate Brunelle, Western New Eng.	93	55	241	1995-98
Lisa Romoser, Carthage	46	57	149	1995-98
Amy Bornfleth, Maryville (Mo.)	102	70	274	1996-99
Sandi Poniatowski, Kalamazoo	84	50	218	1996-99

Player, Team	Goals	Assists	Points	Years
Rachel Sweeney, Washington-St. Louis	80	46	206	1996-99
Kristin Welk, Ohio Northern	48	48	144	1997-00
Tammy Venema, Wilmington (Ohio)	48	42	138	1997-00
Leslie Smith, Dallas	64	41	169	1998-01
Molly Burke, Western New Eng.	100	42	242	2000-02
Molly Cady, Wis.-Stevens Point	43	43	129	1999-02
Stefany Nutter, Lakeland	63	57	183	1999-02
Jenny Bruce, Wis.-Stevens Point	54	53	161	2000-03
Tracy Prihoda, Wheaton (Mass.)	102	52	256	2000-03
Katie Pettigrew, Luther	124	49	297	2001-04
Erin Brennan, Wheaton (Mass.)	55	46	156	2001-04

Miscellaneous

FASTEST GOAL, START OF GAME

Time	Player, Team	Opponent	Date
:06	Sara Gross, St. Norbert	Edgewood	Sept. 1, 2004
:10	Alicia Vandersluijs, Stevens Institute	Maritime (N.Y.)	Oct. 11, 2006
:10	Brooke Davis, Oneonta St.	Scranton	Oct. 10, 2001
:10	Laine Montgomery, Goucher	Gallaudet	Oct. 18, 2000
:11	Lauren Womack, Sewanee	Agnes Scott	Oct. 24, 2004
:12	Lauren Konopka, Wheaton (Mass.)	Clark (Mass.)	Oct. 26, 2005
:13	Noell Berghuis, Calvin	Adrian	Sept. 21, 2002
:13	Buffi Long, Ithaca	Cortland St.	Oct. 8, 1996
:14	Jamie Sims, Otterbein	Earlham	Sept. 11, 2002
:14	Meghan Wudtke, Lakeland	Wis.-Platteville	Sept. 23, 2001
:14	Laura Smolinski, Ohio Northern	Bluffton	Sept. 5, 2001
:15	Jenna Kereiakes, Emory	Oglethorpe	Sept. 26, 2003
:16	Katie Feehan, New Jersey City	Daemen	Sept. 11, 2005
:16	Keri-Ann Murphy, Brockport St.	Hamilton	Oct. 10, 2000
:16	Chelsea Kampas, Fredonia St.	Rochester Inst.	Sept. 6, 1998
:17	Aimee Canale, Geneseo St.	St. John Fisher	Oct. 25, 1997
:17	Jill Monico, Geneseo St.	Buffalo St.	Sept. 19, 1997
:19	Kerry Nistler, Concordia-M'head	North Dakota St.	Oct. 10, 1995
:20	Sara Strzepek, Messiah	Juniata	Oct. 17, 2001
:20	Erin Croasmun, Ohio Wesleyan	Augustana (Ill.)	Sept. 10, 2000
:20	Shellee Lamie, Ohio Wesleyan	Denison	Oct. 18, 1988

FASTEST CONSECUTIVE GOALS, SAME TEAM

Time	Players, Team	Opponent	Date
:07	Erica Verderbev and Susan McCloy, Scranton	Delaware Valley	Oct. 4, 1994
:08	Jordan Pouliot and Tracy Prihoda, Wheaton (Mass.)	Babson	Oct. 14, 2003
:09	Lori Smith and Ellen Abramson, Trinity (Tex.)	Millsaps	Oct. 22, 2000
:09	Jodi Johnson (both), St. Scholastica	Mt. Senario	Sept. 4, 1999
:09	Athena Mulder and Jennifer Coulter, Southern Vt.	Bard	Oct. 3, 1998
:10	Katie Feehan (both), New Jersey City	Mt. St. Mary (N.Y.)	Oct. 29, 2005
:10	Meg McIntosh (both), Johns Hopkins	Muhlenberg	Sept. 25, 2004
:10	Rebecca Mouw (both), Wheaton (Ill.)	North Park	Oct. 10, 2001
:11	Erin O'Driscoll and Sarah Snyder, Wis.-Oshkosh	St. Norbert	Sept. 17, 2000
:11	Emilie Replogle and Jessica Perry, Delaware Valley	Albright	Oct. 20, 1998
:11	Carey Kildow and Sarah Meedel, Neb. Wesleyan	Dana	Oct. 24, 1996
:13	Ashley Wilson and Erin Goettl, Simpson	Buena Vista	Oct. 16, 2002
:14	Rachel Roderer and Meaghan Laurich, DeSales	King's (Pa.)	Nov. 1, 2003
:14	Tracy Smith (both), Marietta	Baldwin-Wallace	Sept. 30, 2000
:15	Adriele DaSilva (both), New Jersey City	Lincoln (Pa.)	Nov. 6, 2004
:15	Natalie Chizek and Morgan Kelly, Simpson	Thomas	Sept. 19, 2004
:15	Jackie Vanderstreet and Lindsay Gehrke, Muhlenberg	McDaniel	Oct. 31, 1998

FASTEST CONSECUTIVE GOALS, SAME PLAYER

Time	Player, Team	Opponent	Date
:09	Jodi Johnson, St. Scholastica	Mt. Senario	Sept. 4, 1999
:09	Katie Feehan, New Jersey City	Mt. St. Mary (N.Y.)	Oct. 29, 2005
:10	Meg McIntosh, Johns Hopkins	Muhlenberg	Sept. 25, 2004
:10	Rebecca Mouw, Wheaton (Ill.)	North Park	Oct. 10, 2001
:14	Tracy Smith, Marietta	Baldwin-Wallace	Sept. 30, 2000
:15	Adriele DaSilva, New Jersey City	Lincoln (Pa.)	Nov. 6, 2004
:18	Courtney Copeland, Marymount (Va.)	Gallaudet	Oct. 16, 2001
:19	Amber Beyerle, Richard Stockton	New Jersey City	Sept. 30, 2006
:19	Chris Camera, Geneseo St.	Fredonia St.	Oct. 14, 1989

Time	Player, Team	Opponent	Date
:26	Jamie Sims, Otterbein	Muskingum	Oct. 19, 2002
:29	Sonora Majkut, Marymount (Va.)	Alvernia	Sept. 23, 2003

FASTEST CONSECUTIVE GOALS, OPPOSING TEAMS

Time	First Goal	Second Goal	Date
:03	Kim Crayco, Western Conn. St.	Lyndsey McManus, Wheaton (Mass.)	Sept. 9, 2006
:10	McKayla Crist, DeSales	Laura Dillon, Lycoming	Sept. 19, 2004
:11	Liz Graf, Grinnell	Jenny Berthiaume, Lake Forest	Oct. 7, 2000
:12	Heather Anzivino, Kean	Kelly Dally, New Jersey City	Sept. 21, 2005
:12	Stacy Voegeli, DeSales	Alyssa Carlow, Dickinson	Sept. 6, 2003
:12	Jessica Macri, Hilbert	Brandy Toner, Cazenovia	Oct. 13, 2001
:14	Teresa LeBel, Wheaton (Mass.)	Maya Pratt, Chicago	Sept. 9, 2005
:16	Suzanne Macak, Ripon	Nadia Musallam, St. Norbert	Oct. 3, 2001
:17	Lindsey Tiemeyer, Maryville (Mo.)	Shaina Niederschulte, Webster	Nov. 4, 2004
:17	Ebony Carter, Columbia Col.	Keri Tedford, Wesleyan (Ga.)	Oct. 17, 2001
:17	Chandria Mitchell, Rutgers-Camden	Alisa Vander Pyl, Eastern	Sept. 22, 2001
:18	Kim Reese, Wis.-Stevens Point	Christine Williams, St. Thomas (Minn.)	Aug. 29, 2003
:18	Kelly Boynton, Neb. Wesleyan	Kate Hubert, Bethel (Minn.)	Sept. 19, 1995
:19	Dawn Borcharding, Luther	Janice Frueh, Coe	Oct. 7, 1999
:20	Jennifer Tuttle, Elmira	Angela Bruno, Cortland St.	Oct. 25, 2003
:22	Jenni Wilberding, Loras	Emma-Klara Porter, Wis.-Stevens Point	Nov. 16, 2002
:22	Jennifer Volo, Framingham St.	Tracy Prihoda, Wheaton (Mass.)	Sept. 20, 2001
:23	Stephanie Allocco, Rowan	Kelly Farrell, Widener	Sept. 19, 1998

CONSECUTIVE GAMES WITH AT LEAST ONE GOAL

No.	Player, Team	From	To
27	Katy Sturtz, Ohio Wesleyan	Oct. 10, 1998	Oct. 27, 1999
23	Alicia Vegas, Simpson	Sept. 17, 1998	Sept. 22, 1999
14	Brooke Anderson, Rockford	Sept. 8, 2002	Oct. 24, 2002
13	Tracy Prihoda, Wheaton (Mass.)	Sept. 18, 2001	Oct. 20, 2001
13	Beck King, Trinity (Tex.)	Sept. 15, 2000	Oct. 25, 2000
13	Rebecca Mouw, Wheaton (Ill.)	Sept. 4, 2000	Oct. 14, 2000
12	Valerie Barnhart, Stevens Institute	Aug. 31, 2001	Oct. 13, 2001
12	Lori Thomas, Washington-St. Louis	Sept. 9, 1998	Oct. 21, 1998
11	Jennifer Tuttle, Elmira	Sept. 15, 2002	Oct. 26, 2002
10	Amanda Smith, Lakeland	Oct. 13, 2003	Nov. 8, 2003
10	Tracy Prihoda, Wheaton (Mass.)	Oct. 2, 2002	Nov. 2, 2002
10	Beth Blasi, McDaniel	Sept. 12, 1999	Oct. 20, 1999
10	Erin Hipp, Ohio Northern	Sept. 6, 1997	Sept. 29, 1997
10	Jodi Klauminzer, Baldwin-Wallace	Sept. 1, 1996	Oct. 1, 1996
10	Chris Webb, N.C. Wesleyan	Sept. 19, 1993	Oct. 24, 1993
9	Jen Binger, Wheaton (Ill.)	Sept. 29, 2004	Oct. 27, 2004
9	Valerie Barnhart, Stevens Institute	Sept. 24, 2003	Oct. 25, 2003
9	Meghan Wudtke, Lakeland	Sept. 20, 2002	Oct. 19, 2002
9	Leigh Fister, Webster	Sept. 10, 2000	Oct. 14, 2000
9	Rachel Sweeney, Washington-St. Louis	Sept. 9, 1998	Oct. 10, 1998
9	Larissa Fricsons, Wooster	Sept. 6, 1992	Oct. 3, 1992

CONSECUTIVE SHUTOUT MINUTES

No.	Player, Team	From	To
1,568:21	Victoria Nusse, TCNJ	Nov. 19, 2000	Nov. 11, 2001
1,405:17	Victoria Nusse, TCNJ	Sept. 27, 2000	Nov. 19, 2000
1,289:36	Alissa Kacar, TCNJ	Sept. 17, 2005	Nov. 20, 1005
1,215:00	Maggie Futato, Messiah	Sept. 25, 2002	Nov. 16, 2002
1,140:00	Molly Hellerman, Wellesley	Sept. 14, 1998	Oct. 17, 1998
1,010:00	Erica Henrich, DePauw	Sept. 4, 1999	Oct. 23, 1999
984:17	Stacey Kronenberg, Wheaton (Mass.)	Oct. 5, 2004	Nov. 20, 2004
968:00	Allecia Tull, Oneonta St.	Oct. 2, 1999	Nov. 6, 1999
951:00	Tara Joosten, Gust. Adolphus	Sept. 2, 1995	Oct. 6, 1995
945:00	Abby Rabinovitz, Wis.-Stevens Pt.	Oct. 5, 1997	Nov. 5, 1997
930:00	Amy Burgardt, Kalamazoo	Oct. 4, 1997	Nov. 2, 1997
928:40	Maggie Meagher, Ohio Wesleyan	Sept. 1, 1999	Oct. 6, 1999
903:00	Erin Hodges, Oneonta St.	Sept. 8, 2001	Oct. 6, 2001
897:00	Cara Coleman, DePauw	Sept. 6, 1992	Oct. 7, 1992
891:00	Becky Petsch, Rowan	Sept. 8, 1999	Oct. 4, 1999
887:04	Lindsay Bergevin, Neb. Wesleyan	Oct. 25, 1998	Sept. 14, 1999

Annual Individual Champions

Points Per Game

Season	Player, Team	Cl.	G	GO	A	P	Avg.
1998	Katy Sturtz, Ohio Wesleyan.....	Fr.	22	43	9	95	4.32
1999	Stefanie Wieland, Gwynedd-Mercy.....	Fr.	15	19	21	59	3.93
2000	Katie Pope, Benedictine (Ill.).....	Sr.	18	32	18	82	4.56
2001	Tracy Prihoda, Wheaton (Mass.).....	So.	21	38	11	87	4.14
2002	Lindsey Benson, Gordon.....	Jr.	20	40	13	93	4.65
2003	Katie Pettigrew, Luther.....	Jr.	19	34	14	82	4.32
2004	Amanda Smith, Lakeland.....	Sr.	20	33	5	71	3.55
2005	Nicole Zielinski, Simmons.....	Jr.	15	21	13	55	3.67
2006	Sharma Wing, Daniel Webster.....	Fr.	9	19	4	42	4.67

Goals Per Game

Season	Player, Team	Cl.	G	GO	Avg.
1998	Katy Sturtz, Ohio Wesleyan.....	Fr.	22	43	1.95
1999	Cherie Peterson, Augustana (Ill.).....	Jr.	20	34	1.70
2000	Jolanda Aalbers, Wis.-Oshkosh.....	Fr.	15	30	2.00
2001	Tracy Prihoda, Wheaton (Mass.).....	So.	21	38	1.81
2002	Lindsey Benson, Gordon.....	Jr.	20	40	2.00
2003	Katie Pettigrew, Luther.....	Jr.	19	34	1.79
2004	Amanda Smith, Lakeland.....	Sr.	20	33	1.65
2005	Mayra Camacho, Dominican (Ill.).....	Fr.	19	27	1.42
2006	Sharma Wing, Daniel Webster.....	Fr.	9	19	2.11

Assists Per Game

Season	Player, Team	Cl.	G	A	Avg.
1998	Kristen Ogulewicz, Western New Eng.....	Jr.	21	30	1.43
1999	Stefanie Wieland, Gwynedd-Mercy.....	Fr.	15	21	1.40
2000	Sabrina Foley, Benedictine (Ill.).....	Sr.	18	20	1.11
2001	Elena Ziarnik, Stevens Institute.....	Sr.	18	21	1.17
2002	Bess Watson, Gordon.....	Sr.	20	21	1.05
2003	Carrie Schrank, Wis.-Stout.....	Jr.	17	19	1.12
2004	Christy Lindsay, Maryville (Mo.).....	Fr.	21	24	1.14
2005	Nicole Zielinski, Simmons.....	Jr.	15	13	0.87
2006	Caitlin Tero, Dubuque.....	Jr.	17	16	0.94

Goals-Against Average

Season	Player, Team	Cl.	G	Min.	GA	GAA
1998	Molly Hellerman, Wellesley.....	Sr.	20	1,674	5	0.269
1999	Victoria Nusse, TCNJ.....	So.	24	1,928	4	0.187
2000	Victoria Nusse, TCNJ.....	Jr.	24	1,959	2	0.092
2001	Victoria Nusse, TCNJ.....	Sr.	20	1,622	1	0.055
2002	Mindy Hammond, Ohio Wesleyan.....	Sr.	23	1,691	3	0.160
2003	Kim McCormick, Scranton.....	Jr.	22	1,786	2	0.101
2004	Brita Nelson, Wheaton (Ill.).....	Sr.	24	1,190	2	0.151
2005	Erin Williams, Puget Sound.....	Sr.	22	2,038	3	0.132
2006	Katie Loomis, UC Santa Cruz.....	Jr.	17	1,584	2	0.114

Saves Per Game

Season	Player, Team	Cl.	G	SV	Avg.
1998	Amanda Cobb, New Jersey City.....	So.	11	237	21.55
1999	Becky Burnos, Alvernia.....	Fr.	15	302	20.13
2000	Amanda Cobb, New Jersey City.....	Sr.	18	371	20.61
2001	Lauren Bentrup, Monmouth (Ill.).....	Jr.	14	246	17.57
2002	Sara Jesuit, Marian (Wis.).....	Sr.	18	365	20.28
2003	Gina Sgroi, New Jersey City.....	So.	15	281	18.73
2004	Tiffany Lee, Trinity (D.C.).....	Fr.	14	280	20.00
2005	Melissa Peckham, Southern Vt.....	Jr.	15	300	20.00
2006	Brittney Stein, MacMurray.....	Sr.	17	264	15.53

Save Percentage*

Season	Player, Team	Cl.	G	SV	GA	Pct.
2005	Erin Williams, Puget Sound.....	Sr.	22	90	3	.968
2006	Katie Loomis, UC Santa Cruz.....	Jr.	17	61	2	.968

*Category added in 2005

Team Records

Official NCAA Division III women's soccer records began with the 1982 season and are based on information submitted to the NCAA statistics service by institutions participating in the statistics rankings. Annual champions started in the 1998 season, which was the first year the NCAA compiled weekly leaders. In statistical rankings, the rounding of percentages and/or averages may indicate ties where none exist. In these cases, the numerical order of the rankings is accurate.

Scoring

POINTS

Game
114—Neb. Wesleyan vs. Dana, Nov. 1, 1996

GOALS

Game
33—Neb. Wesleyan vs. Dana, Nov. 1, 1996

Season
173—Neb. Wesleyan, 1996 (23 games)

GOALS PER GAME

Season
7.52—Neb. Wesleyan, 1996 (173 goals in 23 games)

ASSISTS

Game
48—Neb. Wesleyan vs. Dana, Nov. 1, 1996

Defense

SAVES

Game
55—Alvernia vs. Wesley, Sept. 25, 1999

Season
398—Lake Erie, 2000 (20 games)

SAVES PER GAME

Season
24.17—Juniata, 1995 (290 in 12 games)

SAVE PERCENTAGE

Season
.968—Puget Sound, 2005 (90 saves, 3 GA in 22 games)

GOALS-AGAINST AVERAGE

Season
0.050—TCNJ, 2001 (1 GA in 1,800 min.)

SHUTOUTS

Season
22—Wheaton (Mass.), 2004 (26 games)

SHUTOUT PERCENTAGE

Season
.950—TCNJ, 2001 (19 in 20 games)

Miscellaneous

CONSECUTIVE WINS

60—Ohio Wesleyan, Sept. 5, 2001 to Oct. 22, 2003

CONSECUTIVE GAMES WITHOUT A LOSS

60—Ohio Wesleyan, Sept. 5, 2001 to Oct. 22, 2003

CONSECUTIVE HOME WINS

38—Willamette, Sept. 14, 2000 to Oct. 25, 2003

CONSECUTIVE HOME GAMES WITHOUT A LOSS

74—Willamette, 1997 to Sept. 15, 2004

CONSECUTIVE CONFERENCE WINS (Includes conference tournaments)

70—Wis.-Stevens Point, Sept. 13, 1997 to Sept. 30, 2003

CONSECUTIVE CONFERENCE GAMES WITHOUT A LOSS (Includes conference tournaments)

95—Oneonta St., Sept. 8, 1999 to present

CONSECUTIVE SHUTOUTS

20—Puget Sound, Sept. 11, 2005 to Nov. 19, 2005

WINS IN A SEASON

25—Wheaton (Ill.), 2004

CONSECUTIVE WINNING SEASONS

25—Ithaca, 1982 to present; Rochester (N.Y.), 1982 to present

MOST IMPROVED WON-LOST RECORD

10½—Olivet, 1997 (5-13-1) to 1998 (16-3-0); Rhodes, 1990 (0-14-1) to 1991 (10-3-1)

TIES IN A SEASON

7—Augsburg, 2005; Russell Sage, 2005; Ithaca, 1989

0-0 TIES IN A SEASON

5—Ithaca, 1989

OVERTIME GAMES IN A SEASON

10—Ithaca, 1989 (4-1-5 in OT games)

Team Leaders

Game

POINTS

No.	Player, Team vs. Opponent	Date
114	Neb. Wesleyan vs. Dana	Nov. 1, 1996
74	Neb. Wesleyan vs. McPherson	Oct. 7, 1994
68	Neb. Wesleyan vs. Midland Lutheran	Sept. 20, 1997
59	Simpson vs. Buena Vista	Oct. 10, 2001
58	Luther vs. William Penn	Nov. 6, 1996
56	Webster vs. Stephens	Sept. 6, 2001
53	Neb. Wesleyan vs. Midland Lutheran	Oct. 2, 1999
52	Benedictine (Ill.) vs. Mount Mary	Oct. 21, 2000
52	Ohio Northern vs. Defiance	Oct. 7, 1997
51	Luther vs. Upper Iowa	Nov. 2, 2002
51	Hardin-Simmons vs. Concordia-Austin	Sept. 18, 2000
50	Kalamazoo vs. Adrian	Oct. 27, 1998
50	Edgewood vs. Lakeland	Sept. 10, 1997
48	Grinnell vs. Knox	Sept. 27, 2005
48	Kalamazoo vs. St. Mary's (Ind.)	Oct. 7, 2000
47	St. Catherine vs. Milwaukee Engr.	Sept. 10, 2000

GOALS

No.	Player, Team vs. Opponent	Date
33	Neb. Wesleyan vs. Dana	Nov. 1, 1996
22	Neb. Wesleyan vs. McPherson	Oct. 7, 1994
21	Neb. Wesleyan vs. Midland Lutheran	Sept. 20, 1997
19	Hardin-Simmons vs. Concordia-Austin	Sept. 18, 2004
19	Simpson vs. Buena Vista	Oct. 10, 2001
19	Webster vs. Stephens	Sept. 6, 2001
19	Luther vs. William Penn	Nov. 6, 1996
18	Luther vs. Upper Iowa	Nov. 2, 2002
18	Benedictine (Ill.) vs. Mount Mary	Oct. 21, 2000
18	Kalamazoo vs. Adrian	Oct. 27, 1998
18	Ohio Northern vs. Defiance	Oct. 7, 1997
18	Wheaton (Ill.) vs. Millikin	Sept. 2, 1996
17	Castleton vs. St. Joseph (Conn.)	Oct. 13, 2004
17	Piedmont vs. Fisk	Nov. 1, 2003

No. Player, Team vs. Opponent

No.	Player, Team vs. Opponent	Date
17	Cornell College vs. Buena Vista	Sept. 22, 2001
17	Hardin-Simmons vs. Concordia-Austin	Sept. 18, 2000
17	Wis.-La Crosse vs. Wis.-Superior	Oct. 23, 1999
17	Wis.-Eau Claire vs. Wis.-Superior	Oct. 16, 1999
17	Waynesburg vs. Trinity (D.C.)	Oct. 9, 1999
17	Neb. Wesleyan vs. Midland Lutheran	Oct. 2, 1999

ASSISTS

No.	Player, Team vs. Opponent	Date
48	Neb. Wesleyan vs. Dana	Nov. 1, 1996
30	Neb. Wesleyan vs. McPherson	Oct. 7, 1994
27	Neb. Wesleyan vs. Northwestern (Iowa)	Sept. 4, 1996
26	Neb. Wesleyan vs. Midland Lutheran	Sept. 20, 1997
21	Webster vs. MacMurray	Sept. 8, 2003
21	Simpson vs. Buena Vista	Oct. 10, 2001
20	Luther vs. William Penn	Nov. 6, 1996
19	Neb. Wesleyan vs. Midland Lutheran	Oct. 2, 1999
18	Webster vs. Stephens	Sept. 6, 2001
18	Edgewood vs. Lakeland	Sept. 10, 1997
17	Kalamazoo vs. Alma	Sept. 30, 2000
17	Hardin-Simmons vs. Concordia-Austin	Sept. 18, 2000
16	Grinnell vs. Knox	Sept. 27, 2005
16	Benedictine (Ill.) vs. Mount Mary	Oct. 21, 2000
16	Kalamazoo vs. St. Mary's (Ind.)	Oct. 7, 2000
16	Neb. Wesleyan vs. Midland Lutheran	Oct. 3, 2000
16	Ohio Northern vs. Defiance	Oct. 7, 1997
16	Cortland St. vs. Mt. St. Vincent	1992
16	St. Mary's (Minn.) vs. Augsburg	1986

SAVES

No.	Player, Team vs. Opponent	Date
55	Alvernia vs. Wesley	Sept. 25, 1999
51	Juniata vs. Messiah	Sept. 5, 1995
44	Lake Erie vs. Penn St.-Behrend	Oct. 17, 2000
44	Wis.-Superior vs. Northwestern (Minn.)	Sept. 11, 1999
43	Daniel Webster vs. Emerson	Oct. 21, 1998
43	Wooster vs. Denison	Oct. 1, 1985
42	Upper Iowa vs. Luther	Oct. 18, 2003

No.	Player, Team vs. Opponent	Date
42	MacMurray vs. Principia	Oct. 9, 1999
42	Buffalo St. vs. Niagara	1992
41	Buena Vista vs. Northwestern (Iowa)	Sept. 27, 2001
41	Guilford vs. Western Caro.	Oct. 3, 1999
41	Colby-Sawyer vs. Plymouth St.	Oct. 22, 1998
41	Lake Erie vs. Wilmington (Ohio)	Oct. 2, 1995
41	Colby-Sawyer vs. Bates	Oct. 17, 1985
40	Wis.-Superior vs. Wis.-River Falls	Sept. 22, 2002
40	Agnes Scott vs. Meredith	Oct. 23, 1998
40	Goucher vs. St. Mary's (Minn.)	1991

Season

GOALS PER GAME

Team	Year	Games	No.	Avg.
Neb. Wesleyan	1996	23	173	7.52
Kalamazoo	1998	21	135	6.43
Hardin-Simmons	2006	24	135	5.63
Chestnut Hill	2003	18	97	5.39
Dallas	2002	18	96	5.33
Heidelberg	1990	17	89	5.24
Olivet	1998	19	99	5.21
Neb. Wesleyan	1997	20	103	5.15
Heidelberg	1991	17	87	5.12
Luther	2001	21	107	5.10
Hardin-Simmons	2004	22	112	5.09
La Roche	2000	20	101	5.05
Principia	2000	20	101	5.05
Webster	2000	21	106	5.05
Methodist	2006	22	111	5.05
Simmons	2005	16	80	5.00
Hardin-Simmons	2002	18	90	5.00
Lakeland	2002	20	100	5.00
Principia	2001	19	95	5.00
Kalamazoo	1993	19	95	5.00

GOALS

Team	Year	Games	Goals
Neb. Wesleyan	1996	23	173
Hardin-Simmons	2006	24	135
Kalamazoo	1998	21	135
St. Mary's (Minn.)	1986	24	116
Bay Path	2002	23	114
Hardin-Simmons	2004	22	112
Methodist	2006	22	111
Wis.-Stevens Point	2000	27	111
Edgewood	1998	22	109
Western New Eng.	1998	22	109
Wheaton (Ill.)	2004	26	108
Luther	2001	21	107
Hardin-Simmons	2005	22	106
Webster	2000	21	106
Lynchburg	1999	24	104
Ohio Northern	1997	22	104
St. Scholastica	2004	22	103
Neb. Wesleyan	1997	20	103
Wheaton (Mass.)	2003	25	102
Loras	2002	23	102
Trinity (Tex.)	2000	22	102

GOALS-AGAINST AVERAGE (Min. 1,200 Minutes)

Team	Year	GA	Min.	GAA
TCNJ	2001	1	1,800	0.050
TCNJ	2000	3	2,243	0.120
Scranton	2003	3	2,191	0.123
Wash. & Lee	2006	3	2,130	0.127
Puget Sound	2005	3	2,038	0.132
UC Santa Cruz	2006	3	2,003	0.135
TCNJ	1999	4	2,248	0.160
Ohio Wesleyan	2002	4	2,183	0.165
TCNJ	2005	4	2,070	0.174
UC San Diego	1989	4	2,045	0.176
Trinity (Tex.)	2004	3	1,531	0.176
William Smith	1988	4	1,926	0.187
William Smith	1991	4	1,860	0.194
Plymouth St.	1988	4	1,800	0.200
TCNJ	1993	5	2,247	0.200
Plymouth St.	1994	4	1,710	0.210

Team	Year	GA	Min.	GAA
William Smith	2005	4	1,644	0.219
Hardin-Simmons	2004	5	2,000	0.225
Wellesley	1999	5	1,890	0.238
Messiah	2002	6	2,235	0.242

SAVES PER GAME

Team	Year	Games	Saves	Avg.
Juniata	1995	12	290	24.17
Colby-Sawyer	1985	16	360	22.50
Albright	2000	17	379	22.29
Daniel Webster	1995	12	259	21.58
New Jersey City	1998	11	237	21.55
Agnes Scott	1992	15	313	20.87
Colby-Sawyer	1982	13	271	20.85
Daniel Webster	1996	14	291	20.79
New Jersey City	2000	18	371	20.61
Marian (Wis.)	2002	18	365	20.28
Lake Erie	2000	20	398	19.90
Alvernia	1999	16	317	19.81
Millsaps	1998	18	356	19.78
Wis.-Superior	2000	15	296	19.73
Sweet Briar	1998	16	314	19.63
Notre Dame (Md.)	1989	11	214	19.45
Marymount (Va.)	1994	18	350	19.44
Earlham	1990	16	311	19.44
McDaniel	1993	15	289	19.27
SUNYIT	1998	18	345	19.17

SAVES

Team	Year	Games	Saves
Lake Erie	2000	20	398
Albright	2000	17	379
New Jersey City	2000	18	371
Marian (Wis.)	2002	18	365
Colby-Sawyer	1985	16	360
Millsaps	1998	18	356
Marymount (Va.)	1994	18	350
SUNYIT	1998	18	345
King's (Pa.)	1998	18	330
Bryn Mawr	1998	19	326
Southern Me.	1994	18	322
Guilford	1999	19	319
La Roche	2000	20	317
Alvernia	1999	16	317
Colby-Sawyer	1998	20	316
Sweet Briar	1998	16	314
Agnes Scott	1992	15	313
Earlham	1990	16	311
Clarkson	1995	17	307
Wheaton (Mass.)	1993	19	307

SAVE PERCENTAGE

Team	Year	Games	Saves	GA	Pct.
Puget Sound	2005	22	90	3	.968
UC Santa Cruz	2006	21	70	3	.959
Scranton	2003	24	64	3	.955
William Smith	2005	18	65	4	.942
Macalester	2005	22	92	6	.939
Wash. & Lee	2006	23	43	3	.935
Grinnell	2006	19	89	7	.927
Hope	2005	21	88	7	.926
Lynchburg	2005	23	73	6	.924
Ithaca	2005	19	109	9	.924
Wis.-Stout	2005	18	141	12	.922
Calvin	2006	23	70	6	.921

SHUTOUT PERCENTAGE

Team	Year	Games	No.	Pct.
TCNJ	2001	20	19	.950
Puget Sound	2005	22	20	.909
Scranton	2003	24	21	.875
TCNJ	2000	24	21	.875
TCNJ	1993	24	21	.875
Wash. & Lee	2006	23	20	.870
TCNJ	2005	23	20	.870
UC Santa Cruz	2006	21	18	.857
UC San Diego	1989	21	18	.857
William Smith	1991	20	17	.850
Wheaton (Mass.)	2004	26	22	.846
William Smith	2005	18	15	.833
Puget Sound	2004	24	20	.833
Ohio Wesleyan	2002	24	20	.833
TCNJ	1999	24	20	.833

Team	Year	Games	No.	Pct.
Plymouth St.	1994	18	15	.833
Trinity (Tex.)	2004	17	14	.824
Hardin-Simmons	2004	22	18	.818
DePauw	1999	21	17	.809
William Smith	1988	20	16	.800

SHUTOUTS

Team	Year	Games	Shutouts
Wheaton (Mass.)	2004	26	22
Scranton	2003	24	21
TCNJ	2000	24	21
TCNJ	1993	24	21
Wash. & Lee	2006	23	20
Puget Sound	2005	22	20
TCNJ	2005	23	20
Puget Sound	2004	24	20
Ohio Wesleyan	2002	24	20
TCNJ	1999	24	20
Wheaton (Mass.)	2003	25	19
TCNJ	2001	20	19
Ithaca	1989	25	19
Lynchburg	2005	23	18
Hardin-Simmons	2004	22	18
Lynchburg	2004	24	18
Wheaton (Ill.)	2004	26	18
Oneonta St.	2003	25	18
Messiah	2002	24	18
Hardin-Simmons	2001	25	18
Oneonta St.	1999	23	18
Macalester	1998	23	18
Ithaca	1991	24	18
Cortland St.	1990	25	18
UC San Diego	1989	21	18
UC San Diego	1988	23	18

Miscellaneous

CONSECUTIVE WINS

No.	Team	From	To
60	Ohio Wesleyan	Sept. 5, 2001	Oct. 22, 2003
34	TCNJ	Sept. 29, 2000	Nov. 4, 2001
29	Wheaton (Ill.)	Sept. 4, 2004	Sept. 15, 2005
26	Heidelberg	1990	1991
23	Messiah	Aug. 30, 2002	Nov. 30, 2002
23	Edgewood	Sept. 6, 1996	Sept. 4, 1997
22	TCNJ	Sept. 3, 2005	Nov. 26, 2005
22	UC San Diego	Sept. 30, 1996	Sept. 16, 1997
20	Messiah	Sept. 3, 2005	Nov. 19, 2005
20	Wheaton (Mass.)	Aug. 31, 2001	Oct. 28, 2001
20	Plattsburgh St.	Sept. 3, 1998	Sept. 2, 1999
20	Cortland St.	1990	1990
19	St. Scholastica	Sept. 2, 2004	Oct. 29, 2004
19	Wheaton (Mass.)	Sept. 14, 2003	Nov. 16, 2003
19	Wheaton (Mass.)	Sept. 15, 2002	Nov. 17, 2002
19	Ohio Wesleyan	Sept. 1, 1999	Nov. 5, 1999
19	Gordon	Sept. 15, 1993	Sept. 24, 1994

CONSECUTIVE GAMES WITHOUT A LOSS

No.	Team	From	To
60	Ohio Wesleyan	Sept. 5, 2001	Oct. 22, 2003
34	TCNJ	Sept. 29, 2000	Nov. 4, 2001
32	TCNJ	Sept. 26, 1993	Oct. 20, 1994
30	Messiah	Sept. 3, 2005	Oct. 21, 2006
29	Wheaton (Ill.)	Sept. 4, 2004	Sept. 15, 2005
29	Messiah	Oct. 17, 2001	Nov. 30, 2002
29	Emory	Sept. 18, 1998	Oct. 16, 1999
27	Macalester	Nov. 3, 2004	Nov. 18, 2005
27	UC San Diego	Oct. 12, 1992	Nov. 7, 1993
27	Heidelberg	1990	1991
25	Wheaton (Mass.)	Sept. 2, 2004	Nov. 21, 2004
25	Cortland St.	1990	1991
24	Ithaca	Sept. 2, 1989	Nov. 11, 1989
23	TCNJ	Sept. 1, 1999	Nov. 13, 1999
23	Willamette	Sept. 7, 1998	Nov. 15, 1998
23	Edgewood	Sept. 6, 1996	Sept. 4, 1997

CONSECUTIVE HOME WINS

(Includes conference and NCAA tournaments)

No.	Team	From	To
38	Willamette	Sept. 14, 2000	Oct. 25, 2003
33	Ohio Wesleyan	Sept. 15, 2001	Nov. 1, 2003
32	Puget Sound	Oct. 23, 1999	Oct. 18, 2003
31	Trinity (Tex.)	Sept. 29, 1999	Aug. 30, 2002
31	Wheaton (Mass.)	Oct. 7, 1999	Oct. 28, 2001
31	Macalester	Sept. 1, 1999	Oct. 26, 2001
30	Messiah	Sept. 1, 2004	Oct. 21, 2006
23	Oneonta St.	Oct. 16, 1996	Oct. 6, 1999
23	Ohio Northern	Nov. 3, 1996	Oct. 28, 1998
22	TCNJ	Oct. 29, 1999	Sept. 21, 2002
22	UC San Diego	Sept. 30, 1996	Sept. 12, 1998
20	Oneonta St.	Oct. 16, 1999	Oct. 27, 2001
20	Anna Maria	Oct. 9, 1996	Oct. 17, 1998
19	Salisbury	Oct. 7, 1995	Sept. 27, 1997
18	Wis.-Stevens Point	Sept. 28, 2000	Oct. 27, 2001
18	Wis.-Stevens Point	Oct. 8, 1998	Sept. 19, 2000

CONSECUTIVE HOME GAMES WITHOUT A LOSS

(Includes conference and NCAA tournaments)

No.	Team	From	To
74	Willamette	1997	Sept. 15, 2004
69	TCNJ	Oct. 17, 1998	Oct. 14, 2006
52	Macalester	1997	2002
47	Wheaton (Ill.)	Oct. 2, 2002	Sept. 1, 2006
46	Oneonta St.	Oct. 16, 1996	Oct. 27, 2001
36	Puget Sound	Oct. 23, 1999	Nov. 8, 2003
36	TCNJ	1990	Oct. 20, 1994
33	Ohio Wesleyan	Sept. 15, 2001	Nov. 1, 2003
32	Ithaca	Oct. 19, 1991	Sept. 16, 1995
31	Trinity (Tex.)	Sept. 29, 1999	Aug. 30, 2002
31	Wheaton (Mass.)	Oct. 7, 1999	Oct. 28, 2001
30	Messiah	Sept. 1, 2004	Oct. 21, 2006
29	Wis.-Stevens Point	Sept. 28, 2000	Nov. 16, 2002
28	Stevens Institute	Oct. 20, 2004	present
26	Chapman	2000	Oct. 23, 2002
23	Ohio Northern	Nov. 3, 1996	Oct. 28, 1998

CONSECUTIVE CONFERENCE WINS

(Includes conference tournaments)

No.	Team	From	To
70	Wis.-Stevens Point	Sept. 13, 1997	Sept. 30, 2003
54	Oneonta St.	Oct. 2, 1998	Sept. 26, 2003
49	Stevens Institute	Oct. 11, 2000	present
47	Wheaton (Mass.)	Oct. 21, 2000	Oct. 19, 2004
45	Webster	Oct. 27, 2000	Sept. 21, 2004
43	Wheaton (Ill.)	Sept. 6, 1995	Oct. 2, 2001
41	Trinity (Tex.)	Sept. 26, 1999	Oct. 26, 2003
38	Macalester	Oct. 30, 1996	Oct. 11, 2000
37	Kalamazoo	Sept. 20, 1989	Sept. 17, 1993
35	Ohio Wesleyan	Sept. 26, 2000	Oct. 22, 2003
33	Edgewood	Sept. 7, 1995	Oct. 7, 1997
32	Penn St.-Behrend	Sept. 27, 1997	Oct. 28, 2001
31	Scranton	Sept. 18, 1999	Oct. 5, 2002
31	Lynchburg	Oct. 21, 1998	Oct. 20, 2001
29	Heidelberg	1992	1994
27	TCNJ	Oct. 1, 2000	Oct. 26, 2002
27	Mary Washington	Sept. 15, 1995	Oct. 12, 2000

CONSECUTIVE CONFERENCE GAMES WITHOUT A LOSS

(Includes conference tournaments)

No.	Team	From	To
95	Oneonta St.	Sept. 8, 1999	present
78	Wheaton (Mass.)	Oct. 21, 2000	present
72	Wis.-Stevens Point	Sept. 13, 1997	Oct. 19, 2003
58	Webster	Sept. 7, 2000	Sept. 21, 2004
49	Stevens Institute	Oct. 11, 2000	present
47	Messiah	Oct. 25, 2000	Nov. 4, 2006
47	Mary Washington	Sept. 15, 1995	Oct. 12, 2000
45	Wis.-Stevens Point	Sept. 23, 1992	Oct. 27, 1996
43	Scranton	Sept. 18, 1999	Nov. 8, 2003
43	Wheaton (Ill.)	Sept. 6, 1995	Oct. 2, 2001
43	Macalester	Oct. 30, 1996	Sept. 19, 2001
41	Trinity (Tex.)	Sept. 26, 1999	Oct. 26, 2003
37	Kalamazoo	Sept. 20, 1989	Sept. 17, 1993
36	Lynchburg	Oct. 21, 1998	Sept. 25, 2002
35	Ohio Wesleyan	Sept. 26, 2000	Oct. 22, 2003
35	Allegheny	1985	1989

CONSECUTIVE SHUTOUTS

No.	Team	From	To
20	Puget Sound	Sept. 11, 2005	Nov. 19, 2005
19	TCNJ	Sept. 1, 2001	Nov. 4, 2001
15	TCNJ	Sept. 21, 2005	Nov. 20, 2005
13	Messiah	Sept. 25, 2002	Nov. 16, 2002
12	TCNJ	Oct. 7, 2000	Nov. 18, 2000
12	Wellesley	Sept. 14, 1998	Oct. 17, 1999
12	Kalamazoo	Sept. 12, 1990	Oct. 11, 1990
12	William Smith	Sept. 18, 1988	Oct. 21, 1988
11	Wheaton (Mass.)	Oct. 9, 2004	Nov. 14, 2004
11	Ohio Wesleyan	Sept. 17, 2002	Oct. 26, 2002
11	TCNJ	1993	Sept. 25, 1994
11	UC San Diego	Sept. 10, 1989	Oct. 13, 1989
10	TCNJ	Sept. 28, 2002	Nov. 8, 2002
10	Salisbury	Sept. 29, 2001	Oct. 25, 2001
10	Oneonta St.	Sept. 15, 2001	Oct. 5, 2001
10	Kalamazoo	Oct. 4, 1997	Nov. 2, 1997
10	TCNJ	Sept. 24, 1997	Oct. 27, 1997
10	Macalester	Sept. 9, 1997	Oct. 10, 1997
10	Macalester	Sept. 15, 1996	Oct. 16, 1996
10	Gust. Adolphus	Sept. 2, 1995	Oct. 4, 1995
10	Ithaca	Oct. 7, 1990	Sept. 14, 1991

SEASON WINS

No.	Team	Year
25	Wheaton (Ill.)	2004
24	Ohio Wesleyan	2002
23	Wheaton (Mass.)	2004
23	Wheaton (Mass.)	2003
23	Messiah	2002
23	TCNJ	2000
23	Wheaton (Mass.)	1999
22	Messiah	2005
22	TCNJ	2005
22	Puget Sound	2004
22	Scranton	2003
22	Wheaton (Mass.)	2002
22	Ohio Wesleyan	2001
22	Wis.-Stevens Point	2000
22	Macalester	1998
22	Edgewood	1996
22	TCNJ	1994
22	Cortland St.	1990

CONSECUTIVE WINNING SEASONS

No.	Team	From	To
25	Rochester (N.Y.)	1982	present
25	Ithaca	1982	present
23	William Smith	1984	present
20	Mary Washington	1986	2005
19	Wis.-Stevens Point	1988	present
18	Emory	1989	present
18	Macalester	1989	present
18	Plymouth St.	1982	2000
18	St. Mary's (Minn.)	1982	1999
17	TCNJ	1990	present
17	Kalamazoo	1985	2001
15	Richard Stockton	1990	2004
14	Wash. & Lee	1993	present
14	Cortland St.	1982	1995
13	Western Conn. St.	1994	present
13	Gust. Adolphus	1990	2002
13	Connecticut Col.	1986	1998

MOST IMPROVED WON-LOST RECORD

Team	Year	W-L-T	Previous	\$Improved
Olivet (Mark Fales)	1998	16-3-0	5-13-1	10½
Rhodes (Andy Marcinko)	1991	10-3-1	0-14-1	10½
Benedictine (Ill.) (Brenton Joseph)	2000	14-5-0	4-15-0	10
Adrian (Rick Guitierrez)	2002	12-7-1	3-17-0	9½
Framingham St. (Sarah Behn)	1998	16-3-0	5-11-1	9½
Centre (Gina Nicoletti)	1995	15-5-0	4-13-1	9½
Marymount (Va.) (Bob Meden)	1988	14-2-1	5-12-0	9½
Swarthmore (Todd Anckaitis)	2006	15-5-1	3-11-3	9
Maryville (Mo.) (Eric Delabar)	2004	16-4-1	7-13-0	9
Pomona-Pitzer (Jen Scanlon)	2004	8-5-4	1-16-1	9
Neb. Wesleyan (Taylor Haynes)	2003	13-6-0	4-15-0	9
Simpson (Aziz Haffar)	1999	20-3-0	9-10-1	9
Ohio Wesleyan (Bob Barnes)	1998	19-3-0	8-10-1	9
Castleton (Al Alvine)	2003	15-5-1	6-13-1	8½
Concordia (Wis.) (Ryan Middendorf)	2003	12-10-0	2-17-0	8½
Goucher (Michele Hoffman)	2003	8-7-4	0-16-2	8½
Stevens Institute (Jeff Parker)	2001	16-2-1	7-10-1	8½
Wartburg (Jim Conlon)	2001	13-5-1	4-13-1	8½
N.C. Wesleyan (Rob Donnenwirth)	1996	15-3-2	6-11-0	8½
Wilmington (Ohio) (Steve Spirk)	1993	17-3-0	7-10-0	8½
Ohio Northern (Joe Campoli)	1990	13-2-0	4-10-1	8½
Emory (Michael Sabatelle)	1989	15-3-2	5-10-2	8½

\$To determine games improved, add the difference in victories between the two seasons to the difference in losses, then divide by two; ties not counted. Includes postseason.

Annual Team Champions

Scoring Offense

Season	Team	G	GO	Avg.
1998	Kalamazoo	21	135	6.43
1999	Trinity (Tex.)	20	91	4.55
2000	La Roche	20	101	5.05
	Principia	20	101	5.05
2001	Luther	21	107	5.10
2002	Dallas	18	96	5.33
2003	Chestnut Hill	18	97	5.39
2004	Hardin-Simmons	22	112	5.09
2005	Simmons	16	80	5.00
2006	Hardin-Simmons	24	135	5.63

Goals-Against Average

Season	Team	G	Min.	GA	GAA
1998	Wellesley	21	2,035	6	0.265
1999	TCNJ	24	2,248	4	0.160
2000	TCNJ	24	2,243	3	0.120
2001	TCNJ	20	1,800	1	0.050
2002	Ohio Wesleyan	24	2,183	4	0.165
2003	Scranton	24	2,191	3	0.123
2004	Trinity (Tex.)	17	1,531	3	0.176
2005	Puget Sound	22	2,038	3	0.132
2006	Wash. & Lee	23	2,130	3	0.127

Shutout Percentage

Season	Team	G	SO	Pct.
1998	Wellesley	21	16	.762
1999	TCNJ	24	20	.833
2000	TCNJ	24	21	.875
2001	TCNJ	20	19	.950
2002	Ohio Wesleyan	24	20	.833
2003	Scranton	24	21	.875
2004	Wheaton (Mass.)	26	22	.846
2005	Puget Sound	22	20	.909
2006	Wash. & Lee	23	20	.870

Winning Percentage

Season	Team	W	L	T	*Pct.
1998	Macalester	21	1	1	.935
1999	Ohio Wesleyan	19	1	0	.950
2000	TCNJ	23	1	0	.958
2001	Ohio Wesleyan	22	1	0	.957
2002	Ohio Wesleyan	24	0	0	1.000
2003	Scranton	22	1	1	.938
2004	Wheaton (Ill.)	25	1	0	.962
2005	Messiah	22	0	1	.978
2006	Calvin	22	0	1	.978

*Ties counted as half won, half lost.

Most Improved Won-Lost Record

Season	Team	W-L-T	Previous	\$Improved
1998	Olivet.....	16-3-0	5-13-1	10½
1999	Simpson.....	20-3-0	9-10-1	9
2000	Benedictine (Ill.).....	14-5-0	4-15-0	10
2001	Stevens Institute.....	16-2-1	7-10-1	8½
	Wartburg.....	13-5-1	4-13-1	8½
2002	Adrian.....	12-7-1	3-17-0	9½
2003	Neb. Wesleyan.....	13-6-0	4-15-0	9
2004	Maryville (Mo.).....	16-4-1	7-13-0	9
	Pomona-Pitzer.....	8-5-4	1-16-1	9
2005	Catholic.....	18-1-2	10-9-1	8
	Phila. Biblical.....	14-7-1	3-12-3	8
2006	Swarthmore.....	15-5-1	3-11-3	9

\$To determine games improved, add the difference in victories between the two seasons to the difference in losses, then divide by two; ties not counted. Includes postseason.

Save Percentage*

Season	Team	G	Saves	GA	Pct.
2005	Puget Sound.....	22	90	3	.968
2006	UC Santa Cruz.....	21	70	3	.959

*Category added in 2005

2006 Most Improved Teams

Team	2005			2006			\$Games Improved	Coach
	W	L	T	W	L	T		
Swarthmore.....	3	11	3	15	5	1	9	Todd Anckaitis
Carleton.....	3	11	2	12	5	3	7½	Keren Gudeman
Manhattanville.....	7	13	1	14	5	3	7½	Matt Paton
Wilmington (Ohio).....	4	11	3	11	3	4	7½	Steve Spirk
Methodist.....	9	11	1	16	4	2	7	Tony Tommasi
Brockport St.	8	8	2	16	3	1	6½	Joan Schockow
Cabrini.....	4	12	0	11	6	3	6½	Ken Prothero
Husson.....	8	8	3	17	4	1	6½	Ken Bosley
MIT.....	4	13	0	10	6	2	6½	Krista Fulton
Muhlenberg.....	4	10	2	13	6	0	6½	Leslie Benintend
Richard Stockton.....	7	10	3	15	5	3	6½	Nick Juengert
Anna Maria.....	0	17	0	7	12	0	6	Ralph Kay
Transylvania.....	10	8	2	16	2	0	6	Michael Fulton
Alvernia.....	3	14	1	7	7	2	5½	Jennifer Amos
Middlebury.....	7	6	2	15	3	1	5½	Peter Kim
Mount Ida.....	4	11	0	12	8	0	5½	Joe Campbell
Texas Lutheran.....	6	9	2	14	6	0	5½	Mike Alderson
Cal St. East Bay.....	7	10	2	12	5	1	5	Amy Foreman
Chapman.....	6	11	3	12	7	0	5	Courtney Hall
St. Scholastica.....	11	6	4	18	3	1	5	Dave Reyelts
Washington-St. Louis.....	11	7	1	17	3	0	5	Wendy Dillinger

\$To determine games improved, add the difference in victories between the two seasons to the difference in losses, then divide by two; ties not counted. Includes postseason.

Final Coaches' Polls

NOTE: Poll conducted by the Intercollegiate Soccer Coaches Association of America until 1995. The National Soccer Coaches Association of America assumed responsibility in 1996.

1992

1. TCNJ
2. Plymouth St.
3. Cal Lutheran
4. Ithaca
5. N.C. Wesleyan
6. Cortland St.
7. Denison
8. Macalester
9. Kean
10. Williams
11. UC San Diego
12. Ohio Wesleyan
13. William Smith
14. Mary Washington
15. Rochester (N.Y.)
16. Bowdoin
17. Trinity (Conn.)
18. Geneseo St.
19. Salem St.
20. Washington-St. Louis

1993

1. William Smith
2. Ithaca
3. Trinity (Tex.)
4. UC San Diego
5. Williams
6. TCNJ
7. Geneseo St.
8. Gettysburg
9. Mass.-Dartmouth
10. Methodist
11. Gust. Adolphus
12. Cortland St.
13. Denison
14. Plymouth St.
15. Cal Lutheran
16. Rochester (N.Y.)
17. N.C. Wesleyan
18. Kalamazoo
19. Wis.-Stevens Point
20. Bowdoin

1994

1. UC San Diego
2. TCNJ
3. Gettysburg
4. Plymouth St.
5. William Smith
6. N.C. Wesleyan
7. Ithaca
8. Wilmington (Ohio)
9. Wis.-Stevens Point
10. Mary Washington
11. Williams
12. Cortland St.
13. Gust. Adolphus
14. Methodist
15. Skidmore
16. St. Mary's (Minn.)
17. Geneseo St.

18. Worcester St.
19. Mass.-Dartmouth
20. Randolph-Macon

1995

1. TCNJ
2. William Smith
3. Trinity (Tex.)
4. Binghamton
5. Richard Stockton
6. UC San Diego
7. Bowdoin
8. Methodist
9. Amherst
10. Gust. Adolphus
11. Heidelberg
12. Wis.-Stevens Point
13. Randolph-Macon
14. Plattsburgh St.
15. Williams
16. Cal Lutheran
17. Emory
18. Macalester
19. Rochester (N.Y.)
20. Washington-St. Louis
21. Plymouth St.
22. Mary Washington
23. Brockport St.
24. Wm. Paterson
25. St. Mary's (Minn.)
26. Wittenberg

1996

1. UC San Diego
2. TCNJ
3. Amherst
4. Chicago
5. Trinity (Tex.)
6. Macalester
7. Ithaca
8. Bates
9. Binghamton
10. Wilmington (Ohio)
11. Randolph-Macon
12. Williams
13. Rochester (N.Y.)
14. Emory
15. Richard Stockton
16. Heidelberg
17. Gust. Adolphus
18. Kean
19. Wooster
20. Cal Lutheran
21. Bowdoin
22. Skidmore
23. N.C. Wesleyan
24. William Smith
25. Washington-St. Louis

1997

1. UC San Diego
2. William Smith
3. Washington-St. Louis
4. Elizabethtown
5. Mary Washington
6. Macalester
7. Amherst
8. Middlebury
9. Calvin
10. Plymouth St.
11. Wm. Paterson
12. Rochester (N.Y.)
13. St. Thomas (Minn.)
14. Trinity (Tex.)
15. Richard Stockton
16. Gust. Adolphus
17. TCNJ
18. N.C. Wesleyan
19. Nazareth
20. Bowdoin
21. Cal Lutheran
22. Western Conn. St.
23. Gettysburg
24. St. Benedict
25. Kalamazoo

1998

1. Macalester
2. TCNJ
3. Willamette
4. Ithaca
5. Washington-St. Louis
6. Mary Washington
7. Tufts
8. Connecticut Col.
9. Emory
10. Wellesley
11. William Smith
12. Williams
13. Richard Stockton
14. Chicago
15. Ohio Wesleyan
16. St. Benedict
17. Trinity (Tex.)
18. Amherst
19. Rochester (N.Y.)
20. UC San Diego
21. Wm. Paterson
22. Clark (Mass.)
23. Kalamazoo
24. Wheaton (Ill.)
25. Wis.-Stevens Point

1999

1. UC San Diego
2. TCNJ
3. Macalester
4. Williams
5. Wheaton (Ill.)
6. Nazareth
7. Trinity (Tex.)
8. DePauw
9. Puget Sound
10. N.C. Wesleyan
11. Wellesley
12. Willamette

13. Ohio Wesleyan
14. Chicago
15. Oneonta St.
16. William Smith
17. Denison
18. Lynchburg
19. Wis.-Stevens Point
20. Kalamazoo
21. Elizabethtown
22. Wheaton (Mass.)
23. UC Santa Cruz
24. Scranton
25. Cal Lutheran

2000

1. TCNJ
2. Tufts
3. Trinity (Tex.)
4. Wis.-Stevens Point
5. Ohio Wesleyan
6. William Smith
7. Willamette
8. Salisbury
9. Wheaton (Ill.)
10. Emory
11. Messiah
12. Oneonta St.
13. Chapman
14. Wheaton (Mass.)
15. Macalester
16. DePauw
17. Puget Sound
18. Nazareth
19. Western Conn. St.
20. N.C. Wesleyan
21. Wilmington (Ohio)
22. Scranton
23. Cal Lutheran
24. Middlebury
25. Denison

2001

1. Ohio Wesleyan
2. Amherst
3. Willamette
4. Wheaton (Ill.)
5. TCNJ
6. William Smith
7. Lynchburg
8. Scranton
9. Wis.-Stevens Point
10. Puget Sound
11. Union (N.Y.)
12. Western Conn. St.
13. Messiah
14. Redlands
15. Trinity (Tex.)
16. DePauw
17. Hardin-Simmons
18. Muhlenberg
19. Emory
20. Wheaton (Mass.)
21. Albion
22. St. Thomas (Minn.)
23. Nazareth
24. Williams
25. Macalester

2002

1. Ohio Wesleyan
2. Messiah
3. Trinity (Tex.)
4. William Smith
5. Wheaton (Ill.)
6. Wheaton (Mass.)
7. Puget Sound
8. TCNJ
9. Willamette
10. St. Thomas (Minn.)
11. DePauw
12. Keene St.
13. New York U.
14. Chicago
15. Wis.-Stevens Point
16. Wash. & Lee
17. Tufts
18. Nazareth
19. Chapman
20. Wooster
21. Union (N.Y.)
22. Texas-Dallas
23. Mary Washington
24. UC Santa Cruz
25. Rochester (N.Y.)

2003

1. Oneonta St.
2. Chicago
3. DePauw
4. TCNJ
5. Scranton
6. Wheaton (Mass.)
7. Puget Sound
8. Va. Wesleyan
9. Wheaton (Ill.)
10. Union (N.Y.)
11. Ohio Wesleyan
12. Amherst
13. Willamette
14. Wash. & Lee
15. Wilmington (Ohio)
16. Trinity (Tex.)
17. Allegheny
18. Washington-St. Louis
19. Messiah
20. Mary Washington
21. Chapman
22. Loras
23. Muhlenberg
24. William Smith
25. Hope

2004

1. Wheaton (Ill.)
2. Puget Sound
3. Wheaton (Mass.)
4. Messiah
5. Oneonta St.
6. Ohio Wesleyan
7. Hardin-Simmons
8. Mary Washington
9. Hamilton
10. Trinity (Tex.)
11. Middlebury
12. Washington-St. Louis

13. TCNJ
14. Redlands
15. Denison
16. Chicago
17. Chris. Newport
18. DePauw
19. Lynchburg
20. Chapman
21. Macalester
22. Amherst
23. Stevens Institute
24. Gettysburg
25. Otterbein

2005

1. Messiah
2. TCNJ
3. Chicago
4. Tufts
5. Puget Sound
6. Oneonta St.
7. Trinity (Tex.)
8. Denison
9. Macalester
10. Otterbein
11. Wheaton (Ill.)
12. Lynchburg
13. Rochester (N.Y.)
14. Wheaton (Mass.)
15. Va. Wesleyan
16. Stevens Institute
17. DePauw
18. Johns Hopkins
19. Bates
20. Hardin-Simmons
21. Ohio Wesleyan
22. Pomona-Pitzer
23. Union (N.Y.)
24. Wis.-Eau Claire
25. UC Santa Cruz

2006

1. Wheaton (Ill.)
2. TCNJ
3. Messiah
4. Va. Wesleyan
5. Calvin
6. Hardin-Simmons
7. Amherst
8. UC Santa Cruz
9. Trinity (Tex.)
10. Wash. & Lee
11. Washington-St. Louis
12. Rochester (N.Y.)
13. Middlebury
14. Puget Sound
15. Wis.-Eau Claire
16. Johns Hopkins
17. Oneonta St.
18. Western Conn. St.
19. Wheaton (Mass.)
20. Willamette
21. Macalester
22. Denison
23. DePauw
24. Ithaca
25. Chicago



Women's Collegiate Records

Individual Records.....	178
Team Records	182



Individual Records

Individual collegiate records are determined by comparing the best records in all three divisions (I, II, and III) in comparable categories. Official NCAA women's soccer records began with the 1982 season and are based on information submitted to the NCAA statistics service by institutions participating in the statistics rankings. Career records of players include only those years in which they competed for an NCAA member institution.

Game

POINTS

No.	Div.	Player, Team vs. Opponent	Date
20	III	Beth Byrne, Frank. & Marsh. vs. Wilkes.....	Oct. 29, 1988
18	II	Jenna Cutts, Nyack vs. Medgar Evers.....	Sept. 11, 2004
18	III	Katie Pope, Benedictine (III.) vs. Mount Mary.....	Oct. 21, 2000
16	II	Erica Maine, Wheeling Jesuit vs. Ohio Valley.....	Oct. 21, 2004
16	II	Liz Jallo, Carson-Newman vs. Converse.....	Sept. 19, 2002
16	I	Kristen Arnott, St. Francis (Pa.) vs. Youngstown St.	Oct. 18, 2000
16	II	Betsy Morgan, Winona St. vs. Bemidji St.	Oct. 22, 1997
15	III	Stephani Jones, Notre Dame (Md.) vs. Trinity (D.C.).....	Oct. 15, 2005
15	I	Libby Probst, Alabama vs. Nicholls St.	Sept. 16, 2005
15	III	Carine Carvalho, New Jersey City vs. CCNY.....	Oct. 13, 2003
15	III	Erin Goettl, Simpson vs. Upper Iowa.....	Oct. 1, 2003
15	III	Michelle Prather, Benedictine (III.) vs. MacMurray.....	Sept. 6, 2003
15	III	Alex Hutton, Guilford vs. Ferrum.....	Sept. 25, 2002
15	I	Sarah Comeaux, Mississippi vs. Northwestern St.	Nov. 1, 1996

GOALS

No.	Div.	Player, Team vs. Opponent	Date
10	III	Beth Byrne, Frank. & Marsh. vs. Wilkes.....	Oct. 29, 1988
8	II	Jenna Cutts, Nyack vs. Medgar Evers.....	Sept. 11, 2004
7	II	Erica Maine, Wheeling Jesuit vs. Ohio Valley.....	Oct. 21, 2004
7	II	Jocelyn Savastrano, St. Anselm vs. New England Col.	Sept. 1, 2004
7	III	Erin Goettl, Simpson vs. Upper Iowa.....	Oct. 1, 2003
7	III	Alex Hutton, Guilford vs. Ferrum.....	Sept. 25, 2002
7	II	Liz Jallo, Carson-Newman vs. Converse.....	Sept. 19, 2002
7	III	Katie Pettigrew, Luther vs. Clarke.....	Sept. 4, 2002
7	II	Missy Gregg, Christian Bros. vs. Millsaps.....	Aug. 30, 2002
7	I	Kristen Arnott, St. Francis (Pa.) vs. Youngstown St.	Oct. 18, 2000
7	III	Megan Owens, Knox vs. MacMurray.....	Sept. 20, 1999
7	I	Sarah Comeaux, Mississippi vs. Northwestern St.	Nov. 1, 1996

ASSISTS

No.	Div.	Player, Team vs. Opponent	Date
7	III	Amy Bornfleth, Maryville (Mo.) vs. Westminster (Mo.).....	Sept. 19, 1999
7	III	Jacquie Neuhaus, Neb. Wesleyan vs. Midland Lutheran	Sept. 20, 1997
7	III	Karen Bankiewicz, Neb. Wesleyan vs. Northwestern (Iowa) ..	Sept. 4, 1996
6	II	Ashley Spahn, Tiffin vs. Shawnee St.	Oct. 9, 2004
6	III	Sarah Carlson, Wis.-River Falls vs. Wis.-Superior.....	Sept. 28, 2004
6	III	Katie Pettigrew, Luther vs. Clarke.....	Sept. 5, 2001
6	III	Katie Pope, Benedictine (III.) vs. Mount Mary.....	Oct. 21, 2000
6	III	Annie Tock, Hanover vs. St. Mary-of-the-Woods.....	Oct. 13, 2000
6	I	Marit Foss, Jacksonville vs. Alabama A&M.....	Sept. 1, 2000
6	I	Anne-Marie Lapalme, Mercer vs. South Carolina St.	Aug. 27, 2000
6	III	Stephanie Lappen, UC Santa Cruz vs. Mills.....	Oct. 20, 1999
6	III	Trinity Tisue, Cornell College vs. Milwaukee Engr.	Oct. 4, 1998
6	II	Kerry Limardo, Molloy vs. Concordia (N.Y.).....	Sept. 29, 1997
6	I	Holly Manthei, Notre Dame vs. Villanova.....	Nov. 3, 1996
6	III	Shelly Fargo, Neb. Wesleyan vs. Dana.....	Nov. 1, 1996
6	III	Jennifer Tischeafer, Wis.-La Crosse.....	Oct. 2, 1996
6	II	Amie Johnson, Lenoir-Rhyne vs. Montreat.....	Sept. 6, 1995
6	III	Tatia Beskovich, Va. Wesleyan vs. Hollins.....	1995
6	III	Tab Sandman, Neb. Wesleyan vs. McPherson.....	Oct. 7, 1994
6	III	Sandy Shaneyfelt, Neb. Wesleyan vs. McPherson.....	Oct. 7, 1994
6	III	Nicole Sarubbi, Roger Williams vs. Johnson & Wales (R.I.)	1994
6	III	Susan Mash, Heidelberg vs. Hiram.....	1991
6	I	Colleen McMahon, Cincinnati vs. Mt. St. Joseph.....	Sept. 20, 1982

SAVES

No.	Div.	Player, Team vs. Opponent	Date
55	III	Becky Burnos, Alvernia vs. Wesley.....	Sept. 25, 1999
45	III	Carol Skrifloff, Sweet Briar vs. Roanoke.....	Sept. 25, 1997
44	III	Tracy Dolence, Lake Erie vs. Penn. St.-Behrend.....	Oct. 17, 2000
44	III	Kristi Wilke, Wis.-Superior vs. Northwestern (Minn.).....	Sept. 11, 1999
43	III	Melinda Daigneault, Daniel Webster vs. Emerson.....	Oct. 12, 1998
43	III	Dawn Crownover, Wooster vs. Denison.....	Oct. 1, 1985
42	III	Sara Besaw, Upper Iowa vs. Luther.....	Oct. 18, 2003
42	III	Holly Wachtel, MacMurray vs. Principia.....	Oct. 9, 1999
42	III	Erin Ball, Buffalo St. vs. Niagara.....	1992
41	III	Laura Sanden, Buena Vista vs. Northwestern (Iowa).....	Sept. 27, 2001

No.	Div.	Player, Team vs. Opponent	Date
41	III	Jenny Akman, Guilford vs. Western Caro.	Oct. 3, 1999
41	III	Jen Prudden, Colby-Sawyer vs. Plymouth St.	Oct. 22, 1998
41	III	Karen McHugh, Colby-Sawyer vs. Bates.....	Oct. 17, 1985
40	III	Jessica Graham, Pine Manor vs. Emerson.....	Oct. 13, 2004
40	III	Erin Johnson, Wis.-Superior vs. Wis.-River Falls.....	Sept. 22, 2002
40	III	Laura Castro, Agnes Scott vs. Meredith.....	Oct. 23, 1998
40	III	Elissa Jacobson, Goucher vs. St. Mary's (Minn.).....	1991

Season

POINTS PER GAME

Player, Team (Div.)	Year	Games	Points	Avg.
Missy Gregg, Christian Bros. (II).....	2001	22	156	7.09
Renee Vinnedge, Queens (N.C.) (II).....	1998	16	92	5.75
Collette Cunningham, Marymount (Va.) (III).....	1989	18	98	5.44
Missy Gregg, Christian Bros. (II).....	2002	25	131	5.24
Heidi Schuberth, Southern N.H. (II).....	1984	20	104	5.20
Pauliina Miettinen, Franklin Pierce (II).....	1998	21	105	5.00
Jessica Brooks, Meredith (III).....	1998	18	90	5.00
Emilie Replogle, Delaware Valley (III).....	1996	15	72	4.80
Sharma Wing, Daniel Webster (III).....	2006	9	42	4.67
Jennifer Russell, Kalamazoo (III).....	1991	18	83	4.61
Heidi Schuberth, Southern N.H. (II).....	1983	15	69	4.60
Katie Pope, Benedictine (III.) (III).....	2000	18	82	4.56
Jessica Brooks, Meredith (III).....	1996	18	82	4.56
Jolanda Aalbers, Wis.-Oshkosh (III).....	2000	15	68	4.53
Lynne Stever, Nazareth (III).....	1983	13	58	4.46
Vickie Shalian, Emmanuel (Mass.) (III).....	1997	16	71	4.44
Lindsey Benson, Gordon (III).....	2002	22	97	4.41
Leslie Stechschulte, Capital (III).....	1993	18	79	4.39
Brooke Anderson, Rockford (III).....	2002	18	78	4.33
Amy Bornfleth, Maryville (Mo.) (III).....	1996	18	78	4.33
Kelley Orr, Neb. Wesleyan (III).....	1993	15	65	4.33
Katy Sturtz, Ohio Wesleyan (III).....	1998	22	95	4.32
Katie Pettigrew, Luther (III).....	2003	19	82	4.32
Jennifer Russell, Kalamazoo (III).....	1993	19	81	4.26
Lindsay Talbot, La Roche (III).....	2000	20	85	4.25

POINTS

Player, Team (Div.)	Year	Games	Goals	Assists	Points
Missy Gregg, Christian Bros. (II).....	2001	22	73	10	156
Missy Gregg, Christian Bros. (II).....	2002	25	62	7	131
Pauliina Miettinen, Franklin Pierce (II).....	1998	21	43	19	105
Heidi Schuberth, Southern N.H. (II).....	1984	20	45	14	104
Collette Cunningham, Marymount (Va.) (III).....	1989	18	39	20	98
Lindsey Benson, Gordon (III).....	2002	22	42	13	97
Mia Hamm, North Carolina (I).....	1992	25	32	33	97
Katy Sturtz, Ohio Wesleyan (III).....	1998	22	43	9	95
Renee Vinnedge, Queens (N.C.) (II).....	1998	16	41	10	92
Jessica Brooks, Meredith (III).....	1998	18	34	22	90
Chrystal Bradley, Methodist (III).....	2006	22	37	14	88
Christine Sinclair, Portland (I).....	2005	25	39	10	88
Tracy Prihoda, Wheaton (Mass.) (III).....	2001	21	38	11	87
Kate Brunelle, Western New Eng. (III).....	1998	22	34	19	87
Lisa Cole, SMU (I).....	1987	21	37	13	87
Laura Hislop, Franklin Pierce (II).....	2003	25	31	23	85
Lindsay Talbot, La Roche (III).....	2000	20	34	17	85
Erin Killian, Kalamazoo (III).....	1998	21	32	30	84
Pauliina Miettinen, Franklin Pierce (II).....	1997	20	34	16	84
Pernille Olson, Luther (III).....	1992	20	35	14	84
Tracy Prihoda, Wheaton (Mass.) (III).....	2002	24	30	23	83
Lotta Nilsson, Neb. Wesleyan (III).....	1996	23	28	27	83
Danielle Garrett, SMU (I).....	1995	24	32	19	83
Jennifer Russell, Kalamazoo (III).....	1991	18	35	13	83
Katie Pettigrew, Luther (III).....	2003	19	34	14	82
Katie Pope, Benedictine (III.) (III).....	2000	18	32	18	82
Jessica Brooks, Meredith (III).....	1996	18	36	10	82

GOALS PER GAME

Player, Team (Div.)	Year	Games	Goals	Avg.
Missy Gregg, Christian Bros. (II).....	2001	22	73	3.32
Renee Vinnedge, Queens (N.C.) (II).....	1998	16	41	2.56
Missy Gregg, Christian Bros. (II).....	2002	25	62	2.48
Heidi Schuberth, Southern N.H. (II).....	1984	20	45	2.25
Collette Cunningham, Marymount (Va.) (III).....	1989	18	39	2.17
Emilie Replogle, Delaware Valley (III).....	1996	15	32	2.13

Player, Team (Div.)	Year	Games	Goals	Avg.
Vickie Shalian, Emmanuel (Mass.) (III)	1997	16	34	2.13
Sharma Wing, Daniel Webster (III)	2006	9	19	2.11
Lynne Stever, Nazareth (III)	1983	13	27	2.08
Pauliina Miettinen, Franklin Pierce (II)	1998	21	43	2.05
Jolanda Aalbers, Wis.-Oshkosh (III)	2000	15	30	2.00
Jessica Brooks, Meredith (III)	1996	18	36	2.00
Katy Sturtz, Ohio Wesleyan (III)	1998	22	43	1.95
Tina Atwood, Rockford (III)	1998	19	37	1.95
Jennifer Russell, Kalamazoo (III)	1991	18	35	1.94
Ashley Boutte, Southern U. (I)	2003	13	25	1.92
Lindsey Benson, Gordon (III)	2002	22	42	1.91
Maril Davis, Claremont-M-S (III)	1993	19	36	1.89
Brooke Anderson, Rockford (III)	2002	18	34	1.89
Jessica Brooks, Meredith (III)	1998	18	34	1.89
Nellie Springer, Allegheny (III)	1985	15	28	1.87
Heidi Schuberth, Southern N.H. (II)	1983	15	28	1.87
Katie Pettigrew, Luther (III)	2002	19	35	1.84
Nkiru Okosieme, Clayton St. (II)	2001	18	33	1.83
Amy Bornfleth, Maryville (Mo.) (III)	1996	18	33	1.83
Beth Byrne, Frank. & Marsh. (III)	1988	17	31	1.82
Beth Byrne, Frank. & Marsh. (III)	1986	16	29	1.81

GOALS

Player, Team (Div.)	Year	Games	Goals
Missy Gregg, Christian Bros. (II)	2001	22	73
Missy Gregg, Christian Bros. (III)	2002	25	62
Heidi Schuberth, Southern N.H. (II)	1984	20	45
Pauliina Miettinen, Franklin Pierce (II)	1998	21	43
Katy Sturtz, Ohio Wesleyan (III)	1998	22	43
Lindsey Benson, Gordon (III)	2002	22	42
Renee Vinnedge, Queens (N.C.) (II)	1998	16	41
Christine Sinclair, Portland (I)	2005	25	39
Collette Cunningham, Marymount (Va.) (III)	1989	18	39
Tracy Prihoda, Wheaton (Mass.) (III)	2001	21	38
Chrystal Bradley, Methodist (III)	2006	22	37
Tina Atwood, Rockford (III)	1998	19	37
Lisa Cole, SMU (I)	1987	21	37
Amy Gilfillan, Wis.-River Falls (III)	2002	20	36
Joanna DaSilva, Wheeling Jesuit (II)	2000	23	36
Maril Davis, Claremont-M-S (III)	1993	19	36
Olaitan Yusuf, Clayton St. (II)	2004	20	35
Katie Pettigrew, Luther (III)	2002	19	35
Sally Holmes, Central Okla. (II)	2000	24	35
Brooke Hopkins, Incarnate Word (II)	1998	21	35
Tara Dyk, Calvin (III)	1998	22	35
Shauna Rohbock, BYU (I)	1996	23	35
Pernille Olson, Luther (III)	1992	20	35
Jennifer Russell, Kalamazoo (III)	1991	18	35

ASSISTS PER GAME

Player, Team (Div.)	Year	Games	Assists	Avg.
Holly Manthei, Notre Dame (I)	1996	26	44	1.69
Susan Suarez, Meredith (III)	1998	18	28	1.56
Anna Rask, Christian Bros. (II)	2001	18	26	1.44
Kristen Ogulewicz, Western New Eng. (III)	1998	21	30	1.43
Holly Manthei, Notre Dame (I)	1997	24	34	1.42
Katie Thorlakson, Notre Dame (I)	2005	25	35	1.40
Stefanie Wieland, Gwynedd-Mercy (III)	1999	15	21	1.40
Kristine Schmid, Concordia (Wis.) (III)	1998	20	28	1.40
Lisa Romoser, Carthage (III)	1997	20	28	1.40
Jacquie Neuhaus, Neb. Wesleyan (III)	1997	20	28	1.40
Amy Bornfleth, Maryville (Mo.) (III)	1999	18	25	1.39
Margaret Saurin, Christian Bros. (II)	2001	21	29	1.38
Carin Jennings, UC Santa Barb. (I)	1986	19	26	1.37
Margaret Saurin, Christian Bros. (II)	2002	26	35	1.35
Leslie Stechshulte, Capital (III)	1994	18	24	1.33
Mia Hamm, North Carolina (I)	1992	25	33	1.32
Leah Rutledge, Mississippi (I)	1996	19	25	1.32
Sue Passador, Providence (I)	1983	14	18	1.29
Marit Foss, Jacksonville (I)	2000	22	28	1.27
Nicole Sarubbi, Roger Williams (III)	1993	18	22	1.22
Nathalie Geeris, Franklin Pierce (II)	1994	19	23	1.21
Holly Manthei, Notre Dame (I)	1994	25	30	1.20
Pam Kalinoski, North Carolina (I)	1991	24	28	1.17
Jacquie Neuhaus, Neb. Wesleyan (III)	1998	23	27	1.17
Lotta Nilsson, Neb. Wesleyan (III)	1996	23	27	1.17

ASSISTS

Player, Team, (Div.)	Year	Games	Assists
Holly Manthei, Notre Dame (I)	1996	26	44
Katie Thorlakson, Notre Dame (I)	2005	25	35
Margaret Saurin, Christian Bros. (II)	2002	26	35
Holly Manthei, Notre Dame (I)	1997	25	34

Player, Team, (Div.)	Year	Games	Assists
Mia Hamm, North Carolina (I)	1992	25	33
Kristen Ogulewicz, Western New Eng. (III)	1999	21	30
Holly Manthei, Notre Dame (I)	1994	25	30
Margaret Saurin, Christian Bros. (II)	2001	21	29
AMarit Foss, Jacksonville (I)	2000	22	28
Susan Suarez, Meredith (III)	1998	18	28
Kristine Schmid, Concordia (Wis.) (III)	1998	20	28
Lisa Romoser, Carthage (III)	1997	20	28
Jacquie Neuhaus, Neb. Wesleyan (III)	1997	20	28
Pam Kalinoski, North Carolina (I)	1991	24	28
Lindsay Tarpley, North Carolina (I)	2003	27	27
Jacquie Neuhaus, Neb. Wesleyan (III)	1998	23	27
Lotta Nilsson, Neb. Wesleyan (III)	1996	23	27
Anna Rask, Christian Bros. (II)	2001	18	26
Carin Jennings, UC Santa Barb. (I)	1986	19	26
Kacey White, North Carolina (I)	2005	25	25
Alyssa Ramsey, North Carolina (I)	2003	27	25
Amy Bornfleth, Maryville (Mo.) (III)	1999	18	25
Leah Rutledge, Mississippi (I)	1996	19	25
Christy Lindsay, Maryville (Mo.) (III)	2004	21	24
Katie Thorlakson, Notre Dame (I)	2004	27	24
Kathy Patterson, SMU (I)	1987	21	24
Leslie Stechshulte, Capital (III)	1994	18	24
Angela Verdoes, Franklin Pierce (II)	1999	21	24

SAVES PER GAME

Player, Team, (Div.)	Year	Games	Saves	Avg.
Lisa Dingley, Ohio Valley (II)	2002	16	414	25.88
Alex Rhines, Juniata (III)	1995	12	290	24.17
Chantae Hendrix, Robert Morris (I)	1992	10	241	24.10
Jana Stagner, Oral Roberts (I)	1993	11	257	23.36
Carol Skrifloff, Sweet Briar (III)	1997	14	323	23.07
Vicky Ventura, Drexel (I)	1994	12	272	22.67
Amanda Cobb, New Jersey City (III)	1998	11	237	21.55
Gina Gurgio, Wash. & Jeff. (III)	1994	16	337	21.06
Candy Cotkin, Colorado St.-Pueblo (II)	1994	14	291	20.79
Heather Braithewaite, Agnes Scott (III)	1992	15	313	20.78
Melinda Daigneault, Daniel Webster (III)	1996	13	268	20.62
Amanda Cobb, New Jersey City (III)	2000	18	371	20.61
Sara Jesuit, Marian (Wis.) (II)	2002	18	365	20.28
Ashley Nicolls, Wis.-Superior (III)	2000	13	263	20.23
Becky Burnos, Alvernia (III)	1999	15	302	20.13
Heather Stone, Fordham (I)	1993	16	321	20.06
Melissa Peckham, Southern Vt. (III)	2005	15	300	20.00
Tiffany Lee, Trinity (D.C.) (III)	2004	14	280	20.00
Tracy Dolence, Lake Erie (III)	2000	20	398	19.90
Christina Koenig, Millsaps (III)	1998	18	352	19.56
Dawn Crownover, Wooster (III)	1985	11	214	19.45
Sarah Djuric, Marymount (Va.) (III)	1994	18	350	19.44
Gina Zeno, Worcester St. (III)	1991	12	232	19.33
Julia Rose, Heidelberg (III)	2002	18	345	19.17
Kristi Wilke, Wis.-Superior (III)	1999	13	249	19.15
Dayna Dicesare, Robert Morris (I)	1993	18	343	19.06
Elissa Jacobson, Goucher (III)	1991	14	265	18.93
Dayna Dicesare, Robert Morris (I)	1994	16	302	18.88

SAVES

Player, Team (Div.)	Year	Games	Saves
Lisa Dingley, Ohio Valley (II)	2002	16	414
Tracy Dolence, Lake Erie (III)	2000	20	398
Amanda Cobb, New Jersey City (III)	2000	18	371
Sara Jesuit, Marian (Wis.) (II)	2002	18	365
Christina Koenig, Millsaps (III)	1998	18	352
Sarah Djuric, Marymount (Va.) (III)	1994	18	350
Julia Rose, Heidelberg (III)	2002	18	345
Dayna Dicesare, Robert Morris (I)	1993	18	343
Gina Gurgio, Wash. & Jeff. (III)	1994	16	337
Krista Summers, King's (Pa.) (III)	1998	18	330
Angela Hadwin, Bryn Mawr (III)	1998	19	326
Carol Skrifloff, Sweet Briar (III)	1997	14	323
Heather Stone, Fordham (I)	1993	16	321
Jenny Akman, Guilford (III)	1999	19	318
Jen Poliquin, Southern Me. (III)	1994	18	318
Heather Braithewaite, Agnes Scott (III)	1992	15	313
Nancy Blease, Wheaton (Mass.) (III)	1993	19	307
Sara Pray, Pine Manor (III)	2000	18	306
Kim Brightman, Utica/Rome (III)	1998	17	306
Stephanie Brennan, King's (Pa.) (III)	2000	17	304
Dayna Dicesare, Robert Morris (I)	1994	16	302
Becky Burnos, Alvernia (III)	1999	15	302
Melissa Peckham, Southern Vt. (III)	2005	15	300
Michelle Arnold, Clarkson (III)	1995	17	297

SAVE PERCENTAGE

Player, Team (Div.)	Year	Games	Saves	GA	Pct.
Anne Sherow, North Carolina (I).....	1987	24	35	1	.972
Katie Loomis, UC Santa Cruz (III).....	2006	17	61	2	.968
Erin Williams, Puget Sound (III).....	2005	22	90	3	.968
Louisa Bigelow, Macalester (III).....	2005	18	74	4	.949
Nikki Dudley, William Smith (III).....	2005	18	65	4	.942
Julie Kafka, Lehigh (I).....	2005	17	81	5	.942
Allie Rivard, Wis.-Eau Claire (III).....	2006	26	48	3	.941
Carlin Scrudato, Thomas More (III).....	2005	20	79	5	.940
Lori Walker, North Carolina (I).....	1989	20	63	4	.940
Jennifer Johnson, St. Mary's (Minn.) (III).....	2005	18	110	7	.940
Lizzie Barnes, Navy (I).....	2006	23	84	6	.933
Ann Shelton, Mississippi (I).....	2005	20	40	3	.930
Kiki Moreo, Wash. & Lee (III).....	2006	21	39	3	.929
Kim Bonafede, Navy (I).....	2002	21	91	7	.929
Alyssa Blackburn, Pacific Lutheran (III).....	2006	11	38	3	.927
Liz Carrier, Grinnell (III).....	2006	19	88	7	.926
Jennifer Hull, Seattle Pacific (II).....	2003	21	65	6	.915
Angie Larsen, Fresno St. (I).....	2006	21	105	10	.913
Aline Lopes, Southwest Baptist (II).....	2006	13	62	6	.912
Jen McCormick, Slippery Rock (II).....	2005	21	123	12	.911
Kaney Tyler, Mo. Southern St. (II).....	2005	18	112	11	.911
Jasmine Phillips, Maine (I).....	2006	20	80	8	.909
Katie Shields, Harvard (I).....	2005	16	79	8	.908
Becky Dillard, Indiana (Pa.) (II).....	2005	18	134	14	.905
Staci Self, Humboldt St. (II).....	2006	21	85	9	.904

Must have played in 50% of team's minutes.

GOALS-AGAINST AVERAGE

(Min. 1,200 Minutes)

Player, Team (Div.)	Year	GA	Min.	GAA
Anne Sherow, North Carolina (I).....	1987	1	1,712	0.052
Victoria Nusse, TCNJ (III).....	2001	1	1,622	0.055
Victoria Nusse, TCNJ (III).....	2000	2	1,959	0.092
Kim McCormick, Scranton (III).....	2003	2	1,786	0.101
Katie Loomis, UC Santa Cruz (III).....	2006	2	1,584	0.114
Erin Williams, Puget Sound (III).....	2005	3	2,038	0.132
Hilary Smart, West Chester (II).....	2005	2	1,251	0.144
Brita Nelson, Wheaton (III) (III).....	2004	2	1,190	0.151
Crystal Gordon, Santa Clara (I).....	1998	3	1,741	0.155
Kiki Moreo, Wash. & Lee (III).....	2006	3	1,736	0.156
Mindy Hammond, Ohio Wesleyan (III).....	2002	3	1,691	0.160
Nicole Barnhart, Stanford (I).....	2002	4	2,048	0.176
Julie Friess, UC San Diego (III).....	1989	4	2,034	0.177
Jeanette Smith, Franklin Pierce (II).....	1994	3	1,505	0.179
Carilyn Hormilla, Barry (II).....	1989	3	1,471	0.184
Victoria Nusse, TCNJ (III).....	1999	4	1,928	0.187
Alissa Kacar, TCNJ (III).....	2005	4	1,891	0.190
Stephanie Bull, Trinity (Tex.) (III).....	2004	3	1,408	0.192
Siri Mullinix, North Carolina (I).....	1997	3	1,400	0.193
Allie Rivard, Wis.-Eau Claire (III).....	2006	3	1,392	0.194
Danielle Mastro Simone, TCNJ (III).....	1993	5	2,247	0.200
Kathy Kostic, Brown (I).....	1984	3	1,312	0.206
Crystal Gordon, Santa Clara (I).....	1999	3	1,303	0.207
Becca Giefer, New York U. (III).....	2002	3	1,280	0.211
Nikki Dudley, William Smith (III).....	2005	4	1,644	0.219

SOLO SHUTOUT PERCENTAGE

(Min. 10 Shutouts)

Player, Team (Div.)	Year	Games	Shutouts	Pct.
Erin Williams, Puget Sound (III).....	2005	22	20	.909
Julie Friess, UC San Diego (III).....	1989	21	18	.857
Nikki Dudley, William Smith (III).....	2005	18	15	.833
Mary St. Germain, Plymouth St. (III).....	1988	19	15	.789
Nicole Barnhart, Stanford (I).....	2002	23	18	.783
Julie Friess, UC San Diego (III).....	1988	23	18	.783
Kim McCormick, Scranton (III).....	2003	22	17	.773
Siri Mullinix, North Carolina (I).....	1998	26	20	.769
Molly Helleman, Wellesley (III).....	1998	21	16	.762
Julie Friess, UC San Diego (III).....	1987	21	16	.762
Maggie Futato, Messiah (III).....	2002	24	18	.750
Elizabeth Cope, Wellesley (III).....	1999	20	15	.750
Heather Taggart, Wisconsin (I).....	1991	20	15	.750
Mandy Allen, Metro St. (II).....	2003	23	17	.739
Katie Chrien, Otterbein (III).....	2003	19	14	.737
Tae Ruppe, St. Benedict (III).....	2003	19	14	.737
Emily Huyck, Truman (II).....	1999	19	14	.737
Jeanette Smith, Franklin Pierce (II).....	1994	19	14	.737
Jennifer Hetland, UC San Diego (III).....	1997	22	16	.727
Missy Samuels, Cortland St. (III).....	1992	22	16	.727
Missy Samuels, Cortland St. (III).....	1991	22	16	.727
Beth Guccione, Southeast Mo. St. (I).....	2001	18	13	.722

Player, Team (Div.)	Year	Games	Shutouts	Pct.
Rebecca Brooks, Williams (III).....	1999	18	13	.722
Wendy Morgans, Moravian (III).....	1996	18	13	.722
LaKeysia Beene, Notre Dame (I).....	1997	25	18	.720

SOLO SHUTOUTS

Player, Team (Div.)	Year	Games	Shutouts
Erin Williams, Puget Sound (III).....	2005	22	20
Siri Mullinix, North Carolina (I).....	1998	26	20
Nicole Barnhart, Stanford (I).....	2002	23	18
LaKeysia Beene, Notre Dame (I).....	1997	25	18
Maggie Futato, Messiah (III).....	2002	24	18
Julie Friess, UC San Diego (III).....	1989	21	18
Julie Friess, UC San Diego (III).....	1988	23	18
Kim McCormick, Scranton (III).....	2003	22	17
Mandy Allen, Metro St. (II).....	2003	23	17
Emily Boeing, Wheaton (Mass.) (III).....	1999	25	17
Danielle Mastro Simone, TCNJ (III).....	1993	24	17
Kiki Moreo, Wash. & Lee (III).....	2006	23	16
Cassie Grose, Messiah (III).....	2004	23	16
Aly Winget, North Carolina (I).....	2003	27	16
Shelby Springer, Willamette (III).....	2000	23	16
Anna Bacho, Macalester (III).....	1999	23	16
Jen Foreman, N.C. Wesleyan (III).....	1999	23	16
Lauren Piening, Northern Ky. (II).....	1999	25	16
Molly Helleman, Wellesley (III).....	1998	21	16
Jennifer Hetland, UC San Diego (III).....	1997	22	16
Missy Samuels, Cortland St. (III).....	1992	22	16
Missy Samuels, Cortland St. (III).....	1991	22	16
Julie Friess, UC San Diego (III).....	1987	21	16

Career

POINTS PER GAME

(Min. 100 Points)

Player, Team (Div.)	Years	Games	Points	Avg.
Missy Gregg, Christian Bros. (II).....	2001-02	48	287	5.98
Jessica Brooks, Meredith (III).....	1995-98	66	288	4.36
Beth Byrne, Frank. & Marsh. (III).....	1985-88	61	251	4.11
Pauliina Miettinen, Franklin Pierce (II).....	1995-98	78	309	3.96
Renee Vinnedge, Queens (N.C.) (II).....	1997-98	35	138	3.94
Jennifer Russell, Kalamazoo (III).....	1990-93	75	287	3.83
Katie Pettigrew, Luther (III).....	2001-04	78	297	3.81
Heidi Schuberth, Southern N.H. (II).....	1983-86	71	263	3.70
Amy Bornfleth, Maryville (Mo.) (III).....	1996-99	74	274	3.70
Leslie Stechshulte, Capital (III).....	1991-94	68	235	3.46
Kelly Smith, Seton Hall (I).....	1997-99	51	174	3.41
Emilie Replogle, Delaware Valley (III).....	1995-98	68	230	3.38
Carin Jennings, UC Santa Barb. (I).....	1983-86	79	264	3.34
Tiffeny Milbrett, Portland (I).....	1990-92, 94	74	246	3.32
Stacey Breckner, Neb. Wesleyan (III).....	1996-97	42	138	3.29
Nathalie Geeris, Franklin Pierce (II).....	1993-95	58	190	3.28
Laura Hislop, Franklin Pierce (II).....	2003-05	68	222	3.26
Ashley Pyle, Westminster (Pa.) (II).....	1998-01	61	199	3.26
Tara Dyk, Calvin (III).....	1995-98	81	263	3.25
Alicia Vegas, Simpson (III).....	1996-99	81	262	3.23
Kristy Ritchie, Ashland (II).....	1998-01	75	241	3.21
Jannie Nicolaisen, Lynn (II).....	1997-00	69	220	3.19
Lisa Cole, SMU (I).....	1987-90	78	246	3.15
Brooke Hopkins, Incarnate Word (II).....	1998-01	77	238	3.09
Danielle Fotopoulos, SMU/Florida (I).....	1994-96, 98	92	284	3.09

POINTS

Player, Team (Div.)	Years	Games	Points
Pauliina Miettinen, Franklin Pierce (II).....	1995-98	78	309
Katie Pettigrew, Luther (III).....	2001-04	78	297
Jessica Brooks, Meredith (III).....	1995-98	66	288
Missy Gregg, Christian Bros. (II).....	2001-02	48	287
Jennifer Russell, Kalamazoo (III).....	1990-93	75	287
Danielle Fotopoulos, SMU/Florida (I).....	1994-96, 98	92	284
Mia Hamm, North Carolina (I).....	1989-90, 92-93	92	278
Amy Bornfleth, Maryville (Mo.) (III).....	1996-99	74	274
Carin Jennings, UC Santa Barb. (III).....	1983-86	79	264
Tara Dyk, Calvin (III).....	1995-98	81	263
Heidi Schuberth, Southern N.H. (II).....	1983-86	71	263
Alicia Vegas, Simpson (III).....	1996-99	81	262
Tracy Prihoda, Wheaton (Mass.) (III).....	2000-03	91	256
Christine Sinclair, Portland (I).....	2001-02, 04-05	94	252
Beth Byrne, Frank. & Marsh. (III).....	1985-88	61	251
Katy Sturtz, Ohio Wesleyan (III).....	1998-01	83	248
Tiffeny Milbrett, Portland (I).....	1990-92, 94	74	246
Lisa Cole, SMU (I).....	1987-90	78	246

Player, Team (Div.)	Years	Games	Points
Julie Velloff, Edgewood (III)	1995-98	87	243
Molly Burke, Western New Eng. (III)	1998, 2000-02	90	242
Abby Wambach, Florida (I)	1998-01	93	242
Lindsey Benson, Gordon (III)	2000-03	81	241
Kristy Ritchie, Ashland (II)	1998-01	75	241
Kate Brunelle, Western New Eng. (III)	1995-98	79	241
Brooke Hopkins, Incarnate Word (II)	1998-01	77	238

GOALS PER GAME
(Min. 40 Goals)

Player, Team (Div.)	Years	Games	Goals	Avg.
Missy Gregg, Christian Bros. (II)	2001-02	48	135	2.81
Jessica Brooks, Meredith (III)	1995-98	66	121	1.83
Beth Byrne, Frank. & Marsh. (III)	1985-88	61	110	1.80
Renee Vinnedge, Queens (N.C.) (II)	1997-98	35	62	1.77
Katie Pettigrew, Luther (III)	2001-04	78	124	1.59
Jennifer Russell, Kalamazoo (III)	1990-93	75	118	1.57
Pauliina Miettinen, Franklin Pierce (II)	1995-98	78	122	1.56
Heidi Schuberth, Southern N.H. (II)	1983-86	71	107	1.51
Kelly Smith, Seton Hall (I)	1997-99	51	76	1.49
Maril Davis, Claremont-M-S (III)	1990-93	72	105	1.46
Cherie Peterson, Augustana (III.) (III)	1998-00	56	79	1.41
Alicia Vegas, Simpson (III)	1996-99	81	113	1.40
Tiffany Milbrett, Portland (I)	1990-92, 94	74	103	1.39
Emilie Replogle, Delaware Valley (III)	1995-98	68	94	1.38
Amy Bornfleth, Maryville (Mo.) (III)	1996-99	74	102	1.38
Kristy Ritchie, Ashland (II)	1998-01	75	102	1.36
Tara Dyk, Calvin (III)	1995-98	81	110	1.36
Veronica Sansom, Mercyhurst (II)	1988-91	70	95	1.36
Katy Sturtz, Ohio Wesleyan (III)	1998-01	83	112	1.35
Ashley Pyle, Westminster (Pa.) (II)	1998-01	61	80	1.31
Lynne Stever, Nazareth (III)	1983-84, 86-87	75	98	1.31
Sally Holmes, Central Okla. (II)	1999-00	43	56	1.30
Sheila Kelly, Molloy (II)	1994-97	61	79	1.30
Lisa Cole, SMU (I)	1987-90	78	101	1.29
Heather Holm, Agnes Scott (III)	1997-00	51	66	1.29

GOALS

Player, Team (Div.)	Years	Games	Goals
Missy Gregg, Christian Bros. (II)	2001-02	48	135
Katie Pettigrew, Luther (III)	2001-04	78	124
Pauliina Miettinen, Franklin Pierce (II)	1995-98	78	122
Jessica Brooks, Meredith (III)	1995-98	66	121
Danielle Fotopoulos, SMU/Florida (I)	1994-96, 98	92	118
Jennifer Russell, Kalamazoo (III)	1990-93	75	118
Alicia Vegas, Simpson (III)	1996-99	81	113
Katy Sturtz, Ohio Wesleyan (III)	1998-01	83	112
Christine Sinclair, Portland (I)	2001-02, 04-05	94	110
Tara Dyk, Calvin (III)	1995-98	81	110
Beth Byrne, Frank. & Marsh. (III)	1984-88	61	110
Heidi Schuberth, Southern N.H. (II)	1983-86	71	107
Maril Davis, Claremont-M-S (III)	1990-93	72	105
Julie Velloff, Edgewood (III)	1995-98	87	104
Tiffany Milbrett, Portland (I)	1990-92, 94	74	103
Mia Hamm, North Carolina (I)	1989-90, 92-93	92	103
Lindsey Benson, Gordon (III)	2000-03	81	102
Tracy Prihoda, Wheaton (Mass.) (III)	2000-03	91	102
Kristy Ritchie, Ashland (II)	1998-01	75	102
Jen Shinbori, Luther (III)	1998-01	85	102
Amy Bornfleth, Maryville (Mo.) (III)	1996-99	74	102
Carin Jennings, UC Santa Barb. (I)	1983-86	79	102
Lisa Cole, SMU (I)	1987-90	78	101
Molly Burke, Western New Eng. (III)	1998, 2000-02	90	100
Kelly Fink, Wis.-Stevens Point (III)	2000-03	81	98
Brooke Hopkins, Incarnate Word (II)	1998-01	77	98
Stacey Williams, Wilmington (Ohio) (III)	1993-96	76	98
Lynne Stever, Nazareth (III)	1983-84, 86-87	75	98

ASSISTS PER GAME
(Min. 30 Assists)

Player, Team (Div.)	Years	Games	Assists	Avg.
Margaret Saurin, Christian Bros. (II)	2001-02	47	64	1.42
Becky Craig, Gordon (III)	1992-94	46	61	1.33
Jenny Koth, Heidelberg (III)	1990-93	34	44	1.29
Holly Manthei, Notre Dame (I)	1994-97	100	129	1.29
Jacquie Neuhau, Neb. Wesleyan (III)	1995-98	85	94	1.11
Nathalie Geeris, Franklin Pierce (II)	1993-95	58	56	0.97
Amy Bornfleth, Maryville (Mo.) (III)	1996-99	74	70	0.95
Leslie Stechshutle, Capital (III)	1991-94	68	63	0.93
Jen Miller, Franklin Pierce (II)	1993-96	56	50	0.89
Marit Foss, Jacksonville (I)	1997-00	80	70	0.88
Pauliina Miettinen, Franklin Pierce (II)	1995-98	78	65	0.83
Sandy Shaneyfelt, Neb. Wesleyan (III)	1993-96	77	62	0.81

Player, Team (Div.)	Years	Games	Assists	Avg.
Lotta Nilsson, Neb. Wesleyan (III)	1993-96	67	53	0.79
Lotta Thunberg, Southern N.H. (II)	1995-97	57	45	0.79
Cheri Isler, Capital (III)	1993-96	69	54	0.78
Mia Hamm, North Carolina (I)	1989-90, 92-94	92	72	0.78
Katie Thorlakson, Notre Dame (I)	2002-05	95	73	0.77
Carin Jennings, UC Santa Barb. (I)	1983-86	79	60	0.76
Jane Baker, Niagara (I)	1985-87	47	35	0.74
Laura Hislop, Franklin Pierce (II)	2003-05	68	50	0.74
Jessica Macri, Hilbert (III)	2001-04	70	50	0.71
Cindy Daws, Notre Dame (I)	1993-96	94	67	0.71
Holly Bunten, Heidelberg (III)	1990-93	69	49	0.71
Jenny Streiffer, Notre Dame (I)	1996-99	100	71	0.71
Stefany Nutter, Lakeland (III)	1999-02	81	57	0.70
Lisa Romoser, Carthage (III)	1995-98	81	57	0.70

ASSISTS

Player, Team (Div.)	Years	Games	Assists
Holly Manthei, Notre Dame (I)	1994-97	100	129
Jacquie Neuhau, Neb. Wesleyan (III)	1995-98	85	94
Katie Thorlakson, Notre Dame (I)	2002-05	95	73
Mia Hamm, North Carolina (I)	1989-90, 92-93	92	72
Alyssa Ramsey, North Carolina (I)	2000-03	102	71
Jenny Streiffer, Notre Dame (I)	1996-99	100	71
Marit Foss, Jacksonville (I)	1997-00	80	70
Amy Bornfleth, Maryville (Mo.) (III)	1996-99	74	70
Cindy Daws, Notre Dame (I)	1993-96	94	67
Mandy Clemens, Santa Clara (I)	1996-99	95	65
Pauliina Miettinen, Franklin Pierce (II)	1995-98	78	65
Margaret Saurin, Christian Bros. (II)	2001-02	47	64
Jennifer Tietjen, Connecticut (I)	1995-98	98	64
Leslie Stechshutle, Capital (III)	1991-94	68	63
Sandy Shaneyfelt, Neb. Wesleyan (III)	1993-96	77	62
Becky Craig, Gordon (III)	1992-94	46	61
Carin Jennings, UC Santa Barb. (I)	1983-86	79	60
Lindsay Tarpley, North Carolina (I)	2002-05	87	59
Kacey White, North Carolina (I)	2002-05	97	58
Stefany Nutter, Lakeland (III)	1999-02	81	57
Melissa Edwards, Merrimack (II)	1998-01	82	57
Kaye Brownlee, Furman (I)	1998-01	87	57
Lisa Romoser, Carthage (III)	1995-98	81	57
Shannon Boxx, Notre Dame (I)	1995-98	101	57
Jennifer Lalor, Santa Clara (I)	1992-94, 96	83	57
Debbie Keller, North Carolina (I)	1993-96	102	57

SAVES PER GAME

(Min. 300 Saves)

Player, Team (Div.)	Years	Games	Saves	Avg.
Michelle Foiles, Illinois Col. (III)	1993-94	15	371	24.73
Dayna Dicesare, Robert Morris (I)	1993-96	36	657	18.25
Gina Zeno, Worcester St. (III)	1991-92	20	358	17.90
Heather Stone, Fordham (I)	1993-94	36	614	17.06
Gina Gurguolo, Wash. & Jeff. (III)	1992-95	52	878	16.88
Amanda Cobb, New Jersey City (III)	1997-00	66	1,114	16.88
Nancy Blease, Wheaton (Mass.) (III)	1992-93	20	326	16.30
Mea Fischelis, Kenyon (III)	1986-89	42	656	15.62
Marybeth Tessier, Colby-Sawyer (III)	1983-86	40	617	15.43
Sarah Djuric, Marymount (Va.) (III)	1993-94	35	501	14.31
Lauren Feola, D'Youville (III)	2003-05	34	485	14.26
Heather Ross, Mass.-Lowell (II)	1995-98	72	1,022	14.19
Carissa Sweigart, Daniel Webster (III)	1997-98	25	354	14.16
Sara Jesuit, Marian (Wis.) (III)	1999-02	72	973	13.51
Jen Samble, Muhlenberg (III)	1991-93	48	625	13.02
Carolina Sinclair, Wheaton (Mass.) (III)	1982-83	38	490	12.89
Vinnita Macri, Hilbert (III)	1999-02	58	745	12.84
Dawn Crownover, Wooster (III)	1985-87	26	333	12.81
Pam Bayha, Drew (III)	1989-91	39	499	12.79
Michelle Arnold, Clarkson (III)	1992-95	56	713	12.73
Marcie Hahn, Wooster (III)	1988-90	27	339	12.56
Emily Jacob, Daniel Webster (III)	1999-02	27	357	12.48
Jessica Bush, Ozarks (Ark.) (III)	1999-02	44	544	12.36
Steph Decker, Otterbein (III)	1994-96	50	616	12.32
Tracy Dolence, Lake Erie (III)	1998-01	78	954	12.23

SAVES

Player, Team (Div.)	Years	Games	Saves
Amanda Cobb, New Jersey City (III)	1997-00	66	1,114
Heather Ross, Mass.-Lowell (II)	1995-98	72	1,022
Sara Jesuit, Marian (Wis.) (III)	1999-02	72	973
Tracy Dolence, Lake Erie (III)	1998-01	78	954
Sue Plante, Merrimack (II)	1986-89	84	905
Susan Palmer, Dickinson (III)	1997-00	77	881
Gina Gurguolo, Wash. & Jeff. (III)	1992-95	52	878
Jennifer Kay, St. Michael's (II)	1990-93	73	874

Player, Team (Div.)	Years	Games	Saves
Julia Rose, Heidelberg (III)	1999-02	69	828
Jen Poliquin, Southern Me. (III)	1993-96	71	822
Amanda Barrow, Anderson (S.C.) (II)	1997-00	69	748
Vinnita Macri, Hilbert (III)	1999-02	58	745
Samantha Pawlak, Heidelberg (III)	2003-06	64	731
Molly Hewes, Ohio Wesleyan (III)	1986-89	63	723
Apryl Jennrich, Wis.-River Falls (III)	2000-03	70	717
Michelle Arnold, Clarkson (III)	1992-95	56	713
Jill Ward, Baldwin-Wallace (III)	1987-90	65	711
Beth Zack, Marist (I)	1995-98	66	704
Jennifer Weber, Roger Williams (III)	1993-96	77	702
Stephanie Johnson, Wis.-Platteville (III)	1995-98	77	685
Michele Ribeiro, Manhattanville (III)	2003-06	81	679
Kristin McCauley, Concordia (Wis.) (III)	1997-00	78	678
Helene Herlihy, Manhattan (I)	1991-94	62	677
Jenny Akman, Guilford (III)	1997-00	62	666
Kelly Kaiser, DePaul (I)	1996-99	72	664

GOALS-AGAINST AVERAGE

(Min. 2,500 Minutes)

Player, Team (Div.)	Years	GA	Min.	GAA
Victoria Nusse, TCNJ (III)	1998-01	8	6,304	0.114
Anne Sherow, North Carolina (I)	1985-88	4	2,525	0.143
Jeanette Smith, Franklin Pierce (II)	1992-95	9	3,150	0.257
Siri Mullinix, North Carolina (I)	1995-98	17	5,536	0.276
Christy Little, Webster (III)	1999-02	10	3,065	0.294
Maggie Futato, Messiah (III)	2000-03	21	5,877	0.322
Cassie Grose, Messiah (III)	2003-06	18	4,773	0.339
Danielle Mastro Simone, TCNJ (III)	1992-95	23	6,094	0.340
Julie Friess, UC San Diego (III)	1986-89	26	6,685	0.350
Kelly Pearson, UC San Diego (I)	1992-93, 95-96	13	3,307	0.354
Beth Howland, Ithaca (III)	1988-91	23	5,827	0.355
Jennifer Hetland, UC San Diego (III)	1996-99	21	5,260	0.359
Kiki Moreo, Wash. & Lee (III)	2003-06	13	3,240	0.361
Ashley Vratil, Wheaton (III.) (III)	2002-04	11	2,730	0.362
Hallie McNeil, Rhodes (III)	1993-95	18	4,440	0.365
Anna Bacho, Macalester (III)	1996-99	28	6,572	0.383

Player, Team (Div.)	Years	GA	Min.	GAA
Laura Brennehan, Williams (III)	1996-98	13	3,030	0.386
Emily Johnson, Ithaca (III)	1991-94	22	4,576	0.433
Andrea Pawliczek, Emory (III)	1998-01	28	5,802	0.434
Alissa Kacar, TCNJ (III)	2002-05	31	6,143	0.454
Laura Morcone, Oneonta St. (III)	2003-06	39	7,693	0.456
Leslie Garrard, Stanford (I)	1990-94	25	4,828	0.466
Vikki Hultquist, TCNJ (III)	1990-92	25	4,818	0.467
Maggie Meagher, Ohio Wesleyan (III)	1997-00	17	3,268	0.468
Crystal Gordon, Santa Clara (I)	1997-00	30	5,742	0.470

GOALKEEPER MINUTES PLAYED

Player, Team (Div.)	Years	Min.
Emily Oleksiuk, Penn St. (I)	1998-01	8,853:12
Cori Alexander, Portland (I)	2003-06	8,274:40
Jen Renola, Notre Dame (I)	1993-96	8,110:40
Megan Swafford, Ball St. (I)	2000-03	8,064:33
Christy Hoffman, Cincinnati (I)	1997-01	7,900:34
Stephanie Romanko, Montclair St. (III)	1999-02	7,842:04
Mo Bothwell, Marquette (I)	1997-00	7,831:34
Katherine Mertz, North Carolina St. (I)	1994-97	7,821:00
Meghan Quinlan, Scranton (III)	1998-01	7,713:00
Laura Morcone, Oneonta St. (III)	2003-06	7,693:00
Maggie O'Neil, St. Lawrence (III)	1999-02	7,626:09
Nicole Williams, Georgia (I)	1997-00	7,603:54
Meghann Burke, St. Louis (I)	1999-02	7,602:00
Sue Plante, Merrimack (II)	1986-89	7,580:00
Natalie Swanson, St. Mary's (Cal.) (I)	1988-91	7,484:00
Erin McLeod, SMU/Penn St. (I)	2001-02, 04-05	7,479:00
Jennifer Weber, Roger Williams (III)	1993-96	7,450:00
Jen Foreman, N.C. Wesleyan (III)	1996-99	7,435:00
Amy Price, Neb.-Omaha (II)	2002-05	7,395:00
Sara Baker, Gordon (III)	1997-00	7,383:00
Kaprece Smith, Lynchburg (III)	1997-00	7,367:00
Leah Cornwell, William Smith (III)	1999-02	7,344:17
Kate Donhauser, Rochester (N.Y.) (III)	1997-00	7,283:00
Janine Szpara, Colorado Col. (I)	1985-88	7,235:00
Wendy Scholz, Northwestern (I)	1994-97	7,234:00

Team Records

Game			
No.	Div.	Team vs. Opponent	Date
POINTS			
114	III	Neb. Wesleyan vs. Dana	Nov. 1, 1996
74	II	Wheeling Jesuit vs. Ohio Valley	Oct. 21, 2004
74	III	Neb. Wesleyan vs. McPherson	Oct. 7, 1994
68	III	Neb. Wesleyan vs. Midland Lutheran	Sept. 20, 1997
63	II	C.W. Post vs. NJIT	Oct. 23, 1999
61	II	Bryant vs. Bloomfield	Sept. 4, 2004
59	II	Shepherd vs. Ohio Valley	Oct. 1, 2004
59	I	Sam Houston St. vs. Texas Southern	Aug. 27, 2004
59	II	Kennesaw St. vs. Spelman	Sept. 21, 2002
59	III	Simpson vs. Buena Vista	Oct. 10, 2001
59	I	Liberty vs. South Carolina St.	Oct. 9, 1999
59	I	UTEP vs. Troy	Aug. 30, 1997
58	III	Luther vs. William Penn	Nov. 6, 1996
57	II	St. Mary's (Tex.) vs. Texas Southern	Sept. 21, 2004
57	I	SMU vs. Trinity (Tex.)	Sept. 20, 1987
56	III	Webster vs. Stephens	Sept. 6, 2001
56	I	Mercer vs. South Carolina St.	Aug. 27, 2000
56	II	Minn. Duluth vs. Bemidji St.	Oct. 19, 1997
56	I	Hartford vs. Iona	Sept. 14, 1985
56	II	Southern N.H. vs. Lyndon St.	Sept. 13, 1984
55	I	Radford vs. UNC Asheville	Oct. 5, 1986
53	II	Christian Bros. vs. Millsaps	Aug. 30, 2002
53	I	Centenary (La.) vs. Louisiana Col.	Oct. 27, 1999
53	III	Neb. Wesleyan vs. Midland Lutheran	Oct. 2, 1999
52	III	Benedictine (III.) vs. Mount Mary	Oct. 21, 2000
52	I	South Ala. vs. South Carolina St.	Aug. 29, 1999
52	III	Ohio Northern vs. Defiance	Oct. 7, 1997
52	I	North Texas vs. Troy	Aug. 31, 1997
52	I	Notre Dame vs. Providence	Aug. 31, 1996
52	I	Cincinnati vs. Mt. St. Joseph	Sept. 20, 1982
GOALS			
33	III	Neb. Wesleyan vs. Dana	Nov. 1, 1996
31	II	Wheeling Jesuit vs. Ohio Valley	Oct. 21, 2004
24	I	Hartford vs. Iona	Sept. 14, 1985

No.	Div.	Team vs. Opponent	Date
23	I	Sam Houston St. vs. Texas Southern	Aug. 27, 2004
23	II	Kennesaw St. vs. Spelman	Sept. 21, 2002
23	I	Liberty vs. South Carolina St.	Oct. 9, 1999
22	II	St. Mary's (Tex.) vs. Texas Southern	Sept. 21, 2004
22	I	North Texas vs. Troy	Aug. 31, 1997
22	III	Neb. Wesleyan vs. McPherson	Oct. 7, 1994
22	I	Radford vs. UNC Asheville	Oct. 5, 1986
21	II	Bryant vs. Bloomfield	Sept. 4, 2004
21	II	Christian Bros. vs. Millsaps	Aug. 30, 2002
21	II	C.W. Post vs. NJIT	Oct. 23, 1999
21	I	South Ala. vs. South Carolina St.	Aug. 29, 1999
21	III	Neb. Wesleyan vs. Midland Lutheran	Sept. 20, 1997
20	II	Shepherd vs. Ohio Valley	Oct. 1, 2004
20	I	Alabama vs. Jackson St.	Sept. 22, 2002
20	I	UTEP vs. Troy	Aug. 30, 1997
19	III	Hardin-Simmons vs. Concordia-Austin	Sept. 18, 2004
19	I	Centenary (La.) vs. Alcorn St.	Sept. 24, 2002
19	III	Simpson vs. Buena Vista	Oct. 10, 2001
19	III	Webster vs. Stephens	Sept. 6, 2001
19	I	Mercer vs. South Carolina St.	Aug. 27, 2000
19	I	Centenary (La.) vs. Louisiana Col.	Oct. 27, 1999
19	III	Luther vs. William Penn	Nov. 6, 1996
19	II	Southern N.H. vs. Lyndon St.	Sept. 13, 1984
19	I	Cincinnati vs. Mt. St. Joseph	Sept. 20, 1982
ASSISTS			
48	III	Neb. Wesleyan vs. Dana	Nov. 1, 1996
30	III	Neb. Wesleyan vs. McPherson	Oct. 7, 1994
27	III	Neb. Wesleyan vs. Northwestern (Iowa)	Sept. 4, 1996
26	III	Neb. Wesleyan vs. Midland Lutheran	Sept. 20, 1997
24	II	Minn. Duluth vs. Bemidji St.	Oct. 19, 1997
24	I	Notre Dame vs. Providence	Aug. 31, 1996
21	III	Webster vs. MacMurray	Sept. 8, 2003
21	III	Simpson vs. Buena Vista	Oct. 10, 2001
21	III	C.W. Post vs. NJIT	Oct. 23, 1999
21	I	Connecticut vs. West Virginia	1996
21	I	SMU vs. Trinity (Tex.)	Sept. 20, 1987
20	III	Luther vs. William Penn	Nov. 6, 1996
19	II	Shepherd vs. Ohio Valley	Oct. 1, 2004

No.	Div.	Team vs. Opponent	Date
19	II	Bryant vs. Bloomfield	Sept. 4, 2004
19	II	Humboldt St. vs. Cascade	Aug. 30, 2004
19	III	Neb. Wesleyan vs. Midland Lutheran	Oct. 2, 1999
19	II	Merrimack vs. Pace	Oct. 24, 1998
19	II	Merrimack vs. Concordia (N.Y.)	Sept. 7, 1997
19	I	UTEP vs. Troy	Aug. 30, 1997
18	III	Webster vs. Stephens	Sept. 6, 2001
18	I	Mercer vs. South Carolina St.	Aug. 27, 2000
18	III	Edgewood vs. Lakeland	Sept. 10, 1997
18	II	Southern N.H. vs. Lyndon St.	Sept. 13, 1984
17	II	Wayne St. (Neb.) vs. Northwestern (Ia.)	Aug. 31, 2001
17	III	Kalamazoo vs. Alma	Sept. 30, 2000
17	III	Hardin-Simmons vs. Concordia-Austin	Sept. 18, 2000
17	II	Lincoln Memorial vs. Campbellsville	Sept. 9, 2000
17	I	Nebraska vs. Ark.-Little Rock	Aug. 27, 2000
17	II	West Fla. vs. Millsaps	Sept. 11, 1998
17	II	Merrimack vs. NYIT	Sept. 4, 1995
17	I	Notre Dame vs. La Salle	Sept. 4, 1993

SAVES

No.	Div.	Team vs. Opponent	Date
55	III	Alvernia vs. Wesley	Sept. 25, 1999
51	III	Juniata vs. Messiah	Sept. 5, 1995
44	III	Lake Erie vs. Penn St.-Behrend	Oct. 17, 2000
44	III	Wis.-Superior vs. Northwestern (Minn.)	Sept. 11, 1999
43	III	Daniel Webster vs. Emerson	Oct. 21, 1998
43	III	Wooster vs. Denison	Oct. 1, 1985
42	III	Upper Iowa vs. Luther	Oct. 18, 2003
42	III	MacMurray vs. Principia	Oct. 9, 1999
42	III	Buffalo St. vs. Niagara	1992
41	III	Buena Vista vs. Northwestern (Iowa)	Sept. 27, 2001
41	III	Guilford vs. Western Caro.	Oct. 3, 1999
41	III	Colby-Sawyer vs. Plymouth St.	Oct. 22, 1998
41	III	Lake Erie vs. Wilmington (Ohio)	Oct. 2, 1995
41	III	Colby-Sawyer vs. Bates	Oct. 17, 1985
40	III	Wis.-Superior vs. Wis.-River Falls	Sept. 22, 2002
40	III	Agnes Scott vs. Meredith	Oct. 23, 1998
40	III	Goucher vs. St. Mary's (Minn.)	1991
39	I	Radford vs. North Carolina	Oct. 21, 1982
38	II	St. Michael's vs. Keene St.	Sept. 15, 1985
37	II	Concord vs. West Va. Wesleyan	Oct. 31, 1999

Season

GOALS PER GAME

Team (Div.)	Year	Games	No.	Avg.
Neb. Wesleyan (III)	1996	23	173	7.52
Christian Bros. (II)	2001	23	166	7.22
Franklin Pierce (II)	1995	20	129	6.45
Kalamazoo (III)	1998	21	135	6.43
Prairie View (I)	2004	13	80	6.15
Franklin Pierce (II)	1994	19	114	6.00
Cincinnati (I)	1982	16	96	6.00
Franklin Pierce (II)	1999	21	120	5.71
Hardin-Simmons (III)	2006	24	135	5.63
Franklin Pierce (II)	1998	22	122	5.55
Franklin Pierce (II)	1996	19	103	5.42
Notre Dame (I)	1997	25	135	5.40
Chestnut Hill (III)	2003	18	97	5.39
Notre Dame (I)	1996	26	140	5.38
Dallas (III)	2002	18	96	5.33
North Carolina (I)	1982	21	112	5.33
North Carolina (I)	1992	25	132	5.28
Southern N.H. (II)	1984	20	105	5.25
Heidelberg (III)	1990	17	89	5.24
Olivet (III)	1998	19	99	5.21
Pitt.-Johnstown (II)	2006	16	83	5.19
Neb. Wesleyan (II)	1997	20	103	5.15
Heidelberg (III)	1991	17	87	5.12
Luther (III)	2001	21	107	5.10
Hardin-Simmons (III)	2004	22	112	5.09

GOALS

Team (Div.)	Year	Games	Goals
Neb. Wesleyan (III)	1996	23	173
Christian Bros. (II)	2001	23	166
Notre Dame (I)	1996	26	140
Hardin-Simmons (III)	2006	24	135
Kalamazoo (III)	1998	21	135
Notre Dame (I)	1997	25	135
North Carolina (I)	1992	25	132

Team (Div.)	Year	Games	Goals
Franklin Pierce (II)	1995	20	129
Christian Bros. (II)	2002	26	123
Franklin Pierce (II)	1998	22	122
Franklin Pierce (II)	1999	21	120
North Carolina (I)	1984	25	120
Northern Ky. (II)	2001	24	118
North Carolina (I)	1997	28	117
St. Mary's (Minn.) (III)	1986	24	116
Bay Path (III)	2002	23	114
Franklin Pierce (II)	1994	19	114
North Carolina (I)	1994	27	114
North Carolina (I)	2003	27	113
North Carolina (I)	1986	25	113
Hardin-Simmons (III)	2004	22	112
North Carolina (I)	1982	21	112
Methodist (III)	2006	22	111
Wis.-Stevens Point (III)	2000	27	111
Notre Dame (I)	2005	25	110

GOALS-AGAINST AVERAGE

(Min. 1,200 Minutes)

Team (Div.)	Year	GA	Min.	GAA
TCNJ (III)	2001	1	1,800	0.050
North Carolina (I)	1987	2	2,190	0.082
TCNJ (III)	2000	3	2,243	0.120
Scranton (III)	2003	3	2,191	0.123
Wash. & Lee (III)	2006	3	2,130	0.127
Puget Sound (III)	2005	3	2,038	0.132
UC Santa Cruz (III)	2006	3	2,003	0.135
Franklin Pierce (II)	1994	3	1,710	0.158
TCNJ (III)	1999	4	2,248	0.160
Barry (II)	1989	3	1,680	0.161
Santa Clara (I)	1998	4	2,204	0.163
Ohio Wesleyan (III)	2002	4	2,183	0.165
Stanford (I)	2002	4	2,101	0.171
TCNJ (III)	2005	4	2,070	0.174
UC San Diego (III)	1989	4	2,045	0.176
Trinity (Tex.) (III)	2004	3	1,531	0.176
William Smith (III)	1988	4	1,926	0.187
William Smith (III)	1991	4	1,860	0.194
Franklin Pierce (II)	1995	4	1,800	0.200
Plymouth St. (III)	1988	4	1,800	0.200
TCNJ (III)	1993	5	2,247	0.200
Plymouth St. (III)	1994	4	1,710	0.210
William Smith (III)	2005	4	1,644	0.219
Hardin-Simmons (III)	2004	5	2,000	0.225
North Carolina (I)	1995	6	2,370	0.228

SAVES PER GAME

Team (Div.)	Year	Games	Saves	Avg.
Juniata (III)	1995	12	290	24.17
Colby-Sawyer (III)	1985	16	360	22.50
Albright (III)	2000	17	379	22.29
Daniel Webster (III)	1995	12	259	21.58
New Jersey City (III)	1998	11	237	21.55
Robert Morris (I)	1992	13	280	21.54
Agnes Scott (III)	1992	15	313	20.87
Colby-Sawyer (III)	1982	13	271	20.85
Daniel Webster (III)	1996	14	291	20.79
Colorado St.-Pueblo (II)	1994	14	291	20.79
New Jersey City (III)	2000	18	371	20.61
Marian (Wis.) (III)	2002	18	365	20.28
Fordham (I)	1993	16	321	20.06
Lake Erie (III)	2000	20	398	19.90
Alvernia (III)	1999	16	317	19.81
Millsaps (III)	1998	18	356	19.78
Wis.-Superior (III)	2000	15	296	19.73
Sweet Briar (III)	1998	16	314	19.63
Tennessee Tech (I)	1997	16	314	19.63
Notre Dame (Md.) (III)	1989	11	214	19.45
Marymount (Va.) (III)	1994	18	350	19.44
Earlham (III)	1990	16	311	19.44
McDaniel (III)	1993	15	289	19.27
SUNYIT (III)	1998	18	345	19.17
Arkansas (I)	1994	20	383	19.15

SAVES

Team (Div.)	Year	Games	Saves
Lake Erie (III)	2000	20	398
Arkansas (I)	1994	20	383
Albright (III)	2000	17	379
Merrimack (II)	1985	22	379
New Jersey City (III)	2000	18	371

Team (Div.)	Year	Games	Saves
Marian (Wis.) (III)	2002	18	365
Colby-Sawyer (III)	1985	16	360
Millsaps (III)	1998	18	356
Marymount (Va.) (III)	1994	18	350
SUNYIT (III)	1998	18	345
Robert Morris (I)	1993	18	343
King's (Pa.) (III)	1998	18	330
Bryn Mawr (III)	1998	19	326
Southern Me. (III)	1994	18	322
Fordham (I)	1993	16	321
Guilford (III)	1999	19	319
La Roche (III)	2000	20	317
Alvernia (III)	1999	16	317
Colby-Sawyer (III)	1998	20	316
Sweet Briar (III)	1998	16	314
Tennessee Tech (I)	1997	16	314
Stony Brook (I)	1992	20	313
Agnes Scott (III)	1992	15	313
Earlham (III)	1990	16	311
Clarkson (III)	1995	17	307
Wheaton (Mass.) (III)	1993	19	307

SAVE PERCENTAGE

Team (Div.)	Year	Games	Saves	GA	Pct.
Puget Sound (III)	2005	22	90	3	.968
UC Santa Cruz (III)	2006	21	70	3	.959
Scranton (III)	2003	24	64	3	.955
Lehigh (I)	2005	18	87	5	.946
William Smith (III)	2005	18	65	4	.942
Macalester (III)	2005	22	92	6	.939
Wash. & Lee (III)	2006	23	43	3	.935
Grinnell (III)	2006	19	89	7	.927
Hope (III)	2005	21	88	7	.926
Lynchburg (III)	2005	23	73	6	.924
Ithaca (III)	2005	19	109	9	.924
Wis.-Stout (III)	2005	18	141	12	.922
Calvin (III)	2006	23	70	6	.921
Kennesaw St. (II)	2002	19	69	6	.920
Navy (I)	2006	24	101	9	.918
Adelphi (II)	2003	21	78	7	.918
Central Okla. (II)	2002	23	87	8	.916
Fresno St. (I)	2006	21	107	10	.915
West Chester (II)	2005	24	73	7	.913
Truman (II)	2001	21	83	8	.912
Maine (I)	2006	20	80	8	.909
Harvard (I)	2005	16	80	8	.909
Truman (II)	2004	22	90	9	.909

SHUTOUT PERCENTAGE**(Min. 12 Shutouts)**

Team (Div.)	Year	Games	No.	Pct.
TCNJ (III)	2001	20	19	.950
Puget Sound (III)	2005	22	20	.909
North Carolina (I)	1987	24	22	.917
Scranton (III)	2003	24	21	.875
TCNJ (III)	2000	24	21	.875
Santa Clara (I)	1998	24	21	.875
TCNJ (III)	1993	24	21	.875
Wash. & Lee (III)	2006	23	20	.870
TCNJ (III)	2005	23	20	.870
UC Santa Cruz (III)	2006	21	18	.857
UC San Diego (III)	1989	21	18	.857
William Smith (III)	1991	20	17	.850
Wheaton (Mass.) (III)	2004	26	22	.846
Franklin Pierce (II)	1994	19	16	.842
William Smith (III)	2005	18	15	.833
Puget Sound (III)	2004	24	20	.833
Ohio Wesleyan (III)	2002	24	20	.833
TCNJ (III)	1999	24	20	.833
Plymouth St. (III)	1994	18	15	.833
Barry (II)	1989	18	15	.833
Stanford (I)	2002	23	19	.826
Trinity (Tex.) (III)	2004	17	14	.824
Hardin-Simmons (III)	2004	22	18	.818
Minn. Duluth (II)	2000	21	17	.810
DePauw (III)	1999	21	17	.809

SHUTOUTS

Team (Div.)	Year	Games	Shutouts
Wheaton (Mass.) (III)	2004	26	22
North Carolina (I)	1997	24	22
North Carolina (I)	1987	28	22
Scranton (III)	2003	24	21
TCNJ (III)	2000	24	21
Santa Clara (I)	1998	24	21
TCNJ (III)	1993	24	21
Wash. & Lee (III)	2006	23	20
Puget Sound (III)	2005	22	20
TCNJ (III)	2005	23	20
Puget Sound (III)	2004	24	20
Ohio Wesleyan (III)	2002	24	20
TCNJ (III)	1999	24	20
North Carolina (I)	1998	26	20
North Carolina (I)	1995	26	20
North Carolina (I)	1994	27	20



2006 Women's Statistical Leaders

Division I Individual Leaders	186
Division I Team Leaders.....	187
Division II Individual Leaders.....	188
Division II Team Leaders.....	190
Division III Individual Leaders.....	191
Division III Team Leaders	192



Division I Individual Leaders

Points Per Game

Rank	Name, Team	Cl.	Gms.	Goals	Asst.	Pts.	PPG
1.	Belinda Kanda, Alabama A&M	So.	16	20	9	49	3.06
2.	Kala Morgan, Middle Tenn.	So.	21	22	8	52	2.48
3.	Kerri Hanks, Notre Dame	So.	27	22	22	66	2.44
4.	Brittany Bisnott, Niagara	Jr.	20	21	3	45	2.25
5.	Kathryn Moos, Brown	Sr.	17	15	6	36	2.12
6.	Deana Everett, West Virginia	So.	21	18	7	43	2.05
7.	Holly Grogan, Middle Tenn.	Jr.	21	15	12	42	2.00
8.	Michele Weissenhofer, Notre Dame	Fr.	27	18	17	53	1.96
9.	Ali Wean, St. Joseph's	Sr.	17	14	5	33	1.94
10.	Mary Parker, Detroit	Sr.	21	17	6	40	1.90
11.	Alberta Annan, Alabama A&M	Jr.	17	13	6	32	1.88
	Stephanie Gross, Wis.-Green Bay	Sr.	17	13	6	32	1.88
13.	Taryn Hemmings, Denver	Jr.	23	16	11	43	1.87
14.	Lauren Cheney, UCLA	Fr.	21	19	1	39	1.86
15.	Andrea Lopez, Monmouth	Fr.	20	13	10	36	1.80
16.	Stephanie Gartley, Niagara	So.	20	14	7	35	1.75
	Laura Tucker, Kennesaw St.	Sr.	16	12	4	28	1.75
18.	Claire Zimmeck, William & Mary	So.	19	14	4	32	1.68
19.	Zachene Crooks, Jackson St.	So.	15	12	1	25	1.67
	Katie Sanchez, Fordham	So.	18	12	6	30	1.67
21.	Michelle Enyeart, Portland	Fr.	23	16	6	38	1.65
22.	Aisha Horne, Jackson St.	Sr.	17	13	2	28	1.65
23.	Carrie Patterson, Georgia	Fr.	19	12	7	31	1.63
	Rachel Sepeng, Alabama A&M	Jr.	19	13	5	31	1.63
25.	Meggie Curran, Navy	Sr.	24	12	15	39	1.63
26.	Brittany Timko, Nebraska	Sr.	18	11	7	29	1.61
27.	Shoko Mikami, Memphis	Sr.	20	12	8	32	1.60
28.	Jenna Billingsley, Denver	Jr.	22	15	5	35	1.59
29.	Viola Howard, Jackson St.	Sr.	17	12	3	27	1.59
30.	Mia Tofano, Evansville	So.	19	12	6	30	1.58

Institution Reclassifying to Division I

NR	Kirby Stenard, Francis Marion	Fr.	19	14	4	32	1.68
----	-------------------------------	-----	----	----	---	----	------

Goals Per Game

Rank	Name, Team	Cl.	Games	Goals	GPG
1.	Belinda Kanda, Alabama A&M	So.	16	20	1.25
2.	Brittany Bisnott, Niagara	Jr.	20	21	1.05
3.	Kala Morgan, Middle Tenn.	So.	21	22	1.05
4.	Lauren Cheney, UCLA	Fr.	21	19	0.90
5.	Kathryn Moos, Brown	Sr.	17	15	0.88
6.	Deana Everett, West Virginia	So.	21	18	0.86
7.	Ali Wean, St. Joseph's	Sr.	17	14	0.82
8.	Kerri Hanks, Notre Dame	So.	27	22	0.81
9.	Mary Parker, Detroit	Sr.	21	17	0.81
10.	Zachene Crooks, Jackson St.	So.	15	12	0.80
11.	Alberta Annan, Alabama A&M	Jr.	17	13	0.76
	Stephanie Gross, Wis.-Green Bay	Sr.	17	13	0.76
	Aisha Horne, Jackson St.	Sr.	17	13	0.76
14.	Laura Tucker, Kennesaw St.	Sr.	16	12	0.75
15.	Claire Zimmeck, William & Mary	So.	19	14	0.74
16.	Holly Grogan, Middle Tenn.	Jr.	21	15	0.71
17.	Nikki Marshall, Colorado	Fr.	24	17	0.71
18.	Viola Howard, Jackson St.	Sr.	17	12	0.71
19.	Stephanie Gartley, Niagara	So.	20	14	0.70
20.	Michelle Enyeart, Portland	Fr.	23	16	0.70
	Taryn Hemmings, Denver	Jr.	23	16	0.70
22.	Rachel Sepeng, Alabama A&M	Jr.	19	13	0.68
23.	Jenna Billingsley, Denver	Jr.	22	15	0.68
24.	Amanda Alders, Stephen F. Austin	So.	18	12	0.67
	Katie Sanchez, Fordham	So.	18	12	0.67
	Michele Weissenhofer, Notre Dame	Fr.	27	18	0.67
27.	Andrea Lopez, Monmouth	Fr.	20	13	0.65
28.	Lisa Collison, Ohio St.	So.	17	11	0.65
29.	Anna Betton, Furman	Jr.	22	14	0.64
30.	Danesha Adams, UCLA	Fr.	19	12	0.63
	Carrie Patterson, Georgia	Fr.	19	12	0.63
	Mia Tofano, Evansville	So.	19	12	0.63
	Kristi Tomczyk, Oakland	Jr.	19	12	0.63

Institution Reclassifying to Division I

NR	Kirby Stenard, Francis Marion	Fr.	19	14	0.74
NR	Ashley Fortune, Francis Marion	Jr.	19	12	0.63

Assists Per Game

Rank	Name, Team	Cl.	Games	Assists	APG
1.	Sarah Clapham, Kennesaw St.	So.	17	15	0.88
2.	Kerri Hanks, Notre Dame	So.	27	22	0.81
3.	Julian Johnson, Virginia Tech	Fr.	18	12	0.67
4.	Anoop Josan, UTEP	Fr.	21	14	0.67
5.	Michele Weissenhofer, Notre Dame	Fr.	27	17	0.63
6.	Meggie Curran, Navy	Sr.	24	15	0.63
7.	Heather O'Reilly, North Carolina	Sr.	27	16	0.59
8.	Cassie Barbaresi, Navy	Fr.	22	13	0.59
9.	Gentry Detter, Oral Roberts	Sr.	17	10	0.59
	Whitney Steelman, Wofford	Jr.	17	10	0.59
11.	Courtney McMahon, Manhattan	Fr.	19	11	0.58
12.	Kim Bonilla, West Virginia	Jr.	21	12	0.57
	Holly Grogan, Middle Tenn.	Jr.	21	12	0.57
14.	Belinda Kanda, Alabama A&M	So.	16	9	0.56
	Jennifer Threlkeld, Middle Tenn.	Fr.	16	9	0.56
16.	Sarah Kirkley, East Caro.	Fr.	18	10	0.56
17.	Angie Wozniak, Portland	Jr.	24	13	0.54
18.	Rebecca Bohler, Samford	Jr.	18	9	0.50
	Lisa Channon, Radford	Sr.	18	9	0.50
	Christine Gans, Long Island	Sr.	22	11	0.50
	Annamarie Hofstetter, Idaho St.	Fr.	20	10	0.50
	Andrea Lopez, Monmouth	Fr.	20	10	0.50
	Lindsey Redlin, Pepperdine	Sr.	20	10	0.50
	Emily Wynne, Pepperdine	So.	20	10	0.50
25.	Jen Buczkowski, Notre Dame	Sr.	27	13	0.48
	Whitney Engen, North Carolina	Fr.	27	13	0.48
27.	Taryn Hemmings, Denver	Jr.	23	11	0.48
28.	Lara Dickenmann, Ohio St.	Jr.	19	9	0.47
	Ashley Hoch, Western Ill.	So.	19	9	0.47
30.	Lindsay Cunningham, Brown	So.	17	8	0.47
	Danielle Shank, Southeastern La.	Jr.	17	8	0.47
	Amanda Winn, Wis.-Milwaukee	Jr.	17	8	0.47

Institution Reclassifying to Division I

NR	Angela Salem, Francis Marion	Fr.	17	11	0.65
NR	Brandi Sutphin, Francis Marion	Jr.	18	9	0.50

Goals-Against Average

Rank	Name, Team	Cl.	Games	Min.	GA	GAA
1.	Lizzie Barnes, Navy	So.	23	1,852	6	0.292
2.	Jasmine Phillips, Maine	So.	20	1,882	8	0.383
3.	Anna Rodenbough, North Carolina	So.	28	2,301	10	0.391
4.	Lauren Karas, Notre Dame	Jr.	26	2,214	10	0.406
5.	Staci Pugh, Kennesaw St.	Fr.	17	1,600	8	0.450
6.	Jillian Loyden, Villanova	Jr.	22	1,994	10	0.451
7.	Angie Larsen, Fresno St.	Sr.	21	1,955	10	0.460
8.	Erin Kane, Wis.-Milwaukee	So.	20	1,852	10	0.486
9.	Joanna Haig, Louisville	Jr.	16	1,460	8	0.493
10.	Erin Guthrie, Rutgers	Fr.	23	2,130	12	0.507
11.	Danielle Wiley, Denver	Sr.	21	1,755	10	0.513
12.	Stephanie Dreyer, Boston U.	Sr.	19	1,751	10	0.514
13.	Erika Woodbury, BYU	Jr.	20	1,889	11	0.524
14.	Caitlin Holmes, Nevada	Fr.	13	1,180	7	0.534
15.	Andrea Shaw, Illinois St.	Sr.	12	969	6	0.557
16.	Krystle Donaldson, Northwestern St.	Jr.	15	1,084	7	0.581
17.	Amanda Webb, Dartmouth	Jr.	16	1,381	9	0.586
18.	Lana Bannerman, West Virginia	Sr.	21	1,960	13	0.597
19.	Tyler Griffin, Vanderbilt	Sr.	20	1,960	13	0.597
20.	Anne Ogundele, Kentucky	Sr.	24	2,245	15	0.601
21.	Megan Tuura, Michigan	Sr.	20	1,793	12	0.602
22.	Veronica Simonton, Southern California	Jr.	21	1,895	13	0.617
23.	Liz Ramos, Long Beach St.	So.	20	1,734	12	0.623
24.	Meagan McCray, Santa Clara	So.	16	1,395	10	0.645
25.	Ali Mims, Florida St.	Sr.	26	2,355	17	0.650
26.	Cori Alexander, Portland	Sr.	24	2,076	15	0.650
27.	Meghan Walker, William & Mary	So.	21	1,973	15	0.684
28.	Brynn Bemis, Washington St.	Jr.	14	1,311	10	0.686
29.	Joslyn Slovek, Loyola Marymount	Jr.	19	1,803	14	0.699
30.	Laura Armstrong, South Carolina	Jr.	20	1,800	14	0.700

Saves Per Game

Rank	Name, Team	Cl.	Games	Saves	SPG
1.	Katie Shelton, Lipscomb	Jr.	17	206	12.12
2.	Jessica Garcia, Prairie View	Fr.	17	189	11.12
3.	Trina Fletcher, Ark.-Pine Bluff	Jr.	12	129	10.75
4.	Stacey Matthiessen, Chattanooga	Sr.	17	146	8.59
5.	Melissa Saucedo, Sam Houston St.	Sr.	17	144	8.47
6.	Jessamyn Perkins, Howard	So.	11	91	8.27
7.	Christina Graul, Eastern Ky.	Sr.	17	140	8.24
8.	Tiera Como, Eastern Wash.	Sr.	19	152	8.00
	Jilian Fueshko, St. Peter's	Fr.	17	136	8.00
	Keisha McDaniel, Texas Southern	So.	13	104	8.00
11.	Tara McQueen, Delaware St.	Fr.	14	111	7.93
12.	Kyla Clark, Fairleigh Dickinson	Sr.	16	126	7.88
13.	Michelle Kmitek, Jacksonville	Sr.	22	173	7.86
14.	Caitlin Bodzioney, Youngstown St.	Fr.	17	133	7.82
15.	Lindsey Dare, Minnesota	So.	13	101	7.77
16.	Cara Sullivan, Tenn.-Martin	Fr.	19	147	7.74
17.	Cara LaRocca, DePaul	Jr.	18	137	7.61
18.	Brit Bunnell, Citadel	Jr.	13	96	7.38
19.	Marisa Viola, Stony Brook	Fr.	17	121	7.12
20.	Mallory George, La.-Monroe	Fr.	19	133	7.00
21.	Leslie King, Morehead St.	So.	19	132	6.95
22.	Cherie Silas, Grambling	Fr.	13	89	6.85
23.	Brandi Daniels, Towson	Jr.	18	123	6.83
	Kelly Goodman, Arkansas St.	Jr.	12	82	6.83
25.	Nikki Resnick, Maryland	Sr.	18	122	6.78
26.	Ashley Sheppard, Wyoming	Jr.	13	87	6.69
27.	Krista Thorley, UNI	Jr.	13	86	6.62
28.	Jessica Pietrowicz, Holy Cross	Jr.	18	118	6.56
29.	Elizabeth Tarasevich, Temple	Sr.	11	72	6.55
30.	Anna Lebo, Mt. St. Mary's	Jr.	19	124	6.53

Save Percentage

Rank	Name, Team	Cl.	Games	Saves	GA	Pct.
1.	Lizzie Barnes, Navy	So.	23	84	6	.933
2.	Angie Larsen, Fresno St.	Sr.	21	105	10	.913
3.	Jasmine Phillips, Maine	So.	20	80	8	.909
4.	Jillian Loyden, Villanova	Jr.	22	93	10	.903
5.	Krystle Donaldson, Northwestern St.	Jr.	15	63	7	.900
6.	Lindsey Dare, Minnesota	So.	13	101	12	.894
7.	Nikki Resnick, Maryland	Sr.	18	122	15	.891
8.	Caitlin Holmes, Nevada	Fr.	13	54	7	.885
9.	Marisa Viola, Stony Brook	Fr.	17	121	16	.883
10.	Anne Ogundebe, Kentucky	Sr.	24	112	15	.882
11.	Staci Pugh, Kennesaw St.	Fr.	17	59	8	.881
12.	Dimitra Poulos, Winthrop	So.	20	116	16	.879
13.	Jamie Farrell, IUPUI	Fr.	16	71	10	.877
14.	Joanna Haig, Louisville	Jr.	16	56	8	.875
15.	Brandi Daniels, Towson	Jr.	18	123	18	.872
16.	Krysten Farriella, Hofstra	Fr.	13	60	9	.870
17.	Tyler Griffin, Vanderbilt	Sr.	21	86	13	.869
18.	Brynn Bemis, Washington St.	Jr.	14	66	10	.868
19.	Andrea Shaw, Illinois St.	Sr.	12	38	6	.864
20.	Eliza Bennett-Hattan, Syracuse	Fr.	13	75	12	.862
21.	Ashley Sheppard, Wyoming	Jr.	13	87	14	.861
22.	Joslyn Slovek, Loyola Marymount	Jr.	19	84	14	.857
	Megan Tuura, Michigan	Sr.	20	72	12	.857
24.	Meagan McCray, Santa Clara	So.	16	59	10	.855
25.	Jaime Souza, Pacific	Jr.	18	82	14	.854
26.	Crista Wood, Southeastern La.	Sr.	18	70	12	.854
27.	Erika Woodbury, BYU	Jr.	20	63	11	.851
28.	Lauren Mason, Purdue	Sr.	23	97	17	.851
29.	Stephanie Dreyer, Boston U.	Sr.	19	57	10	.851
30.	Amber Campbell, East Caro.	So.	20	85	15	.850
	Erin Guthrie, Rutgers	Fr.	23	68	12	.850
	Amanda Webb, Dartmouth	Jr.	16	51	9	.850

Institution Reclassifying to Division I

NR	Nicole Lograsso, South Dakota St.	Jr.	15	62	10	.861
----	-----------------------------------	-----	----	----	----	------

Division I Team Leaders

Scoring Offense

Rank	Team	Games	Goals	GPG
1.	Alabama A&M	19	78	4.11
2.	Jackson St.	17	68	4.00
3.	Middle Tenn.	21	78	3.71
4.	Mississippi Val.	19	69	3.63
5.	Denver	23	74	3.22
6.	Notre Dame	27	85	3.15
7.	Texas A&M	24	72	3.00
8.	Navy	24	70	2.92
9.	North Carolina	28	81	2.89
10.	Kennesaw St.	17	46	2.71
11.	Niagara	20	54	2.70
12.	UTEP	21	56	2.67
13.	Portland	24	63	2.63
14.	West Virginia	21	55	2.62
15.	North Texas	22	57	2.59
16.	Memphis	20	48	2.40
17.	St. Louis	21	49	2.33
18.	Manhattan	19	42	2.21
19.	Boston College	22	48	2.18
20.	Brown	17	37	2.18
21.	Rice	18	39	2.17
22.	Southeastern La.	19	41	2.16
23.	Fordham	21	45	2.14
	William & Mary	21	45	2.14
25.	UCLA	25	53	2.12
26.	Valparaiso	19	40	2.11
	Evansville	19	40	2.11
28.	Charlotte	20	42	2.10
29.	SMU	23	47	2.04
30.	Texas	25	51	2.04

Institution Reclassifying to Division I

NR	North Dakota St.	21	51	2.43
NR	Longwood	19	42	2.21
NR	Central Ark.	17	36	2.12
NR	Francis Marion	19	39	2.05

Goals-Against Average

Rank	Team	Games	GA	Min.	GAA
1.	Navy	24	9	2,180	0.372
2.	Maine	20	8	1,882	0.383
3.	Notre Dame	27	11	2,450	0.404
4.	Wis.-Milwaukee	22	10	2,045	0.440
5.	Kennesaw St.	17	8	1,600	0.450
6.	Fresno St.	21	10	1,987	0.453
7.	North Carolina	28	13	2,548	0.459
8.	Louisville	20	10	1,901	0.473
9.	Villanova	22	11	2,067	0.479
10.	Denver	23	11	2,008	0.493
11.	Rutgers	23	12	2,161	0.500
12.	BYU	20	11	1,889	0.524
13.	Stanford	23	13	2,111	0.554
14.	Dartmouth	17	10	1,553	0.580
15.	Southern California	21	13	1,998	0.586
16.	West Virginia	21	13	1,970	0.594
17.	Kentucky	24	15	2,245	0.601
18.	Nevada	22	14	2,075	0.607
19.	Long Beach St.	20	13	1,844	0.635
20.	Boston U.	21	14	1,959	0.643
21.	Portland	24	16	2,226	0.647
22.	Southeastern La.	19	13	1,799	0.651
23.	Santa Clara	21	14	1,935	0.651
24.	Oklahoma St.	23	16	2,181	0.660
25.	Florida St.	26	18	2,430	0.667
26.	Loyola Marymount	19	14	1,850	0.681
27.	William & Mary	21	15	1,980	0.682
28.	South Carolina	22	16	2,093	0.688
29.	California	22	16	2,082	0.692
30.	Columbia	18	13	1,684	0.695

Shutout Percentage

Rank	Team	Games	Shutouts	Pct.
1.	Navy	24	19	0.79
2.	Fresno St.	21	16	0.76
3.	Wis.-Milwaukee	22	16	0.73
4.	Kennesaw St.	17	12	0.71
5.	Notre Dame	27	19	0.70
6.	Rutgers	23	16	0.70
7.	Southeastern La.	19	13	0.68
8.	Villanova	22	15	0.68
9.	Southern California	21	14	0.67
10.	Stanford	23	15	0.65
11.	Long Beach St.	20	13	0.65
12.	North Carolina	28	18	0.64
13.	West Virginia	21	13	0.62
	Boston U.	21	13	0.62
15.	Denver	23	14	0.61
16.	Maine	20	12	0.60
	BYU	20	12	0.60
18.	Dartmouth	17	10	0.59
19.	Kentucky	24	14	0.58
20.	SMU	23	13	0.57
21.	Columbia	18	10	0.56
	Rice	18	10	0.56
23.	Louisville	20	11	0.55
24.	California	22	12	0.55
	Nevada	22	12	0.55
26.	Portland	24	13	0.54
27.	Florida St.	26	14	0.54
28.	Morehead St.	19	10	0.53
29.	William & Mary	21	11	0.52
	Santa Clara	21	11	0.52
	UTEP	21	11	0.52

Save Percentage

Rank	Team	Saves	GA	Pct.
1.	Navy	101	9	.918
2.	Fresno St.	107	10	.915
3.	Maine	80	8	.909
4.	Villanova	96	11	.897
5.	Maryland	125	15	.893
6.	Kentucky	117	15	.886
7.	Stony Brook	122	16	.884
	Kennesaw St.	61	8	.884
9.	Winthrop	120	16	.882
10.	Louisville	74	10	.881
11.	Towson	126	18	.875
12.	Purdue	107	17	.863
13.	Minnesota	142	23	.861

Rank	Team	Saves	GA	Pct.
14.	UTEP	122	20	.859
15.	Southeastern La.	79	13	.859
16.	Loyola Marymount	85	14	.859
17.	Rutgers	72	12	.857
	Washington St.	90	15	.857
19.	Pacific	83	14	.856
20.	BYU	64	11	.853
21.	Vanderbilt	91	16	.850
22.	Tenn.-Martin	153	27	.850
23.	Eastern Mich.	113	20	.850
24.	Nevada	79	14	.849
25.	William & Mary	84	15	.848
26.	Cal St. Fullerton	134	24	.848
	Wyoming	134	24	.848
28.	IUPUI	122	22	.847
29.	Massachusetts	88	16	.846
30.	Arizona St.	93	17	.845

Winning Percentage

Rank	Team	Won	Lost	Tied	*Pct.
1.	North Carolina	27	1	0	.964
2.	Notre Dame	25	1	1	.944
3.	Navy	21	2	1	.896
4.	William & Mary	16	1	4	.857
5.	Denver	19	3	1	.848
6.	UCLA	21	4	0	.840
7.	Kennesaw St.	13	2	2	.824
8.	Middle Tenn.	17	4	0	.810
9.	Oklahoma St.	17	3	3	.804
10.	Rutgers	16	3	4	.783
11.	Texas	18	4	3	.780
12.	Villanova	16	4	2	.773
	Wis.-Milwaukee	16	4	2	.773
14.	Portland	17	4	3	.771
15.	Florida St.	18	4	4	.769
16.	St. Louis	15	4	2	.762
17.	Old Dominion	17	5	1	.761
	SMU	17	5	1	.761
19.	Penn St.	18	5	3	.750
	Maine	14	4	2	.750
	BYU	13	3	4	.750
	Utah	16	5	1	.750
	Monmouth	14	4	2	.750
24.	West Virginia	14	4	3	.738
	Santa Clara	15	5	1	.738
26.	Central Mich.	13	4	2	.737
	Alabama A&M	14	5	0	.737
	Wright St.	12	3	4	.737
29.	Dartmouth	12	4	1	.735
30.	Texas A&M	17	6	1	.729

*Ties computed as half won, half lost.

Division II Individual Leaders

Points Per Game

Rank	Name, Team	Cl.	Gms.	Goals	Asst.	Pts.	PPG
1.	Katy Tafler, Grand Valley St.	So.	22	33	7	73	3.32
2.	Alicia Zack, Pitt.-Johnstown	Fr.	16	22	8	52	3.25
3.	Sarit Shenar, West Tex. A&M	Sr.	19	22	14	58	3.05
4.	Ina Wam Bjorklid, Ala.-Huntsville	Fr.	15	17	7	41	2.73
5.	Jocelyn Savastano, St. Anselm	Sr.	20	22	9	53	2.65
6.	Kylee Hanavan, Metro St.	Sr.	25	23	20	66	2.64
7.	Shelby Kuni, Tampa	So.	22	26	6	58	2.64
8.	Sarah Romasco, Indiana (Pa.)	Fr.	21	21	13	55	2.62
9.	Beth McGill, Neb.-Omaha	Sr.	22	22	12	56	2.55
10.	Rebecca Angus, Carson-Newman	Sr.	20	21	8	50	2.50
	Danielle Dos Santos, Lincoln Memorial	So.	12	12	6	30	2.50
12.	Therese Petersson, Bridgeport	So.	24	26	6	58	2.42
13.	Crystal Lindsay, New Haven	Sr.	21	23	4	50	2.38
14.	Begum Malali, Wilmington (Del.)	Jr.	17	18	4	40	2.35
15.	Jocelyn Charette, Tampa	Fr.	22	21	9	51	2.32
16.	Heloise de Oliveira, Lincoln Memorial	Jr.	16	12	13	37	2.31
17.	Sarah Powell, Mercyhurst	So.	20	18	10	46	2.30
18.	Shurell Burton, Nova Southeastern	So.	15	15	4	34	2.27
19.	Tara Davis, Barton	Jr.	17	15	8	38	2.24
20.	Laura Crews, Pfeiffer	Jr.	19	20	2	42	2.21

Rank	Name, Team	Cl.	Gms.	Goals	Asst.	Pts.	PPG
	Gabriela Demoner, Franklin Pierce	Jr.	19	15	12	42	2.21
22.	Vanessa Moreira, Dowling	Fr.	15	16	1	33	2.20
	Leanna Neuner, Concord	Sr.	20	20	4	44	2.20
24.	Lindsay Giblin, Rollins	So.	18	15	9	39	2.17
	Julie Karcher, West Chester	Sr.	24	21	10	52	2.17
	Kristie Smilanich, Ferris St.	Jr.	18	18	3	39	2.17
27.	Becky Fleming, Quincy	Fr.	21	19	7	45	2.14
28.	Krysten Medzie, Pitt.-Johnstown	Fr.	16	12	10	34	2.13
29.	Emily Mearns, BYU-Hawaii	Fr.	15	13	5	31	2.07
30.	Kim Griffith, St. Thomas Aquinas	Jr.	17	16	3	35	2.06

Institution Reclassifying to Division II

NR	Ashley Bradford, Chowan	Fr.	18	21	8	50	2.78
----	-------------------------	-----	----	----	---	----	------

Goals Per Game

Rank	Name, Team	Cl.	Games	Goals	GPG
1.	Katy Tafler, Grand Valley St.	So.	22	33	1.50
2.	Alicia Zack, Pitt.-Johnstown	Fr.	16	22	1.38
3.	Shelby Kuni, Tampa	So.	22	26	1.18
4.	Sarit Shenar, West Tex. A&M	Sr.	19	22	1.16
5.	Ina Wam Bjorklid, Ala.-Huntsville	Fr.	15	17	1.13

Rank	Name, Team	Cl.	Games	Goals	GPG
6.	Jocelyn Savastano, St. Anselm	Sr.	20	22	1.10
7.	Crystal Lindsay, New Haven	Sr.	21	23	1.10
8.	Therese Petersson, Bridgeport	So.	24	26	1.08
9.	Vanessa Moreira, Dowling	Fr.	15	16	1.07
10.	Begum Malali, Wilmington (Del.)	Jr.	17	18	1.06
11.	Laura Crews, Pfeiffer	Jr.	19	20	1.05
12.	Rebecca Angus, Carson-Newman	Sr.	20	21	1.05
13.	Shurell Burton, Nova Southeastern	So.	15	15	1.00
	Danielle Dos Santos, Lincoln Memorial	So.	12	12	1.00
	Beth McGill, Neb.-Omaha	Sr.	22	22	1.00
	Leanna Neuner, Concord	Sr.	20	20	1.00
	Sarah Romasco, Indiana (Pa.)	Fr.	21	21	1.00
	Kristie Smilanich, Ferris St.	Jr.	18	18	1.00
19.	Jocelyn Charette, Tampa	Fr.	22	21	0.95
20.	Kim Griffith, St. Thomas Aquinas	Jr.	17	16	0.94
21.	Kylee Hanavan, Metro St.	Sr.	25	23	0.92
22.	Becky Fleming, Quincy	Fr.	21	19	0.90
23.	Sarah Powell, Mercyhurst	So.	20	18	0.90
24.	Tara Davis, Barton	Jr.	17	15	0.88
25.	Julie Karcher, West Chester	Sr.	24	21	0.88
	Kellie Stevens, Pitt.-Johnstown	Sr.	16	14	0.88
27.	Emily Mearns, BYU-Hawaii	Fr.	15	13	0.87
28.	Lindsay Giblin, Rollins	So.	18	15	0.83
	Sofia Hoflin, Bridgeport	Fr.	24	20	0.83
30.	Kristin Burton, Armstrong Atlantic	Fr.	23	19	0.83
	Rachel Garofolo, Tiffin	Sr.	23	19	0.83
Institution Reclassifying to Division II					
NR	Ashley Bradford, Chowan	Fr.	18	21	1.17

Assists Per Game

Rank	Name, Team	Cl.	Games	Assists	APG
1.	April Jacobs, Mount Olive	Jr.	22	19	0.86
2.	Samantha Robinson, Tampa	Sr.	22	18	0.82
3.	Helois de Oliveira, Lincoln Memorial	Jr.	16	13	0.81
4.	Kylee Hanavan, Metro St.	Sr.	25	20	0.80
5.	Chrissy Burnsworth, Pitt.-Johnstown	Fr.	16	12	0.75
6.	Sarit Shenar, West Tex. A&M	Sr.	19	14	0.74
7.	Ashley Porter, Seattle	Jr.	20	14	0.70
8.	Abby Jones, Ala.-Huntsville	Sr.	16	11	0.69
9.	Niquita Amirkhanian, Tiffin	Jr.	23	15	0.65
10.	Kim Abbott, St. Edward's	Fr.	20	13	0.65
11.	Kelly White, Hawaii-Hilo	Fr.	14	9	0.64
12.	Gabriela Demoner, Franklin Pierce	Jr.	19	12	0.63
13.	Krysten Medzie, Pitt.-Johnstown	Fr.	16	10	0.63
14.	Sarah Romasco, Indiana (Pa.)	Fr.	21	13	0.62
15.	Shannon Carrier, Grand Valley St.	Sr.	22	13	0.59
16.	Brittany Yetter, West Chester	So.	24	14	0.58
17.	Colby Bugda, Wilmington (Del.)	Sr.	18	10	0.56
	Melissa Samio, Wilmington (Del.)	Sr.	18	10	0.56
19.	Amanda Iwansky, Neb.-Omaha	So.	20	11	0.55
20.	Beth McGill, Neb.-Omaha	Sr.	22	12	0.55
	Caitlyn Wright, Mount Olive	Jr.	22	12	0.55
22.	Emily Swisshelm, Charleston (W.V.)	Sr.	17	9	0.53
23.	Kimberly Oberski, Saginaw Valley	So.	19	10	0.53
24.	Lyndsi Stricklen, Armstrong Atlantic	So.	23	12	0.52
25.	Danielle Dos Santos, Lincoln Memorial	So.	12	6	0.50
	Lindsay Giblin, Rollins	So.	18	9	0.50
	Sarah Powell, Mercyhurst	So.	20	10	0.50
	Brianne Redelheim, Holy Family	Sr.	20	10	0.50
	Brittney Sandau, Mont. St.-Billings	Jr.	20	10	0.50
	Kelli Veras, Post	Fr.	22	11	0.50
	Alicia Zack, Pitt.-Johnstown	Fr.	16	8	0.50

Goals-Against Average

Rank	Name, Team	Cl.	Games	Min.	GA	GAA
1.	Ellen Petersen, Neb.-Omaha	Jr.	22	1,980	8	0.364
2.	Kristina Nasturzio, Grand Valley St.	So.	22	1,853	8	0.389
3.	Jessica McGovern, UC San Diego	So.	23	2,028	9	0.399
4.	Rachel Zollner, Metro St.	So.	25	2,152	10	0.418
5.	Stef Young, Southern N.H.	So.	10	854	4	0.421
6.	Courtney Jones, West Fla.	Fr.	20	1,879	10	0.479
7.	Staci Self, Humboldt St.	Sr.	21	1,667	9	0.486
8.	Lauren Davis, Truman	Sr.	17	1,459	8	0.493
9.	Kaitlyn Jackson, Seattle	Jr.	20	1,790	10	0.503
10.	Aline Lopes, Southwest Baptist	Fr.	12	1,042	6	0.518
11.	Christine Conway, Adelphi	Jr.	19	1,729	10	0.521
12.	Kim Yacenda, C.W. Post	Jr.	16	1,500	9	0.540

Rank	Name, Team	Cl.	Games	Min.	GA	GAA
13.	Lauren Hudson, St. Leo	So.	19	1,797	11	0.551
14.	Heather Koudelka, St. Edward's	Sr.	18	1,455	9	0.557
15.	Kari Gonzales, Cal St. Chico	Jr.	21	1,877	12	0.575
16.	Jenna Hatlestadt, Washburn	Sr.	22	2,090	14	0.603
17.	Amanda Diehm, Winona St.	So.	21	1,781	12	0.606
18.	Monica Sanchez, Columbus St.	So.	23	1,927	13	0.607
19.	Hilary Smart, West Chester	So.	24	1,911	13	0.612
20.	Jessica Clement, BYU-Hawaii	So.	16	1,465	10	0.615
21.	Shannon Aitken, Tampa	Jr.	22	2,002	14	0.630
22.	Nicole Paquette, Nova Southeastern	Jr.	11	921	7	0.684
23.	Whitney Wardrop, Tusculum	Sr.	20	1,837	14	0.686
24.	Abby Tracy, Indianapolis	So.	23	2,073	16	0.694
25.	Carissa Amiral, Sonoma St.	So.	16	1,424	11	0.695
26.	Rebekah Westendorf, Bellarmine	Fr.	18	1,640	13	0.714
27.	Liz Eichhorn, Limestone	Jr.	17	1,520	13	0.770
28.	Megan Plank, Mont. St.-Billings	Sr.	20	1,868	16	0.771
29.	Jenna Mello, Franklin Pierce	Jr.	20	1,846	16	0.780
30.	Katie Ruggles, Seattle Pacific	Sr.	22	1,834	16	0.785

Saves Per Game

Rank	Name, Team	Cl.	Games	Saves	SPG
1.	Audrye Mason, Ohio Valley	So.	10	129	12.90
2.	Christine Lastoskie, Findlay	Fr.	10	113	11.30
3.	Kaitlyn Price, Converse	Fr.	18	202	11.22
4.	Anita Hekman, Lees-McRae	Sr.	17	170	10.00
5.	Jess Jones, Salem Int'l	Sr.	15	149	9.93
6.	Melissa Naeole, Hawaii Pacific	Jr.	14	131	9.36
7.	Heather Boyd, Adams St.	Sr.	11	102	9.27
8.	Danielle Blumberg, Bloomfield	Fr.	16	147	9.19
9.	Claudia Cala, Mars Hill	Jr.	21	192	9.14
10.	Stephanie Steele, Goldey-Beacom	Sr.	15	135	9.00
11.	Sarah Coelho, Concord	So.	16	143	8.94
12.	Melinda Montano, Eckerd	Sr.	17	151	8.88
13.	Kayla Borstad, Southwest Minn. St.	So.	15	133	8.87
14.	Rachael Hine, Lander	So.	16	140	8.75
	Jill Martin, Concordia (N.Y.)	Sr.	12	105	8.75
16.	Whitney Shutt, Nyack	Jr.	16	135	8.44
17.	Danielle Hodecker, American Int'l	So.	14	114	8.14
18.	Krista Coleman, Coker	Fr.	14	113	8.07
19.	Allsion Cox, Colo. Christian	So.	18	145	8.06
20.	Kelli Whitfield, Anderson (S.C.)	Fr.	17	134	7.88
21.	Morgan Landwehr, Minn. St. Moorhead	Jr.	11	86	7.82
22.	Lindsay Frederick, Lewis	Sr.	18	138	7.67
23.	Erin Cook, California (Pa.)	So.	17	128	7.53
24.	Beth Long, Shippensburg	So.	18	132	7.33
25.	Lauren Hessian, West Va. Wesleyan	Fr.	16	116	7.25
26.	Katie Awerkamp, St. Joseph's (Ind.)	Sr.	10	69	6.90
27.	Jackie Krum, Davis & Elkins	Fr.	13	89	6.85
28.	Jessica Sitarz, Cal St. Stanislaus	Fr.	17	116	6.82
29.	Lisa Jarovski, Augustana (S.D.)	So.	18	122	6.78
30.	Stephanie Sanchez, Eastern N.M.	Jr.	19	128	6.74

Save Percentage

Rank	Name, Team	Cl.	Games	Saves	GA	Pct.
1.	Aline Lopes, Southwest Baptist	Fr.	13	62	6	.912
2.	Staci Self, Humboldt St.	Sr.	21	85	9	.904
3.	Kim Yacenda, C.W. Post	Jr.	16	84	9	.903
4.	Kaitlyn Bennet, Mesa St.	Fr.	19	126	16	.887
5.	Whitney Wardrop, Tusculum	Sr.	20	106	14	.883
6.	Heather Koudelka, St. Edward's	Sr.	18	68	9	.883
7.	Rachel Zollner, Metro St.	So.	25	72	10	.878
8.	Lauren Davis, Truman	Sr.	17	56	8	.875
9.	Courtney Jones, West Fla.	Fr.	20	68	10	.872
10.	Kristina Nasturzio, Grand Valley St.	So.	22	54	8	.871
11.	Rebekah Westendorf, Bellarmine	Fr.	18	87	13	.870
12.	Kara Music, Northern Mich.	Fr.	17	92	14	.868
13.	Jessica McGovern, UC San Diego	So.	23	58	9	.866
14.	Jessica Park, Wheeling Jesuit	Fr.	16	76	12	.864
15.	Ellen Petersen, Neb.-Omaha	Jr.	22	50	8	.862
16.	Christine Conway, Adelphi	Jr.	19	62	10	.861
17.	Carissa Amiral, Sonoma St.	So.	16	68	11	.861
18.	Jocelyne Durando, Pace	Sr.	18	104	17	.860
19.	Kaney Tyler, Mo. Southern St.	Jr.	20	109	18	.858
20.	Sarah Balderas, San Fran. St.	Jr.	16	76	13	.854
21.	Sarah Coelho, Concord	So.	17	143	25	.851
22.	Melissa Naeole, Hawaii Pacific	Jr.	14	131	23	.851
23.	Kathleen Blake, Catawba	Jr.	20	96	17	.850
24.	Karalee Desrosiers, Post	Fr.	20	79	14	.849

Rank	Name, Team	Cl.	Games	Saves	GA	Pct.	Rank	Name, Team	Cl.	Games	Saves	GA	Pct.
25.	Monica Sanchez, Columbus St.....	So.	23	73	13	.849	29.	Lindsay Hammond, Georgian Court	Fr.	18	99	18	.846
26.	Kari Torgerson, Bemidji St.	Sr.	16	89	16	.848	30.	Kelly McGrogan, Holy Family.....	Jr.	20	115	21	.846
27.	Liz Eichhorn, Limestone.....	Jr.	17	72	13	.847		Ali O'Steen, Mount Olive.....	So.	22	115	21	.846
28.	Lauren Hessian, West Va. Wesleyan.....	Fr.	16	116	21	.847							

Division II Team Leaders

Scoring Offense

Rank	Team	Games	Goals	GPG
1.	Pitt.-Johnstown.....	16	83	5.19
2.	Grand Valley St.....	22	86	3.91
3.	Indiana (Pa.).....	22	78	3.55
4.	West Tex. A&M.....	19	66	3.47
5.	Tiffin.....	23	79	3.43
6.	Metro St.....	26	87	3.35
7.	Tampa.....	22	72	3.27
8.	Saginaw Valley.....	19	62	3.26
9.	Ala.-Huntsville.....	16	52	3.25
	Carson-Newman.....	20	65	3.25
11.	Neb.-Omaha.....	22	68	3.09
12.	Concord.....	20	61	3.05
13.	Nova Southeastern.....	17	51	3.00
14.	Mount Olive.....	22	65	2.95
15.	BYU-Hawaii.....	16	47	2.94
16.	West Chester.....	24	70	2.92
17.	St. Edward's.....	20	57	2.85
	Holy Family.....	20	57	2.85
19.	Pfeiffer.....	21	59	2.81
20.	Merrimack.....	19	53	2.79
21.	Armstrong Atlantic.....	23	64	2.78
22.	St. Anselm.....	20	55	2.75
23.	Angelo St.....	19	52	2.74
24.	Mont. St.-Billings.....	20	54	2.70
25.	Lincoln Memorial.....	16	43	2.69
26.	Mercyhurst.....	20	53	2.65
27.	Wilmington (Del.).....	19	50	2.63
28.	UC San Diego.....	23	60	2.61
29.	Dowling.....	17	44	2.59
30.	Quincy.....	21	54	2.57
	West Fla.....	21	54	2.57

Goals-Against Average

Rank	Team	Games	GA	Min.	GAA
1.	Grand Valley St.....	22	8	2,003	0.359
2.	Neb.-Omaha.....	22	8	1,980	0.364
3.	Metro St.....	26	11	2,384	0.415
4.	UC San Diego.....	23	10	2,121	0.424
5.	West Fla.....	21	10	1,985	0.453
6.	Southwest Baptist.....	19	9	1,761	0.460
7.	Truman.....	20	10	1,893	0.475
8.	Seattle.....	20	10	1,869	0.482
9.	Adelphi.....	19	10	1,807	0.498
10.	St. Edward's.....	20	11	1,848	0.536
11.	West Chester.....	24	13	2,171	0.539
12.	Central Okla.....	22	12	2,004	0.539
13.	C.W. Post.....	16	9	1,500	0.540
14.	Humboldt St.....	21	12	1,988	0.543
15.	St. Leo.....	19	11	1,809	0.547
16.	Columbus St.....	23	13	2,105	0.556
17.	Cal St. Chico.....	21	13	1,975	0.592
18.	Washburn.....	22	14	2,090	0.603
19.	BYU-Hawaii.....	16	10	1,479	0.608
20.	Tampa.....	22	14	2,035	0.619
21.	Winona St.....	21	14	1,947	0.647
22.	SIU Edwardsville.....	20	14	1,870	0.674
23.	Tusculum.....	20	14	1,858	0.678
24.	Indianapolis.....	23	16	2,104	0.684
25.	Southern N.H.....	17	13	1,673	0.699
26.	Franklin Pierce.....	22	17	2,026	0.755
27.	Seattle Pacific.....	22	17	2,000	0.765
28.	Mont. St.-Billings.....	20	16	1,868	0.771
29.	St. Rose.....	21	17	1,948	0.785
30.	Mesa St.....	19	16	1,776	0.811

Shutout Percentage

Rank	Team	Games	Shutouts	Pct.
1.	Grand Valley St.....	22	16	0.73
2.	Metro St.....	26	18	0.69
3.	C.W. Post.....	16	11	0.69
4.	Neb.-Omaha.....	22	15	0.68
5.	Northern Mich.....	18	12	0.67
	West Fla.....	21	14	0.67
7.	Tusculum.....	20	13	0.65
8.	St. Leo.....	19	12	0.63
9.	Winona St.....	21	13	0.62
10.	UC San Diego.....	23	14	0.61
	Columbus St.....	23	14	0.61
	Tiffin.....	23	14	0.61
13.	Seattle.....	20	12	0.60
14.	West Chester.....	24	14	0.58
15.	Adelphi.....	19	11	0.58
16.	Cal St. Chico.....	21	12	0.57
17.	Northern Ky.....	18	10	0.56
18.	Truman.....	20	11	0.55
19.	Tampa.....	22	12	0.55
20.	Wis.-Parkside.....	17	9	0.53
21.	Southwest Baptist.....	19	10	0.53
22.	Indianapolis.....	23	12	0.52
23.	Drury.....	18	9	0.50
	Wheeling Jesuit.....	16	8	0.50
	St. Edward's.....	20	10	0.50
	BYU-Hawaii.....	16	8	0.50
	Seattle Pacific.....	22	11	0.50
	Mont. St.-Billings.....	20	10	0.50
	Fort Lewis.....	22	11	0.50
30.	Armstrong Atlantic.....	23	11	0.48
	Post.....	23	11	0.48

Winning Percentage

Rank	Team	Won	Lost	Tied	*Pct.
1.	West Chester.....	23	1	0	.958
2.	Metro St.....	24	2	0	.923
3.	UC San Diego.....	20	1	2	.913
4.	Neb.-Omaha.....	19	1	2	.909
5.	Northern Mich.....	16	2	0	.889
6.	Grand Valley St.....	19	2	1	.886
7.	Carson-Newman.....	17	2	1	.875
	St. Edward's.....	17	2	1	.875
9.	Central Okla.....	18	3	1	.841
	Tampa.....	18	3	1	.841
	Franklin Pierce.....	18	3	1	.841
12.	St. Rose.....	17	3	1	.833
13.	Washburn.....	15	1	6	.818
14.	Columbus St.....	18	4	1	.804
	Armstrong Atlantic.....	18	4	1	.804
16.	Mercyhurst.....	16	4	0	.800
	Seattle.....	15	3	2	.800
18.	St. Leo.....	14	3	2	.789
	Adelphi.....	12	1	6	.789
20.	West Fla.....	15	3	3	.786
	Belmont Abbey.....	16	4	1	.786
22.	Tiffin.....	17	4	2	.783
23.	Pitt.-Johnstown.....	12	3	1	.781
24.	Tusculum.....	14	3	3	.775
25.	Seattle Pacific.....	17	5	0	.773
26.	West Tex. A&M.....	14	4	1	.763
27.	Quincy.....	16	5	0	.762
	Pfeiffer.....	16	5	0	.762
29.	Indianapolis.....	17	5	1	.761
30.	Northern Ky.....	13	4	1	.750
	Bridgeport.....	17	5	2	.750
	BYU-Hawaii.....	12	4	0	.750

*Ties computed as half won, half lost.

Save Percentage

Rank	Team	Saves	GA	Pct.
1.	Southwest Baptist.....	84	9	.903
	C.W. Post.....	84	9	.903
3.	Humboldt St.....	100	12	.893
4.	Mesa St.....	127	16	.888
5.	Tusculum.....	107	14	.884
6.	St. Edward's.....	83	11	.883
7.	West Fla.....	71	10	.877
8.	Grand Valley St.....	56	8	.875
9.	Truman.....	68	10	.872
10.	Metro St.....	74	11	.871
11.	UC San Diego.....	65	10	.867
	Adelphi.....	65	10	.867
13.	Columbus St.....	82	13	.863
14.	Neb.-Omaha.....	50	8	.862

Rank	Team	Saves	GA	Pct.
15.	Pace.....	106	17	.862
16.	Central Okla.....	74	12	.860
17.	Mo. Southern St.....	109	18	.858
18.	Northern Mich.....	95	16	.856
19.	SIU Edwardsville.....	83	14	.856
20.	Georgian Court.....	149	26	.851
21.	Bemidji St.....	108	19	.850
22.	Hawaii Pacific.....	135	24	.849
23.	Mount Olive.....	117	21	.848
24.	Concord.....	167	30	.848
25.	St. Leo.....	61	11	.847
26.	Catawba.....	99	18	.846
	Seattle.....	55	10	.846
28.	Slippery Rock.....	120	22	.845
29.	Bellarmine.....	97	18	.843
	Fort Lewis.....	97	18	.843

Division III Individual Leaders

Points Per Game

Rank	Name, Team	Cl.	Gms.	Goals	Asst.	Pts.	PPG
1.	Sharma Wing, Daniel Webster.....	Fr.	9	19	4	42	4.67
2.	Chrystal Bradley, Methodist.....	Jr.	22	37	14	88	4.00
3.	Katie Porter, Piedmont.....	Fr.	18	31	2	64	3.56
4.	Angela Bethel, Lake Erie.....	So.	20	30	9	69	3.45
5.	Carissa Landolt, Dubuque.....	Fr.	19	25	13	63	3.32
6.	Whitney Roberson, Methodist.....	Fr.	21	25	16	66	3.14
7.	Danielle Radlich, Medaille.....	Fr.	19	24	11	59	3.11
8.	Shelby Pickering, Husson.....	So.	21	27	11	65	3.10
9.	Elyse Clouthier, Edgewood.....	Fr.	17	21	10	52	3.06
10.	Amy Kuykendall, Hardin-Simmons....	Fr.	24	26	21	73	3.04
11.	Alina Kilkenny, East Tex. Baptist.....	So.	20	24	12	60	3.00
	Whitney Piendak, Hardin-Simmons....	Fr.	24	30	12	72	3.00
13.	Mayra Camacho, Dominican (Ill.).....	So.	19	25	6	56	2.95
14.	Kaylee Weise, Wis.-Stevens Point.....	So.	18	20	13	53	2.94
15.	Stephani Jones, Notre Dame (Md.)....	So.	19	24	7	55	2.89
16.	Amanda Prawat, Wis.-Stevens Point..	So.	15	18	6	42	2.80
17.	Jodi Fralick, Lesley.....	Fr.	19	22	7	51	2.68
18.	Anne Van Devender, Wash. & Lee.....	So.	22	23	11	57	2.59
19.	Ashley Curran, Simpson.....	Sr.	19	19	10	48	2.53
	Jamie Roberts, Maryville (Tenn.).....	Fr.	19	19	10	48	2.53
21.	Jessey Spradlin, Mt. St. Joseph.....	Sr.	20	18	14	50	2.50
	Janna Wilson, East Tex. Baptist.....	Sr.	20	21	8	50	2.50
23.	Mozhdeh Zahedi, Bard.....	Fr.	15	16	5	37	2.47
24.	Kaunda Francis, Medgar Evers.....	Jr.	14	16	2	34	2.43
	Sarah Harmon, Maryville (Tenn.).....	So.	21	20	11	51	2.43
26.	Maggie Hart, Meredith.....	Fr.	20	21	6	48	2.40
27.	Heather Anzivino, Kean.....	Sr.	18	19	5	43	2.39
	Nicole Sabel, Concordia (Wis.).....	Sr.	18	21	1	43	2.39
29.	Kelsey McClure, Webster.....	Fr.	19	19	7	45	2.37
30.	Christina Day, Principia.....	Sr.	22	22	8	52	2.36

Institution Reclassifying from Division II

NR	Renee Brechter, Green Mountain.....	Jr.	19	23	6	52	2.74
NR	Andrea Pollock, Green Mountain.....	Sr.	17	15	16	47	2.71

Goals Per Game

Rank	Name, Team	Cl.	Games	Goals	GPG
1.	Sharma Wing, Daniel Webster.....	Fr.	9	19	2.11
2.	Katie Porter, Piedmont.....	Fr.	18	31	1.72
3.	Chrystal Bradley, Methodist.....	Jr.	22	37	1.68
4.	Angela Bethel, Lake Erie.....	So.	20	30	1.50
5.	Mayra Camacho, Dominican (Ill.).....	So.	19	25	1.32
	Carissa Landolt, Dubuque.....	Fr.	19	25	1.32
7.	Shelby Pickering, Husson.....	So.	21	27	1.29
8.	Stephani Jones, Notre Dame (Md.).....	So.	19	24	1.26
	Danielle Radlich, Medaille.....	Fr.	19	24	1.26
10.	Whitney Piendak, Hardin-Simmons....	Sr.	24	30	1.25
11.	Elyse Clouthier, Edgewood.....	Fr.	17	21	1.24
12.	Alina Kilkenny, East Tex. Baptist.....	So.	20	24	1.20
	Amanda Prawat, Wis.-Stevens Point....	So.	15	18	1.20
14.	Whitney Roberson, Methodist.....	Fr.	21	25	1.19
15.	Jessica Restrepo, CCONY.....	Fr.	12	14	1.17
	Nicole Sabel, Concordia (Wis.).....	Sr.	18	21	1.17
17.	Jodi Fralick, Lesley.....	Fr.	19	22	1.16
18.	Kaunda Francis, Medgar Evers.....	Jr.	14	16	1.14

Rank	Name, Team	Cl.	Games	Goals	GPG
19.	Katie Lamm, East. Mennonite.....	So.	17	19	1.12
20.	Kate Weaver, Salisbury.....	Jr.	18	20	1.11
	Kaylee Weise, Wis.-Stevens Point.....	So.	18	20	1.11
22.	Amy Kuykendall, Hardin-Simmons.....	Fr.	24	26	1.08
23.	Mozhdeh Zahedi, Bard.....	Fr.	15	16	1.07
24.	Erin Salyer, Mary Hardin-Baylor.....	Fr.	16	17	1.06
25.	Heather Anzivino, Kean.....	Sr.	18	19	1.06
26.	Maggie Hart, Meredith.....	Fr.	20	21	1.05
	Janna Wilson, East Tex. Baptist.....	Sr.	20	21	1.05
28.	Stef Rowe, Messiah.....	Jr.	22	23	1.05
	Anne Van Devender, Wash. & Lee.....	So.	22	23	1.05
30.	Ashley Curran, Simpson.....	Sr.	19	19	1.00
	Christina Day, Principia.....	Sr.	22	22	1.00
	Kelsey McClure, Webster.....	Fr.	19	19	1.00
	Jamie Roberts, Maryville (Tenn.).....	Fr.	19	19	1.00
	Ashley Shadd, Cal St. East Bay.....	Sr.	18	18	1.00

Assists Per Game

Rank	Name, Team	Cl.	Games	Assists	APG
1.	Caitlin Tero, Dubuque.....	Jr.	17	16	0.94
2.	Amy Kuykendall, Hardin-Simmons.....	Fr.	24	21	0.88
3.	Whitney Roberson, Methodist.....	Fr.	21	16	0.76
4.	Kaylee Weise, Wis.-Stevens Point.....	So.	18	13	0.72
5.	Mallory Bugel, Westminster (Pa.).....	Jr.	21	15	0.71
6.	Jessey Spradlin, Mt. St. Joseph.....	Sr.	20	14	0.70
7.	Michelle Grambeau, Trinity (Tex.).....	Fr.	19	13	0.68
	Carissa Landolt, Dubuque.....	Fr.	19	13	0.68
9.	Meaghan Jones, Westminster (Mo.).....	Jr.	18	12	0.67
	Sara Roeder, Stevens Institute.....	Jr.	18	12	0.67
11.	Laura Koontz, Wheaton (Ill.).....	Sr.	26	17	0.65
12.	Ashley Hackman, Eastern.....	So.	20	13	0.65
13.	Erin Kelly, Emmanuel (Mass.).....	Jr.	14	9	0.64
14.	Chrystal Bradley, Methodist.....	Jr.	22	14	0.64
	Rachel Schelhorn, Daniel Webster.....	Fr.	11	7	0.64
16.	Molly Buss, Rhodes.....	So.	19	12	0.63
	Ashley Ewin, Brockport St.....	Jr.	19	12	0.63
18.	Anna Buryk, Meredith.....	So.	21	13	0.62
19.	Kristen Hayward, Fitchburg St.....	Sr.	18	11	0.61
20.	Alina Kilkenny, East Tex. Baptist.....	So.	20	12	0.60
	Natalie Lappe, Greenville.....	Jr.	20	12	0.60
22.	Elyse Clouthier, Edgewood.....	Fr.	17	10	0.59
23.	Mindi Zamora, Hardin-Simmons.....	Sr.	24	14	0.58
24.	Carolyn Amirpashaie, St. Mary's (Md.).....	Sr.	19	11	0.58
	Danielle Radlich, Medaille.....	Fr.	19	11	0.58
	Kelly Zeppetella, St. John Fisher.....	So.	19	11	0.58
27.	Taryne Lee, Wheaton (Ill.).....	Fr.	26	15	0.58
28.	Christa Andamasaris, Westminster (Pa.)..	Sr.	21	12	0.57
	Calli Jo Sheldon, Oneonta St.....	Jr.	21	12	0.57
30.	Chelsey Feldman, Ithaca.....	So.	20	11	0.55

Goals-Against Average

Rank	Name, Team	Cl.	Games	Min.	GA	GAA
1.	Katie Loomis, UC Santa Cruz.....	Jr.	17	1,584	2	0.114
2.	Kiki Moreo, Wash. & Lee.....	So.	21	1,736	3	0.156

Rank	Name, Team	Cl.	Games	Min.	GA	GAA
3.	Allie Rivard, Wis.-Eau Claire.....	So.	26	1,392	3	0.194
4.	Alyssa Blackburn, Pacific Lutheran.....	Jr.	11	948	3	0.285
5.	Jennifer Fifield, Trinity (Tex.).....	Jr.	16	1,223	4	0.294
6.	Carrie Sear, Washington-St. Louis.....	Jr.	20	1,603	6	0.337
7.	Alyssa Bergsma, Calvin.....	Fr.	21	1,067	4	0.337
8.	Jessica Clarke, TCNJ.....	Fr.	23	1,987	8	0.362
9.	Annelise Erpenbeck, Otterbein.....	Sr.	21	1,955	8	0.368
10.	Lindsey Williams, Va. Wesleyan.....	Jr.	25	2,178	9	0.372
11.	Liz Carrier, Grinnell.....	Sr.	19	1,686	7	0.374
12.	Molly Leitch, Rochester (N.Y.).....	Jr.	21	1,863	8	0.386
13.	Kristin Eggert, Wheaton (Ill.).....	Jr.	26	2,084	9	0.389
14.	Brindley Beckwith, Messiah.....	So.	19	1,114	5	0.404
15.	Piper Crowell, Amherst.....	Sr.	19	1,623	8	0.444
16.	Stephanie Gwinn, Frostburg St.....	Fr.	15	1,013	5	0.444
17.	Britt Reiersgord, Concordia-M'head.....	So.	20	1,814	9	0.446
18.	Yusi He, Carleton.....	So.	19	1,791	9	0.452
19.	Michelle Ribiero, Manhattanville.....	Sr.	22	1,929	10	0.466
20.	Catherine Fox, Texas-Dallas.....	Jr.	18	1,542	8	0.467
21.	Aimee Meacham, Ithaca.....	Jr.	20	1,529	8	0.471
22.	Kari Woody, Willamette.....	Sr.	21	1,886	10	0.477
23.	Meghan O'Rourke, Wittenberg.....	Jr.	22	2,054	11	0.482
24.	Nikki Dudley, William Smith.....	Sr.	20	1,855	10	0.485
25.	Jeannine Marra, Oneonta St.....	Jr.	21	1,822	10	0.494
26.	Liz Gillette, Denison.....	Jr.	22	1,992	11	0.497
27.	Amanda Lomberg, York (Pa.).....	Sr.	16	1,261	7	0.499
28.	Caitlin McGilley, Hamilton.....	Jr.	15	1,369	8	0.526
29.	Jenny Lee, Macalester.....	So.	18	1,699	10	0.530
30.	Kelly Momsen, St. Scholastica.....	Jr.	18	1,689	10	0.533

Saves Per Game

Rank	Name, Team	Cl.	Games	Saves	SPG
1.	Brittney Stein, MacMurray.....	Sr.	17	264	15.53
2.	Jessica Penta, Mass.-Boston.....	Fr.	18	272	15.11
3.	Jacquey Calendriello, Polytechnic (N.Y.).....	So.	9	121	13.44
4.	Carla Lambert, Louisiana Col.....	So.	18	235	13.06
5.	Jessica Platt, Knox.....	Fr.	16	204	12.75
6.	Brianna Aviles, Mary Baldwin.....	So.	10	125	12.50
7.	Sarah Engelsman, Wilson.....	So.	13	161	12.38
8.	Haley Wise, Franklin.....	Jr.	15	185	12.33
9.	Brittany Ballwanz, Northland.....	So.	19	231	12.16
10.	Melaina Genovese, Eastern Nazarene..	Jr.	16	194	12.13
11.	Elizabeth Guenther, Mount Holyoke....	So.	13	147	11.31
12.	Sarah Echenoz, Thiel.....	Fr.	14	158	11.29
13.	Sarah Wedge, Lesley.....	Sr.	17	191	11.24
14.	Melissa Herndon, Wesleyan (Ga.).....	Sr.	17	190	11.18
15.	Laura Biegging, Hollins.....	So.	15	167	11.13
16.	Toni Pizza, Cedar Crest.....	So.	17	186	10.94

Division III Team Leaders

Scoring Offense

Rank	Team	Games	Goals	GPG
1.	Hardin-Simmons.....	24	135	5.63
2.	Methodist.....	22	111	5.05
3.	Maryville (Tenn.).....	21	100	4.76
4.	Edgewood.....	17	80	4.71
5.	Aurora.....	23	99	4.30
6.	Texas Lutheran.....	20	84	4.20
7.	Meredith.....	21	87	4.14
8.	Dallas.....	17	67	3.94
9.	Chris. Newport.....	20	76	3.80
10.	Western Conn. St.....	23	87	3.78
11.	Staten Island.....	18	67	3.72
	Mary Hardin-Baylor.....	18	67	3.72
13.	Wash. & Lee.....	23	85	3.70
14.	Husson.....	22	81	3.68
15.	Webster.....	22	78	3.55
16.	CCNY.....	12	42	3.50
	St. Scholastica.....	22	77	3.50
	Wis.-Stevens Point.....	18	63	3.50
19.	TCNJ.....	23	80	3.48
20.	Piedmont.....	19	66	3.47
21.	Texas-Dallas.....	20	69	3.45
22.	Transylvania.....	18	62	3.44
23.	Wheaton (Ill.).....	26	89	3.42

Rank	Name, Team	Cl.	Games	Saves	SPG
17.	Kristen Johnston, Maritime (N.Y.).....	Sr.	10	107	10.70
18.	Laurel Hosmer, Utica/Rome.....	So.	15	157	10.47
19.	Bethany Bush, Huntingdon.....	So.	16	167	10.44
20.	Beth Kaleta, Regis (Mass.).....	Sr.	12	124	10.33
21.	Emily Stewart, Peace.....	Fr.	14	142	10.14
22.	Skyla Fore, Lincoln (Pa.).....	Fr.	9	91	10.11
23.	Karine Almeida, Anna Maria.....	So.	19	191	10.05
24.	Sheila Wischer, Alverno.....	So.	17	170	10.00
25.	Stephanie Ricketts, Goucher.....	Sr.	15	149	9.93
26.	Samantha Pawlak, Heidelberg.....	Sr.	13	127	9.77
27.	Shawna Howell, Mass.-Dartmouth.....	So.	12	115	9.58
28.	Charli Sorensen, Bethel (Minn.).....	So.	18	172	9.56
29.	Heather Russell, D'Youville.....	Sr.	8	76	9.50
30.	Brenda Zastrow, Ripon.....	Fr.	11	104	9.45

Save Percentage

Rank	Name, Team	Cl.	Games	Saves	GA	Pct.
1.	Katie Loomis, UC Santa Cruz.....	Jr.	17	61	2	.968
2.	Allie Rivard, Wis.-Eau Claire.....	So.	26	48	3	.941
3.	Kiki Moreo, Wash. & Lee.....	So.	21	39	3	.929
4.	Alyssa Blackburn, Pacific Lutheran.....	Jr.	11	38	3	.927
5.	Liz Carrier, Grinnell.....	Sr.	19	88	7	.926
6.	Piper Crowell, Amherst.....	Sr.	19	85	8	.914
7.	Kristin Kuhmann, Montclair St.....	Sr.	23	183	18	.910
8.	Michelle Ribiero, Manhattanville.....	Sr.	22	101	10	.910
9.	Annelise Erpenbeck, Otterbein.....	Sr.	21	72	8	.900
	Carrie Sear, Washington-St. Louis.....	Jr.	20	54	6	.900
11.	Amanda Lomberg, York (Pa.).....	Sr.	17	62	7	.899
12.	Leah Drew, Husson.....	Sr.	22	115	13	.898
13.	Kari Woody, Willamette.....	Sr.	21	86	10	.896
14.	Brindley Beckwith, Messiah.....	So.	20	42	5	.894
15.	Lindsey Williams, Va. Wesleyan.....	Jr.	25	75	9	.893
16.	Liza Benson, Colby.....	Sr.	15	104	13	.889
	Schuyler Kokernak, Russell Sage.....	Jr.	9	32	4	.889
	Kelly Momsen, St. Scholastica.....	Jr.	18	80	10	.889
19.	Kerry Hughes, New England Col.....	Fr.	15	117	15	.886
20.	Jenna Freeman, Marietta.....	Fr.	19	139	18	.885
21.	Cait Witham, St. Joseph (Conn.).....	Fr.	18	99	13	.884
22.	Jacqui Lani, Dominican (Ill.).....	Fr.	19	98	13	.883
23.	Alyssa Bergsma, Calvin.....	Fr.	21	30	4	.882
	Casie Byrd, Earlham.....	Sr.	17	120	16	.882
25.	Charli Sorensen, Bethel (Minn.).....	So.	18	172	23	.882
26.	Catherine Martore, Wellesley.....	Fr.	0	119	16	.881
	Katherine Vater, MIT.....	Sr.	16	119	16	.881
28.	Maggie DeGroot, Augsburg.....	So.	18	89	12	.881
29.	Jenny Lee, Macalester.....	So.	18	74	10	.881
30.	Lindsey Mellott, Westminster (Pa.).....	Fr.	22	109	15	.879

Goals-Against Average

Rank	Team	Games	Min.	GA	GAA
1.	Wash. & Lee.....	23	2,130	3	0.127
2.	UC Santa Cruz.....	21	2,003	3	0.135
3.	Calvin.....	23	2,106	6	0.256
4.	Messiah.....	22	1,969	7	0.320
5.	Va. Wesleyan.....	26	2,444	9	0.331
6.	Otterbein.....	21	1,990	8	0.362
7.	Grinnell.....	19	1,723	7	0.366
8.	Rochester (N.Y.).....	21	1,948	8	0.370
9.	Wis.-Eau Claire.....	26	2,359	10	0.381
10.	Wheaton (Ill.).....	26	2,353	10	0.382
11.	TCNJ.....	23	2,130	10	0.423
12.	Carleton.....	20	1,881	9	0.431
13.	Ithaca.....	20	1,865	9	0.434
14.	St. Scholastica.....	22	2,049	10	0.439

Rank	Team	Games	Min.	GA	GAA
15.	Washington-St. Louis.....	20	1,828	9	0.443
16.	Willamette.....	21	1,950	10	0.462
17.	Trinity (Tex.).....	19	1,748	9	0.463
18.	Oneonta St.....	21	1,936	10	0.465
19.	William Smith.....	20	1,881	10	0.478
20.	Manhattanville.....	22	2,059	11	0.481
21.	Wittenberg.....	22	2,054	11	0.482
22.	Denison.....	22	2,039	11	0.485
23.	Amherst.....	19	1,752	10	0.514
24.	Hamilton.....	15	1,392	8	0.517
25.	Skidmore.....	20	1,899	11	0.521
26.	Macalester.....	21	2,005	12	0.539
27.	Concordia-M'head.....	21	1,979	12	0.546
28.	Lynchburg.....	19	1,770	11	0.559
29.	Western Conn. St.....	23	2,090	13	0.560
30.	Puget Sound.....	20	1,900	12	0.568

Shutout Percentage

Rank	Team	Games	Shutouts	Pct.
1.	Wash. & Lee.....	23	20	0.87
2.	UC Santa Cruz.....	21	18	0.86
3.	Va. Wesleyan.....	26	20	0.77
4.	Calvin.....	23	17	0.74
5.	Grinnell.....	19	14	0.74
6.	Wheaton (Ill.).....	26	19	0.73
7.	Messiah.....	22	16	0.73
8.	Rochester (N.Y.).....	21	15	0.71
9.	Ithaca.....	20	14	0.70
10.	TCNJ.....	23	16	0.70
11.	Wis.-Eau Claire.....	26	18	0.69
12.	Manhattanville.....	22	15	0.68
13.	Meredith.....	21	14	0.67
	Otterbein.....	21	14	0.67
	Stevens Institute.....	21	14	0.67
16.	Western Conn. St.....	23	15	0.65
17.	Carleton.....	20	13	0.65
	Texas-Dallas.....	20	13	0.65
	Eastern.....	20	13	0.65
20.	St. Scholastica.....	22	14	0.64
21.	Trinity (Tex.).....	19	12	0.63
	Dominican (Ill.).....	19	12	0.63
23.	Wheaton (Mass.).....	24	15	0.63
24.	Oneonta St.....	21	13	0.62
25.	Skidmore.....	20	12	0.60
	William Smith.....	20	12	0.60
	Baptist Bible (Pa.).....	25	15	0.60
	Washington-St. Louis.....	20	12	0.60
	Hamilton.....	15	9	0.60
	Pacific Lutheran.....	20	12	0.60

Winning Percentage

Rank	Team	Won	Lost	Tied	*Pct.
1.	Calvin.....	22	0	1	.978
2.	Wheaton (Ill.).....	24	2	0	.923
3.	UC Santa Cruz.....	17	0	4	.905
4.	Wheaton (Mass.).....	21	2	1	.896
5.	Trinity (Tex.).....	16	1	2	.895

Rank	Team	Won	Lost	Tied	*Pct.
6.	Western Conn. St.....	20	2	1	.891
	Wash. & Lee.....	19	1	3	.891
8.	Transylvania.....	16	2	0	.889
9.	Wis.-Eau Claire.....	23	3	0	.885
10.	Johns Hopkins.....	18	2	1	.881
11.	Hardin-Simmons.....	18	1	5	.854
12.	Puget Sound.....	15	1	4	.850
	Washington-St. Louis.....	17	3	0	.850
14.	TCNJ.....	18	2	3	.848
15.	Amherst.....	15	2	2	.842
16.	Messiah.....	18	3	1	.841
	St. Scholastica.....	18	3	1	.841
18.	Willamette.....	16	2	3	.833
	Rochester (N.Y.).....	16	2	3	.833
	Oneonta St.....	17	3	1	.833
21.	Brockport St.....	16	3	1	.825
22.	Grinnell.....	15	3	1	.816
	Middlebury.....	15	3	1	.816
24.	Endicott.....	19	4	1	.813
25.	Husson.....	17	4	1	.795
26.	Rhodes.....	14	3	2	.789
27.	Meredith.....	16	4	1	.786
	Augustana (Ill.).....	15	3	3	.786
	Otterbein.....	15	3	3	.786
	Stevens Institute.....	15	3	3	.786

*Ties computed as half won, half lost.

Save Percentage

Rank	Team	Saves	GA	Pct.
1.	UC Santa Cruz.....	70	3	.959
2.	Wash. & Lee.....	43	3	.935
3.	Grinnell.....	89	7	.927
4.	Calvin.....	70	6	.921
5.	Montclair St.....	187	18	.912
6.	Amherst.....	97	10	.907
7.	Manhattanville.....	105	11	.905
8.	Husson.....	119	13	.902
9.	Otterbein.....	72	8	.900
	Va. Wesleyan.....	81	9	.900
11.	Willamette.....	86	10	.896
12.	Wis.-Eau Claire.....	82	10	.891
13.	Messiah.....	57	7	.891
14.	St. Scholastica.....	81	10	.890
15.	Colby.....	104	13	.889
16.	Carleton.....	71	9	.888
17.	MIT.....	134	17	.887
18.	Earlham.....	125	16	.887
19.	St. Joseph (Conn.).....	99	13	.884
20.	Marietta.....	144	19	.883
21.	Bethel (Minn.).....	173	23	.883
22.	Washington-St. Louis.....	67	9	.882
23.	Augsburg.....	89	12	.881
24.	Westminster (Pa.).....	118	16	.881
25.	Wellesley.....	138	19	.879
26.	Macalester.....	87	12	.879
27.	Western Conn. St.....	94	13	.879
28.	York (Pa.).....	86	12	.878
	Puget Sound.....	86	12	.878
30.	McDaniel.....	171	24	.877



Women's Coaching Records

All-Divisions Coaching Records

Winningest All-Time by Percentage... 196

Winningest All-Time by Victories 196

Division I Coaching Records

Winningest Active by Percentage 197

Winningest Active by Victories 197

Winningest All-Time by Percentage 197

Winningest All-Time by Victories 198

Division II Coaching Records

Winningest Active by Percentage 199

Winningest Active by Victories 199

Winningest All-Time by Percentage 199

Winningest All-Time by Victories 200

Division III Coaching Records

Winningest Active by Percentage 200

Winningest Active by Victories 200

Winningest All-Time by Percentage 201

Winningest All-Time by Victories 201



All-Divisions Coaching Records

In statistical rankings, the rounding of percentages and/or averages may indicate ties where none exist. In these cases, the numerical order of the rankings is accurate. Ties counted as half won, half lost.

Winningest Coaches All-Time

BY PERCENTAGE

(Minimum 10 years as a head coach at an NCAA school; includes all victories as coach at a four-year institution.)

Coach, Team(s)	Yrs.	Won	Lost	Tied	Pct.
1. *Anson Dorrance (North Carolina 1979-06).....	28	629	28	18	.945
2. *Jeff Bailey (Franklin Pierce 1996-06).....	11	217	17	8	.913
3. *Joe Russo (TCNJ 1990-06).....	17	315	31	22	.886
4. *Brian McManus (UC San Diego 1987-06).....	20	343	43	24	.866
5. *Luis Reis (Wheaton [Mass.] 1997-06).....	10	196	30	7	.856
6. *Bob Barnes (Ohio Wesleyan 1997-06).....	10	165	33	8	.820
7. *Joe Mingachos (Western Conn. St. 1997-06) ..	10	169	35	15	.806
8. *Bob Sheehan (Northern Ky. 1997-06).....	10	172	37	13	.804
9. Clive Charles (Portland 1989-02).....	14	226	52	13	.799
10. Mike Covone (Barry 1984-94).....	11	140	32	9	.798
11. *Brian Speck (Union [N.Y.] 1995-06).....	12	171	39	18	.789
12. *Jim Tursi (Portland 1986-88; Willamette 1993-06).....	17	264	61	26	.789
13. *Jerry Smith (Santa Clara 1987-06).....	20	326	84	27	.777
14. Chris Malone (Cortland St. 1982-94).....	13	195	44	34	.777
15. *Becky Burleigh (Berry 1989-93; Florida 1995-06).....	17	294	78	23	.773
16. *Randy Waldrum (Tulsa 1989-94; Baylor 1996-98; Notre Dame 1999-06).....	17	273	74	18	.773
17. *Mark Krikorian (Franklin Pierce 1990-95; Hartford 1996-00; Florida St. 2005-06).....	13	206	57	11	.772
18. *Mike Cook (Southern Nazarene 1993-97; Central Okla. 1998-06).....	14	230	65	9	.771
19. *Jillian Ellis (UCLA 1997-06).....	10	172	49	7	.770
20. *Len Tsantiris (Connecticut 1981-06).....	26	442	122	33	.768
21. *Chris Petrucelli (Notre Dame 1990-98; Texas 1999-06).....	17	280	78	19	.768
22. *Rich Ilsley (Adelphi 1990-94, 96-06).....	16	223	60	24	.765
23. Jim Blankenship (Lynn 1986-97; Miami [Fla.] 1998-01).....	16	241	71	11	.763
24. Lisa Melendy (Williams 1985-01).....	17	195	54	20	.762
25. *Pete Felske (Wheaton [Ill.] 1988-06).....	19	277	83	18	.757
26. *John Leaney (UC San Diego 1984-86; Macalester 1989-06).....	21	294	86	31	.753
27. *G. Guerrieri (Hardin-Simmons 1988-89; Texas A&M 1993-06).....	16	253	81	12	.749
28. *John Walker (Nebraska 1994-06).....	13	210	67	12	.747
29. *Neil Cunningham (SCAD 1995-00; Wash. & Lee 2001-06).....	12	149	45	20	.743
30. *Jennifer Rockwood (BYU 1995-06).....	12	193	61	18	.743
31. Peter Tufts (Southern N.H. 1982-98).....	17	224	73	16	.741
32. Roy Wilkins (Richard Stockton 1989-02).....	14	190	61	17	.741
33. *Aliceeann Wilber (William Smith 1980-06).....	27	356	112	39	.741
34. *Terry Gurnett (Rochester 1977-06).....	30	376	115	54	.739
35. *Todd Olsen (Lynchburg 1994-06).....	13	200	65	21	.736
36. *Sheila Miech (Wis.-Stevens Point 1987-06).....	20	285	94	26	.736
37. *Randy Hanson (Puget Sound 1995-04, 06).....	11	151	49	21	.731
38. *Marc Whitehouse (Gordon 1992-98, 04-06) ...	10	128	43	15	.728
39. *Julie Woodward (Seattle 1997-06).....	10	146	49	18	.728
40. *Mike Joy (Midway 1992-96; Tusculum 1997-06) ..	15	227	79	19	.728
41. John Cullen (Bowdoin 1985-04).....	20	220	77	20	.726
42. Fred Bright (Geneseo St. 1981-94).....	14	177	62	17	.725
43. *Butch Lauffer (West Tex. A&M 1996-06).....	11	146	53	10	.722
44. *Mike Cannon (Truman 1993-06).....	14	184	65	24	.718
45. *Brian Dooley (Barry 1995-98; Fla. Atlantic 1999-06).....	12	154	57	13	.717
46. *Denise Lyons (Keene St. 1992-06).....	15	221	82	19	.716
47. *Ali Omar (Winona St. 1995-06).....	12	159	59	14	.716
48. Larry Gross (North Carolina St. 1984-93).....	10	146	53	18	.714
49. *Kurt Glaeser (Mary Washington 1989-06).....	18	234	85	33	.712
50. *John Hedlund (North Texas 1995-06).....	12	166	64	13	.710

*Active coach.

BY VICTORIES

(Minimum 10 years as a head coach at an NCAA school; includes all victories as coach at a four-year institution.)

Coach, Team(s)	Yrs.	Won	Lost	Tied	Pct.
1. *Anson Dorrance (North Carolina 1979-06).....	28	629	28	18	.945
2. *Len Tsantiris (Connecticut 1981-06).....	26	442	122	33	.768

Coach, Team(s)	Yrs.	Won	Lost	Tied	Pct.
3. *Terry Gurnett (Rochester 1977-06).....	30	376	115	54	.739
4. *Gabe Mejail (Wheaton [Mass.] 1979-82; Merrimack 1984-06).....	27	361	151	33	.693
5. *Aliceeann Wilber (William Smith 1980-06).....	27	356	112	39	.741
6. *Brian McManus (UC San Diego 1987-06).....	20	343	43	24	.866
7. *Jerry Smith (Santa Clara 1987-06).....	20	326	84	27	.777
8. *Joe Russo (TCNJ 1990-06).....	17	315	31	22	.886
9. Joe Bochicchio (Scranton 1984-06).....	23	298	144	33	.662
*Jim Rudy (UCF 1981-87; Massachusetts 1988-06).....	26	298	145	23	.664
11. *Becky Burleigh (Berry 1989-93; Florida 1995-06).....	17	294	78	23	.773
*John Leaney (UC San Diego 1984-86; Macalester 1989-06).....	21	294	86	31	.753
13. *Sheila Miech (Wis.-Stevens Point 1987-06).....	20	285	94	26	.736
14. *David Lombardo (Keene St. 1981-87; James Madison 1990-06).....	24	284	170	31	.618
15. *Chris Petrucelli (Notre Dame 1990-98; Texas 1999-06).....	17	280	78	19	.768
16. *John Daly (William & Mary 1987-06).....	20	278	111	34	.697
17. *Pete Felske (Wheaton [Ill.] 1988-05).....	19	277	83	18	.757
18. *Doug Mello (Siena Heights 1986-88; Southwest [N.M.] 1989; Luther 1990-05).....	21	274	127	31	.670
*Peter Albright (Johnson St. 1981-95; Richmond 1996-06).....	26	274	175	38	.602
20. *Randy Waldrum (Tulsa 1989-94; Baylor 1996-98; Notre Dame 1999-06).....	17	273	74	18	.773
21. *Ben Popoola (Park 1989-95; Lambuth 1996; Appalachian St. 1997-06).....	18	270	125	20	.675
22. *Jim Tursi (Portland 1986-88; Willamette 1993-06).....	17	264	61	26	.789
23. *Phil Pincince (Brown 1977-06).....	30	259	188	36	.573
24. *Patrick Farmer (Ithaca 1987-93; Penn St. 1994-00; Tennessee Tech 2003; Syracuse 2004-06).....	18	258	101	37	.698
25. *G. Guerrieri (Hardin-Simmons 1988-89; Texas A&M 1993-06).....	16	253	81	12	.749
*Joe Pereira (Methodist 1984-94; Old Dominion 1995-06).....	23	253	163	29	.601
27. *Meridy Glenn (Cincinnati 1983-06).....	24	249	174	34	.582
28. Peter Reynaud (Sonoma St. 1981-84; California 1986; Sonoma St. 1987-94; Fresno St. 1995-00; Long Beach St. 2001-03).....	22	245	145	30	.619
29. *Gene Ventriglia (Army 1986-06).....	21	243	150	23	.612
30. Jim Blankenship (Lynn 1986-97; Miami [Fla.] 1998-01).....	16	241	71	11	.763
*Nancy Feldman (Lake Forest 1988-89; Plymouth St. 1990-94; Boston U. 1995-06) ...	19	241	93	31	.703
32. Dan Blank (St. Mary's [Minn.] 1982-03).....	22	239	138	26	.625
33. *Tracey Ranieri (Wells 1989; Oneonta St. 1991-06).....	17	236	95	25	.698
Marine Cano (Cal St. Dom. Hills 1984-93; UC Irvine 1994-05).....	22	236	149	40	.602
35. *Kurt Glaeser (Mary Washington 1989-06).....	18	234	85	33	.712
36. *Nick Cowell (Wooster 1989-90; Trinity [Tex.] 1991-98; Baylor 1999-02; Sewanee 2003-06	18	233	89	22	.709
37. *Bill Hempen (Duke 1988-00; Colorado 2001-06).....	19	231	143	31	.609
38. *Mike Cook (Southern Nazarene 1993-97; Central Okla. 1998-06).....	14	230	65	9	.771
*Don Staley (Radford 1985-93; Alabama 1994-06).....	22	230	182	20	.556
40. *Mike Joy (Midway 1992-96; Tusculum 1997-06).....	15	227	79	19	.728
41. Clive Charles (Portland 1989-02).....	14	226	52	13	.799
42. Peter Tufts (Southern N.H. 1982-98).....	17	224	73	16	.741
Alan Kirkup (SMU 1986-95; Maryland 1996-98; Arkansas 1999-03).....	18	224	137	19	.614
44. *Rich Ilsley (Adelphi 1990-94, 96-06).....	16	223	60	24	.765
45. *Denise Lyons (Keene St. 1992-06).....	15	221	82	19	.716
46. John Cullen (Bowdoin 1985-04).....	20	220	77	20	.726
47. *Jeff Bailey (Franklin Pierce 1996-06).....	11	217	17	8	.913
*Denise Dallamora (Brandeis 1980-06).....	27	217	210	39	.508
*Michael Sabatelle (Emory 1988-04).....	17	212	85	32	.693
50. *John Walker (Nebraska 1994-06).....	13	210	67	12	.747

*Active coach.

Division I Coaching Records

Winningest Active Coaches

BY PERCENTAGE

(Minimum five years as a Division I head coach; includes all victories as coach at a four-year institution.)

Coach, Team	Yrs.	Won	Lost	Tied	Pct.
1. Anson Dorrance, North Carolina	28	629	28	18	.945
2. Paula Wilkins, Wisconsin	6	119	19	11	.836
3. Jerry Smith, Santa Clara	20	326	84	27	.777
4. Becky Burleigh, Florida	17	294	78	23	.773
5. Randy Waldrum, Notre Dame	17	273	74	18	.773
6. Mark Krikorian, Florida St.	13	206	57	11	.772
7. Jillian Ellis, UCLA	10	172	49	7	.770
8. Len Tsantiris, Connecticut	26	442	122	33	.768
9. Chris Petrucelli, Texas	17	280	78	19	.768
10. G. Guerrieri, Texas A&M	16	253	81	13	.748
11. John Walker, Nebraska	13	210	67	12	.747
12. Jennifer Rockwood, BYU	12	193	61	18	.743
13. Rick Manning, Utah	5	72	24	10	.726
14. Brian Dooley, Fla. Atlantic	12	154	57	13	.717
15. John Hedlund, North Texas	12	166	64	13	.710
16. Mike Tucker, Dayton	12	172	69	11	.704
17. Markus Roeders, Marquette	11	164	63	21	.704
18. Nancy Feldman, Boston U.	19	241	93	31	.703
19. Patrick Farmer, Syracuse	18	258	101	37	.698
20. John Daly, William & Mary	20	278	111	34	.697
21. Tim Champion, St. Louis	14	198	81	23	.694
22. Nikki Izzo-Brown, West Virginia	12	160	67	17	.691
23. Angela Kelly, Tennessee	7	102	43	12	.688
24. Jeff Hooker, Denver	15	186	80	25	.682
25. Ben Popoola, Appalachian St.	18	270	125	20	.675
26. Todd Yelton, Samford	5	61	26	14	.673
27. Kevin Cross, UTEP	6	78	37	4	.672
28. Jim Rudy, Massachusetts	26	298	145	23	.664
29. Alex Crozier, Cal Poly	15	185	87	30	.662
30. Tim Ward, Pepperdine	9	110	51	21	.662
31. Julie Shackford, Princeton	16	175	86	17	.660
32. Amanda Cromwell, UCF	10	132	68	8	.654
33. Nick O'Shea, Oakland	13	153	79	11	.652
34. Steve Swanson, Virginia	17	204	104	25	.650
35. Ann Clifton, Villanova	10	124	61	25	.650
36. Ali Khosroshahin, Southern California	6	76	40	6	.648
37. Kathy Brawn, Colgate	16	192	100	22	.646
38. Carin Gabarra, Navy	15	178	94	18	.645
39. Michael Moynihan, Wis.-Milwaukee	10	119	61	27	.640
40. Ray Leone, Harvard	16	192	103	27	.638
41. Jeff Leightman, Binghamton	9	99	54	17	.632
42. Alison Foley, Boston College	11	132	75	20	.626
43. David Lombardo, James Madison	24	284	170	31	.618
44. Rudy Meredith, Yale	12	127	76	14	.618
45. Brian Lee, LSU	13	161	98	15	.615
46. Paul Ratcliffe, Stanford	9	103	62	17	.613
47. Gene Ventriglia, Army	21	243	150	23	.612
48. Darren Ambrose, Penn.	7	65	38	18	.612
49. Bill Hempen, Colorado	19	231	143	31	.609
50. Robbie Church, Duke	13	156	97	20	.608

(Minimum five years as a four-year college head coach but fewer than five years at the Division I level; number of years at Division I level in parentheses.)

Coach, Team	Yrs.	Won	Lost	Tied	Pct.
1. Greg Ashton, Davidson (3)	7	108	29	7	.774
2. Kevin Sherry, Western Ill. (2)	6	73	29	14	.690
3. Rob King, Kennesaw St. (2)	11	125	63	9	.657
4. Scot Wieland, La.-Lafayette (2)	8	98	56	10	.628
5. Jim O'Brien, Fairfield (2)	11	124	70	15	.629

BY VICTORIES

(Minimum five years as a Division I head coach; includes all victories as coach at a four-year institution.)

Coach, Team	Yrs.	Won	Lost	Tied	Pct.
1. Anson Dorrance, North Carolina	28	629	28	18	.945
2. Len Tsantiris, Connecticut	26	442	122	33	.768
3. Jerry Smith, Santa Clara	20	326	84	27	.777
4. Jim Rudy, Massachusetts	26	298	145	23	.664
5. Becky Burleigh, Florida	17	294	78	23	.773
6. David Lombardo, James Madison	24	284	170	31	.618

Coach, Team	Yrs.	Won	Lost	Tied	Pct.
7. Chris Petrucelli, Texas	17	280	78	19	.768
8. John Daly, William & Mary	20	278	111	34	.697
9. Peter Albright, Richmond	26	274	175	38	.602
10. Randy Waldrum, Notre Dame	17	273	74	18	.773
11. Ben Popoola, Appalachian St.	18	270	125	20	.675
12. Phil Pincince, Brown	30	259	188	36	.573
13. Patrick Farmer, Syracuse	18	258	101	37	.698
14. G. Guerrieri, Texas A&M	16	253	81	13	.748
Joe Pereira, Old Dominion	23	253	163	29	.601
16. Meridy Glenn, Cincinnati	24	249	174	34	.582
17. Gene Ventriglia, Army	21	243	150	23	.612
18. Nancy Feldman, Boston U.	19	241	93	31	.703
19. Bill Hempen, Colorado	19	231	143	31	.609
20. Don Staley, Alabama	22	230	182	20	.556
21. John Walker, Nebraska	13	210	67	12	.747
22. Mark Krikorian, Florida St.	13	206	57	11	.772
23. Steve Swanson, Virginia	17	204	104	25	.650
24. Tim Champion, St. Louis	14	198	81	23	.694
25. Jennifer Rockwood, BYU	12	193	61	18	.743
26. Kathy Brawn, Colgate	16	192	100	22	.646
Ray Leone, Harvard	16	192	103	27	.638
Mike Minielli, Murray St.	18	192	151	32	.555
29. Patrick Baker, Georgia	18	191	136	24	.578
30. Jeff Hooker, Denver	15	186	80	25	.682
31. Alex Crozier, Cal Poly	15	185	87	30	.662
32. Carin Gabarra, Navy	15	178	94	18	.645
33. Julie Shackford, Princeton	16	175	86	17	.660
Debbie Rademacher, Michigan	15	175	111	35	.600
35. Rob Brewer, Missouri St.	16	174	120	25	.585
36. Jillian Ellis, UCLA	10	172	49	7	.770
Mike Tucker, Dayton	12	172	69	11	.704
38. Lesle Gallimore, Washington	17	169	133	27	.555
39. Warren Lipka, Kentucky	15	167	120	25	.575
40. John Hedlund, North Texas	12	166	64	13	.710
Jimmy Mitchell, Northwestern St.	17	166	132	19	.554
42. Scott Grzenda, Delaware	17	165	126	25	.562
Everton Edwards, Florida Int'l	22	165	180	33	.480
44. Markus Roeders, Marquette	11	164	63	21	.704
Tony da Luz, Wake Forest	15	164	117	18	.579
46. Gregg Murphy, Loyola Marymount	17	163	130	31	.551
47. Brian Lee, LSU	13	161	98	15	.615
48. Nikki Izzo-Brown, West Virginia	12	160	67	17	.691
Susan Ryan, Stony Brook	22	160	209	33	.439
50. Tom Saxton, Michigan St.	16	158	135	26	.536

Winningest Coaches All-Time

BY PERCENTAGE

(Minimum 10 years as a head coach at an NCAA Division I school; includes all victories as coach at a four-year institution.)

Coach, Team(s)	Yrs.	Won	Lost	Tied	Pct.
1. *Anson Dorrance (North Carolina 1979-06)	28	629	28	18	.945
2. Clive Charles (Portland 1989-02)	14	226	52	13	.799
3. *Jerry Smith (Santa Clara 1987-06)	20	326	84	27	.777
4. *Becky Burleigh (Berry 1989-93; Florida 1995-06)	17	294	78	23	.773
5. *Randy Waldrum (Tulsa 1989-94; Baylor 1996-98; Notre Dame 1999-06)	17	273	74	18	.773
6. *Jillian Ellis (UCLA 1997-06)	10	172	49	7	.770
7. *Len Tsantiris (Connecticut 1981-06)	26	442	122	33	.768
8. *Chris Petrucelli (Notre Dame 1990-98; Texas 1999-06)	17	280	78	19	.768
9. *G. Guerrieri (Hardin-Simmons 1988-89; Texas A&M 1993-06)	16	253	81	13	.748
10. *John Walker (Nebraska 1994-06)	13	210	67	12	.747
11. *Jennifer Rockwood (BYU 1995-06)	12	193	61	18	.743
12. Larry Gross (North Carolina St. 1984-93)	10	146	53	18	.714
13. *John Hedlund (North Texas 1995-06)	12	166	64	13	.710
14. *Mike Tucker (Dayton 1995-06)	12	172	69	11	.704
15. *Markus Roeders (Marquette 1996-06)	11	164	63	21	.704
16. *Nancy Feldman (Lake Forest 1988-89; Plymouth St. 1990-94; Boston U. 1995-06)	19	241	93	31	.703
17. *Patrick Farmer (Ithaca 1987-93; Penn St. 1994-00; Tennessee Tech 2003; Syracuse 2004-06)	18	258	101	37	.698
18. *John Daly (William & Mary 1987-06)	20	278	111	34	.697

Coach, Team(s)	Yrs.	Won	Lost	Tied	Pct.
19. *Tim Champion (Cardinal Newman 1984; Lindenwood 1994-95; St. Louis 1996-06).....	14	198	81	23	.694
20. *Nikki Izzo-Brown (West Va. Wesleyan 1994; West Virginia 1996-06).....	12	160	67	17	.691
21. Lauren Gregg (Virginia 1986-95).....	10	134	57	15	.687
22. Bill Barker (UCF 1988-92; Georgia 1995-99).....	10	115	48	17	.686
23. *Ben Popoola (Park 1989-95; Lambuth 1996; Appalachian St. 1997-06).....	18	270	125	20	.675
24. Greg Ryan (Wisconsin 1986-93; SMU 1996-98; Colorado Col. 1999-03).....	16	192	90	20	.669
25. Hank Leung (George Mason 1982-91).....	10	126	58	19	.667
26. *Jim Rudy (UCF 1981-87; Massachusetts 1988-06).....	26	298	145	23	.664
27. *Alex Crozier (Cal Poly 1992-06).....	15	185	87	30	.662
28. *Julie Shackford (Carnegie Mellon 1991-94; Princeton 1995-06).....	16	175	86	17	.660
29. *Amanda Cromwell (UMBC 1996-97; UCF 1998-06).....	10	132	68	8	.654
30. Nick O'Shea (Oakland 1994-2007).....	13	153	79	11	.652
31. Ken McDonald (Vanderbilt 1989-98).....	10	126	67	3	.651
32. *Steve Swanson (Dartmouth 1990-95; Stanford 1996-99; Virginia 2000-06).....	17	204	104	25	.650
33. *Ann Clifton (Villanova 1997-06).....	10	124	61	25	.650
34. *Kevin Boyd (California 1997-06).....	10	124	63	20	.647
35. *Kathy Brawn (Colgate 1991-06).....	16	192	100	22	.646
36. *Carin Gabarra (Westmont 1987; Navy 1993-06).....	15	178	94	18	.645
37. *Michael Moynihan (Wis.-Milwaukee 1997-06).....	10	119	61	27	.640
38. Betsy Duerksen (Seattle Pacific 1991-93; Montana 1994-03).....	13	161	89	9	.639
39. *Ray Leone (Berry 1986-88; Creighton 1989-93; Clemson 1999-00; Arizona St. 2001-05; Harvard 2006).....	16	192	103	27	.638
40. Pete Kowall (Kalamazoo 1989-90; Drew 1992-93; Illinois St. 1997-06).....	14	154	83	20	.638
41. Jack Poland (UNC Greensboro 1988-00).....	13	163	92	8	.635
42. *John Cossaboon (UC Santa Barb. 1995-96; San Diego 1997-02; SMU 2003-06).....	12	149	84	15	.631
43. *%Sue Patberg (Minnesota 1993-99; Georgia 2000-04; Emory 2005-06).....	14	168	96	22	.626
44. *Alison Foley (Angelo St. 1996; Boston College 1997-06).....	11	132	75	20	.626
45. Tim Wheaton (Harvard 1987-04).....	18	167	95	27	.625
46. Peter Reynaud (Sonoma St. 1981-84; California 1986; Sonoma St. 1987-94; Fresno St. 1995-00; Long Beach St. 2001-03).....	22	245	145	30	.619
47. *David Lombardo (Keene St. 1981-87; James Madison 1990-06).....	24	284	170	31	.618
48. *Rudy Meredith (Yale 1995-06).....	12	127	76	14	.618
49. *Brian Lee (Furman 1994-04; LSU 2005-06).....	13	161	98	15	.615
50. Alan Kirkup (SMU 1986-95; Maryland 1996-98; Arkansas 1999-03).....	18	224	137	19	.614

*Active coach. %Now coaching in Division III.

BY VICTORIES

(Minimum 10 years as a head coach at an NCAA Division I school; includes all victories as coach at a four-year institution.)

Coach, Team(s)	Yrs.	Won	Lost	Tied	Pct.
1. *Anson Dorrance (North Carolina 1979-06).....	28	629	28	18	.945
2. *Len Tsantiris (Connecticut 1981-06).....	26	442	122	33	.768
3. *Jerry Smith (Santa Clara 1987-06).....	20	326	84	27	.777
4. *Jim Rudy (UCF 1981-87; Massachusetts 1988-06).....	26	298	145	23	.664
5. *Becky Burleigh (Berry 1989-93; Florida 1995-06).....	17	294	78	23	.773
6. *David Lombardo (Keene St. 1981-87; James Madison 1990-06).....	24	284	170	31	.618
7. *Chris Petrucelli (Notre Dame 1990-98; Texas 1999-06).....	17	280	78	19	.768
8. *John Daly (William & Mary 1987-06).....	20	278	111	34	.697
9. *Peter Albright (Johnson St. 1981-95; Richmond 1996-06).....	26	274	175	38	.602
10. *Randy Waldrum (Tulsa 1989-94; Baylor 1996-98; Notre Dame 1999-06).....	17	273	74	18	.773

Coach, Team(s)	Yrs.	Won	Lost	Tied	Pct.
11. *Ben Popoola (Park 1989-95; Lambuth 1996; Appalachian St. 1997-06).....	18	270	125	20	.675
12. *Phil Pincince (Brown 1977-06).....	30	259	188	36	.573
13. *Patrick Farmer (Ithaca 1987-93; Penn St. 1994-00; Tennessee Tech 2003; Syracuse 2004-06).....	18	258	101	37	.698
14. *G. Guerrieri (Hardin-Simmons 1988-89; Texas A&M 1993-06).....	16	253	81	13	.748
*Joe Pereira (Methodist 1984-94; Old Dominion 1995-06).....	23	253	163	29	.601
16. *Meridy Glenn (Cincinnati 1983-06).....	24	249	174	34	.582
17. Peter Reynaud (Sonoma St. 1981-84; California 1986; Sonoma St. 1987-94; Fresno St. 1995-00; Long Beach St. 2001-03).....	22	245	145	30	.619
18. *Gene Ventriglia (Army 1986-06).....	21	243	150	23	.612
19. *Nancy Feldman (Lake Forest 1988-89; Plymouth St. 1990-94; Boston U. 1995-06)...	19	241	93	31	.703
20. Marine Cano (Cal St. Dom. Hills 1984-93; UC Irvine 1994-05).....	22	236	149	40	.602
21. *Bill Hempten (Duke 1988-00; Colorado 2001-06).....	19	231	143	31	.609
22. *Don Staley (Radford 1985-93; Alabama 1994-06).....	22	230	182	20	.556
23. Clive Charles (Portland 1989-02).....	14	226	52	13	.799
24. Alan Kirkup (SMU 1986-95; Maryland 1996-98; Arkansas 1999-03).....	18	224	137	19	.614
25. *John Walker (Nebraska 1994-06).....	13	210	67	12	.747
26. *Steve Swanson (Dartmouth 1990-95; Stanford 1996-99; Virginia 2000-06).....	17	204	104	25	.650
27. *Tim Champion (Cardinal Newman 1984; Lindenwood 1994-95; St. Louis 1996-06).....	14	198	81	23	.694
28. Dang Pibulvech (Colorado Col. 1983-90; Washington 1991-93; Texas 1994-98; Nevada 2000-03).....	20	197	155	23	.556
29. *Jennifer Rockwood (BYU 1995-06).....	12	193	61	18	.743
30. Greg Ryan (Wisconsin 1986-93; SMU 1996-98; Colorado Col. 1999-03).....	16	192	90	20	.669
*Kathy Brawn (Colgate 1991-06).....	16	192	100	22	.646
*Ray Leone (Berry 1986-88; Creighton 1989-93; Clemson 1999-00; Arizona St. 2001-05; Harvard 2006).....	16	192	103	27	.638
33. Patrick Baker (N.C. Wesleyan 1989-93; Penn 1994-98; Florida St. 1999-04; Georgia 2005-06).....	18	191	136	24	.578
34. *Alex Crozier (Cal Poly 1992-06).....	16	185	87	30	.662
35. *Carin Gabarra (Westmont 1987; Navy 1993-06).....	15	178	94	18	.645
36. *Julie Shackford (Carnegie Mellon 1991-94; Princeton 1995-06).....	16	175	86	17	.660
*Debbie Rademacher (Fairfield 1992-93; Michigan 1994-06).....	15	175	111	35	.600
38. *Rob Brewer (Elon 1989-93; Missouri St. 1996-06).....	16	174	120	25	.585
39. *Jillian Ellis (UCLA 1997-06).....	10	172	49	7	.770
*Mike Tucker (Dayton 1995-06).....	12	172	69	11	.704
41. *Steve Ballard (Elon 1986-88; Averett 1993-94; Eastern Ill. 1995-04; UTSA 2006).....	16	170	119	16	.584
42. *Leslie Gallimore (San Diego St. 1990-93; Washington 1994-06).....	17	169	133	27	.555
43. *%Sue Patberg (Minnesota 1993-99; Georgia 2000-04; Emory 2005-06).....	14	168	96	22	.626
44. Tim Wheaton (Harvard 1987-04).....	18	167	95	27	.625
Charlie Duccilli (Rutgers 1984-99).....	16	167	114	26	.586
*Warren Lipka (Kentucky 1992-06).....	15	167	120	25	.575
47. *John Hedlund (North Texas 1995-06).....	12	166	64	13	.710
48. *Scott Grzenda (Delaware 1990-06).....	17	165	126	25	.562
*Everton Edwards (Florida Int'l 1985-06).....	22	165	180	33	.480
50. *Markus Roeders (Marquette 1996-06).....	11	164	63	21	.704
*Tony da Luz (San Diego 1992-96; Wake Forest 1997-06).....	15	164	117	18	.579

*Active coach.

Division II Coaching Records

Winningest Active Coaches

BY PERCENTAGE

(Minimum five years as a Division II head coach; includes all victories as coach at a four-year institution.)

Coach, Team	Yrs.	Won	Lost	Tied	Pct.
1. Danny Sanchez, Metro St.....	5	112	7	5	.923
2. Jeff Bailey, Franklin Pierce.....	11	217	17	8	.913
3. Brian McManus, UC San Diego.....	20	343	43	24	.866
4. Don Klosterman, Neb.-Omaha.....	8	143	27	6	.830
5. Bob Sheehan, Northern Ky.....	10	172	37	13	.804
6. Mike Cook, Central Okla.....	14	230	65	9	.771
7. Rich Ilsley, Adelphi.....	16	223	60	24	.765
8. John Cullen, Catawba.....	6	83	24	11	.750
9. Philip McNamara, Carson-Newman.....	7	96	33	5	.735
10. Mike Joy, Tusculum.....	15	227	79	19	.728
11. Butch Lauffer, West Tex. A&M.....	11	146	53	10	.722
12. John Hall, Ashland.....	9	115	42	10	.719
13. Mike Cannon, Truman.....	14	184	65	24	.718
14. Ali Omar, Winona St.....	12	159	59	14	.716
15. J.B. Belzer, Regis (Colo.).....	11	160	63	12	.706
16. Tina Patterson, Incarnate Word.....	14	177	72	15	.699
17. Gabe Mejail, Merrimack.....	27	361	151	33	.693
18. Adel Heder, Indiana (Pa.).....	6	78	34	4	.690
19. Troy Fabiano, Wis.-Parkside.....	9	107	45	12	.689
20. Carrie Hanna, Wheeling Jesuit.....	6	81	36	3	.688
21. Neil Piper, Tex. A&M-Commerce.....	9	115	50	16	.680
22. Luke Oberkirch, Sonoma St.....	12	152	67	23	.676
23. Joe Flanagan, Cal St. Dom. Hills.....	5	67	32	11	.659
24. Brian Purcell, Presbyterian.....	18	207	108	12	.651
25. Noreen Herlihy, Slippery Rock.....	12	139	72	12	.650
26. Drayson Hounsoume, C.W. Post.....	6	68	34	14	.647
27. Andy Smyth, Findlay.....	17	202	112	21	.634
28. Laurie Darling Gutheil, St. Rose.....	11	127	71	12	.633
29. Steve Kehm, Northern St.....	9	108	61	12	.630
30. Keith Cammidge, Mercyhurst.....	7	80	46	5	.630
31. George Dunbar, Philadelphia U.....	8	91	50	21	.627
32. Matt Grandstrand, Northern Mich.....	6	64	37	6	.626
33. Jeff Trimble, Midwestern St.....	9	105	60	16	.624
34. Chris Miskec, Minn. St. Mankato.....	11	125	74	9	.623
35. Rocky Orezzoli, Lynn.....	9	91	55	8	.617
36. Sandy Dickson, Bloomsburg.....	9	100	62	18	.606
37. Chris Flint, Bryant.....	7	79	51	10	.600
38. Greg Herdlick, Rockhurst.....	8	81	53	8	.599
39. Neil Stafford, Assumption.....	6	61	41	11	.588
40. Greg Cane, Minn. Duluth.....	17	154	105	22	.587
41. Corwyn Ritch, St. Mary's (Tex.).....	6	63	43	11	.585
42. Kim Sutton, Cal St. Chico.....	7	71	49	20	.579
43. Jim Buchan, Mesa St.....	11	115	86	13	.568
44. Magnus Nilerud, Bridgeport.....	8	87	66	5	.566
45. Brendan Faherty, New Haven.....	5	51	38	10	.566
46. Beth Goetz, Mo.-St. Louis.....	10	108	83	7	.563
47. Andy Cumbo, Humboldt St.....	6	61	48	12	.554
48. Lars Andersson, UNC Pembroke.....	6	56	47	9	.540
49. Totty Totty, Clayton St.....	9	84	72	11	.536
50. Mike Goodrich, Nova Southeastern.....	8	71	61	8	.536

(Minimum five years as a four-year college head coach but fewer than five years at the Division II level; number of years at Division II level in parentheses.)

Coach, Team	Yrs.	Won	Lost	Tied	Pct.
1. Julie Woodward, Seattle (4).....	10	146	49	18	.728
2. Heather Kendra, Lock Haven (2).....	9	82	66	14	.549

BY VICTORIES

(Minimum five years as a Division II head coach; includes all victories as coach at a four-year institution.)

Coach, Team	Yrs.	Won	Lost	Tied	Pct.
1. Gabe Mejail, Merrimack.....	27	361	151	33	.693
2. Brian McManus, UC San Diego.....	20	343	43	24	.866
3. Mike Cook, Central Okla.....	14	230	65	9	.771
4. Mike Joy, Tusculum.....	15	227	79	19	.728
5. Rich Ilsley, Adelphi.....	16	223	60	24	.765
6. Jeff Bailey, Franklin Pierce.....	11	217	17	8	.913
7. Brian Purcell, Presbyterian.....	18	207	108	12	.651
8. Andy Smyth, Findlay.....	17	202	112	21	.634
9. Mike Cannon, Truman.....	14	184	65	24	.718
10. Tina Patterson, Incarnate Word.....	14	177	72	15	.699

Coach, Team	Yrs.	Won	Lost	Tied	Pct.
11. Bob Sheehan, Northern Ky.....	10	172	37	13	.804
12. Jack Hyde, San Fran. St.....	25	166	237	55	.422
13. J.B. Belzer, Regis (Colo.).....	11	160	63	12	.706
14. Ali Omar, Winona St.....	12	159	59	14	.716
15. Greg Cane, Minn. Duluth.....	17	154	105	22	.587
16. Luke Oberkirch, Sonoma St.....	12	152	67	23	.676
17. Butch Lauffer, West Tex. A&M.....	11	146	53	10	.722
18. Don Klosterman, Neb.-Omaha.....	8	143	27	6	.830
19. Noreen Herlihy, Slippery Rock.....	12	139	72	12	.650
20. Roy Stanley, Colorado St.-Pueblo.....	18	135	169	23	.448
21. Laurie Darling Gutheil, St. Rose.....	11	127	71	12	.633
22. Chris Miskec, Minn. St. Mankato.....	11	125	74	9	.623
23. Tom Brown, Angelo St.....	14	122	110	20	.524
24. John Hall, Ashland.....	9	115	42	10	.719
Neil Piper, Tex. A&M-Commerce.....	9	115	50	16	.680
Jim Buchan, Mesa St.....	11	115	86	13	.568
27. Danny Sanchez, Metro St.....	5	112	7	5	.923
Derek Arneaud, East Stroudsburg.....	12	112	103	15	.520
29. Steve Kehm, Northern St.....	9	108	61	12	.630
Beth Goetz, Mo.-St. Louis.....	10	108	83	7	.563
31. Troy Fabiano, Wis.-Parkside.....	9	107	45	12	.689
32. Jeff Trimble, Midwestern St.....	9	105	60	16	.624
33. Sandy Dickson, Bloomsburg.....	9	100	62	18	.606
34. Will Beddingfield, Lenoir-Rhyne.....	14	98	144	16	.411
35. Jeff Schellenberger, Kutztown.....	12	97	107	14	.477
36. Philip McNamara, Carson-Newman.....	7	96	33	5	.735
37. Rocky Orezzoli, Lynn.....	9	91	55	8	.716
George Dunbar, Philadelphia U.....	8	91	50	21	.627
39. Gary Kagiavas, Edinboro.....	11	90	95	15	.488
Rod Fretz, Western Ore.....	11	90	107	9	.459
41. Magnus Nilerud, Bridgeport.....	8	87	66	5	.566
Scott Ginn, Mars Hill.....	9	87	83	4	.511
43. Totty Totty, Clayton St.....	9	84	72	11	.536
44. John Cullen, Catawba.....	6	83	24	11	.750
Tim Chastonay, Bellarmine.....	9	83	73	15	.529
46. Carrie Hanna, Wheeling Jesuit.....	6	81	36	3	.688
Greg Herdlick, Rockhurst.....	8	81	53	8	.599
48. Keith Cammidge, Mercyhurst.....	7	80	46	5	.630
49. Chris Flint, Bryant.....	7	79	51	10	.600
50. Adel Heder, Indiana (Pa.).....	6	78	34	4	.690
Kendall Reyes, S.C. Upstate.....	9	78	76	15	.506

(Minimum five years as a four-year college head coach but fewer than five years at the Division II level; number of years at Division II level in parentheses.)

Coach, Team	Yrs.	Won	Lost	Tied	Pct.
1. Julie Woodward, Seattle (4).....	10	146	49	18	.728
2. Heather Kendra, Lock Haven (2).....	9	82	66	14	.549

Winningest Coaches All-Time

BY PERCENTAGE

(Minimum 10 years as a head coach at an NCAA Division II school; includes all victories as coach at a four-year institution.)

Coach, Team(s)	Yrs.	Won	Lost	Tied	Pct.
1. *Jeff Bailey (Franklin Pierce 1996-06).....	11	217	17	8	.913
2. *Bob Sheehan (Northern Ky. 1997-06).....	10	172	37	13	.804
3. Mike Covone (Barry 1984-94).....	11	140	32	9	.798
4. *Rich Ilsley (Adelphi 1990-94, 96-06).....	16	223	60	24	.765
5. Peter Tufts (Southern N.H. 1982-98).....	17	224	73	16	.741
6. *Mike Joy (Midway 1992-96; Tusculum 1997-06).....	15	227	79	19	.728
7. *Butch Lauffer (West Tex. A&M 1996-06).....	11	146	53	10	.722
8. *Mike Cannon (Truman 1993-06).....	14	184	65	24	.718
9. *Ali Omar (Winona St. 1995-06).....	12	159	59	14	.716
10. *J.B. Belzer (Regis [Colo.] 1996-06).....	11	160	63	12	.706
11. *Gabe Mejail (Wheaton [Mass.] 1979-82; Merrimack 1984-06).....	27	361	151	33	.693
12. *Luke Oberkirch (Sonoma St. 1995-06).....	12	152	67	23	.676
13. Colin Lindores (Cal St. East Bay 1982-89, 97-98).....	10	117	54	12	.672
14. Jim Regan (Wheeling Jesuit 1989-01).....	13	180	88	7	.667
15. Ken Hudson (Mo.-St. Louis 1981-96).....	16	192	96	23	.654
16. Mike Munch (Tex. A&M-Commerce 1995-97; North Fla. 1998-06).....	12	143	72	18	.652
17. *Brian Purcell (Presbyterian 1989-06).....	18	207	108	12	.651
18. *Noreen Herlihy (Slippery Rock 1995-06).....	12	139	72	12	.650

Coach, Team(s)	Yrs.	Won	Lost	Tied	Pct.
19. Brian Korbesmeyer (SIU Edwardsville 1989-02).....	14	153	77	25	.649
20. *Todd Dyer (Longwood 1994-06).....	13	146	80	12	.639
21. *Laurie Darling Gutheil (St. Rose 1996-06).....	11	127	71	12	.633
22. *Chris Miskec (Minn. St. Mankato 1996-06).....	11	125	74	9	.623
23. José Gomes (Stonehill 1991-01).....	11	125	75	19	.614
24. Bob Russ (Cal St. Chico 1983-00).....	18	188	123	34	.594
25. Ed Montojo (Metro St. 1985-00).....	16	163	109	22	.592
26. *Greg Cane (St. Scholastica 1990-93; Minn. Duluth 1994-06).....	17	154	105	22	.587
27. *MaryClaire Robinson (UC Davis 1992-06).....	15	149	106	22	.578
28. *Jim Buchan (Mesa St. 1996-06).....	11	115	86	13	.568
29. *Beth Goetz (Mo.-St. Louis 1997-06).....	10	108	83	7	.563
30. *Mike Minielli (St. Joseph's [Ind.] 1988-98; Murray St. 2000-05; Wagner 2006).....	18	192	151	32	.555
31. *Tom Brown (Sterling [Kan.] 1993-94; William Carey 1995-96; Angelo St. 1997-06).....	14	122	110	20	.524
32. *Derek Arneaud (East Stroudsburg 1995-06)...	12	112	103	15	.520
33. Bill Postiglione (Quincy 1983-05).....	23	181	171	28	.513
34. Mike Crowe (Lewis 1991-02).....	12	98	95	15	.507

*Active coach.

BY VICTORIES

(Minimum 10 years as a head coach at an NCAA Division II school; includes all victories as coach at a four-year institution.)

Coach, Team(s)	Yrs.	Won	Lost	Tied	Pct.
1. *Gabe Mejail (Wheaton [Mass.] 1979-82; Merrimack 1984-06).....	27	361	151	33	.693
2. *Mike Joy (Midway 1992-96; Tusculum 1997-06).....	15	227	79	19	.728
3. Peter Tufts (Southern N.H. 1982-98).....	17	224	73	16	.741
4. *Rich Ilsley (Adelphi 1990-94, 96-06).....	16	223	60	24	.765
5. *Jeff Bailey (Franklin Pierce 1996-06).....	11	217	17	8	.913
6. *Brian Purcell (Presbyterian 1989-06).....	18	207	108	12	.651
7. Ken Hudson (Mo.-St. Louis 1981-96).....	16	192	96	23	.654
8. *Mike Minielli (St. Joseph's [Ind.] 1988-98; Murray St. 2000-05; Wagner 2006).....	18	192	151	32	.555
9. Bob Russ (Cal St. Chico 1983-00).....	18	188	123	34	.594
10. *Mike Cannon (Truman 1993-06).....	14	184	65	24	.718
11. Bill Postiglione (Quincy 1983-05).....	23	181	171	28	.513
12. Jim Regan (Wheeling Jesuit 1989-01).....	13	180	88	7	.667
13. Christine Rizzieri (Plymouth St. 1980-82; Le Moyne 1984-97; Fla. Southern 1998-05).....	25	175	239	24	.427
14. *Bob Sheehan (Northern Ky. 1997-06).....	10	172	37	13	.804
15. *Jack Hyde (San Fran. St. 1982-06).....	25	166	237	55	.422
16. Ed Montojo (Metro St. 1985-00).....	16	163	109	22	.592
17. *J.B. Belzer (Regis [Colo.] 1996-06).....	11	160	63	12	.706
18. *Ali Omar (Winona St. 1995-06).....	12	159	59	14	.716
19. *Greg Cane (St. Scholastica 1990-93; Minn. Duluth 1994-06).....	17	154	105	22	.587
20. Brian Korbesmeyer (SIU Edwardsville 1989-02).....	14	153	77	25	.649
21. *Luke Oberkirch (Sonoma St. 1995-06).....	12	152	67	23	.676
22. *MaryClaire Robinson (UC Davis 1992-06).....	15	149	106	22	.578
23. *Butch Lauffer (West Tex. A&M 1996-06).....	11	146	53	10	.722
*Todd Dyer (Longwood 1994-06).....	13	146	80	12	.639
25. Mike Munch (Tex. A&M-Commerce 1995-97; North Fla. 1998-06).....	12	143	72	18	.652
26. Mike Covone (Barry 1984-94).....	11	140	32	9	.798
27. *Noreen Herlihy (Slippery Rock 1995-06).....	12	139	72	12	.650
28. *Roy Stanley (Ark.-Little Rock 1989-93; Colorado St.-Pueblo 1994-06).....	18	135	169	23	.448
29. *Laurie Darling Gutheil (St. Rose 1996-06).....	11	127	71	12	.633
30. *Chris Miskec (Minn. St. Mankato 1996-06).....	11	125	74	9	.623
José Gomes (Stonehill 1991-01).....	11	125	75	19	.614
32. Brian Wiesner (Cal Poly Pomona 1983-94; Cal St. Northridge 1995-98).....	16	123	150	33	.456
33. *Tom Brown (Sterling [Kan.] 1993-94; William Carey 1995-96; Angelo St. 1997-06).....	14	122	110	20	.524
34. Colin Lindores (Cal St. East Bay 1982-89, 97-98).....	10	117	54	12	.672
35. *Jim Buchan (Mesa St. 1996-06).....	11	115	86	13	.568
36. *Derek Arneaud (East Stroudsburg 1995-06)...	12	112	103	15	.520
37. *Beth Goetz (Mo.-St. Louis 1997-06).....	10	108	83	7	.563

*Active coach.

Note: Marine Cano served as head coach at Division II Cal St. Dom. Hills for 10 seasons, but also has more than 10 years at Division I UC Irvine. In cases such as this, the coach is placed on the list of the higher of the two divisions.

Division III Coaching Records

Winningest Active Coaches

BY PERCENTAGE

(Minimum five years as a Division III head coach; includes all victories as coach at a four-year institution.)

Coach, Team	Yrs.	Won	Lost	Tied	Pct.
1. Scott Frey, Messiah.....	7	133	11	8	.901
2. Joe Russo, TCNJ.....	17	315	31	22	.886
3. Luis Reis, Wheaton (Mass.).....	10	196	30	7	.856
4. Marcus Wood, Hardin-Simmons.....	7	120	17	13	.843
5. Bob Barnes, Ohio Wesleyan.....	10	165	33	8	.820
6. Joe Mingachos, Western Conn. St.....	10	169	35	15	.806
7. Luigi Scire, Webster.....	8	127	30	7	.796
8. Brian Speck, Union (N.Y.).....	12	171	39	18	.789
9. Jim Tursi, Willamette.....	17	264	61	26	.789
10. Mark Recker, Calvin.....	6	91	24	8	.772
11. Pete Felske, Wheaton (Ill.).....	19	277	83	18	.757
12. John Leaney, Macalester.....	21	294	86	31	.753
13. Jeffrey Bowers, Va. Wesleyan.....	7	107	31	14	.750
14. Wendy Dillinger, Washington-St. Louis.....	5	69	21	8	.745
15. Neil Cunningham, Wash. & Lee.....	12	149	45	20	.743
16. Brandon Koons, Otterbein.....	8	109	34	12	.742
17. Aliceann Wilber, William Smith.....	27	356	112	39	.741
18. Scott Leacott, Rowan.....	8	104	33	11	.740
19. Terry Gurnett, Rochester.....	30	376	115	54	.739
20. Sheila Miech, Wis.-Stevens Point.....	20	285	94	26	.736
21. Jason Bretzmann, Carroll (Wis.).....	6	75	26	3	.736
22. Todd Olsen, Lynchburg.....	13	200	66	21	.733
23. Randy Hanson, Puget Sound.....	11	151	49	21	.731
24. Mark Stauffer, Misericordia.....	7	98	34	7	.730
25. Marc Whitehouse, Gordon.....	10	128	43	15	.728
26. Scott Leacott, Rowan.....	8	103	35	15	.727
27. Denise Lyons, Keene St.....	15	221	82	19	.716
28. Kurt Glaeser, Mary Washington.....	18	234	85	33	.712
29. Girish Thakar, Westminster (Pa.).....	5	76	28	10	.711
30. Darryl Longabaugh, Mississippi Col.....	7	90	36	5	.706
31. Dan Rotherth, Loras.....	9	131	52	10	.705
32. Lisa Roschek, Albion.....	7	84	33	8	.704
33. Mindy Quigg, Ithaca.....	13	163	59	34	.703
34. Kanute Dragan, Aurora.....	10	144	58	11	.702
35. Amy Reifert, Chicago.....	16	201	77	30	.701
36. Sean McKuras, Wis.-River Falls.....	5	64	25	8	.701
37. Dave Barrett, Ill. Wesleyan.....	6	76	29	12	.701
38. Steve Spirk, Wilmington (Ohio).....	15	197	79	18	.701
39. Gail Murphy, Denison.....	14	181	74	14	.699
40. Tracey Ranieri, Oneonta St.....	17	236	95	25	.698
41. John Carter, DePauw.....	17	203	88	15	.688
42. Martha Whiting, Tufts.....	8	88	37	11	.688
43. Heather Benning, Grinnell.....	9	102	44	10	.686
44. Gail Mann, Nazareth.....	14	175	74	23	.686
45. Kwame Lloyd, Chris. Newport.....	6	77	33	9	.685
46. Miguel Lozano, La Roche.....	9	116	52	10	.680
47. Leo Weil, Johns Hopkins.....	15	177	78	22	.679
48. Tim Alexander, Edgewood.....	14	187	86	12	.675
49. Sean Yengo, Wis.-Eau Claire.....	10	134	61	15	.674
50. John Antonisse, Texas-Dallas.....	10	132	60	17	.672

BY VICTORIES

(Minimum five years as a Division III head coach; includes all victories as coach at a four-year institution.)

Coach, Team	Yrs.	Won	Lost	Tied	Pct.
1. Terry Gurnett, Rochester.....	30	376	115	54	.739
2. Aliceann Wilber, William Smith.....	27	356	112	39	.741
3. Joe Russo, TCNJ.....	17	315	31	22	.886
4. John Leaney, Macalester.....	21	294	86	31	.753
5. Sheila Miech, Wis.-Stevens Point.....	20	285	94	26	.736
6. Pete Felske, Wheaton (Ill.).....	19	277	83	18	.757
7. Doug Mello, Luther.....	21	274	127	31	.670
8. Jim Tursi, Willamette.....	17	264	61	26	.789
9. Tracey Ranieri, Oneonta St.....	17	236	95	25	.698
10. Kurt Glaeser, Mary Washington.....	18	234	85	33	.712
11. Denise Lyons, Keene St.....	15	221	82	19	.716
12. Denise Dallamora, Brandeis.....	27	217	210	39	.508
13. Karen Waterbury, Plattsburgh St.....	18	208	120	18	.627
14. John Carter, DePauw.....	17	203	88	15	.688
15. Amy Reifert, Chicago.....	16	201	77	30	.701
16. Todd Olsen, Lynchburg.....	13	200	66	21	.733

Coach, Team	Yrs.	Won	Lost	Tied	Pct.
17. Steve Spirk, Wilmington (Ohio).....	15	197	79	18	.701
18. Luis Reis, Wheaton (Mass.).....	10	196	30	7	.856
19. Joan Schockow, Brockport St.	19	194	130	25	.592
20. Mike Stehlik, Gust. Adolphus.....	17	190	88	23	.669
21. David Brown, Wooster.....	16	189	95	22	.654
22. Tim Alexander, Edgewood.....	14	187	86	12	.677
Pepe Fernandez, Maryville (Tenn.).....	16	187	88	20	.668
24. Rick Burns, Central (Iowa).....	18	186	135	12	.577
25. Gail Murphy, Denison.....	14	181	74	14	.699
26. Leo Weil, Johns Hopkins.....	15	177	78	22	.679
27. Gail Mann, Nazareth.....	14	175	74	23	.686
28. Barry Dohner, Elizabethtown.....	13	172	81	18	.668
29. Brian Speck, Union (N.Y.).....	12	171	39	18	.789
30. Joe Mingachos, Western Conn. St.	10	169	35	15	.806
31. Bob Barnes, Ohio Wesleyan.....	10	165	33	8	.820
32. Mindy Quigg, Ithaca.....	13	163	59	34	.703
33. Ron Dias, Western New Eng.	13	155	90	11	.627
34. Christa Racine, Drew.....	13	152	92	21	.613
35. Randy Hanson, Puget Sound.....	11	151	49	21	.731
36. Neil Cunningham, Wash. & Lee.....	12	149	45	20	.743
37. Lee Ellis, Principia.....	11	145	69	8	.671
Doug Biggs, New England.....	15	145	109	16	.567
39. Kanute Drugan, Aurora.....	10	144	58	9	.692
40. Leslie Benintend, Muhlenberg.....	12	142	75	15	.644
41. Wendy Smith, Haverford.....	14	135	106	20	.566
42. Sean Yengo, Wis.-Eau Claire.....	10	134	61	15	.674
Wendy Zwissler, La Verne.....	15	134	128	13	.511
44. Scott Frey, Messiah.....	7	133	11	8	.901
45. John Antonisse, Texas-Dallas.....	10	132	60	17	.672
46. Dan Rothert, Loras.....	9	131	52	10	.705
James Murphy, Bates.....	13	131	67	10	.654
48. Marc Whitehouse, Gordon.....	10	128	43	15	.728
49. Luigi Scire, Webster.....	8	127	30	7	.796
50. Andy Nelson, Oberlin.....	11	124	74	16	.617

Winningest Coaches All-Time

BY PERCENTAGE

(Minimum 10 years as a head coach at an NCAA Division III school; includes all victories as coach at a four-year institution.)

Coach, Team(s)	Yrs.	Won	Lost	Tied	Pct.
1. *Joe Russo (TCNJ 1990-06).....	17	315	31	22	.886
2. *Brian McManus (UC San Diego 1987-06).....	20	343	43	24	.866
3. *Luis Reis (Wheaton [Mass.] 1997-06).....	10	196	30	7	.856
4. *Bob Barnes (Ohio Wesleyan 1997-06).....	10	165	33	8	.820
5. *Joe Mingachos (Western Conn. St. 1997-06) ..	10	169	35	15	.806
6. *Brian Speck (Union [N.Y.] 1995-06).....	12	171	39	18	.789
7. Chris Malone (Cortland St. 1982-94).....	13	195	44	34	.777
8. Lisa Melendy (Williams 1985-01).....	17	195	54	20	.762
9. *Pete Felske (Wheaton [Ill.] 1988-06).....	19	277	83	18	.757
10. *John Leaney (UC San Diego 1984-86; Macalester 1989-06).....	21	294	86	31	.753
11. *Neil Cunningham (SCAD 1995-00; Wash. & Lee 2001-06).....	12	149	45	20	.743
12. Roy Wilkins (Richard Stockton 1989-02).....	14	190	61	17	.741
13. *Alicean Wilber (William Smith 1980-06).....	27	356	112	39	.741
14. *Terry Gurnett (Rochester 1977-06).....	30	376	115	54	.739
15. *Sheila Miech (Wis.-Stevens Point 1987-06).....	20	285	94	26	.736
16. *Todd Olsen (Lynchburg 1994-06).....	13	200	66	21	.733
17. *Marc Whitehouse (Gordon 1997-06).....	10	128	43	15	.728
18. John Cullen (Bowdoin 1985-04).....	20	220	77	20	.726
19. Fred Bright (Geneseo St. 1981-94).....	14	177	62	17	.725
20. *Denise Lyons (Keene St. 1992-06).....	15	221	82	19	.716
21. *Kurt Glaeser (Mary Washington 1989-06).....	18	234	85	33	.712
22. *Nick Cowell (Wooster 1989-90; Trinity [Tex.] 1991-98; Baylor 1999-02; Sewanee 2003-05; St. Edward's 2006).....	18	233	90	23	.707
23. *Mindy Quigg (Ithaca 1994-06).....	13	163	59	34	.703
24. Dan Kuntz (Cal Lutheran 1993-04).....	12	159	63	15	.703
25. *Kanute Drugan (Aurora 1997-06).....	10	144	58	11	.702
26. *Amy Reifert (Chicago 1991-06).....	16	201	77	30	.701
27. *Steve Spirk (Wilmington [Ohio] 1992-06).....	15	197	79	18	.701
28. *Gail Murphy (Southwestern [Tex.] 1993-96; Denison 1997-06).....	14	181	74	14	.699
29. *Tracey Ranieri (Wells 1989; Oneonta St. 1991-06).....	17	236	95	25	.698
30. Michael Sabatelle (Emory 1988-04).....	17	212	85	32	.693
31. *John Carter (DePauw 1990-06).....	17	203	88	15	.688
32. *Gail Mann (Nazareth 1993-06).....	14	175	74	23	.686
33. Dina Gentile (Endicott 1994-05).....	12	157	70	9	.684
34. *Leo Weil (Johns Hopkins 1992-06).....	15	177	78	22	.679

Coach, Team(s)	Yrs.	Won	Lost	Tied	Pct.
35. Steve Domin (Carthage 1995-04).....	10	130	59	9	.679
36. *Tim Alexander (Edgewood 1993-06).....	14	187	86	12	.677
37. *Sean Yengo (Wis.-Eau Claire 1997-06).....	10	134	61	15	.674
38. *Lee Ellis (Principia 1996-06).....	11	145	69	9	.671
39. *Doug Mello (Siena Heights 1986-88; Southwest [N.M.] 1989; Luther 1990-06).....	21	274	127	31	.670
40. *Bob Leib (Me.-Farmington 1996-06).....	11	109	51	12	.669
41. *Mike Stehlik (Gust. Adolphus 1990-06).....	17	190	88	23	.669
42. *Barry Dohner (Elizabethtown 1994-06).....	13	172	81	18	.668
43. *Pepe Fernandez (Maryville [Tenn.] 1991-06)...	16	187	88	20	.668
44. Joe Bochicchio (Scranton 1984-06).....	23	298	144	33	.662
45. *David Brown (Wooster 1991-06).....	16	189	95	22	.654
46. *James Murphy (Bates 1994-06).....	13	131	67	10	.654
47. Doug Hippler (Washington-St. Louis 1989-01) ..	13	141	73	16	.648
48. *Leslie Benintend (Muhlenberg 1995-06).....	12	142	75	15	.644
49. Joe Kryschyshen (St. Thomas [Minn.] 1985-95)...	11	111	61	9	.638
50. Todd Wawrousek (Gettysburg 1990-06).....	16	195	108	19	.635

*Active coach.

BY VICTORIES

(Minimum 10 years as a head coach at an NCAA Division III school; includes all victories as coach at a four-year institution.)

Coach, Team(s)	Yrs.	Won	Lost	Tied	Pct.
1. *Terry Gurnett (Rochester 1977-06).....	30	376	115	54	.739
2. *Alicean Wilber (William Smith 1980-06).....	27	356	112	39	.741
3. *Brian McManus (UC San Diego 1987-06).....	20	343	43	24	.866
4. *Joe Russo (TCNJ 1990-06).....	17	315	31	22	.886
5. Joe Bochicchio (Scranton 1984-06).....	23	298	144	33	.662
6. *John Leaney (UC San Diego 1984-86; Macalester 1989-06).....	21	294	86	31	.753
7. *Sheila Miech (Wis.-Stevens Point 1987-06).....	20	285	94	26	.736
8. *Pete Felske (Wheaton [Ill.] 1988-06).....	19	277	83	18	.757
9. *Doug Mello (Siena Heights 1986-88; Southwest [N.M.] 1989; Luther 1990-06).....	21	274	127	31	.670
10. Dan Blank (St. Mary's [Minn.] 1982-03).....	22	239	138	26	.625
11. *Tracey Ranieri (Wells 1989; Oneonta St. 1991-06).....	17	236	95	25	.698
12. *Kurt Glaeser (Mary Washington 1989-06).....	18	234	85	33	.712
13. *Nick Cowell (Wooster 1989-90; Trinity [Tex.] 1991-98; Baylor 1999-02; Sewanee 2003-05; St. Edward's 2006).....	18	233	90	23	.707
14. *Denise Lyons (Keene St. 1992-06).....	15	221	81	19	.716
15. John Cullen (Bowdoin 1985-04).....	20	220	77	20	.726
16. *Denise Dallamora (Brandeis 1980-06).....	27	217	210	39	.508
17. Michael Sabatelle (Emory 1988-04).....	17	212	85	32	.693
18. *Karen Waterbury (Potsdam St. 1989; Plattsburgh St. 1990-06).....	18	208	120	18	.627
19. Michelle Morgan (Amherst 1978-92, 94-03).....	25	207	111	40	.634
20. *John Carter (DePauw 1990-06).....	17	203	88	15	.688
21. *Amy Reifert (Chicago 1991-06).....	16	201	77	30	.701
22. *Todd Olsen (Lynchburg 1994-06).....	13	200	66	21	.733
Judy Blinstrub (Babson 1984-04).....	21	200	163	20	.548
24. *Steve Spirk (Wilmington [Ohio] 1992-06).....	15	197	79	18	.701
25. *Luis Reis (Wheaton [Mass.] 1997-06).....	10	196	30	7	.856
26. Chris Malone (Cortland St. 1982-94).....	13	195	44	34	.777
Lisa Melendy (Williams 1985-01).....	17	195	54	20	.762
Todd Wawrousek (Gettysburg 1990-06).....	17	195	108	19	.635
29. *Joan Schockow (Brockport St. 1988-06).....	19	194	130	25	.592
30. James Babyak (Smith 1979-96).....	18	191	124	19	.600
31. Roy Wilkins (Richard Stockton 1989-02).....	14	190	61	17	.741
*Mike Stehlik (Gust. Adolphus 1990-06).....	17	190	88	23	.669
33. *David Brown (Wooster 1991-06).....	15	189	95	22	.654
34. *Tim Alexander (Edgewood 1993-06).....	14	187	86	12	.677
*Pepe Fernandez (Maryville [Tenn.] 1991-06)...	16	187	88	20	.668
36. *Rick Burns (Mount Holyoke 1988-93; Drury 1994-98; Gordon 2000-03; Central [Iowa] 2005).....	18	186	135	12	.577
37. *Gail Murphy (Southwestern [Tex.] 1993-96; Denison 1997-06).....	14	181	74	14	.699
38. Fred Bright (Geneseo St. 1981-94).....	14	177	62	17	.725
*Leo Weil (Johns Hopkins 1992-06).....	15	177	78	22	.679
40. *Gail Mann (Nazareth 1993-06).....	14	175	74	23	.686
41. *Barry Dohner (Elizabethtown 1994-06).....	13	172	81	18	.668
42. *Brian Speck (Union [N.Y.] 1995-06).....	12	171	39	18	.789
43. Ken Kline (Connecticut Col. 1985-05).....	21	170	125	17	.572
44. *Joe Mingachos (Western Conn. St. 1997-06) ..	10	169	35	15	.806
45. *Bob Barnes (Ohio Wesleyan 1997-06).....	10	165	33	8	.820
46. *Mindy Quigg (Ithaca 1994-06).....	13	163	59	34	.703
47. Dan Kuntz (Cal Lutheran 1993-04).....	12	159	63	15	.703
48. Dina Gentile (Endicott 1994-05).....	12	157	70	9	.684
49. Ron Dias (Western New Eng. 1994-2006).....	13	155	90	11	.627
50. Christa Racine (Drew 1994-2006).....	13	152	92	21	.613

*Active coach.



Women's Conference Standings and Champions

2006 Division I Conference Standings....	204
2006 Division II Conference Standings ..	206
2006 Division III Conference Standings .	207
All-Time Division I Conference Champions	210



2006 Division I Conference Standings

AMERICA EAST CONFERENCE

Team	Conference				Full Season			
	W	L	T	Pct.	W	L	T	Pct.
Hartford#	6	0	2	.875	10	9	2	.524
Boston U.	6	1	1	.813	13	5	3	.690
Maine	5	3	0	.625	14	4	2	.750
Binghamton	4	4	0	.500	7	8	3	.472
New Hampshire	4	4	0	.500	6	11	1	.361
Vermont	3	3	2	.500	5	10	3	.361
Stony Brook	3	4	1	.438	8	7	2	.529
Albany (N.Y.)	2	6	0	.250	5	13	1	.289
UMBC	0	8	0	.000	4	13	1	.250

ATLANTIC COAST CONFERENCE

Team	Conference				Full Season			
	W	L	T	Pct.	W	L	T	Pct.
North Carolina#	10	0	0	1.000	27	1	0	.964
Florida St.	5	2	3	.650	18	4	4	.769
Wake Forest	6	4	0	.600	16	6	1	.717
Boston College	5	3	2	.600	12	7	3	.614
Clemson	5	3	2	.600	11	8	5	.563
Virginia	5	4	1	.550	12	8	2	.591
Duke	5	4	1	.550	9	8	4	.524
North Carolina St.	3	7	0	.300	9	9	2	.500
Virginia Tech	1	6	3	.250	6	8	4	.444
Maryland	1	6	3	.250	5	9	4	.389
Miami (Fla.)	1	8	1	.150	8	9	1	.472

ATLANTIC SUN CONFERENCE

Team	Conference				Full Season			
	W	L	T	Pct.	W	L	T	Pct.
Kennesaw St.	8	0	1	.944	13	2	2	.824
Seton Hall	7	1	1	.833	12	8	1	.595
North Fla.*	5	3	1	.611	11	6	2	.632
Mercer	5	3	1	.611	5	11	2	.333
East Tenn. St.	4	3	2	.556	5	10	4	.368
Jacksonville#	4	5	0	.444	11	10	1	.523
Gardner-Webb	3	4	2	.444	9	8	3	.525
Belmont	2	5	2	.333	7	6	5	.528
Campbell	2	7	0	.222	2	14	0	.125
Lipscomb	0	9	0	.000	1	18	0	.053

*Reclassifying from Division II

ATLANTIC 10 CONFERENCE

Team	Conference				Full Season			
	W	L	T	Pct.	W	L	T	Pct.
Charlotte	8	1	0	.889	13	5	2	.700
St. Louis#	7	2	0	.778	15	4	2	.762
Rhode Island	7	2	0	.778	12	10	0	.545
La Salle	6	2	1	.722	9	10	1	.475
Fordham	6	3	0	.667	14	7	0	.667
Dayton	6	3	0	.667	8	7	3	.528
Massachusetts	5	4	0	.556	11	6	0	.647
St. Joseph's	4	5	0	.444	7	11	0	.389
Duquesne	3	5	1	.389	4	10	2	.313
Richmond	3	6	0	.333	3	13	2	.222
Xavier	2	5	2	.333	7	10	2	.421
George Washington	2	7	0	.222	9	10	0	.474
Temple	1	8	0	.111	4	14	0	.222
St. Bonaventure	1	8	0	.111	2	15	1	.139

BIG EAST CONFERENCE

Team	Conference				Full Season			
	W	L	T	Pct.	W	L	T	Pct.
American	8	2	1	.773	14	4	3	.738
West Virginia	7	3	1	.682	12	6	5	.630
Marquette	7	3	1	.682	11	7	4	.591
Connecticut	5	3	3	.591	10	5	4	.632
St. John's (N.Y.)	3	6	2	.364	8	8	3	.500
Pittsburgh	3	7	1	.318	4	12	3	.289
Syracuse	3	8	0	.273	6	10	1	.382
South Fla.	1	8	2	.182	4	8	5	.382
Providence	1	8	2	.182	4	8	5	.382
National	10	0	1	.955	25	1	1	.944
Notre Dame#	8	1	2	.818	16	3	4	.783
Villanova	7	2	2	.727	16	4	2	.773
Louisville	7	4	0	.636	13	4	3	.725
Seton Hall	3	6	2	.364	7	10	2	.421
Cincinnati	3	7	1	.318	7	9	2	.444
Georgetown	2	7	2	.273	5	9	5	.395
DePaul	0	10	1	.045	3	13	2	.222

Won conference tournament or playoff.

BIG SKY CONFERENCE

Team	Conference				Full Season			
	W	L	T	Pct.	W	L	T	Pct.
Idaho St.#	5	2	0	.714	10	9	1	.525
Montana	4	2	1	.643	10	8	2	.550
Sacramento St.	4	2	1	.643	10	7	4	.571
Weber St.	4	2	1	.643	9	7	3	.553
Portland St.	4	3	0	.571	4	13	1	.250
Northern Ariz.	2	4	1	.357	7	10	1	.417
Northern Colo.*	2	5	0	.286	6	12	0	.333
Eastern Wash.	1	6	0	.143	5	13	1	.289

*Reclassifying from Division II

BIG SOUTH CONFERENCE

Team	Conference				Full Season			
	W	L	T	Pct.	W	L	T	Pct.
Winthrop	6	1	1	.813	13	5	3	.690
Coastal Caro.	6	2	0	.750	13	6	1	.675
Liberty	5	2	1	.688	9	7	2	.556
Birmingham So.	5	3	0	.625	9	9	0	.500
UNC Asheville#	4	2	2	.625	10	7	3	.575
High Point	3	5	0	.375	4	15	0	.211
Radford	3	5	0	.375	7	11	0	.389
Charleston So.	2	6	0	.250	5	10	3	.361
VMI	0	8	0	.000	5	12	0	.294

BIG TEN CONFERENCE

Team	Conference				Full Season			
	W	L	T	Pct.	W	L	T	Pct.
Penn St.#	8	1	1	.850	18	5	3	.750
Illinois	8	2	0	.800	16	8	0	.667
Purdue	6	3	1	.650	14	6	3	.674
Indiana	5	4	1	.550	9	7	4	.550
Michigan	4	3	3	.550	9	7	6	.545
Ohio St.	5	5	0	.500	10	8	1	.553
Northwestern	4	5	1	.450	8	10	2	.450
Wisconsin	4	5	1	.450	7	9	3	.447
Michigan St.	4	6	0	.400	8	9	1	.472
Minnesota	1	8	1	.150	8	9	2	.474
Iowa	1	8	1	.150	6	11	2	.368

BIG 12 CONFERENCE

Team	Conference				Full Season			
	W	L	T	Pct.	W	L	T	Pct.
Texas A&M	9	1	0	.900	17	6	1	.729
Oklahoma St.	8	1	1	.850	17	3	3	.804
Texas#	8	1	1	.850	18	4	3	.780
Kansas	6	4	0	.600	11	7	1	.605
Colorado	5	4	1	.550	14	6	4	.667
Nebraska	4	5	1	.450	10	7	3	.575
Oklahoma	3	6	1	.350	8	11	1	.425
Baylor	3	7	0	.300	6	12	1	.342
Texas Tech	2	7	1	.250	7	11	2	.400
Missouri	2	8	0	.200	10	9	0	.526
Iowa St.	2	8	0	.200	6	14	0	.300

BIG WEST CONFERENCE

Team	Conference				Full Season			
	W	L	T	Pct.	W	L	T	Pct.
Long Beach St.	5	1	1	.786	14	5	1	.725
UC Santa Barb.	5	1	1	.786	7	7	6	.500
Cal St. Fullerton#	4	2	1	.643	12	8	2	.591
Cal Poly	3	1	3	.643	10	7	3	.575
Cal St. Northridge	3	4	0	.429	10	9	0	.526
Pacific	2	4	1	.357	10	6	2	.611
UC Riverside	2	4	1	.357	10	7	1	.583
UC Irvine	0	7	0	.000	3	13	1	.206

COLONIAL ATHLETIC ASSOCIATION

Team	Conference				Full Season			
	W	L	T	Pct.	W	L	T	Pct.
William & Mary	10	0	1	.955	16	1	4	.857
UNC Wilmington	8	3	0	.727	13	6	0	.684
VCU	7	3	1	.682	11	6	3	.625
Old Dominion#	7	4	0	.636	17	5	1	.761
Northeastern	5	3	3	.591	9	6	4	.579
James Madison	5	4	2	.545	11	9	2	.545
Hofstra	5	5	1	.500	9	8	2	.526
George Mason	5	5	1	.500	8	9	2	.474
Delaware	3	7	1	.318	8	8	3	.500
Georgia St.	2	8	1	.227	5	12	3	.325
Drexel	2	9	0	.182	5	12	1	.306

Team	Conference				Full Season			
	W	L	T	Pct.	W	L	T	Pct.
Towson	1	9	1	.136	5	11	2	.333

CONFERENCE USA

Team	Conference				Full Season			
	W	L	T	Pct.	W	L	T	Pct.
SMU	8	1	0	.889	17	5	1	.761
UCF	7	1	1	.833	11	6	2	.632
Memphis	6	2	1	.722	11	6	3	.625
UTEP	6	3	0	.667	15	6	0	.714
Colorado Col.	6	3	0	.667	15	6	1	.705
East Caro.	5	3	1	.611	10	8	2	.550

Team	Conference				Full Season			
	W	L	T	Pct.	W	L	T	Pct.
Missouri St.....	2	3	1	.417	10	9	2	.524
Illinois St.....	2	3	1	.417	6	9	3	.417
Indiana St.....	2	4	0	.333	8	10	0	.444
UNI.....	2	4	0	.333	2	16	0	.111

MOUNTAIN WEST CONFERENCE

Team	Conference				Full Season			
	W	L	T	Pct.	W	L	T	Pct.
Utah.....	7	0	0	1.000	16	5	1	.750
BYU.....	4	1	2	.714	13	3	4	.750
New Mexico.....	2	2	3	.500	8	7	5	.525
UNLV#.....	3	4	0	.429	9	11	3	.457
Wyoming.....	2	3	2	.429	7	9	3	.447
San Diego St.....	2	3	2	.429	6	10	3	.395
TCU.....	1	3	3	.357	6	8	4	.444
Air Force.....	0	5	2	.143	3	12	4	.263

NORTHEAST CONFERENCE

Team	Conference				Full Season			
	W	L	T	Pct.	W	L	T	Pct.
Long Island#.....	8	1	0	.889	13	8	1	.614
Monmouth.....	7	1	1	.833	14	4	2	.750
Central Conn. St.....	5	2	2	.667	8	9	2	.474
Sacred Heart.....	5	3	1	.611	6	13	1	.325
St. Francis (Pa.).....	4	3	2	.556	8	8	2	.500
Quinnipiac.....	3	4	2	.444	9	7	2	.556
Fairleigh Dickinson.....	3	6	0	.333	4	12	1	.265
Robert Morris.....	2	7	0	.222	6	13	0	.316
Mt. St. Mary's.....	2	7	0	.222	4	15	0	.211
Wagner.....	2	7	0	.222	2	16	0	.111

OHIO VALLEY CONFERENCE

Team	Conference				Full Season			
	W	L	T	Pct.	W	L	T	Pct.
Samford.....	6	0	3	.833	11	4	3	.694
Morehead St.....	5	1	3	.722	8	8	3	.500
Eastern Ill.....	4	1	4	.667	8	7	5	.525
Southeast Mo. St.#.....	4	3	2	.556	10	8	2	.550
Austin Peay.....	3	4	2	.444	6	10	3	.395
Tenn.-Martin.....	2	3	4	.444	5	9	5	.395
Jacksonville St.....	3	5	1	.389	5	12	2	.316
Murray St.....	2	4	3	.389	5	9	4	.389
Eastern Ky.....	2	5	2	.333	4	12	2	.278
Tennessee Tech.....	1	6	2	.222	2	13	3	.194

PACIFIC-10 CONFERENCE

Team	Conference				Full Season			
	W	L	T	Pct.	W	L	T	Pct.
UCLA#.....	6	1	0	.889	21	4	0	.840
Oregon.....	6	1	2	.778	12	6	2	.650
Stanford.....	6	2	1	.722	15	6	2	.696
Southern California...	3	2	4	.556	11	5	5	.643
Washington St.....	4	3	2	.556	9	7	4	.550
California.....	3	3	3	.500	12	5	5	.659
Arizona St.....	3	5	1	.389	8	8	3	.500
Washington.....	2	6	1	.278	7	12	1	.375
Arizona.....	1	6	2	.222	8	10	2	.450
Oregon St.....	1	8	0	.111	8	10	2	.450

PATRIOT LEAGUE

Team	Conference				Full Season			
	W	L	T	Pct.	W	L	T	Pct.
Bucknell.....	6	1	0	.857	12	5	1	.694
Navy#.....	6	1	0	.857	21	2	1	.896
Lehigh.....	4	2	1	.643	8	9	1	.472
Colgate.....	4	3	0	.571	13	6	0	.684
American.....	3	3	1	.500	9	7	2	.556
Lafayette.....	1	5	1	.214	5	10	2	.353
Holy Cross.....	1	5	1	.214	4	14	2	.250
Army.....	0	5	2	.143	4	12	2	.278

SOUTHEASTERN CONFERENCE

Eastern Division	Conference				Full Season			
	W	L	T	Pct.	W	L	T	Pct.
Florida.....	7	1	3	.773	14	6	5	.660
Kentucky#.....	6	3	2	.636	14	7	3	.646
Vanderbilt.....	6	3	2	.636	10	4	7	.643
Tennessee.....	6	3	2	.636	12	7	4	.609
South Carolina.....	5	2	4	.636	11	6	5	.614
Georgia.....	5	6	0	.455	10	9	0	.526

Western Division	Conference				Full Season			
	W	L	T	Pct.	W	L	T	Pct.
Auburn.....	5	3	3	.591	11	6	3	.625
Mississippi.....	4	2	5	.591	8	7	5	.525
LSU.....	4	4	3	.500	9	8	3	.525
Arkansas.....	3	6	2	.364	10	7	2	.579
Alabama.....	1	10	0	.091	5	14	0	.263
Mississippi St.....	1	10	0	.091	2	16	0	.111

SOUTHERN CONFERENCE

Team	Conference				Full Season			
	W	L	T	Pct.	W	L	T	Pct.
UNC Greensboro#.....	9	0	1	.950	10	7	2	.579
Davidson.....	7	3	0	.700	11	6	2	.632
Furman.....	6	3	1	.650	9	9	1	.500
Col. of Charleston.....	6	4	0	.600	8	8	2	.500
Western Caro.....	5	3	2	.600	9	7	3	.553
Appalachian St.....	5	4	1	.550	9	8	1	.528
Ga. Southern.....	5	5	0	.500	7	10	1	.417
Elon.....	3	5	2	.400	6	10	2	.389
Wofford.....	3	5	2	.400	6	7	4	.471
Chattanooga.....	0	8	2	.100	3	11	3	.265
Citadel.....	0	9	1	.050	1	17	2	.100

SOUTHLAND CONFERENCE

Team	Conference				Full Season			
	W	L	T	Pct.	W	L	T	Pct.
Southeastern La.....	5	0	3	.813	11	4	4	.684
UTSA.....	5	1	2	.750	8	9	2	.474
Stephen F. Austin.....	5	2	1	.688	9	8	1	.528
Northwestern St.....	4	3	1	.563	9	9	2	.500
Central Ark.*.....	4	4	0	.500	8	7	2	.529
Texas St.....	3	3	2	.500	7	13	2	.364
McNeese St.#.....	3	4	1	.438	10	7	2	.579
Nicholls St.....	1	7	0	.125	4	14	1	.237
Sam Houston St.....	1	7	0	.125	3	15	0	.167

*Reclassifying from Division II.

SOUTHWESTERN ATHLETIC CONFERENCE

Eastern Division	Conference				Full Season			
	W	L	T	Pct.	W	L	T	Pct.
Alabama A&M.....	4	0	0	1.000	14	5	0	.737
Mississippi Val. St.....	3	1	0	.750	13	5	1	.711
Jackson St.....	3	2	0	.600	11	5	1	.676
Alabama St.....	1	3	0	.250	2	12	0	.143
Alcorn St.....	0	4	0	.000	1	13	0	.071

Western Division	Conference				Full Season			
	W	L	T	Pct.	W	L	T	Pct.
Grambling#.....	4	0	0	1.000	9	6	2	.588
Prairie View.....	3	2	0	.600	5	14	0	.263
Southern U.....	2	2	0	.500	6	12	1	.342
Texas Southern.....	1	3	0	.250	3	11	0	.214
Ark.-Pine Bluff.....	0	4	0	.000	1	15	0	.063

SUMMIT LEAGUE

Team	Conference				Full Season			
	W	L	T	Pct.	W	L	T	Pct.
Valparaiso.....	4	0	2	.833	12	4	3	.711
Oakland#.....	4	2	0	.667	8	11	1	.425
Southern Utah.....	2	1	3	.583	5	10	3	.361

Team	Conference				Full Season			
	W	L	T	Pct.	W	L	T	Pct.
Western Ill.....	3	3	0	.500	11	7	1	.605
IUPUI.....	2	2	2	.500	6	7	5	.472
Oral Roberts.....	1	3	2	.333	5	9	3	.382
Centenary (La.).....	0	5	1	.083	4	11	1	.281

Name changed from Mid-Continent Conference in July 2007.

SUN BELT CONFERENCE

Team	Conference				Full Season			
	W	L	T	Pct.	W	L	T	Pct.
Denver#.....	11	0	0	1.000	15	2	1	.861
Middle Tenn.....	10	1	0	.909	16	3	0	.842
North Texas.....	9	2	0	.818	13	4	2	.737
Fla. Atlantic.....	7	4	0	.636	10	7	2	.579
Western Ky.....	7	4	0	.636	11	7	0	.611
La.-Lafayette.....	5	4	2	.545	8	7	4	.526
South Ala.....	5	5	1	.500	7	11	1	.395
Ark.-Little Rock.....	4	7	0	.364	6	12	0	.333
Florida Int'l.....	3	8	0	.273	5	12	0	.294
La.-Monroe.....	1	9	1	.136	5	13	2	.300
Arkansas St.....	1	10	0	.091	1	17	1	.079
Troy.....	1	10	0	.091	2	15	1	.139

UNITED SOCCER CONFERENCE

Eastern Division	Conference				Full Season			
	W	L	T	Pct.	W	L	T	Pct.
Delaware St.....	3	0	0	1.000	7	11	0	.389
Longwood*.....	2	1	0	.667	11	5	3	.658
Howard.....	1	2	0	.333	1	16	0	.059
South Carolina St.....	0	3	0	.000	3	11	0	.214

Western Division	Conference				Full Season			
	W	L	T	Pct.	W	L	T	Pct.
North Dakota St.*.....	3	0	0	1.000	13	7	1	.643
South Dakota St.#*.....	2	1	0	.667	8	9	3	.475
IPFW.....	1	2	0	.333</				

2006 Division II Conference Standings

CALIFORNIA COLLEGIATE ATHLETIC ASSOCIATION

North Division	Conference			Full Season		
	W	L	Pct.	W	L	Pct.
Cal St. Chico.....	12	2	.813	13	4	.714
Sonoma St.....	10	3	.719	12	6	.643
Humboldt St.....	9	3	.688	12	5	.667
Cal St. Stanislaus.....	4	10	.231	7	11	.240
San Fran. St.....	3	9	.313	4	11	.316
Cal St. Monterey Bay [^]	3	11	.250	3	15	.200
South Division	W	L	T	W	L	T
UC San Diego#.....	13	1	.875	20	2	.875
Cal St. Dom. Hills.....	10	5	.656	11	8	.575
Cal St. L.A.....	7	6	.531	9	7	.553
Cal Poly Pomona.....	6	8	.438	8	9	.474
Cal St. Bakersfield.....	4	9	.344	7	9	.450
Cal St. San B'dino.....	0	14	.063	1	16	.105

[^]Provisional NCAA member.

CENTRAL ATLANTIC COLLEGIATE CONFERENCE

Team	Conference			Full Season		
	W	L	Pct.	W	L	Pct.
Philadelphia U.#.....	8	1	.850	12	4	.711
Holy Family.....	8	1	.850	11	6	.625
Georgian Court.....	7	1	.800	11	7	.595
Post.....	7	2	.750	11	8	.565
Dominican (N.Y.).....	5	4	.550	6	11	.368
Goldey-Beacom.....	5	5	.500	6	10	.382
Caldwell.....	4	5	.450	7	11	.395
Wilmingon (Del.).....	4	6	.400	10	9	.526
Nyack.....	1	7	.200	4	12	.278
Felician.....	1	8	.150	3	16	.175
Bloomfield.....	0	10	.000	1	15	.063

CONFERENCE CAROLINAS

Team	Conference			Full Season		
	W	L	Pct.	W	L	Pct.
Queens (N.C.).....	10	1	.909	14	5	.737
Belmont Abbey#.....	9	1	.864	16	4	.786
Pfeiffer.....	9	2	.818	16	5	.762
Mount Olive.....	9	2	.818	15	7	.682
Limestone.....	6	3	.636	8	6	.553
Barton.....	5	6	.455	9	8	.529
Erskine.....	5	6	.455	5	14	.275
Lees-McRae.....	3	7	.318	6	11	.361
St. Andrews.....	3	8	.273	8	10	.444
Anderson (S.C.).....	3	8	.273	5	12	.294
Coker.....	1	10	.091	3	13	.188
Converse.....	1	10	.091	2	16	.111

EAST COAST CONFERENCE

Team	Conference			Full Season		
	W	L	Pct.	W	L	Pct.
Bridgeport.....	8	1	.850	17	5	.750
New Haven%.....	7	1	.800	12	5	.667
Adelphi#.....	7	1	.800	12	1	.789
Molloy.....	7	3	.700	14	7	.667
C.W. Post.....	6	1	.750	10	3	.719
NYIT.....	5	5	.500	9	10	.474
Dowling.....	3	6	.350	6	9	.412
St. Thomas Aquinas... [^]	3	7	.300	5	11	.313
Queens (N.Y.).....	2	7	.250	4	9	.321
Mercy.....	2	8	.200	2	14	.125
Concordia (N.Y.).....	0	10	.000	0	13	.000

[%]Represented ECC in NCAA Tournament

GREAT LAKES INTERCOLLEGIATE ATHLETIC CONFERENCE

Team	Conference			Full Season		
	W	L	Pct.	W	L	Pct.
Grand Valley St.....	7	1	.875	19	2	.886
Mercyhurst.....	7	1	.875	16	4	.800
Northern Mich.....	6	2	.750	16	2	.889
Saginaw Valley.....	5	3	.625	12	7	.632
Gannon.....	3	5	.375	9	10	.475

[#] Won conference tournament or playoff.

Team	Conference			Full Season		
	W	L	Pct.	W	L	Pct.
Ferris St.....	3	5	.375	7	11	.389
Ashland.....	2	5	.313	7	9	.444
Findlay.....	2	5	.313	3	12	.235
Northwood (Mich.)....	0	8	.000	4	14	.222

The conference did not conduct a postseason tournament.

GREAT LAKES VALLEY CONFERENCE

Team	Conference			Full Season		
	W	L	Pct.	W	L	Pct.
Quincy.....	11	2	.846	16	5	.762
Bellarmino.....	10	3	.769	14	5	.737
Indianapolis#.....	9	4	.692	17	5	.761
Northern Ky.....	9	4	.692	13	4	.750
SIU Edwardsville.....	8	3	.692	12	5	.675
Wis.-Parkside.....	8	4	.654	10	6	.618
Mo.-St. Louis.....	8	5	.615	12	7	.625
Rockhurst.....	8	5	.615	9	8	.528
Drury.....	6	5	.538	9	6	.583
Mo.-Rolla.....	3	8	.292	4	13	.250
Lewis.....	2	10	.167	5	14	.263
Southern Ind.....	2	11	.154	4	13	.235
St. Joseph's (Ind.).....	2	11	.154	2	14	.125
Ky. Wesleyan.....	1	12	.077	4	12	.265

GREAT NORTHWEST ATHLETIC CONFERENCE

Team	Conference			Full Season		
	W	L	Pct.	W	L	Pct.
Seattle.....	8	1	.850	15	3	.800
Western Wash.....	7	2	.750	14	5	.725
Seattle Pacific.....	7	3	.700	17	5	.773
Western Ore.....	2	7	.250	9	9	.500
Central Wash.....	1	6	.250	6	9	.421
Northwest Nazarene	2	8	.200	8	11	.421

The conference did not conduct a postseason tournament.

GULF SOUTH CONFERENCE

Team	Conference			Full Season		
	W	L	Pct.	W	L	Pct.
West Fla.#.....	8	0	1.000	15	3	.786
Harding.....	6	2	.750	8	5	.594
Ouachita Baptist.....	6	2	.750	12	5	.706
West Ga.....	4	3	.563	9	7	.559
Ala.-Huntsville.....	4	4	.500	9	6	.594
Montevallo.....	3	4	.438	6	9	.406
Delta St.....	2	6	.250	6	12	.333
Christian Bros.....	1	7	.125	6	11	.353
North Ala.....	1	7	.125	5	10	.353

HEARTLAND CONFERENCE

Team	Conference			Full Season		
	W	L	Pct.	W	L	Pct.
St. Edward's.....	17	3	.818	17	3	.818
Mont. St.-Billings.....	13	6	.675	13	6	.675
St. Mary's (Tex.).....	10	4	.658	10	4	.658
Incarnate Word.....	10	8	.553	10	8	.553
Dallas Baptist.....	9	10	.474	9	10	.474
Newman [^]	8	0	1.000	8	0	1.000
Texas A&M Int'l [^]	4	12	.250	4	12	.250
Tex. Permian Basin [^]	3	16	.175	3	16	.175

[^]Provisional NCAA member.

The conference did not conduct a conference tournament.

LONE STAR CONFERENCE

Team	Conference			Full Season		
	W	L	Pct.	W	L	Pct.
Central Okla.#.....	9	0	1.000	18	3	.841
West Tex. A&M.....	6	2	.722	14	4	.763
Angelo St.....	5	3	.611	12	6	.658
Tex. A&M-Commerce	5	3	.611	12	8	.587
Midwestern St.....	5	3	.611	10	8	.553
Eastern N.M.....	4	4	.500	9	9	.500
Southwestern Okla... [^]	3	5	.389	6	9	.412
Northeastern St.....	3	6	.333	6	10	.395
Texas Woman's.....	1	7	.167	4	13	.263
East Central.....	0	8	.056	2	15	.139

MID-AMERICA INTERCOLLEGIATE ATHLETICS ASSOCIATION

Team	Conference			Full Season		
	W	L	Pct.	W	L	Pct.
Washburn#.....	10	1	.821	15	1	.818
Mo. Southern St.....	9	2	.750	11	4	.675
Southwest Baptist.....	8	3	.679	10	4	.658
Truman.....	7	4	.607	12	5	.675
Central Mo.....	7	4	.607	12	5	.675
Northwest Mo. St.....	5	8	.393	9	9	.500
Emporia St.....	1	12	.107	3	15	.184
Mo. Western St.....	0	13	.036	1	15	.132

NORTH CENTRAL CONFERENCE

Team	Conference			Full Season		
	W	L	Pct.	W	L	Pct.
Neb.-Omaha.....	11	0	.958	19	1	.909
Minn. St. Mankato.....	7	3	.667	9	6	.588
South Dakota.....	7	5	.583	10	7	.583
North Dakota.....	6	4	.583	10	8	.550
Minn. Duluth.....	4	6	.417	8	8	.500
Augustana (S.D.).....	2	9	.208	5	12	.306
St. Cloud St.....	0	10	.083	4	13	.275

NORTHEAST-10 CONFERENCE

Team	Conference			Full Season		
	W	L	Pct.	W	L	Pct.
St. Rose.....	12	1	.893	17	3	.833
Franklin Pierce#.....	12	2	.857	18	3	.841
Mass.-Lowell.....	10	3	.750	10	5	.632
Bryant.....	9	4	.679	15	8	.646
Merrimack.....	9	4	.679	13	5	.711
St. Anselm.....	6	5	.536	10	7	.575
Stonehill.....	5	5	.500	6	6	.500
Le Moyne.....	6	7	.464	8	8	.500
Southern N.H.....	4	4	.500	6	4	.559
Pace.....	5	6	.464	8	7	.528
Assumption.....	4	6	.429	5	7	.438
St. Michael's.....	4	8	.357	7	9	.444
Southern Conn. St.....	2	9	.250	5	9	.382
Bentley.....	2	12	.143	5	13	.278
American Int'l.....	0	14	.000	1	15	.088

NORTHERN SUN INTERCOLLEGIATE CONFERENCE

Team	Conference			Full Season		
	W	L	Pct.	W	L	Pct.
Winona St.....	8	0	1.000	14	5	.714
Bemidji St.....	6	3	.667	10	6	.611
Northern St.....	6	3	.667	11	8	.579
Concordia-St. Paul.....	6	3	.667	11	11	.500
Mary [^] #.....	4	3	.556	9	9	.500
Wayne St. (Neb.).....	4	4	.500	9	10	.476
Minn. St. Moorhead.....	2	5	.333	4	11	.306
Upper Iowa.....	2	6	.278	6	12	.350
Southwest Minn. St... [^]	2	6	.278	3	10	.267
Minn.-Crookston.....	1	8	.111	2	15	.139

[^]Provisional NCAA member.

PACIFIC WEST CONFERENCE

Team	Conference			Full Season		
	W	L	Pct.	W	L	Pct.
Notre Dame de Namur [^]	9	0	1.000	13	5	.700
BYU-Hawaii.....	8	2	.800	12	4	.750
Grand Canyon.....	6	3	.650	6	13	.325
Hawaii-Hilo.....	3	6	.350	5	11	.324
Hawaii Pacific.....	2	8	.200	4	10	.286
Chaminade [^]	0	9	.050	0	12	.038
Dixie St. [^]				6	8	.433

[^]Provisional NCAA members.

PEACH BELT ATHLETIC CONFERENCE

Team	Conference			Full Season		
	W	L	Pct.	W	L	Pct.
Columbus St. #.....	9	0	1.000	18	4	.804
Armstrong Atlantic.....	8	1	.889	18	4	.804
Clayton St.....	7	2	.778	10	8	.556
S.C.-Aiken.....	4	4	.500	7	11	.400

Team	Conference			Full Season		
	W	L	Pct.	W	L	Pct.
S.C. Upstate.....	4	5	.444	6	10	.389
UNC Pembroke.....	3	5	.389	7	11	.395
North Ga.^\.....	3	5	.389	8	8	.500
GCSU.....	2	4	.389	6	7	.471
Ga. Southwestern^\.....	1	8	.111	3	11	.214
Lander.....	1	8	.111	4	12	.250

^\Provisional NCAA members.

PENNSYLVANIA STATE ATHLETIC CONFERENCE

Team	Conference			Full Season		
	W	L	Pct.	W	L	Pct.
Eastern Division						
West Chester#.....	12	0	1.000	23	1	.958
Kutztown.....	7	3	.667	10	8	.548
Shippensburg.....	6	4	.583	9	9	.500
Bloomsburg.....	4	5	.458	5	9	.389
Mansfield.....	3	7	.333	5	11	.333
East Stroudsburg.....	3	9	.250	7	11	.400
Millersville.....	2	9	.208	3	13	.222
Western Division						
Indiana (Pa.).....	9	1	.900	15	7	.682
Slippery Rock.....	8	2	.800	12	7	.625
Lock Haven.....	4	5	.450	8	11	.425
Edinboro.....	4	6	.400	10	7	.588
California (Pa.).....	3	6	.350	7	11	.395
Clarion.....	1	9	.100	6	13	.316

ROCKY MOUNTAIN ATHLETIC CONFERENCE

Team	Conference			Full Season		
	W	L	Pct.	W	L	Pct.
Metro St.....	12	0	1.000	24	2	.923
Mesa St.....	8	2	.750	11	6	.632
Regis (Colo.).....	8	2	.750	11	7	.591

Team	Conference			Full Season		
	W	L	Pct.	W	L	Pct.
Fort Lewis#.....	8	4	.667	15	7	.682
Colorado St.-Pueblo..	3	6	.375	6	10	.395
Colorado Mines.....	2	7	.292	5	9	.389
Adams St.....	3	8	.292	5	12	.306
N.M. Highlands.....	2	9	.208	4	12	.265
Colo. Christian.....	1	9	.167	4	12	.278

SOUTH ATLANTIC CONFERENCE

Team	Conference			Full Season		
	W	L	Pct.	W	L	Pct.
Carson-Newman#.....	6	1	.857	17	2	.875
Tusculum.....	4	1	.714	14	3	.775
Catawba.....	3	2	.571	12	4	.700
Mars Hill.....	4	3	.571	12	8	.595
Wingate.....	3	4	.429	11	8	.579
Newberry.....	2	3	.429	8	8	.500
Presbyterian.....	3	4	.429	8	10	.444
Lenoir-Rhyne.....	0	7	.000	3	13	.206
Lincoln Memorial^\.....	0	0	.000	9	6	.594

^\Not eligible for conference title.

SUNSHINE STATE CONFERENCE

Team	Conference			Full Season		
	W	L	Pct.	W	L	Pct.
Tampa#.....	7	1	.875	18	3	.841
St. Leo.....	6	2	.750	14	3	.789
Nova Southeastern ..	4	2	.625	11	4	.706
Rollins.....	3	2	.563	10	5	.639
Florida Tech.....	2	2	.500	8	4	.611
Lynn.....	3	5	.375	7	9	.441
Barry.....	2	4	.375	5	9	.382
Fla. Southern.....	2	6	.250	6	11	.353
Eckerd.....	1	6	.188	5	11	.324

WEST VIRGINIA INTERCOLLEGIATE ATHLETIC CONFERENCE

Team	Conference			Full Season		
	W	L	Pct.	W	L	Pct.
Concord.....	7	0	1.000	11	10	.524
Wheeling Jesuit#.....	5	2	.714	13	6	.684
Charleston (W.V.).....	5	2	.714	10	8	.553
West Va. Wesleyan.....	5	2	.714	8	8	.500
Davis & Elkins.....	3	4	.429	5	14	.263
Shepherd.....	2	5	.286	8	12	.400
Salem Int'l.....	1	6	.143	4	13	.235
Ohio Valley.....	0	7	.000	0	13	.000
Pitt.-Johnstown%.....	0	0	.000	12	3	.781
Seton Hill^\.....				12	4	.722

%Not eligible for conference title; ^Provisional NCAA member.

INDEPENDENTS

Team	Full Season		
	W	L	Pct.
Columbia Union.....	4	13	.235
North Greenville.....	5	9	.357
Oakland City.....	2	9	.208
Tiffin.....	17	4	.783
Chowan*.....	9	10	.476

*Reclassifying from Division III.

2006 Division III Conference Standings

ALLEGHENY MOUNTAIN COLLEGIATE CONFERENCE

Team	Conference			Full Season		
	W	L	Pct.	W	L	Pct.
Frostburg St.....	9	0	1.000	12	7	.632
Penn St.-Behrend#.....	8	1	.889	14	6	.690
La Roche.....	5	2	.667	9	9	.500
Medaille.....	5	3	.611	10	8	.553
Hilbert.....	3	4	.444	8	7	.529
Lake Erie.....	3	4	.444	11	7	.600
Pitt.-Greensburg.....	2	4	.389	4	10	.324
Penn St.-Altoona.....	2	5	.333	6	7	.471
Pitt.-Bradford.....	2	7	.222	7	10	.412
Mount Aloysius^\.....	0	9	.000	1	15	.063

^\Provisional NCAA member.

AMERICAN SOUTHWEST CONFERENCE

Team	Conference			Full Season		
	W	L	Pct.	W	L	Pct.
Hardin-Simmons#.....	12	0	1.962	18	1	.854
Texas-Dallas.....	11	1	.885	14	4	.750
Texas-Tyler^\.....	10	2	.808	12	4	.735
Texas Lutheran.....	10	3	.769	14	6	.700
Mississippi Col.....	9	4	.692	14	6	.700
LeTourneau.....	8	4	.654	10	8	.550
East Tex. Baptist.....	7	4	.615	11	7	.600
Mary Hardin-Baylor..	5	7	.423	7	10	.417
McMurry.....	4	8	.346	5	11	.324
Ozarks (Ark.).....	4	9	.308	7	10	.421
Schreiner.....	3	10	.231	3	14	.176
Louisiana Col.....	2	11	.154	2	13	.156
Concordia-Austin.....	1	12	.077	2	13	.156
Howard Payne.....	1	12	.077	1	16	.059

^\Provisional NCAA member.

ATLANTIC WOMEN'S COLLEGES CONFERENCE

Team	Conference			Full Season		
	W	L	Pct.	W	L	Pct.
Notre Dame (Md.)#.....	6	0	1.000	8	8	.500
Hood.....	5	1	.833	11	5	.658

Won conference tournament or playoff.

Team	Conference			Full Season		
	W	L	Pct.	W	L	Pct.
Chatham.....	4	2	.667	5	12	.316
Wells.....	3	3	.500	7	12	.375
Mary Baldwin.....	2	4	.333	2	15	.118
Wilson.....	1	5	.167	6	9	.400
Trinity (D.C.).....	0	6	.000	3	13	.206

CAPITAL ATHLETIC CONFERENCE

Team	Conference			Full Season		
	W	L	Pct.	W	L	Pct.
York (Pa.).....	6	1	.857	14	4	.750
Catholic.....	5	1	.786	11	8	.575
Salisbury#.....	5	2	.714	10	7	.583
St. Mary's (Md.).....	5	2	.714	12	6	.650
Mary Washington.....	3	3	.500	5	10	.353
Marymount (Va.).....	2	5	.286	6	10	.382
Goucher.....	1	6	.143	3	13	.206
Gallaudet.....	0	7	.000	7	12	.368

CENTENNIAL CONFERENCE

Team	Conference			Full Season		
	W	L	Pct.	W	L	Pct.
Johns Hopkins#.....	10	0	1.000	18	2	.881
Gettysburg.....	8	2	.800	14	6	.682
Swarthmore.....	7	3	.700	15	5	.738
Muhlenberg.....	7	3	.700	13	6	.684
Ursinus.....	5	4	.550	8	7	.531
Dickinson.....	5	5	.500	8	9	.471
Haverford.....	4	5	.450	5	9	.382
McDaniel.....	4	6	.400	7	10	.412
Frank. & Marsh.....	3	7	.300	8	7	.531
Bryn Mawr.....	1	9	.100	6	10	.382
Washington (Md.).....	0	10	.000	3	13	.206

COLLEGE CONFERENCE OF ILLINOIS & WISCONSIN

Team	Conference			Full Season		
	W	L	Pct.	W	L	Pct.
Wheaton (Ill.)#.....	6	1	.857	24	2	.907
Augustana (Ill.).....	5	0	2.857	15	3	.786
Ill. Wesleyan.....	4	1	.714	10	5	.632
Carthage.....	4	1	.714	12	5	.684

Team	Conference			Full Season		
	W	L	Pct.	W	L	Pct.
Elmhurst.....	3	4	.429	7	10	.417
North Park.....	2	5	.286	5	11	.333
Millikin.....	1	6	.143	2	12	.143
North Central (Ill.).....	0	7	.000	7	11	.389

COMMONWEALTH COAST CONFERENCE

Team	Conference			Full Season		
	W	L	Pct.	W	L	Pct.
Endicott #.....	11	1	.917	15	3	.833
Roger Williams.....	9	2	.792	11	6	.639
Gordon.....	9	2	.792	12	5	.694
Curry.....	8	2	.750	12	4	.722
New England Col.....	6	3	.625	8	5	.594
Colby-Sawyer.....	6	4	.583	7	7	.500
Salve Regina.....	6	5	.542	7	10	.417
Wentworth Inst.....	5	5	.500	8	8	.500
New England.....	3	7	.333	4	10	.313
Anna Maria.....	3	9	.250	7	12	.368
Regis (Mass.).....	2	9	.208	3	13	.222
Nichols.....	1	8	.208	4	11	.306
Eastern Nazarene.....	0	12	.000	1	17	.056

EMPIRE 8

Team	Conference			Full Season		
	W	L	Pct.	W	L	Pct.
Ithaca.....	7	0	1.000	15	4	.775
Rochester Inst.....	5	1	.786	7	8	.472
Utica.....	4	3	.571	11	8	.571
Nazareth#.....	3	3	.500	9	7	.553
St. John Fisher.....	3	4	.429</			

Team	Conference				Full Season			
	W	L	T	Pct.	W	L	T	Pct.
Emmanuel (Mass.)#	6	2	1	.722	7	9	2	.444
Western New Eng.#	5	2	2	.667	11	8	2	.571
Emerson	5	3	1	.611	8	8	2	.500
Norwich	4	3	2	.556	7	7	3	.500
Simmons	4	5	0	.444	5	12	1	.306
Rivier	3	6	0	.333	8	9	0	.471
Albertus Magnus	1	8	0	.111	2	13	0	.133
Pine Manor	0	9	0	.000	1	11	1	.115

GREAT SOUTH ATHLETIC CONFERENCE

Team	Conference				Full Season			
	W	L	T	Pct.	W	L	T	Pct.
Maryville (Tenn.)#	13	0	0	1.000	15	3	0	.833
Agnes Scott	9	4	0	.692	11	8	0	.579
Spelman	7	5	2	.571	8	5	2	.600
Piedmont	6	5	1	.542	8	9	2	.474
LaGrange	5	6	1	.458	7	8	1	.469
Wesleyan (Ga.)	1	11	0	.083	3	15	0	.167
Huntingdon	1	11	0	.083	1	18	0	.053

HEARTLAND COLLEGIATE ATHLETIC CONFERENCE

Team	Conference				Full Season			
	W	L	T	Pct.	W	L	T	Pct.
Transylvania#	8	0	0	1.000	16	2	0	.889
Mt. St. Joseph	7	1	0	.875	12	8	0	.600
Rose-Hulman	6	2	0	.750	12	4	0	.750
Manchester	5	3	0	.625	11	6	1	.639
Hanover	4	4	0	.500	5	12	0	.294
Defiance	2	5	0	.286	5	12	1	.306
Anderson (Ind.)	2	5	0	.286	5	10	1	.344
Bluffton	1	7	0	.125	3	14	0	.176
Franklin	0	8	0	.000	1	15	0	.063

IOWA INTERCOLLEGIATE ATHLETIC CONFERENCE

Team	Conference				Full Season			
	W	L	T	Pct.	W	L	T	Pct.
Simpson	7	0	1	.938	11	5	3	.658
Loras#	7	1	0	.875	11	8	2	.571
Luther	5	2	1	.688	11	6	4	.619
Wartburg	4	3	1	.563	11	8	1	.575
Cornell College	2	4	2	.375	7	9	2	.444
Dubuque	3	5	0	.375	9	10	0	.474
Coe	3	5	0	.375	7	10	1	.417
Central (Iowa)	2	6	0	.250	8	9	1	.472
Buena Vista	0	7	1	.063	2	14	2	.167

LIBERTY LEAGUE

Team	Conference				Full Season			
	W	L	T	Pct.	W	L	T	Pct.
Union (N.Y.)#	6	0	1	.929	14	3	3	.775
William Smith	6	1	0	.857	11	6	3	.625
Skidmore	4	2	1	.643	12	4	4	.700
Hamilton	4	3	0	.571	9	4	2	.667
St. Lawrence	3	3	1	.500	9	7	1	.559
Clarkson	1	5	1	.214	7	8	2	.471
Vassar	1	5	1	.214	7	8	1	.469
Rensselaer	0	6	1	.071	5	9	2	.375

LITTLE EAST CONFERENCE

Team	Conference				Full Season			
	W	L	T	Pct.	W	L	T	Pct.
Western Conn. St.#	7	0	0	1.000	20	2	1	.891
Eastern Conn. St.	6	1	0	.857	12	6	2	.650
Keene St.	5	2	0	.714	15	8	0	.652
Rhode Island Col.	3	4	0	.429	14	8	0	.636
Southern Me.	3	4	0	.429	5	13	0	.278
Plymouth St.	3	4	0	.429	7	8	2	.471
Mass.-Dartmouth	1	6	0	.143	2	13	1	.156
Mass.-Boston	0	7	0	.000	3	14	1	.194

MASSACHUSETTS STATE COLLEGE ATHLETIC CONFERENCE

Team	Conference				Full Season			
	W	L	T	Pct.	W	L	T	Pct.
Bridgewater St.	4	0	2	.833	9	7	4	.550
Worcester St.#	4	1	1	.750	16	5	2	.739
Fitchburg St.	4	2	0	.667	13	5	1	.711
Westfield St.	2	3	1	.417	8	8	2	.500
Salem St.	2	4	0	.333	7	9	1	.441
Framingham St.	2	4	0	.333	7	9	0	.438
Mass. Liberal Arts	1	5	0	.167	4	12	1	.265

Won conference tournament or playoff.

MICHIGAN INTERCOLLEGIATE ATHLETIC ASSOCIATION

Team	Conference				Full Season			
	W	L	T	Pct.	W	L	T	Pct.
Calvin#	11	0	0	1.000	22	0	1	.978
Hope	6	4	1	.591	9	8	2	.526
Albion	5	2	3	.650	12	4	3	.711
St. Mary's (Ind.)	4	3	2	.556	5	8	2	.400
Kalamazoo	3	4	3	.450	9	6	3	.583
Adrian	3	5	1	.389	5	13	1	.289
Olivet	2	5	2	.333	5	10	2	.353
Alma	2	5	2	.333	4	11	2	.294
Tri-State^	0	8	0	.000	0	16	0	.000

^Provisional NCAA member.

MIDDLE ATLANTIC CONFERENCE

Team	Conference				Full Season			
	W	L	T	Pct.	W	L	T	Pct.
Messiah	7	0	0	1.000	18	3	1	.841
Elizabethtown#	5	1	1	.786	14	5	3	.705
Widener	4	3	0	.571	13	7	1	.643
Albright	4	3	0	.571	8	7	3	.528
Susquehanna	2	4	1	.357	7	7	3	.500
Juniata	2	5	0	.286	10	8	1	.553
Moravian	2	5	0	.286	7	9	0	.438
Lebanon Valley	1	6	0	.143	3	12	2	.235
Freedom	W	L	T	Pct.	W	L	T	Pct.
FDU-Florham	6	0	1	.929	14	7	2	.652
Wilkes	5	1	1	.786	13	6	1	.675
Scranton#	5	2	0	.714	12	6	2	.650
DeSales	4	3	0	.571	10	10	0	.500
Delaware Valley	2	3	2	.429	5	12	2	.316
Drew	2	5	0	.286	6	11	1	.361
Lycoming	1	6	0	.143	4	10	1	.300
King's (Pa.)	0	5	2	.143	6	10	3	.395

MIDWEST CONFERENCE

Team	Conference				Full Season			
	W	L	T	Pct.	W	L	T	Pct.
Grinnell#	9	0	0	1.000	15	3	1	.816
Carroll	8	1	0	.889	12	6	0	.667
St. Norbert	7	2	0	.778	9	8	0	.529
Lake Forest	6	3	0	.667	8	9	0	.471
Monmouth (Ill.)	5	4	0	.556	10	5	1	.656
Beloit	4	5	0	.444	7	8	0	.467
Illinois Col.	2	7	0	.222	5	11	0	.313
Lawrence	2	7	0	.222	4	10	1	.300
Ripon	2	7	0	.222	5	10	1	.344
Knox	0	9	0	.000	1	13	2	.125

MINNESOTA INTERCOLLEGIATE ATHLETIC CONFERENCE

Team	Conference				Full Season			
	W	L	T	Pct.	W	L	T	Pct.
Concordia-Mhead#	8	1	2	.818	12	6	3	.643
Carleton	8	2	1	.773	12	5	3	.675
Macalester	7	1	3	.773	13	3	5	.738
Augsburg	7	3	1	.682	10	6	2	.611
St. Benedict	7	4	0	.636	10	6	1	.618
Gust. Adolphus	5	4	2	.545	8	8	2	.500
St. Thomas (Minn.)	4	6	1	.409	7	9	2	.444
St. Mary's (Minn.)	3	5	3	.409	10	5	3	.639
St. Olaf	3	6	2	.364	9	7	2	.556
Bethel (Minn.)	3	6	2	.364	7	8	3	.472
St. Catherine	1	9	1	.136	2	13	1	.156
Hamline	1	10	0	.091	3	11	1	.233

NEW ENGLAND SMALL COLLEGE ATHLETIC CONFERENCE

Team	Conference				Full Season			
	W	L	T	Pct.	W	L	T	Pct.
Amherst	7	0	1	.938	15	2	2	.842
Tufts	6	1	2	.778	9	4	2	.667
Middlebury#	6	2	1	.722	15	3	1	.816
Williams	4	2	2	.625	8	3	3	.679
Colby	3	2	3	.563	9	3	3	.700
Bates	4	4	0	.500	10	5	0	.667
Bowdoin	4	4	1	.500	7	6	2	.533
Wesleyan (Conn.)	3	6	0	.333	5	8	1	.393
Connecticut Col.	0	8	1	.056	3	10	1	.250
Trinity (Conn.)	0	8	1	.056	2	10	2	.214

NEW ENGLAND WOMEN'S AND MEN'S ATHLETIC CONFERENCE

Team	Conference				Full Season			
	W	L	T	Pct.	W	L	T	Pct.
Wheaton (Mass.)#	9	0	0	1.000	21	2	1	.896
Springfield	7	2	0	.778	14	6	0	.700
Smith	6	2	1	.722	14	7	1	.659
MIT	5	3	1	.611	10	6	2	.611
Babson	4	2	3	.611	9	4	6	.632
Wellesley	5	4	0	.556	9	7	0	.563
WPI	2	6	1	.278	6	11	1	.361
Clark (Mass.)	2	6	1	.278	4	12	1	.265
Mount Holyoke	1	7	1	.167	2	13	1	.156
Coast Guard	0	9	0	.000	4	13	0	.235

NEW JERSEY ATHLETIC CONFERENCE

Team	Conference				Full Season			
	W	L	T	Pct.	W	L	T	Pct.
Lakeland.....	7	3	1	.682	10	8	1	.553
Benedictine (Ill.).....	5	6	0	.455	7	12	1	.375
Maranatha Baptist.....	4	6	1	.409	8	9	1	.472
Wis. Lutheran.....	4	6	1	.409	5	11	1	.324
Marian (Wis.).....	3	8	0	.273	4	12	1	.265
Concordia (Ill.).....	3	8	0	.273	3	15	1	.184
Alverno.....	1	9	1	.136	4	13	1	.250
Rockford.....	0	11	0	.000	0	15	0	.000
Milwaukee Engr.^.....					2	15	0	.118

^Not eligible for conference title.

NORTHWEST CONFERENCE

Team	Conference				Full Season			
	W	L	T	Pct.	W	L	T	Pct.
Puget Sound.....	13	1	2	.875	15	1	4	.850
Willamette.....	13	2	1	.844	16	2	3	.833
Whitworth.....	10	5	1	.656	12	5	2	.684
Whitman.....	8	4	4	.625	8	5	4	.588
Pacific Lutheran.....	8	6	2	.563	11	7	2	.600
George Fox.....	4	10	2	.313	6	12	2	.350
Linfield.....	4	10	2	.313	6	12	2	.350
Lewis & Clark.....	3	12	1	.219	5	14	1	.275
Pacific (Ore.).....	1	14	1	.094	3	14	2	.211

The conference did not conduct a postseason tournament.

OHIO ATHLETIC CONFERENCE

Team	Conference				Full Season			
	W	L	T	Pct.	W	L	T	Pct.
Otterbein#.....	8	1	0	.889	15	2	3	.825
Ohio Northern.....	7	1	1	.833	13	3	3	.763
Capital.....	6	1	2	.778	11	7	4	.591
Wilmington (Ohio).....	5	2	2	.667	11	3	4	.722
Marietta.....	4	2	3	.611	8	5	6	.579
Baldwin-Wallace.....	4	5	0	.444	10	8	0	.556
Mount Union.....	3	5	1	.389	6	11	1	.361
John Carroll.....	2	6	1	.278	9	9	1	.500
Muskingum.....	1	8	0	.111	4	15	0	.211
Heidelberg.....	0	9	0	.000	3	15	0	.167

OLD DOMINION ATHLETIC CONFERENCE

Team	Conference				Full Season			
	W	L	T	Pct.	W	L	T	Pct.
Wash. & Lee.....	9	0	2	.909	16	1	2	.895
Guilford.....	9	1	1	.864	13	6	3	.659
East. Mennonite.....	9	2	0	.818	13	4	1	.750
Va. Wesleyan#.....	8	1	2	.818	16	3	2	.810
Roanoke.....	7	4	0	.636	11	6	1	.639
Lynchburg.....	6	4	1	.591	10	6	3	.605
Randolph-Macon.....	5	6	0	.455	6	11	0	.353
Emory & Henry.....	4	7	0	.364	9	10	0	.474
Bridgewater (Va.).....	3	8	0	.273	5	15	0	.250
Hollins.....	1	10	0	.091	4	14	0	.222
Sweet Briar.....	1	10	0	.091	3	12	0	.200
Rand.-Macon Women's.....	1	10	0	.091	2	12	0	.143

PENNSYLVANIA ATHLETIC CONFERENCE

Team	Conference				Full Season			
	W	L	T	Pct.	W	L	T	Pct.
Eastern.....	9	0	1	.950	13	5	1	.711
Cabrini.....	8	1	1	.850	11	5	3	.658
Gwynedd-Mercy.....	8	2	0	.800	11	7	0	.611
Misericordia#.....	7	3	0	.700	13	6	0	.684
Arcadia.....	5	3	2	.600	8	7	3	.528
Wesley.....	4	5	1	.450	7	9	2	.444
Marywood.....	4	6	0	.400	10	7	0	.588
Alvernia.....	3	5	2	.400	7	7	2	.500
Neumann.....	2	7	1	.250	4	12	1	.265
Immaculata.....	1	9	0	.100	7	13	0	.350
Cedar Crest.....	0	10	0	.000	3	14	1	.194

PRESIDENTS' ATHLETIC CONFERENCE

Team	Conference				Full Season			
	W	L	T	Pct.	W	L	T	Pct.
Thomas More.....	5	0	1	.917	12	6	2	.650
Westminster (Pa.)#.....	5	1	0	.833	13	5	3	.690
Grove City.....	3	1	2	.667	9	7	2	.556
Wash. & Jeff.....	3	2	1	.583	10	8	2	.550
Bethany (W.V.).....	2	4	0	.333	4	12	1	.265
Waynesburg.....	1	5	0	.167	5	12	1	.306
Thiel.....	0	6	0	.000	1	16	1	.083

Team	Conference				Full Season			
	W	L	T	Pct.	W	L	T	Pct.
St. Vincent^.....					9	9	0	.500

^Provisional NCAA member.

ST. LOUIS INTERCOLLEGIATE ATHLETIC CONFERENCE

Team	Conference				Full Season			
	W	L	T	Pct.	W	L	T	Pct.
Webster#.....	8	0	0	1.000	16	4	2	.773
Principia.....	7	1	0	.875	16	5	1	.750
Maryville (Mo.).....	5	2	1	.688	13	6	1	.675
Westminster (Mo.).....	4	3	1	.563	7	10	1	.417
Fontbonne.....	3	2	3	.563	4	8	4	.375
Blackburn.....	3	5	0	.375	6	11	1	.361
Greenville.....	2	5	1	.313	9	10	2	.476
MacMurray.....	1	7	0	.125	4	14	0	.222
Lincoln Christian^.....	0	8	0	.000	2	17	0	.105

^Provisional NCAA member.

SKYLINE CONFERENCE

Team	Conference				Full Season			
	W	L	T	Pct.	W	L	T	Pct.
Stevens Institute#.....	7	0	0	1.000	15	3	3	.786
Manhattanville.....	5	1	1	.786	14	5	3	.705
St. Joseph's (L.I.).....	4	2	1	.643	8	8	1	.500
Farmingdale.....	4	3	0	.571	10	8	2	.550
Centenary (N.J.).....	3	3	1	.500	5	13	1	.289
Mt. St. Vincent.....	2	4	1	.357	7	8	1	.469
Mt. St. Mary (N.Y.).....	1	6	0	.143	6	11	0	.353
Maritime (N.Y.).....	0	7	0	.000	1	11	0	.083

SOUTHERN CALIFORNIA INTERCOLLEGIATE ATHLETIC CONFERENCE

Team	Conference				Full Season			
	W	L	T	Pct.	W	L	T	Pct.
Redlands.....	11	0	1	.958	13	4	1	.750
Pomona-Pitzer.....	8	3	1	.708	10	6	2	.611
Claremont-M-S#.....	7	4	1	.625	10	8	3	.548
Cal Lutheran.....	6	6	0	.500	8	13	0	.381
La Verne.....	5	7	0	.417	5	12	1	.306
Occidental.....	3	8	1	.292	4	9	1	.321
Whittier.....	0	12	0	.000	0	17	0	.000

The conference did not conduct a postseason tournament.

SOUTHERN COLLEGIATE ATHLETIC CONFERENCE

Team	Conference				Full Season			
	W	L	T	Pct.	W	L	T	Pct.
Trinity (Tex.).....	9	0	0	1.000	16	1	2	.895
DePauw.....	7	2	0	.778	12	5	0	.706
Centre.....	6	3	0	.667	14	5	0	.737
Rhodes.....	5	3	1	.611	14	3	2	.789
Austin.....	5	4	0	.556	10	8	1	.553
Southwestern (Tex.).....	4	3	2	.556	7	8	3	.472
Sewanee.....	4	4	1	.500	8	6	1	.567
Oglethorpe.....	2	7	0	.222	7	10	1	.417
Millsaps.....	1	8	0	.111	4	14	1	.237
Hendrix.....	0	9	0	.000	2	13	0	.133

The conference did not conduct a postseason tournament.

STATE UNIVERSITY OF NEW YORK ATHLETIC CONFERENCE

Team	Conference				Full Season			
	W	L	T	Pct.	W	L	T	Pct.
Oneonta St.....	10	0	0	1.000	17	3	1	.833
Brockport St.#.....	9	1	0	.900	16	3	1	.825
Geneseo St.....	6	3	1	.650	8	6	2	.563
Cortland St.....	6	3	1	.650	10	8	1	.553
Buffalo St.....	6	4	0	.600	10	7	2	.579
Fredonia St.....	6	4	0	.600	10	9	1	.525
New Paltz St.....	3	5	2	.400	6	8	3	.441
Plattsburgh St.....	3	6	1	.350	9	8	2	.526
Potsdam St.....	2	7	1	.250	5	11	1	.324
Oswego St.....	1	9	0	.100	1	15	0	.063
SUNYIT.....	0	10	0	.000	1	17	0	.056

USA SOUTH ATHLETIC CONFERENCE

Team	Conference				Full Season			
	W	L	T	Pct.	W	L	T	Pct.
Methodist.....	7	0	0	1.000	16	4	2	.773
Greensboro.....	6	1	0	.857	8	9	2	.474

Team	Conference				Full Season			
	W	L	T	Pct.	W	L	T	Pct.
Chris. Newport#.....	5	2	0	.714	13	6	1	.675
Averett.....	4	3	0	.571	10	8	1	.553
Ferrum.....	3	4	0	.429	6	12	0	.333
N.C. Wesleyan.....	2	5	0	.286	5	11	1	.324
Shenandoah.....	1	6	0	.143	4	15	0	.211
Peace.....	0	7	0	.000	3	12	0	.200

UNIVERSITY ATHLETIC ASSOCIATION

Team	Conference				Full Season			
	W	L	T	Pct.	W	L	T	Pct.
Washington-St. Louis.....	7	0	0	1.000	17	3	0	.850
Rochester.....	5	1	1	.786	16	2	3	.833
Chicago.....	4	3	0	.571	12	5	1	.694
Emory.....	3	3	1	.500	9	6	2	.588
Brandeis.....	2	2	3	.500	10	6	3	.605
Carnegie Mellon.....	3	4	0	.429	8	7	1	.531
Case Reserve.....	1	5	1	.214	5	12	1	.306
New York U.....	0	7	0	.000	6	10	1	.382

The conference did not conduct a postseason tournament.

UPPER MIDWEST ATHLETIC CONFERENCE

Team	Conference				Full Season			
	W	L	T	Pct.	W	L	T	Pct.
St. Scholastica#.....	14	0	0	1.000	18	3	1	.841
Minn. Morris*.....	12	2	0	.857	17	3	1	.833
Crown (Minn.)^.....	9	5	0	.643	15	7	0	.682
Northwestern (Minn.)^.....	7	7	0	.500	8	11	1	.425
Northland.....	5	8	1	.393	5	13	1	.289
Bethany Lutheran^.....	5	9	0	.357	6	14	0	.300
Martin Luther.....	3	10	1	.250	4	13	1	.250
Presentation^.....	0	14	0	.000	1	18	0	.053

^Provisional NCAA member. *Reclassifying from Division II.

WISCONSIN INTERCOLLEGIATE ATHLETIC CONFERENCE

Team	Conference				Full Season			
	W	L	T	Pct.	W	L	T	Pct.
Wis.-Eau Claire#.....	8							

All-Time Division I Conference Champions

AMERICA EAST CONFERENCE

Year Regular Season

1991	Hartford
1992	Hartford
1993	Hartford
1994	Hartford
1995	Hartford
1996	Vermont
1997	Hartford
1998	Hartford
1999	Hartford
2000	Boston U.
2001	Boston U.
2002	Hartford
2003	Boston U.
2004	Binghamton
2005	Boston U.
2006	Hartford

Year Conference Tournament

1994	Hartford
1995	Hartford
1996	Towson
1997	Hartford
1998	Hartford
1999	Hartford
2000	Boston U.
2001	Boston U.
2002	Hartford
2003	Boston U.
2004	Binghamton
2005	Boston U.
2006	Hartford

Note: From 1991 to 1993, the America East did not conduct a conference tournament. The first-place team from regular-season play was declared the conference champion.

ATLANTIC COAST CONFERENCE

Year Regular Season

1987	North Carolina
1988	North Carolina St.
1989	North Carolina
1990	North Carolina
1991	North Carolina
1992	North Carolina
1993	North Carolina
1994	Duke
1995	North Carolina
1996	North Carolina
1997	North Carolina
1998	North Carolina
1999	North Carolina
2000	Clemson
2001	North Carolina
2002	North Carolina
2003	North Carolina
2004	North Carolina
2005	North Carolina
2006	North Carolina

Year Conference Tournament

1988	North Carolina St.
1989	North Carolina
1990	North Carolina
1991	North Carolina
1992	North Carolina
1993	North Carolina
1994	North Carolina
1995	North Carolina
1996	North Carolina
1997	North Carolina
1998	North Carolina
1999	North Carolina
2000	North Carolina
2001	North Carolina
2002	North Carolina
2003	North Carolina
2004	Virginia
2005	North Carolina
2006	North Carolina

Note: In 1987, the Atlantic Coast did not conduct a conference tournament. The first-place team from regular-season play was declared the conference champion.

ATLANTIC SUN CONFERENCE

Year Regular Season

1993	UCF
1994	Florida Int'l
1994	UCF (East)
1994	Centenary (La.) (West)
1995	UCF (East)
1995	Campbell (West)
1996	Florida Int'l (East)
1996	Centenary (La.) (West)
1997	Georgia St. (East)
1997	Centenary (La.) (West)
1997	UCF (South)
1998	UCF (East)
1998	Georgia St. (West)
1999	UCF
2000	Jacksonville
2001	UCF
2002	UCF
2003	UCF
2003	Fla. Atlantic
2004	UCF
2004	Fla. Atlantic
2005	Campbell
2005	Fla. Atlantic
2006	Jacksonville

Year Conference Tournament

1994	UCF
1995	UCF
1996	UCF
1997	Georgia St.
1998	UCF
1999	UCF
2000	Jacksonville
2001	UCF
2002	UCF
2003	UCF
2004	Campbell
2005	Fla. Atlantic
2006	Jacksonville

Note: In 1993, the Atlantic Sun did not conduct a conference tournament. The first-place team from regular-season play was declared the conference champion.

ATLANTIC 10 CONFERENCE

Year Regular Season

1993	Massachusetts
1994	Massachusetts
1995	Temple (East)
1995	George Washington (West)
1996	Massachusetts (East)
1996	Dayton (West)
1997	Massachusetts
1998	Dayton
1999	Dayton
2000	Dayton
2001	Dayton
2002	Dayton
2003	Rhode Island
2003	Dayton
2004	Dayton
2005	St. Louis
2006	Charlotte

Year Conference Tournament

1993	Massachusetts
1994	Massachusetts
1995	Massachusetts
1996	Dayton
1997	Massachusetts
1998	Xavier
1999	Dayton
2000	Xavier
2001	Dayton
2002	Richmond
2003	Dayton
2004	Dayton
2005	St. Louis
2006	St. Louis

BIG EAST CONFERENCE

Year Regular Season

1995	Connecticut
1996	Notre Dame
1997	Notre Dame
1998	Connecticut

Year Regular Season

1999	Connecticut (Northeast)
1999	Notre Dame (Mid-Atlantic)
2000	Connecticut (Northeast)
2000	Notre Dame (Mid-Atlantic)
2001	Connecticut (Northeast)
2001	Notre Dame (Mid-Atlantic)
2002	Connecticut (Northeast)
2002	West Virginia (Mid-Atlantic)
2003	Connecticut (Northeast)
2003	Notre Dame (Mid-Atlantic)
2004	Notre Dame
2005	Connecticut (Division A)
2005	Notre Dame (Division B)
2006	West Virginia (American)
2006	Notre Dame (National)

Year Conference Tournament

1993	Providence
1994	St. John's (N.Y.)
1995	Notre Dame
1996	Notre Dame
1997	Notre Dame
1998	Notre Dame
1999	Notre Dame
2000	Notre Dame
2001	Notre Dame
2002	Connecticut
2003	Villanova
2004	Connecticut
2005	Notre Dame
2006	Notre Dame

Note: In 1993 and 1994, the Big East did not conduct regular-season conference play.

BIG SKY CONFERENCE

Year Regular Season

1997	Montana
1998	Montana
1998	Weber St.
1999	Montana
2000	Montana
2001	Weber St.
2002	Idaho St.
2003	Weber St.
2004	Eastern Wash.
2004	Portland St.
2005	Weber St.
2006	Idaho St.

Year Conference Tournament

1997	Montana
1998	Weber St.
1999	Montana
2000	Montana
2001	Idaho St.
2002	Idaho St.
2003	Idaho St.
2004	Weber St.
2005	Weber St.
2006	Idaho St.

BIG SOUTH CONFERENCE

Year Regular Season

1993	UNC Greensboro
1994	UNC Greensboro
1995	UNC Greensboro
1996	UNC Greensboro
1997	South Ala.
1998	South Ala.
1999	Radford
2000	Elon
2001	Elon
2002	Liberty
2003	Coastal Caro.

2004	Liberty
2004	UNC Asheville
2005	UNC Asheville
2006	Winthrop

Year Conference Tournament

1993	Campbell
1994	UNC Greensboro
1995	UNC Asheville
1996	UNC Greensboro
1997	South Ala.
1998	Radford
1999	Elon

Year	Conference Tournament
2000	Liberty
2001	Liberty
2002	Radford
2003	High Point
2004	Birmingham-So.
2005	Liberty
2006	UNC Asheville

BIG TEN CONFERENCE

Year	Regular Season
1994	Michigan St.
1995	Minnesota
1996	Wisconsin
1997	Minnesota
1998	Penn St.
1999	Penn St.
2000	Penn St.
2001	Penn St.
2002	Penn St.
2003	Penn St.
2004	Penn St.
2005	Penn St.
2006	Penn St.

Year	Conference Tournament
1994	Wisconsin
1995	Minnesota
1996	Indiana
1997	Michigan
1998	Penn St.
1999	Michigan
2000	Penn St.
2001	Penn St.
2002	Ohio St.
2003	Illinois
2004	Ohio St.
2005	Wisconsin
2006	Penn St.

BIG 12 CONFERENCE

Year	Regular Season
1996	Nebraska
1997	Texas A&M
1998	Baylor
1999	Nebraska
2000	Nebraska
2001	Texas
2002	Texas A&M
2003	Colorado
2004	Kansas
	Texas A&M
2005	Texas A&M
2006	Texas A&M

Year	Conference Tournament
1996	Nebraska
1997	Texas A&M
1998	Nebraska
1999	Nebraska
2000	Nebraska
2001	Texas A&M
2002	Nebraska
2003	Oklahoma St.
2004	Texas A&M
2005	Texas A&M
2006	Texas

BIG WEST CONFERENCE

Year	Regular Season
1996	Cal St. Fullerton
1997	Cal Poly
1998	Pacific
1999	Cal Poly
2000	Cal Poly
2001	Cal St. Fullerton
2002	Cal Poly
2003	Cal Poly
2004	UC Santa Barb.
	Cal St. Fullerton
2005	Cal St. Fullerton
2006	UC Santa Barb.

Year	Conference Tournament
1996	Cal Poly
1997	UC Irvine
2003	Cal Poly
2004	Cal Poly
2005	Cal St. Fullerton
2006	Cal St. Fullerton

Note: From 1998 to 2002, the Big West did not conduct a conference tournament. The first-place team from regular-season play was declared the conference champion.

COLONIAL ATHLETIC ASSOCIATION

Year	Regular Season
1993	George Mason
	William & Mary
1994	William & Mary
1995	William & Mary
1996	George Mason
	James Madison
1997	George Mason
	William & Mary
1998	Old Dominion
1999	William & Mary
2000	George Mason
	Richmond

	William & Mary
2001	George Mason
	James Madison
	William & Mary
	William & Mary
2002	William & Mary
2003	Hofstra
2004	Hofstra

2005	VCU
2006	VCU

Year	Conference Tournament
1995	James Madison
1996	William & Mary
1997	William & Mary
1998	William & Mary
1999	William & Mary
2000	William & Mary
2001	William & Mary
2002	James Madison
2003	William & Mary
2004	VCU
2005	Hofstra
2006	Old Dominion

Note: In 1993 and 1994, the Colonial Athletic Association did not conduct a conference tournament. The first-place team(s) from regular-season play was declared the conference champion.

CONFERENCE USA

Year	Regular Season
1995	Cincinnati
	Louisville
1996	Marquette
1997	Charlotte
	Cincinnati
	Marquette
1998	South Fla.
1999	St. Louis
2000	Marquette
2001	Cincinnati
2002	Charlotte
2003	UAB
2004	St. Louis
2005	UCF
	SMU
2006	SMU

Year	Conference Tournament
1995	Charlotte
1996	Cincinnati
1997	Cincinnati
1998	Charlotte
1999	Marquette
2000	Marquette
2001	Cincinnati
2002	Cincinnati
2003	DePaul
2004	UAB
2005	Rice
2006	UAB

HORIZON LEAGUE

(Known as the Midwestern City Conference from 1979-85 and the Midwestern Collegiate Conference from 1985-01)

Year	Regular Season
1991	Notre Dame
1992	Notre Dame
1993	Notre Dame
1994	Notre Dame
1995	Butler
1996	Butler
	Detroit
1997	Wis.-Milwaukee
1998	Loyola (Ill.)
1999	Butler
	Wright St.
2000	Wis.-Milwaukee

Regular Season

2001	Wis.-Milwaukee
2002	Wis.-Milwaukee
2003	Wis.-Milwaukee
2004	Wis.-Milwaukee
2005	Wis.-Milwaukee
2006	Wis.-Milwaukee

Conference Tournament

1993	Notre Dame
1994	Notre Dame
1995	Detroit
1996	Butler
1997	Wis.-Milwaukee
1998	Wright St.
1999	Wright St.
2000	Wright St.
2001	Wis.-Milwaukee
2002	Wis.-Milwaukee
2003	Loyola (Ill.)
2004	Detroit
2005	Wis.-Milwaukee
2006	Loyola (Ill.)

Note: In 1991 and 1992, the Horizon League did not conduct a conference tournament. The first-place team from regular-season play was declared the conference champion.

IVY LEAGUE

Year	Regular Season
1978	Harvard
1979	Harvard
1980	Brown
1981	Harvard
1982	Brown
	Princeton
1983	Brown
1984	Brown
1985	Brown
1986	Brown
1987	Brown
	Cornell
1988	Brown
1989	Brown
1990	Brown
1991	Cornell

	Dartmouth
1992	Brown
	Yale
1993	Dartmouth
1994	Brown
1995	Harvard
1996	Harvard
1997	Harvard
1998	Dartmouth
1999	Harvard
2000	Dartmouth
	Princeton
2001	Dartmouth
	Penn
	Princeton
2002	Princeton
2003	Dartmouth
2004	Princeton
2005	Yale
2006	Columbia

Note: The Ivy League does not conduct a conference tournament. The first-place team(s) from regular-season play is declared the conference champion.

METRO ATLANTIC ATHLETIC CONFERENCE

Year	Regular Season
1992	Iona (North)
	Loyola (Md.) (South)
1993	Fairfield
1994	Loyola (Md.)
	Fairfield
1995	Loyola (Md.)
1996	Loyola (Md.)
1997	Fairfield
1998	Fairfield
1999	Fairfield
	Loyola (Md.)
2000	Loyola (Md.)
2001	Marist
2002	Fairfield
2003	Loyola (Md.)
2004	Loyola (Md.)
2005	Loyola (Md.)
2006	Loyola (Md.)

WOMEN'S CONFERENCE STANDINGS

Year	Conference Tournament
1992	Iona
1993	Fairfield
1994	Loyola (Md.)
1995	Loyola (Md.)
1996	Loyola (Md.)
1997	Fairfield
1998	Fairfield
1999	Fairfield
2000	Loyola (Md.)
2001	Loyola (Md.)
2002	Loyola (Md.)
2003	Loyola (Md.)
2004	Loyola (Md.)
2005	Fairfield
2006	Niagara

MID-AMERICAN CONFERENCE

Year	Regular Season
1997	Northern Ill.
1998	Northern Ill.
	Ohio
1999	Eastern Mich.
2000	Buffalo
2001	Ohio
2002	Miami (Ohio)
2003	Eastern Mich.
	Kent St.
2004	Kent St.
	Ohio
2005	Bowling Green
2006	Ball St.

Year	Conference Tournament
1997	Northern Ill.
1998	Northern Ill.
1999	Eastern Mich.
2000	Miami (Ohio)
2001	Miami (Ohio)
2002	Miami (Ohio)
2003	Western Mich.
2004	Bowling Green
2005	Bowling Green
2006	Toledo

MID-CONTINENT CONFERENCE

Year	Regular Season
1999	Oakland
2000	Oakland
	Oral Roberts
2001	Oakland
2002	Oral Roberts
2003	Oakland
2004	Oral Roberts
2005	Oakland
	Valparaiso
2006	Valparaiso

Year	Conference Tournament
1999	Oral Roberts
2000	Oakland
2001	Oakland
2002	Oakland
2003	Oakland
2004	Oral Roberts
2005	Valparaiso
2006	Oakland

Name changing to The Summit League effective July 2007.

MISSOURI VALLEY CONFERENCE

Year	Regular Season
1997	Evansville
1998	Evansville
	Illinois St.
1999	Evansville
	Illinois St.
2000	Evansville
2001	Illinois St.
2002	Creighton
2003	Drake
	Illinois St.
2004	Drake
2005	Drake
2006	Drake

Year	Conference Tournament
1996	Evansville
1997	Creighton
1998	Creighton
1999	Missouri St.
2000	Creighton
2001	SMU
2002	Creighton

Year	Conference Tournament
2003	SMU
2004	SMU
2005	Creighton
2006	Drake

Note: In 1996, the Missouri Valley did not conduct a full round-robin regular-season conference schedule. Head-to-head meetings that did take place were used only for conference tournament seeding purposes.

MOUNTAIN WEST CONFERENCE

Year	Regular Season
1999	BYU
	San Diego St.
	Utah
2000	BYU
2001	BYU
2002	BYU
2003	Utah
2004	UNLV
2005	Utah
2006	Utah

Year	Conference Tournament
1999	BYU
2000	BYU
2001	BYU
2002	BYU
2003	Utah
2004	Utah
2005	UNLV
2006	Utah

NORTHEAST CONFERENCE

Year	Regular Season
1995	Monmouth
1996	Monmouth
1997	Central Conn. St.
1998	Central Conn. St.
1999	Central Conn. St.
2000	Monmouth
	Quinnipiac
2001	Quinnipiac
2002	Central Conn. St.
2003	Central Conn. St.
2004	Fairleigh Dickinson
2005	Central Conn. St.
2006	Long Island

Year	Conference Tournament
1995	Monmouth
1996	Monmouth
1997	Central Conn. St.
1998	Central Conn. St.
1999	Central Conn. St.
2000	Quinnipiac
2001	Sacred Heart
2002	Central Conn. St.
2003	Central Conn. St.
2004	Central Conn. St.
2005	Central Conn. St.
2006	Long Island

OHIO VALLEY CONFERENCE

Year	Regular Season
1998	Tennessee Tech
1999	Eastern Ill.
2000	Eastern Ill.
2001	Southeast Mo. St.
2002	Southeast Mo. St.
2003	Samford
2004	Samford
2005	Samford
2006	Samford

Year	Conference Tournament
1999	Eastern Ill.
2000	Tennessee Tech
2001	Eastern Ill.
2002	Eastern Ill.
2003	Eastern Ill.
2004	Eastern Ill.
2005	Samford
2006	Southeast Mo. St.

Note: In 1998, the Ohio Valley Conference did not conduct a conference tournament. The first-place team from regular-season play was declared the conference champion.

PACIFIC-10 CONFERENCE

Year	Regular Season
1993	Stanford
1995	Stanford

Year	Regular Season
1996	Stanford
1997	UCLA
1998	California
	Southern California
	UCLA
1999	Stanford
2000	Washington
2001	UCLA
2002	Stanford
2003	UCLA
2004	Arizona
	UCLA
2005	UCLA
2006	UCLA

Note: The Pacific-10 Conference does not conduct a conference tournament. The first-place team(s) from regular-season play is declared the conference champion. The conference did not sponsor women's soccer in 1994.

PATRIOT LEAGUE

Year	Regular Season
1990	Colgate
1991	Army
1992	Army
1993	Colgate
1994	Colgate
1995	Bucknell
1996	Colgate
1997	Colgate
1998	Navy
1999	Colgate
	Navy
2000	Colgate
2001	Navy
2002	Army
	Navy
2003	American
	Navy
2004	Colgate
2005	Lehigh
2006	Bucknell
	Navy

Year	Conference Tournament
1990	Colgate
1991	Colgate
1992	Colgate
1993	Army
1994	Colgate
1995	Colgate
1996	Colgate
1997	Colgate
1998	Colgate
1999	Colgate
2000	Holy Cross
2001	Bucknell
2002	American
2003	Navy
2004	Colgate
2005	Bucknell
2006	Navy

SOUTHEASTERN CONFERENCE

Year	Regular Season
1994	Vanderbilt
1995	Vanderbilt (Eastern and Overall)
	Alabama (Western)
1996	Florida (Eastern and Overall)
	Arkansas (Western)
1997	Florida and Vanderbilt (Eastern)
	Alabama (Western)
	Florida (Overall)
1998	Florida (Eastern and Overall)
	Alabama (Western)
1999	Florida (Eastern and Overall)
	Mississippi (Western)
2000	Florida (Eastern and Overall)
	Mississippi (Western)
2001	Florida (Eastern and Overall)
	Auburn and Mississippi St. (Western)
2002	Tennessee (Eastern)
	Auburn (Western and Overall)
2003	Tennessee (Eastern and Overall)
	Auburn (Western)
2004	Tennessee (Eastern and Overall)
	Auburn (Western)
2005	Tennessee (Eastern and Overall)
	Mississippi (Western)
2006	Florida (Eastern and Overall)
	Auburn (Western)

Year	Conference Tournament
1993	Vanderbilt
1994	Vanderbilt
1995	Kentucky
1996	Florida
1997	Florida
1998	Florida
1999	Florida
2000	Florida
2001	Florida
2002	Tennessee
2003	Tennessee
2004	Florida
2005	Tennessee
2006	Kentucky

Note: In 1993, the Southeastern did not conduct a full round-robin regular-season conference schedule.

SOUTHERN CONFERENCE

Year	Regular Season
1994	Davidson
1995	Furman
1996	Davidson
1997	UNC Greensboro
1998	UNC Greensboro
1999	Furman
2000	Furman
2001	Furman

UNC Greensboro
Western Caro.

2002	Furman
2003	Furman
2004	UNC Greensboro
2005	Davidson
2006	UNC Greensboro

Conference Tournament

1994	Davidson
1995	Davidson
1996	Davidson
1997	UNC Greensboro
1998	UNC Greensboro
1999	Furman
2000	UNC Greensboro
2001	UNC Greensboro
2002	Furman
2003	UNC Greensboro
2004	Furman
2005	Western Caro.
2006	UNC Greensboro

SOUTHLAND CONFERENCE

Year	Regular Season
1997	Stephen F. Austin
1998	Stephen F. Austin
1999	Southeastern La.
2000	Northwestern St.
2001	Texas St.
2002	Southeastern La. Texas St.
2003	Southeastern La.
2004	Stephen F. Austin
2005	Stephen F. Austin
2006	Southeastern La.

Year	Conference Tournament
1997	Northwestern St.
1998	Southeastern La.
1999	Texas St.
2000	Northwestern St.
2001	Texas St.
2002	Northwestern St.
2003	Stephen F. Austin
2004	Texas St.
2005	Northwestern St.
2006	McNeese St.

SOUTHWESTERN ATHLETIC CONFERENCE

Year	Regular Season
2003	Alabama A&M (Eastern) Grambling (Western)
2004	Alabama A&M (Eastern) Grambling (Western)
2005	Alabama A&M (Eastern) Grambling and Prairie View (Western)
2006	Alabama A&M (Eastern) Grambling (Western)

Conference Tournament

2003	Alabama A&M
2004	Grambling
2005	Mississippi Val.
2006	Grambling

THE SUMMIT LEAGUE

See the Mid-Continent Conference. Name change effective July 2007.

SUN BELT CONFERENCE

Year	Regular Season
2000	Florida Int'l South Ala.
2001	North Texas
2002	Denver
2003	Denver
2004	Middle Tenn. North Texas

2005 North Texas
2006 Denver

Conference Tournament

2000	Florida Int'l
2001	Denver
2002	Denver
2003	Denver
2004	North Texas
2005	North Texas
2006	Denver

UNITED SOCCER CONFERENCE

Year	Regular Season
2005	None declared
2006	Delaware St. (East) North Dakota St. (West)

Conference Tournament

2005	IPFW
2006	South Dakota St.

WEST COAST CONFERENCE

Year	Regular Season
1992	Portland
1993	Santa Clara
1994	Portland
1995	Portland
1996	Portland
1997	Portland
	Santa Clara
1998	Santa Clara
1999	Santa Clara
2000	Portland
2001	Santa Clara
2002	Pepperdine Santa Clara
2003	Santa Clara
2004	Portland Santa Clara
2005	Portland
2006	Santa Clara

Note: The West Coast Conference does not conduct a conference tournament. The first-place team(s) from regular-season play is declared the conference champion.

WESTERN ATHLETIC CONFERENCE

Year	Regular Season
1996	SMU (Mountain) BYU, San Diego St. (Pacific)
1997	SMU (Mountain) BYU (Pacific)
1998	SMU, UTEP (Mountain) San Diego St. (Pacific) Fresno St.
1999	SMU
2000	SMU
2001	SMU
2002	SMU
2003	Hawaii SMU
2004	SMU
2005	Hawaii
2006	Fresno St.

Conference Tournament

1995	San Diego St.
1996	BYU
1997	SMU
1998	San Diego St.
1999	SMU
2000	San Jose St.
2001	SMU
2002	SMU
2003	SMU
2004	SMU
2005	Fresno St.
2006	Nevada

Note: In 1995, the Western Athletic did not conduct regular-season conference play.



Women's Award Winners

Division I First-Team All-America (1980-2006)	216
Division I First-Team All-Americans by School.....	217
Division II First-Team All-America (1988-2006)	219
Division II First-Team All-Americans by School.....	219
Division III First-Team All-America (1986-2006)	220
Division III First-Team All Americans by School.....	221
National Award Winners.....	223



All-America Teams

NOTE: From 1980-85, the National Soccer Coaches Association of America (NSCAA) selected one All-America team that combined all three divisions. Starting in 1986, Division III selected its own team, but Divisions I and II continued to select one team. Starting in 1988, all three divisions selected their own teams. Soccer America started selecting a team in 1988, which included all divisions. Beginning in 1990, the team was selected from only Division I schools.

Division I First-Team All-America

(1980-2006)

1980

NSCAA

G—Lori Katz, Lewis & Clark
D—Adele Fairman, Texas A&M
D—Terry Febrey, Cortland St.
D—Deb McKinney, Cincinnati
D—Madeline Mangini, Massachusetts
M—Nancy Clary, North Carolina
M—DiAnn Kimbrel, Northern Colo.
M—Nena Odum, Princeton
F—Heather Brendel, Cortland St.
F—Jolly Colchetti, UCLA
F—Frances Fusco, Brown

1981

NSCAA

G—Mary Lou Breen, Connecticut
D—Terry Febrey, Cortland St.
D—Dori Kovanen, North Carolina
D—Meg Metz, Oregon
M—Felise Duffy, Connecticut
M—Joan Gettemeyer, Mo.-St. Louis
M—Nina Holmstron, Massachusetts
M—Carol Smith, Texas A&M
F—Pam Boughman, UCF
F—Wendy Greenberg, North Carolina
F—Stephanie Zeh, North Carolina

1982

NSCAA

G—Joan Schockow, Cortland St.
D—Tracy Brooks, Boston College
D—Jackie Gaw, Massachusetts
D—Patty Kelley, Mo.-St. Louis
D—Helen Negrey, Radford
D—Lori Palmer, Cortland St.
F—Joan Gettemeyer, Mo.-St. Louis
F—Amy Machin, North Carolina
F—Megan MacKenzie, Rochester
F—Michelle Sedita, UCF
F—Stephanie Zeh, North Carolina

1983

NSCAA

G—Joan Schockow, Cortland St.
D—Suzy Cobb, North Carolina
D—Heidi Comeau, Vermont
D—Joan Gettemeyer, Mo.-St. Louis
D—Karen Gollwitzer, Cortland St.
D—Lori Stukes, Massachusetts
F—Pam Boughman, George Mason
F—Bettina Bernardi, Texas A&M
F—Moira Buckley, Connecticut
F—Stacey Flionis, Massachusetts
F—Lisa Gmitter, George Mason

1984

NSCAA

G—Monica Hall, UC Santa Barb.
D—Suzy Cobb, North Carolina
D—Leslie Gallimore, California
D—Liza Grant, Colorado Col.

D—Lori Stukes, Massachusetts
D—Harriet Tatro, Vermont
F—Michelle Akers, UCF
F—Lori Bessmer, Cortland St.
F—April Heinrichs, North Carolina
F—Donna MacDougall, Connecticut
F—Catherine Shankweiler, Connecticut

1985

NSCAA

G—Janine Szpara, Colorado Col.
D—Debbie Belkin, Massachusetts
D—Sharon Hoag, Colorado Col.
D—Cathy Klein, Cortland St.
D—Megan McCarthy, William & Mary
D—Colleen O'Day, Brown
F—Pam Boughman, George Mason
F—Lori Bessmer, Cortland St.
F—Kristin Bowsher, Massachusetts
F—Lisa Gmitter, George Mason
F—April Heinrichs, North Carolina

1986

NSCAA

G—Janine Szpara, Colorado Col.
D—Debbie Belkin, Massachusetts
D—Marcia McDermott, North Carolina
D—Megan McCarthy, William & Mary
D—Maria Montuori, Boston College
D—Denise Regas, Cal St. East Bay
F—Julie Angevine, Wisconsin
F—Laurie Collier, Cornell
F—Lisa Gmitter, George Mason
F—April Heinrichs, North Carolina
F—Jenni Symons, Santa Clara

1987

NSCAA

G—Janine Szpara, Colorado Col.
D—Debbie Belkin, Massachusetts
D—Kristen Bowsher, Massachusetts
D—Lori Henry, North Carolina
D—Megan McCarthy, William & Mary
D—Carla Werden, North Carolina
F—Joy Biefeld, California
F—Julie Cunningham, William & Mary
F—Kim Prutting, Connecticut
F—Jenni Symons, Santa Clara
F—Kerri Tashiro, Colorado Col.

1988

NSCAA

G—Janine Szpara, Colorado Col.
D—Linda Hamilton, North Carolina St.
D—Karen Nance, UC Santa Barb.
D—Kim Prutting, Connecticut
D—Shelley Separovich, Colorado Col.
D—Carla Werden, North Carolina
F—Michelle Akers, UCF
F—Joy Biefeld, California
F—Shannon Higgins, North Carolina
F—April Kater, Massachusetts
F—Jennifer Smith, Cornell

SOCCER AMERICA

D—Lisa Bray, William Smith
D—Linda Hamilton, North Carolina St.
D—Lori Henry, North Carolina
M—Joy Biefeld, California
M—Sonya Brandt, Pacific Lutheran
M—Sue Gjerset, Wisconsin
M—Shannon Higgins, North Carolina
M—April Kater, Massachusetts
M—Denise Regas, Cal St. East Bay
F—Michelle Akers, UCF
F—Annie Perez, Barry

1989

NSCAA

M—Joy Biefeld, California
M—Diane Hedin, George Mason
M—Shannon Higgins, North Carolina
M—April Kater, Massachusetts
M—Robin Lotze, William & Mary
M—Mary Claire Robinson, Colorado Col.
F—Laura Anton, George Mason
F—Charmaine Hooper, North Carolina St.

F—Kristine Lilly, North Carolina
F—Kerri Tashiro, Colorado Col.
F—Gina Vasallo, Boston College

SOCCER AMERICA

G—Karen Richter, UCF
D—Tamie Batista, Santa Clara
D—Kyllene Carter, Barry
D—Kim Prutting, Connecticut
M—Joy Biefeld, California
M—Shannon Higgins, North Carolina
M—April Kater, Massachusetts
M—Robin Lotze, William & Mary
M—Carla Werden, North Carolina
F—Charmaine Hooper, North Carolina St.
F—Kerri Tashiro, Colorado Col.

1990

NSCAA

G—Heather Taggart, Wisconsin
D—Julie Foudy, Stanford
D—Sandra Gaskill, William & Mary
D—Beth Grecco, Connecticut
F—Suzanne Baily, Brown
F—Brandi Chastain, Santa Clara
F—Lisa Cole, SMU
F—Mia Hamm, North Carolina
F—Charmaine Hooper, North Carolina St.
F—April Kater, Massachusetts
F—Kristine Lilly, North Carolina
F—Robin Lotze, William & Mary

SOCCER AMERICA

G—Saskia Webber, Rutgers
D—Julie Foudy, Stanford
D—Beth Grecco, Connecticut
M—Amanda Cromwell, Virginia
M—Linda Dorn, UC Santa Barb.
M—Jill Rutten, North Carolina St.
F—Brandi Chastain, Santa Clara
F—Lisa Cole, SMU
F—Mia Hamm, North Carolina
F—Kristine Lilly, North Carolina
F—April Kater, Massachusetts

1991

NSCAA

G—Heather Taggart, Wisconsin
D—Holly Hellmuth, Massachusetts
M—Cathleen Cambria, Connecticut
M—Amanda Cromwell, Virginia
M—Karen Ferguson, Connecticut
M—Julie Foudy, Stanford
M—Tisha Venturini, North Carolina
F—Kim LeMere, Hartford
F—Kristine Lilly, North Carolina
F—Kari Majjala, Wisconsin
F—Tiffeny Milbrett, Portland
F—Andrea Rubio, Virginia

SOCCER AMERICA

G—Heather Taggart, Wisconsin
D—Holly Hellmuth, Massachusetts
D—Robyn Neigel, Colorado Col.
M—Amanda Cromwell, Virginia
M—Julie Foudy, Stanford
M—Charry Korgel, Colorado Col.
M—Louellen Poore, North Carolina
M—Tisha Venturini, North Carolina
F—Kim LeMere, Hartford
F—Kristine Lilly, North Carolina
F—Tiffeny Milbrett, Portland

1992

NSCAA

G—Saskia Webber, Rutgers
D—Holly Hellmuth, Massachusetts
M—Karen Ferguson, Connecticut
M—Julie Foudy, Stanford
M—Tisha Venturini, North Carolina
F—Mia Hamm, North Carolina
F—Kim LeMere, Hartford
F—Kristine Lilly, North Carolina
F—Tiffeny Milbrett, Portland
F—Sarah Rafanelli, Stanford
F—Andrea Rubio, Virginia
F—Rebecca Wakefield, William & Mary

SOCCER AMERICA

G—Saskia Webber, Rutgers
D—Holly Hellmuth, Massachusetts
D—Jennifer Lewis, Duke
M—Karen Ferguson, Connecticut
M—Julie Foudy, Stanford
M—Tisha Venturini, North Carolina
M—Sue Wall, Santa Clara
F—Mia Hamm, North Carolina
F—Kim LeMere, Hartford
F—Kristine Lilly, North Carolina
F—Tiffeny Milbrett, Portland

1993

NSCAA

G—Skye Eddy, George Mason
D—Karen Ferguson, Connecticut
D—Jessica Fischer, Stanford
D—Paula Wilkins, Massachusetts
M—Cindy Daws, Notre Dame
M—Jennifer Lalor, Santa Clara
M—Tisha Venturini, North Carolina
M—Kelly Walbert, Duke
F—Mia Hamm, North Carolina
F—Kara Lee, SMU
F—Shannon MacMillan, Portland
F—Sarah Rafanelli, Stanford

SOCCER AMERICA

G—Skye Eddy, George Mason
D—Paula Wilkins, Massachusetts
M—Cindy Daws, Notre Dame
M—Karen Ferguson, Connecticut
M—Jennifer Lalor, Santa Clara
M—Tisha Venturini, North Carolina
F—Mia Hamm, North Carolina
F—Kara Lee, SMU
F—Shannon MacMillan, Portland
F—Sarah Rafanelli, Stanford
F—Kelly Walbert, Duke

1994

NSCAA

G—Jennifer Renola, Notre Dame
D—Jessica Fischer, Stanford
D—Heidi Kocher, Massachusetts
D—Thori Staples, North Carolina St.
M—Cindy Daws, Notre Dame
M—Jennifer Lalor, Santa Clara
M—Jessica Reifer, Hartford
M—Tisha Venturini, North Carolina
F—Shannon MacMillan, Portland
F—Tiffeny Milbrett, Portland
F—Natalie Neaton, William & Mary
F—Kelly Walbert, Duke

SOCCER AMERICA

G—Jen Mead, George Mason
D—Jessica Fischer, Stanford
M—Cindy Daws, Notre Dame
M—Danielle Egan, North Carolina
M—Angela Kelly, North Carolina
M—Jen Lalor, Santa Clara
M—Tisha Venturini, North Carolina
F—Shannon MacMillan, Portland
F—Tiffeny Milbrett, Portland
F—Natalie Neaton, William & Mary
F—Kelly Walbert, Duke

1995

NSCAA

G—Maja Hansen, New Hampshire
D—Jessica Fischer, Stanford
D—Erin Lynch, Massachusetts
D—Sara Whalen, Connecticut
D—Staci Wilson, North Carolina
M—Holly Manthei, Notre Dame
M—Jessica Reifer, Hartford
M—Emily Stauffer, Harvard
F—Danielle Garrett, SMU
F—Debbie Keller, North Carolina
F—Shannon MacMillan, Portland
F—Cindy Parlow, North Carolina

SOCCER AMERICA

G—Tracy Noonan, North Carolina
D—Jessica Fischer, Stanford
D—Erin Lynch, Massachusetts
D—Kate Sobrero, Notre Dame
D—Thori Staples, North Carolina St.

D—Staci Wilson, North Carolina
M—Holly Manthei, Notre Dame
F—Danielle Garrett, SMU
F—Shannon MacMillan, Portland
F—Kelly Parlow, North Carolina
F—Cindy Walbert, Duke

1996**NSCAA**

G—Jennifer Renola, Notre Dame
D—Erin Taylor, Maryland
D—Sara Whalen, Connecticut
D—Staci Wilson, North Carolina
M—Justi Baumgardt, Portland
M—Cindy Daws, Notre Dame
M—Jennifer Lalor, Santa Clara
M—Emily Stauffer, Harvard
M—Kari Uppinghouse, Nebraska
F—Bryn Blalack, Texas A&M
F—Kerry Connors, Connecticut
F—Cindy Parlow, North Carolina

SOCCER AMERICA

G—Jennifer Renola, Notre Dame
D—Nel Fettig, North Carolina
D—Sara Whalen, Connecticut
M—Justi Baumgardt, Portland
M—Cindy Daws, Notre Dame
M—Jen Lalor, Santa Clara
M—Tiffany Roberts, North Carolina
M—Kari Uppinghouse, Nebraska
F—Danielle Fotopoulos, Florida
F—Debbie Keller, North Carolina
F—Cindy Parlow, North Carolina

1997**NSCAA**

G—LaKeyisia Beene, Notre Dame
D—Jennifer Grubb, Notre Dame
D—Kate Sobrero, Notre Dame
D—Stephanie Yarem, Georgia
M—Erin Baxter, Florida
M—Ann Cook, William & Mary
M—Erica Iverson, Massachusetts
M—Jennifer McElmury, Minnesota
M—Laurie Schwoy, North Carolina
F—Traci Arkenberg, UCLA
F—Cindy Parlow, North Carolina
F—Sara Whalen, Connecticut

SOCCER AMERICA

G—LaKeyisia Beene, Notre Dame
D—Kate Sobrero, Notre Dame
D—Staci Wilson, North Carolina
M—Justi Baumgardt, Portland
M—Ann Cook, William & Mary
M—Anne Makinen, Notre Dame
F—Traci Arkenberg, UCLA
F—Mandy Clemens, Santa Clara
F—Robin Confer, North Carolina
F—Cindy Parlow, North Carolina
F—Sara Whalen, Connecticut

1998**NSCAA**

G—Kristin Luckenbill, Dartmouth
D—Suzanne Eastman, Dartmouth
D—Lorrie Fair, North Carolina
D—Michelle French, Portland
M—Kelly Convey, Penn St.
M—Asta Helgadóttir, Vanderbilt
M—Nikki Serlenga, Santa Clara
F—Mandy Clemens, Santa Clara
F—Danielle Fotopoulos, Florida
F—Mary Frances Monroe, Connecticut
F—Cindy Parlow, North Carolina

SOCCER AMERICA

G—Kristin Luckenbill, Dartmouth
D—Lorrie Fair, North Carolina
D—Michelle French, Portland
M—Erin Baxter, Florida
M—Anne Makinen, Notre Dame
M—Tiffany Roberts, North Carolina
M—Nikki Serlenga, Santa Clara
F—Mandy Clemens, Santa Clara
F—Kim Engesser, Nebraska
F—Danielle Fotopoulos, Florida
F—Cindy Parlow, North Carolina

1999**NSCAA**

G—Emily Oleksiuk, Penn St.
D—Danielle Slaton, Santa Clara
D—Heather Mitts, Florida
D—Sharolta Nonen, Nebraska
M—Kaye Brownlee, Furman
M—Nikki Serlenga, Santa Clara
M—Lorrie Fair, North Carolina
F—Christie Welsh, Penn St.
F—Abby Wambach, Florida
F—Mandy Clemens, Santa Clara
F—Maren Hendershot, BYU

SOCCER AMERICA

G—LaKeyisia Beene, Notre Dame
D—Lorrie Fair, North Carolina
D—Heather Mitts, Florida
D—Sharolta Nonen, Nebraska
D—Danielle Slaton, Santa Clara
M—Ronnie Fair, Stanford
M—Anne Makinen, Notre Dame
M—Nikki Serlenga, Santa Clara
F—Mandy Clemens, Santa Clara
F—Kelly Smith, Seton Hall
F—Christie Welsh, Penn St.

2000**NSCAA**

G—Emily Oleksiuk, Penn St.
D—Jenny Benson, Nebraska
D—Rhegan Hyyppio, Marquette
D—Jaclyn Ravenia, Richmond
D—Danielle Slaton, Santa Clara
M—Meghan Anderson, Nebraska
M—Aleisha Cramer, BYU
M—Katherine Linder, Hartford
M—Anne Makinen, Notre Dame
F—Andrea Cunningham, Miami (Ohio)
F—Laura Schott, California
F—Christie Welsh, Penn St.

SOCCER AMERICA

G—Hope Solo, Washington
D—Heather Aldama, Santa Clara
D—Jenny Benson, Nebraska
D—Danielle Borgman, North Carolina
D—Lauren Orlando, Portland
M—Anne Makinen, Notre Dame
M—Mary-Frances Monroe, Connecticut
F—Meredith Florance, North Carolina
F—Stephanie Rigamat, UCLA
F—Laura Schott, California
F—Christie Welsh, Penn St.

2001**NSCAA**

G—Emily Oleksiuk, Penn St.
D—Danielle Borgman, North Carolina
D—Danielle Slaton, Santa Clara
D—Casey Zimny, Connecticut
M—Joanna Lohman, Penn St.
M—Mary-Frances Monroe, UCLA
M—Aly Wagner, Santa Clara
F—Katie Barnes, West Virginia
F—Christie Welsh, Portland
F—Abby Wambach, Florida
F—Christie Welsh, Penn St.

SOCCER AMERICA

G—Ruth Montgomery, St. Mary's (Cal.)
D—Danielle Slaton, Santa Clara
D—Amy Sauer, Stanford
D—Catherine Reddick, North Carolina
M—Aleisha Cramer, BYU
M—Aly Wagner, Santa Clara
M—Jena Kluegel, North Carolina
M—Lori Lindsey, Virginia
F—Abby Wambach, Florida
F—Christie Welsh, Portland
F—Christie Welsh, Penn St.

2002**NSCAA**

G—Nicole Barnhardt, Stanford
D—Lauren Orlando, Portland
D—Catherine Reddick, North Carolina
D—Nandi Pryce, UCLA
M—Callie Withers, Stanford
M—Joanna Lohman, Penn St.
M—Sarah Popper, Connecticut
M—Aly Wagner, Santa Clara

F—Chrissie Abbott, West Virginia
F—Marcia Wallis, Stanford
F—Courtney Crandell, Charlotte
F—Christine Sinclair, Portland

SOCCER AMERICA

G—Nicole Barnhardt, Stanford
D—Catherine Reddick, North Carolina
D—Lauren Orlando, Portland
D—Alisan Pabon, Stanford
D—Nandi Pryce, UCLA
M—Aly Wagner, Santa Clara
M—Callie Withers, Stanford
M—Joanna Lohman, Penn St.
M—Devvyn Hawkins, Santa Clara
F—Chrissie Abbott, West Virginia
F—Christine Sinclair, Portland

2003**NSCAA**

G—Leisha Alcía, Illinois
D—Keeley Dowling, Tennessee
D—Nandi Pryce, UCLA
D—Catherine Reddick, North Carolina
D—Becky Sauerbrunn, Virginia
M—Joanna Lohman, Penn St.
M—Sarah Rahko, Boston College
M—Lisa Stoia, West Virginia
F—Iris Mora, UCLA
F—Lindsay Tarpley, North Carolina
F—Amy Warner, Notre Dame
F—Tiffany Weimer, Penn St.

SOCCER AMERICA

G—Kati Jo Spisak, Texas A&M
D—Catherine Reddick, North Carolina
D—Nandi Pryce, UCLA
M—Lori Chalupny, North Carolina
M—Lindsey Huie, Portland
M—Joanna Lohman, Penn St.
M—Leslie Osborne, Santa Clara
M—Aleisha Rose, BYU
F—Kristen Graczyk, Connecticut
F—Heather O'Reilly, North Carolina
F—Lindsay Tarpley, North Carolina

2004**NSCAA**

G—Nicole Barnhart, Stanford
D—Keeley Dowling, Tennessee
D—Holly Gault, Kansas
D—Natalie Jacobs, Penn St.
M—Lori Chalupny, North Carolina
M—Lindsey Huie, Portland
M—Diana Matheson, Princeton
M—Leslie Osborne, Santa Clara
F—Esmeralda Negron, Princeton
F—Heather O'Reilly, North Carolina
F—Christie Sinclair, Portland
F—Tiffany Weimer, Penn St.

SOCCER AMERICA

G—Erin McLeod, Penn St.
D—Kendal Billingsley, UCLA
D—Keeley Dowling, Tennessee
M—Lori Chalupny, North Carolina
M—Lara Dickenmann, Ohio St.
M—Sarah Huffman, Virginia
M—Leslie Osborne, Santa Clara
F—Esmeralda Negron, Princeton
F—Christie Sinclair, Portland
F—Katie Thorlakson, Notre Dame
F—Tiffany Weimer, Penn St.

2005**NSCAA**

G—Erin McLeod, Penn St.
D—Melanie Booth, Florida
D—Stephanie Lopez, Portland
D—Jill Oakes, UCLA
M—Lori Chalupny, North Carolina
M—Ali Christoph, Tennessee
M—Lindsey Huie, Portland
M—Ali Krieger, Penn St.
M—Megan Rapinoe, Portland
F—Christie Sinclair, Portland
F—Katie Thorlakson, Notre Dame
F—Tiffany Weimer, Penn St.

SOCCER AMERICA

G—Erin McLeod, Penn St.
D—Stephanie Lopez, Portland

D—Jill Oakes, UCLA
M—Danesha Adams, UCLA
M—Lori Chalupny, North Carolina
M—Sarah Huffman, Virginia
M—Lindsey Huie, Portland
F—Sel Kuralay, Florida St.
F—Christie Sinclair, Portland
F—Katie Thorlakson, Notre Dame
F—Tiffany Weimer, Penn St.

2006**NSCAA**

G—Jillian Loyden, Villanova
D—Ali Krieger, Penn St.
D—Kasey Moore, Texas
D—Kelly Rowland, Florida St.
M—Yael Averbuch, Santa Carolina
M—Christina DiMartino, UCLA
M—Yolanda Odenyo, Oklahoma St.
F—Lauren Cheney, UCLA
F—Kerri Hanks, Notre Dame
F—Heather O'Reilly, North Carolina
F—India Trotter, Florida St.

SOCCER AMERICA

G—Jillian Loyden, Villanova
D—Marian Dalmy, Santa Clara
D—Ali Krieger, Penn St.
D—Stephanie Lopez, Portland
D—Kasey Moore, Texas
M—Yael Averbuch, North Carolina
M—Christina DiMartino, UCLA
F—Kerri Hanks, Notre Dame
F—Heather O'Reilly, North Carolina
F—Ashlee Pistorious, Texas A&M
F—India Trotter, Florida St.

Division I First- Team All-Americans by School

BARRY (2)

88—Annie Perez
89—Kyllene Carter

BOSTON COLLEGE (4)

82—Tracy Brooks
86—Maria Montuori
89—Gina Vasallo
2003—Sarah Rahko

BYU (4)

99—Maren Hendershot
2000—Aleisha Cramer
01—Aleisha Cramer
03—Aleisha Rose

BROWN (3)

80—Frances Fusco
85—Colleen O'Day
90—Suzanne Bailly

CALIFORNIA (5)

84—Leslie Gallimore
87—Joy Biefeld
88—Joy Biefeld
89—Joy Biefeld
2000—Laura Schott

CAL ST. EAST BAY (2)

86—Denise Regas
88—Denise Regas

UC SANTA BARB. (3)

84—Monica Hall
88—Karen Nance
90—Linda Dorn

UCF (5)

81—Pam Boughman
82—Michelle Sedita
84—Michelle Akers
88—Michelle Akers
89—Karen Richter

CHARLOTTE (1)

2002—Courtney Crandell

CINCINNATI (1)

80—Deb McKinney

COLORADO COL. (12)

84—Liza Grant

85—Sharon Hoag
Janine Szpara
86—Janine Szpara
87—Janine Szpara
Kerri Tashiro
88—Shelley Separovich
Janine Szpara
89—Mary Claire Robinson
Kerri Tashiro
91—Charry Korgel
Robyn Neigel

CONNECTICUT (22)
81—Mary Lou Breen
Felise Duffy
83—Moira Buckley
84—Donna MacDougall
Catherine Shankweiler
87—Kim Prutting
88—Kim Prutting
89—Kim Prutting
90—Beth Grecco
91—Cathleen Cambria
Karen Ferguson
92—Karen Ferguson
93—Karen Ferguson
95—Sara Whalen
96—Kerry Connors
Sara Whalen
97—Sara Whalen
98—Mary-Frances Monroe
2000—Mary-Frances Monroe
01—Casey Zimny
02—Sarah Popper
03—Kristen Graczyk

CORNELL (2)
85—Laurie Collier
88—Jennifer Smith

CORTLAND ST. (10)
80—Heather Brendel
Terry Febrey
81—Terry Febrey
82—Lori Palmer
Joan Schockow
83—Karen Gollwitzer
Joan Schockow
84—Lori Bessmer
85—Lori Bessmer
Cathy Klein

DARTMOUTH (2)
98—Suzanne Eastman
Kristin Luckenbill

DUKE (4)
92—Jennifer Lewis
93—Kelly Walbert
94—Kelly Walbert
95—Kelly Walbert

FLORIDA (8)
96—Danielle Fotopoulos
97—Erin Baxter
98—Erin Baxter
Danielle Fotopoulos
99—Heather Mitts
Abby Wambach
2001—Abby Wambach
05—Melanie Booth

FLORIDA ST. (3)
2005—Sel Kuralay
06—Kelly Rowland
India Trotter

FURMAN (1)
99—Kaye Brownlee

GEORGE MASON (9)
83—Pam Baughman
Lisa Gmitter
85—Pam Baughman
Lisa Gmitter
86—Lisa Gmitter
89—Laura Anton
Diane Hedin
93—Skye Eddy
94—Jen Mead

GEORGIA (1)
97—Stephanie Yarem

HARTFORD (5)
91—Kim LeMere
92—Kim LeMere
94—Jessica Reifer

95—Jessica Reifer
2000—Katherine Linder

HARVARD (2)
95—Emily Stauffer
96—Emily Stauffer

ILLINOIS (1)
2003—Leisha Alcía

KANSAS (1)
2004—Holly Gault

LEWIS & CLARK (1)
80—Lori Katz

MARQUETTE (1)
2000—Rhegan Hyypio

MARYLAND (1)
96—Erin Taylor

MASSACHUSETTS (20)
80—Madeline Mangini
81—Nina Holmstrom
82—Jackie Gaw
83—Stacey Flionis
Lori Stukes
84—Lori Stukes
85—Debbie Belkin
Kristen Bowsher
86—Debbie Belkin
87—Debbie Belkin
Kristen Bowsher
88—April Kater
89—April Kater
90—April Kater
91—Holly Hellmuth
92—Holly Hellmuth
93—Paula Wilkins
94—Heidi Kocher
95—Erin Lynch
97—Erica Iverson

MIAMI (OHIO) (1)
2000—Andrea Cunningham

MINNESOTA (1)
97—Jennifer McElmury

MO.-ST. LOUIS (4)
81—Joan Gettemeyer
82—Joan Gettemeyer
Patty Kelley
83—Joan Gettemeyer

NEBRASKA (5)
96—Kari Uppinghouse
98—Kim Engesser
99—Sharolta Nonen
2000—Jenny Benson
Meghan Anderson

NEW HAMPSHIRE (1)
95—Maja Hansen

NORTH CAROLINA (64)
80—Nancy Clary
81—Wendy Greenberg
Dori Kovanen
Stephanie Zeh
82—Amy Machin
Stephanie Zeh
83—Suzy Cobb
84—Suzy Cobb
April Heinrichs
85—April Heinrichs
86—April Heinrichs
Marcia McDermott
87—Lori Henry
Carla Werden
88—Lori Henry
Shannon Higgins
Carla Werden
89—Kristine Lilly
90—Mia Hamm
Shannon Higgins
Kristine Lilly
91—Kristine Lilly
Louellen Poore
Tisha Venturini
92—Mia Hamm
Kristine Lilly
Tisha Venturini
93—Mia Hamm
93—Tisha Venturini
94—Danielle Egan
Angela Kelly
Tisha Venturini

95—Debbie Keller
Tracy Noonan
Cindy Parlow
Staci Wilson

96—Nel Fettig
Debbie Keller
Cindy Parlow
Tiffany Roberts
Staci Wilson

97—Robin Confer
Cindy Parlow
Laurie Schwoy
Staci Wilson

98—Lorrie Fair
Cindy Parlow
Tiffany Roberts

99—Lorrie Fair
2000—Danielle Borgman
Meredith Florance

01—Danielle Borgman
Jena Kluegel
Catherine Reddick
02—Catherine Reddick
03—Lori Chalupny
Heather O'Reilly
Catherine Reddick
Lindsay Tarpley
04—Lori Chalupny
Heather O'Reilly
05—Lori Chalupny
06—Yael Averbuch
Heather O'Reilly

NORTH CAROLINA ST. (6)
88—Linda Hamilton
89—Charmaine Hooper
90—Charmaine Hooper
Jill Rutten
94—Thori Staples
95—Thori Staples

NORTHERN COLO. (1)
80—DiAnn Kimbrel

NOTRE DAME (19)
93—Cindy Daws
94—Cindy Daws
Jennifer Renola
95—Holly Manthei
Kate Sobrero
96—Cindy Daws
Jennifer Renola
97—LaKeysia Beene
Jennifer Grubb
Anne Makinen
Kate Sobrero
98—Anne Makinen
99—LaKeysia Beene
Anne Makinen
2000—Anne Makinen
03—Amy Warner
04—Katie Thorlakson
05—Katie Thorlakson
06—Kerri Hanks

OHIO ST. (1)
2004—Lara Dickenmann

OKLAHOMA ST. (1)
2006—Yolanda Odenyo

OREGON (1)
81—Meg Metz

PACIFIC LUTHERAN (1)
88—Sonya Brandt

PENN ST. (18)
98—Kelly Convey
99—Emily Oleksiuk
Christie Welsh
2000—Emily Oleksiuk
Christie Welsh
01—Emily Oleksiuk
Christie Welsh
Joanna Lohman
02—Joanna Lohman
03—Joanna Lohman
Tiffany Weimer
04—Natalie Jacobs
Tiffany Weimer
Erin McLeod
05—Ali Krieger
Erin McLeod
Tiffany Weimer
06—Ali Krieger

PORTLAND (21)
91—Tiffeny Milbrett
92—Tiffeny Milbrett
93—Shannon MacMillan
94—Shannon MacMillan
Tiffeny Milbrett
95—Shannon MacMillan
96—Justi Baumgardt
97—Justi Baumgardt
98—Michelle French
2000—Lauren Orlandos
01—Christine Sinclair
02—Christine Sinclair
Lauren Orlandos
03—Lindsey Huie
04—Lindsey Huie
Christine Sinclair
05—Lindsey Huie
Stephanie Lopez
Megan Rapinoe
Christine Sinclair
06—Stephanie Lopez

PRINCETON (3)
80—Nena Odum
2004—Diana Matheson
Esmeralda Negron

RADFORD (1)
82—Helen Negrey

RICHMOND (1)
2000—Jaclyn Ravenia

ROCHESTER (1)
82—Megan MacKenzie

RUTGERS (2)
90—Saskia Webber
92—Saskia Webber

ST. MARY'S (CAL.) (1)
2001—Ruth Montgomery

SANTA CLARA (23)
86—Jenni Symons
87—Jenni Symons
89—Tami Batista
90—Brandi Chastain
92—Sue Wall
93—Jennifer Lalor
94—Jennifer Lalor
96—Jennifer Lalor
97—Mandy Clemens
98—Mandy Clemens
Nikki Serlenga
99—Mandy Clemens
Nikki Serlenga
Danielle Slaton
2000—Danielle Slaton
Heather Aldama
01—Danielle Slaton
Aly Wagner
02—Aly Wagner
Devvyn Hawkins
03—Leslie Osborne
04—Leslie Osborne
06—Marian Dalmy

SETON HALL (1)
99—Kelly Smith

SMU (3)
90—Lisa Cole
93—Kara Lee
95—Danielle Garrett

STANFORD (15)
90—Julie Foudy
91—Julie Foudy
92—Julie Foudy
Sarah Rafanelli
93—Jessica Fischer
Sarah Rafanelli
94—Jessica Fischer
95—Jessica Fischer
99—Ronnie Fair
2001—Amy Sauer
02—Nicole Barnhart
Callie Withers
Marcia Wallis
Alisan Pabon
04—Nicole Barnhart

TENNESSEE (3)
2003—Keeley Dowling
04—Keeley Dowling
05—Ali Christoph

TEXAS (1)

2006—Kasey Moore

TEXAS A&M (6)80—Adele Fairman
81—Carol Smith
83—Bettina Bernardi
96—Bryn Blalack
2003—Kati Jo Spisak
06—Ashlee Pistorious**UCLA (12)**80—Jolly Colchetti
97—Traci Arkenberg
2000—Stephanie Rigamat
01—Mary-Frances Monroe
02—Nandi Pryce
03—Iris Mora
Nandi Pryce
04—Kendal Billingsley
05—Danasha Adams
Jill Oakes
06—Lauren Cheney
Christina DiMartino**VANDERBILT (1)**

98—Asta Helgadottir

VERMONT (2)83—Heidi Comeau
84—Harriet Tatro**VILLANOVA (1)**

2006—Jillian Loyden

VIRGINIA (8)90—Amanda Cromwell
91—Amanda Cromwell
Andrea Rubio
92—Andrea Rubio
2001—Lori Lindsey
03—Becky Sauerbrunn
04—Sarah Huffman
05—Sarah Huffman**WASHINGTON (1)**

2000—Hope Solo

WEST VIRGINIA (3)2001—Katie Barnes
02—Chrissie Abbott
03—Lisa Stoja**WILLIAM & MARY (10)**85—Megan McCarthy
86—Megan McCarthy
87—Julie Cunningham
Megan McCarthy
89—Robin Lotze
90—Sandra Gaskill
Robin Lotze
92—Rebecca Wakefield
94—Natalie Neaton
97—Ann Cook**WILLIAM SMITH (1)**

88—Lisa Bray

WISCONSIN (5)86—Julie Angevine
88—Sue Gjerset
90—Heather Taggart
91—Karen Maijala
Heather Taggart**Division II First-
Team All-America**

(1988-2006)

1988G—Sue Plante, Merrimack
D—Dina Dolan, Southampton
D—Torie Fitzpatrick, Southern N.H.
D—Kim Johnson, Cal St. East Bay
D—Carla Miller, Army
D—Denise Regas, Cal St. East Bay
F—Mary Ehlman, Quincy
F—Stephanie Gabbert, Mo.-St. Louis
F—Margaret Morin, St. Anselm
F—Annie Perez, Barry
F—Cindy Romero, Sonoma St.**1989**

G—Carilynn Hormilla, Barry

G—Sue Plante, Merrimack
D—Kylene Carter, Barry
D—Tracy Foels, UNC Greensboro
D—Kate Ricci, Buffalo
D—Kelly Roche, Adelphi
M—Karen Christian, Adelphi
M—Torie Fitzpatrick, Southern N.H.
M—Denise Lyons, Keene St.
M—Judy Vonheeder, Sonoma St.
M—Kristi White, Cal St. Dom. Hills
F—Jennifer Faccione, Barry**1990**G—Kim Abbott, Sonoma St.
D—Kyllene Carter, Barry
D—Alyson Foley, Keene St.
D—Leandra May, Cal St. Chico
D—Beth Ann O'Leary, Merrimack
D—Kate Ricci, Buffalo
F—Stacy Ball, Sonoma St.
F—Karen Beckner, Sonoma St.
F—Dina Gentile, Adelphi
F—Heather Jaeger, Barry
F—Shannon Payne, Cal Poly Pomona
F—Angel Schofield, Springfield**1991**G—Melissa Galletta, Adelphi
D—Michelle Hackett, Quincy
D—Kirsten Oberg, Franklin Pierce
M—Julie Cochran, Sonoma St.
M—Jennifer Faccione, Barry
M—Jennifer Grasso, Cal St. Dom. Hills
M—Noreen Herlihy, Mercyhurst
F—Karen Beckner, Sonoma St.
F—Tami Bradley, Sonoma St.
F—Alayne Rott, Barry
F—Veronica Sansom, Mercyhurst
F—Angel Schofield, Springfield
F—Jennifer Shannon, Barry
F—Laini Short, Southern N.H.**1992**G—Melissa Galletta, Adelphi
D—Christine Bravy, Southampton
D—Laura Jones, Bloomsburg
M—Jennifer Grasso, Cal St. Dom. Hills
M—Erin Jaeger, Barry
M—Carmen Llorico, Mo.-St. Louis
F—Ewa Bergsten, Franklin Pierce
F—Denise Buttici, Cal St. Chico
F—Nancy Daly, Merrimack
F—Allison Gibson, Sonoma St.
F—Amy Rubin, Cal St. Dom. Hills
F—Angel Schofield, Springfield
F—Jennifer Shannon, Barry**1993**G—Carolyn Wellman, Sonoma St.
D—Allison Ankerson, Catawba
D—Amy Burrill, Barry
D—Mia U-Rycki, Mercyhurst
M—Wendy Cotton, Cal St. Chico
M—Heather Jaeger, Barry
M—Vicky Sidorenko, Adelphi
F—Ewa Bergsten, Franklin Pierce
F—Allison Gibson, Sonoma St.
F—Erin Stewart, Mercyhurst
F—Amy Williamson, Elon**1994**G—Michelle Hughes, St. Anselm
D—Amy Burrill, Barry
D—Petra Lostelius, Franklin Pierce
D—Holly Panichelli, Bloomsburg
M—Carrie Bechtold, Quincy
M—Heather Boisver, Keene St.
M—Tiffany Hadfield, Sonoma St.
M—Erin Jaeger, Barry
F—Rebecca Creedon, Bloomsburg
F—Rosie Durbin, Metro St.
F—Nathalie Geeris, Franklin Pierce
F—Heather Swabowicz, Southern N.H.**1995**G—Amy Linn, Bloomsburg
D—Nathalie Geeris, Franklin Pierce
D—Deshaunne Running, Denver
D—Ginger Staulcup, Elon
M—Ewa Bergsten, Franklin Pierce
M—Tracy Cross, MercyhurstM—Tiffany Hadfield, Sonoma St.
F—Rebecca Hardiman, Presbyterian
F—Tracy Healy, Air Force
F—Pamila Larsson, Franklin Pierce
F—Claire Scanlan, Mercyhurst**1996**G—Denise Hutchinson, St. Joseph's (Ind.)
D—Rebekah Breech, St. Joseph's (Ind.)
D—Kerry Johnson, Barry
D—Deshaunne Running, Denver
M—Julie Bugg, Bloomsburg
M—Elizabeth Ernst, Mo.-St. Louis
M—Laura Martin, Adelphi
F—Janece Friederich, SIU Edwardsville
F—Marie Kolbert, Lynn
F—Tatum Mahoney, Regis (Colo.)
F—Pauliina Miettinen, Franklin Pierce
F—Anne Parnila, Franklin Pierce**1997**G—Brandy Jones, Barry
D—Amy Apodaca, Sonoma St.
D—Jennifer Newkirk, West Va. Wesleyan
D—Courtney Swanson, Presbyterian
M—Paullinia Auveri, Franklin Pierce
M—Julie Bugg, Bloomsburg
M—Marie Kolbert, Lynn
M—Laura Martin, Adelphi
F—Pauliina Miettinen, Franklin Pierce
F—Jannie Nicolaisen, Lynn
F—Tiffany Thompson, Mesa St.**1998**G—Tracy Wirth, Bloomsburg
D—Amy Henkaus, Southern Ind.
D—Brenda van Stralen, Franklin Pierce
D—Venetta Wilson, Belmont Abbey
M—Amy Apodaca, Sonoma St.
M—Pauliina Auveri, Franklin Pierce
M—Julie Bugg, Bloomsburg
F—April Lasater, Midwestern St.
F—Pauliina Miettinen, Franklin Pierce
F—Jannie Nicolaisen, Lynn
F—Mary Reid, St. Joseph's (Ind.)**1999**G—Kara Stout, Sonoma St.
D—Venetta Wilson, Belmont Abbey
D—Lisa Jensen, Merrimack
D—Stephanie Petterson, Wheeling Jesuit
M—Georgina Adams, Lock Haven
M—Amy Apodaca, Sonoma St.
M—Brenda Van Stralen, Franklin Pierce
D—Betsy Moore, Northern Ky.
F—Jenny Nilsson, Barry
F—Ruth Van't Land, Cal Poly Pomona
F—Minna Mustonen, Franklin Pierce**2000**G—Meghan Frey, Mercyhurst
D—Cheryl Bates, Mesa St.
D—Julia Cuder, UC San Diego
D—Merry Osikowicz, Barry
M—Geraldine O'Shea, Mercyhurst
M—Naomi Clarke, Lock Haven
M—Tricia Ruark, Northern Ky.
F—Betsy Moore, Northern Ky.
F—Christine Krebs, Bloomsburg
F—Cindy Dostalek, UC San Diego
F—Teresa Uliano, Southern Conn. St.**2001**G—Alison Skoglund, Merrimack
D—Nicole Meyer, Regis (Colo.)
D—Julia Cuder, UC San Diego
D—Annmarie Yutkins, Merrimack
M—Patty Cronin, Merrimack
M—Megan Mendoza, UC San Diego
M—Tricia Ruark, Northern Ky.
F—Betsy Moore, Northern Ky.
F—Missy Gregg, Christian Bros.
F—Margaret Saurin, Christian Bros.
F—Kate Murphy, Regis (Colo.)**2002**G—Lindsay Blöse, Mesa St.
D—Nicole Meyer, Regis (Colo.)
D—Nicole Cheadle, Franklin Pierce
D—Katherine Slattery, BarryM—Jenelle Brandt, Metro St.
M—Anumari Ylesmaki, Franklin Pierce
M—Stephanie Kirby, Neb.-Omaha
F—Kristen Geyer, Regis (Colo.)
F—Stephanie Kruse, Neb.-Omaha
F—Meghan Welcome, Franklin Pierce
F—Missy Gregg, Christian Bros.**2003**G—Ryan Levine, West Chester
D—Becky Richards, Ashland
D—Shannon Gleason, West Chester
D—Lindsay Sheffield, Merrimack
M—Meghan Welcome, Franklin Pierce
M—Stephanie Kirby, Neb.-Omaha
M—Meghan McGrath, Slippery Rock
F—Sarah Arsenaault, Slippery Rock
F—Sarah Murray, Truman
F—Laura Hislop, Franklin Pierce
F—Amy Lechlitter, Metro St.**2004**G—Joanna Humphreys, Regis (Colo.)
D—Ali Reyell, Assumption
D—Stefanie Strauss, Wis.-Parkside
D—Vanessa Toll, Southwest Baptist
M—Ymara Guante, Metro St.
M—Shannon Lovejoy, Seattle Pacific
M—Meghan Welcome, Franklin Pierce
M—Tiffany Adams, Tex. A&M-Commerce
F—Sarit Shenar, West Tex. A&M
F—Laura Hislop, Franklin Pierce
F—Sarah Murray, Truman**2005**G—Lauren Matysiak, Assumption
D—Cici Marrero, West Fla.
D—Stephanie Prouty, Metro St.
D—Casey McKinney, West Chester
M—Sonya Hughes, Franklin Pierce
M—Shannon Lovejoy, Seattle Pacific
M—Claire Ramsdale, Carson-Newman
F—Julie Karcher, West Chester
F—Laura Hislop, Franklin Pierce
F—Kylee Hanavan, Metro St.
F—Olaitan Yusuf, Clayton St.**2006**G—Rachel Zollner, Metro St.
D—Christine Beatty, Winona St.
D—Kylee Litchfield, St. Rose
D—Casey McKinney, West Chester
D—Alex Scavo, Franklin Pierce
M—Gabriella DeMoaner, Franklin Pierce
M—Ashley Porter, Seattle
M—Kira Sharp, Metro St.
F—Kristin Burton, Armstrong Atlantic
F—Kylee Hanavan, Metro St.
F—Julie Karcher, West Chester
F—Katy Tafler, Grand Valley St.**Division II First-
Team All-Americans
by School****ADELPHI (8)**89—Karen Christian
Kelly Roche
90—Dina Gentile
91—Melissa Galletta
92—Melissa Galletta
93—Vicky Sidorenko
96—Laura Martin
97—Laura Martin**AIR FORCE (1)**

95—Tracy Healy

ARMSTRONG ATLANTIC (1)

2006—Kristin Burton

ARMY (1)

88—Carla Miller

ASHLAND (1)

2003—Becky Richards

ASSUMPTION (2)2004—Ali Reyell
05—Lauren Matysiak

BARRY (20)

88—Annie Perez
89—Kyllene Carter
Jennifer Faccone
Carilynn Hormilla
90—Kyllene Carter
Heather Jaeger
91—Jennifer Faccone
Alayne Rott
Jennifer Shannon
92—Erin Jaeger
Jennifer Shannon
93—Amy Burrill
Heather Jaeger
94—Amy Burrill
Erin Jaeger
96—Kerry Johnson
97—Brandy Jones
99—Jenny Nilsson
2000—Merry Osikowicz
02—Katherine Slattery

BELMONT ABBEY (2)

98—Venetta Wilson
99—Venetta Wilson

BLOOMSBURG (9)

92—Laura Jones
94—Rebecca Creedon
Holly Panichelli
95—Amy Linn
96—Julie Bugg
97—Julie Bugg
98—Julie Bugg
Tracy Wirth
2000—Christine Krebs

BUFFALO (2)

89—Kate Ricci
90—Kate Ricci

UC SAN DIEGO (4)

2000—Julia Cuder
Cindy Dostalek
01—Julia Cuder
Megan Mendoza

CAL POLY POMONA (2)

90—Shannon Payne
99—Ruth Van't Land

CAL ST. CHICO (3)

90—Leandra May
92—Denise Buttucci
93—Wendy Cotton

CAL ST. DOM. HILLS (4)

89—Kristi White
91—Jennifer Grasso
92—Jennifer Grasso
Amy Rubin

CAL ST. EAST BAY (2)

88—Kim Johnson
Denise Regas

CARSON-NEWMAN (1)

2005—Claire Ramsdale

CATAWBA (1)

93—Allison Ankersen

CHRISTIAN BROS. (3)

2001—Missy Gregg
Margaret Saurin
02—Missy Gregg

CLAYTON ST. (1)

2005—Olaitan Yusuf

DENVER (2)

95—Deshaunne Running
96—Deshaunne Running

ELON (2)

93—Amy Williamson
95—Ginger Staulcup

FRANKLIN PIERCE (28)

91—Kirsten Oberg
92—Ewa Bergsten
93—Ewa Bergsten
94—Nathalie Geeris
Petra Lostelius
95—Ewa Bergsten
Nathalie Geeris
Pamila Larsson
96—Paullina Miettinen
Anne Parnila

97—Paullina Auveri

Paullina Miettinen

98—Paullina Auveri

Paullina Miettinen

Brenda van Stralen

99—Minna Mustonen

Brenda van Stralen

2002—Nicole Cheadle

Anumari Ylesmaki

Meghan Welcome

03—Laura Hislop

Meghan Welcome

04—Laura Hislop

Meghan Welcome

05—Laura Hislop

Sonya Hughes

06—Gabriella DeMoaner

Alex Scavo

GRAND VALLEY ST. (1)

2006—Katy Tafler

KEENE ST. (3)

89—Denise Lyons

90—Alyson Foley

94—Heather Boisverre

LOCK HAVEN (2)

99—Georgina Adams

2000—Naomi Clarke

LYNN (4)

96—Marie Kolbert

97—Marie Kolbert

Jannie Nicolaisen

98—Jannie Nicolaisen

MERCYHURST (8)

91—Noreen Herlihy

Veronica Sansom

93—Erin Stewart

Mia U-Rycki

95—Tracy Cross

Claire Scanlon

2000—Meghan Fry

Geraldine O'Shea

MERRIMACK (9)

88—Sue Plante

89—Sue Plante

90—Beth Ann O'Leary

92—Nancy Daly

99—Lisa Jensen

2001—Alison Skoglund

Annmarie Yutkins

Patty Cronin

03—Lindsay Sheffield

MESA ST. (3)

97—Tiffany Thompson

2000—Cheryl Bates

02—Lindsay Blose

METRO ST. (9)

94—Rosie Durbin

2002—Jenelle Brandt

03—Amy Leichliter

04—Ymara Guante

05—Kylee Hanavan

Stephanie Prouty

06—Kylee Hanavan

Kira Sharp

Rachel Zollner

MIDWESTERN ST. (1)

98—April Lasater

MO.-ST. LOUIS (3)

88—Stephanie Gabbert

92—Carmer Llorica

96—Elizabeth Ernst

NEB.-OMAHA (3)

2002—Stephanie Kruse

Stephanie Kirby

03—Stephanie Kirby

UNC GREENSBORO (1)

89—Tracy Foels

NORTHERN KY. (5)

99—Betsy Moore

2000—Betsy Moore

Tricia Ruark

01—Betsy Moore

Tricia Ruark

PRESBYTERIAN (2)

95—Rebecca Hardiman

97—Courtney Swanson

QUINCY (3)

88—Mary Ehlman

91—Michelle Hackett

94—Carrie Bechtold

REGIS (COLO.) (6)

96—Tatum Mahoney

2001—Nicole Meyer

Kate Murphy

02—Nicole Meyer

Kristen Geyer

04—Joanna Humphreys

ST. ANSELM (2)

88—Margaret Morin

94—Michelle Hughes

ST. JOSEPH'S (IND.) (3)

96—Rebekah Breech

Denise Hutchinson

98—Mary Reid

ST. ROSE (1)

2006—Kylee Litchfield

SEATTLE (1)

2006—Ashley Porter

SEATTLE PACIFIC (2)

2004—Shannon Lovejoy

05—Shannon Lovejoy

SLIPPERY ROCK (2)

2003—Sarah Arsenault

Meghan McGrath

SONOMA ST. (17)

88—Cindy Romero

89—Judy Vonheeder

90—Kim Abbott

Stacy Ball

Karen Beckner

91—Karen Beckner

Tami Bradley

Julie Cochran

92—Allison Gibson

93—Allison Gibson

Carolyn Wellman

94—Tiffany Hadfield

95—Tiffany Hadfield

97—Amy Apodaca

98—Amy Apodaca

99—Amy Apodaca

Kara Stout

SOUTHAMPTON (2)

88—Dina Dolan

92—Christine Bravy

SOUTHERN CONN. ST. (1)

2000—Teresa Uliano

SIU EDWARDSVILLE (1)

96—Janece Friederich

SOUTHERN IND. (1)

98—Amy Henkaus

SOUTHERN N.H. (4)

88—Torrie Fitzpatrick

89—Torrie Fitzpatrick

91—Laini Short

94—Heather Swabowicz

SOUTHWEST BAPTIST (1)

2004—Vanessa Toll

SPRINGFIELD (3)

90—Angel Schofield

91—Angel Schofield

92—Angel Schofield

TEX. A&M-COMMERCE (1)

2004—Tiffany Adams

TRUMAN (2)

2003—Sarah Murray

04—Sarah Murray

WEST CHESTER (6)

2003—Ryan Levine

Shannon Gleason

05—Julie Karcher

Casey McKinney

06—Julie Karcher

Casey McKinney

WEST FLA. (1)

2005—CiCi Marrero

WEST TEX. A&M (1)

2004—Sarit Shenar

WEST VA. WESLEYAN (1)

97—Jennifer Newkirk

WHEELING JESUIT (1)

99—Stephanie Petterson

WINONA ST. (1)

2006—Christine Beatty

WIS.-PARKSIDE (1)

2004—Stefanie Strauss

Division III First-Team All-America

(1986-2006)**1986**

G—Tracy Kelly, Curry
D—Maria Budihas, Rochester
D—Terry Ciento, Ithaca
D—Lindsey Howland, Plymouth St.
D—Cathy Klein, Cortland St.
D—T'she Looney, Cortland St.
F—Cecilia Bombardier, Curry
F—Adriene Clark, UC San Diego
F—Georganne Morin, Allegheny
F—Jane Sandvik, St. Thomas (Minn.)
F—Nellie Springer, Allegheny

1987

G—Leslie Moore, Cortland St.
D—Cecilia Bombardier, Curry
D—Lisa Bray, William Smith
D—Elizabeth Byrne, Frank. & Marsh.
D—Jill McCabe, Rochester
D—Sue Stephan, St. Mary's (Minn.)
F—Kerry Ambrose, St. Mary's (Minn.)
F—Nancy Delaney, Bowdoin
F—Georganne Morin, Allegheny
F—Lisa Rich, Rochester
F—Jane Sandvik, St. Thomas (Minn.)

1988

G—Vida Donohue, William Smith
D—Lisa Bray, William Smith
D—Jill Decker, Rochester
D—Nancy MacCallum, Plymouth St.
D—Beth Owens, Hartwick
D—Sue Stephan, St. Mary's (Minn.)
F—Kristin Dougherty, Plymouth St.
F—Katy Dulock, UC San Diego
F—Kim Paterson, Kalamazoo
F—Jane Sandvik, St. Thomas (Minn.)
F—Nellie Springer, Allegheny

1989

G—Diane DeFalco, Mary Washington
G—Mary St. Germain, Plymouth St.
D—Janine Englehard, Cortland St.
D—Susan Garibaldi, Bowdoin
D—Toni Krumme, UC San Diego
D—Holly Spiech, Scranton
M—Susan Otto, St. Mary's (Minn.)
M—Laure Schingen, St. Thomas (Minn.)
F—Lisa Caracillo, Rochester
F—Corrie Curtis, Macalester
F—Tracy Deyle, Ithaca
F—Anne Thorpe, Methodist

1990

G—Shelly Krisfalusi, Kalamazoo
D—Catherine Byrne, Methodist
D—Lisa Hines, Plymouth St.
D—Julie Macko, St. Mary's (Minn.)
D—Holly Spiech, Scranton
F—Corie Curtis, Macalester
F—Janine Englehard, Cortland St.
F—Ann Haggerty, William Smith
F—Karen Hertel, Cortland St.
F—Sarah Russell, Bowdoin
F—Anne Thorpe, Methodist

1991

G—Beth Howland, Ithaca
D—Catherine Byrne, Methodist
D—Beth Field, Plymouth St.
M—Debra Biche, Plymouth St.
M—Ann Haggerty, William Smith

M—Kristen Kluge, St. Mary's (Minn.)
M—Colleen Neary, St. Benedict
M—Stacie Rose, Ohio Wesleyan
F—Lida Nassif, William Smith
F—Colleen O'Brien, Bates
F—Jen Vescio, Allegheny

1992

G—Jennifer Haddad, Washington-St. Louis
M—Janine Caruso, Cortland St.
M—Julie Duerler, N.C. Wesleyan
M—Colette Gilligan, Methodist
M—Sharon Glick, Williams
M—Kristen Kluge, St. Mary's (Minn.)
M—Angela Mouch, Ohio Wesleyan
F—Ann Haggerty, William Smith
F—Kristin Mainella, Plymouth St.
F—Jenny Scanlon, Macalester
F—Rebecca Wentz, Denison

1993

G—Amy Brunner, Bates
D—Megan Collins, Ithaca
D—Kerri Pool, Gust. Adolphus
M—Julie Duerler, N.C. Wesleyan
M—Allyson Shirtz, William Smith
M—Julie Tienken, Babson
M—Megan Whiteside, Denison
F—Betsy Balling, Geneseo St.
F—Becky Fetzer, Wheaton (Ill.)
F—Rebecca Morton, Methodist
F—Mary-Bridget Pawlik, Plymouth St.

1994

G—Jill Weber, Carnegie Mellon
D—Tanya Koning, Ithaca
D—Katie Kortsch, St. Mary's (Minn.)
D—Trish Parker, N.C. Wesleyan
D—Nicole Richardson, William Smith
M—Kim Faust, TCNJ
M—Stacey Freda, Plymouth St.
M—Jen Kohler, Randolph-Macon
F—Karen Eason, Amherst
F—Becky Morton, Methodist
F—Janie Probst, Wis.-Stevens Point
F—Stacey Williams, Wilmington (Ohio)

1995

G—Sarah Newlin, Wittenberg
D—Maria Fesel, Binghamton
D—Erin Hamm, Randolph-Macon
D—Elizabeth Ianotti, Bowdoin
D—Diana Muchowski, UC San Diego
M—Kim Faust, TCNJ
M—Jennifer Kohler, Randolph-Macon
M—Janet Urban, Cortland St.
F—Nikki Epperson, Macalester
F—Cynthia Falwell, Bowdoin
F—Stacey Williams, Wilmington (Ohio)

1996

G—Lindsay Litchfield, Skidmore
D—Maria Fesel, Binghamton
D—Jessica Gonzalez, TCNJ
D—Kelly James, Wooster
M—Amy Carter, Emory
M—Shaunette Richards, Amherst
M—Aundrea Tilly, Richard Stockton
F—Staci Donald, William Smith
F—Brooke Epperson, Macalester
F—Ele Johnson, UC San Diego
F—Kate O'Malley, Bates
F—Stacey Williams, Wilmington (Ohio)

1997

G—Lindsay Litchfield, Skidmore
D—Eleanor Hickerson, Amherst
D—Lara Philby, Cal Lutheran
D—Felicity Smith, Mary Washington
M—Lauren Johnson, UC San Diego
M—Kim Olsen, N.C. Wesleyan
M—Kim Rausch, William Smith
F—Tara Dyk, Calvin
F—Brooke Epperson, Macalester
F—Rachel Sweeney, Washington-St. Louis
F—Traci Tapp, TCNJ

1998

G—Lisa Grefe, St. Benedict
D—Kim Cwik, Wis.-Stevens Point
D—Sarah Hilgenberg, Wellesley
D—Sarah Newland, Trinity (Tex.)
M—Julie Gick, Cortland St.
M—Cindy Laudien, Wm. Paterson
M—Kate Ryan-Reiling, Macalester
F—Brooke Epperson, Macalester
F—Natalie Flindt, Willamette
F—Katy Sturtz, Ohio Wesleyan
F—Traci Tapp, TCNJ

1999

G—Victoria Nusse, TCNJ
D—Lauren Frankford, Gettysburg
D—Sarah Hilgenberg, Wellesley
D—Laura LoGuidice, St. Lawrence
M—Beth Walse, DePauw
M—Janine Harispe, UC San Diego
M—Kate Ryan-Reiling, Macalester
F—Alix Rucinski, Cal Lutheran
F—Katy Sturtz, Ohio Wesleyan
F—Jill Caterer, Williams
F—Alexa Kapetanakis, N.C. Wesleyan

2000

G—Victoria Nusse, TCNJ
D—Kathleen Thelian, William Smith
D—Laura Grinstead, Puget Sound
D—Margaret Domka, Wis.-Stevens Point
M—Becky King, Trinity (Tex.)
M—Jane Och, Allegheny
M—Sarah Yeatman, Tufts
F—Ali Bimba, Wheaton (Mass.)
F—Anne Schenck, Emory
F—Katy Sturtz, Ohio Wesleyan
F—Liz McGrail, Oneonta St.

2001

G—Leah Cornwell, William Smith
D—Felicia Crump, William Smith
D—Trisha Barbosa, Williams
D—Carrie Webster, Lynchburg
M—Michelle Jacobs, Wis.-Stevens Point
M—Cathy Poor, Amherst
M—Stacey Supanich, Albion
F—Sara Suchoski, Scranton
F—Anne Schenck, Emory
F—Katy Sturtz, Ohio Wesleyan
F—Amy Morris, Willamette

2002

G—Leah Cornwell, William Smith
D—Erin Duffy, Wheaton (Mass.)
D—Meghan McMullen, Wilmington (Ohio)
D—Amy Work, Ohio Wesleyan
M—Erica Adelstein, Trinity (Tex.)
M—Mindy Miller, Messiah
M—Gia Rosamilia, TCNJ
M—Tessie Thompson, St. Thomas (Minn.)
F—Anne Merten, Willamette
F—Tracy Prihoda, Wheaton (Mass.)
F—Lindsay Rowland, Trinity (Tex.)

2003

G—Jenn Munoz, Hamilton
D—Erin Duffy, Wheaton (Mass.)
D—Lauren Moser, Allegheny
D—Jennifer Sapp, Messiah
M—Katie Egan, TCNJ
M—Liz Masterson, St. Lawrence
M—Meredith Rinaker, DePauw
F—Ashley Harmeling, Amherst
F—Anne Merten, Willamette
F—Renee Neuner, Chicago
F—Sarah Wall, Ohio Wesleyan

2004

G—Erin Johnson, Lynchburg
D—Kayla Birdwell, Trinity (Tex.)
D—Erin Duffy, Wheaton (Mass.)
D—Jessica Elsen, Wheaton (Ill.)
D—Elizabeth Feldhusen, Gettysburg
M—Beth Caromile, Wheaton (Mass.)
M—Kristina Cristofori, Nazareth
M—Elena Kozakewich, Haverford
F—Cortney Kjar, Puget Sound

F—Hannah Levesque, Messiah
F—Sarah Wall, Ohio Wesleyan

2005

G—Erin Williams, Puget Sound
D—Seraphine Hamilton, William Smith
D—Laura Johnston, Sewanee
D—Ashley Van Vechten, Rochester
M—Jacqui DeLeon, Chicago
M—Dana DiBruno, TCNJ
M—Hannah Levesque, Messiah
F—Jennifer Binger, Wheaton (Ill.)
F—Annie Borton, Macalester
F—Cortney Kjar, Puget Sound
F—Ariel Samuelson, Tufts

2006

G—Christy Carr, Hardin-Simmons
D—Courtney Krol, TCNJ
D—Lauren Thompson, Otterbein
D—Ashley Van Vechten, Rochester
M—Kelly Donnelly, Va. Wesleyan
M—Meghan Fowler-Finn, Washington-St. Louis
M—Kaitlin Giannetti, Johns Hopkins
M—Laura Koontz, Wheaton (Ill.)
F—Stef Rowe, Messiah
F—Amy Armstrong, Amherst
F—Jill Capel, Calvin

Division III First- Team All-Americans by School

ALBION (1)

2001—Stacey Supanich

ALLEGHENY (7)

86—Georganne Morin
Nellie Springer
87—Georganne Morin
88—Nellie Springer
91—Jen Vescio
2000—Jane Och
03—Lauren Moser

AMHERST (6)

94—Karen Eason
96—Shaunette Richards
97—Eleanor Hickerson
2001—Kathy Poor
03—Ashley Harmeling
06—Amy Armstrong

BABSON (1)

93—Julie Tienken

BATES (3)

91—Colleen O'Brien
93—Amy Brunner
96—Kate O'Malley

BINGHAMTON (2)

95—Maria Fesel
96—Maria Fesel

BOWDOIN (5)

87—Nancy Delaney
89—Susan Garibaldi
90—Sarah Russell
95—Cynthia Falwell
Elizabeth Ianotti

CAL LUTHERAN (2)

97—Lara Philby
99—Alix Rucinski

UC SAN DIEGO (7)

86—Adriene Clark
88—Katy Dulock
89—Toni Krumme
95—Diane Muchowski
96—Ele Johnson
97—Lauren Johnson
99—Janine Harispe

CALVIN (2)

97—Tara Dyk
06—Jill Capel

CARNEGIE MELLON (1)

94—Jill Weber

CHICAGO (2)

2003—Renee Neuner
05—Jacqui DeLeon

CORTLAND ST. (9)

86—Cathy Klein
T'she Looney
87—Leslie Moore
89—Janine Englehard
90—Janine Englehard
Karen Hertel
92—Janine Caruso
95—Janet Urban
98—Julie Gick

CURRY (3)

86—Cecilia Bombardier
Tracy Kelly
87—Cecilia Bombardier

DENISON (2)

92—Rebecca Wentz
93—Megan Whiteside

DePAUW (2)

99—Beth Walse
2003—Meredith Rinaker

EMORY (3)

96—Amy Carter
2000—Annie Schneck
01—Annie Schneck

FRANK. & MARSH. (1)

87—Elizabeth Byrne

GENESEO ST. (1)

93—Betsy Balling

GETTYSBURG (2)

99—Lauren Frankford
2004—Elizabeth Feldhusen

GUST. ADOLPHUS (1)

93—Kerri Pool

HAMILTON (1)

2003—Jenn Munoz

HARDIN-SIMMONS (1)

2006—Christy Carr

HARTWICK (1)

88—Beth Owens

HAVERFORD (1)

2004—Elena Kozakewich

ITHACA (5)

86—Terry Cilento
89—Tracy Deyle
91—Beth Howland
93—Megan Collins
94—Tonya Koning

JOHNS HOPKINS (1)

2006—Kaitlin Giannetti

KALAMAZOO (2)

88—Kim Paterson
90—Shelly Krisfalusi

LYNCHBURG (2)

2001—Carrie Webster
04—Erin Johnson

MACALESTER (10)

89—Corrie Curtis
90—Corrie Curtis
92—Jenny Scanlon
95—Nikki Epperson
96—Brooke Epperson
97—Brooke Epperson
98—Brooke Epperson
Kate Ryan-Reiling
99—Kate Ryan-Reiling
2005—Annie Borton

MARY WASHINGTON (2)

89—Diane DeFalco
97—Felicity Smith

MESSIAH (5)

2002—Mindy Miller
03—Jennifer Sapp
04—Hannah Levesque
05—Hannah Levesque
06—Stef Rowe

METHODIST (7)

89—Anne Thorpe
90—Catherine Byrne
Anne Thorpe
91—Catherine Byrne

92—Colette Gilligan
93—Rebecca Morton
94—Rebecca Morton

NAZARETH (1)

2004—Kristina Cristofori

TCNJ (11)

94—Kim Faust
95—Kim Faust
96—Jessica Gonzalez
97—Traci Tapp
98—Traci Tapp
99—Victoria Nusse
2000—Victoria Nusse
02—Gia Rosamilia
03—Katie Egan
05—Dana DiBruno
06—Courtney Krol

N.C. WESLEYAN (5)

92—Julie Duerler
93—Julie Duerler
94—Trish Parker
97—Kim Olsen
99—Aleka Kapetanakis

OHIO WESLEYAN (9)

91—Stacie Rose
92—Angela Mouch
98—Katy Sturtz
99—Katy Sturtz
2000—Katy Sturtz
01—Katy Sturtz
02—Amy Work
03—Sarah Wall
04—Sarah Wall

ONEONTA ST. (1)

2000—Liz McGrail

OTTERBEIN (1)

2006—Lauren Thompson

PLYMOUTH ST. (10)

86—Lindsey Howland
88—Kristin Dougherty
Nancy MacCallum
89—Mary St. Germain
90—Lisa Hines

91—Debra Biche
Beth Field
92—Kristin Mainella
93—Mary-Bridget Pawlik
94—Stacy Freda

PUGET SOUND (4)

2000—Laura Grinstead
04—Cortney Kjar
05—Cortney Kjar
Erin Williams

RANDOLPH-MACON (3)

94—Jen Kohler
95—Erin Hamm
Jen Kohler

RICHARD STOCKTON (1)

96—Aundrea Tilly

ROCHESTER (7)

86—Maria Budihis
87—Jill McCabe
Lisa Rich
88—Jill Decker
89—Lisa Caracillo
2005—Ashley Van Vechten
06—Ashley Van Vechten

ST. BENEDICT (2)

91—Colleen Neary
98—Lisa Grefe

ST. LAWRENCE (2)

99—Laura LoGuidice
2003—Liz Masterson

ST. MARY'S (MINN.) (8)

87—Kerry Ambrose
Sue Stephan
88—Sue Stephan
89—Susan Otto
90—Julie Macko
91—Kristen Kluge
92—Kristen Kluge
94—Katie Kortsch

ST. THOMAS (MINN.) (5)

86—Jane Sandvik
87—Jane Sandvik
88—Jane Sandvik

89—Laure Schingen
2002—Tessie Thompson

SCRANTON (3)

89—Holly Spiech
90—Holly Spiech
2001—Sara Suchoski

SEWANEE (1)

2005—Laura Johnston

SKIDMORE (2)

96—Lindsay Litchfield
97—Lindsay Litchfield

TRINITY (TEX.) (5)

98—Sarah Newland
2000—Becky King
02—Erica Adelstein
Lindsay Rowland
04—Kayla Birdwell

TUFTS (2)

2000—Sarah Yeatman
05—Ariel Samuelson

VA. WESLEYAN (1)

2006—Kelly Donnelly

WASHINGTON-ST. LOUIS (3)

92—Jennifer Haddad
97—Rachel Sweeney
2006—Meghan Fowler-Finn

WELLESLEY (2)

98—Sarah Hilgenberg
99—Sarah Hilgenberg

WHEATON (ILL.) (4)

93—Becky Fetzter
2004—Jessica Elsen
05—Jennifer Binger
06—Laura Koontz

WHEATON (MASS.) (6)

2000—Ali Bimba
02—Erin Duffy
Tracy Prihoda
03—Erin Duffy
04—Erin Duffy
Beth Caromile

WILLAMETTE (4)

98—Natalie Flindt
2001—Amy Morris
02—Anne Merten
03—Anne Merten

WM. PATERSON (1)

98—Cindy Laudien

WILLIAM SMITH (16)

87—Lisa Bray
88—Lisa Bray
Vida Donohue
90—Ann Haggerty
91—Ann Haggerty
Lida Nassif
92—Ann Haggerty
93—Allyson Shirtz
94—Nicole Richardson
96—Staci Donald
97—Kim Rausch
2000—Kathleen Thelian
01—Leah Cornwell
Felicia Crump
02—Leah Cornwell
05—Seraphine Hamilton

WILLIAMS (3)

92—Sharon Glick
99—Jill Caterer
2001—Trisha Barbosa

WILMINGTON (OHIO) (4)

94—Stacey Williams
95—Stacey Williams
96—Stacey Williams
2002—Meghan McMullen

WIS.-STEVENS POINT (4)

94—Janie Probst
98—Kim Cwik
2000—Margaret Domka
01—Michelle Jacob

WITTENBERG (1)

95—Sarah Newlin

WOOSTER (1)

96—Kelly James

National Award Winners

ISAA Player of the Year*

1985—Pam Baughman, George Mason
 1986—April Heinrichs, North Carolina
 1987—Megan McCarthy, William & Mary
 1988—Michelle Akers, UCF
 1989—Shannon Higgins, North Carolina
 1990—Brandi Chastain, Santa Clara
 1991—Kristine Lilly, North Carolina
 1992—Mia Hamm, North Carolina
 1993—Mia Hamm, North Carolina
 1994—Tisha Venturini, North Carolina
 1995—Natalie Neaton, William & Mary

*Discontinued after the 1995 season.

NCAA Player of the Year

Division I

1996—Jennifer Renola, Notre Dame
 1997—Sara Whalen, Connecticut
 1998—Danielle Fotopoulos, Florida
 1999—Mandy Clemens, Santa Clara
 2000—Anne Makinen, Notre Dame
 2001—Christie Welsh, Penn St.
 2002—Aly Wagner, Santa Clara
 2003—Catherine Reddick, North Carolina
 2004—Christine Sinclair, Portland
 2005—Christine Sinclair, Portland
 2006—Kerri Hanks, Notre Dame

Division II

1996—Deshaunne Running, Denver
 1997—Pauliina Auveri, Franklin Pierce
 1998—Jannie Nicolaisen, Lynn
 1999—Ruth Van't Land, Cal Poly Pomona
 2000—Cindy Dostalek, UC San Diego
 2001—Missy Gregg, Christian Bros.
 2002—Missy Gregg, Christian Bros.
 2003—Laura Hislop, Franklin Pierce
 2004—Ymara Guante, Metro St.
 2005—Shannon Lovejoy, Seattle Pacific
 2006—Kylee Hanavan, Metro St.

Division III

1996—Ele Johnson, UC San Diego
 1997—Lauren Johnson, UC San Diego
 1998—Tawni Epperson, Macalester
 1999—Janine Harispe, UC San Diego
 2000—Victoria Nusse, TCNJ
 2001—Katy Sturtz, Ohio Wesleyan
 2002—Leah Cornwell, William Smith
 2003—Renee Neuner, Chicago
 2004—Jessica Elsen, Wheaton (Ill.)
 2005—Cortney Kjar, Puget Sound
 2006—Laura Koontz, Wheaton (Ill.)

Missouri Athletic Club's Hermann Award

(Player of the Year)

2002—Aly Wagner, Santa Clara
 2003—Catherine Reddick, North Carolina
 2004—Christine Sinclair, Portland
 2005—Christine Sinclair, Portland
 2006—Kerri Hanks, Notre Dame

Hermann Award

(Player of the Year)

1988—Michelle Akers, UCF
 1989—Shannon Higgins, North Carolina
 1990—April Kater, Massachusetts
 1991—Kristine Lilly, North Carolina
 1992—Mia Hamm, North Carolina
 1993—Mia Hamm, North Carolina
 1994—Tisha Venturini, North Carolina
 1995—Shannon MacMillan, Portland
 1996—Cindy Daws, Notre Dame
 1997—Cindy Parlow, North Carolina
 1998—Cindy Parlow, North Carolina
 1999—Mandy Clemens, Santa Clara
 2000—Anne Makinen, Notre Dame
 2001—Christie Welsh, Penn St.

Note: The Hermann Award and the Missouri Athletic Club merged in 2002.

Missouri Athletic Club's Player of the Year

(Player of the Year)

1988—Michelle Akers, UCF
 1989—Shannon Higgins, North Carolina
 1990—April Kater, Massachusetts
 1991—Kristine Lilly, North Carolina
 1992—Mia Hamm, North Carolina
 1993—Mia Hamm, North Carolina
 1994—Tisha Venturini, North Carolina
 1995—Shannon MacMillan, Portland
 1996—Cindy Daws, Notre Dame
 1997—Cindy Parlow, North Carolina
 1998—Cindy Parlow, North Carolina
 1999—Mandy Clemens, Santa Clara
 2000—Anne Makinen, Notre Dame
 2001—Christie Welsh, Penn St.

Note: The Hermann Award and the Missouri Athletic Club merged in 2002.

Soccer America

(Player of the Year)

1985—Lisa Gmitter, George Mason
 1986—April Heinrichs, North Carolina
 1987—Michelle Akers, UCF
 1988—Shannon Higgins, North Carolina
 1989—Shannon Higgins, North Carolina
 1990—Kristine Lilly, North Carolina
 1991—Julie Foudy, Stanford
 1992—Mia Hamm, North Carolina
 1993—Mia Hamm, North Carolina
 1994—Tisha Venturini, North Carolina
 1995—Shannon MacMillan, Portland
 1996—Debbie Keller, North Carolina
 1997—Sara Whalen, Connecticut
 1998—Danielle Fotopoulos, Florida
 1999—Lorrie Fair, North Carolina
 2000—Anne Makinen, Notre Dame
 2001—Aly Wagner, Santa Clara
 2002—Christine Sinclair, Portland
 2003—Lindsay Tarpley, North Carolina
 2004—Katie Thorlakson, Notre Dame
 2005—Christine Sinclair, Portland
 2006—Heather O'Reilly, North Carolina

Soccer Buzz

(Player of the Year)

Division I

1996—Debbie Keller, North Carolina
 1997—Robin Confer, North Carolina
 1998—Danielle Fotopoulos, Florida
 1999—Mandy Clemens, Santa Clara
 2000—Anne Makinen, Notre Dame
 2001—Aly Wagner, Santa Clara
 2002—Christine Sinclair, Portland
 2003—Lindsay Tarpley, North Carolina
 2004—Katie Thorlakson, Notre Dame
 2005—Christine Sinclair, Portland
 2006—Yael Averbuch, North Carolina

ISAA Goakeeper of the Year*

1985—Gina Burrows, Hartwick
 1986—Mary Harvey, California
 1987—Amy Allman, UCF
 1988—Janine Szpara, Colorado Col.
 1989—Jen Starr, Vermont
 1990—Karen Richter, UCF
 1991—Heather Taggart, Wisconsin
 1992—Saskia Webber, Rutgers
 1993—Brianna Scurry, Massachusetts
 1994—Jen Mead, George Mason
 1995—Maja Hansen, New Hampshire

*Discontinued after the 1995 season.

Soccer Buzz Freshman of the Year

1996—Laurie Schwoy, North Carolina
 1997—Anne McKinen, Notre Dame
 1998—Mary Frances Monroe, Connecticut
 1999—Christie Welsh, Penn St.
 2000—Marcie Ward, Stanford
 2001—Christine Sinclair, Portland
 2002—Lindsay Tarpley, North Carolina
 2003—Heather O'Reilly, North Carolina
 2004—Lara Dickenmann, Ohio St.
 2005—Kerri Hanks, Notre Dame
 2006—Lauren Cheney, UCLA

NCAA Coach of the Year

1982—Anson Dorrance, North Carolina
 1983—David Lombardo, Keene St.
 1984—Philip Pincine, Brown
 1985—Kalenkeni Banda, Massachusetts

Division I

1986—Anson Dorrance, North Carolina
 1987—Kalenkeni Banda, Massachusetts
 1988—Larry Gross, North Carolina St.
 1989—Austin Daniels, Hartford
 1990—Lauren Gregg, Virginia
 1991—Greg Ryan, Wisconsin
 1992—Bill Hempen, Duke
 1993—Jac Cicala, George Mason
 1994—Chris Petrucelli, Notre Dame
 1995—Chris Petrucelli, Notre Dame
 1996—John Walker, Nebraska
 1997—Len Tsantiris, Connecticut
 1998—Becky Burleigh, Florida
 1999—Patrick Farmer, Penn St.
 2000—Jillian Ellis, UCLA

2001—Jerry Smith, Santa Clara
 2002—Clive Charles, Portland
 2003—Anson Dorrance, North Carolina
 2004—Julie Shackford, Princeton
 2005—Paula Wilkins, Penn St.
 2006—Anson Dorrance, North Carolina

Division II

1988—Colin Lindores, Cal St. East Bay
 1989—Michael Covone, Barry
 1990—Peter Reynaud, Sonoma St.
 1991—Michael Covone, Barry
 1992—Mark Krikorian, Franklin Pierce
 1993—Alex Crozier, Cal Poly
 1994—Brian Purcell, Presbyterian
 1995—Mark Krikorian, Franklin Pierce
 1996—Mike Minielli, St. Joseph's (Ind.)
 1997—Linda Bauer, West Va. Wesleyan
 1998—Luke Oberkirch, Sonoma St.
 1999—Carlos Juarez, Cal Poly Pomona
 2000—Mike Munch, North Fla.
 2001—Brian McManus, UC San Diego
 2002—Don Klosterman, Neb.-Omaha
 2003—Rob King, Kennesaw St.
 2004—Danny Sanchez, Metro St.
 2005—Don Klosterman, Neb.-Omaha
 2006—David Dilanni, Grand Valley St.

Division III

1986—Diane Boettcher, Bates
 1987—Alicann Wilber, William Smith
 1988—Alicann Wilber, William Smith
 1989—Patrick Farmer, Ithaca
 1990—Peter Kowall, Kalamazoo
 1991—Alicann Wilber, William Smith
 1992—John Cullen, Bowdoin
 1993—Joe Russo, TCNJ
 1994—Brian McManus, UC San Diego
 1995—Brian McManus, UC San Diego
 1996—Amy Howley Reifert, Chicago
 1997—Barry Dohner, Elizabethtown
 1998—John Leaney, Macalester
 1999—Brian McManus, UC San Diego
 2000—Martha Whiting, Tufts
 2001—Bob Barnes, Ohio Wesleyan
 2002—Bob Barnes, Ohio Wesleyan
 2003—Tracy Ranieri, Oneonta St.
 2004—Pete Felske, Wheaton (Ill.)
 2005—Scott Frey, Messiah
 2006—Pete Felske, Wheaton (Ill.)

Soccer Buzz Coach of the Year

Division I

1996—John Walker, Nebraska
 1997—Anson Dorrance, North Carolina
 1998—Becky Burleigh, Florida
 1999—Tim Wheaton, Harvard
 2000—Leslie Gallimore, Washington
 2001—Meridy Glenn, Cincinnati
 2002—Clive Charles, Portland
 2003—Anson Dorrance, North Carolina
 2004—Julie Shackford, Princeton
 2005—Mark Krikorian, Florida St.
 2006—Anson Dorrance, North Carolina

Note: The Intercollegiate Soccer Coaches Association (ISAA) was taken over by the National Soccer Coaches Association of America (NSCAA) in 1996.



Women's Attendance Records

2006 Home Attendance Leaders	226
Annual Home Attendance Champions	228
Game Attendance Records	229



2006 Home Attendance Leaders

Division I

AVERAGE HOME ATTENDANCE

Team	Total	Games	Avg.
1. Portland	30,676	9	3,408
2. Texas A&M	47,035	14	3,360
3. BYU	20,696	10	2,070
4. Notre Dame	24,719	13	1,901
5. North Carolina	20,771	11	1,888
6. Florida	15,896	10	1,590
7. Santa Clara	15,090	10	1,509
8. Connecticut	10,952	8	1,369
9. Texas	13,394	10	1,339
10. Florida St.	17,399	13	1,338
11. TCU	12,543	10	1,254
12. Colorado	13,128	11	1,193
13. Maryland	10,384	9	1,154
14. Georgia	11,425	10	1,143
15. UCLA	17,847	16	1,115
16. New Mexico	8,843	8	1,105
17. Ohio St.	10,747	10	1,075
18. Fresno St.	9,369	10	937
19. Washington	7,495	8	937
20. Auburn	10,024	11	911
21. Illinois	7,261	8	908
22. Virginia	9,892	11	899
23. Clemson	7,368	9	819
24. LSU	8,167	10	817
25. Stanford	8,943	11	813
26. Penn St.	12,969	16	811
27. Minnesota	8,066	10	807
28. Oregon	6,100	8	763
29. Yale	6,811	9	757
30. Duke	6,704	9	745
31. Army	6,600	9	733
32. Utah	10,220	14	730
33. Tennessee	7,881	11	716
34. Mississippi	7,873	11	716
35. Idaho St.	5,435	8	679
36. Navy	10,055	15	670
37. Arizona St.	6,692	10	669
38. Hawaii	7,356	11	669
39. Charlotte	5,902	9	656
40. Texas St.	7,751	12	646
41. Creighton	7,105	11	646
42. Arizona	5,763	9	640
43. Missouri	6,245	10	625
44. Kentucky	6,220	10	622
45. California	6,198	10	620
46. Boston U.	5,566	9	618
47. UTSA	4,233	7	605
48. Cal St. Fullerton	3,596	6	599
49. Wake Forest	5,852	10	585
50. Western Caro.	5,178	9	575

TOTAL HOME ATTENDANCE

Team	Total	Games	Avg.
1. Texas A&M	47,035	14	3,360
2. Portland	30,676	9	3,408
3. Notre Dame	24,719	13	1,901
4. North Carolina	20,771	11	1,888
5. BYU	20,696	10	2,070
6. UCLA	17,847	16	1,115
7. Florida St.	17,399	13	1,338
8. Florida	15,896	10	1,590
9. Santa Clara	15,090	10	1,509
10. Texas	13,394	10	1,339
11. Colorado	13,128	11	1,193
12. Penn St.	12,969	16	811
13. TCU	12,543	10	1,254
14. Georgia	11,425	10	1,143
15. Connecticut	10,952	8	1,369
16. Ohio St.	10,747	10	1,075
17. Maryland	10,384	9	1,154
18. Utah	10,220	14	730
19. Navy	10,055	15	670
20. Auburn	10,024	11	911
21. Virginia	9,892	11	899
22. Fresno St.	9,369	10	937
23. Stanford	8,943	11	813

Team	Total	Games	Avg.
24. New Mexico	8,843	8	1,105
25. LSU	8,167	10	817
26. Minnesota	8,066	10	807
27. Tennessee	7,881	11	716
28. Mississippi	7,873	11	716
29. Texas St.	7,751	12	646
30. Washington	7,495	8	937
31. Clemson	7,368	9	819
32. Hawaii	7,356	11	669
33. Rutgers	7,341	13	565
34. Illinois	7,261	8	908
35. Creighton	7,105	11	646
36. St. Louis	6,983	13	537
37. Yale	6,811	9	757
38. Duke	6,704	9	745
39. Arizona St.	6,692	10	669
40. Army	6,600	9	733
41. Missouri	6,245	10	625
42. Kentucky	6,220	10	622
43. California	6,198	10	620
44. Loyola Marymount	6,168	13	474
45. West Virginia	6,143	11	558
46. Oregon	6,100	8	763
47. Texas Tech	5,996	11	545
48. South Carolina	5,927	11	539
49. Charlotte	5,902	9	656
50. Wake Forest	5,852	10	585

Division II

AVERAGE HOME ATTENDANCE

Team	Total	Games	Avg.
1. UC San Diego	7,158	12	597
2. Washburn	3,122	8	390
3. Seattle Pacific	3,330	9	370
4. Cal St. Chico	3,601	10	360
5. Grand Valley St.	3,454	10	345
6. Rockhurst	2,890	9	321
7. Seattle	3,829	12	319
8. Mo.-St. Louis	2,457	8	307
9. Mass.-Lowell	2,583	9	287
10. Cal St. Stanislaus	3,730	13	287
11. Franklin Pierce	3,716	13	286
12. SIU Edwardsville	2,565	9	285
13. Harding	1,657	6	276
14. Tampa	3,308	12	276
15. Pace	2,017	8	252
16. Midwestern St.	1,975	8	247
17. Southern N.H.	2,464	10	246
18. Sonoma St.	2,705	11	246
19. Minn. Duluth	1,629	7	233
20. Cal St. Bakersfield	2,532	11	230
21. Northern Ky.	2,033	9	226
22. West Tex. A&M	1,799	8	225
23. Delta St.	1,769	8	221
24. Southern Conn. St.	1,760	8	220
25. Northern Mich.	1,975	9	219
26. Neb.-Omaha	2,846	13	219
27. Cal St. San B'dino	2,149	10	215
28. St. Cloud St.	1,910	9	212
29. Ala.-Huntsville	1,483	7	212
30. Central Mo.	2,075	10	208
31. Northwest Mo. St.	2,066	10	207
32. San Fran. St.	1,986	10	199
33. Le Moyne	1,787	9	199
34. S.C. Upstate	1,984	10	198
35. Mercyhurst	1,780	9	198
36. Florida Tech	1,576	8	197
37. Northern St.	1,772	9	197
38. Western Wash.	1,751	9	195
39. Winona St.	2,324	12	194
40. East Stroudsburg	1,717	9	191
41. Fort Lewis	1,903	10	190
42. Lynn	1,140	6	190
43. Minn. St. Mankato	1,880	10	188
44. St. Anselm	1,673	9	186
45. Rollins	1,838	10	184
46. Armstrong Atlantic	2,020	11	184

Team	Total	Games	Avg.
47. Presbyterian	1,280	7	183
48. Barry.....	1,459	8	182
49. West Chester.....	2,510	14	179
50. North Dakota.....	1,790	10	179

TOTAL HOME ATTENDANCE

Team	Total	Games	Avg.
1. UC San Diego.....	7,158	12	597
2. Seattle.....	3,829	12	319
3. Cal St. Stanislaus.....	3,730	13	287
4. Franklin Pierce.....	3,716	13	286
5. Cal St. Chico.....	3,601	10	360
6. Grand Valley St.....	3,454	10	345
7. Seattle Pacific.....	3,330	9	370
8. Tampa.....	3,308	12	276
9. Washburn.....	3,122	8	390
10. Rockhurst.....	2,890	9	321
11. Neb.-Omaha.....	2,846	13	219
12. Sonoma St.....	2,705	11	246
13. Mass.-Lowell.....	2,583	9	287
14. SIU Edwardsville.....	2,565	9	285
15. Cal St. Bakersfield.....	2,532	11	230
16. West Chester.....	2,510	14	179
17. Southern N.H.....	2,464	10	246
18. Mo.-St. Louis.....	2,457	8	307
19. Winona St.....	2,324	12	194
20. Cal St. San B'dino.....	2,149	10	215
21. Central Mo.....	2,075	10	208
22. Northwest Mo. St.....	2,066	10	207
23. Northern Ky.....	2,033	9	226
24. Armstrong Atlantic.....	2,020	11	184
25. Pace.....	2,017	8	252
26. San Fran. St.....	1,986	10	199
27. S.C. Upstate.....	1,984	10	198
28. Midwestern St.....	1,975	8	247
Northern Mich.....	1,975	9	219
30. St. Cloud St.....	1,910	9	212
31. Fort Lewis.....	1,903	10	190
32. Metro St.....	1,896	16	119
33. Minn. St. Mankato.....	1,880	10	188
34. Quincy.....	1,846	11	168
35. Rollins.....	1,838	10	184
36. Mount Olive.....	1,822	11	166
37. Columbus St.....	1,816	11	165
38. Central Okla.....	1,805	12	150
39. West Tex. A&M.....	1,799	8	225
40. Catawba.....	1,795	11	163
41. North Dakota.....	1,790	10	179
42. Le Moyne.....	1,787	9	199
43. Mercyhurst.....	1,780	9	198
Mo.-Rolla.....	1,780	11	162
45. Northern St.....	1,772	9	197
46. Delta St.....	1,769	8	221
47. Southern Conn. St.....	1,760	8	220
48. Dallas Baptist.....	1,758	11	160
49. Western Wash.....	1,751	9	195
50. Incarnate Word.....	1,745	10	175

Team	Total	Games	Avg.
21. North Park.....	1,840	9	204
22. Connecticut Col.....	1,011	5	202
23. Carroll (Wis.).....	1,613	8	202
24. LeTourneau.....	2,200	11	200
25. Elizabethtown.....	2,195	11	200
26. Utica.....	1,795	9	199
27. Hope.....	1,575	8	197
28. Mississippi Col.....	1,751	9	195
29. Capital.....	1,732	9	192
30. Maine Maritime.....	1,500	8	188
31. Hardin-Simmons.....	2,243	12	187
32. Oneonta St.....	1,665	9	185
33. York (Pa.).....	2,183	12	182
34. Pacific (Ore.).....	1,985	11	180
35. Denison.....	1,620	9	180
36. Wash. & Lee.....	2,155	12	180
37. Montclair St.....	1,434	8	179
38. Willamette.....	2,150	12	179
39. St. Mary's (Md.).....	1,780	10	178
40. St. John Fisher.....	1,770	10	177
41. Neb. Wesleyan.....	1,060	6	177
42. Macalester.....	1,405	8	176
43. Hamilton.....	1,009	6	168
44. Texas Lutheran.....	1,175	7	168
45. Middlebury.....	1,005	6	168
46. Salisbury.....	1,335	8	167
47. Texas-Dallas.....	1,500	9	167
48. Western Conn. St.....	2,153	13	166
49. Sewanee.....	1,320	8	165
50. Mary Washington.....	1,140	7	163

TOTAL HOME ATTENDANCE

Team	Total	Games	Avg.
1. TCNJ.....	4,948	13	381
2. Va. Wesleyan.....	4,900	12	408
3. Wheaton (Ill.).....	4,044	13	311
4. Trinity (Tex.).....	3,650	10	365
5. Puget Sound.....	2,741	10	274
6. Piedmont.....	2,610	11	237
7. Mt. St. Joseph.....	2,374	9	264
8. Rochester (N.Y.).....	2,250	11	205
Endicott.....	2,250	11	205
10. Hardin-Simmons.....	2,243	12	187
11. Chris. Newport.....	2,235	10	224
12. LeTourneau.....	2,200	11	200
13. Elizabethtown.....	2,195	11	200
14. York (Pa.).....	2,183	12	182
15. Wash. & Lee.....	2,155	12	180
16. Western Conn. St.....	2,153	13	166
17. Willamette.....	2,150	12	179
18. Wheaton (Mass.).....	2,100	15	140
19. Maryville (Tenn.).....	2,065	10	207
20. Messiah.....	2,055	9	228
21. Union (N.Y.).....	2,045	13	157
22. Wentworth Inst.....	2,035	8	254
23. Pacific (Ore.).....	1,985	11	180
24. Loras.....	1,975	9	219
25. Richard Stockton.....	1,921	12	160
26. North Park.....	1,840	9	204
27. Bowdoin.....	1,799	7	257
28. Utica.....	1,795	9	199
29. St. Mary's (Md.).....	1,780	10	178
Eastern.....	1,780	12	148
31. St. John Fisher.....	1,770	10	177
32. Western New Eng.....	1,765	11	160
33. Mississippi Col.....	1,751	9	195
34. Capital.....	1,732	9	192
35. Oneonta St.....	1,665	9	185
36. Dallas.....	1,659	8	207
37. Nazareth.....	1,650	8	206
38. Wis.-Eau Claire.....	1,640	12	137
39. Denison.....	1,620	9	180
40. Carroll (Wis.).....	1,613	8	202
41. Wittenberg.....	1,600	11	145
42. Springfield.....	1,598	11	145
43. Gordon.....	1,594	11	145
44. East. Mennonite.....	1,584	7	226
45. Ohio Wesleyan.....	1,579	10	158
46. Hope.....	1,575	8	197
47. Swarthmore.....	1,565	12	130
48. Gettysburg.....	1,528	10	153
49. Curry.....	1,525	11	139
Keene St.....	1,525	11	139

Division III

AVERAGE HOME ATTENDANCE

Team	Total	Games	Avg.
1. Va. Wesleyan.....	4,900	12	408
2. TCNJ.....	4,948	13	381
3. Trinity (Tex.).....	3,650	10	365
4. Wheaton (Ill.).....	4,044	13	311
5. Bates.....	1,473	5	295
6. Puget Sound.....	2,741	10	274
7. Mt. St. Joseph.....	2,374	9	264
8. Bowdoin.....	1,799	7	257
9. Wentworth Inst.....	2,035	8	254
10. Piedmont.....	2,610	11	237
11. Messiah.....	2,055	9	228
12. East. Mennonite.....	1,584	7	226
13. Chris. Newport.....	2,235	10	224
14. Loras.....	1,975	9	219
15. Concordia-M'head.....	1,265	6	211
16. Dallas.....	1,659	8	207
17. Maryville (Tenn.).....	2,065	10	207
18. Nazareth.....	1,650	8	206
19. Rochester (N.Y.).....	2,250	11	205
Endicott.....	2,250	11	205

Annual Home Attendance Champions

Division I

BY AVERAGE ATTENDANCE

Year	School	Games	Attendance	Average
1998.....	North Carolina	8	24,366	3,046
1999.....	North Carolina	12	38,350	3,196
2000.....	North Carolina	9	28,331	3,148
2001.....	North Carolina	10	39,830	3,983
2002.....	North Carolina	9	18,435	2,048
2003.....	Texas A&M	12	23,724	1,977
2004.....	Texas A&M	14	39,069	2,790
2005.....	Portland	12	40,841	3,403
2006.....	Portland	9	30,676	3,408

BY TOTAL ATTENDANCE

Year	School	Games	Attendance
1998.....	North Carolina	8	24,366
1999.....	North Carolina	12	38,350
2000.....	North Carolina	9	28,331
2001.....	North Carolina	10	39,830
2002.....	North Carolina	9	18,435
2003.....	Florida	16	24,932
2004.....	Texas A&M	14	39,069
2005.....	Portland	12	40,841
2006.....	Texas A&M	14	47,035

Division II

BY AVERAGE ATTENDANCE

Year	School	Games	Attendance	Average
1998.....	Sonoma St.	12	5,894	491
1999.....	Cal St. Bakersfield	9	7,316	813
2000.....	Cal St. Bakersfield	9	4,889	543
2001.....	UC San Diego	16	8,744	547
2002.....	Cal St. Bakersfield	12	5,539	461
2003.....	UC San Diego	10	5,288	529
2004.....	Washburn	9	4,020	446
2005.....	Angelo St.	10	7,331	733
2006.....	UC San Diego	12	7,158	597

BY TOTAL ATTENDANCE

Year	School	Games	Attendance
1998.....	Sonoma St.	12	5,894
1999.....	Cal St. Bakersfield	9	7,316
2000.....	Sonoma St.	10	5,379
2001.....	UC San Diego	16	8,744
2002.....	Cal St. Bakersfield	12	5,539
2003.....	UC San Diego	10	5,288
2004.....	Franklin Pierce	14	5,078
2005.....	Angelo St.	10	7,331
2006.....	UC San Diego	12	7,158

Division III

BY AVERAGE ATTENDANCE

Year	School	Games	Attendance	Average
1998.....	Maryville (Tenn.)	6	3,250	542
1999.....	Williams	10	4,400	440
2000.....	Tufts	12	5,375	448
2001.....	Tufts	8	4,050	506
2002.....	Ohio Wesleyan	13	4,352	334
2003.....	Ohio Wesleyan	8	2,781	348
2004.....	Wheaton (Ill.)	14	6,001	428
2005.....	Otterbein	10	3,710	371
2006.....	Va. Wesleyan	12	4,900	408

BY TOTAL ATTENDANCE

Year	School	Games	Attendance
1998.....	Mary Washington	13	3,900
1999.....	UC San Diego	14	4,837
2000.....	Tufts	12	5,375
2001.....	Ohio Wesleyan	15	6,446
2002.....	Ohio Wesleyan	13	4,352
2003.....	Va. Wesleyan	14	4,602
2004.....	Wheaton (Ill.)	14	6,001
2005.....	Messiah	13	4,820
2006.....	TCNJ	13	4,948

Game Attendance Records

Division I

ALL GAMES

No.	Team vs. Opponent	Date
14,410	North Carolina (2) vs. Notre Dame (0), San Jose, Calif. (NCAA final).....	Dec. 5, 1999
14,013	North Carolina (2) vs. Penn St. (0) and Notre Dame (1) vs. Santa Clara (0), San Jose, Calif. (NCAA semifinals)	Dec. 3, 1999
10,583	North Carolina (0) vs. Florida (1), Greensboro, N.C. (NCAA final).....	Dec. 6, 1998
10,042	North Carolina (6) vs. Connecticut (0), Cary, N.C. (NCAA final).....	Dec. 7, 2003
10,040	Portland (2) vs. Penn St. (0) and Santa Clara (2) vs. North Carolina (1), Austin, Texas (NCAA semifinals)	Dec. 6, 2002
10,027	Portland (2) vs. Santa Clara (1), Austin, Texas (NCAA final).....	Dec. 8, 2002
9,566	North Carolina (2) vs. UCLA (1), San Jose, Calif. (NCAA final).....	Dec. 3, 2000
9,460	North Carolina (2) vs. Connecticut (0), Greensboro, N.C. (NCAA final).....	Dec. 7, 1997
9,445	North Carolina (1) vs. Portland (0) and Florida (1) vs. Santa Clara (0), Greensboro, N.C. (NCAA semifinals)	Dec. 4, 1998
9,025	North Carolina (2) vs. Santa Clara (1) and Connecticut (2) vs. Notre Dame (1), Greensboro, N.C. (NCAA semifinals).....	Dec. 5, 1997
8,870	North Carolina (2) vs. Notre Dame (1) and UCLA (1) vs. Portland (0), San Jose, Calif. (NCAA semifinals).....	Dec. 1, 2000
8,800	North Carolina (1) vs. Notre Dame (0), Santa Clara, Calif. (NCAA final).....	Dec. 8, 1996
8,800	Notre Dame (3) vs. Portland (2) and North Carolina (2) vs. Santa Clara (1), Santa Clara, Calif. (NCAA semifinals).....	Dec. 6, 1996
8,412	North Carolina (2) vs. UCLA (1) and Notre Dame (2) vs. Florida St. (1), Cary, N.C. (NCAA semifinals).....	Dec. 1, 2006
8,349	North Carolina (2) vs. Notre Dame (1), Cary, N.C. (NCAA final).....	Dec. 3, 2006
8,325	Notre Dame (1) vs. Santa Clara (0) and UCLA (2) vs. Princeton (0), Cary, N.C. (NCAA semifinals).....	Dec. 3, 2004
8,204	Texas A&M (1) vs. North Carolina (0), College Station, Texas	Aug. 25, 2006
7,644	Notre Dame (1) vs. UCLA (1), Cary, N.C. (NCAA final; Notre Dame wins shootout).....	Dec. 5, 2004
7,212	Notre Dame (1) vs. North Carolina (0) and Portland (4) vs. SMU (2), Chapel Hill, N.C. (NCAA semifinals).....	Dec. 1, 1995
7,090	Santa Clara (1) vs. North Carolina (0), Dallas, Texas (NCAA final).....	Dec. 9, 2001
6,926	Notre Dame (1) vs. Portland (0), Chapel Hill, N.C. (NCAA final).....	Dec. 3, 1995
6,701	UCLA (4) vs. Florida St. (0) and Portland (0) vs. Penn St. (0), College Station, Texas (NCAA semifinals; Portland wins shootout)	Dec. 2, 2005
6,578	Portland (4) vs. UCLA (0), College Station, Texas (NCAA final).....	Dec. 4, 2005
6,527	Navy (0) vs. North Carolina (1), Annapolis, Md.....	Sept. 26, 2003
6,117	North Carolina (2) vs. Portland (1) and Santa Clara (3) vs. Florida (2), Dallas, Texas (NCAA semifinals)	Dec. 7, 2001
*6,070	Connecticut (4) vs. Syracuse (2), Storrs, Conn.	Sept. 26, 1999
6,024	North Carolina (5) vs. Notre Dame (1), Chapel Hill, N.C.....	Sept. 13, 1998

EXCLUDING NCAA TOURNAMENT

No.	Team vs. Opponent	Date
8,204	Texas A&M (1) vs. North Carolina (0), College Station, Texas	Aug. 25, 2006
6,527	Navy (0) vs. North Carolina (1), Annapolis, Md.....	Sept. 26, 2003
*6,070	Connecticut (4) vs. Syracuse (2), Storrs, Conn.	Sept. 26, 1999
6,024	North Carolina (5) vs. Notre Dame (1), Chapel Hill, N.C.	Sept. 13, 1998
5,596	Portland (1) vs. North Carolina (6), Portland, Ore.	Oct. 10, 1992
5,514	North Carolina (0) vs. Santa Clara (1), Durham, N.C.	Sept. 24, 1999
5,447	Texas A&M (3) vs. Stephen F. Austin (0), College Station, Texas	Aug. 26, 2005
5,440	North Carolina (9) vs. Texas (2), Austin, Texas	Aug. 25, 2000
5,384	Texas A&M (3) vs. Texas (1), College Station, Texas.....	Sept. 10, 2004
5,376	Texas A&M (6) vs. Texas (0), Austin, Texas.....	Nov. 2, 2001
5,273	North Carolina (4) vs. Duke (0), Durham, N.C.	Nov. 5, 2000
5,222	Florida (2) vs. North Carolina (1), Gainesville, Fla.....	Oct. 11, 1998
5,206	North Carolina (4) vs. Duke (2), Chapel Hill, N.C.	Nov. 6, 1994
5,119	Portland (3) vs. Santa Clara (1), Portland, Ore.	Oct. 21, 2005
5,100	Texas A&M (0) vs. North Carolina (3), Klein, Texas.....	Oct. 20, 1996
5,086	Virginia (2) vs. Florida St. (0), Cary, N.C.....	Nov. 4, 2005
5,041	Portland (0) vs. Notre Dame (1), Portland, Ore.....	Sept. 7, 1997
4,895	Portland (0) vs. North Carolina (1), Portland, Ore.....	Oct. 29, 1994
*4,892	Portland (5) vs. Washington (0), Portland, Ore.....	Sept. 29, 2006
4,892	Portland (0) vs. North Carolina (1), Portland, Ore.....	Sept. 10, 2006
4,830	Nebraska (1) vs. North Carolina (1), Lincoln, Neb.....	Aug. 30, 2002
4,756	Santa Clara (0) vs. Stanford (3), Santa Clara, Calif.	Aug. 30, 2002
4,745	Florida (5) vs. Florida St. (1), Gainesville, Fla.....	Aug. 27, 1999
4,673	Texas A&M (3) vs. East Caro. (0), College Station, Texas.....	Sept. 10, 2005
4,655	North Carolina (3) vs. Tennessee (0), Chapel Hill, N.C.	Sept. 1, 1999
4,547	North Carolina (4) vs. Virginia (1), Cary, N.C.....	Nov. 6, 2005
4,543	Texas A&M (4) vs. Baylor (0), College Station, Texas	Oct. 28, 2005
4,524	Portland (3) vs. Stanford (0), Portland, Ore.....	Aug. 27, 2005

*Second game of doubleheader with men's team.

Division II

No.	Team vs. Opponent	Date
1,848	Washburn (0) vs. Mo. Southern St. (1), Topeka, Kan.....	Sept. 10, 2004
1,820	Emporia St. (2) vs. Northern Colo. (4), Emporia, Kan.....	Sept. 22, 2002

Division III

No.	Team vs. Opponent	Date
1,200	Messiah (4) vs. Moravian (0), Grantham, Pa.....	Nov. 5, 2005
1,084	Wheaton (Ill.) (5) vs. Washington-St. Louis (0), Wheaton, Ill... ..	Aug. 29, 2003
1,073	Messiah (1) vs. TCNJ (0), Greensboro, N.C. (NCAA final).....	Nov. 26, 2005
1,000	*Plattsburgh St. (2) vs. St. Lawrence (0), Plattsburgh, N.Y.....	Sept. 29, 2004
1,000	Baptist Bible (1) vs. Phila. Biblical (0), Clarks Summit, Pa.	Oct. 9, 2004

*Second game of doubleheader with men's team.



Women's Championship Records

Division I Championship Records.....	232
Division II Championship Records	239
Division III Championship Records	243



Division I Women's Championship

2006 Results

FIRST ROUND

North Carolina 7, UNC Asheville 0
 *Navy 0, William & Mary 0 (2 ot, pk)
 *Duke 0, Louisville 0 (2 ot, pk)
 Tennessee 4, UAB 0
 Wake Forest 4, Old Dominion 0
 Virginia 2, West Virginia 0
 SMU 2, McNeese St. 0
 Texas A&M 5, Grambling 0
 UCLA 6, UNLV 1
 Cal St. Fullerton 3, Loyola Marymount 0
 Marquette 1, Purdue 0
 Florida 2, Loyola (Ill.) 0
 Utah 3, Idaho St. 2 (2 ot)
 Portland 2, BYU 1
 Connecticut 2, Columbia 1
 Texas 4, Long Island 0
 Southern California 1, Santa Clara 0
 Stanford 2, Nevada 1
 *Clemson 1, Vanderbilt 1 (2 ot, pk)
 Oklahoma St. 2, UNC Greensboro 0
 Illinois 2, Southeast Mo. St. 0
 St. Louis 2, Drake 0
 California 3, Auburn 1
 Florida St. 6, Jacksonville 0
 Penn St. 3, Niagara 1
 Villanova 5, Toledo 1
 Boston College 3, Boston U. 0
 Rutgers 2, Hartford 0
 Colorado 2, Colorado Col. 1
 Denver 2, Kentucky 0
 *Wis.-Milwaukee 0, Michigan 0 (2 ot, pk)
 Notre Dame 7, Oakland 1

SECOND ROUND

North Carolina 4, Navy 0
 *Tennessee 0, Duke 0 (2 ot, pk)

Virginia 2, Wake Forest 0
 Texas A&M 4, SMU 0
 UCLA 3, Cal St. Fullerton 1
 *Florida 0, Marquette 0 (2 ot, pk)
 Portland 3, Utah 0
 *Texas 1, Connecticut 1 (2 ot, pk)
 Stanford 2, Southern California 0
 *Clemson 0, Oklahoma St. 0 (2 ot, pk)
 Illinois 4, St. Louis 1
 Florida St. 3, California 1
 Penn St. 2, Villanova 0
 *Boston College 0, Rutgers 0 (2 ot, pk)
 Colorado 2, Denver 1
 Notre Dame 1, Wis.-Milwaukee 0

THIRD ROUND

North Carolina 6, Tennessee 2
 Texas A&M 2, Virginia 1
 UCLA 3, Florida 2
 Portland 2, Texas 0
 *Clemson 0, Stanford 0 (2 ot, pk)
 Florida St. 1, Illinois 0
 Penn St. 1, Boston College 0
 Notre Dame 3, Colorado 0

QUARTERFINALS

North Carolina 3, Texas A&M 2
 UCLA 2, Portland 1
 Florida St. 2, Clemson 1
 Notre Dame 4, Penn St. 0

*Advanced on penalty kicks.

SEMIFINALS

DECEMBER 1 AT CARY, N.C.

Notre Dame 2, Florida St. 1

Goals by period	1	2	Total
Florida St.	0	1	1
Notre Dame.....	2	0	2

SCORING SUMMARY

35:32 ND Courtney Rosen (2) (unassisted)

38:21 ND Jill Krivacek (5) (Brittany Bock, Kerri Hanks)
 51:22 FSU India Trotter (8) (Kelly Rowland)

Shots: Florida St. 10, Notre Dame 15.

Saves: Florida St. 8 (Ali Mims 7, Libby Ganeskis 1), Notre Dame 1 (Lauren Karas 1).

Fouls: Florida St. 13, Notre Dame 23.

Corner Kicks: Florida St. 8, Notre Dame 3.

Attendance: 8,412.

North Carolina 2, UCLA 0

Goals by period	1	2	Total
UCLA	0	0	0
North Carolina.....	0	2	2

SCORING SUMMARY

83:31 NC Casey Nogueira (3) (Yael Averbuch)
 85:50 NC Heather O'Reilly (11) (Yael Averbuch, Kristi Eveland)

Shots: UCLA 10, North Carolina 15.

Saves: UCLA 5 (Valerie Henderson 5), North Carolina 2 (Ashlyn Harris 2).

Fouls: UCLA 9, North Carolina 10.

Corner Kicks: UCLA 2, North Carolina 10.

Attendance: 8,412.

CHAMPIONSHIP

DECEMBER 3 AT CARY, N.C.

North Carolina 2, Notre Dame 1

Goals by period	1	2	Total
Notre Dame.....	0	1	1
North Carolina.....	1	1	2

SCORING SUMMARY

17:57 NC Heather O'Reilly (12) (Casey Nogueira)
 46:28 NC Casey Nogueira (4) (Whitney Engen, Heather O'Reilly)

80:30 ND Brittany Bock (12) (Kerri Hanks)

Shots: Notre Dame 9, North Carolina 20.

Saves: Notre Dame 5 (Lauren Karas 5), North Carolina 2 (Anna Rodenbough 1, Ashlyn Harris 1).

Fouls: Notre Dame 5, North Carolina 2.

Corner Kicks: Notre Dame 1, North Carolina 2.

Attendance: 8,349.

History

Team Results

Year	Champion (Record)	Coach	Score	Runner-Up	Host or Site	Championship Game Attendance	Championship Total Attendance
1982.....	North Carolina (19-2)	Anson Dorrance	2-0	UCF	UCF	1,000	3,061
1983.....	North Carolina (19-1)	Anson Dorrance	4-0	George Mason	UCF	700	2,598
1984.....	North Carolina (24-0-1)	Anson Dorrance	2-0	Connecticut	North Carolina	3,500	6,408
1985.....	George Mason (18-2-1)	Hank Leung	2-0	North Carolina	George Mason	4,500	8,033
1986.....	North Carolina (24-0-1)	Anson Dorrance	2-0	Colorado Col.	George Mason	1,000	6,524
1987.....	North Carolina (23-0-1)	Anson Dorrance	1-0	Massachusetts	Massachusetts	3,651	10,482
1988.....	North Carolina (18-0-3)	Anson Dorrance	4-1	North Carolina St.	North Carolina	3,500	6,280
1989.....	North Carolina (24-0-1)	Anson Dorrance	2-0	Colorado Col.	North Carolina St.	1,625	8,112
1990.....	North Carolina (24-0)	Anson Dorrance	6-0	Connecticut	North Carolina	3,200	13,131
1991.....	North Carolina (25-0)	Anson Dorrance	3-1	Wisconsin	North Carolina	3,800	12,004
1992.....	North Carolina (25-0)	Anson Dorrance	9-1	Duke	North Carolina	3,573	13,893
1993.....	North Carolina (23-0)	Anson Dorrance	6-0	George Mason	North Carolina	5,721	17,419
1994.....	North Carolina (25-1-1)	Anson Dorrance	5-0	Notre Dame	Portland	5,000	28,251
1995.....	Notre Dame (21-2-2)	Chris Petrucelli	1-0 (3 ot)	Portland	North Carolina	6,926	37,995
1996.....	North Carolina (25-1)	Anson Dorrance	1-0 (2 ot)	Notre Dame	Santa Clara	8,800	53,322
1997.....	North Carolina (27-0-1)	Anson Dorrance	2-0	Connecticut	UNC Greensboro	9,460	40,572
1998.....	Florida (26-1)	Becky Burleigh	1-0	North Carolina	UNC Greensboro	10,583	45,997
1999.....	North Carolina (24-2)	Anson Dorrance	2-0	Notre Dame	San Jose St.	14,410	72,219
2000.....	North Carolina (21-3)	Anson Dorrance	2-1	UCLA	San Jose St.	9,566	53,051
2001.....	Santa Clara (23-2)	Jerry Smith	1-0	North Carolina	SMU	7,090	55,807
2002.....	Portland (20-4-2)	Clive Charles	2-1 (2 ot)	Santa Clara	Austin, Tex.	10,027	59,410
2003.....	North Carolina (27-0)	Anson Dorrance	6-0	Connecticut	Cary, N.C.	10,042	57,243
2004.....	*Notre Dame (25-1-1)	Randy Waldrum	1-1 (2 ot, pk)	UCLA	Cary, N.C.	7,644	56,401
2005.....	Portland (23-0-2)	Garrett Smith	4-0	UCLA	Texas A&M	6,578	62,569
2006.....	North Carolina (27-1)	Anson Dorrance	2-1	Notre Dame	Cary, N.C.	8,349	68,298

*Declared champion on the basis of penalty kicks.

Tournament Scoring Leaders

Year	Player, School	G	A	P
1982	Mary Vargas, UCF	2	0	4
	Donna MacDougall, Connecticut....	2	0	4
	Synthia Scott, North Carolina	2	0	4
	Moira Buckley, Connecticut	0	4	4
	Laura Mayer, Harvard	1	2	4
1983	April Heinrichs, North Carolina	4	0	8
	Amy Machin, North Carolina	3	2	8
1984	Catherine Spence, Massachusetts...	5	1	11
1985	Lisa Gmitter, George Mason.....	3	1	7
1986	April Heinrichs, North Carolina	4	1	9
1987	Michelle Akers, UCF	3	1	7
1988	Shannon Higgins, North Carolina ...	4	1	9
1989	Shannon Higgins, North Carolina ...	3	4	10
1990	Kristine Lilly, North Carolina	4	2	10
1991	Pam Kalinoski, North Carolina	3	3	9
1992	Mia Hamm, North Carolina	5	2	12
	Mia Hamm, North Carolina	6	4	16
1993	Angela Kelly, North Carolina	4	3	11
	Tiffany Milbrett, Portland	5	1	11
1994	Danielle Garrett (Fotopoulos), SMU	4	1	9
	Danielle Fotopoulos, Florida	5	1	11
1995	Laurie Schwoy, North Carolina	4	3	11
	Amy VanLaacke, Notre Dame.....	5	1	11
1996	Sara Whalen, Connecticut.....	5	3	13
1997	Meredith Florance, North Carolina .	3	2	8
1998	Kim Patrick, North Carolina	4	3	11
1999	Meredith Florance, North Carolina .	4	1	9
2000	Stephanie Rigamat, UCLA	3	3	9
2001	Abby Wambach, Florida.....	5	4	14
2002	Christine Sinclair, Portland.....	10	1	21
2003	Heather O'Reilly, North Carolina	8	2	18
2004	Katie Thorlakson, Notre Dame.....	4	6	14
2005	Kara Lang, UCLA.....	8	1	17
2006	Kerri Hanks, Notre Dame.....	4	8	16

All-Tournament Teams

MOP—Most Outstanding Player.

1982

Mary Varas, UCF (MOP offensive)
Linda Gancitano, UCF (MOP defensive)

1983

Chris Taggart, Massachusetts (MOP overall)
Lisa Gmitter, George Mason (MOP offensive)
Sue Cobb, North Carolina (MOP defensive)
Senga Allen, North Carolina
Pam Baughman, George Mason
Moira Buckley, Connecticut
Tara Buckley, Connecticut
Stacy Flionis, Massachusetts
April Heinrichs, North Carolina
Beth Huber, North Carolina
Nadia Komarowski, Massachusetts
Amy Machin, North Carolina
Marcia McDermott, North Carolina
Melissa Morrone, Connecticut
Emily Pickering, North Carolina
Sue Vodicka, George Mason

1984

April Heinrichs, North Carolina (MOP overall)
Amy Machin, North Carolina (MOP offensive)
Shelley McElroy, Connecticut (MOP defensive)

1985

Pam Baughman, George Mason (MOP overall)
Betsy Drambour, George Mason (MOP defensive)
Kim Crabbe, George Mason
Lisa Gmitter, George Mason

1986

April Heinrichs, North Carolina (MOP overall)
Angela Berry, George Mason
Betsy Drambour, George Mason
Lisa Gmitter, George Mason
Kim Maslin, George Mason

1987

Michelle Akers, UCF (MOP offensive)
Debbie Belkin, Massachusetts (MOP defensive)

1988

Shannon Higgins, North Carolina (MOP offensive)
Carla Werden, North Carolina (MOP defensive)

1989

Tracey Bates, North Carolina (MOP defensive)
Kristine Lilly, North Carolina (MOP offensive)

1990

Kristine Lilly, North Carolina (MOP offensive)
Stacey Blazo, North Carolina (MOP defensive)

1991

Pam Kalinoski, North Carolina (MOP offensive)
Tisha Venturini, North Carolina (MOP defensive)

1992

Mia Hamm, North Carolina (MOP offensive)
Sue Wall, Santa Clara (MOP defensive)
Angela Kelly, North Carolina
Nancy Kramarz, Hartford
Amy Kroeger, Santa Clara
Jennifer Lewis, Santa Clara
Kristine Lilly, North Carolina
Heidi Mauger, Duke
Meegan McMullin, Santa Clara
Keri Sanchez, North Carolina
Carolyn Springer, North Carolina
Rita Tower, North Carolina
Tisha Venturini, North Carolina

1993

Mia Hamm, North Carolina (MOP offensive)
Skye Eddy, George Mason (MOP defensive)
Danielle Egan, North Carolina
Christine Ho, George Mason
Angela Kelly, North Carolina
Carmel Murphy, Stanford
Tammy Pearman, George Mason
Sarah Rafanelli, Stanford
Nicole Roberts, Massachusetts
Zola Springer, North Carolina
Rita Tower, North Carolina
Tisha Venturini, North Carolina

1994

Tisha Venturini, North Carolina (MOP offensive)
Staci Wilson, North Carolina (MOP defensive)
Robin Confer, North Carolina
Cindy Daws, Notre Dame
Danielle Egan, North Carolina
Jill Gelfenbein, Connecticut
Debbie Keller, North Carolina
Angela Kelly, North Carolina
Holly Manthei, Notre Dame
Michelle McCarthy, Notre Dame
Tiffany Milbrett, Portland
Jen Renola, Notre Dame
Keri Sanchez, North Carolina
Kate Sobrero, Notre Dame

1995

Cindy Daws, Notre Dame (MOP offensive)
Kate Sobrero, Notre Dame (MOP defensive)
Robin Confer, North Carolina
Erin Fahey, Portland
Danielle Garrett (Fotopoulos), SMU
Shannon MacMillan, Portland
Holly Manthei, Notre Dame
Michelle McCarthy, Notre Dame
Wynne McIntosh, Portland
Cindy Parlow, North Carolina
Jen Renola, Notre Dame
Staci Wilson, North Carolina

1996

Debbie Keller, North Carolina (MOP offensive)
Nel Fetting, North Carolina (MOP defensive)
Justi Baumgardt, Portland
Mandy Clemens, Santa Clara
Robin Confer, North Carolina
Lorrie Fair, North Carolina
Jen Grubb, Notre Dame
Regina Holan, Portland
Jennifer Lalor, Santa Clara
Cindy Parlow, North Carolina

Jen Renola, Notre Dame
Laurie Schwoy, North Carolina
Jenny Streiffer, Notre Dame

1997

Robin Confer, North Carolina (MOP offensive)
Siri Mullinix, North Carolina (MOP defensive)
Mandy Clemens, Santa Clara
Carey Dorn, Connecticut
Lorrie Fair, North Carolina
Jacqui Little, Santa Clara
Holly Manthei, Notre Dame
Cindy Parlow, North Carolina
Tiffany Roberts, North Carolina
Heather Stone, Connecticut
Jenny Streiffer, Notre Dame
Jen Tietjen, Connecticut
Sara Whalen, Connecticut
Staci Wilson, North Carolina

1998

Danielle Fotopoulos, Florida (MOP offensive)
Meredith Flaherty, Florida (MOP defensive)
Keisha Bell, Florida
Lorrie Fair, North Carolina
Meredith Florance, North Carolina
Michelle French, Portland
Angela Harrison, Portland
Heather Mitts, Florida
Cindy Parlow, North Carolina
Tiffany Roberts, North Carolina
Laurie Schwoy, North Carolina
Nikki Serlenga, Santa Clara

1999

Susan Bush, North Carolina (MOP offensive)
Lorrie Fair, North Carolina (MOP defensive)
Kim Patrick, North Carolina
Anne Remy, North Carolina
Jena Kluegel, North Carolina
Meredith Florance, North Carolina
Jen Grubb, Notre Dame
Jenny Streiffer, Notre Dame
LaKeysia Beene, Notre Dame
Nikki Serlenga, Santa Clara
Danielle Slaton, Santa Clara
Christie Welsh, Penn St.

2000

Meredith Florance, North Carolina (MOP offensive)
Catherine Reddick, North Carolina (MOP defensive)
Daniella Borgman, North Carolina
Jena Kluegel, North Carolina
Kim Patrick, North Carolina
Jordan Walker, North Carolina
Meotis Erickson, Notre Dame
Liz Wagner, Notre Dame
Amy Warner, Notre Dame
Cheryl Loveless, Portland
Lauren Orlando, Portland
Karissa Hampton, UCLA
Venus James, UCLA

2001

Aly Wagner, Santa Clara (MOP offensive)
Danielle Slaton, Santa Clara (MOP defensive)
Jessica Ballweg, Santa Clara
Anna Kraus, Santa Clara
Leslie Osborne, Santa Clara
Veronica Zepeda, Santa Clara
Jordan Kellgren, North Carolina
Jena Kluegel, North Carolina
Sara Randolph, North Carolina
Catherine Reddick, North Carolina
Anne Remy, North Carolina

2002

Christine Sinclair, Portland (MOP offensive)
Jessica Ballweg, Santa Clara (MOP defensive)
Lauren Arase, Portland
Erin Misaki, Portland
Lauren Orlando, Portland
Devvyn Hawkins, Santa Clara
Aly Wagner, Santa Clara
Veronica Zepeda, Santa Clara
Joanna Lohman, Penn St.
Catherine Reddick, North Carolina
Lindsay Tarpley, North Carolina

2003

Heather O'Reilly, North Carolina (MOP offensive)
 Catherine Reddick, North Carolina (MOP defensive)
 Lori Chalupny, North Carolina
 Alyssa Ramsey, North Carolina
 Lindsay Tarpley, North Carolina
 Maggie Tomecka, North Carolina
 Carmen Watley, North Carolina
 Jessica Giertsen, Connecticut
 Kristen Graczyk, Connecticut
 India Trotter, Florida St.
 Nandi Price, UCLA

2004

Katie Thorlakson, Notre Dame (MOP offensive)
 Erika Bohn, Notre Dame (MOP defensive)
 Melissa Tancredi, Notre Dame
 Candance Chapman, Notre Dame
 Danesha Adams, UCLA
 Kendal Billingsley, UCLA
 Bristyn Davis, UCLA
 Valerie Henderson, UCLA
 Iris Mora, UCLA
 Leslie Osborne, Santa Clara
 Romy Trigg Smith, Princeton

2005

Christine Sinclair, Portland (MOP offensive)
 Cori Alexander, Portland (MOP defensive)
 Lindsey Huie, Portland
 Stephanie Lopez, Portland
 Megan Rapinoe, Portland
 Angie Woznuk, Portland
 Danesha Adams, UCLA
 Iris Mora, UCLA
 Jill Oakes, UCLA
 Erin McLeod, Penn St.
 India Trotter, Florida St.

2006

Robin Gayle, North Carolina (MOP offensive)
 Heather O'Reilly, North Carolina (MOP defensive)
 Kelly Rowland, Florida St.
 India Trotter, Florida St.
 Brittany Bock, Notre Dame
 Kerri Hanks, Notre Dame
 Jill Krivacek, Notre Dame
 Yael Averbuch, North Carolina
 Tobin Heath, North Carolina
 Casey Nogueira, North Carolina
 Kristi Eveland, North Carolina

Individual Records

GOALS, GAME

4—Danesha Adams, UCLA (5) vs. Virginia (0), 2005.

GOALS, TOURNAMENT

10—Christine Sinclair, Portland (2 vs. Idaho St., 2 vs. Utah, 3 vs. Richmond, 1 vs. Penn St., 2 vs. Santa Clara), 2002.

GOALS, CAREER

25—Christine Sinclair, Portland, 2001-02-04-05.

ASSISTS, GAME

5—Kacey White, North Carolina (6) vs. Pepperdine (0), 2005.

ASSISTS, TOURNAMENT

11—Lindsay Tarpley, North Carolina (1 vs. High Point, 4 vs. UNC Greensboro, 3 vs. Purdue, 1 vs. Santa Clara, 2 vs. Connecticut), 2003.

ASSISTS, CAREER

19—Lindsay Tarpley, North Carolina, 2003-04-05-06.

POINTS, GAME

8—Danesha Adams (4 goals, 0 assists), UCLA (5) vs. Virginia (0), 2005.

POINTS, TOURNAMENT

21—Christine Sinclair (10 goals, 1 assist; 2-0 vs. Idaho St., 2-0 vs. Utah, 3-1 vs. Richmond, 1-0 vs. Penn St., 2-0 vs. Santa Clara), Portland, 2002.

POINTS, CAREER

56—Christine Sinclair (25 goals, 6 assists), Portland, 2001-02-04-05.

SAVES, GAME

23—Kathy Brophy, Boston College (2) vs. Massachusetts (3), 1984.

LOWEST GOALS-AGAINST AVERAGE, TOURNAMENT (Min. 3 Games, 50% of team minutes)

0.00—Anne Sherow, North Carolina (vs. William & Mary, California and Massachusetts), 1987; Lori Walker, North Carolina (vs. Hartford, North Carolina St. and Colorado Col.), 1989; Tracy Noonan, North Carolina (vs. Vanderbilt, Santa Clara and Notre Dame), 1995; Jen Renola, Notre Dame (vs. Wisconsin, Connecticut, North Carolina and Portland), 1995; Nicole Barnhart, Stanford (vs. Cal Poly, California, Notre Dame and Portland), 2002; Aly Winget, North Carolina (vs. High Point, UNC Greensboro, Purdue, Santa Clara, UCLA and Connecticut), 2003.

LOWEST GOALS-AGAINST AVERAGE, CAREER (Min. 5 Games)

0.21—Siri Mullinix, North Carolina, 1996-97-98 (3 goals, 15 games [1,281 minutes]).

Team Records

GOALS, GAME

10—Texas A&M vs. Texas St. (0), 2004.

GOALS, TWO TEAMS, GAME

10—North Carolina (9) vs. Duke (1), 1992; Florida (7) vs. North Carolina St. (3), 1996; Texas A&M (10) vs. Texas St. (0), 2004.

SHOTS, GAME

43—North Carolina (9) vs. Hartford (0), 1989.

CORNER KICKS, GAME

19—Nebraska (3) vs. Minnesota (2) (2 ot), 1996.

FOULS, GAME

37—North Carolina St. (1) vs. William & Mary (0) (2 ot), 1995.

GOALS, TOURNAMENT

32—North Carolina (8 vs. High Point, 5 vs. UNC Greensboro, 7 vs. Purdue, 3 vs. Santa Clara, 3 vs. UCLA, 6 vs. Connecticut), 2003.

GOALS PER GAME, TOURNAMENT (Min. 3 Games)

6.33—North Carolina (19 goals in three games), 1992.

LOWEST GOALS-AGAINST AVERAGE, TOURNAMENT (Min. 3 Games)

0.00—North Carolina, 3 games, 1987-89-95; Notre Dame, 4 games, 1995; Stanford, 5 games, 2002; North Carolina, 6 games, 2003.

OVERTIME GAMES, TOURNAMENT

3—Clemson (vs. Vanderbilt, Oklahoma St. and Stanford), 2006.

LARGEST DEFICIT OVERCOME TO WIN

3—Florida (4) vs. Mississippi (3), Nov. 16, 2003.

Won-Lost-Tied Records in Tournament Play

(Note: Beginning in 1985, no third-place game was played. Semifinal losers are credited with third place.)

Team (Years Participated)	Yrs.	Won	Lost	Tied	Pct.	1st	2nd	3rd	4th
Alabama (1998).....	1	0	1	0	.000	0	0	0	0
UAB (2004-06).....	2	1	2	0	.333	0	0	0	0
American (2002).....	1	0	1	0	.000	0	0	0	0
Arizona (2004-05).....	2	2	2	0	.500	0	0	0	0
Arizona St. (2000-02-03).....	3	3	3	0	.500	0	0	0	0
Auburn (2001-02-03-04-06).....	5	3	5	0	.375	0	0	0	0
Barry (1987).....	1	0	1	0	.000	0	0	0	0
Baylor (1998-99).....	2	0	2	0	.000	0	0	0	0
Binghamton (2004).....	1	0	1	0	.000	0	0	0	0
Birmingham So. (2004).....	1	0	1	0	.000	0	0	0	0
Boston College (1982-83-84-85-99-2001-03-04-05-06).....	10	8	10	2	.450	0	0	0	0
Boston U. (2000-01-03-05-06).....	5	2	5	0	.286	0	0	0	0
Bowling Green (2004-05).....	2	0	2	0	.000	0	0	0	0
BYU (1997-98-99-2000-01-02-03-05-06).....	9	7	8	2	.471	0	0	0	0
Brown (1982-83-84-85-86-94).....	6	2	6	0	.250	0	0	0	0
Bucknell (2001-05).....	2	0	2	0	.000	0	0	0	0
California (1983-84-86-87-88-93-98-99-2000-01-02-04-05-06).....	14	11	15	0	.423	0	0	2	1
UC Riverside (2005).....	1	0	0	1	.500	0	0	0	0
UC Santa Barb. (1984-85-86-87-89-90-91).....	7	5	7	0	.417	0	0	0	0
Cal Poly (1999-2000-02-03-04).....	5	1	5	0	.167	0	0	0	0
Cal St. East Bay (1985-86).....	2	0	2	0	.000	0	0	0	0
Cal St. Fullerton (2001-05-06).....	3	3	3	0	.500	0	0	0	0
Campbell (2004).....	1	0	1	0	.000	0	0	0	0
Central Conn. St. (1998-2002-03-04-05).....	5	1	5	0	.167	0	0	0	0
UCF (1982-84-87-88-91-98-99-2001-02-03-04).....	11	8	11	0	.421	0	1	1	0
Charlotte (1998-2002).....	2	1	2	0	.333	0	0	0	0
Cincinnati (1983-86-94-97-2001-02).....	6	3	6	0	.333	0	0	0	0
Clemson (1994-95-96-97-98-99-2000-01-02-03-04-05-06).....	13	8	12	5	.420	0	0	0	0

Team (Years Participated)	Yrs.	Won	Lost	Tied	Pct.	1st	2nd	3rd	4th
Colgate (1997-98-99-2004)	4	1	4	0	.200	0	0	0	0
Colorado (2003-04-05-06)	4	3	4	1	.438	0	0	0	0
Colorado Col. (1984-85-86-87-88-89-90-91-2006)	9	10	9	0	.526	0	2	3	0
Columbia (2006)	1	0	1	0	.000	0	0	0	0
Connecticut (1982-83-84-85-86-87-88-89-90-91-92-93-94-95-96-97-98-99-2000-01-02-03-04-05-06)	25	41	25	1	.619	0	4	2	1
Cortland St. (1982-83-84-85)	4	2	4	0	.333	0	0	0	0
Creighton (2002-04-05)	3	0	3	0	.000	0	0	0	0
Dartmouth (1993-94-96-98-99-2000-01-02-03-05)	10	6	10	0	.375	0	0	0	0
Dayton (1999-2001-02-03-04)	5	3	5	0	.375	0	0	0	0
Denver (2001-02-03-06)	4	1	4	0	.200	0	0	0	0
DePaul (2003)	1	0	1	0	.000	0	0	0	0
Detroit (2004)	1	1	1	0	.500	0	0	0	0
Drake (2006)	1	0	1	0	.000	0	0	0	0
Duke (1992-93-94-95-96-97-99-2000-01-03-04-05-06)	13	11	11	4	.500	0	1	0	0
Eastern Ill. (2001-02-03-04)	4	0	4	0	.000	0	0	0	0
Eastern Mich. (1999)	1	0	1	0	.000	0	0	0	0
Elon (1999)	1	0	1	0	.000	0	0	0	0
Evansville (1998-99-2001)	3	0	3	0	.000	0	0	0	0
Fairfield (1997-98-99-2005)	4	0	4	0	.000	0	0	0	0
Florida (1996-97-98-99-2000-01-03-04-05-06)	10	16	9	1	.635	1	0	1	0
Fla. Atlantic (2005)	1	0	1	0	.000	0	0	0	0
Florida Int'l (1993)	1	0	1	1	.250	0	0	0	0
Florida St. (2000-01-02-03-04-05-06)	7	16	6	2	.708	0	0	3	0
Fresno St. (1999-2005)	2	0	2	0	.000	0	0	0	0
Furman (1999-2000-02-04)	4	0	4	0	.000	0	0	0	0
George Mason (1982-83-84-85-86-88-89-93-94-96-97)	11	13	10	1	.563	1	2	1	0
George Washington (1996)	1	0	1	0	.000	0	0	0	0
Georgia (1997-98-2001-03)	4	3	4	1	.438	0	0	0	0
Gonzaga (2005)	1	0	1	0	.000	0	0	0	0
Grambling (2006)	1	0	1	0	.000	0	0	0	0
Hartford (1989-90-91-92-94-95-97-98-99-2000-01-02-06)	13	9	13	0	.409	0	0	1	0
Harvard (1982-84-94-96-97-98-99-2000-01-04)	10	8	10	0	.444	0	0	0	0
High Point (2003)	1	0	1	0	.000	0	0	0	0
Hofstra (2005)	1	0	1	0	.000	0	0	0	0
Holy Cross (2000)	1	0	1	0	.000	0	0	0	0
Idaho St. (2001-02-03-06)	4	0	4	1	.100	0	0	0	0
Illinois (2000-01-03-04-05-06)	6	7	6	0	.538	0	0	0	0
Illinois St. (2003)	1	0	1	0	.000	0	0	0	0
Indiana (1996-98)	2	1	2	0	.333	0	0	0	0
Iowa St. (2005)	1	0	1	0	.000	0	0	0	0
Jacksonville (2000-06)	2	0	2	0	.000	0	0	0	0
James Madison (1995-96-97-98-99-2002-04)	7	5	7	0	.417	0	0	0	0
Kansas (2001-03-04)	3	3	3	0	.500	0	0	0	0
Keene St. (1983)	1	0	1	0	.000	0	0	0	0
Kentucky (1995-96-98-99-2001-02-06)	7	0	7	0	.000	0	0	0	0
Liberty (2000-01-05)	3	0	3	0	.000	0	0	0	0
Long Island (1999-2006)	2	0	2	0	.000	0	0	0	0
Louisville (2006)	1	0	0	1	.500	0	0	0	0
Loyola (Ill.) (2003-06)	2	0	2	0	.000	0	0	0	0
Loyola (Md.) (2001-02-03-04)	4	0	4	0	.000	0	0	0	0
Loyola Marymount (2002-06)	2	0	2	0	.000	0	0	0	0
Marquette (1999-2000-01-02-05-06)	6	5	5	1	.500	0	0	0	0
Maryland (1995-96-97-98-99-2001-02-03-04)	9	8	8	1	.500	0	0	0	0
Massachusetts (1982-83-84-85-86-87-88-89-91-92-93-94-95-96-97)	15	17	15	0	.531	0	1	5	0
McNeese St. (2006)	1	0	1	0	.000	0	0	0	0
Miami (Fla.) (2001)	1	0	1	0	.000	0	0	0	0
Miami (Ohio) (2000-01-02)	3	2	3	0	.400	0	0	0	0
Michigan (1997-98-99-2000-01-02-03-04-06)	9	9	8	1	.528	0	0	0	0
Michigan St. (2002-05)	2	1	2	0	.333	0	0	0	0
Minnesota (1995-96-97-98-99)	5	3	5	0	.375	0	0	0	0
Mississippi (2002-03-05)	3	1	3	0	.250	0	0	0	0
Mississippi Val. (2005)	1	0	1	0	.000	0	0	0	0
Missouri (1999-2003)	2	1	2	0	.333	0	0	0	0
Mo.-St. Louis (1982-83)	2	1	3	0	.250	0	0	0	1
Missouri St. (2000)	1	0	1	0	.000	0	0	0	0
Montana (1999-2000)	2	1	2	0	.333	0	0	0	0
Navy (2003-06)	2	0	2	1	.167	0	0	0	0
Nebraska (1996-97-98-99-2000-01-02-03-04-05)	10	15	9	1	.620	0	0	0	0
Nevada (2006)	1	0	1	0	.000	0	0	0	0
UNLV (2004-05-06)	3	0	3	0	.000	0	0	0	0
Niagara (2006)	1	0	1	0	.000	0	0	0	0
North Carolina (1982-83-84-85-86-87-88-89-90-91-92-93-94-95-96-97-98-99-2000-01-02-03-04-05-06)	25	92	6	1	.934	18	3	2	0
UNC Asheville (2006)	1	0	1	0	.000	0	0	0	0
UNC Greensboro (1996-97-98-2000-01-03-06)	7	3	7	0	.300	0	0	0	0
North Carolina St. (1985-86-87-88-89-90-91-92-94-95-96)	11	10	11	1	.477	0	1	1	0
North Texas (2004-05)	2	0	2	0	.000	0	0	0	0
Northwestern (1996-98)	2	2	2	0	.500	0	0	0	0
Northwestern St. (2002-05)	2	0	2	0	.000	0	0	0	0
Notre Dame (1993-94-95-96-97-98-99-2000-01-02-03-04-05-06)	14	39	12	2	.755	2	4	2	0
Oakland (2001-02-03-06)	4	0	4	0	.000	0	0	0	0
Ohio St. (2002-03-04)	3	4	3	0	.571	0	0	0	0
Oklahoma (2003)	1	0	1	0	.000	0	0	0	0
Oklahoma St. (2003-06)	2	1	1	1	.500	0	0	0	0

Team (Years Participated)	Yrs.	Won	Lost	Tied	Pct.	1st	2nd	3rd	4th
Old Dominion (2006)	1	0	1	0	.000	0	0	0	0
Oral Roberts (2004)	1	0	1	0	.000	0	0	0	0
Oregon St. (1994)	1	0	1	0	.000	0	0	0	0
Pacific (1998)	1	1	1	0	.500	0	0	0	0
Penn (1999-2001)	2	0	2	0	.000	0	0	0	0
Penn St. (1995-96-97-98-99-2000-01-02-03-04-05-06)	12	27	11	1	.705	0	0	3	0
Pepperdine (2001-02-03-04-05)	5	6	5	0	.545	0	0	0	0
Portland (1992-93-94-95-96-97-98-2000-01-02-03-04-05-06)	14	37	11	3	.754	2	1	5	0
Princeton (1982-83-99-2000-01-02-03-04)	8	6	8	0	.429	0	0	1	0
Providence (1993)	1	0	1	0	.000	0	0	0	0
Purdue (2002-03-05-06)	4	2	3	2	.429	0	0	0	0
Quinnipiac (2000)	1	0	1	0	.000	0	0	0	0
Radford (1985-98-2002)	3	0	3	0	.000	0	0	0	0
Rhode Island (2002)	1	1	1	0	.500	0	0	0	0
Rice (2004-05)	2	0	2	0	.000	0	0	0	0
Richmond (2000-02)	2	3	2	0	.600	0	0	0	0
Rochester (1982)	1	0	1	0	.000	0	0	0	0
Rutgers (1987-2001-03-06)	4	3	3	2	.500	0	0	0	0
Sacred Heart (2001)	1	0	1	0	.000	0	0	0	0
St. Louis (2005-06)	2	2	2	0	.500	0	0	0	0
St. Mary's (Cal.) (1988-94-2001)	3	2	3	0	.400	0	0	0	0
Samford (2005)	1	0	1	1	.250	0	0	0	0
San Diego (1996-99-2000-01-02-03-04)	7	3	7	0	.300	0	0	0	0
San Diego St. (1998-99)	2	1	2	0	.333	0	0	0	0
San Jose St. (2000)	1	0	1	0	.000	0	0	0	0
Santa Clara (1989-90-91-92-93-94-95-96-97-98-99-2000-01-02-03-04-05-06)	18	40	17	1	.698	1	1	8	0
South Carolina (1998)	1	0	1	0	.000	0	0	0	0
Southeast Mo. St. (2006)	1	0	1	0	.000	0	0	0	0
Southern California (1998-99-2000-01-02-03-05-06)	8	5	8	0	.385	0	0	0	0
SMU (1990-92-93-95-97-99-2001-02-03-04-05-06)	12	9	11	1	.452	0	0	1	0
Stanford (1990-91-92-93-94-95-96-98-99-2000-01-02-03-04-05-06)	16	14	14	3	.500	0	0	1	0
Stephen F. Austin (2003)	1	0	1	0	.000	0	0	0	0
Syracuse (1998-2001)	2	2	2	0	.500	0	0	0	0
Tennessee (2001-02-03-04-05-06)	6	8	5	2	.600	0	0	0	0
Texas (2001-02-03-04-05-06)	6	3	6	1	.350	0	0	0	0
UTEP (2005)	1	1	1	0	.500	0	0	0	0
Texas A&M (1995-96-97-98-99-2000-01-02-03-04-05-06)	12	18	12	1	.597	0	0	0	0
Texas St. (2001-04)	2	0	2	0	.000	0	0	0	0
Toledo (2006)	1	0	1	0	.000	0	0	0	0
UCLA (1995-97-98-99-2000-01-02-03-04-05-06)	11	30	10	1	.744	0	3	2	0
Utah (2002-03-04-05-06)	5	2	4	1	.357	0	0	0	0
Valparaiso (2005)	1	0	1	0	.000	0	0	0	0
Vanderbilt (1994-95-96-97-98-2005-06)	7	4	5	2	.455	0	0	0	0
Vermont (1984)	1	0	1	0	.000	0	0	0	0
Villanova (2001-02-03-04-06)	5	4	4	2	.500	0	0	0	0
Virginia (1987-88-89-90-91-92-94-95-96-97-98-99-2000-01-02-03-04-05-06)	19	15	17	3	.471	0	0	1	0
VCU (2004-05)	2	1	2	0	.333	0	0	0	0
Virginia Tech (2004)	1	0	1	0	.000	0	0	0	0
Wake Forest (1996-97-98-99-2000-01-02-03-04-05-06)	11	5	10	1	.344	0	0	0	0
Washington (1994-95-96-98-2000-01-03-04)	8	7	7	1	.500	0	0	0	0
Washington St. (1994-2000-02)	3	1	3	0	.250	0	0	0	0
Weber St. (2004-05)	2	0	2	1	.167	0	0	0	0
West Virginia (2000-01-02-03-04-05-06)	7	5	7	0	.417	0	0	0	0
Western Caro. (2005)	1	0	1	0	.000	0	0	0	0
Western Mich. (2003)	1	1	1	0	.500	0	0	0	0
William & Mary (1984-85-86-87-88-89-90-92-93-94-95-96-97-98-99-2000-01-02-03-04-06)	21	9	19	2	.333	0	0	0	0
Wisconsin (1985-88-89-90-91-93-94-95-96-98-2000-02-04-05)	14	11	14	0	.440	0	1	1	0
Wis.-Milwaukee (1997-2001-02-05-06)	5	0	5	2	.143	0	0	0	0
Wright St. (1998-99-2000)	3	0	3	0	.000	0	0	0	0
Xavier (1998-2000)	2	0	2	0	.000	0	0	0	0
Yale (2002-04-05)	3	3	3	0	.500	0	0	0	0

All-Time College Cup Appearances

No.	School	Year(s)	Record in Semis	Record in Finals
23	North Carolina	1982-2003, '06	21-2	18-3
10	Santa Clara	1989, '90, '92, 1996-99, 2001, '02, '04	2-8	1-1
8	Notre Dame	1994-97, '99, 2000, '04, '06	6-2	2-4
8	Portland	1994-96, '98, 2000-02, '05	3-5	2-1
7	Connecticut	1982-84, '90, '94, '97, '03	4-3	0-4
6	Massachusetts	1983-87, '93	1-5	0-1
5	Colorado Col.	1985, '86, '89, '90, '91	2-3	0-2
5	UCLA	2000, '03-'06	3-2	0-3
4	George Mason	1983, '85, '86, '93	3-1	1-2
3	California	1984, '87, '88	0-3	
3	Florida St.	2003, '05-'06	0-3	
3	Penn St.	1999, 2002, '05	0-3	
2	UCF	1982, '87	1-1	0-1
2	Florida	1998, 2001	1-1	1-0
2	North Carolina St.	1988-89	1-1	0-1
2	Wisconsin	1988, '91	1-1	0-1

No.	School	Year(s)	Record in Semis	Record in Finals
1	Duke	1992	1-0	0-1
1	Hartford	1992	0-1	
1	Mo.-St. Louis	1982	0-1	
1	Princeton	2004	0-1	
1	SMU	1995	0-1	
1	Stanford	1993	0-1	
1	Virginia	1991	0-1	

All-Time Results

1982 First Round: Cortland St. 2, Boston College 0; Massachusetts 3, Rochester 1; Princeton 1, George Mason 0; Harvard 3, Brown 1 (2 ot). **Second Round:** Connecticut 2, Cortland St. 0 (2 ot); UCF 2, Massachusetts 1; North Carolina 4, Princeton 0; Mo.-St. Louis 2, Harvard 1. **Semifinals:** UCF 3, Connecticut 1; North Carolina 2, Mo.-St. Louis 1. **Third Place:** Connecticut 2, Mo.-St. Louis 1. **Championship:** North Carolina 2, UCF 0.

1983 First Round: Boston College 2, Princeton 0; George Mason 6, Mo.-St. Louis 2; Brown 1, Keene St. 0; California 5, Cincinnati 0. **Second Round:** Connecticut 2, Boston College 0; George Mason 2, Cortland St. 1; Massachusetts 1, Brown 0; North Carolina 5, California 2. **Semifinals:** George Mason 1, Connecticut 0; North Carolina 2, Massachusetts 0. **Third Place:** Massachusetts 1, Connecticut 0. **Championship:** North Carolina 4, George Mason 0.

1984 First Round: Connecticut 3, Cortland St. 0; Harvard 2, Vermont 1; Massachusetts 3, Boston College 2 (2ot); Colorado Col. 2, George Mason 1; California 2, UC Santa Barb. 0; UCF 3, William & Mary 1. **Second Round:** Connecticut 1, Brown 0; Massachusetts 1, Harvard 0; California 1, Colorado Col. 0 (2 ot, penalty kicks); North Carolina 4, UCF 1. **Semifinals:** Connecticut 2, Massachusetts 1 (2 ot); North Carolina 2, California 1 (2 ot). **Third Place:** Massachusetts 4, California 1. **Championship:** North Carolina 2, Connecticut 0.

1985 First Round: Boston College 3, Brown 2 (2 ot); George Mason 3, William & Mary 2 (2 ot, penalty kicks); Cortland St. 2, Connecticut 1; North Carolina St. 1, Radford 0 (2 ot, penalty kicks); Colorado Col. 1, Wisconsin 0; UC Santa Barb. 4, Cal St. East Bay 3 (2 ot, penalty kicks). **Second Round:** Massachusetts 3, Boston College 0; George Mason 1, Cortland St. 0; North Carolina 4, North Carolina St. 2; Colorado Col. 3, UC Santa Barb. 0. **Semifinals:** George Mason 3, Massachusetts 0; North Carolina 3, Colorado Col. 2. **Championship:** George Mason 2, North Carolina 0.

1986 First Round: UC Santa Barb. 1, Cincinnati 0; North Carolina St. 1, William & Mary 0; California 2, Cal St. East Bay 0; Connecticut 5, Brown 0. **Second Round:** North Carolina 8, UC Santa Barb. 0; George Mason 1, North Carolina St. 0 (2 ot, penalty kicks); Colorado Col. 1, California 0; Massachusetts 1, Connecticut 0 (2 ot, penalty kicks). **Semifinals:** North Carolina 3, George Mason 2 (2 ot); Colorado Col. 1, Massachusetts 0 (2 ot, penalty kicks). **Championship:** North Carolina 2, Colorado Col. 0.

1987 First Round: William & Mary 1, Virginia 0; UC Santa Barb. 1, Colorado Col. 0 (2 ot); UCF 3, Barry 0; Connecticut 1, Rutgers 0. **Second Round:** North Carolina 2, William & Mary 0; California 3, UC Santa Barb. 0; UCF 3, North Carolina St. 0; Massachusetts 3, Connecticut 1. **Semifinals:** North Carolina 4, California 0; Massachusetts 2, UCF 1. **Championship:** North Carolina 1, Massachusetts 0.

1988 First Round: UCF 2, Virginia 0; Wisconsin 1, Connecticut 0 (2 ot, penalty kicks); California 2, St. Mary's (Cal.) 0; George Mason 1, William & Mary 0. **Second Round:** North Carolina 2, UCF 1; Wisconsin 2, Massachusetts 1; California 2, Colorado Col. 1 (2 ot); North Carolina St. 1, George Mason 0 (2 ot). **Semifinals:** North Carolina 3, Wisconsin 0; North Carolina St. 1, California 0. **Championship:** North Carolina 4, North Carolina St. 1.

1989 First Round: Hartford 3, Connecticut 2 (2 ot, penalty kicks); North Carolina St. 3, George Mason 0; UC Santa Barb. 1, Wisconsin 0; Massachusetts 2, Virginia 1. **Second Round:** North Carolina 9, Hartford 0; North Carolina St. 2, William & Mary 1; Santa Clara 2, UC Santa Barb. 0; Colorado Col. 5, Massachusetts 2. **Semifinals:** North Carolina 2, North Carolina St. 0; Colorado Col. 2, Santa Clara 0. **Championship:** North Carolina 2, Colorado Col. 0.

1990 First Round: North Carolina St. 2, William & Mary 0; Colorado Col. 3, SMU 1; UC Santa Barb. 1, Stanford 0; Connecticut 2, Hartford 1. **Second Round:** North Carolina 4, North Carolina St. 3 (2 ot); Colorado Col. 2, Wisconsin 1; Santa Clara 2, UC Santa Barb. 0; Connecticut 1, Virginia 0. **Semifinals:** North Carolina 2, Colorado Col. 1; Connecticut 2, Santa Clara 1 (2 ot, penalty kicks). **Championship:** North Carolina 6, Connecticut 0.

1991 First Round: North Carolina St. 4, UCF 0; Connecticut 1, Massachusetts 0; Hartford 4, UC Santa Barb. 0; Stanford 2, Santa Clara 1 (2 ot). **Second Round:** North Carolina 4, North Carolina St. 1; Virginia 2, Connecticut 0; Wisconsin 1, Hartford 0; Colorado Col. 1, Stanford 0 (3 ot). **Semifinals:** North Carolina 5, Virginia 1; Wisconsin 1, Colorado Col. 0. **Championship:** North Carolina 3, Wisconsin 1.

1992 First Round: William & Mary 1, North Carolina St. 0; Stanford 5, Portland 2; Massachusetts 2, Connecticut 1 (2 ot); Duke 1, SMU 0. **Second Round:** North Carolina 7, William & Mary 0; Santa Clara 2, Stanford 0; Hartford 2, Massachusetts 1; Duke 2, Virginia 0. **Semifinals:** North Carolina 3, Santa Clara 0; Duke 1, Hartford 0. **Championship:** North Carolina 9, Duke 1.

1993 Regionals: North Carolina 4, SMU 1; Florida Int'l* 1, Duke 1 (2 ot); North Carolina 3, Florida Int'l 0; Connecticut 3, Dartmouth 1; Massachusetts 5, Providence 0; Massachusetts 1, Connecticut 0; George Mason 2, Notre Dame 1; Wisconsin 1, William & Mary 0; George Mason 3, Wisconsin 1; Portland 2, Santa Clara 0; Stanford 2, California 0; Stanford 1, Portland 0. **Semifinals:** North Carolina 4, Massachusetts 1; George Mason* 1, Stanford 1 (4 ot). **Championship:** North Carolina 6, George Mason 0.

**Advanced on penalty kicks.*

1994 First Round: George Mason 3, Virginia 0; Washington St. 3, Wisconsin 1; St. Mary's (Cal.) 2, Santa Clara 0; Washington 3, Oregon St. 0; Brown 2, Dartmouth 1; Massachusetts 3, Harvard 0; Vanderbilt 3, Cincinnati 2 (3 ot); North Carolina St.* 1, Clemson 1 (4 ot). **Regionals:** Notre Dame 3, George Mason 1; William & Mary 4, Washington St. 0; Notre Dame 2, William & Mary 1; Portland 6, St. Mary's (Cal.) 0; Stanford* 0, Washington 0 (2 ot); Portland 2, Stanford 1 (3 ot); Connecticut 1, Brown 0; Hartford 2, Massachusetts 0; Connecticut 2, Hartford 1 (3 ot); Duke 2, Vanderbilt 1; North Carolina 4, North Carolina St. 2; North Carolina 3, Duke 1. **Semifinals:** Notre Dame 1, Portland 0; North Carolina 3, Connecticut 0. **Championship:** North Carolina 5, Notre Dame 0.

**Advanced on penalty kicks.*

1995 First Round: Vanderbilt 2, Kentucky 0; Santa Clara 3, Stanford 2 (4 ot); Massachusetts 2, Hartford 1 (2 ot); Wisconsin 1, Minnesota 0; Texas A&M 4, Clemson 1; North Carolina St. 1, William & Mary 0 (2 ot); James Madison 2, Penn St. 1; Washington 2, UCLA 1. **Second Round:** North Carolina 4, Vanderbilt 0; Santa Clara 1, Virginia 0; Connecticut 3, Massachusetts 0; Notre Dame 5, Wisconsin 0; SMU 2, Texas A&M 1; North Carolina St. 2, Duke 1 (3 ot); Maryland 6, James Madison 1; Portland 1, Washington 0. **Third Round:** North Carolina 2, Santa Clara 0; Notre Dame 2, Connecticut 0; SMU 4, North Carolina St. 3; Portland 1, Maryland 0. **Semifinals:** Notre Dame 1, North Carolina 0; Portland 4, SMU 2. **Championship:** Notre Dame 1, Portland 0 (3 ot).

1996 First Round: North Carolina 5, William & Mary 0; James Madison 3, UNC Greensboro 1; Wake Forest 2, Clemson 1; Florida 7, North Carolina St. 3; Santa Clara 3, Stanford 2; Penn St. 2, George Mason 0; Massachusetts 2, Harvard 1 (3 ot); Connecticut 1, Dartmouth 0; Portland 1, Washington 0; Vanderbilt 2, Kentucky 1 (3 ot); Duke 1, Virginia 0; Nebraska 3, Minnesota 2 (4 ot); San Diego 5, Texas A&M 3; Maryland 2, George Washington 0; Wisconsin 1, Northwestern 0; Notre Dame 8, Indiana 1. **Second Round:** North Carolina 5, James Madison 0; Florida 5, Wake Forest 0; Santa Clara 3, Penn St. 1; Connecticut 2, Massachusetts 0; Portland 3, Vanderbilt 1 (2 ot); Nebraska 3, Duke 0; Maryland 1, San Diego 0; Notre Dame 5, Wisconsin 0. **Third Round:** North Carolina 9, Florida 0; Santa Clara 1, Connecticut 0; Portland 1, Nebraska 0; Notre Dame 2, Maryland 0. **Semifinals:** North Carolina 2, Santa Clara 1; Notre Dame 3, Portland 2. **Championship:** North Carolina 1, Notre Dame 0 (2 ot).

1997 First Round: North Carolina 6, Wake Forest 0; Florida 3, Vanderbilt 2; Harvard 2, Massachusetts 0; George Mason 2, Maryland 1; UNC Greensboro 3, Duke 1 (2 ot); Clemson 1, Georgia 0; Minnesota 2, Wis.-Milwaukee 1; Santa Clara 1, BYU 0; Connecticut 3, Fairfield 0; Hartford 4, Colgate 0; William & Mary 3, Penn St. 2 (2 ot); Virginia 3, James Madison 1; UCLA 1, Portland 0; SMU 1, Texas A&M 0; Nebraska 5, Michigan 1; Notre Dame 7, Cincinnati 1. **Second Round:** North Carolina 5, Florida 0; Harvard 2, George Mason 1 (3 ot); Clemson 5, UNC Greensboro 0; Santa Clara 5, Minnesota 1; Connecticut 2, Hartford 1 (2 ot); William & Mary 1, Virginia 0; UCLA 3,

SMU 2; Notre Dame 6, Nebraska 0. **Third Round:** North Carolina 1, Harvard 0; Santa Clara 3, Clemson 0; Connecticut 4, William & Mary 0; Notre Dame 8, UCLA 0. **Semifinals:** North Carolina 2, Santa Clara 1; Connecticut 2, Notre Dame 1. **Championship:** North Carolina 2, Connecticut 0.

1998 First Round: Charlotte 2, South Carolina 0; Maryland 4, Fairfield 3; Georgia 5, Wake Forest 2; Wisconsin 2, UCF 0; Minnesota 6, Kentucky 0; Southern California 2, Washington 1 (2 ot); Texas A&M 3, Alabama 1; Michigan 4, Xavier 2; Pacific 2, California 1; BYU 6, Stanford 1; Harvard 4, Central Conn. St. 1; Syracuse 4, Colgate 1; Indiana 3, Wright St. 1; Vanderbilt 5, UNC Greensboro 1; Northwestern 2, Evansville 1 (2 ot); James Madison 4, Radford 0. **Second Round:** North Carolina 6, Charlotte 0; William & Mary 2, Maryland 0; Georgia* 2, Virginia 2 (4 ot); Dartmouth 1, Wisconsin 0; Portland 3, Minnesota 0; San Diego St. 1, Southern California 0 (3 ot); Nebraska 7, Texas A&M 0; Notre Dame 3, Michigan 0; Santa Clara 5, Pacific 0; BYU 2, UCLA 0; Hartford 3, Harvard 0; Connecticut 2, Syracuse 1; Penn St. 2, Indiana 1; Clemson 2, Vanderbilt 0; Northwestern 5, Baylor 4; Florida 5, James Madison 1. **Third Round:** North Carolina 3, William & Mary 0; Dartmouth 2, Georgia 1; Portland 5, San Diego St. 0; Notre Dame 2, Nebraska 1; Santa Clara 3, BYU 0; Connecticut 2, Hartford 1; Penn St. 1, Clemson 0; Florida 1, Northwestern 0. **Quarterfinals:** North Carolina 3, Dartmouth 0; Portland 2, Notre Dame 1; Santa Clara 1, Connecticut 0; Florida 3, Penn St. 1. **Semifinals:** North Carolina 1, Portland 0 (4 ot); Florida 1, Santa Clara 0. **Championship:** Florida 1, North Carolina 0.

**Advanced on penalty kicks.*

1999 First Round: BYU 2, California 0; San Diego 2, San Diego St. 1; Dartmouth 3, Colgate 0; Boston College 4, Fairfield 1; Dayton 3, Evansville 2; Cal Poly 2, Fresno St. 1; Texas A&M 2, Montana 1; Minnesota 2, Eastern Mich. 0; Hartford 2, Princeton 1; James Madison 1, Penn 0; SMU 4, Baylor 0; Maryland 6, Long Island 0; Marquette 3, Missouri 2 (4 ot); Michigan 5, Wright St. 0; Duke 3, Elon 1; Furman 0. **Second Round:** Santa Clara 2, BYU 0; UCLA 2, San Diego 1 (ot); Connecticut 3, Dartmouth 0; Boston College 1, Harvard 0; Notre Dame 5, Dayton 1; Stanford 3, Cal Poly 1; Texas A&M 3, Kentucky 2 (ot); Nebraska 5, Minnesota 0; Hartford 1, Florida 0; Virginia 3, James Madison 1; SMU 1, Southern California 0 (2 ot); Penn St. 3, Maryland 2; Clemson 1, Marquette 0; Wake Forest 1, Michigan 0; William & Mary 3, Duke 0; North Carolina 8, UCF 0. **Third Round:** Santa Clara 7, UCLA 0; Connecticut 5, Boston College 0; Notre Dame 1, Stanford 0; Nebraska 1, Texas A&M 0; Hartford 3, Virginia 2 (3 ot); Penn St. 5, SMU 0; Clemson* 0, Wake Forest 0 (4 ot); North Carolina 5, William & Mary 1. **Quarterfinals:** Santa Clara 3, Connecticut 0; Notre Dame* 1, Nebraska 1 (4 ot); Penn St. 2, Hartford 0; North Carolina 3, Clemson 0. **Semifinals:** Notre Dame 1, Santa Clara 0; North Carolina 2, Penn St. 0. **Championship:** North Carolina 2, Notre Dame 0.

**Advanced on penalty kicks.*

2000 First Round: Michigan 4, Miami (Ohio) 3 (2 ot); Harvard 2, Quinnipiac 1; Stanford 4, San Jose St. 1; Santa Clara 3, Cal Poly 1; Wake Forest 6, Liberty 1; UNC Greensboro 3, William & Mary 2 (2 ot); Wisconsin 1, Princeton 0 (2 ot); Richmond 5, West Virginia 1; Duke 3, Furman 1; Florida St. 4, Jacksonville 1; Marquette 2, Wright St. 1 (2 ot); Southern California 2, San Diego 1; Illinois 2, Xavier 0; Boston U. 1, Holy Cross 0; Arizona St. 2, Missouri St. 0; Montana 1, Washington St. 0. **Second Round:** Notre Dame 3, Michigan 1; Harvard 3, Hartford 0; BYU 5, Stanford 0; Santa Clara 2, California 0; North Carolina 5, Wake Forest 0; Virginia 6, UNC Greensboro 1; Connecticut 1, Wisconsin 0; Nebraska 4, Richmond 0; Clemson 2, Duke 1 (ot); Florida St. 2, Florida 1; Texas A&M 4, Marquette 0; UCLA 3, Southern California 0; Penn St. 1, Illinois 0 (ot); Dartmouth 4, Boston U. 1; Portland 3, Arizona St. 1; Washington 5, Montana 0. **Third Round:** Notre Dame 2, Harvard 0; Santa Clara 2, BYU 1 (ot); North Carolina 2, Virginia 1; Connecticut 1, Nebraska 0; Clemson 2, Florida St. 0; UCLA 4, Texas A&M 0; Penn St. 4, Dartmouth 0; Portland 1, Washington 0. **Quarterfinals:** Notre Dame 2, Santa Clara 1 (ot); North Carolina 3, Connecticut 0; UCLA 2, Clemson 1; Portland 1, Penn St. 0 (ot). **Semifinals:** North Carolina 2, Notre Dame 1; UCLA 1, Portland 0. **Championship:** North Carolina 2, UCLA 1.

2001 First Round: North Carolina 3, UNC Greensboro 0; Duke* 1, Tennessee 1 (4 ot); Rutgers 4, Boston U. 1; Princeton 3, Loyola (Md.) 1; Penn St. 3, Bucknell 1; Villanova 2, Penn 0; Harvard 1, Hartford 0 (4 ot); Connecticut 3, Sacred Heart 0; Stanford 2, Denver 0; St. Mary's (Cal.) 3, California 2; SMU 2, Texas 1; Texas A&M 3, Texas St. 0; Nebraska 5, Boston College 0; BYU 1, Kansas 0; Washington 2, San Diego 0; Portland 5, Idaho St. 0; UCLA 3, Cal St. Fullerton 0; Pepperdine 1, Southern California 0; Dayton 1, Maryland 0; Miami (Ohio) 1, West Virginia 0; Clemson 1, Kentucky 0 (ot); Florida St. 1, Auburn 0; Georgia 5, Miami (Fla.) 2; Florida 4, UCF 0; Notre Dame 2, Eastern Ill. 0; Cincinnati 3, Oakland 2; William & Mary 2, Wake Forest 1 (2 ot); Virginia 3, Liberty 0; Dartmouth 1, Wis.-Milwaukee 0 (2 ot); Michigan 1, Marquette 0; Syracuse 1, Illinois 0; Santa Clara 3, Evansville 0. **Second Round:** North Carolina 2, Duke 0; Rutgers 1, Princeton 0; Penn St. 3, Villanova 0; Connecticut 1, Harvard 0; Stanford 3, St. Mary's (Cal.) 1; Texas A&M 2, SMU 1 (ot); Nebraska 3, BYU 0; Portland 2, Washington 0; UCLA 2, Pepperdine 1; Dayton 2, Miami (Ohio) 0; Clemson 1, Florida St. 0; Florida 3, Georgia 0; Cincinnati 3, Notre Dame 2; Virginia 4, William & Mary 1; Dartmouth 1, Michigan 0; Santa Clara 4, Syracuse 1. **Third Round:** North Carolina 2, Rutgers 1; Penn St. 2, Connecticut 0; Texas A&M 1, Stanford 0; Portland 4, Nebraska 0; UCLA 3, Dayton 1; Florida 3, Clemson 1; Virginia 4, Cincinnati 0; Santa Clara 2, Dartmouth 0. **Quarterfinals:** North Carolina 2, Penn St. 1; Portland 4, Texas A&M 1; Florida 1, UCLA 0 (2 ot); Santa Clara 3, Virginia 2. **Semifinals:** North Carolina 2, Portland 1; Santa Clara 3, Florida 2 (ot). **Championship:** Santa Clara 1, North Carolina 0.

*Advanced on penalty kicks.

2002 First Round: Stanford 4, Cal Poly 0; California 2, Denver 0; Notre Dame 3, Ohio St. 1; Purdue* 1, Eastern Ill. 1 (2 ot, pk); James Madison 1, Charlotte 0; Richmond 1, Clemson 0; Utah 3, BYU 2 (ot); Portland 3, Idaho St. 0; West Virginia 3, Loyola (Md.) 0; Virginia 3, Dayton 2; Penn St. 2, Princeton 0; Maryland 1, American 0; Auburn 2, UCF 0; Florida St. 2, Mississippi 0; Rhode Island 2, Dartmouth 1 (2 ot); Connecticut 2, Central Conn. St. 0; Pepperdine 2, Wis.-Milwaukee 0; Wisconsin 3, Marquette 2; Miami (Ohio) 2, Michigan St. 1; Michigan 1, Oakland 0; Yale* 0, Villanova 0 (2 ot, pk); Nebraska 2, Hartford 0; Arizona St. 2, Washington St. 1; Santa Clara 5, Creighton 1; UCLA 4, Loyola Marymount 0; Southern California 1, San Diego 0 (ot); SMU 2, Texas 1; Texas A&M 8, Northwestern St. 0; Tennessee 5, Furman 0; Cincinnati 1, Kentucky 0; Wake Forest 2, William & Mary 0; North Carolina 6, Radford 1. **Second Round:** Stanford 1, California 0 (ot); Notre Dame 3, Purdue 1; Richmond 1, James Madison 0; Portland 3, Utah 0; Virginia 1, West Virginia 0; Penn St. 2, Maryland 1; Florida St. 2, Auburn 1; Connecticut 2, Rhode Island 1 (ot); Pepperdine 2, Wisconsin 1 (ot); Michigan 4, Miami (Ohio) 0; Nebraska 1, Yale 0; Santa Clara 5, Arizona St. 1; UCLA 1, Southern California 0 (2 ot); Texas A&M* 1, SMU 1 (2 ot, pk); Tennessee 2, Cincinnati 1; North Carolina 3, Wake Forest 1. **Third Round:** Stanford 1, Notre Dame 0; Portland 4, Richmond 0; Penn St. 3, Virginia 0; Connecticut 1, Florida St. 0; Michigan 2, Pepperdine 0; Santa Clara 3, Nebraska 2; Texas A&M* 0, UCLA 0 (2 ot, pk); North Carolina 3, Tennessee 1. **Quarterfinals:** Portland* 0, Stanford 0 (2 ot, pk); Penn St. 2, Connecticut 1; Santa Clara 3, Michigan 1; North Carolina 3, Texas A&M 0. **Semifinals:** Portland 2, Penn St. 0; Santa Clara 2, North Carolina 1. **Championship:** Portland 2, Santa Clara 1 (2 ot).

*Advanced on penalty kicks.

2003 First Round: North Carolina 8, High Point 0; UNC Greensboro 2, Wake Forest 1; Purdue 2, DePaul 1; Western Mich. 2, Illinois 0; Santa Clara 1, Stanford 0; Arizona St. 3, Cal Poly 1; Nebraska 2, Washington 1; Portland 1, Denver 0; Penn St. 5, Navy 1; Rutgers* 1, Maryland 1 (2 ot, pk); Texas A&M* 1, SMU 1 (2 ot, pk); Duke 3, Stephen F. Austin 0; Kansas 3, Illinois St. 1; Missouri 1, Eastern Ill. 0; Pepperdine 1, Southern California 0; UCLA 2, San Diego 0; Florida 3, UCF 2 (2 ot); Mississippi 1, Texas 0; Georgia 2, Clemson 1; Tennessee 1, Oklahoma 0; Florida St. 5, Dartmouth 0; Auburn 1, Oklahoma St. 0; Ohio St. 3, Dayton 0; West Virginia 4, Loyola (Md.) 2; Virginia* 1, William & Mary 1 (2 ot, pk); Villanova 2, Princeton 1; Idaho St.* 0, Utah 0 (2 ot, pk); BYU 2, Colorado 0; Central Conn. St. 1, Boston College 0; Connecticut 1, Boston U. 0; Michigan 1, Oakland 0; Notre Dame 5, Loyola (Ill.) 0. **Second Round:** North Carolina 5, UNC Greensboro 0; Purdue 3, Western Mich. 2; Santa Clara 1, Arizona St. 0; Portland 4, Nebraska 1; Penn St. 3, Rutgers 1; Texas A&M 2, Duke 1; Kansas 2, Missouri 0; UCLA 2, Pepperdine 0; Florida 4, Mississippi 3 (2 ot); Tennessee 1, Georgia 0; Florida St. 2, Auburn 1; West Virginia 3, Ohio St. 0; Villanova* 0, Virginia 0 (2 ot, pk); BYU 2, Idaho St. 0; Connecticut 3, Central Conn. St. 2 (2 ot); Michigan 1, Notre Dame 0. **Third Round:** North Carolina 7, Purdue 0; Santa Clara* 0, Portland 0 (2 ot, pk); Penn St. 3, Texas A&M 0; UCLA 1, Kansas 0; Florida 1, Tennessee 0; Florida St. 3, West Virginia 2 (2 ot); BYU* 0, Villanova 0 (2 ot, pk); Connecticut 5, Michigan 0. **Quarterfinals:** North Carolina 3, Santa Clara 0; UCLA 4, Penn St. 2, Florida 1; Georgia 1, Connecticut 3, BYU 1. **Semifinals:** North Carolina 3, UCLA 0; Connecticut 2, Florida St. 0. **Championship:** North Carolina 6, Connecticut 0.

*Advanced on penalty kicks.

2004 First Round: North Carolina 6, Campbell 0; William & Mary 2, Virginia Tech 1; Stanford 2, Cal Poly 0; Santa Clara 2, California 1; Texas A&M 10, Texas St. 0; Illinois 2, Rice 0; Nebraska 3, Oral Roberts 0; Kansas 3, Creighton 1; Portland 3, Weber St. 0; Colorado 3, Utah 0; West Virginia 2, SMU 1; Texas 3, North Texas 0; Colgate 1, Arizona 0; Connecticut 2, Harvard 1; Wisconsin 2, Dayton 1 (ot); Notre Dame 4, Eastern Ill. 0; Virginia 6, James Madison 0; Duke 2, VCU 1; San Diego 1, UNLV 0 (2 ot); UCLA 1, Pepperdine 0; Tennessee 2, Furman 0; UAB 2, Wake Forest 0; Detroit 3, Michigan 2; Ohio St. 2, Bowling Green 0; Princeton 5, Central Conn. St. 0; Villanova 2, Yale 1; Boston College* 0, Florida St. 0 (2 ot, pk); UCF 3, Florida 2; Washington 5, Birmingham So. 0; Auburn 2, Clemson 0; Maryland 3, Loyola (Md.) 0; Penn St. 6, Binghamton 1. **Second Round:** North Carolina 6, William & Mary 0; Santa Clara 1, Stanford 0 (2 ot); Illinois 2, Texas A&M 1; Nebraska 2, Kansas 1 (ot); Portland 3, Colorado 0; Texas 2, West Virginia 1; Connecticut 4, Colgate 0; Notre Dame 1, Wisconsin 0; Duke 3, Virginia 0; UCLA 3, San Diego 0; Tennessee 1, UAB 0; Ohio St. 3, Detroit 0; Princeton 1, Villanova 0 (2 ot); Boston College 2, UCF 1; Washington 1, Auburn 0; Maryland 1, Penn St. 0. **Third Round:** Santa Clara 1, North Carolina 0 (ot); Illinois 2, Nebraska 1; Portland 2, Texas 0; Notre Dame 2, Connecticut 0; UCLA 2, Duke 0; Ohio St. 1, Tennessee 0; Princeton 2, Boston College 0; Washington 1, Maryland 0. **Quarterfinals:** Santa Clara 2, Illinois 0; Notre Dame 3, Portland 1; UCLA 1, Ohio St. 0; Princeton 3, Washington 1. **Semifinals:** Notre Dame 1, Santa Clara 0; UCLA 2, Princeton 0. **Championship:** Notre Dame** 1, UCLA 1 (2 ot, pk).

*Advanced on penalty kicks.

**Declared champion on penalty kicks.

2005 First Round: Penn St. 6, Bucknell 0; West Virginia 3, Hofstra 0; SMU 3, North Texas 0; Texas A&M 7, Northwestern St. 0; Boston U. 1, Connecticut 0; Boston College 2, Dartmouth 1; St. Louis 2, Stanford 0; Santa Clara 5, Fresno St. 0; Notre Dame 6, Valparaiso 0; Michigan St. 4, Bowling Green 0; Yale 3, Central Conn. St. 0; Duke 4, Fairfield 0; Weber St.* 1, BYU 1 (2 ot, pk); Arizona 1, Utah 0; Nebraska 1, Creighton 0; Portland 5, Iowa St. 0; UCLA 9, Mississippi Val. 0; Colorado* 0, UC Riverside 0 (2 ot, pk); Wis.-Milwaukee* 0, Purdue 0 (2 ot, pk); Marquette 1, Wisconsin 0; Cal St. Fullerton 1, UNLV 0 (ot); Southern California 1, Gonzaga 0; Tennessee 5, Wake Forest 2; Virginia 4, Liberty 0; Florida St. 3, Fla. Atlantic 0; Illinois 1, Florida 0; UTEP 3, Texas 2; California 2, Rice 0; Pepperdine 1, Mississippi 0; Samford* 1, Vanderbilt 1 (2 ot, pk); VCU 3, Clemson 1; North Carolina 2, Western Caro. 0. **Second Round:** Penn St. 5, West Virginia 2; Texas A&M 4, SMU 2; Boston College 1, Boston U. 0; Santa Clara 4, St. Louis 0; Notre Dame 3, Michigan St. 0; Yale 2, Duke 1; Arizona 1, Weber St. 0; Portland 3, Nebraska 2; UCLA 3, Colorado 0; Marquette 1, Wis.-Milwaukee 0; Cal St. Fullerton 3, Southern California 1; Virginia 3, Tennessee 0; Florida St. 2, Illinois 1; California 2, UTEP 1; Pepperdine 2, Samford 1; North Carolina 6, VCU 2. **Third Round:** Penn St. 4, Texas A&M 1; Santa Clara 2, Boston College 1; Notre Dame 5, Yale 2; Portland 4, Arizona 0; UCLA 4, Marquette 0; Virginia 2, Cal St. Fullerton 1; Florida St. 2, California 1; North Carolina 6, Pepperdine 0. **Quarterfinals:** Penn St. 2, Santa Clara 1; Portland 3, Notre Dame 1; UCLA 5, Virginia 0; Florida St.* 1, North Carolina 1 (2 ot, pk). **Semifinals:** Portland* 0, Penn St. 0 (2 ot, pk); UCLA 4, Florida St. 0. **Championship:** Portland 4, UCLA 0.

*Advanced on penalty kicks.

2006 First Round: North Carolina 7, UNC Asheville 0; Navy* 0, William & Mary 0 (2 ot, pk); Duke* 0, Louisville 0 (2 ot, pk); Tennessee 4, UAB 0; Wake Forest 4, Old Dominion 0; Virginia 2, West Virginia 0; SMU 2, McNeese St. 0; Texas A&M 5, Grambling 0; UCLA 6, UNLV 1; Cal St. Fullerton 3, Loyola Marymount 0; Marquette 1, Purdue 0; Florida 2, Loyola (Ill.) 0; Utah 3, Idaho St. 2 (2 ot); Portland 2, BYU 1; Connecticut 2, Columbia 1; Texas 4, Long Island 0; Southern California 1, Santa Clara 0; Stanford 2, Nevada 1; Clemson* 1, Vanderbilt 1 (2 ot, pk); Oklahoma St. 2, UNC Greensboro 0; Illinois 2, Southeast Mo. St. 0; St. Louis 2, Drake 0; California 3, Auburn 1; Florida St. 6, Jacksonville 0; Penn St. 3, Niagara 1; Villanova 5, Toledo 1; Boston College 3, Boston U. 0; Rutgers 2, Hartford 0; Colorado 2, Colorado Col. 1; Denver 2, Kentucky 0; Wis.-Milwaukee* 0, Michigan 0 (2 ot, pk); Notre Dame 7, Oakland 1. **Second Round:** North Carolina 4, Navy 0; Tennessee* 0, Duke 0 (2 ot, pk); Virginia 2, Wake Forest 0; Texas A&M 4, SMU 0; UCLA 3, Cal St. Fullerton 1; Florida* 0, Marquette 0 (2 ot, pk); Portland 3, Utah 0; Texas* 1, Connecticut 1 (2 ot, pk); Stanford 2, Southern California 0; Clemson* 0, Oklahoma St. 0 (2 ot, pk); Illinois 4, St. Louis 1; Florida St. 3, California 1; Penn St. 2, Villanova 0; Boston College* 0, Rutgers 0 (2 ot, pk); Colorado 2, Denver 1; Notre Dame 1, Wis.-Milwaukee 0. **Third Round:** North Carolina 6, Tennessee 2; Texas A&M 2, Virginia 1; UCLA 3, Florida 2; Portland 2, Texas 0; Clemson* 0, Stanford 0 (2 ot, pk); Florida St. 1, Illinois 0; Penn St. 1, Boston College 0; Notre Dame 3, Colorado 0. **Quarterfinals:** North Carolina 3, Texas A&M 2; UCLA 2, Portland 1; Florida St. 2, Clemson 1; Notre Dame 4, Penn St. 0. **Semifinals:** North Carolina 2, UCLA 0; Notre Dame 2, Florida St. 1. **Championship:** North Carolina 2, Notre Dame 1.

*Advanced on penalty kicks.

Division II Women's Championship

2006 Results

FIRST ROUND

Grand Valley St. 2, Quincy 1
 Indianapolis 2, Mercyhurst 1
 Neb.-Omaha 3, Central Mo. 0
 *Washburn 1, Mo. Southern St. 1 (2 ot, pk)
 Carson-Newman 2, Columbus St. 1
 Tusculum 1, Armstrong Atlantic 0
 Tampa 3, Nova Southeastern 0
 *West Fla. 1, St. Leo 1 (2 ot, pk)
 West Chester 4, Slippery Rock 0
 Indiana (Pa.) 3, New Haven 1
 *Franklin Pierce 1, Mass.-Lowell 1 (2 ot, pk)
 St. Rose 2, Bryant 0
 UC San Diego 4, Western Wash. 0
 Seattle Pacific 1, Seattle 0 (2 ot)
 Metro St. 3, West Tex. A&M 2 (ot)
 *St. Edward's 0, Central Okla. 0 (2 ot, pk)

SECOND ROUND

Grand Valley St. 2, Indianapolis 1
 *Neb.-Omaha 2, Washburn 2 (2 ot, pk)
 Tusculum 1, Carson-Newman 0 (2 ot)
 Tampa 2, West Fla. 0
 West Chester 4, Indiana (Pa.) 1
 Franklin Pierce 3, St. Rose 1
 UC San Diego 3, Seattle Pacific 0

Metro St. 2, St. Edward's 0

QUARTERFINALS

Grand Valley St. 1, Neb.-Omaha 0
 Tampa 5, Tusculum 0
 West Chester 2, Franklin Pierce 1
 Metro St. 2, UC San Diego 0

**Advanced on penalty kicks.*

SEMIFINALS

AT PENSACOLA, FLA., NOVEMBER 16

Grand Valley St. 2, Tampa 0

Goals by period	1	2	Total
Grand Valley St.	1	1	2
Tampa	0	0	0

SCORING SUMMARY

14:09 GVSU Katy Tafler (33) (Shannon Carrier)
 64:48 GVSU Irie Dennis (8) (unassisted)
Shots: Grand Valley St. 12, Tampa 9.
Saves: Grand Valley St. 1 (Kristina Nasturzio 1), Tampa 6 (Shannon Aitken 6).
Fouls: Grand Valley St. 13, Tampa 9.
Corner Kicks: Grand Valley St. 2, Tampa 6.
Attendance: 510.

Metro St. 2, West Chester 1 (2 ot)

Goals by period	1	2	OT	2 OT	Total
Metro St.	0	1	0	1	2
West Chester	0	1	0	0	1

SCORING SUMMARY

59:43 WC Danielle Gerz (12) (unassisted)
 74:01 MS Katie Kilbey (12) (Kira Sharp)
 101:28 MS Kira Sharp (13) (Becca Mays)
Shots: Metro St. 20, West Chester 11.
Saves: Metro St. 5 (Rachel Zollner 5), West Chester 4 (Hilary Smart 4).
Fouls: Metro St. 5, West Chester 4.
Corner Kicks: Metro St. 10, West Chester 2.
Attendance: 426.

CHAMPIONSHIP

AT PENSACOLA, FLA., NOVEMBER 18

Metro St. 1, Grand Valley St. 0 (ot)

Goals by period	1	2	OT	Total
Metro St.	0	0	1	1
Grand Valley St.	0	0	0	0

SCORING SUMMARY

93:39 MS Kira Sharp (14) (unassisted)
Shots: Metro St. 12, Grand Valley St. 13.
Saves: Metro St. 4 (Rachel Zollner 4), Grand Valley St. 3 (Kristina Nasturzio 3).
Fouls: Metro St. 8, Grand Valley St. 9.
Corner Kicks: Metro St. 3, Grand Valley St. 3.
Attendance: 450.

History

Team Results

Year	Champion (Record)	Coach	Score	Runner-Up	Host or Site	Championship Game Attendance	Championship Total Attendance
1988	Cal St. East Bay (18-2)	Colin Lindores	1-0	Barry	Barry	458	1,026
1989	Barry (17-0-1)	Mike Covone	4-0	Keene St.	Barry	833	1,536
1990	Sonoma St. (14-4)	Peter Reynaud	2-0	Keene St.	Barry	148	650
1991	Cal St. Dom. Hills (18-4-1)	Marine Cano	2-1	Sonoma St.	Cal St. Dom. Hills	832	1,736
1992	Barry (17-2)	Mike Covone	3-2	Adelphi	Adelphi	551	2,114
1993	Barry (17-1)	Mike Covone	2-0	Cal Poly	Barry	650	2,107
1994	Franklin Pierce (20-0)	Mark Krikorian	2-0	Regis (Colo.)	Franklin Pierce	2,500	4,782
1995	Franklin Pierce (19-0)	Mark Krikorian	5-0	Barry	Franklin Pierce	1,600	4,450
1996	Franklin Pierce (18-1)	Jeff Bailey	1-0	Lynn	Lynn	1,214	5,172
1997	Franklin Pierce (21-0)	Jeff Bailey	3-0	West Va. Wesleyan	Cal St. Dom. Hills	164	5,603
1998	Lynn (19-1)	Rocky Orezzoli	3-1	Sonoma St.	Lynn	1,260	8,618
1999	Franklin Pierce (20-1)	Jeff Bailey	3-1	Cal Poly Pomona	Barry	517	6,879
2000	UC San Diego (21-2)	Brian McManus	2-1	Northern Ky.	Barry	469	5,051
2001	UC San Diego (21-2)	Brian McManus	2-0	Christian Bros.	UC San Diego	1,645	8,066
2002	Christian Bros. (22-1)	Gareth O'Sullivan	2-1	Neb.-Omaha	Virginia Beach	397	8,662
2003	Kennesaw St. (25-1)	Rob King	2-0	Franklin Pierce	Virginia Beach	257	6,485
2004	Metro St. (25-1)	Danny Sanchez	3-2	Adelphi	Wichita Falls, Texas	384	6,915
2005	Neb.-Omaha (20-2)	Don Klosterman	2-1 (ot)	Seattle Pacific	Wichita Falls, Texas	604	7,481
2006	Metro St. (24-2)	Danny Sanchez	1-0 (ot)	Grand Valley St.	Pensacola, Fla.	450	7,821

Tournament Scoring Leaders

Year	Player, School	G	A	P
1988	Denise Buttici, Cal St. East Bay	3	1	7
1989	Kylene Carter, Barry.....	3	0	6
1990	Karen Beckner, Sonoma St.	1	2	4
1991	Jennifer Grasso, Cal St. Dom. Hills ...	2	2	6
	Amy Rubin, Cal St. Dom. Hills.....	3	0	6
1992	Jennifer Shannon, Barry.....	3	0	6
1993	Amy Burrill, Barry	3	0	6
1994	Nathalie Geeris, Franklin Pierce	1	2	4
	Jenny Hackett, Quincy.....	2	0	4
	Amy Hanlon, Franklin Pierce.....	2	0	4
1995	Pauliina Miettinen, Franklin Pierce..	3	4	10
1996	Pauliina Miettinen, Franklin Pierce..	4	0	8
1997	Pauliina Miettinen, Franklin Pierce..	6	5	17
1998	Susan Sheehan, Lynn	3	4	10
1999	Minna Mustonen, Franklin Pierce....	5	0	10
2000	Betsy Moore, Northern Ky.	4	2	10
	Minna Mustonen, Franklin Pierce....	5	0	10
2001	Missy Gregg, Christian Bros.	7	0	14
2002	Missy Gregg, Christian Bros.	3	1	7
2003	Sonya Hughes, Franklin Pierce	4	4	12
2004	Josephine Coiro, Adelphi	6	2	14
2005	Amanda Iwansky, Neb.-Omaha.....	7	0	14
2006	Jocelyn Charette, Tampa	6	1	13

All-Tournament Teams

MOP—Most Outstanding Player.

1988

Denise Buttici, Cal St. East Bay (MOP offensive)

1989

Kylene Carter, Barry (MOP offensive)
Carilynn Hormilla, Barry (MOP defensive)

1993

Kolleen Kassis, Cal Poly (MOP offensive)
Amy Burrill, Barry (MOP defensive)
Ewa Bergsten, Franklin Pierce
Shawna Burroughs, Cal Poly
Nathalie Geeris, Franklin Pierce
Erin Jaeger, Barry
Heather Jaeger, Barry
Wendy Jones, Cal Poly
Janet Krebs, Cal Poly
Petra Lostelius, Franklin Pierce
Claire Scanlon, Mercyhurst
Janna Schimmels, Barry
Jennifer Strong, Barry

1994

Nathalie Geeris, Franklin Pierce (MOP offensive)
Karolina Divert, Franklin Pierce (MOP defensive)
Ewa Bergsten, Franklin Pierce
Susanne Bergstrom, Franklin Pierce
Dani Campbell, Regis (Colo.)
Katie Crespo, Regis (Colo.)
Tracy Cross, Mercyhurst
Amy Giltner, Regis (Colo.)
Jenny Hackett, Quincy
Petra Lostelius, Franklin Pierce
Becky Miller, Mercyhurst
Jen Murguia, Regis (Colo.)
Claire Scanlon, Mercyhurst

1995

Pauliina Miettinen, Franklin Pierce (MOP offensive)
Janna Schimmels, Barry (MOP defensive)
Jaime Adkins, Quincy
Camie Bechtold, Quincy
Christina Bell, Sonoma St.
Ewa Bergsten, Franklin Pierce
Erin Jaeger, Barry
Kerry Johnson, Barry

Pamilla Larsson, Franklin Pierce
Alisa Murchison, Sonoma St.

1996

Jen Miller, Franklin Pierce (MOP offensive)
Brenda van Stralen, Franklin Pierce (MOP defensive)
Pauliina Auveri, Franklin Pierce
Dani Campbell, Regis (Colo.)
Denise Hutchinson, St. Joseph's (Ind.)
Katie Katzmark, Lynn
Pauliina Miettinen, Franklin Pierce
Jenny O'Brien, Regis (Colo.)
Mary Reid, St. Joseph's (Ind.)
Keri Remillard, Lynn
Christy Santiago, Franklin Pierce
Nicki Sellas, Lynn
Erin Tasse, Lynn

1997

Pauliina Miettinen, Franklin Pierce (MOP offensive)
Brenda van Stralen, Franklin Pierce (MOP defensive)
Pauliina Auveri, Franklin Pierce
Michelle Cox, Lynn
Natalie Franklin, Cal St. Dom. Hills
Juli Hanrath, West Va. Wesleyan
Brandy Kaake, Cal St. Dom. Hills
Nicole Monroney, West Va. Wesleyan
Jen Newkirk, West Va. Wesleyan
Anne Parnila, Franklin Pierce
Heather Rolland, Cal St. Dom. Hills
Christy Santiago, Franklin Pierce
Nicki Sellas, Lynn

1998

Katie Katzmark, Lynn (MOP offensive)
Adele Talamo, Lynn (MOP defensive)
Amy Apodaca, Sonoma St.
Pauliina Auveri, Franklin Pierce
Stacy Barker, Sonoma St.
Gina Boechler, Lynn
Sarah Brosius, Sonoma St.
Nikki Kalautis, Lynn
Marie Kolbert, Lynn
Minna Mustonen, Franklin Pierce
Kristy Ritchie, Ashland
Karin Svensson, Lynn
Jennifer Tomczik, Sonoma St.

1999

Minna Mustonen, Franklin Pierce (MOP offensive)
Merry Osikowicz, Barry (MOP defensive)
Monique Chambers, Cal Poly Pomona
Tara Chance, Cal Poly Pomona
Pia Lahti, Franklin Pierce
Pamela McDonald, Barry
Betsy Moore, Northern Ky.
Jenny Nilsson, Barry
Tanja Pihlblad, Franklin Pierce
Tricia Ruark, Northern Ky.
Brenda van Stralen, Franklin Pierce
Ruth Van't Land, Cal Poly Pomona
Angela Verdoes, Franklin Pierce

2000

Cindy Dostalek, UC San Diego (MOP offensive)
Kara Morris, UC San Diego (MOP defensive)
Erika Alfredson, UC San Diego
Julia Cuder, UC San Diego
Elizabeth Hughes, UC San Diego
Betsy Moore, Northern Ky.
Minna Mustonen, Franklin Pierce
Jenny Nilsson, Barry
Tricia Ruark, Northern Ky.
Becky Schnieders, Northern Ky.
Ashley Snell, Barry
Malissa Stevenson, Northern Ky.
Julia Uusmalmi, Franklin Pierce

2001

Kristin Jones, UC San Diego (MOP offensive)
Jessica Cordova, UC San Diego (MOP defensive)
Erika Alfredson, UC San Diego
Bessie Black, Northern Ky.

Veronica Botold, Christian Bros.
Missy Gregg, Christian Bros.
Kanae Haneishi, Christian Bros.
Elizabeth Hughes, UC San Diego
Patricia Keeldar, Franklin Pierce
Megan Mendoza, UC San Diego
Betsy Moore, Northern Ky.
Kamille Rosenfalck, Franklin Pierce
Margaret Saurin, Christian Bros.

2002

Missy Gregg, Christian Bros. (MOP offensive)
Kanae Haneishi, Christian Bros. (MOP defensive)
Mandy Allen, Metro St.
Jessica Dotson, Neb.-Omaha
Tina Froberg, Christian Bros.
Ashley Grace, Neb.-Omaha
Arna Heimlund, Christian Bros.
Stephanie Kirby, Neb.-Omaha
Stephanie Kruse, Neb.-Omaha
Martta Makila, Franklin Pierce
Meghan Pile, Neb.-Omaha
Sofia Rask, Christian Bros.
Margaret Saurin, Christian Bros.
Meghan Welcome, Franklin Pierce

2003

Laura Tucker, Kennesaw St. (MOP offensive)
Katrina Hirsch, Kennesaw St. (MOP defensive)
Jenae Gzehoviak, Kennesaw St.
Rebecca Hall, Kennesaw St.
Jessica Marek, Kennesaw St.
Alissa Saylor, Kennesaw St.
Laura Hislop, Franklin Pierce
Sonya Hughes, Franklin Pierce
Martta Makila, Franklin Pierce
Meghan Welcome, Franklin Pierce
Megan Dickey, UC San Diego
Kristin Jones, UC San Diego
Becca Fritz, Neb.-Omaha

2004

Kylee Hanavan, Metro St. (MOP offensive)
Stephanie Prouty, Metro St. (MOP defensive)
Ymara Guante, Metro St.
Marina McDonald, Metro St.
Dina Cali, Adelphi
Josephine Coiro, Adelphi
Lauren Lopez, Adelphi
Amber Richardson, Neb.-Omaha
Anne Willett, Neb.-Omaha
Rebecca Angus, Carson-Newman
Claire Ramsdale, Carson-Newman

2005

Brandie Beale, Neb.-Omaha (MOP offensive)
Amy Price, Neb.-Omaha (MOP defensive)
Amanda Iwansky, Neb.-Omaha
Beth McGill, Neb.-Omaha
Meghan Pile, Neb.-Omaha
Amber Richardson, Neb.-Omaha
Michelle Everson, Seattle Pacific
Meredith Teague, Seattle Pacific
Laura Hislop, Franklin Pierce
Alex Scavo, Franklin Pierce
Rebecca Angus, Carson-Newman
Claire Ramsdale, Carson-Newman

2006

Kira Sharp, Metro St. (MOP offensive)
Sue Christenson, Grand Valley St. (MOP defensive)
Nicole Cito, Metro St.
Kylee Hanavan, Metro St.
Becca Mays, Metro St.
Katy Tafler, Grand Valley St.
Kristina Nasturzio, Grand Valley St.
Jocelyn Charette, Tampa
Samantha Robinson, Tampa
Lauren Ginnona, West Chester
Julie Karcher, West Chester

Individual Records

GOALS, GAME

4—Minna Mustonen, Franklin Pierce (6) vs. Bloomsburg (0), 2000.

GOALS, TOURNAMENT

7—Missy Gregg, Christian Bros. (3 vs. Barry, 3 vs. North Fla., 1 vs. Franklin Pierce), 2001; Amanda Iwansky, Neb.-Omaha (3 vs. North Dakota, 1 vs. Minn. St. Mankato, 2 vs. Grand Valley St., 1 vs. Franklin Pierce), 2005.

GOALS, CAREER

15—Pauliina Miettinen, Franklin Pierce, 1995-96-97-98.

ASSISTS, GAME

4—Michelle Cox, Lynn (7) vs. Belmont Abbey (0), 1998.

ASSISTS, TOURNAMENT

5—Nathalie Geeris, Franklin Pierce (2 vs. Mercyhurst, 1 vs. Sonoma St., 2 vs. Barry), 1995; Pauliina Miettinen, Franklin Pierce (1 vs. Southern N.H., 1 vs. Adelphi, 2 vs. Cal St. Dom. Hills, 1 vs. West Va. Wesleyan), 1997; Michelle Cox, Lynn (4 vs. Belmont Abbey, 1 vs. Franklin Pierce), 1998; Alissa Saylor, Kennesaw St. (2 vs. Presbyterian, 1 vs. Tusculum, 1 vs. Barry, 1 vs. Franklin Pierce), 2003; Brandie Beale, Neb.-Omaha (3 vs. North Dakota, 1 vs. Minn. St. Mankato, 1 vs. Grand Valley St.), 2005.

ASSISTS, CAREER

11—Pauliina Miettinen, Franklin Pierce, 1995-96-97-98.

POINTS, GAME

8—Minna Mustonen (4 goals), Franklin Pierce (6) vs. Bloomsburg (0), 2000.

POINTS, TOURNAMENT

17—Pauliina Miettinen (6 goals, 5 assists; 3-1 vs. Southern N.H., 0-1 vs. Adelphi, 2-2 vs. Cal St. Dom. Hills, 1-1 vs. West Va. Wesleyan), Franklin Pierce, 1997.

POINTS, CAREER

41—Pauliina Miettinen (15 goals, 11 assists), Franklin Pierce, 1995-96-97-98.

SAVES, GAME

16—Carolyn Wellman, Sonoma St. (0) vs. Adelphi (1), 1992.

LOWEST GOALS-AGAINST AVERAGE, TOURNAMENT (Min. 2 Games, 50% of team minutes)

0.00—Lisa Austin, Cal St. East Bay (vs. Mercyhurst and Barry), 1988; Carilynn Hormilla, Barry (vs. Adelphi and Keene St.), 1989; Marisa Giannone, Franklin Pierce (vs. Merrimack, St. Joseph's [Ind.] and Lynn), 1996; Jessica Marek, Kennesaw St. (vs. Presbyterian, Tusculum, Barry, Neb.-Omaha and Franklin Pierce), 2003; Rachel Zollner, Metro St. (vs. Incarnate Word, Regis [Colo.] and Seattle Pacific), 2005.

LOWEST GOALS-AGAINST AVERAGE, CAREER (Min. 2 Games)

0.00—Lisa Austin, Cal St. East Bay, 1988 (0 goals, 2 games [180 minutes]); Rachel Zollner, Metro St., 2005 (0 goals, 3 games [290 minutes]).

Team Records

GOALS, GAME

8—Franklin Pierce vs. Mercyhurst (0), 1995.

GOALS, TWO TEAMS, GAME

8—Franklin Pierce (8) vs. Mercyhurst (0), 1995; Franklin Pierce (6) vs. Southern N.H. (2), 1997; Northern Ky. (6) vs. Minn. Duluth (2), 2000; Christian Bros. (7) vs. North Fla. (1), 2001.

SHOTS, GAME

43—Metro St. (2) vs. West Tex. A&M (0), 2004.

CORNER KICKS, GAME

19—Cal St. Dom. Hills (2) vs. Mercyhurst (1), 1991.

FOULS, GAME

34—Adelphi (1) vs. Franklin Pierce (2), 1997.

GOALS, TOURNAMENT

16—Franklin Pierce (8 vs. Mercyhurst, 3 vs. Sonoma St., 5 vs. Barry), 1995.

GOALS PER GAME, TOURNAMENT (Min. 2 Games)

5.33—Franklin Pierce (16 goals in 3 games), 1995.

LOWEST GOALS-AGAINST AVERAGE, TOURNAMENT (Min. 2 Games)

0.00—Cal St. East Bay, 2 games, 1988; Barry, 2 games, 1989; Franklin Pierce, 3 games, 1996; Kennesaw St., 5 games, 2003; Metro St., 3 games, 2005.

Won-Lost-Tied Records in Tournament Play

(Note: Semifinal losers are credited with third place.)

Team (Years Participated)

Team (Years Participated)	Yrs.	Won	Lost	Tied	Pct.	1st	2nd	3rd
Adelphi (1989-90-91-92-96-97-2002-03-04-05)	10	10	10	1	.500	0	2	3
American Int'l (1998)	1	0	1	0	.000	0	0	0
Armstrong Atlantic (2006)	1	0	1	0	.000	0	0	0
Ashland (1997-98-99-2000-01-02-03-04)	8	5	6	2	.462	0	0	1
Assumption (2004-05)	2	2	2	0	.500	0	0	0
Barry (1988-89-90-91-92-93-95-96-97-98-99-2000-01-02-03-04-05)	17	16	14	1	.532	3	2	4
Barton (2001)	1	0	1	0	.000	0	0	0
Belmont Abbey (1998-99-2001)	3	2	3	0	.400	0	0	0
Bloomsburg (1996-98-2000-01-02)	5	2	5	0	.286	0	0	0
Bryant (2001-06)	2	0	2	0	.000	0	0	0
C.W. Post (1998-99-2005)	3	1	2	1	.375	0	0	0
UC Davis (1996-2002)	2	2	2	0	.500	0	0	0
UC San Diego (2000-01-02-03-05-06)	6	13	4	1	.750	2	0	1
Cal Poly (1993)	1	2	1	0	.667	0	1	0
Cal Poly Pomona (1999-2001)	2	3	2	1	.583	0	1	0
Cal St. Chico (1992-2004-05)	3	0	2	1	.167	0	0	0
Cal St. Dom. Hills (1989-91-97-98-99-2001-03-04-05)	9	6	5	3	.536	1	0	2
Cal St. East Bay (1988)	1	2	0	0	1.000	1	0	0
Cal St. San B'dino (2003)	1	0	1	0	.000	0	0	0
Carson-Newman (2003-04-05-06)	4	7	4	0	.636	0	0	2
Catawba (1997-2002-04-05)	4	3	4	0	.429	0	0	0
Central Mo. (2006)	1	0	1	0	.000	0	0	0
Central Okla. (2000-02-03-05-06)	5	1	3	2	.333	0	0	0
Christian Bros. (2001-02-03)	3	9	1	1	.864	1	1	0
Clayton St. (2004-05)	2	0	2	0	.000	0	0	0
Columbus St. (2006)	1	0	1	0	.000	0	0	0
Denver (1995)	1	0	1	0	.000	0	0	0
East Stroudsburg (1997)	1	0	1	0	.000	0	0	0
Francis Marion (1998-2000)	2	0	2	0	.000	0	0	0
Franklin Pierce (1992-93-94-95-96-97-98-99-2000-01-02-03-04-05-06)	15	35	9	2	.782	5	1	6
Grand Valley St. (2003-04-05-06)	4	7	4	0	.636	0	1	0
Harding (2004)	1	0	1	0	.000	0	0	0
Humboldt St. (1996)	1	1	1	0	.500	0	0	0
Incarnate Word (1999-2001-05)	3	2	3	0	.400	0	0	0
Indiana (Pa.) (2004-06)	2	1	2	0	.333	0	0	0
Indianapolis (2006)	1	1	1	0	.500	0	0	0
Keene St. (1988-89-90-91-92)	5	2	5	0	.286	0	2	1
Kennesaw St. (2002-03)	2	5	1	0	.833	1	0	0
Kutztown (2003)	1	0	1	0	.000	0	0	0
Lewis (1995)	1	0	1	0	.000	0	0	0
Lincoln Memorial (2004-05)	2	1	2	1	.375	0	0	0
Lock Haven (1999-2000-01-02)	4	1	4	1	.250	0	0	0
Lynn (1996-97-98-2000)	4	8	3	0	.727	1	1	1
Mass.-Lowell (2005-06)	2	0	1	1	.250	0	0	0
Mercyhurst (1988-91-93-94-95-99-2000-01-06)	9	1	9	1	.136	0	0	3
Merrimack (1996-99-2001-02-03-04-05)	7	2	6	1	.278	0	0	0
Mesa St. (1997-98-2000)	3	2	3	0	.400	0	0	0
Metro St. (1998-2002-03-04-05-06)	6	17	3	1	.833	2	0	1
Minn. Duluth (2000)	1	0	1	0	.000	0	0	0

Team (Years Participated)

Team (Years Participated)	Yrs.	Won	Lost	Tied	Pct.	1st	2nd	3rd
Minn. St. Mankato (2003-05)	2	2	2	0	.500	0	0	0
Mo. Southern St. (2006)	1	0	0	1	.500	0	0	0
Neb.-Omaha (2002-03-04-05-06)	5	14	4	2	.750	1	1	2
New Haven (2005-06)	2	1	2	0	.333	0	0	0
North Dakota (2003-05)	2	0	2	0	.000	0	0	0
North Dakota St. (1999)	1	0	1	0	.000	0	0	0
North Fla. (2000-01-02-04)	4	5	4	0	.556	0	0	0
Northern Colo. (1996-97-2001-02)	4	0	3	1	.125	0	0	0
Northern Ky. (1999-2000-01-02-03-04-05)	7	11	7	1	.605	0	1	2
Nova Southeastern (2006)	1	0	1	0	.000	0	0	0
Presbyterian (1994-95-97-99-2003)	5	0	5	0	.000	0	0	0
Quincy (1994-95-2006)	3	2	3	0	.400	0	0	2
Regis (Colo.) (1994-96-2001-04-05)	5	3	5	3	.409	0	1	1
St. Edward's (2006)	1	0	1	1	.250	0	0	0
St. Joseph's (Ind.) (1996-97)	2	2	2	0	.500	0	0	1
St. Rose (2002-03-04-06)	4	1	4	1	.250	0	0	0
St. Leo (2006)	1	0	0	1	.500	0	0	0
San Fran. St. (2002)	1	0	1	0	.000	0	0	0
Seattle (2004-06)	2	2	2	0	.500	0	0	0
Seattle Pacific (2003-04-05-06)	4	4	4	2	.500	0	1	0
Slippery Rock (2001-03-06)	3	1	3	0	.250	0	0	0
Sonoma St. (1990-91-92-93-94-95-97-98-2000)	9	7	7	2	.500	1	2	2
South Dakota (2004-05)	2	0	2	0	.000	0	0	0
Southampton (2004)	1	0	1	1	.250	0	0	0
Southern Conn. St. (2000)	1	0	1	0	.000	0	0	0
SIU Edwardsville (1993-96-98-2005)	4	0	4	0	.000	0	0	0
Southern Ind. (1998)	1	1	1	0	.500	0	0	0
Southern N.H. (1997-2003)	2	0	2	0	.000	0	0	0
Southwest Baptist (2004)	1	0	0	1	.500	0	0	0
Tampa (2003-04-05-06)	4	5	3	1	.611	0	0	1
Tex. A&M-Commerce (1999-2003-04)	3	1	3	0	.250	0	0	0
Truman (1997-2001-02-03-04)	5	4	5	0	.444	0	0	0
Tusculum (2003-05-06)	3	3	3	0	.500	0	0	0
Washburn (2006)	1	0	0	2	.500	0	0	0
West Chester (2003-04-05-06)	4	6	3	1	.650	0	0	1
West Fla. (1999-2001-02-03-05-06)	6	2	6	1	.278	0	0	0
West Tex. A&M (2001-02-03-04-06)	5	1	5	0	.167	0	0	0
West Va. Wesleyan (1997-98)	2	3	2	0	.600	0	1	0
Western Wash. (2006)	1	0	1	0	.000	0	0	0
Wheeling Jesuit (2002-05)	2	0	2	0	.000	0	0	0
Winona St. (2001)	1	0	1	0	.000	0	0	0
Wis.-Parkside (2003-04)	2	1	2	0	.333	0	0	0

All-Time Results

1988 Semifinals: Barry 2, Keene St. 1; Cal St. East Bay 6, Mercyhurst 0. **Championship:** Cal St. East Bay 1, Barry 0.

1989 Semifinals: Keene St. 1, Cal St. Dom. Hills 0; Barry 4, Adelphi 0. **Championship:** Barry 4, Keene St. 0.

1990 Semifinals: Keene St. 2, Adelphi 1 (2 ot, penalty kicks); Sonoma St. 3, Barry 2 (2 ot, penalty kicks). **Championship:** Sonoma St. 2, Keene St. 0.

1991 First Round: Adelphi 1, Keene St. 0; Cal St. Dom. Hills 2, Mercyhurst 1 (2 ot). **Semifinals:** Sonoma St. 1, Adelphi 0; Cal St. Dom. Hills 3, Barry 0. **Championship:** Cal St. Dom. Hills 2, Sonoma St. 1.

1992 First Round: Franklin Pierce 3, Keene St. 2 (2 ot); Sonoma St. 1, Cal St. Chico 0 (2 ot). **Semifinals:** Barry 3, Franklin Pierce 2 (2 ot); Adelphi 3, Sonoma St. 1. **Championship:** Barry 3, Adelphi 2.

1993 First Round: Barry 2, SIU Edwardsville 1; Cal Poly 1, Sonoma St. 0. **Semifinals:** Barry 3, Mercyhurst 0; Cal Poly 3, Franklin Pierce 2. **Championship:** Barry 2, Cal Poly 0.

1994 First Round: Quincy 3, Presbyterian 2 (2 ot); Regis (Colo.)* 1, Sonoma St. 1 (4 ot). **Semifinals:** Franklin Pierce 2, Mercyhurst 1; Regis (Colo.) 3, Quincy 1. **Championship:** Franklin Pierce 2, Regis (Colo.) 0.

*Advanced on penalty kicks.

1995 First Round: Franklin Pierce 8, Mercyhurst 0; Sonoma St. 1, Denver 0; Quincy 2, Lewis 0; Barry 2, Presbyterian 0. **Semifinals:** Franklin Pierce 3, Sonoma St. 1; Barry 2, Quincy 1 (3 ot). **Championship:** Franklin Pierce 5, Barry 0.

1996 First Round: Bloomsburg 2, Adelphi 0; St. Joseph's (Ind.) 2, SIU Edwardsville 1; Regis (Colo.)* 0, Northern Colo. 0 (4 ot); Humboldt St. 1, UC Davis 0. **Quarterfinals:** Franklin Pierce 4, Merrimack 0; St. Joseph's (Ind.) 2, Bloomsburg 1; Regis (Colo.) 1, Humboldt St. 0; Lynn 2, Barry 1. **Semifinals:** Franklin Pierce 2, St. Joseph's (Ind.) 0; Lynn 2, Regis (Colo.) 1. **Championship:** Franklin Pierce 1, Lynn 0.

*Advanced on penalty kicks.

1997 First Round: Franklin Pierce 6, Southern N.H. 2; Adelphi 3, East Stroudsburg 1; Mesa St. 1, Northern Colo. 0 (2 ot); Cal St. Dom. Hills 2, Sonoma St. 1 (3 ot); Truman 1, St. Joseph's (Ind.) 0; West Va. Wesleyan 1, Ashland 0; Catawba 2, Presbyterian 0; Lynn 2, Barry 1. **Quarterfinals:** Franklin Pierce 2, Adelphi 1 (4 ot); Cal St. Dom. Hills 4, Mesa St. 0; West Va. Wesleyan 1, Truman 0; Lynn 4, Catawba 0. **Semifinals:** Franklin Pierce 4, Cal St. Dom. Hills 3 (3 ot); West Va. Wesleyan 1, Lynn 0 (2 ot). **Championship:** Franklin Pierce 3, West Va. Wesleyan 0.

1998 First Round: Franklin Pierce 4, American Int'l 0; C.W. Post 3, Bloomsburg 2; Lynn 1, Barry 0; Belmont Abbey 3, Francis Marion 1; Southern Ind. 2, SIU Edwardsville 1 (2 ot); Ashland 3, West Va. Wesleyan 0; Mesa St. 3, Metro St. 1; Sonoma St.* 2, Cal St. Dom. Hills 2 (4 ot). **Quarterfinals:** Franklin Pierce 5, C.W. Post 0; Lynn 7, Belmont Abbey 0; Ashland 1, Southern Ind. 0 (3 ot); Sonoma St. 4, Mesa St. 1. **Semifinals:** Lynn 4, Franklin Pierce 0; Sonoma St. 5, Ashland 2. **Championship:** Lynn 3, Sonoma St. 1.

*Advanced on penalty kicks.

1999 First Round: Franklin Pierce 3, Merrimack 1; Lock Haven* 0, C.W. Post 0 (4 ot); Northern Ky. 1, North Dakota St. 0; Mercyhurst 1, Ashland 0; Belmont Abbey 3, Presbyterian 2; Barry 5, West Fla. 0; Tex. A&M-Commerce 1, Incarnate Word 0; Cal Poly Pomona* 0, Cal St. Dom. Hills 0 (4 ot). **Quarterfinals:** Franklin Pierce 3, Lock Haven 1; Northern Ky. 3, Mercyhurst 1; Barry 1, Belmont Abbey 0; Cal Poly Pomona 2, Tex. A&M-Commerce 1 (2 ot). **Semifinals:** Franklin Pierce 2, Northern Ky. 0; Cal Poly Pomona 2, Barry 1 (4 ot). **Championship:** Franklin Pierce 3, Cal Poly Pomona 1.

*Advanced on penalty kicks.

2000 First Round: Franklin Pierce 3, Southern Conn. St. 1; Bloomsburg 2, Lock Haven 0; Central Okla. 1, Mesa St. 0 (2 ot); UC San Diego 2, Sonoma St. 0; North Fla. 3, Francis Marion 0; Barry 4, Lynn 1; Northern Ky. 6, Minn. Duluth 2; Mercyhurst* 0, Ashland 0 (4 ot). **Quarterfinals:** Franklin Pierce 6, Bloomsburg 0; UC San Diego 6, Central Okla. 2; Barry 1, North Fla. 0; Northern Ky. 1, Mercyhurst 0. **Semifinals:** UC San Diego 2, Franklin Pierce 1 (ot); Northern Ky. 5, Barry 1. **Championship:** UC San Diego 2, Northern Ky. 1.

*Advanced on penalty kicks.

2001 First Round: Slippery Rock 1, Bloomsburg 0; Merrimack 3, Bryant 2 (2 ot); North Fla. 1, Belmont Abbey 0; Barry 4, West Fla. 0; Incarnate Word 1, West Tex. A&M 0; Cal Poly Pomona 2, Cal St. Dom. Hills 1; Northern Ky. 4, Ashland 0; Northern Colo. 2, Winona St. 1. **Second Round:** Lock Haven 3, Slippery Rock 2 (ot); Franklin Pierce 2, Merrimack 1 (ot); North Fla. 2, Barton 1; Christian Bros. 3, Barry 1; Incarnate Word 3, Regis (Colo.) 1; UC San Diego 1, Cal Poly Pomona 0; Northern Ky. 2, Mercyhurst 1; Truman 1, Northern Colo. 0. **Quarterfinals:** Franklin Pierce 1, Lock Haven 0 (ot); Christian Bros. 7, North Fla. 1; UC San Diego 2, Incarnate Word 0; Northern Ky. 2, Truman 0. **Semifinals:** Christian Bros. 4, Franklin Pierce 1; UC San Diego 3, Northern Ky. 2. **Championship:** UC San Diego 2, Christian Bros. 0.

2002 First Round: Adelphi 2, Bloomsburg 1; Merrimack 2, St. Rose 0; Truman 1, Northern Colo. 0; Ashland 3, Wheeling Jesuit 2; North Fla. 2, Catawba 0; Christian Bros. 5, West Fla. 0; Metro St.* 1, West Tex. A&M 1 (2 ot, pk); UC Davis 4, San Fran. St. 2. **Second Round:** Adelphi 0*, Lock Haven 0 (2 ot, pk); Franklin Pierce 2, Merrimack 1 (ot); Neb.-Omaha 3, Truman 0; Northern Ky. 2, Ashland 1 (ot); North Fla.* 1, Kennesaw St. 1 (2 ot, pk); Christian Bros. 2, Barry 1; Metro St. 2, Central Okla. 0; UC Davis* 1, UC San Diego 1 (2 ot, pk). **Quarterfinals:** Franklin Pierce 2, Adelphi 1; Neb.-Omaha 1, Northern Ky. 0; Christian Bros. 3, North Fla. 1; Metro St. 1, UC Davis 0. **Semifinals:** Neb.-Omaha 3, Franklin Pierce 1; Christian Bros. 1, Metro St. 0 (ot). **Championship:** Christian Bros. 2, Neb.-Omaha 1.

*Advanced on penalty kicks.

2003 First Round: Christian Bros. 3, Tampa 0; Barry 1, West Fla. 0; Kennesaw St. 4, Presbyterian 0; Tusculum 1, Carson-Newman 0; Minn. St. Mankato 2, North Dakota 1; Neb.-Omaha 3, Truman 1; Grand Valley St. 4, Wis.-Parkside 0; Northern Ky.* 1, Ashland 1 (2 ot, pk); Franklin Pierce 2, Southern N.H. 1; St. Rose* 0, Merrimack 0 (2 ot, pk); Adelphi 4, Kutztown 0; West Chester 3, Slippery Rock 0; Metro St. 4, Central Okla. 0; West Tex. A&M 2, Tex. A&M-Commerce 1; UC San Diego 1, Cal St. San B'dino 0; Cal St. Dom. Hills 2, Seattle Pacific 1. **Second Round:** Barry* 1, Christian Bros. 1 (2 ot, pk); Kennesaw St. 2, Tusculum 0; Neb.-Omaha 3, Minn. St. Mankato 2; Northern Ky. 4, Grand Valley St. 3; Franklin

Pierce 4, St. Rose 1; Adelphi 4, West Chester 1; Metro St. 1, West Tex. A&M 0; UC San Diego* 0, Cal St. Dom. Hills 0 (2 ot, pk). **Quarterfinals:** Kennesaw St. 1, Barry 0; Neb.-Omaha 1, Northern Ky. 0 (ot); Franklin Pierce 2, Adelphi 1; UC San Diego 3, Metro St. 2. **Semifinals:** Kennesaw St. 1, Neb.-Omaha 0; Franklin Pierce 2, UC San Diego 1 (ot). **Championship:** Kennesaw St. 2, Franklin Pierce 0. **Advanced on penalty kicks.*

2004 First Round: Carson-Newman 3, Clayton St. 2; Catawba 1, North Fla. 0 (ot); Lincoln Memorial 1, Barry 0 (ot); Tampa 4, Harding 1; Franklin Pierce 1, St. Rose 0; Assumption 1, Merrimack 0; Southampton* 2, West Chester 2 (2 ot, pk); Adelphi 2, Indiana (Pa.) 0; Truman 3, South Dakota 1; Neb.-Omaha* 1, Southwest Baptist 1 (2 ot, pk); Wis.-Parkside 1, Grand Valley St. 0; Ashland 1, Northern Ky. 0; Seattle Pacific* 2, Cal St. Chico 2 (2 ot, pk); Seattle 1, Cal St. Dom. Hills 0; Metro St. 2, West Tex. A&M 0; Regis (Colo.) 3, Tex. A&M-Commerce 2. **Second Round:** Carson-Newman 1, Catawba 0; Lincoln Memorial* 1, Tampa 1 (2 ot, pk); Franklin Pierce 5, Assumption 2; Adelphi 5, Southampton 1; Neb.-Omaha 2, Truman 1 (ot); Ashland 1, Wis.-Parkside 0; Seattle 2, Seattle Pacific 0; Metro St. 1, Regis (Colo.) 0. **Quarterfinals:** Carson-

Newman 3, Lincoln Memorial 1; Adelphi* 2, Franklin Pierce 2 (2 ot, pk); Neb.-Omaha 4, Ashland 0; Metro St. 1, Seattle 0. **Semifinals:** Adelphi 2, Carson-Newman 1; Metro St. 2, Neb.-Omaha 0. **Championship:** Metro St. 3, Adelphi 2. **Advanced on penalty kicks.*

2005 First Round: Neb.-Omaha 5, North Dakota 0; Minn. St. Mankato 2, South Dakota 1; Northern Ky. 2, Wheeling Jesuit 0; Grand Valley St. 1, SIU Edwardsville 0; Franklin Pierce 4, Merrimack 1; Assumption 1, Mass.-Lowell 0; West Chester 2, Adelphi 0; New Haven 1, C.W. Post 0 (2 ot); Catawba 2, Tusculum 0; Carson-Newman 2, Clayton St. 0; Tampa 3, Barry 0; West Fla. 3, Lincoln Memorial 0; Seattle Pacific 1, Cal St. Chico 0 (2 ot); UC San Diego 1, Cal St. Dom. Hills 0; Metro St. 2, Incarnate Word 0; Regis (Colo.)* 2, Central Okla. 2 (2 ot, pk).

Second Round: Neb.-Omaha 4, Minn. St. Mankato 0; Grand Valley St. 2, Northern Ky. 0; Franklin Pierce 2, Assumption 0; West Chester 3, New Haven 0; Carson-Newman 2, Catawba 1; West Fla. 1, Tampa 0; Seattle Pacific 2, UC San Diego 0; Metro St. 1, Regis (Colo.) 0. **Quarterfinals:** Neb.-Omaha 2, Grand Valley St. 0; Franklin Pierce 2, West Chester 1; Carson-Newman 2, West Fla. 0; Seattle Pacific* 0, Metro St. 0 (2 ot, pk). **Semifinals:** Neb.-Omaha 2, Franklin Pierce 1; Seattle

Pacific 3, Carson-Newman 2. **Championship:** Neb.-Omaha 2, Seattle Pacific 1 (ot). **Advanced on penalty kicks.*

2006 First Round: Grand Valley St. 2, Quincy 1; Indianapolis 2, Mercyhurst 1; Neb.-Omaha 3, Central Mo. 0; Washburn* 1, Mo. Southern St. 1 (2 ot, pk); Carson-Newman 2, Columbus St. 1; Tusculum 1, Armstrong Atlantic 0; Tampa 3, Nova Southeastern 0; West Fla.* 1, St. Leo 1 (2 ot, pk); West Chester 4, Slippery Rock 0; Indiana (Pa.) 3, New Haven 1; Franklin Pierce* 1, Mass.-Lowell 1 (2 ot, pk); St. Rose 2, Bryant 0; UC San Diego 4, Western Wash. 0; Seattle Pacific 1, Seattle 0 (2 ot); Metro St. 3, West Tex. A&M 2 (ot); St. Edward's* 0, Central Okla. 0 (2 ot, pk). **Second Round:** Grand Valley St. 2, Indianapolis 1; Neb.-Omaha* 2, Washburn 2 (2 ot, pk); Tusculum 1, Carson-Newman 0 (2 ot); Tampa 2, West Fla. 0; West Chester 4, Indiana (Pa.) 1; Franklin Pierce 3, St. Rose 1; UC San Diego 3, Seattle Pacific 0; Metro St. 2, St. Edward's 0. **Quarterfinals:** Grand Valley St. 1, Neb.-Omaha 0; Tampa 5, Tusculum 0; West Chester 2, Franklin Pierce 1; Metro St. 2, UC San Diego 0. **Semifinals:** Grand Valley St. 2, Tampa 0; Metro St. 2, West Chester 1 (2 ot). **Championship:** Metro St. 1, Grand Valley St. 0 (ot). **Advanced on penalty kicks.*

Division III Women's Championship

2006 Results

FIRST ROUND

Loras 1, Wis.-Oshkosh 0
Maryville (Tenn.) 2, Methodist 0
Wash. & Lee 6, Meredith 0
Elizabethtown 3, Richard Stockton 2 (ot)
Montclair St. 1, Nazareth 0
Johns Hopkins 2, Salisbury 1 (2 ot)
Va. Wesleyan 1, Chris. Newport 0
Wis.-Eau Claire 2, Concordia-Mhead 0
Augustana (Ill.) 2, Grinnell 1
Wheaton (Ill.) 2, Aurora 0
Macalester 2, DePauw 1
*Hardin-Simmons 2, Puget Sound 2 (2 ot, pk)
*Trinity (Tex.) 1, Willamette 1 (2 ot, pk)
UC Santa Cruz 3, Claremont-M-5 0
Villa Julie 3, Notre Dame (Md.) 1
Western Conn. St. 2, Western New Eng. 0
Middlebury 4, Scranton 3
Worcester St. 2, Stevens Institute 0
Endicott 3, Union (N.Y.) 2
Wheaton (Mass.) 3, Husson 0
Amherst 2, Kean 0
Messiah 6, Penn St.-Behrend 0
Ithaca 4, Brockport St. 0
Rochester 2, Misericordia 0
Oneonta St. 2, Rowan 0
Wittenberg 2, Otterbein 1
Denison 2, Transylvania 0
Kenyon 2, Capital 1

SECOND ROUND

Washington-St. Louis 3, Loras 0
Wash. & Lee 1, Maryville (Tenn.) 0
Elizabethtown 1, Montclair St. 0 (ot)
*Va. Wesleyan 0, Johns Hopkins 0 (2 ot, pk)
Wis.-Eau Claire 4, Augustana (Ill.) 0
Wheaton (Ill.) 3, Macalester 0
Hardin-Simmons 2, Trinity (Tex.) 1
UC Santa Cruz 4, Webster 0
TCNJ 10, Villa Julie 1

Middlebury 3, Western Conn. St. 2
*Endicott 1, Worcester St. 1 (2 ot, pk)
Amherst 3, Wheaton (Mass.) 0
Messiah 2, Ithaca 1 (ot)
Rochester 1, Oneonta St. 0
*Denison 0, Wittenberg 0 (2 ot, pk)
Calvin 1, Kenyon 0

SECTIONAL SEMIFINALS

Wash. & Lee 2, Washington-St. Louis 1
Va. Wesleyan 1, Elizabethtown 0
Wheaton (Ill.) 2, Wis.-Eau Claire 0
*Hardin-Simmons 0, UC Santa Cruz 0 (2 ot, pk)
TCNJ 1, Middlebury 0
Amherst 1, Endicott 0
Messiah 2, Rochester 0
Calvin 1, Kenyon 0

SECTIONAL FINALS

*Va. Wesleyan 0, Wash. & Lee 0 (2 ot, pk)
Wheaton (Ill.) 3, Hardin-Simmons 0
*TCNJ 0, Amherst 0 (2 ot, pk)
*Messiah 1, Calvin 1 (2 ot, pk)

**Advanced on penalty kicks.*

SEMIFINALS

NOVEMBER 24 AT LAKE BUENA VISTA, FLA.

Wheaton (Ill.) 2, Va. Wesleyan 0

Goals by period	1	2	Total
Wheaton (Ill.)	0	2	2
Va. Wesleyan	0	0	0

SCORING SUMMARY

47:25 WH Taryne Lee (20) (Laura Koontz, Alyson Webster)
53:06 WH Sarah Richardson (19) (Maria Della Torre)
Shots: Wheaton (Ill.) 12, Va. Wesleyan 3.
Saves: Wheaton (Ill.) 2 (Kristin Eggert 2), Va. Wesleyan 5 (Lindsey Williams 4, Team 1).
Fouls: Wheaton (Ill.) 7, Va. Wesleyan 12.
Corner Kicks: Wheaton (Ill.) 1, Va. Wesleyan 2.
Attendance: 515.

TCNJ 1, Messiah 0 (2 ot)

Goals by period	1	2	OT	2 OT	Total
Messiah	0	0	0	0	0
TCNJ	0	0	0	1	1

SCORING SUMMARY

101:53 TCNJ Courtney Krol (6) (unassisted)
Shots: Messiah 6, TCNJ 21.
Saves: Messiah 7 (Brindley Beckwith 7), TCNJ 4 (Jessica Clarke 4).
Fouls: Messiah 12, TCNJ 9.
Corner Kicks: Messiah 4, TCNJ 10.
Attendance: 515.

CHAMPIONSHIP

NOVEMBER 25 AT LAKE BUENA VISTA, FLA.

Wheaton (Ill.) 2, TCNJ 0

Goals by period	1	2	Total
TCNJ	0	0	0
Wheaton (Ill.)	2	0	2

SCORING SUMMARY

15:27 WH Sarah Richardson (20) (Maria Della Torre)
39:47 WH Richardson (21) (Taryne Lee)
Shots: TCNJ 9, Wheaton (Ill.) 13.
Saves: TCNJ 4 (Jessica Clarke 4), Wheaton (Ill.) 4 (Kristin Eggert 3).
Fouls: TCNJ 16, Wheaton (Ill.) 7.
Corner Kicks: TCNJ 5, Wheaton (Ill.) 3.
Attendance: 420.

History

Team Results

Year	Champion (Record)	Coach	Score	Runner-Up	Host or Site	Championship Game Attendance	Championship Total Attendance
1986	Rochester (13-2-1)	Terry Gurnett	1-0	Plymouth St.	Cortland St.	300	1,874
1987	Rochester (18-1)	Terry Gurnett	1-0	William Smith	Rochester	1,106	3,542
1988	William Smith (18-1-1)	Aliceann Wilber	1-0	UC San Diego	William Smith	800	2,907
1989	UC San Diego (19-1-1)	Brian McManus	3-2 (3 ot)	Ithaca	UC San Diego	1,200	3,461
1990	Ithaca (18-5-2)	Patrick Farmer	1-0 (4 ot, pk)	Cortland St.	Cortland St.	647	2,948
1991	Ithaca (19-2-3)	Patrick Farmer	2-0	Rochester	Plymouth St.	409	4,000
1992	Cortland St. (17-2-3)	Chris Malone	1-0	Mass.-Dartmouth	Mary Washington	300	4,471
1993	TCNJ (20-1-3)	Joe Russo	4-0	Plymouth St.	William Smith	600	3,503
1994	TCNJ (15-0)	Joe Russo	4-3 (3 ot)	UC San Diego	UC San Diego	1,025	4,904
1995	UC San Diego (19-2)	Brian McManus	3-0	Methodist	Richard Stockton	713	6,351
1996	UC San Diego (21-1)	Brian McManus	2-1	TCNJ	Amherst	543	7,330
1997	UC San Diego (20-2)	Brian McManus	1-0	William Smith	Elizabethtown	240	9,774
1998	Macalester (22-1-1)	John Leaney	1-0 (4 ot)	TCNJ	Ithaca	230	9,098
1999	UC San Diego (19-1-2)	Brian McManus	1-0	Macalester	Williams	797	9,968
2000	TCNJ (23-1)	Joe Russo	2-1	Tufts	Tufts	1,500	10,558
2001	Ohio Wesleyan (22-1)	Bob Barnes	1-0	Amherst	Ohio Wesleyan	617	14,337
2002	Ohio Wesleyan (24-0)	Bob Barnes	1-0	Messiah	William Smith	548	8,662
2003	Oneonta St. (21-1-3)	Tracey Ranieri	2-1 (ot)	Chicago	Oneonta St.	811	10,796
2004	*Wheaton (Ill.) (25-1)	Pete Felske	1-1 (2 ot, pk)	Puget Sound	Greensboro	726	13,494
2005	Messiah (22-0-1)	Scott Frey	1-0	TCNJ	Greensboro, N.C.	1,073	14,414
2006	Wheaton (Ill.) (24-2)	Pete Felske	2-0	TCNJ	Lake Buena Vista, Fla.	420	12,336

*Declared champion on the basis of penalty kicks.

Tournament Scoring Leaders

Year	Player, School	G	A	P
1986	Martha Winter, Rochester	3	0	6
1987	Joan Grupp, William Smith	2	1	5
	Lisa Rich, Rochester	2	1	5
1988	Ann Haggerty, William Smith	4	1	9
1989	Tracy Deyle, Ithaca	2	1	5
1990	Karen Hertel, Cortland St.	4	2	10
1991	Rachel Ackerman, Cal Lutheran	3	0	6
1992	Leanne Morris, Mass.-Dartmouth	3	0	6
1993	Cyndi Marshall, TCNJ	5	1	11
1994	Diana Muchowski, UC San Diego	4	0	8
1995	Ele Johnson, UC San Diego	2	2	6
1996	Lauren Johnson, UC San Diego	6	0	12
1997	Antoinette DeLucia, William Smith	4	2	10
	Lauren Johnson, UC San Diego	3	4	10
1998	Katy Sturtz, Ohio Wesleyan	8	3	19
1999	Melissa Matuszewicz, Union (N.Y.)	4	1	9
2000	Lynn Cooper, Tufts	4	2	10
2001	Catherine Poor, Amherst	5	4	14
	Katy Sturtz, Ohio Wesleyan	6	2	14
2002	Michelle Wieser, Loras	4	2	10
2003	Tracy Prihoda, Wheaton (Mass.)	4	0	8
2004	Cortney Kjar, Puget Sound	4	6	14
2005	Dana DiBruno, TCNJ	3	2	8
	Jamie Kunkel, TCNJ	3	2	8
2006	Taryne Lee, Wheaton (Ill.)	6	4	16

All-Tournament Teams

MOP—Most Outstanding Player.

1986

Martha Winter, Rochester (MOP)

1993

Jacqueline Dirr, TCNJ (MOP offensive)
 Danielle Mastro Simone, TCNJ (MOP defensive)
 Missy Blaney, TCNJ
 Lisa Freda, Plymouth St.
 Krista Gerard, TCNJ
 Randy Jennings, Plymouth St.
 Ele Johnson, UC San Diego
 Cyndi Marshall, TCNJ
 Kristin Okvist, William Smith
 Mary-Bridget Pawlik, Plymouth St.
 Carrie Peer, UC San Diego

Allison Shirtz, William Smith
 Cynthia Stone, William Smith

1994

Tracy Pear, TCNJ (MOP offensive)
 Jen Hart, TCNJ (MOP defensive)
 Missy Blaney, TCNJ
 Lisa Cesaro, TCNJ
 Kim Crawford, Geneseo St.
 Kim Faust, TCNJ
 Amanda Johnson, UC San Diego
 Ele Johnson, UC San Diego
 Dawn Lee, UC San Diego
 Jennifer Mazzucco, TCNJ
 Diana Muchowski, UC San Diego
 Trish Parker, N.C. Wesleyan
 Carrie Peer, UC San Diego

1995

Ele Johnson, UC San Diego (MOP offensive)
 Diana Muchowski, UC San Diego (MOP defensive)
 Heather Barbalinardo, Richard Stockton
 Michele Brown, Methodist
 Beth Freeburg, UC San Diego
 Amanda Johnson, UC San Diego
 Ruth Keegan, Methodist
 Jen Maurer, Methodist
 Allison McCarthy, William Smith
 Marcy Meagher, William Smith
 Carrie Peer, UC San Diego
 Alvy Styles, Methodist
 Marcie Williams, Richard Stockton

1996

Toni Nunez, UC San Diego (MOP offensive)
 Beth Freeburg, UC San Diego (MOP defensive)
 Cheryl Adronovitz, TCNJ
 Jessica Barry, Chicago
 Lisa Buckley, TCNJ
 Sarah Fabian, Amherst
 Shay Feilen, Chicago
 Ele Johnson, UC San Diego
 Lauren Johnson, UC San Diego
 Daniela Kolarsick, TCNJ
 Shaunette Richards, Amherst
 Traci Tapp, TCNJ
 Christa Wemmer, UC San Diego

1997

Laura Johnson, UC San Diego (MOP offensive)
 Kathleen Thelian, William Smith (MOP defensive)
 Amy Bender, Elizabethtown
 Whitney Brusman, William Smith
 Antoinette DeLucia, William Smith
 Cindy Dostalek, UC San Diego

Beth Freeburg, UC San Diego
 Janine Harispe, UC San Diego
 Maricela Ocegueda, UC San Diego
 Kim Rausch, William Smith
 Lynn Stoehr, Washington-St. Louis
 Lori Thomas, Washington-St. Louis
 Meredith Uber, Elizabethtown

1998

Kate Ryan-Reiling, Macalester (MOP offensive)
 Colleen Caldwell, TCNJ (MOP defensive)
 Victoria Nusse, TCNJ
 Traci Tapp, TCNJ
 Brianne Vazquez, TCNJ
 Ellen Dully, Macalester
 Holly Harris, Macalester
 Tawni Epperson, Macalester
 Erin DeMarco, Ithaca
 Jessica DiManno, Ithaca
 Dana Christopherson, Willamette
 Liz Heaston, Willamette
 Katie Edmondswards, Willamette

1999

Erika Alfredson, UC San Diego (MOP offensive)
 Julia Cuder, UC San Diego (MOP defensive)
 Janine Harispe, UC San Diego
 Jennifer Hetland, UC San Diego
 Elizabeth Hughes, UC San Diego
 Carly Androff, Macalaster
 Onie Elsberry, Macalaster
 Kate Ryan-Reiling, Macalester
 Ann Brophy, Williams
 Meghan Cavanaugh, Williams
 Christina Ciafone, Williams
 Christina Grande, TCNJ
 Vanessa Wong, TCNJ

2000

Denise Buckley, TCNJ (MOP offensive)
 Jill DiGiampaolo, Trinity (Tex.) (MOP defensive)
 Cara Gabage, TCNJ
 Karen Geiger, TCNJ
 Beth Hoeflinger, TCNJ
 Erica Adelstein, Trinity (Tex.)
 Melissa Dickey, Trinity (Tex.)
 Lynn Cooper, Tufts
 Carmen Mikacenic, Tufts
 Adie Sherwood, Tufts
 Molly Cady, Wis.-Stevens Point
 Margaret Domka, Wis.-Stevens Point
 Mickey Jacob, Wis.-Stevens Point

2001

Catherine Poor, Amherst (MOP offensive)

Akeya Terrell, Ohio Wesleyan (MOP defensive)
 Margaret Rubin, Amherst
 Katharine Shipley, Amherst
 Emily Bayer, Ohio Wesleyan
 Katie Buchert, Ohio Wesleyan
 Katy Sturtz, Ohio Wesleyan
 Sarah Kron, Wheaton (Ill.)
 Rebecca Mouw, Wheaton (Ill.)
 Anne Merten, Willamette
 Buffy Morris, Willamette

2002
 Erika Howland, Ohio Wesleyan (MOP offensive)
 Mindy Hammond, Ohio Wesleyan (MOP defensive)
 Liz Sheehan, Ohio Wesleyan
 Sarah Wall, Ohio Wesleyan
 Emily Benson, Messiah
 Jamie Gasiorowski, Messiah
 Mindy Miller, Messiah
 Jennifer Sapp, Messiah
 Jamie Bauer, William Smith
 Alyson Stachura, William Smith
 Mackenzie Bergstrom, Trinity (Tex.)

2003
 Brooke Davis, Oneonta St. (MOP offensive)
 Dianna Connett, Chicago (MOP defensive)
 Patricia Jaeger, Oneonta St.
 Amanda LaPolla, Oneonta St.
 Laura Morcone, Oneonta St.
 Jacqui DeLeon, Chicago
 Renee Neuner, Chicago
 Meredith Rinaker, DePauw
 Corinne Scott, DePauw
 Brittany Boyd, TCNJ
 Lynda Schuster, TCNJ

2004
 Bridget Stolee, Puget Sound (MOP offensive)
 Jessica Elsen, Wheaton (Ill.) (MOP defensive)
 Jen Binger, Wheaton (Ill.)
 Laura Koontz, Wheaton (Ill.)
 Ashley Vratil, Wheaton (Ill.)
 Cortney Kjar, Puget Sound
 Elizabeth Pittman, Puget Sound
 Avie Fitzgerald, Messiah
 Savannah Stolzenburg, Messiah
 Lauren Konopka, Wheaton (Mass.)
 Jordan Pouliot, Wheaton (Mass.)

2005
 Kacie Klynstra, Messiah (MOP)
 Sarah Hibschan, Messiah
 Savannah Stolzenburg, Messiah
 Dana DiBruno, TCNJ
 Courtney Krol, TCNJ
 Jamie Kunkel, TCNJ
 Diana Connett, Chicago
 Jacqui DeLeon, Chicago

Lydia Claudio, Tufts
 Martha Furtek, Tufts

2006
 Sarah Richardson, Wheaton (Ill.) (MOP offensive)
 Bethany Barton, Wheaton (Ill.) (MOP defensive)
 Kristin Eggert, Wheaton (Ill.)
 Taryne Lee, Wheaton (Ill.)
 Cali Pitchel, Messiah
 Avie Fitzgerald, Messiah
 Kristen Cubicciotti, TCNJ
 Laura Delaney, TCNJ
 Jamie Kunkel, TCNJ
 Ally Hodgkins, Va. Wesleyan
 Laura Jackson, Va. Wesleyan

Individual Records

GOALS, GAME
 4—Katy Sturtz, Ohio Wesleyan (4) vs. Olivet (3), 1998;
 Katie Myers, Gettysburg (11) vs. Chestnut Hill (0), 2004;
 Sarah Wall, Ohio Wesleyan (9) vs. Manchester (0), 2004.

GOALS, TOURNAMENT
 8—Katy Sturtz, Ohio Wesleyan (4 vs. Olivet, 2 vs. Kalamazoo, 2 vs. Washington-St. Louis), 1998.

GOALS, CAREER
 15—Katy Sturtz, Ohio Wesleyan, 1998-99-2000-01.

ASSISTS, GAME
 5—Molly Cady, Wis.-Stevens Point (7) vs. Edgewood (0), 2000.

ASSISTS, TOURNAMENT
 6—Molly Cady, Wis.-Stevens Point (5 vs. Edgewood, 1 vs. Salisbury), 2000; Cortney Kjar, Puget Sound (1 vs. Redlands, 1 vs. Hardin-Simmons, 2 vs. Washington-St. Louis, 1 vs. Messiah, 1 vs. Wheaton [Ill.]), 2004.

ASSISTS, CAREER
 7—Lauren Johnson, UC San Diego, 1995-96-97.

POINTS, GAME
 9—Sarah Wall (4 goals, 1 assist), Ohio Wesleyan (9) vs. Manchester (0), 2004.

POINTS, TOURNAMENT
 19—Katy Sturtz (8 goals, 3 assists; 4-0 vs. Olivet, 2-0 vs. Kalamazoo, 2-3 vs. Washington-St. Louis), Ohio Wesleyan, 1998.

POINTS, CAREER
 36—Katy Sturtz, (15 goals, 6 assists), Ohio Wesleyan, 1998-99-2000-01.

SAVES, GAME
 29—Amanda Baltzley, Connecticut Col. (0) vs. TCNJ (1) (2 ot), 1998.

LOWEST GOALS-AGAINST AVERAGE, TOURNAMENT (Min. 3 Games, 50% of team minutes)

0.00—Doreen Byers, Rochester (vs. Scranton, Plymouth St. and William Smith), 1987; JoAnn Johnston, Rochester (vs. Scranton, Plymouth St. and William Smith), 1987; Mary St. Germain, Plymouth St. (vs. Salem St., William Smith and UC San Diego), 1989; Beth Howland, Ithaca (vs. Plymouth St., Methodist and Cortland St.), 1990; (vs. N.C. Wesleyan, TCNJ, UC San Diego and Rochester), 1991; Melissa Samuels, Cortland St. (vs. Ithaca, TCNJ, UC San Diego and Mass.-Dartmouth), 1992; Mindy Hammond, Ohio Wesleyan (vs. Westminster [Pa.], Wilmington [Ohio], St. Thomas [Minn.], William Smith and Messiah), 2002; Brita Nelson, Wheaton (Ill.) (vs. Hope, Chicago, Chris. Newport, Wheaton [Mass.] and Puget Sound), 2004; Kristin Eggert, Wheaton (Ill.) (vs. Aurora, Macalester, Wis.-Eau Claire, Hardin-Simmons, Va. Wesleyan and TCNJ), 2006; Piper Crowell, Amherst (vs. Kean, Wheaton [Mass.], Endicott and TCNJ), 2006; Katie Loomis, UC Santa Cruz (vs. Claremont-M-S, Webster and Hardin-Simmons), 2006; Kayla Sulzer, Calvin (vs. Kenyon, Denison and Messiah), 2006.

LOWEST GOALS-AGAINST AVERAGE, CAREER (Min. 5 Games)
 0.10—Mindy Hammond, Ohio Wesleyan, 2001-02 (1 goal, 10 games [872 minutes]).

Team Records

GOALS, GAME
 11—Gettysburg vs. Chestnut Hill (0), 2004.

GOALS, TWO TEAMS, GAME
 11—Washington-St. Louis (6 vs. Ohio Wesleyan (5), 1998; Gettysburg (11) vs. Chestnut Hill (0), 2004; TCNJ (10) vs. Villa Julie (1), 2006.

SHOTS, GAME
 50—Chicago (2) vs. Edgewood (1) (2 ot), 1999.

CORNER KICKS, GAME
 23—UC San Diego (1) vs. Macalester (0), 1989.

FOULS, GAME
 34—TCNJ (2) vs. Methodist (1) (3 ot), 1993.

GOALS, TOURNAMENT
 16—Wheaton (Ill.) (5 vs. Hope, 3 vs. Chicago, 4 vs. Chris. Newport, 3 vs. Wheaton [Mass.], 1 vs. Puget Sound), 2004.

GOALS PER GAME, TOURNAMENT (Min. 2 Games)
 6.00—Gettysburg (12 goals in 2 games), 2004.

LOWEST GOALS-AGAINST AVERAGE, TOURNAMENT (Min. 3 Games)
 0.00—Rochester, 3 games, 1987; Ithaca, 4 games, 1991; Cortland St., 4 games, 1992; Ohio Wesleyan, 5 games, 2002; Wheaton (Ill.), 6 games, 2006; Amherst, 4 games, 2006; UC Santa Cruz, 3 games, 2006.

Won-Lost-Tied Records in Tournament Play

(Note: Semifinal losers are credited with third place.)

Team (Years Participated)	Yrs.	Won	Lost	Tied	Pct.	1st	2nd	3rd
Albion (2000-01-02)	3	2	3	1	.417	0	0	0
Alfred (1988)	1	0	1	0	.000	0	0	0
Allegheny (1988-2003)	2	0	2	0	.000	0	0	0
Amherst (1994-95-96-97-98-2001-03-06)	8	16	5	3	.729	0	1	1
Arcadia (1999-2000-05)	3	0	2	1	.167	0	0	0
Augustana (Ill.) (2005-06)	2	1	1	1	.500	0	0	0
Aurora (2001-02-05-06)	4	0	4	0	.000	0	0	0
Austin (1999-2000)	2	0	2	0	.000	0	0	0
Bates (1993-96-97-2005)	4	3	4	0	.429	0	0	0
Bay Path (2004)	1	0	1	0	.000	0	0	0
Binghamton (1991-95-96)	3	0	2	1	.167	0	0	0
Bowdoin (1995-96-97-98-99-2000)	6	1	5	1	.214	0	0	0
Brandeis (1988)	1	0	1	0	.000	0	0	0
Bridgewater St. (2002-03)	2	1	2	0	.667	0	0	0
Brockport St. (2006)	1	0	1	0	.000	0	0	0
Cabrini (2003)	1	0	1	0	.000	0	0	0
UC San Diego (1986-87-88-89-90-91-92-93-94-95-96-97-98-99)	14	37	8	2	.809	5	2	4
UC Santa Cruz (1999-2000-02-06)	4	2	3	1	.417	0	0	0
Cal Lutheran (1991-92-93-95-96-97-99-2000)	8	3	8	0	.273	0	0	0
Calvin (1997-98-2005-06)	4	3	2	2	.571	0	0	0
Capital (1999-2006)	2	0	2	0	.000	0	0	0

Team (Years Participated)	Yrs.	Won	Lost	Tied	Pct.	1st	2nd	3rd
Carroll (Wis.) (2002)	1	0	1	0	.000	0	0	0
Castleton (2005)	1	0	1	0	.000	0	0	0
Catholic (2005)	1	0	1	0	.000	0	0	0
Chapman (1999-2000-01-02-03-04)	6	4	5	1	.450	0	0	0
Chestnut Hill (2003-04)	2	0	2	0	.000	0	0	0
Chicago (1996-97-98-99-2002-03-04-05)	8	14	8	1	.630	0	1	2
Chris. Newport (2000-04-05-06)	4	2	4	0	.333	0	0	0
Claremont-M-S (2002-06)	2	0	2	0	.000	0	0	0
Clark (Mass.) (1998)	1	0	1	0	.000	0	0	0
Colby (1997-98)	2	2	2	1	.500	0	0	0
Concordia (Wis.) (2004)	1	0	1	0	.000	0	0	0
Concordia-M'head (2006)	1	0	1	0	.000	0	0	0
Connecticut Col. (1998)	1	2	1	0	.667	0	0	0
Cortland St. (1986-87-88-89-90-91-92-93-94-98)	10	8	7	4	.526	1	1	1
Curry (1986-87)	2	0	2	0	.000	0	0	0
Dallas (2001-04-05)	3	0	3	0	.000	0	0	0
Denison (1992-93-97-98-99-2000-01-03-05-06)	10	7	10	2	.421	0	0	0
DePauw (1997-99-2001-03-05-06)	6	5	6	2	.462	0	0	1
Dickinson (2005)	1	2	1	0	.667	0	0	0
Drew (1997)	1	0	1	0	.000	0	0	0
Eastern Conn. St. (1989-2003-05)	3	0	3	0	.000	0	0	0
Edgewood (1999-2000-01)	3	0	3	0	.000	0	0	0
Elizabethtown (1997-98-99-2001-06)	5	9	3	2	.714	0	0	1
Elmira (1997)	1	0	1	1	.250	0	0	0
Emmanuel (Mass.) (2003)	1	0	1	0	.000	0	0	0
Emory (1993-95-96-97-98-2000-02-04-05)	9	4	8	2	.357	0	0	0
Endicott (1999-2001-03-04-05-06)	6	2	6	1	.278	0	0	0
Framingham St. (1999-2000-01)	3	0	3	0	.000	0	0	0
Frostburg St. (2001-02-03-04-05)	5	1	5	1	.214	0	0	0
Geneseo St. (1992-93-94)	3	1	3	2	.333	0	0	1
Gettysburg (1993-94-97-98-99-04)	6	2	6	0	.250	0	0	0
Greensboro (2002-03)	2	0	1	1	.250	0	0	0
Grinnell (1999-2004-05-06)	4	1	4	0	.200	0	0	0
Grove City (2002-03)	2	0	2	0	.000	0	0	0
Gust. Adolphus (1993-94-95-96-97-98)	6	3	6	0	.333	0	0	0
Gwynedd-Mercy (2001)	1	0	1	0	.000	0	0	0
Hamilton (2004)	1	1	1	0	.500	0	0	0
Hardin-Simmons (1999-2001-03-04-05-06)	6	7	6	2	.533	0	0	0
Hartwick (1986-87-88-89-90)	5	2	5	0	.286	0	0	0
Haverford (2005)	1	0	1	1	.250	0	0	0
Heidelberg (1995-96)	2	0	2	0	.000	0	0	0
Hope (2003-04-05)	3	1	2	1	.375	0	0	0
Husson (2003-06)	2	0	2	0	.000	0	0	0
Ill. Wesleyan (2005)	1	0	1	0	.000	0	0	0
Ithaca (1987-88-89-90-91-92-93-94-96-97-98-99-2000-03-04-05-06)	17	21	12	4	.622	2	1	2
John Carroll (2001)	1	0	1	0	.000	0	0	0
Johns Hopkins (1997-98-2002-05-06)	5	1	4	2	.286	0	0	0
Johnson & Wales (R.I.) (2000-05)	2	0	2	0	.000	0	0	0
Kalamazoo (1988-90-91-97-98-99)	6	3	6	0	.333	0	0	0
Kean (1986-90-91-92-96-2006)	6	0	6	0	.000	0	0	0
Keene St. (1998-2002-04)	3	2	3	0	.400	0	0	0
Kenyon (2006)	1	1	1	0	.500	0	0	0
Keuka (2001)	1	1	1	0	.500	0	0	0
Lake Forest (2003)	1	0	1	0	.000	0	0	0
Lakeland (2003-05)	2	0	2	0	.000	0	0	0
Lawrence (2000-01)	2	1	2	0	.333	0	0	0
Loras (2001-02-03-04-05-06)	6	4	6	0	.400	0	0	0
Lynchburg (1997-98-99-2000-01-04-05)	7	6	7	1	.464	0	0	0
Macalester (1989-90-92-95-96-97-98-99-2000-03-04-05-06)	13	18	10	3	.629	1	1	0
Me.-Farmington (2003)	1	1	1	0	.500	0	0	0
Manchester (2003-04)	2	0	2	0	.000	0	0	0
Mary Washington (1989-90-91-92-94-97-98-99-2001-02-03-04)	12	11	12	3	.481	0	0	1
Maryville (Mo.) (1999)	1	0	1	0	.000	0	0	0
Maryville (Tenn.) (2001-04-05-06)	4	1	4	0	.200	0	0	0
Mass.-Dartmouth (1992-93-94)	3	3	3	1	.500	0	1	0
Meredith (2006)	1	0	1	0	.000	0	0	0
Messiah (2000-01-02-03-04-05-06)	7	15	5	4	.708	1	1	2
Methodist (1986-87-88-89-90-93-94-95-2006)	9	11	9	0	.550	0	1	3
Middlebury (1997-2000-04-06)	4	6	4	0	.600	0	0	0
Misericordia (2002-04-05-06)	4	0	4	0	.000	0	0	0
Montclair St. (2004-06)	2	2	1	1	.625	0	0	0
Moravian (2005)	1	1	1	0	.500	0	0	0
Mount Holyoke (1986)	1	0	1	0	.000	0	0	0
Mt. St. Joseph (1999-2000-01-02-05)	5	1	4	1	.250	0	0	0
Muhlenberg (2000-01-03)	3	3	3	0	.500	0	0	0
Nazareth (1997-98-99-2000-01-02-06)	7	6	7	0	.462	0	0	0
New England (2000)	1	0	1	0	.000	0	0	0
TCNJ (1991-92-93-94-95-96-97-98-99-2000-01-02-03-04-05-06)	16	38	13	3	.731	3	4	2
New York U. (2002)	1	2	1	0	.667	0	0	0
Nichols (2002)	1	0	1	0	.000	0	0	0
N.C. Wesleyan (1988-91-92-93-94-96-97-99-2000-01)	10	7	9	10	.441	0	0	1
Notre Dame (Md.) (2001-02-05-06)	4	0	4	0	.000	0	0	0
Ohio Wesleyan (1991-92-98-99-2000-01-02-04-05)	9	15	6	2	.696	2	0	0
Olivet (1998)	1	0	1	0	.000	0	0	0

Team (Years Participated)	Yrs.	Won	Lost	Tied	Pct.	1st	2nd	3rd
Oneonta St. (1997-99-2000-01-02-03-04-05-06)	9	12	7	2	.619	1	0	0
Otterbein (2004-05-06)	3	2	1	2	.600	0	0	0
Penn St.-Behrend (2000-06)	2	0	2	0	.000	0	0	0
Plattsburgh St. (1995)	1	0	0	1	.500	0	0	0
Plymouth St. (1986-87-88-89-90-91-92-93-94-97)	10	13	8	2	.609	0	2	3
Pomona-Pitzer (2005)	1	0	1	0	.000	0	0	0
Principia (2004)	1	0	1	0	.000	0	0	0
Puget Sound (1999-2000-02-03-04-05-06)	7	11	5	4	.650	0	1	0
Randolph-Macon (1994-95-96)	3	1	3	1	.300	0	0	0
Redlands (2001-04)	2	1	2	1	.375	0	0	0
Richard Stockton (1995-96-97-98-2006)	5	4	5	1	.450	0	0	1
Roanoke (1998)	1	0	1	0	.000	0	0	0
Rochester (1986-87-88-89-90-91-92-93-95-96-97-98-2001-05-06)	15	20	12	4	.611	2	1	0
Rowan (1999-2005-06)	3	1	1	2	.500	0	0	0
St. Benedict (1990-97-98-2002)	4	3	4	0	.429	0	0	1
St. Lawrence (1986-89)	2	1	2	0	.333	0	0	0
St. Mary's (Minn.) (1986-87-88-89-90-91-94)	7	2	7	0	.222	0	0	0
St. Thomas (Minn.) (1987-88-89-97-98-2001-02)	7	8	7	0	.533	0	0	1
Salem St. (1988-89-90-91-92)	5	1	4	1	.250	0	0	0
Salisbury (2000-06)	2	2	2	0	.500	0	0	0
SCAD (1999-2000-02)	3	0	3	0	.000	0	0	0
Scranton (1987-89-90-92-99-2000-01-02-03-04-06)	11	5	10	3	.361	0	0	0
Sewanee (2005)	1	0	1	0	.000	0	0	0
Simmons (2004)	1	0	1	0	.000	0	0	0
Simpson (1999)	1	1	1	0	.500	0	0	0
Skidmore (1994-96)	2	0	1	1	.250	0	0	0
Smith (1986)	1	1	1	0	.500	0	0	0
Springfield (2005)	1	1	1	0	.500	0	0	0
Stevens Institute (2002-03-04-05-06)	5	4	5	1	.450	0	0	0
Texas-Dallas (2002)	1	1	1	0	.500	0	0	0
Thomas More (2003)	1	0	1	0	.000	0	0	0
Transylvania (2006)	1	0	1	0	.000	0	0	0
Trinity (Tex.) (1992-93-95-96-97-98-99-2000-01-02-04-05-06)	13	12	10	5	.537	0	0	2
Tufts (1998-2000-02-05)	4	9	4	3	.656	0	1	1
Union (N.Y.) (1999-2000-01-02-03-05-06)	7	4	4	3	.500	0	0	0
Villa Julie (2000-06)	2	3	2	0	.600	0	0	0
Va. Wesleyan (2003-05-06)	3	5	2	3	.650	0	0	1
Wash. & Lee (2002-03-05-06)	4	4	3	2	.556	0	0	0
Washington-St. Louis (1995-97-98-2003-04-06)	6	9	5	2	.625	0	0	1
Webster (2000-01-02-03-05-06)	6	2	6	0	.250	0	0	0
Wellesley (1998-99)	2	4	1	1	.750	0	0	0
Western Conn. St. (1997-99-2000-01-05-06)	6	4	6	0	.400	0	0	0
Western New Eng. (1999-2001-02-06)	4	0	4	0	.000	0	0	0
Westminster (Pa.) (2002-03-04-05)	4	2	3	1	.417	0	0	0
Wheaton (Ill.) (1997-98-99-2000-01-02-03-04-05-06)	10	23	7	2	.750	2	0	1
Wheaton (Mass.) (2000-01-02-03-04-05-06)	7	11	7	1	.605	0	0	1
Whittier (2003)	1	0	1	0	.000	0	0	0
Wilkes (2005)	1	0	1	0	.000	0	0	0
Willamette (1998-99-2000-01-06)	5	8	3	2	.692	0	0	2
Wm. Paterson (1997-98)	2	1	2	0	.333	0	0	0
William Penn (2000)	1	1	1	0	.500	0	0	0
William Smith (1987-88-89-90-91-92-93-94-95-96-97-98-99-2000-01-02-05)	17	25	14	5	.625	1	2	3
Williams (1993-94-95-96-98-99-2001-04)	8	6	7	4	.471	0	0	1
Wilmington (Ohio) (1994-96-97-2000-02-03)	6	5	6	0	.455	0	0	0
Wis.-Eau Claire (2005-06)	2	2	2	1	.500	0	0	0
Wis.-Oshkosh (2006)	1	0	1	0	.000	0	0	0
Wis.-Stevens Point (1993-94-95-97-98-99-2000-01-02-03-04)	11	10	11	0	.476	0	0	1
Wittenberg (2006)	1	1	0	1	.750	0	0	0
Wooster (1992-96)	2	0	2	0	.000	0	0	0
Worcester St. (2004-05-06)	3	1	2	1	.375	0	0	0

All-Time Results

1986 First Round: St. Mary's (Minn.) 2, Methodist 1 (2 ot, penalty kicks); Smith 1, Mount Holyoke 0; Hartwick 3, Kean 1; St. Lawrence 2, Curry 1. **Second Round:** UC San Diego 1, St. Mary's (Minn.) 0 (2 ot, penalty kicks); Rochester 3, Smith 1; Cortland St. 1, Hartwick 0; Plymouth St. 3, St. Lawrence 0. **Semifinals:** Rochester 2, UC San Diego 0; Plymouth St. 3, Cortland St. 2. **Championship:** Rochester 1, Plymouth St. 0

1987 First Round: St. Thomas (Minn.) 2, St. Mary's (Minn.) 1; William Smith 2, Hartwick 1 (2 ot, penalty kicks); Scranton 2, Ithaca 0; Plymouth St. 2, Curry 1. **Second Round:** St. Thomas (Minn.) 1, UC San Diego 0; William Smith 2, Cortland St. 0; Rochester 6, Scranton 0; Plymouth St. 2, Methodist 0. **Semifinals:** William Smith 1, St. Thomas (Minn.) 0 (2 ot); Rochester 1, Plymouth St. 0. **Championship:** Rochester 1, William Smith 0.

1988 First Round: UC San Diego 3, St. Thomas (Minn.) 0; Cortland St. 2, St. Mary's (Minn.) 1; Plymouth St. 3, Salem St. 0; Ithaca 1, Brandeis 0; William Smith 6, Alfred 0; Hartwick

2, Allegheny 1; Methodist 3, N.C. Wesleyan 0; Kalamazoo 3, Rochester 2 (2 ot, penalty kicks). **Second Round:** UC San Diego 2, Cortland St. 0; Ithaca 2, Plymouth St. 0; William Smith 2, Hartwick 1 (2 ot, penalty kicks); Methodist 2, Kalamazoo 1. **Semifinals:** UC San Diego 2, Ithaca 0 (2 ot); William Smith 2, Methodist 1 (2 ot, penalty kicks). **Championship:** William Smith 1, UC San Diego 0 (2 ot).

1989 First Round: UC San Diego 1, Macalester 0 (2 ot); St. Thomas (Minn.) 2, St. Mary's (Minn.) 1 (2 ot, penalty kicks); Plymouth St. 1, Salem St. 0; William Smith 2, Eastern Conn. St. 0; Methodist 3, Scranton 0; Mary Washington 1, St. Lawrence 0 (2 ot, penalty kicks); Rochester 1, Cortland St. 0 (2 ot, penalty kicks); Ithaca 2, Hartwick 0. **Second Round:** UC San Diego 2, St. Thomas (Minn.) 1 (2 ot, penalty kicks); Plymouth St. 1, William Smith 0 (2 ot, penalty kicks); Methodist 3, Mary Washington 0; Ithaca 2, Rochester 1 (2 ot, penalty kicks). **Semifinals:** UC San Diego 1, Plymouth St. 0 (2 ot, penalty kicks); Ithaca 2, Methodist 0. **Championship:** UC San Diego 3, Ithaca 2 (3 ot).

1990 First Round: Macalester 1, UC San Diego 0 (2 ot); St. Benedict 1, St. Mary's (Minn.) 0; Rochester 1, William Smith 0; Cortland St. 3, Kean 1; Ithaca 1, Plymouth St. 0

(2 ot, penalty kicks); Salem St. 2, Hartwick 0; Kalamazoo 3, Mary Washington 1; Methodist 1, Scranton 0 (2 ot). **Second Round:** St. Benedict 1, Macalester 0; Cortland St. 2, Rochester 1 (2 ot, penalty kicks); Ithaca 1, Salem St. 0; Methodist 1, Kalamazoo 0. **Semifinals:** Cortland St. 3, St. Benedict 1; Ithaca 1, Methodist 0. **Championship:** Ithaca 1, Cortland St. 0 (4 ot, penalty kicks).

1991 First Round: William Smith 2, Ohio Wesleyan 0; *Rochester 1, Binghamton 1 (2 ot); Cortland St. 2, Salem St. 0; Plymouth St. 3, Kean 1; TCNJ 1, Mary Washington 0; Ithaca 1, N.C. Wesleyan 0; Cal Lutheran 3, Kalamazoo 0; UC San Diego 5, St. Mary's (Minn.) 0. **Second Round:** Rochester 1, William Smith 0; Plymouth St. 1, Cortland St. 0; Ithaca 1, TCNJ 0; UC San Diego 2, Cal Lutheran 0. **Semifinals:** Rochester 1, Plymouth St. 0; Ithaca 1, UC San Diego 0. **Championship:** Ithaca 2, Rochester 0.

**Advanced on penalty kicks.*

1992 First Round: Rochester 2, Geneseo St. 0; William Smith 5, Scranton 0; *Mass-Dartmouth 2, Salem St. 2 (4 ot, pk); Mary Washington 1, N.C. Wesleyan 0. **Regionals:** Cal Lutheran 3, Trinity (Tex.) 0; UC San Diego 1, Macalester 0; UC San Diego 3, Cal Lutheran 2; TCNJ 1, Rochester

0; Cortland St.* 0, Ithaca 0 (2 ot); Cortland St. 1, TCNJ 0; Plymouth St. 3, William Smith 2; Mass.-Dartmouth 1, Kean 0; Mass.-Dartmouth 1, Plymouth St. 0; Mary Washington 1, Wooster 0; Denison 4, Ohio Wesleyan 1; Mary Washington 1, Denison 0 (4 ot). **Semifinals:** *Cortland St. 0, UC San Diego 0 (2 ot, pk); Mass.-Dartmouth 1, Mary Washington 0 (2 ot). **Championship:** Cortland St. 1, Mass.-Dartmouth 0.

**Advanced on penalty kicks.*

1993 First Round: TCNJ 4, Gettysburg 0; Williams 2, Bates 0; *Rochester 0, Cortland St. 0 (4 ot, pk); UC San Diego 1, Cal Lutheran 0. **Regionals:** William Smith 3, Denison 1; Ithaca 1, Geneseo St. 0 (2 ot); William Smith 1, Ithaca 0 (2 ot); TCNJ 5, Emory 0 (2 ot); Methodist 1, N.C. Wesleyan 0; TCNJ 2, Methodist 1 (3 ot); Plymouth St. 2, Williams 0; Rochester 2, Mass.-Dartmouth 0; Plymouth St. 1, Rochester 0; Wis.-Stevens Point 4, Trinity (Tex.) 2 (2 ot); UC San Diego 2, Gust. Adolphus 0; UC San Diego 2, Wis.-Stevens Point 0. **Semifinals:** *TCNJ 0, William Smith 0 (2 ot, pk); Plymouth St. 1, UC San Diego 0 (2 ot). **Championship:** TCNJ 4, Plymouth St. 0.

**Advanced on penalty kicks.*

1994 First Round: Amherst 4, Mass.-Dartmouth 2 (2 ot); *Geneseo St. 2, Skidmore 2 (4 ot, pk); St. Mary's (Minn.) 4, Gust. Adolphus 1; Gettysburg 4, Randolph-Macon 1. **Regionals:** TCNJ 1, Amherst 0; *Williams 1, Plymouth St. 1 (2 ot, pk); TCNJ 2, Williams 0; Geneseo St. 1, Ithaca 0 (2 ot); William Smith 2, Cortland St. 0; *Geneseo St. 1, William Smith 1 (4 ot, pk); UC San Diego 1, St. Mary's (Minn.) 0; Wis.-Stevens Point 1, Wilmington (Ohio) 0; UC San Diego 3, Wis.-Stevens Point 1; N.C. Wesleyan 1, Gettysburg 0; Methodist 1, Mary Washington 0; N.C. Wesleyan 1, Methodist 0 (2 ot). **Semifinals:** TCNJ 6, Geneseo St. 0; UC San Diego 2, N.C. Wesleyan 0. **Championship:** TCNJ 4, UC San Diego 3 (3 ot). **Advanced on penalty kicks.*

1995 First Round: UC San Diego 2, Cal Lutheran 0; Macalester 1, Wis.-Stevens Point 0; *Williams 1, Plattsburgh St. 1 (4 ot, pk); Rochester 1, Binghamton 0. **Regionals:** UC San Diego 2, Washington-St. Louis 0; Gust. Adolphus 1, Macalester 0 (2 ot); UC San Diego 2, Gust. Adolphus 1 (2 ot); William Smith 1, Williams 0; Rochester 2, Heidelberg 1; William Smith 2, Rochester 0 (2 ot); *Randolph-Macon 0, Trinity (Tex.) 0 (2 ot, pk); Methodist 1, Emory 0; Methodist 1, Randolph-Macon 0; Amherst 1, Bowdoin 0; Richard Stockton 2, TCNJ 1; *Richard Stockton 1, Amherst 1 (4 ot, pk). **Semifinals:** UC San Diego 1, William Smith 0; Methodist 2, Richard Stockton 0. **Championship:** UC San Diego 3, Methodist 0. **Advanced on penalty kicks.*

1996 First Round: Ithaca 3, William Smith 0; Rochester 2, Skidmore 0; Heidelberg 2, Wooster 1; Macalester 1, Gust. Adolphus 0; UC San Diego 3, Cal Lutheran 0; Randolph-Macon 1, N.C. Wesleyan 0; Bates 2, Bowdoin 0; Richard Stockton 1, Kean 0 (2 ot). **Regionals:** Ithaca 1, Binghamton 0 (2 ot); TCNJ 2, Rochester 1; TCNJ 2, Ithaca 0; Chicago 2, Wilmington (Ohio) 0; Macalester 2, Heidelberg 0; Chicago 1, Macalester 0; Trinity (Tex.) 1, Emory 0; UC San Diego 5, Randolph-Macon 1; UC San Diego 2, Trinity (Tex.) 0; Bates 2, Williams 0; Amherst 2, Richard Stockton 1 (2 ot); Amherst 1, Bates 0. **Semifinals:** TCNJ 1, Chicago 0; UC San Diego 2, Amherst 1. **Championship:** UC San Diego 2, TCNJ 1.

1997 First Round: Elizabethtown 5, Johns Hopkins 0; *Elmira 1, Ithaca 1 (4 ot, pk); Nazareth 3, Oneonta St. 2 (3 ot); Colby 1, Bates 0 (2 ot); N.C. Wesleyan 3, Lynchburg 0; Denison 2, DePauw 0; Kalamazoo 5, Wilmington (Ohio) 1; Wheaton (Ill.) 2, Wis.-Stevens Point 1 (2 ot). **Regionals:** Elizabethtown 2, TCNJ 1; Richard Stockton 6, Gettysburg 0; Elizabethtown 2, Richard Stockton 0; Amherst 2, Western Conn. St. 0; Wm. Paterson 4, Drew 0; Amherst 3, Wm. Paterson 2 (3 ot); William Smith 3, Elmira 0; Rochester 3, Nazareth 2; William Smith 6, Rochester 0; *Colby 2, Plymouth St. 2 (2 ot, pk); Middlebury 1, Bowdoin 0; Middlebury 1, Colby 0 (4 ot); Mary Washington 2, Emory 0; Trinity (Tex.) 1, N.C. Wesleyan 0 (2 ot); Mary Washington 3, Trinity (Tex.) 1; UC San Diego 2, Chicago 1 (2 ot); Gust. Adolphus 4, Cal Lutheran 2; UC San Diego 3, Gust. Adolphus 1; Calvin 2, Denison 0; Washington-St. Louis 2, Kalamazoo 1; Washington-St. Louis 3, Calvin 2; Macalester 2, Wheaton (Ill.) 0; St. Thomas (Minn.) 1, St. Benedict 0; Macalester 4, St. Thomas (Minn.) 2 (2 ot). **Quarterfinals:** Elizabethtown 1, Amherst 0; William Smith 1, Middlebury 0; UC San Diego 2, Mary Washington 1; Washington-St. Louis 2, Macalester 1. **Semifinals:** *William Smith 0, Elizabethtown 0 (2 ot, pk); UC San Diego 2, Washington-St. Louis 0. **Championship:** UC San Diego 1, William Smith 0. **Advanced on penalty kicks.*

1998 First Round: Elizabethtown 3, Johns Hopkins 1; Wellesley 1, Bowdoin 0; Colby 5, Keene St. 1; Rochester 1, Nazareth 0 (3 ot); Lynchburg 1, Roanoke 0 (3 ot); Gust. Adolphus 2, St. Thomas (Minn.) 1; Denison 1, Calvin 0; Ohio Wesleyan 4, Olivet 3 (2 ot). **Regionals:** TCNJ 4, Elizabethtown 1; Richard Stockton 2, Gettysburg 1 (2 ot); TCNJ 1, Richard Stockton 0; Connecticut Col. 2, Wm. Paterson 1 (2 ot); Williams* 0, Amherst 0 (2 ot); Connecticut Col. 1, Williams 0; Wellesley 2, Clark 1; Tufts 4, Colby 0; *Tufts 1, Wellesley 1 (4 ot, pk); *William Smith 0, Rochester 0 (2 ot, pk); *Ithaca 1, Cortland St. 1 (2 ot, pk); Ithaca 2, William Smith 1; St. Benedict 1, UC San Diego 0; Willamette 1, Wis.-Stevens Point 0; Willamette 2, St. Benedict 1 (2 ot); Mary Washington 3, Lynchburg 2; *Emory 0, Trinity (Tex.) 0 (2 ot, pk); Mary *Washington 1, Emory 1 (4 ot, pk); Macalester 1, Gust. Adolphus 0 (2 ot); Chicago 2, Wheaton (Ill.) 1; Macalester 3, Chicago 0; Washington-St. Louis 5, Denison 1; Ohio Wesleyan 3, Kalamazoo 2; Washington-St. Louis 6, Ohio Wesleyan 5 (2 ot). **Quarterfinals:** TCNJ 1, Connecticut Col. 0 (2 ot); Ithaca 1, Tufts 0 (2 ot); Willamette 2, Mary Washington 0; *Macalester 1, Washington-St. Louis 1 (4 ot, pk). **Semifinals:** TCNJ 2, Ithaca 0; Macalester 1, Willamette 0. **Championship:** Macalester 1, TCNJ 0 (4 ot). **Advanced on penalty kicks.*

1999 First Round: Simpson 3, Grinnell 0; Chicago 2, Edgewood 1 (2 ot); N.C. Wesleyan 3, SCAD 2 (ot); Union (N.Y.) 4, Ithaca 3 (3 ot); Oneonta St. 7, Western New Eng. 0; Bowdoin 2, Framingham St. 0; Wellesley 1, Endicott 0; Cal Lutheran 2, Chapman 1; *Puget Sound 1, Willamette 1 (4 ot, pk); DePauw 3, Capital 0; Wheaton (Ill.) 3, Mt. St. Joseph 0; Elizabethtown 2, Gettysburg 0; Rowan 1, Arcadia 0 (2 ot). **Regionals:** Macalester 5, Simpson 0; Chicago 2, Wis.-Stevens Point 1; Macalester 2, Chicago 0; N.C. Wesleyan 1, Lynchburg 0; Denison 3, Mary Washington 1; N.C. Wesleyan 2, Denison 0; William Smith 4, Union (N.Y.) 1; Nazareth 1, Oneonta St. 0 (2 ot); Nazareth 2, William Smith 0; Williams 1, Bowdoin 0; Wellesley 3, Western Conn. St. 0; Williams 1, Wellesley 0; *UC San Diego 1, Cal Lutheran 1 (2 ot, pk); Puget Sound 1, UC Santa Cruz 0; UC San Diego 1, Puget Sound 0 (3 ot); Trinity (Tex.) 4, Maryville (Mo.) 0; Hardin-Simmons 1, Austin 0 (ot); Trinity (Tex.) 2, Hardin-Simmons 0; DePauw 1, Ohio Wesleyan 0; Wheaton (Ill.) 2, Kalamazoo 1 (2 ot); Wheaton (Ill.) 1, DePauw 0; TCNJ* 0, Elizabethtown 0 (2 ot); *Scranton 0, Rowan 0 (2 ot, pk); TCNJ 3, Scranton 0. **Quarterfinals:** Macalester 1, N.C. Wesleyan 0 (ot); Williams 2, Nazareth 0; UC San Diego 1, Trinity (Tex.) 0; TCNJ 1, Wheaton (Ill.) 0. **Semifinals:** Macalester 1, Williams 0; UC San Diego 1, TCNJ 0. **Championship:** UC San Diego 1, Macalester 0. **Advanced on penalty kicks.*

2000 First Round: Villa Julie 2, Chris. Newport 1 (2 ot); Lynchburg 9, Arcadia 0; William Penn 1, Webster 0; Wis.-Stevens Point 7, Edgewood 0; Wheaton (Mass.) 1, Framingham St. 0; Tufts 5, New England 0; Nazareth 7, Penn St.-Behrend 1; Western Conn. St. 1, Union (N.Y.) 0 (3 ot); Chapman 4, UC Santa Cruz 0; Scranton 2, Ithaca 1 (ot); Muhlenberg 2, Johnson & Wales (R.I.) 1; Wilmington (Ohio) 1, Mt. St. Joseph 0; Albion 2, Lawrence 0. **Regional Semifinals:** Villa Julie 2, N.C. Wesleyan 1; Salisbury 2, Lynchburg 1 (2 ot); Wheaton (Ill.) 1, William Penn 0; Wis.-Stevens Point 1, Macalester 0; Wheaton (Mass.) 3, Middlebury 2 (2 ot); *Tufts 0, Bowdoin 0 (2 ot, pk); William Smith 2, Nazareth 1; Oneonta St. 1, Western Conn. St. 0 (2 ot); Emory 1, SCAD 0; Trinity (Tex.) 1, Austin 0 (ot); Willamette 2, Cal Lutheran 0; Chapman 2, Puget Sound 1 (ot); Messiah 1, Scranton 0; TCNJ 3, Muhlenberg 0; Wilmington (Ohio) 2, Denison 1; Ohio Wesleyan 3, Albion 1. **Regional Finals:** Salisbury 2, Villa Julie 0; Wis.-Stevens Point 1, Wheaton (Ill.) 0; Tufts 3, Wheaton (Mass.) 1; William Smith 2, Oneonta St. 1 (2 ot); *Trinity (Tex.) 1, Emory 1 (4 ot, pk); Willamette 1, Chapman 0; TCNJ 1, Messiah 0 (3 ot); Ohio Wesleyan 2, Wilmington (Ohio) 0. **Quarterfinals:** Wis.-Stevens Point 2, Salisbury 0; Tufts 1, William Smith 0; Trinity (Tex.) 3, Willamette 1; TCNJ 1, Ohio Wesleyan 0 (3 ot). **Semifinals:** Tufts 1, Wis.-Stevens Point 0 (ot); TCNJ 1, Trinity (Tex.) 0 (ot). **Championship:** TCNJ 2, Tufts 1. **Advanced on penalty kicks.*

2001 First Round: Webster 5, Edgewood 1; St. Thomas (Minn.) 1, Loras 0 (2 ot); Mary Washington 1, Gwynedd-Mercy 0; Keuka 1, Oneonta St. 0; Nazareth 2, Rochester 1; Amherst 6, Endicott 0; Williams 9, Framingham St. 0; Lawrence 2, Aurora 1; N.C. Wesleyan 2, Maryville (Tenn.) 0; Hardin-Simmons 1, Dallas 0; DePauw 2, John Carroll 0; Mt. St. Joseph 1, Denison 0; Elizabethtown 7, Notre Dame (Md.) 0. **Second Round:** Wis.-Stevens Point 2, Webster 0; Wheaton (Ill.) 2, St. Thomas (Minn.) 0; Messiah 7, Frostburg St. 0; Scranton 1, Mary Washington 0; William Smith 5, Keuka 0; Union (N.Y.)

3, Nazareth 2; Amherst 4, Wheaton (Mass.) 1; Western Conn. St. 2, Williams 1 (2 ot); Willamette 5, Lawrence 0; *Redlands 0, Chapman 0 (2 ot, pk); Lynchburg* 2, N.C. Wesleyan 2 (2 ot); Hardin-Simmons 3, Trinity (Tex.) 2; Ohio Wesleyan 3, DePauw 0; *Albion 1, Mt. St. Joseph 1 (2 ot, pk); TCNJ 3, Western New Eng. 0; Muhlenberg 3, Elizabethtown 1. **Third Round:** Wheaton (Ill.) 2, Wis.-Stevens Point 1; *Scranton 0, Messiah 0 (4 ot, pk); *William Smith 1, Union (N.Y.) 1 (4 ot, pk); Amherst 2, Western Conn. St. 1 (2 ot); Willamette 3, Redlands 1; Lynchburg 2, Hardin-Simmons 0; Ohio Wesleyan 3, Albion 0; TCNJ 3, Muhlenberg 0. **Quarterfinals:** Wheaton (Ill.) 1, Scranton 0; Amherst 1, William Smith 0; Willamette 2, Lynchburg 0; Ohio Wesleyan 1, TCNJ 0. **Semifinals:** Amherst 1, Wheaton (Ill.) 0; Ohio Wesleyan 2, Willamette 1 (ot). **Championship:** Ohio Wesleyan 1, Amherst 0. **Advanced on penalty kicks.*

2002 First Round: *Bridgewater St. 0, Western New Eng. 0 (2 ot, pk); Tufts 4, Nichols 0; Nazareth 3, Grove City 2; New York U. 2, Misericordia 0; Westminster (Pa.) 4, Frostburg St. 1; Albion 1, Mt. St. Joseph 0; Loras 5, Aurora 1; St. Thomas (Minn.) 6, Carroll (Wis.) 1; Oneonta St. 2, Scranton 0; Mary Washington 5, Notre Dame (Md.) 0; Stevens Institute 1, Johns Hopkins 0; Emory 2, SCAD 1; Wash. & Lee 2, Greensboro 0. **Regional Semifinals:** Wheaton (Mass.) 1, Bridgewater St. 0; Keene St. 1, Tufts 0; *William Smith 1, Nazareth 1 (2 ot, pk); *New York U. 2, Union (N.Y.) 2 (2 ot, pk); Ohio Wesleyan 3, Westminster (Pa.) 0; Wilmington (Ohio) 2, Albion 1; Wis.-Stevens Point 5, Loras 2; *St. Thomas (Minn.) 0, St. Benedict 0 (2 ot, pk); Chicago 2, Oneonta St. 1 (2 ot); Wheaton (Ill.) 3, Webster 1; Messiah 2, Mary Washington 0; TCNJ 2, Stevens Institute 1; Trinity (Tex.) 2, Emory 0; Texas-Dallas 1, Wash. & Lee 0; Puget Sound 4, Claremont-M-S 0; *Chapman 1, UC Santa Cruz 1 (2 ot, pk). **Regional Finals:** Wheaton (Mass.) 3, Keene St. 1; William Smith 3, New York U. 0; Ohio Wesleyan 2, Wilmington (Ohio) 0; St. Thomas (Minn.) 3, Wis.-Stevens Point 0; Wheaton (Ill.) 2, Chicago 0; Messiah 2, TCNJ 1; Trinity (Tex.) 1, Texas-Dallas 0; Puget Sound 1, Chapman 0. **Quarterfinals:** *William Smith 0, Wheaton (Mass.) 0 (2 ot, pk); Ohio Wesleyan* 0, St. Thomas (Minn.) 0 (2 ot, pk); *Messiah 0, Wheaton (Ill.) 0 (2 ot, pk); Trinity (Tex.) 2, Puget Sound 1. **Semifinals:** Ohio Wesleyan 3, William Smith 0; *Messiah 0, Trinity (Tex.) 0 (2 ot, pk). **Championship:** Ohio Wesleyan 1, Messiah 0. **Advanced on penalty kicks.*

2003 First Round: Webster 1, Lake Forest 0; Washington-St. Louis 4, Lakeland 0; Wis.-Stevens Point 3, Macalester 0; Chapman 3, Whittier 1; Wilmington (Ohio) 1, Thomas More 0 (2 ot); Hope 2, Manchester 0; Me.-Farmington 1, Husson 0 (ot); Amherst 1, Bridgewater St. 0; Endicott 1, Emmanuel (Mass.) 0; Mary Washington 2, Cabrini 1; Frostburg St. 3, Westminster (Pa.) 2; Ithaca 2, Grove City 0; Stevens Institute 5, Chestnut Hill 0. **Regional Semifinals:** Chicago 3, Webster 0; Wheaton (Ill.) 1, Washington-St. Louis 0; Loras 3, Wis.-Stevens Point 1; Puget Sound 1, Chapman 0; Wilmington (Ohio) 1, Allegheny 0; DePauw 1, Hope 0; Va. Wesleyan 2, Hardin-Simmons 1; *Wash. & Lee 0, Greensboro 0 (2 ot, pk); Wheaton (Mass.) 7, Me.-Farmington 0; Amherst 2, Endicott 1 (ot); TCNJ 4, Denison 2; Mary Washington 1, Messiah 0; Scranton 1, Frostburg St. 0; Muhlenberg 3, Eastern Conn. St. 1; *Oneonta St. 0, Ithaca 0 (2 ot, pk); Union (N.Y.) 5, Stevens Institute 0. **Regional Finals:** *Chicago 0, Wheaton (Ill.) 0 (2 ot, pk); Puget Sound 2, Loras 0; DePauw 4, Wilmington (Ohio) 0; Va. Wesleyan 1, Wash. & Lee 0 (2 ot); Wheaton (Mass.) 3, Amherst 2; TCNJ 5, Mary Washington 1; Scranton 1, Muhlenberg 0; Oneonta St. 1, Union (N.Y.) 0 (2 ot). **Quarterfinals:** Chicago 2, Puget Sound 1 (2 ot); *DePauw 0, Va. Wesleyan 0 (2 ot, pk); TCNJ 2, Wheaton (Mass.) 0; Oneonta St. 1, Scranton 0 (2 ot). **Semifinals:** Chicago 2, DePauw 1 (ot); Oneonta St. 2, TCNJ 1. **Championship:** Oneonta St. 2, Chicago 1 (ot). **Advanced on penalty kicks.*

2004 First Round: Williams 3, Endicott 1; Keene St. 1, Worcester St. 0; Middlebury 4, Simmons 0; Stevens Institute 0, Scranton 0 (2 ot, pk); Ithaca 4, Misericordia 1; *Frostburg St. 1, Westminster (Pa.) 1 (2 ot, pk); Emory 2, Maryville (Tenn.) 0; Wis.-Stevens Point 5, Concordia (Wis.) 0; Montclair St. 4, Bay Path 0; Gettysburg 11, Chestnut Hill 0; Macalester 3, Grinnell 1; Redlands 2, Chapman 1; Hardin-Simmons 2, Dallas 0. **Second Round:** *Wheaton (Mass.) 0, Williams 0 (2 ot, pk); Middlebury 2, Keene St. 0; Hamilton 1, Stevens Institute 0; Oneonta St. 1, Ithaca 0 (ot); Chris. Newport 2, Frostburg St. 1; Lynchburg 1, Emory 0 (ot); Chicago 4, Wis.-Stevens Point 0; Wheaton (Ill.) 5, Hope 0; *Messiah 0, Montclair St. 0 (2 ot, pk); TCNJ 2, Gettysburg 1; *Mary Washington 1, Otterbein 1 (2 ot, pk); Ohio Wesleyan 9, Manchester 0; Macalester 1, Loras 0;

Washington-St. Louis 5, Principia 0; Puget Sound 4, Redlands 1; Hardin-Simmons 1, Trinity (Tex.) 0. **Sectional Semifinals:** Wheaton (Mass.) 2, Middlebury 1; Oneonta St. 2, Hamilton 1; Chris. Newport 1, Lynchburg 0; Wheaton (Ill.) 3, Chicago 0; Messiah 1, TCNJ 0; *Mary Washington 0, Ohio Wesleyan 0 (2 ot, pk); *Washington-St. Louis 0, Macalester 0 (2 ot, pk); Puget Sound 2, Hardin-Simmons 0. **Sectional Finals:** Wheaton (Mass.) 3, Oneonta St. 0; Wheaton (Ill.) 4, Chris. Newport 0; Messiah 3, Mary Washington 0; Puget Sound 3, Washington-St. Louis 0. **Semifinals:** Wheaton (Ill.) 3, Wheaton (Mass.) 1; Puget Sound 3, Messiah 0. **Championship:** **Wheaton (Ill.) 1, Puget Sound 1 (2 ot, pk).

*Advanced on penalty kicks.

**Declared champion on penalty kicks.

2005 First Round: Westminster (Pa.) 5, Notre Dame (Md.) 1; Stevens Institute 5, Wilkes 0; *Johns Hopkins 1, Rowan 1 (2 ot, pk); Otterbein 2, Mt. St. Joseph 1; *Ohio Wesleyan 2, Calvin 2 (2 ot, pk); Denison 2, Frostburg St. 0; *DePauw 0, Hope 0 (2 ot, pk); Tufts 3, Johnson & Wales (R.I.) 0; Bates 3, Eastern Conn. St. 1; Wheaton (Mass.) 4, Worcester St. 0; Western Conn. St. 2, Endicott 1; Union (N.Y.) 1, Ithaca 0 (ot); Rochester 1, William Smith 0; Springfield 3, Castleton 0; *Haverford 1, Arcadia 1 (2 ot, pk); Dickinson 2, Misericordia 1; Moravian 2, Wash. & Lee 1 (2 ot); Va. Wesleyan 2, Chris. Newport 1; Lynchburg 3, Catholic 1; Hardin-Simmons 3, Pomona-Pitzer 0; Trinity (Tex.) 2, Dallas 0; Chicago 4, Aurora 0; Loras 1, Ill. Wesleyan 0; Wheaton (Ill.) 5, Webster 0; *Wis-

Eau Claire 0, Augustana (Ill.) 0 (2 ot, pk); Emory 1, Sewanee 0 (ot); Puget Sound 3, Maryville (Tenn.) 0; Grinnell 3, Lakeland 1. **Second Round:** TCNJ 5, Westminster (Pa.) 0; Stevens Institute 2, Johns Hopkins 1; Otterbein 4, Ohio Wesleyan 1; Denison 1, DePauw 0 (ot); Tufts 1, Bates 0; Wheaton (Mass.) 1, Western Conn. St. 0; *Rochester 0, Union (N.Y.) 0 (2 ot, pk); Oneonta St. 3, Springfield 1; Messiah 1, Haverford 0; Dickinson 1, Moravian 0; Lynchburg 1, Va. Wesleyan 0; Trinity (Tex.) 3, Hardin-Simmons 2 (ot); Chicago 3, Loras 0; Wheaton (Ill.) 2, Wis.-Eau Claire 1 (ot); Puget Sound 2, Emory 0; Macalester 3, Grinnell 0. **Sectional Semifinals:** TCNJ 1, Stevens Institute 0; *Denison 0, Otterbein 0 (2 ot, pk); Tufts 5, Wheaton (Mass.) 2; Oneonta St. 3, Rochester 0; Messiah 3, Dickinson 1; Trinity (Tex.) 1, Lynchburg 0; Chicago 2, Wheaton (Ill.) 1; *Puget Sound 0, Macalester 0 (2 ot, pk).

Sectional Finals: TCNJ 2, Denison 1; *Tufts 1, Oneonta St. 1 (2 ot, pk); *Messiah 0, Trinity (Tex.) 0 (2 ot, pk); Chicago 1, Puget Sound 0 (ot). **Semifinals:** TCNJ 3, Tufts 0; Messiah 2, Chicago 1 (ot). **Championship:** Messiah 1, TCNJ 0.

*Advanced on penalty kicks.

2006 First Round: Loras 1, Wis.-Oshkosh 0; Maryville (Tenn.) 2, Methodist 0; Wash. & Lee 6, Meredith 0; Elizabethtown 3, Richard Stockton 2 (ot); Montclair St. 1, Nazareth 0; Johns Hopkins 2, Salisbury 1 (2 ot); Va. Wesleyan 1, Chris. Newport 0; Wis.-Eau Claire 2, Concordia-M'head 0; Augustana (Ill.) 2, Grinnell 1; Wheaton (Ill.) 2, Aurora 0; Macalester 2, DePauw 1; Hardin-Simmons* 2, Puget Sound 2 (2 ot, pk);

Trinity (Tex.)* 1, Willamette 1 (2 ot, pk); UC Santa Cruz 3, Claremont-M-S 0; Villa Julie 3, Notre Dame (Md.) 1; Western Conn. St. 2, Western New Eng. 0; Middlebury 4, Scranton 3; Worcester St. 2, Stevens Institute 0; Endicott 3, Union (N.Y.) 2; Wheaton (Mass.) 3, Husson 0; Amherst 2, Kean 0; Messiah 6, Penn St.-Behrend 0; Ithaca 4, Brockport St. 0; Rochester 2, Misericordia 0; Oneonta St. 2, Rowan 0; Wittenberg 2, Otterbein 1; Denison 2, Transylvania 0; Kenyon 2, Capital 1. **Second Round:** Washington-St. Louis 3, Loras 0; Wash. & Lee 1, Maryville (Tenn.) 0; Elizabethtown 1, Montclair St. 0 (ot); Va. Wesleyan* 0, Johns Hopkins 0 (2 ot, pk); Wis.-Eau Claire 4, Augustana (Ill.) 0; Wheaton (Ill.) 3, Macalester 0; Hardin-Simmons 2, Trinity (Tex.) 1; UC Santa Cruz 4, Webster 0; TCNJ 10, Villa Julie 1; Middlebury 3, Western Conn. St. 2; Endicott* 1, Worcester St. 1 (2 ot, pk); Amherst 3, Wheaton (Mass.) 0; Messiah 2, Ithaca 1 (ot); Rochester 1, Oneonta St. 0; Denison* 0, Wittenberg 0 (2 ot, pk); Calvin 1, Kenyon 0.

Sectional Semifinals: Wash. & Lee 2, Washington-St. Louis 1; Va. Wesleyan 1, Elizabethtown 0; Wheaton (Ill.) 2, Wis.-Eau Claire 0; Hardin-Simmons* 0, UC Santa Cruz 0 (2 ot, pk); TCNJ 1, Middlebury 0; Amherst 1, Endicott 0; Messiah 2, Rochester 0; Calvin 1, Denison 0 (2 ot). **Sectional Finals:** Va. Wesleyan* 0, Wash. & Lee 0 (2 ot, pk); Wheaton (Ill.) 3, Hardin-Simmons 0; TCNJ* 0, Amherst 0 (2 ot, pk); Messiah* 1, Calvin 1 (2 ot, pk).

Semifinals: Wheaton (Ill.) 2, Va. Wesleyan 0; TCNJ 1, Messiah 0. **Championship:** Wheaton (Ill.) 2, TCNJ 0. *Advanced on penalty kicks.

The NCAA salutes the more than
380,000 student-athletes
participating in **23 sports** at
more than **1,000** member institutions

