

# DIVISION I MEN'S SOCCER CHAMPIONSHIPS RECORDS BOOK

2022 Championship.....	2
History.....	3
All-Tournament Teams.....	5
Individual Statistics Records.....	8
Team Statistics Records.....	10
Elite 90 Award.....	11
Won-Lost-Tied Records in Tournament Play.....	12
All-Time Results.....	16
Championship Coaching Records.....	27
Team-By-Team Coach Won-Lost Records.....	31
All-Time Coaches Records.....	40
Brackets.....	47



---

# 2022 CHAMPIONSHIP

---

## FIRST ROUND

[South Fla. 4, Hofstra 2](#)  
[Pittsburgh 2, Cleveland St. 1](#)  
[Western Mich. 2, Louisville 1 \(OT\)](#)  
[Portland 2, UC Riverside 1](#)  
[High Point 2, North Carolina 0](#)  
[Ohio St. 3, Wake Forest 0](#)  
[Saint Louis 4, Memphis 2 \(OT\)](#)  
[Marshall 1, Elon 0](#)  
[Penn 3, Rutgers 0](#)  
[Maryland 5, Fairleigh Dickinson 2](#)  
[Vermont 3, Quinnipiac 2 \(OT\)](#)  
[UCLA 2, California Baptist 1](#)  
[Denver 1, San Diego 0 \(OT\)](#)  
[New Hampshire 2, Seton Hall 1](#)  
[Georgetown 2, Navy 0](#)  
[Creighton 2, Missouri St. 1](#)

## SECOND ROUND

[Kentucky 4, South Fla. 0](#)  
[Pittsburgh 3, Akron 0](#)  
[Western Mich. 1, Lipscomb 0](#)  
[Portland 2, Oregon St. 0](#)  
[Stanford 6, High Point 2](#)  
[\\*UNC Greensboro 1, Ohio St. 1 \(7-6 PK\)](#)  
[Indiana 1, Saint Louis 0](#)  
[\\*Marshall 1, Virginia 1 \(5-3 PK\)](#)  
[Syracuse 2, Penn 1 \(OT\)](#)  
[Cornell 2, Maryland 1](#)  
[Vermont 3, SMU 2](#)

[UCLA 2, Clemson 1](#)  
[Duke 3, Denver 1](#)  
[\\*FIU 2, New Hampshire 2 \(10-9 PK\)](#)  
[Tulsa 1, Georgetown 0 \(OT\)](#)  
[Creighton 3, Washington 1](#)

## THIRD ROUND

[Pittsburgh 2, Kentucky 1](#)  
[Portland 1, Western Mich. 0](#)  
[\\*UNC Greensboro 1, Stanford 1 \(3-1 PK\)](#)  
[Indiana 1, Marshall 0](#)  
[Syracuse 1, Cornell 0](#)  
[Vermont 3, UCLA 0](#)  
[Duke 1, FIU 0](#)  
[Creighton 2, Tulsa 1](#)

## QUARTERFINALS

[Pittsburgh 1, Portland 0 \(OT\)](#)  
[Indiana 2, UNC Greensboro 0](#)  
[Syracuse 2, Vermont 1](#)  
[Creighton 3, Duke 2](#)

## SEMIFINALS

[Syracuse 3, Creighton 2](#)  
[Indiana 2, Pittsburgh 0](#)

## CHAMPIONSHIP

[\\*Syracuse 2, Indiana 2 \(7-6 PK\)](#)

*\*Advanced on penalty kicks*

# HISTORY

## RESULTS

Year	Champion (Record)	Coach	Score	Runner-Up	Host or Site	Game Attendance	Total Attendance
1959	Saint Louis (11-1)	Bob Guelker	5-2	Bridgeport	UConn	400	—
1960	Saint Louis (14-1)	Bob Guelker	3-2	Maryland	Brooklyn	1,000	—
1961	West Chester (12-0)	Mel Lorback	2-0	Saint Louis	St. Louis	6,500	—
1962	Saint Louis (12-0-1)	Bob Guelker	4-3	Maryland	St. Louis	6,231	—
1963	Saint Louis (13-1)	Bob Guelker	3-0	Navy	Rutgers	3,500	—
1964	Navy (15-0)	F.H. Warner	1-0	Michigan St.	Brown	600	—
1965	Saint Louis (14-0)	Bob Guelker	1-0	Michigan St.	St. Louis	7,234	—
1966	San Francisco (11-0-1)	Steve Negroesco	5-2	LIU	California	5,000	—
1967	Michigan St. (12-0-2)	Gene Kenney	0-0	(Game called due to inclement weather)	St. Louis	3,000	—
1968	Maryland (14-0-1)	Doyle Royal	2-2 (2 OT)		Georgia Tech-Emory	1,112	—
	Michigan St. (11-1-3)	Gene Kenney					
1969	Saint Louis (13-0)	Harry Keough	4-0	San Francisco	San Jose St.	5,100	—
1970	Saint Louis (14-0-1)	Harry Keough	1-0	UCLA	SIUE	8,000	—
1971	#Howard (15-0)	Lincoln Phillips	3-2	Saint Louis	Miami, Fla.	5,800	—
1972	Saint Louis (15-2-3)	Harry Keough	4-2	UCLA	Miami, Fla.	3,000	—
1973	Saint Louis (15-2-3)	Harry Keough	2-1 (OT)	UCLA	Miami, Fla.	5,861	—
1974	Howard (19-0)	Lincoln Phillips	2-1 (4 OT)	Saint Louis	St. Louis	2,921	—
1975	San Francisco (21-1-2)	Steve Negroesco	4-0	SIUE	SIUE	4,400	24,071
1976	San Francisco (20-2-3)	Steve Negroesco	1-0	Indiana	Penn	5,981	39,373
1977	Hartwick (16-0-2)	Jim Lennox	2-1	San Francisco	California	16,503	28,557
1978	#San Francisco (28-1)	Steve Negroesco	2-0	Indiana	Tampa, Fla.	8,700	30,553
1979	SIUE (19-2-3)	Bob Guelker	3-2	Clemson	Tampa, Fla.	5,500	30,947
1980	San Francisco (24-0-2)	Steve Negroesco	4-3 (OT)	Indiana	Tampa, Fla.	7,052	25,729
1981	UConn (20-3-2)	Joe Morrone	2-1 (OT)	Alabama A&M	Stanford	3,500	31,200
1982	Indiana (21-3-1)	Jerry Yeagley	2-1 (8 OT)	Duke	Fort Lauderdale, Fla.	5,312	50,949
1983	Indiana (21-1-4)	Jerry Yeagley	1-0 (2 OT)	Columbia	Fort Lauderdale, Fla.	5,257	54,386
1984	Clemson (22-4)	I.M. Ibrahim	2-1	Indiana	Seattle	7,926	48,469
1985	UCLA (20-1-4)	Sigi Schmid	1-0 (8 OT)	American	Seattle	5,986	54,206
1986	Duke (18-5-1)	John Rennie	1-0	Akron	Tacoma, Wash.	4,196	65,892
1987	Clemson (18-5-1)	I.M. Ibrahim	2-0	San Diego St.	Clemson	8,352	57,009
1988	Indiana (19-3-3)	Jerry Yeagley	1-0	Howard	Indiana	5,168	38,560
1989	Santa Clara (20-0-3)	Steve Sampson	1-1 (2 OT)		Rutgers	3,889	67,338
	Virginia (21-2-2)	Bruce Arena					
1990	*UCLA (19-1-4)	Sigi Schmid	0-0 (4 OT, 4-3 PK)	Rutgers	South Fla.	4,613	55,096
1991	*Virginia (19-1-2)	Bruce Arena	0-0 (4 OT, 3-1 PK)	Santa Clara	South Fla.	3,925	48,154
1992	Virginia (21-2-1)	Bruce Arena	2-0	San Diego	Davidson	8,150	52,191
1993	Virginia (22-3)	Bruce Arena	2-0	South Carolina	Davidson	10,549	72,175
1994	Virginia (22-3-1)	Bruce Arena	1-0	Indiana	Davidson	12,033	92,186
1995	Wisconsin (20-4-1)	Jim Launder	2-0	Duke	Richmond	21,319	96,747
1996	St. John's (NY) (22-2-2)	Dave Masur	4-1	FIU	Richmond	20,874	85,915
1997	UCLA (22-2)	Sigi Schmid	2-0	Virginia	Richmond	20,143	67,764
1998	Indiana (23-2)	Jerry Yeagley	3-1	Stanford	Richmond	15,202	70,885
1999	Indiana (21-3)	Jerry Yeagley	1-0	Santa Clara	Charlotte, N.C.	15,439	56,078
2000	UConn (20-3-2)	Ray Reid	2-0	Creighton	Charlotte, N.C.	11,421	52,910
2001	North Carolina (21-4)	Elmar Bolowich	2-0	Indiana	Columbus, Ohio	7,113	63,791
2002	UCLA (18-3-3)	Tom Fitzgerald	1-0	Stanford	Dallas	8,498	62,280
2003	Indiana (17-3-5)	Jerry Yeagley	2-1	St. John's (NY)	Columbus, Ohio	5,300	61,310
2004	*Indiana (19-4-1)	Mike Freitag	1-1 (2 OT, 3-2 PK)	UC Santa Barbara	Carson, Calif.	13,601	72,566
2005	Maryland (20-4-1)	Sasho Cirovski	1-0	New Mexico	Cary, N.C.	6,922	76,920
2006	UC Santa Barbara (17-7-1)	Tim Vom Steeg	2-1	UCLA	Saint Louis	5,948	77,173
2007	Wake Forest (22-2-2)	Jay Vidovich	2-1	Ohio St.	Cary, N.C.	8,172	79,523
2008	Maryland (23-3)	Sasho Cirovski	1-0	North Carolina	Frisco, Texas	7,690	54,690

Year	Champion (Record)	Coach	Score	Runner-Up	Host or Site	Game Attendance	Total Attendance
2009	*Virginia (19-3-3)	George Gelnovatch	0-0 (2 OT, 3-2 PK)	Akron	Cary, N.C.	5,679	76,566
2010	Akron (22-1-2)	Caleb Porter	1-0	Louisville	Santa Barbara, Calif.	9,672	80,747
2011	North Carolina (21-2-3)	Carlos Somoano	1-0	Charlotte	Hoover, Ala.	8,777	87,221
2012	Indiana (16-5-3)	Todd Yeagley	1-0	Georgetown	Hoover, Ala.	9,242	78,406
2013	Notre Dame (17-1-6)	Bobby Clark	2-1	Maryland	Chester, Pa.	5,303	62,406
2014	*Virginia (14-6-3)	George Gelnovatch	0-0 (2 OT, 4-2 PK)	UCLA	Cary, N.C.	8,015	63,965
2015	Stanford (18-2-3)	Jeremy Gunn	4-0	Clemson	Kansas City	4,081	62,841
2016	*Stanford (15-3-5)	Jeremy Gunn	0-0 (2 OT, 5-4 PK)	Wake Forest	Houston	6,315	76,467
2017	Stanford (19-2-2)	Jeremy Gunn	1-0 (2 OT)	Indiana	Chester, Pa.	5,764	66,952
2018	Maryland (13-6-4)	Sasho Cirovski	1-0	Akron	Santa Barbara, Calif.	4,858	58,375
2019	*Georgetown (20-1-3)	Brian Wiese	3-3 (7-6 PK)	Virginia	Cary, N.C.	8,413	69,030
2020 <sup>^</sup>	Marshall (13-2-3)	Chris Grassie	1-0 (OT)	Indiana	Cary, N.C.	5,000	14,114
2021	Clemson (16-5-2)	Mike Noonan	2-0	Washington	Cary, N.C.	7,238	80,672
2022	Syracuse (19-2-4)	Ian McIntyre	2-2 (7-6 PK)	Indiana	Cary, N.C.	4,010	64,898

*\*Declared champion on the basis of PK.*

*#Later vacated.*

*<sup>^</sup>Tournament played entirely in Cary, North Carolina, and the surrounding areas in the spring of 2021 and reduced to 36 teams (from 48) due to the COVID-19 pandemic.*

## TEAM CHAMPIONSHIPS

Saint Louis	10
Indiana	8
Virginia	7
Maryland	4
San Francisco	4
UCLA	4
Clemson	3
Stanford	3
Michigan St.	2
North Carolina	2
UConn	2
Akron	1
Duke	1
Georgetown	1
Hartwick	1
Howard	1
Marshall	1
Navy	1
Notre Dame	1
St. John's (NY)	1
Santa Clara	1
SIUE	1
Syracuse	1
UCSB	1
Wake Forest	1
West Chester	1
Wisconsin	1

# ALL-TOURNAMENT TEAMS

## MOP—Most Outstanding Player.

### 1960

Don Range, Saint Louis (MOP offensive)  
John Klein, Saint Louis (MOP defensive)

### 1961

Bill Foulke, West Chester (MOP offensive)  
Bill Killen, West Chester (MOP defensive)

### 1962

Gerry Balassi, Saint Louis (MOP offensive)  
Don Ceresia, Saint Louis (MOP defensive)

### 1964

Sydney Alozie, Michigan St. (MOP offensive)  
Myron Hura, Navy (MOP defensive)

### 1965

Pat McBride, Saint Louis (MOP offensive)  
Jack Gilsinn, Saint Louis (MOP defensive)  
Nick Krat, Michigan St. (MOP defensive)

### 1966

Sandor Hites, San Francisco (MOP offensive)

### 1967

Ernie Tuchscherer, Michigan St. (MOP offensive)

### 1969

Al Trost, Saint Louis (MOP offensive)  
Pat Leahy, Saint Louis (MOP defensive)

### 1971

Mike Seerey, Saint Louis (MOP offensive)

### 1972

Danny Counce, Saint Louis (MOP offensive)  
Bruce Arena, Cornell (MOP defensive)

### 1975

Andy Atuegbu, San Francisco (MOP offensive)  
Steve Raibovsky, Brown (MOP defensive)

### 1976

Andy Atuegbu, San Francisco (MOP offensive)  
David Shelton, Indiana (MOP defensive)

### 1977

John Young, Hartwick (MOP offensive)  
Jeff Tipping, Hartwick (MOP defensive)

### 1997

Seth George, UCLA (MOP offensive)  
Matt Reis, UCLA (MOP defensive)  
Carlos Bocanegra, UCLA  
Josh Keller, UCLA  
Tom Polti, UCLA  
McKinley Tennyson, UCLA  
Ben Olsen, Virginia  
Scott Vermillion, Virginia  
Brian West, Virginia

Chris Klein, Indiana  
Aleksey Korol, Indiana  
Tim Leonard, Saint Louis  
Kevin Quigley, Saint Louis

### 1998

Aleksey Korol, Indiana (MOP offensive)  
Nick Garcia, Indiana (MOP defensive)  
Lazo Alavanja, Indiana  
Gino DiGuardi, Indiana  
Dema Kovalenko, Indiana  
Yuri Lavrinenko, Indiana  
Andrew Parrish, Indiana  
Jamie Clark, Stanford  
Simon Elliott, Stanford  
Lee Morrison, Stanford  
Steve Armas, Maryland  
Taylor Twellman, Maryland  
Michael Goehring, Santa Clara

### 1999

Yuri Lavrinenko, Indiana (MOP offensive)  
Nick Garcia, Indiana (MOP defensive)  
Ryan Mack, Indiana  
Aleksey Korol, Indiana  
Adam Eyre, Santa Clara  
Ari Rodopoulos, Santa Clara  
Shawn Percell, Santa Clara  
Darin Lewis, UConn  
Brent Rahim, UConn  
Sasha Victorine, UCLA  
Pete Vagenas, UCLA

### 2000

Darin Lewis, UConn (MOP offensive)  
Chris Gbandi, UConn (MOP defensive)  
Brent Rahim, UConn  
Bryheem Hancock, UConn  
Max Zieky, UConn  
Mike Tranchilla, Creighton  
Brian Mullan, Creighton  
Ishmael Mintah, Creighton  
Mike Gabb, Creighton  
Diego Walsh, SMU  
Pat Noonan, Indiana

### 2001

Ryan Kneipper, North Carolina (MOP offensive)  
David Stokes, North Carolina (MOP defensive)  
Danny Jackson, North Carolina  
Matt Crawford, North Carolina  
Michael Ueltschey, North Carolina  
Pat Noonan, Indiana  
Mike Ambersley, Indiana  
Matt Moses, Stanford  
Todd Dunivant, Stanford  
Jeff Matteo, St. John's (NY)  
Shalrie Joseph, St. John's (NY)

### 2002

Aaron Lopez, UCLA (MOP offensive)

Zach Wells, UCLA (MOP defensive)  
Joe Wieland, Creighton  
Mike Tranchilla, Creighton  
Sumed Ibrahim, Maryland  
Chad Marshall, Stanford  
Roger Levesque, Stanford  
Todd Dunivant, Stanford  
Adolfo Gregorio, UCLA  
Matt Taylor, UCLA  
Scot Thompson, UCLA

### 2003

Jacob Peterson, Indiana (MOP offensive)  
Jay Nolly, Indiana (MOP defensive)  
Ned Grabavoy, Indiana  
Jed Zayner, Indiana  
Drew Shinabarger, Indiana  
Josh Tudela, Indiana  
Danny O'Rourke, Indiana  
Christopher Wingert, St. John's (NY)  
Seth Stammer, Maryland  
Sumed Ibrahim, Maryland  
Will Weatherly, Santa Clara

### 2004

Drew McAthly, UC Santa Barbara (MOP offensive)  
Jay Nolly, Indiana (MOP defensive)  
John Michael Hayden, Indiana  
Jed Zayner, Indiana  
Danny O'Rourke, Indiana  
Brian Plotkin, Indiana  
Andy Iro, UC Santa Barbara  
Danny Kennedy, UC Santa Barbara  
Tony Lochhead, UC Santa Barbara  
Blake Camp, Duke  
Jason Garey, Maryland

### 2005

Jason Garey, Maryland (MOP offensive)  
Chris Seitz, Maryland (MOP defensive)  
Robbie Rogers, Maryland  
A.J. Godbolt, Maryland  
Michael Dello-Russo, Maryland  
Andrew Boyens, New Mexico  
Mike Graczyck, New Mexico  
Lance Watson, New Mexico  
Dane Richards, Clemson  
Justin Moore, Clemson  
Paulo da Silva, SMU

### 2006

Nick Perera, UC Santa Barbara (MOP offensive)  
Andy Iro, UC Santa Barbara (MOP defensive)  
Eric Avila, UC Santa Barbara  
Bryan Byrne, UC Santa Barbara  
Kyle Reynish, UC Santa Barbara  
Tyler Rosenlund, UC Santa Barbara  
Tony Beltran, UCLA  
David Estrada, UCLA  
Jason Leopoldo, UCLA

Bakary Soumare, Virginia  
Marcus Tracy, Wake Forest

## 2007

Marcus Tracy, Wake Forest (MOP offensive)  
Brian Edwards, Wake Forest  
Cody Arnoux, Wake Forest  
Sam Cronin, Wake Forest  
Zack Schilawski, Wake Forest  
Eric Brunner, Ohio St.  
Roger Espinoza, Ohio St.  
Casey Latchem, Ohio St.  
Doug Verhoff, Ohio St.  
Zack Simmons, Massachusetts  
Patrick Nyarko, Virginia Tech

## 2008

Graham Zusi, Maryland (MOP offensive)  
Omar Gonzalez, Maryland (MOP defensive)  
A.J. Delagarza, Maryland  
Jason Herrick, Maryland  
Rich Costanzo, Maryland  
Neal Kitson, St. John's (NY)  
Corben Bone, Wake Forest  
Zach Loyd, North Carolina  
Brooks Haggerty, North Carolina  
Brian Shriver, North Carolina  
Billy Schuler, North Carolina

## 2009

Jonathan Villanueva, Virginia (MOP offensive)  
Diego Restrepo, Virginia (MOP defensive)  
Brian Ownby, Virginia  
Tony Tchani, Virginia  
Mike Volk, Virginia  
Teal Bunbury, Akron  
Blair Gavin, Akron  
Ben Speas, Akron  
Zarek Valentin, Akron  
Zach Loyd, North Carolina  
Corben Bone, Wake Forest

## 2010

Scott Caldwell, Akron (MOP offensive)  
Kofi Sarkodie, Akron (MOP defensive)  
Zarek Valentin, Akron  
Darlington Nagbe, Akron  
Michael Nanchoff, Akron  
Anthony Ampaipitakwong, Akron  
Charlie Campbell, Louisville  
Colin Rolfe, Louisville  
Austin Berry, Louisville  
Andre Boudreaux, Louisville  
Justin Meram, Michigan

## 2011

Ben Speas, North Carolina (MOP offensive)  
Isaac Cowles, Charlotte (MOP defensive)  
Billy Schuler, North Carolina  
Enzo Martinez, North Carolina  
Kirk Urso, North Carolina  
Giuseppe Gentile, Charlotte

Charles Rodriguez, Charlotte  
Donnie Smith, Charlotte  
Chandler Hoffman, UCLA  
Ryan Hollingshead, UCLA  
Brian Holt, Creighton

## 2012

Steve Neumann, Georgetown (MOP offensive)  
Luis Soffner, Indiana (MOP defensive)  
Nikita Kotlov, Indiana  
Femi Hollinger-Janzen, Indiana  
Caleb Konstanski, Indiana  
Eriq Zavaleta, Indiana  
Tomas Gomez, Georgetown  
Tommy Muller, Georgetown  
Ian Christianson, Georgetown  
Patrick Mullins, Maryland  
Schillo Tshuma, Maryland

## 2013

Harrison Shipp, Notre Dame (MOP offensive)  
Zack Steffen, Maryland (MOP defensive)  
Nick Besler, Notre Dame  
Patrick Hodan, Notre Dame  
Andrew O'Malley, Notre Dame  
Grant Van De Castelee, Notre Dame  
Tsubasa Endoh, Maryland  
Patrick Mullins, Maryland  
Jordan Allen, Virginia  
Darius Madison, Virginia  
Michael Calderon, New Mexico

## 2014

Mac Steeves, Providence (MOP offensive)  
Calle Brown, Virginia (MOP defensive)  
Darius Madison, Virginia  
Kyler Sullivan, Virginia  
Sheldon Sullivan, Virginia  
Pablo Aguilar, Virginia  
Jake Rozhansky, Virginia  
Leo Stolz, UCLA  
Michael Amick, UCLA  
Larry Ndjock, UCLA  
Oumar Ballo, UMBC

## 2015

Jordan Morris, Stanford (MOP offensive)  
Brandon Vincent, Stanford (MOP defensive)  
Jake Fenlason, Akron  
Richie Laryea, Akron  
Julian Buescher, Syracuse  
Andrew Tarbell, Clemson  
Kyle Fisher, Clemson  
Paul Clowes, Clemson  
Corey Baird, Stanford  
Andrew Epstein, Stanford  
Eric Verso, Stanford

## 2016

Ian Harkes, Wake Forest (MOP offensive)  
Andrew Epstein, Stanford (MOP defensive)  
Andre Shinyashiki, Denver

Colton Storm, North Carolina  
Jon Bakero, Wake Forest  
Brad Dunwell, Wake Forest  
Ema Twumasi, Wake Forest  
Corey Baird, Stanford  
Tanner Beason, Stanford  
Tomas Hillard-Arce, Stanford  
Brian Nana-Sinkam, Stanford

## 2017

Sam Werner, Stanford (MOP offensive)  
Tomas Hilliard-Arce, Stanford (MOP defensive)  
Joao Moutinho, Akron  
Andrew Gutman, Indiana  
Grant Lillard, Indiana  
Trey Muse, Indiana  
Cory Thomas, Indiana  
Cam Lindley, North Carolina  
Tanner Beason, Stanford  
Nico Corti, Stanford  
Foster Langsdorf, Stanford

## 2018

Amar Sejdic, Maryland (MOP offensive)  
Ben Lundt, Akron (MOP defensive)  
Skye Harter, Akron  
Abdi Mohamed, Akron  
Andrew Gutman, Indiana  
Justin Rennicks, Indiana  
Eli Crognale, Maryland  
Ben Di Rosa, Maryland  
Donovan Pines, Maryland  
Dayne St. Clair, Maryland  
Patrick Nielsen, Michigan St.

## 2019

Daryl Dike, Virginia (MOP offensive)  
Dylan Nealis, Georgetown (MOP defensive)  
Derek Dodson, Georgetown  
Paul Rothrock, Georgetown  
Daniel Wu, Georgetown  
Sean Zawadzki, Georgetown  
Joe Bell, Virginia  
Henry Kessler, Virginia  
Colin Shuttler, Virginia  
Daniel Steedman, Virginia  
Bruno Lapa, Wake Forest

## 2020

Jamil Roberts, Marshall (MOP offensive)  
Roman Celentano, Indiana (MOP defensive)  
Joey Maher, Indiana  
Herbert Endeley, Indiana  
Nathan Dossantos, Marshall  
Vinicius Fernandes, Marshall  
Max Schneider, Marshall  
Vitor Dias, Marshall  
Joe Pickering, North Carolina  
Filip Mirkovic, Pittsburgh  
Jasper Loeffelsend, Pittsburgh

---

## 2021

Isaiah Reid, Clemson, F (MOP offensive)  
George Marks, Clemson, GK (MOP defensive)  
Oskar Agren, Clemson, D  
Luis Felipe Fernandez-Salvador, Clemson, M  
Justin Malou, Clemson, D  
Zach Riviere, Georgetown, M/F  
Jack Lynn, Notre Dame, F  
Lucas Meek, Washington, M  
Charlie Ostrem, Washington, D  
Ryan Sailor, Washington, D  
Dylan Teves, Washington, M

## 2022

Nathan Opoku, Syracuse, F/M (MOP offensive)  
Russell Shealy, Syracuse, GK (MOP defensive)  
Duncan McGuire, Creighton, F  
JT Harms, Indiana, GK  
Daniel Munie, Indiana, D  
Ryan Wittenbrink, Indiana, F  
Filip Mirkovic, Pittsburgh, M  
Curt Calov, Syracuse, M  
Christian Curti, Syracuse, D  
Levonte Johnson, Syracuse, F  
Jeorgio Kocevski, Syracuse, M

# INDIVIDUAL STATISTICS RECORDS

## TOURNAMENT SCORING LEADERS

Year	Player, School	Goals	Assists	Points
1974	Dale Russell, Jefferson	6	1	13
1975	Lincoln Peddie, Howard	6	0	12
1976	Dave MacWilliams, Jefferson	5	2	12
1977	Art Napolitano, Hartwick	4	0	8
1978	Thompson Usiyan, App State	7	1	15
1979	Obed Ariri, Clemson	5	1	11
1980	John Hayes, Saint Louis	5	0	10
1981	Elvis Comrie, UConn	3	2	8
	Pedro DeBrito, UConn	3	2	8
	Solomon Shiferow, Alabama A&M	3	2	8
1982	Sean McCoy, Duke	3	1	7
1983	Jeff Gaffney, Virginia	4	1	9
1984	Gary Conner, Clemson	4	0	8
	Mike Hylla, Indiana	3	2	8
1985	Dale Ervine, UCLA	4	0	8
1986	Tom Stone, Duke	4	1	9
1987	Bruce Murray, Clemson	5	4	14
1988	Michael Dominic, LIU	3	0	6
	Ian Hennessy, Seton Hall	3	0	6
1989	Steve Snow, Indiana	4	1	9
1990	Chad Deering, Indiana	3	1	7
1991	Brian McBride, Saint Louis	4	0	8
	Alan Prampin, SMU	3	2	8
	Bill Donnell, Yale	4	0	8
1992	Guillermo Jara, San Diego	3	5	11
1993	Nate Friends, Virginia	5	0	10
	Andre Parris, Princeton	2	6	10
1994	A.J. Wood, Virginia	5	0	10
1995	Mike Fisher, Virginia	5	0	10
1996	Alen Kozic, FIU	3	3	9
1997	Ben Olsen, Virginia	5	3	13
1998	Aleksey Korol, Indiana	6	2	14
1999	Aleksey Korol, Indiana	4	2	10
2000	Mohamed Fahim, SMU	5	2	12
	Corey Woolfolk, Stanford	5	2	12
2001	Ryan Kneipper, North Carolina	5	0	10
2002	Matt Taylor, UCLA	5	2	12
2003	Joseph Ngwenya, Coastal Caro.	5	1	11
2004	Ryan Pore, Tulsa	4	1	9
2005	Paulo da Silva, SMU	5	2	12
2006	Sal Zizzo, UCLA	5	1	11
2007	Yan Klukowski, Central Conn. St.	3	3	9
2008	Cody Arnoux, Wake Forest	3	3	9
2009	Will Bates, Virginia	4	0	8
	Zack Schilawski, Wake Forest	3	2	8
	Tony Tchani, Virginia	2	4	8
2010	Justin Meram, Michigan	5	0	10
2011	Casey Townsend, Maryland	4	0	8
	Colin Rolfe, Louisville	2	4	8
	Chandler Hoffman, UCLA	3	2	8
2012	Nikita Kotlov, Indiana	5	1	11
2013	Patrick Mullins, Maryland	5	1	11
2014	Andy Craven, North Carolina	4	2	10
2015	Jordan Morris, Stanford	5	1	11
2016	Julian Gressel, Providence	4	1	9

Year	Player, School	Goals	Assists	Points
2017	Mike Catalano, Wisconsin	4	0	8
2018	Marcel Zajac, Akron	6	1	13
2019	Jacob Montes, Georgetown	3	3	9
2020	Veljko Petkovic, Pittsburgh	3	2	8
2021	Dylan Teves, Washington	6	1	13
2022	Duncan McGuire, Creighton	4	2	10

Information not available before 1974.

### GOALS, GAME

7—Thompson Usiyan, App State (9) vs. George Washington (3), 1978.

### GOALS, TOURNAMENT

7—Thompson Usiyan, App State (7 vs. George Washington, 0 vs. Clemson), 1978.

### GOALS, CAREER

13—A.J. Wood, Virginia, 1991-92-93-94.

### ASSISTS, GAME

3—Hugh Copeland, Brown (6) vs. Bridgeport (2), 1976; Dale Russell, Jefferson (4) vs. Penn St. (0), 1976; Duncan MacDonald, Hartwick (5) vs. St. Francis Brooklyn (1), 1977; Robert Byrket, App State (9) vs. George Washington (3), 1978; Tim Guelker, SIUE (3) vs. Clemson (2), 1979; Peter Dicce, Temple (5) vs. Penn St. (6), 1985; Dario Brose, NC State (3) vs. South Carolina (1), 1990; Toby Taitano, San Diego (4) vs. Portland (2), 1990; Billy Baumhoff, South Carolina (6) vs. Air Force (0), 1993; Andre Parris, Princeton (5) vs. Penn St. (2), 1993; Daniel Falcone, Portland (4) vs. Butler (1), 1995; Yuri Lavrinenko, Indiana (4) vs. Evansville (1), 1996; Matt Crawford, North Carolina (6) vs. Winthrop (0), 2002; Luiz Del Monte, Creighton (6) vs. Boston College (2), Dec. 8, 2002; Simon Schoendorf, South Fla. (3) vs. Stetson (0), 2005; Cody Arnoux, Wake Forest (5) vs. South Fla. (0), 2008; Colin Rolfe, Louisville (4) vs. Maryland (2), 2011; Dan Delgado, San Diego (5) vs. UCLA (2), 2012; Ivan Militar, Old Dominion (5) vs. Drexel (1), 2013; Leo Stolz, UCLA (4) vs. Elon (0), 2013; Fabian Herbers, Creighton (5) vs. Drake (1), Nov. 22, 2015; Iman Mafi, Clemson (5) vs. Elon (2), Nov. 22, 2015; Thales Moreno, Clemson (3) vs. UC Santa Barbara (2), Nov. 29, 2015; Nico Melo, North Carolina (3) vs. FGCU (2), Nov. 20, 2016; Ken Krolnicki, Michigan St. (3) vs. Virginia Tech (0), Nov. 19, 2017; Trevor Swartz, Indiana (4) vs. UConn (0), Nov. 18, 2018.

### ASSISTS, TOURNAMENT

6—Andre Parris, Princeton (1 vs. Columbia, 3 vs. Penn St., 2 vs. Hartwick), 1993; Trevor Swartz, Indiana (3 vs. UConn, 2 vs. Air Force, 1 vs. Notre Dame), 2018

### ASSISTS, CAREER

11—Yuri Lavrinenko, Indiana, 1996-97-98-99.

### POINTS, GAME

15—Thompson Usiyan (7 goals, 1 assist), App State (9) vs. George Washington (3), 1978.

### POINTS, TOURNAMENT

15—Thompson Usiyan (7 goals, 1 assist; 7-1 vs. George Washington, 0-0 vs. Clemson), App State, 1978.

### POINTS, CAREER

29—Dave MacWilliams (11 goals, 7 assists), Jefferson, 1976-77-78; A.J. Wood (13 goals, 3 assists), Virginia, 1991-92-93-94; Aleksey Korol (12 goals, 5 assists), Indiana, 1996-97-98-99.

### SAVES, GAME

28—Frank Crupi, Fairleigh Dickinson (1) vs. Bucknell (0), 1975.

---

### **LOWEST GOALS-AGAINST AVERAGE, TOURNAMENT (MINIMUM 3 GAMES)**

0.00—Peter Arnautoff, San Francisco (vs. San Jose St., Clemson and Indiana), 1976; Jon Belskis, Wisconsin (vs. William & Mary, SMU, Portland and Duke), 1995; Aaron Sockwell, SMU (vs. Rider, Dartmouth and Saint Louis), 1997; David Meves, Akron (vs. South Fla., Stanford, Tulsa, North Carolina and Virginia), 2009; Andrew Epstein, Stanford (vs. Pacific, Virginia, Louisville, North Carolina and Wake Forest), 2016; Nico Corti, Stanford (vs. Pacific, Coastal Caro., Wake Forest, Akron and Indiana), 2017; Dayne St. Clair, Maryland (vs. NC State, Duke, Kentucky, Indiana and Akron), 2018

### **LOWEST GOALS-AGAINST AVERAGE, CAREER (MINIMUM 5 GAMES)**

0.00—Nico Corti, Stanford, 2015-17 (0 goals, 6 games [488 minutes])  
0.34—Andrew Epstein, Stanford, 2014-15-16 (4 goals, 11 games [1,073 minutes])

---

# TEAM STATISTICS RECORDS

---

## GOALS, GAME

9—Saint Louis vs. Stanford (3), 1962; Michigan St. vs. Howard (1), 1962; Howard vs. Duke (0), 1972; App State vs. George Washington (3), 1978.

8—#Howard vs. Penn St. (0), 1971; Clemson vs. James Madison (0), 1976; Hofstra vs. Penn St. (2), Nov. 21, 2021.

#Participation in the tournament vacated by the NCAA Committee on Infractions.

## GOALS, TWO TEAMS, GAME

12—Saint Louis (9) vs. Stanford (3), 1962; App State (9) vs. George Washington (3), 1978.

10—Michigan St. (9) vs. Howard (1), 1962; Saint Louis (7) vs. Maryland (3), 1963; Trinity (CT) 6 vs. Army West Point (4), 1967; Penn St. (5) vs. Temple (5), 1985; Drake (6) vs. Boston College (4), 2009; Hofstra (8) vs. Penn St. (2), Nov. 21, 2021.

## GOALS, TOURNAMENT

17—Clemson, 1976; Clemson, 1978; UCLA, 2002.

## SHOTS, GAME

54—UConn (2) vs. Rhode Island (3) (4 OT), 1979.

## CORNER KICKS, GAME

20—UConn (2) vs. Hartford (1) (4 OT), 1999.

## FOULS, GAME

50—Rhode Island (3) vs. UConn (2) (4 OT), 1979; Indiana (1) vs. UC Santa Barbara (1) (2 OT, PK), 2004.

## GOALS PER GAME, TOURNAMENT (MINIMUM 2 GAMES)

5.00—Saint Louis (15 goals in 3 games), 1959; Saint Louis (15 goals in 3 games), 1962; App State (10 goals in 2 games), 1978.

## LOWEST GOALS-AGAINST AVERAGE, TOURNAMENT (MINIMUM 3 GAMES)

0.00—San Francisco, 4 games, 1976; Wisconsin, 5 games, 1995; SMU, 3 games, 1997; Akron 5 games, 2009; Stanford, 5 games, 2016; Stanford, 5 games, 2017; Maryland, 5 games, 2018

## OVERTIME GAMES, TOURNAMENT

5—Alabama A&M, 1981.

## LONGEST GAME

166 minutes, 5 seconds—UCLA (1) vs. American (0) (8 OT), 1985.

## MOST CONFERENCE TEAMS IN THE TOURNAMENT

10—Atlantic Coast Conference (Boston College, Clemson, Louisville, NC State, Notre Dame, Pittsburgh, Syracuse, Virginia, Virginia Tech, Wake Forest), 2019

9—Atlantic Coast Conference (Boston College, Clemson, Louisville, North Carolina, Notre Dame, Syracuse, Virginia, Virginia Tech, Wake Forest), 2016; Atlantic Coast Conference (Clemson, Duke, Louisville, NC State, North Carolina, Notre Dame, Virginia, Virginia Tech, Wake Forest), 2017; Atlantic Coast Conference (Duke, Louisville, NC State, North Carolina, Notre Dame, Syracuse, Virginia, Virginia Tech, Wake Forest), 2018.

8—Atlantic Coast Conference (Clemson, Duke, Maryland, North Carolina, North Carolina State, Virginia, Virginia Tech, Wake Forest), 2005; Big East (Georgetown, Louisville, Marquette, Notre Dame, South Fla., St. John's (NY), Syracuse, UConn), 2012; Atlantic Coast Conference

(Clemson, Duke, Louisville, North Carolina, Notre Dame, Pittsburgh, Virginia Tech, Wake Forest

## MOST CONFERENCE TEAMS IN THE QUARTERFINALS

5—Atlantic Coast Conference (Clemson, Louisville, North Carolina, Virginia Tech, Wake Forest), 2016

## UNSEEDDED TEAMS TO REACH COLLEGE CUP (SINCE SEEDING 16 TEAMS IN 2003)

2003 - Santa Clara (lost in semis)

2004 - Duke (lost in semis)

2005 - SMU, Clemson (both lost in semis)

2006 - UC Santa Barbara (won national championship)

2007 - Massachusetts (lost in semis)

2011 - Charlotte (lost in national championship game)

2014 - UMBC (lost in semis)

2018 - Akron (lost in national championship game), Michigan St. (lost in semis)

\*2020 - Marshall (won national championship), North Carolina (lost in semis)

2022 - Creighton (lost in semis), Pittsburgh (lost in semis)

\*Only 8 teams instead of 16 were seeded with reduced field size (36 instead of 48) due to COVID-19 pandemic

---

# ELITE 90 AWARD

---

<b>Year</b>	<b>Name, School</b>	<b>GPA</b>	<b>Major</b>
2009	Bill Dworsky, North Carolina	4.000	Economics / Comparative Literature
2010	Jimmy Crick, Louisville	4.000	Health & Human Performance
2011	Paul Willoughby, Charlotte	4.000	International Studies
2012	Keon Parsa, Georgetown	3.827	Biology
2013	Michael Shipp, Notre Dame	4.000	Science Pre-Professional Studies
2014	Billy Heavner, UMBC	4.000	Financial Economics
2015	Tyler Sanda, Akron	3.933	Biology
2016	Alex Comsia, North Carolina	3.98	Business Administration
2017	Jack Griffith, Indiana	3.78	Business, Finance and Analytics
2018	Matthew DiRosa, Maryland	3.967	Information Systems
2019	Andrew Thomas, Stanford	3.935	Engineering
2020	Quinten Helmer, Indiana	3.971	Economic Consulting
2021	John Martin, Clemson	4.000	Health Science
2022	Julius Rausch, Syracuse	4.000	Entrepreneurship and Emerging Enterprises

*The Elite 90 is presented to the student-athlete with the highest cumulative grade-point average participating at the finals site for each of the NCAA's 90 championships.*

# WON-LOST-TIED RECORDS IN TOURNAMENT PLAY

*[Note: Before 1974 and beginning again in 1982, no third-place game was played. Each non-advancing semifinalist is credited with a third-place finish in those years. The 1967, 1968 and 1989 Championship matches resulted in ties. Each team is credited with a first-place finish.]*

Team (Years Participated)	Yrs.	Won	Lost	Tied	Pct.	1st	2nd	3rd	4th
Adelphi (1963-69-76-78-87-88-90-91-92-2006)	10	2	8	2	.250	0	0	0	0
Air Force (1964-65-68-69-72-77-85-92-93-97-2012-17-18-20)	14	5	14	0	.263	0	0	0	0
Akron (1966-67-68-70-71-75-76-83-84-85-86-98-2001-02-03-04-05-07-08-09-10-11-12-13-14-15-16-17-18-21-22)	31	30	26	8	.531	1	3	1	0
Alabama A&M (1980-81-82-83-84)	5	9	5	0	.643	0	1	1	0
Albany (NY) (2016-17)	2	1	2	1	.375	0	0	0	0
American (1978-79-84-85-97-2001-02-04-20)	9	11	9	1	.548	0	1	0	0
App State (1975-77-78-80)	4	1	4	0	.200	0	0	0	0
Army West Point (1963-64-65-66-67-68-70-71-72-73-75-96)	12	10	12	0	.455	0	0	4	0
Baltimore (1965)	1	0	1	0	.000	0	0	0	0
Binghamton (2003-06)	2	1	2	0	.333	0	0	0	0
Boston College (1982-90-2000-01-02-04-07-08-09-10-11-12-15-16-19)	15	10	13	3	.442	0	0	0	0
Boston U. (1980-85-86-88-90-91-93-94-95-96-97-2004-07-08-15)	15	6	15	1	.295	0	0	0	0
Bowling Green (1972-73-92-95-96-97-2020-21)	8	3	8	0	.273	0	0	0	0
Bradley (2000-02-05-07-10-11-13)	7	4	7	1	.375	0	0	0	0
Bridgeport (1959-61-63-64-66-67-69-71-73-74-75-76)	12	6	12	0	.333	0	1	1	0
Brooklyn (1960-88-90)	3	1	3	0	.250	0	0	0	0
Brown (1963-65-68-69-70-71-72-73-74-75-76-77-78-94-95-97-98-99-2000-03-05-06-07-09-10-11-12)	27	35	28	1	.555	0	0	3	1
Bucknell (1974-75-76-2006-09-10-14)	7	3	7	0	.300	0	0	0	0
Buffalo St. (1967-70)	2	1	2	0	.333	0	0	0	0
Butler (1995-97-98-2001-09-10-16-17-19)	9	4	8	1	.346	0	0	0	0
Cal Poly (1995-2008-15)	3	1	3	0	.250	0	0	0	0
Cal St. Fullerton (1975-86-93-94-96-98-2000-14-15-17)	10	7	9	1	.441	0	0	1	0
California (1960-77-81-83-85-86-96-2001-02-03-04-05-06-07-08-10-13-14-17-19)	20	13	19	2	.412	0	0	0	0
California Baptist (2022)	1	0	1	0	.000	0	0	0	0
Campbell* (2007-19-21)	3	1	3	0	.250	0	0	0	0
CCNY (1959)	1	1	1	0	.500	0	0	1	0
Central Ark. (2017-18)	2	0	2	0	.000	0	0	0	0
Central Conn. St. (2007)	1	2	1	0	.667	0	0	0	0
Charleston So. (1997)	1	0	1	0	.000	0	0	0	0
Charlotte (1991-92-94-96-97-2009-11-12-13-14-15-16-18-19-20-21)	16	9	13	6	.429	0	1	1	0
Chico St. (1971-74)	2	0	2	0	.000	0	0	0	0
Cincinnati (1998-2003-06)	3	0	2	1	.167	0	0	0	0
Clemson (1972-73-74-75-76-77-78-79-81-82-83-84-85-87-90-91-93-95-97-98-2000-01-02-03-05-06-13-14-15-16-17-19-20-21-22)	35	58	29	8	.653	3	2	3	1
Cleveland St. (1969-70-74-75-77-78-79-80-2012-22)	10	4	10	0	.286	0	0	0	0
Coastal Carolina (1992-95-2001-02-03-04-05-10-11-12-13-14-15-16-17-19-20)	17	15	16	1	.484	0	0	0	0
Col. of Charleston (1994-95-96-2004-10)	5	4	5	0	.444	0	0	0	0
Colgate (1959-66-2007-08-11-16-17-18)	8	3	8	0	.273	0	0	0	0
Colorado Col. (1966-67-75)	3	0	3	0	.000	0	0	0	0
Columbia (1970-78-79-80-81-82-83-84-85-89-90-91-93-2017)	14	12	15	0	.444	0	1	0	1
Cornell (1971-72-74-75-76-77-80-95-96-2012-22)	11	9	11	0	.450	0	0	1	0
Creighton (1992-93-94-95-96-97-98-99-2000-01-02-03-04-05-06-07-08-10-11-12-13-14-15-16-21-22)	26	39	22	7	.625	0	1	5	0
CSU Bakersfield (2011)	1	0	1	0	.000	0	0	0	0
CSUN (2002-03-04-05-12-13-16)	7	1	6	1	.188	0	0	0	0
Dartmouth (1964-77-78-90-92-97-2000-04-05-07-08-09-10-11-14-15-16-17)	18	9	15	5	.397	0	0	0	0
Davidson (1992-2003)	2	1	2	2	.400	0	0	1	0
Dayton (2008-15)	2	0	0	3	.500	0	0	0	0
Delaware (1968-70-2011-13-16)	5	1	5	0	.167	0	0	0	0
Denver (1970-2008-10-13-14-15-16-18-19-^20-21-22)	12	6	10	1	.382	0	0	1	0
DePaul (2007)	1	0	1	0	.000	0	0	0	0
Detroit Mercy (1996)	1	0	1	0	.000	0	0	0	0
Drake (2008-09-15)	3	4	3	0	.571	0	0	0	0
Drexel (1963-72-2012-13)	4	0	4	0	.000	0	0	0	0
Duke (1972-80-81-82-83-85-86-87-89-92-93-94-95-98-99-2000-02-04-05-06-07-08-09-10-11-17-18-21-22)	29	35	27	2	.563	1	2	2	0
East Stroudsburg (1964-65-71)	3	2	3	0	.400	0	0	0	0
Eastern Ill. * (1982-83)	2	1	2	0	.333	0	0	0	0

Team (Years Participated)	Yrs.	Won	Lost	Tied	Pct.	1st	2nd	3rd	4th
Elon (2011-12-13-15-22)	5	1	5	1	.214	0	0	0	0
ETSU (2010-13-16)	3	0	3	0	.000	0	0	0	0
Evansville (1982-84-85-86-87-88-89-90-91-92-96)	11	5	11	0	.313	0	0	2	0
Fairfield (2006-08-11-17)	4	1	4	0	.200	0	0	0	0
Fairleigh Dickinson (1963-64-67-68-74-75-82-83-84-88-89-2001-02-03-08-12-19-22)	18	12	17	1	.417	0	0	0	0
FGCU (2011-12-14-16)	4	0	3	2	.200	0	0	0	0
FIU (1991-94-96-97-2001-02-03-04-15-17-21-22)	12	7	12	2	.381	0	1	0	0
Fordham (1996-2014-16-17-20)	5	2	5	1	.313	0	0	0	0
Franklin & Marshall (1964)	1	0	1	0	.000	0	0	0	0
Fresno St. (1972-82-84-85-86-87-88-89-90-91-93-94-96-98)	14	10	13	1	.438	0	0	1	0
Furman (1991-93-99-2000-01-02-07-11-14-15-18)	11	6	9	4	.421	0	0	0	0
Gardner-Webb (2006)	1	0	1	1	.250	0	0	0	0
George Mason (1982-84-85-86-87-89-90-96-2006-08-13)	11	5	11	1	.324	0	0	0	0
George Washington (1974-77-78-89-2002-04)	6	2	6	0	.250	0	0	0	0
Georgetown (1994-97-2010-12-13-14-15-17-18-19-20-21-22)	13	19	9	5	.652	1	1	1	0
Georgia St. (2011-18-21)	3	1	2	1	.375	0	0	0	0
Gonzaga (2001-07)	2	0	2	0	.000	0	0	0	0
Grand Canyon (2018-20-21)	3	0	2	1	.167	0	0	0	0
Green Bay (1983-2009)	2	0	2	0	.000	0	0	0	0
Hartford (1991-92-96-99)	4	3	4	0	.429	0	0	0	0
Hartwick (1962-64-68-69-70-71-73-74-75-76-77-78-79-80-83-84-85-86-87-89-93-95-2005-14-15)	25	36	25	0	.590	1	0	5	1
Harvard (1968-69-70-71-72-74-84-86-87-94-96-2001-06-07-08-09)	16	20	15	1	.569	0	0	4	0
High Point (2018-20-22)	3	1	3	0	.250	0	0	0	0
Hofstra (1968-2004-05-06-15-21-22)	7	5	7	0	.417	0	0	0	0
Holy Cross (2002)	1	0	1	0	.000	0	0	0	0
Howard* (1962-63-72-74-75-76-80-88-89-97)	10	17	10	0	.630	1	1	1	1
Illinois St. (1990)	1	0	1	0	.000	0	0	0	0
Indiana (1974-76-77-78-79-80-81-82-83-84-85-87-88-89-90-91-92-93-94-95-96-97-98-99-2000-01-02-03-04-05-06-07-08-09-10-11-12-13-14-15-16-17-18-19-20-21-22)	47	101	37	5	.724	8	9	5	0
Iona (2019)	1	0	1	0	.000	0	0	0	0
Ithaca (1965)	1	0	1	0	.000	0	0	0	0
IUPUI (2000)	1	0	1	0	.000	0	0	0	0
Jacksonville* (2008-20)	2	1	1	1	.500	0	0	0	0
James Madison (1973-76-92-93-94-95-96-2000-01-05-11-14-18-19-20)	15	7	15	1	.326	0	0	0	0
Jefferson (1969-70-73-74-75-76-77-78-79-80-81-82-83-84-88-89)	16	19	15	2	.556	0	0	0	2
Kentucky (1999-2000-01-03-12-14-15-16-18-19-20-21-22)	13	7	13	2	.364	0	0	0	0
La Salle (1978)	1	0	1	0	.000	0	0	0	0
Lafayette (1995-98-2003-05-12)	5	1	5	0	.167	0	0	0	0
Lehigh (2000-02-06-15-19)	5	0	5	1	.083	0	0	0	0
Liberty (2007-11)	2	0	1	1	.250	0	0	0	0
Lipscomb (2017-18-21-22)	4	1	4	1	.250	0	0	0	0
LIU (1963-65-66-67-71-72-73-77-81-82-85-86-2004-15-18-21)	16	8	15	2	.360	0	1	1	0
LMU (CA) (2001-02-03-04-09-13-19-20)	8	2	6	2	.300	0	0	0	0
Louisville (2007-08-09-10-11-12-13-14-16-17-18-19-21-22)	14	16	13	2	.548	0	1	0	0
Loyola Chicago (2006-08-11-16-19)	5	1	4	1	.250	0	0	0	0
Loyola Maryland (1986-87-93-2001-02-07-08-09-21)	9	7	7	2	.500	0	0	0	0
Marist (2004-05-21)	3	0	3	0	.000	0	0	0	0
Marquette (1997-2012-13-20)	4	1	4	1	.250	0	0	0	0
Marshall (2019-20-21-22)	4	6	3	2	.636	1	0	0	0
Maryland (1959-60-61-62-63-64-67-68-69-70-76-86-94-95-96-97-98-99-2001-02-03-04-05-06-07-08-09-10-11-12-13-14-15-16-17-18-19-20-21-22)	40	61	32	8	.644	4	3	7	0
Massachusetts (2001-07-08-17-20)	5	5	5	0	.500	0	0	1	0
Memphis (1993-2004-22)	3	0	3	0	.000	0	0	0	0
Mercer (2001-16-17-19-21)	5	0	5	0	.000	0	0	0	0
Michigan (2003-04-08-10-12-17-18-19)	8	7	7	4	.500	0	0	1	0
Michigan St. (1962-63-64-65-66-67-68-69-2001-04-07-08-09-10-12-13-14-16-17-18)	20	28	13	9	.650	2	2	3	0
Middlebury (1965-70)	2	0	2	0	.000	0	0	0	0
Milwaukee (1979-80-90-2001-02-03-04-05-13-20)	10	4	9	1	.321	0	0	0	0
Missouri St. (1997-99-2009-19-20-21-22)	7	2	7	0	.222	0	0	0	0
Monmouth (2006-09-10-11-14-20)	6	1	6	2	.222	0	0	0	0
Montclair St. (1969)	1	0	1	0	.000	0	0	0	0
Navy (1963-64-65-66-67-69-70-71-74-88-2013-22)	12	15	11	0	.577	1	1	2	0
NC State (1981-83-84-85-86-87-90-91-92-94-2003-05-09-17-18-19)	16	6	16	1	.283	0	0	1	0
New Hampshire (1994-2017-18-19-20-21-22)	7	4	6	2	.417	0	0	0	0

Team (Years Participated)	Yrs.	Won	Lost	Tied	Pct.	1st	2nd	3rd	4th
New Mexico (2001-02-04-05-06-07-09-10-11-12-13-16)	12	12	10	4	.538	0	1	1	0
Niagara (2012)	1	0	1	0	.000	0	0	0	0
NIU (1973-2006-11-21)	4	3	4	0	.429	0	0	0	0
NJIT (2019)	1	0	1	0	.000	0	0	0	0
North Carolina (1968-87-88-90-91-93-94-99-2000-01-02-03-04-05-06-08-09-10-11-12-13-14-15-16-17-18-20-21-22)	29	41	24	10	.613	2	1	6	0
North Florida (2015)	1	0	1	0	.000	0	0	0	0
North Texas (1982)	1	1	1	0	.500	0	0	0	0
Northeastern (2002-12)	2	2	2	0	.500	0	0	0	0
Northwestern (2004-06-07-08-09-11-12-13-14)	9	9	9	1	.500	0	0	0	0
Notre Dame (1988-93-94-96-2001-02-03-04-05-06-07-08-09-10-12-13-14-15-16-17-18-19-21)	23	21	20	5	.511	1	0	1	0
NYU (1961-69-72)	3	1	3	0	.250	0	0	0	0
Oakland (2002-03-07-08-10-14-15-21)	8	2	6	2	.300	0	0	0	0
Ohio (1965-71-72)	3	1	3	0	.250	0	0	0	0
Ohio St. (2000-01-04-05-07-08-09-10-14-15-22)	11	8	10	4	.455	0	1	0	0
Old Dominion (1989-91-2002-03-04-05-06-07-10-11-12-13-14-17)	14	9	13	3	.420	0	0	0	0
Omaha (2017-20)	2	1	2	0	.333	0	0	0	0
Oregon St. (2002-03-14-18-20-21-22)	7	4	6	1	.409	0	0	0	0
Pacific (2016-17-18)	3	3	2	1	.583	0	0	0	0
Penn (1969-70-71-72-73-77-2002-08-10-13-22)	11	9	9	3	.500	0	0	0	0
Penn St. (1970-71-72-73-74-75-76-77-78-79-80-81-82-84-85-86-88-89-92-93-94-95-98-99-2001-02-04-05-09-10-13-14-19-20-21)	35	28	32	4	.469	0	0	1	0
Pittsburgh (1962-65-2019-20-21-22)	6	10	5	1	.656	0	0	2	0
Portland (1988-89-90-91-92-93-95-99-2001-02-03-04-07-09-16-18-21-22)	18	19	15	3	.554	0	0	2	0
Presbyterian (2017)	1	0	1	0	.000	0	0	0	0
Princeton (1977-79-89-93-95-99-2001-09-10-18-21)	11	4	10	1	.300	0	0	1	0
Providence (1983-2005-06-07-10-11-13-14-16-19-21)	11	13	11	1	.540	0	0	1	0
Quinnipiac (2013-22)	2	0	2	0	.000	0	0	0	0
Radford (2015-16)	2	0	2	0	.000	0	0	0	0
Rensselaer (1969)	1	0	1	0	.000	0	0	0	0
Rhode Island (1972-76-77-79-95-96-99-2000-03-05-06-18-19)	13	3	12	3	.250	0	0	0	0
Richmond (1990-98-2002)	3	0	3	0	.000	0	0	0	0
Rider (1997-98-2015-16-18)	5	0	5	0	.000	0	0	0	0
Robert Morris (1993-94-2005)	3	0	3	0	.000	0	0	0	0
Rutgers (1960-61-83-87-89-90-91-93-94-96-97-99-2001-03-06-11-15-22)	18	16	17	4	.486	0	1	3	0
Sacramento St. (2009-10)	2	2	2	0	.500	0	0	0	0
Saint Joseph's (1966-71-72)	3	0	3	0	.000	0	0	0	0
Saint Louis (1959-60-61-62-63-64-65-66-67-68-69-70-71-72-73-74-75-76-77-78-79-80-81-83-84-86-87-88-89-90-91-92-93-94-95-97-98-99-2000-01-02-03-06-07-08-09-12-14-21-22)	50	71	38	5	.645	10	3	3	0
Saint Mary's (CA) (2009-11-18-19)	4	4	3	1	.563	0	0	0	0
Saint Peter's (2003-07-10)	3	1	3	0	.250	0	0	0	0
San Diego (1990-92-93-94-95-98-99-2000-01-02-03-09-12-14-22)	15	12	13	2	.481	0	1	0	0
San Diego St.* (1969-82-87-88-89-2005-06-16)	8	3	6	4	.385	0	1	0	0
San Francisco* (1959-61-63-65-66-67-68-69-70-71-73-74-75-76-77-79-80-81-82-83-84-86-87-91-93-94-2004-05-06-08-17)	31	36	25	4	.585	4	2	1	0
San Jose St. (1963-64-66-67-68-69-70-71-72-74-76-98-2000-03)	14	6	14	1	.310	0	0	1	0
Santa Clara (1973-78-79-89-90-91-93-95-96-97-98-99-2001-03-04-05-06-07-10-15-21)	21	25	19	5	.561	1	2	2	0
Seattle U (2013-15-17-19-21)	5	4	4	1	.500	0	0	0	0
Seton Hall (1986-87-88-90-91-92-2001-02-03-04-05-20-22)	13	6	13	2	.333	0	0	0	0
SIUE (1969-70-71-73-74-75-76-77-78-79-80-81-82-2014-16)	15	20	14	2	.583	1	1	2	0
SMU (1979-80-83-84-85-86-87-88-89-90-91-92-94-95-96-97-98-99-2000-01-02-03-04-05-06-07-10-11-12-15-17-18-19-22)	34	37	27	8	.569	0	0	2	0
South Carolina (1979-85-86-87-88-89-90-92-93-94-95-97-98-2000-01-02-04-05-10-11-15-16)	22	17	21	2	.450	0	1	1	0
South Fla. (1969-70-71-73-75-82-96-97-98-2001-05-07-08-09-10-11-12-13-15-16-19-22)	22	12	20	5	.392	0	0	0	0
Southern Conn. St. (1969-71)	2	0	2	0	.000	0	0	0	0
Springfield (1962-63)	2	1	2	0	.333	0	0	1	0
St. Francis Brooklyn (1974-76-77-78-82-2013-14-16-17-20)	10	4	9	1	.321	0	0	0	0
St. John's (NY) (1992-93-94-95-96-97-98-99-2000-01-02-03-04-05-06-08-09-11-12-13-19-21)	22	28	21	1	.570	1	1	2	0
Stanford (1962-78-91-92-97-98-99-2000-01-02-09-13-14-15-16-17-18-19-20-22)	20	32	15	9	.652	3	2	2	0
Stetson (2005-09)	2	0	2	0	.000	0	0	0	0
Stony Brook (2005-09-11)	3	1	2	1	.375	0	0	0	0
SUNY Brockport (1961-68)	2	0	1	1	.250	0	0	0	0

Team (Years Participated)	Yrs.	Won	Lost	Tied	Pct.	1st	2nd	3rd	4th
SUNY Cortland (1960-64-66)	3	0	3	0	.000	0	0	0	0
SUNY Oneonta (1973-74-75)	3	1	3	0	.250	0	0	0	0
Syracuse (1984-2012-14-15-16-18-19-22)	8	13	5	2	.700	1	0	1	0
Temple (1966-67-68-73-76-78-85)	7	4	7	0	.364	0	0	0	0
Towson (2001-06)	2	2	2	0	.500	0	0	0	0
Trinity (CT) (1964-65-67-68)	4	3	4	0	.429	0	0	0	0
Tulsa (1991-2003-04-07-08-09-10-12-14-15-16-21-22)	13	11	12	2	.480	0	0	0	0
UAB (1994-99-2000-01-06-11-12-14)	8	4	6	2	.417	0	0	0	0
UC Davis (2007-08-19)	3	1	3	0	.250	0	0	0	0
UC Irvine (2008-09-11-13-14-18)	6	4	6	1	.409	0	0	0	0
UC Riverside (2018-22)	2	0	2	0	.000	0	0	0	0
UC Santa Barbara (2002-03-04-05-06-07-08-09-10-11-13-15-19-21)	14	21	12	2	.629	1	1	0	0
UCF (2002-03-04-10-11-18-19-20)	8	5	8	0	.385	0	0	0	0
UCLA (1968-70-71-72-73-74-75-76-77-80-83-84-85-86-87-88-89-90-91-92-93-94-95-96-97-98-99-2000-01-02-03-04-05-06-07-08-09-10-11-12-13-14-15-16-18-21-22)	47	73	42	6	.628	4	5	4	1
UConn (1960-66-72-73-74-75-76-78-79-80-81-82-83-84-85-87-88-89-98-99-2000-01-02-03-04-05-06-07-08-09-10-11-12-13-15-18)	36	39	27	11	.578	2	0	4	0
UIC (1999-2000-06-07-08-16-17-18)	8	4	8	3	.367	0	0	0	0
UMBC (1999-2010-12-13-14)	5	3	2	6	.545	0	0	0	1
Kansas City (2001-03-08)	3	1	3	0	.250	0	0	0	0
UNC Greensboro (1993-94-95-96-98-2004-05-06-08-10-20-22)	12	7	11	4	.409	0	0	0	0
UNCW (2009-14-17-18)	4	2	3	2	.429	0	0	0	0
UNLV* (1983-84-85-88-2014-16)	6	2	6	1	.278	0	0	0	0
Utah Valley (2015)	1	0	1	0	.000	0	0	0	0
VCU (1997-98-99-2002-03-04-12-13-17)	9	2	9	1	.208	0	0	0	0
Vermont (1975-77-78-81-89-90-2000-07-15-16-21-22)	12	6	12	1	.342	0	0	0	0
Villanova (2016-21)	2	1	2	0	.333	0	0	0	0
Virginia (1969-79-81-82-83-84-85-86-87-88-89-90-91-92-93-94-95-96-97-98-99-2000-01-02-03-04-05-06-07-08-09-10-11-12-13-14-15-16-17-18-19-22)	42	67	33	7	.659	7	2	3	0
Virginia Tech (2003-05-06-07-16-17-18-19-20-21)	10	11	7	4	.591	0	0	1	0
Wake Forest (1988-89-90-91-99-2001-02-03-04-05-06-07-08-09-11-12-13-14-15-16-17-18-19-20-21-22)	26	37	22	4	.619	1	1	4	0
Washington (1972-73-76-78-82-89-92-95-96-97-98-99-2000-01-03-04-06-07-12-13-14-16-17-18-19-20-21-22)	28	20	25	4	.449	0	1	0	0
West Chester (1959-60-61-63-65-67-68-69)	8	7	7	0	.500	1	0	2	0
West Virginia (1966-68-71-72-73-81-92-2005-06-07-10-11-18-19-21)	15	8	14	2	.375	0	0	0	0
Western Ill. (2004-05-06-09-11-12)	6	0	6	0	.000	0	0	0	0
Western Mich. (2003-17-22)	3	3	3	0	.500	0	0	0	0
William & Mary (1980-83-87-92-93-95-96-97-98-99-2000-02-08-10-13-17)	16	8	15	3	.365	0	0	0	0
Williams (1959)	1	0	1	0	.000	0	0	0	0
Winthrop (2002-06-08-09-12-15)	6	0	5	2	.143	0	0	0	0
Wisconsin (1981-91-93-94-95-2013-17)	7	11	6	0	.647	1	0	0	0
Wofford (2009)	1	0	1	0	.000	0	0	0	0
Wright St. (2019)	1	1	0	1	.750	0	0	0	0
WPI (1970)	1	0	1	0	.000	0	0	0	0
Xavier (2010-11-12-14)	4	3	4	0	.429	0	0	0	0
Yale (1973-86-89-91-99-2005-19)	7	5	6	1	.458	0	0	0	0

\*Participation in the tournament vacated by the NCAA Committee on Infractions: Campbell 2018; Eastern Ill. 1981; Howard 1970-71; Jacksonville 1998; San Diego St. 1981; San Francisco 1978; UNLV 1987.

^Denver was selected for the 2020 tournament, but was unable to participant due to the COVID-19 pandemic.

# ALL-TIME RESULTS

*\*Advanced on penalty kicks*

*\*\*Declared champion on basis of penalty kicks*

## 1959

### First Round

Saint Louis 4, San Francisco 0  
CCNY 1, Williams 0  
Bridgeport 3, Colgate 2 (OT)  
West Chester 1, Maryland 0

### Semifinals

Bridgeport 2, West Chester 1 (10 OT)  
Saint Louis 6, CCNY 2

### Championship

Saint Louis 5, Bridgeport 2

## 1960

### First Round

Saint Louis 2, California 0  
West Chester 1, Brooklyn 0  
Maryland 4, Rutgers 3 (OT)  
UConn 4, SUNY Cortland 3

### Semifinals

Saint Louis 2, West Chester 1  
Maryland 4, UConn 0

### Championship

Saint Louis 3, Maryland 2

## 1961

### First Round

West Chester 4, Maryland 2  
Bridgeport 1, NYU 0  
Saint Louis 1, San Francisco 0  
Rutgers 3, SUNY Brockport 1

### Semifinals

West Chester 2, Bridgeport 0  
Saint Louis 6, Rutgers 1

### Championship

West Chester 2, Saint Louis 0

## 1962

### First Round

Saint Louis 9, Stanford 3  
Michigan St. 9, Howard 1  
Springfield 2, Hartwick 1  
Maryland 4, Pittsburgh 3

### Semifinals

Saint Louis 2, Michigan St. 0  
Maryland 5, Springfield 0

### Championship

Saint Louis 4, Maryland 3

## 1963

### First Round

Brown 1, Springfield 0  
Army West Point 4, Adelphi 2  
Navy 5, Howard 1  
West Chester 2, Fairleigh Dickinson 0  
San Francisco 2, San Jose St. 0  
Saint Louis 2, Michigan St. 0  
Bridgeport 3, LIU 1  
Maryland 5, Drexel 2

### Quarterfinals

Army West Point 3, Brown 1  
Navy 3, West Chester 0  
Saint Louis 3, San Francisco 2  
Maryland 5, Bridgeport 3

### Semifinals

Navy 4, Army West Point 0  
Saint Louis 7, Maryland 3

### Championship

Saint Louis 3, Navy 0

## 1964

### First Round

Trinity (CT) 2, Dartmouth 1  
Army West Point 4, SUNY Cortland 3 (3 OT, CK)  
Michigan St. 1, Maryland 0  
East Stroudsburg 6, Franklin & Marshall 0  
Navy 2, Fairleigh Dickinson 1  
Bridgeport 1, Hartwick 0  
San Jose St. 5, Air Force 3

### Quarterfinals

Army West Point 6, Trinity (CT) 1  
Michigan St. 4, East Stroudsburg 0  
Navy 5, Bridgeport 3  
Saint Louis 5, San Jose St. 0

### Semifinals

Michigan St. 3, Army West Point 2 (OT)  
Navy 2, Saint Louis 1

### Championship

Navy 1, Michigan St. 0

## 1965

### First Round

Trinity (CT) 2, Middlebury 1  
Army West Point 3, LIU 2  
Michigan St. 7, Baltimore 0  
East Stroudsburg 2, Pittsburgh 0  
Navy 4, West Chester 1  
Brown 2, Ithaca 1  
Saint Louis 2, Ohio 1  
San Francisco 3, Air Force 2

### Quarterfinals

Army West Point 3, Trinity (CT) 1  
Michigan St. 2, East Stroudsburg 1  
Navy 6, Brown 2  
Saint Louis 5, San Francisco 2

### Semifinals

Michigan St. 3, Army West Point 1  
Saint Louis 3, Navy 1

### Championship

Saint Louis 1, Michigan St. 0

## 1966

### First Round

Bridgeport 3, Colgate 1  
LIU 6, SUNY Cortland 1  
Michigan St. 2, Akron 0  
Temple 4, West Virginia 0  
Navy 4, Saint Joseph's 1  
Army West Point 2, UConn 1  
Saint Louis 5, Colorado Col. 1  
San Francisco 2, San Jose St. 1

### Quarterfinals

LIU 1, Bridgeport 0  
Michigan St. 3, Temple 1  
Army West Point 3, Navy 1  
San Francisco 2, Saint Louis 1 (4 OT)

### Semifinals

LIU 3, Michigan St. 2 (4 OT, CK)  
San Francisco 2, Army West Point 0

### Championship

San Francisco 5, LIU 2

## 1967

### First Round

LIU 2, Bridgeport 0  
Trinity (CT) 6, Army West Point 4  
Michigan St. 4, Maryland 1

Akron 1, Temple 0  
Navy 5, West Chester 0  
Buffalo St. 2, Fairleigh Dickinson 1 (2 OT, CK)  
Saint Louis 6, Colorado Col. 1  
San Jose St. 4, San Francisco 3 (2 OT, CK)

### Quarterfinals

LIU 3, Trinity (CT) 1  
Michigan St. 3, Akron 1  
Navy 2, Buffalo St. 1  
Saint Louis 4, San Jose St. 3

### Semifinals

Michigan St. 4, LIU 0  
Saint Louis 1, Navy 0

### Championship

Michigan St. 0, Saint Louis 0 (called due to inclement weather)

## 1968

### First Round

Army West Point 4, Harvard 1  
Fairleigh Dickinson 3, Hofstra 1  
Michigan St. 5, North Carolina 0  
Temple 3, Delaware 2 (4 OT)  
Saint Louis 3, West Virginia 2

### Second Round

Army West Point 4, SUNY Brockport 3 (2 OT, CK)

Brown 3, Fairleigh Dickinson 0

Michigan St. 1, Akron 0  
West Chester 4, Temple 3  
Maryland 3, Saint Louis 1  
Hartwick 4, Trinity (CT) 0  
San Jose St. 3, UCLA 1  
Air Force 3, San Francisco 2

### Quarterfinals

Brown 3, Army West Point 1  
Michigan St. 3, West Chester 2 (4 OT, CK)  
Maryland 2, Hartwick 1  
San Jose St. 1, Air Force 0

### Semifinals

Michigan St. 2, Brown 0  
Maryland 4, San Jose St. 3 (OT)

### Championship

Michigan St. 2, Maryland 2 (tie, 2 OT)

## 1969

### First Round

Harvard 5, Southern Conn. St. 0  
Brown 2, Bridgeport 1  
Hartwick 5, Rensselaer 3  
NYU 1, Adelphi 0  
Maryland 5, Virginia 0  
South Fla. 1, Navy 0  
Jefferson 2, West Chester 1  
Penn 3, Montclair St. 0

### Second Round

Harvard 4, Brown 0  
Hartwick 4, NYU 3  
Saint Louis 4, SIUE 0  
Cleveland St. 3, Michigan St. 0  
San Jose St. 1, Air Force 0  
San Francisco 2, San Diego St. 1  
Maryland 4, South Fla. 1  
Penn 2, Jefferson 1 (4 OT, CK)

### Quarterfinals

Harvard 1, Hartwick 0  
Saint Louis 2, Cleveland St. 1  
San Francisco 3, San Jose St. 1  
Maryland 1, Penn 0

### Semifinals

Saint Louis 2, Harvard 1

San Francisco 1, Maryland 0  
**Championship**  
Saint Louis 4, San Francisco 2

## 1970

### First Round

Harvard 6, WPI 0  
Brown 1, Middlebury 0  
Hartwick 4, Army West Point 0  
Columbia 2, Buffalo St. 1 (2 OT, CK)  
Navy 1, South Fla. 0 (2 OT, CK)  
#Howard 2, Maryland 0  
Penn St. 2, Delaware 1  
Jefferson 2, Penn 1

### Second Round

Harvard 2, Brown 1  
Hartwick 6, Columbia 1  
Saint Louis 7, Cleveland St. 0  
SIUE 6, Akron 0  
Denver 2, San Jose St. 1  
UCLA 3, San Francisco 2  
#Howard 2, Navy 0  
Jefferson 2, Penn St. 1

### Quarterfinals

Hartwick 4, Harvard 3  
Saint Louis 2, SIUE 1  
UCLA 3, Denver 1  
#Howard 1, Jefferson 0

### Semifinals

Saint Louis 1, Hartwick 0  
UCLA 4, #Howard 3

### Championship

Saint Louis 1, UCLA 0

*#Howard's participation vacated by NCAA Committee on Infractions.*

## 1971

### First Round

Harvard 5, Southern Conn. St. 0  
Brown 4, Bridgeport 1  
Hartwick 3, Army West Point 0  
Cornell 2, LIU 1  
#Howard 1, West Virginia 0  
Navy 3, South Fla. 1  
Penn 2, East Stroudsburg 0  
Penn St. 4, Saint Joseph's 1

### Second Round

Harvard 3, Brown 0  
Hartwick 4, Cornell 1  
#Howard 3, Navy 0  
Penn St. 2, Penn 1  
Saint Louis 4, Ohio 0  
SIUE 2, Akron 0  
San Francisco 3, San Jose St. 2  
UCLA 5, Chico St. 1

### Quarterfinals

Harvard 4, Hartwick 1  
#Howard 8, Penn St. 0  
Saint Louis 3, SIUE 1  
San Francisco 6, UCLA 2

### Semifinals

#Howard 1, Harvard 0  
Saint Louis 3, San Francisco 2

### Championship

#Howard 3, Saint Louis 2

*#Howard's participation vacated by NCAA Committee on Infractions.*

## 1972

### First Round

Harvard 1, Rhode Island 0  
Brown 4, UConn 2  
LIU 2, NYU 1 (2 OT)  
Cornell 3, Army West Point 1

Howard 9, Duke 0  
Clemson 3, West Virginia 2  
Penn 4, Drexel 0  
Penn St. 2, Saint Joseph's 0

### Second Round

Harvard 3, Brown 2 (2 OT)  
Cornell 3, LIU 2  
San Jose St. 4, Fresno St. 0  
UCLA 5, Washington 0  
Howard 4, Clemson 0  
Penn 3, Penn St. 1  
Saint Louis 2, Bowling Green 0  
Ohio 3, Air Force 2

### Quarterfinals

Cornell 2, Harvard 0  
UCLA 3, San Jose St. 1  
Howard 2, Penn 0  
Saint Louis 3, Ohio 1

### Semifinals

UCLA 1, Cornell 0  
Saint Louis 2, Howard 1 (OT)

### Championship

Saint Louis 4, UCLA 2

## 1973

### First Round

Yale 3, Bridgeport 1  
Brown 1, UConn 0 (OT)  
SUNY Oneonta 2, Army West Point 1 (3 OT)  
Hartwick 3, LIU 2  
Clemson 7, James Madison 0  
South Fla. 3, West Virginia 1  
Penn 5, Temple 1  
Penn St. 5, Jefferson 3

### Second Round

Brown 2, Yale 1 (2 OT)  
Hartwick 2, SUNY Oneonta 0  
Saint Louis 6, Bowling Green 0  
SIUE 3, NIU 0  
Clemson 1, South Fla. 0 (4 OT)  
Penn 4, Penn St. 0  
San Francisco 5, Santa Clara 0  
UCLA 3, Washington 0

### Quarterfinals

Brown 1, Hartwick 0  
Saint Louis 3, SIUE 0  
Clemson 1, Penn 0  
UCLA 3, San Francisco 1

### Semifinals

Saint Louis 3, Brown 1  
UCLA 2, Clemson 1 (OT)

### Championship

Saint Louis 2, UCLA 1 (OT)

## 1974

### First Round

UConn 4, Bridgeport 1  
Brown 5, Harvard 1  
Hartwick 1, SUNY Oneonta 0  
Cornell 4, St. Francis (NY) 2  
Howard 2, George Washington 0  
Clemson 3, Navy 2 (OT)  
Jefferson 4, Fairleigh Dickinson 2  
Bucknell 1, Penn St. 0

### Second Round

UConn 4, Brown 3 (3 OT)  
Hartwick 3, Cornell 2 (4 OT, CK)  
Howard 1, Clemson 0  
Jefferson 1, Bucknell 0 (2 OT)  
SIUE 2, Indiana 0  
Saint Louis 1, Cleveland St. 0  
UCLA 3, San Jose St. 2 (3 OT)  
San Francisco 2, Chico St. 1

### Quarterfinals

Hartwick 2, UConn 0

Howard 5, Jefferson 3  
Saint Louis 2, SIUE 1 (3 OT)  
UCLA 1, San Francisco 0 (2 OT)

### Semifinals

Howard 2, Hartwick 1  
Saint Louis 2, UCLA 1 (2 OT)

### Third Place

Hartwick 3, UCLA 1

### Championship

Howard 2, Saint Louis 1 (4 OT)

## 1975

### First Round

UConn 4, Vermont 3 (OT)  
Brown 3, Bridgeport 2  
Cornell 1, SUNY Oneonta 0  
Hartwick 2, Army West Point 1  
Howard 3, App State 1  
Clemson 3, South Fla. 0  
Jefferson 4, Penn St. 3  
Fairleigh Dickinson 1, Bucknell 0

### Second Round

Brown 2, UConn 1 (4 OT)  
Cornell 2, Hartwick 1  
San Francisco 4, UCLA 1  
Cal St. Fullerton 1, Colorado Col. 0  
Howard 3, Clemson 1  
Jefferson 5, Fairleigh Dickinson 0  
SIUE 3, Cleveland St. 2  
Saint Louis 2, Akron 1

### Quarterfinals

Brown 3, Cornell 0  
San Francisco 3, Cal St. Fullerton 2  
Howard 2, Jefferson 1  
SIUE 2, Saint Louis 1

### Semifinals

San Francisco 2, Brown 1 (3 OT)  
SIUE 3, Howard 1

### Third Place

Brown 2, Howard 0

### Championship

San Francisco 4, SIUE 0

## 1976

### First Round

UConn 2, Rhode Island 1  
Brown 6, Bridgeport 2  
Hartwick 1, Cornell 0  
St. Francis Brooklyn 2, Adelphi 0  
Clemson 8, James Madison 0  
Howard 3, Maryland 1  
Temple 4, Bucknell 0  
Jefferson 4, Penn St. 0

### Second Round

UConn 1, Brown 0  
Hartwick 3, St. Francis Brooklyn 0  
Indiana 2, Akron 1  
SIUE 2, Saint Louis 1  
Clemson 3, Howard 1  
Jefferson 4, Temple 0  
San Francisco 1, UCLA 0  
San Jose St. 4, Washington 1

### Quarterfinals

Hartwick 2, UConn 1  
Indiana 1, SIUE 0  
Clemson 3, Jefferson 2  
San Francisco 5, San Jose St. 0

### Semifinals

Indiana 2, Hartwick 1  
San Francisco 1, Clemson 0

### Third Place

Hartwick 4, Clemson 3

### Championship

San Francisco 1, Indiana 0

## 1977

### First Round

Brown 2, Dartmouth 1  
Rhode Island 1, Vermont 0  
Clemson 4, George Washington 0  
Hartwick 5, St. Francis Brooklyn 1  
Cornell 2, LIU 1 (3 OT)  
Penn St. 5, Penn 1  
Jefferson 3, Princeton 0

### Second Round

Brown 3, Rhode Island 1  
Clemson 3, App State 1  
Hartwick 3, Cornell 1  
Cleveland St. 2, Saint Louis 0  
SIUE 3, Indiana 2 (4 OT)  
Jefferson 3, Penn St. 0  
San Francisco 2, Air Force 1  
UCLA 3, California 0

### Quarterfinals

Brown 2, Clemson 1  
Hartwick 2, Jefferson 0  
SIUE 3, Cleveland St. 2 (3 OT)  
San Francisco 4, UCLA 1

### Semifinals

San Francisco 2, SIUE 1  
Hartwick 4, Brown 1

### Third Place

SIUE 3, Brown 2

### Championship

Hartwick 2, San Francisco 1

## 1978

### First Round

Clemson 4, American 0  
App State 9, George Washington 3  
St. Francis Brooklyn 1, Adelphi 0  
Columbia 3, Hartwick 2  
Jefferson 5, La Salle 1  
Temple 1, Penn St. 0  
Brown 3, Vermont 1  
UConn 4, Dartmouth 0

### Second Round

Clemson 2, App State 1 (OT)  
St. Francis Brooklyn 2, Columbia 0  
#San Francisco 6, Stanford 3  
Santa Clara 2, Washington 0  
Jefferson 2, Temple 1 (OT)  
UConn 3, Brown 1  
Indiana 3, Cleveland St. 1  
SIUE 3, Saint Louis 2 (3 OT)

### Quarterfinals

Clemson 4, St. Francis Brooklyn 0  
#San Francisco 3, Santa Clara 2 (OT)  
Jefferson 3, UConn 0  
Indiana 2, SIUE 0

### Semifinals

#San Francisco 2, Clemson 1  
Indiana 2, Jefferson 0

### Third Place

Clemson 6, Jefferson 2

### Championship

#San Francisco 2, Indiana 0

*#San Francisco's participation vacated by NCAA Committee on Infractions.*

## 1979

### First Round

SIUE 2, Saint Louis 1  
Cleveland St. 2, Milwaukee 1  
Princeton 1, Jefferson 0

### Second Round

San Francisco 3, Santa Clara 2  
SIUE 2, SMU 0

Indiana 5, Cleveland St. 0  
Penn St. 3, Princeton 1  
American 1, Virginia 0  
Clemson 1, South Carolina 0  
Columbia 3, Hartwick 2  
Rhode Island 3, UConn 2 (4 OT, PK)

### Quarterfinals

SIUE 4, San Francisco 2  
Penn St. 2, Indiana 0  
Clemson 1, American 0  
Columbia 5, Rhode Island 1

### Semifinals

SIUE 2, Penn St. 1  
Clemson 4, Columbia 1

### Third Place

Penn St. 2, Columbia 1

### Championship

SIUE 3, Clemson 2

## 1980

### First Round

Hartwick 3, Cornell 2 (OT)  
Cleveland St. 1, Milwaukee 0  
Duke 2, App State 1  
SMU 2, SIUE 0

### Second Round

Hartwick 2, Columbia 1  
UConn 6, Boston U. 0  
Indiana 3, Cleveland St. 0  
Penn St. 3, Jefferson 2  
William & Mary 2, Howard 1 (4 OT, PK)  
Alabama A&M 2, Duke 0  
San Francisco 2, UCLA 1 (OT)  
Saint Louis 3, SMU 1

### Quarterfinals

Hartwick 1, UConn 0 (2 OT)  
Indiana 3, Penn St. 1  
Alabama A&M 1, William & Mary 0  
San Francisco 3, Saint Louis 2

### Semifinals

Indiana 5, Hartwick 0  
San Francisco 2, Alabama A&M 1

### Third Place

Alabama A&M 2, Hartwick 0

### Championship

San Francisco 4, Indiana 3 (OT)

## 1981

### First Round

Clemson 3, NC State 1  
Alabama A&M 1, Duke 0 (OT)  
#San Diego St. 4, California 0  
#Eastern Ill. 2, SIUE 1 (OT)

### Second Round

Alabama A&M 2, Clemson 1 (3 OT)  
West Virginia 2, Virginia 1  
Indiana 5, Wisconsin 1  
Jefferson 2, Penn St. 0  
LIU 1, Columbia 0 (4 OT)  
UConn 6, Vermont 2  
#San Diego St. 2, San Francisco 1 (4 OT, PK)  
#Eastern Ill. 1, Saint Louis 0

### Third Round

#Eastern Ill. won by forfeit over #San Diego St  
Alabama A&M 2, West Virginia 1 (OT)  
Jefferson 1, Indiana 0  
UConn 3, LIU 0

### Semifinals

Alabama A&M 3, Jefferson 2 (3 OT, PK)  
UConn 2, #Eastern Ill. 1

### Third Place

#Eastern Ill. 4, Jefferson 2

### Championship

UConn 2, Alabama A&M 1 (OT)

*#Eastern Ill. and San Diego St. participation vacated by NCAA Committee on Infractions.*

## 1982

### First Round

Columbia 4, St. Francis Brooklyn 1  
Duke 2, South Fla. 1  
Clemson 2, Alabama A&M 0  
Penn St. 1, Fairleigh Dickinson 0  
San Francisco 3, Washington 2 (2 OT, PK)  
San Diego St. 1, Fresno St. 0  
North Texas 1, Eastern Ill. 0 (OT)

### Second Round

LIU 3, Columbia 0  
UConn 3, Boston College 2 (2 OT, PK)  
Duke 2, Clemson 1 (2 OT, PK)  
George Mason 1, Virginia 0

Indiana 1, Evansville 0  
Jefferson 2, Penn St. 0

San Francisco 2, San Diego St. 0

SIUE 1, North Texas 0

### Third Round

UConn 1, LIU 0 (2 OT, PK)

Duke 2, George Mason 0

Indiana 2, Jefferson 0

SIUE 1, San Francisco 0

### Semifinals

Duke 2, UConn 1

Indiana 1, SIUE 0

### Championship

Indiana 2, Duke 1 (8 OT)

## 1983

### First Round

Duke 2, NC State 1  
Alabama A&M 1, Clemson 0  
Akron 7, Green Bay 0  
Fairleigh Dickinson 3, Jefferson 2  
San Francisco 5, UCLA 0  
UNLV 3, California 1 (2 OT)  
Saint Louis 2, SMU 1

### Second Round

Columbia 2, Hartwick 1  
UConn 2, Providence 0  
Alabama A&M 3, Duke 2  
Virginia 2, William & Mary 1  
Indiana 2, Akron 1 (2 OT)  
Fairleigh Dickinson 2, Rutgers 1  
San Francisco 3, UNLV 2  
Saint Louis 2, Eastern Ill. 1

### Third Round

Indiana 2, Saint Louis 1  
Virginia 3, San Francisco 2  
Columbia 1, Fairleigh Dickinson 0  
UConn 1, Alabama A&M 0

### Semifinals

Indiana 3, Virginia 1  
Columbia 4, UConn 0

### Championship

Indiana 1, Columbia 0 (2 OT)

## 1984

### First Round

Hartwick 3, Syracuse 1  
Clemson 2, NC State 1  
American 2, George Mason 1  
Evansville 3, Akron 2 (2 OT, PK)  
Penn St. 5, Jefferson 0  
UCLA 2, Fresno St. 1  
San Francisco 2, UNLV 1 (2 OT)

### Second Round

Hartwick 1, Columbia 0  
Harvard 1, UConn 0 (2 OT)  
Clemson 3, Alabama A&M 1

Virginia 1, American 0 (2 OT, PK)  
Indiana 5, Evansville 0  
Fairleigh Dickinson 1, Penn St. 0  
UCLA 1, San Francisco 0  
Saint Louis 5, SMU 3

### Third Round

Indiana 4, Saint Louis 2  
Hartwick 1, Fairleigh Dickinson 0  
Clemson 1, Virginia 0  
UCLA 2, Harvard 0

### Semifinals

Indiana 2, Hartwick 1  
Clemson 4, UCLA 1

### Championship

Clemson 2, Indiana 1

## 1985

### First Round

Columbia 3, LIU 1 (2 OT)  
Clemson 5, NC State 2  
South Carolina 3, Duke 0  
George Mason 1, Virginia 0  
Indiana 2, Akron 0  
UCLA 3, California 1  
UNLV 2, Fresno St. 1

### Second Round

Hartwick 2, Columbia 0  
Boston U. 2, UConn 1 (2 OT, PK)  
South Carolina 1, Clemson 0 (2 OT, PK)  
American 3, George Mason 1  
Evansville 3, Indiana 0  
Penn St. 6, Temple 5 (2 OT, PK)  
UCLA 1, UNLV 0 (2 OT)  
SMU 2, Air Force 1

### Third Round

Hartwick 1, Boston U. 0  
American 2, South Carolina 0  
Evansville 1, Penn St. 0  
UCLA 2, SMU 0

### Semifinals

American 1, Hartwick 0  
UCLA 3, Evansville 1

### Championship

UCLA 1, American 0 (8 OT)

## 1986

### First Round

Harvard 1, Yale 0 (2 OT, PK)  
Duke 3, South Carolina 2  
Loyola Maryland 1, Virginia 0  
George Mason 2, Maryland 1 (2 OT)  
UCLA 3, Cal St. Fullerton 0  
Fresno St. 1, San Francisco 0  
Saint Louis 2, California 0

### Second Round

Hartwick 3, LIU 2  
Harvard 2, Boston U. 1  
Duke 2, NC State 0  
Loyola Maryland 2, George Mason 0  
Akron 2, Evansville 1 (2 OT)  
Penn St. 2, Seton Hall 0 (2 OT)  
Fresno St. 1, UCLA 0 (2 OT)  
SMU 3, Saint Louis 1

### Third Round

Harvard 2, Hartwick 0  
Duke 2, Loyola Maryland 1  
Akron 2, Penn St. 1 (2 OT, PK)  
Fresno St. 1, SMU 0

### Semifinals

Duke 3, Harvard 1  
Akron 1, Fresno St. 0

### Championship

Duke 1, Akron 0

## 1987

### First Round

UCLA 1, Fresno St. 0  
#UNLV 1, San Francisco 0  
San Diego St. 2, Saint Louis 1  
Clemson 2, Evansville 1  
South Carolina 1, NC State 0 (2 OT)  
North Carolina 2, Duke 0  
Virginia 2, George Mason 0  
Loyola Maryland 1, William & Mary 0

### Second Round

UCLA def. UNLV (forfeit)  
Adelphi 1, Hartwick 0 (2 OT)  
Harvard 1, UConn 0 (2 OT)  
San Diego St. 3, SMU 2 (2 OT, PK)  
Clemson 2, Indiana 1  
Rutgers 2, Seton Hall 1  
North Carolina 2, South Carolina 1 (2 OT)  
Loyola Maryland 1, Virginia 0

### Third Round

Harvard 3, Adelphi 0  
San Diego St. 2, UCLA 1  
Clemson 3, Rutgers 2  
North Carolina 1, Loyola Maryland 0

### Semifinals

San Diego St. 2, Harvard 1 (2 OT, PK)  
Clemson 4, North Carolina 1

### Championship

Clemson 2, San Diego St. 0

*#UNLV's participation vacated by NCAA Committee on Infractions.*

## 1988

### First Round

Fairleigh Dickinson 1, Penn St. 0  
Jefferson 1, Navy 0  
North Carolina 2, Wake Forest 0  
SMU 2, Notre Dame 0  
Brooklyn 4, Adelphi 1  
Boston U. 3, UConn 1  
UCLA 2, San Diego St. 1  
Fresno St. 2, UNLV 1 (2 OT, PK)

### Second Round

Virginia 1, Fairleigh Dickinson 0  
Howard 2, Jefferson 1 (2 OT, PK)  
South Carolina 3, North Carolina 1  
SMU 2, Saint Louis 1 (2 OT)  
Seton Hall 5, Brooklyn 2  
Indiana 3, Boston U. 1  
Portland 2, UCLA 0  
Fresno St. 2, Evansville 1 (2 OT, PK)

### Third Round

Howard 3, Virginia 2 (2 OT)  
South Carolina 1, SMU 0  
Indiana 3, Seton Hall 1  
Portland 2, Fresno St. 0

### Semifinals

Howard 2, South Carolina 0  
Indiana 1, Portland 0

### Championship

Indiana 1, Howard 0

## 1989

### First Round

Columbia 4, Fairleigh Dickinson 1  
Vermont 2, UConn 0  
Yale 1, Hartwick 0  
Jefferson 2, Princeton 1  
Wake Forest 2, Old Dominion 1  
South Carolina 2, Duke 1  
George Washington 3, George Mason 1  
Howard 2, Penn St. 1 (2 OT, PK)  
SMU 1, Evansville 0  
Fresno St. 2, Saint Louis 1

Portland 1, Washington 0 (2 OT)  
UCLA 2, San Diego St. 1 (2 OT, PK)

### Second Round

Rutgers 3, Columbia 1  
Vermont 1, Yale 0 (2 OT)  
Virginia 4, Jefferson 1  
South Carolina 5, Wake Forest 1  
Indiana 4, George Washington 0  
Howard 2, SMU 1 (2 OT)  
Santa Clara 2, Fresno St. 1  
UCLA 1, Portland 0 (2 OT, PK)

### Third Round

Rutgers 2, Vermont 1 (2 OT)  
Virginia 1, South Carolina 0 (2 OT)  
Indiana 1, Howard 0  
Santa Clara 2, UCLA 0

### Semifinals

Virginia 3, Rutgers 0  
Santa Clara 4, Indiana 2

### Championship

Santa Clara 1, Virginia 1 (2 OT)

## 1990

### First Round

Adelphi 1, Brooklyn 0  
Columbia 2, Seton Hall 0  
Dartmouth 2, Vermont 1 (2 OT, PK)  
Boston U. 3, Boston College 2  
Indiana 5, Milwaukee 1  
Saint Louis 1, George Mason 0  
South Carolina 3, Clemson 0  
North Carolina 2, Wake Forest 1  
Virginia 1, Richmond 0  
San Diego 4, Portland 2  
Fresno St. 3, Santa Clara 2 (2 OT)  
SMU 2, Illinois St. 1

### Second Round

Rutgers 3, Adelphi 2 (2 OT, PK)  
Dartmouth 2, Columbia 1  
Evansville 1, Boston U. 0 (2 OT)  
Indiana 2, Saint Louis 1  
NC State 3, South Carolina 1  
Virginia 3, North Carolina 1  
UCLA 2, San Diego 1 (2 OT)  
SMU 2, Fresno St. 1

### Third Round

Rutgers 1, Dartmouth 0  
Evansville 1, Indiana 0  
NC State 2, Virginia 1 (2 OT, PK)  
UCLA 2, SMU 0

### Semifinals

Rutgers 1, Evansville 0  
UCLA 1, NC State 0 (2 OT, PK)

### Championship

UCLA\*\* 0, Rutgers 0 (4 OT, 4-3 PK)

## 1991

### First Round

Hartford 2, Columbia 1  
Yale 3, Boston U. 2  
Seton Hall\* 1, Adelphi 1 (4 OT)  
North Carolina 1, Charlotte 0 (2 OT)  
Furman 1, Wake Forest 0 (2 OT)  
NC State 3, Clemson 1  
Wisconsin 1, Evansville 0  
Rutgers 2, Old Dominion 0  
SMU 5, Tulsa 3  
Portland 1, FIU 0 (4 OT)  
Fresno St. 1, San Francisco 0 (2 OT)  
Santa Clara 2, Stanford 1 (4 OT)

### Second Round

Virginia 2, Hartford 1 (4 OT)  
Yale 4, Seton Hall 3 (2 OT)  
Saint Louis 4, North Carolina 0  
NC State 4, Furman 1

Indiana 2, Wisconsin 0 (2 OT)  
SMU 3, Rutgers 2  
UCLA 3, Portland 0  
Santa Clara 3, Fresno St. 0

#### Third Round

Virginia 2, Yale 0  
Saint Louis 3, NC State 0  
Indiana\* 2, SMU 2 (4 OT)  
Santa Clara 2, UCLA 1

#### Semifinals

Virginia 3, Saint Louis 2 (3 OT)  
Santa Clara 2, Indiana 0

#### Championship

Virginia\*\* 0, Santa Clara 0 (4 OT, 3-1 PK)

### 1992

#### First Round

Penn St. 2, Adelphi 1  
Seton Hall 2, Hartford 0  
Dartmouth 1, St. John's (NY) 0  
SMU 4, Air Force 1  
Saint Louis 2, Bowling Green 1  
Duke 3, James Madison 0  
William & Mary 2, West Virginia 0  
Davidson\* 2, Charlotte 2 (4 OT)  
Coastal Caro. 2, South Carolina 0  
San Diego 3, Stanford 0  
Indiana 4, Evansville 1  
Washington 2, Portland 1

#### Second Round

Virginia 4, Penn St. 1  
Dartmouth 4, Seton Hall 3  
SMU 1, Creighton 0  
Duke 4, Saint Louis 3  
NC State 3, William & Mary 2  
Davidson\* 0, Coastal Caro. 0 (4 OT)  
San Diego 2, UCLA 1  
Indiana 2, Washington 0

#### Third Round

Virginia 3, Dartmouth 0  
Duke\* 0, SMU 0 (4 OT)  
Davidson 1, NC State 0 (3 OT)  
San Diego 2, Indiana 0

#### Semifinals

Virginia 3, Duke 0  
San Diego 3, Davidson 2 (2 OT)

#### Championship

Virginia 2, San Diego 0

### 1993

#### First Round

Indiana 6, Memphis 0  
Wisconsin 3, Notre Dame 1  
Loyola Maryland 1, James Madison 0  
Virginia 2, William & Mary 1  
Penn St. 3, Robert Morris 0  
Princeton 2, Columbia 0  
Hartwick 2, Rutgers 0  
Boston U. 2, St. John's (NY) 1  
San Diego 4, UCLA 2 (2 OT)  
Cal St. Fullerton 4, Fresno St. 0  
San Francisco 2, Santa Clara 1 (2 OT)  
Saint Louis\* 0, Portland 0 (4 OT)  
Air Force 2, Creighton 1 (4 OT)  
North Carolina 3, Duke 2  
Clemson 2, UNC Greensboro 0  
South Carolina 1, Furman 0

#### Second Round

Wisconsin 1, Indiana 0  
Virginia 2, Loyola Maryland 1  
Princeton 5, Penn St. 2  
Hartwick 2, Boston U. 1 (2 OT)  
Cal St. Fullerton 3, San Diego 2  
San Francisco 2, Saint Louis 1  
Air Force 2, North Carolina 1

South Carolina 3, Clemson 2

#### Third Round

Virginia 3, Wisconsin 0  
Princeton 3, Hartwick 0  
Cal St. Fullerton 1, San Francisco 0  
South Carolina 6, Air Force 0

#### Semifinals

Virginia 3, Princeton 1  
South Carolina 1, Cal St. Fullerton 0

#### Championship

Virginia 2, South Carolina 0

### 1994

#### First Round

Indiana 1, Notre Dame 0 (2 OT)  
Creighton 2, Saint Louis 1  
San Francisco\* 1, Fresno St. 1 (4 OT)  
Cal St. Fullerton 3, San Diego 1 (2 OT)  
SMU 2, Wisconsin 1  
UCLA 3, UAB 2 (2 OT)  
NC State 1, South Carolina 0  
Col. of Charleston 1, Charlotte 0 (4 OT)  
Virginia 3, UNC Greensboro 0  
Maryland 4, Georgetown 3 (2 OT)  
James Madison 3, North Carolina 0  
Duke 2, FIU 1 (2 OT)  
Rutgers 1, St. John's (NY) 0  
Penn St. 3, Robert Morris 0  
Brown 3, New Hampshire 2 (2 OT)  
Boston U. 2, Harvard 0

#### Second Round

Indiana 1, Creighton 0  
Cal St. Fullerton 1, San Francisco 0 (3 OT)  
UCLA 4, SMU 2  
Col. of Charleston 5, NC State 4 (3 OT)  
Virginia 2, Maryland 1  
James Madison 2, Duke 1  
Rutgers 3, Penn St. 2 (2 OT)  
Brown 3, Boston U. 2

#### Third Round

Indiana 2, Cal St. Fullerton 1  
UCLA 3, Col. of Charleston 2  
Virginia 4, James Madison 1  
Rutgers 3, Brown 1

#### Semifinals

Indiana 4, UCLA 1  
Virginia 2, Rutgers 1

#### Championship

Virginia 1, Indiana 0

### 1995

#### First Round

Virginia 2, Rhode Island 1  
Hartwick 3, St. John's (NY) 2  
Brown 2, Boston U. 1  
Lafayette 2, Cornell 0 (2 OT)  
Maryland 2, Penn St. 0  
James Madison 1, Princeton 0  
Duke 3, UNC Greensboro 0  
South Carolina 3, Coastal Caro. 1 (2 OT)  
UCLA 2, Cal Poly 1  
Santa Clara 4, San Diego 1 (2 OT)  
Portland 1, Washington 0  
Butler 1, Indiana 0  
Wisconsin 2, Bowling Green 0  
William & Mary 2, Creighton 1 (4 OT)  
Clemson 2, Col. of Charleston 0  
SMU 4, Saint Louis 1 (2 OT)

#### Second Round

Virginia 4, Hartwick 0  
Brown 2, Lafayette 0  
James Madison\* 2, Maryland 2 (4 OT)  
Duke 2, South Carolina 0  
Santa Clara 2, UCLA 1  
Portland 4, Butler 1

Wisconsin 1, William & Mary 0 (2 OT)  
SMU 3, Clemson 1

#### Third Round

Virginia 4, Brown 1  
Duke 3, James Madison 2  
Portland 2, Santa Clara 1  
Wisconsin 2, SMU 0

#### Semifinals

Wisconsin 1, Portland 0  
Duke 3, Virginia 2

#### Championship

Wisconsin 2, Duke 0

### 1996

#### First Round

Washington 2, Santa Clara 1 (4 OT)  
Fresno St. 2, California 1  
Cal St. Fullerton 2, UCLA 1  
Creighton 2, SMU 0  
George Mason 1, Virginia 0  
St. John's (NY) 5, Fordham 1  
Maryland 2, James Madison 1 (2 OT)  
William & Mary 3, Army West Point 1  
Notre Dame 1, UNC Greensboro 0  
Charlotte 3, Col. of Charleston 1  
Harvard 3, Boston U. 2  
Hartford 3, Rhode Island 2 (2 OT)  
Bowling Green 4, Detroit Mercy 0  
Indiana 4, Evansville 1  
Rutgers 2, Cornell 1 (3 OT)  
FIU 6, South Fla. 1

#### Second Round

Fresno St. 2, Washington 1  
Creighton\* 0, Cal St. Fullerton 0 (4 OT)  
St. John's (NY) 2, George Mason 1  
William & Mary 3, Maryland 0  
Charlotte 1, Notre Dame 0  
Hartford 3, Harvard 2 (2 OT)  
Indiana 2, Bowling Green 0  
FIU 2, Rutgers 0

#### Third Round

Creighton 2, Fresno St. 0  
St. John's (NY) 2, William & Mary 1 (2 OT)  
Charlotte 3, Hartford 0  
FIU 1, Indiana 0

#### Semifinals

St. John's (NY) 2, Creighton 1  
FIU 4, Charlotte 0

#### Championship

St. John's (NY) 4, FIU 1

### 1997

#### First Round

Indiana 2, Butler 1 (3 OT)  
Bowling Green 1, Marquette 0  
St. John's (NY) 2, Brown 1  
South Fla. 3, FIU 1  
UCLA 3, Santa Clara 0  
Washington 2, Stanford 1 (2 OT)  
Clemson 5, Charlotte 0  
South Carolina 3, Charleston So. 0  
SMU 1, Rider 0  
Dartmouth 5, Boston U. 1  
Saint Louis 2, Missouri St. 0  
Creighton 3, Air Force 2 (2 OT)  
American 2, William & Mary 1 (2 OT)  
Maryland 1, Rutgers 0  
Georgetown 2, VCU 0  
Virginia 3, Howard 0

#### Second Round

Indiana 4, Bowling Green 0  
South Fla. 2, St. John's (NY) 1  
UCLA 1, Washington 0  
Clemson 1, South Carolina 0 (2 OT)  
SMU 2, Dartmouth 0

Saint Louis 1, Creighton 0  
American 1, Maryland 0  
Virginia 5, Georgetown 1

### Third Round

Indiana 6, South Fla. 0  
UCLA 2, Clemson 1  
Saint Louis\* 0, SMU 0 (4 OT)  
Virginia 2, American 1 (2 OT)

### Semifinals

UCLA 1, Indiana 0 (3 OT)  
Virginia 3, Saint Louis 1

### Championship

UCLA 2, Virginia 0

## 1998

### First Round

Clemson 5, Lafayette 0  
William & Mary 2, South Fla. 1 (2 OT)  
Butler 1, Cincinnati 0 (2 OT)  
Indiana 3, Akron 2 (2 OT)  
St. John's (NY) 1, Brown 0 (2 OT)  
Penn St. 1, UConn 0  
Santa Clara 1, SMU 0  
UNC Greensboro 2, Washington 1  
#Jacksonville 3, Duke 2  
Maryland 2, Richmond 1  
Creighton 4, Saint Louis 1 (2 OT)  
UCLA 2, Fresno St. 1  
San Diego 2, Cal St. Fullerton 1  
Stanford 3, San Jose St. 2 (3 OT)  
South Carolina 2, VCU 1  
Virginia 3, Rider 0

### Second Round

Clemson 1, William & Mary 0  
Indiana 2, Butler 1 (2 OT)  
St. John's (NY) 1, Penn St. 0  
Santa Clara 4, UNC Greensboro 1  
Maryland 3, #Jacksonville 0  
Creighton 2, UCLA 0  
Stanford 3, San Diego 1 (2 OT)  
Virginia 1, South Carolina 0

### Third Round

Indiana 2, Clemson 1  
Santa Clara 2, St. John's (NY) 1  
Maryland 3, Creighton 2  
Stanford 3, Virginia 0

### Semifinals

Indiana 4, Santa Clara 0  
Stanford 1, Maryland 0

### Championship

Indiana 3, Stanford 1

*#Jacksonville's participation vacated by NCAA Committee on Infractions.*

## 1999

### First Round

Duke 4, UMBC 3 (OT)  
Santa Clara\* 2, Stanford 2 (4 OT)  
SMU 2, Creighton 1 (2 OT)  
UAB 2, Missouri St. 1  
Wake Forest 2, VCU 1  
Furman 2, North Carolina 1 (2 OT)  
Yale 1, Rutgers 0 (2 OT)  
UConn 2, Hartford 1 (4 OT)  
Saint Louis 3, UIC 2  
UCLA 4, San Diego 1  
Brown 2, Rhode Island 1 (OT)  
Virginia 2, Princeton 1 (3 OT)  
St. John's (NY) 1, Maryland 0  
Penn St. 1, William & Mary 0  
Washington 3, Portland 2  
Indiana 1, Kentucky 0 (OT)

### Second Round

Santa Clara 4, Duke 2  
UAB 2, SMU 0

Furman 4, Wake Forest 0  
UConn 3, Yale 0  
UCLA 2, Saint Louis 0  
Virginia 3, Brown 1  
Penn St. 2, St. John's (NY) 1 (3 OT)  
Indiana 2, Washington 0

### Third Round

Santa Clara 3, UAB 2 (OT)  
UConn 3, Furman 2  
UCLA 2, Virginia 0  
Indiana 3, Penn St. 0

### Semifinals

Santa Clara 2, UConn 1 (4 OT)  
Indiana 3, UCLA 2 (4 OT)

### Championship

Indiana 1, Santa Clara 0

## 2000

### First Round

North Carolina 3, William & Mary 2 (OT)  
Rhode Island 3, Boston College 0  
Washington 1, UAB 0 (4 OT)  
Indiana 4, San Jose St. 0  
Virginia 5, Lehigh 0  
St. John's (NY) 1, James Madison 0  
Creighton 1, Ohio St. 0  
San Diego 1, UCLA 0 (OT)  
Stanford 4, Cal St. Fullerton 0  
UIC 1, Bradley 0  
Kentucky\* 0, Saint Louis 0 (4 OT)  
SMU 2, IUPUI 0  
Duke 1, South Carolina 0  
Brown 2, Vermont 0  
UConn 3, Dartmouth 0  
Clemson 3, Furman 2

### Second Round

North Carolina 3, Rhode Island 1  
Indiana 2, Washington 1  
Virginia 2, St. John's (NY) 1  
Creighton 3, San Diego 0  
Stanford 6, UIC 0  
SMU 3, Kentucky 1  
Brown 1, Duke 0  
UConn 2, Clemson 1 (OT)

### Quarterfinals

Indiana 1, North Carolina 0  
Creighton 3, Virginia 0  
SMU 2, Stanford 1  
UConn 1, Brown 0

### Semifinals

Creighton 2, Indiana 1 (3 OT)  
UConn 2, SMU 0

### Championship

UConn 2, Creighton 0

## 2001

### First Round

New Mexico 1, FIU 0  
UCLA 3, Loyola Marymount 2 (2 OT)  
South Fla. 2, Akron 1  
Massachusetts 1, Creighton 0  
Kentucky 1, Mercer 0  
Santa Clara 1, California 0 (3 OT)  
Portland 1, Gonzaga 0  
Maryland 1, Notre Dame 0  
Kansas City 2, Milwaukee 1 (OT)  
Towson 4, James Madison 1  
UAB 1, Furman 0 (OT)  
Rutgers 1, Harvard 0  
Michigan St. 2, Butler 1  
American 2, Ohio St. 1  
Fairleigh Dickinson 1, Boston College 0 (3 OT)  
Seton Hall 2, Coastal Caro. 1

### Second Round

SMU 2, New Mexico 0

UCLA 4, San Diego 0  
Penn St. 1, South Fla. 0 (3 OT)  
St. John's (NY) 1, Massachusetts 0  
Stanford 3, Santa Clara 1  
Portland 1, Washington 0  
Loyola Maryland 1, Maryland 0 (2 OT)  
Saint Louis 2, Kansas City 1  
Clemson 1, Kentucky 0 (3 OT)  
UAB 3, South Carolina 2 (OT)  
Rutgers 2, UConn 1 (3 OT)  
Indiana 1, Michigan St. 0  
North Carolina 3, Towson 0  
American 3, Wake Forest 0  
Fairleigh Dickinson 2, Princeton 1  
Seton Hall 1, Virginia 0

### Third Round

SMU 1, UCLA 0  
St. John's (NY) 2, Penn St. 1 (3 OT)  
Clemson 3, UAB 2 (2 OT)  
Indiana 3, Rutgers 0  
Stanford 3, Portland 1  
Saint Louis 3, Loyola Maryland 0  
North Carolina 1, American 0 (OT)  
Fairleigh Dickinson 1, Seton Hall 0

### Quarterfinals

St. John's (NY) 2, SMU 0  
Indiana 2, Clemson 0  
Stanford 1, Saint Louis 0  
North Carolina 3, Fairleigh Dickinson 2 (3 OT)

### Semifinals

Indiana 2, St. John's (NY) 1 (2 OT)  
North Carolina 3, Stanford 2 (4 OT)

### Championship

North Carolina 2, Indiana 0

## 2002

### First Round

Old Dominion 3, Richmond 0  
Coastal Caro. 2, South Carolina 1 (2 OT)  
Portland 2, Oregon St. 0  
Furman 2, Loyola Maryland 0  
Northeastern\* 1, Lehigh 1 (2 OT, PK)  
FIU 2, UCF 1  
Milwaukee 2, Oakland 1  
Fairleigh Dickinson\* 1, Holy Cross 1 (2 OT, PK)  
Loyola Marymount 1, CSUN 0  
UC Santa Barbara 2, San Diego 0  
North Carolina 6, Winthrop 0  
William & Mary 2, Duke 1  
Penn 1, Seton Hall 0 (OT)  
Notre Dame 3, Akron 1  
New Mexico 2, Bradley 1  
American 1, George Washington 0

### Second Round

Wake Forest 1, Old Dominion 0  
Clemson\* 1, Coastal Caro. 1 (2 OT, PK)  
Stanford\* 0, Portland 0 (2 OT, PK)  
Furman\* 0, VCU 0 (2 OT, PK)  
Boston College 2, Northeastern 1  
SMU 3, FIU 1  
Creighton 3, Milwaukee 2  
St. John's (NY) 2, Fairleigh Dickinson 1 (2 OT)  
UCLA 4, Loyola Marymount 2  
California 2, UC Santa Barbara 1  
Penn St. 1, North Carolina 0 (2 OT)  
William & Mary\* 1, Virginia 1 (2 OT, PK)  
UConn 4, Penn 0  
Indiana 1, Notre Dame 0  
Saint Louis 1, New Mexico 0  
Maryland 1, American 0

### Third Round

Clemson 2, Wake Forest 1 (OT)  
Stanford 2, Furman 1 (2 OT)  
Boston College\* 4, SMU 4 (2 OT, PK)  
Creighton 1, St. John's (NY) 0 (OT)  
UCLA 3, California 2

Penn St. 1, William & Mary 0 (OT)  
UConn 1, Indiana 0  
Maryland 1, Saint Louis 0 (OT)

#### Quarterfinals

Stanford 2, Clemson 0  
Creighton 6, Boston College 2  
UCLA 7, Penn St. 1  
Maryland 3, UConn 0

#### Semifinals

UCLA 2, Maryland 1  
Stanford 2, Creighton 1 (2 OT)

#### Championship

UCLA 1, Stanford 0

## 2003

#### First Round

Tulsa 3, Oakland 2  
FIU 3, UCF 1  
Virginia Tech\* 3, Clemson 3 (2 OT, PK)  
Kentucky\* 0, Cincinnati 0 (2 OT, PK)  
Milwaukee 4, Western Mich. 1  
Saint Peter's 2, Brown 0  
Santa Clara\* 1, SMU 1 (2 OT, PK)  
Coastal Caro. 3, Davidson 0  
Virginia 2, Seton Hall 0  
Creighton 6, Kansas City 0  
California 2, San Jose St. 0  
UConn 3, Rhode Island 0  
Binghamton 1, Fairleigh Dickinson 0  
Portland 3, Oregon St. 2  
Rutgers 3, Lafayette 1  
Old Dominion 6, NC State 3

#### Second Round

UCLA 3, Tulsa 2  
FIU\* 1, CSUN 1 (2 OT, PK)  
VCU 5, Virginia Tech 2  
Indiana 2, Kentucky 1 (2 OT)  
Notre Dame 4, Milwaukee 1  
Michigan 6, Saint Peter's 2  
Santa Clara 1, Loyola Marymount 0 (OT)  
Coastal Caro. 3, North Carolina 0  
Virginia 2, Wake Forest 0  
Creighton\* 1, San Diego 1 (2 OT, PK)  
UC Santa Barbara 2, California 0  
St. John's (NY)\* 0, UConn 0 (2 OT, PK)  
Saint Louis 1, Binghamton 0 (OT)  
Washington 1, Portland 0  
Akron 3, Rutgers 2  
Maryland 2, Old Dominion 1

#### Third Round

UCLA 2, FIU 0  
Indiana 5, VCU 0  
Michigan\* 1, Notre Dame 1 (2 OT, PK)  
Santa Clara 3, Coastal Caro. 2 (OT)  
Creighton 3, Virginia 1  
St. John's (NY) 3, UC Santa Barbara 2 (2 OT)  
Saint Louis 3, Washington 2 (OT)  
Maryland 1, Akron 0

#### Quarterfinals

Indiana 2, UCLA 1  
Santa Clara 3, Michigan 1  
St. John's (NY) 3, Creighton 2  
Maryland 4, Saint Louis 2

#### Semifinals

Indiana 1, Santa Clara 0 (OT)  
St. John's (NY) 1, Maryland 0

#### Championship

Indiana 2, St. John's (NY) 1

## 2004

#### First Round

UCF 1, FIU 0  
George Washington 1, North Carolina 0  
Milwaukee 3, San Francisco 2  
Col. of Charleston 3, South Carolina 2

Ohio St. 1, Memphis 0  
Duke 3, Coastal Caro. 0  
Portland 5, Washington 3  
American 3, LIU 0  
Hofstra 2, Seton Hall 1  
Northwestern 4, Western Ill. 1  
Boston U.\* 2, Dartmouth 2 (2 OT, PK)  
Loyola Marymount 1, CSUN 0  
California 2, Santa Clara 1 (OT)  
Tulsa 3, Michigan St. 1  
UConn 2, Marist 1 (OT)  
Michigan 2, Akron 1

#### Second Round

Wake Forest 5, UCF 0  
VCU 2, George Washington 0  
UC Santa Barbara 2, Milwaukee 1 (2 OT)  
UNC Greensboro 2, Col. of Charleston 1  
Ohio St. 2, Notre Dame 1  
Duke 2, Old Dominion 1 (OT)  
New Mexico 4, Portland 1  
Virginia 2, American 1  
Maryland 4, Hofstra 0  
Creighton 3, Northwestern 2  
St. John's (NY) 3, Boston U. 1  
UCLA 3, Loyola Marymount 0  
SMU 1, California 0  
Tulsa\* 1, Penn St. 1 (2 OT, PK)  
Boston College 1, UConn 0  
Indiana 1, Michigan 0

#### Third Round

VCU\* 2, Wake Forest 2 (2 OT, PK)  
UC Santa Barbara 1, UNC Greensboro 0 (OT)  
Duke 3, Ohio St. 0  
Virginia\* 1, New Mexico 1 (2 OT, PK)  
Maryland\* 0, Creighton 0 (2 OT, PK)  
St. John's (NY) 2, UCLA 1  
Tulsa 2, SMU 1 (2 OT)  
Indiana 1, Boston College 0

#### Quarterfinals

UC Santa Barbara 4, VCU 1  
Duke 3, Virginia 0  
Maryland 1, St. John's (NY) 0  
Indiana 4, Tulsa 0

#### Semifinals

UC Santa Barbara 5, Duke 0  
Indiana 3, Maryland 2 (2 OT)

#### Championship

Indiana\*\* 1, UC Santa Barbara 1 (3-2 PK)

## 2005

#### First Round

Brown 2, Rhode Island 1  
St. John's (NY) 3, Marist 1  
West Virginia 1, Robert Morris 0  
Stony Brook 2, Yale 1 (OT)  
SMU 2, San Francisco 1  
UNC Greensboro 3, James Madison 2  
South Fla. 3, Stetson 0  
Providence 1, Hofstra 0 (OT)  
Notre Dame 2, Western Ill. 0  
Clemson 2, Coastal Caro. 0  
Seton Hall 2, Hartwick 1  
Creighton 3, Lafayette 0  
Santa Clara 1, Ohio St. 0  
Wake Forest 2, South Carolina 0  
UC Santa Barbara 2, San Diego St. 0  
Milwaukee 2, Bradley 0

#### Second Round

Maryland 1, Brown 0  
St. John's (NY) 1, Dartmouth 0  
Akron 5, West Virginia 0  
UConn 2, Stony Brook 0  
SMU 3, UCLA 0  
UNC Greensboro\* 0, Virginia Tech 0 (2 OT, PK)  
Virginia\* 4, South Fla. 4 (2 OT, PK)  
North Carolina 2, Providence 0

Notre Dame 2, Indiana 0  
Clemson 3, NC State 0  
Penn St. 1, Seton Hall 0  
Creighton 2, Duke 1  
California\* 0, Santa Clara 0 (2 OT, PK)  
Wake Forest 2, Old Dominion 1  
CSUN 3, UC Santa Barbara 2  
New Mexico\* 2, Milwaukee 2 (2 OT, PK)

#### Third Round

Maryland 3, St. John's (NY) 1  
Akron\* 3, UConn 3 (2 OT, PK)  
SMU 3, UNC Greensboro 1  
North Carolina 2, Virginia 1  
Clemson 1, Notre Dame 0  
Creighton 3, Penn St. 1  
California 3, Wake Forest 2 (2 OT)  
New Mexico 1, CSUN 0 (OT)

#### Quarterfinals

Maryland\* 1, Akron 1 (2 OT, PK)  
SMU 3, North Carolina 2 (OT)  
Clemson 1, Creighton 0  
New Mexico 1, California 0

#### Semifinals

Maryland 4, SMU 1  
New Mexico 2, Clemson 1

#### Championship

Maryland 1, New Mexico 0

## 2006

#### First Round

Brown 4, Adelphi 1  
Rhode Island\* 1, Rutgers 1 (2 OT, PK)  
Gardner-Webb\* 1, UAB 1 (2 OT, PK)  
Harvard 2, Binghamton 1  
St. John's (NY) 1, Monmouth 0  
UIC 3, Western Ill. 0  
New Mexico 1, San Francisco 0  
Bucknell 1, George Mason 0 (OT)  
UC Santa Barbara 2, San Diego St. 1  
Old Dominion\* 0, Winthrop 0 (2 OT, PK)  
Northwestern 3, Cincinnati 0  
UNC Greensboro 2, Virginia Tech 1  
NIU 1, Loyola Chicago 0 (OT)  
Washington 3, Creighton 0  
Fairfield 2, UConn 1  
Hofstra 2, Providence 0

#### Second Round

Duke 2, Brown 0  
Lehigh\* 1, Rhode Island 1 (2 OT, PK)  
Clemson 3, Gardner-Webb 1  
UCLA 3, Harvard 0  
Maryland 2, St. John's (NY) 0  
Notre Dame 1, UIC 0  
California 3, New Mexico 1  
Virginia 4, Bucknell 0  
UC Santa Barbara 3, SMU 1  
Old Dominion 1, North Carolina 0  
Northwestern 1, Saint Louis 0  
UNC Greensboro 2, West Virginia 1 (2 OT)  
Indiana 1, NIU 0  
Santa Clara 3, Washington 2 (OT)  
Towson 2, Fairfield 0  
Wake Forest 5, Hofstra 1

#### Third Round

Duke 3, Lehigh 0  
UCLA 3, Clemson 0  
Notre Dame 1, Maryland 0 (2 OT)  
Virginia 2, California 1  
UC Santa Barbara 2, Old Dominion 1  
Northwestern 2, UNC Greensboro 1  
Santa Clara\* 0, Indiana 0 (2 OT, PK)  
Wake Forest 2, Towson 1

#### Quarterfinals

UCLA 3, Duke 2 (OT)  
Virginia 3, Notre Dame 2  
UC Santa Barbara 3, Northwestern 2

Wake Forest 3, Santa Clara 1

### Semifinals

UCLA 4, Virginia 0

UC Santa Barbara\* 0, Wake Forest 0 (2 OT, PK)

### Championship

UC Santa Barbara 2, UCLA 1

## 2007

### First Round

Massachusetts 2, Boston U. 1

Central Conn. St. 3, Harvard 2

UIC\* 0, Saint Louis 0 (2 OT, PK)

SMU 1, Gonzaga 0

Louisville 1, Duke 0

Washington 1, Portland 0

Loyola Maryland 2, Liberty 0

Bradley 2, DePaul 0

Vermont\* 1, Dartmouth 1 (2 OT, PK)

South Fla. 2, Colgate 1

California 2, UC Davis 1 (2 OT)

Old Dominion 1, Providence 0

UCLA 1, New Mexico 0

Oakland 2, Michigan St. 1

Virginia 3, Saint Peter's 1

Furman 2, Campbell 0

### Second Round

Massachusetts 2, Boston College 1

Central Conn. St. 3, Tulsa 2

UIC 2, Northwestern 0

Creighton 3, SMU 0

Ohio St. 1, Louisville 0

UC Santa Barbara 1, Washington 0

Maryland\* 0, Loyola Maryland 0 (2 OT, PK)

Bradley\* 1, Indiana 1 (2 OT, PK)

UConn 2, Vermont 0

South Fla. 1, Akron 0 (2 OT)

Virginia Tech 3, California 2

Old Dominion 2, Brown 1 (2 OT)

Santa Clara 3, UCLA 1

Notre Dame 2, Oakland 1

West Virginia 1, Virginia 0

Wake Forest 1, Furman 0

### Third Round

Massachusetts 3, Central Conn. St. 1

UIC 1, Creighton 0

Ohio St. 4, UC Santa Barbara 3 (2 OT)

Bradley 3, Maryland 2 (2 OT)

UConn 5, South Fla. 0

Virginia Tech 1, Old Dominion 0

Notre Dame 2, Santa Clara 0

Wake Forest 3, West Virginia 1

### Quarterfinals

Massachusetts 2, UIC 1

Ohio St. 4, Bradley 0

Virginia Tech 1, UConn 0

Wake Forest 1, Notre Dame 0 (OT).

### Semifinals

Ohio St. 1, Massachusetts 0

Wake Forest 2, Virginia Tech 0

### Championship

Wake Forest 2, Ohio St. 1

## 2008

### First Round

William & Mary 3, Winthrop 1

Boston College 2, Colgate 0

UNC Greensboro 2, Duke 0

Harvard 1, Massachusetts 0 (2 OT)

Ohio St.\* 0, Oakland 0 (2 OT, PK)

Northwestern\* 0, Loyola Chicago 0 (2 OT, PK)

Jacksonville 4, Louisville 3

UIC\* 0, Dayton 0 (2 OT, PK)

Boston U. 1, Fairleigh Dickinson 0

Cal Poly 1, UCLA 0

UC Davis 4, Denver 0

Saint Louis 1, Drake 0

Tulsa 1, Kansas City 0

UConn 1, Fairfield 0

California 3, San Francisco 0

George Mason 1, Penn 0

### Second Round

Wake Forest 1, William & Mary 0 (OT)

Dartmouth\* 0, Boston College 0 (2 OT, PK)

UNC Greensboro 2, Loyola Maryland 1 (OT)

South Fla. 2, Harvard 1

Akron 1, Ohio St. 0 (2 OT)

Northwestern 2, Notre Dame 1

North Carolina 1, Jacksonville 0

UIC\* 0, Michigan St. 0 (2 OT, PK)

St. John's (NY) 1, Boston U. 0

UC Irvine 3, Cal Poly 0

Michigan 2, UC Davis 1

Indiana 2, Saint Louis 0

Creighton 2, Tulsa 1

UConn 2, Virginia 0

California 3, UC Santa Barbara 2 (2 OT)

Maryland 2, George Mason 0

### Third Round

Wake Forest 7, Dartmouth 0

South Fla.\* 1, UNC Greensboro 1 (2 OT, PK)

Northwestern 1, Akron 0

North Carolina 3, UIC 2 (OT)

St. John's (NY) 3, UC Irvine 2

Indiana 3, Michigan 0

Creighton 2, UConn 1 (OT)

Maryland 2, California 1

### Quarterfinals

Wake Forest 5, South Fla. 0

North Carolina 1, Northwestern 0

St. John's (NY) 3, Indiana 2 (OT)

Maryland 1, Creighton 0.

### Semifinals

North Carolina 1, Wake Forest 0

Maryland 1, St. John's (NY) 0

### Championship

Maryland 1, North Carolina 0

## 2009

### First Round

South Fla. 2, Stetson 1

Stanford 3, Saint Mary's (CA) 0

Notre Dame 2, Green Bay 1

Saint Louis 2, Missouri St. 1

Brown 1, Stony Brook 0 (2 OT)

Indiana 2, Louisville 0

Boston College 2, Dartmouth 1 (2 OT)

Drake 2, Western Ill. 1

UNCW\* 1, Charlotte 1 (2 OT, PK)

Duke 3, Winthrop 2

UC Santa Barbara 1, Wofford 0

Sacramento St. 2, Loyola Marymount 1 (OT)

Maryland 2, Loyola Maryland 1

Monmouth\* 0, UConn 0 (2 OT, PK)

Portland 2, New Mexico 1 (OT)

Bucknell 1, Princeton 0

### Second Round

Akron 2, South Fla. 0

Stanford 1, UC Irvine 0

Northwestern 3, Notre Dame 1

Tulsa 4, Saint Louis 3 (OT)

North Carolina 2, Brown 0

Indiana 1, Butler 0

Boston College 1, St. John's (NY) 0

Drake 1, Ohio St. 0 (OT)

Wake Forest 2, UNCW 1

Duke 2 Michigan St. 1

UC Santa Barbara 1, San Diego 0

UCLA 2, Sacramento St. 1

Maryland 2, Penn St. 1

Harvard 3, Monmouth 0

Portland 2, NC State 1

Virginia 5, Bucknell 0

### Third Round

Akron 2, Stanford 0

Tulsa 1, Northwestern 0

North Carolina 1, Indiana 0

Drake 6, Boston College 4

Wake Forest 4, Duke 2

UCLA 2, UC Santa Barbara 1

Maryland 2, Harvard 0

Virginia 1, Portland 0

### Quarterfinals

Akron 1, Tulsa 0

North Carolina 2, Drake 1

Wake Forest 2, UCLA 0

Virginia 3, Maryland 0

### Semifinals

Akron\* 0, North Carolina 0 (pk)

Virginia 2, Wake Forest 1 (OT)

### Championship

Virginia\*\* 0, Akron 0 (3-2 PK)

## 2010

### First Round

[Col. of Charleston 3, ETSU 2](#)

[Providence 6, Saint Peter's 2](#)

[Dartmouth 4, Monmouth 0](#)

[Sacramento St. 2, Santa Clara 1](#)

[Creighton 4, New Mexico 1](#)

[UMBC 2, Princeton 1](#)

[Michigan St. 2, Oakland 0](#)

[Georgetown 3, UNC Greensboro 0](#)

[West Virginia 4, Xavier 2](#)

[Tulsa 2, Bradley 0](#)

[Brown 2, Boston College 1](#)

[UC Santa Barbara 1, Denver 0 \(2 OT\)](#)

[Duke 2, Coastal Caro. 1](#)

[UCF 3, South Fla. 0](#)

[Old Dominion 1, Virginia 0](#)

[Penn 1, Bucknell 0 \(OT\)](#)

### Second Round

[Louisville 3, Col. of Charleston 1](#)

[Ohio St. 2, Providence 1](#)

[Dartmouth 2, Notre Dame 1 \(OT\)](#)

[UCLA 4, Sacramento St. 1](#)

[SMU\\* 2, Creighton 2 \(5-3 PK\)](#)

[William & Mary\\* 0, UMBC 0 \(4-3 PK\)](#)

[Michigan St. 1, Butler 0](#)

[North Carolina\\* 0, Georgetown 0 \(5-4 PK\)](#)

[Akron 3, West Virginia 2](#)

[Indiana 5, Tulsa 1](#)

[Brown\\* 1, UConn 1 \(7-6 PK\)](#)

[California 2, UC Santa Barbara 1 \(OT\)](#)

[South Carolina 1, Duke 0 \(OT\)](#)

[Michigan 2, UCF 1 \(OT\)](#)

[Penn St. 4, Old Dominion 1](#)

[Maryland 4, Penn 0](#)

### Third Round

[Louisville 2, Ohio St. 1](#)

[UCLA 2, Dartmouth 1 \(2 OT\)](#)

[SMU 1, William & Mary 0](#)

[North Carolina\\* 1, Michigan St. 1 \(5-4 PK\)](#)

[Akron 2, Indiana 1](#)

[California 2, Brown 0](#)

[Michigan 3, South Carolina 1](#)

[Maryland 1, Penn St. 0](#)

### Quarterfinals

[Louisville 5, UCLA 4](#)

[North Carolina\\* 1, SMU 1 \(4-2 PK\)](#)

[Akron\\* 3, California 3 \(3-2 PK\)](#)

[Michigan 3, Maryland 2 \(2 OT\)](#)

### Semifinals

[Louisville 2, North Carolina 1](#)

[Akron 2, Michigan 1](#)

### Championship

[Akron 1, Louisville 0](#)

## 2011

### First Round

[Coastal Caro. 4, Elon 3](#)  
[Old Dominion\\* 0, Liberty 0 \(5-4 PK\)](#)  
[Brown 3, Fairfield 2](#)  
[Saint Mary's \(CA\) 1, CSU Bakersfield 0](#)  
[West Virginia 2, Xavier 1 \(OT\)](#)  
[Bradley 2, Loyola Chicago 1](#)  
[Delaware 1, Virginia 0 \(2 OT\)](#)  
[Rutgers 4, Colgate 2](#)  
[Monmouth\\* 0, Stony Brook 0 \(5-4 PK\)](#)  
[Wake Forest\\* 1, South Carolina 1 \(4-3 PK\)](#)  
[Charlotte 3, Furman 1](#)  
[Akron 3, Northwestern 1](#)  
[UCF 1, FGCU 0 \(2 OT\)](#)  
[Duke 1, Georgia St. 0](#)  
[Providence 1, Dartmouth 0](#)  
[NIU 3, Western Ill. 0](#)

### Second Round

[North Carolina 3, Coastal Caro. 2](#)  
[Indiana 3, Old Dominion 0](#)  
[Brown 1, St. John's \(NY\) 0](#)  
[Saint Mary's \(CA\) 2, UC Irvine 1 \(2 OT\)](#)  
[Maryland 4, West Virginia 0](#)  
[Louisville 3, Bradley 2 \(2 OT\)](#)  
[UCLA 1, Delaware 0](#)  
[Rutgers\\* 1, Boston College 1 \(4-3 PK\)](#)  
[UConn 2, Monmouth 1](#)  
[James Madison 2, Wake Forest 0](#)  
[Charlotte 3, UAB 1](#)  
[Akron 3, SMU 2](#)  
[South Fla. 2, UCF 1 \(OT\)](#)  
[New Mexico 2, Duke 1 \(OT\)](#)  
[UC Santa Barbara 3, Providence 2](#)  
[Creighton 3, NIU 0](#)

### Third Round

[North Carolina 1, Indiana 0 \(OT\)](#)  
[Saint Mary's \(CA\) 3, Brown 2 \(OT\)](#)  
[Louisville 4, Maryland 2](#)  
[UCLA 3, Rutgers 0](#)  
[UConn 3, James Madison 0](#)  
[Charlotte 1, Akron 0](#)  
[South Fla.\\* 0, New Mexico 0 \(6-5 PK\)](#)  
[Creighton 2, UC Santa Barbara 1](#)

### Quarterfinals

[North Carolina 2, Saint Mary's \(CA\) 0](#)  
[UCLA 1, Louisville 0 \(2 OT\)](#)  
[Charlotte\\* 1, UConn 1 \(4-2 PK\)](#)  
[Creighton 1, South Fla. 0 \(OT\)](#)

### Semifinals

[North Carolina\\* 2, UCLA 2 \(3-1 PK\)](#)  
[Charlotte\\* 0, Creighton 0 \(4-1 PK\)](#)

### Championship

[North Carolina 1, Charlotte 0](#)

## 2012

### First Round

[Michigan St. 2, Cleveland St. 1](#)  
[Xavier 1, Kentucky 0](#)  
[UMBC\\* 0, Old Dominion 0 \(4-2 PK\)](#)  
[Farleigh Dickinson 1, St. John's \(NY\) 0](#)  
[Michigan 3, Niagara 1](#)  
[Washington 1, Air Force 0](#)  
[Virginia 1, Lafayette 0](#)  
[Northeastern 1, Boston College 0](#)  
[Charlotte 3, UAB 2](#)  
[Syracuse 1, Cornell 0](#)  
[South Fla.\\* 0, FGCU 0 \(5-3 PK\)](#)  
[San Diego 2, CSUN 1 \(2 OT\)](#)  
[Northwestern 1, Western Ill. 0](#)  
[Winthrop\\* 1, SMU 1 \(3-1 PK\)](#)  
[Coastal Caro. 3, Elon 0](#)  
[Brown 2, Drexel 0](#)

### Second Round

[Notre Dame 3, Michigan St. 0](#)  
[Indiana 4, Xavier 1](#)  
[North Carolina\\* 0, UMBC 0 \(3-2 PK\)](#)  
[Farleigh Dickinson 2, Saint Louis 1 \(2 OT\)](#)  
[Akron 2, Michigan 1](#)  
[Creighton 4, Washington 2](#)  
[New Mexico 3, Virginia 1](#)  
[UConn 1, Northeastern 0](#)  
[Georgetown 1, Charlotte 0](#)  
[Syracuse 3, VCU 2 \(2 OT\)](#)  
[Tulsa 1, South Fla. 0 \(OT\)](#)  
[San Diego 5, UCLA 2](#)  
[Northwestern 1, Marquette 0](#)  
[Louisville 5, Winthrop 0](#)  
[Coastal Caro. 2, Wake Forest 1 \(OT\)](#)  
[Maryland 2, Brown 1](#)

### Third Round

[Indiana 2, Notre Dame 1 \(2 OT\)](#)  
[North Carolina 1, Farleigh Dickinson 0 \(2 OT\)](#)  
[Creighton\\* 1, Akron 1 \(5-4 PK\)](#)  
[UConn 2, New Mexico 1 \(2 OT\)](#)  
[Georgetown\\* 1, Syracuse 1 \(4-2 PK\)](#)  
[San Diego 2, Tulsa 1](#)  
[Louisville 2, Northwestern 1](#)  
[Maryland 5, Coastal Caro. 1](#)

### Quarterfinals

[Indiana 1, North Carolina 0](#)  
[Creighton 1, UConn 0](#)  
[Georgetown 3, San Diego 1](#)  
[Maryland 3, Louisville 1](#)

### Semifinals

[Indiana 1, Creighton 0](#)  
[Georgetown\\* 4, Maryland 4 \(4-3 PK\)](#)

### Championship

[Indiana 1, Georgetown 0](#)

## 2013

### First Round

[Elon\\* 1, Clemson 1 \(4-1 PK\)](#)  
[UConn 2, Quinnipiac 1](#)  
[Akron 3, Indiana 2](#)  
[St. John's \(NY\) 2, Delaware 1 \(OT\)](#)  
[Providence\\* 1, Penn 1 \(3-1 PK\)](#)  
[North Carolina 1, South Fla. 0](#)  
[Coastal Caro. 2, ETSU 0](#)  
[Bradley 3, Northwestern 2 \(OT\)](#)  
[Wisconsin 1, Milwaukee 0](#)  
[Navy 3, VCU 0](#)  
[Louisville\\* 0, Denver 0 \(3-2 PK\)](#)  
[Old Dominion 5, Drexel 1](#)  
[George Mason\\* 2, William & Mary 2 \(4-2 PK\)](#)  
[Penn St. 1, St. Francis Brooklyn 0](#)  
[Stanford\\* 1, Loyola Marymount 1 \(3-2 PK\)](#)  
[Seattle U 2, Creighton 1](#)

### Second Round

[UCLA 4, Elon 0](#)  
[UConn\\* 2, UMBC 2 \(4-2 PK\)](#)  
[Marquette 1, Akron 0 \(OT\)](#)  
[Virginia 2, St. John's \(NY\) 0](#)  
[Maryland 3, Providence 1](#)  
[UC Irvine 1, North Carolina 0](#)  
[Coastal Caro. 1, Charlotte 0](#)  
[California 3, Bradley 1](#)  
[Notre Dame 4, Wisconsin 0](#)  
[Wake Forest 2, Navy 1](#)  
[Michigan St. 1, Louisville 0 \(2 OT\)](#)  
[Georgetown 3, Old Dominion 0](#)  
[New Mexico 1, George Mason 0](#)  
[Penn St. 1, UC Santa Barbara 0](#)  
[Stanford 1, CSUN 0](#)  
[Washington 4, Seattle U 2](#)

### Third Round

[UConn\\* 3, UCLA 3 \(5-4 PK\)](#)

[Virginia 3, Marquette 1](#)  
[Maryland 1, UC Irvine 0](#)  
[California 1, Coastal Caro. 0](#)  
[Notre Dame 4, Wake Forest 2](#)  
[Michigan St. 1, Georgetown 0](#)  
[New Mexico 2, Penn St. 0](#)  
[Washington 1, Stanford 0](#)

### Quarterfinals

[Virginia 2, UConn 1](#)  
[Maryland 2, California 1](#)  
[Notre Dame 2, Michigan St. 1](#)  
[New Mexico 1, Washington 0](#)

### Semifinals

[Maryland 2, Virginia 1](#)  
[Notre Dame 2, New Mexico 0](#)

### Championship

[Notre Dame 2, Maryland 1](#)

## 2014

### First Round

[Ohio St.\\* 1, Akron 1 \(13-12 PK\)](#)  
[UNCW 2, Bucknell 0](#)  
[Penn St. 2, Hartwick 1](#)  
[Old Dominion 3, St. Francis \(NY\) 0](#)  
[Xavier 2, Monmouth 1 \(2 OT\)](#)  
[Oregon St. 1, Denver 0](#)  
[Saint Louis 2, Tulsa 0](#)  
[UMBC\\* 0, Wake Forest 0 \(3-2 PK\)](#)  
[Oakland 2, Kentucky 0](#)  
[Furman\\* 1, UAB 1 \(4-3 PK\)](#)  
[Dartmouth 2, Fordham 0](#)  
[UC Irvine 3, UNLV 0](#)  
[Coastal Carolina 1, FGCU 0](#)  
[North Carolina 6, James Madison 0](#)  
[SIUE 1, Northwestern 0](#)  
[San Diego 2, Cal St. Fullerton 1](#)

### Second Round

[Notre Dame 2, Ohio St. 1](#)  
[Virginia 3, UNCW 1](#)  
[Syracuse 2, Penn St. 1](#)  
[Georgetown 2, Old Dominion 1 \(OT\)](#)  
[Xavier 2, Indiana 1](#)  
[Creighton 1, Oregon St. 0](#)  
[Louisville 2, Saint Louis 1](#)  
[UMBC 1, Maryland 0](#)  
[Michigan St. 1, Oakland 0](#)  
[Washington\\* 0, Furman 0 \(6-5 PK\)](#)  
[Providence 3, Dartmouth 0](#)  
[UC Irvine 1, Stanford 0 \(OT\)](#)  
[Clemson 2, Coastal Carolina 1](#)  
[North Carolina 2, Charlotte 1](#)  
[California 1, SIUE 0](#)  
[UCLA 2, San Diego 1 \(OT\)](#)

### Third Round

[Virginia 1, Notre Dame 0](#)  
[Georgetown 2, Syracuse 1 \(OT\)](#)  
[Creighton 2, Xavier 1](#)  
[UMBC 1, Louisville 0](#)  
[Michigan St.\\* 2, Washington 2 \(4-3 PK\)](#)  
[Providence 1, UC Irvine 0](#)  
[North Carolina 2, Clemson 1](#)  
[UCLA 3, California 2](#)

### Quarterfinals

[Virginia\\* 1, Georgetown 1 \(5-4 PK\)](#)  
[UMBC\\* 0, Creighton 0 \(4-3 PK\)](#)  
[Providence 3, Michigan St. 2](#)  
[UCLA\\* 3, North Carolina 3 \(7-6 PK\)](#)

### Semifinals

[Virginia 1, UMBC 0](#)  
[UCLA 3, Providence 2](#)

### Championship

[Virginia\\*\\* 0, UCLA 0 \(4-2 PK\)](#)

## 2015

### First Round

[Charlotte 2, Radford 1](#)  
[UConn 3, Boston U. 1](#)  
[Dayton\\* 1, Oakland 1 \(4-3 PK\)](#)  
[Santa Clara 3, Cal St. Fullerton 0](#)  
[Coastal Caro. 1, North Florida 0](#)  
[Drake 2, Kentucky 1](#)  
[SMU 2, Utah Valley 0](#)  
[Rutgers\\* 1, LIU 1 \(3-2 PK\)](#)  
[Hofstra 2, Lehigh 1 \(OT\)](#)  
[Boston College 1, Vermont 0](#)  
[UCLA 2, Cal Poly 0](#)  
[Dartmouth 1, Hartwick 0 \(OT\)](#)  
[Tulsa 3, FIU 2 \(OT\)](#)  
[Virginia 2, Rider 0](#)  
[South Carolina\\* 1, Furman 1 \(2-1 PK\)](#)  
[Elon 3, Winthrop 0](#)

### Second Round

[Wake Forest 1, Charlotte 0](#)  
[Indiana 1, UConn 0](#)  
[Ohio St.\\* 1, Dayton 1 \(4-3 PK\)](#)  
[Stanford 3, Santa Clara 1](#)  
[North Carolina 2, Coastal Caro. 1](#)  
[Creighton 5, Drake 1](#)  
[SMU 1, Denver 0 \(OT\)](#)  
[Akron 6, Rutgers 1](#)  
[Georgetown 3, Hofstra 0](#)  
[Boston College 2, South Fla. 1 \(OT\)](#)  
[Seattle U 1, UCLA 0](#)  
[Syracuse 2, Dartmouth 1](#)  
[Notre Dame\\* 1, Tulsa 1 \(3-0 PK\)](#)  
[Maryland 1, Virginia 0](#)  
[UC Santa Barbara 1, South Carolina 0 \(OT\)](#)  
[Clemson 5, Elon 2](#)

### Third Round

[Wake Forest 1, Indiana 0](#)  
[Stanford 3, Ohio St. 1](#)  
[Creighton 1, North Carolina 0](#)  
[Akron 2, SMU 1](#)  
[Boston College\\* 1, Georgetown 1 \(5-4 PK\)](#)  
[Syracuse 3, Seattle U 1](#)  
[Maryland 2, Notre Dame 1](#)  
[Clemson 3, UC Santa Barbara 2](#)

### Quarterfinals

[Stanford 2, Wake Forest 1 \(OT\)](#)  
[Akron 3, Creighton 2 \(OT\)](#)  
[Syracuse 1, Boston College 0](#)  
[Clemson\\* 1, Maryland 1 \(3-1 PK\)](#)

### Semifinals

[Stanford\\* 0, Akron 0 \(8-7 PK\)](#)  
[Clemson\\* 0, Syracuse 0 \(4-1 PK\)](#)

### Championship

[Stanford 4, Clemson 0](#)

## 2016

### First Round

[Providence 2, Delaware 0](#)  
[Creighton 3, Tulsa 0](#)  
[FGCU\\* 2, South Fla. 2 \(3-0 PK\)](#)  
[Dartmouth 1, St. Francis Brooklyn 0 \(2OT\)](#)  
[Pacific 1, CSUN 0](#)  
[Vermont 4, Rider 1](#)  
[Loyola Chicago 2, UIC 0](#)  
[UCLA 4, Colgate 2](#)  
[South Carolina 1, Mercer 0](#)  
[Boston College 1, Fordham 0](#)  
[New Mexico\\* 0, Portland 0 \(6-5 PK\)](#)  
[UNLV\\* 1, San Diego St. 1 \(6-5 PK\)](#)  
[Akron 2, Villanova 0](#)  
[Virginia Tech 1, ETSU 0](#)  
[SIUE\\* 1, Michigan St. 1 \(9-8 PK\)](#)  
[Coastal Caro. 2, Radford 1](#)

### Second Round

[Providence 5, Maryland 4](#)

[Creighton 3, Kentucky 2](#)  
[North Carolina 3, FGCU 2 \(2OT\)](#)  
[Syracuse 3, Dartmouth 0](#)  
[Stanford 2, Pacific 0](#)  
[Virginia 2, Vermont 1 \(2OT\)](#)  
[Notre Dame 1, Loyola Chicago 0](#)  
[Louisville 2, UCLA 1 \(OT\)](#)  
[Clemson 2, South Carolina 1 \(OT\)](#)  
[Albany \(NY\) 3, Boston College 0](#)  
[Washington 4, New Mexico 1](#)  
[Denver 3, UNLV 0](#)  
[Indiana 1, Akron 0](#)  
[Virginia Tech 3, Charlotte 2](#)  
[SIUE\\* 0, Butler 0 \(5-4 PK\)](#)  
[Wake Forest 2, Coastal Caro. 0](#)

### Third Round

[Providence 2, Creighton 1](#)  
[North Carolina 1, Syracuse 0](#)  
[Stanford 1, Virginia 0 \(2OT\)](#)  
[Louisville 3, Notre Dame 1](#)  
[Clemson 3, Albany \(NY\) 1](#)  
[Denver 2, Washington 1](#)  
[Virginia Tech 2, Indiana 1 \(OT\)](#)  
[Wake Forest 2, SIUE 1](#)

### Quarterfinals

[North Carolina 1, Providence 0 \(2OT\)](#)  
[Stanford 2, Louisville 0](#)  
[Denver 1, Clemson 0](#)  
[Wake Forest 2, Virginia Tech 0](#)

### Semifinals

[Stanford\\* 0, North Carolina 0 \(10-9 PK\)](#)  
[Wake Forest 2, Denver 1 \(2OT\)](#)

### Championship

[Stanford\\*\\* 0, Wake Forest 0 \(5-4 PK\)](#)

## 2017

### First Round

[Columbia 2, William & Mary 1 \(2OT\)](#)  
[Butler 2, Lipscomb 0](#)  
[Pacific 2, Cal. St. Fullerton 1](#)  
[Coastal Caro. 1, Mercer 0](#)  
[Seattle 3, Washington 2 \(OT\)](#)  
[Wisconsin 4, UIC 1](#)  
[Colgate 2, Massachusetts 0](#)  
[San Francisco 2, California 1](#)  
[UNCW 1, Presbyterian 0 \(OT\)](#)  
[SMU 2, Central Ark. 0](#)  
[Fordham 3, St. Francis Brooklyn 2 \(OT\)](#)  
[FIU 2, Omaha 0](#)  
[Virginia Tech 2, Air Force 0](#)  
[Albany \(NY\)\\* 0, Maryland 0 \(5-4 PK\)](#)  
[New Hampshire 3, Fairfield 0](#)  
[Old Dominion 2, NC State 0](#)

### Second Round

[Wake Forest 1, Columbia 0](#)  
[Butler 3, VCU 2](#)  
[Stanford\\* 0, Pacific 0 \(4-1 PK\)](#)  
[Coastal Caro. 3, Clemson 1](#)  
[Akron 3, Seattle 0](#)  
[Wisconsin 1, Notre Dame 0 \(OT\)](#)  
[Colgate 3, Michigan 2](#)  
[Louisville 3, San Francisco 2](#)  
[North Carolina 2, UNCW 1](#)  
[SMU 2, Georgetown 1 \(2OT\)](#)  
[Fordham 1, Virginia 0](#)  
[Duke 2, FIU 1](#)  
[Michigan St. 3, Virginia Tech 0](#)  
[Western Mich. 2, Albany \(NY\) 0](#)  
[New Hampshire\\* 0, Dartmouth 0 \(4-1 PK\)](#)  
[Indiana 3, Old Dominion 0](#)

### Third Round

[Wake Forest 2, Butler 0](#)  
[Stanford 2, Coastal Caro. 0](#)  
[Akron 3, Wisconsin 2 \(OT\)](#)  
[Louisville 2, Colgate 0](#)

[North Carolina 2, SMU 0](#)  
[Fordham\\* 2, Duke 2 \(8-7 PK\)](#)  
[Michigan St. 2, Western Mich. 1](#)  
[Indiana 2, New Hampshire 1](#)

### Quarterfinals

[Stanford 2, Wake Forest 0](#)  
[Akron\\* 0, Louisville 0 \(4-3 PK\)](#)  
[North Carolina 2, Fordham 1](#)  
[Indiana\\* 1, Michigan St. 1 \(3-2 PK\)](#)

### Semifinals

[Stanford 2, Akron 0](#)  
[Indiana 1, North Carolina 0](#)

### Championship

[Stanford 1, Indiana 0 \(2OT\)](#)

## 2018

### First Round

[Colgate 1, New Hampshire 0](#)  
[Akron 3, Rider 1](#)  
[UC Irvine\\* 1, Grand Canyon 1 \(6-5 PK\)](#)  
[Oregon St. 2, SMU 1](#)  
[James Madison 3, High Point 0](#)  
[Charlotte\\* 2, Georgia St. 2 \(3-0 PK\)](#)  
[West Virginia 4, LIU 2](#)  
[Michigan St. 2, UIC 0](#)  
[Portland 1, UCLA 0](#)  
[Lipscomb\\* 0, Washington 0 \(5-4 PK\)](#)  
[NC State 4, #Campbell 1](#)  
[Pacific 1, UC Riverside 0](#)  
[Michigan\\* 1, Princeton 1 \(11-10 PK\)](#)  
[Furman\\* 0, UNCW 0 \(5-3 PK\)](#)  
[Air Force 4, Central Ark. 0](#)  
[UConn 4, Rhode Island 3 \(OT\)](#)

### Second Round

[Wake Forest 2, Colgate 0](#)  
[Akron 3, Syracuse 1](#)  
[Stanford 2, UC Irvine 0](#)  
[Saint Mary's \(CA\) 1, Oregon St. 0](#)  
[James Madison 2, North Carolina 1](#)  
[Virginia Tech 1, Charlotte 0](#)  
[Georgetown 1, West Virginia 0](#)  
[Michigan St. 2, Louisville 1 \(OT\)](#)  
[Kentucky 4, Portland 0](#)  
[Lipscomb 1, UCF 0 \(OT\)](#)  
[Maryland 2, NC State 0](#)  
[Duke 1, Pacific 0](#)  
[Notre Dame\\* 0, Michigan 0 \(11-10 PK\)](#)  
[Virginia 2, Furman 0](#)  
[Air Force 2, Denver 1](#)  
[Indiana 4, UConn 0](#)

### Third Round

[Akron 1, Wake Forest 0](#)  
[Stanford\\* 0, Saint Mary's \(CA\) 0 \(4-2 PK\)](#)  
[James Madison 3, Virginia Tech 0](#)  
[Michigan St. 1, Georgetown 0](#)  
[Kentucky 2, Lipscomb 1](#)  
[Maryland 2, Duke 0](#)  
[Notre Dame 1, Virginia 0 \(OT\)](#)  
[Indiana 2, Air Force 0](#)

### Quarterfinals

[Akron 3, Stanford 2](#)  
[Michigan St. 2, James Madison 1](#)  
[Maryland 1, Kentucky 0](#)  
[Indiana 1, Notre Dame 0](#)

### Semifinals

[Akron 5, Michigan St. 1](#)  
[Maryland 2, Indiana 0](#)

### Championship

[Maryland 1, Akron 0](#)

*#Campebl's participation participation vacated by NCAA Committee on Infractions.*

## 2019

### First Round

[Campbell 3, James Madison 1](#)  
[Syracuse 3, Rhode Island 2](#)  
[Missouri St. 1, Denver 0](#)  
[Coastal Carolina 3, NC State 2 \(2OT\)](#)  
[Kentucky 2, Loyola Chicago 1 \(2OT\)](#)  
[UC Santa Barbara 3, California 1](#)  
[Wright St. 3, Notre Dame 2](#)  
[Maryland 4, Iona 0](#)  
[Pittsburgh 2, Lehigh 0](#)  
[Louisville 4, South Fla. 1](#)  
[West Virginia 5, Butler 1](#)  
[Boston College 3, Yale 0](#)  
[Seattle U 3, LMU \(CA\) 1](#)  
[New Hampshire 1, Fairleigh Dickinson 0](#)  
[Providence 2, NJIT 0](#)  
[Charlotte 3, Mercer 1](#)

### Second Round

[Virginia 2, Campbell 0](#)  
[St. John's \(NY\) 2, Syracuse 1](#)  
[UCF 2, Missouri St. 1 \(OT\)](#)  
[SMU 1, Coastal Carolina 0 \(2OT\)](#)  
[Indiana 3, Kentucky 0](#)  
[UC Santa Barbara 4, Saint Mary's \(CA\) 0](#)  
[Michigan \\* 0, Wright St. 0 \(5-4 PK\)](#)  
[Wake Forest 3, Maryland 0](#)  
[Georgetown 5, Pittsburgh 0](#)  
[Louisville 1, UC Davis 0](#)  
[Marshall 2, West Virginia 1](#)  
[Washington 2, Boston College 0](#)  
[Stanford \\* 1, Seattle U 1 \(2-1 PK\)](#)  
[Virginia Tech 4, New Hampshire 1](#)  
[Providence 3, Penn St. 2 \(OT\)](#)  
[Clemson 2, Charlotte 1 \(OT\)](#)

### Third Round

[Virginia 3, St. John's \(NY\) 1](#)  
[SMU 2, UCF 1 \(OT\)](#)  
[UC Santa Barbara 1, Indiana 0 \(2OT\)](#)  
[Wake Forest 3, Michigan 1](#)  
[Georgetown 5, Louisville 1](#)  
[Washington 4, Marshall 1](#)  
[Stanford 2, Virginia Tech 1](#)  
[Clemson 2, Providence 1 \(2OT\)](#)

### Quarterfinals

[Virginia 3, SMU 2 \(OT\)](#)  
[Wake Forest 1, UC Santa Barbara 0](#)  
[Georgetown 2, Washington 1](#)  
[Stanford \\* 1, Clemson 1 \(5-4 PK\)](#)

### Semifinals

[Georgetown 2, Stanford 0](#)  
[Virginia 2, Wake Forest 1](#)

### Championship

[Georgetown \\*\\* 3, Virginia 3 \(7-6 PK\)](#)

## 2020

### First Round

[American \\* 3, Jacksonville 3 \(5-4 PK\)](#)  
[Omaha 3, UNC Greensboro 2](#)  
[St. Francis Brooklyn 2, Milwaukee 1 \(2OT\)](#)  
[Monmouth 2, Bowling Green 1](#)

### Second Round

[Clemson 2, American 1](#)  
[Marshall 2, Fordham 1 \(OT\)](#)  
[Penn St. 4, Massachusetts 1](#)  
[Georgetown 2, High Point 0](#)  
[Wake Forest 3, Coastal Carolina 2](#)  
[Kentucky 2, New Hampshire 0](#)  
[North Carolina \\* 1, Charlotte 1 \(4-1 PK\)](#)  
[Stanford 1, Omaha 0 \(OT\)](#)  
[Indiana \\* 1, St. Francis Brooklyn 1 \(3-1 PK\)](#)

[Marquette \\* 0, LMU \(CA\) 0 \(3-1 PK\)](#)  
[Virginia Tech 2, Oregon St. 1 \(OT\)](#)  
[Seton Hall 2, Air Force 1](#)  
[Washington 2, Grand Canyon 0](#)  
[Missouri St. 2, Maryland 1](#)  
[UCF 2, James Madison 1](#)  
[Pittsburgh 6, Monmouth 1](#)

### Third Round

[Marshall \\* 1, Clemson 1 \(7-6 PK\)](#)  
[Georgetown 3, Penn St. 2](#)  
[Wake Forest 2, Kentucky 1](#)  
[North Carolina 1, Stanford 0](#)  
[Indiana 2, Marquette 1](#)  
[Seton Hall \\* 2, Virginia Tech 2 \(7-6 PK\)](#)  
[Washington 2, Missouri St. 0](#)  
[Pittsburgh 4, UCF 0](#)

### Quarterfinals

[Marshall 1, Georgetown 0](#)  
[North Carolina 2, Wake Forest 1](#)  
[Indiana 2, Seton Hall 0](#)  
[Pittsburgh 3, Washington 0](#)

### Semifinals

[Marshall 1, North Carolina 0](#)  
[Indiana 1, Pittsburgh 0](#)

### Championship

[Marshall 1, Indiana 0 \(OT\)](#)

*Tournament played entirely in Cary, North Carolina, and the surrounding areas in the spring of 2021 and reduced to 36 teams (from 48) due to the COVID-19 pandemic.*

## 2021

### First Round

[St. John's \(NY\) 1, Princeton 0](#)  
[\\*North Carolina 0, Loyola Maryland 0 \(4-2 PK\)](#)  
[Santa Clara 2, Akron 1 \(2OT\)](#)  
[Denver 1, Grand Canyon 0](#)  
[NIU 2, Oakland 1](#)  
[Hofstra 4, Lipscomb 2](#)  
[Wake Forest 2, Mercer 1](#)  
[Villanova 1, Vermont 0](#)  
[Georgia St. 1, Charlotte 0](#)  
[Providence 2, Marist 0](#)  
[Virginia Tech 2, Campbell 1](#)  
[Creighton 1, Missouri St. 0](#)  
[UCLA 2, UC Santa Barbara 1 \(2OT\)](#)  
[LIU 1, Maryland 0](#)  
[Bowling Green 1, Louisville 0](#)  
[Portland 3, Seattle U 2](#)

### Second Round

[Oregon St. 2, St. John's \(NY\) 0](#)  
[New Hampshire 4, North Carolina 1](#)  
[Kentucky 2, Santa Clara 0](#)  
[Clemson 1, Denver 0 \(2OT\)](#)  
[Pittsburgh 5, NIU 2](#)  
[Hofstra 8, Penn St. 2](#)  
[Wake Forest 3, FIU 2](#)  
[Notre Dame 3, Villanova 0](#)  
[Georgetown 2, Georgia St. 0](#)  
[Providence 2, Marshall 1 \(2OT\)](#)  
[\\*West Virginia 1, Virginia Tech 1 \(4-3 PK\)](#)  
[Tulsa 1, Creighton 0](#)  
[Duke 2, UCLA 1](#)  
[Saint Louis 5, LIU 1](#)  
[Indiana 2, Bowling Green 0](#)  
[Washington 3, Portland 1](#)

### Third Round

[Oregon St. 1, New Hampshire 0](#)  
[Clemson 2, Kentucky 1](#)  
[Pittsburgh 4, Hofstra 0](#)  
[Notre Dame 2, Wake Forest 0](#)

[Georgetown 4, Providence 1](#)  
[West Virginia 1, Tulsa 0 \(2OT\)](#)  
[Saint Louis 4, Duke 3](#)  
[Washington 3, Indiana 2 \(OT\)](#)

### Quarterfinals

[\\*Clemson 1, Oregon St. 1 \(4-3 PK\)](#)  
[\\*Notre Dame 1, Pittsburgh 1 \(4-2 PK\)](#)  
[\\*Georgetown 1, West Virginia 1 \(4-1 PK\)](#)  
[Washington 2, Saint Louis 0](#)

### Semifinals

[\\*Clemson 1, Notre Dame 1 \(5-3 PK\)](#)  
[Washington 2, Georgetown 1](#)

### Championship

[Clemson 2, Washington 0](#)

## 2022

### First Round

[South Fla. 4, Hofstra 2](#)  
[Pittsburgh 2, Cleveland St. 1](#)  
[Western Mich. 2, Louisville 1 \(OT\)](#)  
[Portland 2, UC Riverside 1](#)  
[High Point 2, North Carolina 0](#)  
[Ohio St. 3, Wake Forest 0](#)  
[Saint Louis 4, Memphis 2 \(OT\)](#)  
[Marshall 1, Elon 0](#)  
[Penn 3, Rutgers 0](#)  
[Maryland 5, Fairleigh Dickinson 2](#)  
[Vermont 3, Quinnipiac 2 \(OT\)](#)  
[UCLA 2, California Baptist 1](#)  
[Denver 1, San Diego 0 \(OT\)](#)  
[New Hampshire 2, Seton Hall 1](#)  
[Georgetown 2, Navy 0](#)  
[Creighton 2, Missouri St. 1](#)

### Second Round

[Kentucky 4, South Fla. 0](#)  
[Pittsburgh 3, Akron 0](#)  
[Western Mich. 1, Lipscomb 0](#)  
[Portland 2, Oregon St. 0](#)  
[Stanford 6, High Point 2](#)  
[\\*UNC Greensboro 1, Ohio St. 1 \(7-6 PK\)](#)  
[Indiana 1, Saint Louis 0](#)  
[\\*Marshall 1, Virginia 1 \(5-3 PK\)](#)  
[Syracuse 2, Penn 1 \(OT\)](#)  
[Cornell 2, Maryland 1](#)  
[Vermont 3, SMU 2](#)  
[UCLA 2, Clemson 1](#)  
[Duke 3, Denver 1](#)  
[\\*FIU 2, New Hampshire 2 \(10-9 PK\)](#)  
[Tulsa 1, Georgetown 0 \(OT\)](#)  
[Creighton 3, Washington 1](#)

### Third Round

[Pittsburgh 2, Kentucky 1](#)  
[Portland 1, Western Mich. 0](#)  
[\\*UNC Greensboro 1, Stanford 1 \(3-1 PK\)](#)  
[Indiana 1, Marshall 0](#)  
[Syracuse 1, Cornell 0](#)  
[Vermont 3, UCLA 0](#)  
[Duke 1, FIU 0](#)  
[Creighton 2, Tulsa 1](#)

### Quarterfinals

[Pittsburgh 1, Portland 0 \(OT\)](#)  
[Indiana 2, UNC Greensboro 0](#)  
[Syracuse 2, Vermont 1](#)  
[Creighton 3, Duke 2](#)

### Semifinals

[Syracuse 3, Creighton 2](#)  
[Indiana 2, Pittsburgh 0](#)

### Championship

[\\*Syracuse 2, Indiana 2 \(7-6 PK\)](#)

# CHAMPIONSHIP COACHING RECORDS

## CHAMPIONSHIPS WON

No.	Coach, School(s)	Seasons
6	Bob Guelker, Saint Louis/SIUE	1959-60-62-63-65, 1979
6	Jerry Yeagley, Indiana	1982-83-88-98-99-2003
5	Bruce Arena, Virginia	1989-91-92-93-94
5	Harry Keough, Saint Louis	1967-69-70-72-73
4	Stephen Negoesco, San Francisco	1966-75-76-80
3	Sasho Cirovski, Maryland	2005-08-18
3	Jeremy Gunn, Stanford	2015-16-17
3	Sigi Schmid, UCLA	1985-90-97
2	George Gelnovatch, Virginia	2009-14
2	I.M. Ibrahim, Clemson	1984-87
2	Gene Kenney, Michigan St.	1967-68
1	Elmar Bolowich, North Carolina	2001
1	Bobby Clark, Notre Dame	2013
1	Tom Fitzgerald, UCLA	2002
1	Mike Freitag, Indiana	2004
1	Chris Grassie, Marshall	2020
1	Jim Launder, Wisconsin	1995
1	Jim Lennox, Hartwick	1977
1	Melvin Lorback, West Chester	1961
1	Dr. Dave Masur, St. John's (NY)	1996
1	Ian McIntyre, Syracuse	2022
1	Joseph Morrone, UConn	1981
1	Mike Noonan, Clemson	2021
1	Lincoln Phillips, Howard	1974
1	Caleb Porter, Akron	2010
1	Ray Reid, UConn	2000
1	John Rennie, Duke	1986
1	Doyle Royal, Maryland	1968
1	Steve Sampson, Santa Clara	1989
1	Carlos Somoano, North Carolina	2011
1	Jay Vidovich, Wake Forest	2007
1	Tim Vom Steeg, UC Santa Barbara	2006
1	Glenn Warner, Navy	1964
1	Brian Wiese, Georgetown	2019
1	Todd Yeagley, Indiana	2012

## CONSECUTIVE CHAMPIONSHIPS WON

No.	Coach, School(s)	Seasons
4	Bruce Arena, Virginia	1991-92-93-94
3	Jeremy Gunn, Stanford	2015-16-17
2	Bob Guelker, Saint Louis	1962-63
2	Gene Kenney, Michigan St.	1967-68
2	Harry Keough, Saint Louis	1969-70
2	Harry Keough, Saint Louis	1972-73
2	Stephen Negoesco, San Francisco	1975-76
2	Jerry Yeagley, Indiana	1982-83
2	Jerry Yeagley, Indiana	1998-99

## NATIONAL CHAMPIONSHIP GAME APPEARANCES

No.	Coach, School	Seasons	W-L Record
12	Jerry Yeagley, Indiana	1976-78-80-82-83-84-88-98-94-99-2001-03	6-6
8	Bob Guelker, Saint Louis/SIUE	1959-60-61-62-63-65, 1975-79	6-2
7	Harry Keough, Saint Louis	1967-69-70-71-72-73-74	4-2-1
6	Stephen Negoesco, San Francisco	1966-69-75-76-77-80	4-2
5	Bruce Arena, Virginia	1989-91-92-93-94	4-0-1
4	Sasho Cirovski, Maryland	2005-08-13-18	3-1
4	George Gelnovatch, Virginia	1997-2009-14-19	2-2
4	Jeremy Gunn, Charlotte/Stanford	2011, 2015-16-17	3-1
4	Gene Kenney, Michigan St.	1964-65-67-68	0-2-2
4	Todd Yeagley, Indiana	2012-17-20-22	1-3
3	I.M. Ibrahim, Clemson	1979-84-87	2-1
3	John Rennie, Duke	1982-86-95	1-2
3	Doyle Royal, Maryland	1960-62-68	0-2-1
3	Sigi Schmid, UCLA	1985-90-97	3-0
3	Dennis Storer, UCLA	1970-72-73	0-3
2	Elmar Bolowich, North Carolina	2001-08	1-1
2	Bobby Clark, Stanford/Notre Dame	1998, 2013	1-1
2	Dr. Dave Masur, St. John's (NY)	1996-2003	1-1
2	Mitch Murray, Santa Clara	1991-99	0-2
2	Mike Noonan, Clemson	2015-21	1-1
2	Caleb Porter, Akron	2009-10	1-1
2	Jorge Salcedo, UCLA	2006-14	0-2
2	Bret Simon, Creighton/Stanford	2000, 2002	0-2
2	Tim Vom Steeg, UC Santa Barbara	2004-06	1-1
2	Glenn Warner, Navy	1963-64	1-1
2	Brian Wiese, Georgetown	2012-19	1-1
1	Mark Berson, South Carolina	1993	0-1
1	John Bluem, Ohio St.	2007	0-1
1	Jamie Clark, Washington	2021	0-1
1	Chuck Clegg, San Diego St.	1987	0-1
1	Jared Embick, Akron	2018	0-1
1	Dieter Ficken, Columbia	1983	0-1
1	Jeremy Fishbein, New Mexico	2005	0-1
1	Tom Fitzgerald, UCLA	2002	1-0
1	Mike Freitag, Indiana	2004	1-0
1	Chris Grassie, Marshall	2020	1-0
1	Tim Hankinson, Alabama A&M	1981	0-1
1	Karl Kremser, FIU	1996	0-1
1	Jim Launder, Wisconsin	1995	1-0
1	Jim Lennox, Hartwick	1977	1-0
1	Ken Lolla, Louisville	2010	0-1
1	Melvin Lorback, West Chester	1961	1-0
1	Dr. Joe Machnik, LIU	1966	0-1
1	Seamus McFadden, San Diego	1992	0-1
1	Ian McIntyre, Syracuse	2022	1-0
1	Pete Mehlert, American	1985	0-1
1	Joseph Morrone, UConn	1981	1-0

No.	Coach, School	Seasons	W-L Record
1	Bobby Muuss, Wake Forest	2016	0-1
1	Steve Parker, Akron	1986	0-1
1	Lincoln Phillips, Howard	1974	1-0
1	Bob Reasso, Rutgers	1990	0-1
1	Ray Reid, UConn	2000	1-0
1	Steve Sampson, Santa Clara	1989	0-0-1
1	Carlos Somoano, North Carolina	2011	1-0
1	Jay Vidovich, Wake Forest	2007	1-0

No.	Coach, School	Seasons	W-L Record
2	Bruce Munro, Harvard	1969-71	0-2
2	Mitch Murray, Santa Clara	1991-98-99	2-3
2	Bobby Muuss, Wake Forest	2016-19	1-2
2	Mike Noonan, Clemson	2015-21	1-1-2
2	Lincoln Phillips, Howard	1974-75	2-2
2	Caleb Porter, Akron	2009-10	2-1-1
2	Ray Reid, UConn	1999-2000	2-1
2	Jorge Salcedo, UCLA	2006-14	0-2
2	Fred Schmalz, Evansville	1985-90	0-2
2	Bret Simon, Creighton/ Stanford	2000, 2002	2-2
2	Tim Vom Steeg, UC Santa Barbara	2004-06	2-1-1
2	Bob Warming, Creighton/ Saint Louis	1996, 1997	0-2

## COLLEGE CUP APPEARANCES

No.	Coach, School	Seasons	W-L Record
16	Jerry Yeagley, Indiana	1976-78-80-82-83-84-88-89-91-94-97-98-99-2000-01-03	18-10
11	Bob Guelker, Saint Louis/ SIUE	1959-60-61-62-63-64-65, 1975-77-79-82	15-5
9	Sasho Cirovski, Maryland	1998-2002-03-04-05-08-12-13-18	7-5-1
7	Bruce Arena, Virginia	1983-89-91-92-93-94-95	9-2-1
7	Harry Keough, Saint Louis	1967-69-70-71-72-73-74	11-2-1
7	Stephen Negoesco, San Francisco	1966-69-71-75-76-77-80	10-3
6	George Gelnovatch, Virginia	1997-2006-09-13-14-19	6-4
6	I.M. Ibrahim, Clemson	1973-76-78-79-84-87	6-5
6	Gene Kenney, Michigan St.	1962-64-65-66-67-68	4-3-3
5	Jay Vidovich, Wake Forest/ Pittsburgh	2006-07-08-09/2020-22	2-4-1
5	Jeremy Gunn, Charlotte/ Stanford	2011, 2015-16-17-19	4-2-3
5	Jim Lennox, Hartwick	1976-77-80-84-85	3-5
5	John Rennie, Duke	1982-86-92-95-2004	4-4
5	Doyle Royal, Maryland	1960-62-63-68-69	3-4-1
5	Sigi Schmid, UCLA	1984-85-90-94-97	5-2-1
5	Todd Yeagley, Indiana	2012-17-18-20-22	5-4
4	Elmar Bolowich, North Carolina/Creighton	2001-08, 2011-12	3-2-1
4	Dr. Dave Masur, St. John's (NY)	1996-2001-03-08	3-3
4	Joseph Palone, Army West Point	1963-64-65-66	0-4
4	Carlos Somoano, North Carolina	2011-16-17-20	1-2-2
4	Cliff Stevenson, Brown	1968-73-75-77	1-5
4	Glenn Warner, Navy	1963-64-65-67	3-3
3	Melvin Lorback, West Chester	1959-60-61	2-2
3	Joseph Morrone, UConn	1981-82-83	2-2
3	Bob Reasso, Rutgers	1989-90-94	1-3
3	Jorge Salcedo, UCLA	2006-11-14	2-2-1
3	Dennis Storer, UCLA	1970-72-73	3-3
3	Brian Wiese, Georgetown	2012-19-21	2-2-1
2	Barry Barto, Jefferson	1978-81	0-3-1
2	Mark Berson, South Carolina	1988-93	1-2
2	Clive Charles, Portland	1988-95	0-2
2	Bobby Clark, Stanford/Notre Dame	1998, 2013	3-1
2	Jared Embick, Akron	2015-18	1-1-1
2	Dieter Ficken, Columbia	1979-83	1-3
2	Jeremy Fishbein, New Mexico	2005-13	1-2
2	Tim Hankinson, Alabama A&M	1980-81	1-2-1
2	Schellas Hyndman, SMU	2000-05	0-2
2	Dr. Joe Machnik, LIU	1966-67	0-2-1
2	Ian McIntyre, Syracuse	2015-22	2-0-1

1	Trevor Adair, Clemson	2005	0-1
1	Walter Bahr, Penn St.	1979	1-1
1	John Bluem, Ohio St.	2007	1-1
1	Bob Bradley, Princeton	1993	0-1
1	Steve Burns, Michigan	2010	0-1
1	Jamie Clark, Washington	2021	1-1
1	Joe Clarke, Saint Louis	1991	0-1
1	Chuck Clegg, San Diego St.	1987	0-1-1
1	Anson Dorrance, North Carolina	1987	0-1
1	George Douchat, Rutgers	1961	0-1
1	Jose Elgorriaga, Fresno St.	1986	0-1
1	Terry Fisher, UCLA	1974	0-2
1	Tom Fitzgerald, UCLA	2002	2-0
1	Jamie Franks, Denver	2016	0-1
1	Mike Freitag, Indiana	2004	2-0
1	Mike Getman, Harvard	1987	0-0-1
1	Chris Grassie, Marshall	2020	2-0
1	Karl Kremser, FIU	1996	1-1
1	Sam Koch, Massachusetts	2007	0-1
1	Jim Launder, Wisconsin	1995	2-0
1	Timo Liekoski, Hartwick	1974	1-1
1	Ken Lolla, Louisville	2010	1-1
1	Seamus McFadden, San Diego	1992	1-1
1	Pete Mehlert, American	1985	1-1
1	Julius Menendez, San Jose St.	1968	0-1
1	Al Miller, Hartwick	1970	0-1
1	Al Mistri, Cal St. Fullerton	1993	0-1
1	Steve Parker, Akron	1986	1-1
1	Cameron Rast, Santa Clara	2003	0-1
1	Damon Rensing, Michigan St.	2018	0-1
1	Chad Riley, Notre Dame	2021	0-0-1
1	Todd Saldana, UCLA	1999	0-1
1	Steve Sampson, Santa Clara	1989	1-0-1
1	Irvin R. Schmid, Springfield	1962	0-1
1	Jape Shattuck, Harvard	1986	0-1
1	Charlie Slagle, Davidson	1992	0-1
1	John Squires, UConn	1960	0-1
1	Craig Stewart, Providence	2014	0-1
1	George Tarantini, NC State	1990	0-0-1
1	John Tart, Charlotte	1996	0-1
1	Johnny Torres, Creighton	2022	0-1
1	Oliver Weiss, Virginia Tech	2007	0-1
1	Dan Wood, Cornell	1972	0-1

## TOURNAMENT APPEARANCES

No.	Coach, School(s)
30	Sasho Cirovski, Hartford/Maryland
28	Jerry Yeagley, Indiana
27	Schellas Hyndman, Eastern Ill./SMU/Grand Canyon
25	George Gelnovatch, Virginia
24	Stephen Negroesco, San Francisco
22	Mark Berson, South Carolina
22	Bobby Clark, Dartmouth/Stanford/Notre Dame
22	Dr. Dave Masur, St. John's (NY)
21	Elmar Bolowich, North Carolina/Creighton
21	Bob Guelker, Saint Louis/SIUE
21	John Rennie, Columbia/Duke
20	Mike Noonan, New Hampshire/Brown/Clemson
20	Bob Warming, Creighton/Saint Louis/Penn St./Omaha
18	Ray Reid, UConn
18	Jay Vidovich, Wake Forest/Pittsburgh
17	I.M. Ibrahim, Clemson
17	Ken Lolla, Akron/Louisville
17	Joseph Morrone, Middlebury/UConn
17	Sigi Schmid, UCLA
16	Bruce Arena, Virginia
16	Shaun Docking, Charleston So./Coastal Carolina
16	Ed Kelly, Seton Hall/Boston College
15	Harry Keough, Saint Louis
14	Seamus McFadden, San Diego
14	Neil Roberts, Boston U.
14	Jorge Salcedo, UCLA

## CONSECUTIVE TOURNAMENT APPEARANCES

No.	Coach, School(s)	Seasons
24	George Gelnovatch, Virginia	1996-2019
22	Sasho Cirovski, Maryland	2001-22
17	Jerry Yeagley, Indiana	1987-2003
16	Ray Reid, UConn	1998-2013
16	Sigi Schmid, UCLA	1983-98
15	Bruce Arena, Virginia	1981-95
15	Harry Keough, Saint Louis	1967-81
15	Dr. Dave Masur, St. John's (NY)	1992-2006
14	Bobby Clark, Stanford/Notre Dame	1997-2000 / 2001-10
14	Schellas Hyndman, SMU	1994-2007
13	Jorge Salcedo, UCLA	2004-16
13	Todd Yeagley, Indiana	2010-22
12	Bob Warming, Saint Louis/Creighton	1997-2000 / 2001-08
11	Cliff Stevenson, Brown	1968-78
10	Joe Clarke, Saint Louis	1986-95
10	Bob Guelker, SIUE	1973-82
10	Bobby Muuss, Denver/Wake Forest	2013-14 / 2015-22
10	Tim Vom Steeg, UC Santa Barbara	2002-11
10	Jerry Yeagley, Indiana	1976-85
9	Walter Bahr, Penn St.	1974-82
9	Elmar Bolowich, North Carolina/Creighton	2008-10 / 2011-16
9	Schellas Hyndman, SMU	1984-92
9	Fred Schmalz, Evansville	1984-92
9	Jay Vidovich, Wake Forest	2001-09
8	Elmar Bolowich, North Carolina	1999-2006
8	Shaun Docking, Coastal Carolina	2010-17
8	Kevin Grimes, California	2001-08
8	Bob Guelker, Saint Louis	1959-66

No.	Coach, School(s)	Seasons
8	I.M. Ibrahim, Clemson	1972-79
8	Gene Kenney, Michigan St.	1962-69
8	Ken Lolla, Louisville	2007-14
8	Joseph Morrone, UConn	1978-85
8	Bret Simon, Creighton/Stanford	1995-2000 / 2001-02
8	Carlos Somoano, North Carolina	2011-18

## TOURNAMENT GAMES WON

No.	Coach, School(s)
67	Jerry Yeagley, Indiana
50	Sasho Cirovski, Hartford/Maryland
40	Bob Guelker, Saint Louis/SIUE
37	George Gelnovatch, Virginia
35	Stephen Negroesco, San Francisco
32	I.M. Ibrahim, Clemson
31	Elmar Bolowich, North Carolina/Creighton
30	Bruce Arena, Virginia
30	Schellas Hyndman, Eastern Ill./SMU/Grand Canyon
30	Jay Vidovich, Wake Forest/Pittsburgh
28	Harry Keough, Saint Louis
28	Dr. Dave Masur, St. John's (NY)
27	John Rennie, Columbia/Duke
26	Bobby Clark, Dartmouth/Stanford/Notre Dame
26	Sigi Schmid, UCLA
24	Ray Reid, UConn
24	Todd Yeagley, Indiana
21	Jim Lennox, Hartwick
21	Cliff Stevenson, Brown
21	Tim Vom Steeg, UC Santa Barbara
21	Bob Warming, Creighton/Saint Louis/Penn St./Omaha
20	Jeremy Gunn, Charlotte/Stanford
20	Mike Noonan, New Hampshire/Brown/Clemson
19	Jorge Salcedo, UCLA
18	Brian Wiese, Georgetown
17	Mark Berson, South Carolina
17	Bobby Muuss, Denver/Wake Forest
17	Carlos Somoano, North Carolina

## TOURNAMENT WINNING PCT.

Coach, School(s) (Years)	Yrs.	W	L	T	Pct.
Jerry Yeagley, Indiana (1974-76-77-78-79-80-81-82-83-84-85-87-88-89-90-91-92-93-94-95-96-97-98-99-2000-01-02-03)	28	67	22	1	.750
Mike Freitag, Indiana (2004-05-06-07-08-09)	6	10	3	2	.733
Bruce Arena, Virginia (1979-81-82-83-84-85-86-87-88-89-90-91-92-93-94-95)	16	30	10	3	.733
Harry Keough, Saint Louis (1967-68-69-70-71-72-73-74-75-76-77-78-79-80-81)	15	28	10	1	.731
Bob Guelker, Saint Louis/SIUE (1959-60-61-62-63-64-65-66 / 1969-70-71-73-74-75-76-77-78-79-80-81-82)	21	40	15	0	.727
Gene Kenney, Michigan St. (1962-63-64-65-66-67-68-69)	8	15	5	4	.708
Ian McIntyre, Hartwick/Syracuse (2005/2012-14-15-16-18-19-22)	8	13	5	2	.700
Jeremy Gunn, Charlotte/Stanford (2009-11 / 2013-14-15-16-17-18-19-20-22)	11	20	6	11	.689
Brian Wiese, Georgetown (2010-12-13-14-15-17-18-19-20-21-22)	11	18	7	5	.683
Jay Vidovich, Wake Forest/Pittsburgh (1999-2001-02-03-04-05-06-07-08-09-11-12-13-14 / 2019-20-21-22)	18	30	13	5	.677

<b>Coach, School(s) (Years)</b>	<b>Yrs.</b>	<b>W</b>	<b>L</b>	<b>T</b>	<b>Pct.</b>
Caleb Porter, Akron (2007-08-09-10-11-12)	6	10	4	3	.676
Sasho Cirovski, Hartford/Maryland (1991-92 / 1994-95-96-97-98-99-2001-02-03-04-05-06-07-08-09-10-11-12-13-14-15-16-17-18-19-20-21-22)	30	50	23	7	.669
Bruce Munro, Harvard (1968-69-70-71-72)	5	10	5	0	.667
Damon Rensing, Michigan St. (2009-10-12-13-14-16-17-18)	8	12	5	4	.667
Dennis Storer, UCLA (1968-70-71-72-73)	5	10	5	0	.667
I.M. Ibrahim, Clemson (1972-73-74-75-76-77-78-79-81-82-83-84-85-87-90-91-93)	17	32	16	0	.667
Bret Simon, Creighton/Stanford (1995-96-97-98-99-2000 / 2001-02-09)	9	18	9	1	.661
Jared Embick, Akron (2013-14-15-16-17-18-21-22)	8	13	6	3	.659
Todd Yeagley, Indiana (2010-11-12-13-14-15-16-17-18-19-20-21-22)	13	24	12	2	.658
Craig Stewart, Providence (2013-14-16-19-21)	5	10	5	1	.656
Stephen Negroesco, San Francisco (1963-65-66-67-68-69-70-71-73-74-75-76-77-79-80-81-82-83-84-86-87-91-93-94)	24	35	18	4	.649
Carlos Somoano, North Carolina (2011-12-13-14-15-16-17-18-20-21-22)	11	17	8	6	.645
Mike Brizendine, Virginia Tech (2016-17-18-19-20-21)	6	8	4	2	.643
Ray Reid, UConn (1998-99-2000-01-02-03-04-05-06-07-08-09-10-11-12-13-15-18)	18	24	12	7	.640
Sigi Schmid, UCLA (1980-83-84-85-86-87-88-89-90-91-92-93-94-95-96-97-98)	17	26	14	3	.640
Glenn Warner, Navy (1963-64-65-66-67-69-70-71-74)	9	14	8	0	.636

*Minimum 5 tournament appearances*

# TEAM-BY-TEAM COACH WON-LOST RECORDS

Coach, Years in Tournament	Yrs.	W	L	T	CH	2d	3d
<b>Adelphi</b>							
Laurence Holt, 1963	1	0	1	0	0	0	0
Mel Less, 1969-76	2	0	2	0	0	0	0
Bob Montgomery, 1978-87-88-90-91-92-2006	7	2	5	2	0	0	0
<b>Total</b>	<b>10</b>	<b>2</b>	<b>8</b>	<b>2</b>	<b>0</b>	<b>0</b>	<b>0</b>
<b>Air Force</b>							
Carmen Anillo, 1964-65	2	0	2	0	0	0	0
Hank Eichin, 1968-69-72	3	1	3	0	0	0	0
Rob Judas, 1977	1	0	1	0	0	0	0
Luis Sagastume, 1985-92-93-97	4	2	4	0	0	0	0
Doug Hill, 2012-17-18-20	4	2	4	0	0	0	0
<b>Total</b>	<b>14</b>	<b>5</b>	<b>14</b>	<b>0</b>	<b>0</b>	<b>0</b>	<b>0</b>
<b>Akron</b>							
Stu Parry, 1966-67-68	3	1	3	0	0	0	0
Bill Killen, 1970-71	2	0	2	0	0	0	0
Robert Dowdy, 1975-76	2	0	2	0	0	0	0
Steve Parker, 1983-84-85-86	4	4	4	0	0	1	0
Ken Lolla, 1998-2001-02-03-04-05	6	2	5	2	0	0	0
Caleb Porter, 2007-08-09-10-11-12	6	10	4	3	1	1	0
Jared Embick, 2013-14-15-16-17-18-21-22	8	13	6	3	0	1	1
<b>Total</b>	<b>31</b>	<b>30</b>	<b>26</b>	<b>8</b>	<b>1</b>	<b>3</b>	<b>1</b>
<b>Alabama A&amp;M</b>							
Tim Hankinson, 1980-81	2	7	2	0	0	1	1
Salah Yousif, 1982-83-84	3	2	3	0	0	0	0
<b>Total</b>	<b>5</b>	<b>9</b>	<b>5</b>	<b>0</b>	<b>0</b>	<b>1</b>	<b>1</b>
<b>Albany (NY)</b>							
Trevor Gorman, 2016-17	2	1	2	1	0	0	0
<b>TOTAL</b>	<b>2</b>	<b>1</b>	<b>2</b>	<b>1</b>	<b>0</b>	<b>0</b>	<b>0</b>
<b>American</b>							
Pete Mehlert, 1978-79-84-85	4	5	4	0	0	1	0
Bob Jenkins, 1997	1	2	1	0	0	0	0
Todd West, 2001-02-04	3	4	3	0	0	0	0
Zach Samol, 2020	1	0	1	1	0	0	0
<b>TOTAL</b>	<b>9</b>	<b>11</b>	<b>9</b>	<b>1</b>	<b>0</b>	<b>1</b>	<b>0</b>
<b>App State</b>							
Vaughn Christian, 1975-77	2	0	2	0	0	0	0
Hank Steinbrecher, 1978-80	2	1	2	0	0	0	0
<b>TOTAL</b>	<b>4</b>	<b>1</b>	<b>4</b>	<b>0</b>	<b>0</b>	<b>0</b>	<b>0</b>
<b>Army West Point</b>							
Joseph Palone, 1963-64-65-66-67-68-70-71-72-73-75	11	10	11	0	0	0	4
Joe Chiavaro, 1996	1	0	1	0	0	0	0
<b>Total</b>	<b>12</b>	<b>10</b>	<b>12</b>	<b>0</b>	<b>0</b>	<b>0</b>	<b>4</b>
<b>Binghamton</b>							
Paul Marco, 2003-06	2	1	2	0	0	0	0
<b>TOTAL</b>	<b>2</b>	<b>1</b>	<b>2</b>	<b>0</b>	<b>0</b>	<b>0</b>	<b>0</b>
<b>Boston College</b>							
Ben Brewster, 1982	1	0	1	0	0	0	0
Ed Kelly, 1990-2000-01-02-04-07-08-09-10-11-12-15-16-19	14	10	12	3	0	0	0
<b>TOTAL</b>	<b>15</b>	<b>10</b>	<b>13</b>	<b>3</b>	<b>0</b>	<b>0</b>	<b>0</b>
<b>Boston U.</b>							
Ron Cervasio, 1980	1	0	1	0	0	0	0
Neil Roberts, 1985-86-88-90-91-93-94-95-96-97-2004-07-08-15	14	6	14	1	0	0	0

Coach, Years in Tournament	Yrs.	W	L	T	CH	2d	3d
<b>Bowling Green</b>							
Mickey Cochrane, 1972-73	2	0	2	0	0	0	0
Gary Palmisano, 1992	1	0	1	0	0	0	0
Mel Mahler, 1995-96-97	3	2	3	0	0	0	0
Eric Nichols, 2020-21	2	1	2	0	0	0	0
<b>TOTAL</b>	<b>8</b>	<b>3</b>	<b>8</b>	<b>0</b>	<b>0</b>	<b>0</b>	<b>0</b>
<b>Bradley</b>							
Jim DeRose, 2000-02-05-07-10-11-13	7	4	7	1	0	0	0
<b>TOTAL</b>	<b>7</b>	<b>4</b>	<b>7</b>	<b>1</b>	<b>0</b>	<b>0</b>	<b>0</b>
<b>Bridgeport</b>							
Unknown, 1959-61-63-64-69-71-73-74-75-76	10	5	10	0	0	1	1
Joe Bean, 1966-67	2	1	2	0	0	0	0
<b>TOTAL</b>	<b>12</b>	<b>6</b>	<b>12</b>	<b>0</b>	<b>0</b>	<b>1</b>	<b>1</b>
<b>Brooklyn</b>							
Unknown, 1960	1	0	1	0	0	0	0
Len Roitman, 1988-90	2	1	2	0	0	0	0
<b>TOTAL</b>	<b>3</b>	<b>1</b>	<b>3</b>	<b>0</b>	<b>0</b>	<b>0</b>	<b>0</b>
<b>Brown</b>							
Cliff Stevenson, 1963-65-68-69-70-71-72-73-74-75-76-77-78	13	21	14	0	0	0	3
Trevor Adair, 1994	1	2	1	0	0	0	0
Mike Noonan, 1995-97-98-99-2000-03-05-06-07-09	10	8	10	0	0	0	0
Pat Laughlin, 2010-11-12	3	4	3	1	0	0	0
<b>TOTAL</b>	<b>27</b>	<b>35</b>	<b>28</b>	<b>1</b>	<b>0</b>	<b>0</b>	<b>3</b>
<b>Bucknell</b>							
Craig A. Reynolds, 1974-75-76	3	1	3	0	0	0	0
Brendan Nash, 2006-09-10-14	4	2	4	0	0	0	0
<b>TOTAL</b>	<b>3</b>	<b>3</b>	<b>7</b>	<b>0</b>	<b>0</b>	<b>0</b>	<b>0</b>
<b>Buffalo St.</b>							
Fred J. Hartrick, 1967-70	2	1	2	0	0	0	0
<b>TOTAL</b>	<b>2</b>	<b>1</b>	<b>2</b>	<b>0</b>	<b>0</b>	<b>0</b>	<b>0</b>
<b>Butler</b>							
Ian Martin, 1995-97-98	3	2	3	0	0	0	0
Joe Sochacki, 2001	1	0	1	0	0	0	0
Kelly Findley, 2009-10	2	0	2	0	0	0	0
Paul Snape, 2016-17-19	3	2	2	1	0	0	0
<b>TOTAL</b>	<b>9</b>	<b>4</b>	<b>8</b>	<b>1</b>	<b>0</b>	<b>0</b>	<b>0</b>
<b>Cal Poly</b>							
Wolfgang Gartner, 1995	1	0	1	0	0	0	0
Paul Holocher, 2008	1	1	1	0	0	0	0
Steve Sampson, 2015	1	0	1	0	0	0	0
<b>TOTAL</b>	<b>3</b>	<b>1</b>	<b>3</b>	<b>0</b>	<b>0</b>	<b>0</b>	<b>0</b>
<b>Cal St. Fullerton</b>							
Dennis Checkett, 1975	1	1	1	0	0	0	0
Al Mistri, 1986-93-94-96-98-2000	6	6	5	1	0	0	1
George Kuntz, 2014-15-17	3	0	3	0	0	0	0
<b>TOTAL</b>	<b>10</b>	<b>7</b>	<b>9</b>	<b>1</b>	<b>0</b>	<b>0</b>	<b>1</b>
<b>California</b>							
Bob DiGrazia, 1960-77	2	0	2	0	0	0	0
Bill Coupe, 1981-83-85-86	4	0	4	0	0	0	0
Mark Mallon, 1996	1	0	1	0	0	0	0
Kevin Grimes, 2001-02-03-04-05-06-07-08-10-13-14-17-19	13	13	12	2	0	0	0
<b>TOTAL</b>	<b>20</b>	<b>13</b>	<b>19</b>	<b>2</b>	<b>0</b>	<b>0</b>	<b>0</b>

Coach, Years in Tournament	Yrs.	W	L	T	CH	2d	3d
<b>California Baptist</b>							
Coe Michaelson, 2022	1	0	1	0	0	0	0
<b>TOTAL</b>	<b>1</b>	<b>0</b>	<b>1</b>	<b>0</b>	<b>0</b>	<b>0</b>	<b>0</b>
<b>Campbell *</b>							
Doug Hess, 2007	1	0	1	0	0	0	0
Dustin Fonder, 2019-21	2	1	2	0	0	0	0
<b>TOTAL</b>	<b>3</b>	<b>1</b>	<b>3</b>	<b>0</b>	<b>0</b>	<b>0</b>	<b>0</b>
<b>CCNY</b>							
Unknown, 1959	1	1	1	0	0	0	1
<b>TOTAL</b>	<b>1</b>	<b>1</b>	<b>1</b>	<b>0</b>	<b>0</b>	<b>0</b>	<b>1</b>
<b>Central Ark.</b>							
Ross Duncan, 2017-18	2	0	2	0	0	0	0
<b>TOTAL</b>	<b>2</b>	<b>0</b>	<b>2</b>	<b>0</b>	<b>0</b>	<b>0</b>	<b>0</b>
<b>Central Conn. St.</b>							
Shaun Green, 2007	1	2	1	0	0	0	0
<b>TOTAL</b>	<b>1</b>	<b>2</b>	<b>1</b>	<b>0</b>	<b>0</b>	<b>0</b>	<b>0</b>
<b>Charleston So.</b>							
Shaun Docking, 1997	1	0	1	0	0	0	0
<b>TOTAL</b>	<b>1</b>	<b>0</b>	<b>1</b>	<b>0</b>	<b>0</b>	<b>0</b>	<b>0</b>
<b>Charlotte</b>							
Frank Kohlenstein, 1991-92-94	3	0	2	1	0	0	0
John Tart, 1996-97	2	3	2	0	0	0	1
Jeremy Gunn, 2009-11	2	3	1	3	0	1	0
Kevin Langan, 2012-13-14-15-16-18-19-20-21	9	3	8	2	0	0	0
<b>TOTAL</b>	<b>16</b>	<b>9</b>	<b>13</b>	<b>6</b>	<b>0</b>	<b>1</b>	<b>1</b>
<b>Chico St.</b>							
Don Batie, 1971-74	2	0	2	0	0	0	0
<b>TOTAL</b>	<b>2</b>	<b>0</b>	<b>2</b>	<b>0</b>	<b>0</b>	<b>0</b>	<b>0</b>
<b>Cincinnati</b>							
Jeff Cook, 1998	1	0	1	0	0	0	0
Hylton Dayes, 2003-06	2	0	1	1	0	0	0
<b>TOTAL</b>	<b>3</b>	<b>0</b>	<b>2</b>	<b>1</b>	<b>0</b>	<b>0</b>	<b>0</b>
<b>Clemson</b>							
I.M. Ibrahim, 1972-73-74-75-76-77-78-79-81-82-83-84-85-87-90-91-93	17	32	16	0	2	1	2
Trevor Adair, 1995-97-98-2000-01-02-03-05-06	9	14	8	2	0	0	1
Mike Noonan, 2013-14-15-16-17-19-20-21-22	9	12	5	6	1	1	0
<b>TOTAL</b>	<b>35</b>	<b>58</b>	<b>29</b>	<b>8</b>	<b>3</b>	<b>2</b>	<b>3</b>
<b>Cleveland St.</b>							
William Clarke, 1969-70	2	1	2	0	0	0	0
Klaas de Boer, 1974-75-77	3	1	3	0	0	0	0
Steve Parker, 1978-79	2	1	2	0	0	0	0
Nasser Sarfaraz, 1980	1	1	1	0	0	0	0
Ali Kazemiani, 2012	1	0	1	0	0	0	0
Sinisa Ubiparipovic, 2022	1	0	1	0	0	0	0
<b>TOTAL</b>	<b>10</b>	<b>4</b>	<b>10</b>	<b>0</b>	<b>0</b>	<b>0</b>	<b>0</b>
<b>Coastal Carolina</b>							
Paul Banta, 1992-95	2	1	1	1	0	0	0
Shaun Docking, 2001-02-03-04-05-10-11-12-13-14-15-16-17-19-20	15	14	15	0	0	0	0
<b>TOTAL</b>	<b>17</b>	<b>15</b>	<b>16</b>	<b>1</b>	<b>0</b>	<b>0</b>	<b>0</b>
<b>Col. of Charleston</b>							
Ralph Lundy, 1994-95-96-2004-10	5	4	5	0	0	0	0
<b>TOTAL</b>	<b>5</b>	<b>4</b>	<b>5</b>	<b>0</b>	<b>0</b>	<b>0</b>	<b>0</b>
<b>Colgate</b>							
Mark S. Randell, 1959	1	0	1	0	0	0	0

Coach, Years in Tournament	Yrs.	W	L	T	CH	2d	3d
<b>Colorado Col.</b>							
John Beyer, 1966	1	0	1	0	0	0	0
Erik Ronning, 2007-08-11-16-17-18	6	3	6	0	0	0	0
<b>TOTAL</b>	<b>8</b>	<b>3</b>	<b>8</b>	<b>0</b>	<b>0</b>	<b>0</b>	<b>0</b>
<b>Colorado Col.</b>							
Horst Richardson, 1966-67-75	3	0	3	0	0	0	0
<b>TOTAL</b>	<b>3</b>	<b>0</b>	<b>3</b>	<b>0</b>	<b>0</b>	<b>0</b>	<b>0</b>
<b>Columbia</b>							
Jim Rein, 1970	1	1	1	0	0	0	0
John Rennie, 1978	1	1	1	0	0	0	0
Dieter Ficken, 1979-80-81-82-83-84-85-89-90-91-93	11	9	12	0	0	1	0
Kevin Anderson, 2017	1	1	1	0	0	0	0
<b>TOTAL</b>	<b>14</b>	<b>12</b>	<b>15</b>	<b>0</b>	<b>0</b>	<b>1</b>	<b>0</b>
<b>Cornell</b>							
Dan Wood, 1971-72-74-75	4	7	4	0	0	0	1
Jack Writer, 1976-77-80	3	1	3	0	0	0	0
Dave Sarachan, 1995-96	2	0	2	0	0	0	0
Jaro Zawislak, 2012	1	0	1	0	0	0	0
John Smith, 2022	1	1	1	0	0	0	0
<b>TOTAL</b>	<b>11</b>	<b>9</b>	<b>11</b>	<b>0</b>	<b>0</b>	<b>0</b>	<b>1</b>
<b>Creighton</b>							
Bob Warming, 1992-93-94-2001-02-03-04-05-06-07-08	11	13	10	2	0	0	1
Bret Simon, 1995-96-97-98-99-2000	6	9	6	1	0	1	1
Jamie Clark, 2010	1	1	0	1	0	0	0
Elmar Bolowich, 2011-12-13-14-15-16	6	11	4	3	0	0	2
Johnny Torres, 2021-22	2	5	2	0	0	1	0
<b>TOTAL</b>	<b>26</b>	<b>39</b>	<b>22</b>	<b>7</b>	<b>0</b>	<b>1</b>	<b>5</b>
<b>CSU Bakersfield</b>							
Simon Tobin, 2011	1	0	1	0	0	0	0
<b>TOTAL</b>	<b>1</b>	<b>0</b>	<b>1</b>	<b>0</b>	<b>0</b>	<b>0</b>	<b>0</b>
<b>CSUN</b>							
Terry Davila, 2002-03-04-05-12-13-16	7	1	6	1	0	0	0
<b>TOTAL</b>	<b>7</b>	<b>1</b>	<b>6</b>	<b>1</b>	<b>0</b>	<b>0</b>	<b>0</b>
<b>Dartmouth</b>							
Alden Burnham, 1964	1	0	1	0	0	0	0
Tom Griffith, 1977-78	2	0	2	0	0	0	0
Bobby Clark, 1990-92	2	3	2	1	0	0	0
Fran O'Leary, 1997-2000	2	1	2	0	0	0	0
Jeff Cook, 2004-05-07-08-09-10-11	7	2	5	3	0	0	0
Chad Riley, 2014-15-16-17	4	3	3	1	0	0	0
<b>TOTAL</b>	<b>18</b>	<b>9</b>	<b>15</b>	<b>5</b>	<b>0</b>	<b>0</b>	<b>0</b>
<b>Davidson</b>							
Charlie Slagle, 1992	1	1	1	2	0	0	1
Matt Spear, 2003	1	0	1	0	0	0	0
<b>TOTAL</b>	<b>2</b>	<b>1</b>	<b>2</b>	<b>2</b>	<b>0</b>	<b>0</b>	<b>1</b>
<b>Dayton</b>							
Dennis Currier, 2008-15	2	0	0	3	0	0	0
<b>TOTAL</b>	<b>2</b>	<b>0</b>	<b>0</b>	<b>3</b>	<b>0</b>	<b>0</b>	<b>0</b>
<b>Delaware</b>							
Loren Kline, 1968-70	2	0	2	0	0	0	0
Ian Hennessy, 2011-13-16	3	1	3	0	0	0	0
<b>TOTAL</b>	<b>5</b>	<b>1</b>	<b>5</b>	<b>0</b>	<b>0</b>	<b>0</b>	<b>0</b>
<b>Denver</b>							
Peder Pytte, 1970	1	1	1	0	0	0	0
Bobby Muuss, 2008-10-13-14	4	0	3	1	0	0	0
Jamie Franks, 2015-16-18-19-21-22	6	5	6	0	0	0	1
<b>TOTAL</b>	<b>11</b>	<b>6</b>	<b>10</b>	<b>1</b>	<b>0</b>	<b>0</b>	<b>1</b>
<b>DePaul</b>							

Coach, Years in Tournament	Yrs.	W	L	T	CH	2d	3d
Craig Blazer, 2007	1	0	1	0	0	0	0
<b>TOTAL</b>	<b>1</b>	<b>0</b>	<b>1</b>	<b>0</b>	<b>0</b>	<b>0</b>	<b>0</b>
<b>Detroit Mercy</b>							
Morris Lupenec, 1996	1	0	1	0	0	0	0
<b>TOTAL</b>	<b>1</b>	<b>0</b>	<b>1</b>	<b>0</b>	<b>0</b>	<b>0</b>	<b>0</b>
<b>Drake</b>							
Sean Holmes, 2008-09	2	3	2	0	0	0	0
Gareth Smith, 2015	1	1	1	0	0	0	0
<b>TOTAL</b>	<b>3</b>	<b>4</b>	<b>3</b>	<b>0</b>	<b>0</b>	<b>0</b>	<b>0</b>
<b>Drexel</b>							
Don Yonker, 1963-72	2	0	2	0	0	0	0
Doug Hess, 2012-13	2	0	2	0	0	0	0
<b>TOTAL</b>	<b>4</b>	<b>0</b>	<b>4</b>	<b>0</b>	<b>0</b>	<b>0</b>	<b>0</b>
<b>Duke</b>							
Roy Skinner, 1972	1	0	1	0	0	0	0
John Rennie, 1980-81-82-83-85-86-87-89-92-93-94-95-98-99-2000-02-04-05-06-07	20	26	19	1	1	2	2
John Kerr, 2008-09-10-11-17-18-21-22	8	9	7	1	0	0	0
<b>TOTAL</b>	<b>29</b>	<b>35</b>	<b>27</b>	<b>2</b>	<b>1</b>	<b>2</b>	<b>2</b>
<b>East Stroudsburg</b>							
John Eiler, 1964-65	2	2	2	0	0	0	0
John McKeon, 1971	1	0	1	0	0	0	0
<b>TOTAL</b>	<b>3</b>	<b>2</b>	<b>3</b>	<b>0</b>	<b>0</b>	<b>0</b>	<b>0</b>
<b>Eastern Ill. *</b>							
Schellas Hyndman, 1982-83	2	1	2	0	0	0	0
<b>TOTAL</b>	<b>2</b>	<b>1</b>	<b>2</b>	<b>0</b>	<b>0</b>	<b>0</b>	<b>0</b>
<b>Elon</b>							
Darren Powell, 2011-12-13	3	0	3	1	0	0	0
Chris Little, 2015	1	1	1	0	0	0	0
Marc Reeves, 2022	1	0	1	0	0	0	0
<b>TOTAL</b>	<b>5</b>	<b>1</b>	<b>5</b>	<b>1</b>	<b>0</b>	<b>0</b>	<b>0</b>
<b>ETSU</b>							
Scott Calabrese, 2010-13	2	0	2	0	0	0	0
Bo Oshoniyi, 2016	1	0	1	0	0	0	0
<b>TOTAL</b>	<b>3</b>	<b>0</b>	<b>3</b>	<b>0</b>	<b>0</b>	<b>0</b>	<b>0</b>
<b>Evansville</b>							
Fred Schmalz, 1982-84-85-86-87-88-89-90-91-92-96	11	5	11	0	0	0	2
<b>TOTAL</b>	<b>11</b>	<b>5</b>	<b>11</b>	<b>0</b>	<b>0</b>	<b>0</b>	<b>2</b>
<b>Fairfield</b>							
Carl Rees, 2006-08-11-17	4	1	4	0	0	0	0
<b>TOTAL</b>	<b>4</b>	<b>1</b>	<b>4</b>	<b>0</b>	<b>0</b>	<b>0</b>	<b>0</b>
<b>Fairleigh Dickinson</b>							
George Glasgow, 1963-64-67-68-74-75	6	2	5	1	0	0	0
Ben Stravato, 1982-83-84-88-89	5	4	5	0	0	0	0
Seth Roland, 2001-02-03-08-12-19-22	7	6	7	0	0	0	0
<b>TOTAL</b>	<b>18</b>	<b>12</b>	<b>17</b>	<b>1</b>	<b>0</b>	<b>0</b>	<b>0</b>
<b>FGCU</b>							
Bob Butehorn, 2011-12-14-16	4	0	3	2	0	0	0
<b>TOTAL</b>	<b>4</b>	<b>0</b>	<b>3</b>	<b>2</b>	<b>0</b>	<b>0</b>	<b>0</b>
<b>FIU</b>							
Karl Kremser, 1991-94-96-97-2001-02-03-04	8	6	8	1	0	1	0
Scott Calabrese, 2015	1	0	1	0	0	0	0
Kevin Nylen, 2017	1	1	1	0	0	0	0
Kyle Russell, 2021-22	2	0	2	1	0	0	0
<b>TOTAL</b>	<b>12</b>	<b>7</b>	<b>12</b>	<b>2</b>	<b>0</b>	<b>1</b>	<b>0</b>

Coach, Years in Tournament	Yrs.	W	L	T	CH	2d	3d
<b>Fordham</b>							
Frank Schnur, 1996	1	0	1	0	0	0	0
Jim McElderry, 2014-16-17	3	2	3	1	0	0	0
Carlo Acquista, 2020	1	0	1	0	0	0	0
<b>TOTAL</b>	<b>5</b>	<b>2</b>	<b>5</b>	<b>1</b>	<b>0</b>	<b>0</b>	<b>0</b>
<b>Franklin &amp; Marshall</b>							
Nowell Hoover, 1964	1	0	1	0	0	0	0
<b>TOTAL</b>	<b>1</b>	<b>0</b>	<b>1</b>	<b>0</b>	<b>0</b>	<b>0</b>	<b>0</b>
<b>Fresno St.</b>							
Bob Bereskin, 1972	1	0	1	0	0	0	0
Jose Elgorriaga, 1982-84-85-86-87-88-89-90	8	7	8	0	0	0	1
John Bluem, 1991-93-94-96	4	3	3	1	0	0	0
Dave Chester, 1998	1	0	1	0	0	0	0
<b>TOTAL</b>	<b>14</b>	<b>10</b>	<b>13</b>	<b>1</b>	<b>0</b>	<b>0</b>	<b>1</b>
<b>Furman</b>							
John Tart, 1991-93	2	1	2	0	0	0	0
Doug Allison, 1999-2000-01-02-07-11-14-15-18	9	5	7	4	0	0	0
<b>TOTAL</b>	<b>11</b>	<b>6</b>	<b>9</b>	<b>4</b>	<b>0</b>	<b>0</b>	<b>0</b>
<b>Gardner-Webb</b>							
Tony Setzer, 2006	1	0	1	1	0	0	0
<b>TOTAL</b>	<b>1</b>	<b>0</b>	<b>1</b>	<b>1</b>	<b>0</b>	<b>0</b>	<b>0</b>
<b>George Mason</b>							
Richard Board, 1982-84	2	1	2	0	0	0	0
Gordon Bradley, 1985-86-87-89-90-96	6	3	6	0	0	0	0
Greg Andrulic, 2006-08-13	3	1	3	1	0	0	0
<b>TOTAL</b>	<b>11</b>	<b>5</b>	<b>11</b>	<b>1</b>	<b>0</b>	<b>0</b>	<b>0</b>
<b>George Washington</b>							
Georges Edeline, 1974-77-78	3	0	3	0	0	0	0
George Lidster, 1989-2002-04	3	2	3	0	0	0	0
<b>TOTAL</b>	<b>6</b>	<b>2</b>	<b>6</b>	<b>0</b>	<b>0</b>	<b>0</b>	<b>0</b>
<b>Georgetown</b>							
Keith Tabatznik, 1994-97	2	1	2	0	0	0	0
Brian Wiese, 2010-12-13-14-15-17-18-19-20-21-22	11	18	7	5	1	1	1
<b>TOTAL</b>	<b>13</b>	<b>19</b>	<b>9</b>	<b>5</b>	<b>1</b>	<b>1</b>	<b>1</b>
<b>Georgia St.</b>							
Brett Surrency, 2011-18-21	3	1	2	1	0	0	0
<b>TOTAL</b>	<b>3</b>	<b>1</b>	<b>2</b>	<b>1</b>	<b>0</b>	<b>0</b>	<b>0</b>
<b>Gonzaga</b>							
Einar Thorarinsson, 2001-07	2	0	2	0	0	0	0
<b>TOTAL</b>	<b>2</b>	<b>0</b>	<b>2</b>	<b>0</b>	<b>0</b>	<b>0</b>	<b>0</b>
<b>Grand Canyon</b>							
Schellas Hyndman, 2018-20	2	0	1	1	0	0	0
Leonard Griffin, 2021	1	0	1	0	0	0	0
<b>TOTAL</b>	<b>3</b>	<b>0</b>	<b>2</b>	<b>1</b>	<b>0</b>	<b>0</b>	<b>0</b>
<b>Green Bay</b>							
Aldo Santaga, 1983	1	0	1	0	0	0	0
Tom Poitras, 2009	1	0	1	0	0	0	0
<b>TOTAL</b>	<b>2</b>	<b>0</b>	<b>2</b>	<b>0</b>	<b>0</b>	<b>0</b>	<b>0</b>
<b>Hartford</b>							
Sasho Cirovski, 1991-92	2	1	2	0	0	0	0
Jim Evans, 1996-99	2	2	2	0	0	0	0
<b>TOTAL</b>	<b>4</b>	<b>3</b>	<b>4</b>	<b>0</b>	<b>0</b>	<b>0</b>	<b>0</b>
<b>Hartwick</b>							
David Haase, 1962-64	2	0	2	0	0	0	0
Al Miller, 1968-69-70-71	4	8	4	0	0	0	1

Coach, Years in Tournament	Yrs.	W	L	T	CH	2d	3d
Timo Liekoski, 1973-74-75	3	7	3	0	0	0	1
Jim Lennox, 1976-77-78-79-80-83-84-85-86-87-89-93-95	13	21	13	0	1	0	3
Ian McIntyre, 2005	1	0	1	0	0	0	0
John Scott, 2014-15	2	0	2	0	0	0	0
<b>TOTAL</b>	<b>25</b>	<b>36</b>	<b>25</b>	<b>0</b>	<b>1</b>	<b>0</b>	<b>5</b>

#### Harvard

Bruce Munro, 1968-69-70-71-72	5	10	5	0	0	0	2
George Ford, 1974	1	0	1	0	0	0	0
Jape Shattuck, 1984-86	2	4	2	0	0	0	1
Mike Getman, 1987	1	2	0	1	0	0	1
Steve Locker, 1994-96	2	2	2	0	0	0	0
John Kerr, 2001-06-07	3	1	3	0	0	0	0
Jamie Clark, 2008-09	2	1	2	0	0	0	0
<b>TOTAL</b>	<b>16</b>	<b>20</b>	<b>15</b>	<b>1</b>	<b>0</b>	<b>0</b>	<b>4</b>

#### High Point

EJ O'Keeffe, 2018	1	0	1	0	0	0	0
Zach Haines, 2020-22	2	1	2	0	0	0	0
<b>TOTAL</b>	<b>3</b>	<b>1</b>	<b>3</b>	<b>0</b>	<b>0</b>	<b>0</b>	<b>0</b>

#### Hofstra

Bob Vanderwarker, 1968	1	0	1	0	0	0	0
Richard Nuttall, 2004-05-06-15-21-22	6	5	6	0	0	0	0
<b>TOTAL</b>	<b>7</b>	<b>5</b>	<b>7</b>	<b>0</b>	<b>0</b>	<b>0</b>	<b>0</b>

#### Holy Cross

Elvis Comrie, 2002	1	0	1	0	0	0	0
<b>TOTAL</b>	<b>1</b>	<b>0</b>	<b>1</b>	<b>0</b>	<b>0</b>	<b>0</b>	<b>0</b>

#### Howard \*

Lincoln Phillips, 1972-74-75-76-80	5	12	4	1	1	0	1
<b>TOTAL</b>	<b>10</b>	<b>17</b>	<b>9</b>	<b>1</b>	<b>1</b>	<b>1</b>	<b>1</b>

#### Illinois St.

Tim Carter, 1990	1	0	1	0	0	0	0
<b>TOTAL</b>	<b>1</b>	<b>0</b>	<b>1</b>	<b>0</b>	<b>0</b>	<b>0</b>	<b>0</b>

#### Indiana

Jerry Yeagley, 1974-76-77-78-79-80-81-82-83-84-85-87-88-89-90-91-92-93-94-95-96-97-98-99-2000-01-02-03	28	67	22	1	6	6	4
Mike Freitag, 2004-05-06-07-08-09	6	10	3	2	1	0	0
Todd Yeagley, 2010-11-12-13-14-15-16-17-18-19-20-21-22	13	24	12	2	1	3	1
<b>TOTAL</b>	<b>47</b>	<b>101</b>	<b>37</b>	<b>5</b>	<b>8</b>	<b>9</b>	<b>5</b>

#### Iona

James Hamilton, 2019	1	0	1	0	0	0	0
<b>TOTAL</b>	<b>1</b>	<b>0</b>	<b>1</b>	<b>0</b>	<b>0</b>	<b>0</b>	<b>0</b>

#### Ithaca

Carp Wood, 1965	1	0	1	0	0	0	0
<b>TOTAL</b>	<b>1</b>	<b>0</b>	<b>1</b>	<b>0</b>	<b>0</b>	<b>0</b>	<b>0</b>

#### IUPUI

Steve Franklin, 2000	1	0	1	0	0	0	0
<b>TOTAL</b>	<b>1</b>	<b>0</b>	<b>1</b>	<b>0</b>	<b>0</b>	<b>0</b>	<b>0</b>

#### Jacksonville

Mike Johnson, 2008	1	1	1	0	0	0	0
Mauricio Ruiz, 2020	1	0	0	1	0	0	0
<b>TOTAL</b>	<b>2</b>	<b>1</b>	<b>1</b>	<b>1</b>	<b>0</b>	<b>0</b>	<b>0</b>

#### James Madison

Bob Vanderwarker, 1973-76	2	0	2	0	0	0	0
Tom Martin, 1992-93-94-95-96-2000-01-05-11-14	10	4	10	1	0	0	0
Paul Zazenski, 2018-19-20	3	3	3	0	0	0	0
<b>TOTAL</b>	<b>15</b>	<b>7</b>	<b>15</b>	<b>1</b>	<b>0</b>	<b>0</b>	<b>0</b>

Coach, Years in Tournament	Yrs.	W	L	T	CH	2d	3d
<b>Jefferson</b>							
Walt Chyzowych, 1969-70-73-74-75	5	7	5	0	0	0	0
Barry Barto, 1976-77-78-79-80-81	6	9	6	1	0	0	0
Thomas E. Smith, 1982-83	2	1	2	0	0	0	0
Lew Meehl, 1984-88-89	3	2	2	1	0	0	0
<b>TOTAL</b>	<b>16</b>	<b>19</b>	<b>15</b>	<b>2</b>	<b>0</b>	<b>0</b>	<b>0</b>

#### Kansas City

Rick Benben, 2001-03-08	3	1	3	0	0	0	0
<b>TOTAL</b>	<b>3</b>	<b>1</b>	<b>3</b>	<b>0</b>	<b>0</b>	<b>0</b>	<b>0</b>

#### Kentucky

Ian Collins, 1999-2000-01-03	4	1	4	2	0	0	0
Johan Cedergren, 2012-14-15-16-18-19-20-21-22	9	6	9	0	0	0	0
<b>TOTAL</b>	<b>13</b>	<b>7</b>	<b>13</b>	<b>2</b>	<b>0</b>	<b>0</b>	<b>0</b>

#### La Salle

Bill Wilkinson, 1978	1	0	1	0	0	0	0
<b>TOTAL</b>	<b>1</b>	<b>0</b>	<b>1</b>	<b>0</b>	<b>0</b>	<b>0</b>	<b>0</b>

#### Lafayette

Nelson Rodríguez, 1995	1	1	1	0	0	0	0
Tim Lenahan, 1998	1	0	1	0	0	0	0
Dennis Bohn, 2003-05-12	3	0	3	0	0	0	0
<b>TOTAL</b>	<b>5</b>	<b>1</b>	<b>5</b>	<b>0</b>	<b>0</b>	<b>0</b>	<b>0</b>

#### Lehigh

Dean Koski, 2000-02-06-15-19	5	0	5	1	0	0	0
<b>TOTAL</b>	<b>5</b>	<b>0</b>	<b>5</b>	<b>1</b>	<b>0</b>	<b>0</b>	<b>0</b>

#### Liberty

Jeff Alder, 2007-11	2	0	1	1	0	0	0
<b>TOTAL</b>	<b>2</b>	<b>0</b>	<b>1</b>	<b>1</b>	<b>0</b>	<b>0</b>	<b>0</b>

#### Lipscomb

Charles Morrow, 2017-18-21-22	4	1	4	1	0	0	0
<b>TOTAL</b>	<b>4</b>	<b>1</b>	<b>4</b>	<b>1</b>	<b>0</b>	<b>0</b>	<b>0</b>

#### LIU

Gary Rosenthal, 1963-65	2	0	2	0	0	0	0
Dr. Joe Machnik, 1966-67	2	4	2	1	0	1	1
Alan Young, 1971	1	0	1	0	0	0	0
Daniel Burke, 1972-73	2	1	2	0	0	0	0
Dieter Ficken, 1977	1	0	1	0	0	0	0
Arnie Ramirez, 1981-82-85-86	4	2	4	0	0	0	0
TJ Kostecy, 2004-15-18	3	0	2	1	0	0	0
Michael Mordocco, 2021	1	1	1	0	0	0	0
<b>TOTAL</b>	<b>16</b>	<b>8</b>	<b>15</b>	<b>2</b>	<b>0</b>	<b>1</b>	<b>1</b>

#### LMU (CA)

Paul Krumpke, 2001-02-03-04-09-13-19-20	8	2	6	2	0	0	0
<b>TOTAL</b>	<b>8</b>	<b>2</b>	<b>6</b>	<b>2</b>	<b>0</b>	<b>0</b>	<b>0</b>

#### Louisville

Ken Lolla, 2007-08-09-10-11-12-13-14-16-17-18	11	14	10	2	0	1	0
John Michael Hayden, 2019-21-22	3	2	3	0	0	0	0
<b>TOTAL</b>	<b>14</b>	<b>16</b>	<b>13</b>	<b>2</b>	<b>0</b>	<b>1</b>	<b>0</b>

#### Loyola Chicago

Brendan Eitz, 2006-08-11	3	0	2	1	0	0	0
Neil Jones, 2016-19	2	1	2	0	0	0	0
<b>TOTAL</b>	<b>5</b>	<b>1</b>	<b>4</b>	<b>1</b>	<b>0</b>	<b>0</b>	<b>0</b>

#### Loyola Maryland

Bill Sento, 1986-87-93	3	5	3	0	0	0	0
Mark Metrick, 2001-02-07-08-09	5	2	4	1	0	0	0
Steve Nichols, 2021	1	0	0	1	0	0	0
<b>TOTAL</b>	<b>9</b>	<b>7</b>	<b>7</b>	<b>2</b>	<b>0</b>	<b>0</b>	<b>0</b>

Coach, Years in Tournament	Yrs.	W	L	T	CH	2d	3d
<b>Marist</b>							
Bob Herodes, 2004-05	2	0	2	0	0	0	0
Matt Viggiano, 2021	1	0	1	0	0	0	0
<b>TOTAL</b>	<b>3</b>	<b>0</b>	<b>3</b>	<b>0</b>	<b>0</b>	<b>0</b>	<b>0</b>
<b>Marquette</b>							
Steve Adlard, 1997	1	0	1	0	0	0	0
Louis Bennett, 2012-13-20	3	1	3	1	0	0	0
<b>TOTAL</b>	<b>4</b>	<b>1</b>	<b>4</b>	<b>1</b>	<b>0</b>	<b>0</b>	<b>0</b>
<b>Marshall</b>							
Chris Grassie, 2019-20-21-22	4	6	3	2	1	0	0
<b>TOTAL</b>	<b>4</b>	<b>6</b>	<b>3</b>	<b>2</b>	<b>1</b>	<b>0</b>	<b>0</b>
<b>Maryland</b>							
Doyle Royal, 1959-60-61-62-63-64-67-68-69-70	10	12	9	1	1	2	2
Jim Dietsch, 1976	1	0	1	0	0	0	0
Alden Shattuck, 1986	1	0	1	0	0	0	0
Sasho Cirovski, 1994-95-96-97-98-99- 2001-02-03-04-05-06-07-08-09-10-11- 12-13-14-15-16-17-18-19-20-21-22	28	49	21	7	3	1	5
<b>TOTAL</b>	<b>40</b>	<b>61</b>	<b>32</b>	<b>8</b>	<b>4</b>	<b>3</b>	<b>7</b>
<b>Massachusetts</b>							
Sam Koch, 2001-07-08	3	5	3	0	0	0	1
Fran O'Leary, 2017-20	2	0	2	0	0	0	0
<b>TOTAL</b>	<b>5</b>	<b>5</b>	<b>5</b>	<b>0</b>	<b>0</b>	<b>0</b>	<b>1</b>
<b>Memphis</b>							
Chris Bartels, 1993	1	0	1	0	0	0	0
Richie Grant, 2004	1	0	1	0	0	0	0
Richard Mulrooney, 2022	1	0	1	0	0	0	0
<b>TOTAL</b>	<b>3</b>	<b>0</b>	<b>3</b>	<b>0</b>	<b>0</b>	<b>0</b>	<b>0</b>
<b>Mercer</b>							
Tom Melville, 2001	1	0	1	0	0	0	0
Brad Ruzzo, 2016-17-19-21	4	0	4	0	0	0	0
<b>TOTAL</b>	<b>5</b>	<b>0</b>	<b>5</b>	<b>0</b>	<b>0</b>	<b>0</b>	<b>0</b>
<b>Michigan</b>							
Steve Burns, 2003-04-08-10	4	6	4	1	0	0	1
Chaka Daley, 2012-17-18-19	4	1	3	3	0	0	0
<b>TOTAL</b>	<b>8</b>	<b>7</b>	<b>7</b>	<b>4</b>	<b>0</b>	<b>0</b>	<b>1</b>
<b>Michigan St.</b>							
Gene Kenney, 1962-63-64-65-66-67-68-69	8	15	5	4	2	2	2
Joe Baum, 2001-04-07-08	4	1	3	1	0	0	0
Damon Rensing, 2009-10-12-13-14-16-17-18	8	12	5	4	0	0	1
<b>TOTAL</b>	<b>20</b>	<b>28</b>	<b>13</b>	<b>9</b>	<b>2</b>	<b>2</b>	<b>3</b>
<b>Middlebury</b>							
Joseph Morrone, 1965	1	0	1	0	0	0	0
Thomas Lawson, 1970	1	0	1	0	0	0	0
<b>TOTAL</b>	<b>2</b>	<b>0</b>	<b>2</b>	<b>0</b>	<b>0</b>	<b>0</b>	<b>0</b>
<b>Milwaukee</b>							
Dan Harris, 1979-80	2	0	2	0	0	0	0
Brian Tompkins, 1990	1	0	1	0	0	0	0
Louis Bennett, 2001-02-03-04-05	5	4	4	1	0	0	0
Kris Kelderman, 2013-20	2	0	2	0	0	0	0
<b>TOTAL</b>	<b>10</b>	<b>4</b>	<b>9</b>	<b>1</b>	<b>0</b>	<b>0</b>	<b>0</b>
<b>Missouri St.</b>							
Jon Leamy, 1997-99-2009-19-20-21	6	2	6	0	0	0	0
Michael Seabolt, 2022	1	0	1	0	0	0	0
<b>TOTAL</b>	<b>7</b>	<b>2</b>	<b>7</b>	<b>0</b>	<b>0</b>	<b>0</b>	<b>0</b>
<b>Monmouth</b>							

Coach, Years in Tournament	Yrs.	W	L	T	CH	2d	3d
Robert McCourt, 2006-09-10-11-14-20	6	1	6	2	0	0	0
<b>TOTAL</b>	<b>6</b>	<b>1</b>	<b>6</b>	<b>2</b>	<b>0</b>	<b>0</b>	<b>0</b>
<b>Montclair St.</b>							
Leonard Lucenko, 1969	1	0	1	0	0	0	0
<b>TOTAL</b>	<b>1</b>	<b>0</b>	<b>1</b>	<b>0</b>	<b>0</b>	<b>0</b>	<b>0</b>
<b>Navy</b>							
Glenn Warner, 1963-64-65-66-67-69-70-71-74	9	14	8	0	1	1	2
Greg Myers, 1988	1	0	1	0	0	0	0
Dave Brandt, 2013	1	1	1	0	0	0	0
Tim O'Donohue, 2022	1	0	1	0	0	0	0
<b>TOTAL</b>	<b>12</b>	<b>15</b>	<b>11</b>	<b>0</b>	<b>1</b>	<b>1</b>	<b>2</b>
<b>NC State</b>							
Larry Gross, 1981-83-84-85	4	0	4	0	0	0	0
George Tarantini, 1986-87-90-91-92-94-2003-05-09	9	5	9	1	0	0	1
George Kiefer, 2017-18-19	3	1	3	0	0	0	0
<b>TOTAL</b>	<b>16</b>	<b>6</b>	<b>16</b>	<b>1</b>	<b>0</b>	<b>0</b>	<b>1</b>
<b>New Hampshire</b>							
Mike Noonan, 1994	1	0	1	0	0	0	0
Marc Hubbard, 2017-18-19-20-21-22	6	4	5	2	0	0	0
<b>TOTAL</b>	<b>7</b>	<b>4</b>	<b>6</b>	<b>2</b>	<b>0</b>	<b>0</b>	<b>0</b>
<b>New Mexico</b>							
Klaus Weber, 2001	1	1	1	0	0	0	0
Jeremy Fishbein, 2002-04-05-06-07-09-10-11-12-13-16	11	11	9	4	0	1	1
<b>TOTAL</b>	<b>12</b>	<b>12</b>	<b>10</b>	<b>4</b>	<b>0</b>	<b>1</b>	<b>1</b>
<b>Niagara</b>							
Chase Brooks, 2012	1	0	1	0	0	0	0
<b>TOTAL</b>	<b>1</b>	<b>0</b>	<b>1</b>	<b>0</b>	<b>0</b>	<b>0</b>	<b>0</b>
<b>NJIT</b>							
Fernando Barboto, 2019	1	0	1	0	0	0	0
<b>TOTAL</b>	<b>1</b>	<b>0</b>	<b>1</b>	<b>0</b>	<b>0</b>	<b>0</b>	<b>0</b>
<b>NIU</b>							
Dave Bucher, 1973	1	0	1	0	0	0	0
Steve Simmons, 2006	1	1	1	0	0	0	0
Eric Luzzi, 2011	1	1	1	0	0	0	0
Ryan Swan, 2021	1	1	1	0	0	0	0
<b>TOTAL</b>	<b>4</b>	<b>3</b>	<b>4</b>	<b>0</b>	<b>0</b>	<b>0</b>	<b>0</b>
<b>North Carolina</b>							
Marvin Allen, 1968	1	0	1	0	0	0	0
Anson Dorrance, 1987-88	2	4	2	0	0	0	1
Elmar Bolowich, 1990-91-93-94-99-2000- 01-02-03-04-05-06-08-09-10	15	20	13	4	1	1	2
Carlos Somoano, 2011-12-13-14-15-16-17-18-20-21-22	11	17	8	6	1	0	3
<b>TOTAL</b>	<b>29</b>	<b>41</b>	<b>24</b>	<b>10</b>	<b>2</b>	<b>1</b>	<b>5</b>
<b>North Florida</b>							
Derek Marinatos, 2015	1	0	1	0	0	0	0
<b>TOTAL</b>	<b>1</b>	<b>0</b>	<b>1</b>	<b>0</b>	<b>0</b>	<b>0</b>	<b>0</b>
<b>North Texas</b>							
Richard Lowe, 1982	1	1	1	0	0	0	0
<b>TOTAL</b>	<b>1</b>	<b>1</b>	<b>1</b>	<b>0</b>	<b>0</b>	<b>0</b>	<b>0</b>
<b>Northeastern</b>							
Ed Matz, 2002	1	1	1	0	0	0	0
Brian Ainscough, 2012	1	1	1	0	0	0	0
<b>TOTAL</b>	<b>2</b>	<b>2</b>	<b>2</b>	<b>0</b>	<b>0</b>	<b>0</b>	<b>0</b>
<b>Northwestern</b>							

Coach, Years in Tournament	Yrs.	W	L	T	CH	2d	3d
Tim Lenahan, 2004-06-07-08-09-11-12-13-14	9	9	9	1	0	0	0
<b>TOTAL</b>	<b>9</b>	<b>9</b>	<b>9</b>	<b>1</b>	<b>0</b>	<b>0</b>	<b>0</b>
<b>Notre Dame</b>							
Dennis Grace, 1988	1	0	1	0	0	0	0
Mike Berticelli, 1993-94-96	3	1	3	0	0	0	0
Bobby Clark, 2001-02-03-04-05-06-07-08-09-10-12-13-14-15-16-17	16	17	14	2	1	0	0
Chad Riley, 2018-19-21	3	3	2	3	0	0	1
<b>TOTAL</b>	<b>23</b>	<b>21</b>	<b>20</b>	<b>5</b>	<b>1</b>	<b>0</b>	<b>1</b>
<b>NYU</b>							
Unknown	3	1	3	0	0	0	0
<b>TOTAL</b>	<b>3</b>	<b>1</b>	<b>3</b>	<b>0</b>	<b>0</b>	<b>0</b>	<b>0</b>
<b>Oakland</b>							
Gary Parsons, 2002-03-07-08	4	1	3	1	0	0	0
Eric Pogue, 2010-14-15-21	4	1	3	1	0	0	0
<b>TOTAL</b>	<b>8</b>	<b>2</b>	<b>6</b>	<b>2</b>	<b>0</b>	<b>0</b>	<b>0</b>
<b>Ohio</b>							
Unknown	3	1	3	0	0	0	0
<b>TOTAL</b>	<b>3</b>	<b>1</b>	<b>3</b>	<b>0</b>	<b>0</b>	<b>0</b>	<b>0</b>
<b>Ohio St.</b>							
John Bluem, 2000-01-04-05-07-08-09-10-14-15	10	7	10	3	0	1	0
Brian Maisonneuve, 2022	1	1	0	1	0	0	0
<b>TOTAL</b>	<b>11</b>	<b>8</b>	<b>10</b>	<b>4</b>	<b>0</b>	<b>1</b>	<b>0</b>
<b>Old Dominion</b>							
Mike Berticelli, 1989	1	0	1	0	0	0	0
Ralph Perez, 1991	1	0	1	0	0	0	0
Alan Dawson, 2002-03-04-05-06-07-10-11-12-13-14-17	12	9	11	3	0	0	0
<b>TOTAL</b>	<b>14</b>	<b>9</b>	<b>13</b>	<b>3</b>	<b>0</b>	<b>0</b>	<b>0</b>
<b>Omaha</b>							
Jason Mims, 2017	1	0	1	0	0	0	0
Bob Warming, 2020	1	1	1	0	0	0	0
<b>TOTAL</b>	<b>2</b>	<b>1</b>	<b>2</b>	<b>0</b>	<b>0</b>	<b>0</b>	<b>0</b>
<b>Oregon St.</b>							
Dana Taylor, 2002-03	2	0	2	0	0	0	0
Steve Simmons, 2014	1	1	1	0	0	0	0
Terry Boss, 2018-20-21-22	4	3	3	1	0	0	0
<b>TOTAL</b>	<b>7</b>	<b>4</b>	<b>6</b>	<b>1</b>	<b>0</b>	<b>0</b>	<b>0</b>
<b>Pacific</b>							
Ryan Jordan, 2016-17-18	3	3	2	1	0	0	0
<b>TOTAL</b>	<b>3</b>	<b>3</b>	<b>2</b>	<b>1</b>	<b>0</b>	<b>0</b>	<b>0</b>
<b>Penn</b>							
Bob Seddon, 1969-70-71-72-73-77	6	6	5	2	0	0	0
Rudy Fuller, 2002-08-10-13	4	2	3	1	0	0	0
Brian Gill, 2022	1	1	1	0	0	0	0
<b>TOTAL</b>	<b>11</b>	<b>9</b>	<b>9</b>	<b>3</b>	<b>0</b>	<b>0</b>	<b>0</b>
<b>Penn St.</b>							
Herb Schmidt, 1970-71-72-73	4	5	4	0	0	0	0
Walter Bahr, 1974-75-76-77-78-79-80-81-82-84-85-86	12	8	11	2	0	0	1
Barry Gorman, 1988-89-92-93-94-95-98-99-2001-02-04-05-09	13	10	11	2	0	0	0
Bob Warming, 2010-13-14	3	4	3	0	0	0	0
Jeff Cook, 2019-20-21	3	1	3	0	0	0	0
<b>TOTAL</b>	<b>35</b>	<b>28</b>	<b>32</b>	<b>4</b>	<b>0</b>	<b>0</b>	<b>1</b>
<b>Pittsburgh</b>							
Leo Bemis, 1962-65	2	0	2	0	0	0	0
Jay Vidovich, 2019-20-21-22	4	10	3	1	0	0	2

Coach, Years in Tournament	Yrs.	W	L	T	CH	2d	3d
<b>TOTAL</b>	<b>6</b>	<b>10</b>	<b>5</b>	<b>1</b>	<b>0</b>	<b>0</b>	<b>2</b>
<b>Portland</b>							
Clive Charles, 1988-89-90-91-92-93-95-99-2001-02	10	10	8	2	0	0	2
Bill Irwin, 2003-04-07-09	4	4	4	0	0	0	0
Nick Carlin-Voigt, 2016-18-21-22	4	5	3	1	0	0	0
<b>TOTAL</b>	<b>18</b>	<b>19</b>	<b>15</b>	<b>3</b>	<b>0</b>	<b>0</b>	<b>2</b>
<b>Presbyterian</b>							
Jonathan Potter, 2017	1	0	1	0	0	0	0
<b>TOTAL</b>	<b>1</b>	<b>0</b>	<b>1</b>	<b>0</b>	<b>0</b>	<b>0</b>	<b>0</b>
<b>Princeton</b>							
Bill Muse, 1977-79	2	1	2	0	0	0	0
Bob Bradley, 1989-93-95	3	3	3	0	0	0	1
Jim Barlow, 1999-2001-09-10-18-21	6	0	5	1	0	0	0
<b>TOTAL</b>	<b>11</b>	<b>4</b>	<b>10</b>	<b>1</b>	<b>0</b>	<b>0</b>	<b>1</b>
<b>Providence</b>							
Bill Doyle, 1983	1	0	1	0	0	0	0
Chaka Daley, 2005-06-07-10-11	5	3	5	0	0	0	0
Craig Stewart, 2013-14-16-19-21	5	10	5	1	0	0	1
<b>TOTAL</b>	<b>11</b>	<b>13</b>	<b>11</b>	<b>1</b>	<b>0</b>	<b>0</b>	<b>1</b>
<b>Quinnipiac</b>							
Eric Da Costa, 2013-22	2	0	2	0	0	0	0
<b>TOTAL</b>	<b>2</b>	<b>0</b>	<b>2</b>	<b>0</b>	<b>0</b>	<b>0</b>	<b>0</b>
<b>Radford</b>							
Marc Reeves, 2015-16	2	0	2	0	0	0	0
<b>TOTAL</b>	<b>2</b>	<b>0</b>	<b>2</b>	<b>0</b>	<b>0</b>	<b>0</b>	<b>0</b>
<b>Rensselaer</b>							
Alan Goodyear, 1969	1	0	1	0	0	0	0
<b>TOTAL</b>	<b>1</b>	<b>0</b>	<b>1</b>	<b>0</b>	<b>0</b>	<b>0</b>	<b>0</b>
<b>Rhode Island</b>							
Géza Henni, 1972-76-77-79	4	1	4	1	0	0	0
Ed Bradley, 1995-96-99-2000-03-05	6	1	6	0	0	0	0
John O'Connor, 2006	1	0	0	2	0	0	0
Gareth Elliott, 2018-19	2	1	2	0	0	0	0
<b>TOTAL</b>	<b>13</b>	<b>3</b>	<b>12</b>	<b>3</b>	<b>0</b>	<b>0</b>	<b>0</b>
<b>Richmond</b>							
Tim O'Sullivan, 1990	1	0	1	0	0	0	0
Jeff Gettler, 1998-02	2	0	2	0	0	0	0
<b>TOTAL</b>	<b>3</b>	<b>0</b>	<b>3</b>	<b>0</b>	<b>0</b>	<b>0</b>	<b>0</b>
<b>Rider</b>							
Russ Fager, 1997-98	2	0	2	0	0	0	0
Charlie Inverso, 2015-16-18	3	0	3	0	0	0	0
<b>TOTAL</b>	<b>5</b>	<b>0</b>	<b>5</b>	<b>0</b>	<b>0</b>	<b>0</b>	<b>0</b>
<b>Robert Morris</b>							
John Kowalski, 1993-94	2	0	2	0	0	0	0
Bill Denniston, 2005	1	0	1	0	0	0	0
<b>TOTAL</b>	<b>3</b>	<b>0</b>	<b>3</b>	<b>0</b>	<b>0</b>	<b>0</b>	<b>0</b>
<b>Rutgers</b>							
George Douchat, 1960-61	2	1	2	0	0	0	1
Bob Reasso, 1983-87-89-90-91-93-94-96-97-99-2001-03-06	13	14	12	2	0	1	2
Dan Donigan, 2011-15	2	1	2	2	0	0	0
Jim McElderry, 2022	1	0	1	0	0	0	0
<b>TOTAL</b>	<b>18</b>	<b>16</b>	<b>17</b>	<b>4</b>	<b>0</b>	<b>1</b>	<b>3</b>
<b>Sacramento St.</b>							
Michael Linenberger, 2009-10	2	2	2	0	0	0	0
<b>TOTAL</b>	<b>2</b>	<b>2</b>	<b>2</b>	<b>0</b>	<b>0</b>	<b>0</b>	<b>0</b>
<b>Saint Joseph's</b>							

Coach, Years in Tournament	Yrs.	W	L	T	CH	2d	3d
Jack Dunn, 1966-71-72	3	0	3	0	0	0	0
<b>TOTAL</b>	<b>3</b>	<b>0</b>	<b>3</b>	<b>0</b>	<b>0</b>	<b>0</b>	<b>0</b>
<b>Saint Louis</b>							
Bob Guelker, 1959-60-61-62-63-64-65-66	8	21	3	0	5	1	1
Harry Keough, 1967-68-69-70-71-72-73-74-75-76-77-78-79-80-81	15	28	10	1	5	2	0
Joe Clarke, 1983-84-86-87-88-89-90-91-92-93-94-95	12	8	12	1	0	0	1
Bob Warming, 1997-98-99-2000	4	3	3	2	0	0	1
Dan Donigan, 2001-02-03-06-07-08-09	7	7	6	1	0	0	0
Mike McGinty, 2012-14	2	1	2	0	0	0	0
Kevin Kalish, 2021-22	2	3	2	0	0	0	0
<b>TOTAL</b>	<b>50</b>	<b>71</b>	<b>38</b>	<b>5</b>	<b>10</b>	<b>3</b>	<b>3</b>
<b>Saint Mary's (CA)</b>							
Adam Cooper, 2009-11-18-19	4	4	3	1	0	0	0
<b>TOTAL</b>	<b>4</b>	<b>4</b>	<b>3</b>	<b>1</b>	<b>0</b>	<b>0</b>	<b>0</b>
<b>Saint Peter's</b>							
Cesar Markovic, 2003	1	1	1	0	0	0	0
Guy Abrahamson, 2007-10	2	0	2	0	0	0	0
<b>TOTAL</b>	<b>3</b>	<b>1</b>	<b>3</b>	<b>0</b>	<b>0</b>	<b>0</b>	<b>0</b>
<b>San Diego</b>							
Seamus McFadden, 1990-92-93-94-95-98-99-2000-01-02-03-09-12-14	14	12	12	2	0	1	0
Brian Quinn, 2022	1	0	1	0	0	0	0
<b>TOTAL</b>	<b>15</b>	<b>12</b>	<b>13</b>	<b>2</b>	<b>0</b>	<b>1</b>	<b>0</b>
<b>San Diego St. *</b>							
George Logan, 1969	1	0	1	0	0	0	0
Chuck Clegg, 1982-87-88-89	4	3	3	3	0	1	0
Lev Kirshner, 2005-06-16	3	0	2	1	0	0	0
<b>TOTAL</b>	<b>8</b>	<b>3</b>	<b>6</b>	<b>4</b>	<b>0</b>	<b>1</b>	<b>0</b>
<b>San Francisco *</b>							
Gus Donoghue, 1959	1	0	1	0	0	0	0
Bob Braghetta, 1961	1	0	1	0	0	0	0
Stephen Negoesco, 1963-65-66-67-68-69-70-71-73-74-75-76-77-79-80-81-82-83-84-86-87-91-93-94	24	35	18	4	4	2	1
Erik Visser, 2004-05-06-08	4	0	4	0	0	0	0
Eddie Soto, 2017	1	1	1	0	0	0	0
<b>TOTAL</b>	<b>31</b>	<b>36</b>	<b>25</b>	<b>4</b>	<b>4</b>	<b>2</b>	<b>1</b>
<b>San Jose St.</b>							
Julius Menendez, 1963-64-66-67-68-69-70-71-72-74-76	11	6	11	1	0	0	1
Gary St. Clair, 1998-2000-03	3	0	3	0	0	0	0
<b>TOTAL</b>	<b>14</b>	<b>6</b>	<b>14</b>	<b>1</b>	<b>0</b>	<b>0</b>	<b>1</b>
<b>Santa Clara</b>							
Dave Chaplik, 1973-78-79	3	1	3	0	0	0	0
Steve Sampson, 1989-90	2	3	1	1	1	0	0
Mitch Murray, 1991-93-95-96-97-98-99-2001	8	13	8	1	0	2	1
Cameron Rast, 2003-04-05-06-07-10-15-21	8	8	7	3	0	0	1
<b>TOTAL</b>	<b>21</b>	<b>25</b>	<b>19</b>	<b>5</b>	<b>1</b>	<b>2</b>	<b>2</b>
<b>Seattle U</b>							
Peter Fewing, 2013-15-17-19-21	5	4	4	1	0	0	0
<b>TOTAL</b>	<b>5</b>	<b>4</b>	<b>4</b>	<b>1</b>	<b>0</b>	<b>0</b>	<b>0</b>
<b>Seton Hall</b>							
Ed Kelly, 1986-87	2	0	2	0	0	0	0
Manfred Schellscheidt, 1988-90-91-92-2001-02-03-04-05	9	5	9	1	0	0	0
Andreas Lindberg, 2020-22	2	1	2	1	0	0	0
<b>TOTAL</b>	<b>13</b>	<b>6</b>	<b>13</b>	<b>2</b>	<b>0</b>	<b>0</b>	<b>0</b>

Coach, Years in Tournament	Yrs.	W	L	T	CH	2d	3d
<b>SIUE</b>							
Bob Guelker, 1969-70-71-73-74-75-76-77-78-79-80-81-82	13	19	12	0	1	1	2
David Korn/Brian Jones, 2014	1	1	1	0	0	0	0
Mario Sanchez, 2016	1	0	1	2	0	0	0
<b>TOTAL</b>	<b>15</b>	<b>20</b>	<b>14</b>	<b>2</b>	<b>1</b>	<b>1</b>	<b>2</b>
<b>SMU</b>							
Jimmy Benedek, 1979-80-83	3	1	3	0	0	0	0
Schellas Hyndman, 1984-85-86-87-88-89-90-91-92-94-95-96-97-98-99-2000-01-02-03-04-05-06-07	23	29	18	5	0	0	2
Tim McClements, 2010-11-12	3	1	1	3	0	0	0
Kevin Hudson, 2015-17-18-19-22	5	6	5	0	0	0	0
<b>TOTAL</b>	<b>34</b>	<b>37</b>	<b>27</b>	<b>8</b>	<b>0</b>	<b>0</b>	<b>2</b>
<b>South Carolina</b>							
Mark Berson, 1979-85-86-87-88-89-90-92-93-94-95-97-98-2000-01-02-04-05-10-11-15-16	22	17	21	2	0	1	1
<b>TOTAL</b>	<b>22</b>	<b>17</b>	<b>21</b>	<b>2</b>	<b>0</b>	<b>1</b>	<b>1</b>
<b>South Fla.</b>							
Dan Holcomb, 1969-70-71-73-75-82	6	2	6	0	0	0	0
T. Logan Fleck, 1996	1	0	1	0	0	0	0
David Christiansen, 1997	1	2	1	0	0	0	0
John Hackworth, 1998-2001	2	1	2	0	0	0	0
George Kiefer, 2005-07-08-09-10-11-12-13-15-16	10	6	8	5	0	0	0
Bob Butehorn, 2019-22	2	1	2	0	0	0	0
<b>TOTAL</b>	<b>22</b>	<b>12</b>	<b>20</b>	<b>5</b>	<b>0</b>	<b>0</b>	<b>0</b>
<b>Southern Conn. St.</b>							
Bob Dikranian, 1969-71	2	0	2	0	0	0	0
<b>TOTAL</b>	<b>2</b>	<b>0</b>	<b>2</b>	<b>0</b>	<b>0</b>	<b>0</b>	<b>0</b>
<b>Springfield</b>							
Irvin R. Schmid, 1962	1	1	1	0	0	0	1
Fred Geisler, 1963	1	0	1	0	0	0	0
<b>TOTAL</b>	<b>2</b>	<b>1</b>	<b>2</b>	<b>0</b>	<b>0</b>	<b>0</b>	<b>1</b>
<b>St. Francis Brooklyn</b>							
Carlo Tramontozzi, 1974-76-77-78-82	5	3	5	0	0	0	0
Tom Giovatto, 2013-14-16-17-20	5	1	4	1	0	0	0
<b>TOTAL</b>	<b>10</b>	<b>4</b>	<b>9</b>	<b>1</b>	<b>0</b>	<b>0</b>	<b>0</b>
<b>St. John's (NY)</b>							
Dave Masur, 1992-93-94-95-96-97-98-99-2000-01-02-03-04-05-06-08-09-11-12-13-19-21	22	28	21	1	1	1	2
<b>TOTAL</b>	<b>22</b>	<b>28</b>	<b>21</b>	<b>1</b>	<b>1</b>	<b>1</b>	<b>2</b>
<b>Stanford</b>							
Fred Priddle, 1962	1	0	1	0	0	0	0
Nelson Lodge, 1978	1	0	1	0	0	0	0
Colin Lindores, 1991-92	2	0	2	0	0	0	0
Bobby Clark, 1997-98-99-2000	4	6	3	1	0	1	0
Bret Simon, 2001-02-09	3	9	3	0	0	1	1
Jeremy Gunn, 2013-14-15-16-17-18-19-20-22	9	17	5	8	3	0	1
<b>TOTAL</b>	<b>20</b>	<b>32</b>	<b>15</b>	<b>9</b>	<b>3</b>	<b>2</b>	<b>2</b>
<b>Stetson</b>							
Sean Murphy, 2005	1	0	1	0	0	0	0
T. Logan Fleck, 2009	1	0	1	0	0	0	0
<b>TOTAL</b>	<b>2</b>	<b>0</b>	<b>2</b>	<b>0</b>	<b>0</b>	<b>0</b>	<b>0</b>
<b>Stony Brook</b>							
Cesar Markovic, 2005-09	2	1	2	0	0	0	0
Ryan Anatol, 2011	1	0	0	1	0	0	0
<b>TOTAL</b>	<b>3</b>	<b>1</b>	<b>2</b>	<b>1</b>	<b>0</b>	<b>0</b>	<b>0</b>

Coach, Years in Tournament	Yrs.	W	L	T	CH	2d	3d
<b>SUNY Brockport</b>							
A. Huntley Parker Jr., 1961-68	2	0	1	1	0	0	0
<b>TOTAL</b>	<b>2</b>	<b>0</b>	<b>1</b>	<b>1</b>	<b>0</b>	<b>0</b>	<b>0</b>
<b>SUNY Cortland</b>							
T. Fred "Prof" Holloway, 1960-64-66	3	0	3	0	0	0	0
<b>TOTAL</b>	<b>3</b>	<b>0</b>	<b>3</b>	<b>0</b>	<b>0</b>	<b>0</b>	<b>0</b>
<b>SUNY Oneonta</b>							
Garth Stam, 1973-74-75	3	1	3	0	0	0	0
<b>TOTAL</b>	<b>3</b>	<b>1</b>	<b>3</b>	<b>0</b>	<b>0</b>	<b>0</b>	<b>0</b>
<b>Syracuse</b>							
Alden Shattuck, 1984	1	0	1	0	0	0	0
Ian McIntyre, 2012-14-15-16-18-19-22	7	13	4	2	1	0	1
<b>TOTAL</b>	<b>8</b>	<b>13</b>	<b>5</b>	<b>2</b>	<b>1</b>	<b>0</b>	<b>1</b>
<b>Temple</b>							
Pete Leanness, 1966-67-68	3	2	3	0	0	0	0
Walter Bahr, 1973	1	0	1	0	0	0	0
John Boles, 1976-78-85	3	2	3	0	0	0	0
<b>TOTAL</b>	<b>7</b>	<b>4</b>	<b>7</b>	<b>0</b>	<b>0</b>	<b>0</b>	<b>0</b>
<b>Towson</b>							
Frank Olszewski, 2001-06	2	2	2	0	0	0	0
<b>TOTAL</b>	<b>2</b>	<b>2</b>	<b>2</b>	<b>0</b>	<b>0</b>	<b>0</b>	<b>0</b>
<b>Trinity (CT)</b>							
Roy Dath, 1964-65-67-68	4	3	4	0	0	0	0
<b>TOTAL</b>	<b>4</b>	<b>3</b>	<b>4</b>	<b>0</b>	<b>0</b>	<b>0</b>	<b>0</b>
<b>Tulsa</b>							
Randy Waldrum, 1991	1	0	1	0	0	0	0
Tom McIntosh, 2003-04-07-08-09-10-12-14-15-16-21-22	12	11	11	2	0	0	0
<b>TOTAL</b>	<b>13</b>	<b>11</b>	<b>12</b>	<b>2</b>	<b>0</b>	<b>0</b>	<b>0</b>
<b>UAB</b>							
Mike Getman, 1994-99-2000-01-06-11-12-14	8	4	6	2	0	0	0
<b>TOTAL</b>	<b>8</b>	<b>4</b>	<b>6</b>	<b>2</b>	<b>0</b>	<b>0</b>	<b>0</b>
<b>UC Davis</b>							
Dwayne Shaffer, 2007-08-19	3	1	3	0	0	0	0
<b>TOTAL</b>	<b>3</b>	<b>1</b>	<b>3</b>	<b>0</b>	<b>0</b>	<b>0</b>	<b>0</b>
<b>UC Irvine</b>							
George Kuntz, 2008-09-11-13	4	2	4	0	0	0	0
Chris Volk, 2014	1	2	1	0	0	0	0
Yossi Raz, 2018	1	0	1	1	0	0	0
<b>TOTAL</b>	<b>6</b>	<b>4</b>	<b>6</b>	<b>1</b>	<b>0</b>	<b>0</b>	<b>0</b>
<b>UC Riverside</b>							
Tim Cupello, 2018-22	2	0	2	0	0	0	0
<b>TOTAL</b>	<b>2</b>	<b>0</b>	<b>2</b>	<b>0</b>	<b>0</b>	<b>0</b>	<b>0</b>
<b>UC Santa Barbara</b>							
Tim Vom Steeg, 2002-03-04-05-06-07-08-09-10-11-13-15-19-21	14	21	12	2	1	1	0
<b>TOTAL</b>	<b>14</b>	<b>21</b>	<b>12</b>	<b>2</b>	<b>1</b>	<b>1</b>	<b>0</b>
<b>UCF</b>							
Bob Winch, 2002-03-04	3	1	3	0	0	0	0
Bryan Cunningham, 2010-11	2	2	2	0	0	0	0
Scott Calabrese, 2018-19-20	3	2	3	0	0	0	0
<b>TOTAL</b>	<b>8</b>	<b>5</b>	<b>8</b>	<b>0</b>	<b>0</b>	<b>0</b>	<b>0</b>
<b>UCLA</b>							
Dennis Storer, 1968-70-71-72-73	5	10	5	0	0	3	0
Terry Fisher, 1974	1	2	2	0	0	0	0
Steve Gay, 1975-76-77	3	1	3	0	0	0	0

Coach, Years in Tournament	Yrs.	W	L	T	CH	2d	3d
Sigi Schmid, 1980-83-84-85-86-87-88-89-90-91-92-93-94-95-96-97-98	17	26	14	3	3	0	2
Todd Saldana, 1999-2000-01	3	5	3	0	0	0	1
Tom Fitzgerald, 2002-03	2	7	1	0	1	0	0
Jorge Salcedo, 2004-05-06-07-08-09-10-11-12-13-14-15-16-18	14	19	12	3	0	2	1
Ryan Jorden, 2021-22	2	3	2	0	0	0	0
<b>TOTAL</b>	<b>47</b>	<b>73</b>	<b>42</b>	<b>6</b>	<b>4</b>	<b>5</b>	<b>4</b>
<b>UConn</b>							
John Squires, 1960-66	2	1	2	0	0	0	1
Joseph Morrone, 1972-73-74-75-76-78-79-80-81-82-83-84-85-87-88-89	16	14	13	4	1	0	2
Ray Reid, 1998-99-2000-01-02-03-04-05-06-07-08-09-10-11-12-13-15-18	18	24	12	7	1	0	1
<b>TOTAL</b>	<b>36</b>	<b>39</b>	<b>27</b>	<b>11</b>	<b>2</b>	<b>0</b>	<b>4</b>
<b>UIC</b>							
Sasha Begovic, 1999-2000	2	1	2	0	0	0	0
John Trask, 2006-07-08	3	3	3	3	0	0	0
Sean Phillips, 2016-17-18	3	0	3	0	0	0	0
<b>TOTAL</b>	<b>8</b>	<b>4</b>	<b>8</b>	<b>3</b>	<b>0</b>	<b>0</b>	<b>0</b>
<b>UMBC</b>							
Pete Caringi, 1999-2010-12-13-14	5	3	2	6	0	0	0
<b>TOTAL</b>	<b>5</b>	<b>3</b>	<b>2</b>	<b>6</b>	<b>0</b>	<b>0</b>	<b>0</b>
<b>UNCW</b>							
Aidan Heaney, 2009-14-17-18	4	2	3	2	0	0	0
<b>TOTAL</b>	<b>4</b>	<b>2</b>	<b>3</b>	<b>2</b>	<b>0</b>	<b>0</b>	<b>0</b>
<b>UNC Greensboro</b>							
Michael Parker, 1993-94-95-96-98-2004-05-06-08	9	7	8	2	0	0	0
Justin Maullin, 2010	1	0	1	0	0	0	0
Chris Rich, 2020-22	2	0	2	2	0	0	0
<b>TOTAL</b>	<b>12</b>	<b>7</b>	<b>11</b>	<b>4</b>	<b>0</b>	<b>0</b>	<b>0</b>
<b>UNLV *</b>							
Barry Barto, 1983-84-85-88	4	2	4	0	0	0	0
Rich Ryerson, 2014-16	2	0	2	1	0	0	0
<b>TOTAL</b>	<b>6</b>	<b>2</b>	<b>6</b>	<b>1</b>	<b>0</b>	<b>0</b>	<b>0</b>
<b>Utah Valley</b>							
Greg Maas, 2015	1	0	1	0	0	0	0
<b>TOTAL</b>	<b>1</b>	<b>0</b>	<b>1</b>	<b>0</b>	<b>0</b>	<b>0</b>	<b>0</b>
<b>VCU</b>							
Tim O'Sullivan, 1997-98-99-2002-03-04	6	2	6	1	0	0	0
Dave Giffard, 2012-13-17	3	0	3	0	0	0	0
<b>TOTAL</b>	<b>9</b>	<b>2</b>	<b>9</b>	<b>1</b>	<b>0</b>	<b>0</b>	<b>0</b>
<b>Vermont</b>							
Paul Reinhardt, 1975-77-78-81	4	0	4	0	0	0	0
Ron McEachen, 1989-90	2	2	2	0	0	0	0
Roy Patton, 2000	1	0	1	0	0	0	0
Jesse Cormier, 2007-15-16	3	1	3	1	0	0	0
Rob Dow, 2021-22	2	3	2	0	0	0	0
<b>TOTAL</b>	<b>12</b>	<b>6</b>	<b>12</b>	<b>1</b>	<b>0</b>	<b>0</b>	<b>0</b>
<b>Villanova</b>							
Tom Carlin, 2016-21	2	1	2	0	0	0	0
<b>TOTAL</b>	<b>2</b>	<b>1</b>	<b>2</b>	<b>0</b>	<b>0</b>	<b>0</b>	<b>0</b>
<b>Virginia</b>							
Gordon Burris, 1969	1	0	1	0	0	0	0
Bruce Arena, 1979-81-82-83-84-85-86-87-88-89-90-91-92-93-94-95	16	30	10	3	5	0	1
George Gelnovatch, 1996-97-98-99-2000-01-02-03-04-05-06-07-08-09-10-11-12-13-14-15-16-17-18-19-22	25	37	22	4	2	2	2
<b>TOTAL</b>	<b>42</b>	<b>67</b>	<b>33</b>	<b>7</b>	<b>7</b>	<b>2</b>	<b>3</b>

Coach, Years in Tournament	Yrs.	W	L	T	CH	2d	3d
<b>Virginia Tech</b>							
Oliver Weiss, 2003-05-06-07	4	3	3	2	0	0	1
Mike Brizendine, 2016-17-18-19-20-21	6	8	4	2	0	0	0
<b>TOTAL</b>	<b>10</b>	<b>11</b>	<b>7</b>	<b>4</b>	<b>0</b>	<b>0</b>	<b>1</b>
<b>Wake Forest</b>							
Walt Chyzowych, 1988-89-90-91	4	1	4	0	0	0	0
Jay Vidovich, 1999-2001-02-03-04-05-06-07-08-09-11-12-13-14	14	20	10	4	1	0	3
Bobby Muuss, 2015-16-17-18-19-20-21-22	8	16	8	0	0	1	1
<b>TOTAL</b>	<b>26</b>	<b>37</b>	<b>22</b>	<b>4</b>	<b>1</b>	<b>1</b>	<b>4</b>
<b>Washington</b>							
Mike Ryan, 1972-73-76	3	0	3	0	0	0	0
Mike O'Malley, 1978	1	0	1	0	0	0	0
Frank Gallo, 1982	1	0	0	1	0	0	0
Ron Carter, 1989	1	0	1	0	0	0	0
Dean Wurzberger, 1992-95-96-97-98-99-2000-01-03-04-06-07	12	8	12	0	0	0	0
Jamie Clark, 2012-13-14-16-17-18-19-20-21-22	10	12	8	3	0	1	0
<b>TOTAL</b>	<b>28</b>	<b>20</b>	<b>25</b>	<b>4</b>	<b>0</b>	<b>1</b>	<b>0</b>
<b>West Chester</b>							
Melvin Lorback, 1959-60-61-63-65-67-68-69	8	7	7	0	1	0	2
<b>TOTAL</b>	<b>8</b>	<b>7</b>	<b>7</b>	<b>0</b>	<b>1</b>	<b>0</b>	<b>2</b>
<b>West Virginia</b>							
Greg Myers, 1966	1	0	1	0	0	0	0
John Stewart, 1968	1	0	1	0	0	0	0
John McGrath, 1971-72-73-81-92	5	1	5	0	0	0	0
Mike Seabolt, 2005	1	1	1	0	0	0	0
Marlon LeBlanc, 2006-07-10-11-18-19	6	5	6	0	0	0	0
Dan Stratford, 2021	1	1	0	2	0	0	0
<b>TOTAL</b>	<b>15</b>	<b>8</b>	<b>14</b>	<b>2</b>	<b>0</b>	<b>0</b>	<b>0</b>
<b>Western Ill.</b>							
Eric Johnson, 2004-05-06-09-11-12	6	0	6	0	0	0	0
<b>TOTAL</b>	<b>6</b>	<b>0</b>	<b>6</b>	<b>0</b>	<b>0</b>	<b>0</b>	<b>0</b>
<b>Western Mich.</b>							
Chad Wiseman, 2013-17-22	3	3	3	0	0	0	0
<b>TOTAL</b>	<b>3</b>	<b>3</b>	<b>3</b>	<b>0</b>	<b>0</b>	<b>0</b>	<b>0</b>

Coach, Years in Tournament	Yrs.	W	L	T	CH	2d	3d
<b>William &amp; Mary</b>							
Al Albert, 1980-83-87-92-93-95-96-97-98-99-2000-02	12	7	12	1	0	0	0
Chris Norris, 2008-10-13-17	4	1	3	2	0	0	0
<b>TOTAL</b>	<b>16</b>	<b>8</b>	<b>15</b>	<b>3</b>	<b>0</b>	<b>0</b>	<b>0</b>
<b>Williams</b>							
Unknown	1	0	1	0	0	0	0
<b>TOTAL</b>	<b>1</b>	<b>0</b>	<b>1</b>	<b>0</b>	<b>0</b>	<b>0</b>	<b>0</b>
<b>Winthrop</b>							
Rich Posipanko, 2002-06-08-09-12-15	6	0	5	2	0	0	0
<b>TOTAL</b>	<b>6</b>	<b>0</b>	<b>5</b>	<b>2</b>	<b>0</b>	<b>0</b>	<b>0</b>
<b>Wisconsin</b>							
Bill Reddan, 1981	1	0	1	0	0	0	0
Jim Launder, 1991-93-94-95	4	8	3	0	1	0	0
John Trask, 2013-17	2	3	2	0	0	0	0
<b>TOTAL</b>	<b>7</b>	<b>11</b>	<b>6</b>	<b>0</b>	<b>1</b>	<b>0</b>	<b>0</b>
<b>Wofford</b>							
Ralph Polson, 2009	1	0	1	0	0	0	0
<b>TOTAL</b>	<b>1</b>	<b>0</b>	<b>1</b>	<b>0</b>	<b>0</b>	<b>0</b>	<b>0</b>
<b>Wright St.</b>							
Jake Slemker, 2019	1	1	0	1	0	0	0
<b>TOTAL</b>	<b>1</b>	<b>1</b>	<b>0</b>	<b>1</b>	<b>0</b>	<b>0</b>	<b>0</b>
<b>WPI</b>							
Alan King, 1970	1	0	1	0	0	0	0
<b>TOTAL</b>	<b>1</b>	<b>0</b>	<b>1</b>	<b>0</b>	<b>0</b>	<b>0</b>	<b>0</b>
<b>Xavier</b>							
Andy Fleming, 2010-11-12-14	4	3	4	0	0	0	0
<b>TOTAL</b>	<b>4</b>	<b>3</b>	<b>4</b>	<b>0</b>	<b>0</b>	<b>0</b>	<b>0</b>
<b>Yale</b>							
Hubert Vogelsinger, 1973	1	1	1	0	0	0	0
Steve Griggs, 1986-89-91	3	3	2	1	0	0	0
Brian Tompkins, 1999-2005	2	1	2	0	0	0	0
Kylie Stannard, 2019	1	0	1	0	0	0	0
<b>TOTAL</b>	<b>7</b>	<b>5</b>	<b>6</b>	<b>1</b>	<b>0</b>	<b>0</b>	<b>0</b>

*\*Participation in the tournament vacated by the NCAA Committee on Infractions: Campbell 2018; Eastern Ill. 1981; Howard 1970-71; Jacksonville 1998; San Diego St. 1981; San Francisco 1978; UNLV 1987.*

# ALL-TIME COACHES RECORDS

Coach, School (Years in Tournament)	Yrs.	Won	Lost	Tied	Pct.
Guy Abrahamson, Saint Peter's (2007-10)	2	0	2	0	.000
Carlo Acquista, Fordham (2020)	1	0	1	0	.000
Trevor Adair, Brown/Clemson (1994 / 1995-97-98-2000-01-02-03-05-06)	10	16	9	2	.630
Steve Adlard, Marquette (1997)	1	0	1	0	.000
Brian Ainscough, Northeastern (2012)	1	1	1	0	.500
Al Albert, William & Mary (1980-83-87-92-93-95-96-97-98-99-2000-02)	12	7	12	1	.375
Jeff Alder, Liberty (2007-11)	2	0	1	1	.250
Marvin Allen, North Carolina (1968)	1	0	1	0	.000
Doug Allison, Furman (1999-2000-01-02-07-11-14-15-18)	9	5	7	4	.438
Ryan Anatol, Stony Brook (2011)	1	0	0	1	.500
Kevin Anderson, Columbia (2017)	1	1	1	0	.500
Greg Andrulis, George Mason (2006-08-13)	3	1	3	1	.300
Carmen Anillo, Air Force (1964-65)	2	0	2	0	.000
Bruce Arena, Virginia (1979-81-82-83-84-85-86-87-88-89-90-91-92-93-94-95)	16	30	10	3	.733
Walter Bahr, Temple/Penn St. (1973 / 1974-75-76-77-78-79-80-81-82-84-85-86)	13	8	12	2	.409
Paul Banta, Coastal Carolina (1992-95)	2	1	1	1	.500
Fernando Barboto, NJIT (2019)	1	0	1	0	.000
Jim Barlow, Princeton (1999-2001-09-10-18-21)	6	0	5	1	.083
Chris Bartels, Memphis (1993)	1	0	1	0	.000
*Barry Barto, Jefferson/UNLV (1976-77-78-79-80-81 / 1983-84-85-88)	10	11	10	1	.523
Don Batie, Chico St. (1971-74)	2	0	2	0	.000
Joe Baum, Michigan St. (2001-04-07-08)	4	1	3	1	.300
Sasha Begovic, UIC (1999-2000)	2	1	2	0	.333
Leo Bemis, Pittsburgh (1962-65)	2	0	2	0	.000
Rick Benben, Kansas City (2001-03-08)	3	1	3	0	.250
Jimmy Benedek, SMU (1979-80-83)	3	1	3	0	.250
Louis Bennett, Milwaukee/Marquette (2001-02-03-04-05 / 2012-13-20)	8	5	7	2	.429
Bob Bereskin, Fresno St. (1972)	1	0	1	0	.000
Mark Berson, South Carolina (1979-85-86-87-88-89-90-92-93-94-95-97-98-2000-01-02-04-05-10-11-15-16)	22	17	21	2	.450
Mike Berticelli, Old Dominion/Notre Dame (1989 / 1993-94-96)	4	1	4	0	.200
John Beyer, Colgate (1966)	1	0	1	0	.000
Craig Blazer, DePaul (2007)	1	0	1	0	.000
John Bluem, Fresno St./Ohio St. (1991-93-94-96 / 2000-01-04-05-07-08-09-10-14-15)	14	10	13	4	.444
Richard Board, George Mason (1982-84)	2	1	2	0	.333
Dennis Bohn, Lafayette (2003-05-12)	3	0	3	0	.000
John Boles, Temple (1976-78-85)	3	2	3	0	.400
Elmar Bolowich, North Carolina/Creighton (1990-91-93-94-99-2000-01-02-03-04-05-06-08-09-10 / 2011-12-13-14-15-16)	21	31	17	7	.627
Terry Boss, Oregon St. (2018-20-21-22)	4	3	3	1	.500
Bob Bradley, Princeton (1989-93-95)	3	3	3	0	.500
Ed Bradley, Rhode Island (1995-96-99-2000-03-05)	6	1	6	0	.143
Gordon Bradley, George Mason (1985-86-87-89-90-96)	6	3	6	0	.333
Bob Braghetta, San Francisco (1961)	1	0	1	0	.000
Dave Brandt, Navy (2013)	1	1	1	0	.500
Ben Brewster, Boston College (1982)	1	0	1	0	.000
Mike Brizendine, Virginia Tech (2016-17-18-19-20-21)	6	8	4	2	.643
Chase Brooks, Niagara (2012)	1	1	1	0	.500
Dave Bucher, NIU (1973)	1	0	1	0	.000
Daniel Burke, LIU (1972-73)	2	1	2	0	.333
Alden Burnham, Dartmouth (1964)	1	0	1	0	.000
Steve Burns, Michigan (2003-04-08-10)	4	6	4	1	.591
Gordon Burris, Virginia (1969)	1	0	1	0	.000
Bob Butehorn, FGCU/South Fla. (2011-12-14-16 / 2019-22)	6	1	5	2	.250
Scott Calabrese, ETSU/FIU/UCF (2010-13 / 2015 / 2018-19-20)	6	2	6	0	.250
Pete Caringi, UMBC (1999-2010-12-13-14)	5	3	2	6	.545
Tom Carlin, Villanova (2016-21)	2	1	2	0	.333
Nick Carlin-Voigt, Portland (2016-18-21-22)	4	5	3	1	.611
Ron Carter, Washington (1989)	1	0	1	0	.000
Tim Carter, Illinois St. (1990)	1	0	1	0	.000
Johan Cedergren, Kentucky (2012-14-15-16-18-19-20-21-22)	9	6	9	0	.400
Ron Cervasio, Boston U. (1980)	1	0	1	0	.000
Dave Chaplik, Santa Clara (1973-78-79)	3	1	3	0	.250
Clive Charles, Portland (1988-89-90-91-92-93-95-99-2001-02)	10	10	8	2	.550

<b>Coach, School (Years in Tournament)</b>	<b>Yrs.</b>	<b>Won</b>	<b>Lost</b>	<b>Tied</b>	<b>Pct.</b>
Dennis Checkett, Cal St. Fullerton (1975)	1	1	1	0	.500
Dave Chester, Fresno St. (1998)	1	0	1	0	.000
Joe Chiavaro, Army West Point (1996)	1	0	1	0	.000
Vaughn Christian, App State (1975-77)	2	0	2	0	.000
David Christiansen, South Fla. (1997)	1	2	1	0	.667
Walt Chyzowych, Jefferson/Wake Forest (1969-70-73-74-75 / 1988-89-90-91)	9	8	9	0	.471
Sasho Cirovski, Hartford/Maryland (1991-92 / 1994-95-96-97-98-99-2001-02-03-04-05-06-07-08-09-10-11-12-13-14-15-16-17-18-19-20-21-22)	30	50	23	7	.669
Bobby Clark, Dartmouth/Stanford/Notre Dame (1990-92 / 1997-98-99-2000 / 2001-02-03-04-05-06-07-08-09-10-12-13-14-15-16-17)	22	26	19	4	.571
Jamie Clark, Harvard/Creighton/Washington (2008-09 / 2010 / 2012-13-14-16-17-18-19-20-21-22)	13	14	10	4	.571
Joe Clarke, Saint Louis (1983-84-86-87-88-89-90-91-92-93-94-95)	12	8	12	1	.405
William Clarke, Cleveland St. (1969-70)	2	1	2	0	.333
*Chuck Clegg, San Diego St. (1982-87-88-89)	4	3	3	3	.500
Mickey Cochrane, Bowling Green (1972-73)	2	0	2	0	.000
Ian Collins, Kentucky (1999-2000-01-03)	4	1	4	2	.286
Elvis Comrie, Holy Cross (2002)	1	0	1	0	.000
Jeff Cook, Cincinnati/Dartmouth/Penn St. (1998 / 2004-05-07-08-09-10-11 / 2019-20-21)	11	3	9	3	.300
Adam Cooper, Saint Mary's (CA) (2009-11-18-19)	4	4	3	1	.563
Jesse Cormier, Vermont (2007-15-16)	3	1	3	1	.300
Bill Coupe, California (1981-83-85-86)	4	0	4	0	.000
Bryan Cunningham, UCF (2010-11)	2	2	2	0	.500
Tim Cupello, UC Riverside (2018-22)	2	0	2	0	.000
Dennis Currier, Dayton (2008-15)	2	0	0	3	.500
Eric Da Costa, Quinnipiac (2013-22)	2	0	2	0	.000
Chaka Daley, Providence/Michigan (2005-06-07-10-11 / 2012-17-18-19)	9	4	8	3	.367
Roy Dath, Trinity (CT) (1964-65-67-68)	4	3	4	0	.429
Terry Davila, CSUN (2002-03-04-05-12-13-16)	7	1	6	1	.188
Alan Dawson, Old Dominion (2002-03-04-05-06-07-10-11-12-13-14-17)	12	9	11	3	.457
Hylton Dayes, Cincinnati (2003-06)	2	0	1	1	.250
Klaas de Boer, Cleveland St. (1974-75-77)	3	1	3	0	.250
Bill Denniston, Robert Morris (2005)	1	0	1	0	.000
Jim DeRose, Bradley (2000-02-05-07-10-11-13)	7	4	7	1	.375
Jim Dietsch, Maryland (1976)	1	0	1	0	.000
Bob DiGrazia, California (1960-77)	2	0	2	0	.000
Bob Dikranian, Southern Conn. St. (1969-71)	2	0	2	0	.000
Shaun Docking, Charleston So./Coastal Carolina (1997 / 2001-02-03-04-05-10-11-12-13-14-15-16-17-19-20)	16	14	16	0	.467
Dan Donigan, Saint Louis/Rutgers (2001-02-03-06-07-08-09 / 2011-15)	9	8	8	3	.500
Gus Donoghue, San Francisco (1959)	1	0	1	0	.000
Anson Dorrance, North Carolina (1987-88)	2	4	2	0	.667
George Douchat, Rutgers (1960-61)	2	1	2	0	.333
Rob Dow, Vermont (2021-22)	2	3	2	0	.600
Robert Dowdy, Akron (1975-76)	2	0	2	0	.000
Bill Doyle, Providence (1983)	1	0	1	0	.000
Ross Duncan, Central Ark. (2017-18)	2	0	2	0	.000
Jack Dunn, Saint Joseph's (1966-71-72)	3	0	3	0	.000
Georges Edeline, George Washington (1974-77-78)	3	0	3	0	.000
Hank Eichin, Air Force (1968-69-72)	3	1	3	0	0.25
John Eiler, East Stroudsburg (1964-65)	2	2	2	0	.500
Brendan Eitz, Loyola Chicago (2006-08-11)	3	0	2	1	.167
Jose Elgorriaga, Fresno St. (1982-84-85-86-87-88-89-90)	8	7	8	0	.467
Gareth Elliott, Rhode Island (2018-19)	2	1	2	0	.333
Jared Embick, Akron (2013-14-15-16-17-18-21-22)	8	13	6	3	.659
Jim Evans, Hartford (1996-99)	2	2	2	0	.500
Russ Fager, Rider (1997-98)	2	0	2	0	.000
Peter Fewing, Seattle U (2013-15-17-19-21)	5	4	4	1	.500
Dieter Ficken, LIU/Columbia (1977 / 1979-80-81-82-83-84-85-89-90-91-93)	12	9	13	0	.409
Kelly Findley, Butler (2009-10)	2	0	2	0	.000
Jeremy Fishbein, New Mexico (2002-04-05-06-07-09-10-11-12-13-16)	11	11	9	4	.542
Terry Fisher, UCLA (1974)	1	2	2	0	.500
Tom Fitzgerald, UCLA (2002-03)	2	7	1	0	.875
T. Logan Fleck, South Fla./Stetson (1996 / 2009)	2	0	2	0	.000
Andy Fleming, Xavier (2010-11-12-14)	4	3	4	0	.429
*Dustin Fonder, Campbell (2019-21)	2	1	2	0	.333
George Ford, Harvard (1974)	1	0	1	0	.000
Steve Franklin, IUPUI (2000)	1	0	1	0	.000
Jamie Franks, Denver (2015-16-18-19-21-22)	6	5	6	0	.455

Coach, School (Years in Tournament)	Yrs.	Won	Lost	Tied	Pct.
Mike Freitag, Indiana (2004-05-06-07-08-09)	6	10	3	2	.733
Rudy Fuller, Penn (2002-08-10-13)	4	2	3	1	.417
Frank Gallo, Washington (1982)	1	0	0	1	.500
Wolfgang Gartner, Cal Poly (1995)	1	0	1	0	.000
Steve Gay, UCLA (1975-76-77)	3	1	3	0	.250
Fred Geisler, Springfield (1963)	1	0	1	0	.000
George Gelnovatch, Virginia (1996-97-98-99-2000-01-02-03-04-05-06-07-08-09-10-11-12-13-14-15-16-17-18-19-22)	25	37	22	4	.619
Mike Getman, Harvard/UAB (1987 / 1994-99-2000-01-06-11-12-14)	9	6	6	3	.500
Jeff Gettler, Richmond (1998-2002)	2	0	2	0	.000
Dave Giffard, VCU (2012-13-17)	3	0	3	0	.000
Brian Gill, Penn (2022)	1	1	1	0	.500
Tom Giovatto, St. Francis Brooklyn (2013-14-16-17-20)	5	1	4	1	.250
George Glasgow, Fairleigh Dickinson (1963-64-67-68-74-75)	6	2	5	1	.313
Alan Goodyear, Rensselaer (1969)	1	0	1	0	.000
Barry Gorman, Penn St. (1988-89-92-93-94-95-98-99-2001-02-04-05-09)	13	10	11	2	.478
Trevor Gorman, Albany (NY) (2016-17)	2	1	2	1	.375
Dennis Grace, Notre Dame (1988)	1	0	1	0	.000
Richie Grant, Memphis (2004)	1	0	1	0	.000
Chris Grassie, Marshall (2019-20-21-22)	4	6	3	2	.636
Shaun Green, Central Conn. St. (2007)	1	2	1	0	.667
Leonard Griffin, Grand Canyon (2021)	1	0	1	0	.000
Tom Griffith, Dartmouth (1977-78)	2	0	2	0	.000
Steve Griggs, Yale (1986-89-91)	3	3	2	1	.583
Kevin Grimes, California (2001-02-03-04-05-06-07-08-10-13-14-17-19)	13	13	12	2	.519
Larry Gross, NC State (1981-83-84-85)	4	0	4	0	.000
Bob Guelker, Saint Louis/SIUE (1959-60-61-62-63-64-65-66 / 1969-70-71-73-74-75-76-77-78-79-80-81-82)	21	40	15	0	.727
Jeremy Gunn, Charlotte/Stanford (2009-11 / 2013-14-15-16-17-18-19-20-22)	11	20	6	11	.689
David Haase, Hartwick (1962-64)	2	0	2	0	.000
John Hackworth, South Fla. (1998-2001)	2	1	2	0	.333
Zach Haines, High Point (2020-22)	2	1	2	0	.333
James Hamilton, Iona (2019)	1	0	1	0	.000
Tim Hankinson, Alabama A&M (1980-81)	2	7	2	0	.778
Dan Harris, Milwaukee (1979-80)	2	0	2	0	.000
Fred J. Hartrick, Buffalo St. (1967-70)	2	1	2	0	.333
John Michael Hayden, Louisville (2019-21-22)	3	2	3	0	.400
Aidan Heaney, UNCW (2009-14-17-18)	4	2	3	2	.429
Ian Hennessy, Delaware (2011-13-16)	3	1	3	0	.250
Géza Henni, Rhode Island (1972-76-77-79)	4	1	4	1	.250
Bob Herodes, Marist (2004-05)	2	0	2	0	.000
Doug Hess, Campbell/Drexel (2007 / 2012-13)	3	0	3	0	.000
Doug Hill, Air Force (2012-17-18-20)	4	2	4	0	.333
Dan Holcomb, South Fla. (1969-70-71-73-75-82)	6	2	6	0	.250
T. Fred "Prof" Holloway, SUNY Cortland (1960-64-66)	3	0	3	0	.000
Sean Holmes, Drake (2008-09)	2	3	2	0	.600
Paul Holochoer, Cal Poly (2008)	1	1	1	0	.500
Laurence Holt, Adelphi (1963)	1	0	1	0	.000
Nowell Hoover, (Franklin & Marshall) 1964	1	0	1	0	.000
Marc Hubbard, New Hampshire (2017-18-19-20-21-22)	6	4	5	2	.455
Kevin Hudson, SMU (2015-17-18-19-22)	5	6	5	0	.545
*Schellas Hyndman, Eastern Ill./SMU/Grand Canyon (1982-83 / 1984-85-86-87-88-89-90-91-92-94-95-96-97-98-99-2000-01-02-03-04-05-06-07 / 2018-20)	27	30	21	6	.579
I.M. Ibrahim, Clemson (1972-73-74-75-76-77-78-79-81-82-83-84-85-87-90-91-93)	17	32	16	0	.667
Charlie Inverso, Rider (2015-16-18)	3	0	3	0	.000
Bill Irwin, Portland (2003-04-07-09)	4	4	4	0	.500
Bob Jenkins, American (1997)	1	2	1	0	.667
Eric Johnson, Western Ill. (2004-05-06-09-11-12)	6	0	6	0	.000
Mike Johnson, Jacksonville (2008)	1	1	1	0	.500
Neil Jones, Loyola Chicago (2016-19)	2	1	2	0	.333
Ryan Jorden, Pacific/UCLA (2016-17-18 / 2021-22)	5	6	4	1	.591
Rob Judas, Air Force (1977)	1	0	1	0	.000
Kevin Kalish, Saint Louis (2021-22)	2	3	2	0	.600
Ali Kazemai, Cleveland St. (2012)	1	0	1	0	.000
Kris Kelderman, Milwaukee (2013-20)	2	0	2	0	.000
Ed Kelly, Seton Hall/Boston College (1986-87 / 1990-2000-01-02-04-07-08-09-10-11-12-15-16-19)	16	10	14	3	.426
Gene Kenney, Michigan St. (1962-63-64-65-66-67-68-69)	8	15	5	4	.708
Harry Keough, Saint Louis (1967-68-69-70-71-72-73-74-75-76-77-78-79-80-81)	15	28	10	1	.731

<b>Coach, School (Years in Tournament)</b>	<b>Yrs.</b>	<b>Won</b>	<b>Lost</b>	<b>Tied</b>	<b>Pct.</b>
John Kerr, Harvard/Duke (2001-06-07 / 2008-09-10-11-17-18-21-22)	11	10	10	1	.500
George Kiefer, South Fla./NC State (2005-07-08-09-10-11-12-13-15-16 / 2017-18-19)	13	7	11	5	.413
Bill Killen, Akron (1970-71)	2	0	2	0	.000
Alan King, WPI (1970)	1	0	1	0	.000
Lev Kirshner, San Diego St. (2005-06-16)	3	0	2	1	.167
Loren Kline, Delaware (1968-70)	2	0	2	0	.000
Sam Koch, Massachusetts (2001-07-08)	3	5	3	0	.625
Frank Kohlenstein, Charlotte (1991-92-94)	3	0	2	1	.167
Dean Koski, Lehigh (2000-02-06-15-19)	5	0	5	1	.083
TJ Kostecky, LIU (2004-15-18)	3	0	2	1	.167
John Kowalski, Robert Morris (1993-94)	2	0	2	0	.000
Karl Kremser, FIU (1991-94-96-97-2001-02-03-04)	8	6	8	1	.433
Paul Krumpe, LMU (CA) (2001-02-03-04-09-13-19-20)	8	2	6	2	.300
George Kuntz, UC Irvine/Cal St. Fullerton (2008-09-11-13 / 2014-15-17)	7	2	7	0	.222
Kevin Langan, Charlotte (2012-13-14-15-16-18-19-20-21)	9	3	8	2	.308
Pat Laughlin, Brown (2010-11-12)	3	4	3	1	.563
Jim Launder, Wisconsin (1991-93-94-95)	4	8	3	0	.727
Thomas Lawson, Middlebury (1970)	1	0	1	0	.000
Jon Leamy, Missouri St. (1997-99-2009-19-20-21)	6	2	6	0	.250
Pete Leanness, Temple (1966-67-68)	3	2	3	0	.400
Marlon LeBlanc, West Virginia (2006-07-10-11-18-19)	6	5	6	0	.455
Tim Lenahan, Lafayette/Northwestern (1998 / 2004-06-07-08-09-11-12-13-14)	10	9	10	1	.475
Jim Lennox, Hartwick (1976-77-78-79-80-83-84-85-86-87-89-93-95)	13	21	13	0	.618
Mel Less, Adelphi (1969-76)	2	0	2	0	.000
George Lidster, George Washington (1989-2002-04)	3	2	3	0	.400
Timo Liekoski, Hartwick (1973-74-75)	3	7	3	0	.700
Andreas Lindberg, Seton Hall (2020-22)	2	1	2	1	.375
Colin Lindores, Stanford (1991-92)	2	0	2	0	.000
Michael Linenberger, Sacramento St. (2009-10)	2	2	2	0	.500
Chris Little, Elon (2015)	1	1	1	0	.500
Steve Locker, Harvard (1994-96)	2	2	2	0	.500
Nelson Lodge, Stanford (1978)	1	0	1	0	.000
George Logan, San Diego St. (1969)	1	0	1	0	.000
Ken Lolla, Akron/Louisville (1998-2001-02-03-04-05 / 2007-08-09-10-11-12-13-14-16-17-18)	17	16	15	4	.514
Melvin Lorback, West Chester (1959-60-61-63-65-67-68-69)	8	7	7	0	.500
Richard Lowe, North Texas (1982)	1	1	1	0	.500
Leonard Lucenko, Montclair St. (1969)	1	0	1	0	.000
Ralph Lundy, Col. of Charleston (1994-95-96-2004-10)	5	4	5	0	.444
Morris Lupenec, Detroit Mercy (1996)	1	0	1	0	.000
Eric Luzzi, NIU (2011)	1	1	1	0	.500
Greg Maas, Utah Valley (2015)	1	0	1	0	.000
Dr. Joe Machnik, LIU (1966-67)	2	4	2	1	.643
Mel Mahler, Bowling Green (1995-96-97)	3	2	3	0	.400
Brian Maisonneuve, Ohio St. (2022)	1	1	0	1	.750
Mark Mallon, California (1996)	1	0	1	0	.000
Paul Marco, Binghamton (2003-06)	2	1	2	0	.333
Derek Marinatos, North Florida (2015)	1	0	1	0	.000
Cesar Markovic, Saint Peter's/Stony Brook (2003 / 2005-09)	3	2	3	0	.400
Ian Martin, Butler (1995-97-98)	3	2	3	0	.400
Tom Martin, James Madison (1992-93-94-95-96-2000-01-05-11-14)	10	4	10	1	.300
Dr. Dave Masur, St. John's (NY) (1992-93-94-95-96-97-98-99-2000-01-02-03-04-05-06-08-09-11-12-13-19-21)	22	28	21	1	.570
Ed Matz, Northeastern (2002)	1	1	1	0	.500
Justin Maullin, UNC Greensboro (2010)	1	0	1	0	.000
Tim McClements, SMU (2010-11-12)	3	1	1	3	.500
Robert McCourt, Monmouth (2006-09-10-11-14-20)	6	1	6	2	.222
Ron McEachen, Vermont (1989-90)	2	2	2	0	.500
Jim McElderry, Fordham/Rutgers (2014-16-17 / 2022)	4	2	4	1	.357
Seamus McFadden, San Diego (1990-92-93-94-95-98-99-2000-01-02-03-09-12-14)	14	12	12	2	.500
Mike McGinty, Saint Louis (2012-14)	2	1	2	0	.333
John McGrath, West Virginia (1971-72-73-81-92)	5	1	5	0	.167
Tom McIntosh, Tulsa (2003-04-07-08-09-10-12-14-15-16-21-22)	12	11	11	2	.500
Ian McIntyre, Hartwick/Syracuse (2005 / 2012-14-15-16-18-19-22)	8	13	5	2	.700
John McKeon, East Stroudsburg (1971)	1	0	1	0	.000
Lew Meehl, Jefferson (1984-88-89)	3	2	2	1	.500
Pete Mehlert, American (1978-79-84-85)	4	5	4	0	.556
Tom Melville, Mercer (2001)	1	0	1	0	.000

Coach, School (Years in Tournament)	Yrs.	Won	Lost	Tied	Pct.
Julius Menendez, San Jose St. (1963-64-66-67-68-69-70-71-72-74-76)	11	6	11	1	.361
Mark Mettrick, Loyola Maryland (2001-02-07-08-09)	5	2	4	1	.357
Coe Michaelson, California Baptist (2022)	1	0	1	0	.000
Al Miller, Hartwick (1968-69-70-71)	4	8	4	0	.667
Jason Mims, Omaha (2017)	1	0	1	0	.000
Al Mistri, Cal St. Fullerton (1986-93-94-96-98-2000)	6	6	5	1	.542
Bob Montgomery, Adelphi (1978-87-88-90-91-92-2006)	7	2	5	2	.333
Michael Mordocco, LIU (2021)	1	1	1	0	.000
Joseph Morrone, Middlebury/UConn (1965 / 1972-73-74-75-76-78-79-80-81-82-83-84-85-87-88-89)	17	14	14	4	.500
Charles Morrow, Lipscomb (2017-18-21-22)	4	1	4	1	.250
Richard Mulrooney, Memphis (2022)	1	0	1	0	.000
Bruce Munro, Harvard (1968-69-70-71-72)	5	10	5	0	.667
Sean Murphy, Stetson (2005)	1	0	1	0	.000
Mitch Murray, Santa Clara (1991-93-95-96-97-98-99-2001)	8	13	8	1	.614
Bill Muse, Princeton (1977-79)	2	1	2	0	.333
Bobby Muuss, Denver/Wake Forest (2008-10-13-14 / 2015-16-17-18-19-20-21-22)	12	16	11	1	.589
Greg Myers, West Virginia/Navy (1966 / 1988)	2	0	2	0	.000
Brendan Nash, Bucknell (2006-09-10-14)	4	2	4	0	.333
*Stephen Negoesco, San Francisco (1963-65-66-67-68-69-70-71-73-74-75-76-77-79-80-81-82-83-84-86-87-91-93-94)	24	35	18	4	.649
Eric Nichols, Bowling Green (2020-21)	2	1	2	0	.333
Steve Nichols, Loyola Maryland (2021)	1	0	0	1	.500
Mike Noonan, New Hampshire/Brown/Clemson (1994 / 1995-97-98-99-2000-03-05-06-07-09 / 2013-14-15-16-17-19-20-21-22)	20	20	16	6	.548
Chris Norris, William & Mary (2008-10-13-17)	4	1	3	2	.333
Richard Nuttall, Hofstra (2004-05-06-15-21-22)	6	5	6	0	.455
Kevin Nysten, FIU (2017)	1	1	1	0	.500
John O'Connor, Rhode Island (2006)	1	0	0	2	.500
Tim O'Donohue, Navy (2022)	1	0	1	0	.000
EJ O'Keeffe, High Point (2018)	1	0	1	0	.000
Fran O'Leary, Dartmouth/Massachusetts (1997-2000 / 2017-20)	4	1	4	0	.200
Mike O'Malley, Washington (1978)	1	0	1	0	.000
Tim O'Sullivan, Richmond/VCU (1990 / 1997-98-99-2002-03-04)	7	2	7	1	.250
Frank Olszewski, Towson (2001-06)	2	2	2	0	.500
Bo Oshoniyi, ETSU (2016)	1	0	1	0	.000
Gary Palmisano, Bowling Green (1992)	1	0	1	0	.000
Joseph Palone, Army West Point (1963-64-65-66-67-68-70-71-72-73-75)	11	10	11	0	.476
A. Huntley Parker Jr., SUNY Brockport (1961-68)	2	0	1	1	.250
Michael Parker, UNC Greensboro (1993-94-95-96-98-2004-05-06-08)	9	7	8	2	.471
Steve Parker, Cleveland St./Akron (1978-79 / 1983-84-85-86)	6	5	6	0	.455
Stu Parry, Akron (1966-67-68)	3	1	3	0	.250
Gary Parsons, Oakland (2002-03-07-08)	4	1	3	1	.300
Roy Patton, Vermont (2000)	1	0	1	0	.000
Ralph Perez, Old Dominion (1991)	1	0	1	0	.000
Sean Phillips, UIC (2016-17-18)	3	0	3	0	.000
Eric Pogue, Oakland (2010-14-15-21)	4	1	3	1	.300
Tom Poitras, Green Bay (2009)	1	0	1	0	.000
Ralph Polson, Wofford (2009)	1	0	1	0	.000
Caleb Porter, Akron (2007-08-09-10-11-12)	6	10	4	3	.676
Rich Posipanko, Winthrop (2002-06-08-09-12-15)	6	0	5	2	.143
Jonathan Potter, Presbyterian (2017)	1	0	1	0	.000
Darren Powell, Elon (2011-12-13)	3	0	3	1	.125
Fred Priddle, Stanford (1962)	1	0	1	0	.000
Peder Pytte, Denver (1970)	1	1	1	0	.500
Brian Quinn, San Diego (2022)	1	0	1	0	.000
Arnie Ramirez, LIU (1981-82-85-86)	4	2	4	0	.333
Mark S. Randell, Colgate (1959)	1	0	1	0	.000
Cameron Rast, Santa Clara (2003-04-05-06-07-10-15-21)	8	8	7	3	.528
Yossi Raz, UC Irvine (2018)	1	0	1	1	.250
Bob Reasso, Rutgers (1983-87-89-90-91-93-94-96-97-99-2001-03-06)	13	14	12	2	.536
Bill Reddan, Wisconsin (1981)	1	0	1	0	.000
Carl Rees, Fairfield (2006-08-11-17)	4	1	4	0	.200
Marc Reeves, Radford/Elon (2015-16 / 2022)	3	0	3	0	.000
Ray Reid, UConn (1998-99-2000-01-02-03-04-05-06-07-08-09-10-11-12-13-15-18)	18	24	12	7	.640
Jim Rein, Columbia (1970)	1	1	1	0	.500
Paul Reinhardt, Vermont (1975-77-78-81)	4	0	4	0	.000
John Rennie, Columbia/Duke (1978 / 1980-81-82-83-85-86-87-89-92-93-94-95-98-99-2000-02-04-05-06-07)	21	27	20	1	.573

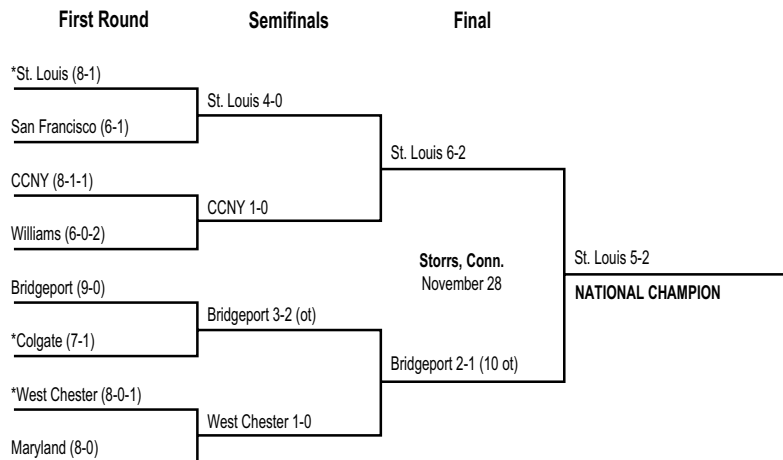
<b>Coach, School (Years in Tournament)</b>	<b>Yrs.</b>	<b>Won</b>	<b>Lost</b>	<b>Tied</b>	<b>Pct.</b>
Damon Rensing, Michigan St. (2009-10-12-13-14-16-17-18)	8	12	5	4	.667
Craig A. Reynolds, Bucknell (1974-75-76)	3	1	3	0	.250
Chris Rich, UNC Greensboro (2020-22)	2	0	2	2	.250
Horst Richardson, Colorado Col. (1966-67-75)	3	0	3	0	.000
Chad Riley, Dartmouth/Notre Dame (2014-15-16-17 / 2018-19-21)	7	6	5	4	.533
Neil Roberts, Boston U. (1985-86-88-90-91-93-94-95-96-97-2004-07-08-15)	14	6	14	1	.310
Nelson Rodríguez, Lafayette (1995)	1	1	1	0	.500
Len Roitman, Brooklyn (1988-90)	2	1	2	0	.333
Seth Roland, Fairleigh Dickinson (2001-02-03-08-12-19-22)	7	6	7	0	.462
Erik Ronning, Colgate (2007-08-11-16-17-18)	6	3	6	0	.333
Gary Rosenthal, LIU (1963-65)	2	0	2	0	.000
Doyle Royal, Maryland (1959-60-61-62-63-64-67-68-69-70)	10	12	9	1	.568
Mauricio Ruiz, Jacksonville (2020)	1	0	0	1	.500
Kyle Russell, FIU (2021-22)	2	0	2	1	.167
Brad Ruzzo, Mercer (2016-17-19-21)	4	0	4	0	.000
Mike Ryan, Washington (1972-73-76)	3	0	3	0	.000
Rich Ryerson, UNLV (2014-16)	2	0	2	1	.167
Luis Sagastume, Air Force (1985-92-93-97)	4	2	4	0	.333
Jorge Salcedo, UCLA (2004-05-06-07-08-09-10-11-12-13-14-15-16-18)	14	19	12	3	.603
Todd Saldana, UCLA (1999-2000-01)	3	5	3	0	.625
Zach Samol, American (2020)	1	0	1	1	.250
Steve Sampson, Santa Clara/Cal Poly (1989-90 / 2015)	3	3	2	1	.583
Mario Sanchez, SIUE (2016)	1	0	1	2	.333
Aldo Santaga, Green Bay (1983)	1	0	1	0	.000
Dave Sarachan, Cornell (1995-96)	2	0	2	0	.000
Nasser Sarfaraz, Cleveland St. (1980)	1	1	1	0	.500
Manfred Schellscheidt, Seton Hall (1988-90-91-92-2001-02-03-04-05)	9	5	9	1	.367
Fred Schmalz, Evansville (1982-84-85-86-87-88-89-90-91-92-96)	11	5	11	0	.313
Irvin R. Schmid, Springfield (1962)	1	1	1	0	.500
Sigi Schmid, UCLA (1980-83-84-85-86-87-88-89-90-91-92-93-94-95-96-97-98)	17	26	14	3	.640
Herb Schmidt, Penn St. (1970-71-72-73)	4	5	4	0	.556
Frank Schnur, Fordham (1996)	1	0	1	0	.000
John Scott, Hartwick (2014-15)	2	0	2	0	.000
Michael Seabolt, West Virginia/Missouri St. (2005 / 2022)	2	1	2	0	.333
Bob Seddon, Penn (1969-70-71-72-73-77)	6	6	5	2	.538
Bill Sento, Loyola Maryland (1986-87-93)	3	5	3	0	.625
Tony Setzer, Gardner-Webb (2006)	1	0	1	1	.250
Dwayne Shaffer, UC Davis (2007-08-19)	3	1	3	0	.250
Alden Shattuck, Syracuse/Maryland (1984 / 1986)	2	0	2	0	.000
Jape Shattuck, Harvard (1984-86)	2	4	2	0	.667
Steve Simmons, NIU/Oregon St. (2006 / 2014)	2	2	2	0	.500
Bret Simon, Creighton/Stanford (1995-96-97-98-99-2000 / 2001-02-09)	9	18	9	1	.661
Roy Skinner, Duke (1972)	1	0	1	0	.000
Charlie Slagle, Davidson (1992)	1	1	1	2	.500
Jake Slemker, Wright St. (2019)	1	1	0	1	.750
Gareth Smith, Drake (2015)	1	1	1	0	.500
John Smith, Cornell (2022)	1	1	1	0	.500
Thomas E. Smith, Jefferson (1982-83)	2	1	2	0	.333
Paul Snape, Butler (2016-17-19)	3	2	2	1	.500
Joe Sochacki, Butler (2001)	1	0	1	0	.000
Carlos Somoano, North Carolina (2011-12-13-14-15-16-17-18-20-21-22)	11	17	8	6	.645
Eddie Soto, San Francisco (2017)	1	1	1	0	.500
Matt Spear, Davidson (2003)	1	0	1	0	.000
John Squires, UConn (1960-66)	2	1	2	0	.333
Gary St. Clair, San Jose St. (1998-2000-03)	3	0	3	0	.000
Garth Stam, SUNY Oneonta (1973-74-75)	3	1	3	0	.250
Kylie Stannard, Yale (2019)	1	0	1	0	.000
Hank Steinbrecher, App State (1978-80)	2	1	2	0	.333
Cliff Stevenson, Brown (1963-65-68-69-70-71-72-73-74-75-76-77-78)	13	21	14	0	.600
Craig Stewart, Providence (2013-14-16-19-21)	5	10	5	1	.656
John Stewart, West Virginia (1968)	1	0	1	0	.000
Dennis Storer, UCLA (1968-70-71-72-73)	5	10	5	0	.667
Dan Stratford, West Virginia (2021)	1	1	0	2	.667
Ben Stravato, Fairleigh Dickinson (1982-83-84-88-89)	5	4	5	0	.444
Brett Surrency, Georgia St. (2011-18-21)	3	1	2	1	.375
Ryan Swan, NIU (2021)	1	1	1	0	.500
Keith Tabatznik, Georgetown (1994-97)	2	1	2	0	.333

<b>Coach, School (Years in Tournament)</b>	<b>Yrs.</b>	<b>Won</b>	<b>Lost</b>	<b>Tied</b>	<b>Pct.</b>
George Tarantini, NC State (1986-87-90-91-92-94-2003-05-09)	9	5	9	1	.367
John Tart, Furman/Charlotte (1991-93 / 1996-97)	4	4	4	0	.500
Dana Taylor, Oregon St. (2002-03)	2	0	2	0	.000
Einar Thorarinsson, Gonzaga (2001-07)	2	0	2	0	.000
Simon Tobin, CSU Bakersfield (2011)	1	0	1	0	.000
Brian Tompkins, Milwaukee/Yale (1990 / 1999-2005)	3	1	3	0	.250
Johnny Torres, Creighton (2021-22)	2	5	2	0	.714
Carlo Tramontozzi, St. Francis Brooklyn (1974-76-77-78-82)	5	3	5	0	.375
John Trask, UIC/Wisconsin (2006-07-08 / 2013-17)	5	6	5	3	.536
Sinisa Ubiparipovic, Cleveland St. (2022)	1	0	1	0	.000
Bob Vanderwarker, Hofstra/James Madison (1968 / 1973-76)	3	0	3	0	.000
Jay Vidovich, Wake Forest/Pittsburgh (1999-2001-02-03-04-05-06-07-08-09-11-12-13-14 / 2019-20-21-22)	18	30	13	5	.677
Matt Viggiano, Marist (2021)	1	0	1	0	.000
Erik Visser, San Francisco (2004-05-06-08)	4	0	4	0	.000
Hubert Vogelsinger, Yale (1973)	1	1	1	0	.500
Chris Volk, UC Irvine (2014)	1	2	1	0	.667
Tim Vom Steeg, UC Santa Barbara (2002-03-04-05-06-07-08-09-10-11-13-15-19-21)	14	21	12	2	.629
Randy Waldrum, Tulsa (1991)	1	0	1	0	.000
Bob Warming, Creighton/Saint Louis/Penn St./Omaha (1992-93-94-2001-02-03-04-05-06-07-08 / 1997-98-99-2000 / 2010-13-14 / 2020)	19	21	17	4	.548
Glenn Warner, Navy (1963-64-65-66-67-69-70-71-74)	9	14	8	0	.636
Klaus Weber, New Mexico (2001)	1	1	1	0	.500
Oliver Weiss, Virginia Tech (2003-05-06-07)	4	3	3	2	.500
Todd West, American (2001-02-04)	3	4	3	0	.571
Brian Wiese, Georgetown (2010-12-13-14-15-17-18-19-20-21-22)	11	18	7	5	.683
Bill Wilkinson, La Salle (1978)	1	0	1	0	.000
Bob Winch, UCF (2002-03-04)	3	1	3	0	.250
Chad Wiseman, Western Mich. (2013-17-22)	3	3	3	0	.500
Carp Wood, Ithaca (1965)	1	0	1	0	.000
Dan Wood, Cornell (1971-72-74-75)	4	7	4	0	.636
Jack Writer, Cornell (1976-77-80)	3	1	3	0	.250
Dean Wurzberger, Washington (1992-95-96-97-98-99-2000-01-03-04-06-07)	12	8	12	0	.400
Jerry Yeagley, Indiana (1974-76-77-78-79-80-81-82-83-84-85-87-88-89-90-91-92-93-94-95-96-97-98-99-2000-01-02-03)	28	67	22	1	.750
Todd Yeagley, Indiana (2010-11-12-13-14-15-16-17-18-19-20-21-22)	13	24	12	2	.658
Don Yonker, Drexel (1963-72)	2	0	2	0	.000
Alan Young, LIU (1971)	1	0	1	0	.000
Salah Yousif, Alabama A&M (1982-83-84)	3	2	3	0	.400
Jaro Zawislanski, Cornell (2012)	1	0	1	0	.000
Paul Zazenski, James Madison (2018-19-20)	3	3	3	0	.500

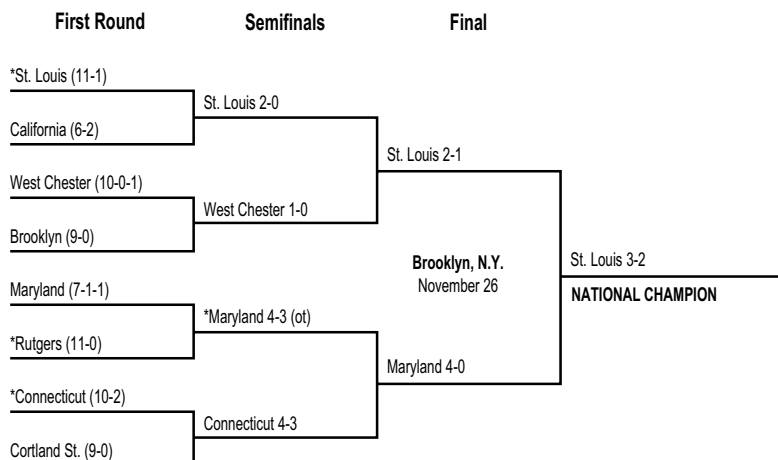
*\*Participation in the tournament vacated by the NCAA Committee on Infractions: Campbell 2018; Eastern Ill. 1981; Howard 1970-71; Jacksonville 1998; San Diego St. 1981; San Francisco 1978; UNLV 1987.*

# BRACKETS

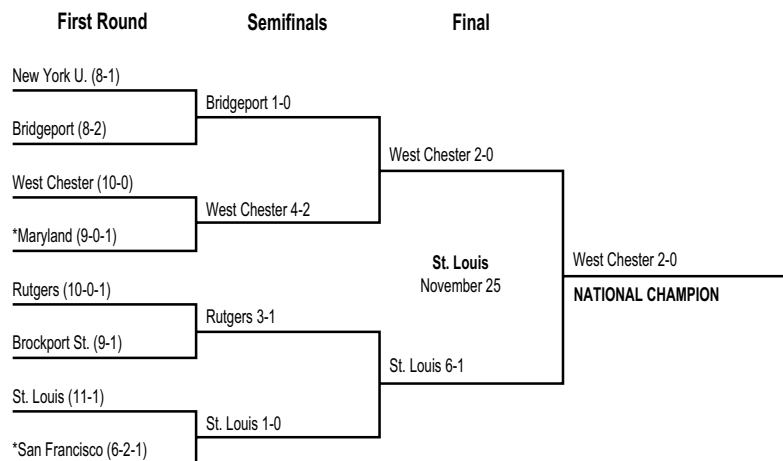
## 1959 Division I Men's Championship Bracket



## 1960 Division I Men's Championship Bracket

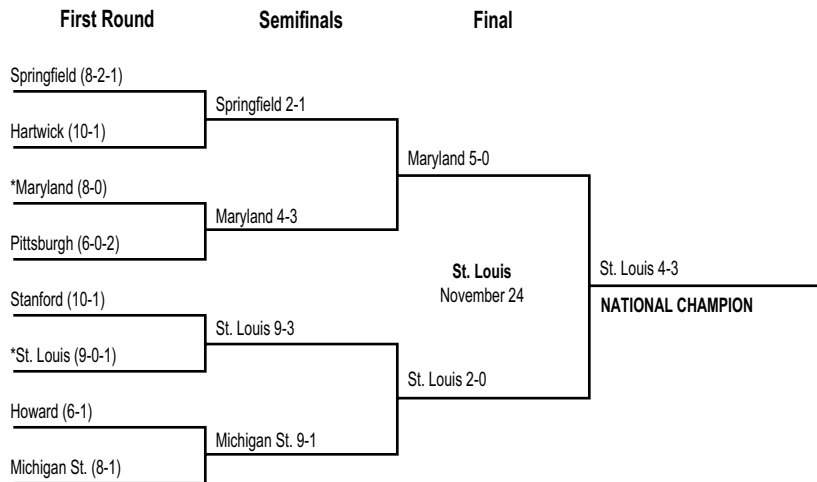


## 1961 Division I Men's Championship Bracket




\*Host institution.

## 1962 Division I Men's Championship Bracket

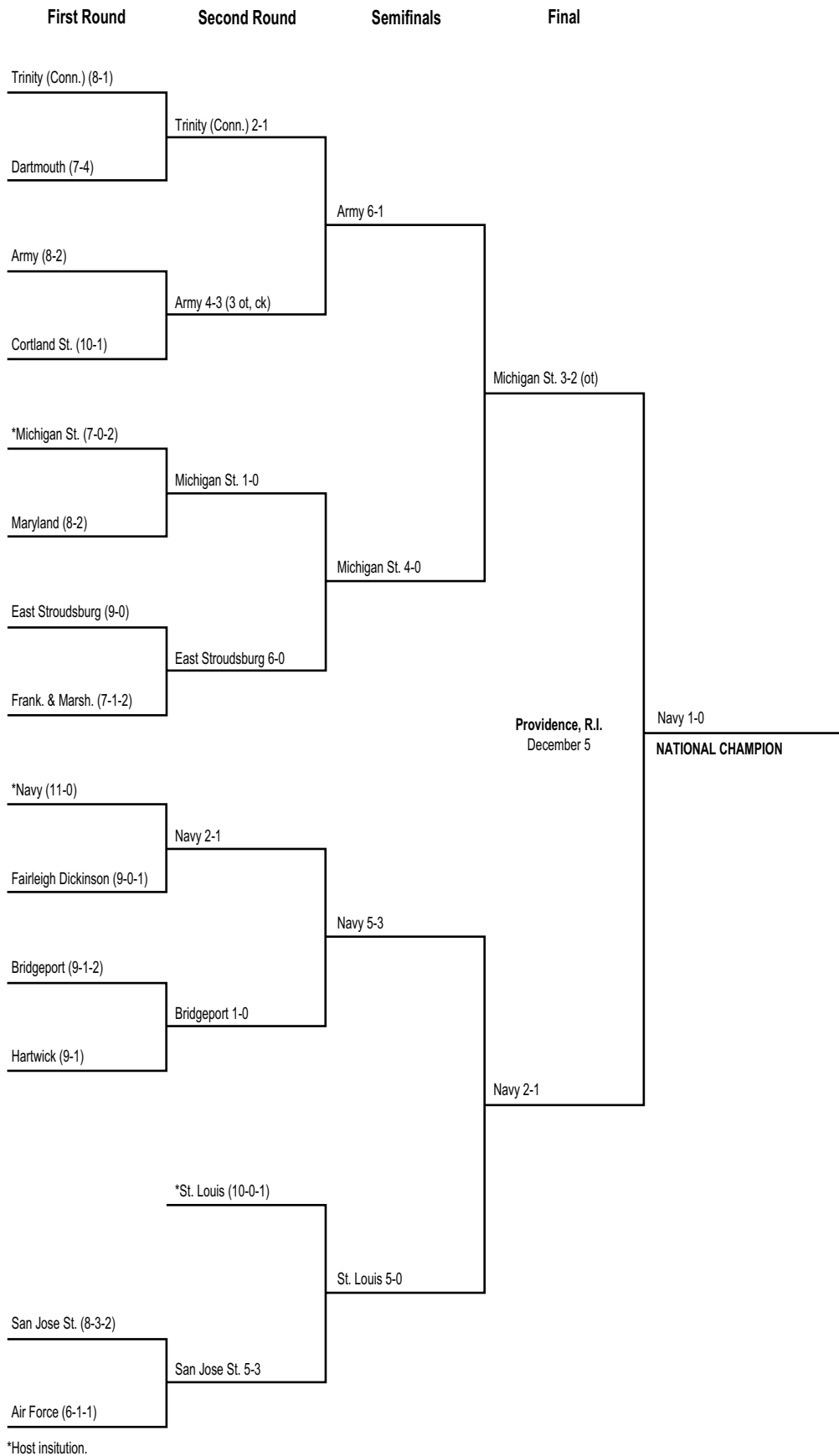


## 1963 Division I Men's Championship Bracket

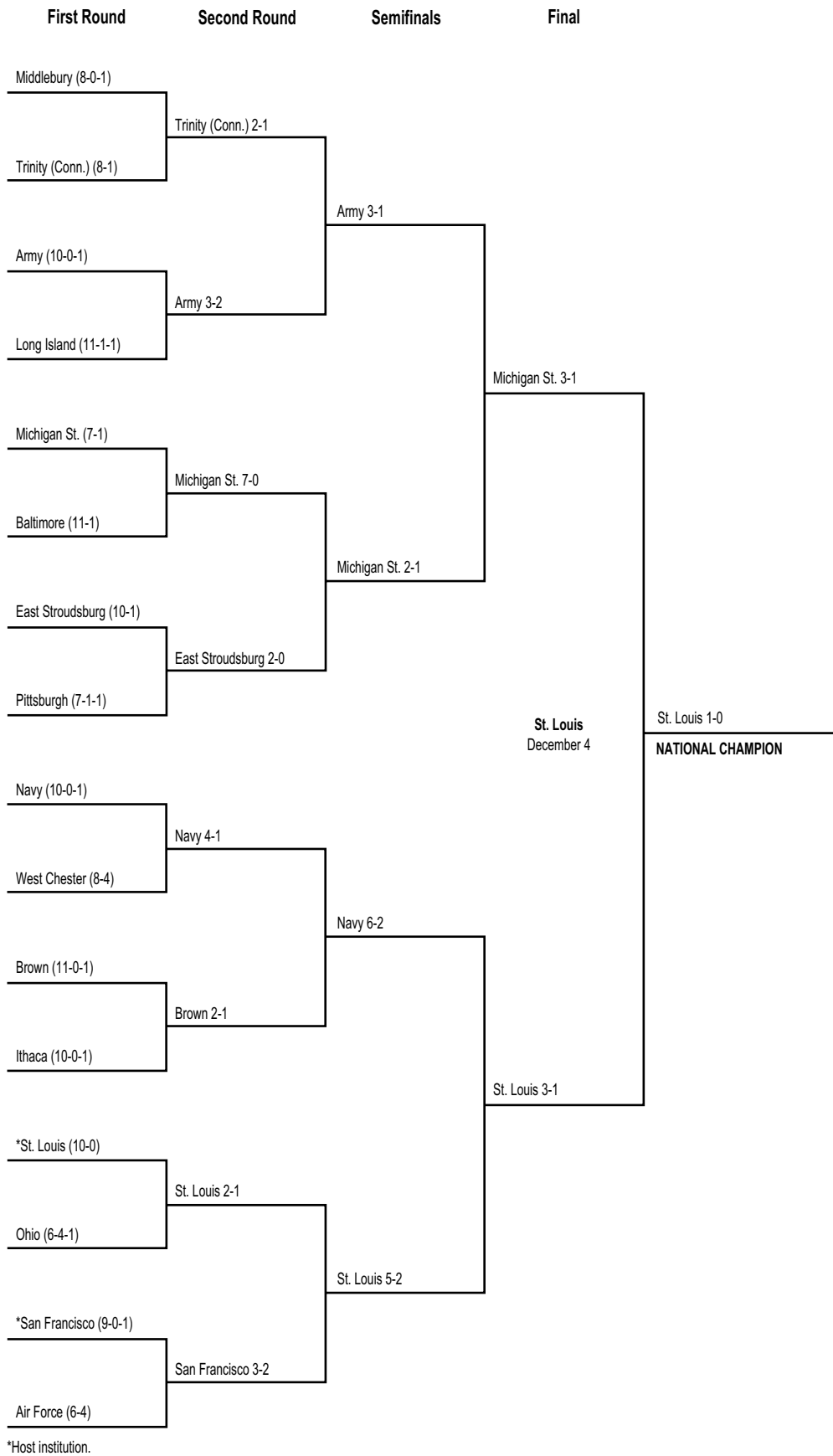


\*Host institution.

# 1964 Division I Men's Championship Bracket



# 1965 Division I Men's Championship Bracket



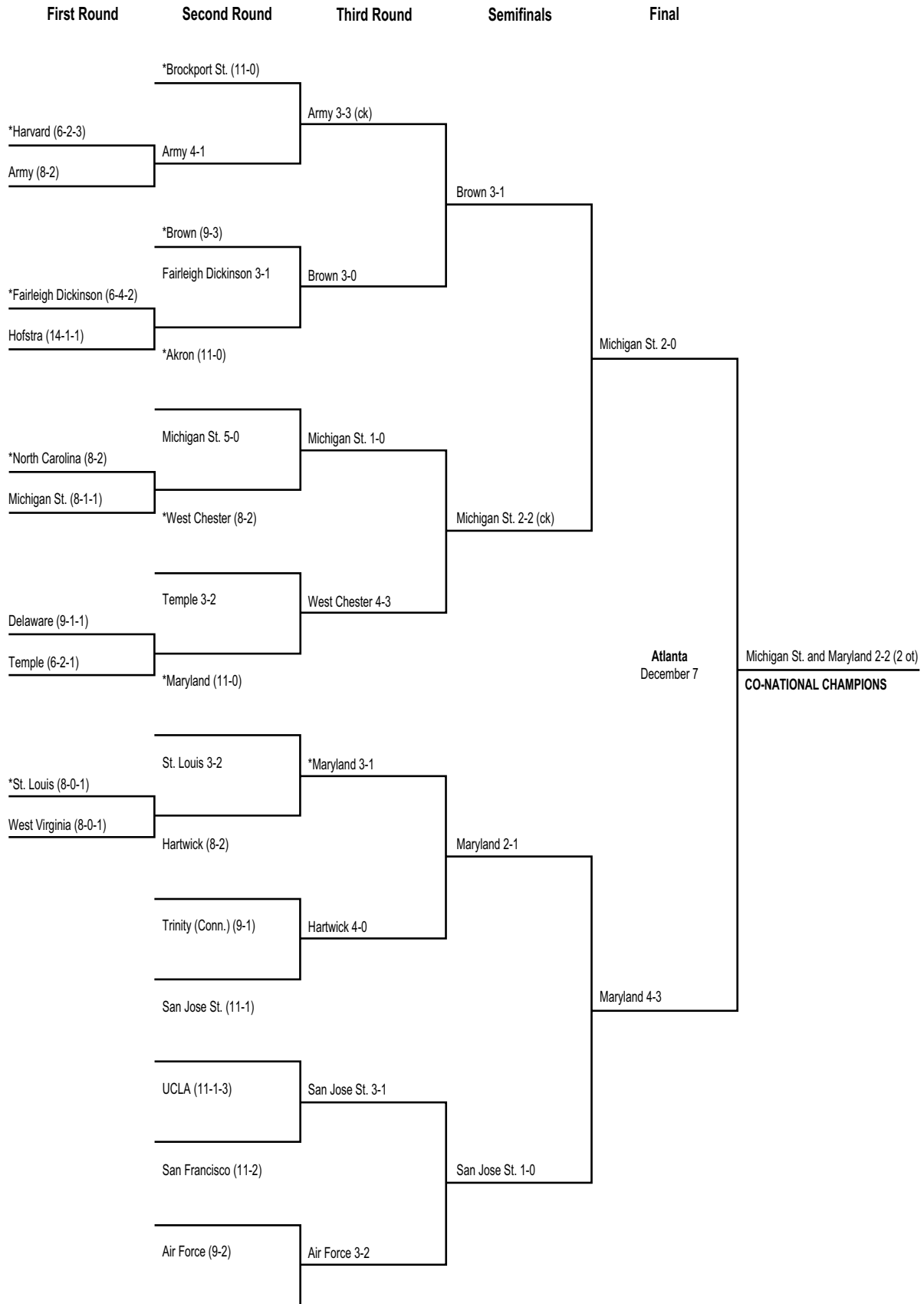
# 1966 Division I Men's Championship Bracket



# 1967 Division I Men's Championship Bracket




# 1968 Division I Men's Championship Bracket




\*Host institution.

# 1969 Division I Men's Championship Bracket



# 1970 Division I Men's Championship Bracket



\*Host institution.  
 #Howard's participation in the 1970 tournament was vacated.

# 1971 Division I Men's Championship Bracket




\*Host institution.  
 #Howard's participation in the 1971 tournament was vacated.

# 1972 Division I Men's Championship Bracket



\*Host institution.

# 1973 Division I Men's Championship Bracket




\*Host institution.

# 1974 Division I Men's Championship Bracket




\*Host institution.

# 1975 Division I Men's Championship Bracket




\*Host institution.

# 1976 Division I Men's Championship Bracket



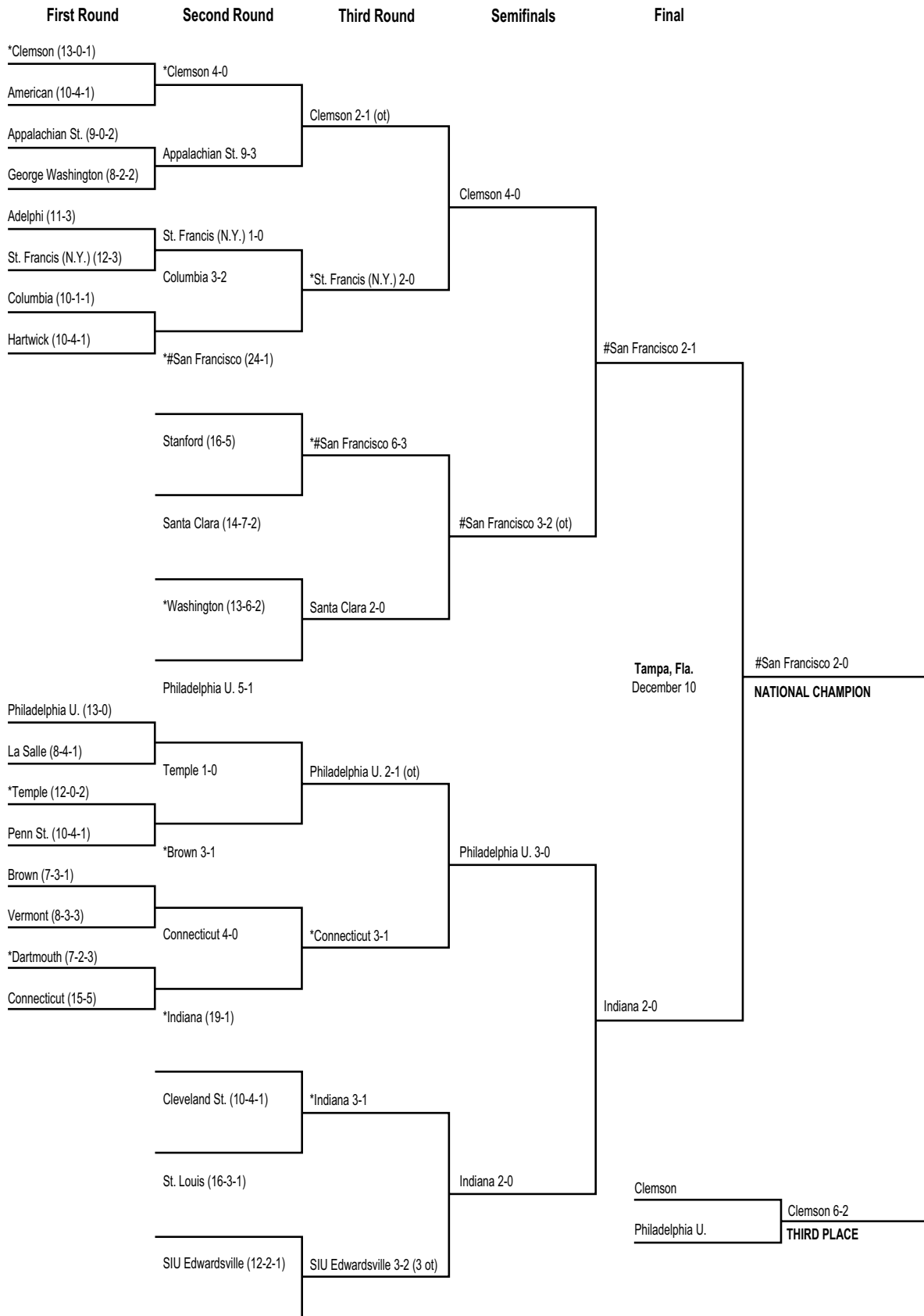
\*Host institution.

# 1977 Division I Men's Championship Bracket




\*Host institution.

# 1978 Division I Men's Championship Bracket



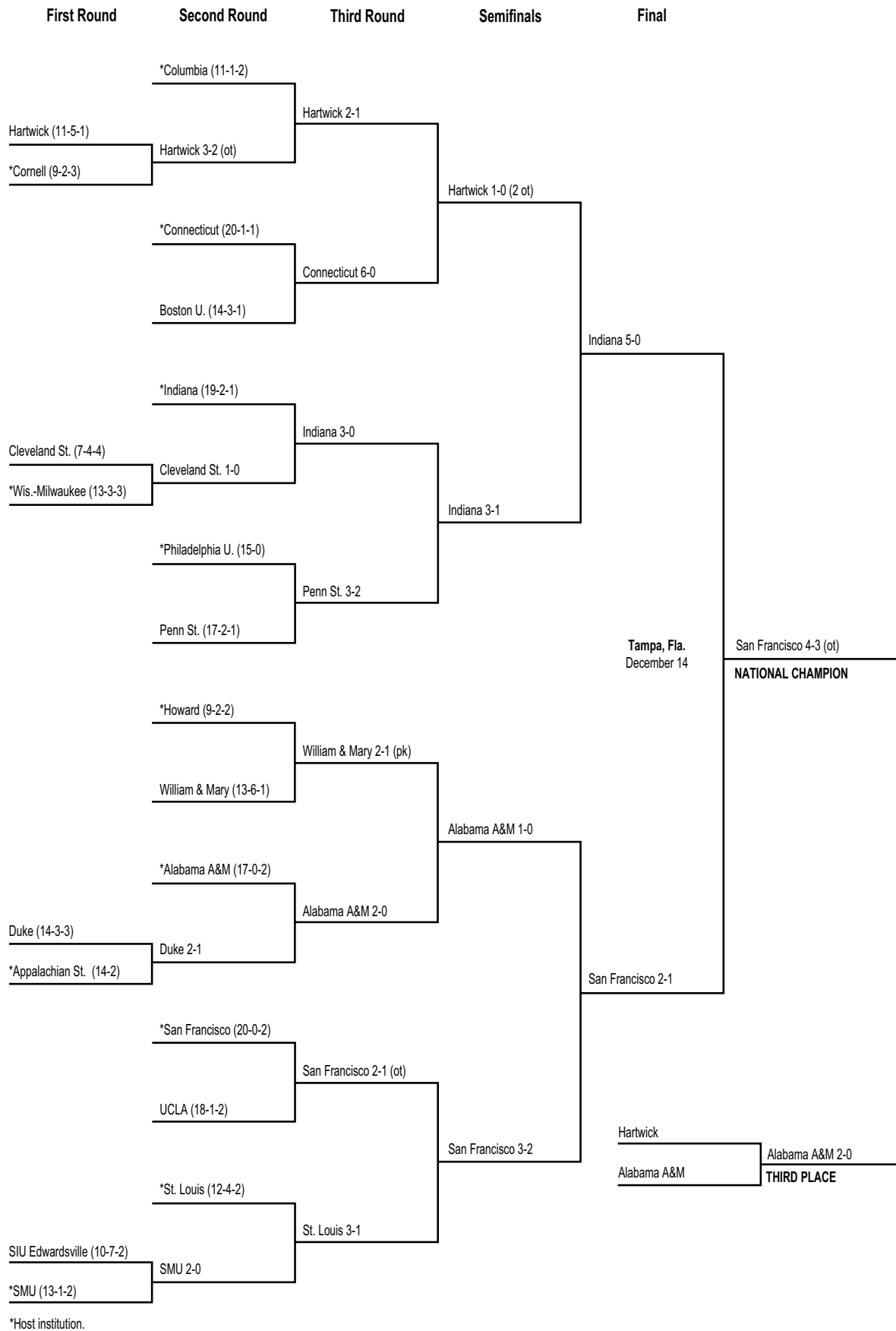
\*Host institution.  
 #San Francisco's participation in the 1978 tournament was vacated.

# 1979 Division I Men's Championship Bracket



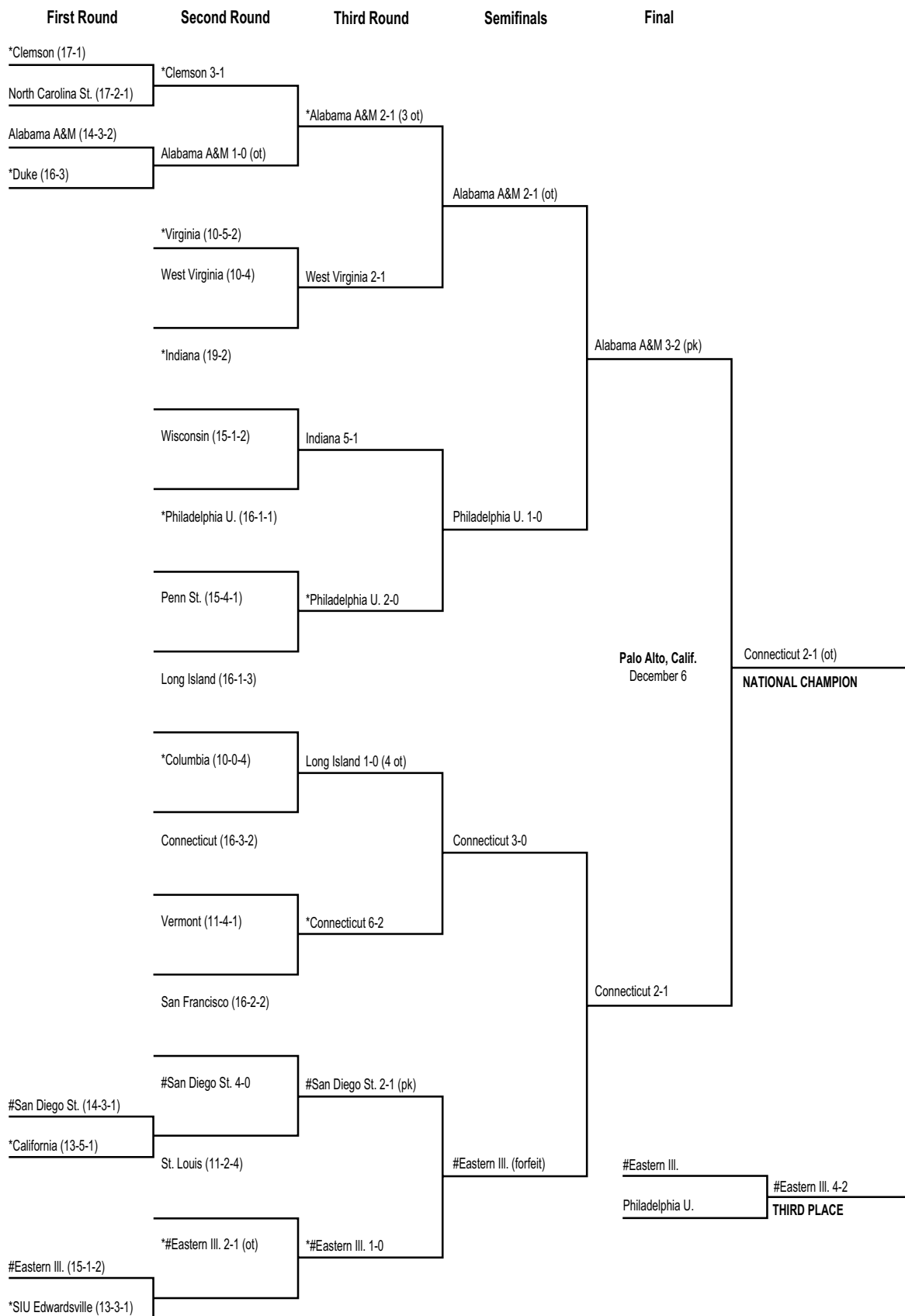
\*Host institution.

# 1980 Division I Men's Championship Bracket



\*Host institution.


# 1981 Division I Men's Championship Bracket



\*Host institution.  
 #San Diego St.'s and Eastern Ill.'s participation in the 1981 tournament was vacated.



# 1983 Division I Men's Championship Bracket



\*Host institution.

# 1984 Division I Men's Championship Bracket



\*Host institution.

# 1985 Division I Men's Championship Bracket

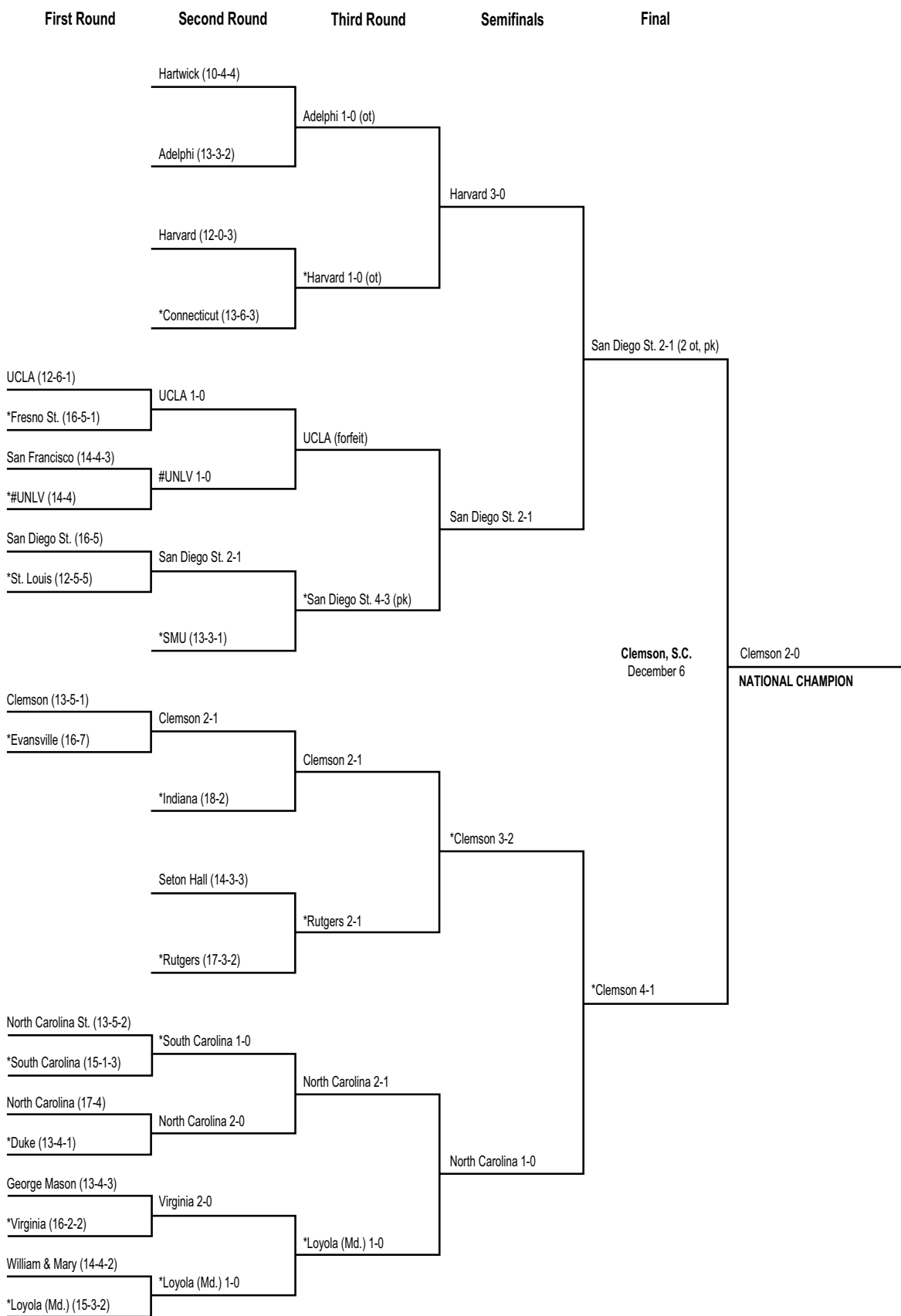


\*Host institution.

# 1986 Division I Men's Championship Bracket



# 1987 Division I Men's Championship Bracket




\*Host institution.  
 #UNLV's participation in the 1987 tournament was vacated.

# 1988 Division I Men's Championship Bracket



\*Host institution.

# 1989 Division I Men's Championship Bracket




\*Host institution.

# 1990 Division I Men's Championship Bracket




# 1991 Division I Men's Championship Bracket



\*Host institution.

# 1992 Division I Men's Championship Bracket



# 1993 Division I Men's Championship Bracket



# 1994 Division I Men's Championship Bracket



# 1995 Division I Men's Championship Bracket



- Seeds**
1. Virginia
  2. SMU
  3. UCLA
  4. South Carolina


# 1996 Division I Men's Championship Bracket




- Seeds**
1. Washington
  2. Florida Int'l
  3. UNC Greensboro
  4. William & Mary

\*Host institution.

# 1997 Division I Men's Championship Bracket



# 1998 Division I Men's Championship Bracket



# 1999 Division I Men's Championship Bracket




- Seeds**
1. Duke
  2. Indiana
  3. St. Louis
  4. Connecticut
  5. Wake Forest
  6. Virginia
  7. Maryland
  8. Missouri St.

\*Host institution.

## 2000 Division I Men's Championship Bracket




## 2001 Division I Men's Championship Bracket



- Seeds**
1. SMU
  2. Virginia
  3. Stanford
  4. Indiana
  5. Clemson
  6. St. Louis
  7. North Carolina
  8. St. John's (N.Y.)

\*Host institution.

## 2002 Division I Men's Championship Bracket




\*Host institution.

**Seeds:**


1. Wake Forest
2. Maryland
3. UCLA
4. St. John's (N.Y.)
5. Boston College
6. Virginia
7. Connecticut
8. VCU

# 2003 Division I Men's Championship Bracket





# 2005 Division I Men's Championship Bracket



\* Host institution.

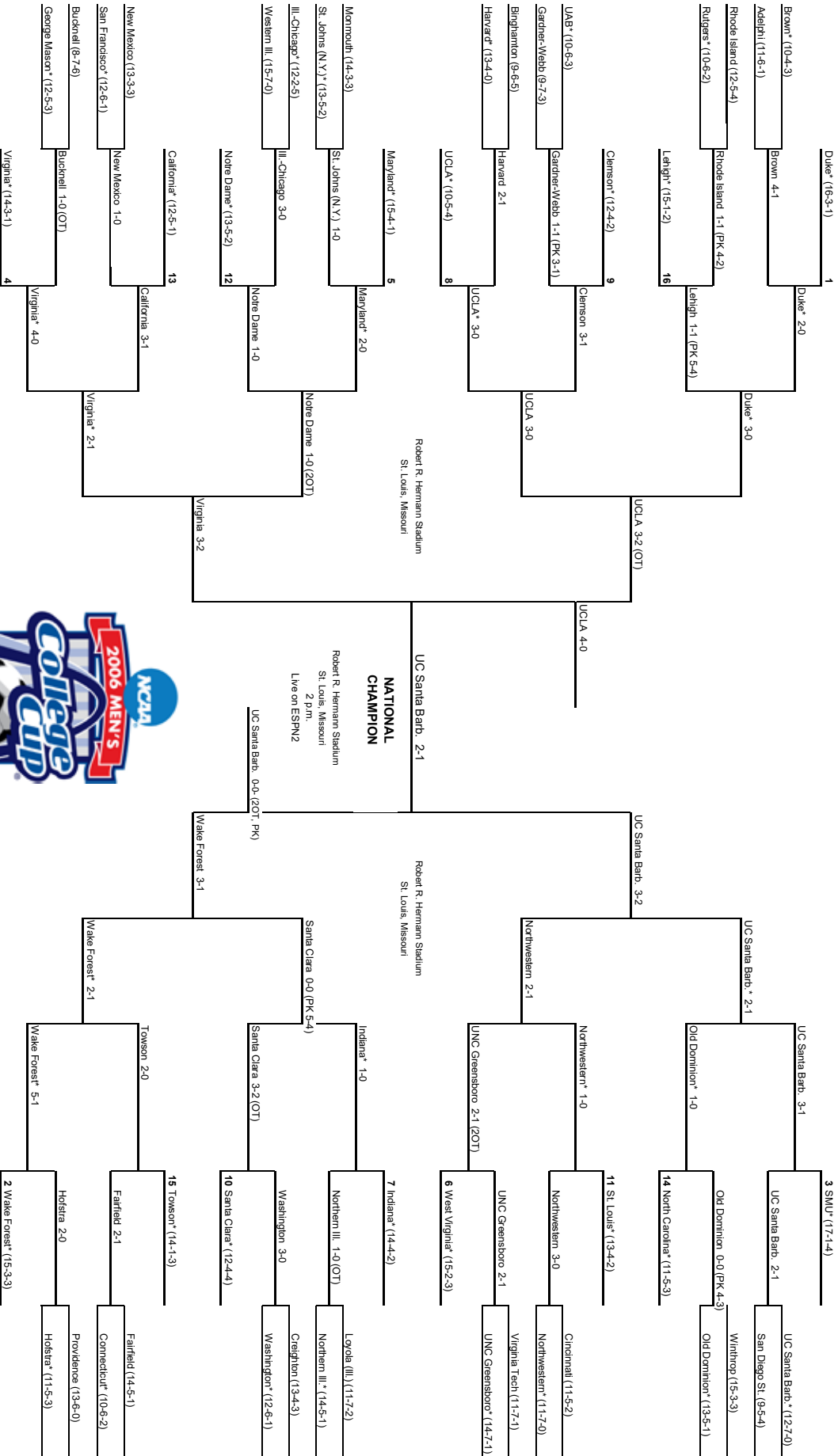
- Seeds:**
- Maryland
  - New Mexico
  - Indiana
  - North Carolina
  - UCLA
  - Duke
  - California
  - Connecticut
  - Akron
  - Old Dominion
  - Penn St.
  - Virginia Tech
  - Virginia
  - North Carolina St.
  - Cal St. Northridge
  - Dartmouth

Maryland 1-0  
**NATIONAL CHAMPION**



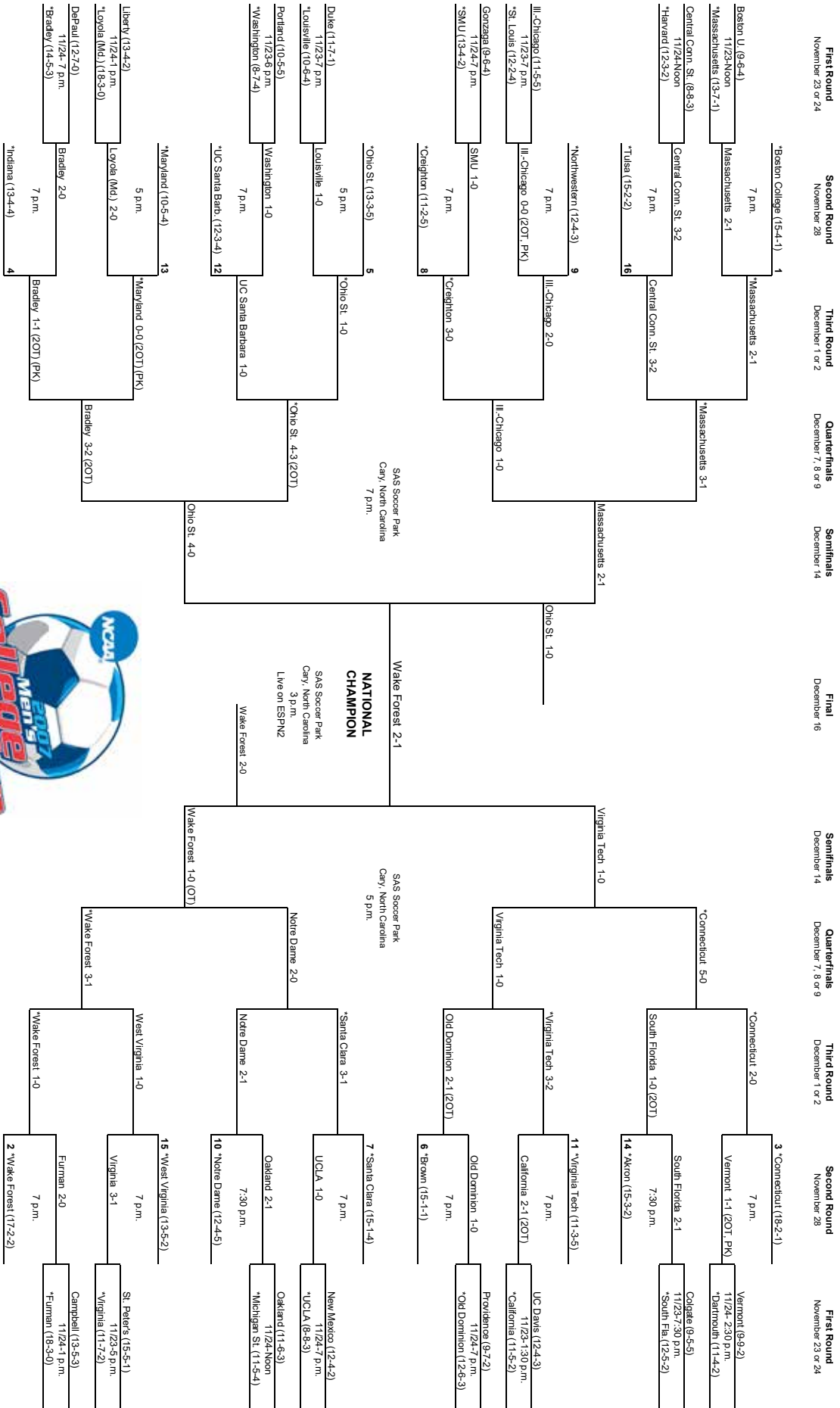
# NCAA Division I Men's SOCCER CHAMPIONSHIP

**First Round** November 10 or 11    
 **Second Round** November 15    
 **Third Round** November 18 or 19    
 **Quarterfinals** November 24, 25 or 26    
 **Semifinals** December 1    
 **Final** December 3    
 **Semifinals** December 1    
 **Quarterfinals** November 24, 25 or 26    
 **Third Round** November 18 or 19    
 **Second Round** November 15    
 **First Round** November 10 or 11





# NCAA Division I Men's SOCCER CHAMPIONSHIP



\* - Host Institution  
All times local



# 2008 NCAA Division I Men's SOCCER CHAMPIONSHIP

**First Round** November 21 or 22      **Second Round** November 23      **Third Round** November 29 or 30      **Quarterfinals** December 5, 6 or 7      **Semifinals** December 12      **Final** December 14      **Semifinals** December 12      **Quarterfinals** December 5, 6 or 7      **Third Round** November 29 or 30      **Second Round** November 23      **First Round** November 21 or 22



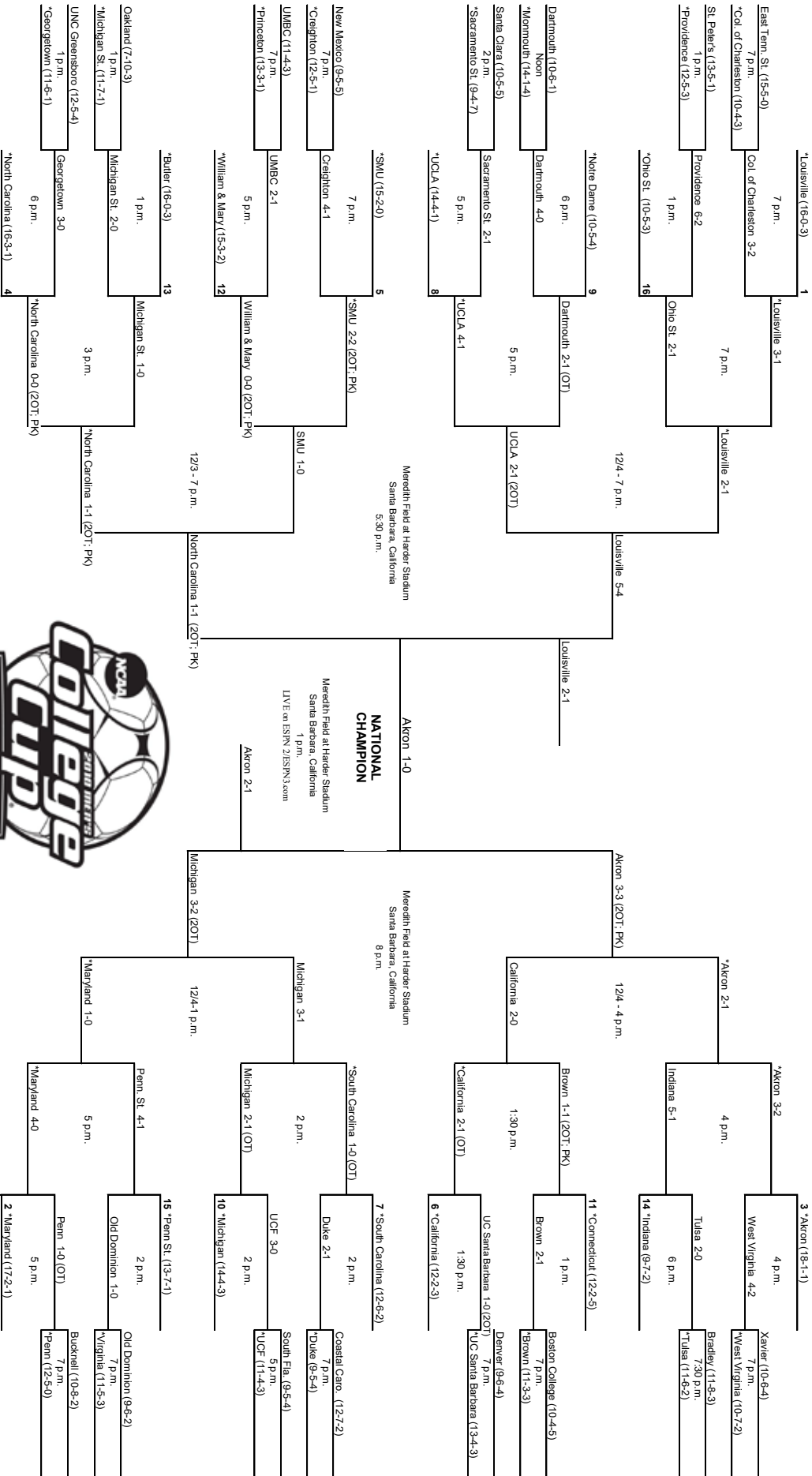
\* Host institution  
All times local  
Semifinals played on ESPN or ESPN2





# 2010 NCAA Division I Men's SOCCER CHAMPIONSHIP

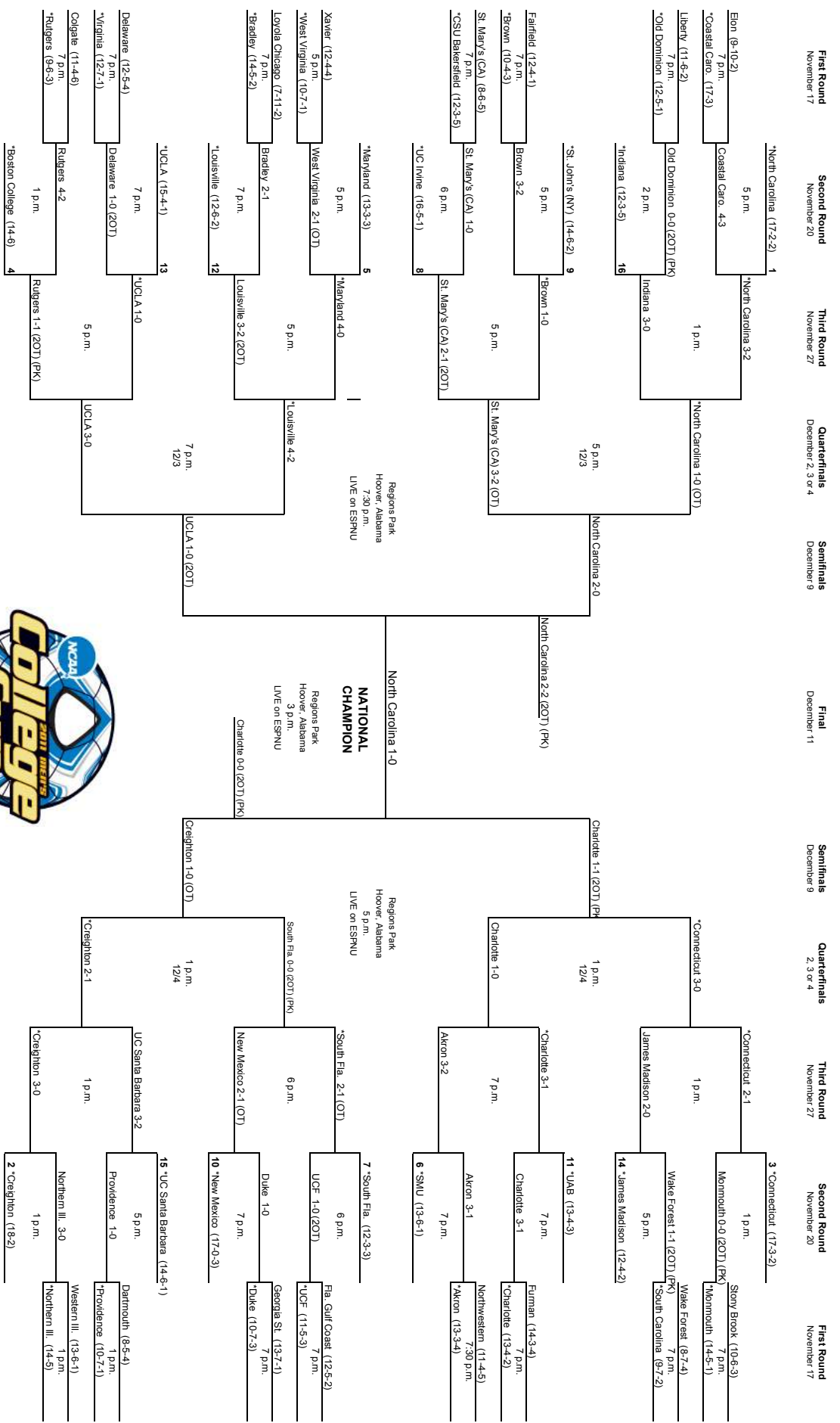
First Round	Second Round	Third Round	Quarterfinals	Semifinals	Final	Semifinals	Quarterfinals	Third Round	Second Round	First Round
November 18	November 21	November 28	December 3, 4 & 5	December 10	December 12	December 10	December 3, 4 & 5	November 28	November 21	November 18



\* Host Institution  
All times local  
Semifinal #1 - LIVE on ESPN  
Semifinal #2 - LIVE on ESPN2/ESPN/ESPN3.com



# 2011 NCAA Division I Men's SOCCER CHAMPIONSHIP



\* Host institution  
All times local



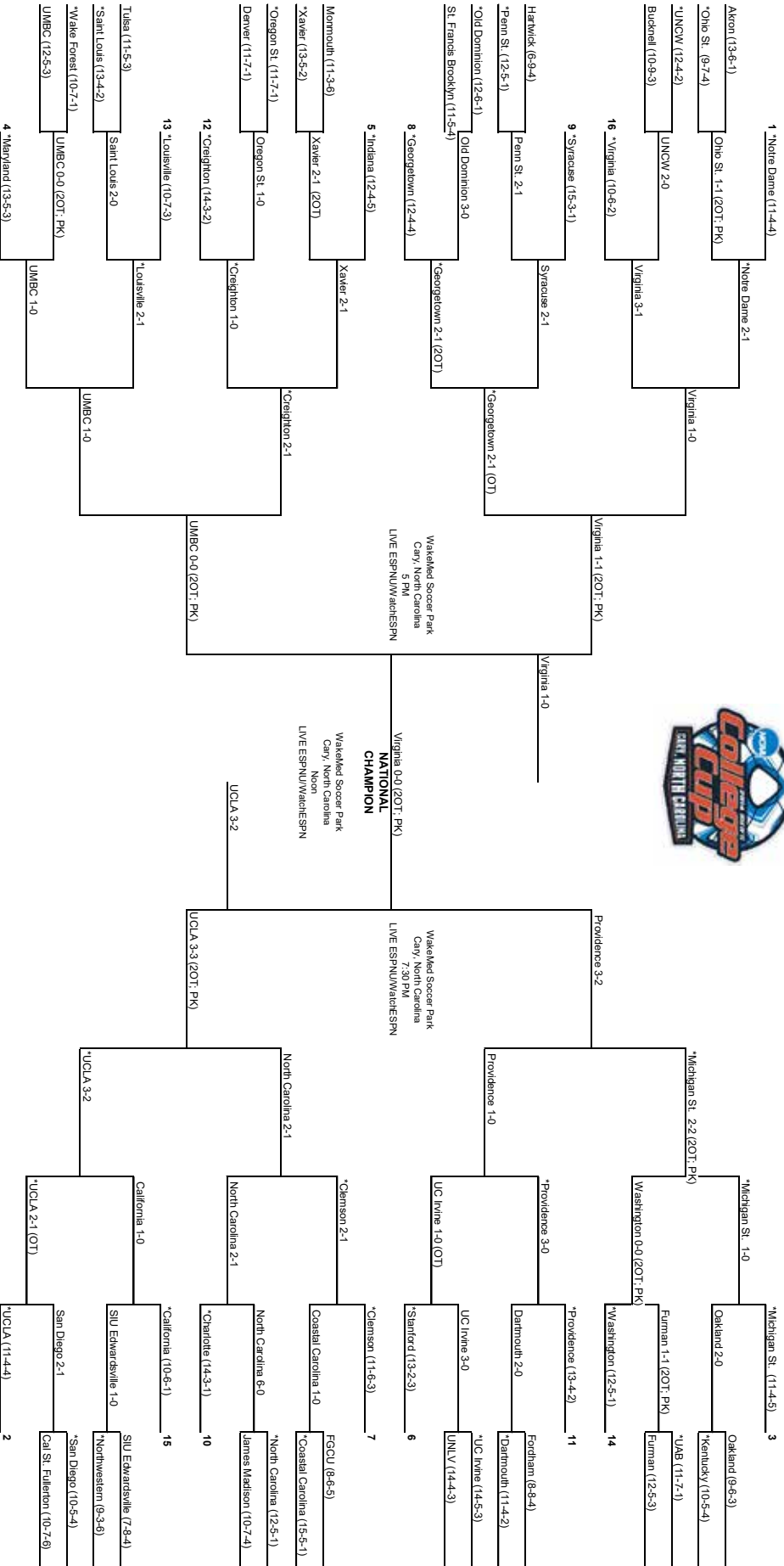




# 2014 NCAA Division I Men's Soccer Championship



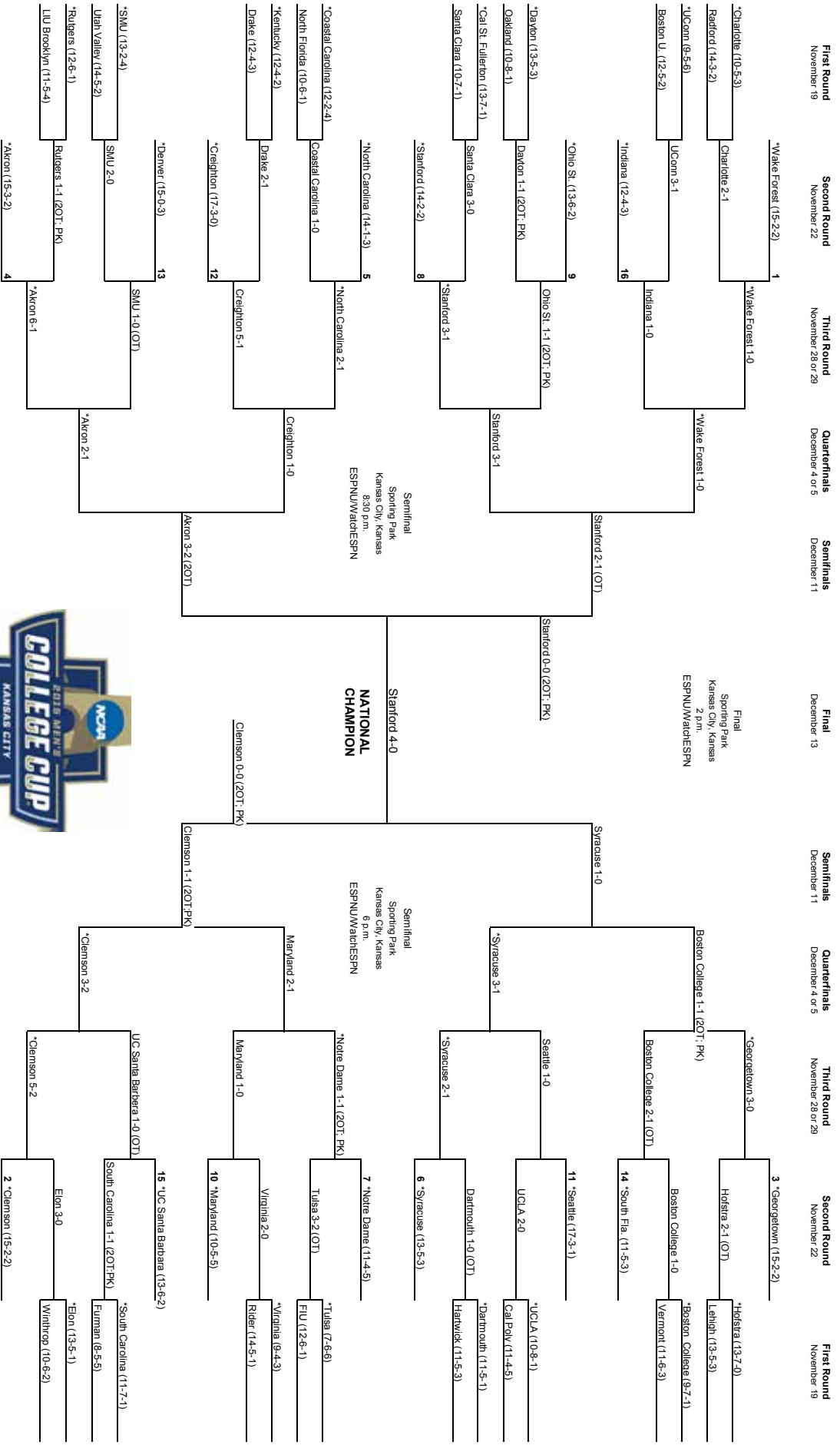
<b>First Round</b> November 20	<b>Second Round</b> November 23	<b>Third Round</b> November 30	<b>Quarterfinals</b> December 5 or 6	<b>Semifinals</b> December 12	<b>Championship</b> December 14	<b>Semifinals</b> December 12	<b>Quarterfinals</b> December 5 or 6	<b>Third Round</b> November 30	<b>Second Round</b> November 23	<b>First Round</b> November 20
-----------------------------------	------------------------------------	-----------------------------------	---	----------------------------------	------------------------------------	----------------------------------	---	-----------------------------------	------------------------------------	-----------------------------------



\* Host institution  
 All times are Eastern time.  
 Information subject to change.  
 Second semifinal game will begin 30 minutes after the conclusion of the first game.  
 © 2014 National Collegiate Athletic Association. No commercial use without the NCAA's written permission.  
 The NCAA opposes all forms of sports wagering.



# 2015 NCAA Division I Men's SOCCER CHAMPIONSHIP



Semifinal  
Sporting Park  
Kansas City, Kansas  
8:30 p.m.  
ESPN/WatchESPN

Semifinal  
Sporting Park  
Kansas City, Kansas  
8:30 p.m.  
ESPN/WatchESPN


Semifinal  
Sporting Park  
Kansas City, Kansas  
6 p.m.  
ESPN/WatchESPN



\*Host institution for preliminary round games.  
All games times are Eastern standard time.  
Order of semifinal games will be determined after quarterfinal round games are completed.  
Second semifinal game will begin play 45 minutes after the conclusion of the first game.

© 2015 National Collegiate Athletic Association. No commercial use without the NCAA's written permission.  
The NCAA opposes all forms of sports wagering.

# 2016 NCAA Division I Men's SOCCER CHAMPIONSHIP



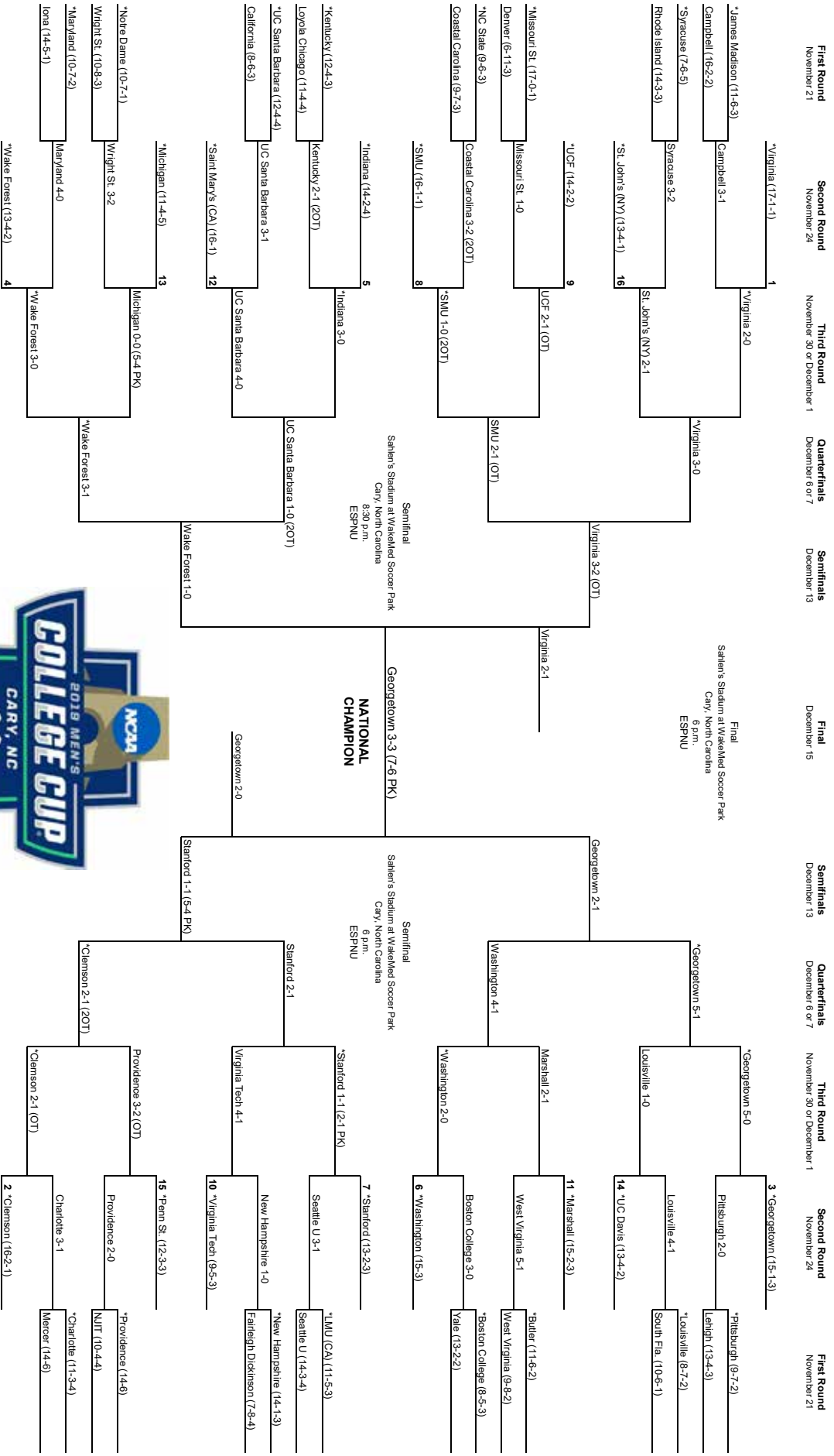
\*Host institution for preliminary round games.  
 All games times are Eastern standard time.  
 Order of semifinal games will be determined after quarterfinal round games are completed.  
 Second semifinal game will begin play 45 minutes after the conclusion of the first game.

© 2016 National Collegiate Athletic Association. No commercial use without the NCAA's written permission.  
 The NCAA opposes all forms of sports wagering.

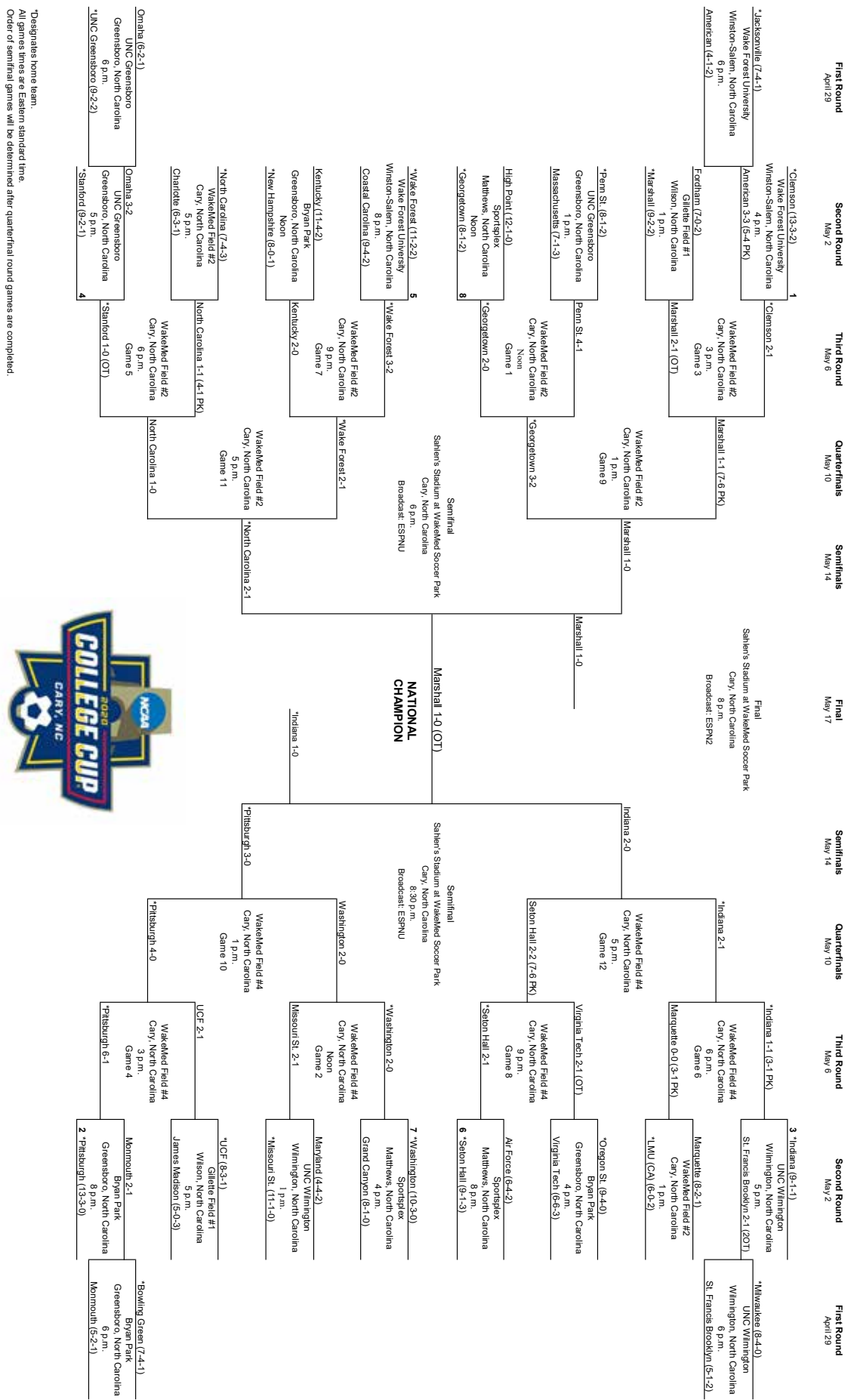




# 2019 NCAA Division I Men's SOCCER CHAMPIONSHIP



© 2019 National Collegiate Athletic Association. No commercial use without the NCAA's written permission. The NCAA opposes all forms of sports wagering.



\*Designates home team.  
All games times are Eastern standard time.  
Order of semifinal games will be determined after quarterfinal round games are completed.

© 2020 National Collegiate Athletic Association. No commercial use without the NCAA's written permission.





**First Round** November 18      **Second Round** November 21      **Third Round** November 27 or 28      **Quarterfinals** December 3 or 4      **Semifinals** December 10      **Final** December 12      **Semifinals** December 10      **Quarterfinals** December 3 or 4      **Third Round** November 27 or 28      **Second Round** November 21      **First Round** November 18



\*Host institution.  
All games times are Eastern standard time.  
Order of semifinal games will be determined after quarterfinal round games are completed.



© 2021 National Collegiate Athletic Association. No commercial use without the NCAA's written permission.



