2000 National Collegiate Division I Women's

SOFTBALL CHAMPIONSHIP

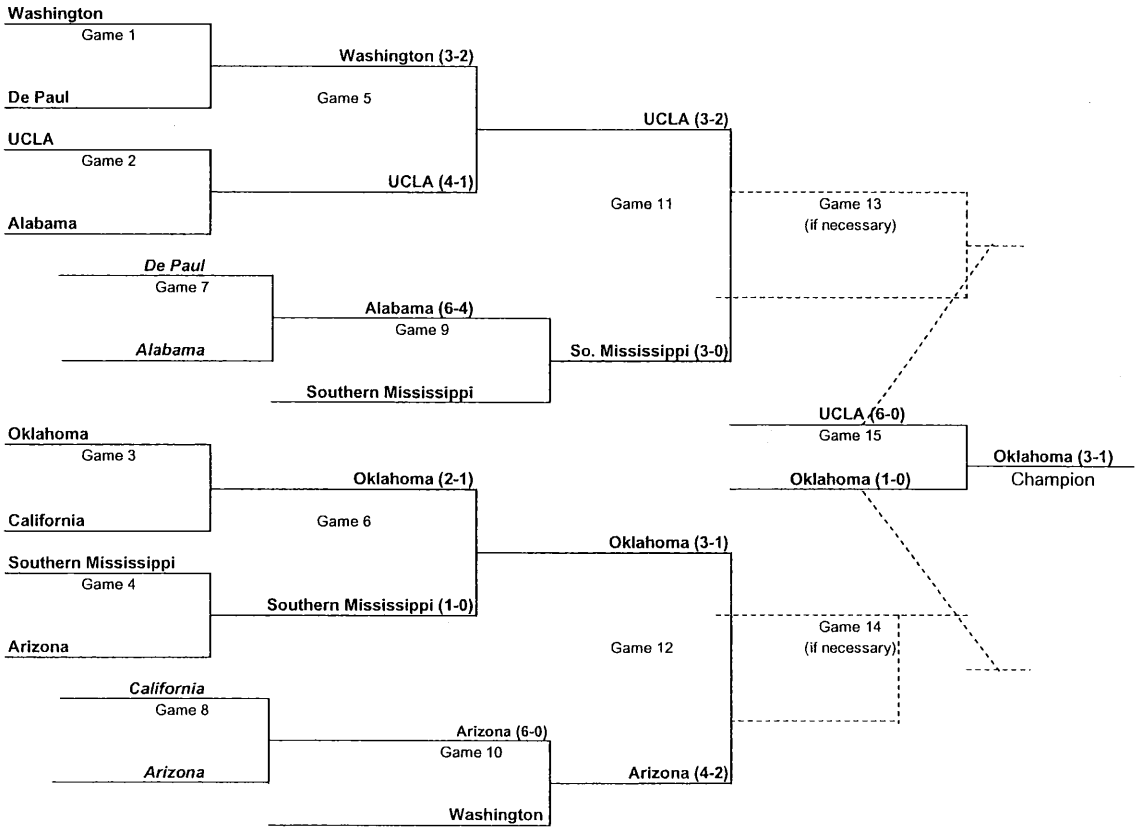

2000 Team Rosters

NCAA Women's College World Series

Alabama Crimson Tide

No.	Name
1	Kim Rohret
3	Jennifer Reach
4	Lise DeBruin
6	Nicki McKee
7	Kierstin Arnsten
8	Lacy Prejean
9	Kelley Askew
11	Kristi Frenier
14	Paula White
16	Ginger Jones
18	Christy Kyle
19	Melisa Bautista
21	Kelly Kretschman
23	Julie Lindner
24	Shelley Laird
44	Suzanne Olcott

Head Coach: Pat Murphy

Arizona Wildcats

No.	Name
0	Becky Lemke
2	Teresa Ayoub
3	Lindsay Robinson
4	Nicole Giordano
5	Katie Swan
7	Erika Hanson
8	Lisha Ribellia
9	Leneah Manuma
14	Lindsey Rice
24	Lauren Bauer
25	Allison Andrade
27	Jennie Finch
32	Toni Mascarenas
42	Lindsey Collins
99	Chrissy Gil

Head Coach: Mike Candrea

California Golden Bears

No.	Name
1	Pauline Duenas
2	Lisa Iancin
3	Paige Bowie
4	Courtney Scott
7	Jocelyn Forest
11	Amber Phillips
12	Candace Harper
13	Nicole DiSalvio
15	Mikella Pedretti
17	Veronica Nelson
20	Eryn Manahan
21	Kristi Robles
22	Shauna Chapin
23	Kristen Morley
25	Jennifer Deering
31	Laura Power

Head Coach: Diane Ninemire

DePaul Blue Demons

No.	Name
1	Molly Sircher
2	Laura Visin
3	Jenny Davis
4	Tami Bouck
5	Tatum Allen
7	Shavaughne Desecki
8	Lindsay Chouinard
9	Llz Bouck
10	Gina Ramacci
12	Toni Campbell
14	Kate Otto
18	Lara Vignocchi
21	Amy Starr
24	Vanessa Saavedra
25	Dana Jakusz
30	Katy Kukman
32	Ashley Ivey
34	Alyssa Hyem
44	Julie Luna

Head Coach: Eugene Lenti

Oklahoma Sooners

No.	Name
5	Jennifer Stewart
7	Leah Gulla
8	Kelli Braitsch
10	Macy Wilson
14	Jennifer Stump
15	Erin Evans
16	Christy Ring
21	Lana Moran
22	LaKisha Washington
23	Lisa Carey
24	Jaime White
25	Ashli Barrett
33	Andrea Davis
34	Mandy Fulton
44	Larissa Foley

Head Coach: Patty Gasso

Southern Mississippi Eagles

No.	Name
1	Melanie McMains
2	Jennifer Collins
5	Courtney Blades
6	Channika Gant
7	Kendra Seals
9	Julie Reynaud
11	Dalenah Tanner
12	Tammy Edwards
13	Kristie Martin
14	Amy Berman
15	Chrystal Stevens
18	Jennifer Ford
19	Felicia Gonzales
25	Kenya Peters
55	Erin Johnson

Head Coach: Lu Harris

UCLA Bruins

No.	Name
2	Erin Rahn
3	Lupe Brambila
4	Marin Noack
5	Casey Hiraiwa
6	Jenny Gardner
7	Amanda Freed
9	Lyndsey Klein
10	Crissy Buck
11	Monique Mejia
12	Stephanie Swenson
14	Lauren Fendrick
18	Julie Adams
21	Tairia Mims
22	Courtney Dale
23	Toria Auelua
27	Natasha Watley
32	Julie Marshall

Head Coach: Sue Enquist

Washington Huskies

No.	Name
1	Becky Simpson
3	Shannon Walsh
4	Melissa Downs
5	Christie Rosenblad
6	Jamie Graves
7	Kim DePaul
9	Bridget Wilcox
10	Rosie Leutzinger
11	Jeanine Giordano
12	Jenny Topping
14	Erin Helgeland
15	Jessica Bork
18	Kelly Hauxhurst
23	Jennifer Spediacci
24	Amy Hanson
28	Lauren McJunkin
44	Jaime Clark

Head Coach: Teresa Wilson

2000 NCAA WCWS
Batting Leaders (as of Apr 30, 2007)
(All games)

Hitting minimums - 1 Games 10 AB
Pitching minimums - 1 Games 10 IP

Batting avg

1.	Mims, Tairia, UCLA	.600
2.	Marshall, Julie, UCLA	.538
3.	Johnson, Erin, SOMISS	.500
4.	Davis, Andrea, OKLA	.455
	Mascarenas, Toni, ARIZ	.455

Slugging pct

1.	Mims, Tairia, UCLA	1.000
2.	Davis, Andrea, OKLA	.909
3.	Carey, Lisa, OKLA	.769
4.	Mascarenas, Toni, ARIZ	.727
5.	Johnson, Erin, SOMISS	.667

On base pct

1.	Mims, Tairia, UCLA	.667
2.	Davis, Andrea, OKLA	.538
3.	Marshall, Julie, UCLA	.500
	Johnson, Erin, SOMISS	.500
5.	Giordano, Nicole, ARIZ	.462

Runs scored

1.	Klein, Lyndsey, UCLA	3
	Giordano, Nicole, ARIZ	3
	Collins, Jennifer, SOMISS	3
4.	12 tied at	2

Hits

1.	Marshall, Julie, UCLA	7
2.	Johnson, Erin, SOMISS	6
	Mims, Tairia, UCLA	6
4.	4 tied at	5

Runs batted in

1.	Desecki, Shavaughne, DEPAUL	6
2.	Klein, Lyndsey, UCLA	4
	Mascarenas, Toni, ARIZ	4
4.	4 tied at	3

Doubles

1.	Johnson, Erin, SOMISS	2
	Leutzinger, Rosie, WASH	2
	Davis, Andrea, OKLA	2
4.	7 tied at	1

Triples

1.	Desecki, Shavaughne, DEPAUL	1
	Kretschman, Kelly, ALA	1

Home runs

1.	Carey, Lisa, OKLA	2
	Klein, Lyndsey, UCLA	2
3.	12 tied at	1

Total bases

1.	Mims, Tairia, UCLA	10
	Carey, Lisa, OKLA	10
	Davis, Andrea, OKLA	10
4.	Klein, Lyndsey, UCLA	9
5.	5 tied at	8

Walks

1.	Berman, Amy, SOMISS	5
	Topping, Jenny, WASH	5
3.	Clark, Jaime, WASH	4
4.	Nelson, Veronica, CAL	3
5.	3 tied at	2

Hit by pitch

1.	Washington, LaKisha, OKLA	2
2.	9 tied at	1

Sac bunts

1.	Barrett, Ashli, OKLA	2
	Gulla, Leah, OKLA	2
	Davis, Jenny, DEPAUL	2
4.	20 tied at	1

Sac flies

1.	Reach, Jennifer, ALA	1
	Mascarenas, Toni, ARIZ	1
	Jones, Ginger, ALA	1
	Marshall, Julie, UCLA	1

Stolen bases

1.	Ring, Christy, OKLA	3
2.	Washington, LaKisha, OKLA	2
	Bauer, Lauren, ARIZ	2
	Giordano, Nicole, ARIZ	2
5.	15 tied at	1

Total plate appearances

1.	Ring, Christy, OKLA	15
	Berman, Amy, SOMISS	15
	Freed, Amanda, UCLA	15
4.	8 tied at	14

At bats

1.	Ring, Christy, OKLA	15
2.	Klein, Lyndsey, UCLA	14
	Dale, Courtney, UCLA	14
	Freed, Amanda, UCLA	14
5.	7 tied at	13

Steal attempts

1.	Giordano, Nicole, ARIZ	3
	Ring, Christy, OKLA	3
3.	Washington, LaKisha, OKLA	2
	Olcott, Suzanne, ALA	2
	Bauer, Lauren, ARIZ	2

Strikeouts

1.	Barrett, Ashli, OKLA	8
2.	Fulton, Mandy, OKLA	7
3.	Collins, Lindsey, ARIZ	6
	Evans, Erin, OKLA	6
5.	2 tied at	5

Caught stealing

1.	Olcott, Suzanne, ALA	2
2.	Giordano, Nicole, ARIZ	1
	Evans, Erin, OKLA	1

Grounded into DP

1.	Nelson, Veronica, CAL	1

2000 NCAA WCWS
Pitching Leaders (as of Apr 30, 2007)
(All games)

Hitting minimums - 1 Games 10 AB
Pitching minimums - 1 Games 10 IP

Earned run avg

1. Lemke, Becky, ARIZ.....	0.35
2. Stewart, Jennifer, OKLA....	0.61
3. Laird, Shelley, ALA.....	1.07
4. Freed, Amanda, UCLA.....	1.35
5. Spediacci, Jennifer, WASH..	2.00

Opposing bat avg

1. Spediacci, Jennifer, WASH..	.163
2. Freed, Amanda, UCLA.....	.181
3. Blades, Courtney, SOMISS...	.183
4. Laird, Shelley, ALA.....	.183
5. Lemke, Becky, ARIZ.....	.222

Innings pitched

1. Freed, Amanda, UCLA.....	26.0
2. Stewart, Jennifer, OKLA....	23.0
Blades, Courtney, SOMISS...	23.0
4. Lemke, Becky, ARIZ.....	20.0
5. Laird, Shelley, ALA.....	19.2

Batters struck out

1. Blades, Courtney, SOMISS...	31
2. Freed, Amanda, UCLA.....	27
3. Lemke, Becky, ARIZ.....	24
4. Spediacci, Jennifer, WASH..	13
5. Laird, Shelley, ALA.....	8

Batters SO out looking

1. Spediacci, Jennifer, WASH..	8
2. Blades, Courtney, SOMISS...	7
3. Lemke, Becky, ARIZ.....	6
Freed, Amanda, UCLA.....	6
5. Forest, Jocelyn, CAL.....	3

Wins

1. Stewart, Jennifer, OKLA....	4
2. Freed, Amanda, UCLA.....	3
3. Blades, Courtney, SOMISS...	2
4. 4 tied at.....	1

Saves

Appearances

1. Stewart, Jennifer, OKLA....	4
Freed, Amanda, UCLA.....	4
Blades, Courtney, SOMISS...	4
4. 3 tied at.....	3

Games started

1. Freed, Amanda, UCLA.....	4
2. Lemke, Becky, ARIZ.....	3
Blades, Courtney, SOMISS...	3
Stewart, Jennifer, OKLA....	3
5. 2 tied at.....	2

Games finished

1. Chouinard, Lindsay, DEPAUL.	2
2. 7 tied at.....	1

Games in relief

1. Chouinard, Lindsay, DEPAUL.	2
2. 7 tied at.....	1

Sac bunts allowed

1. Laird, Shelley, ALA.....	4
2. Forest, Jocelyn, CAL.....	3
Lemke, Becky, ARIZ.....	3
Freed, Amanda, UCLA.....	3
Stewart, Jennifer, OKLA....	3

Sac flies allowed

1. Chouinard, Lindsay, DEPAUL.	1
Spediacci, Jennifer, WASH..	1
Freed, Amanda, UCLA.....	1
Stewart, Jennifer, OKLA....	1

Losses

1. Lemke, Becky, ARIZ.....	2
Blades, Courtney, SOMISS...	2
3. 9 tied at.....	1

Runners picked off

1. Barrett, Ashli, OKLA.....	2

Wild pitches

1. Gonzales, Felicia, SOMISS..	1
Spediacci, Jennifer, WASH..	1
Blades, Courtney, SOMISS...	1

Balks

Hit batters

1. Freed, Amanda, UCLA.....	3
Lemke, Becky, ARIZ.....	3
3. Forest, Jocelyn, CAL.....	2
4. 3 tied at.....	1

Intentional BB allowed

1. Freed, Amanda, UCLA.....	1

Hits allowed

1. Spediacci, Jennifer, WASH..	8
2. Chouinard, Lindsay, DEPAUL.	9
3. Forest, Jocelyn, CAL.....	11
4. Laird, Shelley, ALA.....	13
5. Blades, Courtney, SOMISS...	15

Runs allowed

1. Stewart, Jennifer, OKLA....	2
Lemke, Becky, ARIZ.....	2
3. Forest, Jocelyn, CAL.....	4
4. Freed, Amanda, UCLA.....	6
Chouinard, Lindsay, DEPAUL.	6

Earned runs allowed

1. Lemke, Becky, ARIZ.....	1
2. Stewart, Jennifer, OKLA....	2
3. Laird, Shelley, ALA.....	3
4. Forest, Jocelyn, CAL.....	4
Chouinard, Lindsay, DEPAUL.	4

Walks allowed

1. Blades, Courtney, SOMISS...	1
2. Stewart, Jennifer, OKLA....	3
Forest, Jocelyn, CAL.....	3
4. Chouinard, Lindsay, DEPAUL.	4
5. Spediacci, Jennifer, WASH..	5

Doubles allowed

1. Laird, Shelley, ALA.....	0
2. Blades, Courtney, SOMISS...	1
Forest, Jocelyn, CAL.....	1
Chouinard, Lindsay, DEPAUL.	1
Spediacci, Jennifer, WASH..	1

Triples allowed

1. Freed, Amanda, UCLA.....	0
Blades, Courtney, SOMISS...	0
Forest, Jocelyn, CAL.....	0
Stewart, Jennifer, OKLA....	0
Spediacci, Jennifer, WASH..	0

Home runs allowed

1. Chouinard, Lindsay, DEPAUL.	0
2. Freed, Amanda, UCLA.....	1
Laird, Shelley, ALA.....	1
Stewart, Jennifer, OKLA....	1
Spediacci, Jennifer, WASH..	1

2000 NCAA WCWS
Fielding Leaders (as of Apr 30, 2007)
(All games)

Hitting minimums - 1 Games
Pitching minimums - 1 Games 10 IP

Fielding pct

1. Peters, Kenya, SOMISS.....	1.000
Mims, Tairia, UCLA.....	1.000
Marshall, Julie, UCLA.....	1.000
Carey, Lisa, OKLA.....	1.000
Downs, Melissa, WASH.....	1.000

Chances

1. Peters, Kenya, SOMISS.....	36
2. Collins, Lindsey, ARIZ.....	33
Mims, Tairia, UCLA.....	33
4. Marshall, Julie, UCLA.....	30
5. Carey, Lisa, OKLA.....	29

Putouts

1. Peters, Kenya, SOMISS.....	35
2. Mims, Tairia, UCLA.....	33
3. Collins, Lindsey, ARIZ.....	30
4. Carey, Lisa, OKLA.....	25
5. 2 tied at.....	24

Assists

1. Mascarenas, Toni, ARIZ.....	13
2. Watley, Natasha, UCLA.....	12
Adams, Julie, UCLA.....	12
4. Braitsch, Kelli, OKLA.....	11
5. Rosenblad, Christie, WASH..	8

Fielding double plays

1. Mims, Tairia, UCLA.....	2
Olcott, Suzanne, ALA.....	2
3. 11 tied at.....	1

Passed balls

1. Peters, Kenya, SOMISS.....	1
Collins, Lindsey, ARIZ.....	1
Marshall, Julie, UCLA.....	1
Topping, Jenny, WASH.....	1

Catchers interference

Steal attempts against

1. Peters, Kenya, SOMISS.....	9
2. Blades, Courtney, SOMISS...	7
3. Scott, Courtney, CAL.....	5
4. Topping, Jenny, WASH.....	4
5. 3 tied at.....	3

Stolen bases against

1. Peters, Kenya, SOMISS.....	8
2. Blades, Courtney, SOMISS...	6
3. Topping, Jenny, WASH.....	4
Scott, Courtney, CAL.....	4
5. 2 tied at.....	3

Caught stealing by

1. 8 tied at.....	1

Errors

1. Mascarenas, Toni, ARIZ.....	4
2. Reach, Jennifer, ALA.....	2
Braitsch, Kelli, OKLA.....	2
Freed, Amanda, UCLA.....	2
Adams, Julie, UCLA.....	2

2000 NCAA WCWS
Overall Statistics (as of Apr 30, 2007)
(All games Sorted by Batting avg)

Team	AVG	G	AB	R	H	2B	3B	HR	RBI	TB	SLG%	BB	HBP	SO	GDP	OB%	SF	SH	SB-ATT	PO	A	E	FLD%
UCLA	.304	4	112	14	34	3	0	5	10	52	.464	5	1	15	0	.336	1	3	6-6	84	39	5	.961
Oklahoma	.238	4	101	9	24	3	0	4	9	39	.386	3	4	40	0	.287	0	5	7-8	84	41	2	.984
Arizona	.232	4	99	10	23	1	0	3	9	33	.333	6	1	21	0	.280	1	3	6-7	81	25	6	.946
California	.229	2	48	1	11	0	0	0	1	11	.229	5	3	6	1	.339	0	4	0-0	41	18	0	1.000
Washington	.222	3	72	7	16	4	0	2	6	26	.361	14	1	14	0	.356	0	3	1-1	60	24	1	.988
Southern Mississippi	.202	4	99	5	20	2	0	1	5	25	.253	8	0	20	0	.262	0	3	2-2	84	15	2	.980
Alabama	.186	3	70	7	13	0	1	0	7	15	.214	4	1	15	0	.234	2	2	2-4	60	19	5	.940
DePaul	.152	2	46	6	7	0	1	1	6	12	.261	4	0	7	0	.220	0	3	0-0	36	21	2	.966
Totals	.229	26	647	59	148	13	2	16	53	213	.329	49	11	138	1	.293	4	26	24-28	530	202	23	.970

(All games Sorted by Earned run avg)

Team	ERA	W-L	G	CG	SHO/CBO	SV	IP	H	R	ER	BB	SO	2B	3B	HR	AB	B/Avg	WP	HBP	BK	SFA	SHA
Arizona	0.52	2-2	4	4	1/0	0	27.0	21	4	2	10	29	3	0	2	98	.214	0	3	0	0	4
Oklahoma	0.75	4-0	4	3	1/0	0	28.0	26	3	3	5	7	2	0	1	99	.263	0	2	0	1	5
UCLA	1.25	3-1	4	3	1/1	0	28.0	17	6	5	10	28	3	0	1	100	.170	0	3	0	1	3
Alabama	1.75	1-2	3	2	0/0	0	20.0	16	11	5	6	8	0	1	1	75	.213	0	0	0	0	4
Southern Mississippi	2.00	2-2	4	2	2/1	0	28.0	21	9	8	2	35	2	0	5	103	.204	2	0	0	0	1
Washington	2.45	1-2	3	2	0/0	0	20.0	17	9	7	8	19	1	0	2	75	.227	1	1	0	1	2
DePaul	4.08	0-2	2	0	0/0	0	12.0	13	9	7	4	7	1	1	1	45	.289	0	0	0	1	3
California	4.10	0-2	2	1	0/0	0	13.2	17	8	8	4	5	1	0	3	52	.327	0	2	0	0	4
Totals	1.78	13-13	26	17	5/2	0	176.2	148	59	45	49	138	13	2	16	647	.229	3	11	0	4	26

PB - Wildcats 1, Bruins 1, Huskies 1, GoldenEagles 1. Pickoffs - Sooners 2.

(All games Sorted by Fielding pct)

Team	C	PO	A	E	FLD%	DPs	SBA	CSB	SBA%	PB	CI
California	59	41	18	0	1.000	0	4	1	.800	0	0
Washington	85	60	24	1	.988	0	4	0	1.000	1	0
Oklahoma	127	84	41	2	.984	1	1	1	.500	0	0
Southern Mississippi	101	84	15	2	.980	0	8	1	.889	1	0
DePaul	59	36	21	2	.966	1	1	1	.500	0	0
UCLA	128	84	39	5	.961	2	3	0	1.000	1	0
Arizona	112	81	25	6	.946	1	1	0	1.000	1	0
Alabama	84	60	19	5	.940	2	2	0	1.000	0	0
Totals	755	530	202	23	.970	7	24	4	.857	4	0

2000 NCAA WCWS- Championship Game
Oklahoma vs UCLA
May 29, 2000 at Oklahoma City, OK (Hall of Fame Stadium)

Oklahoma 3 (66-8)

Player	AB	R	H	RBI	BB	SO	PO	A	LOB
Ring, Christy lf	4	0	0	0	0	1	3	1	3
Evans, Erin cf	4	1	2	0	0	1	1	0	0
Carey, Lisa 1b	4	1	3	2	0	1	7	0	0
Davis, Andrea rf	3	0	1	0	1	0	3	0	0
White, Jaime pr	0	1	0	0	0	0	0	0	0
Barrett, Ashli c	3	0	0	0	0	3	1	1	2
Fulton, Mandy dh	3	0	0	0	0	3	0	0	2
Braitsch, Kelli ss	3	0	2	1	0	0	1	1	0
Gulla, Leah 3b	3	0	0	0	0	2	1	0	0
Washington, LaKisha 2b	1	0	0	0	0	1	4	2	0
Stump, Jennifer ph	1	0	0	0	0	1	0	0	2
Stewart, Jennifer p	0	0	0	0	0	0	0	1	0
Totals	29	3	8	3	1	13	21	6	9

UCLA 1 (46-12-1)

Player	AB	R	H	RBI	BB	SO	PO	A	LOB
Freed, Amanda p	4	0	1	0	0	0	0	1	1
Watley, Natasha ss	3	1	3	0	0	0	0	1	0
Adams, Julie 3b	3	0	1	0	0	0	0	2	2
Hiraiwa, Casey pr	0	0	0	0	0	0	0	0	0
Marshall, Julie c	2	0	1	1	0	0	12	2	0
Rahn, Erin pr	0	0	0	0	0	0	0	0	0
Klein, Lyndsey 2b	3	0	0	0	0	1	3	1	0
Mims, Tairia 1b	2	0	0	0	0	0	5	0	1
Dale, Courtney dh	3	0	0	0	0	0	0	0	1
Buck, Crissy cf	3	0	2	0	0	0	0	0	0
Brambila, Lupe lf	2	0	0	0	0	0	1	0	0
Auelua, Toria ph	1	0	0	0	0	0	0	0	0
Mejia, Monique rf	0	0	0	0	0	0	0	0	0
Totals	26	1	8	1	0	1	21	7	6

Score by Innings		R	H	E
Oklahoma	003 000 0	3	8	1
UCLA	000 001 0	1	8	1

E - BRAITSCH(16); FREED(3). DP - Sooners 1. LOB - Sooners 9; Bruins 6. 2B - BRAITSCH(12); MARSHALL(6). HR - CAREY(20). HBP - WASHINGTON; MIMS. SH - BARRETT(3); FULTON(9). SF - MARSHALL(6). SB - BRAITSCH(12); WASHINGTON(22).

Oklahoma	IP	H	R	ER	BB	SO	AB	BF
Stewart, Jennifer	7.0	8	1	1	0	1	26	28

UCLA	IP	H	R	ER	BB	SO	AB	BF
Freed, Amanda	7.0	8	3	3	1	13	29	33

Win - STEWART (34-6). Loss - FREED (28-8). Save - None.
HBP - by STEWART (MIMS); by FREED (WASHINGTON).
Umpires - HP: Kevin Davis 1B: Lisa Harvey 3B: Marty Makar
Start: 2:15 pm Time: 2:35 Attendance: 8049
Game: 2000GM13

2000 NCAA WCWS- Championship Game
Oklahoma vs UCLA - Play-by-Play
May 29, 2000 at Oklahoma City, OK (Hall of Fame Stadium)

Score by Innings	R	H	E
Oklahoma..... 003 000 0 -	3	8	1
UCLA..... 000 001 0 -	1	8	1

Oklahoma starters: 16/lf RING; 15/cf EVANS; 23/1b CAREY; 33/rf DAVIS; 25/c BARRETT; 34/dh FULTON; 8/ss BRAITSCH; 7/3b GULLA; 22/2b WASHINGTON; 5/p STEWART;
UCLA starters: 7/p FREED; 27/ss WATLEY; 18/3b ADAMS; 32/c MARSHALL; 9/2b KLEIN; 21/1b MIMS; 22/dh DALE; 10/cf BUCK; 3/lf BRAMBILA; 11/rf MEJIA;

Oklahoma 1st - RING grounded out to 2b. EVANS singled down the lf line. CAREY singled, bunt; EVANS advanced to second. DAVIS flied out to lf. BARRETT struck out swinging. 0 runs, 2 hits, 0 errors, 2 LOB.

UCLA 1st - FREED grounded out to p. WATLEY singled to second base. ADAMS lined into double play lf to 1b; WATLEY out on the play. 0 runs, 1 hit, 0 errors, 0 LOB.

Oklahoma 2nd - FULTON struck out looking. BRAITSCH doubled to right field. GULLA reached on a fielding error by p; BRAITSCH advanced to third. WASHINGTON struck out looking. RING struck out looking. 0 runs, 1 hit, 1 error, 2 LOB.

UCLA 2nd - MARSHALL grounded out to 1b unassisted. KLEIN popped up to 2b. MIMS hit by pitch. DALE popped up to ss. 0 runs, 0 hits, 0 errors, 1 LOB.

Oklahoma 3rd - EVANS singled to left field. CAREY homered to left field, 2 RBI; EVANS scored. DAVIS singled to right field. WHITE pinch ran for DAVIS. BARRETT reached on a fielder's choice, SAC, bunt; WHITE advanced to second. FULTON out at first 3b to 2b, SAC, bunt; BARRETT advanced to second; WHITE advanced to third. BRAITSCH singled to left field, RBI; BARRETT advanced to third; WHITE scored. BRAITSCH stole second. GULLA struck out swinging. STUMP pinch hit for WASHINGTON. STUMP struck out swinging. 3 runs, 4 hits, 0 errors, 2 LOB.

UCLA 3rd - DAVIS to rf for WHITE. WASHINGTON to 2b for STUMP. BUCK flied out to rf. BRAMBILA flied out to rf. FREED singled to left field. WATLEY singled to right field; FREED advanced to third. ADAMS grounded out to ss. 0 runs, 2 hits, 0 errors, 2 LOB.

Oklahoma 4th - RING grounded out to ss. EVANS struck out swinging. CAREY struck out looking. 0 runs, 0 hits, 0 errors, 0 LOB.

UCLA 4th - MARSHALL doubled down the lf line. RAHN pinch ran for MARSHALL. RAHN out at second c to 2b, picked off. KLEIN flied out to cf. MIMS lined out to 2b. 0 runs, 1 hit, 0 errors, 0 LOB.

Oklahoma 5th - MARSHALL to c for RAHN. DAVIS popped up to 2b. BARRETT struck out looking. FULTON struck out swinging. 0 runs, 0 hits, 0 errors, 0 LOB.

UCLA 5th - DALE fouled out to 3b. BUCK singled to right field. BRAMBILA popped up to 1b. FREED grounded out to 2b. 0 runs, 1 hit, 0 errors, 1 LOB.

Oklahoma 6th - BRAITSCH grounded out to p. GULLA struck out swinging. WASHINGTON hit by pitch. WASHINGTON stole second. RING grounded out to 3b. 0 runs, 0 hits, 0 errors, 1 LOB.

UCLA 6th - WATLEY singled to first base. ADAMS singled to right center; WATLEY advanced to third. HIRAIWA pinch ran for ADAMS. MARSHALL flied out to lf, SF, RBI; HIRAIWA advanced to second; WATLEY scored. KLEIN struck out swinging. MIMS flied out to rf. 1 run, 2 hits, 0 errors, 1 LOB.

Oklahoma 7th - ADAMS to 3b for HIRAIWA. EVANS out at first c to 2b, bunt. CAREY singled to right field. DAVIS walked; CAREY advanced to second. BARRETT struck out swinging. FULTON struck out swinging, out at first c to 1b. 0 runs, 1 hit, 0 errors, 2 LOB.

UCLA 7th - DALE grounded out to 2b. BUCK singled up the middle. AUELUA pinch hit for BRAMBILA. AUELUA reached on a fielding error by ss; BUCK advanced to second. BRAMBILA to lf for AUELUA. FREED flied out to lf. BUCK out at second 2b unassisted, runner left early. 0 runs, 1 hit, 1 error, 1 LOB.

2001 National Collegiate Division I Women's

SOFTBALL CHAMPIONSHIP

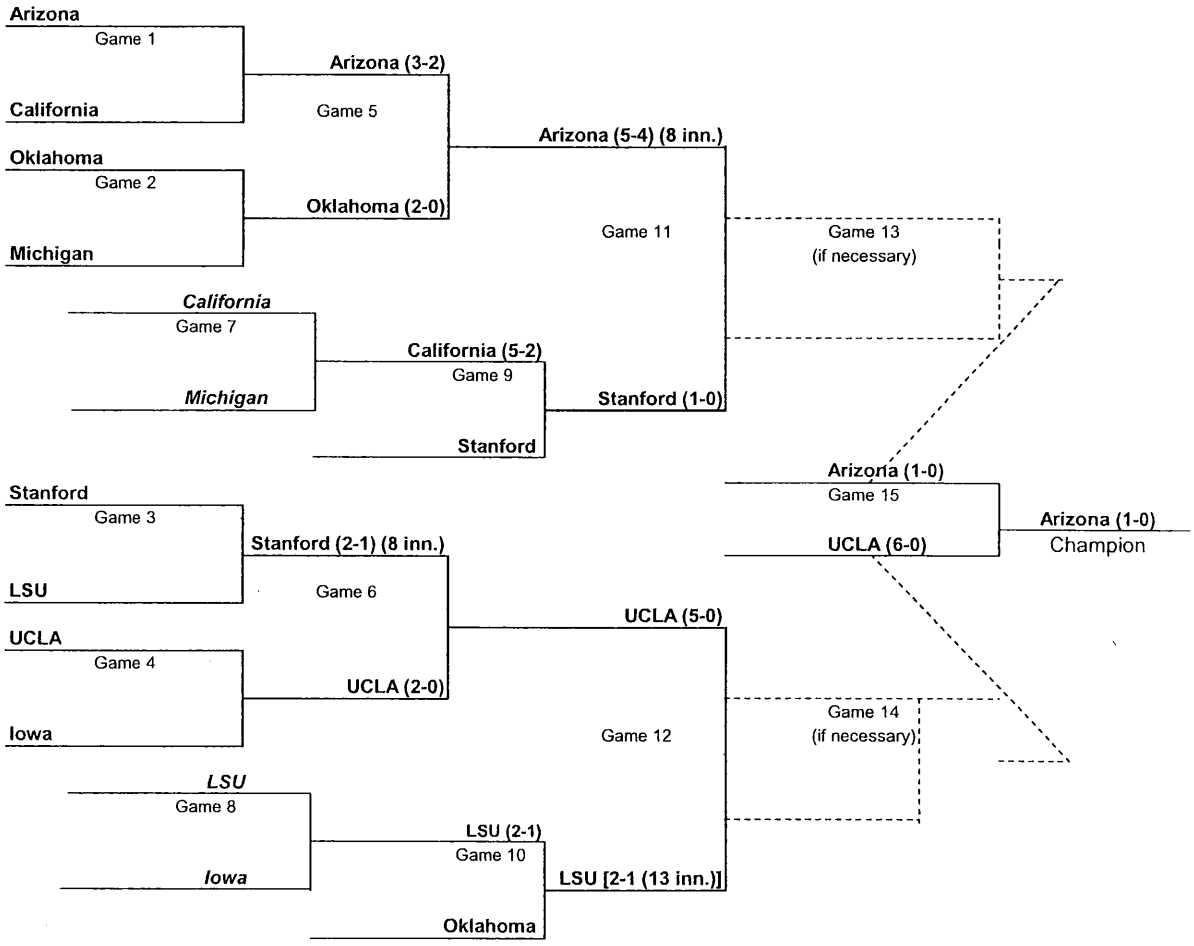

2001 Team Rosters

NCAA Women's College World Series

Arizona Wildcats

No.	Name
0	Becky Lemke
2	Teresa Demeter
3	Lovieanne Jung
4	Nicole Giordano
7	Erika Hanson
8	Lisha Ribellia
9	Leneah Manuma
15	Jenny Gladding
20	Candace Abrams
24	Lauren Bauer
25	Allison Andrade
27	Jennie Finch
31	Kim Balkan
32	Toni Mascarenas
42	Lindsey Collins
52	Mackenzie Vandergeest

Head Coach: Mike Candrea

California Golden Bears

No.	Name
1	Pauline Duenas
3	Paige Bowie
4	Courtney Scott
7	Jocelyn Forest
10	Kourtney Davis
11	Amber Phillips
12	Candace Harper
13	Nicole DiSalvio
15	Mikella Pedretti
17	Veronica Nelson
20	Eryn Manahan
21	Katie Andrew
23	Kristen Morley
25	Jennifer Deering
31	Danielle Setiawan

Head Coach: Diane Ninemire

Iowa Hawkeyes

No.	Name
2	Amber Morrow
3	Lisa Rasche
4	Erin Doud
6	Melissa Stuber
8	Julia Wirzbach
9	Megan Atkins
10	Alicia Gerlach
12	Christina Schmaltz
14	Laura Chipman
15	Katie Boney
16	Sarah Thomson
17	Brooke Cross
18	Lori Leon
19	Liz Dennis
21	Katy Jendrzejewski
22	Kristi Hanks
24	Kristin Johnson
31	Jessica Bashor

Head Coach: Gayle Blevins

LSU Tigers

No.	Name
0	Megann Steege
1	Dee Douglas
3	Aleshia Perry
4	Kelly Levesque
5	Ashley Lewis
6	Auburne Ziober
7	Britni Sneed
8	Stephanie Hastings
9	Jennie Reeves
12	Sarah Meadors
14	Sara Fitzgerald
16	Jill Crawford
17	Christy Connor
19	April Janzen
21	Julie Wiese
22	Jennifer Schuelke
44	Trena Peel
55	Erin Johnson

Head Coach: Yvette Girouard

Michigan Wolverines

No.	Name
1	Amy Prichard
2	Chrissy Garza
4	Meghan Doe
7	Marissa Young
8	Kim Bugel
10	Melissa Taylor
11	Lisa Mack
12	Kelsey Kollen
14	Marie Barda
15	Mary Conner
16	Stefanie Volpe
17	Courtney Murdock
18	Monica Schock
20	Rebecca Tune
21	Melinda Moulden
22	Kate Eiland
23	Liz Elsner
25	Meghan Ritter
32	Angie Churchill
44	Courtney Betley

Head Coach: Carol Hutchins

Oklahoma Sooners

No.	Name
1	Adrianne Ratliff
2	Kaycee Clark
5	Jennifer Stewart
6	Lindsey Abbott
7	Leah Gulla
8	Kelli Braitsch
12	Angela Wedlake
14	Jennifer Stump
15	Erin Evans
17	Megan Hube
21	Christy Ring
22	LaKisha Washington
23	Lisa Carey
24	Jaime White
25	Ashli Barrett
26	Katie Overton
33	Andrea Davis
34	Mandy Fulton

Head Coach: Patty Gasso

Stanford Cardinal

No.	Name
1	Ramona Shelburne
2	Kira Ching
5	Jessica Draemel
8	Robin Walker
9	Michelle Thiry
10	Lindsey Stice
11	Tori Nyberg
12	Dana Sorensen
17	Jessica Allister
20	Cassi Brangham
21	Jessica Mendoza
22	Sarah Beeson
24	Jenni Shideler
26	Jaime Forman-Lau
29	Maureen LeCocq

Head Coach: John Rittman

UCLA Bruins

No.	Name
2	Erin Rahn
3	Lupe Brambila
4	Marin Noack
5	Casey Hiraiwa
7	Amanda Freed
9	Amanda Simpson
10	Crissy Buck
11	Monique Mejia
12	Stephanie Swenson
13	Julie Hoshizaki
14	Keira Goerl
20	Claire Sua
21	Tairia Mims
22	Courtney Dale
23	Toria Auelua
24	Marcel Torres
27	Natasha Watley
33	Stacey Nuveman
44	Stephanie Ramos

Head Coach: Sue Enquist

2001 Women's College World Series
Batting Leaders (as of Apr 30, 2007)
(All games)

Hitting minimums - 1 Games 10 AB
Pitching minimums - 1 Games 10 IP

Batting avg

1.	Ring, Christy, OKLA	.636
2.	Freed, Amanda, UCLA	.500
3.	Evans, Erin, OKLA	.333
	Wiese, Julie, LSU	.333
	Sua, Claire, UCLA	.333

Slugging pct

1.	Mascarenas, Toni, ARIZ	1.200
2.	Ring, Christy, OKLA	.727
3.	Wiese, Julie, LSU	.667
4.	Auelua, Toria, UCLA	.636
5.	Freed, Amanda, UCLA	.600

On base pct

1.	Ring, Christy, OKLA	.714
2.	Freed, Amanda, UCLA	.583
3.	Sua, Claire, UCLA	.429
4.	Mascarenas, Toni, ARIZ	.417
5.	Wiese, Julie, LSU	.385

Runs scored

1.	Giordano, Nicole, ARIZ	3
	Mascarenas, Toni, ARIZ	3
3.	8 tied at	2

Hits

1.	Ring, Christy, OKLA	7
2.	Freed, Amanda, UCLA	5
3.	6 tied at	4

Runs batted in

1.	Mascarenas, Toni, ARIZ	7
2.	Sua, Claire, UCLA	6
3.	Stump, Jennifer, OKLA	4
	Auelua, Toria, UCLA	4
5.	Wiese, Julie, LSU	3

Doubles

1.	Mims, Tairia, UCLA	2
	Mendoza, Jessica, STAN	2
3.	11 tied at	1

Triples

Home runs

1.	Mascarenas, Toni, ARIZ	3
2.	11 tied at	1

Total bases

1.	Mascarenas, Toni, ARIZ	12
2.	Ring, Christy, OKLA	8
	Wiese, Julie, LSU	8
4.	Sua, Claire, UCLA	7
	Auelua, Toria, UCLA	7

Walks

1.	Nuveman, Stacey, UCLA	9
2.	Nelson, Veronica, CAL	5
3.	Allister, Jessica, STAN	4
4.	Manuma, Leneah, ARIZ	3
	Ring, Christy, OKLA	3

Hit by pitch

1.	7 tied at	1

Sac bunts

1.	Walker, Robin, STAN	2
2.	13 tied at	1

Sac flies

1.	Stump, Jennifer, OKLA	1
	Harper, Candace, CAL	1
	Connor, Christy, LSU	1

Stolen bases

1.	8 tied at	1

Total plate appearances

1.	Janzen, April, LSU	15
2.	12 tied at	14

At bats

1.	Giordano, Nicole, ARIZ	14
	Janzen, April, LSU	14
	Watley, Natasha, UCLA	14
4.	4 tied at	13

Steal attempts

1.	Evans, Erin, OKLA	2
	Stump, Jennifer, OKLA	2
	Washington, LaKisha, OKLA	2
4.	15 tied at	1

Strikeouts

1.	Dale, Courtney, UCLA	5
	Sua, Claire, UCLA	5
	Andrade, Allison, ARIZ	5
	Evans, Erin, OKLA	5
	Bauer, Lauren, ARIZ	5

Caught stealing

1.	Evans, Erin, OKLA	2
2.	11 tied at	1

Grounded into DP

1.	Wiese, Julie, LSU	1
	Scott, Courtney, CAL	1
	Johnson, Erin, LSU	1

2001 Women's College World Series
Pitching Leaders (as of Apr 30, 2007)
(All games)

Hitting minimums - 1 Games 10 AB
Pitching minimums - 1 Games 10 IP

Earned run avg

1.	Freed, Amanda, UCLA	0.37
2.	Sneed, Britni, LSU	0.57
3.	Stewart, Jennifer, OKLA	1.27
4.	Finch, Jennie, ARIZ	1.91
	Barda, Marie, MICH	1.91

Opposing bat avg

1.	Freed, Amanda, UCLA	.127
2.	Forest, Jocelyn, CAL	.133
3.	Stewart, Jennifer, OKLA	.182
4.	Finch, Jennie, ARIZ	.217
5.	Sneed, Britni, LSU	.218

Innings pitched

1.	Stewart, Jennifer, OKLA	27.2
2.	Sneed, Britni, LSU	24.2
3.	Finch, Jennie, ARIZ	22.0
4.	Freed, Amanda, UCLA	19.0
5.	Sorensen, Dana, STAN	17.1

Batters struck out

1.	Sneed, Britni, LSU	31
2.	Finch, Jennie, ARIZ	26
3.	Stewart, Jennifer, OKLA	16
	Freed, Amanda, UCLA	16
	Sorensen, Dana, STAN	16

Batters SO out looking

1.	Sneed, Britni, LSU	10
2.	Stewart, Jennifer, OKLA	5
3.	Forest, Jocelyn, CAL	4
	Finch, Jennie, ARIZ	4
5.	2 tied at	3

Wins

1.	Finch, Jennie, ARIZ	3
2.	Freed, Amanda, UCLA	2
	Sorensen, Dana, STAN	2
4.	6 tied at	1

Saves

Appearances

1.	Sorensen, Dana, STAN	4
2.	5 tied at	3

Games started

1.	Finch, Jennie, ARIZ	3
	Sorensen, Dana, STAN	3
	Freed, Amanda, UCLA	3
	Stewart, Jennifer, OKLA	3
5.	5 tied at	2

Games finished

1.	Dale, Courtney, UCLA	2
2.	7 tied at	1

Games in relief

1.	Dale, Courtney, UCLA	2
	Forman-Lau, Jaime, STAN	2
3.	6 tied at	1

Sac bunts allowed

1.	Sneed, Britni, LSU	3
	DiSalvio, Nicole, CAL	3
3.	Stewart, Jennifer, OKLA	2
	Forest, Jocelyn, CAL	2
5.	5 tied at	1

Sac flies allowed

1.	Young, Marissa, MICH	1
	Barda, Marie, MICH	1
	Sorensen, Dana, STAN	1

Losses

1.	Stewart, Jennifer, OKLA	2
	Hanks, Kristi, IOWA	2
3.	9 tied at	1

Runners picked off

1.	Scott, Courtney, CAL	1
	Barrett, Ashli, OKLA	1

Wild pitches

1.	Hanks, Kristi, IOWA	1

Balks

Hit batters

1.	Sneed, Britni, LSU	2
2.	5 tied at	1

Intentional BB allowed

1.	Barda, Marie, MICH	2
	Sorensen, Dana, STAN	2
	Hanks, Kristi, IOWA	2
4.	5 tied at	1

Hits allowed

1.	Forest, Jocelyn, CAL	6
2.	Freed, Amanda, UCLA	8
3.	Barda, Marie, MICH	9
4.	Hanks, Kristi, IOWA	10
5.	Sorensen, Dana, STAN	16

Runs allowed

1.	Freed, Amanda, UCLA	1
2.	Sneed, Britni, LSU	3
3.	Hanks, Kristi, IOWA	4
4.	Forest, Jocelyn, CAL	5
	Barda, Marie, MICH	5

Earned runs allowed

1.	Freed, Amanda, UCLA	1
2.	Sneed, Britni, LSU	2
3.	Barda, Marie, MICH	3
4.	Hanks, Kristi, IOWA	4
5.	Stewart, Jennifer, OKLA	5

Walks allowed

1.	Forest, Jocelyn, CAL	1
2.	Stewart, Jennifer, OKLA	3
3.	Sorensen, Dana, STAN	4
4.	Finch, Jennie, ARIZ	5
5.	Hanks, Kristi, IOWA	6

Doubles allowed

1.	Forest, Jocelyn, CAL	0
	Barda, Marie, MICH	0
	Finch, Jennie, ARIZ	0
4.	Freed, Amanda, UCLA	1
5.	Stewart, Jennifer, OKLA	2

Triples allowed

1.	Forest, Jocelyn, CAL.....	0
	Barda, Marie, MICH.....	0
	Finch, Jennie, ARIZ.....	0
	Freed, Amanda, UCLA.....	0
	Stewart, Jennifer, OKLA....	0

Home runs allowed

1.	Barda, Marie, MICH.....	0
2.	Freed, Amanda, UCLA.....	1
	Hanks, Kristi, IOWA.....	1
4.	Sorensen, Dana, STAN.....	2
	Forest, Jocelyn, CAL.....	2

2001 Women's College World Series
Fielding Leaders (as of Apr 30, 2007)
(All games)

Hitting minimums - 1 Games
Pitching minimums - 1 Games 10 IP

Fielding pct

1.	Mims, Tairia, UCLA.....	1.000
	Carey, Lisa, OKLA.....	1.000
	Schuelke, Jennifer, LSU....	1.000
	Collins, Lindsey, ARIZ.....	1.000
	Allister, Jessica, STAN....	1.000

Chances

1.	Mims, Tairia, UCLA.....	40
2.	Carey, Lisa, OKLA.....	38
3.	Schuelke, Jennifer, LSU....	37
	Collins, Lindsey, ARIZ.....	37
5.	Beeson, Sarah, STAN.....	29

Putouts

1.	Mims, Tairia, UCLA.....	37
2.	Carey, Lisa, OKLA.....	34
3.	Schuelke, Jennifer, LSU....	33
	Collins, Lindsey, ARIZ.....	33
5.	Beeson, Sarah, STAN.....	28

Assists

1.	Mascarenas, Toni, ARIZ.....	13
2.	Braitsch, Kelli, OKLA.....	12
	Wiese, Julie, LSU.....	12
	Washington, LaKisha, OKLA..	12
5.	2 tied at.....	11

Fielding double plays

1.	Hastings, Stephanie, LSU...	2
	Walker, Robin, STAN.....	2
	Beeson, Sarah, STAN.....	2
	Janzen, April, LSU.....	2
5.	7 tied at.....	1

Passed balls

1.	Allister, Jessica, STAN....	2
2.	Scott, Courtney, CAL.....	1
	Bugel, Kim, MICH.....	1
	Reeves, Jennie, LSU.....	1

Catchers interference

Steal attempts against

1.	Sneed, Britni, LSU.....	6
	Schuelke, Jennifer, LSU....	6
3.	Barda, Marie, MICH.....	4
	Bugel, Kim, MICH.....	4
5.	Collins, Lindsey, ARIZ.....	3

Stolen bases against

1.	Schuelke, Jennifer, LSU....	4
	Sneed, Britni, LSU.....	4
3.	8 tied at.....	1

Caught stealing by

1.	Barda, Marie, MICH.....	3
	Bugel, Kim, MICH.....	3
3.	5 tied at.....	2

Errors

1.	Connor, Christy, LSU.....	4
2.	Volpe, Stefanie, MICH.....	2
	Braitsch, Kelli, OKLA.....	2
4.	11 tied at.....	1

2001 Women's College World Series
Overall Statistics (as of Apr 30, 2007)
(All games Sorted by Batting avg)

Team	AVG	G	AB	R	H	2B	3B	HR	RBI	TB	SLG%	BB	HBP	SO	GDP	OB%	SF	SH	SB-ATT	PO	A	E	FLD%
UCLA	.253	4	99	13	25	6	0	2	13	37	.374	16	1	26	0	.362	0	1	0-2	84	43	1	.992
Iowa	.235	2	51	1	12	1	0	0	1	13	.255	3	0	8	0	.278	0	1	1-2	39	14	0	1.000
Oklahoma	.228	3	101	7	23	1	0	3	7	33	.327	11	0	33	0	.301	1	2	3-8	83	39	3	.976
California	.192	3	73	7	14	0	0	1	6	17	.233	9	2	17	1	.294	1	1	0-1	57	22	1	.988
LSU	.191	4	115	5	22	4	0	1	4	29	.252	4	1	23	2	.223	1	2	0-2	102	44	5	.967
Michigan	.184	2	49	2	9	1	0	1	2	13	.265	1	0	5	0	.200	0	3	0-1	39	14	5	.914
Arizona	.156	4	96	10	15	0	0	5	9	30	.313	7	1	25	0	.221	0	2	1-1	87	28	3	.975
Stanford	.122	4	90	3	11	2	0	1	2	16	.178	7	2	21	0	.202	0	3	3-4	84	29	1	.991
Totals	.194		674		131		0		44		.279		7		3		3		8-21		233		.977
		26		48		15		14		188		58		158		.264		15		575		19	

(All games Sorted by Earned run avg)

Team	ERA	W-L	G	CG	SHO/CBO	SV	IP	H	R	ER	BB	SO	2B	3B	HR	AB	B/Avg	WP	HBP	BK	SFA	SHA
UCLA	0.25	3-1	4	2	3/2	0	28.0	12	1	1	10	22	1	0	1	92	.130	0	0	0	0	1
Oklahoma	1.27	1-2	3	3	1/0	0	27.2	18	7	5	3	16	2	0	2	99	.182	0	1	0	0	2
Arizona	1.45	4-0	4	4	2/0	0	29.0	19	6	6	6	31	0	0	3	104	.183	0	0	0	0	1
LSU	1.65	2-2	4	3	0/0	0	34.0	32	10	8	12	36	5	0	2	126	.254	0	3	0	0	4
Stanford	1.75	2-2	4	1	1/1	0	28.0	19	7	7	8	23	3	0	3	98	.194	0	1	0	1	1
California	1.84	1-2	3	1	0/0	0	19.0	10	6	5	3	16	0	0	2	62	.161	0	1	0	0	5
Iowa	2.15	0-2	2	2	0/0	0	13.0	10	4	4	6	5	4	0	1	45	.222	1	0	0	0	0
Michigan	2.15	0-2	2	1	0/0	0	13.0	11	7	4	10	9	0	0	0	48	.229	0	1	0	2	1
Totals	1.46		26		7/3		191.2		48		58		15		14		.194		7		3	
		13-13		17		0		131		40		158		0		674		1		0		15

PB - Cardinal 2, Tigers 1, Wolverines 1, Golden Bears 1. Pickoffs - Golden Bears 1, Sooners 1.

(All games Sorted by Fielding pct)

Team	C	PO	A	E	FLD%	DPs	SBA	CSB	SBA%	PB	CI
Iowa	53	39	14	0	1.000	1	0	2	.000	0	0
UCLA	128	84	43	1	.992	1	1	1	.500	0	0
Stanford	114	84	29	1	.991	2	0	1	.000	2	0
California	80	57	22	1	.988	0	0	1	.000	1	0
Oklahoma	125	83	39	3	.976	0	0	0	.000	0	0
Arizona	118	87	28	3	.975	0	1	2	.333	0	0
LSU	151	102	44	5	.967	3	5	3	.625	1	0
Michigan	58	39	14	5	.914	0	1	3	.250	1	0
Totals	827		233		.977		8		.381		0
		575		19		7		13		5	

2001 NCAA WCWS- Championship Game
Arizona vs UCLA
May 28, 2001 at Oklahoma City, OK (Hall of Fame Stadium)

Arizona 1 (65-4)

Player	AB	R	H	RBI	BB	SO	PO	A	LOB
Bauer, Lauren cf	3	0	0	0	1	0	0	0	0
Giordano, Nicole lf	4	0	0	0	0	0	3	0	1
Mascarenas, Toni 3b	1	0	0	0	2	0	2	1	0
Manuma, Leneah 1b	2	0	0	0	1	0	3	0	2
Finch, Jennie p	3	0	1	0	0	0	1	2	2
Collins, Lindsey c	3	1	1	1	0	1	8	0	0
VandergeestMackenzie rf	3	0	0	0	0	2	0	0	2
Andrade, Allison ss	3	0	0	0	0	2	3	1	0
Hanson, Erika dh	3	0	1	0	0	1	0	0	0
Ribellia, Lisha 2b	0	0	0	0	0	0	1	0	0
Totals	25	1	3	1	4	6	21	4	7

UCLA 0 (62-6)

Player	AB	R	H	RBI	BB	SO	PO	A	LOB
Watley, Natasha ss	3	0	1	0	0	1	1	4	0
Ramos, Stephanie cf	3	0	0	0	0	1	2	0	1
Mims, Tairia 1b	2	0	0	0	1	0	6	0	0
Rahn, Erin pr	0	0	0	0	0	0	0	0	0
Nuveman, Stacey c	2	0	0	0	1	1	6	0	0
Hoshizaki, Julie pr	0	0	0	0	0	0	0	0	0
Sua, Claire dh	3	0	0	0	0	1	0	0	2
Dale, Courtney rf/ph	3	0	1	0	0	2	0	0	1
Torres, Marcel rf	0	0	0	0	0	0	0	0	0
Freed, Amanda p	3	0	1	0	0	0	0	0	1
Auelua, Toria 3b	3	0	1	0	0	1	2	0	0
Simpson, Amanda pr	0	0	0	0	0	0	0	0	0
Mejia, Monique 2b	2	0	0	0	0	0	3	2	0
Brambila, Lupe lf	0	0	0	0	0	0	1	0	0
Totals	24	0	4	0	2	7	21	6	5

Score by Innings			R	H	E
Arizona	000	100 0 -	1	3	1
UCLA	000	000 0 -	0	4	1

E - FINCH(2); AUELUA(2). LOB - Wildcats 7; Bruins 5. HR - COLLINS(11). SB - BAUER(38).

Arizona	IP	H	R	ER	BB	SO	AB	BF
Finch, Jennie	7.0	4	0	0	2	7	24	26

UCLA	IP	H	R	ER	BB	SO	AB	BF
Freed, Amanda	7.0	3	1	1	4	6	25	29

Win - FINCH (32-0). Loss - FREED (21-4). Save - None.
Umpires - HP: Lisa Harvey 1B: Marty Makar 3B: James Welford
Start: 12:20 pm Time: 2:26 Attendance: 4459
Game: 2001GM13

2001 NCAA WCWS- Championship Game
Arizona vs UCLA - Play-by-Play
May 28, 2001 at Oklahoma City, OK (Hall of Fame Stadium)

Score by Innings		R	H	E
Arizona	000 100 0 -	1	3	1
UCLA	000 000 0 -	0	4	1

Arizona starters: 24/cf BAUER; 4/lf GIORDANO; 32/3b MASCARENAS; 9/1b MANUMA; 27/p FINCH; 42/c COLLINS; 52/rf VANDERGEEST; 25/ss ANDRADE; 7/dh HANSON; 8/2b RIBELLIA;
UCLA starters: 27/ss WATLEY; 44/cf RAMOS; 21/1b MIMS; 33/c NUVEMAN; 20/dh SUA; 22/rf DALE; 7/p FREED; 23/3b AUELUA; 11/2b MEJIA; 3/lf BRAMBILA;

Arizona 1st - BAUER grounded out to ss. GIORDANO grounded out to ss. MASCARENAS walked. MANUMA walked; MASCARENAS advanced to second. FINCH fouled out to 3b. 0 runs, 0 hits, 0 errors, 2 LOB.

UCLA 1st - WATLEY struck out swinging. RAMOS struck out swinging. MIMS grounded out to p. 0 runs, 0 hits, 0 errors, 0 LOB.

Arizona 2nd - COLLINS grounded out to ss. VANDERGEEST struck out swinging. ANDRADE struck out swinging. 0 runs, 0 hits, 0 errors, 0 LOB.

UCLA 2nd - NUVEMAN fouled out to lf. SUA struck out swinging. DALE singled up the middle. FREED fouled out to 3b. 0 runs, 1 hit, 0 errors, 1 LOB.

Arizona 3rd - HANSON singled to shortstop. BAUER reached on a fielder's choice; HANSON out at second ss to 2b. GIORDANO reached on a fielding error by 3b; BAUER advanced to second. MASCARENAS popped up to 2b. MANUMA lined out to 3b. 0 runs, 1 hit, 1 error, 2 LOB.

UCLA 3rd - AUELUA singled through the left side. SIMPSON pinch ran for AUELUA. MEJIA popped up to c, bunt. WATLEY reached on a fielder's choice; SIMPSON out at second 3b to ss. RAMOS grounded out to ss. 0 runs, 1 hit, 0 errors, 1 LOB.

Arizona 4th - AUELUA to 3b for SIMPSON. FINCH lined out to cf. COLLINS homered to center field, RBI. VANDERGEEST struck out swinging. ANDRADE flied out to lf. 1 run, 1 hit, 0 errors, 0 LOB.

UCLA 4th - MIMS walked. RAHN pinch ran for MIMS. NUVEMAN struck out swinging. SUA popped up to ss. DALE struck out swinging. 0 runs, 0 hits, 0 errors, 1 LOB.

Arizona 5th - MIMS to 1b for RAHN. HANSON struck out swinging. BAUER flied out to cf. GIORDANO grounded out to 1b unassisted. 0 runs, 0 hits, 0 errors, 0 LOB.

UCLA 5th - FREED singled up the middle. AUELUA popped up to p, bunt. MEJIA grounded out to 1b unassisted; FREED out at second p to ss. 0 runs, 1 hit, 0 errors, 0 LOB.

Arizona 6th - MASCARENAS walked. MANUMA grounded out to 2b; MASCARENAS advanced to second. FINCH singled to left field; MASCARENAS advanced to third. TORRES to rf for DALE. COLLINS struck out swinging. VANDERGEEST lined out to 2b. 0 runs, 1 hit, 0 errors, 2 LOB.

UCLA 6th - WATLEY singled up the middle, advanced to second on a throwing error by p. RAMOS flied out to lf. MIMS fouled out to 3b. NUVEMAN intentionally walked. HOSHIZAKI pinch ran for NUVEMAN. SUA flied out to lf. 0 runs, 1 hit, 1 error, 2 LOB.

Arizona 7th - NUVEMAN to c for HOSHIZAKI. ANDRADE struck out swinging. HANSON grounded out to 2b. BAUER walked. BAUER stole second. GIORDANO lined out to ss. 0 runs, 0 hits, 0 errors, 1 LOB.

UCLA 7th - DALE pinch hit for TORRES. DALE struck out swinging. FREED popped up to 2b. AUELUA struck out looking. 0 runs, 0 hits, 0 errors, 0 LOB.

2002 National Collegiate Division I Women's

SOFTBALL CHAMPIONSHIP

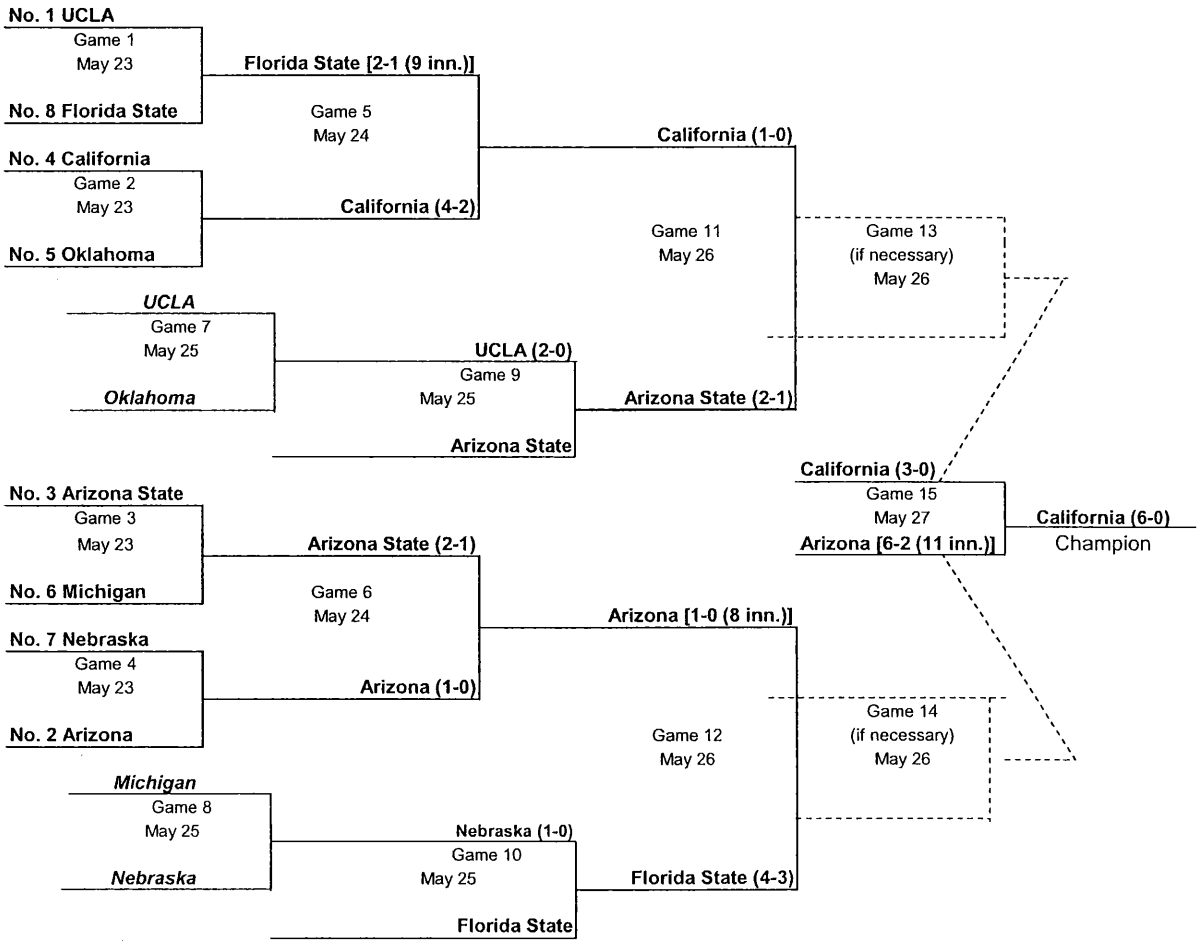

2002 Team Rosters

NCAA Women's College World Series

Arizona Wildcats

No.	Name
2	Rebekah Quiroz
3	Lovieanne Jung
4	Carrie Hagen
5	Crystal Farley
8	Lisha Ribellia
9	Leneah Manuma
12	A. VonLiechtenstein
15	Jenny Gladding
20	Candace Abrams
21	Meaghan Finnerty
22	Courtney Fossatti
27	Jennie Finch
52	Mackenzie Vandergeest
77	Jackie Coburn

Head Coach: Mike Candrea

Arizona State Sun Devils

No.	Name
0	Lindsey Nelson
1	Erica Beach
2	Missy Hixon
4	Kristin Farber
5	Kari Reidhead
7	Kara Brun
8	Jennifer Forner
9	Kristen Swetel
10	Bonnie Brannen
12	Kirsten Voak
13	Phelan Wright
15	Amber Turner
16	Blaire Holck
17	Adriana Garcia
20	Pua Reis
23	Nichole Thompson
37	Erin Wardein
99	Desiree Serrano

Head Coach: Linda Wells

California Golden Bears

No.	Name
2	Chelsea Spencer
4	Courtney Scott
6	Cassie Bobrow
7	Jocelyn Forest
10	Kaleo Eldredge
11	Kristen Bayless
12	Candace Harper
13	LeAnna Hoglen
15	Mikella Pedretti
16	Kelly Anderson
17	Veronica Nelson
18	Roni Rodrigues
20	Eryn Manahan
22	Jennifer Reichhoff
23	Kristen Morley
24	Jessica Pamanian
25	Jennifer Deering
33	Jessica Vernaglia

Head Coach: Diane Ninemire

Florida State Seminoles

No.	Name
2	Becky Brock
3	Julie Jordan
4	Monique Marier
6	Skyla Cox
7	Casey Hunter
8	Kimmy Carter
9	Elisa Velasco
11	Beth Wade
14	Robyn Larson
19	Shundra Colzie
23	Leslie Malerich
24	Jackie Hirschfeld
29	Brandi Stuart
33	Tatiana George
37	Bryttani Lindheim
99	Jessica van der Linden

Head Coach: Dr. Joanne Graf

Michigan Wolverines

No.	Name
1	Amy Prichard
2	Jennifer Kreinbrink
4	Meghan Doe
7	Marissa Young
10	Michelle Teschler
11	Lisa Mack
12	Kelsey Kollen
15	Mary Conner
16	Stefanie Volpe
17	Courtney Murdock
18	Monica Schock
19	Lauren Holland
20	Nicole Motycka
21	Melinda Moulden
23	Liz Elsner
24	Jessica Merchant
25	Meghan Ritter
32	Angie Churchill
44	Courtney Betley

Head Coach: Carol Hutchins

Nebraska Cornhuskers

No.	Name
0	Brianna Bates
1	Anne Steffan
4	Sheena Lawrick
5	Cindy Roethemeyer
8	Leigh Suhr
9	Liz Lawhorn
11	Amanda Bucholz
17	Lisa Wangler
18	Kira Boerkircher
22	Kim Ogee
42	Peaches James
44	Leigh Ann Walker
77	Amber Burgess
88	Nicole Trimboli

Head Coach: Rhonda Revelle

Oklahoma Sooners

No.	Name
1	Adrianne Ratliff
2	Kaycee Clark
3	Kami Keiter
5	Jennifer Stewart
6	Angela Foster
7	Leah Gulla
8	Kelli Braitsch
9	Jessica Leslie
10	Christina Enea
13	Heather Scaglione
14	Jennifer Stump
15	Erin Evans
16	Tiffany Weight
21	Christy Ring
26	Katie Overton
32	Lindsey Abbott

Head Coach: Patty Gasso

UCLA Bruins

No.	Name
2	Erin Rahn
3	Allison Chislock
5	Casey Hiraiwa
7	Amanda Freed
9	Amanda Simpson
10	Crissy Buck
11	Monique Mejia
13	Julie Hoshizaki
14	Keira Goerl
20	Claire Sua
21	Tairia Mims
22	Nicole Sandberg
23	Toria Auelua
27	Natasha Watley
33	Stacey Nuveman
44	Stephanie Ramos

Head Coach: Sue Enquist

2002 Women's College World Series
Batting Leaders (as of Apr 30, 2007)
(All games)

Hitting minimums - 1 Games 10 AB
Pitching minimums - 1 Games 10 IP

Batting avg

1. Watley, Natasha, UCLA.....	.462
2. Farber, Kristin, ASU.....	.333
Morley, Kristen, CAL.....	.333
4. Spencer, Chelsea, CAL.....	.308
5. Pedretti, Mikella, CAL.....	.300

Slugging pct

1. Spencer, Chelsea, CAL.....	.692
2. Colzie, Shundra, FLST.....	.467
3. Watley, Natasha, UCLA.....	.462
4. Pamanian, Jessica, CAL.....	.417
5. Coburn, Jackie, ARIZ.....	.375

On base pct

1. Watley, Natasha, UCLA.....	.462
2. Jung, Lovieanne, ARIZ.....	.438
3. Morley, Kristen, CAL.....	.429
4. Pedretti, Mikella, CAL.....	.417
5. Farber, Kristin, ASU.....	.333

Runs scored

1. Morley, Kristen, CAL.....	3
2. 6 tied at.....	2

Hits

1. Watley, Natasha, UCLA.....	6
2. 5 tied at.....	4

Runs batted in

1. Coburn, Jackie, ARIZ.....	4
2. Carter, Kimmy, FLST.....	3
Spencer, Chelsea, CAL.....	3
Pamanian, Jessica, CAL.....	3
5. 4 tied at.....	2

Doubles

1. Pamanian, Jessica, CAL.....	2
Spencer, Chelsea, CAL.....	2
3. 10 tied at.....	1

Triples

Home runs

1. 8 tied at.....	1

Total bases

1. Spencer, Chelsea, CAL.....	9
2. Colzie, Shundra, FLST.....	7
Nuveman, Stacey, UCLA.....	7
4. 3 tied at.....	6

Walks

1. Nelson, Veronica, CAL.....	9
2. Manuma, Leneah, ARIZ.....	6
3. Nuveman, Stacey, UCLA.....	4
Jung, Lovieanne, ARIZ.....	4
5. 2 tied at.....	3

Hit by pitch

1. Finnerty, Meaghan, ARIZ....	2
2. 6 tied at.....	1

Sac bunts

1. Fossatti, Courtney, ARIZ...	3
2. Finch, Jennie, ARIZ.....	2
George, Tatiana, FLST.....	2
4. 18 tied at.....	1

Sac flies

1. Buchholz, Amanda, NEB.....	1

Stolen bases

1. Farber, Kristin, ASU.....	2
Watley, Natasha, UCLA.....	2
3. 7 tied at.....	1

Total plate appearances

1. 10 tied at.....	16

At bats

1. Coburn, Jackie, ARIZ.....	16
2. Colzie, Shundra, FLST.....	15
Stuart, Brandi, FLST.....	15
van der Linden, Jess, FLST.	15
5. 3 tied at.....	14

Steal attempts

1. Watley, Natasha, UCLA.....	3
2. Clark, Kaycee, OKLA.....	2
Farber, Kristin, ASU.....	2
4. 9 tied at.....	1

Strikeouts

1. Wade, Beth, FLST.....	8
2. Stuart, Brandi, FLST.....	6
3. Coburn, Jackie, ARIZ.....	5
Gladding, Jenny, ARIZ.....	5
5. 10 tied at.....	4

Caught stealing

1. Eldredge, Kaleo, CAL.....	1
Trimboli, Nicole, NEB.....	1
Clark, Kaycee, OKLA.....	1
Watley, Natasha, UCLA.....	1
Ogee, Kim, NEB.....	1

Grounded into DP

1. Marier, Monique, FLST.....	1
Spencer, Chelsea, CAL.....	1
Bayless, Kristen, CAL.....	1

2002 Women's College World Series
Pitching Leaders (as of Apr 30, 2007)
(All games)

Hitting minimums - 1 Games 10 AB
Pitching minimums - 1 Games 10 IP

Earned run avg

1.	Goerl, Keira, UCLA	0.35
2.	Forest, Jocelyn, CAL	0.50
3.	Beach, Erica, ASU	0.75
4.	Stewart, Jennifer, OKLA	1.20
5.	Finch, Jennie, ARIZ	1.50

Opposing bat avg

1.	Goerl, Keira, UCLA	.078
2.	Forest, Jocelyn, CAL	.101
3.	Finch, Jennie, ARIZ	.130
4.	James, Peaches, NEB	.167
5.	Beach, Erica, ASU	.170

Innings pitched

1.	Finch, Jennie, ARIZ	32.2
2.	Beach, Erica, ASU	28.0
	Forest, Jocelyn, CAL	28.0
	Malerich, Leslie, FLST	28.0
5.	Goerl, Keira, UCLA	20.0

Batters struck out

1.	Finch, Jennie, ARIZ	37
2.	Forest, Jocelyn, CAL	33
3.	Goerl, Keira, UCLA	20
4.	Malerich, Leslie, FLST	14
	Beach, Erica, ASU	14

Batters SO out looking

1.	Finch, Jennie, ARIZ	10
2.	Forest, Jocelyn, CAL	9
3.	Malerich, Leslie, FLST	6
4.	Goerl, Keira, UCLA	5
	Walker, Leigh Ann, NEB	5

Wins

1.	Forest, Jocelyn, CAL	4
2.	Finch, Jennie, ARIZ	3
3.	Malerich, Leslie, FLST	2
	Beach, Erica, ASU	2
5.	2 tied at	1

Saves

Appearances

1.	Finch, Jennie, ARIZ	4
	Forest, Jocelyn, CAL	4
	Malerich, Leslie, FLST	4
	Beach, Erica, ASU	4
5.	2 tied at	3

Games started

1.	Forest, Jocelyn, CAL	4
	Finch, Jennie, ARIZ	4
3.	Malerich, Leslie, FLST	3
4.	4 tied at	2

Games finished

1.	Beach, Erica, ASU	2
2.	7 tied at	1

Games in relief

1.	Beach, Erica, ASU	2
2.	7 tied at	1

Sac bunts allowed

1.	Malerich, Leslie, FLST	4
	Finch, Jennie, ARIZ	4
	Beach, Erica, ASU	4
4.	James, Peaches, NEB	3
	Forest, Jocelyn, CAL	3

Sac flies allowed

1.	Malerich, Leslie, FLST	1

Losses

1.	James, Peaches, NEB	2
	Malerich, Leslie, FLST	2
	Beach, Erica, ASU	2
	Stewart, Jennifer, OKLA	2
5.	5 tied at	1

Runners picked off

1.	Carter, Kimmy, FLST	2

Wild pitches

1.	van der Linden, Jess, FLST.	1
	Finch, Jennie, ARIZ	1
	Goerl, Keira, UCLA	1

Balks

Hit batters

1.	Beach, Erica, ASU	3
2.	Finch, Jennie, ARIZ	2
3.	James, Peaches, NEB	1
	Malerich, Leslie, FLST	1
	Forest, Jocelyn, CAL	1

Intentional BB allowed

1.	Beach, Erica, ASU	3
2.	Malerich, Leslie, FLST	2
3.	6 tied at	1

Hits allowed

1.	Goerl, Keira, UCLA	5
2.	James, Peaches, NEB	7
3.	Forest, Jocelyn, CAL	9
4.	Stewart, Jennifer, OKLA	13
5.	Finch, Jennie, ARIZ	14

Runs allowed

1.	Goerl, Keira, UCLA	2
	Forest, Jocelyn, CAL	2
3.	James, Peaches, NEB	3
4.	Beach, Erica, ASU	6
	Stewart, Jennifer, OKLA	6

Earned runs allowed

1.	Goerl, Keira, UCLA	1
2.	Stewart, Jennifer, OKLA	2
	Forest, Jocelyn, CAL	2
4.	James, Peaches, NEB	3
	Beach, Erica, ASU	3

Walks allowed

1.	James, Peaches, NEB	3
2.	Forest, Jocelyn, CAL	4
3.	Stewart, Jennifer, OKLA	5
4.	Goerl, Keira, UCLA	7
5.	Beach, Erica, ASU	11

Doubles allowed

1.	Malerich, Leslie, FLST	0
	Goerl, Keira, UCLA	0
	Forest, Jocelyn, CAL	0
4.	Finch, Jennie, ARIZ	1
	James, Peaches, NEB	1

Triples allowed

1. Malerich, Leslie, FLST.....	0
Goerl, Keira, UCLA.....	0
Forest, Jocelyn, CAL.....	0
Finch, Jennie, ARIZ.....	0
James, Peaches, NEB.....	0

Home runs allowed

1. Beach, Erica, ASU.....	0
2. Finch, Jennie, ARIZ.....	1
James, Peaches, NEB.....	1
Forest, Jocelyn, CAL.....	1
Goerl, Keira, UCLA.....	1

2002 Women's College World Series
Fielding Leaders (as of Apr 30, 2007)
(All games)

Hitting minimums - 1 Games
Pitching minimums - 1 Games 10 IP

Fielding pct

1. Wade, Beth, FLST.....	1.000
VandergeestMackenzie, ARIZ.	1.000
Scott, Courtney, CAL.....	1.000
Thompson, Nichole, ASU.....	1.000
Mims, Tairia, UCLA.....	1.000

Chances

1. Wade, Beth, FLST.....	41
2. VandergeestMackenzie, ARIZ.	39
3. Scott, Courtney, CAL.....	38
4. Thompson, Nichole, ASU.....	36
5. George, Tatiana, FLST.....	31

Putouts

1. VandergeestMackenzie, ARIZ.	37
Wade, Beth, FLST.....	37
3. Scott, Courtney, CAL.....	35
4. Thompson, Nichole, ASU.....	33
5. 2 tied at.....	26

Assists

1. George, Tatiana, FLST.....	15
2. Jung, Lovieanne, ARIZ.....	11
Auelua, Toria, UCLA.....	11
4. Brun, Kara, ASU.....	10
5. 2 tied at.....	9

Fielding double plays

1. Ribellia, Lisha, ARIZ.....	2
Brun, Kara, ASU.....	2
Jung, Lovieanne, ARIZ.....	2
Thompson, Nichole, ASU.....	2
5. 6 tied at.....	1

Passed balls

1. Garcia, Adriana, ASU.....	1

Catchers interference

Steal attempts against

1. Carter, Kimmy, FLST.....	4
2. Schock, Monica, MICH.....	3
Malerich, Leslie, FLST.....	3
4. 7 tied at.....	2

Stolen bases against

1. Carter, Kimmy, FLST.....	3
2. 5 tied at.....	2

Caught stealing by

1. Schock, Monica, MICH.....	2
2. 8 tied at.....	1

Errors

1. George, Tatiana, FLST.....	3
2. 5 tied at.....	2

2002 Women's College World Series
Overall Statistics (as of Apr 30, 2007)
(All games Sorted by Batting avg)

Team	AVG	G	AB	R	H	2B	3B	HR	RBI	TB	SLG%	BB	HBP	SO	GDP	OB%	SF	SH	SB-ATT	PO	A	E	FLD%
UCLA.....	.229	3	83	4	19	1	0	1	4	23	.277	11	1	3	0	.326	0	3	2-3	69	33	3	.971
California.....	.219	4	96	14	21	5	0	1	9	29	.302	18	1	9	2	.348	0	3	0-1	84	21	1	.991
Nebraska.....	.191	3	68	4	13	2	0	0	4	15	.221	6	1	19	0	.263	1	3	1-3	60	13	7	.913
Arizona.....	.156	4	109	8	17	1	0	3	7	27	.248	15	3	29	0	.276	0	7	1-1	99	33	4	.971
Florida State.....	.144	4	118	8	17	2	0	2	6	25	.212	9	1	41	1	.211	0	3	2-2	102	46	6	.961
Oklahoma.....	.133	2	45	2	6	0	0	1	2	9	.200	7	0	17	0	.250	0	1	2-3	39	16	6	.902
Arizona State.....	.108	4	93	4	10	2	0	0	4	12	.129	9	1	26	0	.194	0	2	2-2	84	40	2	.984
Michigan.....	.067	2	45	1	3	1	0	0	1	4	.089	4	0	14	0	.143	0	3	1-1	39	19	2	.967
Totals.....	.161	26	657	45	106	14	0	8	37	144	.219	79	8	158	3	.259	1	25	11-16	576	221	31	.963

(All games Sorted by Earned run avg)

Team	ERA	W-L	G	CG	SHO/CBO	SV	IP	H	R	ER	BB	SO	2B	3B	HR	AB	B/Avg	WP	HBP	BK	SFA	SHA
California.....	0.50	4-0	4	4	3/0	0	28.0	9	2	2	4	33	0	0	1	89	.101	0	1	0	0	3
Arizona State.....	0.75	2-2	4	2	0/0	0	28.0	16	6	3	11	14	3	0	0	94	.170	0	3	0	0	4
UCLA.....	0.91	1-2	3	2	1/0	0	23.0	9	4	3	10	22	1	0	1	77	.117	1	0	0	0	2
Oklahoma.....	1.08	0-2	2	1	0/0	0	13.0	13	6	2	5	4	2	0	1	51	.255	0	0	0	0	1
Nebraska.....	1.40	1-2	3	1	1/1	0	20.0	10	5	4	6	24	2	0	1	71	.141	0	1	0	0	4
Arizona.....	1.48	3-1	4	3	2/0	0	33.0	15	8	7	17	37	2	0	1	110	.136	1	2	0	0	4
Michigan.....	1.62	0-2	2	1	0/0	0	13.0	9	3	3	4	10	3	0	0	44	.205	0	0	0	0	2
Florida State.....	2.06	2-2	4	3	0/0	0	34.0	25	11	10	22	14	1	0	3	121	.207	1	1	0	1	5
Totals.....	1.24	13-13	26	17	7/1	0	192.0	106	45	34	79	158	14	0	8	657	.161	3	8	0	1	25

PB - Sun Devils 1. Pickoffs - Seminoles 2.

(All games Sorted by Fielding pct)

Team	C	PO	A	E	FLD%	DPs	SBA	CSB	SBA%	PB	CI
California.....	106	84	21	1	.991	0	1	1	.500	0	0
Arizona State.....	126	84	40	2	.984	2	1	0	1.000	1	0
UCLA.....	105	69	33	3	.971	0	2	0	1.000	0	0
Arizona.....	136	99	33	4	.971	2	2	0	1.000	0	0
Michigan.....	60	39	19	2	.967	0	1	2	.333	0	0
Florida State.....	154	102	46	6	.961	1	3	1	.750	0	0
Nebraska.....	80	60	13	7	.913	0	1	0	1.000	0	0
Oklahoma.....	61	39	16	6	.902	1	0	1	.000	0	0
Totals.....	828	576	221	31	.963	6	11	5	.688	1	0

2002 NCAA WCWS- Championship Game
California vs Arizona
May 27, 2002 at Oklahoma City, OK (Hall of Fame Stadium)

California 6 (56-19)

Player	AB	R	H	RBI	BB	SO	PO	A	LOB
Eldredge, Kaleo cf.....	2	1	0	0	1	0	0	0	0
Morley, Kristen rf.....	2	1	1	0	2	0	0	0	0
Harper, Candace 3b.....	4	0	1	1	0	1	0	1	0
Rodrigues, Roni pr.....	0	1	0	0	0	0	0	0	0
Nelson, Veronica 1b.....	2	1	0	0	2	0	4	0	3
Deering, Jennifer pr....	0	0	0	0	0	0	0	0	0
Scott, Courtney c.....	2	1	0	1	2	0	10	0	0
Pamanian, Jessica 2b.....	3	1	2	3	0	0	3	0	0
Spencer, Chelsea ss.....	4	0	1	1	0	0	2	0	0
Pedretti, Mikella dh.....	2	0	0	0	2	0	0	0	1
Bayless, Kristen lf.....	4	0	1	0	0	1	2	0	5
Forest, Jocelyn p.....	0	0	0	0	0	0	0	2	0
Totals.....	25	6	6	6	9	2	21	3	9

Arizona 0 (55-12)

Player	AB	R	H	RBI	BB	SO	PO	A	LOB
Jung, Lovieanne ss.....	0	0	0	0	3	0	1	4	0
Fossatti, Courtney lf....	2	0	0	0	0	0	0	0	2
Finch, Jennie p/dh.....	3	0	0	0	0	0	1	1	0
Manuma, Leneah 1b.....	3	0	0	0	0	2	8	0	1
VandergeestMackenzie c...	3	0	1	0	0	1	2	1	0
Coburn, Jackie 3b.....	3	0	0	0	0	2	1	2	1
Gladding, Jenny dh/p.....	3	0	0	0	0	1	0	0	0
Finnerty, Meaghan rf.....	1	0	0	0	0	0	1	0	0
Farley, Crystal cf.....	2	0	0	0	0	2	1	0	0
Ribellia, Lisha 2b/pr....	0	0	0	0	0	0	6	3	0
Totals.....	20	0	1	0	3	8	21	11	4

Score by Innings		R	H	E
California.....	000 000 6 -	6	6	1
Arizona.....	000 000 0 -	0	1	2

E - ELDREDGE(2); MANUMA(2); FARLEY(2). DP - Wildcats 1. LOB - Golden Bears 9; Wildcats 4. 2B - PAMANIAN(9); SPENCER(15). SH - ELDREDGE(8); PAMANIAN(7); FOSSATTI(6); FINNERTY(1).

California	IP	H	R	ER	BB	SO	AB	BF
Forest, Jocelyn.....	7.0	1	0	0	3	8	20	25

Arizona	IP	H	R	ER	BB	SO	AB	BF
Finch, Jennie.....	6.2	5	6	6	8	2	23	33
Gladding, Jenny.....	0.1	1	0	0	1	0	2	3

Win - FOREST. Loss - FINCH. Save - None.
Umpires - HP: Bryan Smith 1B: Marty Makar 3B: Harley Anderson
Start: 12:25 pm Time: 2:23 Attendance: 5055
Game: 2002GM13

2002 NCAA WCWS- Championship Game
California vs Arizona - Play-by-Play
May 27, 2002 at Oklahoma City, OK (Hall of Fame Stadium)

Score by Innings										R	H	E
California.....	0	0	0	6	-					6	6	1
Arizona.....	0	0	0	0	-					0	1	2

California starters: 10/cf ELDREDGE; 23/rf MORLEY; 12/3b HARPER; 17/1b NELSON; 4/c SCOTT; 24/2b PAMANIAN; 2/ss SPENCER; 15/dh PEDRETTI; 11/lf BAYLESS; 7/p FOREST;
Arizona starters: 3/ss JUNG; 22/lf FOSSATTI; 27/p FINCH; 9/1b MANUMA; 52/c VANDERGEEST; 77/3b COBURN; 15/dh GLADDING; 21/rf FINNERTY; 5/cf FARLEY; 8/2b RIBELLIA;

California 1st - ELDREDGE grounded out to 2b. MORLEY grounded out to ss. HARPER grounded out to 3b. 0 runs, 0 hits, 0 errors, 0 LOB.

Arizona 1st - JUNG walked. FOSSATTI fouled out to c, bunt. FINCH fouled out to 2b. JUNG out at first 1b unassisted, runner left early. 0 runs, 0 hits, 0 errors, 0 LOB.

California 2nd - NELSON walked. DEERING pinch ran for NELSON. SCOTT reached on a fielder's choice; DEERING out at second ss to 2b. PAMANIAN reached on a fielding error by 1b, advanced to second on the throw; SCOTT advanced to third. SPENCER grounded out to 1b unassisted. PEDRETTI walked. BAYLESS popped up to 3b. 0 runs, 0 hits, 1 error, 3 LOB.

Arizona 2nd - NELSON to 1b for DEERING. MANUMA grounded out to 1b unassisted. VANDERGEEST popped up to ss. COBURN struck out swinging. 0 runs, 0 hits, 0 errors, 0 LOB.

California 3rd - ELDREDGE grounded out to 2b. MORLEY walked. HARPER struck out swinging. NELSON flied out to rf. 0 runs, 0 hits, 0 errors, 1 LOB.

Arizona 3rd - GLADDING reached on an error by cf, advanced to second. RIBELLIA pinch ran for GLADDING. / for RIBELLIA. FINNERTY out at first p to 2b, SAC, bunt; RIBELLIA advanced to third. FARLEY struck out swinging. JUNG intentionally walked. FOSSATTI fouled out to c. 0 runs, 0 hits, 1 error, 2 LOB.

California 4th - GLADDING to dh for RIBELLIA. RIBELLIA to 2b. SCOTT walked. PAMANIAN out at first c to 2b, SAC, bunt; SCOTT advanced to second. SPENCER lined out to 2b. PEDRETTI lined out to p. 0 runs, 0 hits, 0 errors, 1 LOB.

Arizona 4th - FINCH popped up to ss. MANUMA struck out swinging. VANDERGEEST singled to left center. COBURN flied out to lf. 0 runs, 1 hit, 0 errors, 1 LOB.

California 5th - BAYLESS singled through the right side. ELDREDGE out at first 3b to 2b, SAC, bunt; BAYLESS advanced to second. MORLEY walked. HARPER popped up to 2b. NELSON reached on a fielder's choice; MORLEY out at second ss to 2b. 0 runs, 1 hit, 0 errors, 2 LOB.

Arizona 5th - GLADDING grounded out to 1b unassisted. FINNERTY flied out to lf. FARLEY struck out looking. 0 runs, 0 hits, 0 errors, 0 LOB.

California 6th - SCOTT grounded out to p. PAMANIAN singled down the rf line. SPENCER grounded into double play 2b to ss to 1b; PAMANIAN out on the play. 0 runs, 1 hit, 0 errors, 0 LOB.

Arizona 6th - JUNG walked. FOSSATTI out at first p to 2b, SAC, bunt; JUNG advanced to second. FINCH grounded out to 3b. MANUMA struck out swinging. 0 runs, 0 hits, 0 errors, 1 LOB.

California 7th - PEDRETTI flied out to cf. BAYLESS struck out looking. ELDREDGE walked. MORLEY singled to left field; ELDREDGE advanced to second. HARPER singled to center field, RBI, advanced to second on a throwing error by cf; MORLEY advanced to third; ELDREDGE scored. NELSON intentionally walked. RODRIGUES pinch ran for HARPER. SCOTT walked, RBI; NELSON advanced to second; RODRIGUES advanced to third; MORLEY scored. PAMANIAN doubled to center field, 3 RBI; SCOTT scored; NELSON scored; RODRIGUES scored. FINCH to dh. GLADDING to p. SPENCER doubled to left field, RBI; PAMANIAN scored. PEDRETTI walked. BAYLESS fouled out to 1b. 6 runs, 4 hits, 1 error, 2 LOB.

Arizona 7th - HARPER to 3b for RODRIGUES. VANDERGEEST struck out swinging. COBURN struck out swinging. GLADDING struck out swinging. 0 runs, 0 hits, 0 errors, 0 LOB.

2003 National Collegiate Division I Women's

SOFTBALL CHAMPIONSHIP

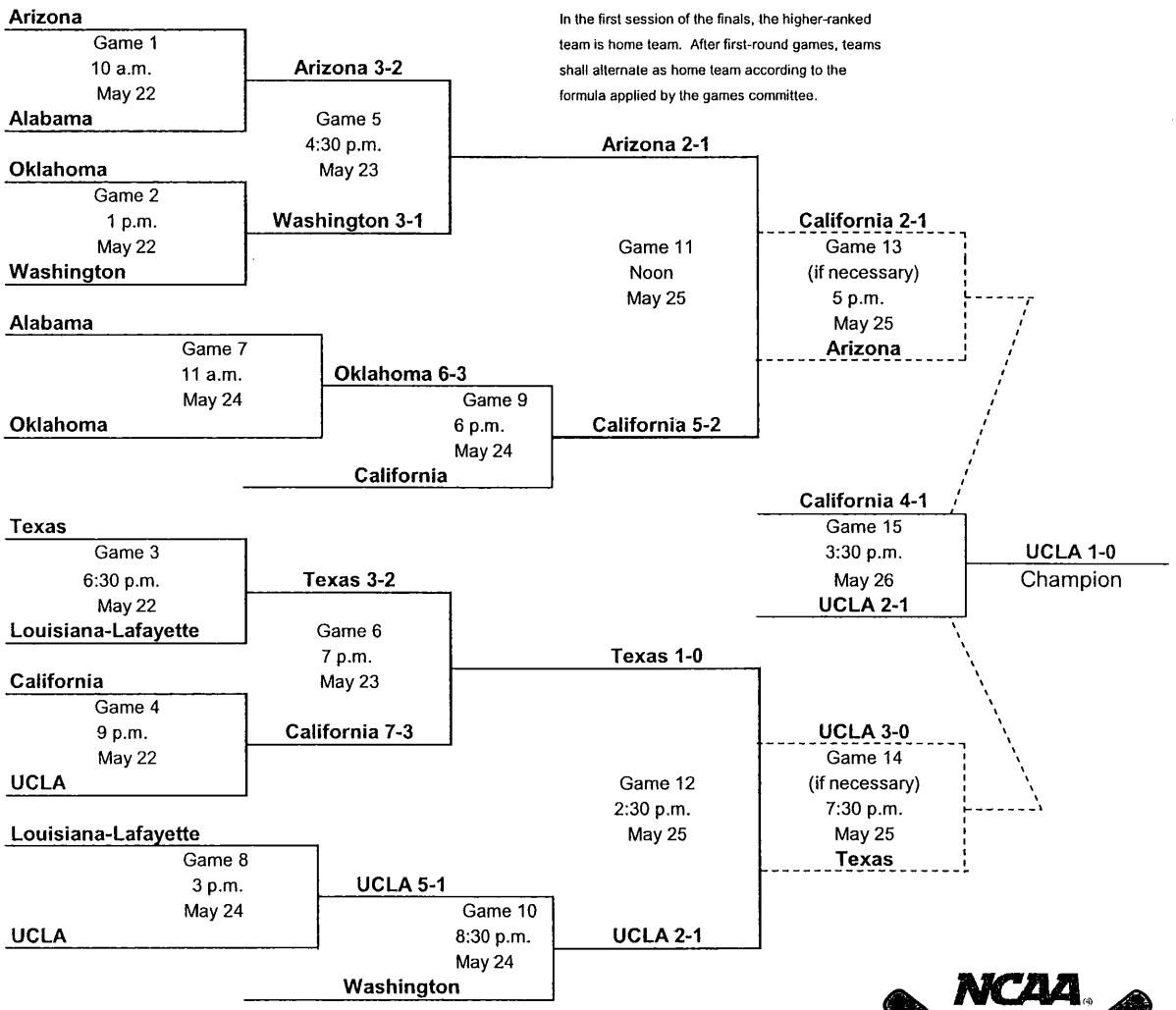

In the first session of the finals, the higher-ranked team is home team. After first-round games, teams shall alternate as home team according to the formula applied by the games committee.

Finals played at ASA Hall of Fame Stadium, Oklahoma City, Oklahoma.
Eight eight-team regionals will be played at campus sites.

Bracket note:

1. If the winner of Game 9 defeats the winner of Game 5, then Game 13 is necessary.
2. If the winner of Game 10 defeats the winner of Game 6, then then Game 14 is necessary.
3. If Game 14 is the only necessary game of the evening, it will be played at 5 p.m.

*Note: The NCAA Division Women's Softball Committee reserves the right to revise the schedule (i.e., game times) in the event weather conditions and/or media/television commitments require such.

NCAA 2003 WOMEN'S COLLEGE WORLD SERIES OKLAHOMA CITY

ALL TIMES ARE LOCAL (CENTRAL) TIME

PLEASE CONSULT THE NCAA WEB SITE UNDER "TV SHCHEDULE" FOR ESPN AND ESPN2 LISTINGS AND GAME TIMES

2003 Team Rosters

NCAA Women's College World Series

Alabama Crimson Tide

No.	Name
3	Jennifer Reach
4	Angela Johnson
5	Emily Currie
7	Deasy Phillips
8	Lacy Prejean
9	Leah White
10	Capper Reed
11	Jennifer Wright
13	Jackie McClain
16	Erin Wright
17	Dominique Accetturo
19	Staci Ramsey
20	Ashley Courtney
21	Jackie Wilkins
23	Casey Cockrum
24	Stephanie VanBrakle

Head Coach: Pat Murphy

Arizona Wildcats

No.	Name
0	Autumn Champion
2	Wendy Allen
3	Lovieanne Jung
5	Crystal Farley
6	Shelly Schultz
7	Samantha Quintero
8	Lisha Ribellia
12	A. VonLiechtenstein
17	Leslie Wolfe
20	Candace Abrams
22	Courtney Fossatti
33	Erin Palomarez
44	Alicia Hollowell
52	Mackenzie Vandergeest
77	Jackie Coburn

Head Coach: Mike Candrea

California Golden Bears

No.	Name
1	Kristina Thorson
2	Chelsea Spencer
4	Courtney Scott
5	Lindsay James
9	Haley Woods
10	Kaleo Eldredge
11	Kristen Bayless
12	Cassie Bobrow
13	LeAnna Hoglen
15	Mikella Pedretti
16	Kelly Anderson
17	Veronica Nelson
18	Roni Rodrigues
19	Vicky Galindo
20	Eryn Manahan
23	Kristen Morley
24	Jessica Pamanian
25	Jennifer Deering
29	Linzi Wescott
33	Jessica Vernaglia

Head Coach: Diane Ninemire

Louisiana-Lafayette Ragin' Cajuns

No.	Name
3	Summar Lapeyrouse
5	Crystal George
6	Brittany Bryant
7	Michelle Bergeaux
8	Tiffany Hebert
9	Afton Thoms
10	Jill Robertson
12	Michael Parrott
13	Brooke Mitchell
15	Rachel Reese
16	Natalie Hamby
17	Becky McMurtry
18	Joy Webre
19	Ashley Evans
21	Tiffany Grayson
22	Danyele Gomez
23	Lauren Castle
25	Leslie Pierce

Head Coaches: Michael & Stefni Lotief

Oklahoma Sooners

No.	Name
2	April Valdez
3	Kami Keiter
4	Kristin Vesely
5	Nicole Denes
7	Leah Gulla
8	Kelli Braitsch
9	Jessica Leslie
10	Christina Enea
13	Heather Scaglione
14	Jennifer Stump
15	Erin Evans
16	Tiffany Weight
17	Dana Askins
23	Lori Shimasaki
26	Katie Overton
28	Mariee Mena
30	Nicki Holt

Head Coach: Patty Gasso

Texas Longhorns

No.	Name
2	Tamara Poppe
3	Lindsay Gardner
5	Chez Sievers
7	Alexis Garcia
8	Cat Osterman
9	Sarah Wieszczak
10	Martha Rac
11	Samantha Murphy
12	Amy Bradford
13	Tiffany Anders
16	Melanie Jarrett
17	Marlo Hanks
21	Amber Hall
22	Tina Boutelle
23	Sarah Stelly
24	Wynter Turner
27	Lizi Sowers

Head Coach: Connie Clark

UCLA Bruins

No.	Name
2	Andrea Duran
3	Allison Chislock
5	Alissa Eno
9	Amanda Simpson
10	Erica Corley
11	Monique Mejia
13	Julie Hoshizaki
14	Keira Goerl
19	Caitlyn Benyi
20	Claire Sua
21	Tairia Mims
22	Nicole Sandberg
23	Toria Auelua
24	Emily Zaplatosch
27	Natasha Watley
33	Michelle Turner
44	Stephanie Ramos

Head Coach: Sue Enquist

Washington Huskies

No.	Name
2	Courtney Jeffries
3	Dena Tyson
6	Megan Owen
7	Aimee Minor
12	Rita Roach
13	Traci Tawney
14	Ashley Boek
16	Jessica Wilkinson
17	Amanda Oleson
21	Kathy Fiske
22	Callie Bergan
23	Sarah Hyatt
24	Tia Bollinger
25	Amy Hanson
31	Kristen Rivera
44	Jaime Clark

Head Coach: Teresa Wilson

2003 Women's College World Series
Batting Leaders (as of Apr 30, 2007)
(All games)

Hitting minimums - 1 Games 10 AB
Pitching minimums - 1 Games 10 IP

Batting avg

1.	Watley, Natasha, UCLA	.440
2.	Jung, Lovieanne, ARIZ	.417
3.	Mims, Tairia, UCLA	.400
4.	Farley, Crystal, ARIZ	.364
	Poppe, Tamara, TEXAS	.364

Slugging pct

1.	Mims, Tairia, UCLA	1.067
2.	Nelson, Veronica, CAL	.800
3.	Poppe, Tamara, TEXAS	.727
4.	Watley, Natasha, UCLA	.600
5.	Jung, Lovieanne, ARIZ	.500

On base pct

1.	Nelson, Veronica, CAL	.680
2.	Mims, Tairia, UCLA	.609
3.	Jung, Lovieanne, ARIZ	.500
4.	Watley, Natasha, UCLA	.440
5.	Poppe, Tamara, TEXAS	.417

Runs scored

1.	Eldredge, Kaleo, CAL	5
	Watley, Natasha, UCLA	5
3.	Spencer, Chelsea, CAL	4
4.	4 tied at	3

Hits

1.	Watley, Natasha, UCLA	11
2.	Spencer, Chelsea, CAL	7
3.	Galindo, Vicky, CAL	6
	Mims, Tairia, UCLA	6
5.	Jung, Lovieanne, ARIZ	5

Runs batted in

1.	Mims, Tairia, UCLA	6
2.	Spencer, Chelsea, CAL	5
3.	4 tied at	3

Doubles

1.	Watley, Natasha, UCLA	2
	Gulla, Leah, OKLA	2
3.	13 tied at	1

Triples

1.	Watley, Natasha, UCLA	1

Home runs

1.	Mims, Tairia, UCLA	3
2.	Nelson, Veronica, CAL	2
	Stump, Jennifer, OKLA	2
4.	13 tied at	1

Total bases

1.	Mims, Tairia, UCLA	16
2.	Watley, Natasha, UCLA	15
3.	Stump, Jennifer, OKLA	11
4.	Spencer, Chelsea, CAL	10
5.	3 tied at	8

Walks

1.	Nelson, Veronica, CAL	15
2.	Mims, Tairia, UCLA	7
3.	Eldredge, Kaleo, CAL	6
4.	Zaplatosch, Emily, UCLA	5
5.	2 tied at	4

Hit by pitch

1.	Sua, Claire, UCLA	2
2.	Champion, Autumn, ARIZ	1
	Mims, Tairia, UCLA	1

Sac bunts

1.	Woods, Haley, CAL	4
2.	Spencer, Chelsea, CAL	3
	VandergeestMackenzie, ARIZ	3
4.	4 tied at	2

Sac flies

1.	Ramsey, Staci, ALA	1

Stolen bases

1.	Boutelle, Tina, TEXAS	3
2.	12 tied at	1

Total plate appearances

1.	Galindo, Vicky, CAL	27
2.	Scott, Courtney, CAL	26
	Woods, Haley, CAL	26
4.	5 tied at	25

At bats

1.	Watley, Natasha, UCLA	25
	Scott, Courtney, CAL	25
3.	Galindo, Vicky, CAL	24
4.	James, Lindsay, CAL	23
5.	2 tied at	22

Steal attempts

1.	Boutelle, Tina, TEXAS	3
2.	Watley, Natasha, UCLA	2
3.	12 tied at	1

Strikeouts

1.	James, Lindsay, CAL	10
2.	Scott, Courtney, CAL	8
3.	Woods, Haley, CAL	7
4.	Eldredge, Kaleo, CAL	6
5.	6 tied at	5

Caught stealing

1.	Clark, Jaime, WASH	1
	Watley, Natasha, UCLA	1

Grounded into DP

1.	Ramos, Stephanie, UCLA	1
	Jung, Lovieanne, ARIZ	1
	Hall, Amber, TEXAS	1

2003 Women's College World Series
Pitching Leaders (as of Apr 30, 2007)
(All games)

Hitting minimums - 1 Games 10 AB
Pitching minimums - 1 Games 10 IP

Earned run avg

1.	Goerl, Keira, UCLA	0.60
2.	Anderson, Kelly, CAL	0.88
3.	Osterman, Cat, TEXAS	1.14
4.	Bollinger, Tia, WASH	1.17
5.	Hollowell, Alicia, ARIZ	1.73

Opposing bat avg

1.	Goerl, Keira, UCLA	.113
2.	Osterman, Cat, TEXAS	.129
3.	Anderson, Kelly, CAL	.152
4.	Keiter, Kami, OKLA	.155
5.	Hollowell, Alicia, ARIZ	.183

Innings pitched

1.	Anderson, Kelly, CAL	48.0
2.	Goerl, Keira, UCLA	47.0
3.	Hollowell, Alicia, ARIZ	32.1
4.	Osterman, Cat, TEXAS	24.2
5.	Keiter, Kami, OKLA	23.0

Batters struck out

1.	Osterman, Cat, TEXAS	46
2.	Hollowell, Alicia, ARIZ	45
3.	Goerl, Keira, UCLA	44
4.	Anderson, Kelly, CAL	27
5.	Keiter, Kami, OKLA	18

Batters SO out looking

1.	Osterman, Cat, TEXAS	16
2.	Goerl, Keira, UCLA	13
3.	Hollowell, Alicia, ARIZ	10
4.	Keiter, Kami, OKLA	9
5.	Anderson, Kelly, CAL	7

Wins

1.	Goerl, Keira, UCLA	5
2.	Anderson, Kelly, CAL	3
3.	Hollowell, Alicia, ARIZ	2
	Osterman, Cat, TEXAS	2
5.	3 tied at	1

Saves

Appearances

1.	Goerl, Keira, UCLA	6
	Anderson, Kelly, CAL	6
3.	Osterman, Cat, TEXAS	4
	Hollowell, Alicia, ARIZ	4
5.	2 tied at	3

Games started

1.	Goerl, Keira, UCLA	6
2.	Anderson, Kelly, CAL	5
3.	Hollowell, Alicia, ARIZ	4
	Osterman, Cat, TEXAS	4
5.	Keiter, Kami, OKLA	3

Games finished

1.	Thorson, Kristina, CAL	2
	VanBrakle, Stephanie, ALA	2
3.	4 tied at	1

Games in relief

1.	VanBrakle, Stephanie, ALA	2
	Thorson, Kristina, CAL	2
3.	5 tied at	1

Sac bunts allowed

1.	Anderson, Kelly, CAL	7
2.	Hollowell, Alicia, ARIZ	5
3.	Goerl, Keira, UCLA	4
4.	Bollinger, Tia, WASH	3
5.	4 tied at	2

Sac flies allowed

1.	Keiter, Kami, OKLA	1

Losses

1.	7 tied at	2

Runners picked off

1.	Rivera, Kristen, WASH	1
	Scott, Courtney, CAL	1

Wild pitches

1.	Hollowell, Alicia, ARIZ	2
2.	Osterman, Cat, TEXAS	1
	Goerl, Keira, UCLA	1
	VanBrakle, Stephanie, ALA	1

Balks

Hit batters

1.	Thorson, Kristina, CAL	1
	Osterman, Cat, TEXAS	1
	Mitchell, Brooke, ULL	1
	Anderson, Kelly, CAL	1

Intentional BB allowed

1.	Hollowell, Alicia, ARIZ	7
2.	Goerl, Keira, UCLA	5
3.	Anderson, Kelly, CAL	2
4.	Bradford, Amy, TEXAS	1

Hits allowed

1.	Bollinger, Tia, WASH	9
2.	Osterman, Cat, TEXAS	11
3.	Mitchell, Brooke, ULL	12
4.	VanBrakle, Stephanie, ALA	13
	Keiter, Kami, OKLA	13

Runs allowed

1.	Bollinger, Tia, WASH	2
2.	Osterman, Cat, TEXAS	5
3.	VanBrakle, Stephanie, ALA	6
4.	Anderson, Kelly, CAL	8
	Mitchell, Brooke, ULL	8

Earned runs allowed

1.	Bollinger, Tia, WASH	2
2.	Osterman, Cat, TEXAS	4
	Goerl, Keira, UCLA	4
4.	Anderson, Kelly, CAL	6
	VanBrakle, Stephanie, ALA	6

Walks allowed

1.	Bollinger, Tia, WASH	1
2.	VanBrakle, Stephanie, ALA	3
3.	Osterman, Cat, TEXAS	6
4.	Mitchell, Brooke, ULL	8
5.	Keiter, Kami, OKLA	12

Doubles allowed

1.	Osterman, Cat, TEXAS	0
2.	Hollowell, Alicia, ARIZ	1
	Bollinger, Tia, WASH	1
	Keiter, Kami, OKLA	1
5.	VanBrakle, Stephanie, ALA	2

Triples allowed

1.	Osterman, Cat, TEXAS.....	0
	Hollowell, Alicia, ARIZ....	0
	Bollinger, Tia, WASH.....	0
	Keiter, Kami, OKLA.....	0
	VanBrakle, Stephanie, ALA..	0

Home runs allowed

1.	VanBrakle, Stephanie, ALA..	0
2.	Bollinger, Tia, WASH.....	1
3.	Goerl, Keira, UCLA.....	2
	Osterman, Cat, TEXAS.....	2
	Anderson, Kelly, CAL.....	2

2003 Women's College World Series
Fielding Leaders (as of Apr 30, 2007)
(All games)

Hitting minimums - 1 Games
Pitching minimums - 1 Games 10 IP

Fielding pct

1.	Sua, Claire, UCLA.....	1.000
	Zaplatosch, Emily, UCLA....	1.000
	Hanks, Marlo, TEXAS.....	1.000
	VandergeestMackenzie, ARIZ.	1.000
	Scott, Courtney, CAL.....	1.000

Chances

1.	Nelson, Veronica, CAL.....	77
2.	Sua, Claire, UCLA.....	55
3.	Zaplatosch, Emily, UCLA....	52
4.	VandergeestMackenzie, ARIZ.	48
	Hanks, Marlo, TEXAS.....	48

Putouts

1.	Nelson, Veronica, CAL.....	71
2.	Sua, Claire, UCLA.....	54
3.	Hanks, Marlo, TEXAS.....	47
4.	VandergeestMackenzie, ARIZ.	45
	Zaplatosch, Emily, UCLA....	45

Assists

1.	Anderson, Kelly, CAL.....	29
2.	Galindo, Vicky, CAL.....	22
3.	Watley, Natasha, UCLA.....	19
4.	Mims, Tairia, UCLA.....	15
5.	Spencer, Chelsea, CAL.....	14

Fielding double plays

1.	Sua, Claire, UCLA.....	3
2.	Spencer, Chelsea, CAL.....	2
	Watley, Natasha, UCLA.....	2
	Nelson, Veronica, CAL.....	2
5.	6 tied at.....	1

Passed balls

1.	VandergeestMackenzie, ARIZ.	1

Catchers interference

Steal attempts against

1.	6 tied at.....	3

Stolen bases against

1.	Hollowell, Alicia, ARIZ....	3
	VandergeestMackenzie, ARIZ.	3
3.	11 tied at.....	2

Caught stealing by

1.	Webre, Joy, ULL.....	1
	Mitchell, Brooke, ULL.....	1
	Goerl, Keira, UCLA.....	1
	Zaplatosch, Emily, UCLA....	1

Errors

1.	Mims, Tairia, UCLA.....	4
2.	Goerl, Keira, UCLA.....	3
	Watley, Natasha, UCLA.....	3
4.	5 tied at.....	2

2003 Women's College World Series
Overall Statistics (as of Apr 30, 2007)
(All games Sorted by Batting avg)

Team	AVG	G	AB	R	H	2B	3B	HR	RBI	TB	SLG%	BB	HBP	SO	GDP	OB%	SF	SH	SB-ATT	PO	A	E	FLD%
UCLA	.217	6	166	16	36	5	1	5	16	58	.349	19	3	34	1	.309	0	7	2-3	141	60	11	.948
Oklahoma	.198	3	81	9	16	3	0	3	6	28	.346	9	0	14	0	.278	0	2	2-2	69	26	5	.950
Arizona	.191	4	110	7	21	3	0	0	6	24	.218	8	1	15	1	.252	0	9	0-0	97	31	3	.977
Washington	.164	3	73	5	12	2	0	3	5	23	.315	7	0	28	0	.238	0	1	2-3	60	37	4	.960
California	.162	6	185	18	30	1	0	4	14	43	.232	32	0	56	0	.286	0	9	1-1	156	92	6	.976
Texas	.120	4	92	5	11	2	0	2	5	19	.207	13	0	23	1	.229	0	0	4-4	83	19	2	.981
Alabama	.111	2	54	5	6	1	0	2	5	13	.241	7	0	20	0	.210	1	1	3-3	45	18	1	.984
Louisiana-Lafayette.	.044	2	45	3	2	0	0	1	3	5	.111	1	0	19	0	.065	0	0	1-1	39	14	1	.981
Totals	.166		806		134		1		60		.264		4		3		1		15-17		297		.968
		30		68		17		20		213		96		209		.258		29		690		33	

(All games Sorted by Earned run avg)

Team	ERA	W-L	G	CG	SHO/CBO	SV	IP	H	R	ER	BB	SO	2B	3B	HR	AB	B/Avg	WP	HBP	BK	SFA	SHA
UCLA	0.60	5-1	6	6	2/0	0	47.0	18	10	4	16	44	3	0	2	159	.113	1	0	0	0	4
California	0.94	4-2	6	3	0/0	0	52.0	27	9	7	23	32	6	1	2	178	.152	0	2	0	0	7
Washington	1.40	1-2	3	2	0/0	0	20.0	13	5	4	3	8	1	0	2	67	.194	0	0	0	0	5
Texas	1.52	2-2	4	3	1/0	0	27.2	15	7	6	9	46	0	0	2	97	.155	1	1	0	0	3
Arizona	1.73	2-2	4	4	0/0	0	32.1	21	9	8	21	45	1	0	3	115	.183	2	0	0	0	5
Oklahoma	2.74	1-2	3	3	0/0	0	23.0	13	11	9	12	18	1	0	4	84	.155	0	0	0	1	2
Alabama	3.27	0-2	2	0	0/0	0	15.0	15	9	7	4	12	2	0	1	56	.268	1	0	0	0	3
Louisiana-Lafayette.	4.31	0-2	2	1	0/0	0	13.0	12	8	8	8	4	3	0	4	50	.240	0	1	0	0	0
Totals	1.61		30		3/0		230.0		68		96		17		20		.166		4		1	
		15-15		22		0		134		53		209		1		806		5		0		29

PB - Wildcats 1. Pickoffs - Huskies 1, Golden Bears 1.

(All games Sorted by Fielding pct)

Team	C	PO	A	E	FLD%	DPs	SBA	CSB	SBA%	PB	CI
Alabama	64	45	18	1	.984	1	2	0	1.000	0	0
Louisiana-Lafayette.	54	39	14	1	.981	0	2	1	.667	0	0
Texas	104	83	19	2	.981	0	2	0	1.000	0	0
Arizona	131	97	31	3	.977	0	3	0	1.000	1	0
California	254	156	92	6	.976	2	2	0	1.000	0	0
Washington	101	60	37	4	.960	1	0	0	.000	0	0
Oklahoma	100	69	26	5	.950	0	2	0	1.000	0	0
UCLA	212	141	60	11	.948	3	2	1	.667	0	0
Totals	1020		297		.968		15		.882		0
		690		33		7		2		1	

2003 NCAA WCWS- Championship Game
#2 UCLA vs #7 California
May 26, 2003 at Oklahoma City, OK (Hall of Fame Stadium)

UCLA 1 (54-7)

Player	AB	R	H	RBI	BB	SO	PO	A	LOB
Watley, Natasha ss	5	0	2	0	0	0	1	8	2
Benyi, Caitlin rf	2	0	1	0	1	0	1	0	0
Mims, Tairia 3b	2	0	0	0	2	1	1	3	2
Sua, Claire 1b	4	0	0	0	0	0	14	0	4
Ramos, Stephanie cf	4	1	1	0	0	0	2	0	0
Zaplatosch, Emily c	3	0	0	0	0	2	4	1	0
Auelua, Toria dh	4	0	2	1	0	1	0	0	0
Simpson, Amanda pr	0	0	0	0	0	0	0	0	0
Hoshizaki, Julie pr	0	0	0	0	0	0	0	0	0
Mejia, Monique 2b	4	0	0	0	0	0	2	0	1
Duran, Andrea lf	3	0	0	0	1	1	1	0	0
Goerl, Keira p	0	0	0	0	0	0	1	3	0
Totals	31	1	6	1	4	5	27	15	9

California 0 (49-20)

Player	AB	R	H	RBI	BB	SO	PO	A	LOB
Galindo 3b	4	0	0	0	0	0	2	3	0
James lf	4	0	0	0	0	1	0	0	1
Scott c	3	0	0	0	1	0	5	1	0
Nelson 1b	0	0	0	0	3	0	12	0	0
Hoglen pr	0	0	0	0	0	0	0	0	0
Wescott pr	0	0	0	0	0	0	0	0	0
Pedretti 1b	1	0	0	0	0	0	3	0	0
Woods dh	3	0	0	0	0	1	0	0	2
Eldredge cf	3	0	0	0	0	1	0	0	1
Spencer ss	3	0	0	0	0	1	0	4	1
Pamanian 2b	3	0	0	0	0	0	4	4	0
Morley rf	3	0	0	0	0	0	1	0	0
Bayless rf	0	0	0	0	0	0	0	0	0
Anderson p	0	0	0	0	0	0	0	5	0
Totals	27	0	0	0	4	4	27	17	5

Score by Innings		R	H	E
UCLA	000 000 001 -	1	6	1
California	000 000 000 -	0	0	0

E - GOERL(6). LOB - Bruins 9; Golden Bears 5. 2B - RAMOS(11). 3B - WATLEY(5). SH - BENYI(8); ZAPLATOSCH(1); Woods(4).

UCLA	IP	H	R	ER	BB	SO	AB	BF
Goerl, Keira	9.0	0	0	0	4	4	27	32

California	IP	H	R	ER	BB	SO	AB	BF
Anderson	9.0	6	1	1	4	5	31	37

Win - GOERL (40-7). Loss - Anderson (23-12). Save - None.
Umpires - HP: Sally Walker 1B: Kevin Davis 3B: Lori Bish
Start: 3:35 Time: 2:36 Attendance: 5437
Game notes:
Championship Game of the 2003 NCAA Women's College World Series.
UCLA wins the 2003 NCAA Women's College World Series.
Game: GAME15

2003 NCAA WCWS- Championship Game
#2 UCLA vs #7 California - Play-by-Play
May 26, 2003 at Oklahoma City, OK (Hall of Fame Stadium)

Score by Innings		R	H	E
UCLA	000 000 001 -	1	6	1
California	000 000 000 -	0	0	0

UCLA starters: 27/ss WATLEY; 19/rf BENYI; 21/3b MIMS; 20/1b SUA; 44/cf RAMOS; 24/c ZAPLATOSCH; 23/dh AUELUA; 11/2b MEJIA; 2/lf DURAN; 14/p GOERL;
California starters: 19/3b Galindo; 5/lf James; 4/c Scott; 17/1b Nelson; 9/dh Woods; 10/cf Eldredge; 2/ss Spencer; 24/2b Pamanian; 23/rf Morley; 16/p Anderson;

UCLA 1st - WATLEY flied out to rf. BENYI singled up the middle. MIMS struck out swinging. SUA grounded out to p. 0 runs, 1 hit, 0 errors, 1 LOB.

California 1st - Galindo grounded out to ss. James popped up to ss. Scott walked. Nelson intentionally walked; Scott advanced to second. Woods flied out to rf. 0 runs, 0 hits, 0 errors, 2 LOB.

UCLA 2nd - RAMOS grounded out to 3b. ZAPLATOSCH out at first p to ss to 1b. AUELUA struck out swinging. 0 runs, 0 hits, 0 errors, 0 LOB.

California 2nd - Eldredge grounded out to p. Spencer struck out swinging. Pamanian grounded out to ss. 0 runs, 0 hits, 0 errors, 0 LOB.

UCLA 3rd - MEJIA lined out to 2b. DURAN grounded out to 3b. WATLEY tripled down the rf line. BENYI walked. MIMS grounded out to 2b. 0 runs, 1 hit, 0 errors, 2 LOB.

California 3rd - Morley grounded out to ss. Galindo grounded out to 3b. James grounded out to p. 0 runs, 0 hits, 0 errors, 0 LOB.

UCLA 4th - SUA grounded out to 2b. RAMOS grounded out to 2b. ZAPLATOSCH struck out looking. 0 runs, 0 hits, 0 errors, 0 LOB.

California 4th - Scott popped up to 2b. Nelson intentionally walked. Hoglen pinch ran for Nelson. Woods struck out swinging. Eldredge grounded out to 3b. 0 runs, 0 hits, 0 errors, 1 LOB.

UCLA 5th - Nelson to 1b for Hoglen. AUELUA popped up to 2b. MEJIA out at first c to 2b, bunt. DURAN struck out swinging. 0 runs, 0 hits, 0 errors, 0 LOB.

California 5th - Spencer popped up to p. Pamanian fouled out to 3b. Morley flied out to cf. 0 runs, 0 hits, 0 errors, 0 LOB.

UCLA 6th - WATLEY grounded out to p. BENYI grounded out to p. MIMS intentionally walked. Bayless to rf for Morley. SUA grounded out to p. 0 runs, 0 hits, 0 errors, 1 LOB.

California 6th - Galindo grounded out to ss. James struck out swinging. Scott flied out to lf. 0 runs, 0 hits, 0 errors, 0 LOB.

UCLA 7th - RAMOS grounded out to ss. ZAPLATOSCH struck out looking. AUELUA singled through the right side. SIMPSON pinch ran for AUELUA. MEJIA grounded out to 1b unassisted. 0 runs, 1 hit, 0 errors, 1 LOB.

California 7th - AUELUA to dh for SIMPSON. Nelson intentionally walked. Wescott pinch ran for Nelson. Woods out at first c to 2b, SAC, bunt; Wescott advanced to second. Eldredge struck out looking. Spencer grounded out to ss. 0 runs, 0 hits, 0 errors, 1 LOB.

UCLA 8th - Pedretti to 1b for Wescott. DURAN grounded out to ss. WATLEY singled through the left side. BENYI grounded out to 1b unassisted, SAC, bunt; WATLEY advanced to second. MIMS intentionally walked. SUA grounded out to 2b. 0 runs, 1 hit, 0 errors, 2 LOB.

California 8th - Pamanian grounded out to ss. Morley to rf for Bayless. Morley grounded out to ss. Galindo reached on a throwing error by p. James grounded out to p. 0 runs, 0 hits, 1 error, 1 LOB.

UCLA 9th - RAMOS doubled to left field. ZAPLATOSCH out at first 3b to 2b, SAC, bunt; RAMOS advanced to third. AUELUA singled through the left side, RBI; RAMOS scored. MEJIA lined out to 3b. DURAN walked; AUELUA advanced to second. HOSHIZAKI pinch ran for AUELUA. WATLEY reached on a fielder's choice; DURAN advanced to second; HOSHIZAKI out at third ss to 3b. 1 run, 2 hits, 0 errors, 2 LOB.

California 9th - Scott grounded out to 3b. Pedretti grounded out to ss. Woods flied out to cf. 0 runs, 0 hits, 0 errors, 0 LOB.

2004 NCAA Division I

SOFTBALL CHAMPIONSHIP

In the first session of the finals, the higher-ranked team is home team. After first-round games, teams shall alternate as home team according to the formula applied by the games committee.

Michigan
Game 1
11 a.m., May 27
ESPN
*LSU

*LSU 3-2 (13 inn.)

Game 5
2 p.m., May 28
ESPN

Stanford
Game 2
1:30 p.m., May 27
ESPN
* UCLA

UCLA 8-2

UCLA 2-0

Game 11
12:57 pm, May 30
ESPN

UCLA 3-1 (12 inn.)

*Michigan
Game 7
11 a.m., May 29
ESPN
Stanford

* Stanford 5-4

Game 9
5:30 p.m., May 29
ESPN
Oklahoma

*Stanford 3-2

*UCLA
Championship Final
7 p.m., May 31
ESPN
California 4-1

UCLA 3-1
Champion

Washington
Game 3
6 p.m., May 27
ESPN2
*Oklahoma

Oklahoma 6-2

Game 6
6 p.m., May 28
ESPN2

*California 2-1 (8 innings)

California
Game 4
8:30 p.m., May 27
ESPN2
*Florida State

*California 4-2

California
Game 13
(if necessary)
7:53 p.m., May 30
ESPN2 (delay)
*LSU 4-1

Game 12
5:14 pm, May 30
ESPN2

*Washington
Game 8
3 p.m., May 29
ESPN2
Florida State

*Florida State 2-0

Game 10
10 a.m., May 30
ESPN2/ESPN
LSU

LSU 2-1

* Denotes home team

Finals played at Hall of Fame Stadium, Oklahoma City, Oklahoma.

Bracket note:

1. If the winner of Game 9 defeats the winner of Game 5, then Game 13 is necessary.
2. If the winner of Game 10 defeats the winner of Game 6, then Game 14 is necessary.
3. If only one if necessary game is needed, it will be played at 5 p.m.

*Note: The NCAA Division I Softball Committee reserves the right to revise the schedule (i.e., game times) in the event weather conditions and/or media/television commitments require such.

2004 WOMEN'S COLLEGE WORLD SERIES® OKLAHOMA CITY

ALL TIMES ARE LOCAL (CENTRAL) TIME

CONSULT WWW.NCAASPORTS.COM/BROADCAST UNDER 'TV SCHEDULE' FOR ESPN& ESPN2 LISTINGS AND GAME TIMES

2004 Team Rosters

NCAA Women's College World Series

California Golden Bears

No.	Name
1	Kristina Thorson
2	Chelsea Spencer
3	Alex Sutton
4	Shannon Harper
5	Lindsay James
6	Alyssa Smoke
7	Sarah Adams
9	Haley Woods
10	Kaleo Eldredge
11	Kristen Bayless
16	Kelly Anderson
18	Roni Rodrigues
19	Vicky Galindo
22	Gwen Arafiles
24	Jessica Pamanian
33	Jessica Vernaglia

Head Coach: Diane Ninemire

Florida State Seminoles

No.	Name
1	Veronica Wootsen
2	Julie Tiggis
4	Lena Sifen
6	Kim Hoffer
7	Casey Hunter
8	Billy Anne Gay
9	Elisa Vasquez
11	Beth Wade
12	Carly Brieske
13	Natasha Jacob
15	Lesley Palmer
21	Amy Harrison
22	LaShaun Davis
24	Katie Fricke
33	Tatiana George
44	Carey Galuppi
99	Jessica van der Linden

Head Coach: Dr. JoAnne Graf

LSU Tigers

No.	Name
0	Kassil Mikulik
1	Emily Turner
3	Stephanie Hill
4	Amber Brooks
6	Leslie Klein
8	Kristin Schmidt
9	Lauren Delahoussaye
10	Kristen Hobbs
12	Camille Harris
13	Leigh Ann Danos
14	Sara Fitzgerald
19	Lauren Uhle
21	Julie Wiese
44	LaDonia Hughes
55	Lauren Castle

Head Coach: Yvette Girouard

Michigan Wolverines

No.	Name
1	Amy Prichard
2	Jennifer Kreinbrink
4	Meghan Doe
7	Tiffany Worthy
8	Stephanie Bercaw
10	Michelle Teschler
11	Stephanie Winter
12	Jennifer Olds
14	Lauren Holland
15	Jennie Ritter
16	Grace Leutele
17	Lorilyn Wilson
18	Monica Schock
20	Nicole Motycha
21	Rebekah Milian
22	Tiffany Haas
24	Jessica Merchant
25	Meghan Ritter
32	Angie Chuchill
44	Courtney Betley

Head Coach: Carol Hutchins

Oklahoma Sooners

No.	Name
1	Jamie Fox
2	April Valdez
4	Kristin Vesely
5	Nicole Denes
7	Kami Keiter
9	Jessica Leslie
10	Christina Enea
12	Jessica Johnson
13	Heather Scaglione
15	Norelle Dickson
21	Jade Prather
17	Dana Askins
26	Katie Overton
28	Mariee Mena
30	Stacia Aleman
31	Nicki Holt
99	Amber Spaulding

Head Coach: Patty Gasso

Stanford Cardinal

No.	Name
1	Jackie Rinehart
3	Lindsey Key
6	Megan Bordelon
7	Catalina Morris
8	Danika Dukes
9	Michelle Thiry
10	Katherine Hoffman
11	Jacki Hansen
12	Dana Sorensen
14	Elizabeth Bendig
15	Heather Shook
17	Jessica Allister
23	Laura Severson
24	Leah Nelson
25	Meghan Sickler
27	Lauren Lappin
33	Shoney Hixson

Head Coach: John Rittman

UCLA Bruins

No.	Name
2	Andrea Duran
5	Alissa Eno
7	Tara Henry
9	Amanda Simpson
10	Jaisa Creps
11	Ashley Herrera
12	Jodie Legaspi
13	Julie Hoshizaki
14	Keira Goerl
17	Lisa Dodd
19	Caitlyn Benyi
20	Claire Sua
21	Shana Stewart
22	Nicole Sandberg
23	Whitney Holum
24	Emily Zaplatosch
32	Kristen Dedmon
33	Michelle Turner
44	Stephanie Ramos

Head Coach: Sue Enquist

Washington Huskies

No.	Name
2	Courtney Jeffries
3	Dena Tyson
4	Dominique Lastrapes
7	Aimee Minor
8	Robyn Wike
12	Rita Roach
14	Ashley Boek
16	Jessica Wilkinson
17	Amanda Oleson
21	Kathy Fiske
22	Callie Bergan
23	Sarah Hyatt
24	Tia Bollinger
25	Amy Hanson
31	Kristen Rivera

Head Coach: Teresa Wilson

2004 Women's College World Series
Batting Leaders (as of Apr 30, 2007)
(All games)

Hitting minimums - 1 Games 10 AB
Pitching minimums - 1 Games 10 IP

Batting avg

1.	Enea, Christina, OKLA	.545
2.	Legaspi, Jodie, UCLA	.500
	Mena, Mariee, OKLA	.500
4.	James, Lindsay, CAL	.421
5.	Dodd, Lisa, UCLA	.412

Slugging pct

1.	Legaspi, Jodie, UCLA	.667
2.	Galindo, Vicky, CAL	.647
3.	Lappin, Lauren, STAN	.600
	Allister, Jessica, STAN	.600
	Benyi, Caitlin, UCLA	.600

On base pct

1.	Enea, Christina, OKLA	.583
2.	Legaspi, Jodie, UCLA	.571
3.	Galindo, Vicky, CAL	.500
	Woods, Haley, CAL	.500
	Vesely, Kristin, OKLA	.500

Runs scored

1.	James, Lindsay, CAL	4
2.	Benyi, Caitlin, UCLA	3
	Vesely, Kristin, OKLA	3
	Duran, Andrea, UCLA	3
5.	18 tied at	2

Hits

1.	James, Lindsay, CAL	8
2.	Hughes, LaDonia, LSU	7
	Dodd, Lisa, UCLA	7
	Galindo, Vicky, CAL	7
5.	5 tied at	6

Runs batted in

1.	Pamanian, Jessica, CAL	4
	Benyi, Caitlin, UCLA	4
3.	Allister, Jessica, STAN	3
	Leutele, Grace, MICH	3
	Dodd, Lisa, UCLA	3

Doubles

1.	7 tied at	2

Triples

1.	Merchant, Jessica, MICH	1
	Pamanian, Jessica, CAL	1
	Sickler, Meghan, STAN	1

Home runs

1.	Benyi, Caitlin, UCLA	2
2.	12 tied at	1

Total bases

1.	Galindo, Vicky, CAL	11
2.	6 tied at	9

Walks

1.	Rivera, Kristen, WASH	4
	Danos, Leigh Ann, LSU	4
3.	Sua, Claire, UCLA	3
	Galindo, Vicky, CAL	3
	Woods, Haley, CAL	3

Hit by pitch

1.	Dickson, Norrelle, OKLA	2
2.	12 tied at	1

Sac bunts

1.	Zaplatosch, Emily, UCLA	5
2.	5 tied at	2

Sac flies

1.	Sickler, Meghan, STAN	1
	Schock, Monica, MICH	1

Stolen bases

1.	Harris, Camille, LSU	3
2.	Klein, Leslie, LSU	2
3.	7 tied at	1

Total plate appearances

1.	Galindo, Vicky, CAL	20
	Castle, Lauren, LSU	20
	Hughes, LaDonia, LSU	20
	James, Lindsay, CAL	20
5.	5 tied at	19

At bats

1.	Wiese, Julie, LSU	19
	James, Lindsay, CAL	19
	Castle, Lauren, LSU	19
4.	3 tied at	18

Steal attempts

1.	Harris, Camille, LSU	3
2.	Klein, Leslie, LSU	2
	Smoke, Alyssa, CAL	2
4.	10 tied at	1

Strikeouts

1.	Rinehart, Jackie, STAN	5
	George, Tatiana, FLST	5
	Rodrigues, Roni, CAL	5
	Bendig, Elizabeth, STAN	5
	Fox, Jamie, OKLA	5

Caught stealing

1.	Lappin, Lauren, STAN	1
	Betley, Courtney, MICH	1
	Merchant, Jessica, MICH	1
	Smoke, Alyssa, CAL	1
	Hoffman, Katherine, STAN	1

Grounded into DP

1.	Harris, Camille, LSU	1
	Wootson, Veronica, FLST	1

2004 Women's College World Series
Pitching Leaders (as of Apr 30, 2007)
(All games)

Hitting minimums - 1 Games 10 AB
Pitching minimums - 1 Games 10 IP

Earned run avg

1.	Goerl, Keira, UCLA	0.85
2.	Motycka, Nicole, MICH	1.26
3.	Keiter, Kami, OKLA	1.38
4.	Anderson, Kelly, CAL	1.47
5.	Schmidt, Kristin, LSU	1.72

Opposing bat avg

1.	Anderson, Kelly, CAL	.141
2.	Thorson, Kristina, CAL	.200
3.	Goerl, Keira, UCLA	.226
4.	Keiter, Kami, OKLA	.228
5.	van der Linden, Jess, FLST.	.230

Innings pitched

1.	Schmidt, Kristin, LSU	40.2
2.	Goerl, Keira, UCLA	33.0
3.	Sorensen, Dana, STAN	28.0
4.	Keiter, Kami, OKLA	20.1
5.	Anderson, Kelly, CAL	19.0

Batters struck out

1.	Schmidt, Kristin, LSU	44
2.	Goerl, Keira, UCLA	22
3.	van der Linden, Jess, FLST.	21
4.	Thorson, Kristina, CAL	20
5.	Keiter, Kami, OKLA	15

Batters SO out looking

1.	Schmidt, Kristin, LSU	19
2.	Anderson, Kelly, CAL	8
3.	Keiter, Kami, OKLA	7
4.	3 tied at	5

Wins

1.	Goerl, Keira, UCLA	4
2.	Schmidt, Kristin, LSU	3
3.	Anderson, Kelly, CAL	2
	Sorensen, Dana, STAN	2
5.	3 tied at	1

Saves

Appearances

1.	Schmidt, Kristin, LSU	5
2.	Anderson, Kelly, CAL	4
	Sorensen, Dana, STAN	4
	Thorson, Kristina, CAL	4
	Goerl, Keira, UCLA	4

Games started

1.	Schmidt, Kristin, LSU	5
2.	Sorensen, Dana, STAN	4
	Goerl, Keira, UCLA	4
4.	Thorson, Kristina, CAL	3
	Keiter, Kami, OKLA	3

Games finished

1.	Anderson, Kelly, CAL	2
2.	6 tied at	1

Games in relief

1.	Anderson, Kelly, CAL	2
2.	6 tied at	1

Sac bunts allowed

1.	Sorensen, Dana, STAN	8
	Schmidt, Kristin, LSU	8
3.	Goerl, Keira, UCLA	3
	Keiter, Kami, OKLA	3
5.	3 tied at	2

Sac flies allowed

1.	Sorensen, Dana, STAN	1
	Ritter, MICH	1

Losses

1.	Schmidt, Kristin, LSU	2
	Keiter, Kami, OKLA	2
	Boek, Ashley, WASH	2
4.	8 tied at	1

Runners picked off

Wild pitches

1.	van der Linden, Jess, FLST.	1
	Hunter, Casey, FLST	1
	Keiter, Kami, OKLA	1
	Motycka, Nicole, MICH	1
	Schmidt, Kristin, LSU	1

Balks

Hit batters

1.	Thorson, Kristina, CAL	4
2.	Keiter, Kami, OKLA	3
3.	Schmidt, Kristin, LSU	2
	van der Linden, Jess, FLST.	2
5.	3 tied at	1

Intentional BB allowed

1.	van der Linden, Jess, FLST.	1
	Sorensen, Dana, STAN	1
	Goerl, Keira, UCLA	1

Hits allowed

1.	Anderson, Kelly, CAL	9
2.	Thorson, Kristina, CAL	12
3.	Boek, Ashley, WASH	13
4.	van der Linden, Jess, FLST.	14
5.	Motycka, Nicole, MICH	16

Runs allowed

1.	Goerl, Keira, UCLA	4
	van der Linden, Jess, FLST.	4
3.	Motycka, Nicole, MICH	5
	Anderson, Kelly, CAL	5
5.	Thorson, Kristina, CAL	6

Earned runs allowed

1.	Motycka, Nicole, MICH	3
2.	Anderson, Kelly, CAL	4
	Boek, Ashley, WASH	4
	van der Linden, Jess, FLST.	4
	Goerl, Keira, UCLA	4

Walks allowed

1.	Thorson, Kristina, CAL	1
2.	Boek, Ashley, WASH	4
	Anderson, Kelly, CAL	4
	van der Linden, Jess, FLST.	4
5.	Keiter, Kami, OKLA	6

Doubles allowed

1.	Motycka, Nicole, MICH	1
	Schmidt, Kristin, LSU	1
	Boek, Ashley, WASH	1
4.	Anderson, Kelly, CAL	2
	Keiter, Kami, OKLA	2

Triples allowed

1.	Motycka, Nicole, MICH.....	0
	Sorensen, Dana, STAN.....	0
	Boek, Ashley, WASH.....	0
	Anderson, Kelly, CAL.....	0
	Thorson, Kristina, CAL.....	0

Home runs allowed

1.	Motycka, Nicole, MICH.....	0
2.	Anderson, Kelly, CAL.....	1
	van der Linden, Jess, FLST.	1
	Goerl, Keira, UCLA.....	1
	Boek, Ashley, WASH.....	1

2004 Women's College World Series
Fielding Leaders (as of Apr 30, 2007)
(All games)

Hitting minimums - 1 Games
Pitching minimums - 1 Games 10 IP

Fielding pct

1.	Rodrigues, Roni, CAL.....	1.000
	Hill, Stephanie, LSU.....	1.000
	Benyi, Caitlin, UCLA.....	1.000
	Duran, Andrea, UCLA.....	1.000
	Vasquez, Elisa, FLST.....	1.000

Chances

1.	Danos, Leigh Ann, LSU.....	56
2.	Sua, Claire, UCLA.....	41
3.	Woods, Haley, CAL.....	40
4.	Nelson, Leah, STAN.....	38
5.	Rodrigues, Roni, CAL.....	35

Putouts

1.	Danos, Leigh Ann, LSU.....	51
2.	Sua, Claire, UCLA.....	37
3.	Woods, Haley, CAL.....	36
4.	Rodrigues, Roni, CAL.....	35
5.	Nelson, Leah, STAN.....	32

Assists

1.	Duran, Andrea, UCLA.....	20
2.	Dickson, Norrelle, OKLA....	13
	Lappin, Lauren, STAN.....	13
4.	Wiese, Julie, LSU.....	12
	Legaspi, Jodie, UCLA.....	12

Fielding double plays

1.	Bendig, Elizabeth, STAN....	2
	Nelson, Leah, STAN.....	2
3.	12 tied at.....	1

Passed balls

1.	Woods, Haley, CAL.....	1
	Allister, Jessica, STAN....	1
	Schock, Monica, MICH.....	1
	Zaplatosch, Emily, UCLA....	1

Catchers interference

Steal attempts against

1.	van der Linden, Jess, FLST.	5
2.	7 tied at.....	3

Stolen bases against

1.	van der Linden, Jess, FLST.	4
2.	8 tied at.....	2

Caught stealing by

1.	Danos, Leigh Ann, LSU.....	2
	Schmidt, Kristin, LSU.....	2
3.	6 tied at.....	1

Errors

1.	Delahoussaye, Lauren, LSU..	3
2.	8 tied at.....	2

2004 Women's College World Series
Overall Statistics (as of Apr 30, 2007)
(All games Sorted by Batting avg)

Team	AVG	G	AB	R	H	2B	3B	HR	RBI	TB	SLG%	BB	HBP	SO	GDP	OB%	SF	SH	SB-ATT	PO	A	E	FLD%
California.....	.283	5	138	12	39	2	1	2	11	49	.355	13	2	30	0	.353	0	5	3-4	105	38	4	.973
Oklahoma.....	.281	3	89	9	25	5	0	0	6	30	.337	6	4	17	0	.354	0	1	2-2	61	30	5	.948
Stanford.....	.266	4	128	11	34	4	1	3	11	49	.383	8	0	24	0	.307	1	3	1-3	96	44	4	.972
UCLA.....	.259	4	116	16	30	8	0	3	16	47	.405	10	1	20	0	.323	0	8	1-1	99	53	2	.987
Washington.....	.226	2	53	2	12	1	0	0	2	13	.245	5	3	15	0	.328	0	3	0-0	39	21	2	.968
LSU.....	.222	5	153	10	34	6	0	1	7	43	.281	10	1	22	1	.274	0	5	5-5	123	35	7	.958
Michigan.....	.156	2	64	6	10	2	1	2	6	20	.313	1	2	15	0	.191	1	5	0-2	58	25	6	.933
Florida State.....	.141	3	71	5	10	1	0	3	5	20	.282	4	1	27	1	.197	0	1	0-0	63	21	5	.944
Totals.....	.239	28	812	71	194	29	3	14	64	271	.334	57	14	170	2	.299	2	31	12-17	644	267	35	.963

(All games Sorted by Earned run avg)

Team	ERA	W-L	G	CG	SHO/CBO	SV	IP	H	R	ER	BB	SO	2B	3B	HR	AB	B/Avg	WP	HBP	BK	SFA	SHA
UCLA.....	0.85	4-0	4	4	1/0	0	33.0	28	4	4	9	22	2	0	1	124	.226	0	0	0	0	3
Oklahoma.....	1.38	1-2	3	3	0/0	0	20.1	18	7	4	6	15	2	1	2	79	.228	1	3	0	0	3
LSU.....	1.71	3-2	5	4	0/0	0	41.0	36	10	10	10	45	1	1	2	150	.240	1	2	0	0	8
Michigan.....	1.78	0-2	2	0	0/0	0	19.2	21	8	5	7	10	2	0	1	79	.266	1	0	0	1	2
California.....	1.80	3-2	5	2	0/0	0	35.0	21	11	9	5	34	5	0	3	124	.169	0	5	0	0	3
Florida State.....	2.00	1-2	3	2	1/0	0	21.0	22	6	6	5	23	4	1	1	83	.265	2	3	0	0	3
Washington.....	2.15	0-2	2	2	0/0	0	13.0	13	8	4	4	7	1	0	1	51	.255	0	1	0	0	1
Stanford.....	3.06	2-2	4	3	0/0	0	32.0	35	17	14	11	14	12	0	3	122	.287	0	0	0	1	8
Totals.....	1.82	14-14	28	20	2/0	0	215.0	194	71	56	57	170	29	3	14	812	.239	5	14	0	2	31

PB - Golden Bears 1, Bruins 1, Cardinal 1, Wolverines 1.

(All games Sorted by Fielding pct)

Team	C	PO	A	E	FLD%	DPs	SBA	CSB	SBA%	PB	CI
UCLA.....	154	99	53	2	.987	0	2	1	.667	1	0
California.....	147	105	38	4	.973	1	0	0	.000	1	0
Stanford.....	144	96	44	4	.972	2	2	0	1.000	1	0
Washington.....	62	39	21	2	.968	1	0	0	.000	0	0
LSU.....	165	123	35	7	.958	1	1	2	.333	0	0
Oklahoma.....	96	61	30	5	.948	0	1	0	1.000	0	0
Florida State.....	89	63	21	5	.944	1	4	1	.800	0	0
Michigan.....	89	58	25	6	.933	0	2	1	.667	1	0
Totals.....	946	644	267	35	.963	6	12	5	.706	4	0

2004 NCAA WCWS- Championship Game
California vs UCLA
May 31, 2004 at Oklahoma City, OK (Hall of Fame Stadium)

California 1 (53-13)

Player	AB	R	H	RBI	BB	SO	PO	A	LOB
Galindo 3b	3	0	0	0	1	1	1	1	0
James lf	3	1	1	0	1	0	1	0	2
Woods c	3	0	2	0	1	0	6	0	0
Vernaglia pr	0	0	0	0	0	0	0	0	0
Eldredge cf	4	0	0	0	0	1	2	0	1
Pamanian 2b	3	0	1	1	0	0	2	0	1
Spencer ss	3	0	1	0	0	0	2	0	2
Sutton rf	3	0	1	0	0	0	0	0	2
Rodrigues 1b	3	0	1	0	0	1	4	0	0
Arafiles dh	2	0	0	0	0	1	0	0	1
Anderson p	0	0	0	0	0	0	0	2	0
Thorson p	0	0	0	0	0	0	0	0	0
Totals	27	1	7	1	3	4	18	3	9

UCLA 3 (47-9)

Player	AB	R	H	RBI	BB	SO	PO	A	LOB
Benyi 2b	3	0	0	0	0	1	4	4	1
Duran 3b	3	0	0	0	0	0	2	5	0
Dodd rf	3	0	0	0	0	2	0	0	0
Sua 1b	3	1	1	1	0	0	9	1	0
Ramos cf	1	0	0	0	0	1	1	0	0
Simpson pr	0	1	0	0	0	0	0	0	0
Legaspi ss	1	0	0	0	1	1	1	4	0
Henry pr	0	1	0	0	0	0	0	0	0
Zaplatosch c	1	0	0	0	0	0	4	0	0
Turner dh	2	0	0	0	0	1	0	0	0
Hoshizaki lf	1	0	0	0	0	0	0	0	0
Dedmon ph	1	0	1	2	0	0	0	0	0
Goerl p	0	0	0	0	0	0	0	0	0
Totals	19	3	2	3	1	6	21	14	1

Score by Innings		R	H	E
California	100 000 0 -	1	7	0
UCLA	000 030 X -	3	2	0

LOB - Golden Bears 9; Bruins 1. HR - Sua(10). HBP - Ramos. SH - Arafiles(1); Zaplatosch(11).

California	IP	H	R	ER	BB	SO	AB	BF
Anderson	5.0	1	3	3	1	5	16	18
Thorson	1.0	1	0	0	0	1	3	4

UCLA	IP	H	R	ER	BB	SO	AB	BF
Goerl	7.0	7	1	1	3	4	27	31

Win - Goerl (31-7). Loss - Anderson (25-9). Save - None.
HBP - by Anderson (Ramos).
Umpires - HP: Michael Mazur 1B: Susie Benzel 3B: Tom Topping
Start: 7:00 pm Time: 2:01 Attendance: 5735
Game notes:
Championship Game of the 2004 NCAA Women's College World Series
Anderson faced 3 batters in the 5th.
Game: 2004GM14

2004 NCAA WCWS- Championship Game
California vs UCLA - Play-by-Play
May 31, 2004 at Oklahoma City, OK (Hall of Fame Stadium)

Score by Innings		R	H	E
California.....	100 000 0 -	1	7	0
UCLA.....	000 030 X -	3	2	0

California starters: 19/3b Galindo; 5/lf James; 9/c Woods; 10/cf Eldredge; 24/2b Pamanian; 2/ss Spencer; 3/rf Sutton; 18/1b Rodrigues; 22/dh Arafiles; 16/p Anderson;
UCLA starters: 19/2b Benyi; 2/3b Duran; 17/rf Dodd; 20/1b Sua; 44/cf Ramos; 12/ss Legaspi; 24/c Zaplatosch; 33/dh Turner; 13/lf Hoshizaki; 14/p Goerl;

California 1st - Galindo struck out looking. James walked. Woods singled through the left side; James advanced to second. Eldredge struck out swinging. Pamanian singled down the lf line, RBI, advanced to second on the throw; Woods advanced to second, advanced to third on the throw; James scored. Spencer grounded out to 3b. 1 run, 2 hits, 0 errors, 2 LOB.

UCLA 1st - Benyi struck out swinging. Duran flied out to cf. Dodd struck out looking. 0 runs, 0 hits, 0 errors, 0 LOB.

California 2nd - Sutton grounded out to 3b. Rodrigues singled to left center. Arafiles out at first 1b to 2b, SAC, bunt; Rodrigues advanced to second. Galindo walked. James grounded out to 3b. 0 runs, 1 hit, 0 errors, 2 LOB.

UCLA 2nd - Sua flied out to lf. Ramos struck out swinging. Legaspi struck out looking. 0 runs, 0 hits, 0 errors, 0 LOB.

California 3rd - Woods walked. Vernaglia pinch ran for Woods. Eldredge popped up to ss. Pamanian reached on a fielder's choice; Vernaglia out at second 3b to 2b. Spencer singled up the middle; Pamanian advanced to second. Sutton reached on a fielder's choice; Spencer advanced to second; Pamanian out at third ss to 3b. 0 runs, 1 hit, 0 errors, 2 LOB.

UCLA 3rd - Woods to c for Vernaglia. Zaplatosch popped up to 2b. Turner grounded out to p. Hoshizaki grounded out to 1b unassisted. 0 runs, 0 hits, 0 errors, 0 LOB.

California 4th - Rodrigues grounded out to ss. Arafiles struck out swinging. Galindo grounded out to 2b. 0 runs, 0 hits, 0 errors, 0 LOB.

UCLA 4th - Benyi popped up to 1b. Duran popped up to ss. Dodd flied out to cf. 0 runs, 0 hits, 0 errors, 0 LOB.

California 5th - James grounded out to 3b. Woods singled to right field. Eldredge reached on a fielder's choice; Woods out at second ss to 2b. Pamanian grounded out to 2b. 0 runs, 1 hit, 0 errors, 1 LOB.

UCLA 5th - Sua homered to left field, RBI. Ramos hit by pitch. Simpson pinch ran for Ramos. Legaspi walked; Simpson advanced to second. Thorson to p for Anderson. Henry pinch ran for Legaspi. Zaplatosch out at first 3b to 2b, SAC, bunt; Henry advanced to second; Simpson advanced to third. Turner struck out looking. Dedmon pinch hit for Hoshizaki. Dedmon singled up the middle, 2 RBI; Henry scored; Simpson scored. Hoshizaki to lf for Dedmon. Benyi lined out to ss. 3 runs, 2 hits, 0 errors, 1 LOB.

California 6th - Ramos to cf for Simpson. Legaspi to ss for Henry. Spencer fouled out to 3b. Sutton singled up the middle. Rodrigues struck out looking. Arafiles reached on a fielder's choice; Sutton out at second ss to 2b. 0 runs, 1 hit, 0 errors, 1 LOB.

UCLA 6th - Anderson to p for Thorson. Duran grounded out to p. Dodd struck out looking. Sua lined out to 3b. 0 runs, 0 hits, 0 errors, 0 LOB.

California 7th - Galindo lined out to cf. James singled through the left side. Woods grounded out to 2b. Eldredge grounded out to 2b. 0 runs, 1 hit, 0 errors, 1 LOB.

2005 NCAA Division I

SOFTBALL CHAMPIONSHIP

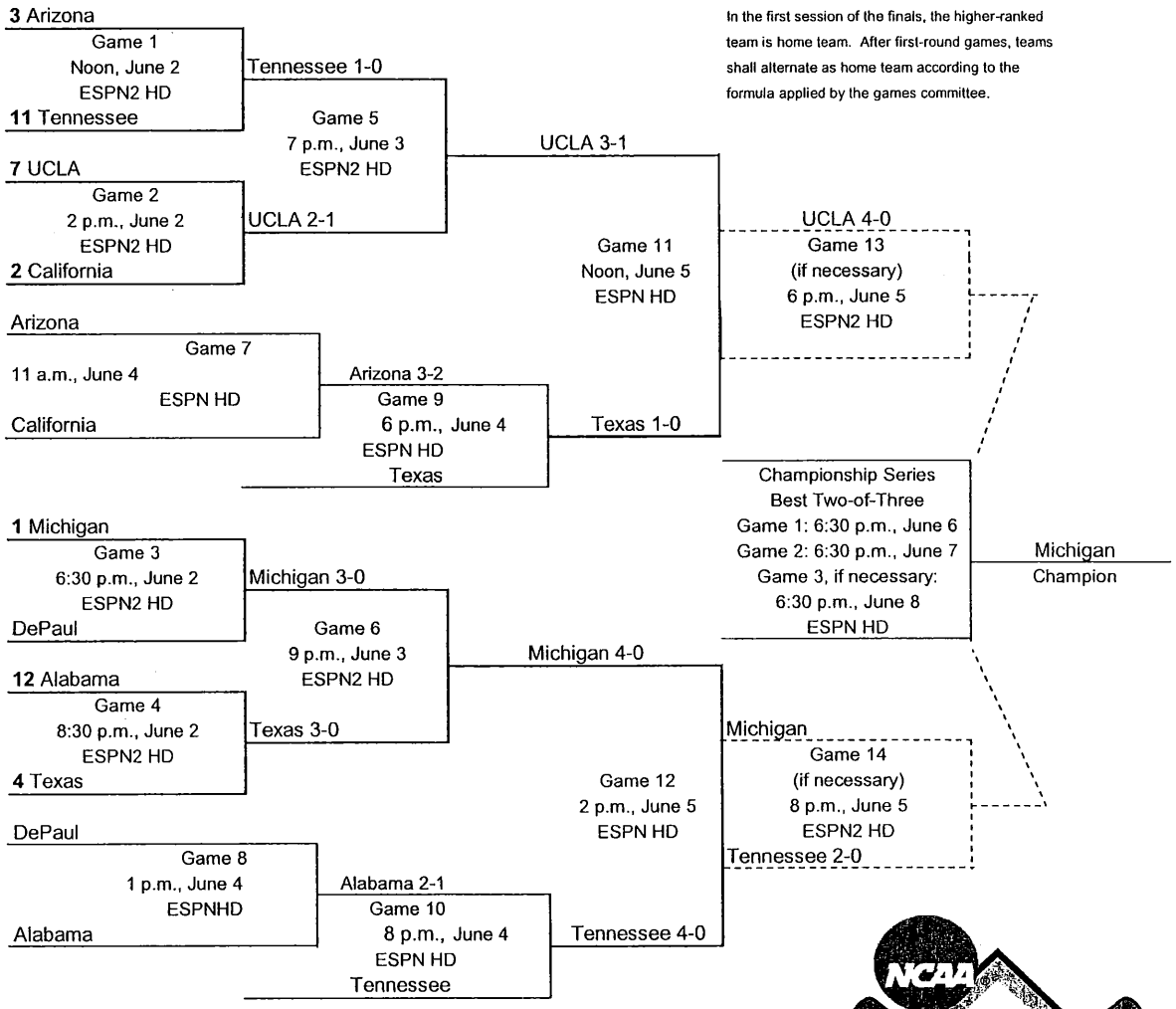

In the first session of the finals, the higher-ranked team is home team. After first-round games, teams shall alternate as home team according to the formula applied by the games committee.

* Denotes home team

Finals played at Hall of Fame Stadium, Oklahoma City, Oklahoma.

Bracket note:

1. If the winner of Game 9 defeats the winner of Game 5, then Game 13 is necessary.
2. If the winner of Game 10 defeats the winner of Game 6, then Game 14 is necessary.
3. If only one if necessary game is needed, it will be played at 5 p.m.

*Note: The NCAA Division I Softball Committee reserves the right to revise the schedule (i.e., game times) in the event weather conditions and/or media/television commitments require such.

ALL TIMES ARE LOCAL (CENTRAL) TIME

CONSULT WWW.NCAASPORTS.COM/BROADCAST UNDER 'TV SCHEDULE' FOR ESPN& ESPN2 LISTINGS AND GAME TIMES

2005 Team Rosters

NCAA Women's College World Series

Alabama Crimson Tide

No.	Name
2	Jordan Praytor
3	Mandy Burford
4	Katie Johnson
5	Emily Currie
7	Deasy Phillips
9	Leah White
10	Capper Reed
11	Jennifer Wright
12	Chrissy Owens
14	Michelle Menningmann
15	Lauren Roark
17	Dominique Accetturo
19	Staci Ramsey
20	Ashley Courtney
21	Jackie Wilkins
22	Kellie Deska
23	Dani Woods
24	Stephanie VanBrakle

Head Coach: Pat Murphy

Arizona Wildcats

No.	Name
0	Autumn Champion
4	Adrienne Acton
5	Crystal Farley
6	Shelly Schultz
9	Jennifer Martinez
11	Cortney Nix
12	A. Von Liechtenstein
15	Callista Balko
17	Leslie Wolfe
20	Candace Abrams
22	Courtney Fossatti
26	Caitlin Lowe
29	Kristie Fox
44	Alicia Hollowell
55	Betsy Wilson
77	Jackie Coburn
99	Taryne Mowatt

Head Coach: Mike Candrea

California Golden Bears

No.	Name
1	Kristina Thorson
2	Chelsea Spencer
3	Alex Sutton
4	Shannon Harper
5	Lindsay James
6	Julie Meyer
7	Sarah Adams
9	Haley Woods
10	Kaleo Eldredge
11	Kristen Bayless
13	Erika Racklin
16	Kelly Anderson
17	Katelyn Valenzuela
19	Vicky Galindo
22	Gwen Arafiles
24	Jessica Pamanian
25	Geana Gevas
31	Emily Friedman
33	Jessica Vernaglia

Head Coach: Diane Ninemire

DePaul Blue Demons

No.	Name
1	Katie Hanson
2	Leslie Scott
3	Kate Sheaks
4	Dana Kenney
7	Sara Polensky
9	Linda Secka
10	Megan Huitink
11	Cara Santori
12	Jessica Evans
13	Kara Amundson
18	Sara Bandauski
21	Ashley Parker
22	Jenny Doezie
30	Tracie Adix
32	Sandy Vojik
34	Saskia Roberson
88	Marcy Willus

Head Coach: Eugene Lenti

Michigan Wolverines

No.	Name
1	Lorilyn Wilson
2	Jennifer Kreinbrink
7	Tiffany Worthy
8	Stephanie Bercaw
10	Michelle Teschler
11	Stephanie Winter
12	Grace Leutele
14	Lauren Holland
15	Jennie Ritter
16	Samantha Findlay
17	Alessandra Giampaolo
20	Nicole Motycha
21	Rebekah Milian
22	Tiffany Haas
23	Michelle Weatherdon
24	Jessica Merchant
25	Becky Marx
32	Angie Danis

Head Coach: Carol Hutchins

Tennessee Lady Volunteers

No.	Name
1	LaDonna Oliver
2	Brittany Bessho
3	Sarah Fekete
5	Stacey Jennings
6	Katherine Card
7	Monica Abbott
8	Kenora Posey
9	Caitlin Ryan
10	Megan Rhodes
11	Shannon Doepking
13	Ashley Cline
22	Kortney Bell
23	India Chiles
24	Kristi Durant
25	Natalie Brock
33	Lindsay Schutzler
35	Tonya Callahan

Head Coaches:
Ralph & Karen Weekly

Texas Longhorns

No.	Name
2	Meagan Denny
4	MicKayla Padilla
5	Chez Sievers
7	Alexis Garcia
8	Cat Osterman
9	Rachael Cook
10	Megan Willis
11	Christina Gwyn
12	Amy Bradford
13	Jaclyn Daniels
16	Melanie Jarrett
17	Monica Askew
18	Jacqueline Williams
21	Amber Hall
22	Tina Boutelle
23	Lacy Robinson
24	Wynter Turner
27	Lizi Sowers
44	Desiree Williams

Head Coach: Connie Clark

UCLA Bruins

No.	Name
2	Andrea Duran
4	Anjelica Selden
5	Alissa Eno
7	Tara Henry
10	Jaisa Creps
11	Ashley Herrera
12	Jodie Legaspi
13	Krista Colburn
15	Danesha Adams
17	Lisa Dodd
19	Caitlyn Benyi
21	Shana Stewart
22	Nicole Sandberg
23	Whitney Holum
24	Emily Zaplatosch
27	Jen Schroeder
32	Kristen Dedmon
44	Danielle Peterson

Head Coach: Sue Enquist

2005 Women's College World Series
Batting Leaders (as of Apr 30, 2007)
(All games)

Hitting minimums - 1 Games 10 AB
Pitching minimums - 1 Games 10 IP

Batting avg

1.	Findlay, Samantha, MICH....	.409
2.	Card, Katherine, TN.....	.375
	Jennings, Stacey, TN.....	.375
4.	Callahan, Tonya, TN.....	.333
5.	Bercaw, Stephanie, MICH....	.286

Slugging pct

1.	Callahan, Tonya, TN.....	.733
2.	Findlay, Samantha, MICH....	.682
3.	Jennings, Stacey, TN.....	.500
4.	Card, Katherine, TN.....	.438
5.	Bercaw, Stephanie, MICH....	.429

On base pct

1.	Findlay, Samantha, MICH....	.480
2.	Zaplatosch, Emily, UCLA....	.450
3.	Callahan, Tonya, TN.....	.412
4.	Jennings, Stacey, TN.....	.375
	Card, Katherine, TN.....	.375

Runs scored

1.	Giampaolo,Alessandra, MICH.	5
2.	Henry, Tara, UCLA.....	4
3.	4 tied at.....	3

Hits

1.	Findlay, Samantha, MICH....	9
2.	5 tied at.....	6

Runs batted in

1.	Findlay, Samantha, MICH....	8
2.	Brock, Natalie, TN.....	3
	Zaplatosch, Emily, UCLA....	3
	Callahan, Tonya, TN.....	3
5.	8 tied at.....	2

Doubles

1.	Findlay, Samantha, MICH....	3
2.	Zaplatosch, Emily, UCLA....	2
	Jennings, Stacey, TN.....	2
4.	10 tied at.....	1

Triples

1.	Duran, Andrea, UCLA.....	1

Home runs

1.	Callahan, Tonya, TN.....	2
2.	8 tied at.....	1

Total bases

1.	Findlay, Samantha, MICH....	15
2.	Callahan, Tonya, TN.....	11
3.	Bercaw, Stephanie, MICH....	9
4.	Jennings, Stacey, TN.....	8
5.	3 tied at.....	7

Walks

1.	Zaplatosch, Emily, UCLA....	5
2.	5 tied at.....	3

Hit by pitch

1.	Duran, Andrea, UCLA.....	2
	Marx, Becky, MICH.....	2
3.	8 tied at.....	1

Sac bunts

1.	8 tied at.....	2

Sac flies

1.	Haas, Tiffany, MICH.....	1

Stolen bases

1.	11 tied at.....	1

Total plate appearances

1.	Giampaolo,Alessandra, MICH.	27
	Haas, Tiffany, MICH.....	27
3.	Motycka, Nicole, MICH.....	26
	Findlay, Samantha, MICH....	26
	Merchant, Jessica, MICH....	26

At bats

1.	Motycka, Nicole, MICH.....	25
2.	Leutele, Grace, MICH.....	24
	Merchant, Jessica, MICH....	24
4.	Haas, Tiffany, MICH.....	23
	Giampaolo,Alessandra, MICH.	23

Steal attempts

1.	Milian, Rebekah, MICH.....	2
2.	17 tied at.....	1

Strikeouts

1.	Leutele, Grace, MICH.....	11
2.	Motycka, Nicole, MICH.....	10
3.	Fekete, Sarah, TN.....	8
	Schutzler, Lindsay, TN.....	8
5.	5 tied at.....	7

Caught stealing

1.	8 tied at.....	1

Grounded into DP

1.	Merchant, Jessica, MICH....	1

2005 Women's College World Series
Pitching Leaders (as of Apr 30, 2007)
(All games)

Hitting minimums - 1 Games 10 AB
Pitching minimums - 1 Games 10 IP

Earned run avg

1.	Ritter, Jennie, MICH.....	0.00
	Thorson, Kristina, CAL.....	0.00
3.	Hollowell, Alicia, ARIZ....	0.24
4.	Huitink, Megan, DEPAUL.....	0.50
5.	Osterman, Cat, TEXAS.....	0.72

Opposing bat avg

1.	Thorson, Kristina, CAL.....	.088
2.	Ritter, Jennie, MICH.....	.093
3.	Osterman, Cat, TEXAS.....	.117
4.	VanBrakle, Stephanie, ALA..	.143
5.	Ritter, J., MICH.....	.162

Innings pitched

1.	Selden, Anjelica, UCLA.....	45.0
2.	Ritter, J., MICH.....	39.0
3.	Abbott, Monica, TN.....	37.0
4.	Osterman, Cat, TEXAS.....	29.0
5.	Hollowell, Alicia, ARIZ....	28.2

Batters struck out

1.	Selden, Anjelica, UCLA.....	59
2.	Osterman, Cat, TEXAS.....	54
3.	Abbott, Monica, TN.....	37
4.	Ritter, J., MICH.....	36
5.	Hollowell, Alicia, ARIZ....	29

Batters SO out looking

1.	Selden, Anjelica, UCLA.....	8
2.	Ritter, J., MICH.....	7
	VanBrakle, Stephanie, ALA..	7
4.	Abbott, Monica, TN.....	6
5.	2 tied at.....	5

Wins

1.	Selden, Anjelica, UCLA.....	4
2.	Abbott, Monica, TN.....	3
	Ritter, J., MICH.....	3
4.	Ritter, Jennie, MICH.....	2
	Osterman, Cat, TEXAS.....	2

Saves

Appearances

1.	Selden, Anjelica, UCLA.....	6
2.	Abbott, Monica, TN.....	5
	Ritter, J., MICH.....	5
4.	Osterman, Cat, TEXAS.....	4
5.	Hollowell, Alicia, ARIZ....	3

Games started

1.	Selden, Anjelica, UCLA.....	6
2.	Ritter, J., MICH.....	5
	Abbott, Monica, TN.....	5
4.	Osterman, Cat, TEXAS.....	3
5.	4 tied at.....	2

Games finished

1.	Thorson, Kristina, CAL.....	2
2.	6 tied at.....	1

Games in relief

1.	Thorson, Kristina, CAL.....	2
2.	6 tied at.....	1

Sac bunts allowed

1.	Ritter, J., MICH.....	8
2.	Hollowell, Alicia, ARIZ....	6
3.	Selden, Anjelica, UCLA.....	3
	Abbott, Monica, TN.....	3
5.	3 tied at.....	2

Sac flies allowed

1.	Huitink, Megan, DEPAUL.....	1

Losses

1.	Hollowell, Alicia, ARIZ....	2
	Anderson, Kelly, CAL.....	2
	Ritter, J., MICH.....	2
	Abbott, Monica, TN.....	2
	Selden, Anjelica, UCLA.....	2

Runners picked off

1.	Amundson, Kara, DEPAUL.....	1

Wild pitches

1.	Thorson, Kristina, CAL.....	2
	Hollowell, Alicia, ARIZ....	2
	VanBrakle, Stephanie, ALA..	2
4.	3 tied at.....	1

Balks

Hit batters

1.	Abbott, Monica, TN.....	6
2.	Ritter, J., MICH.....	3
3.	VanBrakle, Stephanie, ALA..	2
4.	Osterman, Cat, TEXAS.....	1

Intentional BB allowed

1.	Ritter, J., MICH.....	3
2.	Thorson, Kristina, CAL.....	1

Hits allowed

1.	Thorson, Kristina, CAL.....	3
2.	Ritter, Jennie, MICH.....	4
3.	VanBrakle, Stephanie, ALA..	9
4.	Huitink, Megan, DEPAUL.....	10
5.	Osterman, Cat, TEXAS.....	11

Runs allowed

1.	Ritter, Jennie, MICH.....	0
	Thorson, Kristina, CAL.....	0
3.	Huitink, Megan, DEPAUL.....	2
4.	Osterman, Cat, TEXAS.....	3
5.	Hollowell, Alicia, ARIZ....	4

Earned runs allowed

1.	Ritter, Jennie, MICH.....	0
	Thorson, Kristina, CAL.....	0
3.	Hollowell, Alicia, ARIZ....	1
	Huitink, Megan, DEPAUL.....	1
5.	Osterman, Cat, TEXAS.....	3

Walks allowed

1.	Huitink, Megan, DEPAUL.....	2
	Ritter, Jennie, MICH.....	2
	VanBrakle, Stephanie, ALA..	2
4.	Hollowell, Alicia, ARIZ....	3
5.	Selden, Anjelica, UCLA.....	4

Doubles allowed

1.	Ritter, Jennie, MICH.....	0
	Hollowell, Alicia, ARIZ....	0
3.	Osterman, Cat, TEXAS.....	1
	VanBrakle, Stephanie, ALA..	1
	Huitink, Megan, DEPAUL.....	1

Triples allowed

1.	Ritter, Jennie, MICH.....	0
	Hollowell, Alicia, ARIZ....	0
	Osterman, Cat, TEXAS.....	0
	VanBrakle, Stephanie, ALA..	0
	Huitink, Megan, DEPAUL.....	0

Home runs allowed

1.	Ritter, Jennie, MICH.....	0
	Hollowell, Alicia, ARIZ....	0
	Osterman, Cat, TEXAS.....	0
	VanBrakle, Stephanie, ALA..	0
	Huitink, Megan, DEPAUL.....	0

2005 Women's College World Series
Fielding Leaders (as of Apr 30, 2007)
(All games)

Hitting minimums - 1 Games
Pitching minimums - 1 Games 10 IP

Fielding pct

1.	Marx, Becky, MICH.....	1.000
	Zaplatosch, Emily, UCLA....	1.000
	Willis, Megan, TEXAS.....	1.000
	Findlay, Samantha, MICH....	1.000
	Doepking, Shannon, TN.....	1.000

Chances

1.	Marx, Becky, MICH.....	67
2.	Zaplatosch, Emily, UCLA....	63
3.	Willis, Megan, TEXAS.....	60
4.	Findlay, Samantha, MICH....	42
5.	Doepking, Shannon, TN.....	41

Putouts

1.	Marx, Becky, MICH.....	66
2.	Zaplatosch, Emily, UCLA....	60
3.	Willis, Megan, TEXAS.....	57
4.	Doepking, Shannon, TN.....	39
5.	Findlay, Samantha, MICH....	37

Assists

1.	Leutele, Grace, MICH.....	15
2.	Duran, Andrea, UCLA.....	12
	Benyi, Caitlin, UCLA.....	12
4.	Schutzler, Lindsay, TN.....	11
	Haas, Tiffany, MICH.....	11

Fielding double plays

1.	8 tied at.....	1

Passed balls

1.	Zaplatosch, Emily, UCLA....	1
	Amundson, Kara, DEPAUL.....	1
	Courtney, Ashley, ALA.....	1
	Doepking, Shannon, TN.....	1

Catchers interference

Steal attempts against

1.	Osterman, Cat, TEXAS.....	4
	Willis, Megan, TEXAS.....	4
3.	Courtney, Ashley, ALA.....	3
4.	10 tied at.....	2

Stolen bases against

1.	Osterman, Cat, TEXAS.....	3
	Willis, Megan, TEXAS.....	3
3.	VanBrakle, Stephanie, ALA..	2
	Courtney, Ashley, ALA.....	2
5.	12 tied at.....	1

Caught stealing by

1.	Huitink, Megan, DEPAUL.....	2
2.	13 tied at.....	1

Errors

1.	Legaspi, Jodie, UCLA.....	4
2.	Selden, Anjelica, UCLA.....	3
3.	4 tied at.....	2

2005 Women's College World Series
Overall Statistics (as of Apr 30, 2007)
(All games Sorted by Batting avg)

Team	AVG	G	AB	R	H	2B	3B	HR	RBI	TB	SLG%	BB	HBP	SO	GDP	OB%	SF	SH	SB-ATT	PO	A	E	FLD%
Tennessee	.221	5	136	10	30	5	0	2	9	41	.301	4	0	47	0	.243	0	6	1-2	111	37	4	.974
Michigan	.220	7	200	19	44	6	0	3	18	59	.295	11	4	64	1	.273	1	5	4-5	165	48	5	.977
UCLA	.171	6	152	16	26	3	1	3	13	40	.263	14	4	33	0	.259	0	9	0-1	135	43	7	.962
California	.169	2	65	3	11	0	0	0	1	11	.169	0	0	9	0	.169	0	5	2-2	54	23	2	.975
Alabama	.161	3	87	2	14	1	0	0	2	15	.172	4	2	31	0	.215	0	2	0-2	72	27	2	.980
DePaul	.127	2	63	1	8	0	0	0	0	8	.127	3	2	29	0	.191	0	2	1-1	52	25	3	.963
Texas	.123	4	106	4	13	1	0	0	3	14	.132	3	0	42	0	.147	0	2	1-3	93	23	2	.983
Arizona	.106	3	94	3	10	1	0	2	3	17	.181	13	0	34	0	.215	0	2	2-3	90	22	5	.957
Totals	.173	32	903	58	156	17	1	10	49	205	.227	52	12	289	1	.227	1	33	11-19	772	248	30	.971

(All games Sorted by Earned run avg)

Team	ERA	W-L	G	CG	SHO/CBO	SV	IP	H	R	ER	BB	SO	2B	3B	HR	AB	B/Avg	WP	HBP	BK	SFA	SHA
Arizona	0.23	1-2	3	2	0/0	0	30.0	18	4	1	4	29	0	0	0	103	.175	2	0	0	0	6
Tennessee	0.76	3-2	5	5	3/0	0	37.0	22	6	4	6	37	2	0	1	131	.168	1	6	0	0	3
UCLA	0.78	4-2	6	6	2/0	0	45.0	32	11	5	4	59	3	0	3	168	.190	0	0	0	0	3
DePaul	0.81	0-2	2	1	0/0	0	17.1	14	5	2	6	8	1	0	0	62	.226	1	0	0	1	2
Michigan	1.02	5-2	7	6	2/0	0	55.0	28	12	8	12	61	6	1	3	187	.150	1	3	0	0	9
Texas	1.13	2-2	4	2	2/0	0	31.0	15	7	5	8	57	1	0	0	104	.144	0	1	0	0	3
California	1.56	0-2	2	0	0/0	0	18.0	9	5	4	10	10	1	0	3	61	.148	2	0	0	0	3
Alabama	2.04	1-2	3	2	0/0	0	24.0	18	8	7	2	28	3	0	0	87	.207	2	2	0	0	4
Totals	0.98	16-16	32	24	9/0	0	257.1	156	58	36	52	289	17	1	10	903	.173	9	12	0	1	33

PB - Bruins 1, Blue Demons 1, Lady Vols 1, Crimson Tide 1. Pickoffs - Blue Demons 1.

(All games Sorted by Fielding pct)

Team	C	PO	A	E	FLD%	DPs	SBA	CSB	SBA%	PB	CI
Texas	118	93	23	2	.983	0	3	1	.750	0	0
Alabama	101	72	27	2	.980	0	2	1	.667	1	0
Michigan	218	165	48	5	.977	0	1	1	.500	0	0
California	79	54	23	2	.975	1	1	0	1.000	0	0
Tennessee	152	111	37	4	.974	1	1	1	.500	1	0
DePaul	80	52	25	3	.963	0	1	2	.333	1	0
UCLA	185	135	43	7	.962	1	1	1	.500	1	0
Arizona	117	90	22	5	.957	1	1	1	.500	0	0
Totals	1050	772	248	30	.971	4	11	8	.579	4	0

2005 NCAA WCWS- Championship Series Gm 1
UCLA vs Michigan
Jun 06, 2005 at Oklahoma City, Okla. (Hall of Fame Stadium)

UCLA 5 (40-18)

Player	AB	R	H	RBI	BB	SO	PO	A	LOB
Duran 3b	3	1	1	0	0	1	1	0	2
Henry cf	2	1	0	0	0	1	0	0	0
Benyi 2b	3	1	0	0	0	1	1	2	0
Zaplatosch c	3	0	1	2	1	0	11	1	0
Eno pr	0	1	0	0	0	0	0	0	0
Legaspi ss	2	1	0	0	1	1	2	1	2
Dedmon dh	3	0	1	1	0	1	0	0	0
Creps pr	0	0	0	0	0	0	0	0	0
Colburn rf	2	0	0	0	1	2	0	0	0
Dodd 1b	3	0	1	1	0	0	4	0	0
Herrera lf	3	0	0	0	0	0	2	0	1
Selden p	0	0	0	0	0	0	0	2	0
Totals	24	5	4	4	3	7	21	6	5

Michigan 0 (63-7)

Player	AB	R	H	RBI	BB	SO	PO	A	LOB
Haas 2b	3	0	0	0	0	2	2	2	0
Giampaolo cf	3	0	0	0	0	0	3	0	0
Merchant ss	3	0	0	0	0	0	0	2	0
Findlay 1b	3	0	1	0	0	2	6	1	0
Motycka dh	3	0	1	0	0	2	0	0	0
Leutele 3b	3	0	1	0	0	0	1	2	1
Bercaw rf	2	0	0	0	0	2	0	0	1
Marx c	2	0	0	0	0	2	7	0	1
Milian lf	2	0	1	0	0	1	2	0	0
Ritter, J. p	0	0	0	0	0	0	0	0	0
Wilson p	0	0	0	0	0	0	0	0	0
Totals	24	0	4	0	0	11	21	7	3

Score by Innings		R	H	E
UCLA	000 005 0 -	5	4	0
Michigan	000 000 0 -	0	4	1

E - Leutele(11). LOB - UCLA 5; Wolverines 3. 2B - Zaplatosch(12). HBP - Duran; Benyi. SH - Henry 2(11). CS - Milian(2).

UCLA	IP	H	R	ER	BB	SO	AB	BF
Selden	7.0	4	0	0	0	11	24	24

Michigan	IP	H	R	ER	BB	SO	AB	BF
Ritter, J.	5.0	2	4	3	2	6	16	22
Wilson	2.0	2	1	1	1	1	8	9

Win - Selden (29-12). Loss - Ritter, J. (36-4). Save - None.
WP - Wilson(8). HBP - by Ritter, J. (Duran); by Ritter, J. (Benyi).
Umpires - HP: Willie Newman 1B: Steve Arnold 3B: Linda Hoover
Start: 6:37 Time: 2:21 Attendance: 4161
Game notes:
Game 14 of the 2005 NCAA Women's College World Series
UCLA wins game one of the championship series
Ritter, J. faced 4 batters in the 6th.
Game: 2005F1

2005 NCAA WCWS- Championship Series Gm 1
UCLA vs Michigan - Play-by-Play
Jun 06, 2005 at Oklahoma City, Okla. (Hall of Fame Stadium)

Score by Innings		R	H	E
UCLA	000 005 0 -	5	4	0
Michigan	000 000 0 -	0	4	1

UCLA starters: 2/3b Duran; 7/cf Henry; 19/2b Benyi; 24/c Zaplatosch; 12/ss Legaspi; 32/dh Dedmon; 13/rf Colburn; 17/1b Dodd; 11/lf Herrera; 4/p Selden;
Michigan starters: 22/2b Haas; 17/cf Giampaolo; 24/ss Merchant; 16/1b Findlay; 20/dh Motycka; 12/3b Leutele; 8/rf Bercaw; 25/c Marx; 21/lf Milian; 15/p Ritter, J.;

UCLA 1st - Duran struck out swinging. Henry struck out swinging. Benyi struck out swinging. 0 runs, 0 hits, 0 errors, 0 LOB.

Michigan 1st - Haas flied out to lf. Giampaolo grounded out to ss. Merchant popped up to ss. 0 runs, 0 hits, 0 errors, 0 LOB.

UCLA 2nd - Zaplatosch grounded out to 1b unassisted. Legaspi struck out swinging. Dedmon struck out swinging. 0 runs, 0 hits, 0 errors, 0 LOB.

Michigan 2nd - Findlay struck out looking. Motycka singled down the lf line. Leutele fouled out to 1b. Bercaw struck out swinging. 0 runs, 1 hit, 0 errors, 1 LOB.

UCLA 3rd - Colburn struck out swinging. Dodd fouled out to 3b. Herrera flied out to lf. 0 runs, 0 hits, 0 errors, 0 LOB.

Michigan 3rd - Marx struck out swinging. Milian singled to pitcher. Haas struck out swinging. Milian out at second c to p to 2b, caught stealing. 0 runs, 1 hit, 0 errors, 0 LOB.

UCLA 4th - Duran singled through the left side. Henry out at first 3b to 2b, SAC, bunt; Duran advanced to second. Benyi lined out to lf. Zaplatosch walked. Legaspi grounded out to 2b. 0 runs, 1 hit, 0 errors, 2 LOB.

Michigan 4th - Giampaolo flied out to lf. Merchant lined out to 3b. Findlay struck out swinging. 0 runs, 0 hits, 0 errors, 0 LOB.

UCLA 5th - Dedmon flied out to cf. Colburn walked. Dodd flied out to cf. Herrera grounded out to ss. 0 runs, 0 hits, 0 errors, 1 LOB.

Michigan 5th - Motycka struck out swinging. Leutele singled to left field. Bercaw struck out swinging. Marx struck out swinging. 0 runs, 1 hit, 0 errors, 1 LOB.

UCLA 6th - Duran hit by pitch. Henry reached on a fielding error by 3b, SAC, bunt; Duran advanced to second. Benyi hit by pitch; Henry advanced to second; Duran advanced to third. Zaplatosch doubled to left center, 2 RBI; Benyi advanced to third; Henry scored, unearned; Duran scored. Wilson to p for Ritter, J.. Eno pinch ran for Zaplatosch. Eno advanced to third on a wild pitch; Benyi scored on a wild pitch. Legaspi walked. Dedmon singled to pitcher, RBI; Legaspi advanced to second; Eno scored. Creps pinch ran for Dedmon. Colburn struck out looking. Dodd singled through the right side, RBI; Creps advanced to third; Legaspi scored. Herrera grounded out to 3b; Dodd advanced to second. Duran grounded out to ss. 5 runs, 3 hits, 1 error, 2 LOB.

Michigan 6th - Zaplatosch to c for Eno. Dedmon to dh for Creps. Milian struck out swinging. Haas struck out swinging. Giampaolo grounded out to 2b. 0 runs, 0 hits, 0 errors, 0 LOB.

UCLA 7th - Henry out at first 1b to 2b. Benyi grounded out to 2b. Zaplatosch flied out to cf. 0 runs, 0 hits, 0 errors, 0 LOB.

Michigan 7th - Merchant grounded out to p. Findlay singled to left field. Motycka struck out swinging. Leutele reached on a fielder's choice; Findlay out at second 2b to ss. 0 runs, 1 hit, 0 errors, 1 LOB.

2005 NCAA WCWS- Championship Series Gm 2
Michigan vs UCLA
Jun 07, 2005 at Oklahoma City, Okla. (Hall of Fame Stadium)

Michigan 5 (64-7)

Player	AB	R	H	RBI	BB	SO	PO	A	LOB
Haas 2b	3	1	0	0	0	2	2	0	0
Giampaolo cf	3	1	1	0	1	0	0	0	0
Merchant ss	4	0	2	2	0	1	0	1	0
Findlay 1b	3	0	1	1	1	0	7	2	0
Motycka dh	4	0	0	0	0	4	0	0	4
Leutele 3b	4	0	1	0	0	3	2	3	2
Bercaw rf	3	1	1	0	0	1	1	0	0
Marx c	3	1	1	2	0	0	5	0	0
Milian lf	3	1	1	0	0	2	3	0	1
Ritter, J. p	0	0	0	0	0	0	1	3	0
Totals	30	5	8	5	2	13	21	9	7

UCLA 2 (40-19)

Player	AB	R	H	RBI	BB	SO	PO	A	LOB
Duran 3b	3	0	1	1	0	1	1	2	0
Henry cf	2	0	0	0	0	1	0	0	1
Peterson ph	1	0	0	0	0	0	0	0	1
Benyi 2b	3	1	1	1	0	0	3	0	0
Zaplatosch c	3	0	1	0	0	1	13	0	0
Eno pr	0	0	0	0	0	0	0	0	0
Legaspi ss	3	0	0	0	0	0	1	1	0
Dedmon dh	3	0	0	0	0	0	0	0	0
Colburn rf	3	0	0	0	0	2	1	0	1
Dodd 1b	3	1	1	0	0	0	2	2	0
Herrera lf	0	0	0	0	0	0	0	0	0
Selden p	0	0	0	0	0	0	0	0	0
Totals	24	2	4	2	0	5	21	5	3

Score by Innings		R	H	E
Michigan	000 040 1 -	5	8	1
UCLA	001 100 0 -	2	4	2

E - Haas(7); Legaspi(18); Selden(8). LOB - Wolverines 7; UCLA 3. 2B - Merchant(12); Findlay(11); Zaplatosch(13). 3B - Duran(8). HR - Marx(6); Benyi(14). SH - Haas(6); Herrera 2(8).

Michigan	IP	H	R	ER	BB	SO	AB	BF
Ritter, J.	7.0	4	2	1	0	5	24	26

UCLA	IP	H	R	ER	BB	SO	AB	BF
Selden	7.0	8	5	3	2	13	30	33

Win - Ritter, J. (37-4). Loss - Selden (29-13). Save - None.
Umpires - HP: Susie Benzel 1B: Donna Vavrinec 3B: Tom Topping
Start: 6:38 Time: 2:17 Attendance: 3638
Game notes:
Game 15 of the 2005 NCAA Women's College World Series
Michigan takes game two to even the championship series at 1-1
The final game of the championship series will be at 6:30 on Wednesday
Game: 2005F2

2005 NCAA WCWS- Championship Series Gm 2
Michigan vs UCLA - Play-by-Play
Jun 07, 2005 at Oklahoma City, Okla. (Hall of Fame Stadium)

Score by Innings		R	H	E
Michigan	000 040 1 -	5	8	1
UCLA	001 100 0 -	2	4	2

Michigan starters: 22/2b Haas; 17/cf Giampaolo; 24/ss Merchant; 16/1b Findlay; 20/dh Motycka; 12/3b Leutele; 8/rf Bercaw; 25/c Marx; 21/lf Milian; 15/p Ritter, J.;
UCLA starters: 2/3b Duran; 7/cf Henry; 19/2b Benyi; 24/c Zaplatosch; 12/ss Legaspi; 32/dh Dedmon; 13/rf Colburn; 17/1b Dodd; 11/lf Herrera; 4/p Selden;

Michigan 1st - Haas struck out swinging. Giampaolo out at first 1b to 2b. Merchant flied out to rf. 0 runs, 0 hits, 0 errors, 0 LOB.

UCLA 1st - Duran struck out swinging. Henry grounded out to 3b. Benyi popped up to 3b. 0 runs, 0 hits, 0 errors, 0 LOB.

Michigan 2nd - Findlay fouled out to 3b. Motycka struck out swinging. Leutele struck out swinging. 0 runs, 0 hits, 0 errors, 0 LOB.

UCLA 2nd - Zaplatosch struck out looking. Legaspi grounded out to 3b. Dedmon flied out to lf. 0 runs, 0 hits, 0 errors, 0 LOB.

Michigan 3rd - Bercaw struck out looking. Marx grounded out to ss. Milian struck out swinging. 0 runs, 0 hits, 0 errors, 0 LOB.

UCLA 3rd - Colburn struck out looking. Dodd reached on a fielding error by 2b. Herrera out at first 1b to 2b, SAC, bunt; Dodd advanced to second. Duran tripled to right field, RBI; Dodd scored, unearned. Peterson pinch hit for Henry. Peterson flied out to lf. 1 run, 1 hit, 1 error, 1 LOB.

Michigan 4th - Henry to cf for Peterson. Haas struck out swinging. Giampaolo singled to pitcher. Merchant struck out swinging. Findlay reached on a fielder's choice; Giampaolo advanced to second on a fielding error by ss. Motycka struck out swinging. 0 runs, 1 hit, 1 error, 2 LOB.

UCLA 4th - Benyi homered to left field, RBI. Zaplatosch doubled to left center. Eno pinch ran for Zaplatosch. Legaspi grounded out to p. Dedmon grounded out to ss; Eno advanced to third. Colburn grounded out to p. 1 run, 2 hits, 0 errors, 1 LOB.

Michigan 5th - Zaplatosch to c for Eno. Leutele singled to pitcher. Bercaw reached on a fielder's choice; Leutele out at second 3b to ss. Marx homered to left field, 2 RBI; Bercaw scored. Milian singled through the left side. Haas reached on an error by p, SAC, bunt; Milian advanced to second. Giampaolo out at first 1b to 2b; Haas advanced to second; Milian advanced to third. Merchant doubled to left center, 2 RBI; Haas scored, unearned; Milian scored, unearned. Findlay walked. Motycka struck out swinging. 4 runs, 4 hits, 1 error, 2 LOB.

UCLA 5th - Dodd singled through the left side. Herrera out at first 1b to 2b, SAC, bunt; Dodd advanced to second. Duran popped up to 3b. Henry struck out swinging. 0 runs, 1 hit, 0 errors, 1 LOB.

Michigan 6th - Leutele struck out swinging. Bercaw singled up the middle. Marx reached on a fielder's choice; Bercaw out at second 3b to 2b. Milian struck out looking. 0 runs, 1 hit, 0 errors, 1 LOB.

UCLA 6th - Benyi flied out to rf. Zaplatosch grounded out to p. Legaspi grounded out to 3b. 0 runs, 0 hits, 0 errors, 0 LOB.

Michigan 7th - Haas fouled out to 1b. Giampaolo walked. Merchant singled to shortstop; Giampaolo advanced to second. Findlay doubled to right field, RBI; Merchant advanced to third; Giampaolo scored. Motycka struck out swinging. Leutele struck out swinging. 1 run, 2 hits, 0 errors, 2 LOB.

UCLA 7th - Dedmon popped up to p. Colburn struck out swinging. Dodd lined out to lf. 0 runs, 0 hits, 0 errors, 0 LOB.

2005 NCAA WCWS- Championship Series Gm 3
Michigan vs UCLA
Jun 08, 2005 at Oklahoma City, Okla. (Hall of Fame Stadium)

Michigan 4 (65-7)

Player	AB	R	H	RBI	BB	SO	PO	A	LOB
Haas 2b	5	2	2	0	0	1	3	3	1
Giampaolo cf	4	1	2	0	1	0	1	0	1
Merchant ss	5	0	1	0	0	2	7	0	0
Findlay 1b	5	1	3	4	0	0	7	0	0
Motycka dh	5	0	0	0	0	2	0	0	1
Leutele 3b	3	0	0	0	1	2	3	4	3
Bercaw rf	4	0	0	0	0	0	1	0	1
Marx c	4	0	0	0	0	3	6	0	0
Milian lf	4	0	1	0	0	0	2	0	0
Ritter, J. p	0	0	0	0	0	0	0	1	0
Totals	39	4	9	4	2	10	30	8	7

UCLA 1 (40-20)

Player	AB	R	H	RBI	BB	SO	PO	A	LOB
Duran 3b	3	0	2	0	1	0	2	4	0
Henry cf	4	0	0	0	0	0	0	0	3
Peterson ph	1	0	0	0	0	0	0	0	0
Benyi 2b	5	0	0	0	0	1	4	2	0
Zaplatosch c	3	0	0	0	2	0	10	1	1
Stewart pr	0	0	0	0	0	0	0	0	0
Legaspi ss	5	0	1	0	0	2	1	1	4
Eno pr	0	0	0	0	0	0	0	0	0
Dedmon dh	3	0	1	0	0	0	0	0	0
Creps pr	1	0	0	0	0	0	0	0	1
Colburn rf	3	0	0	0	0	1	1	0	0
Dodd 1b	2	1	1	1	2	0	9	3	0
Herrera lf	4	0	0	0	0	0	3	0	2
Selden p	0	0	0	0	0	0	0	0	0
Totals	34	1	5	1	5	4	30	11	11

Score by Innings

		R	H	E
Michigan	000 001 000 3 -	4	9	1
UCLA	010 000 000 0 -	1	5	1

E - Leutele(12); Legaspi(19). DP - UCLA 1. LOB - Wolverines 7; UCLA 11. 2B - Findlay(12); Dedmon(7). HR - Findlay(21); Dodd(7). HBP - Duran. SH - Dedmon(2); Colburn(5).

Michigan	IP	H	R	ER	BB	SO	AB	BF
Ritter, J.	10.0	5	1	1	5	4	34	42

UCLA	IP	H	R	ER	BB	SO	AB	BF
Selden	10.0	9	4	1	2	10	39	41

Win - Ritter, J. (38-4). Loss - Selden (29-14). Save - None.
HBP - by Ritter, J. (Duran).
Umpires - HP: Tom Topping 1B: Willie Newman 3B: Susie Benzel
Start: 6:37 Time: 3:11 Attendance: 4032
Game notes:
Michigan wins the 2005 NCAA Women's College World Series
Game: 2005F3

2005 NCAA WCWS- Championship Series Gm 3
Michigan vs UCLA - Play-by-Play
Jun 08, 2005 at Oklahoma City, Okla. (Hall of Fame Stadium)

Score by Innings		R	H	E
Michigan	000 001 000 3 -	4	9	1
UCLA	010 000 000 0 -	1	5	1

Michigan starters: 22/2b Haas; 17/cf Giampaolo; 24/ss Merchant; 16/1b Findlay; 20/dh Motycka; 12/3b Leutele; 8/rf Bercaw; 25/c Marx; 21/lf Milian; 15/p Ritter, J.;
UCLA starters: 2/3b Duran; 7/cf Henry; 19/2b Benyi; 24/c Zaplatosch; 12/ss Legaspi; 32/dh Dedmon; 13/rf Colburn; 17/1b Dodd; 11/lf Herrera; 4/p Selden;

Michigan 1st - Haas struck out swinging. Giampaolo popped up to ss. Merchant struck out swinging. 0 runs, 0 hits, 0 errors, 0 LOB.

UCLA 1st - Duran hit by pitch. Henry fouled out to c. Benyi grounded out to 2b; Duran advanced to second. Zaplatosch intentionally walked. Legaspi lined out to 3b. 0 runs, 0 hits, 0 errors, 2 LOB.

Michigan 2nd - Findlay grounded out to ss. Motycka struck out swinging. Leutele walked. Bercaw flied out to lf. 0 runs, 0 hits, 0 errors, 1 LOB.

UCLA 2nd - Dedmon flied out to lf. Colburn grounded out to 3b. Dodd homered to left field, RBI. Herrera grounded out to 2b. 1 run, 1 hit, 0 errors, 0 LOB.

Michigan 3rd - Marx struck out swinging. Milian out at first 1b to 2b. Haas singled to shortstop. Giampaolo grounded out to 1b unassisted. 0 runs, 1 hit, 0 errors, 1 LOB.

UCLA 3rd - Duran singled up the middle. Henry popped up to 3b. Benyi out on batter's interference. Zaplatosch lined out to cf. 0 runs, 1 hit, 0 errors, 1 LOB.

Michigan 4th - Merchant grounded out to 3b. Findlay doubled to left center. Motycka struck out swinging. Leutele grounded out to 3b. 0 runs, 1 hit, 0 errors, 1 LOB.

UCLA 4th - Legaspi singled up the middle. Eno pinch ran for Legaspi. Dedmon grounded out to 1b unassisted, SAC, bunt; Eno advanced to second. Colburn out at first p to 2b to 1b; Eno advanced to third. Dodd walked. Herrera reached on a fielder's choice; Dodd out at second ss unassisted. 0 runs, 1 hit, 0 errors, 2 LOB.

Michigan 5th - Legaspi to ss for Eno. Bercaw grounded out to 2b. Marx grounded out to 3b. Milian out at first 1b to 2b. 0 runs, 0 hits, 0 errors, 0 LOB.

UCLA 5th - Duran singled through the right side. Henry grounded out to 3b; Duran advanced to second. Benyi popped up to ss. Zaplatosch intentionally walked. Legaspi popped up to ss. 0 runs, 1 hit, 0 errors, 2 LOB.

Michigan 6th - Haas singled down the lf line. Giampaolo walked; Haas advanced to second. Merchant singled through the left side; Giampaolo advanced to second; Haas advanced to third. Findlay singled through the right side, RBI; Merchant advanced to second; Giampaolo advanced to third; Haas scored. Motycka lined into double play 3b unassisted; Giampaolo out on the play. Leutele struck out looking. 1 run, 3 hits, 0 errors, 2 LOB.

UCLA 6th - Dedmon popped up to ss. Colburn struck out. Dodd flied out to lf. 0 runs, 0 hits, 0 errors, 0 LOB.

Michigan 7th - Bercaw grounded out to 3b. Marx struck out looking. Milian singled to pitcher. Haas flied out to rf. 0 runs, 1 hit, 0 errors, 1 LOB.

UCLA 7th - Herrera flied out to rf. Duran popped up to 3b. Peterson pinch hit for Henry. Peterson popped up to 2b. 0 runs, 0 hits, 0 errors, 0 LOB.

Michigan 8th - Henry to cf for Peterson. Giampaolo singled up the middle. Merchant flied out to lf. Findlay flied out to lf. Motycka grounded out to 2b. 0 runs, 1 hit, 0 errors, 1 LOB.

UCLA 8th - Benyi struck out swinging. Zaplatosch popped up to ss. Legaspi struck out looking. 0 runs, 0 hits, 0 errors, 0 LOB.

Michigan 9th - Leutele struck out swinging. Bercaw fouled out to 1b. Marx struck out swinging. 0 runs, 0 hits, 0 errors, 0 LOB.

UCLA 9th - Dedmon doubled to left center. Creps pinch ran for Dedmon. Colburn out at first 3b to 2b, SAC, bunt; Creps advanced to third. Dodd walked. Herrera popped up to 2b. Duran intentionally walked; Dodd advanced to second. Henry grounded out to 3b. 0 runs, 1 hit, 0 errors, 3 LOB.

Michigan 10th - Milian out at first 1b to 2b. Haas reached on a fielding error by ss. Giampaolo singled to shortstop; Haas advanced to second. Merchant struck out swinging. Findlay homered to left field, 3 RBI,

unearned; Giampaolo scored, unearned; Haas scored, unearned. Motycka out at first c to 2b. 3 runs, 2 hits, 1 error, 0 LOB.

UCLA 10th - Benyi popped up to ss. Zaplatosch reached on a fielding error by 3b. Stewart pinch ran for Zaplatosch. Legaspi struck out swinging. Creps popped up to ss. 0 runs, 0 hits, 1 error, 1 LOB.

2006 NCAA Division I

SOFTBALL CHAMPIONSHIP

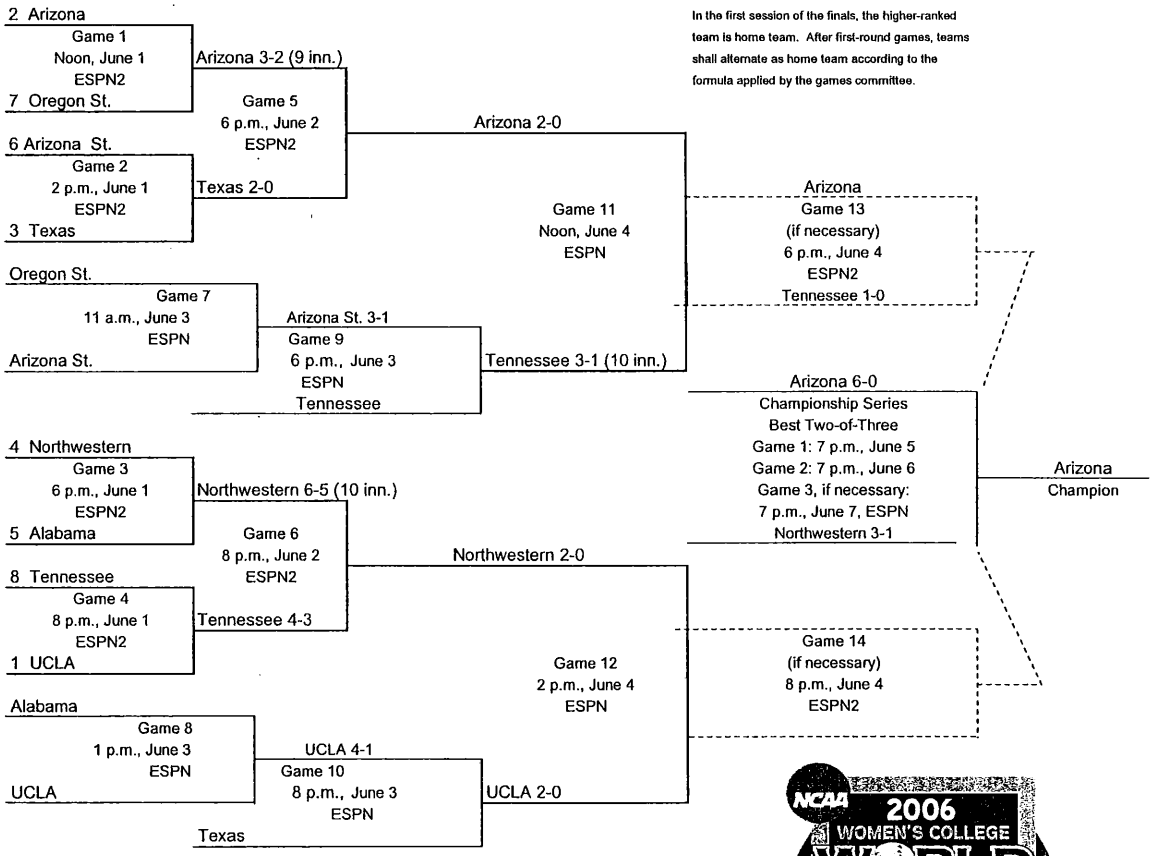

In the first session of the finals, the higher-ranked team is home team. After first-round games, teams shall alternate as home team according to the formula applied by the games committee.

* Denotes home team

Finals played at Hall of Fame Stadium, Oklahoma City, Oklahoma.

Bracket note:

1. If the winner of Game 9 defeats the winner of Game 5, then Game 13 is necessary.
2. If the winner of Game 10 defeats the winner of Game 6, then Game 14 is necessary.
3. If only one if necessary game is needed, it will be played at 5 p.m.

*Note: The NCAA Division I Softball Committee reserves the right to revise the schedule (i.e., game times) in the event weather conditions and/or media/television commitments require such.

ALL TIMES ARE LOCAL (CENTRAL) TIME

****CONSULT WWW.NCAASPORTS.COM/BROADCAST UNDER 'TV SCHEDULE' FOR ESPN & ESPN2 LISTINGS AND GAME TIMES****

2006 Team Rosters

NCAA Women's College World Series

Alabama Crimson Tide

No.	Name	Pos.
1	Mallory Benak	OF
2	Jordan Praytor	OF
3	Mandy Burford	OF
4	Katie Johnson	C/OF
5	Jessica Smith	UT
6	Ashley Holcombe	C
7	Chrissy Owens	P
8	Brittany Rogers	OF
10	Kelley Montalvo	UT
11	Blair Potter	P
14	Michelle Menningmann	IF
16	Kellie Eubanks	IF
17	Dominique Accetturo	IF
19	Staci Ramsey	IF
21	Allison Moore	P/1B
22	Kellie Deska	C
23	Dani Woods	IF
24	Stephanie VanBrakle	P

Head Coach: Patrick Murphy

Arizona Wildcats

No.	Name	Pos.
0	Autumn Champion	LF
4	Adrienne Acton	RF
6	Jill Malina	OF
9	Taryne Mowatt	P/OF
12	Danielle Rodriguez	2B
14	Chelsie Mesa	2B/SS
15	Callista Balko	C
17	Leslie Wolfe	P
21	Kelly Nelson	OF
24	Laine Roth	1B
26	Caitlin Lowe	CF
29	Kristie Fox	SS
31	Jenae Leles	3B/2B
33	Sam Banister	1B/UT
44	Alicia Hollowell	P

Head Coach: Mike Candrea

Arizona State Sun Devils

No.	Name	Pos.
2	Bridgette Caron	OF
4	Bianca Cruz	3B
5	Rhiannon Baca	SS
7	Katie Burkhart	P
8	Michelle Smith	OF
9	Jenn McCard	3B
11	Samantha Zadel	OF
12	Jessica Mapes	OF
14	Delenah Langley	OF
15	Kristin Crenshaw	2B
16	Kaitlin Cochran	OF
17	Marisa Trevino	IF
18	Heidi Knabe	C
20	Kim Zadrozny	IF
21	Jackie Vasquez	OF
22	Mindy Cowles	2B
23	Ashley Werschky	3B
33	Kristen Miller	C
99	Desiree Serrano	P

Head Coach: Clint Myers

Northwestern Wildcats

No.	Name	Pos.
0	Erin Dyer	C/OF
1	Elizabeth Piatt	OF
2	Tammy Williams	IF
3	Courtnay Foster	P
4	Sheila McCorkle	OF/IF
6	Darcy Sengewald	IF
7	Jessica Miller	P/UT
8	Katie Logan	OF
9	Kristen Salamon	OF
10	Jamie Dotson	C
12	Gina Gonzalez	IF
13	Eileen Canney	P
15	Ann Schraufnagel	UT
16	Ashley Crane	IF
17	Jessica Rigas	IF
20	Erin Hampshire	3B/1B
21	Kristen Amegin	3B/C
23	Garland Cooper	1B

Head Coach: Kate Drohan

Oregon State Beavers

No.	Name	Pos.
1	Ta'Tyana McElroy	P
2	Mia Longfellow	UT
4	Paige Lowe	2B/UT
5	Kellie Roberts	UT
6	Natalie Johnson	OF
7	Maggie DeWall	OF
8	Sherina Galvan	3B
10	Cambria Miranda	UT
15	Brianne McGowan	P/1B
17	DeAnn Young	1B/OF
20	Lisa Hill	DP
22	Ingrid Lochelt	IF/OF
23	Vanessa Iapala	1B/C
24	Stefanie Ewing	UT
27	Lisa Allen	C/1B
32	Adrienne Alo	OF
33	Amy Klever	P

Head Coach: Kirk Walker

Tennessee Lady Volunteers

No.	Name	Pos.
1	Liane Horiuchi	2B/SS
2	Alicia Brown	OF
3	Sarah Fekete	OF
4	Sarah Vaughn	UT
5	Danielle Pieroni	P/OF
6	Katherine Card	UT
7	Monica Abbott	P
8	Kenora Posey	2B/SS
9	Caitlin Ryan	IF
10	Megan Rhodes	P
11	Shannon Doepking	C/IF
12	Allison Fulmer	1B/DH
17	Lillian Hammond	OF
22	Kortney Bell	IF
23	India Chiles	OF
24	Kristi Durant	3B/C
25	Natalie Brock	1B/DP
31	Jennifer Griffin	3B/C
33	Lindsay Schutzler	IF
35	Tonya Callahan	IF

Co-Head Coaches: Ralph & Karen Weekly

Texas Longhorns

No.	Name	Pos.
2	Meagan Denny	P
4	MicKayla Padilla	OF
5	Chez Sievers	2B
6	Shannon Thomas	UT
7	Crystal Saenz	3B/OF
8	Cat Osterman	P
9	Rachael Cook	1B/OF
10	Megan Willis	C
12	Kelly Melone	SS/3B
13	Jaclyn Daniels	OF
18	Jacqueline Williams	1B/C
21	Amber Hall	OF
22	Tina Boutelle	OF
27	Brittany Reliford	3B
35	Kacie Gaskin	C
44	Desiree Williams	P/UT

Head Coach: Connie Clark

UCLA Bruins

No.	Name	Pos.
2	Andrea Duran	3B
4	Anjelica Selden	P
5	Alissa Eno	UT
7	Tara Henry	OF
8	Kelsey Enquist	UT
10	Jaisa Creps	C
11	Ashley Herrera	1B/OF
12	Jodie Legaspi	SS
13	Krista Colburn	UT
17	Lisa Dodd	P/1B
18	Maryn Oyoung	UT
19	Caitlin Benyi	2B
21	Shana Stewart	C/OF
22	Celina Rubalcaba	SS/2B
23	Whitney Holum	OF
24	Emily Zaplatosch	C/1B
27	Jen Schroeder	UT
32	Kristen Dedmon	1B/DP
44	Danielle Peterson	UT

Head Coach: Sue Enquist

2006 NCAA Women's College World Series
Batting Leaders (as of Apr 30, 2007)
(All games)

Hitting minimums - 1 Games 10 AB
Pitching minimums - 1 Games 10 IP

Batting avg

1.	Logan, Katie, NU	.400
	Legaspi, Jodie, UCLA	.400
3.	Mowatt, Taryne, ARIZ	.389
4.	Lowe, Caitlin, ARIZ	.381
	Champion, Autumn, ARIZ	.381

Slugging pct

1.	Duran, Andrea, UCLA	.933
2.	Cooper, Garland, NU	.813
3.	Mowatt, Taryne, ARIZ	.667
4.	J. Griffin, TN	.600
5.	Dyer, Erin, NU	.533

On base pct

1.	Legaspi, Jodie, UCLA	.500
2.	Cooper, Garland, NU	.474
3.	Mowatt, Taryne, ARIZ	.450
4.	Roth, Laine, ARIZ	.444
5.	Lowe, Caitlin, ARIZ	.435

Runs scored

1.	Lowe, Caitlin, ARIZ	8
2.	Duran, Andrea, UCLA	4
	Acton, Adrienne, ARIZ	4
4.	Champion, Autumn, ARIZ	3
	Williams, Tammy, NU	3

Hits

1.	Champion, Autumn, ARIZ	8
	Lowe, Caitlin, ARIZ	8
	Logan, Katie, NU	8
4.	Williams, Tammy, NU	7
	Mowatt, Taryne, ARIZ	7

Runs batted in

1.	Champion, Autumn, ARIZ	7
2.	Cooper, Garland, NU	4
3.	Mowatt, Taryne, ARIZ	3
	Balko,Callista, ARIZ	3
	Fox, Kristie, ARIZ	3

Doubles

1.	Mowatt, Taryne, ARIZ	2
	Sievers, Chez, TEXAS	2
3.	11 tied at	1

Triples

1.	Duran, Andrea, UCLA	2

Home runs

1.	Knabe, Heidi, ASU	2
	Duran, Andrea, UCLA	2
	Cooper, Garland, NU	2
	McGowan, Brianne, OREST	2
5.	11 tied at	1

Total bases

1.	Duran, Andrea, UCLA	14
2.	Cooper, Garland, NU	13
3.	Mowatt, Taryne, ARIZ	12
4.	Williams, Tammy, NU	10
5.	2 tied at	9

Walks

1.	Fox, Kristie, ARIZ	4
2.	Mapes, Jessica, ASU	3
	Roth, Laine, ARIZ	3
	Cooper, Garland, NU	3
5.	6 tied at	2

Hit by pitch

1.	Burford, Mandy, ALA	3
2.	9 tied at	1

Sac bunts

1.	Dodd, Lisa, UCLA	2
	Champion, Autumn, ARIZ	2
	S. Doepking, TN	2
	Lowe, Caitlin, ARIZ	2
5.	9 tied at	1

Sac flies

1.	Fox, Kristie, ARIZ	1
	Baca, Rhiannon, ASU	1

Stolen bases

1.	Lowe, Caitlin, ARIZ	4
2.	Acton, Adrienne, ARIZ	2
3.	14 tied at	1

Total plate appearances

1.	Lowe, Caitlin, ARIZ	25
2.	Champion, Autumn, ARIZ	23
3.	Fox, Kristie, ARIZ	22
4.	3 tied at	21

At bats

1.	Balko,Callista, ARIZ	21
	Champion, Autumn, ARIZ	21
	Lowe, Caitlin, ARIZ	21
4.	3 tied at	20

Steal attempts

1.	Lowe, Caitlin, ARIZ	4
2.	Acton, Adrienne, ARIZ	2
3.	20 tied at	1

Strikeouts

1.	Crane, Ashley, NU	12
2.	McCorkle, Sheila, NU	10
3.	T. Callahan, TN	8
	K. Card, TN	8
5.	4 tied at	7

Caught stealing

1.	6 tied at	1

Grounded into DP

1.	Iapala, Vanessa, OREST	1
	Leles, Jenae, ARIZ	1
	Dotson, Jamie, NU	1

2006 NCAA Women's College World Series
Pitching Leaders (as of Apr 30, 2007)
(All games)

Hitting minimums - 1 Games 10 AB
Pitching minimums - 1 Games 10 IP

Earned run avg

1. Hollowell, Alicia, ARIZ....	0.33
2. Osterman, Cat, TEXAS.....	1.05
3. Owens, Chrissy, ALA.....	1.35
4. M. Abbott, TN.....	1.51
5. Burkhart, Katie, ASU.....	1.59

Opposing bat avg

1. Osterman, Cat, TEXAS.....	.108
2. Hollowell, Alicia, ARIZ....	.157
3. M. Abbott, TN.....	.201
4. Owens, Chrissy, ALA.....	.205
5. Burkhart, Katie, ASU.....	.208

Innings pitched

1. Hollowell, Alicia, ARIZ....	43.0
2. M. Abbott, TN.....	37.0
3. Selden, Anjelica, UCLA.....	29.0
4. Canney, Eileen, NU.....	28.1
5. Burkhart, Katie, ASU.....	22.0

Batters struck out

1. Hollowell, Alicia, ARIZ....	64
2. M. Abbott, TN.....	48
3. Osterman, Cat, TEXAS.....	40
4. Burkhart, Katie, ASU.....	35
5. Selden, Anjelica, UCLA.....	34

Batters SO out looking

1. Hollowell, Alicia, ARIZ....	22
2. M. Abbott, TN.....	14
3. Osterman, Cat, TEXAS.....	12
4. Burkhart, Katie, ASU.....	11
5. 2 tied at.....	8

Wins

1. Hollowell, Alicia, ARIZ....	5
2. M. Abbott, TN.....	3
3. Selden, Anjelica, UCLA.....	2
Canney, Eileen, NU.....	2
5. 3 tied at.....	1

Saves

Appearances

1. Hollowell, Alicia, ARIZ....	6
2. M. Abbott, TN.....	5
Canney, Eileen, NU.....	5
4. Selden, Anjelica, UCLA.....	4
5. 2 tied at.....	3

Games started

1. Hollowell, Alicia, ARIZ....	6
2. Canney, Eileen, NU.....	5
M. Abbott, TN.....	5
4. Selden, Anjelica, UCLA.....	4
5. 2 tied at.....	3

Games finished

1. Foster, Courtnay, NU.....	2
Owens, Chrissy, ALA.....	2

Games in relief

1. Foster, Courtnay, NU.....	2
Owens, Chrissy, ALA.....	2

Sac bunts allowed

1. M. Abbott, TN.....	4
Canney, Eileen, NU.....	4
3. Owens, Chrissy, ALA.....	2
McGowan, Brianne, OREST....	2
Burkhart, Katie, ASU.....	2

Sac flies allowed

1. Foster, Courtnay, NU.....	1
McGowan, Brianne, OREST....	1

Losses

1. 6 tied at.....	2

Runners picked off

Wild pitches

1. Canney, Eileen, NU.....	1
M. Abbott, TN.....	1
Foster, Courtnay, NU.....	1

Balks

Hit batters

1. M. Abbott, TN.....	3
2. Osterman, Cat, TEXAS.....	2
Foster, Courtnay, NU.....	2
4. 5 tied at.....	1

Intentional BB allowed

1. Owens, Chrissy, ALA.....	2
2. Hollowell, Alicia, ARIZ....	1
Selden, Anjelica, UCLA.....	1

Hits allowed

1. Osterman, Cat, TEXAS.....	7
2. Owens, Chrissy, ALA.....	8
3. McGowan, Brianne, OREST....	14
4. Burkhart, Katie, ASU.....	16
5. Hollowell, Alicia, ARIZ....	24

Runs allowed

1. Owens, Chrissy, ALA.....	3
Hollowell, Alicia, ARIZ....	3
3. Osterman, Cat, TEXAS.....	4
4. McGowan, Brianne, OREST....	6
Burkhart, Katie, ASU.....	6

Earned runs allowed

1. Owens, Chrissy, ALA.....	2
Hollowell, Alicia, ARIZ....	2
3. Osterman, Cat, TEXAS.....	3
4. Burkhart, Katie, ASU.....	5
McGowan, Brianne, OREST....	5

Walks allowed

1. Osterman, Cat, TEXAS.....	2
2. Hollowell, Alicia, ARIZ....	4
Owens, Chrissy, ALA.....	4
4. M. Abbott, TN.....	5
5. Burkhart, Katie, ASU.....	6

Doubles allowed

1. M. Abbott, TN.....	0
2. Selden, Anjelica, UCLA.....	1
Owens, Chrissy, ALA.....	1
Osterman, Cat, TEXAS.....	1
McGowan, Brianne, OREST....	1

Triples allowed

1.	Canney, Eileen, NU.....	0
	Burkhart, Katie, ASU.....	0
	Selden, Anjelica, UCLA.....	0
	Owens, Chrissy, ALA.....	0
	Osterman, Cat, TEXAS.....	0

Home runs allowed

1.	Canney, Eileen, NU.....	0
2.	Owens, Chrissy, ALA.....	1
	McGowan, Brianne, OREST....	1
4.	Osterman, Cat, TEXAS.....	2
	Hollowell, Alicia, ARIZ....	2

2006 NCAA Women's College World Series
Fielding Leaders (as of Apr 30, 2007)
(All games)

Hitting minimums - 1 Games
Pitching minimums - 1 Games 10 IP

Fielding pct

1.	Balko,Callista, ARIZ.....	1.000
	S. Doepking, TN.....	1.000
	Dotson, Jamie, NU.....	1.000
	Knabe, Heidi, ASU.....	1.000
	Willis, Megan, TEXAS.....	1.000

Chances

1.	Balko,Callista, ARIZ.....	67
2.	S. Doepking, TN.....	50
3.	Dotson, Jamie, NU.....	48
4.	Knabe, Heidi, ASU.....	41
	Cooper, Garland, NU.....	41

Putouts

1.	Balko,Callista, ARIZ.....	64
2.	S. Doepking, TN.....	49
3.	Dotson, Jamie, NU.....	45
4.	Willis, Megan, TEXAS.....	39
5.	Zaplatosch, Emily, UCLA....	38

Assists

1.	Legaspi, Jodie, UCLA.....	11
2.	J. Griffin, TN.....	10
	Williams, Tammy, NU.....	10
	Duran, Andrea, UCLA.....	10
	Sengewald, Darcy, NU.....	10

Fielding double plays

1.	Cooper, Garland, NU.....	2
	Roth, Laine, ARIZ.....	2
	Hollowell, Alicia, ARIZ....	2
4.	13 tied at.....	1

Passed balls

Catchers interference

Steal attempts against

1.	Burkhart, Katie, ASU.....	5
	Knabe, Heidi, ASU.....	5
3.	Osterman, Cat, TEXAS.....	4
	Willis, Megan, TEXAS.....	4
	Dotson, Jamie, NU.....	4

Stolen bases against

1.	Osterman, Cat, TEXAS.....	4
	Willis, Megan, TEXAS.....	4
3.	7 tied at.....	3

Caught stealing by

1.	Burkhart, Katie, ASU.....	2
	Knabe, Heidi, ASU.....	2
	Hollowell, Alicia, ARIZ....	2
	Balko,Callista, ARIZ.....	2
5.	4 tied at.....	1

Errors

1.	Ramsey, Staci, ALA.....	3
	L. Schutzler, TN.....	3
	Sengewald, Darcy, NU.....	3
4.	5 tied at.....	2

2006 NCAA Women's College World Series
Overall Statistics (as of Apr 30, 2007)
(All games Sorted by Batting avg)

Team	AVG	G	AB	R	H	2B	3B	HR	RBI	TB	SLG%	BB	HBP	SO	GDP	OB%	SF	SH	SB-ATT	PO	A	E	FLD%
Arizona	.250	6	168	24	42	3	0	2	20	51	.304	13	3	39	1	.314	1	6	10-10	129	31	7	.958
Alabama	.246	2	65	6	16	2	0	1	5	21	.323	7	3	25	0	.347	0	1	2-3	49	16	5	.929
Northwestern	.243	5	152	11	37	3	0	6	10	58	.382	7	1	59	1	.281	0	2	0-0	114	36	8	.949
UCLA	.239	4	113	10	27	2	2	3	9	42	.372	3	2	27	0	.271	0	3	2-2	87	41	3	.977
Tennessee	.184	5	125	8	23	1	0	2	6	30	.240	9	2	53	0	.250	0	3	2-3	111	27	8	.945
Texas	.183	3	71	2	13	4	0	1	2	20	.282	2	0	30	0	.205	0	0	3-5	60	10	1	.986
Oregon State	.130	2	54	3	7	0	0	2	2	13	.241	4	0	22	1	.190	0	1	0-2	46	13	1	.983
Arizona State	.118	3	76	4	9	0	0	2	3	15	.197	7	1	32	0	.200	1	1	1-1	66	15	2	.976
Totals	.211	30	824	68	174	15	2	19	57	250	.303	52	12	287	3	.267	2	17	20-26	662	189	35	.960

(All games Sorted by Earned run avg)

Team	ERA	W-L	G	CG	SHO/CBO	SV	IP	H	R	ER	BB	SO	2B	3B	HR	AB	B/Avg	WP	HBP	BK	SFA	SHA
Arizona	0.33	5-1	6	6	4/0	0	43.0	24	3	2	4	64	2	0	2	153	.157	0	1	0	0	1
Texas	1.05	1-2	3	3	1/0	0	20.0	7	4	3	2	40	1	0	2	65	.108	0	2	0	0	1
Tennessee	1.51	3-2	5	5	1/0	0	37.0	29	12	8	5	48	0	1	2	144	.201	1	3	0	0	4
Arizona State	1.59	1-2	3	3	0/0	0	22.0	16	6	5	6	35	3	0	3	77	.208	0	0	0	0	2
UCLA	1.93	2-2	4	4	1/0	0	29.0	27	8	8	7	34	1	0	4	111	.243	0	1	0	0	1
Northwestern	2.21	3-2	5	3	1/0	0	38.0	37	19	12	11	45	6	0	2	149	.248	2	3	0	1	4
Oregon State	2.28	0-2	2	2	0/0	0	15.1	14	6	5	12	9	1	0	1	55	.255	0	1	0	1	2
Alabama	3.43	0-2	2	0	0/0	0	16.1	20	10	8	5	12	1	1	3	70	.286	0	1	0	0	2
Totals	1.62	15-15	30	26	8/0	0	220.2	174	68	51	52	287	15	2	19	824	.211	3	12	0	2	17

(All games Sorted by Fielding pct)

Team	C	PO	A	E	FLD%	DPs	SBA	CSB	SBA%	PB	CI
Texas	71	60	10	1	.986	1	4	0	1.000	0	0
Oregon State	60	46	13	1	.983	1	3	0	1.000	0	0
UCLA	131	87	41	3	.977	1	1	1	.500	0	0
Arizona State	83	66	15	2	.976	0	3	2	.600	0	0
Arizona	167	129	31	7	.958	2	1	2	.333	0	0
Northwestern	158	114	36	8	.949	2	3	1	.750	0	0
Tennessee	146	111	27	8	.945	0	3	0	1.000	0	0
Alabama	70	49	16	5	.929	1	2	0	1.000	0	0
Totals	886	662	189	35	.960	8	20	6	.769	0	0

2006 NCAA WCWS- Championship Series Gm 1
Arizona vs Northwestern
Jun 05, 2006 at Oklahoma City, OK (Hall of Fame Stadium)

Arizona 8 (53-11)

Player	AB	R	H	RBI	BB	SO	PO	A	LOB
Lowe cf	4	2	1	0	1	0	0	0	1
Champion lf	4	1	1	1	0	0	0	0	0
Fox ss	3	1	0	1	0	1	0	1	0
Balko c	4	1	1	1	0	0	12	0	2
Leles 3b	3	0	0	0	1	1	1	1	1
Mesa 2b	4	1	1	1	0	0	2	1	0
Mowatt dh	4	1	3	3	0	0	0	0	0
Nelson pr	0	0	0	0	0	0	0	0	0
Roth 1b	3	0	0	0	1	2	5	0	1
Malina pr	0	0	0	0	0	0	0	0	0
Acton rf	3	1	1	0	0	1	1	1	1
Banister ph	1	0	0	0	0	0	0	0	2
Hollowell p	0	0	0	0	0	0	0	3	0
Totals	33	8	8	7	3	5	21	7	8

Northwestern 0 (50-14)

Player	AB	R	H	RBI	BB	SO	PO	A	LOB
Logan lf	3	0	0	0	0	2	0	0	0
Williams ss	3	0	0	0	0	1	1	2	0
Cooper 1b	3	0	0	0	0	2	7	0	0
Dotson c	3	0	1	0	0	1	6	0	0
Schraufnagel pr	0	0	0	0	0	0	0	0	0
Amegin dh	3	0	0	0	0	1	0	0	1
McCorkle cf	2	0	0	0	0	2	3	0	0
Dyer rf	2	0	0	0	0	1	0	0	1
Crane 2b	2	0	0	0	0	1	3	0	0
Sengewald 3b	2	0	0	0	0	1	1	2	0
Canney p	0	0	0	0	0	0	0	0	0
Foster p	0	0	0	0	0	0	0	2	0
Totals	23	0	1	0	0	12	21	6	2

Score by Innings			R	H	E
Arizona	005	100 2 -	8	8	2
Northwestern	000	000 0 -	0	1	4

E - Leles(10); Hollowell(5); Williams(12); Cooper(5); Crane(10); Sengewald(14). LOB - Wildcats 8; Wildcats 2. 2B - Mowatt(2). HR - Mesa(10); Mowatt(3). SF - Fox(4). SB - Lowe(33).

Arizona	IP	H	R	ER	BB	SO	AB	BF
Hollowell	7.0	1	0	0	0	12	23	23

Northwestern	IP	H	R	ER	BB	SO	AB	BF
Canney	2.0	3	2	2	1	1	9	10
Foster	5.0	5	6	2	2	4	24	27

Win - Hollowell (31-5). Loss - Canney (26-8). Save - None.
WP - Foster(8).
Umpires - HP: Sally Walker 1B: Lisa Harvey 3B: John Kurnat
Start: 7:07 Time: 2:25 Attendance: 4391
Game notes:
ID-447043
Canney faced 2 batters in the 3rd.
Game: 2006F1

2006 NCAA WCWS- Championship Series Gm 1
Arizona vs Northwestern - Play-by-Play
Jun 05, 2006 at Oklahoma City, OK (Hall of Fame Stadium)

Score by Innings		R	H	E
Arizona.....	005 100 2 -	8	8	2
Northwestern.....	000 000 0 -	0	1	4

Arizona starters: 26/cf Lowe; 0/lf Champion; 29/ss Fox; 15/c Balko; 31/3b Leles; 14/2b Mesa; 9/dh Mowatt; 24/1b Roth; 4/rf Acton; 44/p Hollowell;
Northwestern starters: 8/lf Logan; 2/ss Williams; 23/1b Cooper; 10/c Dotson; 21/dh Amegin; 4/cf McCorkle; 0/rf Dyer; 16/2b Crane; 6/3b Sengewald; 13/p Canney;

Arizona 1st - Lowe grounded out to 3b. Champion singled to pitcher. Fox struck out swinging. Balko popped up to 2b. 0 runs, 1 hit, 0 errors, 1 LOB.

Northwestern 1st - Logan struck out swinging. Williams grounded out to p. Cooper struck out looking. 0 runs, 0 hits, 0 errors, 0 LOB.

Arizona 2nd - Leles walked. Mesa popped up to ss. Mowatt popped up to c, bunt. Roth grounded out to ss. 0 runs, 0 hits, 0 errors, 1 LOB.

Northwestern 2nd - Dotson grounded out to p. Amegin struck out swinging. McCorkle struck out looking. 0 runs, 0 hits, 0 errors, 0 LOB.

Arizona 3rd - Acton singled, bunt. Lowe singled to shortstop; Acton advanced to second, advanced to third on a throwing error by ss. Lowe stole second. Foster to p for Canney. Champion reached on a fielder's choice, advanced to second, RBI; Lowe advanced to third; Acton scored. Fox reached on an error by 2b, advanced to second; Champion advanced to third; Lowe scored. Balko singled to left field, RBI; Champion scored, unearned. Leles struck out looking. Mesa grounded out to 1b unassisted; Balko advanced to second; Fox advanced to third. Mowatt doubled to left field, 2 RBI; Balko scored, unearned; Fox scored, unearned. Roth walked. Banister pinch hit for Acton. Banister popped up to 2b. 5 runs, 4 hits, 2 errors, 2 LOB.

Northwestern 3rd - Acton to rf for Banister. Dyer flied out to rf. Crane struck out swinging. Sengewald grounded out to 2b. 0 runs, 0 hits, 0 errors, 0 LOB.

Arizona 4th - Lowe walked. Champion reached on a throwing error by 3b, advanced to second; Lowe advanced to third. Fox flied out to cf, SF, RBI; Lowe scored, unearned. Balko flied out to cf; Champion advanced to third. Leles grounded out to p. 1 run, 0 hits, 1 error, 1 LOB.

Northwestern 4th - Logan struck out swinging. Williams struck out swinging. Cooper struck out looking. 0 runs, 0 hits, 0 errors, 0 LOB.

Arizona 5th - Mesa flied out to cf. Mowatt singled to right field. Nelson pinch ran for Mowatt. Roth struck out looking. Acton struck out swinging. 0 runs, 1 hit, 0 errors, 1 LOB.

Northwestern 5th - Mowatt to dh for Nelson. Dotson singled through the left side. Schraufnagel pinch ran for Dotson. Amegin reached on a fielder's choice; Schraufnagel out at second ss to 2b. McCorkle struck out swinging. Dyer struck out swinging. 0 runs, 1 hit, 0 errors, 1 LOB.

Arizona 6th - Dotson to c for Schraufnagel. Lowe lined out to 2b. Champion reached on a muffed throw by 1b, assist by ss. Fox grounded out to p; Champion advanced to second. Balko popped up to 1b. 0 runs, 0 hits, 1 error, 1 LOB.

Northwestern 6th - Crane fouled out to 1b. Sengewald struck out swinging. Logan out at first 3b to 2b. 0 runs, 0 hits, 0 errors, 0 LOB.

Arizona 7th - Leles fouled out to 3b. Mesa homered to center field, RBI. Mowatt homered down the lf line, RBI. Roth struck out swinging, reached first on a wild pitch. Malina pinch ran for Roth. Acton grounded out to 3b; Malina advanced to second. Lowe fouled out to c. 2 runs, 2 hits, 0 errors, 1 LOB.

Northwestern 7th - Roth to 1b for Malina. Williams reached on an error by p, advanced to second, out at third rf to 3b. Cooper reached on a fielding error by 3b. Dotson struck out swinging. Amegin grounded out to p. 0 runs, 0 hits, 2 errors, 1 LOB.

2006 NCAA WCWS- Championship Series Gm 2
Northwestern vs Arizona
Jun 06, 2006 at Oklahoma City, OK (Hall of Fame Stadium)

Northwestern 0 (50-15)

Player	AB	R	H	RBI	BB	SO	PO	A	LOB
Logan lf	4	0	3	0	0	1	0	0	0
Williams ss	4	0	2	0	0	2	3	3	0
Cooper 1b	3	0	1	0	1	2	10	0	0
Dotson c	4	0	0	0	0	2	4	0	5
Amegin dh	3	0	1	0	0	0	0	0	3
Schraufnagel pr	0	0	0	0	0	0	0	0	0
McCorkle cf	3	0	0	0	0	2	0	0	0
Dyer rf	3	0	1	0	0	2	0	0	0
Crane 2b	3	0	0	0	0	2	1	3	2
Sengewald 3b	3	0	1	0	0	0	0	1	0
Canney p	0	0	0	0	0	0	0	0	0
Totals	30	0	9	0	1	13	18	7	10

Arizona 5 (54-11)

Player	AB	R	H	RBI	BB	SO	PO	A	LOB
Lowe cf	4	2	2	0	0	0	0	0	2
Champion lf	4	1	3	2	0	1	2	0	0
Fox ss	3	0	0	0	0	1	1	0	2
Balko c	3	0	2	2	0	0	13	0	0
Nelson pr	0	0	0	0	0	0	0	0	0
Leles 3b	3	0	0	0	0	0	1	1	3
Mesa 2b	3	0	0	0	0	0	2	1	0
Mowatt dh	3	0	2	0	0	1	0	0	0
Rodriguez pr	0	1	0	0	0	0	0	0	0
Roth 1b	3	1	2	0	0	0	2	0	0
Acton rf	3	0	1	0	0	1	0	0	0
Hollowell p	0	0	0	0	0	0	0	0	0
Totals	29	5	12	4	0	4	21	2	7

Score by Innings		R	H	E
Northwestern	000 000 0 -	0	9	2
Arizona	100 022 X -	5	12	0

E - Cooper(6); Crane(11). DP - Wildcats 1. LOB - Wildcats 10; Wildcats 7. 2B - Logan(7); Balko(7). SH - Fox(1).

Northwestern	IP	H	R	ER	BB	SO	AB	BF
Canney	6.0	12	5	3	0	4	29	30

Arizona	IP	H	R	ER	BB	SO	AB	BF
Hollowell	7.0	9	0	0	1	13	30	31

Win - Hollowell (32-5). Loss - Canney (26-9). Save - None.
WP - Canney(9).
Umpires - HP: Lisa Harvey 1B: John Kurnat 3B: Sally Walker
Start: 7:07 Time: 2:14 Attendance: 4423
Game notes:
ID-447044
Arizona wins the 2006 NCAA Women's College World Series
Game: 2006F2

2006 NCAA WCWS- Championship Series Gm 2
Northwestern vs Arizona - Play-by-Play
Jun 06, 2006 at Oklahoma City, OK (Hall of Fame Stadium)

Score by Innings		R	H	E
Northwestern.....	000 000 0 -	0	9	2
Arizona.....	100 022 X -	5	12	0

Northwestern starters: 8/lf Logan; 2/ss Williams; 23/1b Cooper; 10/c Dotson; 21/dh Amegin; 4/cf McCorkle; 0/rf Dyer; 16/2b Crane; 6/3b Sengewald; 13/p Canney;
Arizona starters: 26/cf Lowe; 0/lf Champion; 29/ss Fox; 15/c Balko; 31/3b Leles; 14/2b Mesa; 9/dh Mowatt; 24/1b Roth; 4/rf Acton; 44/p Hollowell;

Northwestern 1st - Logan struck out swinging. Williams struck out looking. Cooper struck out looking. 0 runs, 0 hits, 0 errors, 0 LOB.

Arizona 1st - Lowe singled through the left side. Champion singled to third base; Lowe advanced to second. Fox grounded out to 1b unassisted, SAC, bunt; Champion advanced to second; Lowe advanced to third. Balko grounded out to 2b, RBI; Champion advanced to third; Lowe scored. Leles grounded out to 2b. 1 run, 2 hits, 0 errors, 1 LOB.

Northwestern 2nd - Dotson flied out to lf. Amegin singled through the right side. McCorkle struck out swinging. Dyer singled down the lf line; Amegin advanced to second. Schraufnagel pinch ran for Amegin. Crane struck out swinging. 0 runs, 2 hits, 0 errors, 2 LOB.

Arizona 2nd - Amegin to dh for Schraufnagel. Mesa fouled out to 1b. Mowatt singled up the middle. Roth singled to left field; Mowatt advanced to second. Acton grounded out to ss; Roth advanced to second; Mowatt advanced to third. Lowe grounded out to ss. 0 runs, 2 hits, 0 errors, 2 LOB.

Northwestern 3rd - Sengewald singled through the left side. Logan singled through the left side; Sengewald advanced to second. Williams singled to right center; Logan advanced to second; Sengewald advanced to third. Cooper struck out looking. Dotson fouled out to 3b. Amegin flied out to lf. 0 runs, 3 hits, 0 errors, 3 LOB.

Arizona 3rd - Champion struck out swinging. Fox struck out swinging. Balko singled down the lf line. Leles popped up to ss. 0 runs, 1 hit, 0 errors, 1 LOB.

Northwestern 4th - McCorkle grounded out to 3b. Dyer struck out looking. Crane fouled out to ss. 0 runs, 0 hits, 0 errors, 0 LOB.

Arizona 4th - Mesa popped up to 2b. Mowatt struck out swinging. Roth grounded out to 2b. 0 runs, 0 hits, 0 errors, 0 LOB.

Northwestern 5th - Sengewald fouled out to 2b. Logan doubled down the lf line. Williams struck out swinging. Cooper intentionally walked. Dotson struck out looking. 0 runs, 1 hit, 0 errors, 2 LOB.

Arizona 5th - Acton struck out swinging. Lowe singled to shortstop, advanced to second on a throwing error by 2b. Lowe advanced to third on a wild pitch. Champion singled to left center, RBI; Lowe scored, unearned. Fox popped up to ss. Balko doubled to right field, RBI; Champion scored. Nelson pinch ran for Balko. Leles grounded out to 3b. 2 runs, 3 hits, 1 error, 1 LOB.

Northwestern 6th - Balko to c for Nelson. Amegin grounded out to 2b. McCorkle struck out swinging. Dyer struck out looking. 0 runs, 0 hits, 0 errors, 0 LOB.

Arizona 6th - Mesa grounded out to 1b unassisted. Mowatt singled through the left side. Rodriguez pinch ran for Mowatt. Roth singled to right field; Rodriguez advanced to second. Acton singled, bunt; Roth advanced to second; Rodriguez advanced to third. Lowe reached on a fielding error by 1b; Acton advanced to second; Roth advanced to third; Rodriguez scored, unearned. Champion singled to left field, RBI; Lowe advanced to second; Acton advanced to third; Roth scored. Fox hit into double play ss to 1b; Champion out on the play. 2 runs, 4 hits, 1 error, 2 LOB.

Northwestern 7th - Mowatt to dh for Rodriguez. Crane struck out looking. Sengewald popped up to 2b. Logan singled up the middle. Williams singled through the left side; Logan advanced to second. Cooper singled up the middle; Williams advanced to second; Logan advanced to third. Dotson struck out looking. 0 runs, 3 hits, 0 errors, 3 LOB.

2007 NCAA

Women's College World Series

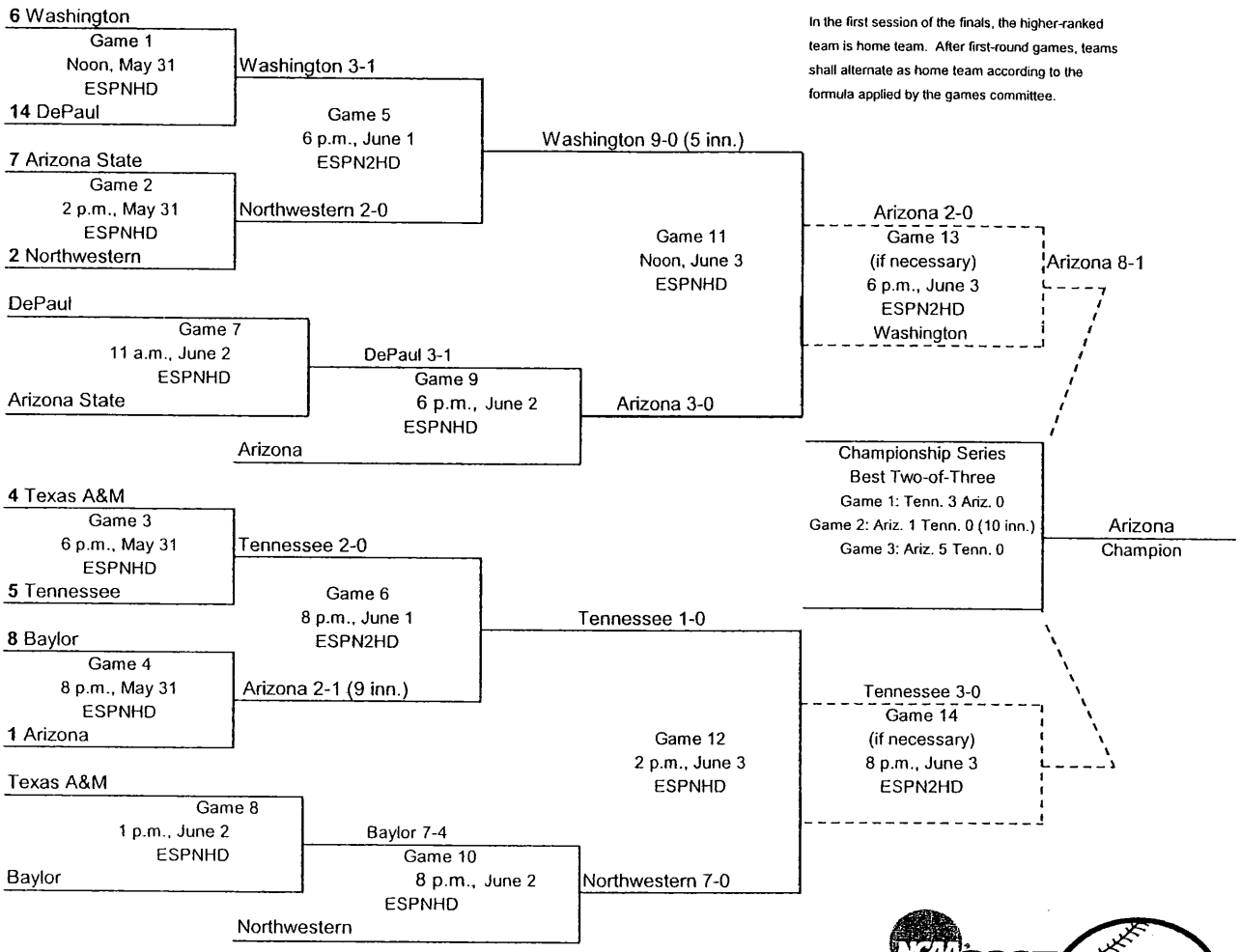

In the first session of the finals, the higher-ranked team is home team. After first-round games, teams shall alternate as home team according to the formula applied by the games committee.

Finals played at Hall of Fame Stadium, Oklahoma City, Oklahoma.

Bracket note:

1. If the winner of Game 9 defeats the winner of Game 5, then Game 13 is necessary.
2. If the winner of Game 10 defeats the winner of Game 6, then Game 14 is necessary.
3. If only one if necessary game is needed, it will be played at 6 p.m.

*Note: The NCAA Division I Softball Committee reserves the right to revise the schedule (i.e., game times) in the event weather conditions and/or media/television commitments require such.

ALL TIMES ARE LOCAL (CENTRAL) TIME

CONSULT WWW.NCAASPORTS.COM/BROADCAST UNDER 'TV SCHEDULE' FOR ESPN & ESPN2HD LISTINGS AND GAME TIMES

2007 Team Rosters

NCAA Women's College World Series

Arizona Wildcats

No.	Last Name
2	Duran
3	Akamine
4	Acton
6	Malina
7	Arredondo
9	Mowatt
12	Rodriguez
14	Mesa
15	Balko
17	Hoffman
22	Odom
23	Erb
24	Roth
26	Lowe
29	Fox
31	Leles
33	Banister

Head Coach: Mike Candrea

Arizona State Sun Devils

No.	Last Name
2	Carlson
4	Elliott
5	Baca
6	Hixson
7	Burkhart
8	Smith
9	Cruz
11	Gamez
12	Mapes
14	Andorfer-Lopez
16	Cochran
17	Trevino
18	Knabe
20	Matta
21	Vasquez
22	Cowles
23	Crabb
33	Miller
99	Muenz

Head Coach: Clint Myers

Baylor Lady Bears

No.	Last Name
1	Shortridge
2	Martinez
3	Sage
4	Reagan
5	Turner
7	T. Wesley
9	Romero
10	N. Wesley
11	Lake
12	Oberg
13	Colyer
15	Honnettte
16	Daniels
17	Monceaux
22	Lisa Ferguson

Head Coach: Glenn Moore

DePaul Blue Demons

No.	Last Name
1	Hanson
3	Sheaks
4	Thompson
5	Tarulli-Fisher
7	Heteniak
10	Huitink
11	Santori
12	Patton
13	Warren
23	Blagaich
24	Secka
31	Adix
32	Amundson
34	Demas
39	Evans
40	Vojik
88	Wilus

Head Coach: Eugene Lenti

Northwestern Wildcats

No.	Last Name
00	E. Dyer
1	Euler
2	Williams
3	Sears
4	K. Dyer
5	Delaney
6	Sengewald
7	Miller
8	Logan
9	Salamon
11	Pauly
12	Gonzalez
13	Canney
15	Schraufnagel
16	Lafever
17	Rigas
21	Haug
22	Hampshire
23	Cooper

Head Coach: Kate Drohan

Tennessee Lady Volunteers

No.	Last Name
00	Kajitani
1	Horiuchi
2	Baker
3	Clay
5	Pieroni
6	Weissinger
7	Abbott
8	Posey
9	Ryan
10	Rhodes
11	Doepking
12	Fulmer
14	Webb
17	Hammond
18	Manuma
23	Chiles
31	Griffin
33	Schultzler
35	Tonya Callahan
52	Huff

Co-Head Coaches:
Ralph Weekly
Karen Weekly

Texas A&M Aggies

No.	Last Name
1	Test
2	Lobpries
3	Gorzycki
4	Schroeder
5	Reynolds
6	Gegen
7	Wunderlich
8	McDonlad
9	Scarborough
11	Gibson
12	Hinshaw
13	Ridley
14	Morrow
15	R. Smith
16	Davis
20	C. Smith
21	Shadow
25	Rowan

Head Coach: Jo Evans

Washington Huskies

No.	Last Name
1	Stuart
2	Koziol
3	Tyson
4	Lastrapes
5	Fleischman
9	Hansen
10	Moojen
11	Charters
12	Matthews
13	Noble
14	Reiten
15	Lawrie
16	Hester
20	Stenson
21	Greer
22	McWherter

Head Coach: Heather Tarr

The Automated ScoreBook
Conference Batting Leaders (as of May 19, 2008)
(All games)

Hitting minimums - 1 Games 10 AB
Pitching minimums - 1 Games 10 IP

Batting avg

1.	Fox, ARIZ	.500
	Monceaux, BU	.500
3.	I. Chiles, UT	.400
4.	Leles, ARIZ	.381
5.	Charters, WASH	.364

Slugging pct

1.	Williams, NU	.818
2.	Fox, ARIZ	.682
3.	Tyson, WASH	.600
	Monceaux, BU	.600
	VOJIK, DPU	.600

On base pct

1.	Fox, ARIZ	.586
2.	Monceaux, BU	.583
3.	Charters, WASH	.500
4.	Leles, ARIZ	.440
5.	Tyson, WASH	.417

Runs scored

1.	Fox, ARIZ	4
	Arredondo, ARIZ	4
	Mesa, ARIZ	4
4.	Williams, NU	3
	Charters, WASH	3

Hits

1.	Fox, ARIZ	11
2.	Lowe, ARIZ	10
3.	Mesa, ARIZ	8
	Leles, ARIZ	8
	I. Chiles, UT	8

Runs batted in

1.	Leles, ARIZ	6
	Mesa, ARIZ	6
3.	Tyson, WASH	4
	Williams, NU	4
5.	3 tied at	3

Doubles

1.	Lowe, ARIZ	2
	Charters, WASH	2
3.	12 tied at	1

Triples

1.	Colyer, BU	1

Home runs

1.	Williams, NU	2
2.	11 tied at	1

Total bases

1.	Fox, ARIZ	15
2.	Mesa, ARIZ	12
	Lowe, ARIZ	12
4.	Williams, NU	9
	Leles, ARIZ	9

Walks

1.	Fox, ARIZ	5
2.	Roth, ARIZ	4
3.	13 tied at	3

Hit by pitch

1.	Wesley, T., BU	2
2.	5 tied at	1

Sac bunts

1.	Leles, ARIZ	2
	Arredondo, ARIZ	2
3.	15 tied at	1

Sac flies

1.	Morrow, TAMU	1
	Leles, ARIZ	1
	Fox, ARIZ	1

Stolen bases

1.	K. Posey, UT	4
2.	Charters, WASH	3
3.	5 tied at	2

Total plate appearances

1.	Lowe, ARIZ	31
2.	Fox, ARIZ	29
	Mesa, ARIZ	29
4.	Arredondo, ARIZ	28
5.	Leles, ARIZ	27

At bats

1.	Lowe, ARIZ	29
2.	Mesa, ARIZ	28
3.	Arredondo, ARIZ	24
4.	Banister, ARIZ	23
5.	3 tied at	22

Steal attempts

1.	K. Posey, UT	4
	Charters, WASH	4
3.	L. Schutzler, UT	3
4.	5 tied at	2

Strikeouts

1.	Roth, ARIZ	10
	Balko, ARIZ	10
3.	T. Huff, UT	9
	Banister, ARIZ	9
5.	4 tied at	7

Caught stealing

1.	WILUS, DPU	1
	Monceaux, BU	1
	SECKA, DPU	1
	Charters, WASH	1
	L. Schutzler, UT	1

Grounded into DP

The Automated ScoreBook
Conference Pitching Leaders (as of May 19, 2008)
(All games)

Hitting minimums - 1 Games 10 AB
Pitching minimums - 1 Games 10 IP

Earned run avg

1. Mowatt, ARIZ	0.60
2. M. Abbott, UT	1.23
3. Lawrie, WASH	1.96
4. Burkhart, ASU	2.77
5. Canney, NU	2.88

Opposing bat avg

1. Lawrie, WASH	.150
2. Canney, NU	.156
3. Mowatt, ARIZ	.163
4. M. Abbott, UT	.171
5. Burkhart, ASU	.229

Innings pitched

1. Mowatt, ARIZ	60.0
2. M. Abbott, UT	44.0
3. Canney, NU	25.0
4. Lawrie, WASH	23.0
5. Ferguson, BU	20.0

Batters struck out

1. Mowatt, ARIZ	76
2. M. Abbott, UT	75
3. Lawrie, WASH	35
4. Canney, NU	32
5. Burkhart, ASU	17

Batters SO out looking

1. Mowatt, ARIZ	17
2. M. Abbott, UT	12
3. Lawrie, WASH	9
4. Canney, NU	8
5. 2 tied at	6

Wins

1. Mowatt, ARIZ	6
2. M. Abbott, UT	4
3. Lawrie, WASH	2
Canney, NU	2
5. 2 tied at	1

Saves

Appearances

1. Mowatt, ARIZ	8
2. M. Abbott, UT	6
3. Lawrie, WASH	4
Canney, NU	4
5. 2 tied at	3

Games started

1. Mowatt, ARIZ	8
2. M. Abbott, UT	6
3. Lawrie, WASH	4
Canney, NU	4
5. ADIX, DPU	3

Games finished

1. 6 tied at	1

Games in relief

1. HETENIAK, DPU	2
2. 5 tied at	1

Sac bunts allowed

1. M. Abbott, UT	6
2. Mowatt, ARIZ	4
3. Burkhart, ASU	2
Lawrie, WASH	2
5. 5 tied at	1

Sac flies allowed

1. Ferguson, BU	1
Noble, WASH	1
Lawrie, WASH	1

Losses

1. 7 tied at	2

Runners picked off

1. TARULLI-FISH, DPU	1

Wild pitches

1. Canney, NU	2
2. Mowatt, ARIZ	1

Balks

1. Canney, NU	1
Mowatt, ARIZ	1
M. Abbott, UT	1
Lawrie, WASH	1

Hit batters

1. Scarborough, TAMU	2
2. 5 tied at	1

Intentional BB allowed

1. M. Abbott, UT	5
2. Mowatt, ARIZ	1

Hits allowed

1. Burkhart, ASU	11
2. Lawrie, WASH	12
3. Canney, NU	14
4. ADIX, DPU	17
5. Ferguson, BU	18

Runs allowed

1. Burkhart, ASU	5
2. ADIX, DPU	6
M. Abbott, UT	6
Mowatt, ARIZ	6
5. Lawrie, WASH	7

Earned runs allowed

1. Burkhart, ASU	4
Mowatt, ARIZ	4
3. Lawrie, WASH	5
4. M. Abbott, UT	6
ADIX, DPU	6

Walks allowed

1. Burkhart, ASU	1
2. Ferguson, BU	3
3. ADIX, DPU	5
4. Lawrie, WASH	10
5. Canney, NU	12

Doubles allowed

1. Mowatt, ARIZ	0
2. M. Abbott, UT	1
Burkhart, ASU	1
4. Canney, NU	2
5. Ferguson, BU	3

<page/>

Triples allowed

1. Mowatt, ARIZ	0
M. Abbott, UT	0
Burkhart, ASU	0
Canney, NU	0
Lawrie, WASH	0

Home runs allowed

1. Lawrie, WASH	0
Canney, NU	0
3. M. Abbott, UT	1
4. ADIX, DPU	2
Mowatt, ARIZ	2

The Automated ScoreBook
Conference Fielding Leaders (as of May 19, 2008)
(All games)

Hitting minimums - 1 Games
Pitching minimums - 1 Games 10 IP

Fielding pct

1.	S. Doepking, UT	1.000
	Matthews, WASH	1.000
	Dyer, E., NU	1.000
	WILUS, DPU	1.000
	Leles, ARIZ	1.000

Chances

1.	Balko, ARIZ	85
2.	S. Doepking, UT	80
3.	Matthews, WASH	40
4.	Dyer, E., NU	34
5.	2 tied at	30

Putouts

1.	Balko, ARIZ	79
	S. Doepking, UT	79
3.	Matthews, WASH	39
4.	Dyer, E., NU	33
5.	WILUS, DPU	30

Assists

1.	Leles, ARIZ	16
2.	PATTON, DPU	14
3.	Mowatt, ARIZ	11
4.	Fox, ARIZ	10
5.	J. Griffin, UT	7

Fielding double plays

1.	10 tied at	1

Passed balls

1.	Balko, ARIZ	3
2.	Dyer, E., NU	2
3.	Matthews, WASH	1

Catchers interference

Steal attempts against

1.	Mowatt, ARIZ	9
	Balko, ARIZ	9
3.	4 tied at	5

Stolen bases against

1.	Balko, ARIZ	5
	Wunderlich, TAMU	5
	Mowatt, ARIZ	5
	Scarborough, TAMU	5
5.	4 tied at	4

Caught stealing by

1.	Mowatt, ARIZ	4
	Balko, ARIZ	4
3.	Canney, NU	1
	Dyer, E., NU	1

Errors

1.	Fox, ARIZ	2
2.	15 tied at	1

The Automated ScoreBook

Conference Overall Statistics (as of May 19, 2008)

(All games Sorted by Batting avg)

Team	AVG	G	AB	R	H	2B	3B	HR	RBI	TB	SLG%	BB	HBP	SO	GDP	OB%	SF	SH	SB-ATT	PO	A	E	FLD%
Arizona.....	.257	8	214	21	55	7	0	2	21	68	.318	20	1	69	0	.321	2	9	3-3	180	46	4	.983
Tennessee.....	.220	6	164	9	36	1	0	2	7	43	.262	19	1	56	0	.304	0	3	8-9	132	24	2	.987
Washington.....	.198	4	91	13	18	2	0	2	11	26	.286	16	1	31	0	.324	0	1	3-4	75	14	3	.967
Baylor.....	.198	3	81	8	16	2	1	1	6	23	.284	8	2	27	0	.286	0	1	2-3	66	22	3	.967
Northwestern.....	.167	4	90	9	15	3	0	4	9	30	.333	9	1	40	0	.250	0	2	1-1	75	21	3	.970
Texas A&M.....	.146	2	48	4	7	0	0	1	4	10	.208	4	0	21	0	.208	1	1	0-0	39	12	1	.981
Arizona State.....	.128	2	47	1	6	1	0	0	1	7	.149	4	0	14	0	.196	0	1	1-1	39	6	1	.978
DePaul.....	.116	3	69	4	8	0	0	1	3	11	.159	5	1	24	0	.187	0	1	6-8	60	37	0	1.000
Totals.....	.200		804		161		1		62		.271		7		0		3		24-29		182		.980
		32		69		16		13		218		85		282		.281		19		666		17	

(All games Sorted by Earned run avg)

Team	ERA	W-L	G	CG	SHO/CBO	SV	IP	H	R	ER	BB	SO	2B	3B	HR	AB	B/Avg	WP	HBP	BK	SFA	SHA
Arizona.....	0.60	6-2	8	8	4/0	0	60.0	34	6	4	29	76	0	0	2	208	.163	1	1	1	0	4
Tennessee.....	1.23	4-2	6	6	4/0	0	44.0	26	6	6	14	75	1	0	1	152	.171	0	0	1	0	6
Washington.....	2.52	2-2	4	3	1/0	0	25.0	16	11	7	12	37	4	0	0	89	.180	0	1	1	2	2
Arizona State.....	2.77	0-2	2	2	0/0	0	13.0	11	5	4	1	17	1	0	2	48	.229	0	1	0	0	2
DePaul.....	3.15	1-2	3	1	0/0	0	20.0	20	7	7	6	14	3	0	2	74	.270	0	0	0	0	2
Northwestern.....	3.60	2-2	4	3	2/0	0	25.0	14	12	10	15	32	2	0	0	90	.156	2	1	1	0	1
Baylor.....	4.50	1-2	3	2	0/0	0	22.0	20	13	11	6	16	3	0	5	85	.235	0	1	0	1	1
Texas A&M.....	5.54	0-2	2	1	0/0	0	13.0	20	9	8	2	15	2	1	1	58	.345	0	2	0	0	1
Totals.....	2.31		32		11/0		222.0		69		85		16		13		.200		7		3	
		16-16		26		0		161		57		282		1		804		3		4		19

PB - Arizona 3, Northwestern 2, Washington 1. Pickoffs - DePaul 1.

(All games Sorted by Fielding pct)

Team	C	PO	A	E	FLD%	DPs	SBA	CSB	SBA%	PB	CI
DePaul.....	97	60	37	0	1.000	1	1	0	1.000	0	0
Tennessee.....	158	132	24	2	.987	0	2	0	1.000	0	0
Arizona.....	230	180	46	4	.983	2	5	4	.556	3	0
Texas A&M.....	52	39	12	1	.981	0	5	0	1.000	0	0
Arizona State.....	46	39	6	1	.978	0	3	0	1.000	0	0
Northwestern.....	99	75	21	3	.970	0	4	1	.800	2	0
Washington.....	92	75	14	3	.967	1	4	0	1.000	1	0
Baylor.....	91	66	22	3	.967	1	0	0	---	0	0
Totals.....	865		182		.980		24		.828		0
		666		17		5		5		6	

The Automated ScoreBook
Tennessee vs Arizona
Jun 04, 2007 at Oklahoma City, OK (Hall of Fame Stadium)

Tennessee 3 (63-6)

Player	ab	r	h	rbi	bb	so	po	a	lob
L. Schutzler cf	4	0	1	0	0	0	3	0	0
K. Posey 2b	3	0	0	0	0	0	1	1	0
I. Chiles ph	1	0	1	1	0	0	0	0	0
T. Huff rf	4	0	1	0	0	1	0	0	4
N. Kajitani rf	0	0	0	0	0	0	1	0	0
T. Callahan 1b	3	0	0	0	0	0	7	0	0
S. Doepking c	3	1	1	1	0	1	8	0	1
A. Clay dh	3	1	2	1	0	0	0	0	0
C. Ryan pr	0	1	0	0	0	0	0	0	0
A. Manuma lf	1	0	0	0	1	1	0	0	0
E. Webb lf	0	0	0	0	0	0	0	0	0
J. Griffin 3b	2	0	0	0	1	1	0	2	1
L. Horiuchi ss	1	0	0	0	1	1	0	1	0
D. Pieroni ph	1	0	0	0	0	1	0	0	0
M. Abbott p	0	0	0	0	0	0	1	1	0
Totals	26	3	6	3	3	6	21	5	6

Arizona 0 (48-14-1)

Player	ab	r	h	rbi	bb	so	po	a	lob
Lowe cf	2	0	0	0	1	0	1	0	0
Mesa 2b	3	0	0	0	0	1	4	1	2
Fox ss	3	0	1	0	0	0	4	1	0
Leles 3b	3	0	1	0	0	1	2	1	1
Balko c	2	0	0	0	0	1	6	0	0
Duran ph	1	0	0	0	0	1	0	0	0
Roth 1b	2	0	0	0	0	2	4	0	1
Akamine ph	1	0	0	0	0	0	0	0	0
Banister dh	3	0	2	0	0	0	0	0	0
Malina pr	0	0	0	0	0	0	0	0	0
Rodriguez pr	0	0	0	0	0	0	0	0	0
Arredondo lf	2	0	0	0	0	1	0	0	1
Acton rf	2	0	0	0	0	1	0	0	0
Mowatt p	0	0	0	0	0	0	0	3	0
Totals	24	0	4	0	1	8	21	6	5

Score by Innings	1	2	3	4	5	6	7	R	H	E
Tennessee	0	1	0	1	0	0	1	**3**	**6**	**0**
Arizona	0	0	0	0	0	0	0	**0**	**4**	**0**

LOB - Tennessee 6; Arizona 5. HR - S. Doepking(6); A. Clay(4). SH - E. Webb(1); Arredondo(10).

Tennessee	ip	h	r	er	bb	so	ab	bf
M. Abbott	7.0	4	0	0	1	8	24	26

Arizona	ip	h	r	er	bb	so	ab	bf
Mowatt	7.0	6	3	3	3	6	26	30

Win - M. Abbott (50-3). Loss - Mowatt (40-12). Save - None.

Umpires - HP: Bryan Smith 1B: Lori Bish 3B: Paul Edds
Start: 7:08 Time: 1:53 Attendance: 5231
Game notes:
Game 1 of the 2007 NCAA WCWS Championship Series

The Automated ScoreBook
Tennessee vs Arizona
Jun 04, 2007 at Oklahoma City, OK (Hall of Fame Stadium)

Score by Innings	1	2	3	4	5	6	7	R	H	E
Tennessee	0	1	0	1	0	0	1	3	6	0
Arizona	0	0	0	0	0	0	0	0	4	0

Tennessee starters: 33/cf L. Schutzler; 8/2b K. Posey; 52/rf T. Huff; 35/1b T. Callahan; 11/c S. Doepking; 3/dh A. Clay; 18/lf A. Manuma; 31/3b J. Griffin; 1/ss L. Horiuchi; 7/p M. Abbott;
Arizona starters: 26/cf Lowe; 14/2b Mesa; 29/ss Fox; 31/3b Leles; 15/c Balko; 24/1b Roth; 33/dh Banister; 7/lf Arredondo; 4/rf Acton; 9/p Mowatt;

Tennessee 1st - L. Schutzler grounded out to 2b. K. Posey popped up to ss. T. Huff popped up to ss. 0 runs, 0 hits, 0 errors, 0 LOB.

Arizona 1st - Lowe grounded out to p. Mesa struck out swinging. Fox popped up to 2b. 0 runs, 0 hits, 0 errors, 0 LOB.

Tennessee 2nd - T. Callahan lined out to 3b. S. Doepking popped up to ss. A. Clay homered to left center, RBI. A. Manuma walked. J. Griffin struck out looking. 1 run, 1 hit, 0 errors, 1 LOB.

Arizona 2nd - Leles struck out swinging. Balko struck out swinging. Roth struck out swinging. 0 runs, 0 hits, 0 errors, 0 LOB.

Tennessee 3rd - L. Horiuchi walked. L. Schutzler reached on a fielder's choice; L. Horiuchi out at second p to 2b. K. Posey popped up to 2b. T. Huff lined out to 3b. 0 runs, 0 hits, 0 errors, 1 LOB.

Arizona 3rd - Banister singled to left field. Malina pinch ran for Banister. Arredondo grounded out to 3b, SAC, bunt; Malina advanced to second. Acton struck out looking. Lowe intentionally walked. Mesa lined out to cf. 0 runs, 1 hit, 0 errors, 2 LOB.

Tennessee 4th - Banister to dh for Malina. T. Callahan flied out to cf. S. Doepking homered to left field, RBI. A. Clay grounded out to 3b. A. Manuma struck out swinging. 1 run, 1 hit, 0 errors, 0 LOB.

Arizona 4th - Fox fouled out to 1b. Leles singled to right field. Balko fouled out to 1b. Roth struck out swinging. 0 runs, 1 hit, 0 errors, 1 LOB.

Tennessee 5th - J. Griffin lined out to ss. L. Horiuchi struck out swinging. L. Schutzler grounded out to 1b unassisted. 0 runs, 0 hits, 0 errors, 0 LOB.

Arizona 5th - Banister flied out to cf. Arredondo struck out swinging. Acton grounded out to 2b. 0 runs, 0 hits, 0 errors, 0 LOB.

Tennessee 6th - K. Posey grounded out to p. T. Huff singled to right field. T. Callahan reached on a fielder's choice; T. Huff out at second ss to 2b. S. Doepking struck out swinging. 0 runs, 1 hit, 0 errors, 1 LOB.

Arizona 6th - N. Kajitani to rf for T. Huff. E. Webb to lf for A. Manuma. Lowe grounded out to ss. Mesa flied out to rf. Fox singled to center field. Leles popped up to p. 0 runs, 1 hit, 0 errors, 1 LOB.

Tennessee 7th - A. Clay singled to shortstop. C. Ryan pinch ran for A. Clay. E. Webb out at first p to 2b, SAC, bunt; C. Ryan advanced to second. J. Griffin walked. D. Pieroni pinch hit for L. Horiuchi. D. Pieroni struck out swinging. L. Schutzler singled to shortstop; J. Griffin advanced to second; C. Ryan advanced to third. I. Chiles pinch hit for K. Posey. I. Chiles singled to center field, RBI; L. Schutzler advanced to second; J. Griffin advanced to third; C. Ryan scored. K. Posey to 2b for I. Chiles. T. Huff to rf for N. Kajitani. T. Huff struck out swinging. 1 run, 3 hits, 0 errors, 3 LOB.

Arizona 7th - L. Horiuchi to ss for D. Pieroni. Duran pinch hit for Balko. Akamine pinch hit for Roth. A. Clay to dh for C. Ryan. Duran struck out swinging. Akamine grounded out to 3b. Banister singled to left center. Rodriguez pinch ran for Banister. Arredondo flied out to cf. 0 runs, 1 hit, 0 errors, 1 LOB.

The Automated ScoreBook
Arizona vs Tennessee
Jun 05, 2007 at Oklahoma City, OK (Hall of Fame Stadium)

Arizona 1 (49-14-1)

Player	ab	r	h	rbi	bb	so	po	a	lob
Lowe cf	4	0	0	0	0	2	3	0	0
Arredondo lf	5	0	0	0	0	1	1	0	2
Fox ss	4	0	1	0	0	2	1	0	0
Leles 3b	3	0	0	0	1	1	1	4	0
Malina pr	0	0	0	0	0	0	0	0	0
Mesa 2b	4	0	1	0	0	1	4	1	1
Banister 1b	3	0	2	0	1	0	7	0	1
Duran pr	0	0	0	0	0	0	0	0	0
Rodriguez pr	0	1	0	0	0	0	0	0	0
Roth 1b	0	0	0	0	0	0	0	0	0
Akamine dh	3	0	0	0	0	2	0	0	1
Balko c	3	0	0	0	0	2	13	1	2
Acton rf	4	0	0	1	0	0	0	0	0
Mowatt p	0	0	0	0	0	0	0	3	0
Totals	33	1	4	1	2	11	30	9	7

Tennessee 0 (63-7)

Player	ab	r	h	rbi	bb	so	po	a	lob
I. Chiles lf	5	0	2	0	0	2	1	0	0
E. Webb lf	0	0	0	0	0	0	0	0	0
L. Schutzler cf	4	0	1	0	1	0	2	0	0
T. Huff rf	4	0	0	0	1	2	1	0	1
T. Callahan 1b	4	0	0	0	1	1	5	1	7
L. Hammond pr	0	0	0	0	0	0	0	0	0
S. Doepking c	3	0	1	0	1	1	14	0	0
N. Kajitani pr	0	0	0	0	0	0	0	0	0
A. Clay dh	5	0	1	0	0	1	0	0	0
J. Griffin 3b	3	0	0	0	1	2	1	4	1
A. Manuma ph	1	0	0	0	0	1	0	0	0
L. Horiuchi ss	4	0	0	0	1	1	1	2	5
K. Posey 2b	4	0	2	0	0	0	5	1	0
M. Abbott p	0	0	0	0	0	0	0	0	0
Totals	37	0	7	0	6	11	30	8	14

Score by Innings	1	2	3	4	5	6	7	8	9	10	R	H	E
Arizona	0	0	0	0	0	0	0	0	0	1	**1**	**4**	**1**
Tennessee	0	0	0	0	0	0	0	0	0	0	**0**	**7**	**1**

E - Fox(7); K. Posey(4). DP - Arizona 1. LOB - Arizona 7; Tennessee 14. SH - Lowe(7); Akamine(1); Balko(7); S. Doepking(7). SB - K. Posey(28).

Arizona	ip	h	r	er	bb	so	ab	bf
Mowatt	10.0	7	0	0	6	11	37	44

Tennessee	ip	h	r	er	bb	so	ab	bf
M. Abbott	10.0	4	1	1	2	11	33	38

Win - Mowatt (41-12). Loss - M. Abbott (50-4). Save - None.

Umpires - HP: Jerry Bark 1B: Susie Benzel 3B: John Kurnat
Start: 7:06 Time: 3:07 Attendance: 5301
Game notes:
Game 2 of the 2007 NCAA WCWS Championship Series

The Automated ScoreBook
Arizona vs Tennessee
Jun 05, 2007 at Oklahoma City, OK (Hall of Fame Stadium)

Score by Innings	1	2	3	4	5	6	7	8	9	10	R	H	E
Arizona	0	0	0	0	0	0	0	0	0	1	**1**	**4**	**1**
Tennessee	0	0	0	0	0	0	0	0	0	0	**0**	**7**	**1**

Arizona starters: 26/cf Lowe; 7/lf Arredondo; 29/ss Fox; 31/3b Leles; 14/2b Mesa; 33/1b Banister; 3/dh Akamine; 15/c Balko; 4/rf Acton; 9/p Mowatt;
Tennessee starters: 23/lf I. Chiles; 33/cf L. Schutzler; 52/rf T. Huff; 35/1b T. Callahan; 11/c S. Doepking; 3/dh A. Clay; 31/3b J. Griffin; 1/ss L. Horiuchi; 8/2b K. Posey; 7/p M. Abbott;

Arizona 1st - Lowe struck out swinging. Arredondo struck out swinging. Fox struck out swinging. 0 runs, 0 hits, 0 errors, 0 LOB.

Tennessee 1st - I. Chiles lined out to cf. L. Schutzler grounded out to 3b. T. Huff struck out swinging. 0 runs, 0 hits, 0 errors, 0 LOB.

Arizona 2nd - Leles walked. Mesa fouled out to c. Banister singled through the left side; Leles advanced to second. Malina pinch ran for Leles. Akamine struck out swinging. Balko struck out swinging. 0 runs, 1 hit, 0 errors, 2 LOB.

Tennessee 2nd - Leles to 3b for Malina. T. Callahan grounded out to p. S. Doepking walked. A. Clay singled to left center; S. Doepking advanced to second. J. Griffin struck out looking. L. Horiuchi struck out swinging. 0 runs, 1 hit, 0 errors, 2 LOB.

Arizona 3rd - Acton grounded out to ss. Lowe grounded out to ss. Arredondo flied out to cf. 0 runs, 0 hits, 0 errors, 0 LOB.

Tennessee 3rd - K. Posey grounded out to 2b. I. Chiles singled, bunt. L. Schutzler flied out to cf. T. Huff struck out swinging. 0 runs, 1 hit, 0 errors, 1 LOB.

Arizona 4th - Fox lined out to ss. Leles struck out swinging. Mesa singled to right field. Banister grounded out to 2b. 0 runs, 1 hit, 0 errors, 1 LOB.

Tennessee 4th - T. Callahan walked. L. Hammond pinch ran for T. Callahan. S. Doepking reached on a fielder's choice, SAC, bunt; L. Hammond advanced to second. A. Clay hit into double play 3b to 1b; S. Doepking advanced to second; L. Hammond out on the play. J. Griffin grounded out to 3b. 0 runs, 0 hits, 0 errors, 1 LOB.

Arizona 5th - T. Callahan to 1b for L. Hammond. Akamine flied out to rf. Balko struck out looking. Acton out at first 3b to 2b. 0 runs, 0 hits, 0 errors, 0 LOB.

Tennessee 5th - L. Horiuchi walked. K. Posey singled, bunt; L. Horiuchi advanced to second. I. Chiles singled to shortstop; K. Posey advanced to second; L. Horiuchi advanced to third. L. Schutzler reached on a fielder's choice; I. Chiles advanced to second; K. Posey advanced to third; L. Horiuchi out at home p to c. T. Huff popped up to 2b. T. Callahan popped up to ss. 0 runs, 2 hits, 0 errors, 3 LOB.

Arizona 6th - Lowe fouled out to c. Arredondo popped up to 1b. Fox struck out swinging. 0 runs, 0 hits, 0 errors, 0 LOB.

Tennessee 6th - S. Doepking popped up to 2b. A. Clay struck out swinging. J. Griffin walked. L. Horiuchi grounded out to 3b. 0 runs, 0 hits, 0 errors, 1 LOB.

Arizona 7th - Leles flied out to cf. Mesa struck out swinging. Banister walked. Duran pinch ran for Banister. Akamine struck out looking. 0 runs, 0 hits, 0 errors, 1 LOB.

Tennessee 7th - Banister to 1b for Duran. K. Posey out at first p to 2b, bunt. I. Chiles struck out looking. L. Schutzler singled to right center. T. Huff walked; L. Schutzler advanced to second. T. Callahan flied out to lf. 0 runs, 1 hit, 0 errors, 2 LOB.

Arizona 8th - E. Webb to lf for I. Chiles. Balko fouled out to c. Acton grounded out to 3b. Lowe struck out swinging. 0 runs, 0 hits, 0 errors, 0 LOB.

Tennessee 8th - S. Doepking singled to right field. N. Kajitani pinch ran for S. Doepking. A. Clay fouled out to c. J. Griffin struck out looking. L. Horiuchi grounded out to c. 0 runs, 1 hit, 0 errors, 1 LOB.

Arizona 9th - S. Doepking to c for N. Kajitani. Arredondo popped up to 3b. Fox singled to shortstop. Leles reached on a fielder's choice; Fox out at second 3b to 2b. Mesa popped up to 2b. 0 runs, 1 hit, 0 errors, 1 LOB.

Tennessee 9th - K. Posey singled through the right side. I. Chiles to lf for E. Webb. K. Posey stole second. I. Chiles struck out swinging. L. Schutzler intentionally walked. T. Huff lined out to cf. T. Callahan struck out looking. 0 runs, 1 hit, 0 errors, 2 LOB.

Arizona 10th - Banister singled to left field. Akamine out at first 3b to 2b, SAC, bunt; Banister advanced to second. Rodriguez pinch ran for Banister. Balko reached on a fielding error by 2b, SAC, bunt; Rodriguez advanced to third. Acton reached on a fielder's choice, RBI; Balko advanced to second; Rodriguez scored. Lowe out at first 1b to 2b, SAC, bunt; Acton advanced to second; Balko advanced to third. Arredondo flied out to lf. 1 run, 1 hit, 1 error, 2 LOB.

Tennessee 10th - Roth to 1b for Rodriguez. S. Doepking struck out swinging. A. Clay reached on a throwing error by ss. A. Manuma pinch hit for J. Griffin. A. Manuma struck out swinging. L. Horiuchi reached on a fielder's choice; A. Clay out at second 2b unassisted. 0 runs, 0 hits, 1 error, 1 LOB.

The Automated ScoreBook
Tennessee vs Arizona
Jun 06, 2007 at Oklahoma City, OK (Hall of Fame Stadium)

Tennessee 0 (63-8)

Player	ab	r	h	rbi	bb	so	po	a	lob
I. Chiles lf	4	0	1	0	0	0	0	0	0
E. Webb lf	0	0	0	0	0	0	0	0	0
N. Kajitani rf	3	0	0	0	0	1	0	0	0
D. Pieroni ph	1	0	0	0	0	1	0	0	3
L. Schutzler cf	4	0	1	0	0	2	0	0	0
T. Callahan 3b	3	0	1	0	1	2	0	3	0
T. Huff 1b	3	0	0	0	1	3	5	0	5
S. Doepking c	2	0	1	0	2	0	7	0	1
C. Ryan pr	0	0	0	0	0	0	0	0	0
A. Clay dh	3	0	1	0	0	1	0	0	0
L. Horiuchi ss	2	0	0	0	0	1	4	1	2
K. Posey 2b	2	0	2	0	0	0	2	0	0
A. Manuma pr	1	0	0	0	0	0	0	0	1
M. Abbott p	0	0	0	0	0	0	0	1	0
Totals	28	0	7	0	4	11	18	5	12

Arizona 5 (50-14-1)

Player	ab	r	h	rbi	bb	so	po	a	lob
Lowe cf	4	1	4	0	0	0	1	0	0
Arredondo lf	2	1	1	0	1	0	1	0	0
Fox ss	2	1	1	0	2	0	2	1	0
Leles 3b	3	0	1	2	1	1	0	2	2
Malina pr	0	1	0	0	0	0	0	0	0
Mesa 2b	3	1	2	3	0	0	1	0	2
Banister 1b	3	0	0	0	0	1	5	0	3
Akamine dh	3	0	0	0	0	2	0	0	0
Balko c	3	0	1	0	0	1	11	0	0
Acton rf	3	0	0	0	0	2	0	0	1
Mowatt p	0	0	0	0	0	0	0	1	0
Totals	26	5	10	5	4	7	21	4	8

Score by Innings	1	2	3	4	5	6	7	R	H	E
Tennessee	0	0	0	0	0	0	0	**0**	7	**1**
Arizona	0	0	0	0	5	0	X	**5**	**10**	**1**

E - N. Kajitani(3); Fox(8). LOB - Tennessee 12; Arizona 8. 2B - Balko(3). HR - Mesa(9). SH - L. Horiuchi(7); Arredondo(11). SB - K. Posey(29).

Tennessee	ip	h	r	er	bb	so	ab	bf
M. Abbott	6.0	10	5	5	4	7	26	31

Arizona	ip	h	r	er	bb	so	ab	bf
Mowatt	7.0	7	0	0	4	11	28	33

Win - Mowatt (42-12). Loss - M. Abbott (50-5). Save - None.
WP - Mowatt(23).

Umpires - HP: Lori Bish 1B: Bryan Smith 3B: Jerry Bark
Start: 7:08 Time: 2:25 Attendance: 5533
Game notes:
Arizona wins the 2007 NCAA Women's College World Series

The Automated ScoreBook
Tennessee vs Arizona
Jun 06, 2007 at Oklahoma City, OK (Hall of Fame Stadium)

Score by Innings	1	2	3	4	5	6	7	R	H	E
Tennessee	0	0	0	0	0	0	0	0	7	1
Arizona	0	0	0	0	5	0	X	5	10	1

Tennessee starters: 23/lf I. Chiles; 0/rf N. Kajitani; 33/cf L. Schutzler; 35/3b T. Callahan; 52/1b T. Huff; 11/c S. Doepking; 3/dh A. Clay; 1/ss L. Horiuchi; 8/2b K. Posey; 7/p M. Abbott;
Arizona starters: 26/cf Lowe; 7/lf Arredondo; 29/ss Fox; 31/3b Leles; 14/2b Mesa; 33/1b Banister; 3/dh Akamine; 15/c Balko; 4/rf Acton; 9/p Mowatt;

Tennessee 1st - I. Chiles grounded out to p. N. Kajitani grounded out to ss. L. Schutzler struck out looking. 0 runs, 0 hits, 0 errors, 0 LOB.

Arizona 1st - Lowe singled to second base. Arredondo walked; Lowe advanced to second. Fox popped up to ss. Leles struck out swinging. Mesa fouled out to 2b. 0 runs, 1 hit, 0 errors, 2 LOB.

Tennessee 2nd - T. Callahan singled to right field. T. Huff struck out swinging. S. Doepking singled, bunt; T. Callahan advanced to second. A. Clay flied out to cf. L. Horiuchi struck out swinging. 0 runs, 2 hits, 0 errors, 2 LOB.

Arizona 2nd - Banister grounded out to ss. Akamine popped up to ss. Balko doubled to left field. Acton grounded out to p. 0 runs, 1 hit, 0 errors, 1 LOB.

Tennessee 3rd - K. Posey singled to left field. K. Posey stole second. I. Chiles reached on a throwing error by ss. N. Kajitani struck out. L. Schutzler popped up to ss. T. Callahan walked; I. Chiles advanced to second; K. Posey advanced to third. T. Huff struck out looking. 0 runs, 1 hit, 1 error, 3 LOB.

Arizona 3rd - Lowe singled to second base. Arredondo grounded out to 3b, SAC, bunt; Lowe advanced to second. Fox intentionally walked. Leles walked; Fox advanced to second; Lowe advanced to third. Mesa singled to second base; Leles out at second 2b unassisted, interference. Banister struck out looking. 0 runs, 2 hits, 0 errors, 3 LOB.

Tennessee 4th - S. Doepking walked. C. Ryan pinch ran for S. Doepking. A. Clay struck out swinging. L. Horiuchi out at first 3b to 2b, SAC, bunt; C. Ryan advanced to second. A. Manuma pinch ran for K. Posey. A. Manuma grounded out to 1b unassisted. 0 runs, 0 hits, 0 errors, 1 LOB.

Arizona 4th - S. Doepking to c for C. Ryan. K. Posey to 2b for A. Manuma. Akamine struck out swinging. Balko struck out swinging. Acton struck out looking. 0 runs, 0 hits, 0 errors, 0 LOB.

Tennessee 5th - I. Chiles singled to shortstop. N. Kajitani popped up to 1b. L. Schutzler singled through the left side; I. Chiles advanced to second. T. Callahan struck out looking. T. Huff struck out swinging. 0 runs, 2 hits, 0 errors, 2 LOB.

Arizona 5th - E. Webb to lf for I. Chiles. Lowe singled to pitcher. Arredondo singled to right field, advanced to second on a fielding error by rf; Lowe advanced to third. Fox intentionally walked. Leles singled up the middle, 2 RBI; Fox advanced to third; Arredondo scored; Lowe scored. Malina pinch ran for Leles. Mesa homered to right field, 3 RBI; Malina scored; Fox scored. Banister popped up to ss. Akamine struck out swinging. Balko grounded out to 3b. 5 runs, 4 hits, 1 error, 0 LOB.

Tennessee 6th - Leles to 3b for Malina. S. Doepking walked. A. Clay singled to center field; S. Doepking advanced to second. L. Horiuchi flied out to lf. A. Clay advanced to second on a wild pitch; S. Doepking advanced to third on a wild pitch. K. Posey singled to third base. I. Chiles to lf for E. Webb. I. Chiles popped up to ss. D. Pieroni pinch hit for N. Kajitani. D. Pieroni struck out swinging. 0 runs, 2 hits, 0 errors, 3 LOB.

Arizona 6th - N. Kajitani to rf for D. Pieroni. Acton struck out swinging. Lowe singled to shortstop. Arredondo popped up to ss. Fox singled to left field; Lowe advanced to second. Leles grounded out to 3b. 0 runs, 2 hits, 0 errors, 2 LOB.

Tennessee 7th - L. Schutzler struck out swinging. T. Callahan struck out looking. T. Huff walked. S. Doepking grounded out to 3b. 0 runs, 0 hits, 0 errors, 1 LOB.

2008 NCAA

Women's College World Series

1 Florida
Game 1
Noon, May 29
ESPNHD
La.-Lafayette

La.-Lafayette, 3-2 (8 inn.)

5 Texas A&M
Game 2
2 p.m., May 29
ESPNHD
Virginia Tech

Game 5
6 p.m., May 30
ESPN2HD

Texas A&M, 1-0

Texas A&M, 2-1

Florida
Game 7
11 a.m., May 31
ESPNHD
Virginia Tech

Florida, 2-0

Game 9
6 p.m., May 31
ESPNHD

UCLA

Florida, 2-0

3 Alabama
Game 3
6 p.m., May 29
ESPNHD
6 Arizona State

Arizona State, 3-1

7 Arizona
Game 4
8 p.m., May 29
ESPNHD
2 UCLA

Game 6
8 p.m., May 30
ESPN2HD

UCLA, 1-0

Arizona State, 4-0

Alabama
Game 8
1 p.m., May 31
ESPNHD
Arizona

Alabama, 5-1

Game 10
8 p.m., May 31
ESPNHD

La.-Lafayette

Alabama, 3-1

Game 11
Noon, June 1
ESPNHD

Game 12
2 p.m., June 1
ESPNHD

Texas A&M
Game 13
(if necessary)
6 p.m., June 1
ESPN2HD
Florida, 6-1

Texas A&M, 1-0 (9 inn.)

Arizona State, 3-1
Game 14
(if necessary)
8 p.m., June 1
ESPN2HD

Championship Series
Best Two-of-Three

Game 1: ASU 3, T. A&M 0
Game 2: ASU 11, T. A&M 0

Arizona State
Champion

In the first session of the finals, the higher-ranked team is home team. After first-round games, teams shall alternate as home team according to the formula applied by the games committee.

Finals played at Hall of Fame Stadium, Oklahoma City, Oklahoma.

Bracket note:

1. If the winner of Game 9 defeats the winner of Game 5, then Game 13 is necessary.
2. If the winner of Game 10 defeats the winner of Game 6, then Game 14 is necessary.
3. If only one if necessary game is needed, it will be played at 6 p.m.

*Note: The NCAA Division I Softball Committee reserves the right to revise the schedule (i.e., game times) in the event weather conditions and/or media/television commitments require such.

ALL TIMES ARE LOCAL (CENTRAL) TIME

2008 Team Rosters

NCAA Women's College World Series

Alabama

No.	Last Name
00	Dunne
2	Praytor
4	Johnson
5	Smith
6	Holcombe
7	Owens
8	Rogers
10	Montalvo
13	Blewitt
15	Dozier
16	Eubanks
17	Parker
20	Larsen
21	Moore
22	Locke
23	Woods
34	Morgan

Head Coach:
Patrick Murphy

Arizona

No.	Last Name
2	Duran
3	Akamine
4	Acton
6	Malina
7	Arredondo
9	Mowatt
11	Martinez
12	Rodriguez
15	Balko
17	Kemp
19	McNamara
21	Chambers
22	Schutzler
24	Roth
25	Gonzalez
28	Sisk
31	Leles
33	Banister
35	Lastrapes

Head Coach:
Mike Candrea

Interim Head Coach:
Larry Ray

Arizona State

No.	Last Name
2	Carlson
4	Elliott
5	Baca
6	Welty
7	Burkhart
8	Rogers
9	Rice
11	Donnenwirth
12	Mapes
14	Andorfer-Lopez
15	Crabb
16	Nulliner
20	Matta
21	Vasquez
22	Cowles
23	Nesbitt
25	Neuman
33	Miller
36	Urfer
77	Lougheed
99	Muenz

Head Coach:
Clint Myers

Florida

No.	Last Name
2	Bruder
3	Paculba
4	Hines
5	Waleszonia
8	Priebe
10	Enea
12	Bush
13	Harris
15	Johnson
20	Franklin
21	Adkins
23	Ratliff
24	Gardiner
26	Austin
27	Brooks
28	DeFelice
31	Hilberth
32	Brombacher
33	Handy
42	Nelson

Head Coach:
Tim Walton

La.-Lafayette

No.	Last Name
00	Brignac
3	Brodhead
4	Cormier
5	Sigur
6	Bowers
7	Soto
8	Prejean
9	Hubbard
10	Cuevas
12	Orgeron
14	Gaspard
15	Files
16	Verde
18	Hill
19	Trahan
20	Smith
21	Bourgeois
22	Hagle
23	Tankersley
24	Runyan
25	Bridges
27	Dupont
30	Stanford
31	Cormier

Co-Head Coaches:
Michael Lotief
Stefni Lotief

Texas A&M

No.	Last Name
2	Lobpries
4	Schroeder
5	Reynolds
6	Gegen
7	Glasco
8	Tovar
9	Scarborough
10	Spittler
11	Gibson
12	Hinshaw
13	Ridley
14	Morrow
16	Villarreal
22	Kliesing

Head Coach:
Jo Evans

Virginia Tech

No.	Last Name
1	Tincher
2	Ota
3	Mariconda
4	Davis
6	Field
8	Everhart
9	Hoffman
10	Hodge
11	A. Walker
12	Caroline Stolle
14	B. Walker
15	Rhodes
16	Roark
17	Lowry
18	Hall
20	Zitt
24	Harris

Head Coach:
Scot Thomas

UCLA

No.	Last Name
3	DiSalvatore
4	Selden
5	Kerr
7	Camuso
9	Shull
10	Mirabal
11	Herrera
13	Colburn
14	Burney
18	Harrison
20	Baker
21	Murray
23	Crawford
27	J. Schroeder
29	K. Schroeder
31	Langenfeld
44	Peterson
47	Kamekona

Head Coach:
Kelly Inouye-Perez

2008 NCAA Women's College World Series
Batting Leaders (as of Jun 19, 2008)
(All games)

Hitting minimums - 1.0 AB/Game
Pitching minimums - 1 Games

Batting avg

1. Kamekona, Amanda, UCLA.....	.444
2. ALI GARDINER, UF.....	.438
3. Krista Donnenwirth, ASU....	.385
4. Lesley Rogers, ASU.....	.375
5. Rogers, ALA.....	.333

Slugging pct

1. Tankersley, Holly, ULL.....	.889
2. FRANCESCA ENEA, UF.....	.632
3. Kaitlin Cochran, ASU.....	.625
4. Morgan, ALA.....	.615
Krista Donnenwirth, ASU....	.615

On base pct

1. Kaitlin Cochran, ASU.....	.667
2. Leles, Jenae, ARIZ.....	.600
3. Holcombe, ALA.....	.538
4. ALI GARDINER, UF.....	.526
5. Krista Donnenwirth, ASU....	.500

Runs scored

1. Kaitlin Cochran, ASU.....	7
2. Jackie Vasquez, ASU.....	5
3. FRANCESCA ENEA, UF.....	4
4. Rhiannon Baca, ASU.....	3
5. 6 tied at.....	2

Hits

1. ALI GARDINER, UF.....	7
2. FRANCESCA ENEA, UF.....	6
Lesley Rogers, ASU.....	6
4. AJA PACULBA, UF.....	5
Krista Donnenwirth, ASU....	5

Runs batted in

1. Krista Donnenwirth, ASU....	5
2. Jackie Vasquez, ASU.....	4
Morgan, ALA.....	4
FRANCESCA ENEA, UF.....	4
5. 3 tied at.....	3

Doubles

1. Gibson, Megan, TAMU.....	2
MARY RATLIFF, UF.....	2
3. 12 tied at.....	1

Triples

1. Spittler, Kelsey, TAMU.....	1

Home runs

1. Tankersley, Holly, ULL.....	2
FRANCESCA ENEA, UF.....	2
3. 5 tied at.....	1

Total bases

1. FRANCESCA ENEA, UF.....	12
2. Tankersley, Holly, ULL.....	8
Krista Donnenwirth, ASU....	8
ALI GARDINER, UF.....	8
Morgan, ALA.....	8

Walks

1. Kaitlin Cochran, ASU.....	8
2. Holcombe, ALA.....	4
Gibson, Megan, TAMU.....	4
4. 5 tied at.....	3

Hit by pitch

1. Renee Welty, ASU.....	2
Kaitlin Cochran, ASU.....	2
3. 12 tied at.....	1

Sac bunts

1. Gibson, Megan, TAMU.....	2
2. 13 tied at.....	1

Sac flies

1. Praytor, ALA.....	1
Bridges, Gabriele, ULL.....	1
Lobpries, Jami, TAMU.....	1

Stolen bases

1. Rogers, ALA.....	2
Kaitlin Cochran, ASU.....	2
KIM WALESZONIA, UF.....	2
4. 9 tied at.....	1

Total plate appearances

1. Kliesing, Rhiannon, TAMU...	21
Villarreal, Natalie, TAMU..	21
3. 5 tied at.....	19

At bats

1. Villarreal, Natalie, TAMU..	20
2. Kliesing, Rhiannon, TAMU...	19
FRANCESCA ENEA, UF.....	19
4. KIM WALESZONIA, UF.....	18
Hinshaw, Jamie, TAMU.....	18

Steal attempts

1. Rogers, ALA.....	2
LE-NET FRANKLIN, UF.....	2
Kaitlin Cochran, ASU.....	2
KIM WALESZONIA, UF.....	2
5. 11 tied at.....	1

Strikeouts

1. MEGAN BUSH, UF.....	10
2. Woods, ALA.....	8
3. 4 tied at.....	7

Caught stealing

1. Eubanks, ALA.....	1
LE-NET FRANKLIN, UF.....	1
Colburn, Krista, UCLA.....	1
AJA PACULBA, UF.....	1

Grounded into DP

2008 NCAA Women's College World Series
Pitching Leaders (as of Jun 19, 2008)
(All games)

Hitting minimums - 1.0 AB/Game
Pitching minimums - 1 Games

Earned run avg

1. Bourgeois, Donna, ULL.....	0.00
STEPHANIE BROMBACHER, UF...	0.00
Cuevas, Brittany, ULL.....	0.00
4. Katie Burkhart, ASU.....	0.40
5. Selden, Anjelica, UCLA.....	0.74

Opposing bat avg

1. Cuevas, Brittany, ULL.....	.000
2. STEPHANIE BROMBACHER, UF...	.071
3. Katie Burkhart, ASU.....	.126
4. Selden, Anjelica, UCLA.....	.136
5. Dunne, ALA.....	.154

Innings pitched

1. Gibson, Megan, TAMU.....	39.2
2. STACEY NELSON, UF.....	35.2
3. Katie Burkhart, ASU.....	35.0
4. Dunne, ALA.....	20.0
5. Selden, Anjelica, UCLA.....	19.0

Batters struck out

1. Katie Burkhart, ASU.....	54
2. Gibson, Megan, TAMU.....	29
3. Angela Tincher, VT.....	28
4. Selden, Anjelica, UCLA.....	27
5. STACEY NELSON, UF.....	26

Batters SO out looking

1. Katie Burkhart, ASU.....	16
2. Brignac, Ashley, ULL.....	10
3. STACEY NELSON, UF.....	9
4. Dunne, ALA.....	7
5. 2 tied at.....	6

Wins

1. Katie Burkhart, ASU.....	5
2. Gibson, Megan, TAMU.....	3
3. STACEY NELSON, UF.....	2
4. 5 tied at.....	1

Saves

Appearances

1. Gibson, Megan, TAMU.....	6
2. STACEY NELSON, UF.....	5
Katie Burkhart, ASU.....	5
4. Selden, Anjelica, UCLA.....	3
Dunne, ALA.....	3

Games started

1. Gibson, Megan, TAMU.....	6
2. Katie Burkhart, ASU.....	5
STACEY NELSON, UF.....	5
4. Selden, Anjelica, UCLA.....	3
Dunne, ALA.....	3

Games finished

1. STEPHANIE BROMBACHER, UF...	2
2. Cuevas, Brittany, ULL.....	1
Kliesing, Rhiannon, TAMU...	1

Games in relief

1. STEPHANIE BROMBACHER, UF...	2
2. Kliesing, Rhiannon, TAMU...	1
Cuevas, Brittany, ULL.....	1

Sac bunts allowed

1. Dunne, ALA.....	5
2. STACEY NELSON, UF.....	3
3. Gibson, Megan, TAMU.....	2
Selden, Anjelica, UCLA.....	2
5. 3 tied at.....	1

Sac flies allowed

1. Bourgeois, Donna, ULL.....	1
Brignac, Ashley, ULL.....	1
Gibson, Megan, TAMU.....	1

Losses

1. Gibson, Megan, TAMU.....	3
2. 5 tied at.....	2

Runners picked off

1. Holcombe, ALA.....	1

Wild pitches

1. STACEY NELSON, UF.....	1
Bourgeois, Donna, ULL.....	1
Gibson, Megan, TAMU.....	1
Mowatt, Taryne, ARIZ.....	1

Balks

Hit batters

1. Dunne, ALA.....	7
2. Angela Tincher, VT.....	2
Katie Burkhart, ASU.....	2
4. 5 tied at.....	1

Intentional BB allowed

1. Selden, Anjelica, UCLA.....	5
2. Dunne, ALA.....	3
3. STACEY NELSON, UF.....	2
4. Katie Burkhart, ASU.....	1

Hits allowed

1. Cuevas, Brittany, ULL.....	0
2. STEPHANIE BROMBACHER, UF...	1
3. Bourgeois, Donna, ULL.....	4
Kliesing, Rhiannon, TAMU...	4
5. Morgan, ALA.....	5

Runs allowed

1. Cuevas, Brittany, ULL.....	0
STEPHANIE BROMBACHER, UF...	0
3. Morgan, ALA.....	1
4. Kliesing, Rhiannon, TAMU...	2
Katie Burkhart, ASU.....	2

Earned runs allowed

1. Cuevas, Brittany, ULL.....	0
STEPHANIE BROMBACHER, UF...	0
Bourgeois, Donna, ULL.....	0
4. Morgan, ALA.....	1
5. Selden, Anjelica, UCLA.....	2

Walks allowed

1. Cuevas, Brittany, ULL.....	0
Angela Tincher, VT.....	0
3. Morgan, ALA.....	1
STEPHANIE BROMBACHER, UF...	1
Bourgeois, Donna, ULL.....	1

Doubles allowed

1. Cuevas, Brittany, ULL.....	0
Selden, Anjelica, UCLA.....	0
Morgan, ALA.....	0
STEPHANIE BROMBACHER, UF...	0
Bourgeois, Donna, ULL.....	0

<page/>

Triples allowed

1. Cuevas, Brittany, ULL.....	0
Selden, Anjelica, UCLA.....	0
Morgan, ALA.....	0
STEPHANIE BROMBACHER, UF...	0
Bourgeois, Donna, ULL.....	0

Home runs allowed

1. Cuevas, Brittany, ULL.....	0
Selden, Anjelica, UCLA.....	0
Brignac, Ashley, ULL.....	0
STEPHANIE BROMBACHER, UF...	0
Bourgeois, Donna, ULL.....	0

2008 NCAA Women's College World Series
Fielding Leaders (as of Jun 19, 2008)
(All games)

Pitching minimums - 1 Games

Fielding pct

1.	ALI GARDINER, UF	1.000
	Kristen Miller, ASU	1.000
	Glasco, Erin, TAMU	1.000
	KRISTINA HILBERTH, UF	1.000
	Kelsey Hoffman, VT	1.000

Chances

1.	ALI GARDINER, UF	61
2.	Kristen Miller, ASU	59
3.	Kliesing, Rhiannon, TAMU	46
4.	Glasco, Erin, TAMU	35
	Villarreal, Natalie, TAMU	35

Putouts

1.	ALI GARDINER, UF	59
2.	Kristen Miller, ASU	56
3.	Kliesing, Rhiannon, TAMU	44
4.	Glasco, Erin, TAMU	34
5.	KRISTINA HILBERTH, UF	31

Assists

1.	Villarreal, Natalie, TAMU	19
	AJA PACULBA, UF	19
3.	CORRIE BROOKS, UF	18
4.	MEGAN BUSH, UF	14
5.	Morrow, Macie, TAMU	13

Fielding double plays

1.	Kliesing, Rhiannon, TAMU	3
	Villarreal, Natalie, TAMU	3
	ALI GARDINER, UF	3
4.	AJA PACULBA, UF	2
5.	6 tied at	1

Passed balls

1.	Glasco, Erin, TAMU	2
2.	Kelsey Hoffman, VT	1
	Bowers, Lana, ULL	1
	KRISTINA HILBERTH, UF	1

Catchers interference

Steal attempts against

1.	Kelsey Hoffman, VT	4
	Selden, Anjelica, UCLA	4
	Angela Tincher, VT	4
	Schroeder, Jennifer, UCLA	4
5.	3 tied at	3

Stolen bases against

1.	Schroeder, Jennifer, UCLA	4
	Selden, Anjelica, UCLA	4
3.	Glasco, Erin, TAMU	3
	Kristen Miller, ASU	3
	Katie Burkhart, ASU	3

Caught stealing by

1.	Kelsey Hoffman, VT	2
	Angela Tincher, VT	2
3.	4 tied at	1

Errors

1.	Selden, Anjelica, UCLA	2
2.	22 tied at	1

2008 NCAA Women's College World Series

Overall Statistics (as of Jun 19, 2008)

(All games Sorted by Batting avg)

Team	AVG	G	AB	R	H	2B	3B	HR	RBI	TB	SLG%	BB	HBP	SO	GDP	OB%	SF	SH	SB-ATT	PO	A	E	FLD%
Florida.....	.228	5	145	12	33	5	0	2	10	44	.303	12	2	52	0	.296	0	1	5-7	120	65	4	.979
Arizona State.....	.222	5	117	24	26	2	0	4	21	40	.342	20	6	31	0	.364	0	6	3-3	105	18	2	.984
La.-Lafayette.....	.217	3	83	5	18	2	0	2	5	26	.313	4	0	16	0	.250	1	0	1-1	63	13	4	.950
Alabama.....	.196	4	97	10	19	4	0	1	8	26	.268	16	2	37	0	.319	1	1	4-5	81	32	1	.991
UCLA.....	.153	3	72	1	11	0	0	0	1	11	.153	3	1	18	0	.197	0	2	0-1	57	12	5	.932
Texas A&M.....	.148	6	149	5	22	3	1	0	4	27	.181	10	3	47	0	.215	1	3	2-2	129	53	5	.973
Arizona.....	.143	2	49	1	7	0	0	0	1	7	.143	4	2	14	0	.236	0	2	0-0	39	5	2	.957
Virginia Tech.....	.127	2	55	0	7	0	0	0	0	7	.127	3	0	16	0	.172	0	0	0-0	45	9	1	.982
Totals.....	.186		767		143		1		50		.245		16		0		3		15-19		207		.972
		30		58		16		9		188		72		231		.269		15		639		24	

(All games Sorted by Earned run avg)

Team	ERA	W-L	G	CG	SHO/CBO	SV	IP	H	R	ER	BB	SO	2B	3B	HR	AB	B/Avg	WP	HBP	BK	SFA	SHA
Arizona State.....	0.40	5-0	5	5	3/0	0	35.0	15	2	2	9	54	5	0	0	119	.126	0	2	0	0	1
UCLA.....	0.74	1-2	3	3	1/0	0	19.0	9	6	2	9	27	0	0	0	66	.136	0	1	0	0	2
Florida.....	0.88	3-2	5	3	2/0	0	40.0	25	5	5	13	29	2	1	1	141	.177	1	0	0	0	3
Virginia Tech.....	0.93	0-2	2	2	0/0	0	15.0	10	3	2	0	28	1	0	0	52	.192	0	2	0	0	1
La.-Lafayette.....	1.00	1-2	3	2	0/0	0	21.0	15	7	3	7	26	2	0	0	79	.190	1	2	0	2	0
Alabama.....	1.81	2-2	4	4	0/0	0	27.0	15	8	7	12	24	2	0	2	91	.165	0	7	0	0	5
Arizona.....	2.69	0-2	2	2	0/0	0	13.0	12	6	5	9	13	2	0	1	50	.240	1	1	0	0	1
Texas A&M.....	2.77	3-3	6	5	2/0	0	43.0	42	21	17	13	30	2	0	5	169	.249	1	1	0	1	2
Totals.....	1.41		30		8/0		213.0		58		72		16		9		.186		16		3	
		15-15		26		0		143		43		231		1		767		4		0		15

PB - Aggies 2, Hokies 1, Gators 1, Ragin Cajuns 1. Pickoffs - Alabam 1.

(All games Sorted by Fielding pct)

Team	C	PO	A	E	FLD%	DPs	SBA	CSB	SBA%	PB	CI
Alabama.....	114	81	32	1	.991	1	0	0	---	0	0
Arizona State.....	125	105	18	2	.984	0	3	0	1.000	0	0
Virginia Tech.....	55	45	9	1	.982	0	2	2	.500	1	0
Florida.....	189	120	65	4	.979	3	0	1	.000	1	0
Texas A&M.....	187	129	53	5	.973	3	3	0	1.000	2	0
Arizona.....	46	39	5	2	.957	0	0	1	.000	0	0
La.-Lafayette.....	80	63	13	4	.950	0	3	0	1.000	1	0
UCLA.....	74	57	12	5	.932	0	4	0	1.000	0	0
Totals.....	870		207		.972		15		.789		0
		639		24		7		4		5	

2008 NCAA Women's College World Series
#5 Texas A&M vs #6 Arizona State
Jun 02, 2008 at Oklahoma City, Okla (ASA Hall of Fame)

Texas A&M 0 (57-9)

Player	ab	r	h	rbi	bb	so	po	a	lob
Kliesing, Rhiannon 1b	3	0	0	0	0	2	11	1	0
Villarreal, Natalie 2b	3	0	0	0	0	2	4	2	0
Gibson, Megan p	3	0	1	0	0	1	0	1	0
Hinshaw, Jamie 3b	3	0	0	0	0	1	0	3	0
Ridley, Holly rf	3	0	0	0	0	1	0	0	1
Lobpries, Jami cf	3	0	1	0	0	0	0	0	0
Glasco, Erin c	1	0	0	0	0	0	1	0	1
Tovar, Andrea pr	0	0	0	0	0	0	0	0	0
Morrow, Macie ss	2	0	0	0	0	2	2	4	0
Spittler, Kelsey lf	2	0	0	0	0	2	0	0	1
Totals	23	0	2	0	0	11	18	11	3

Arizona State 3 (65-5)

Player	ab	r	h	rbi	bb	so	po	a	lob
Kaitlin Cochran cf	4	1	1	0	0	0	3	0	2
Jackie Vasquez rf/lf	2	1	0	0	1	1	1	0	0
Krista Donnenwirth 3b	3	1	3	3	0	0	2	0	0
Clarissa Andorfer-Lo pr	0	0	0	0	0	0	0	0	0
Lesley Rogers lf/dp	3	0	1	0	0	0	0	0	0
Michelle Nulliner dp	1	0	0	0	2	0	0	0	2
Caylyn Carlson rf	0	0	0	0	0	0	0	0	0
Mindy Cowles 2b	2	0	0	0	0	0	0	1	2
Kristen Miller c	3	0	0	0	0	0	11	1	0
Mandy Urfer 1b	1	0	1	0	0	0	2	0	0
Katie Crabb ph/1b	2	0	0	0	0	0	2	0	1
Rhiannon Baca ss	3	0	1	0	0	0	0	0	0
Katie Burkhart p	0	0	0	0	0	0	0	0	0
Totals	24	3	7	3	3	1	21	2	7

Score by Innings	1	2	3	4	5	6	7	R	H	E
Texas A&M	0	0	0	0	0	0	0	**0**	**2**	**0**
Arizona State	1	0	1	0	1	0	X	**3**	**7**	**0**

LOB - Aggies 3; Sun Devils 7. 2B - Gibson(16); Lobpries(9). HR - Donnenwirth(15). HBP - Glasco. SH - Cowles(7).
SB - Cochran(11).

Texas A&M	ip	h	r	er	bb	so	ab	bf	np
Gibson, Megan	6.0	7	3	3	3	1	24	28	106

Arizona State	ip	h	r	er	bb	so	ab	bf	np
Katie Burkhart	7.0	2	0	0	0	11	23	24	110

Win - Burkhart (40-5). Loss - Gibson (41-3). Save - None.
WP - Gibson(7). HBP - by Burkhart (Glasco). Inherited runners/scored: None. Pitches/strikes: Gibson 106/70;
Burkhart 110/77.

Umpires - HP: Linda Hoover 1B: Tom Topping 3B: Susie Benzel
Start: 7:07 Time: 2:02 Attendance: 7062

2008 NCAA Women's College World Series
#5 Texas A&M vs #6 Arizona State
Jun 02, 2008 at Oklahoma City, Okla (ASA Hall of Fame)

Score by Innings	1	2	3	4	5	6	7	R	H	E
Texas A&M	0	0	0	0	0	0	0	**0**	**2**	**0**
Arizona State	1	0	1	0	1	0	X	**3**	**7**	**0**

Texas A&M starters: 22/1b Kliesing; 16/2b Villarreal; 11/p Gibson; 12/3b Hinshaw; 13/rf Ridley; 2/cf Lobpries; 7/c Glasco; 14/ss Morrow; 10/lf Spittler;
Arizona State starters: 16/cf Cochran; 21/rf Vasquez; 11/3b Donnenwirth; 8/lf Rogers; 18/dp Nulliner; 22/2b Cowles; 33/c Miller; 36/1b Urfer; 5/ss Baca; 7/p Burkhart;

Texas A&M 1st - Kliesing struck out swinging (3-2 BKBKBK). Villarreal grounded out to 1b unassisted (1-2 BFK). Gibson popped up to 3b (2-1 BBK). 0 runs, 0 hits, 0 errors, 0 LOB.

Arizona State 1st - Cochran grounded out to 1b unassisted (0-2 FF). Vasquez walked (3-2 BBKBKB). Vasquez advanced to second on a wild pitch. Donnenwirth singled to right field, RBI (2-2 KBFB); Vasquez scored. Rogers reached on a fielder's choice (2-2 KKBFB); Donnenwirth out at second ss to 2b. Nulliner walked (3-2 BBFFFFFBB); Rogers advanced to second. Cowles grounded out to 3b (1-2 FFFB). 1 run, 1 hit, 0 errors, 2 LOB.

Texas A&M 2nd - Hinshaw struck out looking (3-2 KKBBBFFFFFK). Ridley struck out swinging (2-2 BBKKK). Lobpries doubled down the lf line (1-1 KB). Glasco flied out to cf (1-2 FBF). 0 runs, 1 hit, 0 errors, 1 LOB.

Arizona State 2nd - Miller out at first 1b to 2b (2-2 FFBBFF). Crabb pinch hit for Urfer. Crabb fouled out to 1b (0-1 F). Baca grounded out to ss (1-2 FFBF). 0 runs, 0 hits, 0 errors, 0 LOB.

Texas A&M 3rd - Crabb to 1b. Morrow struck out swinging, out at first c to 1b (0-2 KKK). Spittler struck out swinging (1-2 KKBK). Kliesing struck out swinging (2-2 BFKBK). 0 runs, 0 hits, 0 errors, 0 LOB.

Arizona State 3rd - Cochran grounded out to 2b (0-2 KK). Vasquez popped up to ss (1-1 FB). Donnenwirth homered down the lf line, RBI (1-0 B). Rogers out at first 3b to 2b (0-0). 1 run, 1 hit, 0 errors, 0 LOB.

Texas A&M 4th - Villarreal struck out looking (0-2 KFK). Gibson doubled to left field (2-2 KBKB). Hinshaw fouled out to 3b (0-1 F). Ridley grounded out to 1b unassisted (0-0). 0 runs, 1 hit, 0 errors, 1 LOB.

Arizona State 4th - Nulliner walked (3-2 FBBBKB). Cowles out at first p to 2b, SAC, bunt (0-0); Nulliner advanced to second. Miller popped up to 1b (1-1 BF). Crabb grounded out to ss (1-0 B). 0 runs, 0 hits, 0 errors, 1 LOB.

Texas A&M 5th - Urfer to 1b for Crabb. Lobpries fouled out to c (1-2 FBF). Glasco hit by pitch (1-2 KKB). Tovar pinch ran for Glasco. Morrow struck out looking (1-2 KKBK). Spittler struck out swinging (2-2 KBKBK). 0 runs, 0 hits, 0 errors, 1 LOB.

Arizona State 5th - Glasco to c for Tovar. Baca popped up to ss (2-1 BBK). Cochran singled to left field (0-0). Vasquez struck out looking (0-2 FFFK). Cochran stole second. Donnenwirth singled to right field, RBI (2-1 BBK); Cochran scored. Rogers singled to pitcher (0-2 KK); Donnenwirth advanced to second. Andorfer-Lop pinch ran for Donnenwirth. Nulliner grounded out to ss (0-2 FK). 1 run, 3 hits, 0 errors, 2 LOB.

Texas A&M 6th - Donnenwirth to 3b for Andorfer-Lop. Kliesing grounded out to 2b (1-2 BKFF). Villarreal struck out swinging (1-2 BKKK). Gibson struck out looking (3-2 BKKBFFBFFFFFFK). 0 runs, 0 hits, 0 errors, 0 LOB.

Arizona State 6th - Cowles grounded out to 2b (2-1 BBK). Miller grounded out to 3b (1-0 B). Urfer singled to shortstop (2-2 BKBF). Baca singled to right field (2-2 BBKF); Urfer advanced to second. Cochran grounded out to 1b unassisted (1-0 B). 0 runs, 2 hits, 0 errors, 2 LOB.

Texas A&M 7th - Vasquez to lf. Rogers to dp. Carlson to rf for Nulliner. Hinshaw flied out to cf (2-1 BKB). Ridley fouled out to lf (1-1 BF). Lobpries flied out to cf (2-1 KBB). 0 runs, 0 hits, 0 errors, 0 LOB.

2008 NCAA Women's College World Series
#6 Arizona State at #5 Texas A&M
Jun 03, 2008 at Oklahoma City, Okla. (ASA/Hall of Fame)

Arizona State 11 (66-5)

Player	ab	r	h	rbi	bb	so	po	a	lob
Kaitlin Cochran cf	2	2	1	3	2	0	1	0	0
Jackie Vasquez rf/lf	4	1	2	1	0	0	1	0	0
Krista Donnenwirth 3b	4	0	1	1	0	0	1	0	1
Clarissa Andorfer-Lo pr	0	1	0	0	0	0	0	0	0
Lesley Rogers lf/dp	3	1	1	1	1	0	0	0	0
Michelle Nulliner dp	2	0	0	0	0	1	0	0	0
Caylyn Carlson ph/rf	2	1	1	2	0	1	0	0	0
Mindy Cowles 2b	4	1	1	3	0	0	0	0	0
Kristen Miller c	4	0	0	0	0	1	13	1	2
Mandy Urfer 1b	2	1	0	0	0	1	4	0	0
Jessica Mapes ph	1	1	1	0	0	0	0	0	0
Brooke Neuman ph	1	0	0	0	0	1	0	0	0
Katie Crabb 1b	0	0	0	0	0	0	0	0	0
Rhiannon Baca ss	2	2	2	0	0	0	1	1	0
Katie Burkhart p	0	0	0	0	0	0	0	2	0
Totals	31	11	10	11	3	5	21	4	3

Texas A&M 0 (57-10)

Player	ab	r	h	rbi	bb	so	po	a	lob
Kliesing, Rhiannon 1b	3	0	0	0	0	1	7	0	0
Villarreal, Natalie 2b	3	0	1	0	0	2	3	3	0
Gibson, Megan p	2	0	1	0	1	0	0	2	0
Lobpries, Jami cf	3	0	0	0	0	2	2	1	1
Glasco, Erin c	2	0	0	0	0	1	5	1	0
Schroeder, Bailey ph	1	0	1	0	0	0	0	0	0
Hinshaw, Jamie 3b	2	0	1	0	0	1	1	2	2
Gegen, Mandy ph	1	0	0	0	0	1	0	0	0
Ridley, Holly rf	2	0	0	0	0	2	1	0	1
Reynolds, Alex ph	1	0	0	0	0	0	0	0	0
Morrow, Macie ss	2	0	0	0	0	2	0	2	0
Tovar, Andrea ph	1	0	0	0	0	1	0	0	1
Spittler, Kelsey lf	2	0	0	0	0	0	2	0	0
Totals	25	0	4	0	1	13	21	11	5

Score by Innings	1	2	3	4	5	6	7	R	H	E
Arizona State	0	0	1	0	3	0	7	**11**	**10**	**0**
Texas A&M	0	0	0	0	0	0	0	**0**	**4**	**2**

E - Kliesing(3); Hinshaw(7). LOB - Sun Devils 3; Aggies 5. 2B - Gibson(17). HR - Cochran(14); Cowles(18). SH - Baca(10). SB - Gibson(12).

Arizona State	ip	h	r	er	bb	so	ab	bf	np
Katie Burkhart	7.0	4	0	0	1	13	25	26	108

Texas A&M	ip	h	r	er	bb	so	ab	bf	np
Gibson, Megan	7.0	10	11	10	3	5	31	35	126

Win - Burkhart (41-5). Loss - Gibson (41-4). Save - None.
Inherited runners/scored: None. Pitches/strikes: Burkhart 108/67; Gibson 126/83.

Umpires - HP: Keith Kearney 1B: Mike Bartling 3B: Willie Newman
Start: 7:08 PM Time: 2:18 Attendance: 6619

2008 NCAA Women's College World Series
#6 Arizona State at #5 Texas A&M
Jun 03, 2008 at Oklahoma City, Okla. (ASA/Hall of Fame)

Score by Innings	1	2	3	4	5	6	7	R	H	E
Arizona State	0	0	1	0	3	0	7	11	10	0
Texas A&M	0	0	0	0	0	0	0	0	4	2

Arizona State starters: 16/cf Cochran; 21/rf Vasquez; 11/3b Donnenwirth; 8/lf Rogers; 18/dp Nulliner; 22/2b Cowles; 33/c Miller; 36/1b Urfer; 5/ss Baca; 7/p Burkhart;
Texas A&M starters: 22/1b Kliesing; 16/2b Villarreal; 11/p Gibson; 2/cf Lobpries; 7/c Glasco; 12/3b Hinshaw; 13/rf Ridley; 14/ss Morrow; 10/lf Spittler;

Arizona State 1st - Cochran flied out to lf (0-0). Vasquez grounded out to p (0-1 F). Donnenwirth grounded out to ss (1-1 BS). 0 runs, 0 hits, 0 errors, 0 LOB.

Texas A&M 1st - Kliesing grounded out to p (1-1 BS). Villarreal struck out (1-2 SFBS). Gibson grounded out to ss (2-1 FBB). 0 runs, 0 hits, 0 errors, 0 LOB.

Arizona State 2nd - Rogers walked (3-2 KSBBBB). Nulliner struck out (2-2 SBBFS). Cowles flied out to lf (0-1 F). Miller flied out to cf (2-2 KFBFB). 0 runs, 0 hits, 0 errors, 1 LOB.

Texas A&M 2nd - Lobpries struck out looking (3-2 BFBKBK). Glasco struck out (0-2 KKK). Hinshaw singled to right field. Ridley struck out (1-2 BKKFS). 0 runs, 1 hit, 0 errors, 1 LOB.

Arizona State 3rd - Mapes pinch hit for Urfer. Mapes singled down the lf line (2-1 BBK). Baca out at first 3b to 2b, SAC, bunt (1-0 B); Mapes advanced to second. Cochran walked (3-2 KBBBFB). Vasquez singled to left center, advanced to second on the throw, RBI (1-2 KSFFB); Cochran advanced to second, out at third cf to c to 3b; Mapes scored. Donnenwirth grounded out to 2b (0-0). 1 run, 2 hits, 0 errors, 1 LOB.

Texas A&M 3rd - Urfer to 1b for Mapes. Morrow struck out (2-2 KFBFBFFS). Spittler grounded out to c unassisted (0-0). Kliesing struck out (2-2 FBBFS). 0 runs, 0 hits, 0 errors, 0 LOB.

Arizona State 4th - Rogers grounded out to 2b (1-2 KKB). Nulliner reached on an error by 1b, assist by p (0-0). Cowles reached on a fielder's choice (1-2 FFB); Nulliner out at second ss to 2b. Miller grounded out to 2b (1-2 BFK). 0 runs, 0 hits, 1 error, 1 LOB.

Texas A&M 4th - Villarreal singled to right field (2-0 BB). Gibson walked (3-2 KBBFBB); Villarreal advanced to second. Lobpries popped up to ss (0-0). Glasco grounded out to p (1-1 BS); Gibson advanced to second; Villarreal advanced to third. Hinshaw struck out (3-2 FFFBBBFFS). 0 runs, 1 hit, 0 errors, 2 LOB.

Arizona State 5th - Urfer reached on a fielding error by 3b (1-2 SFB). Baca singled through the left side (1-0 B); Urfer advanced to second. Cochran homered to left field, 3 RBI (1-0 B); Baca scored; Urfer scored, unearned. Vasquez popped up to 2b (0-0). Donnenwirth grounded out to 1b unassisted (1-2 BKF). Rogers flied out to cf (2-2 KBBKFF). 3 runs, 2 hits, 1 error, 0 LOB.

Texas A&M 5th - Ridley struck out, out at first c to 1b (1-2 SKBK). Morrow struck out looking (3-2 SBBFBK). Spittler flied out to cf (1-1 BF). 0 runs, 0 hits, 0 errors, 0 LOB.

Arizona State 6th - Carlson pinch hit for Nulliner. Carlson struck out looking (3-2 BBKKFBK). Cowles flied out to rf (0-2 KS). Miller grounded out to 3b (0-0). 0 runs, 0 hits, 0 errors, 0 LOB.

Texas A&M 6th - Vasquez to lf. Rogers to dp. Carlson to rf. Kliesing flied out to lf (2-1 BKB). Villarreal struck out (2-2 BBSKK). Gibson doubled down the lf line (1-1 BF). Gibson stole third. Lobpries struck out (2-2 BKFBS). 0 runs, 1 hit, 0 errors, 1 LOB.

Arizona State 7th - Urfer struck out looking (0-2 SKFK). Baca singled to right field (0-0). Cochran walked (3-1 BBBKB); Baca advanced to second. Vasquez singled to center field (1-1 SB); Cochran advanced to second; Baca advanced to third. Donnenwirth singled to left field, RBI (1-2 FBK); Vasquez advanced to second; Cochran advanced to third; Baca scored. Andorfer-Lop pinch ran for Donnenwirth. Rogers singled to pitcher, RBI (1-1 BK); Andorfer-Lop advanced to second; Vasquez advanced to third; Cochran scored. Carlson singled up the middle, 2 RBI (1-2 SFB); Rogers advanced to second; Andorfer-Lop scored; Vasquez scored. Cowles homered to left field, 3 RBI (3-1 BFBB); Carlson scored; Rogers scored. Miller struck out (0-2 SSS). Neuman pinch hit for Urfer. Neuman struck out (3-2 BSBBKS). 7 runs, 6 hits, 0 errors, 0 LOB.

Texas A&M 7th - Donnenwirth to 3b for Andorfer-Lop. Crabb to 1b for Neuman. Schroeder pinch hit for Glasco. Schroeder singled down the rf line (3-2 BFKBB). Gegen pinch hit for Hinshaw. Gegen struck out looking (2-2 BKKBK). Reynolds pinch hit for Ridley. Reynolds fouled out to 3b (1-0 B). Tovar pinch hit for Morrow. Tovar struck out (1-2 SSBS). 0 runs, 1 hit, 0 errors, 1 LOB.

2009 NCAA

Women's College World Series

3 Washington*
Game 1
May 28, Noon
ESPNHD/E360
6 Georgia

Washington*, 3-1

Game 5
May 29, 6 p.m.
ESPN2HD/E360

Missouri
Game 2
May 28, 2 p.m.
ESPNHD/E360
10 Arizona St.*

Arizona St., 7-3

Washington, 1-0 (8 inn.)

Game 11
May 31, Noon
ESPNHD/E360

Washington*
Game 13
(if necessary)
May 31, 6 p.m.
ESPN2HD/E360
Georgia, 9-8 (9 inn.)

Washington, 9-3

Georgia*
Game 7
May 30, 11 a.m.
ESPNHD/E360
Missouri

Georgia*, 5-2

Game 9
May 30, 6 p.m.
ESPNHD/E360

Georgia*, 7-5

Michigan

Washington
Championship Series
Best Two-of-Three

Game 1: Washington, 8-0
Game 2: Washington, 3-2

Washington
Champion

4 Alabama*
Game 3
May 28, 6 p.m.
ESPNHD/E360
5 Michigan

Michigan*, 6-1

Game 6
May 29, 8 p.m.
ESPN2HD/E360

9 Arizona
Game 4
May 28, 8 p.m.
ESPNHD/E360
1 Florida*

Florida, 3-0

Florida*, 1-0

Florida

Florida, 6-5
Game 14
(if necessary)
May 31, 8 p.m.
ESPN2HD/E360

Game 12
May 31, 2 p.m.
ESPNHD/E360

Alabama
Game 8
May 30, 1 p.m.
ESPNHD/E360
Arizona*

Alabama*, 14-0 (5 inn.)

Game 10
May 30, 8 p.m.
ESPNHD/E360

Alabama, 6-2

Arizona St.

In the first session of the finals, the higher-ranked team is home team. After first-round games, teams shall alternate as home team according to the formula applied by the games committee.

* Denotes home team

Finals played at ASA Hall of Fame Stadium, Oklahoma City, Oklahoma.

Bracket note:

1. If the winner of Game 9 defeats the winner of Game 5, then Game 13 is necessary.
2. If the winner of Game 10 defeats the winner of Game 6, then Game 14 is necessary.
3. If only one if necessary game is needed, it will be played at 6 p.m.

*Note: The NCAA Division I Softball Committee reserves the right to revise the schedule (i.e. game times) in the event weather conditions and/or media/television commitments require such.

ALL TIMES ARE LOCAL (CENTRAL) TIME

"CONSULT WWW.NCAA.COM/BROADCAST UNDER 'TV SCHEDULE' FOR ESPNHD & ESPN2HD LISTINGS AND GAME TIMES"

2009 TEAM ROSTERS

Alabama

No.	Name
00	Kelsi Dunne
2	Jazlyn Lunceford
5	Jessica Smith
6	Ashley Holcombe
7	Jennifer Fenton
8	Brittany Rogers
10	Kelley Montalvo
12	Kendall Dawson
13	Alex Blewitt
15	Catherine Dozier
16	Kellie Eubanks
17	Lauren Parker
18	Cassandra Reilly-Boccia
20	Whitney Larsen
22	Amanda Locke
24	Olivia Gibson
26	Lisa Elizondo
34	Charlotte Morgan

Head Coach:
Patrick Murphy

Arizona

No.	Name
3	Sarah Akamine
5	Kristen Arriola
6	Jill Malina
7	K'Lee Arredondo
11	Jennifer Martinez
15	Karissa Buchanan
17	Victoria Kemp
20	Ashley Ralston-Alvarez
21	Stacie Chambers
22	Lauren Schutzler
24	Laine Roth
25	Corinna Gonzalez
28	Lindsey Sisk
29	Mandy Monge
31	Jenae Leles
33	Sam Banister
35	Brittany Lastrapes
42	Alicia Banks
90	Lini Koria

Head Coach:
Mike Candrea

Arizona State

No.	Name
00	Jessie Ware
2	Caylyn Carlson
4	Megan Elliott
5	Christina Zambrana
6	Renee Welty
8	Lesley Rogers
9	Sarah Rice
10	Hillary Bach
11	Krista Donnenwirth
12	Jessica Mapes
14	Clarissa Andorfer-Lopez
15	Katie Crabb
16	Kaitlin Cochran
17	Katelyn Boyd
18	Michelle Nulliner
22	Talo Haro
23	Lexi Anderson
24	Aurora Pangallo
25	Brooke Neuman
26	Nikole Afusia
27	Kaylyn Castillo
36	Mandy Urfer
63	Megan Ellsworth
77	Dani Rae Lougheed
88	Annie Lockwood
99	Ashley Muenz

Head Coach:
Clint Myers

Florida

No.	Name
2	Kelsey Bruder
3	Aja Paculba
4	Danyell Hines
5	Kim Waleszonia
7	Lauren Heil
8	Kristine Priebe
9	Alicia Sisco
10	Francesca Enea
12	Megan Bush
13	Shaunice Harris
15	Brooke Johnson
16	Michelle Moultrie
20	Le-Net Franklin
24	Ali Gardiner
26	Ami Austin
27	Corrie Brooks
28	Tiffany DeFelice
31	Kristina Hilberth
32	Stephanie Brombacher
42	Stacey Nelson

Head Coach:
Tim Walton

Georgia

No.	Name
2	Emily Herren
3	Maya Branch
5	Sarah McCloud
6	Taylor Schlopy
7	Christina Reed
8	Brianna Hesson
10	Ashley Pauly
11	Brittney Hubbard
12	Jennie Auger
17	Whitney Owens
18	Lasaira Daniels
20	Tess Echols
21	Jennifer Elmore
22	Kristin Schnake
23	Kristyn Sandberg
25	Megan Wiggins
27	Erin Arevalo
34	Tori Moody
35	Alisa Goler
63	Christie Hamilton

Head Coach:
Lu Harris-Champer

Michigan

No.	Name
1	Megan Gregory
2	Molly Bausher
3	Amanda Chidester
4	Kristin Larsen
5	Bree Evans
7	Jordan Taylor
8	Teddi Ewing
10	Alycia Ryan
11	Lauren Taylor
12	Stephanie Kirkpatrick
15	Maggie Viefhaus
16	Brooke Ward
19	Nicole Guska
22	Angela Findlay
23	Dorian Shaw
24	Roya St. Clair
25	Marley Powers
44	Nikki Nemitz

Head Coach:
Carol Hutchins

Missouri

No.	Name
1	Andee Allen
2	Lisa Simmons
3	Rhea Taylor
4	Gina Schneider
5	Michaela Vock
6	Jaydee Young
7	Stacy Delaney
8	Meredith Nash
9	Jana Hainey
10	Abby Vock
11	Katy Koontz
15	Katie Milles
16	Megan Christopher
17	Kathryn Poet
18	Chelsea Thomas
19	Shana White
20	Julie Silver
21	Marla Schweisberger
23	Micaela Minner
28	Kristin Nottelmann
30	Ashley Fleming
32	Lindsey Ubrun

Head Coach:
Ehren Earleywine

Washington

No.	Name
1	Dani Stuart
2	Marnie Koziol
3	Niki Williams
4	Kimi Pohlman
5	Amanda Fleischman
6	Taylor Smith
7	Jenn Salling
10	Jessica Ventoza
11	Ashley Charters
12	Alicia Blake
14	Jenna Clifton
15	Danielle Lawrie
18	Morgan Stuart
19	Ashley Tuiasosopo
20	Bailey Stenson
21	Lauren Greer
22	Alyson McWherter
25	Ashlyn Watson
44	Felecia Harris

Head Coach:
Heather Tarr

Women's College World Series
Batting Leaders (as of Oct 29, 2009)
(All games)

Hitting minimums - 1.0 AB/Game
Pitching minimums - 1 Games

Batting avg

1.	Schweisberge-MIZZ09	.600
2.	Haro-ASU09	.500
	Ewing-MICH09	.500
	Fenton-ALA09	.500
5.	Charters-WASH09	.476

Slugging pct

1.	Schweisberge-MIZZ09	1.200
2.	Williams-WASH09	.867
3.	M. Stuart-WASH09	.810
4.	Charters-WASH09	.762
5.	Crabb-ASU09	.750

On base pct

1.	Schweisberge-MIZZ09	.667
2.	Charters-WASH09	.560
3.	Ewing-MICH09	.556
4.	Goler-UGA09	.529
5.	M. Stuart-WASH09	.500

Runs scored

1.	Pohlman-WASH09	6
2.	Charters-WASH09	5
	Schlopy-UGA09	5
4.	5 tied at.....	4

Hits

1.	M. Stuart-WASH09	10
	Charters-WASH09	10
3.	Pohlman-WASH09	9
4.	Salling-WASH09	7
5.	Montalvo-ALA09	6

Runs batted in

1.	Williams-WASH09	10
2.	Schlopy-UGA09	6
3.	Lawrie-WASH09	5
	Schnake-UGA09	5
	M. Stuart-WASH09	5

Doubles

1.	M. Stuart-WASH09	4
2.	Holcombe-ALA09	2
	Schnake-UGA09	2
4.	19 tied at.....	1

Triples

1.	Daniels-UGA09	1
	Paculba-UF09	1
	Charters-WASH09	1

Home runs

1.	Williams-WASH09	3
2.	Schlopy-UGA09	2
	Bush-UF09	2
4.	17 tied at....	1

Total bases

1.	M. Stuart-WASH09	17
2.	Charters-WASH09	16
3.	Williams-WASH09	13
4.	Schlopy-UGA09	11
5.	Pohlman-WASH09	10

Walks

1.	Lawrie-WASH09	5
	Goler-UGA09	5
	Greer-WASH09	5
4.	Bruder-UF09	4
	Paculba-UF09	4

Hit by pitch

1.	Eubanks-ALA09	2
	Larsen-ALA09	2
	Boccia-ALA09	2
	Holcombe-ALA09	2
5.	8 tied at.....	1

Sac bunts

1.	Blake-WASH09	3
2.	12 tied at.....	1

Sac flies

1.	Bush-UF09	1
	Moody-UGA09	1

Stolen bases

1.	Rogers-ALA09	5
2.	Williams-WASH09	2
3.	13 tied at....	1

Total plate appearances

1.	Charters-WASH09	25
2.	Pohlman-WASH09	24
	Salling-WASH09	24
4.	Lawrie-WASH09	23
5.	M. Stuart-WASH09	22

At bats

1.	Pohlman-WASH09	24
2.	Salling-WASH09	22
3.	M. Stuart-WASH09	21
	Charters-WASH09	21
5.	Watson-WASH09	19

Steal attempts

1.	Rogers-ALA09	5
2.	Williams-WASH09	2
	Ewing-MICH09	2
	Pohlman-WASH09	2
5.	13 tied at...	1

Strikeouts

1.	Brooks-UF09	7
2.	Sandberg-UGA09	6
	Moody-UGA09	6
	Hesson-UGA09	6
5.	6 tied at.....	5

Caught stealing

1.	Pohlman-WASH09	1
	Heil-UF09	1
	Koziol-WASH09	1
	Ewing-MICH09	1

Grounded into DP

1.	Gardiner-UF09	2
2.	7 tied at.....	1

Women's College World Series
Pitching Leaders (as of Oct 29, 2009)
(All games)

Hitting minimums - 1.0 AB/Game
Pitching minimums - 1 Games

Earned run avg

1.	Delaney-MIZZ09	0.00
	Morgan-ALA09	0.00
3.	J. Taylor-MICH09	1.68
4.	Lawrie-WASH09	1.88
5.	Nelson-UF09	2.33

Opposing bat avg

1.	Brombacher-UF09	.188
2.	Lawrie-WASH09	.193
3.	Nelson-UF09	.195
4.	J. Taylor-MICH09	.207
5.	Bach-ASU09	.216

Innings pitched

1.	Lawrie-WASH09	44.2
2.	Nelson-UF09	30.0
3.	Hamilton-UGA09	24.1
4.	Bach-ASU09	20.2
	Dunne-ALA09	20.2

Batters struck out

1.	Lawrie-WASH09	49
2.	Nelson-UF09	36
3.	Dunne-ALA09	18
4.	Hamilton-UGA09	15
5.	2 tied at.....	11

Batters SO out looking

1.	Lawrie-WASH09	18
2.	Dunne-ALA09	13
3.	Nelson-UF09	10
4.	Bach-ASU09	3
	Brombacher-UF09	3

Wins

1.	Lawrie-WASH09	5
2.	Hamilton-UGA09	2
	Nelson-UF09	2
4.	6 tied at.....	1

Saves

Appearances

1.	Lawrie-WASH09	6
2.	Nelson-UF09	5
	Hamilton-UGA09	5
4.	3 tied at.....	3

Games started

1.	Lawrie-WASH09	6
2.	Nelson-UF09	5
3.	Bach-ASU09	3
	Dunne-ALA09	3
5.	4 tied at.....	2

Games finished

1.	Delaney-MIZZ09	2
	Hamilton-UGA09	2
	Brombacher-UF09	2
4.	5 tied at.....	1

Games in relief

1.	Hamilton-UGA09	3
2.	Brombacher-UF09	2
	Delaney-MIZZ09	2
4.	7 tied at.....	1

Sac bunts allowed

1.	Lawrie-WASH09	4
2.	Nelson-UF09	3
3.	Bach-ASU09	2
4.	6 tied at.....	1

Sac flies allowed

1.	Lawrie-WASH09	2

Losses

1.	Bach-ASU09	2
	Thomas-MIZZ09	2
	Nelson-UF09	2
	Nemitz-MICH09	2
	Dunne-ALA09	2

Runners picked off

Wild pitches

1.	Lawrie-WASH09	2
	Dunne-ALA09	2
3.	8 tied at.....	1

Balks

1.	Hamilton-UGA09	2

Hit batters

1.	Bach-ASU09	4
2.	Nemitz-MICH09	3
3.	Dunne-ALA09	2
	Hamilton-UGA09	2
5.	5 tied at.....	1

Intentional BB allowed

1.	Lawrie-WASH09	1
2.	Hamilton-UGA09	2
3.	Nemitz-MICH09	1
4.	Bach-ASU09	2
5.	Delaney-MIZZ09	1

Hits allowed

1.	Martinez-ARIZ09	3
	Schlopy-UGA09	3
	Brombacher-UF09	3
4.	Morgan-ALA09	5
5.	McCloud-UGA09	6

Runs allowed

1.	Morgan-ALA09	0
2.	Schlopy-UGA09	1
	Delaney-MIZZ09	1
4.	Brombacher-UF09	2
	J. Taylor-MICH09	2

Earned runs allowed

1.	Morgan-ALA09	0
	Delaney-MIZZ09	0
3.	Schlopy-UGA09	1
4.	J. Taylor-MICH09	2
	Brombacher-UF09	2

Walks allowed

1.	Arevalo-UGA09	0
	Martinez-ARIZ09	0
3.	Morgan-ALA09	1
	Akamine-ARIZ09	1
5.	McCloud-UGA09	2

Doubles allowed

1.	Dunne-ALA09	0
	Schlopy-UGA09	0
	Morgan-ALA09	0
	Brombacher-UF09	0
	McCloud-UGA09	0

Triples allowed

1.	Dunne-ALA09	0
	Schlopy-UGA09	0
	Morgan-ALA09	0
	Brombacher-UF09	0
	McCloud-UGA09	0

Home runs allowed

1.	Nelson-UF09	0
	Schlopy-UGA09	0
	Morgan-ALA09	0
	Martinez-ARIZ09	0
	Delaney-MIZZ09	0

Women's College World Series
Fielding Leaders (as of Oct 29, 2009)
(All games)

Pitching minimums - 1 Games

Fielding pct

1.	Blake-WASH09	1.000
	Charters-WASH09	1.000
	Shaw-MICH09	1.000
	St. Clair-MICH09	1.000
	Holcombe-ALA09	1.000

Chances

1.	Blake-WASH09	49
2.	Williams-WASH09	48
3.	Hilberth-UF09	45
4.	Gardiner-UF09	38
5.	Charters-WASH09	25

Putouts

1.	Blake-WASH09	48
2.	Williams-WASH09	43
3.	Hilberth-UF09	40
4.	Gardiner-UF09	37
5.	Shaw-MICH09	22

Assists

1.	Salling-WASH09	15
2.	M. Stuart-WASH09	12
	Charters-WASH09	12
4.	Brooks-UF09	10
5.	2 tied at....	9

Fielding double plays

1.	Charters-WASH09	4
2.	Shaw-MICH09	3
	M. Stuart-WASH09	3
4.	4 tied at.....	2

Passed balls

1.	Chambers-ARIZ09	1
	Sandberg-UGA09	1
	Blake-WASH09	1
	Christopher-MIZZ09	1

Catchers interference

Steal attempts against

1.	Castillo-ASU09	5
	Bach-ASU09	5
3.	5 tied at.....	4

Stolen bases against

1.	6 tied at.....	4

Caught stealing by

1.	8 tied at.....	1

Errors

1.	Williams-WASH09	2
	Lawrie-WASH09	2
3.	20 tied at.....	1

Women's College World Series
Overall Statistics (as of Oct 29, 2009)
(All games Sorted by Batting avg)

eam	avg	g	ab	r	h	2b	3b	hr	rbi	tb	slg%	bb	hp	so	gdp	ob%	sf	sh	sb-att	po	a	e	fld%
Vashington 09	.304	6	171	32	52	8	1	6	28	80	.468	22	1	22	2	.387	0	5	4-6	134	51	7	.964
labama 09	.302	4	106	26	32	7	0	2	23	45	.425	9	8	22	1	.398	0	2	9-9	77	15	4	.958
Georgia 09	.239	5	134	25	32	5	1	7	25	60	.448	14	3	38	2	.322	1	2	2-2	105	25	1	.992
Michigan 09	.238	3	80	11	19	3	0	2	10	28	.350	8	1	16	0	.315	0	2	1-2	60	24	1	.988
rizona State 09	.229	3	83	9	19	1	0	1	9	23	.277	6	1	15	2	.289	0	0	0-0	62	27	2	.978
lorida 09	.211	5	123	12	26	2	1	5	11	45	.366	17	0	42	2	.305	1	4	3-4	102	39	6	.959
Missouri 09	.176	2	51	5	9	1	0	1	5	13	.255	3	2	6	0	.250	0	0	1-1	36	12	2	.960
rizona 09	.159	2	44	0	7	0	0	0	0	7	.159	4	0	15	0	.229	0	0	0-0	33	13	1	.979
otals	.247	30	792	120	196	27	3	24	111	301	.380	83	16	176	9	.330	2	15	20-24	609	206	24	.971

(All games Sorted by Earned run avg)

eam	era	w-l	g	cg	sho	sv	ip	h	r	er	bb	so	2b	3b	hr	b/avg	wp	hp	bk	sfa	sha
Vashington 09	1.88	5-1	6	6	2/0	0	44.2	31	15	12	13	49	5	2	2	.193	2	1	0	2	4
rizona State 09	2.37	1-2	3	3	0/0	0	20.2	16	10	7	8	8	4	0	2	.216	0	4	0	0	2
lorida 09	2.47	3-2	5	3	2/0	0	34.0	25	16	12	9	40	2	0	1	.194	1	2	0	0	3
Michigan 09	3.15	1-2	3	1	0/0	0	20.0	17	9	9	8	21	3	0	5	.233	0	3	0	0	1
labama 09	3.27	2-2	4	4	1/0	0	25.2	24	14	12	14	21	0	0	4	.233	3	2	0	0	0
Georgia 09	5.40	3-2	5	2	0/0	0	35.0	46	27	27	18	17	7	1	6	.319	3	2	2	0	3
Missouri 09	5.83	0-2	2	0	0/0	0	12.0	16	12	10	9	8	1	0	1	.296	1	2	0	0	1
rizona 09	9.55	0-2	2	0	0/0	0	11.0	21	17	15	4	12	5	0	3	.389	2	0	0	0	1
otals	3.59	15-15	30	19	5/0	0	203.0	196	120	104	83	176	27	3	24	.247	12	16	2	2	15

B - Georgia 1, Arizona 1, Missouri 1, Washington 1.

(All games Sorted by Fielding pct)

Team	c	po	a	e	fld%	dp	sba	csb	sba%	pb	ci
Georgia 09	131	105	25	1	.992	2	4	0	1.000	1	0
Michigan 09	85	60	24	1	.988	3	1	1	.500	0	0
Arizona 09	47	33	13	1	.979	1	3	0	1.000	1	0
Arizona State 09	91	62	27	2	.978	0	4	1	.800	0	0
Washington 09	192	134	51	7	.964	4	4	0	1.000	1	0
Missouri 09	50	36	12	2	.960	0	0	0	---	1	0
Florida 09	147	102	39	6	.959	0	3	1	.750	0	0
Alabama 09	96	77	15	4	.958	1	1	1	.500	0	0
Totals	839	609	206	24	.971	11	20	4	.833	4	0

Women's College World Series
#3 Washington vs #1 Florida
June 1, 2009 at Oklahoma City, OK (ASA Hall of Fame)

Vashington 8 (50-12)

layer	ab	r	h	rbi	bb	so	po	a	lob
harters 2b	3	2	3	2	1	0	1	1	0
ohlman lf	4	1	1	0	0	0	1	0	0
alling ss	4	2	1	2	0	0	2	2	1
awrie p	4	1	1	0	0	1	0	1	0
. Stuart 3b	3	0	1	2	1	1	1	1	2
Koziol pr	0	0	0	0	0	0	0	0	0
lake c	4	0	0	0	0	1	12	0	1
Vatson dp	4	0	0	0	0	1	0	0	1
reer rf	2	1	0	0	1	0	0	0	0
Stenson rf	0	0	0	0	0	0	0	0	0
Villiams 1b	2	1	0	0	1	1	4	0	0
lcWherter cf	0	0	0	0	0	0	0	0	0
otals	30	8	7	6	4	5	21	5	5

Florida 0 (63-4)

Player	ab	r	h	rbi	bb	so	po	a	lob
Paculba 2b	2	0	0	0	1	2	1	4	1
DeFelice dp	2	0	0	0	0	1	0	0	0
Moultrie ph	1	0	1	0	0	0	0	0	0
Enea lf	3	0	0	0	0	2	1	0	0
Bruder rf	3	0	0	0	0	2	1	0	2
Bush ss	2	0	0	0	1	0	2	1	0
Gardiner 1b	2	0	0	0	1	0	7	0	0
Austin pr	0	0	0	0	0	0	0	0	0
Brooks 3b	3	0	1	0	0	2	1	2	0
Hilberth c	1	0	0	0	0	1	6	0	1
Waleszonia cf	1	0	0	0	0	1	0	0	0
Sisco ph	1	0	0	0	0	1	0	0	0
Nelson p	0	0	0	0	0	0	0	2	0
Brombacher p	0	0	0	0	0	0	2	0	0
Totals	21	0	2	0	3	12	21	9	4

core by Innings	1	2	3	4	5	6	7	R	H	E
Vashington 09	0	0	4	0	2	2	0	**8**	**7**	**0**
lorida 09	0	0	0	0	0	0	0	**0**	**2**	**2**

: - Gardiner(3); Hilberth(3). DP - Washington 1. LOB - Washington 5; Florida 4. 2B - M. Stuart(16). HR - harters(9). SH - Hilberth(4). SB - Williams(6).

Vashington 09	ip	h	r	er	bb	so	ab	bf	np
awrie	7.0	2	0	0	3	12	21	25	125

Florida 09	ip	h	r	er	bb	so	ab	bf	np
Nelson	5.0	5	6	4	2	5	22	24	82
Brombacher	2.0	2	2	2	2	0	8	10	41

Vin - Lawrie (41-8). Loss - Nelson (41-4). Save - None.
nherited runners/scored: None. Pitches/strikes: Lawrie 125/80; Nelson 82/52; Brombacher 41/23.

Jmpires - HP: Sally Walker 1B: Bart Hadley 3B: Traci Stoelting
tart: 7:07 pm Time: 2:34 Attendance: 6060
Veather: Partly Cloudy, 84, Winds: S16
ame notes:
Morgan Stuart (Washington) sets a Women's College World Series record for
loubles with four (4). Washington leads Championship series, 1-0.

Women's College World Series
#3 Washington vs #1 Florida
June 1, 2009 at Oklahoma City, OK (ASA Hall of Fame)

Score by Innings	1	2	3	4	5	6	7	R	H	E
Vashington	0	0	4	0	2	2	0	**8**	**7**	**0**
lorida	0	0	0	0	0	0	0	**0**	**2**	**2**

Vashington 09 starters: 11/2b Charters; 4/lf Pohlman; 7/ss Salling; 15/p Lawrie; 18/3b M. Stuart; 12/c Blake; 25/dp Watson; 21/rf Greer; 3/1b Williams; 22/cf McWherter;
lorida 09 starters: 3/2b Paculba; 28/dp DeFelice; 10/lf Enea; 2/rf Bruder; 12/ss Bush; 24/1b Gardiner; 27/3b Brooks; 31/c Hilberth; 5/cf Waleszonia; 42/p Nelson;

Vashington 09 1st - Charters singled to pitcher (1-1). Pohlman reached on a fielding error by 1b, assist by 3b, advanced to second (0-0); Charters advanced to third. Salling reached on a fielder's choice to second base (2-1); Pohlman advanced to third; Charters out at home 2b to c. Lawrie struck out swinging (1-2). M. Stuart grounded out to 3b (2-1). 0 runs, 1 hit, 1 error, 2 LOB.

lorida 09 1st - Paculba struck out swinging (0-2). DeFelice struck out looking (1-2). Enea struck out looking (3-2). 0 runs, 0 hits, 0 errors, 0 LOB.

Vashington 09 2nd - Blake struck out looking (0-2). Watson struck out swinging (1-2). Greer grounded out to 2b (0-1). 0 runs, 0 hits, 0 errors, 0 LOB.

lorida 09 2nd - Bruder grounded out to ss (0-0). Bush walked (3-2). Gardiner grounded into double play ss to 2b to 1b (2-2); Bush out on the play. 0 runs, 0 hits, 0 errors, 0 LOB.

Vashington 09 3rd - Williams walked (3-2). Williams stole second. Charters singled to second base (3-1); Williams advanced to third. Pohlman reached on a fielder's choice to shortstop (1-0); Charters advanced to second. Salling singled up the middle, 2 RBI; Pohlman advanced to second; Charters scored; Williams scored. Salling advanced to second on a throwing error by c, scored, unearned; Pohlman scored, unearned. Lawrie grounded out to 1b unassisted (1-2). M. Stuart struck out swinging (0-2). Blake grounded out to p (1-0). 4 runs, 2 hits, 1 error, 0 LOB.

lorida 09 3rd - Brooks singled to third base (1-2). Hilberth grounded out to p, SAC (2-2); Brooks advanced to second. Waleszonia struck out looking (3-2). Paculba struck out swinging (1-2). 0 runs, 1 hit, 0 errors, 1 LOB.

Vashington 09 4th - Watson popped up to 3b (3-1). Greer flied out to lf (2-2). Williams struck out swinging (0-2). 0 runs, 0 hits, 0 errors, 0 LOB.

lorida 09 4th - DeFelice lined out to 3b (1-1). Enea struck out swinging (3-2). Bruder struck out swinging (0-2). 0 runs, 0 hits, 0 errors, 0 LOB.

Vashington 09 5th - Charters walked (3-2). Pohlman reached on a fielder's choice to pitcher (0-0); Charters out at second p to ss. Salling reached on a fielder's choice to second base (2-2); Pohlman out at second 2b to ss. Lawrie singled up the middle (0-0); Salling advanced to second. M. Stuart doubled to center field, 2 RBI (1-2); Lawrie scored; Salling scored. Blake grounded out to 2b (1-0). 2 runs, 2 hits, 0 errors, 1 LOB.

lorida 09 5th - Bush flied out to ss (1-2). Gardiner walked (3-2). Austin pinch ran for Gardiner. Brooks struck out swinging (0-2). Hilberth struck out looking (1-2). 0 runs, 0 hits, 0 errors, 1 LOB.

Washington 09 6th - Gardiner to 1b for Austin. Brombacher to p for Nelson. Watson grounded out to ss (2-1). Greer walked (3-2). Williams lined out to p (1-2). Charters homered to right field, 2 RBI (1-1); Greer scored. Pohlman singled up the middle (1-0). Salling flied out to rf (2-0). 2 runs, 2 hits, 0 errors, 1 LOB.

Florida 09 6th - Stenson to rf for Greer. Sisco pinch hit for Waleszonia. Sisco struck out looking (2-2). Paculba walked (3-2). Moultrie pinch hit for DeFelice. Moultrie singled to left field (1-2); Paculba advanced to second. Enea popped up to ss (3-2). Bruder struck out swinging (3-2). 0 runs, 1 hit, 0 errors, 2 LOB.

Washington 09 7th - Moultrie to cf. Sisco to dp. Lawrie lined out to 2b (2-2). M. Stuart walked (3-2). Koziol pinch ran for M. Stuart. Blake popped up to p (0-1). Watson grounded out to 1b unassisted (1-2). 0 runs, 0 hits, 0 errors, 1 LOB.

Florida 09 7th - M. Stuart to 3b for Koziol. Bush grounded out to 3b (1-2). Gardiner lined out to lf (2-2). Brooks struck out swinging (2-2). 0 runs, 0 hits, 0 errors, 0 LOB.

Women's College World Series
#1 Florida vs #3 Washington
June 2, 2009 at Oklahoma City, OK (ASA Hall of Fame)

Florida 2 (63-5)

Player	ab	r	h	rbi	bb	so	po	a	lob
Paculba 2b	4	1	1	0	0	2	1	0	3
Hilberth c	4	1	2	0	0	0	5	1	0
Heil pr	0	0	0	0	0	0	0	0	0
Enea lf	3	0	2	0	0	1	2	0	0
Johnson pr	0	0	0	0	0	0	0	0	0
Bruder rf	2	0	0	0	2	0	0	0	0
Bush ss	3	0	0	1	0	1	2	3	1
Gardiner 1b	3	0	1	0	1	1	7	0	3
Hines pr	0	0	0	0	0	0	0	0	0
Brooks 3b	2	0	0	0	0	1	1	4	3
Moultrie cf	3	0	1	0	0	1	0	0	0
Valeszonia dp	3	0	0	0	0	1	0	0	0
Nelson p	0	0	0	0	0	0	0	1	0
Totals	27	2	7	1	3	8	18	9	10

Washington 3 (51-12)

Player	ab	r	h	rbi	bb	so	po	a	lob
Charters 2b	3	1	1	0	0	1	5	2	0
Pohlman lf	3	2	1	0	0	0	0	0	1
Salling ss	3	0	1	0	0	1	1	2	0
Lawrie p	3	0	2	1	0	0	1	1	0
M. Stuart 3b	3	0	0	0	0	1	1	2	0
Blake c	2	0	0	0	1	0	8	0	1
Koziol pr	0	0	0	0	0	0	0	0	0
Watson dp	3	0	0	0	0	0	0	0	3
Greer rf	3	0	1	0	0	1	0	0	0
Stenson rf	0	0	0	0	0	0	0	0	0
Fleischman rf	0	0	0	0	0	0	0	0	0
Williams 1b	1	0	0	0	0	1	3	0	0
McWherter cf	0	0	0	0	0	0	2	0	0
Totals	24	3	6	1	1	5	21	7	5

Score by Innings	1	2	3	4	5	6	7	R	H	E
Florida 09	2	0	0	0	0	0	0	**2**	**7**	**2**
Washington 09	2	0	1	0	0	0	X	**3**	**6**	**3**

E - Moultrie(3); Nelson(4); Salling(5); Lawrie(5); M. Stuart(12). DP - Washington 1. LOB - Florida 10; Washington 5. 2B - Enea(11). 3B - Paculba(5). SH - Enea(1); Brooks(6); Williams(3). SF - Bush(2). SB - Hilberth(10); Enea(3); Moultrie(15). CS - Koziol(3).

Florida 09	ip	h	r	er	bb	so	ab	bf	np
Nelson	6.0	6	3	2	1	5	24	26	95

Washington 09	ip	h	r	er	bb	so	ab	bf	np
Lawrie	7.0	7	2	1	3	8	27	33	119

Win - Lawrie (42-8). Loss - Nelson (41-5). Save - None.
WP - Nelson(12); Lawrie(13). PB - Blake(10). Inherited runners/scored: None. Pitches/strikes: Nelson 95/62; Lawrie 19/73.

Umpires - HP: Keith Kearney 1B: Sally Walker 3B: Kevin Davis
Start: 7:08 pm Time: 2:28 Attendance: 5807
Weather: Mostly Cloudy, 77, Winds: SSE9
Game notes:
Washington wins 2009 NCAA Division I National Championship. Title is the first for the Huskies. Washington pitcher Danielle Lawrie named Women's College World Series Most Outstanding Player.